

MT

H

2016 MIDDLE TENNESSEE BOWL GUIDE

Aloha

DJ  
SANDERS

DANIEL  
STEPHENS

BRENT  
STOCKSTILL

HC RICK  
STOCKSTILL

STEVEN  
RHODES

I'TAVIUS  
MATHERS

RICHE  
JAMES



MT

ESPN

HAWAII BOWL

ALOHA STADIUM | DEC. 24, 2016 | HONOLULU, HAWAII





**DENNIS ANDREWS**



**TY LEE**



**JIMAL MCBRIDE**



**CHANDLER BREWER**



**MAURQUICE SHAKIR**



**JOSH CHESTER**



**SHAQUILLE HUFF**



**RAYNARD FELTON**



**CHRIS HALE**



**DARIUS HARRIS**



**WILLIAM EADS**







# MIDDLE TENNESSEE

► 2016 Hawaii Bowl ► 2015 Bahamas Bowl ► 2013 Armed Forces Bowl ► 2011 GoDaddy.com Bowl ► 2009 New Orleans Bowl Champions ► 2006 Motor City

## Middle Tennessee (8-4; 5-3) vs Hawai'i (6-7; 4-4)

Sat., Dec. 24, 2016 • Aloha Stadium (50,000) • Honolulu, HI



### 2016 SCHEDULE/RESULTS

8-4, 5-3 C-USA (home: 3-2; away: 5-2; neutral: 0-0)

#### SEPTEMBER

3	ALABAMA A&M (CUSA.tv)	W, 55-0
10	at Vanderbilt (SECN)	L, 24-47
17	at Bowling Green (ESPN3)	W, 41-21
24	*LOUISIANA TECH (ASN)	W, 38-34

#### OCTOBER

1	*at North Texas (CampusInsider)	W, 30-13
15	*WKU (HC) (ESPN3)	L, 44-43 (OT)
22	at Missouri (SECN)	W, 51-45
29	*at FIU (ESPN3)	W, 42-35

#### NOVEMBER

5	*UTSA (ESPN3)	L, 45-25
12	*at Marshall (ASN)	L, 42-17
19	*at Charlotte (ESPN3)	W, 38-31
26	*FAU (belNSports)	W, 77-56

#### DECEMBER

24	at Hawaii (Hawaii Bowl) (ESPN, ESPN Radio)	7 PM CT
----	--------------------------------------------	---------

Home games in all caps

\*C-USA game

### THE COVERAGE

#### TELEVISION

ESPN

Play-by-Play: Chris Cotter  
Color Analyst: Mark May  
Sideline: Maria Taylor



#### RADIO

Blue Raider Sports Properties  
PxP: Chip Walters, 26th Year  
Analyst: Wes Counts, 1st Year  
Spotter: Wayne Groce, 36th Year



GoBlueRaiders.com

Live audio stream of broadcast/Live Stats

#### ONLINE

Twitter // @MT\_FB

Live updates with stats and notes

Facebook // fb.com/BlueRaiderAthletics  
In-game updates and photos

Instagram // @MTAthletics @MT\_FB  
Photos and graphics

Snapchat // @MT\_Athletics  
Behind the scenes coverage

YouTube // GoBlueRaidersTV  
Postgame highlights and interviews

GoBlueRaiders.com  
Complete coverage of Middle Tennessee football



### GAME 13

#### RAIDERS HEAD TO HAWAII

► Middle Tennessee will head to the islands for its sixth bowl game in the FBS era and face the hometown Hawaii Rainbow Warriors. It will be the second meeting between the two programs.

#### QUICK HITTERS

► The 2016 season is the 102nd for Blue Raider football and the 18th at the FBS level.

► Middle Tennessee has now won at least eight games in a season three times in the last five years.

► A victory over Hawaii would give the Blue Raiders a 9-win season for the 13th time in school history but just the second in the FBS era (since 1999). The Raiders' last 9-win season was in 2009 when they won 10 games.

► WR **Richie James** needs 12 more receptions to break his own single-season school record of 108 set in 2015.

► WR **Ty Lee's** 53 receptions entered the bowl season as the 5th most nationally by a freshman.

► RB **I'Tavius Mathers** owns the single-season school record in rushing yards, all-purpose yards, and receptions by a running back.

► Ty Lee's 53 receptions ranks 5th nationally among freshmen.

► PK **Canon Rooker** has hit 13 of his last 14 field goals and ranks 22nd nationally in field goals made percentage (.842).

► **I'Tavius Mathers** has rushed for 100 or more yards in eight of his last 10 games.

► In MT's last 14 wins it has averaged 588.5 yards of total offense and allowed just 399.9.

► Middle Tennessee is 20-5 in its last 25 home games.

► The Blue Raiders have been bowl eligible eight times in 11 years and participated in six bowls (counts 2016) during the FBS era.

► Middle Tennessee has 17 players competing in the bowl game with a degree in hand. (Dennis Andrews, Chris Brown, Deontay Evans, Raynard Felton, Demetrius Frazier, Chris Hale, I'Tavius Mathers, Terry Pettis, Hunter Rogers, Maurquice Shakir, Josh Chester, Jeremy Cutrer, William Eads, Myles Harges, Shaquille Huff, Brent Stockstill (Undergraduate) and Kamani Thomas).

► MT is averaging 47.6 points a game at home and 34.7 on the road in 2016.

► In their last 40 conference games, the Blue Raiders have a mark of 28-12.



#### SERIES HISTORY

Overall: Hawaii leads 1-0

At Middle Tennessee: 0-0

At Hawaii: Hawaii leads 1-0

At Neutral Site: 0-0

Rick Stockstill vs Hawaii: 0-0

Nick Rolovich vs MT: 0-0

Last MT Win: NA

Last Hawaii Win: 1993 (35-14 in Honolulu)

#### SERIES RESULTS

Year	W/L	Score	Site
1993	L	35-14	A

► Over the last 55 games, the Blue Raider defense has come up with 65 interceptions. The team had 15 picks in 2013 by eight different players, 13 in 2014 and 17 in 2015.

► Consecutive Starts Leaders: Shaquille Huff (37), Daniel Stephens (30) and Steven Rhodes (28).

► Under Rick Stockstill, the Blue Raiders have been involved in 20 games that were decided in the final minute of regulation or overtime. The team is 12-8 in those games and have won eight of the last 10.

► Head Coach Rick Stockstill is third on the school's all-time wins list with 72 victories.

► In 137 games under Rick Stockstill, the Blue Raiders are +24 in turnover margin.

► Middle Tennessee has scored 30 or more points 61 times under Rick Stockstill. The most 30-point games in a season under Stockstill is nine (2009) and the Raiders have matched that with 9 through 12 games in 2016.

► RB **I'Tavius Mathers** has been invited to play in the 2017 NFLPA Bowl on January 21 in Los Angeles, CA.





## INTERVIEWS & POLICIES

### Weekly Press Conference

On Mondays at 10:30 AM, in the Kennon Sports Hall of Fame building, selected players and Coach Stockstill meet with the media individually for a press conference. The conferences are weekly and will be held every Monday before a game. Media can park in the area located between the practice field and the weight room on campus. The Athletic Communications Office will transcribe quotes that will be put on GoBlueRaiders.com and also emailed to the Blue Raiders' primary and football lists. A video feed of Stockstill, along with the players, will be available on Youtube.com/GoBlueRaiders.tv

### Practice Policies

On a Saturday game week, Middle Tennessee practices are open to the media on Monday, Tuesday, and Wednesday for the first 4 periods. Interviews with coaches and players will take place after practice just outside the practice facility. However, players will not be available for any interviews after Wednesday's practice. They will not be available again until postgame. Please adjust the calendar for mid-week games.

### Coach Stockstill Interviews

Coach Stockstill is available following each practice, but please let Mark Owens know if you intend to be at practice and would like an interview in advance. If you need to speak with Coach Stockstill by phone, please contact Mark Owens at owens@goblueraiders.com well in advance of the time you need him.

### Player Interviews

Middle Tennessee players and assistant coaches are available for in-person or phone interviews Monday, Tuesday, and Wednesday of a normal game week. Interviews will be conducted after practice. All phone requests MUST be made a day in advance. Please contact Mark Owens for these requests.



# MIDDLE TENNESSEE ATHLETIC COMMUNICATIONS / MEDIA POLICIES

## PRESS CREDENTIALS

► Media credentials for all Middle Tennessee home games can be obtained by emailing a written request to Mark Owens (owens@goblueraiders.com) in the Athletic Communications Office.

All requests are screened to ensure a working pressbox with priority given to daily newspapers, radio/TV sports directors and other media who cover the Blue Raiders and their opponents on a regular basis.

Guests are not permitted in any working media area. If you wish to bring a guest to any game, contact Mark Owens regarding the availability of tickets.

## MEDIA WILL CALL

► Credentials will be mailed for all requests received at least seven days in advance of the specified game. All other credentials should be picked up in the Athletic Communications office the day before the game, or at the Media Will Call window beginning at 9 AM on gameday. Media Will Call is located at Gate 1A of Floyd Stadium on the southwest corner.

## BLUE RAIDER TOWER MEDIA ENTRANCE

► To access the pressbox, media members should use the elevator on the west side of the stadium. The pressbox is located on the fourth floor.

## SIDELINE REGULATIONS

► In order to gain access to field level, media members and photographers must have a visible credential.

Tripods are allowed on the field but must be at least five yards away from the sideline or end line.

No photographers or media personnel are permitted within the team areas (midfield between the 25-yard lines) at any time. Please work from either side of the team area and move quickly behind the benches when changing ends of the field.

## MEDIA SERVICES

► Pregame notes, rosters and programs are provided to working media in the pressbox prior to kickoff. Quickie stats will be distributed in the press box after each quarter and at the conclusion of the game.

Final game packets will be available in the pressbox following interviews.

Coach Stockstill will be available for comments and questions in

## COLLEGEPRESSBOX.COM

CollegePressBox.com is the official media website for Conference USA football. Access and download weekly game notes, opponent notes, quotes, depth charts, complete final game books, media guides, head shots, and more for the conference and each of its 13-member schools.

The site also has a complete list of conference beat writers, radio broadcasters, and much more.

Apply for access at [www.collegepressbox.com/password](http://www.collegepressbox.com/password).

## MIDDLE TENNESSEE ATHLETIC COMMUNICATIONS

Shipping Address.....1500 Greenland Drive  
.....Murfreesboro, TN 37132  
Phone.....615.898.2968  
Web site.....GoBlueRaiders.com  
Associate AD/Communications.....Mark Owens  
Email.....owens@goblueraiders.com  
Office.....615.898.5057  
Cell.....615.631.9520  
Twitter.....@MarkOwens5  
Assistant.....Tony Stinnett  
Email.....Stinnett@goblueraiders.com  
Office.....615.898.5270  
Cell.....615.631.9521  
Twitter.....@tstinnett3  
Assistant.....Alex Mitchell  
Email.....Beovich@goblueraiders.com  
Office.....615.904.2378  
Cell.....850.723.8134  
Social Media Coordinator.....Brent Beerends  
Email.....Beerends@goblueraiders.com  
Office.....615.494.8653  
Cell.....641.780.7005  
Media Specialist/Video.....Nathan Wallach  
Email.....Wallach@goblueraiders.com  
Office.....615.494.8863  
Cell.....615.403.6424  
Intern John Galatas  
Email.....galatas@goblueraiders.com  
Office.....615.904.8209  
Cell.....615.691.0780  
Intern Zach Rhodes  
Email.....zrhodes@goblueraiders.com  
Office.....615.904.2378  
Cell.....850.723.8134  
Pressbox Phone.....615.898.2312  
Twitter.....@MTAthletics  
Facebook.....BlueRaiderAthletics  
Instagram.....MTAthletics

the Green Room located in the southeast corner of Murphy Center approximately 15 minutes following conclusion of the game.

The Athletic Communications office will transcribe a portion of the postgame comments from Stockstill, the visiting head coach, and selected Blue Raider players.

Prior to Coach Stockstill's session, requested Middle Tennessee players will be made available in the Green Room. Requests for specific players should be submitted to the MT Athletic Communications staff in the pressbox before or during the fourth quarter.

The Middle Tennessee locker room is closed to the media at all times. The visiting coach will be made available outside his locker room in the southeast corner of the stadium.

## PHOTOGRAPHER ROOM

► A photographer work area is setup prior to each game in the southeast corner of Murphy Center. Tables and internet access will be setup just outside the Green Room for use by all photographers.

## THIS WEEK: RAIDER FOOTBALL

19	20	21	22	23	24	25
<b>MONDAY</b>	<b>TUESDAY</b>	<b>WEDNESDAY</b>	<b>THURSDAY</b>	<b>FRIDAY</b>	<b>SATURDAY</b>	<b>SUNDAY</b>
Arrive in Hawaii	Practice at Aloha Stadium	Bowl Press Conference  Practice at Aloha Stadium	Practice at Aloha Stadium	Practice at Aloha Stadium	3:00 PM HT Kickoff vs Hawaii	Merry Christmas



## BOWL HISTORY

► The Hawaii Bowl marks the 10th bowl Middle Tennessee has participated in during its football history but sixth in the FBS era. The Blue Raiders faced Central Michigan in the 2006 Motor City Bowl (lost 31-14), then defeated Southern Miss (42-32) in the 2009 New Orleans Bowl. MT went on to the 2011 GoDaddy.com Bowl where they fell to Miami (OH) (35-21) before falling to Navy in the 2013 Armed Forces Bowl (24-6). MT lost to Western Michigan in last year's Bahamas Bowl (45-31). Prior to the FBS era, the Raiders competed in the 1956 Refrigerator Bowl, the 1960 and 1961 Tangerine Bowl, and the 1964 Grantland Rice Bowl.

## 8 TIMES IN 11 YEARS

► In 11 years under Rick Stockstill, Middle Tennessee has reached bowl eligibility eight times and seven times in the last eight years. The Blue Raiders have been bowl eligible under Rick Stockstill in 2006, 2009, 2010, 2012, 2013, 2014, 2015 and 2016. The eight bowl eligible years during the 11-year span is more than any FBS team in Tennessee and equals the most of any program in C-USA.

## PERMANENT CAPTAINS

► The highest honor in the Blue Raider football program is to be voted a Permanent Team Captain at the conclusion of the regular season. This year's captains, as announced on Dec. 1, are QB Brent Stockstill, RB I'Tavius Mathers, LB DJ Sanders, and DT Raynard Felton.

## ROAD WARRIORS

► Middle Tennessee will head to Honolulu for its eighth road game of the season and the Blue Raiders are tied for 3rd nationally with five road wins. Western Michigan leads the nation with seven, followed by Alabama, Clemson and Washington with six the MT joins FSU, San Diego State, Stanford and Wisconsin with five each. Counting the Hawaii Bowl, MT will have traveled **7,696.2 miles** this season and if you go back to last year's Bahamas Bowl that total would climb to **8,614.2 miles** in the last nine road games.

## SIX MAKE ALL-CONFERENCE

► Middle Tennessee placed six players on the first and second All-Conference USA teams. First team picks were I'Tavius Mathers, Richie James, Jeremy Cutrer, Canon Rooker and William Eads, while Daniel Stephens was the lone second team member. Ty Lee and Tyshun Render were on the All-Freshman team.

## OFFENSIVE EXPLOSION

► MT set a new single-game total offense record by recording **757 yards** in the 77-56 win over FAU to end the regular season. The previous record of 685 yards was set against Idaho in 2001. The 77 points was also a new school record and broke the previous mark of 76 set in 1927 against North Alabama. The 77 points also tied the C-USA mark.

## OFFENSIVE RECORDS FALL IN 2016

► Despite still having the bowl game to play, the Middle Tennessee offense has set numerous single-season records in 2016. Following is a list of those records:

Category	2016 Total	Previous Record
Total Offense	6188	5946 (2015)
Total Yards/ Game	515.7	493.7 (2016)
Total Yards/ Play	6.88	6.78 (2001)
Points Scored	481	442 (2015)
Touchdown Passes	35	34 (2016)
Total Touchdowns	62	58 (2015)
Passing Yards/ Game	317.0	311.7 (2015)

### Next to fall:

Passing Yards	3804	4052 (2015)
Pass Attempts	505	509 (2011)
Pass Completions	319	334 (2015)
First Downs	294	302 (2015)
All-Purpose Yards	7033	7403 (2015)

## 2 FOR 200

► Middle Tennessee, on its way to a C-USA record 495-yard rushing effort, became the sixth team in Division I history to have two players rush for 200-plus yards in the same game when I'Tavius Mathers (213) and Richie James (207) accomplished the feat against FAU in the final regular season game. It was the second time Mathers has topped 200 yards this season.

## JAMES MAKES HISTORY

► With 207 yards rushing and 120 receiving, Richie James became only the sixth player in NCAA Division I history with 200-plus yards rushing and 100-plus receiving. James became the only receiver to join the elite list and is the only C-USA player to accomplish the feat.

## EMBARKING ON HISTORY

► I'Tavius Mathers has proven to be a threat on the ground but he is also a weapon in the passing game. Mathers, who has **1,504** rushing yards entering the bowl game, has reeled in **62** receptions which goes down as the most by a running back in MT history. In fact, with 8 more receptions, Mathers can become just the second player in NCAA FBS history to have 70 receptions and rush for 1,000 or more yards in a single season. He would join former Oregon St. Beaver Jacquizz Rodgers who had 78 catches and 1,440 rushing yards in 2009.

## JAMES ALREADY 2ND ON CAREER LISTS

► WR Richie James, who has played just 25 career games, ranks second on MT's career list for receptions and receiving yards. James enters the bowl contest with 205 receptions for 2,809 yards. The all-time leader in both categories is Kendall Newson who had 238 catches



## QUICK FACTS

### General

Location.....	Murfreesboro, TN 37132
Founded.....	1911
Enrollment.....	22,050
Nickname.....	Blue Raiders
Colors.....	Royal Blue and White
Conference.....	Conference USA
President.....	Dr. Sidney A. McPhee
Alma Mater.....	Prairie View, 1976
Director of Athletics.....	Chris Massaro
Alma Mater.....	Northern Colorado, 1983
Stadium.....	Floyd/Horace Jones Field
Surface.....	Synthetic
Capacity.....	30,788
Basic Offense.....	Multiple
Basic Defense.....	4-3

### History

First Year of Football.....	1911
Number of Seasons.....	101st
All-Time Record.....	565-416-28
Record at Floyd Stadium.....	287-118-13
FBS Bowl Appearances.....	5 (1-4)
First Year in C-USA.....	2013

### 2016 Recap

2016 Record.....	8-4
2016 Bowl.....	Hawaii Bowl vs Hawaii
2016 C-USA Record.....	5-3
2016 C-USA Finish.....	3rd in East

### Coaching Staff

Head Coach.....	Rick Stockstill
Alma Mater.....	Florida State, 1982
Record at MT.....	72-65 (11th season)
Record Overall.....	Same
Safeties.....	David Bibee
Running Backs.....	Jeff Beckles
Defensive Coordinator/ LB.....	Tyrone Nix
Recruiting Coordinator/ CB.....	Steve Ellis
Defensive Line.....	Tommy West
Offensive Coord./ QB.....	Tony Franklin
Tackles/ TE.....	Mike Polly
Offensive Line.....	Rick Mallory
Wide Receivers.....	Kez McConvey
Graduate Assistant.....	Kenneth Gilstrap
Graduate Assistant.....	Omar McLendon
Graduate Assistant.....	Tyler Boyles
Graduate Assistant.....	Nolan Genovese
Intern.....	Austin Silvey
Strength and Conditioning.....	Jason Spray
Sports Medicine.....	Keith Bunch
Director of Player Devel.....	Brent Brock
Director of Operations.....	TBA
Dir. of Player Personnel.....	Will Redmond
Equipment Manager.....	Larry Maples
Video Coordinator.....	Erik Bartlett
Team Security.....	John Albertson, Matt Perry, Sanders Watson
Secretary.....	Jan Worley
Ticket Office.....	1-888-YES-MTSU

## LAST MINUTE PLAYS IN THE RICK STOCKSTILL ERA

Games decided by one play in the final minute of regulation

Opponent	Result	Play	Time of Play
WKU, 2016	L, 44-43	WKU hits 18 FG	0:05
LA Tech, 2016	W, 38-34	Held LT at MT 6-yard line on 4th Down	0:50
Marshall, 2015	W, 27-24 (30T)	Marshall missed 32-yard FG	0:05
Illinois, 2015	L, 27-25	Missed 43-yard FG	0:04
FAU, 2014	W, 35-34	12-yard pass to Marcus Henry from Austin Grammer	0:19
USM, 2014	W, 37-31	MT recovers onside kick	0:27
WKU, 2014	W, 50-47 (30T)	WKU hits 24-yard field goal	0:20
UAB, 2013	W, 24-21	18 FG by Cody Clark	0:03
Marshall, 2013	W, 51-49	9-yard pass to Tavarres Jefferson from Logan Kilgore	0:00
FIU, 2012	W, 34-30	Reggie Whitley 7 TD run	0:36
WKU, 2011	L, 36-33 (20T)	Shubert Bastien Blocked 46 FG to end regulation	0:00
Memphis, 2011	W, 38-31	33-yard pass to Anthony Amos from Logan Kilgore	0:11
Purdue, 2011	L, 27-24	47 FG by Alan Gendreau blocked	0:00
Maryland, 2009	W, 32-31	19 FG by Alan Gendreau	0:00
Kentucky, 2008	L, 20-14	Hail Mary to Eldred King came up 1-yard short	0:00
FAU, 2008	W, 14-13	Hail Mary to Malcolm Beyah (32-yd TD Catch)	0:00
ULM, 2007	W, 43-40	Bradley Robinson 89-yd kickoff return for TD	0:45
Virginia, 2007	L, 23-21	UVA hit 34-yard field goal	0:08
WKU, 2007	L, 20-17	Matt King misses 34-yard field goal	0:00
Troy, 2006	L, 21-20	Troy 3-yard TD pass	0:14





## WHO'S UP? WHO'S DOWN?

### Press Box

David Bibee, Safeties  
Tommy West, Defensive Line  
Kez McCorvey, Wide Receivers

### Sidelines

Rick Stockstill, Head Coach  
Tony Franklin, Off. Coordinator  
Tyronne Nix, Defensive Coordinator  
Steve Ellis, Cornerbacks  
Jeff Beckles, Running Backs  
Rick Mallory, Offensive Line  
Mike Polly, Tackles/Tight Ends

### RAIDERS RECORD WHEN ...

At Home	3-2
On The Road	5-2
Neutral Site	0-0
vs C-USA Opponents	5-3
vs Non-Conference	3-1
vs Ranked Opponents	0-0
vs In-State Opponents	0-1
In September	3-1
In October	3-1
In November	2-2
In December	0-0
On CUSA.tv	1-0
On CBS SN	0-0
On beIN	1-0
On CampusInsiders	1-0
On ASN	2-1
On SECN	1-1
On ESPN3	2-2
On ESPN	0-0
Afternoon Games	4-3
Night Games	4-1
Decided by 7 or less	4-1
Winning Coin Toss	5-2
Losing Coin Toss	3-2
Scoring First	5-0
Opp. Scores First	3-4
Leading at Halftime	7-1
Tied at Halftime	0-1
Trailing at Halftime	1-2
Leading After 3 Qts.	7-0
Tied After 3 Qts.	0-0
Trailing After 3 Qts.	1-4
In Overtime	0-1
Scoring 30+ Pts	8-1
Scoring 20-29 Pts	0-2
Scoring 0-19 Pts	0-1
Allowing 30+ Pts	4-4
Allowing 20-29 Pts	1-0
Allowing 0-19 Pts	1-0
Outrushing Opp.	5-1
Getting Outrushed	3-3
Pass for More Yds	5-3
Pass for Fewer Yds	3-1
Outgaining Opp.	5-2
Getting Outgained	3-1
Win Time of Poss.	3-1
Lose Time of Poss.	5-3
Fewer Penalty Yds	3-1
More Penalty Yds	5-3
Win Turnover Battle	5-0
Lose Turnover Battle	3-3

## 2016 TURNOVER BREAKDOWN

Opponent	MT TDs	Opp. Pts.	Opp. TDs	MT Pts.	Margin
Alabama A&M	2	0	1	0	-1
Vanderbilt	2	10	1	0	-1
Bowling Green	2	14	4	20	+2
LA Tech	0	0	1	0	+1
North Texas	1	0	0	0	-1
WKU	1	0	1	0	0
Missouri	0	0	2	10	+2
FIU	0	0	3	14	+3
UTSA	4	7	2	0	-2
Marshall	4	21	0	0	-4
Charlotte	2	8	0	0	-2
FAU	0	0	4	14	+4
Hawaii					
<b>Total</b>	<b>18</b>	<b>60</b>	<b>19</b>	<b>58</b>	<b>+1</b>

for 3,074 yards. James also owns 19 career touchdown grabs to rank fourth all-time and just four shy of the record.

### ROOKER HAVING STRONG FIRST YEAR

► Junior Canon Rooker, who took over placekicking duties this year for the first time in his career, has enjoyed a steady campaign. Rooker ranks 33rd nationally in field goals made per game at 1.33, 27th in scoring, and is 22nd nationally in field goal made percentage at .842. He enters the bowl game having hit 13 of his last 14 three-pointers and has scored 107 points which is a new school record for a kicker at MT. For the year, Rooker has hit 16 field goals which ranks as the fourth most in school history and the all-time record is 18.

### MATHERS TOPS 1,000, SETS RUSHING RECORD

► Senior I'Tavius Mathers, who became just the 10th player in Blue Raider history to reach 1,000 yards and the first running back since 2002, broke the single-season rushing record in the regular season finale against FAU. Mathers enters the bowl game with 1,504 yards to better the previous mark of 1,439 yards set by Vince Hall in 1984. Middle Tennessee has now registered 16 1,000-yard seasons in its history by 10 different players.

### MATHERS IN GOOD COMPANY

► With 1,504 rushing yards and 589 receiving yards, I'Tavius Mathers is just the seventh player in NCAA history to reach the 1,500-500 mark in a single-season. He is the first to do it since Christian McCaffrey of Stanford in 2015.

### RECORD DAY FOR JAMES

► Record-setting receiver Richie James continues to put up impressive numbers and against WKU earlier this season was perhaps his best. James broke his own school record with 16 receptions to go with 223 receiving yards and two touchdowns. The 223 yards went down as the second most in school history and makes him just the second player all-time to top the 200-yard mark. James had 14 catches at Vanderbilt earlier this season to set the school record before bettering that mark against WKU.

### 400-200-100

► For the first time in school history, MT had a 400-yard passer, a 200-yard receiver and a 100-yard rusher in the same game. Against WKU, QB Brent Stockstill threw for 434 yards, receiver Richie James had 223 yards receiving and I'Tavius Mathers added 143 rushing yards.

## MIDDLE TENNESSEE'S BLOCKED KICKS IN FBS ERA

Totals: 57 in 216 games (26 FGs, 20 punts, 11 PATs)  
Totals under Stockstill: 37 in 137 games (19 FGs, 14 punts, 4 PATs)

**2000 (1 punt, 0 PAT, 0 FG)**  
Louisiana Tech - Punt (Michael Woods) hW

**2001 (1 punt, 1 PAT, 1 FG)**  
ULM - PAT (Kareem Bland) aW  
ASU - Punt (Chris Johnson) hW  
Connecticut - FG (Kareem Bland) hW

**2002 (2 punt, 2 PAT, 1 FG)**  
Tennessee - FG (Jerry Vanderpool) aL  
ULM - Punt (Joey Montalbano) hW  
North Texas - Punt (Thomas Johnson) hL  
North Texas - PAT (Kareem Bland) hL  
North Texas - PAT (Kareem Bland) hL

**2003 (0 punt, 3 PAT, 0 FG)**  
Clemson - PAT (Pierre Ingram) aL  
Missouri - PAT (Pierre Ingram) aL  
Troy - PAT (Thomas Johnson) hW

**2004 (0 punt, 1 PAT, 3 FG)**  
Akron - FG (Jerry Vanderpool) aW  
FAU - FG (Sean Mosley) hL  
Louisiana - FG (Pierre Ingram) aL  
Troy - PAT (Roy Polite) aL

**2005 (2 punt, 0 PAT, 2 FG)**  
North Texas - FG (Jeff Littlejohn) hL  
Vanderbilt - FG (Jeremiah Weaver) aW  
ASU - Punt (Sean Mosley) hW  
Troy - Punt (Sean Mosley) aW

**2006 (0 punt, 0 PAT, 1 FG)**  
Troy - FG (Justin Rainey) hL

**2007 (2 punt, 0 PAT, 0 FG)**  
FAU - Punt (Jeremy Kellem) aL  
North Texas - Punt (Michael Cannon) aW

**2008 (1 punt, 1 PAT, 1 FG)**  
UK - FG (Alex Suber) aL  
ULM - Punt (Jeremy Kellem) hW  
ULM - PAT (Emmanuel Perez) hW

**2009 (3 punt, 0 PAT, 5 FG)**  
Maryland - FG (Chris McCoy) aW  
North Texas - FG (Rod Issac) aW  
FAU - Punt (SaCoby Carter) aW  
FAU - FG (Marcus Udell) aW  
FAU - Punt (Jeremy Kellem) aW  
FIU - Punt (Jeremy Kellem) hW  
FIU - FG (Dwight Smith) hW  
ASU - FG (Brandon Perry) hW

**2010 (0 punt, 2 PAT, 4 FG)**  
Louisiana - FG (Derrek Upshaw) aW  
Troy - FG (Jamari Lattimore) hL  
ASU - PAT (Dwight Smith) aL  
WKU - PAT (Jamari Lattimore) aW  
WKU - FG (Jarrett Crittenton) aW  
Miami, OH - FG (Derek Upshaw) nL

**2011 (3 punt, 0 PAT, 2 FG)**  
Troy - Punt (Reginald Farmer) aL  
WKU - FG (Darin Davis) hL  
WKU - FG (Shubert Bastien) hL  
FAU - Punt (Terrence Coleman) aW  
ASU - Punt (Leighton Gasque) hL

**2012 (0 punt, 0 PAT, 1 FG)**  
FIU - FG (Stephen Roberts) aW

**2013 (2 punts, 0 PAT, 0 FG)**  
FAU - Punt (Kenneth Gilstrap) aW  
Marshall - Punt (Chris Brown) hW

**2014 (2 punts, 1 PAT, 2 FG)**  
Savannah State - FG (Raynard Felton) hW  
Minnesota - Punt (Chase Pennycoff) aL  
WKU - FG (Shubert Bastien) hW  
USM - PAT (Kevin Byard) hW  
UTEP - Punt (Chris Perkins) aL

**2015 (0 punts, 0 PAT, 2 FG)**  
Jackson State - FG (Jeremy Cutrer) hW  
Marshall - FG (Jeremy Cutrer) hW

**2016 (1 punts, 0 PAT, 1 FG)**  
Vanderbilt - Punt (Azar Wilson) aL  
Charlotte - FG (DJ Sanders) aW



## TOP CROWDS AT FLOYD

1.	30,502	Georgia Tech	9/10/11	L	49-21
2.	28,105	Memphis	9/12/09	W	31-14
3.	28,010	Troy	10/5/10	L	42-13
4.	27,568	Tennessee State	9/5/98	W	28-27
5.	27,519	SE Missouri	9/28/02	L	24-14
6.	25,908	Minnesota	9/2/10	L	24-17
7.	25,766	Florida Atlantic	9/30/08	W	14-13
8.	25,411	Vanderbilt	10/3/15	L	17-13
9.	24,911	WKU	9/13/14	W	50-47
10.	23,992	Memphis	9/14/13	W	17-15
11.	23,882	Mississippi State	10/17/09	L	6-27

## JAMES GOES BACK-TO-BACK

► With a 127-yard effort at FIU, sophomore receiver Richie James went over the 1,000-yard mark for the second consecutive season. It marks just the second time in school history a player has registered back-to-back 1,000-yard seasons as Kerry Wright did it in 2003 and 2004. James had a school record 1,346 yards in 2015 and broke his own mark in 2016 with 1,463 yards.

## BIG DAY FOR STOCKSTILL

► QB Brent Stockstill turned in an impressive performance against WKU earlier this year. The sophomore completed a school record 42 passes for 434 yards and three touchdowns. The 434 yards went down as a career-high and the third most ever recorded in a single game at MT. Stockstill is now just one of five players to have 400 or more yards in a game for the Blue Raiders.

## BIG COMEBACK

► Middle Tennessee's win earlier this season over Louisiana Tech went down as the largest comeback victory under 11th year Head Coach Rick Stockstill. The Blue Raiders were down 27-7 in the third quarter and successfully overcame the 20-point deficit. The largest comeback under Stockstill previous to the LA Tech game was 17 points against Memphis in 2011 and FIU in 2012.

## MATHERS, JAMES JOIN 100-100 LIST

► Senior l'Tavius Mathers, playing his first and final season for MT after transferring from Ole Miss, became just the second player in school history to total at least 100 yards rushing and 100 yards receiving in the same game, then Richie James became No. 3 in the final regular season game against FAU. Mathers finished with 157 yards on the ground and 103 in receiving against Bowling Green, while James added 207 rushing and 120 receiving in the win over FAU. Don Calloway was the first player at MT to accomplish the feat (2000 vs ULL).

## DEPLETED RECEIVER CORPS

► The 2016 season is seven games old but the Blue Raiders' depth at receiver has been severely tested. In preseason camp, MT lost preseason starters Shane Tucker and Jockey Bruce, along with

backup and integral pass catcher Terry Pettis (3rd leading receiver). In the season opener, the Blue Raiders lost starter Demetrius Frazier in the first quarter. To fill-in gaps, MT moved RB Desmond Anderson to receiver late in fall camp and week before opener brought freshman Tyshawn Brown from safety to receiver.

## PROGRAM STABILITY

► Since 1978, Middle Tennessee can boast one of the more stable football programs in the country. Since that time, the Blue Raiders have had just three head coaches to rank tied for second nationally. During that time, Florida State has had just two head coaches with the Blue Raiders, Virginia Tech and Penn State close behind with three. Here is a look at the Top 5:

1. Florida State	2 Head Coaches
2. Middle Tennessee	3 Head Coaches
Virginia Tech	3 Head Coaches
Penn State	3 Head Coaches
5. Air Force	4 Head Coaches
Fresno State	4 Head Coaches

## GRADUATES

► Middle Tennessee played the 2016 season with 10 student-athletes owning a degree which is tied for 8th most in the country. The student-athletes with a degree are Dennis Andrews, Chris Brown, Deontay Evans, Raynard Felton, Demetrius Frazier, Chris Hale, l'Tavius Mathers, Terry Pettis, Hunter Rogers, and Maurice Shakir. The team added 7 more on Dec. 10 and will play the bowl game with 17 total.

1. Virginia	15
2. Pittsburgh	13
3. Georgia Southern	11
Illinois	11
Northwestern	11
Temple	11
West Virginia	11
8. Middle Tennessee	10
Iowa State	10

## FATHER-SON

► The father-son combination in college football is rare, especially when its the head coach and starting quarterback. With Rick Stockstill and Brent Stockstill, the Blue Raiders are one of just seven programs nationally where the head coach is coaching his son. Following is a list:

School	Head Coach	Player
UL-Lafayette	Mark Hudspeth	Gunner Hudspeth
Iowa	Kirk Ferentz	Steve Ferentz
Utah	Kyle Whittingham	Alex Whittingham
Middle Tenn.	Rick Stockstill	Brent Stockstill
Old Dominion	Bobby Wilder	Derek Wilder
Colorado	Mike Macintyre	Jay Macintyre
Tennessee	Butch Jones	Alex Jones



## RECORD BY DECADE

Decade	Overall	Conference	Bowls
2010-	45-42	34-22	3
2000-09	58-60	38-25	2
1990-99	68-46	47-20	*4
1980-89	74-40	46-24	*3
1970-79	40-65-4	26-39-2	0
1960-69	59-42-1	43-25	2
1950-59	75-24-6	31-8-2	2

\*1-AA Playoff Appearances

## 2016 WARRIOR AWARDS

Game	Offense	Defense	Specialist
AAM	Stockstill	McBride	Rooker
VU	Stephens	Sanders	Manciel
BG	Mathers	Felton	Bonadies
LT	Stockstill	Rhodes	C. Brown
NT	Brewer	Cutrer	Rooker
WKU	Stockstill	Melton	Sanders
MIZZ	Mathers	Dale	Rhodes
FIU	Shakir	Sanders	Felton
UTSA	Rogers	Ward	Linder
MU	James	Randolph	Render
UC	Lee	Huff	Sanders
FAU	Chester	Cutrer	Cardwell

## 200-YARD RUSHING GAMES

Under Stockstill

■ vs FAU (11/26/16)	495
■ vs FIU (11/7/09)	385
■ vs Austin Peay (9/11/10)	353
■ vs WKU (9/13/14)	323
■ vs Missouri (10/22/16)	311
■ vs FAU (11/22/14)	310
■ vs Marshall (10/24/13)	308
■ vs UTEP (11/30/13)	304
■ vs FAU (9/8/12)	302
■ vs FAU (9/21/13)	296
■ vs FAU (11/27/10)	287
■ vs UL (11/14/09)	287
■ vs Charlotte (9/19/15)	280
■ vs ODU (9/26/14)	280
■ vs FAU (11/4/06)	271
■ vs WCU (8/29/13)	270
■ vs Louisville (9/6/07)	265
■ vs GT (9/29/12)	264
■ vs Memphis (10/13/07)	260
■ vs UTEP (11/29/14)	259
■ vs UAB (11/2/13)	259
■ vs FIU (10/13/12)	256
■ vs FIU (11/9/13)	249
■ vs AAMU (9/3/16)	246
■ vs Southern Miss (11/23/13)	246
■ vs ULM (10/23/10)	244
■ vs Southern Miss (12/20/09)	243
■ vs Jackson State (9/5/15)	242
■ vs Southern Miss (10/4/14)	239
■ vs FAU (10/31/09)	239
■ vs North Texas (11/22/08)	237
■ vs ASU (11/2/10)	236
■ vs UAB (10/18/14)	229
■ vs WKU (10/24/09)	229
■ vs Savannah State (8/30/14)	228
■ vs WKU (11/1/12)	224
■ vs Charlotte (11/19/16)	221
■ vs UL (9/25/10)	217
■ vs ULM (10/21/06)	215
■ vs USA (11/17/12)	212
■ vs North Texas (9/30/06)	212
■ vs ASU (11/1/06)	211
■ vs Miami, OH (1/6/11)	208
■ vs WKU (10/6/11)	206
■ vs ASU (10/20/07)	205
■ vs Marshall (11/7/2015)	201
■ vs FIU (10/17/15)	200
■ vs Memphis (10/1/11)	200

## 2016 MISCELLANEOUS INFO

Opponent	Captain	Captain	Captain	Coin Toss	Kickoff/Receive	First Poss.	Game Length	Jersey	Pants	Helmet	Result
AAMU	Stephens	Felton	Frazier	Won	Receive	TD	3:03	Blue	White	White	W, 55-0
VU	Mathers	Rhodes	Eads	Lost	Receive	Fumble	3:47	Blue	Grey	Silver	L, 47-24
BG	Chester	Dale	Sanders	Lost	Kickoff	Punt	3:22	White	Blue	White	W, 41-21
LA Tech	Shakir	Huff	Bonadies	Lost	Receive	Punt	3:32	Black	Black	Black	W, 38-34
UNT	Brewer	Harris	Randolph	Won	Kickoff	Punt	3:20	White	Black	Black	W, 30-13
WKU	Stockstill	Hale	Rooker	Lost	Kickoff	FG	3:25	Blue	Blue	Chrome	L, 44-43
MIZZ	Stephens	McBride	James	Won	Kickoff	TD	4:00	White	Blue	Blue	W, 51-45
FIU	Chester	Felton	Rogers	Lost	Receive	TD	3:01	White	White	White	W, 42-35
UTSA	Shakir	Sanders	Eads	Won	Kickoff	Punt	3:08	Blue	Blue	Blue	L, 45-25
MU	Brewer	McBride	Linder	Won	Receive	INT	3:05	White	Grey	Silver	L, 42-17
CHA	Andrews	Hale	T. Walker	Won	Receive	TD	3:36	White	White	Blue	W, 38-31
FAU	Pettis	Melton	Frazier	Won	Receive	Punt	3:24	Black	Black	Chrome	W, 77-56
Hawaii											





## TOP OFFENSIVE GAMES UNDER STOCKSTILL

Yards	Opponent	Points
757	FAU (2016)	77
681	AAMU (2016)	55
659	Charlotte (2015)	73
654	Austin Peay (2010)	56
646	WKU (2009)	62
629	UTEP (2013)	48
605	WKU (2016)	43
605	JSU (2015)	70
595	Missouri (2016)	51
587	FIU (2009)	48
585	Marshall (2013)	51
583	Southern Miss (2014)	37
582	Troy (2011)	35
556	FIU (2013)	48
555	Louisville (2007)	42
554	Marshall (2015)	27
553	LA Tech (2016)	38
541	WKU (2014)	50
539	ODU (2014)	41
523	FIU (2012)	34
519	SSU (2014)	61
510	Georgia Tech (2012)	49
506	Louisiana (2009)	34

## 2016 NCAA RANKINGS

Category	Rank	Stat
Total Offense	9	515.7
Rushing Offense	46	198.7
Passing Offense	12	317.0
Team Passing Effic.	34	144.17
Scoring Offense	16	40.1
Total Defense	92	445.3
Rushing Defense	83	198.2
Passing Yards Allowed	89	247.1
Passing Effic. Defense	36	121.32
Scoring Defense	101	34.4
Turnover Margin	57	0.08
3rd Down Conv. Pct	26	0.451
4th Down Conv. Pct	123	0.273
3rd Down Conv. % Def.	44	0.376
4th Down Conv. % Def.	106	0.822
Red Zone Offense	4	0.944
Red Zone Defense	36	0.790
Net Punting	88	36.30
Punt Returns	65	7.85
Kickoff Returns	97	19.00
First Downs Offense	22	294
First Downs Defense	122	301
Fewest Penalties/G	55	5.75
Fewest Penalty Yds/G	62	53.33
Time of Possession	89	28:31

Individual	Rank	Stat
Stockstill, Comp. Pct.	21	.639
Stockstill, Comp./G	5	25.8
Stockstill, Passing TDs	15	27
Stockstill, Passing Yds	40	2,801
Stockstill, Pass. Yds/G	7	311.2
Stockstill, Total Offense	9	337.0
Stockstill, Points Res.	34	162
James, Rec./Game	6	8.1
James, Rec. Yards	6	1,463
James, Rec. Yards/G	6	121.9
James, All-Purpose	10	160.8
James, Receiving TDs	16	11
Mathers, All-Purpose	6	174.4
Mathers, Yards/Carry	15	6.8
Mathers, Rush. TDs	9	16
Mathers, Rushing Yds	10	1,504
Mathers, Rush. Yds/G	11	125.3
Mathers, Scoring	15	9.5
Mathers, Total Points	17	114
Mathers, Total TDs	9	19
Rooker, FG/G	33	1.33
Rooker, Total Points	33	107

## FATHER-SON II

► Even more rare is to have two coaches on the same staff coaching their sons. Middle Tennessee and Utah are the only programs in the country who have two coaches with sons on the team. The Blue Raiders have HC Rick Stockstill and QB Brent Stockstill, along with DC Tyrone Nix and DT Ty Nix. At Utah HC Kyle Willingham has three of his sons on the team while CB coach Sharrieff Shah has his son Sharrieff Shah Jr. on the team.

## JAMES, STOCKSTILL EARN ALL-AMERICAN HONORS

► Receiver Richie James and quarterback Brent Stockstill both came away with Freshman All-American honors in 2015. James earned First Team recognition from FWAA, USA Today and Athlon Sports, while Stockstill was a second team pick by Athlon Sports. James and Stockstill became the fourth and fifth freshman all-americans in school history and the third and fourth under Rick Stockstill.

## RARE AIR

► For the first time in school history, Middle Tennessee completed a season with a 4,000-yard passer and two 1,000-yard receivers. The Blue Raiders were one of just four teams to accomplish that feat nationally in 2015 (Bowling Green, Tulsa, Washington State).

## STOCKSTILL SETS FRESHMAN PASSING MARK

► With 322 passing yards against North Texas in 2015, quarterback Brent Stockstill set a new Conference USA freshman record. Stockstill, who finished with 4,005 yards on the season, broke the previous mark of 3,128 yards set by former Southern Miss and Browns QB Austin Davis in 2008.

## RECORD BREAKING YEAR FOR JAMES

► Wide receiver Richie James turned in one of the most impressive seasons in school history for a pass catcher in 2015. James set single-season records in receptions (108), receiving yards (1,346), and receptions per game (8.3) and is already about to pop into many career top ten lists. His 108 grabs last year ranked 4th all-time for a single-season in C-USA history and was third most nationally.

## STOCKSTILL SHATTERS SEASON RECORDS

► QB Brent Stockstill enjoyed a record breaking freshman season in 2015. Here is a look at where he finished in numerous single-season categories:

Stat	Number	Rank
Passing Yards	4,005	1st
Passing Attempts	490	1st
Passing Completions	327	1st
Passing Touchdowns	30	1st
Passing Yds/Game	308.1	1st
Most 300-Yd Games	8	1st
Completions/Game	25.2	1st

## 2016 WATCH LIST MEMBERS

**Rimington Watch List:** Daniel Stephens  
**Biletnikoff Watch List:** Richie James  
**Maxwell Watch List:** Brent Stockstill & Richie James  
**Davey O'Brien Watch List:** Brent Stockstill  
**Jim Thorpe Award Watch List:** Jeremy Cutrer  
**Manning Award Watch List:** Brent Stockstill  
**Senior Bowl Watch List:** Jeremy Cutrer  
**Ray Guy Award Watch List:** Matt Bonadies  
**Doak Walker Award Watch List:** I'Tavius Mathers

## STOCKSTILL BREAKS CAREER RECORD

► QB Brent Stockstill, who set nearly ever freshman passing record in 2015, set the career mark for 300-yard passing games with his 327-yard effort against Western Michigan. Stockstill broke the previous mark of seven set by Wes Counts from 1998 to 2001. Stockstill had his school record streak of four straight 300-yard passing games come to an end at UTSA. The lefty now has 13 for his career.

## STOCKSTILL BREAKS NATIONAL MARK

► Quarterback Brent Stockstill set a new single-season NCAA freshman passing completions mark after connecting on 26 passes against Western Michigan. Stockstill ended the season with 327 completions to break the previous record of 321 set by Kentucky's Jared Lorenzen in 2000.

## MR. SENIORITY

► Middle Tennessee Head Coach Rick Stockstill is in his 11th season at the helm of the Blue Raiders. His 11 seasons make him the longest tenured head coach in Conference USA while ranking 7th nationally.

1. Bob Stoops, OU	18th season
Kirk Ferentz, Iowa	18th season
3. Gary Patterson TCU	16th season
4. Kyle Whittingham, Utah	12th season
Frank Solich, Ohio	12th season
Mike Gundy, OSU	12th season
7. <b>Rick Stockstill, MT</b>	<b>11th season</b>
Pat Fitzgerald, Northwestern	11th season

## IMPORTANCE OF WINNING TURNOVER BATTLE

► Winning the turnover battle is critical in collecting victories in football. Under Rick Stockstill, MT has a mark of **48-13** when winning the turnover battle and is **40-5** during bowl eligible years (2006, 2009, 2010, 2012, 2013, 2014, 2015, 2016). Over the last **61** games (since 2012), MT is **23-2** when winning the turnover battle.

## 90-YARD DRIVES

► The Blue Raiders have put together 23 scoring drives of 90 or more yards under Rick Stockstill. MT has four this year, one last year, and two in 2014. The longest drive under Stockstill was a 99 yarder in a 2007 win at Louisiana-Monroe.

## COMEBACKS UNDER STOCKSTILL

Last win after trailing after 1st Quarter  
 10/22/16 vs Missouri .....trailed 14-13 ..... Won, 51-45  
 Last win after trailing after 1st Half  
 9/24/16 vs LA Tech.....trailed 20-7 ..... Won, 38-34  
 Last win after trailing after 3rd Quarter  
 9/24/16 vs LA Tech.....trailed 27-17 ..... Won, 38-34  
 Biggest Comeback Win  
 20 Points .....LA Tech (2016); trailed 27-7 in 3Q ..... W, 38-34

Most Points in a Quarter: 42 vs Charlotte in 2015 (1Q)  
 Most Points in 1st Half: 49 vs Charlotte in 2015  
 Most Points in 2nd Half: 41 vs Tennessee Tech in 2006  
 Most Points in Game: 77 vs FAU, 2016; 73 vs Charlotte, 2015; 70 vs JSU, 2015



## DEFENSIVE SCORES UNDER STOCKSTILL

► Under Rick Stockstill, the Blue Raider defense has scored 25 defensive touchdowns and 20 have come since 2009. Of the 25 scores, 17 have been interceptions and eight have come by way of fumble returns. In 2013, MT had six defensive scores, just one in 2014 and four last year.

## LOOKING FOR 100

► During its history, Middle Tennessee owns an impressive 166-55-1 (.750) record when a back gains 100 or more yards rushing. Under Rick Stockstill, a Blue Raider has reached the 100-yard mark 52 times and the team has a 44-8 mark in those games.

## 30 IS MAGIC

► Under Rick Stockstill, the Blue Raiders are 56-5 when scoring 30 points or more. The five losses came at Louisville in 2007 when the Raiders fell, 58-42, at Troy in 2011, 38-35, at home against WKU in 2011, 36-33 (2OT), against Western Michigan in the Popeyes Bahamas Bowl in 2015 (45-31), and at home against WKU in 2016.

## OVERTIME GAMES

► Middle Tennessee has competed in nine overtime games as an FBS member (since 1999) and carries a mark of 5-4. Here is a list of the overtime games:

### Overtime

2016: WKU 44, MT 43 (10/15) (2OT)  
 2015: MT 27, Marshall 24 (11/7) (3OT)  
 2014: MT 50, WKU 47 (9/13) (3OT)  
 2013: MT 42, FAU 35 (9/21) (OT)  
 2011: WKU 36, MT 33 (10/6) (2 OT)  
 2003: UL-Lafayette 57, MT 51 (11/15) (4 OT)  
 2003: MT 28, Idaho 21 (10/18) (OT)  
 2003: Missouri 41, MT 40 (9/20) (OT)  
 2000: MT 41, UL-Lafayette 38 (11/18) (2 OT)

## 200-YARD RUSHING GAMES

► Under Rick Stockstill, the Blue Raiders have rushed for 200 or more

yards 48 times and 40 have come since 2009. A complete list can be found on page 5.

## 1-POINT GAMES

► Head Coach Rick Stockstill seems to have a little magic going in tight games. Under his direction, the Blue Raiders are an impressive 6-2 in games decided by one point.

2006 MT 7, FIU 6  
 2006 Troy 21, MT 20  
 2008 MT 14, FAU 13  
 2009 MT 32, Maryland 31  
 2010 MT 27, WKU 26  
 2010 MT 28, FIU 27  
 2014 MT 35, FAU 34  
 2016 WKU 44, MT 43 (2OT)

## OFFENSIVE NOTES

► The Blue Raiders have set single-season records in total yards, points scored, passing yards per game, and touchdown passes.

► MT set single-game records in total offense and points scored against FAU in 2016 with 757 yards and 77 points. The team also rushed for a C-USA record 495 yards which went down as the second most in MT history.

► Also against FAU, MT had two 200-yard rushers in I'Tavius Mathers (213) and Richie James (207) for the first time in school history. In fact, they became just the 6th team in NCAA FBS history to accomplish the feat.

► The Blue Raiders rank 4th nationally in red zone offense at 94.4 percent (51-54). Of the 51 scores, 41 have been touchdowns which is an impressive 80 percent.

► 20 different players have caught passes after 11 games this season. MT had 17 different players catch at least one pass all of last season.

► MT has a 1,000-yard rusher and a 1,000-yard receiver in 2016 for the first time in school history.

► For just the 7th time in NCAA FBS history, MT has produced a player (I'Tavius Mathers) with 1,500 yards rushing and 500 yards receiving.

► The Blue Raiders rank 3rd in C-USA and rank 25th nationally in third down conversions at 45.1 percent.

► MT is averaging 317.0 passing yards per game to rank 12th nationally. That figure would easily shatter the Blue Raiders' all-time record of 311.7 set in 2015.



## UNIFORM COMBOS

Pants	Jersey	Helmet	Record
Blue	White	Silver	13-7
Blue	White	Black	1-0
Blue	White	White	2-2
Blue	Blue	Silver	4-7
Blue	Black	Black	1-0
Blue	White	Blue	1-2
Blue	Blue	Chrome	1-1
Blue	Blue	Blue	0-1
White	White	Chrome	0-2
White	White	White	4-1
White	White	Blue	1-2
White	Blue	Silver	17-17
White	Blue	Blue	0-1
White	White	Silver	4-9
White	Black	Silver	0-1
White	Blue	White	3-0
White	Black	Black	1-0
White	Blue	Chrome	0-1
Black	Black	Silver	2-2
Black	Black	Black	5-0
Black	Blue	Black	1-0
Black	White	Black	1-1
Black	Blue	Blue	1-0
Black	Grey	Black	1-0
Black	Black	Chrome	1-0
Silver	Blue	Silver	2-3
Silver	Blue	Black	1-0
Silver	White	Silver	1-2
Silver	Black	Silver	1-0
Grey	Grey	Silver	1-0
Grey	Blue	Blue	1-0
Grey	White	White	0-1
Grey	Blue	Silver	0-1
Grey	White	Silver	0-1
<b>Total</b>			<b>72-65</b>

## TEAM STATS UNDER RICK STOCKSTILL

(national ranking in parenthesis)

Category	2015	2014	2013	2012	2011	2010	2009	2008	2007	2006
Rushing Offense	145.7 (98)	213.8 (30)	199.3 (31)	176.67 (46)	146.75 (69)	180.77 (31)	186.00 (27)	106.92 (102)	134.75 (81)	131.15 (59)
Passing Offense	311.7 (15)	217.5 (74)	208.2 (85)	216.08 (77)	254.33 (37)	191.15 (83)	235.69 (42)	241.67 (39)	202.08 (82)	154.38 (106)
Total Offense	457.4 (32)	431.3 (43)	407.5 (66)	392.75 (66)	401.08 (45)	371.92 (69)	421.69 (27)	348.58 (70)	336.83 (96)	285.54 (104)
Scoring Offense	34.0 (35)	31.6 (46)	29.0 (68)	26.58 (75)	22.25 (96)	26.46 (92)	32.00 (23)	22.83 (84)	25.67 (73)	22.77 (76)
Rushing Defense	152.2 (48)	182.6 (80)	199.7 (96)	188.25 (84)	228.50 (114)	187.92 (94)	136.77 (50)	153.50 (79)	199.83 (102)	120.23 (43)
Pass Defense	253.5 (95)	269.7 (111)	203.4 (19)	252.58 (90)	211.58 (44)	199.00 (30)	218.08 (59)	212.83 (66)	215.33 (40)	204.31 (63)
Total Defense	405.6 (94)	452.3 (105)	403.1 (63)	440.83 (92)	441.08 (103)	386.92 (72)	354.85 (50)	366.33 (66)	415.17 (80)	324.54 (47)
Scoring Defense	26.6 (70)	31.5 (94)	26.2 (60)	28.00 (62)	36.75 (110)	28.08 (69)	23.69 (49)	24.92 (62)	28.25 (65)	23.23 (63)
Net Punting	32.15 (124)	35.8 (94)	34.9 (102)	35.31 (94)	35.82 (78)	36.54 (55)	33.46 (101)	32.22 (104)	36.17 (44)	35.14 (56)
Punt Returns	4.67 (110)	12.9 (11)	6.8 (84)	3.00 (114)	10.74 (32)	6.44 (84)	6.46 (89)	6.23 (100)	7.21 (86)	8.35 (66)
Kickoff Returns	21.52 (54)	22.4 (33)	21.6 (61)	25.66 (8)	19.30 (107)	25.11 (14)	19.63 (99)	19.27 (104)	20.57 (80)	23.07 (18)
Turnover Margin	-0.31 (92)	-0.33 (92)	+0.90 (12)	+0.83 (19)	-0.67 (100)	-1.46 (120)	+0.92 (8)	+0.25 (43)	+0.92 (12)	+0.46 (30)
Fumbles Recovered	8 (66)	7 (88)	18 (1)	16 (75)	16 (71)	8 (76)	14 (71)	12 (79)	12 (76)	13 (72)
Passes Intercepted	17 (14)	13 (38)	15 (36)	12 (75)	4 (71)	11 (76)	19 (112)	11 (76)	18 (72)	14 (74)
Fumbles Lost	19 (127)	11 (79)	13 (12)	10 (75)	13 (78)	14 (71)	6 (78)	9 (73)	10 (74)	10 (74)
Passes Had Intercepted	10 (41)	13 (73)	15 (93)	8 (72)	15 (72)	24 (119)	15 (78)	11 (74)	9 (74)	11 (73)
Turnovers Gained	25 (24)	20 (65)	33 (5)	28 (72)	20 (77)	19 (77)	33 (8)	23 (75)	30 (76)	27 (72)
Turnovers Lost	29 (121)	24 (84)	21 (57)	18 (78)	28 (104)	38 (120)	21 (74)	20 (73)	19 (22)	21 (73)
Passing Efficiency	151.03 (24)	138.0 (46)	121.96 (85)	137.12 (53)	116.79 (96)	108.49 (106)	125.67 (72)	129.67 (47)	136.40 (27)	114.12 (84)
Pass Efficiency Defense	125.24 (62)	139.9 (103)	125.94 (60)	147.50 (103)	143.65 (97)	123.49 (50)	112.29 (24)	127.32 (63)	122.63 (53)	125.92 (64)
Fewest Penalties / Game	4.77 (15)	6.5 (88)	4.15 (14)	5.67 (73)	4.83 (74)	6.15 (71)	6.23 (76)	5.67 (75)	6.50 (78)	5.54 (74)
Fewest Yards Penalized	42.31 (21)	57.5 (83)	42.69 (43)	45.75 (41)	42.58 (40)	55.85 (79)	57.31 (80)	50.58 (65)	55.92 (72)	42.46 (32)
Sacks	1.77 (88)	2.08 (66)	2.07 (59)	1.17 (109)	1.58 (78)	2.62 (17)	2.92 (6)	2.08 (50)	2.42 (36)	2.77 (20)
Tackles for Loss	5.5 (83)	4.8 (106)	5.15 (99)	4.50 (101)	6.08 (48)	7.38 (10)	8.62 (2)	7.17 (14)	6.50 (53)	8.08 (3)
Sacks Allowed	1.31 (22)	2.17 (76)	1.20 (77)	.58 (2)	.67 (2)	1.77 (72)	1.46 (37)	1.25 (20)	2.08 (62)	2.15 (69)
3rd-Down Conv. Pct.	42.1 (42)	44.4 (32)	46.35 (25)	42.86 (72)	40.10 (69)	37.69 (76)	35.41 (92)	40.44 (75)	33.70 (102)	40.00 (74)
4th-Down Conv. Pct.	58.3 (38)	56.3 (41)	37.50 (103)	66.67 (16)	33.33 (112)	58.33 (73)	38.10 (79)	43.48 (73)	62.50 (71)	46.20 (78)
3rd-Down Defense	37.3 (59)	44.1 (106)	47.82 (119)	50.58 (117)	48.97 (109)	38.16 (47)	35.71 (31)	41.48 (77)	42.00 (80)	36.50 (48)
Time of Possession	29:54 (66)	28:46 (92)	28:12 (103)	28:27 (93)	25:51 (118)	25:12 (120)	27:30 (110)	28:59 (90)	30:14 (51)	32:11 (9)
First Downs	302 (31)	21.16 (76)	21.84 (97)	20.17 (77)	21.67 (35)	18.62 (77)	19.38 (76)	18.67 (66)	17.33	15.84
Red Zone Offense	.83 (66)	.83 (63)	.77 (99)	.82 (75)	.68 (115)	.79 (78)	.81 (76)	.76 (72)	.75	.92



- ▶ The 35 first downs by MT vs AAMU went down as the third most ever registered in a single game.
- ▶ The six passing touchdowns in win over AAMU equaled the school record set vs Idaho in 2001.
- ▶ MT completed a school record 42 passes against WKU on Oct. 15, 2016.
- ▶ MT scored five touchdowns against Charlotte in 2015 in a total of 97 seconds.
- ▶ Over the last 20 home games, MT is averaging 43.8 points a contest (875).
- ▶ In four years of C-USA action, MT has rushed for 6,807 yards in 32 league games. That averages out to 212.7 yards a game.
- ▶ In rushing, MT ranked 31st nationally in 2013, moved to 30th in 2014, before falling to 98th in 2015. Team is 46th this season.
- ▶ MT ranked 35th nationally in scoring in 2015 at 34.0 points per game. In Stockstill's first year (2006), that figure would have ranked 15th nationally. The Blue Raiders are currently **16th** nationally at **40.1** per game.
- ▶ MT has registered over 5,000 yards of total offense in a season seven times in its history and five of those have come under Rick Stockstill.
- ▶ Middle Tennessee averaged **515.7** yards per game of total offense in 2016 which is currently a new school record. The previous all-time mark was 481.4 yards set by the 2001 team that finished 8-3.
- ▶ The Blue Raiders have scored a school record 62 touchdowns in 2016 to better the previous mark of 58 touchdowns set in 2015.

## DEFENSIVE NOTES

- ▶ MT's four interceptions against FAU in 2016 equaled the third most in a game and the most since 2010 against Arkansas State.
- ▶ MT held North Texas to just 5 total rushing yards earlier this season which equaled the fourth fewest ever allowed in a single game by the Blue Raiders.
- ▶ The Blue Raiders have two shutouts under Tyrone Nix with the most recent being the 2016 season opener. The other came in 2013 against FIU.
- ▶ The Blue Raiders had a season-high 11 pass breakups against Charlotte.
- ▶ MT allowed just 146 total yards of offense in the 2016 season opener vs AAMU which went down as the fewest in a game since giving up 138 yards against Arkansas State in 2007 - span of 105 games.
- ▶ In 2015, the Blue Raiders ranked 8th nationally in defensive scores (4), 14th in interceptions (17) and 24th in turnovers gained (25).
- ▶ The unit ranked 4th nationally in red zone defense at .694 in 2015 and are 36th this season (.790).
- ▶ Overall, the Blue Raiders have 65 interceptions over their last 55 games. Middle Tennessee tied for 14th nationally in 2015 with 17.
- ▶ MT forced 28 turnovers in 2012, 33 in 2013 and 20 in 2014. The Raiders had 25 in 2015 but only 19 in 2016.

## SPECIAL TEAMS NOTES

- ▶ PK Canon Rooker has hit 13 of his last 14 FGs and 16 total to rank as fourth most in a single-season.
- ▶ PK Canon Rooker's 107 points scored is the most ever in a single-season by a kicker at MT.
- ▶ CB Jeremy Cutrer owns two career blocked kicks with both coming in 2015 (vs Jackson State and vs Marshall).
- ▶ DL Azar Wilson recorded his first blocked kick when he re-

jected a punt against Vanderbilt in 2016 and LB DJ Sanders had his first block when he picked one up on a FG try by Charlotte.

- ▶ Under Rick Stockstill, the Blue Raiders have blocked 37 kicks in 137 games (19 FGs, 14 punts, 4 PATs).
- ▶ Middle Tennessee had a streak of 213 consecutive made PATs come to an end following the last score at Bowling Green earlier this season. That streak was the third longest active streak in the country.

## RAIDER ROUNDUP

- ▶ The top scoring quarter in the Rick Stockstill era is the second quarter. Here is a combined total for each quarter: 1st - 990 points; 2nd - 1,130 points; 3rd - 745 points; 4th - 982 points, and 56 in overtime.
- ▶ Under Rick Stockstill, the Blue Raiders have scored on their opening possession 47 times in 137 games (33 TDs) while the opposition has scored 44 times on its first possession of the game.
- ▶ When both teams are held under 20 points, the Blue Raiders are 3-1 under Rick Stockstill.
- ▶ As a FBS (I-A) member (216 games), the Blue Raiders have scored 50 or more points 20 times.
- ▶ The Blue Raiders are 80-14 in the FBS era when leading at the half and are 87-10 when leading a game entering the 4th quarter during that time.
- ▶ When trailing at the half, the Blue Raiders are just 19-87 in the FBS (I-A) era.
- ▶ The Blue Raiders have scored in 240 of their last 246 games and broke a string of scoring in 55 straight when they were shutout at Tennessee in 2011. MT, which has a current streak of 48 games, has been shutout five other times during the FBS era. The Blue Raiders were shutout 10-0 on the road against UL-Monroe in 1999, 55-0 in 2000 at Florida, 59-0 at Oklahoma in 2006, a 44-0 setback at LSU in 2007, and 45-0 at Arkansas State in 2012. MT has scored in 111 straight home games (last shutout was 9/23/1995 vs Murray State).
- ▶ Largest Margin of Victory in the I-A era: 59 points vs Charlotte 9/19/15 (73-14) ... Largest Margin of Defeat in the I-A era: 59 points vs Oklahoma 9/23/06 (59-0).

## RAIDERS IN THE NFL

- ▶ MT currently has six players on NFL rosters. Erik Walden (Colts), Benny Cunningham (Rams), Kevin Byard (Titans), Cavellis Luckett (Ravens), Sammy Seamster (Dallas Cowboys), Jimmy Staten (Chicago Bears).

## ACADEMICS A TOP PRIORITY AT MT

- ▶ Academic success at MT has been a high priority for 11th year coach Rick Stockstill. Under his reign, the Blue Raiders have seen 165 of 172 (96%) student-athletes earn their degree entering the 2016 season. MT, who also owns an impressive APR score of 992 to rank 7th nationally for 2013-14, has been publicly recognized by the NCAA for APR success twice in the last six years. Also under Stockstill, the Blue Raiders have taken home six Academic All-District honors and produced an Academic All-American.

# PLAYER NOTES

## BRENT STOCKSTILL

- ▶ Was on the Maxwell, Davey O'Brien and Manning Award Watch Lists in 2016.
- ▶ Named the TSWA Player of the Week on Sept. 7, 2016 and the C-USA Player of the Week on Oct. 31.

- ▶ Has 57 career TD passes to own the Blue Raider all-time mark. He became the all-time leader in just 22 games played.
- ▶ Has five career games with four or more touchdown passes, including three in 2016.
- ▶ With 6,847 career passing yards, the sophomore is currently 25th nationally among active career leaders in the NCAA. He is also 5th in passing yards per game at 297.7.
- ▶ Had a career-high 434 passing yards against WKU which ranked as the third most in school history for a single-game. Also against the Hilltoppers he set the school record for completions (42).
- ▶ Set a new school record when he connected on his first 22 passes in the win over AAMU. Stockstill broke the previous mark of 19 consecutive completed passes by Logan Kilgore in 2011. The record-breaking 20th straight completion was a 42-yard touchdown pass to Patrick Smith (the first TD of Smith's career).
- ▶ Has 10 300-yard passing games in his last 15 outings.
- ▶ With 6,847 career passing yards, Stockstill ranks 5th on MT's all-time passing list. He needs 232 more yards to surpass Kelly Holcomb (7,064) for 4th place.
- ▶ Owns 561 career completions to rank 4th all-time. Needs 109 more to take over 3rd place from Clint Marks (668).
- ▶ 2015 C-USA Freshman of the Year and an Athlon Sports Second Team Freshman All-American.
- ▶ His 4,005 passing yards in 2015 was tops in the country among freshmen and was a new MT single-season and C-USA freshman record. UCLA's Josh Rosen was second with 3,670 yards. He also led all freshmen in touchdown passes with 30.
- ▶ Stockstill set the new NCAA freshman completions record with 327 (Kentucky's Jared Lorenzen had 321 in 2000) and fell just 53 yards shy of breaking Jameis Winston's NCAA freshman passing record of 4,057 yards.
- ▶ Has 13 300-yard passing games which is a new career record at MT. His eight 300-yard games in 2015 established a new single-season record.
- ▶ Set a new school record with four straight 300-yard passing games in 2015. Saw streak end at UTSA.
- ▶ His 30 touchdown passes in 2015 was a new school record and broke the previous mark of 23 set by Dwight Dasher in 2009.
- ▶ His five touchdown passes against Charlotte equaled the second most in school history and the most ever by a freshman. He matched that total in 2016 season opener against AAMU.

## I'TAVIUS MATHERS

- ▶ Doak Walker Award candidate.
- ▶ Is just the 7th player in NCAA FBS history to have 1,500 yards rushing and 500 yards receiving in the same season.
- ▶ His 1,504 rushing yards is a new single-season record at MT, breaking the previous mark of 1,439 set by Vince Hall in 1984.
- ▶ Has scored 114 points in 2016 to rank third on the single-season list and his 19 total touchdowns also ranks third. Mathers has 16 rushing TDs to rank third on that list as well.
- ▶ With 144 all-purpose yards against Charlotte, Mathers broke the single-season record of 1,814 yards by Demetric Mostiller in 1996. Mathers currently has 2,093 yards.
- ▶ His 62 receptions ranks as the most ever by a Middle Tennessee running back.
- ▶ Has rushed for 100 or more yards in eight of his last 10 games. Had six straight 100-yard games to rank second all-time at MT before streak ended vs UTSA.
- ▶ In the win over FIU, Mathers became the first MT running back to top 1,000 yards in a season since Dwone Hicks in



2002. QB Dwight Dasher had over 1,000 yards in 2009.

- ▶ Has 18 touchdowns his last 10 games combined.
- ▶ Became the second player in MT history to have at least 100 yards rushing and 100 yards receiving in the same game when he totaled 157 rushing yards and 103 receiving yards in a win at Bowling Green.
- ▶ Rushed for a career-high 215 yards in win over Missouri, then added a 213-yard performance against FAU.
- ▶ His 263 all-purpose yards at Missouri ranked as the ninth most in a single-game at MT.
- ▶ His 78-yard TD reception at Bowling Green equaled the 10th longest in school history and was the third longest ever by a running back.
- ▶ Had 4 touchdowns in win at Bowling Green which equaled the fourth most in a game at MT.

## RICHIE JAMES

- ▶ With 8.20 career receptions per game, Richie James is the NCAA's active career leader in that category. Second place is ECU's Zay Jones at 7.98. He also is the active leader in receiving yards per game at 112.4.
- ▶ Ranks 16th on the NCAA's active list in total receptions with 205.
- ▶ Broke his own school record for receiving yards in a season in the win over FAU. James has 1,463 yards entering the bowl game. Also, his 11 TD passes ranks tied for second on the single-season list with Kerry Wright.
- ▶ Became just the 6th player in NCAA FBS history to have 200 yards rushing and 100 yards receiving in the same game when he notched 207 on the ground and 120 receiving against FAU in 2016.
- ▶ Had 327 all-purpose yards in 2016 win over FAU which was the second most in school history.
- ▶ Saw his school record streak of six straight 100-yard receiving games come to an end at Charlotte..
- ▶ Has caught at least one pass in 25 straight games, which ranks 5th all-time at MT. He needs two more to tie David Youell for 4th. Kendall Newson owns the record at 43.
- ▶ Broke MT's single-game record with 16 receptions against WKU in 2016. Also had a career-high 223 receiving yards to become just the second player in MT history to have 200 or more yards in a game.
- ▶ In just 25 career games, James has 205 receptions to rank 2nd all-time. He needs 34 more to break the all-time mark of 238 held by Kendall Newson.
- ▶ Currently ranks 2nd all-time in receiving yards with 2,809. He needs 266 more to overtake Kendall Newson (3,074) for the all-time record.
- ▶ Owns 13 career 100-yard receiving games which ranks as the second most in school history. He needs two more to break the all-time record of 14 set by Kendall Newson.
- ▶ Has 19 career touchdown receptions which ranks 4th all-time. Needs four more to break the school record.
- ▶ With over 1,000 receiving yards this season, James is just the second player to have back-to-back 1,000-yard campaigns in school history. He joins Kerry Wright who accomplished the feat in 2003 and 2004.
- ▶ Named FWAA, USA Today and Athlon Sports First Team Freshman All-American while also earning a spot on the C-USA All-Freshman team.
- ▶ His 108 receptions in 2015 was a new single-season record at MT and led all freshmen nationally. It was also the most ever recorded by a freshman in C-USA history.
- ▶ His 108 catches ranked 4th on C-USA's all-time single-season list and was third most nationally in 2015.
- ▶ His 1,346 receiving yards in 2015 was a new school record, breaking the previous mark of 1,280 set by Kerry Wright in 2003.
- ▶ In 2015 he became just the second player in school history to record 1,000 receiving yards in a single-season at MT.

## STEVEN RHODES

- ▶ Served 5 years in the United States Marine Corps prior to joining

the Blue Raiders in 2013.

- ▶ The recipient of the 2016 FWAA Armed Forces Merit Award.
- ▶ Has played in all 50 games of his career, including 30 starts.
- ▶ At 28 years old, Rhodes is the fourth oldest player in FBS football. (Derrick Mitchell - W. Michigan - Sophomore punter - 29; Wade Lees - Maryland - Freshman punter - 28; Tom Sheldon - UNC - Freshman punter - 28)
- ▶ Leads team with 4.5 sacks.

## JEREMY CUTRER

- ▶ Was on the 2016 Jim Thorpe Award Watch List and the Senior Bowl Watch List.
- ▶ Leads team with three interceptions in 2016.
- ▶ With 10 pass breakups in 2016, Cutrer now has 23 for his career which ranks tied for third all-time at MT. He needs five more to tie Jamie Redmond for 2nd all-time.
- ▶ Ranked second on team with three interceptions and was 20th nationally in passes defended with 1.3 a game in 2015.
- ▶ Also had two blocked field goals and a fumble recovery last year.
- ▶ His 16 passes defended in 2015 ranked third on MT's single-season list. The all-time single-season record is 22 by Jykine Bradley in 2001.

## 2016 HONORS

**Dennis Andrews:** Named HM All-C-USA  
**Matt Bonadies:** Named to the Ray Guy Award Watch List  
**Chandler Brewer:** Named HM All-C-USA  
**Josh Chester:** Named HM All-C-USA  
**Jeremy Cutrer:** Named First Team All-C-USA, Named to Jim Thorpe Award Watch List, Named to Senior Bowl Watch List  
**William Eads:** Named First Team All-C-USA  
**Chris Hale:** Named HM All-C-USA  
**Shaquille Huff:** Named HM All-C-USA, Named the C-USA Defensive Player of the Week on 9/19/16  
**Richie James:** Named First Team All-C-USA, Named to 2016 Biletnikoff Award Watch List, Named to Maxwell Award Watch List, Named to the Paul Hornung Award Week Eight Honor Roll on Oct. 24, Voted the C-USA Co-Offensive Player of the Week on Nov. 28, Voted the TSWA Player of the Week on Nov. 29  
**Ty Lee:** Named HM All-C-USA, Voted C-USA All-Freshman  
**I'Tavius Mathers:** Named First Team All-C-USA, Named the C-USA Offensive Player of the Week on 9/19/16, 9/26/16 and 10/24/16, Voted the TSWA Player of the Week on 9/20/16 and 10/25/16, Named to the Doak Walker Award Watch List  
**Jimal McBride:** Named HM All-C-USA  
**Chris Melton:** Named HM All-C-USA  
**Mike Minter:** Named the TSWA Defensive Player of the Week on 9/27/16, Named the ASN Player of the Week on 10/1/16  
**Tyshun Render:** Named C-USA All-Freshman  
**Steven Rhodes:** Named HM All-C-USA, Named the 2016 Armed Forces Merit Award winner, Nominee for the Burlsworth Trophy  
**Canon Rooker:** Named First Team All-C-USA, Named the C-USA Special Teams Player of the Week on 10/24/16  
**DJ Sanders:** Named HM All-C-USA, Named the C-USA Defensive Player of the Week on 10/31/16, Voted the TSWA Player of the Week on 11/1/16  
**Maurquice Shakir:** Named HM All-C-USA  
**Daniel Stephens:** Named Second Team All-C-USA, Named to Rimington Award Watch List  
**Brent Stockstill:** Named to Maxwell Award Watch List, Named to Davey O'Brien Watch List, Named to Manning Award Watch List, Named the TSWA Player of the Week on 9/7/16, Named to Davey O'Brien "Great 8" List on Oct. 24, Named a Manning Award Star of the Week on Oct. 24, Named the C-USA Offensive Player of the Week on 10/31/16, Named to the C-USA Football All-Academic Team, Named HM All-C-USA



## HEAD COACH RICK STOCKSTILL

Florida State (1982) ■ 72-65 in 11th Season at Middle Tennessee ■ 2-Time Coach of the Year ■ 8th longest tenured coach in FBS



### Stockstill Bio

Wife: Sara  
Born: December 23, 1957

Children: Brent and Emily  
Education: Florida State, B.S. Physical Ed., 1982

Year	School	W-L	Pct.	Conf.	Note
2006	Middle Tennessee	7-6	.538	6-1	Shared Sun Belt Championship; Motor City Bowl
2007	Middle Tennessee	5-7	.416	4-3	
2008	Middle Tennessee	5-7	.416	3-4	Upset Maryland at home
2009	Middle Tennessee	10-3	.769	7-1	Won New Orleans Bowl; 1st SBC team to win 10 games
2010	Middle Tennessee	6-7	.462	5-3	GoDaddy.com Bowl
2011	Middle Tennessee	2-10	.200	1-7	
2012	Middle Tennessee	8-4	.667	6-2	Upset Georgia Tech on road
2013	Middle Tennessee	8-5	.615	6-2	Bell Helicopter Armed Forces Bowl
2014	Middle Tennessee	6-6	.500	5-3	Longest tenured coach in C-USA
2015	Middle Tennessee	7-6	.538	6-2	Bahamas Bowl; Bowl eligible for 6th time in last 7 years
2016	Middle Tennessee	8-4	.667	5-3	Upset Missouri on the road
<b>Total</b>		<b>72-65</b>	<b>.526</b>	<b>54-31</b>	

Winning on the field, off the field and having a first-class football program from top to bottom is the goal of any University at the highest level of intercollegiate athletics. That is exactly what Middle Tennessee has as a result of the leadership of Head Coach Rick Stockstill.

In his 11th season at the helm of the Blue Raiders and among the longest tenured coaches in the country, Stockstill has captured a league title, won the 2009 New Orleans Bowl, made six bowl appearances, been bowl eligible eight times, earned two public recognition awards from the NCAA for APR success, produced six of the top eight crowds in Floyd Stadium history, and had back-to-back eight-win seasons for the first time in 21 years.

Under his watch, the Blue Raiders have also produced seven all-American's, including one academic all-American, three defensive players of the year, and two bowl game MVP's. Middle Tennessee also became the first Sun Belt team to win 10 games in a season, and set the Floyd Stadium single-game attendance record under his leadership. He also has five NFL Draft picks with Erik Walden in 2008, Chris McCoy in 2010, Rod Issac in 2011, Jimmy Staten in 2014 and Kevin Byard in 2016. Byard became the second highest draft pick in school history (3rd round, 64th pick to Titans).

The veteran leader put the Blue Raiders in the 2016 Hawaii Bowl in a year his team overcame a ton of adversity. Prior to the season he lost nearly all his starting receivers to injury, saw his record-setting quarterback go down, along with other key contributors. Through it all he led them to an eight-win season for the third time in five years to go with five first team all-conference picks.

Stockstill, who owns upsets over Maryland (2008 and 2009), Georgia Tech (2012) and Missouri (2016), has also shown a commitment to academics during his tenure. The Blue Raiders have gone from an APR score of 892 to a very impressive 992, the biggest increase of any program in the country. The Blue Raiders were also crowned with the Sun Belt Conference Academic Award on two occasions (2006-07, 2007-08) and earned two public recognition awards from the NCAA for APR success (2011, 2012).

After 24 years as an assistant, Stockstill was given the chance to run his own program, and all he did was lead the Blue Raiders to a 2006 Sun Belt Conference championship, help set a new single-season attendance record, and take the program to its first postseason bowl game in the I-A era. Taking

a Middle Tennessee team predicted to finish sixth in the Sun Belt during the preseason to a league title, Stockstill ended up as the 2006 Sun Belt Conference Coach of the Year and the Tennessee Sports Writers Association Coach of the Year while also garnering that honor from ESPN.com.

Born Dec. 23, 1957 in Sidney, Ohio, Stockstill grew up in Georgetown, Ky., and then moved to Fernandina Beach, Fla., where he was inducted into the Fernandina Beach Hall of Fame in 2006. He was a three-year letterman at Florida State as a quarterback, where he was team captain and earned Honorable Mention All-America honors in 1981 under Coach Bobby Bowden. During his career at FSU, the Seminoles had two top-10 final Associated Press rankings and had wins over powers Notre Dame, Pittsburgh, Ohio State, and Nebraska. Stockstill, who received his bachelor's degree from FSU in 1982, made three bowl trips with the Seminoles.

Stockstill and his wife, the former Sara Fleischman, have a son, Brent, and a daughter, Emily.



### STOCKSTILL'S RECORD

Overall Record.....	72-65
Playing at Home.....	39-21 (12-3 vs C-USA)
Playing on the Road.....	32-39
Playing at a Neutral Site.....	1-5
In bowl games.....	1-4
In overtime.....	2-2
In August.....	3-2
In September.....	22-21
In October.....	19-20
In November.....	26-15
In December.....	2-6
In January.....	0-1
Day games.....	37-31
Night games (after 6 PM).....	35-34
vs Top 25.....	0-6
Wins vs Big 5 conference members.....	4
Outrushing opponent.....	54-9
When rushing for 300 yards.....	9-0
Outrushed by opponent.....	18-56
When allowing 300 or more yds rushing.....	3-10
Outpassing opponent.....	42-31
When passing for 300 or more yards.....	16-8
Outpassed by opponent.....	30-34
When allowing 300 yards passing.....	13-15

When allowing 400 yards passing.....	3-2
More total offense than opponent.....	50-13
When having 500+ total offense.....	20-3
When having 600+ total offense.....	7-1
When allowing 500+ total offense.....	10-19
When allowing 600+ total offense.....	4-2
Committing fewer turnovers.....	49-13
Committing more turnovers.....	12-41
0-30:00 time of possession.....	39-49
30:01-plus of time of possession.....	33-16
Scoring first.....	48-20
Opponent scores first.....	24-45
When leading at the half.....	52-10
When leading after third quarter.....	59-6
Scoring 0-10 points.....	1-16
Scoring 11-20 points.....	3-26
Scoring 21-30 points.....	13-18
Scoring 31-40 points.....	27-3
Scoring 41-plus points.....	28-2
Individual 100-yard rusher.....	44-8
Individual 200-yard rusher.....	6-0
With two 100-yard rushers.....	5-0
Opponent has 100-yard rusher.....	21-36
Games Decided by 1 Point.....	6-2
Games Decided by 3 Points or Less.....	14-8
Games Decided by 7 Points or Less.....	25-13

# TOP PLAYS/PERFORMANCES UNDER RICK STOCKSTILL

## Big Plays (60 or more yards)

Yards	Type	Player	Opponent
*100	FR	Rod Issac	WKU (2010)
*98	R	Jordan Parker	Troy (2012)
*97	KR	Eric Russell	WKU (2010)
*96	KR	Reggie Whatley	WKU (2012)
*94	P	Craddock to Grigsby	ULM (2007)
*93	P	Kilgore to Henry	UAB (2013)
*94	KR	Damon Nickson	FAU (2006)
*92	KR	Phillip Tanner	UNT (2008)
*89	KR	Bradley Robinson	ULM (2007)
*88	KR	Damon Nickson	UL (2006)
85	KR	Reggie Whatley	McNeese (2012)
*82	P	Kilgore to Whatley	Troy (2011)
*80	P	D. Dasher to Kyles	ASU (2009)
*79	R	Phillip Tanner	Louisville (2007)
*78	P	Stockstill to Mathers	BG (2016)
*78	P	Craddock to McNair	Louisville (2007)
*77	INT	Kevin Byard	Troy (2012)
*76	P	Stockstill to Pettis	Charlotte (2015)
*76	PR	Kevin Byard	ODU (2014)
76	R	Eugene Gross	FAU (2006)
*75	P	Stockstill to Pettis	Charlotte (2015)
*75	INT	DJ Sanders	JSU (2015)
*75	R	Reggie Whatley	FAU (2014)
*75	P	L. Kilgore to M. Henry	GT (2012)
*74	R	Dwight Dasher	FAU (2009)
74	KR	Desmond Gee	WKU (2009)
*73	P	Marks to Gee	USC (2006)
*72	P	Kilgore to Griswold	UNT (2012)
*71	R	I'Tavius Mathers	Missouri (2016)
*71	P	Dasher to McNair	FIU (2007)
*70	R	Dwight Dasher	FIU (2009)
*70	INT	Rod Issac	ULM (2010)
*69	P	Stockstill to James	FAU (2015)
69	P	Kilgore to Griswold	UTEP (2013)
*68	INT	Kevin Byard	Memphis (2012)
*68	FR	Chris McCoy	Clemson (2009)
*67	R	Reggie Whatley	UAB (2014)
*66	P	Craddock to Gee	ULM (2007)
*66	R	Phillip Tanner	UNT (2008)
*65	P	Grammer to Perkins	UAB (2014)
*65	R	Jordan Parker	WCU (2013)
*64	R	Reggie Whatley	USM (2014)
*64	R	Reggie Whatley	FAU (2013)
64	INT	Eric Russell	FAU (2011)
63	R	Brent Stockstill	Missouri (2016)
*63	P	Stockstill to James	ILL (2015)
*63	FGR	Jamarcus Howard	JSU (2015)
*62	P	Stockstill to James	FAU (2015)
*62	R	Jordan Parker	Charlotte (2015)
*62	P	Kilgore to Beyah	ULL (2010)
*62	P	Craddock to Gee	UK (2008)
*61	R	Ty Lee	Charlotte (2016)
*61	PR	Ed Marques Batties	SSU (2014)
*61	R	Dwight Dasher	UM (2007)
61	KR	Phillip Tanner	TTU (2006)
*60	R	Benny Cunningham	GT (2012)
60	KR	Reggie Whatley	UNT (2012)

\*touchdown

## Defensive Touchdowns

Yards	Type	Player	Opponent
100	FR	Rod Issac	WKU (2010)
77	INT	Kevin Byard	Troy (2012)
75	INT	DJ Sanders	JSU (2015)
70	INT	Rod Issac	ULM (2010)
68	INT	Kevin Byard	Memphis (2012)
68	FR	Chris McCoy	Clemson (2009)
56	INT	Jeremy Kellern	ULM (2009)
51	INT	Kevin Byard	USM (2013)
51	INT	Kevin Byard	FIU (2013)
50	FR	Justin Rainey	FAU (2006)
48	INT	DJ Sanders	FIU (2016)
42	INT	Darius Harris	Charlotte (2015)
42	FR	Rod Issac	ASU (2007)
40	INT	Stephen Roberts	UAB (2013)
40	FR	Lonnie Clemons	TTU (2006)
38	INT	Darin Davis	APSU (2010)
34	INT	Alex Dale	UTSA (2015)
28	INT	Damon Nickson	UL (2006)
25	FR	Jared Singletary	UNC (2013)
24	INT	T.T. Barber	USM (2013)
20	INT	DJ Sanders	FAU (2016)
20	FR	Trey Wafford	SSU (2014)
20	INT	Jamari Lattimore	UL (2009)
14	INT	Jeremy Kellern	Louisville (2008)
11	FR	Jeremy Kellern	ASU (2009)

## 250-Yard Passing Games

Yards	C-A-I	Player	Opponent
434	42-54-1	Brent Stockstill	WKU
415	28-48-1	Logan Kilgore	Troy (9/24/11)
401	22-29-0	Joe Craddock	ULM (11/3/07)
399	38-65-1	Brent Stockstill	Vandy (9/10/16)
381	36-56-2	Brent Stockstill	LA Tech (10/24/15)
369	23-27-0	Brent Stockstill	Charlotte (9/19/15)
356	27-46-0	Brent Stockstill	LA Tech (9/24/16)
355	22-35-0	Dwight Dasher	WKU (10/24/09)
353	21-34-0	Brent Stockstill	Marshall (11/7/2015)
352	21-37-1	Joe Craddock	UK (9/13/08)
349	20-30-0	Logan Kilgore	UNT (10/27/12)
348	24-30-1	Brent Stockstill	JSU (9/5/15)
332	22-35-0	Brent Stockstill	FIU (10/29/16)
332	21-26-0	Austin Grammer	USM (10/4/13)
330	29-42-0	Brent Stockstill	ILL (9/26/15)
330	27-45-1	Logan Kilgore	Purdue (9/3/11)
329	30-36-1	Brent Stockstill	AAMU (9/3/16)
327	26-39-1	Brent Stockstill	WMU (12/24/2015)
325	19-27-1	Logan Kilgore	UTEP (11/30/13)
324	27-44-2	Dwight Dasher	Maryland (9/19/09)
322	27-38-1	Brent Stockstill	UNT (11/21/2015)
301	18-32-1	Brent Stockstill	FAU (11/14/2015)
301	23-36-1	Jeff Murphy	APSU (9/11/10)
296	28-43-1	Brent Stockstill	WKU (10/10/15)
295	24-45-1	Brent Stockstill	UNT (10/12/2016)
290	14-26-2	Joe Craddock	Louisville (9/6/07)
286	32-51-0	Brent Stockstill	Vandy (10/3/15)
286	21-33-3	Austin Grammer	FIU (11/15/14)
282	23-47-1	Logan Kilgore	WKU (10/6/11)
280	23-41-0	Brent Stockstill	Missouri (10/22/16)
278	18-30-1	Brent Stockstill	BG (2016)
277	22-40-1	Logan Kilgore	Marshall (10/24/13)
274	26-40-1	Logan Kilgore	Memphis (10/1/11)
269	17-20-0	Logan Kilgore	FIU (11/9/2013)
269	21-43-0	Dwight Dasher	UNT (9/26/09)
268	24-35-0	Joe Craddock	FAU (9/30/08)
268	25-35-1	Joe Craddock	ASU (9/20/08)
267	17-30-0	Logan Kilgore	FIU (10/13/12)
263	15-26-1	Dwight Dasher	ASU (11/21/09)
261	17-26-1	Brent Stockstill	FIU (10/17/15)
259	25-30-0	Austin Grammer	ODU (9/26/14)
257	24-30-0	Brent Stockstill	UTSA (11/28/15)
256	28-40-0	Joe Craddock	Maryland (9/6/08)
255	22-38-3	Austin Grammer	Minnesota (9/6/14)
253	22-30-0	Logan Kilgore	Memphis (9/15/12)
251	19-31-1	Joe Craddock	UNT (11/22/08)
251	25-37-2	Clint Marks	CMU (12/26/06)
250	26-44-2	John Urzua	Charlotte (11/19/16)
250	15-17-0	Austin Grammer	SSU (8/30/14)

## 100-Yard Rushing Games

Yards	Att.	Player	Opponent
230	36	Benny Cunningham	FIU (2012)
217	27	Benny Cunningham	GT (2012)
215	28	I'Tavius Mathers	Missouri (2016)
213	18	I'Tavius Mathers	FAU (2016)
208	21	Eugene Gross	FAU (2006)
207	22	Richie James	FAU (2016)
201	26	Dwight Dasher	So. Miss (2009)
190	19	Reggie Whatley	FAU (2014)
180	19	Dwight Dasher	Memphis (2007)
178	18	Dwight Dasher	FIU (2009)
177	20	D.D. Kyles	UL (2009)
163	21	I'Tavius Mathers	LA Tech (2016)
159	14	Phillip Tanner	North Texas (2008)
158	31	Jordan Parker	ODU (2014)
157	27	I'Tavius Mathers	BG (2016)
156	22	Jordan Parker	WCU (2013)
155	15	Reggie Whatley	UAB (2013)
154	10	Reggie Whatley	FAU (2013)
154	24	Jordan Parker	USA (2012)
150	15	Phillip Tanner	FAU (2010)
149	32	Jordan Parker	WKU (2012)
144	29	Desmond Anderson	FIU (2015)
144	9	Phillip Tanner	Louisville (2007)
143	22	I'Tavius Mathers	WKU (2016)
142	14	Jordan Parker	Charlotte (2015)
141	19	Jordan Parker	Troy (2012)
140	13	D.D. Kyles	FAU (2009)
135	24	I'Tavius Mathers	UNT (2016)
127	21	Jordan Parker	Marshall (2013)
127	18	Phillip Tanner	APSU (2010)
112	14	I'Tavius Mathers	FIU (2016)
125	19	Austin Grammer	WKU (2014)
125	23	William Pratcher	FAU (2011)
120	15	Jeremiah Bryson	UTEP (2013)

117	17	Jordan Parker	FAU (2012)
117	19	Benny Cunningham	Troy (2011)
115	28	Jordan Parker	FAU (2013)
110	22	D.D. Kyles	FIU (2009)
109	22	Jordan Parker	UNC (2013)
108	14	Dwight Dasher	FAU (2009)
106	12	Austin Grammer	UTEP (2014)
106	15	Austin Grammer	UNT (2013)
106	19	William Pratcher	WKU (2011)
105	15	D.D. Kyles	Memphis (2011)
104	16	Reggie Whatley	Marshall (2013)
104	14	Drayton Calhoun	FAU (2012)
104	17	Phillip Tanner	UL (2010)
103	25	Shane Tucker	FAU (2015)
103	19	Shane Tucker	USM (2013)
101	16	I'Tavius Mathers	Charlotte (2016)
101	25	Desmond Anderson	Marshall (2015)
100	10	Reggie Whatley	USM (2014)
100	21	Eugene Gross	ULM (2006)
100	14	Jordan Parker	Marshall (2014)
100	7	Reggie Whatley	UAB (2014)

## 100-Yard Receiving Games

Yards	Rec.	Player	Opponent
223	16	Richie James	WKU (2016)
198	9	Richie James	FAU (2015)
183	14	Richie James	Vandy (2016)
175	13	Ed Batties	ILL (2015)
167	4	Terry Pettis	Charlotte (2015)
164	11	Eldred King	MSU (2008)
149	6	Chris McClover	WKU (2009)
148	8	Anthony Amos	FIU (2012)
141	7	Richie James	WKU (2015)
141	12	Richie James	ILL (2015)
140	3	Kyle Griswold	UNT (2012)
139	4	Desmond Gee	ULM (2007)
136	5	Marcus Henry	UAB (2013)
134	8	Richie James	UNT (2016)
129	5	Richie James	Missouri (2016)
128	9	Anthony Amos	Memphis (2012)
127	6	Richie James	FIU (2016)
126	8	Richie James	WMU (2015)
126	5	Terry Pettis	Marshall (2015)
123	8	Ed Batties	JSU (2015)
122	12	Richie James	Marshall (2016)
121	8	Anthony Amos	UNT (2012)
120	4	Richie James	FAU (2016)
120	5	Ed Batties	Charlotte (2015)
117	5	Malcolm Beyah	UK (2008)
113	6	Harold Turner	WKU (2009)
113	9	Patrick Honeycutt	FAU (2008)
111	9	Ed Batties	LA Tech (2015)
110	8	Ed Batties	FIU (2014)
110	7	Chris McClover	MD (2009)
109	6	Desmond Gee	ULM (2006)
109	2	Jonathan Grigsby	ULM (2007)
106	3	Desmond Gee	UK (2008)
106	4	Devin Clarke	USM (2014)
104	6	Richie James	FIU (2015)
104	4	Kyle Griswold	FIU (2011)
103	4	I'Tavius Mathers	BG (2016)
103	6	Taron Henry	UNT (2007)
102	4	Anthony Amos	FAU (2012)
101	2	Shane Tucker	UTEP (2014)
101	5	Kyle Griswold	UTEP (2013)
101	7	Tavarres Jefferson	UNC (2013)
100	5	Richie James	UTSA (2016)
100	6	Ty Lee	FIU (2016)
100	7	Anthony Amos	WKU (2011)

## Special Teams Touchdowns

Yards	Type	Player	Opponent
97	KR	Eric Russell	WKU (2010)
96	KR	Reggie Whatley	WKU (2012)
94	KR	Damon Nickson	FAU (2006)
92	KR	Phillip Tanner	UNT (2008)
89	KR	Bradley Robinson	ULM (2007)
88	KR	Damon Nickson	UL (2006)
76	PR	Kevin Byard	ODU (2014)
61	PR	Ed Batties	SSU (2014)
57	PR	Kyle Griswold	WCU (2013)
32	PBR	Michael Cannon	FAU (2007)
29	PBR	Sherman Neal	FAU (2009)
3	PBR	Chris Brown	Marshall (2013)
63	BFG	Jamarcus Howard	JSU (2015)





## C-USA SCHEDULE

**Saturday, December 17**

UTSA vs New Mexico

USM vs Louisiana

**Tuesday, December 20**

WKU vs Memphis

**Friday, December 23**

LA Tech vs Navy

ODU vs Eastern Michigan

**Saturday, December 24**

MT at Hawaii

**Tuesday, December 27**

North Texas vs Army

### Press Releases

Conference USA football weekly press releases contain statistical information, updates, as well as notes, standings, schedules and results. The entire release will be available to the media each Monday afternoon and on Friday's following Thursday night games.

### Players of the Week

Conference USA will name Offensive, Defensive and Special Teams Players of the Week each Monday during the regular season. The Players of the Week are selected by a media panel with one media representative in each of the member institution's cities.

### Postseason Awards

Conference USA names an All-Conference team selected by the head coaches at the end of the season. It contains a first and second team all-league squad, an All-Freshman team, Offensive, Defensive and Special Teams Players of the Year, Freshman of the Year and Coach of the Year. There is also an All-Academic squad.

### Football Highlights

Highlight clips from C-USA football teams will be available during the regular season via XOS Video Exchange. Contact the media relations department for details.

### C-USA Contacts

The main football contact for C-USA is Russ Anderson (rdanderson@c-usa.org) and the assistant is Tim McNamara (tmcnamara@c-usa.org).

## 2016 CONFERENCE USA STANDINGS

(Final Regular Season Standings)

(Final Regular Season Standings)

C-USA							OVERALL					
East	W-L	H	A	DIV	PF	PA	W-L	PF	PA	STR	H	A
WKU	7-1	4-0	3-1	5-0	407	173	9-3	528	269	6	5-1	4-2
ODU	7-1	4-0	3-1	4-1	313	217	9-3	432	334	5	6-0	3-3
MT	5-3	2-2	3-1	3-2	310	300	8-4	481	413	2	3-2	5-2
FIU	4-4	2-2	2-2	3-3	234	269	4-8	288	418	0	2-5	2-3
Charlotte	3-5	0-4	3-1	2-3	202	246	4-8	302	415	0	1-5	3-3
Marshall	2-6	2-2	0-4	2-4	162	256	3-9	317	423	0	3-4	0-5
FAU	2-6	1-3	1-3	0-6	235	315	3-9	317	477	0	2-4	1-5
West	W-L	H	A	DIV	PF	PA	W-L	PF	PA	STR	H	A
LA Tech	6-2	4-0	2-2	4-1	354	235	8-4	528	367	0	5-0	3-4
UTSA	5-3	3-1	2-2	3-2	281	249	6-6	359	340	1	4-2	2-4
So. Miss	4-4	3-1	1-3	3-2	258	246	6-6	399	363	1	4-2	2-4
North Texas	3-5	2-2	1-3	2-3	194	282	5-7	291	379	0	3-3	2-4
UTEP	2-6	1-3	1-3	2-3	215	280	4-8	316	319	1	3-4	1-4
Rice	2-6	1-3	1-3	1-4	197	294	3-9	303	448	0	2-4	1-5

## 2016 CONFERENCE USA BOWL TIE-INS

Bowl	Date/Time (ET)	Site	Matchup	Network
Gildan New Mexico Bowl	Dec. 17 / 2 PM	Albuquerque, NM	UTSA vs New Mexico	ESPN
R+L Carriers New Orleans Bowl	Dec. 17 / 9 PM	New Orleans, LA	Southern Miss vs Louisiana	ESPN
Boca Raton Bowl	Dec. 20 / 7 PM	Boca Raton, FL	WKU vs Memphis	ESPN
Popeyes Bahamas Bowl	Dec. 23 / 1 PM	Nassau, Bahamas	ODU vs Eastern Michigan	ESPN
Hawai'i Bowl	Dec. 24 / 8 PM	Honolulu, HI	MT vs Hawaii	ESPN
Zaxby's Heart of Dallas Bowl	Dec. 27 / Noon	Dallas, TX	North Texas vs Army	ESPN
Independence Bowl	Dec. 26 / 5 PM	Shreveport, LA	ACC vs SEC (or C-USA)	ESPN2

## 2016 C-USA PRESEASON POLL

### EAST DIVISION

1. Middle Tennessee
2. WKU
3. Marshall
4. Florida Atlantic
5. FIU
6. Old Dominion
7. Charlotte

### WEST DIVISION

1. Southern Miss
2. Louisiana Tech
3. Rice
4. UTEP
5. UTSA
6. North Texas

## 2016 POST-SEASON ALL-C-USA TEAM

### FIRST TEAM

#### OFFENSE

QB - Ryan Higgins, Sr., Louisiana Tech  
 RB - T'Javious Mathers, Sr., Middle Tennessee  
 RB - Aaron Jones, Jr., UTEP  
 OL - Darrell Brown, Sr., Louisiana Tech  
 OL - Cameron Tom, Sr., Southern Miss  
 OL - Will Hernandez, Jr., UTEP  
 OL - Max Halpin, Sr., WKU  
 OL - Forrest Lamp, Sr., WKU  
 TE - Hayden Plinke, Sr., UTEP  
 WR - Carlos Henderson, Jr., Louisiana Tech  
 WR - Trent Taylor, Sr., Louisiana Tech  
 WR - Richie James, So., Middle Tennessee  
 WR - Taywan Taylor, Sr., WKU

#### DEFENSE

DL - Larry Ogunjobi, Sr., Charlotte  
 DL - Trey Hendrickson, Sr., Florida Atlantic  
 DL - Jaylon Ferguson, So., Louisiana Tech  
 DL - Dylan Bradley, Sr., Southern Miss  
 LB - TJ Ricks, Sr., Old Dominion  
 LB - Emmanuel Ellerbee, Jr., Rice  
 LB - Josiah Tauaefa, Fr., UTSA

LB - Keith Brown, Sr., WKU  
 DB - Xavier Woods, Sr., Louisiana Tech  
 DB - Jeremy Cutrer, Sr., Middle Tennessee  
 DB - D'Nerius Antoine, Sr., Southern Miss  
 DB - Brandon Leston, Sr., WKU

### SPECIAL TEAMS

K - Canon Rooker, Jr., Middle Tennessee  
 P - Eric Keena, Sr., North Texas  
 KR - Carlos Henderson, Jr., Louisiana Tech  
 PR - Nacarius Fant, Jr., WKU  
 LS - William Eads, Sr., Middle Tennessee

### SECOND TEAM

#### OFFENSE

QB - Mike White, Sr., WKU  
 RB - Ito Smith, Jr., Southern Miss  
 RB - Anthony Wales, Sr., WKU  
 OL - Joseph Brunson, Sr., Louisiana Tech  
 OL - O'Shea Dugas, So., Louisiana Tech  
 OL - Daniel Stephens, Sr., Middle Tennessee  
 OL - Troy Butler, Sr., Old Dominion  
 OL - Darrell Williams, Jr., Sr., WKU  
 TE - Jonnu Smith, Sr., FIU  
 WR - Zach Pascal, Sr., Old Dominion  
 WR - Nicolas Norris, Sr., WKU

#### DEFENSE

DL - Rashaad Coward, Sr., Old Dominion  
 DL - Oshane Ximines, So., Old Dominion  
 DL - Marcus Davenport, Jr., UTSA  
 DL - Omarius Bryant, Sr., WKU  
 LB - Anthony Wint, Jr., FIU  
 LB - Jordan Harris, Sr., Louisiana Tech  
 LB - Alvin Jones, Jr., UTEP  
 DB - Kishawn McClain, Jr., North Texas  
 DB - Brandon Addison, Jr., Old Dominion  
 DB - Michael Egwuagu, Sr., UTSA  
 DB - Joe Brown, Jr., WKU

### SPECIAL TEAMS

K - Jonathan Barnes, Jr., Louisiana Tech  
 K - Parker Shaunfield, So., Southern Miss  
 P - Jake Collins, So., WKU  
 KR - Kylen Towner, Jr., WKU  
 PR - Trent Taylor, Sr., Louisiana Tech  
 LS - Darrell Travis, Sr., Louisiana Tech

## MIDDLE TENNESSEE DEPTH CHART

### OFFENSE

<b>QB</b>	12	Brent Stockstill	6-0	206	r-So.
	19	John Urzua	6-3	185	r-Fr.
<b>RB</b>	4	I'Tavius Mathers	5-11	197	r-Sr.
	27	Ruben Garnett	5-9	178	r-Fr.
<b>LT</b>	74	Robert Behanan	6-3	301	r-So.
	55	Carlos Johnson	6-3	323	r-So.
	65	Hunter Rogers	6-7	327	r-Sr.
<b>LG</b>	63	Josh Chester	6-3	308	r-Sr.
	74	Robert Behanan	6-3	301	r-So.
<b>C</b>	66	Daniel Stephens	6-2	304	Sr.
	70	Conner Trent	6-5	306	r-Jr.
<b>RG</b>	73	Chandler Brewer	6-6	319	So.
	68	Luke Harris	6-4	297	Fr.
<b>RT</b>	56	Maurquice Shakir	6-3	315	r-Sr.
	75	Lucas Hamilton	6-5	290	r-Jr.
<b>WR (X)</b>	37	Patrick Smith	6-0	185	r-Jr.
	34	Tyshawn Brown	6-1	179	Fr.
<b>WR (H)</b>	3	Richie James	5-9	180	r-So.
	81	CJ Windham	6-2	192	Fr.
<b>WR (Y)</b>	24	Ty Lee	5-9	155	Fr.
	47	Tristan Walker	5-9	169	r-Jr.
<b>WR (Z)</b>	20	Dennis Andrews	6-0	179	r-Sr.
	25	Desmond Anderson	5-10	176	So.

### SPECIAL TEAMS

<b>KR</b>	27	Ruben Garnett	5-9	178	r-Fr.
	25	Desmond Anderson	5-10	176	So.
<b>PR</b>	3	Richie James	5-9	180	r-So.
	24	Ty Lee	5-9	155	Fr.
<b>P</b>	99	Matt Bonadies	6-1	213	So.
	90	Matthew Stephenson	5-10	210	Fr.
<b>PK</b>	15	Canon Rooker	5-11	184	r-Jr.
	19	Crews Holt	5-11	170	Fr.
<b>KO</b>	15	Canon Rooker	5-11	184	r-Jr.
	19	Crews Holt	5-11	170	Fr.
<b>LS</b>	53	William Eads	6-0	217	r-Jr.
<b>H</b>	38	Jim Cardwell	5-9	173	r-So.

### DEFENSE

<b>LE</b>	49	Steven Rhodes	6-3	268	Sr.
	94	Tyshun Render	6-4	240	r-Fr.
<b>LT</b>	99	Jimal McBride	6-2	319	Sr.
	97	Raynard Felton	6-4	267	r-Sr.
	91	Justin Akins	6-4	257	r-Jr.
<b>RT</b>	51	Shaquille Huff	6-1	330	r-Sr.
	93	Malik Mancel	6-3	268	r-Fr.
<b>RE</b>	59	Chris Hale	6-4	259	r-Sr.
	43	Jahmal Jones	6-3	247	r-Jr.
<b>SLB</b>	31	DJ Sanders	6-0	225	Jr.
	16	Khalil Brooks	5-11	197	r-Fr.
<b>MLB</b>	33	Myles Harges	6-2	225	r-Jr.
	30	Darius Harris	6-2	231	r-So.
<b>WLB</b>	32	Chris Melton	6-1	210	So.
	38	Malik Hawkins	6-1	218	Jr.
<b>LC</b>	6	Mike Minter	6-0	181	r-Jr.
	2	Charvarius Ward	6-1	186	Jr.
<b>SS</b>	7	Jovante Moffatt	6-0	191	So.
	45	Deontay Evans	5-10	207	r-Sr.
<b>FS</b>	29	Darryl Randolph	5-11	192	r-So.
	22	Alex Dale	5-10	206	r-Jr.
<b>RC</b>	8	Jeremy Cutrer	6-2	170	Sr.
	2	Charvarius Ward	6-1	186	Jr.

### Career Games PLAYED

Steven Rhodes, DE.....	50
Shaquille Huff, DT.....	50
Hunter Rogers, OL.....	50
Daniel Stephens, OL.....	45
Chris Brown, S.....	44
Josh Chester, OL.....	44
William Eads, LS.....	44
Jimal McBride, DL.....	44
Chris Hale, DT.....	41
Raynard Felton, DT.....	40
Demetrius Frazier, WR.....	39
Terry Pettis, WR.....	38
Canon Rooker, PK.....	38
DJ Sanders, LB.....	37
Lucas Hamilton, OL.....	34
Mike Minter, DB.....	31
Alex Dale, DB.....	30
Shane Tucker, WR.....	28
Richie James, WR.....	25
Justin Akins, DL.....	25
Darius Harris, LB.....	25
Maurquice Shakir, OL.....	25
Chandler Brewer, OL.....	25
Jim Cardwell, H.....	25
Jovante Moffatt, DB.....	25
Darryl Randolph, DB.....	25
Chris Melton, LB.....	25
Jahmal Jones, DE.....	24
Brent Stockstill, QB.....	23
Kamani Thomas, RB.....	21
Conner Trent, OL.....	21
Tristan Walker, OL.....	20
Matt Bonadies, P.....	20
Max Linder, WR.....	19
Dontavious Heard, DB.....	18
Carlos Johnson, OL.....	17
Robert Behanan, OL.....	18
Rod Duckworth, WR.....	14
Darius Liggins, DE.....	13
Ruben Garnett, RB.....	13
Charvarius Ward, DB.....	12
Khalil Brooks, LB.....	12
Dennis Andrews, WR.....	12
Deontay Evans, S.....	12
Malik Mancel, DT.....	12
Tyshun Render, DE.....	12
CJ Windham, WR.....	12
Peter Bailey, DE.....	12
Myles Harges, LB.....	11
Tyshawn Brown, WR.....	11
Vernon Walker, S.....	11
Azar Wilson, DL.....	11
Isiah Upton, WR.....	11
Terelle West, RB.....	10
Robert Kelly, DB.....	10
Dale Craig, LB.....	10
Jonathan Roth, OL.....	9
Malik Hawkins, LB.....	9
Trae Philpots, DE.....	9
John Urzua, QB.....	5
Ricky Blair, WR.....	3
Luke Harris, OL.....	2

### Career Games STARTED

Shaquille Huff, DT.....	38
Daniel Stephens, OL.....	37
Josh Chester, OL.....	32
Steven Rhodes, DE.....	30
Richie James, WR.....	24
Maurquice Shakir, OL.....	24
Chandler Brewer, OL.....	23
Mike Minter, CB.....	23
Brent Stockstill, QB.....	22
Chris Hale, DE.....	20
Jeremy Cutrer, DB.....	19
Terry Pettis, WR.....	15
Carlos Johnson, OL.....	12
DJ Sanders, LB.....	12
Jovante Moffatt, S.....	12
I'Tavius Mathers, RB.....	11
Patrick Smith, WR.....	10
Ty Lee, WR.....	10
Jimal McBride, DT.....	10
Dennis Andrews, WR.....	10
Chris Melton, LB.....	9
Shane Tucker, WR.....	9
Myles Harges, LB.....	8
Alex Dale, S.....	7
Darius Harris, LB.....	6
Rod Duckworth, WR.....	5
Darryl Randolph, S.....	5
Raynard Felton, DL.....	4
Jahmal Jones, DE.....	3
Lucas Hamilton, OL.....	3
Demetrius Frazier, WR.....	3
John Urzua, QB.....	3
Desmond Anderson, WR.....	2
Charvarius Ward, DB.....	2
Hunter Rogers, OL.....	2
Max Linder, WR.....	2
Jonathan Roth, OL.....	2
Robert Behanan, OL.....	2
Justin Akins, DE.....	1
Chris Brown, S.....	1
Sean Smith, TE.....	1
Malik Hawkins, LB.....	1
C.J. Windham, WR.....	1

## PRONUNCIATION GUIDE

Robert Behanan .....bee-HAN-in  
 Matt Bonadies.....Bonn-Ah-Dees  
 Jocque Bruce.....Jock  
 Jeremy Cutrer.....Kuh-Trair  
 Myles Harges.....har-juss  
 J'Vonte Herrod.....hair-id  
 Malik Mancel.....Mah-Leek Man-Cell

Jimal McBride.....Juh-Mail  
 Jovante Moffatt.....Juh-Vahn-tay  
 Maurquice Shakir.....shah-kere  
 Kamani Thomas.....kuh-mah-nee  
 John Urzua.....Er-Zoo-ah



# 2016 ROSTER

NO	NAME	POS	HT	WT	CL	B'DAY	LETTERS	HOMETOWN/HS or JC
1	Shane Tucker	WR	6-0	204	Sr.	8/17/95	3	Memphis, TN/Memphis University School
2	Charvarius Ward	DB	6-1	186	Jr.	5/16/96	0	McComb, MS/Hinds CC
3	Richie James	WR	5-9	180	r-So.	9/5/95	1	Sarasota, FL/Riverview HS
4	I'Tavius Mathers	RB	5-11	197	r-Sr.	11/19/93	0	Murfreesboro, TN/Blackman HS/Ole Miss
5	Jocquez Bruce	WR	5-10	174	r-Fr.	2/17/97	0	Knoxville, TN/South Doyle HS
6	Michael Minter	CB	6-0	181	r-Jr.	9/12/94	1	Atlanta, GA/McNair Senior HS
7	Jovante Moffatt	S	6-0	191	So.	12/25/96	1	Union City, TN/Union City HS
8	Jeremy Cutrer	CB	6-2	170	Sr.	2/27/94	1	New Orleans, LA/Sumner HS
9	Isiah Upton	WR	6-0	181	r-Fr.	2/15/97	0	Nashville, TN/East Nashville Magnet HS
10	Kyle Banks	QB	6-2	192	Fr.	7/9/97	0	Acworth, GA/North Paulding HS
11	Peter Bailey	DE	6-4	258	Sr.	12/17/93	1	Kissimmee, FL/Osceola HS/Hinds CC
12	Brent Stockstill	QB	6-0	206	r-So.	8/5/94	1	Murfreesboro, TN/Siegel HS
13	Demetrius Frazier	WR	5-10	190	r-Sr.	10/16/93	3	Brunswick, GA/Brunswick HS
15	Canon Rooker	PK	5-11	184	r-Jr.	10/25/94	2	Richmond Hill, GA/Richmond Hill HS
16	Khalil Brooks	LB	5-11	197	r-Fr.	7/7/97	0	Atlanta, GA/Benjamin E. Mays HS
17	Kylan Stribling	CB	5-11	181	Fr.	6/10/97	0	Thompson's Station, TN/Independence HS
19	John Urzua	QB	6-3	185	r-Fr.	4/29/97	0	Suwanee, GA/North Gwinnett HS
19	Crews Holt	PK	5-11	170	Fr.	6/6/97	0	Brentwood, TN/Ravenwood HS
20	Dennis Andrews	WR	6-0	179	r-Sr.	12/6/93	2	Tallahassee, FL/Godby HS
21	Justin Brown	CB	6-0	177	Fr.	1/13/98	0	Birmingham, AL/AH Parker HS
22	Alex Dale	S	5-10	206	r-Jr.	1/10/94	1	Memphis, TN/MUS
23	Chris Brown	S	6-1	174	r-Sr.	9/9/93	3	Donalsonville, GA/Seminole County Middle HS
24	Ty Lee	WR	5-9	155	Fr.	9/25/97	0	Moultrie, GA/Colquitt Co. HS
25	Desmond Anderson	WR	5-10	176	So.	4/28/97	1	Pacolet, SC/Broome HS
26	Kamani Thomas	RB	5-9	202	r-Jr.	5/10/95	1	Dallas, GA/East Paulding HS
27	Ruben Garnett	RB	5-9	178	r-Fr.	9/24/96	0	Hepzibah, GA/Aquinas HS
28	Dontavious Heard	CB	6-1	189	Sr.	11/15/92	1	Atlanta, GA/Martin Luther King HS/Phoenix College
29	Darryl Randolph	S	5-11	192	r-So.	10/7/95	1	Pensacola, FL/Pensacola HS
30	Darius Harris	LB	6-2	231	r-So.	1/17/96	1	Horn Lake, MS/Horn Lake HS
31	D.J. Sanders	LB	6-0	225	Jr.	11/7/95	2	Sandersville, GA/Washington Co. HS
32	Chris Melton	LB	6-1	210	So.	1/12/97	1	Leesburg, GA/Lee County HS
33	Myles Harges	LB	6-2	225	r-Jr.	6/16/94	0	Grenada, MS/Grenada HS/Itawamba CC
34	Tyshawn Brown	WR	6-1	179	Fr.	3/14/96	0	Atlanta, GA/Benjamin E. Mays HS
35	Terelle West	RB	5-10	186	r-Fr.	1/15/97	0	Pinson, AL/Clay-Chalkville HS
36	Richie Bisaccia	LB	6-0	189	r-Jr.	7/21/94	0	Tampa, FL/Freedom HS
37	Patrick Smith	WR	6-0	185	r-Jr.	5/8/96	0	Nashville, TN/East Nashville HS
38	Malik Hawkins	LB	6-1	218	Jr.	10/11/95	0	Horn Lake, MS/Northwest Mississippi JC
38	Jim Cardwell	H	5-9	173	r-So.	2/24/96	1	Chattanooga, TN/Boyd-Buchanan HS
39	Dale Craig	LB	6-0	218	Fr.	3/29/98	0	Lawrenceville, GA/Buford HS
40	Robert Kelley	CB	5-9	178	r-Jr.	2/3/95	0	Nashville, TN/Hillsboro HS
41	Caleb Felton	LB	6-1	189	Fr.	12/30/97	0	Muscle Shoals, AL/Muscle Shoals HS
41	Azar Wilson	DT	6-0	257	r-Sr.	12/22/93	0	Powder Springs, GA/McEachern HS
43	Jahmal Jones	DE	6-3	247	r-Jr.	8/15/95	1	Dallas, TX/Norcross (GA) HS
45	Deontay Evans	S	5-10	207	Sr.	4/7/94	0	McComb, MS/McComb HS
46	Vernon Walker	S	6-0	193	r-Fr.	9/20/96	0	Orlando, FL/Dr. Phillips HS
47	Tristan Walker	WR	5-9	169	r-Jr.	5/11/94	0	Raleigh, NC/Hargrave Military Academy
48	Max Linder	WR	6-3	237	r-So.	11/30/95	0	Ocala, FL/Trinity Catholic HS
49	Steven Rhodes	DE	6-3	268	Sr.	11/22/88	3	Antioch, TN/Antioch HS
51	Shaquille Huff	DT	6-1	330	r-Sr.	1/19/93	3	Covington, GA/Eastside HS
53	William Eads	LS	6-0	229	r-Sr.	1/3/94	3	Hoover, AL/Hoover HS
54	Ty Watkins	OL	6-1	284	Jr.	3/21/96	0	Oklahoma City, OK/NE Oklahoma A&M
55	Carlos Johnson	OL	6-3	323	r-So.	7/2/96	1	Nashville, TN/Pearl Cohn HS
56	Maurquice Shakir	OL	6-3	315	r-Sr.	10/14/93	1	Los Angeles, CA/Palisades HS/Santa Monica CC

**CONFERENCE CHAMPIONS: 1935, 1936, 1956, 1957, 1958, 1959, 1964, 1965, 1985, 1989, 1990, 1992, 2001, 2006**

57	Jonathan Roth	OL	6-5	286	r-Fr.	4/18/97	0	Knoxville, TN/Fulton HS
59	Chris Hale	DE	6-4	259	r-Sr.	11/16/93	3	Atlanta, GA/Dunwoody HS
63	Josh Chester	OL	6-3	308	r-Sr.	8/24/93	3	Warner Robins, GA/Northside HS
65	Hunter Rogers	OL	6-7	327	r-Sr.	2/15/94	3	Safford, AL/John T. Morgan Academy
66	Daniel Stephens	OL	6-2	304	Sr.	5/5/95	3	Duluth, GA/Peachtree Ridge HS
67	Treyton Peters	OL	6-6	330	Fr.	7/7/98	0	Rockwood, TN/Harriman HS
68	Luke Harris	OL	6-4	297	Fr.	7/19/96	0	Lafayette, IN/Fork Union Military Academy
69	Daniel Sargent	LS	6-0	205	Fr.	7/25/92	0	Portland, TN/Portland HS
70	Conner Trent	OL	6-5	306	r-Jr.	3/29/95	1	Church Hill, TN/Volunteer HS
71	Angelo Owens	OL	6-4	280	Jr.	4/13/95	0	Deerfield Beach, FL/Dodge City CC
72	Josh Fannin	OL	6-3	296	r-Fr.	1/24/96	0	Hoschton, GA/Mill Creek HS
73	Chandler Brewer	OL	6-6	319	So.	6/12/97	1	Florence, AL/Florence HS
74	Robert Behanan	OL	6-3	301	r-So.	5/13/96	1	Fairfield, OH/Fairfield HS
75	Lucas Hamilton	OL	6-5	290	r-Jr.	3/10/95	1	Lenoir City, TN/Lenoir City HS
80	Jermel Walker	WR	6-1	185	Jr.	3/7/94	0	Los Angeles, CA/Riverside CC
81	C.J. Windham	WR	6-2	192	Fr.	11/25/97	0	Powder Springs, GA/McEachern HS
82	Reginald Henderson	WR	6-2	205	Fr.	12/19/97	0	Belle Glade, FL/Clewiston HS
84	Terry Pettis	WR	6-5	248	r-Sr.	10/26/93	3	Fairburn, GA/Langston Hughes HS
85	Darius Liggins	DE	6-4	232	r-So.	4/29/96	0	Oxford, MS/Oxford HS
86	Rod Ducksworth	WR	6-0	183	Sr.	9/3/93	1	Taylorsville, MS/Taylorsville HS/Jones Co. JC
87	Ricky Blair	WR	6-3	185	Jr.	1/16/94	0	Hacienda Heights, CA/Pasadena City College
89	Jordan Gonzalez	DE	6-5	240	Fr.	12/29/97	0	West Palm Beach, FL/Dwyer HS
90	Matthew Stephenson	P	5-10	210	Fr.	9/5/97	0	Madison, AL/Bob Jones HS
91	Justin Akins	DT	6-4	257	r-Jr.	4/11/95	1	Jenkinsburg, GA/Jackson HS
92	Ty Nix	DT	6-0	260	Fr.	9/4/97	0	Murfreesboro, TN/Oakland HS
93	Malik Mancel	DT	6-3	268	r-Fr.	2/15/97	0	Detroit, MI/Florence (AL) HS
94	Tyshun Render	DE	6-4	240	r-Fr.	3/28/97	0	Newnan, GA/Westlake HS
95	Trae Philpots	DE	6-4	235	r-Fr.	5/7/97	0	Fairburn, GA/Creekside HS
96	Rakavian Poydras	DT	6-1	298	Fr.	6/8/97	0	Clarksville, TN/Clarksville HS
97	Raynard Felton	DT	6-4	267	r-Sr.	1/24/94	2	Jacksonville, FL/Ribault HS
98	Chris Myers	DE	6-6	231	Fr.	5/18/98	0	LaVergne, TN/LaVergne HS
99	Jimal McBride	DT	6-2	319	Sr.	11/30/94	3	Waycross, GA/Ware County HS
99	Matt Bonadies	P	6-1	213	So.	12/23/96	1	Buford, GA/Buford HS
	Justin Alabi	LB	6-1	230	r-Sr.	4/15/94	0	Suwanee, GA/North Gwinnett HS
	Brandon Archer	S	6-0	175	Fr.	9/3/97	0	Memphis, TN/Christian Brothers HS
	Miller Armstrong	QB	6-0	200	Fr.	6/12/97	0	Murfreesboro, TN/Blackman HS
	Aidan Black	WR	6-3	230	So.	10/17/96	0	Athens, GA/Athens Academy
	Austin Brown	LB	6-0	240	Fr.	8/24/97	0	Smyrna, TN/Smyrna HS
	Peyton Burke	QB	5-11	178	Fr.	1/29/98	0	Lexington, KY/Tates Creek HS
	Xavier Dupree	WR	5-11	160	Fr.	1/10/97	0	Decatur, GA/South Gwinnett HS
	Russ Hiett	DS	6-0	209	Fr.	6/7/98	0	Kennesaw, GA/Kennesaw Mountain HS
	Jordan Middleton	QB	6-1	175	Fr.	11/7/96	0	Murfreesboro, TN/Siegel HS
	Jack Mitchell	OL	6-2	294	r-So.	7/17/96	0	Murfreesboro, TN/Riverdale HS
	Will Mitchell	RB	5-6	180	Fr.	12/30/96	0	Jacksonville, FL/Bolles HS
	Tad Onwu	S	5-11	185	r-So.	5/20/96	0	Murfreesboro, TN/Riverdale HS
	Davis Witt	QB	6-2	206	Fr.	6/1/98	0	Clewiston, FL/Clewiston HS







# STATISTICS

2016 MIDDLE TENNESSEE BLUE RAIDERS





# 2016 Statistics

Overall: 8-4 (Home: 3-2, Road: 5-2, Neutral: 0-0) | C-USA Conference: 5-3 (Home: 2-2, Road: 3-1, Neutral: 0-0)

## RESULTS 8-4 (5-3 C-USA)

DATE	OPPONENT	W/L	SCORE	TV	ATT.
9/3	ALABAMA A&M	W	55-0	CUSA.tv	19967
9/10	at Vanderbilt	L	24-47	SECN	29627
9/17	at Bowling Green	W	41-21	ESPN3	16384
9/24	*LA TECH	W	38-34	ASN	20105
10/1	*at North Texas	W	30-13	CampusInsider	19823
10/15	*WKU	L	43-44 (2OT)	ESPN3	22411
10/22	at Missouri	W	51-45	SECN	52351
10/29	*at FIU	W	42-35	ESPN3	14413
11/5	*UTSA	L	25-45	ESPN3	13505
11/12	*at Marshall	L	17-42	ASN	20841
11/19	*at Charlotte	W	38-31	ESPN3	13433
11/26	*FAU	W	77-56	beIN Sports	10227
12/24	^ at Hawaii				

\*Conference USA Game

^ Hawaii Bowl

## TEAM STATISTICS

	MT	OPP
SCORING	442	346
Points Per Game	34.0	26.6
Points Off Turnovers	97	83
FIRST DOWNS	302	260
Rushing	124	112
Passing	161	130
Penalty	17	18
RUSHING YARDAGE	1894	1978
Yards gained rushing	2205	2320
Yards lost rushing	311	342
Rushing Attempts	503	484
Average Per Rush	3.8	4.1
Average Per Game	145.7	152.2
TDs Rushing	23	18
PASSING YARDAGE	4052	3295
Comp-Att-Int	334-501-10	285-482-17
Average Per Pass	8.1	6.8
Average Per Catch	12.1	11.6
Average Per Game	311.7	253.5
TDs Passing	31	23
TOTAL OFFENSE	5946	5273
Total Plays	1004	966
Average Per Play	5.9	5.5
Average Per Game	457.4	405.6
KICK RETURNS: #-Yards	44-947	58-1369
PUNT RETURNS: #-Yards	21-98	24-233
INT RETURNS: #-Yards	17-349	10-194
KICK RETURN AVERAGE	21.5	23.6
PUNT RETURN AVERAGE	4.7	9.7
INT RETURN AVERAGE	20.5	19.4
FUMBLES-LOST	23-19	20-8
PENALTIES-Yards	62-550	80-690
Average Per Game	42.3	53.1
PUNTS-Yards	65-2443	68-2625
Average Per Punt	37.6	38.6
Net punt average	32.2	36.0
KICKOFFS-Yards	79-4770	68-4123
Average Per Kick	60.4	60.6
Net kick average	37.0	38.2
TIME OF POSSESSION/Game	29:54	30:06
3RD-DOWN Conversions	83/197	75/201
3rd-Down Pct	42%	37%
4TH-DOWN Conversions	14/24	10/21
4th-Down Pct	58%	48%
SACKS BY-Yards	23-166	17-163
MISC YARDS	67	0
TOUCHDOWNS SCORED	58	44
FIELD GOALS-ATTEMPTS	12-16	12-27
ON-SIDE KICKS	0-1	0-0
RED-ZONE SCORES	(46-55) 84%	(34-49) 69%
RED-ZONE TOUCHDOWNS	(37-55) 67%	(26-49) 53%
PAT-ATTEMPTS	(56-56) 100%	(42-43) 98%
ATTENDANCE	103258	207688
Games/Avg Per Game	6/17210	6/34615
Neutral Site Games		1/13123

SCORE BY QUARTERS	1st	2nd	3rd	4th	OT	Total
Middle Tennessee	148	137	59	124	13	481
Opponents	92	127	66	114	14	413

## RUSHING

PLAYER	GP	Att	Gain	Loss	Net	Avg	TD	Long	Avg/G
MATHERS, I.	12	220	1532	28	1504	6.8	16	71	125.3
JAMES, Richie	12	32	302	2	300	9.4	4	36	25.0
STOCKSTILL, B.	9	42	285	53	232	5.5	0	63	25.8
WEST, Terelle	10	40	187	19	168	4.2	1	18	16.8
LEE, Ty	12	6	109	2	107	17.8	1	61	8.9
ANDREWS, Dennis	12	9	54	0	54	6.0	3	14	4.5
GARNETT, Ruben	12	22	68	15	53	2.4	0	12	4.4
ANDERSON, D.	9	1	29	0	29	29.0	0	29	3.2
HERROD, J.	1	7	30	5	25	3.6	0	9	25.0
TEAM	6	7	0	40	-40	-5.7	0	0	-6.7
URZUA, John	5	8	1	49	-48	-6.0	0	1	-9.6
Total	12	394	2597	213	2384	6.1	25	71	198.7
Opponents	12	535	2696	318	2378	4.4	35	50	198.2

## PASSING

PLAYER	G	Effic	Cmp-Att-Int	Pct	Yds	TD	Lng	Avg/G
STOCKSTILL, B.	9	150.52	232-363-5	63.9	2801	27	78	311.2
URZUA, John	5	119.80	78-131-8	59.5	816	8	53	163.2
JAMES, Richie	12	181.71	6-7-0	85.7	80	0	23	6.7
ANDREWS, Dennis	12	271.07	2-3-0	66.7	73	0	38	6.1
MATHERS, I.	12	385.60	1-1-0	100.0	34	0	34	2.8
Total	12	144.17	319-505-13	63.2	3804	35	78	317.0
Opponents	12	121.32	265-460-11	57.6	2965	20	70	247.1

## RECEIVING

PLAYER	G	No.	Yds	Avg	TD	Long	Avg/G
JAMES, Richie	12	97	1463	15.1	11	56	121.9
MATHERS, I.	12	62	589	9.5	3	78	49.1
LEE, Ty	12	53	599	11.3	7	30	49.9
ANDREWS, Dennis	12	28	370	13.2	7	34	30.8
SMITH, Patrick	12	28	332	11.9	4	42	27.7
ANDERSON, D.	9	10	135	13.5	1	24	15.0
UPTON, Isiah	10	8	39	4.9	0	14	3.9
BROWN, Tyshawn	11	5	84	16.8	1	38	7.6
WINDHAM, CJ	12	5	42	8.4	0	21	3.5
FRAZIER, D.	1	3	39	13.0	1	14	39.0
GARNETT, Ruben	12	3	17	5.7	0	15	1.4
DUCKSWORTH, R.	2	3	15	5.0	0	10	7.5
WEST, Terelle	10	3	2	0.7	0	7	0.2
BLAIR, Ricky	3	2	50	25.0	0	43	16.7
WALKER, Tristan	12	2	16	8.0	0	11	1.3
SMITH, Jevontey	8	2	15	7.5	0	12	1.9
LINDER, Max	12	2	1	0.5	0	1	0.1
HERROD, J.	1	1	2	2.0	0	2	2.0
CHESTER, Josh	12	1	-3	-3.0	0	0	-0.2
STOCKSTILL, B.	9	1	-3	-3.0	0	4	-0.3
Total	12	319	3804	11.9	35	78	317.0
Opponents	12	265	2965	11.2	20	70	247.1

## TOTAL OFFENSE

PLAYER	G	Plays	Rush	Pass	Total	Avg/G
STOCKSTILL, B.	9	405	232	2801	3033	337.0
MATHERS, I.	12	221	1504	34	1538	128.2
URZUA, John	5	139	-48	816	768	153.6
JAMES, Richie	12	39	300	80	380	31.7
WEST, Terelle	10	40	168	0	168	16.8
ANDREWS, Dennis	12	12	54	73	127	10.6
LEE, Ty	12	6	107	0	107	8.9
GARNETT, Ruben	12	22	53	0	53	4.4
ANDERSON, D.	9	1	29	0	29	3.2
HERROD, J.	1	7	25	0	25	25.0
TEAM	6	7	-40	0	-40	-6.7
Total	12	899	2384	3804	6188	515.7
Opponents	12	995	2378	2965	5343	445.2

# 2016 Statistics

Overall: 8-4 (Home: 3-2, Road: 5-2, Neutral: 0-0) | C-USA Conference: 5-3 (Home: 2-2, Road: 3-1, Neutral: 0-0)

## SCORING

PLAYER	TD	FGs	Kick	Rush	Revs	Pass	DXP	Saf	Points
MATHERS, I.	19	0-0	0-0	0-0	0	0-0	0	0	114
ROOKER, Canon	0	16-19	59-61	0-0	0	0-0	0	0	107
JAMES, Richie	15	0-0	0-0	0-0	0	0-0	0	0	90
ANDREWS, D.	10	0-0	0-0	0-0	0	0-0	0	0	60
LEE, Ty	8	0-0	0-0	0-0	0	0-0	0	0	48
SMITH, Patrick	4	0-0	0-0	0-0	0	0-0	0	0	24
SANDERS, DJ	2	0-0	0-0	0-0	0	0-0	0	0	12
WEST, Terelle	1	0-0	0-0	0-0	0	0-0	0	0	6
FRAZIER, D.	1	0-0	0-0	0-0	0	0-0	0	0	6
BROWN, Tyshawn	1	0-0	0-0	0-0	0	0-0	0	0	6
ANDERSON, D.	1	0-0	0-0	0-0	0	0-0	0	0	6
WINDHAM, CJ	0	0-0	0-0	0-0	1	0-0	0	0	2
URZUA, John	0	0-0	0-0	0-0	0	1-1	0	0	0
<b>Total</b>	<b>62</b>	<b>16-19</b>	<b>59-61</b>	<b>0-0</b>	<b>1</b>	<b>1-1</b>	<b>0</b>	<b>0</b>	<b>481</b>
<b>Opponents</b>	<b>55</b>	<b>9-11</b>	<b>52-53</b>	<b>0-0</b>	<b>1</b>	<b>1-2</b>	<b>0</b>	<b>1</b>	<b>413</b>

## PUNT RETURNS

PLAYER	No.	Yds	Avg	TD	Long
JAMES, Richie	16	123	7.7	0	27
WILSON, Azar	1	20	20.0	0	0
ANDREWS, Dennis	1	5	5.0	0	5
LEE, Ty	1	-2	-2.0	0	0
WEST, Terelle	1	7	7.0	0	7
EVANS, Deontay	0	4	0.0	0	4
<b>Total</b>	<b>20</b>	<b>157</b>	<b>7.8</b>	<b>0</b>	<b>27</b>
<b>Opponents</b>	<b>16</b>	<b>68</b>	<b>4.2</b>	<b>0</b>	<b>18</b>

## KICKOFF RETURNS

PLAYER	No.	Yds	Avg	TD	Long
ANDERSON, D.	13	272	20.9	0	38
GARNETT, Ruben	7	103	14.7	0	27
WEST, Terelle	4	89	22.2	0	29
JAMES, Richie	2	43	21.5	0	29
ANDREWS, Dennis	1	6	6.0	0	6
<b>Total</b>	<b>27</b>	<b>513</b>	<b>19.0</b>	<b>0</b>	<b>38</b>
<b>Opponents</b>	<b>60</b>	<b>1240</b>	<b>20.7</b>	<b>0</b>	<b>63</b>

## INTERCEPTIONS

PLAYER	No.	Yds	Avg	TD	Long
CUTLER, Jeremy	3	0	0.0	0	0
SANDERS, DJ	2	68	34.0	2	48
WARD, C.	2	25	12.5	0	14
MINTER, Michael	2	58	29.0	0	58
EVANS, Deontay	1	5	5.0	0	5
FELTON, Raynard	1	19	19.0	0	19
<b>Total</b>	<b>11</b>	<b>175</b>	<b>15.9</b>	<b>2</b>	<b>58</b>
<b>Opponents</b>	<b>13</b>	<b>188</b>	<b>14.5</b>	<b>0</b>	<b>59</b>

## FUMBLE RETURNS

PLAYER	No.	Yds	Avg	TD	Long
RHODES, Steven	1	6	6.0	0	6
<b>Total</b>	<b>1</b>	<b>6</b>	<b>6.0</b>	<b>0</b>	<b>6</b>
<b>Opponents</b>	<b>1</b>	<b>55</b>	<b>55.0</b>	<b>0</b>	<b>55</b>

## ALL-PURPOSE YARDAGE

PLAYER	G	Rush	Rec	PR	KOR	IR	Tot	Avg/G
MATHERS, I.	12	1504	589	0	0	0	2093	174.4
JAMES, Richie	12	300	1463	123	43	0	1929	160.8
LEE, Ty	12	107	599	-2	0	0	704	58.7
ANDERSON, D.	9	29	135	0	272	0	436	48.4
ANDREWS, Dennis	12	54	370	5	6	0	435	36.2
SMITH, Patrick	12	0	332	0	0	0	332	27.7
WEST, Terelle	10	168	2	7	89	0	266	26.6
STOCKSTILL, B.	9	232	-3	0	0	0	229	25.4
GARNETT, Ruben	12	53	17	0	103	0	173	14.4
BROWN, Tyshawn	11	0	84	0	0	0	84	7.6
SANDERS, DJ	12	0	0	0	0	68	68	5.7
MINTER, Michael	12	0	0	0	0	58	58	4.8

BLAIR, Ricky	3	0	50	0	0	0	50	16.7
WINDHAM, CJ	12	0	42	0	0	0	42	3.5
FRAZIER, D.	1	0	39	0	0	0	39	39.0
UPTON, Isiah	10	0	39	0	0	0	39	3.9
HERROD, J.	1	25	2	0	0	0	27	27.0
WARD, C.	11	0	0	0	0	25	25	2.3
WILSON, Azar	10	0	0	20	0	0	20	2.0
FELTON, Raynard	12	0	0	0	0	19	19	1.6
WALKER, Tristan	12	0	16	0	0	0	16	1.3
SMITH, Jevontey	8	0	15	0	0	0	15	1.9
DUCKSWORTH, R.	2	0	15	0	0	0	15	7.5
EVANS, Deontay	12	0	0	4	0	5	9	0.8
LINDER, Max	12	0	1	0	0	0	1	0.1
CHESTER, Josh	12	0	-3	0	0	0	-3	-0.2
TEAM	6	-40	0	0	0	0	-40	-6.7
URZUA, John	5	-48	0	0	0	0	-48	-9.6
<b>Total</b>	<b>12</b>	<b>2384</b>	<b>3804</b>	<b>157</b>	<b>513</b>	<b>175</b>	<b>7033</b>	<b>586.1</b>
<b>Opponents</b>	<b>12</b>	<b>2378</b>	<b>2965</b>	<b>68</b>	<b>1240</b>	<b>188</b>	<b>6839</b>	<b>569.9</b>

## PUNTING

PLAYER	No.	Yds	Avg	Long	TB	FC	I20	50+	Blk
BONADIES, Matt	55	2114	38.4	59	2	18	16	4	0
STOCKSTILL, B.	1	27	27.0	27	0	0	1	0	0
<b>Total</b>	<b>56</b>	<b>2141</b>	<b>38.2</b>	<b>59</b>	<b>2</b>	<b>18</b>	<b>17</b>	<b>4</b>	<b>0</b>
<b>Opponents</b>	<b>67</b>	<b>2815</b>	<b>42.0</b>	<b>68</b>	<b>3</b>	<b>21</b>	<b>21</b>	<b>18</b>	<b>1</b>

## FIELD GOALS

PLAYER	FGM-FGA	Pct	17-29	30-39	40-49	50-99	Lg	Blk
ROOKER, Canon	16-19	84.2	5-6	8-8	3-5	0-0	46	0

## FIELD GOAL SEQUENCE

GAME	MT	OPP
Alabama A&M	(25),(46)	-
Vanderbilt	(39),44	(32)
Bowling Green	28	-
LATECH	(33)	(20),(49)
North Texas	(25),(34),(36)	-
WKU	(36),(41),(25)	(42),(52),49,(18)
Missouri	(39),(28),47,(21)	(21)
FIU	-	-
UTSA	(30)	(38)
Marshall	(38)	-
Charlotte	(41)	57,(38)
FAU	-	-

Numbers in parentheses indicate field goal was made.

## KICKOFFS

KICKOFFS	No.	Yds	Avg	TB	OB	Retn	Net	YdLn
ROOKER, Canon	86	5130	59.7	24	3			
BONADIES, Matt	1	56	56.0	0	0			
<b>Total</b>	<b>87</b>	<b>5186</b>	<b>59.6</b>	<b>24</b>	<b>3</b>	<b>1240</b>	<b>38.5</b>	<b>26</b>
<b>Opponents</b>	<b>71</b>	<b>4399</b>	<b>62.0</b>	<b>42</b>	<b>2</b>	<b>513</b>	<b>39.9</b>	<b>25</b>



# 2016 Statistics

Overall: 8-4 (Home: 3-2, Road: 5-2, Neutral: 0-0) | C-USA Conference: 5-3 (Home: 2-2, Road: 3-1, Neutral: 0-0)

## DEFENSIVE STATISTICS

LEADERS	GP	UT	AT	Total	For Loss	[-Sacks-] No-Yards	Int-Yds	PD	QBH	[-Fumbles-] Rcv-Yds	FF	Blkd Kick	Saf
32 MELTON, Chris	12	47	49	96	6.5-22	2.5-12	.	2	2	1-0	1	.	.
7 MOFFATT, J.	12	38	34	72	1.0-2	.	.	3	.	.	.	.	.
30 HARRIS, Darius	12	35	30	65	5.0-15	0.5-4	.	1	.	2-0	1	.	.
31 SANDERS, DJ	12	42	22	64	4.5-26	2.0-7	2-68	9	2	.	3	1	.
29 RANDOLPH, D.	12	33	25	58	2.5-8	.	.	2	.	.	.	.	.
22 DALE, Alex	9	39	19	58	0.5-1	.	.	5	.	.	1	.	.
8 CUTRER, Jeremy	12	45	12	57	4.0-10	.	3-0	10	1	1-0	1	.	.
6 MINTER, Michael	12	34	13	47	.	.	2-58	8	2	1-0	.	.	.
33 HARGES, Myles	9	24	20	44	1.5-1	1.0-1	.	.	4	.	.	.	.
49 RHODES, Steven	12	24	15	39	8.0-39	4.5-29	.	2	6	1-6	1	.	.
16 BROOKS, Khalil	12	24	11	35	2.0-7	0.5-3	.	4	1	.	.	.	.
97 FELTON, Raynard	12	12	19	31	6.0-46	2.5-21	1-19	3	3	.	1	.	.
51 HUFF, Shaquille	12	11	15	26	7.0-20	2.0-8	.	1	1	1-0	1	.	.
91 AKINS, Justin	12	11	15	26	.	.	.	4	3	.	.	.	.
2 WARD, C.	11	12	12	24	.	.	2-25	5	1	1-0	.	.	.
38 HAWKINS, Malik	10	14	9	23	2.5-5	1.5-4	.	.	1	.	.	.	.
59 HALE, Chris	10	13	10	23	1.0-11	1.0-11	.	.	3	.	.	.	.
99 MCBRIDE, Jimal	11	10	12	22	2.0-6	.	.	.	1	.	.	.	.
43 JONES, Jahmal	12	8	12	20	.	.	.	.	2	.	.	.	.
28 HEARD, D.	7	17	3	20	1.0-10	1.0-10	.	3	.	.	.	.	.
94 RENDER, Tyshun	12	8	9	17	1.0-1	.	.	1	3	.	.	.	.
93 MANCIEL, Malik	11	7	7	14	1.0-7	1.0-7	.	.	2	.	1	.	.
85 LIGGINS, D.	12	4	9	13	2.5-8	2.0-7	.	.	2	.	.	.	.
45 EVANS, Deontay	12	7	3	10	.	.	1-5	2	.	.	.	.	.
23 BROWN, Chris	8	7	2	9	.	.	.	.	.	.	.	.	.
39 CRAIG, Dale	10	3	3	6	.	.	.	.	.	.	.	.	.
26 THOMAS, Kamani	10	3	2	5	.	.	.	.	.	.	.	.	.
34 BROWN, Tyshawn	11	2	3	5	.	.	.	.	.	.	.	.	.
12 STOCKSTILL, B.	9	4	.	4	.	.	.	.	.	.	.	.	.
95 PHILPOTS, Trae	8	2	2	4	0.5-0	.	.	.	.	.	.	.	.
27 GARNETT, Ruben	12	4	.	4	1.0-1	.	.	.	.	.	.	.	.
15 ROOKER, Canon	12	3	.	3	.	.	.	.	.	.	.	.	.
53 EADS, William	12	.	2	2	.	.	.	.	.	.	.	.	.
47 WALKER, Tristan	12	1	1	2	.	.	.	.	.	.	.	.	.
4 MATHERS, I.	12	2	.	2	.	.	.	.	.	.	.	.	.
35 WEST, Terelle	10	1	1	2	.	.	.	.	.	.	.	.	.
48 LINDER, Max	12	1	1	2	.	.	.	.	.	.	.	.	.
19 URZUA, John	5	1	.	1	.	.	.	.	.	.	.	.	.
41 WILSON, Azar	10	.	1	1	.	.	.	.	.	.	.	1	.
99 BONADIES, Matt	12	.	1	1	.	.	.	.	.	.	.	.	.
18 SMITH, Jevontey	8	.	1	1	.	.	.	.	.	.	.	.	.
24 LEE, Ty	12	.	1	1	.	.	.	.	.	.	.	.	.
20 ANDREWS, Dennis	12	1	.	1	.	.	.	.	.	.	.	.	.
3 JAMES, Richie	12	1	.	1	.	.	.	.	.	.	.	.	.
TM TEAM	6	.	.	.	.	.	.	.	1	.	.	.	.
<b>Total</b>	<b>12</b>	<b>555</b>	<b>406</b>	<b>961</b>	<b>61-246</b>	<b>25-142</b>	<b>11-175</b>	<b>65</b>	<b>41</b>	<b>8-6</b>	<b>11</b>	<b>2</b>	<b>.</b>
<b>Opponents</b>	<b>12</b>	<b>493</b>	<b>346</b>	<b>839</b>	<b>57.0-204</b>	<b>13-81</b>	<b>13-188</b>	<b>45</b>	<b>45</b>	<b>5-55</b>	<b>7</b>	<b>1</b>	<b>1</b>

# TEAM SUMMARIES/STARTERS

## GAME-BY-GAME SUMMARIES

GAME	FINAL SCORE	BY QUARTERS				FIRST DOWNS				RUSHING			PASSING			TOT. OFF.		PUNTING	FUMBLES	PENALTY	THIRD	AVG.	TOTAL
		1	2	3	4	RU	PA	PN	TOT	ATT	YDS	TD	C-A-I	YDS	TD	ATT	YDS	NO-AVG	NO-LOST	NO-YDS	DOWNS	F.POS	TOP
MT	55	28	17	0	10	12	22	1	35	40	246	1	40-53-2	435	6	93	681	3-33.0	0-0	9-87	8-16	M33	38:51
AAMU	0	0	0	0	0	3	2	1	6	27	92	0	9-24-1	54	0	51	146	13-37.8	0-0	6-30	1-15	A25	21:09
MT	24	10	7	7	0	6	19	0	25	21	96	0	38-65-1	399	3	86	495	4-38.5	2-1	9-92	10-19	M31	28:58
Vanderbilt	47	5	28	0	14	12	6	2	20	45	231	5	15-28-0	113	1	73	344	5-39.4	2-1	4-40	4-12	V42	31:02
MT	41	14	14	7	6	8	8	4	20	37	158	3	18-30-1	278	3	67	436	6-42.5	3-1	3-36	7-14	M33	29:49
B. Green	21	14	7	0	0	17	6	1	24	61	304	3	18-32-2	129	0	93	433	4-50.5	3-2	8-79	6-18	B26	30:11
MT	38	7	0	10	21	9	15	1	25	33	197	3	27-46-0	356	2	79	553	5-44.4	0-0	4-35	8-15	M22	26:28
LA Tech	34	7	13	7	7	8	24	3	35	37	118	1	36-59-0	504	3	96	622	5-38.6	2-1	3-28	10-19	L22	33:32
MT	30	0	13	7	10	7	13	4	24	32	182	1	24-45-1	295	2	77	477	5-38.8	0-0	9-79	11-19	M24	32:00
North Texas	13	7	0	0	6	3	11	2	16	22	5	1	33-54-0	303	1	76	308	8-51.6	1-0	9-90	6-18	N27	28:00
MT	43	3	17	0	10 (13)	7	22	3	32	32	171	2	42-54-1	434	3	86	605	2-31.5	0-0	4-30	9-16	M23	30:49
WKU	44	3	17	7	3 (14)	12	15	1	28	37	130	3	29-40-1	391	2	77	521	2-48.5	2-0	7-64	6-13	V29	29:11
MT	51	13	21	7	10	11	11	5	27	40	311	2	24-42-0	284	4	82	595	4-41.0	0-0	9-65	6-15	M32	32:14
Missouri	45	14	14	7	10	21	13	2	36	64	348	4	20-40-0	281	2	104	629	4-42.5	3-2	13-125	5-16	MZ28	27:46
MT	42	21	7	0	14	10	13	0	23	19	134	1	22-35-0	332	4	54	466	6-39.0	0-0	2-30	2-8	M30	20:28
FIU	35	14	7	0	14	11	15	0	26	44	210	2	27-40-1	307	3	84	517	5-41.6	3-2	3-25	6-16	F25	39:32
MT	25	7	3	7	8	9	9	1	19	28	110	1	22-38-3	259	2	66	369	4-35.0	1-1	4-32	2-12	M22	22:10
UTSA	45	14	14	14	3	16	7	1	24	59	270	5	9-21-2	108	1	80	378	4-43.0	1-0	3-25	11-19	U48	37:50
MT	17	10	7	0	0	3	11	1	15	25	63	1	25-37-2	220	1	62	283	6-36.5	3-2	5-42	5-14	M25	27:18
Marshall	42	7	7	7	2	13	13	3	29	41	207	2	21-37-0	246	4	78	453	5-37.2	1-0	3-35	6-14	MU35	32:42
MT	38	14	10	7	7	8	12	1	21	30	221	1	26-44-2	250	4	73	471	8-33.8	1-0	8-128	4-14	M27	26:28
Charlotte	31	0	6	10	15	9	11	2	22	45	164	3	22-50-0	239	1	95	403	7-37.6	0-0	8-85	4-20	C40	33:32
MT	77	21	21	7	28	18	10	0	28	57	495	9	11-16-0	262	1	73	757	3-42.3	0-0	3-22	6-10	M34	26:43
FAU	56	7	14	14	21	17	17	1	35	53	299	6	26-35-4	290	2	88	589	4-44.2	1-0	1-10	8-14	F36	33:17
MT																							
Hawaii																							

## GAME-BY-GAME OFFENSIVE STARTERS

OPPONENT	QB	TB	WR	WR	WR	WR	LT	LG	C	RG	RT
Alabama A&M	Stockstill	Mathers	Smith	James	Lee	Frazier	Johnson	Chester	Stephens	Brewer	Shakir
Vanderbilt	Stockstill	Mathers	Smith	James	Lee	Anderson	Johnson	Chester	Stephens	Brewer	Shakir
Bowling Green	Stockstill	Mathers	Smith	James	Lee	Andrews	Johnson	Chester	Stephens	Brewer	Shakir
LA Tech	Stockstill	Mathers	Smith	James	Lee	Andrews	Johnson	Chester	Stephens	Brewer	Shakir
North Texas	Stockstill	Mathers	Linder	James	Roth (TE)	Andrews	Johnson	Chester	Stephens	Brewer	Shakir
WKU	Stockstill	Mathers	Smith	James	Lee	Andrews	Johnson	Chester	Stephens	Brewer	Shakir
Missouri	Stockstill	Mathers	Smith	James	Lee	Andrews	Johnson	Chester	Stephens	Brewer	Shakir
FIU	Stockstill	Windham (wr)	Smith	James	Lee	Andrews	Johnson	Chester	Stephens	Brewer	Shakir
UTSA	Stockstill	Mathers	Smith	James	Lee	Andrews	Johnson	Chester	Stephens	Brewer	Shakir
Marshall	Urzua	Mathers	Roth (te)	James	Linder (te)	Andrews	Rogers	Chester	Stephens	Brewer	Shakir
Charlotte	Urzua	Mathers	Smith	James	Lee	Andrews	Behanan	Chester	Stephens	Brewer	Shakir
FAU	Urzua	Mathers	Smith	James	Lee	Andrews	Behanan	Chester	Stephens	Brewer	Shakir
Hawaii											

## GAME-BY-GAME DEFENSIVE STARTERS

OPPONENT	LE	T	T	RE	SAM	MIKE	WILL	LC	SS	FS	RC
Alabama A&M	Hale	Huff	McBride	Rhodes	Sanders	Harges	Harris	Minter	Moffatt	Dale	Cutrer
Vanderbilt	Jones	Huff	McBride	Rhodes	Sanders	Harges	Harris	Minter	Moffatt	Dale	Cutrer
Bowling Green	Jones	Huff	McBride	Rhodes	Sanders	Hawkins	Harris	Minter	Moffatt	Dale	Cutrer
LA Tech	Jones	Huff	Felton	Rhodes	Sanders	Harris	Melton	Minter	Moffatt	Dale	Cutrer
North Texas	Hale	Huff	Felton	Rhodes	Sanders	Harris	Melton	Minter	Moffatt	Dale	Cutrer
WKU	Hale	Huff	Felton	Rhodes	Sanders	Harris	Melton	Minter	Moffatt	Dale	Cutrer
Missouri	Hale	Huff	McBride	Rhodes	Sanders	Harges	Melton	Ward	Moffatt	Dale	Minter
FIU	Hale	Huff	Felton	Rhodes	Sanders	Harges	Melton	Ward	Moffatt	Randolph	Minter
UTSA	Hale	Huff	McBride	Rhodes	Sanders	Harges	Melton	Minter	Moffatt	Randolph	Cutrer
Marshall	Hale	Huff	McBride	Rhodes	Sanders	Harges	Melton	Minter	Moffatt	Randolph	Cutrer
Charlotte	Hale	Huff	McBride	Rhodes	Sanders	Harges	Melton	Cutrer	Moffatt	Randolph	Minter
FAU	Hale	Huff	McBride	Rhodes	Sanders	Harges	Melton	Minter	Moffatt	Randolph	Cutrer
Hawaii											



## GAME-BY-GAME STATISTICS

### GAME-BY-GAME PASSING

#12 STOCKSTILL, B.	Att	Comp	Int	Pct	Yards	TD	Long	Sack	Yds	Effic
Alabama A&M	36	30	1	83.3	329	5	42	0	0	200.4
Vanderbilt	65	38	1	58.5	399	3	26	1	7	122.2
Bowling Green	30	18	1	60.0	278	3	78	1	9	164.2
LATECH	46	27	0	58.7	356	2	37	1	8	138.1
North Texas	45	24	1	53.3	295	2	41	1	5	118.6
WKU	54	42	1	77.8	434	3	38	0	0	159.9
Missouri	41	23	0	56.1	280	4	56	0	0	145.7
FIU	35	22	0	62.9	332	4	52	1	2	180.3
UTSA	11	8	0	72.7	98	1	48	2	14	177.6
<b>TOTALS</b>	<b>363</b>	<b>232</b>	<b>5</b>	<b>63.9</b>	<b>2801</b>	<b>27</b>	<b>78</b>	<b>7</b>	<b>45</b>	<b>150.5</b>

#19 URZUA, John	Att	Comp	Int	Pct	Yards	TD	Long	Sack	Yds	Effic
Alabama A&M	17	10	1	58.8	106	1	43	0	0	118.8
UTSA	27	14	3	51.9	161	1	53	3	19	91.9
Marshall	37	25	2	67.6	220	1	48	3	17	115.6
Charlotte	44	26	2	59.1	250	4	45	0	0	127.7
FAU	6	3	0	50.0	79	1	49	0	0	215.6
<b>TOTALS</b>	<b>131</b>	<b>78</b>	<b>8</b>	<b>59.5</b>	<b>816</b>	<b>8</b>	<b>53</b>	<b>6</b>	<b>36</b>	<b>119.8</b>

#3 JAMES, Richie	Att	Comp	Int	Pct	Yards	TD	Long	Sack	Yds	Effic
Missouri	1	1	0	100.0	4	0	4	0	0	133.6
FAU	6	5	0	83.3	76	0	23	0	0	189.7
<b>TOTALS</b>	<b>7</b>	<b>6</b>	<b>0</b>	<b>85.7</b>	<b>80</b>	<b>0</b>	<b>23</b>	<b>0</b>	<b>0</b>	<b>181.7</b>

### GAME-BY-GAME RUSHING

PLAYER	No-Yds/TD	AAMU	VU	BG	LT	UNT	WKU	MIZZ	FIU	UTSA	MU	CHA	FAU	Hawaii
MATHERS, I. RB	220-1504/16	7-62/1	13-65/0	27-157/3	21-163/3	24-135/1	22-143/2	28-215/1	14-112/1	15-93/0	15-45/1	16-101/0	18-213/3	
JAMES, Richie WR	32-300/4	-	-	-	-	-	1-6/0	2-5/1	-	-	1-21/0	6-61/0	22-207/3	
STOCKSTILL, B. QB	42-232/0	2-24/0	5-24/0	1-9/0	9-33/0	7-41/0	5-18/0	6-81/0	3-23/0	4-3/0	DNP	DNP	DNP	
WEST, Terelle RB	40-168/1	15-83/0	2-11/0	7-17/0	2-2/0	1-6/0	4-4/0	3-15/0	1-2/0	4-25/1	DNP	DNP	1-3/0	
LEE, Ty WR	6-107/1	-	-	-	-	-	-	-	-	1-25/0	1-5/0	2-68/1	2-9/0	
ANDREWS, Dennis WR	9-54/3	-	-	-	-	-	-	-	-	-	-	1-4/0	8-50/3	
GARNETT, Ruben RB	22-53/0	8-23/0	1-4/0	-	-	-	-	-	-	-	5-9/0	2-12/0	6-13/0	
ANDERSON, D. WR	1-29/0	1-29/0	-	-	-	-	-	-	DNP	DNP	DNP	-	-	
HERROD, J. RB	7-25/0	7-25/0	DNP	DNP	DNP	DNP	DNP	DNP	DNP	DNP	DNP	DNP	DNP	
TEAM	7-40/0	DNP	-	2-7/0	1-1/0	DNP	DNP	1-5/0	1-3/0	DNP	DNP	2-24/0	DNP	
URZUA, John QB	8-48/0	-	DNP	DNP	DNP	DNP	DNP	DNP	DNP	4-30/0	3-17/0	1-1/0	-	

### GAME-BY-GAME RECEIVING

PLAYER	No-Yds/TD	AAMU	VU	BG	LT	UNT	WKU	MIZZ	FIU	UTSA	MU	CHA	FAU	Hawaii
JAMES, Richie WR	97-1463/11	8-73/1	14-183/1	6-82/1	5-81/0	8-134/0	16-223/2	5-129/1	6-127/2	5-100/1	12-122/0	8-89/1	4-120/1	
LEE, Ty WR	53-599/7	4-42/0	6-53/1	4-21/1	3-53/1	5-60/1	8-73/0	2-23/0	6-100/2	3-41/0	5-39/0	5-76/1	2-18/0	
MATHERS, I. RB	62-589/3	3-20/0	6-63/0	4-103/1	5-74/1	2-7/0	7-35/0	8-48/1	6-69/0	8-63/0	5-27/0	6-43/0	2-37/0	
ANDREWS, Dennis WR	28-370/7	4-51/1	-	1-34/0	4-67/0	1-11/1	4-47/1	5-65/2	1-12/0	4-40/1	2-27/1	2-16/0	-	
SMITH, Patrick WR	28-332/4	3-56/1	5-57/1	2-24/0	7-62/0	2-29/0	1-17/0	2-13/0	2-24/0	1-2/0	-	2-20/2	1-28/0	
ANDERSON, D. WR	10-135/1	3-35/1	2-36/0	-	1-2/0	2-34/0	1-23/0	-	DNP	DNP	DNP	1-5/0	-	
BROWN, Tyshawn	5-84/1	2-27/1	1-6/0	-	DNP	-	-	-	-	1-13/0	-	-	1-38/0	
BLAIR, Ricky WR	2-50/0	1-43/0	DNP	-	1-7/0	DNP	DNP	DNP	DNP	DNP	DNP	DNP	DNP	
WINDHAM, CJ WR	5-42/0	1-4/0	-	-	1-10/0	-	1-2/0	-	-	-	1-5/0	-	1-21/0	
UPTON, Isiah WR	8-39/0	1-5/0	DNP	1-14/0	-	3-8/0	2-10/0	1-2/0	-	-	-	DNP	-	
FRAZIER, D. WR	3-39/1	3-39/1	DNP	DNP	DNP	DNP	DNP	DNP	DNP	DNP	DNP	DNP	DNP	
GARNETT, Ruben RB	3-17/0	2-13/0	-	-	-	-	-	-	-	-	-	1-4/0	-	
WALKER, Tristan WR	2-16/0	2-16/0	-	-	-	-	-	-	-	-	-	-	-	
SMITH, Jevontey WR	2-15/0	-	DNP	DNP	-	1-12/0	1-3/0	-	-	-	-	DNP	DNP	
DUCKSWORTH, R. WR	3-15/0	2-9/0	1-6/0	DNP	DNP	DNP	DNP	DNP	DNP	DNP	DNP	DNP	DNP	
HERROD, J. RB	1-2/0	1-2/0	DNP	DNP	DNP	DNP	DNP	DNP	DNP	DNP	DNP	DNP	DNP	
WEST, Terelle RB	3-2/0	-	3-2/0	-	-	-	-	-	-	-	DNP	DNP	-	
LINDER, Max WR	2-1/0	-	-	-	-	-	1-1/0	-	1-0/0	-	-	-	-	
CHESTER, Josh OL	1-3/0	-	-	-	-	-	-	-	-	-	-	1-3/0	-	
STOCKSTILL, B. QB	1-3/0	-	-	-	-	-	-	1-4/0	-	-	DNP	DNP	DNP	

## GAME-BY-GAME STATISTICS

### GAME-BY-GAME TACKLES

TOTAL TACKLES	UA-A	TOT	AAMU	VU	BG	LT	UNT	WKU	MIZZ	FIU	UTSA	MU	CHA	FAU	Hawaii
MELTON, Chris LB	47-49	96	1-0	0-3	1-4	8-5	3-3	6-1	6-8	4-5	7-1	3-6	3-7	5-6	
MOFFATT, J.	38-34	72	0-1	6-2	2-4	4-2	2-4	5-1	3-0	3-5	3-3	3-7	2-3	5-2	
HARRIS, Darius LB	35-30	65	1-0	5-7	5-5	7-3	3-6	2-1	2-0	1-0	4-4	0-2	2-0	3-2	
SANDERS, DJ LB	42-22	64	2-1	5-0	7-4	3-0	0-2	2-2	7-4	4-3	3-1	3-2	2-1	4-2	
RANDOLPH, D.	33-25	58	2-0	-	1-1	-	4-1	2-0	1-0	4-6	6-4	6-9	5-4	2-0	
DALE, Alex	39-19	58	3-0	4-4	4-5	5-0	3-3	4-1	13-5	DNP	1-1	DNP	DNP	2-0	
CUTRER, Jeremy CB	45-12	57	2-0	2-1	6-1	3-0	7-2	4-1	1-0	2-2	5-1	2-3	5-1	6-0	
MINTER, Michael CB	34-13	47	1-0	4-1	3-0	6-2	0-2	5-1	1-1	6-2	1-3	1-0	1-0	5-1	
HARGES, Myles LB	24-20	44	3-2	0-2	DNP	DNP	DNP	2-1	8-0	1-3	2-1	0-3	2-4	6-4	
RHODES, Steven DE	24-15	39	0-1	1-0	4-3	2-1	2-0	2-1	2-2	2-3	3-0	2-2	2-2	2-0	
BROOKS, Khalil LB	24-11	35	3-1	1-0	1-0	3-1	2-2	1-0	1-1	2-3	1-0	2-0	3-2	4-1	
FELTON, Raynard DT	12-19	31	-	1-2	3-4	1-0	1-2	3-0	1-0	0-3	1-1	0-4	1-2	0-1	
HUFF, Shaquille DT	11-15	26	1-2	1-4	4-4	1-1	-	-	-	0-1	1-1	-	0-1	3-1	
AKINS, Justin DE	11-15	26	-	1-2	1-1	0-2	1-2	1-0	3-1	0-1	2-2	0-4	2-0	-	
WARD, C. CB	12-12	24	-	0-1	-	DNP	2-3	3-1	1-0	1-0	2-0	0-5	1-0	2-2	
HAWKINS, Malik LB	14-9	23	5-1	1-1	4-5	DNP	DNP	2-0	-	1-0	1-1	0-1	-	-	
HALE, Chris DE	13-10	23	-	DNP	DNP	2-0	1-0	1-1	3-2	2-0	0-1	0-4	1-2	3-0	
MCBRIDE, Jimal DT	10-12	22	1-0	3-4	1-3	DNP	-	2-1	-	2-0	-	0-3	1-0	0-1	
JONES, Jahmal DE	8-12	20	0-2	-	2-3	-	-	1-0	0-1	-	3-1	0-1	1-2	1-2	
HEARD, D. CB	17-3	20	3-0	1-0	1-1	3-1	6-1	3-0	-	DNP	DNP	DNP	DNP	DNP	
RENDER, Tyshun DE	8-9	17	0-1	2-0	1-0	1-1	-	0-1	-	4-2	0-1	0-2	0-1	-	
MANCIEL, Malik DT	7-7	14	1-1	-	-	2-1	-	DNP	-	2-3	0-1	0-1	-	2-0	
LIGGINS, D. DE	4-9	13	2-0	0-2	1-0	-	-	-	-	1-1	-	0-2	0-2	0-2	
EVANS, Deontay	7-3	10	-	-	-	-	0-1	1-1	4-0	1-0	-	1-1	-	-	
BROWN, Chris	7-2	9	-	1-0	1-0	1-0	DNP	DNP	-	3-0	DNP	DNP	1-0	0-2	
CRAIG, Dale LB	3-3	6	DNP	DNP	0-3	2-0	-	-	1-0	-	-	-	-	DNP	
THOMAS, Kamani	3-2	5	DNP	DNP	-	-	-	-	2-0	0-1	-	0-1	-	1-0	
BROWN, Tyshawn	2-3	5	-	-	-	DNP	-	1-1	1-0	0-1	-	0-1	-	-	
STOCKSTILL, B.	4-0	4	-	2-0	1-0	-	-	1-0	-	-	-	DNP	DNP	DNP	
PHILPOTS, Trae DE	2-2	4	0-1	DNP	-	DNP	1-0	DNP	DNP	-	-	0-1	1-0	-	
GARNETT, Ruben	4-0	4	-	1-0	-	-	-	-	-	-	-	-	-	3-0	
ROOKER, Canon	3-0	3	-	-	1-0	1-0	-	-	-	-	-	-	1-0	-	
EADS, William	0-2	2	-	-	-	-	0-2	-	-	-	-	-	-	-	
WALKER, Tristan	1-1	2	-	-	-	-	-	-	-	-	-	1-1	-	-	
MATHERS, I.	2-0	2	-	-	-	-	-	-	-	-	1-0	1-0	-	-	
WEST, Terelle	1-1	2	-	-	-	-	-	-	1-0	0-1	-	DNP	DNP	-	
LINDER, Max	1-1	2	1-0	-	0-1	-	-	-	-	-	-	-	-	-	
URZUA, John	1-0	1	-	DNP	DNP	DNP	DNP	DNP	DNP	DNP	-	-	1-0	-	
WILSON, Azar DT	0-1	1	-	-	-	-	-	DNP	-	-	DNP	-	-	0-1	
BONADIES, Matt	0-1	1	-	-	-	-	-	-	0-1	-	-	-	-	-	
SMITH, Jevontey	0-1	1	-	DNP	DNP	-	-	-	-	-	-	0-1	DNP	DNP	
LEE, Ty	0-1	1	-	-	-	-	-	-	-	-	-	0-1	-	-	
ANDREWS, Dennis	1-0	1	-	-	-	-	-	-	-	-	-	-	1-0	-	
JAMES, Richie	1-0	1	-	-	-	-	-	-	-	-	1-0	-	-	-	

### GAME-BY-GAME SACKS

PLAYER	TOTAL	AAMU	VU	BG	LT	UNT	WKU	MIZZ	FIU	UTSA	MU	CHA	FAU	Hawaii
RHODES, Steven DE	4.5	-	-	-	0.5-4	1.0-5	-	1.0-3	-	-	-	2.0-17	-	
FELTON, Raynard DT	2.5	-	0.5-5	-	-	1.0-10	1.0-6	-	-	-	-	-	-	
MELTON, Chris LB	2.5	-	-	-	0.5-3	1.0-1	-	-	-	-	-	-	1.0-8	
HUFF, Shaquille DT	2.0	-	1.0-4	1.0-4	-	-	-	-	-	-	-	-	-	
SANDERS, DJ LB	2.0	-	-	1.0-2	-	-	-	-	1.0-5	-	-	-	-	
LIGGINS, D. DE	2.0	2.0-7	-	-	-	-	-	-	-	-	-	-	-	
HAWKINS, Malik LB	1.5	0.5-2	-	-	DNP	DNP	1.0-2	-	-	-	-	-	-	
MANCIEL, Malik DT	1.0	-	-	-	-	-	DNP	-	1.0-7	-	-	-	-	
HEARD, D. CB	1.0	-	-	-	-	1.0-10	-	-	DNP	DNP	DNP	DNP	DNP	
HARGES, Myles LB	1.0	1.0-1	-	DNP	DNP	DNP	-	-	-	-	-	-	-	
HALE, Chris DE	1.0	-	DNP	DNP	-	-	-	-	-	-	-	-	1.0-11	
BROOKS, Khalil LB	0.5	0.5-3	-	-	-	-	-	-	-	-	-	-	-	
HARRIS, Darius LB	0.5	-	0.5-4	-	-	-	-	-	-	-	-	-	-	



# SCORING DRIVES

## MIDDLE TENNESSEE SCORING DRIVES

OPPONENT	NO OF PLAYS	TOTAL YARDS	DRIVE TIME	SCORE TYPE	SCORE TIME/QTR	DRIVE START	SCORING PLAY
AAMU	5	61	1:18	TD	13:42/1st	M39	Mathers 32 run
AAMU	6	73	1:56	TD	9:12/1st	M27	Anderson 24 rec
AAMU	9	65	3:51	TD	4:27/1st	M35	Frazier 13 rec
AAMU	3	62	1:08	TD	1:54/1st	M38	Smith 42 rec
AAMU	9	80	2:38	TD	12:47/2nd	M20	James 6 rec
AAMU	7	63	1:56	TD	9:31/2nd	M37	Andrews 7 rec
AAMU	14	55	6:40	FG	1:50/2nd	M37	Rooker 25 FG
AAMU	5	68	2:02	TD	14:20/4th	M32	Brown 16 rec
AAMU	9	25	4:34	FG	8:30/4th	M46	Rooker 46 FG
Vanderbilt	10	45	2:53	FG	8:16/1st	M33	Rooker 39 FG
Vanderbilt	11	79	3:22	TD	2:41/1st	M21	James 1 rec
Vanderbilt	3	7	.50	TD	5:04/2nd	V7	Lee 5 rec
Vanderbilt	8	62	2:30	TD	1:54/3rd	M38	Smith 4 rec
Bowling Green	3	10	.33	TD	10:50/1st	B10	Lee 6 rec
Bowling Green	5	73	1:45	TD	2:03/1st	M27	Mathers 53 run
Bowling Green	9	80	3:04	TD	1:42/2nd	M20	James 16 rec
Bowling Green	3	46	.25	TD	.30/2nd	B46	Mathers 4 run
Bowling Green	1	78	.12	TD	14:41/3rd	M22	Mathers 78 rec
Bowling Green	6	26	1:12	TD	4:01/4th	B26	Mathers 5 run
LA Tech	5	85	1:54	TD	1:34/1st	M15	Mathers 38 run
LA Tech	5	75	1:35	TD	7:40/3rd	M25	Mathers 37 rec
LA Tech	12	67	4:59	FG	1:30/3rd	M17	Rooker 33 FG
LA Tech	9	86	2:33	TD	11:11/4th	M14	Mathers 7 run
LA Tech	7	58	2:35	TD	6:58/4th	M42	Mathers 3 run
LA Tech	5	75	1:20	TD	2:36/4th	M25	Lee 23 rec
North Texas	16	80	6:22	FG	12:58/2nd	M8	Rooker 25 FG
North Texas	8	25	1:54	FG	9:24/2nd	N42	Rooker 34 FG
North Texas	10	84	3:49	TD	.36/2nd	M11	Andrews 11 rec
North Texas	12	91	4:48	TD	3:14/3rd	M9	Lee 9 rec
North Texas	8	54	2:36	FG	14:05/4th	M27	Rooker 36 FG
North Texas	1	46	.11	TD	1:46/4th	N46	Mathers 46 run
WKU	8	54	3:28	FG	6:24/1st	M27	Rooker 36 FG
WKU	10	75	4:01	TD	13:28/2nd	M25	Mathers 2 run
WKU	11	51	3:53	FG	4:17/2nd	M25	Rooker 41 FG
WKU	6	75	1:15	TD	.31/2nd	M25	James 28 rec
WKU	12	96	4:48	TD	14:13/4th	M4	James 38 rec
WKU	9	60	4:11	FG	3:48/4th	M32	Rooker 25 FG
WKU	3	25	.00	TD	.00/OT1	W25	Mathers 3 run
WKU	6	25	.00	TD	.00/OT2	W25	Andrews 5 rec
Missouri	5	84	1:55	TD	11:00/1st	M16	Andrews 15 rec
Missouri	4	4	1:34	FG	7:57/1st	M226	Rooker 39 FG
Missouri	10	64	2:45	FG	2:43/1st	M25	Rooker 28 FG
Missouri	2	75	.27	TD	12:20/2nd	M25	Mathers 71 run
Missouri	8	80	3:13	TD	6:59/2nd	M20	James 56 rec
Missouri	1	7	.08	TD	1:32/2nd	M27	James 7 run
Missouri	9	75	2:10	TD	11:17/3rd	M25	Mathers 4 rec
Missouri	5	72	2:27	FG	6:17/4th	M40	Rooker 21 FG
FIU	5	75	1:19	TD	13:41/1st	M25	Lee 26 rec
FIU	3	74	.42	TD	11:04/1st	M26	Lee 19 rec
FIU	4	60	.53	TD	9:09/1st	M40	Mathers 9 run
FIU	6	43	2:45	TD	3:53/2nd	F43	James 15 rec
FIU	3	75	.47	TD	11:58/4th	M25	James 52 rec
FIU				TD	1:22/4th		Sanders 48 Int
UTSA	5	75	1:25	TD	8:47/1st	M25	Andrews 16 rec
UTSA	7	62	1:27	FG	.00/2nd	M25	Rooker 30 FG
UTSA	5	80	1:16	TD	11:37/3rd	M20	James 53 rec
UTSA	9	83	3:20	TD	7:11/4th	M17	West 1 run
Marshall	5	26	1:50	FG	6:33/1st	MU47	Rooker 38 FG
Marshall	8	79	4:15	TD	.25/1st	M21	Andrews 7 rec
Marshall	15	75	6:21	TD	2:56/2nd	M25	Mathers 1 run
Charlotte	9	75	3:40	TD	11:20/1st	M25	Lee 5 rec
Charlotte	8	76	3:22	TD	6:32/1st	M24	James 7 rec
Charlotte	7	80	2:25	TD	8:39/2nd	M20	Smith 6 rec
Charlotte	5	44	.36	FG	.18/2nd	M32	Rooker 41 FG
Charlotte	7	78	2:48	TD	4:12/3rd	M22	Smith 14 rec
Charlotte	4	77	1:02	TD	1:12/4th	M23	Lee 61 run
FAU	5	75	1:27	TD	9:55/1st	M25	James 49 rec
FAU	7	77	2:27	TD	5:20/1st	M23	James 16 run
FAU	5	90	1:58	TD	1:13/1st	M10	Mathers 44 run
FAU	4	71	1:10	TD	13:39/2nd	M29	James11 run
FAU	7	73	2:54	TD	6:06/2nd	M27	Andrews 11 run
FAU	3	59	1:02	TD	.41/2nd	M41	Mathers 18 run
FAU	12	92	4:28	TD	9:17/3rd	M08	Andrews 5 run
FAU	6	75	1:43	TD	10:30/4th	M25	Mathers 8 run
FAU	1	3	.04	TD	9:28/4th	F3	James 3 run
FAU	5	75	1:48	TD	5:52/4th	M25	Andrews 1 run
FAU				TD	5:40/4th		Sanders 20 INT

## OPPONENT SCORING DRIVES

OPPONENT	NO OF PLAYS	TOTAL YARDS	DRIVE TIME	SCORE TYPE	SCORE TIME/QTR	DRIVE START	SCORING PLAY
Vanderbilt	4	-1	1:18	FG	11:15/1st	M13	Openshaw 32 FG
Vanderbilt				Safety	7:15/1st		
Vanderbilt	6	30	2:37	TD	14:57/2nd	M30	Blasingame 3 run
Vanderbilt	3	7	.50	TD	10:42/2nd	M7	Webb 1 run
Vanderbilt	7	75	3:18	TD	1:46/2nd	V25	Webb 3 run
Vanderbilt	7	63	1:00	TD	.19/2nd	V37	Lipscomb 16 rec
Vanderbilt	4	54	1:48	TD	11:33/4th	V46	Blasingame 1 run
Vanderbilt	6	40	2:57	TD	2:32/4th	M40	Rivers 3 run
Bowling Green	4	21	.56	TD	8:17/1st	M21	Cleveland 1 run
Bowling Green	9	84	2:50	TD	3:56/1st	B16	Wilson 4 run
Bowling Green	1	1	.04	TD	13:14/2nd	M1	Wilson 1 run
LA Tech	2	92	.47	TD	14:54/1st	L8	Henderson 70 rec
LA Tech	18	79	6:03	FG	10:31/2nd	L18	Barnes 20 FG
LA Tech	12	63	4:41	FG	3:00/2nd	L5	Barnes 49 FG
LA Tech	6	61	.53	TD	.20/2nd	L39	Taylor 17 rec
LA Tech	11	80	5:45	TD	9:15/3rd	L20	Taylor 9 rec
LA Tech	8	82	3:02	TD	3:56/4th	L18	McKnight 1 run
North Texas	17	87	7:39	TD	7:21/1st	N13	Wilson 1 run
North Texas	10	51	2:20	TD	1:57/4th	N49	Smith 5 rec
WKU	7	51	3:55	FG	2:29/1st	W25	Simcox 42 FG
WKU	12	60	5:18	TD	8:10/2nd	W40	Wales 1 run
WKU	6	72	2:31	TD	1:46/2nd	W28	Taylor 45 rec
WKU	4	32	.31	FG	.00/2nd	W33	Simcox 52 FG
WKU	9	86	3:32	TD	10:02/3rd	W14	Johnson 4 rec
WKU	10	77	1:26	FG	.05/4th	W22	Simcox 18 FG
WKU	1	25	.00	TD	.00/OT1	M25	Wales 25 run
WKU	6	25	.00	TD	.00/OT2	M25	Wales 1 run
Missouri	9	79	2:24	TD	5:28/1st	M221	Crockett 4 run
Missouri	9	75	1:49	TD	.54/1st	M225	Blanton 15 rec
Missouri	8	53	2:13	TD	12:47/2nd	M247	Crockett 4 run
Missouri	9	72	2:51	TD	4:02/2nd	M228	Crockett 2 run
Missouri	5	61	1:03	TD	13:27/3rd	M239	Crockett 21 run
Missouri	13	66	4:15	FG	14:14/4th	M230	McCann 21 FG
Missouri	10	75	1:47	TD	8:44/4th	M225	Wingo 17 rec
FIU	5	73	2:11	TD	6:58/1st	F27	Smith 27 rec
FIU	9	52	4:24	TD	1:42/1st	F48	Owens 10 rec
FIU	8	75	3:18	TD	.35/2nd	F25	McGough 7 run
FIU	12	78	5:51	TD	12:45/4th	F22	Owens 24 rec
FIU	13	81	6:15	TD	5:43/4th	F19	Jones 1 run
UTSA	11	66	4:48	TD	10:12/1st	U34	Williams 6 run
UTSA	5	43	2:30	TD	2:14/1st	M43	Rhodes 26 run
UTSA	15	70	6:55	TD	6:13/2nd	U30	Williams 2 run
UTSA	9	40	3:59	TD	1:27/2nd	M40	Stewart 16 rec
UTSA	2	39	.42	TD	10:55/3rd	M39	Williams 22 run
UTSA	7	49	3:10	TD	.52/3rd	M49	Sturm 1 run
UTSA	6	16	3:01	FG	4:10/4th	M37	Falcon 38 FG
Marshall	4	39	1:12	TD	12:36/1st	M39	Foster 3 run
Marshall	14	80	6:08	TD	9:17/2nd	MU20	Hunt 25 rec
Marshall	9	74	3:47	TD	11:13/3rd	MU26	Hunt 28 rec
Marshall	3	35	1:17	TD	13:23/4th	M35	Anderson 15 run
Marshall	3	31	1:00	TD	12:03/4th	M31	Knight 9 rec
Marshall	9	49	5:03	TD	6:24/4th	M49	Foster 22 rec
Charlotte	7	38	1:56	TD	13:12/2nd	M38	Klugh 16 run
Charlotte	11	55	3:45	TD	11:15/3rd	C45	Klugh 4 run
Charlotte	9	54	3:53	FG	.19/3rd	C25	Brewer 38 FG
Charlotte	12	61	3:51	TD	8:18/3rd	C39	Klugh 2 run
Charlotte	1	8	.06	TD	4:53/4th	M08	Kofa 8 rec
FAU	8	85	2:37	TD	11:42/1st	F15	Terry 13 rec
FAU	10	64	4:39	TD	9:00/2nd	F36	Singletary 9 run
FAU	11	75	4:23	TD	1:43/2nd	F25	Howell 2 run
FAU	5	72	1:40	TD	7:37/3rd	F28	Howell 30 run
FAU	5	62	1:13	TD	5:07/3rd	F38	Driskell 4 run
FAU	13	60	4:59	TD	12:13/4th	F40	Bussey 10 rec
FAU	5	61	1:48	TD	7:40/4th	F39	Singletary 1 run
FAU	10	52	3:04	TD	.03/4th	F48	Warren 1 run

## MISCELLANEOUS STATISTICS

### MIDDLE TENNESSEE LONG PLAYS (30 or more yds)

Yards	Type	Player(s)	Opponent
*78	Pass	MATHERS, I. from STOCKSTILL, B.	Bowling Green
*71	Rush	MATHERS, I.	Missouri
63	Rush	STOCKSTILL, B.	Missouri
*61	Rush	LEE, Ty	Charlotte
58	INT	MINTER, Michael	FAU
*56	Pass	JAMES, Richie from STOCKSTILL, B.	Missouri
*53	Pass	JAMES, Richie from URZUA, John	UTSA
*53	Rush	MATHERS, I.	Bowling Green
*52	Pass	JAMES, Richie from STOCKSTILL, B.	FIU
49	Pass	JAMES, Richie from STOCKSTILL, B.	Missouri
*49	Pass	JAMES, Richie from URZUA, John	FAU
48	Pass	MATHERS, I. from STOCKSTILL, B.	UTSA
48	Rush	MATHERS, I.	FAU
*48	INT	SANDERS, DJ	FIU
48	Pass	JAMES, Richie from URZUA, John	Marshall
*46	Rush	MATHERS, I.	North Texas
45	Pass	JAMES, Richie from URZUA, John	Charlotte
*44	Rush	MATHERS, I.	FAU
43	Rush	MATHERS, I.	FAU
43	Pass	BLAIR, Ricky from URZUA, John	Alabama A&M
*42	Pass	SMITH, Patrick from STOCKSTILL, B.	Alabama A&M
41	Pass	JAMES, Richie from STOCKSTILL, B.	North Texas
41	Rush	MATHERS, I.	WKU
40	Pass	JAMES, Richie from STOCKSTILL, B.	FIU
*38	Pass	JAMES, Richie from STOCKSTILL, B.	WKU
38	Pass	BROWN, Tyshawn from ANDREWS, Dennis	FAU
38	KR	ANDERSON, D.	FAU
*38	Rush	MATHERS, I.	LATECH
*37	Pass	MATHERS, I. from STOCKSTILL, B.	LATECH
36	Rush	JAMES, Richie	Charlotte
36	Pass	JAMES, Richie from STOCKSTILL, B.	LATECH
35	Pass	JAMES, Richie from STOCKSTILL, B.	North Texas
35	Pass	JAMES, Richie from ANDREWS, Dennis	FAU
34	Pass	JAMES, Richie from MATHERS, I.	FAU
34	Pass	ANDREWS, Dennis from STOCKSTILL, B.	Bowling Green
33	Rush	JAMES, Richie	FAU
33	Pass	JAMES, Richie from STOCKSTILL, B.	LATECH
33	KR	ANDERSON, D.	Vanderbilt
*32	Rush	MATHERS, I.	Alabama A&M
30	Pass	LEE, Ty from URZUA, John	Charlotte

\* touchdown scored on play

### GAME-OPENING DRIVES

OPPONENT	MIDDLE TENNESSEE				OPPONENTS			
	PTS	1ST DNS	YDS	RES	PTS	1ST DNS	YDS	RES
Alabama A&M	7	3	61	TD	0	2	26	Punt
Vanderbilt	0	2	43	Fumble	3	0	-1	FG
Bowling Green	0	0	8	Punt	0	1	6	Punt
LA Tech	0	0	13	Punt	7	1	92	TD
North Texas	0	1	12	Punt	7	6	87	TD
WKU	3	3	54	FG	0	2	48	Downs
Missouri	7	3	84	TD	0	1	35	Punt
FIU	7	4	75	TD	0	0	8	Punt
UTSA	7	2	75	TD	7	3	66	TD
Marshall	0	1	14	INT	7	2	39	TD
Charlotte	7	4	75	TD	0	0	8	Punt
FAU	0	0	3	Punt	7	4	85	TD
Hawaii								

### SECOND HALF-OPENING DRIVES

OPPONENT	MIDDLE TENNESSEE				OPPONENTS			
	PTS	1ST DNS	YDS	RES	PTS	1ST DNS	YDS	RES
Alabama A&M	0	2	36	Punt	0	0	4	Punt
Vanderbilt	0	1	15	MFG	0	1	7	Fumble
Bowling Green	7	1	78	TD	0	2	57	Downs
LA Tech	7	3	75	TD	7	5	80	TD
North Texas	0	1	19	Punt	0	0	8	Punt
WKU	0	2	34	Punt	7	3	86	TD
Missouri	0	0	-5	Punt	7	3	61	TD
FIU	0	1	15	Punt	0	2	20	Punt
UTSA	0	0	11	INT	0	0	2	Punt
Marshall	0	1	37	Punt	7	3	74	TD
Charlotte	0	1	33	Downs	7	4	55	TD
FAU	7	5	92	TD	0	0	4	Punt
Hawaii								

### RED ZONE

Opponent Score	In RZ	Times	Times	Total	TDs	Rush	Pass	FGs	Failed to Score Inside RZ				
		Scored	Pts	TDs		TDs	Made	FGA	Downs	Int	Fumb	Half	Game
Alabama A&M	55-0	5	5	31	4	0	4	1	0	0	0	0	0
Vanderbilt	24-47	4	3	21	3	0	3	0	0	1	0	0	0
Bowling Green	41-21	5	4	27	4	2	2	0	1	0	0	0	0
LA Tech	38-34	3	3	17	2	2	0	1	0	0	0	0	0
North Texas	30-13	5	5	23	2	0	2	3	0	0	0	0	0
WKU	43-44	6	5	26	3	2	1	2	0	0	1	0	0
Missouri	51-45	6	6	34	4	1	3	2	0	0	0	0	0
FIU	42-35	3	3	21	3	1	2	0	0	0	0	0	0
UTSA	25-45	3	3	18	2	1	1	1	0	0	0	0	0
Marshall	17-42	2	2	14	2	1	1	0	0	0	0	0	0
Charlotte	38-31	4	4	28	4	0	4	0	0	0	0	0	0
FAU	77-56	8	8	56	8	8	0	0	0	0	0	0	0
Hawaii													
<b>Totals</b>		<b>54</b>	<b>51</b>	<b>316</b>	<b>41</b>	<b>18</b>	<b>23</b>	<b>10</b>	<b>1</b>	<b>1</b>	<b>1</b>	<b>0</b>	<b>0</b>
<b>51 of 54 (94.4%)</b>													



# 2016 SUPERLATIVES

## INDIVIDUAL GAME HIGHS

Rushes	28	MATHERS, I. at Missouri (Oct 22, 2016)
Yards Rushing	215	MATHERS, I. at Missouri (Oct 22, 2016)
TD Rushes	3	MATHERS, I. at Bowling Green (Sep 17, 2016)
		MATHERS, I. vs LATECH (Sep 24, 2016)
		JAMES, Richie vs FAU (Nov 26, 2016)
		MATHERS, I. vs FAU (Nov 26, 2016)
		ANDREWS, Dennis vs FAU (Nov 26, 2016)
Long Rush	71	MATHERS, I. at Missouri (Oct 22, 2016)
Pass attempts	65	STOCKSTILL, B. at Vanderbilt (Sep 10, 2016)
Pass completions	42	STOCKSTILL, B. vs WKU (Oct 15, 2016)
Yards Passing	434	STOCKSTILL, B. vs WKU (Oct 15, 2016)
TD Passes	5	STOCKSTILL, B. vs Alabama A&M (Sept 3, 2016)
Long Pass	78	STOCKSTILL, B. at Bowling Green (Sep 17, 2016)
Receptions	16	JAMES, Richie vs WKU (Oct 15, 2016)
Yards Receiving	223	JAMES, Richie vs WKU (Oct 15, 2016)
TD Receptions	2	JAMES, Richie vs WKU (Oct 15, 2016)
		ANDREWS, Dennis at Missouri (Oct 22, 2016)
		JAMES, Richie at FIU (Oct 29, 2016)
		LEE, Ty at FIU (Oct 29, 2016)
		SMITH, Patrick at Charlotte (Nov 19, 2016)
Long Reception	78	MATHERS, I. at Bowling Green (Sep 17, 2016)
Field Goals	3	ROOKER, Canon at North Texas (Oct 01, 2016)
		ROOKER, Canon vs WKU (Oct 15, 2016)
		ROOKER, Canon at Missouri (Oct 22, 2016)
Long Field Goal	46	ROOKER, Canon vs Alabama A&M (Sept 3, 2016)
Punts	8	BONADIES, Matt at Charlotte (Nov 19, 2016)
Punting Avg	44.4	BONADIES, Matt vs LATECH (Sep 24, 2016)
Long Punt	59	BONADIES, Matt at Bowling Green (Sep 17, 2016)
Punts inside 20	4	BONADIES, Matt at Bowling Green (Sep 17, 2016)
		BONADIES, Matt vs LATECH (Sep 24, 2016)
Long Punt Return	27	JAMES, Richie at FIU (Oct 29, 2016)
Long Kickoff Return	38	ANDERSON, D. vs FAU (Nov 26, 2016)
Tackles	18	DALE, Alex at Missouri (Oct 22, 2016)
Sacks	2.0	LIGGINS, D. vs Alabama A&M (Sept 3, 2016)
		RHODES, Steven at Charlotte (Nov 19, 2016)
Tackles For Loss	2.0	LIGGINS, D. vs Alabama A&M (Sept 3, 2016)
		MCBRIDE, Jimal at Vanderbilt (Sep 10, 2016)
		SANDERS, DJ at Bowling Green (Sep 17, 2016)
		HUFF, Shaquille at Bowling Green (Sep 17, 2016)
		RHODES, Steven at North Texas (Oct 01, 2016)
		FELTON, Raynard vs WKU (Oct 15, 2016)
		RHODES, Steven at Charlotte (Nov 19, 2016)
		CUTRER, Jeremy vs FAU (Nov 26, 2016)
Interceptions	2	CUTRER, Jeremy vs FAU (Nov 26, 2016)

## TEAM GAME HIGHS

Rushes	57	vs FAU (Nov 26, 2016)
Yards Rushing	495	vs FAU (Nov 26, 2016)
Yards Per Rush	8.7	vs FAU (Nov 26, 2016)
TD Rushes	9	vs FAU (Nov 26, 2016)
Pass attempts	65	at Vanderbilt (Sep 10, 2016)
Pass completions	42	vs WKU (Oct 15, 2016)
Yards Passing	435	vs Alabama A&M (Sept 3, 2016)
Yards Per Pass	16.4	vs FAU (Nov 26, 2016)
TD Passes	6	vs Alabama A&M (Sept 3, 2016)
Total Plays	93	vs Alabama A&M (Sept 3, 2016)
Total Offense	757	vs FAU (Nov 26, 2016)
Yards Per Play	10.4	vs FAU (Nov 26, 2016)
Points	77	vs FAU (Nov 26, 2016)
Sacks By	4	vs Alabama A&M (Sept 3, 2016)
		at North Texas (Oct 01, 2016)
First Downs	35	vs Alabama A&M (Sept 3, 2016)
Penalties	9	vs Alabama A&M (Sept 3, 2016)
		at Vanderbilt (Sep 10, 2016)
		at North Texas (Oct 01, 2016)
		at Missouri (Oct 22, 2016)
Penalty Yards	92	at Vanderbilt (Sep 10, 2016)
Turnovers	4	vs UTSA (Nov 5, 2016)
		at Marshall (Nov 12, 2016)
Interceptions By	4	vs FAU (Nov 26, 2016)
Punts	8	at Charlotte (Nov 19, 2016)
Punting Avg	44.4	vs LATECH (Sep 24, 2016)
Long Punt	59	at Bowling Green (Sep 17, 2016)
Punts inside 20	4	at Bowling Green (Sep 17, 2016)
		vs LATECH (Sep 24, 2016)
Long Punt Return	27	at FIU (Oct 29, 2016)

## OPPONENT INDIVIDUAL GAME HIGHS

Rushes	29	Ralph Webb, at Vanderbilt (Sep 10, 2016)
		Crockett, D. at Missouri (Oct 22, 2016)
		SINGLETARY, D. vs FAU (Nov 26, 2016)
Yards Rushing	235	SINGLETARY, D. vs FAU (Nov 26, 2016)
TD Rushes	4	Crockett, D. at Missouri (Oct 22, 2016)
Long Rush	50	SINGLETARY, D. vs FAU (Nov 26, 2016)
Pass attempts	59	HIGGINS, Ryan, vs LATECH (Sep 24, 2016)
Pass completions	36	HIGGINS, Ryan, vs LATECH (Sep 24, 2016)
Yards Passing	504	HIGGINS, Ryan, vs LATECH (Sep 24, 2016)
TD Passes	4	LITTON, Chase, at Marshall (Nov 12, 2016)
Long Pass	70	HIGGINS, Ryan, vs LATECH (Sep 24, 2016)
Receptions	17	TAYLOR, Trent, vs LATECH (Sep 24, 2016)
Yards Receiving	210	TAYLOR, Trent, vs LATECH (Sep 24, 2016)
TD Receptions	2	TAYLOR, Trent, vs LATECH (Sep 24, 2016)
		OWENS, Thomas, at FIU (Oct 29, 2016)
		HUNT, Justin, at Marshall (Nov 12, 2016)
Long Reception	70	HENDERSON, C., vs LATECH (Sep 24, 2016)
Field Goals	3	SIMCOX, Skyler, vs WKU (Oct 15, 2016)
Long Field Goal	52	SIMCOX, Skyler, vs WKU (Oct 15, 2016)
Punts	13	Nick Carden, vs Alabama A&M (Sept 3, 2016)
Punting Avg	51.6	KEENA, Eric, at North Texas (Oct 01, 2016)
Long Punt	68	KEENA, Eric, at North Texas (Oct 01, 2016)
Punts inside 20	4	KEENA, Eric, at North Texas (Oct 01, 2016)
Long Punt Return	18	OWENS, Thomas, at FIU (Oct 29, 2016)
Long Kickoff Return	63	WHYTE, Kerrith, vs FAU (Nov 26, 2016)
Tackles	13	BROWN, Keith, vs WKU (Oct 15, 2016)
		NEELY, Corey, at Marshall (Nov 12, 2016)
Sacks	2.0	Bass, vs UTSA (Nov 5, 2016)
Tackles For Loss	2.0	Aljah Jordan, vs Alabama A&M (Sept 3, 2016)
		FERGUSON, J., vs LATECH (Sep 24, 2016)
		Bass, vs UTSA (Nov 5, 2016)
		LUCAS, Daquan, at Charlotte (Nov 19, 2016)
Interceptions	1	Devonte Simon, vs Alabama A&M (Sept 3, 2016)
		Mike Mills, vs Alabama A&M (Sept 3, 2016)
		Oren Burks, at Vanderbilt (Sep 10, 2016)
		MACK, Alfonso, at Bowling Green (Sep 17, 2016)
		MCCLAIN, K., at North Texas (Oct 01, 2016)
		BROWN, Keith, vs WKU (Oct 15, 2016)
		Egwuagu, vs UTSA (Nov 5, 2016)
		Davis, vs UTSA (Nov 5, 2016)
		Moore, vs UTSA (Nov 5, 2016)
		NEELY, Corey, at Marshall (Nov 12, 2016)
		RICHARDSON, T., at Marshall (Nov 12, 2016)
		COOK, Nick, at Charlotte (Nov 19, 2016)
		LUCAS, Daquan, at Charlotte (Nov 19, 2016)

## OPPONENT TEAM GAME HIGHS

Rushes	64	at Missouri (Oct 22, 2016)
Yards Rushing	348	at Missouri (Oct 22, 2016)
Yards Per Rush	5.6	vs FAU (Nov 26, 2016)
TD Rushes	6	vs FAU (Nov 26, 2016)
Pass attempts	59	vs LATECH (Sep 24, 2016)
Pass completions	36	vs LATECH (Sep 24, 2016)
Yards Passing	504	vs LATECH (Sep 24, 2016)
Yards Per Pass	9.8	vs WKU (Oct 15, 2016)
TD Passes	4	at Marshall (Nov 12, 2016)
Total Plays	104	at Missouri (Oct 22, 2016)
Total Offense	629	at Missouri (Oct 22, 2016)
Yards Per Play	6.8	vs WKU (Oct 15, 2016)
Points	56	vs FAU (Nov 26, 2016)
Sacks By	5	vs UTSA (Nov 5, 2016)
First Downs	36	at Missouri (Oct 22, 2016)
Penalties	13	at Missouri (Oct 22, 2016)
Penalty Yards	114	at Missouri (Oct 22, 2016)
Turnovers	4	at Bowling Green (Sep 17, 2016)
		vs FAU (Nov 26, 2016)
Interceptions By	3	vs UTSA (Nov 5, 2016)
Punts	13	vs Alabama A&M (Sept 3, 2016)
Punting Avg	51.6	at North Texas (Oct 01, 2016)
Long Punt	68	at North Texas (Oct 01, 2016)
Punts inside 20	4	at North Texas (Oct 01, 2016)
Long Punt Return	18	at FIU (Oct 29, 2016)

## THE LAST TIME ...

### MIDDLE TENNESSEE

**SHUT OUT AN OPPONENT:** September 3, 2016, vs Alabama A&M. Score: 55-0  
**HAD AN OFFENSIVE DRIVE OF 90 OR MORE YARDS:** November 26, 2016 vs FAU (92 yards, TD)  
**RUSHED FOR MORE THAN 300 YARDS:** November 26, 2016, vs FAU (495 yards)  
**RUSHED FOR MORE THAN 400 YARDS:** November 26, 2016, vs FAU (495 yards)  
**PASSED FOR MORE THAN 300 YARDS:** October 29, 2016, vs FIU (332 yards)  
**HAD MORE THAN 500 YARDS TOTAL OFFENSE:** November 26, 2016, vs FAU (757 yards)  
**HAD MORE THAN 600 YARDS TOTAL OFFENSE:** November 26, 2016, vs FAU (757 yards)  
**SCORED MORE THAN 50 POINTS:** November 26, 2016, vs FAU (77 points)  
**SCORED ON ITS FIRST PLAY FROM SCRIMMAGE:** August 29, 2013 vs Western Carolina (Jordan Parker 65-yard run)  
**FAILED TO HAVE AT LEAST 150 YARDS OF TOTAL OFFENSE:** September 15, 2007 vs LSU (90 yards)  
**FAILED TO RUSH FOR MORE THAN 100 YARDS:** November 12, 2016 vs Marshall (25 carries, 63 yards)  
**FAILED TO PASS FOR MORE THAN 100 YARDS:** November 29, 2014 vs UTEP (99 yards)  
**HELD AN OPPONENT TO LESS THAN 100 YARDS RUSHING:** October 1, 2016, vs North Texas (5 yards)  
**HELD AN OPPONENT TO LESS THAN 100 YARDS PASSING:** September 3, 2016, vs Alabama A&M (54 yards)  
**HELD AN OPPONENT TO LESS THAN 200 YARDS TOTAL OFFENSE:** September 3, 2016, vs Alabama A&M (146 yards)  
**HELD AN OPPONENT TO LESS THAN 300 YARDS TOTAL OFFENSE:** September 3, 2016, vs Alabama A&M (146 yards)  
**RETURNED A KICKOFF FOR A TOUCHDOWN:** November 1, 2012 vs WKU (Reggie Whatley - 96 yards)  
**RETURNED OPENING KICKOFF FOR A TOUCHDOWN:** October 6, 2006 vs Louisville (Damon Nickson - 88 yards)  
**RETURNED A PUNT FOR A TOUCHDOWN:** September 26, 2014 vs ODU (Kevin Byard - 76 yards)  
**RETURNED A BLOCKED PUNT FOR A TOUCHDOWN:** October 24, 2013 vs Marshall (Chris Brown - 3 yards)  
**BLOCKED AN OPPONENT PUNT:** September 10, 2016 vs Vanderbilt (Malik Mancel)  
**BLOCKED A FIELD GOAL:** November 19, 2016 vs Charlotte (DJ Sanders)  
**RETURNED BLOCKED FIELD GOAL FOR A TOUCHDOWN:** September 5, 2015 vs Jackson State (Jamarcus Howard - 63 yards)  
**RETURNED A PASS INTERCEPTION FOR A TOUCHDOWN:** Nov. 26, 2016, vs FAU (DJ Sanders - 20 yards)  
**RETURNED A FUMBLE FOR A TOUCHDOWN:** August 30, 2014 vs Savannah State (Trey Wafford - 20 yards)  
**SCORED A SAFETY:** September 26, 2015, vs Illinois  
**SCORED A 2-POINT CONVERSION:** November 5, 2016 vs UTSA (CJ Windham pass from John Urzua)  
**SCORED A TD ON OFFENSE, DEFENSE AND SPECIAL TEAMS:** August 30, 2014 vs Savannah State  
**SCORED ON GAMES FINAL PLAY FOR WIN:** October 24, 2013 vs Marshall (9-yard TD reception by Tavarres Jefferson 0:00 on clock) Final Score: MT 51, Marshall 49  
**PLAYER RUSHED FOR MORE THAN 100 YARDS:** November 26, 2016, FAU (I'Tavius Mathers - 213; Richie James - 207)  
**TWO PLAYERS RUSHED FOR MORE THAN 100 YARDS:** November 26, 2016, FAU (I'Tavius Mathers - 213; Richie James - 207)  
**TWO PLAYERS RUSHED FOR MORE THAN 200 YARDS:** November 26, 2016, FAU (I'Tavius Mathers - 213; Richie James - 207)  
**PLAYER RUSHED FOR MORE THAN 200 YARDS:** November 26, 2016, FAU (I'Tavius Mathers - 213; Richie James - 207)  
**PLAYER HAD 100 OR MORE YARDS RECEIVING:** November 26, 2016, vs FAU (Richie James - 120 yards)  
**PLAYER HAD 100 YARDS RUSHING AND 100 YARDS RECEIVING:** November 26, 2016 vs FAU (Richie James - 207 rushing, 120 receiving)  
**PLAYER HAD 200 YARDS RUSHING AND 100 YARDS RECEIVING:** November 26, 2016 vs FAU (Richie James - 207 rushing, 120 receiving)  
**TWO PLAYERS HAD 100 OR MORE RECEIVING YARDS:** October 29, 2016, vs FIU (Richie James - 127 yards, Ty Lee - 100 yards)  
**HAD 300-YD PASSER, 100-YD RECEIVER, 100-YD RUSHER:** October 15, 2016 (Brent Stockstill 434 passing, Richie James 223 receiving, I'Tavius Mathers 143 rushing)  
**PLAYED AN OVERTIME GAME:** October 15, 2016 vs WKU (WKU 44, MT 43; 2 OT)

### OPPONENT

**MIDDLE TENNESSEE WAS SHUT OUT:** December 1, 2012 vs Arkansas State. Score: 45-0  
**RUSHED FOR MORE THAN 250 YARDS:** November 26, 2016 by FAU (299 yards)  
**RUSHED FOR MORE THAN 400 YARDS:** December 3, 2011, by North Texas (464 yards)  
**PASSED FOR MORE THAN 300 YARDS:** October 15, 2016, by WKU (391 yards)  
**PASSED FOR MORE THAN 400 YARDS:** September 24, 2016, by LA Tech (504 yards)  
**HAD MORE THAN 500 YARDS TOTAL OFFENSE:** November 26, 2016, by FAU (589 yards)  
**HAD MORE THAN 600 YARDS TOTAL OFFENSE:** October 22, 2016, by Missouri (629 yards)  
**HELD MT TO LESS THAN 100 YARDS OF TOTAL OFFENSE:** September 15, 2007 vs LSU (90 yards)  
**HELD MT TO LESS THAN 50 TOTAL RUSHING YARDS:** October 24, 2015, LA Tech (33 yards)  
**HELD MT TO LESS THAN 100 TOTAL PASSING YARDS:** November 29, 2014 vs UTEP (99 yards)  
**SCORED 50 POINTS:** November 26, 2016 by FAU: Score: 77-56  
**RETURNED A KICKOFF FOR A TOUCHDOWN:** September 19, 2015, by Charlotte (Uriah LeMay - 48 yards)  
**RETURNED A PUNT FOR A TOUCHDOWN:** September 27, 2013, by BYU (JD Falslev - 71 yards)  
**SCORED ON A KICKOFF AND PUNT RETURN IN SAME GAME:** September 5, 2009, by Clemson  
**RETURNED A BLOCKED PUNT FOR A TOUCHDOWN:** Sept. 26, 2015, Illinois (C. Fejedelem)  
**BLOCKED A PUNT:** September 26, 2015, Illinois (Caleb Day)  
**BLOCKED A FIELD GOAL:** October 12, 2013, by North Texas (Zach Orr)  
**BLOCKED A PAT:** October 15, 2016 by WKU  
**RETURNED A PASS INTERCEPTION FOR A TOUCHDOWN:** November 15, 2014, by FIU (Davison Colimon - 79 yards)  
**RETURNED A FUMBLE FOR A TOUCHDOWN:** September 20, 2014, vs Memphis (Bobby McCain - 59 yards)  
**SCORED A SAFETY:** September 10, 2016 by Vanderbilt  
**SCORED A TWO-POINT CONVERSION:** November 19, 2016 (Charlotte)  
**PLAYER RUSHED FOR 100 YARDS:** November 26, 2016, FAU (D. Singletary - 235 yards)  
**HAD OVER 130 YARDS IN PUNT RETURNS:** September 5, 2009, by Clemson (5-135 yards)



# 2016 PARTICIPATION

## 2016 PARTICIPATION CHART

No.	Name	GP/GS	AAMU	VU	BG	LT	UNT	WKU	MIZZ	FIU	UTSA	MU	CHA	FAU	Hawaii
91	AKINS, Justin	12/-	XXX	XXX	XXX	XXX	XXX	XXX	XXX	XXX	XXX	XXX	XXX	XXX	
25	ANDERSON, D.	9/1	XXX	START	XXX	XXX	XXX	XXX	XXX	...	...	...	XXX	XXX	
20	ANDREWS, Dennis	12/9	XXX	XXX	START	START	START	START	START	XXX	START	START	START	START	
74	BEHANAN, Robert	12/2	XXX	XXX	XXX	XXX	XXX	XXX	XXX	XXX	XXX	XXX	START	START	
87	BLAIR, Ricky	3/-	XXX	...	XXX	XXX	...	...	...	...	...	...	...	...	
9A	BONADIES, Matt	12/-	XXX	XXX	XXX	XXX	XXX	XXX	XXX	XXX	XXX	XXX	XXX	XXX	
73	BREWER, C.	12/12	START	START	START	START	START	START	START	START	START	START	START	START	
16	BROOKS, Khalil	12/-	XXX	XXX	XXX	XXX	XXX	XXX	XXX	XXX	XXX	XXX	XXX	XXX	
23	BROWN, Chris	8/-	XXX	XXX	XXX	XXX	...	...	XXX	XXX	...	...	XXX	XXX	
21	BROWN, Justin	1/1	...	...	...	...	...	...	...	START	...	...	...	...	
34	BROWN, Tyshawn	11/-	XXX	XXX	XXX	...	XXX	XXX	XXX	XXX	XXX	XXX	XXX	XXX	
3A	CARDWELL, Jim	10/-	XXX	XXX	XXX	...	XXX	XXX	XXX	...	XXX	XXX	XXX	XXX	
63	CHESTER, Josh	12/12	START	START	START	START	START	START	START	START	START	START	START	START	
42	CLEMONS, Ty	3/-	...	...	...	...	...	...	XXX	...	XXX	XXX	...	...	
39	CRAIG, Dale	10/-	...	...	XXX	XXX	XXX	XXX	XXX	XXX	XXX	XXX	XXX	XXX	
8	CUTRER, Jeremy	12/10	START	START	START	START	START	START	XXX	XXX	START	START	START	START	
22	DALE, Alex	9/7	START	START	START	START	START	START	START	...	XXX	...	...	XXX	
86	DUCKSWORTH, R.	2/-	XXX	XXX	...	...	...	...	...	...	...	...	...	...	
53	EADS, William	12/-	XXX	XXX	XXX	XXX	XXX	XXX	XXX	XXX	XXX	XXX	XXX	XXX	
45	EVANS, Deontay	12/-	XXX	XXX	XXX	XXX	XXX	XXX	XXX	XXX	XXX	XXX	XXX	XXX	
97	FELTON, Raynard	12/4	XXX	XXX	XXX	START	START	START	XXX	START	XXX	XXX	XXX	XXX	
13	FRAZIER, D.	1/1	START	...	...	...	...	...	...	...	...	...	...	...	
27	GARNETT, Ruben	12/-	XXX	XXX	XXX	XXX	XXX	XXX	XXX	XXX	XXX	XXX	XXX	XXX	
59	HALE, Chris	10/9	START	...	...	XXX	START	START	START	START	START	START	START	START	
75	HAMILTON, Lucas	12/-	XXX	XXX	XXX	XXX	XXX	XXX	XXX	XXX	XXX	XXX	XXX	XXX	
33	HARGES, Myles	9/8	START	START	...	...	...	XXX	START	START	START	START	START	START	
30	HARRIS, Darius	12/6	START	START	START	START	START	START	XXX	XXX	XXX	XXX	XXX	XXX	
68	HARRIS, Luke	2/-	XXX	...	...	...	...	...	...	...	...	XXX	...	...	
38	HAWKINS, Malik	10/1	XXX	XXX	START	...	...	XXX	XXX	XXX	XXX	XXX	XXX	XXX	
28	HEARD, D.	7/-	XXX	XXX	XXX	XXX	XXX	XXX	XXX	...	...	...	...	...	
44	HERROD, J.	1/-	XXX	...	...	...	...	...	...	...	...	...	...	...	
51	HUFF, Shaquille	12/12	START	START	START	START	START	START	START	START	START	START	START	START	
3	JAMES, Richie	12/12	START	START	START	START	START	START	START	START	START	START	START	START	
55	JOHNSON, Carlos	9/8	START	START	START	XXX	START	START	START	START	START	...	...	...	
43	JONES, Jahmal	12/2	XXX	START	XXX	START	XXX	XXX	XXX	XXX	XXX	XXX	XXX	XXX	
2A	KELLEY, Robert	10/-	XXX	...	...	XXX	XXX	XXX	XXX	XXX	XXX	XXX	XXX	XXX	
24	LEE, Ty	12/10	START	START	START	START	XXX	START	START	START	START	XXX	START	START	
85	LIGGINS, D.	12/-	XXX	XXX	XXX	XXX	XXX	XXX	XXX	XXX	XXX	XXX	XXX	XXX	
48	LINDER, Max	12/2	XXX	XXX	XXX	XXX	START	XXX	XXX	XXX	XXX	START	XXX	XXX	
93	MANCIEL, Malik	11/-	XXX	XXX	XXX	XXX	XXX	...	XXX	XXX	XXX	XXX	XXX	XXX	
4	MATHERS, I.	12/11	START	START	START	START	START	START	START	XXX	START	START	START	START	
99	MCBRIDE, Jimal	11/8	START	START	START	...	XXX	XXX	START	XXX	START	START	START	START	
32	MELTON, Chris	12/9	XXX	XXX	XXX	START	START	START	START	START	START	START	START	START	
6	MINTER, Michael	12/12	START	START	START	START	START	START	START	START	START	START	START	START	
7	MOFFATT, J.	12/12	START	START	START	START	START	START	START	START	START	START	START	START	
95	PHILPOTS, Trae	8/-	XXX	...	XXX	...	XXX	...	...	XXX	XXX	XXX	XXX	XXX	
29	RANDOLPH, D.	12/5	XXX	XXX	XXX	XXX	XXX	XXX	XXX	START	START	START	START	START	
94	RENDER, Tyshun	12/-	XXX	XXX	XXX	XXX	XXX	XXX	XXX	XXX	XXX	XXX	XXX	XXX	
49	RHODES, Steven	12/12	START	START	START	START	START	START	START	START	START	START	START	START	
65	ROGERS, Hunter	11/1	XXX	XXX	...	XXX	XXX	XXX	XXX	XXX	XXX	START	XXX	XXX	
15	ROOKER, Canon	12/-	XXX	XXX	XXX	XXX	XXX	XXX	XXX	XXX	XXX	XXX	XXX	XXX	
57	ROTH, Jonathan	9/2	XXX	...	XXX	XXX	START	XXX	XXX	XXX	XXX	START	...	...	
31	SANDERS, DJ	12/12	START	START	START	START	START	START	START	START	START	START	START	START	
56	SHAKIR, M.	12/12	START	START	START	START	START	START	START	START	START	START	START	START	
18	SMITH, Jevontey	8/-	XXX	...	...	XXX	XXX	XXX	XXX	XXX	XXX	XXX	...	...	
37	SMITH, Patrick	12/10	START	START	START	START	XXX	START	START	START	START	XXX	START	START	
83	SMITH, Sean	9/-	XXX	...	XXX	XXX	XXX	XXX	XXX	...	XXX	...	XXX	XXX	
66	STEPHENS, D.	12/12	START	START	START	START	START	START	START	START	START	START	START	START	
12	STOCKSTILL, B.	9/9	START	START	START	START	START	START	START	START	START	...	...	...	
17	STRIBLING, K.	1/-	...	...	...	...	XXX	...	...	...	...	...	...	...	
26	THOMAS, Kamani	10/-	...	...	XXX	XXX	XXX	XXX	XXX	XXX	XXX	XXX	XXX	XXX	
70	TRENT, Conner	5/-	XXX	...	...	...	...	...	...	...	XXX	XXX	XXX	XXX	
9	UPTON, Isiah	10/-	XXX	...	XXX	XXX	XXX	XXX	XXX	XXX	XXX	XXX	...	XXX	
1A	URZUA, John	5/3	XXX	...	...	...	...	...	...	XXX	START	START	START	START	
47	WALKER, Tristan	12/-	XXX	XXX	XXX	XXX	XXX	XXX	XXX	XXX	XXX	XXX	XXX	XXX	
46	WALKER, Vernon	11/-	XXX	XXX	XXX	XXX	XXX	XXX	XXX	...	XXX	XXX	XXX	XXX	
2	WARD, C.	11/2	XXX	XXX	XXX	...	XXX	XXX	START	START	XXX	XXX	XXX	XXX	
35	WEST, Terelle	10/1	XXX	XXX	XXX	START	XXX	XXX	XXX	XXX	XXX	...	...	XXX	
41	WILSON, Azar	10/-	XXX	XXX	XXX	XXX	XXX	...	XXX	XXX	...	XXX	XXX	XXX	
81	WINDHAM, CJ	12/1	XXX	XXX	XXX	XXX	XXX	XXX	XXX	START	XXX	XXX	XXX	XXX	

## GAME HIGHS IN FBS ERA

Category	MT Individual Single-Game Highs		OPPONENT Individual Single-Game Highs	
<b>SCORING</b>				
Points	36	Hicks vs La. Tech, 10/7/00; P. Tanner vs UNT, 11/22/08	24	by 4 players. Most recent Jamauri Bogan, WMU, 2015
Touchdowns	6	Hicks vs La. Tech, 10/7/00; P. Tanner vs UNT, 11/22/08	4	by 4 players. Most recent Jamauri Bogan, WMU, 2015
Field Goals	3	by five players (last Canon Rooker vs Missouri, 2016)	4	by G. Schwettman, WKU, 9/13/14
Extra Points	10	Brian Kelly vs Idaho, 10/6/01; Cody Clark (twice)	17	by G. Schwettman, WKU, 9/13/14
<b>RUSHING</b>				
Attempts	37	Dwone Hicks vs Vanderbilt, 8/30/01	40	Lance Dunbar, North Texas, 12/3/11
Net Yards	311	Dwone Hicks vs La. Tech, 10/7/00	313	Lance Dunbar, North Texas, 12/3/11
Touchdowns	6	Dwone Hicks vs La. Tech, 10/7/00	4	by three players
<b>PASSING</b>				
Completions	42	Brent Stockstill vs WKU, 10/15/16	49	Brian Lindgren, Idaho, 10/6/01
Attempts	65	Brent Stockstill vs Vandy, 9/10/16	71	Brian Lindgren, Idaho, 10/6/01
Yards	459	Wes Counts vs Idaho, 10/6/01	637	Brian Lindgren, Idaho, 10/6/01
Touchdowns	6	Wes Counts vs Idaho, 10/6/01	5	Brian Lindgren, Idaho, 10/6/01
Interceptions	4	Dwight Dasher, three times	4	E. Jacobs, ASU, 11/20/03; J. Babb, ULL, 10/28/06
<b>TOTAL OFFENSE</b>				
Yards	471	Joe Craddock vs ULM, 11/3/07	657	Brian Lindgren, Idaho, 10/6/01
<b>RECEIVING</b>				
Receptions	16	Richie James vs WKU, 10/15/16	17	Trent Taylor, 9/24/16
Yards	223	Richie James vs WKU, 10/15/16	221	Chris Lacy, Idaho, 10/6/01
Touchdowns	3	K. Wright (twice), T. Calico (twice); E. Batties vs Charlotte, 2015	3	by four players
<b>DEFENSE</b>				
Tackles	18	M. Kelso vs Ariz., 9/11/99; Alex Dale vs Missouri, 10/22/16	16	Jesse Busta, USU, 11/30/02
Sacks	4	Jamari Lattimore vs Louisiana, 9/25/10	3	A. Dorisme, NMSU, 10/11/03; T. Kautai, BYU, 2014
Interceptions	4	Damon Nickson vs ULL, 10/28/06	2	by three players

## LONG PLAYS IN THE FBS (I-A) ERA

Category	MIDDLE TENNESSEE Long Plays		OPPONENT Long Plays	
RUSH	*98	Jordan Parker vs Troy, 11/24/12	*88	B. Wallace, USC, 11/18/06; V. Anderson, UL 10/18/08
PASS	*94	Joe Craddock vs ULM, 11/3/07	*81	Brian Brohm, UL, 9/6/07
RECEPTION	*94	Jonathan Grigsby vs ULM, 11/3/07	*81	Gary Barnidge, UL, 9/6/07
KICKOFF RETURN	*97	Eric Russell vs WKU, 11/20/10	*96	C.J. Spiller, Clemson, 9/5/2009
PUNT RETURN	*76	Kevin Byard vs ODU, 9/26/14	*80	Dennis Northcutt, Arizona, 11/11/99
INTERCEPTION RETURN	*89	Michael Woods vs NMSU, 10/11/03	*99	Maurice Holman, UNT, 9/10/05
PUNT	79	Colby Smith vs FIU, 8/31/06	81	Scott Arellano, BYU, 11/1/2014
FIELD GOAL	55	A. Gendreau vs Louisiana 9/25/10	53	Zach Olen, North Texas, 11/13/10
*Touchdown Plays				

## INDIVIDUAL CAREER-HIGHS

### 1 Shane Tucker

Most Rushing Attempts.....	25 vs FAU, 2015
Most Rushing Yds.....	103 vs USM, 2013; FAU, 2015
Most Rushing TDs.....	2 vs FIU USM, 2013; UTEP, 2014
Longest Run.....	48 vs FIU, 2013
Most Receptions.....	6 vs USM, 2014
Most Receiving Yards.....	78 vs USM, 2014
Longest Reception.....	52 vs WKU, 2014

### 2 Charvarius Ward

Most Tackles.....	5 vs UNT, Marshall, 2016
Most Solo Tackles.....	3 vs WKU, 2016
Most Tackles for Loss.....	TBD
Most Pass Breakups.....	1, three times
Most Interceptions.....	1 vs BG, UTSA, 2016
Forced Recovery.....	1 vs Bowling Green, 2016

### 3 Richie James

Most Pass Receptions.....	16 vs WKU, 2016
Most Yards Receiving.....	223 vs WKU, 2015
Longest Reception.....	69 vs FAU, 2015
Most TD Receptions.....	2, five times
Rushing Yards.....	207 vs FAU, 2016
Rushing Attempts.....	22 vs FAU, 2016
Rushing TDs.....	3 vs FAU, 2016

### 4 ITavious Mathers

Most Rushing Attempts.....	28 vs BG, 2016
Most Rushing Yds.....	215 vs Missouri, 2016
Most Rushing TDs.....	3, three times
Longest Run.....	71 vs Missouri, 2016
Most Receptions.....	8 vs Missouri, UTSA, 2016
Most Receiving Yards.....	103 vs BG, 2016
Longest Reception.....	53 vs BG, 2016

### 6 Mike Minter

Most Tackles.....	16 vs Marshall, 2015
Most Solo Tackles.....	13.0 vs Marshall, 2015
Most Tackles for Loss.....	2.0 vs UTSA, 2015
Most Pass Breakups.....	3 vs MU, 2015; LT, 2016
Quarterback Sacks.....	1 vs Vandy, 2015
Most Interceptions.....	1, three times
Forced Fumble.....	1 vs Vandy, 2015
Fumble Recovery.....	1 vs LA Tech, 2016

### 7 Jovante Moffatt

Most Tackles.....	10 vs Marshall, 2016
Most Solo Tackles.....	6 vs Vandy, 2016
Most Tackles for Loss.....	1.0 vs Vandy, 2016
Most Pass Breakups.....	1 vs WKU, FIU, MU, 2016
Most Interceptions.....	0
Forced Fumble.....	0

### 8 Jeremy Cutrer

Most Tackles.....	8 vs Alabama, 2015; UNT, 2016
Most Solo Tackles.....	6, four times
Most Tackles for Loss.....	2.0 vs FAU, 2016
Most Sacks.....	1.0 vs LA Tech, 2015
Most Pass Breakups.....	3, twice
Most Interceptions.....	2 vs CHA, 2015; FAU, 2016
Forced Fumbles.....	0
Fumble Recovery.....	1, twice
Blocks.....	1 vs JSU, 2015 (punt), vs Marshall (FG)

### 9 Isiah Upton

Most Pass Receptions.....	3 vs UNT, 2016
Most Yards Receiving.....	14 vs BG, 2016
Longest Reception.....	14 vs BG, 2016
Most TD Receptions.....	TBD

### 11 Peter Bailey

Most Tackles.....	1.5 vs JSU, 2015
Most Solo Tackles.....	1, three times, 2015
Most Tackles for Loss.....	0

Most Pass Breakups.....	0
Most Interceptions.....	0
Forced Fumbles.....	0
Fumble Recovery.....	0

### 12 Brent Stockstill

Most Pass Attempts.....	65 vs Vandy, 2016
Most Pass Completions.....	42 vs WKU, 2016
Most Passing Yards.....	434 vs WKU, 2016
Most TD Passes.....	5, twice
Longest Completion.....	76 vs Charlotte, 2015
Most Rushing Attempts.....	9, twice
Most Rushing Yards.....	81 vs Missouri, 2016
Most Rushing TDs.....	1 vs FIU, 2015
Longest Run.....	63 vs Missouri 2016

### 13 Demetrius Frazier

Most Pass Receptions.....	7 vs Memphis, 2014
Most Yards Receiving.....	96 vs Memphis, 2014
Longest Reception.....	33 vs SSU, 2014
Most TD Receptions.....	1, twice

### 15 Canon Rooker

Most Field Goals.....	3, three times
Longest FG.....	46 vs AAMU, 2016
Most Points.....	15 vs Missouri, 2016
Consecutive PATs.....	32 (current), 2016

### 16 Khalil Brooks

Most Tackles.....	5 vs FIU, Charlotte, FAU, 2016
Most Solo Tackles.....	4 vs FAU, 2016
Most Tackles for Loss.....	1.0 vs LT, 2016
Most QB Sacks.....	0.5 vs AAMU, 2016
Pass Breakups.....	2 vs Missouri, 2016
Forced Fumble.....	0

### 19 John Urzua

Most Pass Attempts.....	44 vs Charlotte, 2016
Most Pass Completions.....	26 vs Charlotte, 2016
Most Passing Yards.....	250 vs Charlotte, 2016
Most TD Passes.....	4 vs Charlotte, 2016
Longest Completion.....	53 vs UTSA, 2016

### 20 Dennis Andrews

Most Pass Receptions.....	5 vs Missouri, 2016
Most Yards Receiving.....	67 vs LT, 2016
Longest Reception.....	34 vs BG, 2016
Most TD Receptions.....	2 vs Missouri, 2016
Most Rushing Yards.....	50 vs FAU, 2016
Most Rushing TDs.....	3 vs FAU, 2016

### 22 Alex Dale

Most Tackles.....	18 vs Missouri, 2016
Most Solo Tackles.....	13 vs Missouri, 2016
Most Pass Breakups.....	2 vs USM, 2014
Quarterback Sacks.....	1 vs Charlotte, 2015
Forced Fumble.....	1, four times
Interceptions.....	1, twice

### 23 Chris Brown

Most Tackles.....	7 vs ODU, 2014
Most Solo Tackles.....	4 vs WKU, 2014
Most Pass Breakups.....	2 vs Marshall, 2013
Fumble Recovery.....	1 vs FAU, 2013

### 24 Ty Lee

Most Pass Receptions.....	8 vs WKU, 2016
Most Yards Receiving.....	100 vs FIU, 2016
Longest Reception.....	30 vs Charlotte, 2016
Most TD Receptions.....	2 vs FIU, 2016
Long Run.....	61 vs Charlotte, 2016
Most Rushing Yards.....	68 vs Charlotte, 2016

### 25 Desmond Anderson

Most Rushing Attempts.....	29 vs FIU, 2015
Most Rushing Yards.....	144 vs FIU, 2015
Most Rushing TDs.....	3 vs FIU, 2015
Longest Run.....	20 vs Marshall, 2015
Most Pass Receptions.....	3 vs AAMU, 2016
Most Yards Receiving.....	42 vs Marshall, 2015
Longest Reception.....	42 vs Marshall, 2015

### 27 Ruben Garnett

Most Rushing Attempts.....	10 vs Jackson St., 2015
Most Rushing Yards.....	45 vs Jackson St., 2015
Most Rushing TDs.....	1 vs Jackson St., 2015
Longest Run.....	13 vs Jackson St., 2015
Most Pass Receptions.....	2 vs AAMU, 2016
Most Yards Receiving.....	13 vs AAMU, 2016
Longest Reception.....	15 vs AAMU, 2016

### 28 Dontavious Heard

Most Tackles.....	7 vs UNT, 2016
Most Solo Tackles.....	6 vs UNT, 2016
Most Tackles for Loss.....	1.0 vs Ala., 2015; UNT, 2016
Most Pass Breakups.....	2 vs UNT, 2016
Most Interceptions.....	0
Forced Fumbles.....	0
Fumble Recovery.....	0

### 29 Darryl Randolph

Most Tackles.....	15 vs Marshall, 2016
Most Solo Tackles.....	6 vs UTSA, Marshall, 2016
Most Tackles for Loss.....	1.0 vs BG, Marshall, 2016
Most Pass Breakups.....	1, four times
Most Interceptions.....	TBD

### 30 Darius Harris

Most Tackles.....	12 vs Vandy, 2016
Most Solo Tackles.....	7 vs LT, 2016
Most Tackles for Loss.....	1.5 vs Vandy, UTSA, 2016
Most Pass Breakups.....	1, three times
Most Interceptions.....	1 vs Charlotte, 2015
Forced Fumble.....	1, twice
Fumble Recovery.....	1 vs Vandy, FIU, 2016

### 31 DJ Sanders

Most Tackles.....	11 vs BG, Missouri, 2016
Most Solo Tackles.....	7 vs BG, Missouri, 2016
Most Tackles for Loss.....	2.0 vs BG, 2016
Most Pass Breakups.....	2 vs LT, 2016
Most Interceptions.....	1, four times
Forced Fumbles.....	1, three times
Fumble Recovery.....	1 vs UNT, 2015
Most QB Sacks.....	1 vs BG, FIU, 2016
Blocked Kicks.....	1 vs Charlotte (FG), 2016

### 32 Chris Melton

Most Tackles.....	14 vs Missouri, 2016
Most Solo Tackles.....	8 vs LT, 2016
Most Tackles for Loss.....	1.0, four times, 2016
Most Pass Breakups.....	1 vs LT, 2016
Most Interceptions.....	0
Most Sacks.....	1.0 vs UNT, FAU, 2016
Forced Fumble.....	1 vs FIU, 2016

### 33 Myles Harges

Most Tackles.....	10 vs FAU, 2016
Most Solo Tackles.....	8 vs Missouri, 2016
Most Tackles for Loss.....	1.0 vs AAMU, 2016
Most QB Sacks.....	1.0 vs AAMU, 2016
Most Pass Breakups.....	0
Most Interceptions.....	1 vs Charlotte, 2015

### 34 Tyshawn Brown

Most Pass Receptions.....	2 vs AAMU, 2016
Most Yards Receiving.....	38 vs FAU, 2016



Longest Reception.....	38 vs FAU, 2016
Most TD Receptions.....	1 vs AAMU, 2016

### 35 Terelle West

Most Rushing Attempts.....	15 vs AAMU, 2016
Most Rushing Yards.....	83 vs AAMU, 2016
Most Rushing TDs.....	1 vs UTSA, 2016
Longest Run.....	18 vs AAMU, 2016
Most Pass Receptions.....	0
Most Yards Receiving.....	0
Longest Reception.....	0

### 44 J'Vonte Herrod

Most Rushing Attempts.....	7 vs AAMU, 2016
Most Rushing Yards.....	25 vs AAMU, 2016
Most Rushing TDs.....	0
Longest Run.....	9 vs AAMU, 2016

### 45 Deontay Evans

Most Tackles.....	4 vs Missouri, 2016
Most Solo Tackles.....	4 vs Missouri, 2016
Most Tackles for Loss.....	0
Most Pass Breakups.....	2 vs Charlotte, 2016
Most Interceptions.....	1 vs AAMU, 2016
Forced Fumble.....	0

### 49 Steven Rhodes

Most Tackles.....	7, twice
Most Solo Tackles.....	5 vs FAU, 2014; vs MU, 2015
Most Tackles for Loss.....	2.0, three times
Quarterback Sacks.....	2.0, twice
Fumble Recovery.....	1, twice
Forced Fumble.....	1, three times
Pass Breakup.....	1 vs LT, FIU, 2016

### 51 Shaquille Huff

Most Tackles.....	8 vs BG, 2016
Most Solo Tackles.....	4.0 vs FIU, 2015; BG, 2016
Most Tackles for Loss.....	3 vs USM, 2013
Most Sacks.....	2 vs USM, 2013
Forced Fumbles.....	1, twice
Fumble Recovery.....	1 vs UTSA, 2015
Pass Breakup.....	1 vs LT, 2016

### 59 Chris Hale

Most Tackles.....	7 vs Marshall, 2015
Most Solo Tackles.....	7 vs Marshall, 2015
Most Tackles for Loss.....	2.0 vs Marshall, 2015
Most Sacks.....	1, six times
Forced Fumbles.....	1 vs North Texas, 2015

### 84 Terry Pettis

Most Pass Receptions.....	5 vs WKU, MU, 2015
Most Yards Receiving.....	167 vs Charlotte, 2015
Longest Reception.....	76 vs Charlotte, 2015
Most TD Receptions.....	2 vs Charlotte, 2015

### 85 Darrius Liggins

Most Tackles.....	2, five times, 2016
Most Solo Tackles.....	2 vs AAMU, 2016
Most Tackles for Loss.....	2.0 vs AAMU, 2016
Most QB Sacks.....	2.0 vs AAMU, 2016
Most Pass Breakups.....	TBD
Most Interceptions.....	TBD
Forced Fumble.....	TBD

### 86 Rod Ducksworth

Most Pass Receptions.....	3 vs FIU, 2015
Most Yards Receiving.....	76 vs FIU, 2015
Longest Reception.....	46 vs FIU, 2015
Most TD Receptions.....	1 vs Alabama, 2015

### 91 Justin Akins

Most Tackles.....	4, three times, 2016
Most Solo Tackles.....	3 vs Missouri, 2016
Most Tackles for Loss.....	1.0 vs JSU, 2015
Most QB Sacks.....	1.0 vs JSU, 2015

Most Interceptions.....	1 vs WMU, 2015
Most Pass Breakups.....	1, three times
Fumble Recovery.....	0
Forced Fumble.....	0

### 93 Malik Manciel

Most Tackles.....	5 vs FIU, 2016
Most Solo Tackles.....	2 vs LT, FIU, FAU, 2016
Most Tackles for Loss.....	1 vs FIU, 2016
Most QB Sacks.....	1.0 vs FIU, 2016
Fumble Recovery.....	0
Forced Fumble.....	1 vs FIU, 2016
Blocked Kicks.....	Punt vs Vandy, 2016

### 97 Raynard Felton

Most Tackles.....	7 vs BG, 2016
Most Solo Tackles.....	3, three times
Most Tackles for Loss.....	2.0 vs WKU, 2016
Most Sacks.....	1.0 vs UNT, WKU, 2016
Most Pass Breakups.....	1, three times
Most Interceptions.....	1 vs BG, 2016
Forced Fumbles.....	1, three times
Fumble Recovery.....	0
Blocked Kick.....	1 vs SSU, 2014 (FG)



### 99 Jimal McBride

Most Tackles.....	7 vs Vanderbilt, 2016
Most Solo Tackles.....	4, three times
Most Tackles for Loss.....	2.0, four times
Most QB Sacks.....	1.0, three times
Fumble Recovery.....	0
Forced Fumble.....	0

### 99 Matt Bonadies

Most Punts.....	6, four times
Most Punting Yards.....	268 vs LA Tech, 2015
Best Punting Average.....	44.8 vs LA Tech, 2015
Long Punt.....	59 vs Bowling Green, 2016
Downed Inside 20.....	4 vs Bowling Green, 2016

### GAME #1

	Alabama A&M	0
	Middle Tennessee	55
September 3, 2016   Murfreesboro, TN Floyd Stadium   19,967   3:03   83 degrees		

Score by Quarters	1	2	3	4	Score
Alabama A&M	0	0	0	0	0
Middle Tennessee	28	17	0	10	55

1st 13:42 MT Mathers 32 run (Rooker PAT), 5-61, 1:18  
 1st 9:12 MT Anderson 24 pass from Stockstill (Rooker PAT), 6-73, 1:56  
 1st 4:27 MT Frazier 13 pass from Stockstill (Rooker PAT), 9-65, 3:51  
 1st 1:54 MT Smith 42 pass from Stockstill (Rooker PAT), 3-62, 1:08  
 2nd 12:47 MT James 6 pass from Stockstill (Rooker PAT), 9-80, 2:30  
 2nd 9:31 MT Andrews 7 pass from Stockstill (Rooker PAT), 7-63, 1:56  
 2nd 1:50 MT Rooker 25 FG, 14-55, 6:40  
 4th 14:20 MT Brown 16 pass from Urzua (Rooker PAT), 5-68, 2:02  
 4th 8:30 MT Rooker 46 FG, 9-25, 4:34

	AAMU	MT
<b>FIRST DOWNS</b> .....	6	35
Rushing.....	3	12
Passing.....	2	22
Penalty.....	1	1
<b>NET YARDS RUSHING</b> .....	92	246
Rushing Attempts.....	27	40
Average Per Rush.....	3.4	6.2
Rushing Touchdowns.....	0	1
Yards Gained Rushing.....	107	261
Yards Lost Rushing.....	15	15
<b>NET YARDS PASSING</b> .....	54	435
Completions-Attempts-Int.....	9-24-1	40-53-2
Average Per Attempt.....	2.2	8.2
Average Per Completion.....	6.0	10.9
Passing Touchdowns.....	0	6
<b>TOTAL OFFENSE YARDS</b> .....	146	681
Total offense plays.....	51	93
Average Gain Per Play.....	2.9	7.3
Fumbles: Number-Lost.....	0-0	0-0
Penalties: Number-Yards.....	6-30	9-87
<b>PUNTS-YARDS</b> .....	13-491	3-99
Average Yards Per Punt.....	37.8	33.0
Net Yards Per Punt.....	32.2	33.0
Inside 20.....	1	1
50+ Yards.....	0	0
Touchbacks.....	2	0
Fair catch.....	4	3
<b>KICKOFFS-YARDS</b> .....	1-50	10-637
Average Yards Per Kickoff.....	50.0	63.7
Net Yards Per Kickoff.....	26.0	42.5
Touchbacks.....	0	4
Punt returns: Number-Yards-TD.....	0-0-0	4-33-0
Average Per Return.....	0.0	8.2
Kickoff returns: Number-Yds-TD.....	6-112-0	1-24-0
Average Per Return.....	18.7	24.0
Interceptions: Number-Yds-TD.....	2-1-0	1-5-0
Fumble Returns: Number-Yds-TD.....	0-0-0	0-0-0
Miscellaneous Yards.....	0	0
Possession Time.....	21:09	38:51
1st Quarter.....	6:22	8:38
2nd Quarter.....	3:44	11:16
3rd Quarter.....	6:59	8:01
4th Quarter.....	4:04	10:56
Third-Down Conversions.....	1 of 15	8 of 16
Fourth-Down Conversions.....	0 of 0	1 of 1
Red-Zone Scores-Chances.....	0-13	5-5
Touchdowns.....	0-13	4-5
Field goals.....	0-13	1-5
Sacks By: Number-Yards.....	0-0	4-13
PAT Kicks.....	0-0	7-7
Field Goals.....	0-0	2-2
Points off turnovers.....	0	0

**RUSHING:** Alabama A&M-Jordan Bentley 12-40; Byran Brower 4-40; De'Angelo Balla 9-11; Tevin McKenzie 1-5; PJ Garrett 1-minus 4. Middle Tennessee-WEST, Terelle 15-83; MATHERS, I. 7-62; ANDERSON, D. 1-29; HE ROD, J. 7-25; STOCKSTILL, B. 2-24; GARNETT, Ruben 8-23.



**PASSING:** Alabama A&M-De'Angelo Balla 4-17-0-28; PJ Garrett 4-5-0-14; Damion May 1-2-1-12. Middle Tennessee-STOCKSTILL, B. 30-36-1-329; URZUA, John 10-17-1-106.

**RECEIVING:** Alabama A&M-Jonathan Dorsey 3-16; Ledarion Heath 2-18; Tevin McKenzie 2-17; Damion May 1-3; Marceles Clash 1-0. Middle Tennessee-JAMES, Richie 8-73; ANDREWS, Dennis 4-51; LEE, Ty 4-42; SMITH, Patrick 3-56; FRAZIER, D. 3-39; ANDERSON, D. 3-35; MATHERS, I. 3-20; BROWN, Tyshawn 2-27; WALKER, Tristan 2-16; GARNETT, Ruben 2-13; DUCKSWORTH, R. 2-9; BLAIR, Ricky 1-43; UPTON, Isiah 1-5; WINDHAM, CJ 1-4; HERRDO, J. 1-2.

**INTERCEPTIONS:** Alabama A&M-Roderick Randol 1-1; Devonte Simon 1-0. Middle Tennessee-EVANS, Deontay 1-5.

**FUMBLES:** Alabama A&M-None. Middle Tennessee-None.

### GAME #2

	Vanderbilt	47
	Middle Tennessee	24
September 10, 2016   Nashville, TN Vanderbilt Stadium   29,627   3:47   91 degrees		

Score by Quarters	1	2	3	4	Score
Middle Tennessee	10	7	7	0	24
Vanderbilt	5	28	0	14	47

1st 11:15 VU Openshaw 32 FG, 4-(-1), 1:18  
 1st 8:16 MT Rooker 39 FG, 10-45, 2:53  
 1st 7:15 VU Team Safety  
 1st 2:41 MT James 1 pass from Stockstill (Rooker PAT), 11-79, 3:22  
 2nd 14:57 VU Blasingame 3 run (Openshaw PAT), 6-30, 2:47  
 2nd 10:42 VU Webb 1 run (Openshaw PAT), 3-7, :50  
 2nd 5:04 MT Lee 5 pass from Stockstill (Rooker PAT), 3-7, :50  
 2nd 1:46 VU Webb 3 run (Openshaw PAT), 7-75, 3:18  
 2nd :19 VU Lipscomb 16 pass from Shurmur (Openshaw PAT), 7-63, 1:00  
 3rd 1:54 MT Smith 4 pass from Stockstill (Rooker PAT), 8-62, 2:30  
 4th 11:33 VU Blasingame 1 run (Openshaw PAT), 4-54, 1:48  
 4th 2:32 VU Rivers 3 run (Openshaw PAT), 6-40, 2:57

	MT	Vandy
<b>FIRST DOWNS</b> .....	25	20
Rushing.....	6	12
Passing.....	19	6
Penalty.....	0	2
<b>NET YARDS RUSHING</b> .....	96	231
Rushing Attempts.....	21	45
Average Per Rush.....	4.6	5.1
Rushing Touchdowns.....	0	5
Yards Gained Rushing.....	111	249
Yards Lost Rushing.....	15	18
<b>NET YARDS PASSING</b> .....	399	113
Completions-Attempts-Int.....	38-65-1	15-28-0
Average Per Attempt.....	6.1	4.0
Average Per Completion.....	10.5	7.5
Passing Touchdowns.....	3	1
<b>TOTAL OFFENSE YARDS</b> .....	495	344
Total offense plays.....	86	73
Average Gain Per Play.....	5.8	4.7
Fumbles: Number-Lost.....	2-1	2-1
Penalties: Number-Yards.....	9-92	4-40
<b>PUNTS-YARDS</b> .....	4-154	5-197
Average Yards Per Punt.....	38.5	39.4
Net Yards Per Punt.....	35.8	36.4
Inside 20.....	1	3
50+ Yards.....	0	3
Touchbacks.....	0	0
Fair catch.....	1	1
<b>KICKOFFS-YARDS</b> .....	6-358	8-504
Average Yards Per Kickoff.....	59.7	63.0
Net Yards Per Kickoff.....	36.3	46.6
Touchbacks.....	1	2
Punt returns: Number-Yards-TD.....	3-15-0	2-11-0
Average Per Return.....	5.0	5.5
Kickoff returns: Number-Yds-TD.....	4-81-0	4-115-0
Average Per Return.....	20.2	28.8
Interceptions: Number-Yds-TD.....	0-0-0	1-59-0
Fumble Returns: Number-Yds-TD.....	0-0-0	1-55-0
Miscellaneous Yards.....	0	0
Possession Time.....	28:58	31:02
1st Quarter.....	8:48	6:12
2nd Quarter.....	8:00	7:00
3rd Quarter.....	4:26	10:34
4th Quarter.....	7:44	7:16
Third-Down Conversions.....	10 of 19	4 of 12
Fourth-Down Conversions.....	0 of 2	1 of 2
Red-Zone Scores-Chances.....	3-4	7-7
Touchdowns.....	3-4	6-7
Field goals.....	0-4	1-7
Sacks By: Number-Yards.....	2-13	1-7
PAT Kicks.....	3-3	6-6
Field Goals.....	1-2	1-1
Points off turnovers.....	0	10

**RUSHING:** Middle Tennessee-MATHERS, I. 13-65; STOCKSTILL, B. 5-24; WEST, Terelle 2-11; GARNETT, Ruben 1-minus 4. Vanderbilt-Ralph Webb 29-211; K. Blasingame 6-19; Dallas Rivers 5-7; Josh Crawford 1-5; Trent Sherfield 1-4; Tommy Openshaw 1-minus 2; Kyle Shurmur 2-minus 13.



**PASSING:** Middle Tennessee-STOCKSTILL, B. 38-65-1-399. Vanderbilt-Kyle Shurmur 15-28-0-113.

**RECEIVING:** Middle Tennessee-JAMES, Richie 14-183; MATHERS, I. 6-63; LEE, Ty 6-53; SMITH, Patrick 5-57; WEST, Terelle 3-2; ANDERSON, D. 2-36; BROWN, Tyshawn 1-6; DUCKSWORTH, R. 1-6; STOCKSTILL, B. 0-minus 7. Vanderbilt-Trent Sherfield 4-26; Jared Pinkney 2-32; Sam Dobbs 2-18; Kalija Lipscomb 1-16; K. Blasingame 1-9; Nathan Marcus 1-9; Sean Dowling 1-6; Bailey McElwain 1-4; C.J. Duncan 1-minus 2; Ralph Webb 1-minus 5.

**INTERCEPTIONS:** Middle Tennessee-None. Vanderbilt-Oren Burks 1-59.

**FUMBLES:** Middle Tennessee-GARNETT, Ruben 1-1; JAMES, Richie 1-0. Vanderbilt-K. Blasingame 1-1; Sam Dobbs 1-0.

### GAME #3

	Bowling Green	21
	Middle Tennessee	41
September 17, 2016   Bowling Green, OH Doyt Perry Stadium   16,384   3:22   71 degrees		

Score by Quarters	1	2	3	4	Score
Middle Tennessee	14	14	7	7	41
Bowling Green	14	7	0	0	21

1st 10:50 MT Lee 6 pass from Stockstill (Rooker PAT), 3-10, :33  
 1st 8:17 BG Cleveland 1 run (Suder PAT), 4-21, :56  
 1st 3:56 BG Wilson 4 run (Suder PAT), 9-84, 2:50  
 1st 2:03 MT Mathers 53 run (Rooker PAT), 5-73, 1:45  
 2nd 13:14 BG Wilson 1 run (Suder PAT), 1-1, :04  
 2nd 1:42 MT James 16 pass from Stockstill (Rooker PAT), 9-80, 3:04  
 2nd :30 MT Mathers 4 run (Rooker PAT), 3-46, :25  
 3rd 14:41 MT Mathers 78 pass from Stockstill (Rooker PAT), 1-78, :12  
 4th 4:01 MT Mathers 5 run (Rooker missed PAT), 6-26, 1:12

	MT	BG
<b>FIRST DOWNS</b> .....	20	24
Rushing.....	8	17
Passing.....	8	6
Penalty.....	4	1
<b>NET YARDS RUSHING</b> .....	158	304
Rushing Attempts.....	37	61
Average Per Rush.....	4.3	5.0
Rushing Touchdowns.....	3	3
Yards Gained Rushing.....	178	316
Yards Lost Rushing.....	20	12
<b>NET YARDS PASSING</b> .....	278	129
Completions-Attempts-Int.....	18-30-1	18-32-2
Average Per Attempt.....	9.3	4.0
Average Per Completion.....	15.4	7.2
Passing Touchdowns.....	3	0
<b>TOTAL OFFENSE YARDS</b> .....	436	433
Total offense plays.....	67	93
Average Gain Per Play.....	6.5	4.7
Fumbles: Number-Lost.....	3-1	3-2
Penalties: Number-Yards.....	3-36	8-79
<b>PUNTS-YARDS</b> .....	6-255	5-248
Average Yards Per Punt.....	42.5	49.6
Net Yards Per Punt.....	43.0	43.2
Inside 20.....	4	1
50+ Yards.....	1	3
Touchbacks.....	0	1
Fair catch.....	0	0
<b>KICKOFFS-YARDS</b> .....	7-400	4-222
Average Yards Per Kickoff.....	57.1	55.5
Net Yards Per Kickoff.....	39.1	41.0
Touchbacks.....	3	0
Punt returns: Number-Yards-TD.....	2-12-0	2-3-0
Average Per Return.....	6.0	-1.5
Kickoff returns: Number-Yds-TD.....	4-58-0	4-51-0
Average Per Return.....	14.5	12.8
Interceptions: Number-Yds-TD.....	2-30-0	1-47-0
Fumble Returns: Number-Yds-TD.....	0-0-0	0-0-0
Miscellaneous Yards.....	0	0
Possession Time.....	29:49	30:11
1st Quarter.....	5:47	9:13
2nd Quarter.....	10:12	4:48
3rd Quarter.....	5:18	9:42
4th Quarter.....	8:32	6:28
Third-Down Conversions.....	7 of 14	6 of 18
Fourth-Down Conversions.....	0 of 0	4 of 7
Red-Zone Scores-Chances.....	4-5	3-6
Touchdowns.....	4-5	3-6
Field goals.....	0-5	0-6
Sacks By: Number-Yards.....	2-6	1-9
PAT Kicks.....	5-6	3-3
Field Goals.....	0-1	0-0
Points off turnovers.....	20	14

**RUSHING:** Middle Tennessee-MATHERS, I. 27-157; WEST, Terelle 7-17; TEAM 2-minus 7; STOCKSTILL, B. 1-minus 9. Bowling Green-CLEVELAND, Josh 18-153; COPPET, Fred 27-117; WILSON, Donovan 10-36; KNAPE, James 5-3; MOORE, Ronnie 1-minus 5.

**PASSING:** Middle Tennessee-STOCKSTILL, B. 18-30-1-278. Bowling Green-KNAPE, James 18-32-2-129.

**RECEIVING:** Middle Tennessee-JAMES, Richie 6-82; MATHERS, I. 4-103; LEE, Ty 4-21; SMITH, Patrick 2-24; ANDREWS, Dennis 1-34; UPTON, Isiah 1-14. Bowling Green-MILLER, Scott 6-39; MOORE, Ronnie 4-17; PHOUTHAVONG, D. 3-24; REDDING, Teo 2-27; COPPET, Fred 2-20; CLEVELAND, Josh 1-2.

**INTERCEPTIONS:** Middle Tennessee-FELTON, Raynard 1-19; WARD, C. 1-11. Bowling Green-MACK, Alfonso 1-47.

**FUMBLES:** Middle Tennessee-MATHERS, I. 1-0; JAMES, Richie 1-1; ANDREWS, Dennis 1-0. Bowling Green-KNAPE, James 2-1; MOORE, Ronnie 1-1.

### GAME #4

	<b>LA Tech</b>	<b>34</b>
	<b>Middle Tennessee</b>	<b>38</b>

September 24, 2016 | Murfreesboro, TN  
Floyd Stadium | 20,105 | 3:32 | 90 degrees

Score by Quarters	1	2	3	4	Score
LA Tech	7	13	7	7	34
Middle Tennessee	7	0	10	21	38

1st	12:54	LT	Henderson 70 pass from Higgins (Barnes PAT), 2-92, :47
1st	1:34	MT	Mathers 38 run (Rooker PAT), 5-85, 1:54
2nd	10:31	LT	Barnes 20 FG, 18-79, 6:03
2nd	3:00	LT	Barnes 49 FG, 12-63, 4:41
2nd	:20	LT	Taylor 17 pass from Higgins (Barnes PAT), 6-61, :53
3rd	9:15	LT	Taylor 9 pass from Higgins (Barnes PAT), 11-80, 5:45
3rd	7:40	MT	Mathers 37 pass from Stockstill (Rooker PAT), 5-75, 1:35
3rd	1:30	MT	Rooker 33 FG, 12-67, 4:59
4th	11:11	MT	Mathers 7 run (Rooker PAT), 9-86, 2:33
4th	6:58	MT	Mathers 3 run (Rooker PAT), 7-58, 2:35
4th	3:56	LT	McKnight 1 run (Barnes PAT), 8-82, 3:02
4th	2:36	MT	Lee 23 pass from Stockstill (Rooker PAT), 5-75, 1:20

	LT	MT
<b>FIRST DOWNS</b>	<b>35</b>	<b>25</b>
Rushing	8	9
Passing	24	15
Penalty	3	1
<b>NET YARDS RUSHING</b>	<b>118</b>	<b>197</b>
Rushing Attempts	37	33
Average Per Rush	3.2	6.0
Rushing Touchdowns	1	3
Yards Gained Rushing	138	210
Yards Lost Rushing	20	13
<b>NET YARDS PASSING</b>	<b>504</b>	<b>356</b>
Completions-Attempts-Int	36-59-0	27-46-0
Average Per Attempt	8.5	7.7
Average Per Completion	14.0	13.2
Passing Touchdowns	3	2
<b>TOTAL OFFENSE YARDS</b>	<b>622</b>	<b>553</b>
Total offense plays	96	79
Average Gain Per Play	6.5	7.0
Fumbles: Number-Lost	2-1	0-0
Penalties: Number-Yards	3-28	4-35
<b>PUNTS-YARDS</b>	<b>5-193</b>	<b>5-222</b>
Average Yards Per Punt	38.6	44.4
Net Yards Per Punt	37.2	44.2
Inside 20	3	4
50+ Yards	1	1
Touchbacks	0	0
Fair catch	2	1
<b>KICKOFFS-YARDS</b>	<b>7-453</b>	<b>7-438</b>
Average Yards Per Kickoff	64.7	62.6
Net Yards Per Kickoff	40.0	43.3
Touchbacks	5	1
Punt returns: Number-Yards-TD	1-1-0	1-7-0
Average Per Return	1.0	7.0
Kickoff returns: Number-Yds-TD	5-110-0	2-48-0
Average Per Return	22.0	24.0
Interceptions: Number-Yds-TD	0-0-0	0-0-0
Fumble Returns: Number-Yds-TD	0-0-0	0-0-0
Miscellaneous Yards	0	0
Possession Time	33:32	26:28
1st Quarter	7:21	7:39
2nd Quarter	10:03	4:57
3rd Quarter	8:26	6:34
4th Quarter	7:42	7:18
Third-Down Conversions	10 of 19	8 of 15
Fourth-Down Conversions	1 of 2	0 of 1
Red-Zone Scores-Chances	4-6	3-3
Touchdowns	3-6	2-3
Field goals	1-6	1-3
Sacks By: Number-Yards	1-8	2-12
PAT Kicks	4-4	5-5
Field Goals	2-2	1-1
Points off turnovers	0	0

**RUSHING:** LATECH-CRAFT, Jarred 20-91; HIGGINS, Ryan 10-14; MCKNIGHT, K. 3-7; SCOTT, Boston 2-7; HENDERSON, C. 1-3; HOLLY, Bobby 1-minus 4. Middle Tennessee-MATHERS, I. 21-163; STOCKSTILL, B. 9-33; WEST, Terelle 2-2; TEAM 1-minus 1.

**PASSING:** LATECH-HIGGINS, Ryan 36-59-0-504. Middle Tennessee-STOCKSTILL, B. 27-46-0-356.

**RECEIVING:** LATECH-TAYLOR, Trent 17-210; BONNETTE, R. 8-94; HENDERSON, C. 2-87; CRAFT, Jarred 2-45; MCKNIGHT, K. 2-22; SMITH, Conner 1-23; WATTS, Marlon 1-11; SMITH, Alfred 1-6; GAINES, Marcus 1-4; SCOTT, Boston 1-2. Middle Tennessee-SMITH, Patrick 7-62; JAMES, Richie 5-81; MATHERS, I. 5-74; ANDREWS, Dennis 4-67; LEE, Ty 3-53; WINDHAM, CJ 1-10; BLAIR, Ricky 1-7; ANDERSON, D. 1-2.

**INTERCEPTIONS:** LATECH-None. Middle Tennessee-None.

**FUMBLES:** LATECH-HIGGINS, Ryan 1-0; HOLLY, Bobby 1-1. Middle Tennessee-None.

### GAME #5

	<b>North Texas</b>	<b>13</b>
	<b>Middle Tennessee</b>	<b>30</b>

October 1, 2016 | Denton, TX  
Apogee Stadium | 19,823 | 3:20 | 80 degrees

Score by Quarters	1	2	3	4	Score
Middle Tennessee	0	13	7	10	30
North Texas	7	0	0	6	13

1st	7:21	NT	Wilson 1 run (Moore PAT), 17-87, 7:39
2nd	12:58	MT	Rooker 25 FG, 16-80, 6:22
2nd	9:24	MT	Rooker 34 FG, 8-25, 1:54
2nd	:36	MT	Andrews 11 pass from Stockstill (Rooker PAT), 10-84, 3:49
3rd	3:14	MT	Lee 9 pass from Stockstill (Rooker PAT), 12-91, 4:48
4th	14:05	MT	Rooker 36 FG, 8-54, 2:36
4th	1:57	NT	Smith 5 pass from Fine (Pass Failed), 10-51, 2:20
4th	1:46	MT	Mathers 46 run (Rooker PAT), 1-46, :11

	MT	UNT
<b>FIRST DOWNS</b>	<b>24</b>	<b>16</b>
Rushing	7	3
Passing	13	11
Penalty	4	2
<b>NET YARDS RUSHING</b>	<b>182</b>	<b>5</b>
Rushing Attempts	32	22
Average Per Rush	5.7	0.2
Rushing Touchdowns	1	1
Yards Gained Rushing	193	43
Yards Lost Rushing	11	38
<b>NET YARDS PASSING</b>	<b>295</b>	<b>303</b>
Completions-Attempts-Int	24-45-1	33-54-0
Average Per Attempt	6.6	5.6
Average Per Completion	12.3	9.2
Passing Touchdowns	2	1
<b>TOTAL OFFENSE YARDS</b>	<b>477</b>	<b>308</b>
Total offense plays	77	76
Average Gain Per Play	6.2	4.1
Fumbles: Number-Lost	0-0	2-0
Penalties: Number-Yards	9-79	9-90
<b>PUNTS-YARDS</b>	<b>5-194</b>	<b>8-413</b>
Average Yards Per Punt	38.8	51.6
Net Yards Per Punt	37.8	47.6
Inside 20	2	4
50+ Yards	0	6
Touchbacks	0	0
Fair catch	1	3
<b>KICKOFFS-YARDS</b>	<b>7-411</b>	<b>2-119</b>
Average Yards Per Kickoff	58.7	59.5
Net Yards Per Kickoff	40.0	34.5
Touchbacks	3	2
Punt returns: Number-Yards-TD	3-32-0	2-5-0
Average Per Return	10.7	2.5
Kickoff returns: Number-Yds-TD	0-0-0	4-56-0
Average Per Return	0.0	14.0
Interceptions: Number-Yds-TD	0-0-0	1-0-0
Fumble Returns: Number-Yds-TD	0-0-0	0-0-0
Miscellaneous Yards	0	0
Possession Time	32:00	28:00
1st Quarter	5:22	9:38
2nd Quarter	9:03	5:57
3rd Quarter	11:13	3:47
4th Quarter	6:22	8:38
Third-Down Conversions	11 of 19	6 of 18
Fourth-Down Conversions	0 of 0	1 of 2
Red-Zone Scores-Chances	5-5	2-4
Touchdowns	2-5	2-4
Field goals	3-5	0-4
Sacks By: Number-Yards	4-26	1-5
PAT Kicks	3-3	1-1
Field Goals	3-3	0-0
Points off turnovers	0	0

**RUSHING:** Middle Tennessee-MATHERS, I. 24-135; STOCKSTILL, B. 7-41; WEST, Terelle 1-6. North Texas-WILSON, Jeffrey 10-24; IVERY, Willy 1-1; TUCKER, Andrew 1-minus 4; FINE, Mason 10-minus 16.



**PASSING:** Middle Tennessee-STOCKSTILL, B. 24-45-1-295. North Texas-FINE, Mason 33-54-0-303.

**RECEIVING:** Middle Tennessee-JAMES, Richie 8-134; LEE, Ty 5-60; UPTON, Isiah 3-8; ANDERSON, D. 2-34; SMITH, Patrick 2-29; MATHERS, I. 2-7; SMITH, Jevontey 1-12; ANDREWS, Dennis 1-11. North Texas-GOREE, Terian 9-100; BUYERS, Kenny 6-27; THOMPSON, T. 4-85; KHAN, Daniel 3-24; BUSSEY, Rico 3-14; WILSON, Jeffrey 3-9; SMITH, Kelvin 2-21; ROBINSON, W. 2-14; WILSON, Tyler 1-9.

**INTERCEPTIONS:** Middle Tennessee-None. North Texas-MCCLAIN, K. 1-0.

**FUMBLES:** Middle Tennessee-None. North Texas-GOREE, Terian 1-0; FINE, Mason 1-0.

### GAME #6

	<b>WKU</b>	<b>44</b>
	<b>Middle Tennessee</b>	<b>43</b>

October 15, 2016 | Murfreesboro, TN  
Floyd Stadium | 22,411 | 3:25 | 83 degrees

Score by Quarters	1	2	3	4	OT	OT	Score
WKU	3	17	7	3	7	7	44
Middle Tennessee	3	17	0	10	7	6	43

1st	6:24	MT	Rooker 36 FG, 8-54, 3:28
1st	2:29	WKU	Simcox 41 FG, 7-51, 3:55
2nd	13:28	MT	Mathers 2 run (Rooker PAT), 10-75, 4:01
2nd	8:10	WKU	Wales 1 run (Simcox PAT), 12-60, 5:18
2nd	4:17	MT	Rooker 42 FG, 11-51, 3:53
2nd	1:46	WKU	Taylor 45 pass from White (Simcox PAT), 6-72, 2:31
2nd	:31	MT	James 28 pass from Stockstill (Rooker PAT), 6-75, 1:15
2nd	:00	WKU	Simcox 52 FG, 4-32, :31
3rd	10:02	MT	Johnson 4 pass from White (Simcox PAT), 9-86, 3:32
4th	14:13	MT	James 38 pass from Stockstill (Rooker PAT), 12-96, 4:48
4th	3:48	MT	Rooker 25 FG, 9-60, 4:11
4th	:05	WKU	Simcox 18 FG, 10-77, 1:26
OT		WKU	Wales 25 run (Simcox PAT), 1-25, :00
OT		MT	Mathers 3 run (Rooker PAT), 3-25, :00
OT		MT	Andrews 5 pass from Stockstill (PAT Failed), 6-25, :00
OT		WKU	Wales 1 run (Simcox PAT), 6-25, :00

	WKU	MT
<b>FIRST DOWNS</b>	<b>28</b>	<b>32</b>
Rushing	12	7
Passing	15	22
Penalty	1	3
<b>NET YARDS RUSHING</b>	<b>130</b>	<b>171</b>
Rushing Attempts	37	32
Average Per Rush	3.5	5.3
Rushing Touchdowns	3	2
Yards Gained Rushing	191	180
Yards Lost Rushing	61	9
<b>NET YARDS PASSING</b>	<b>391</b>	<b>434</b>
Completions-Attempts-Int	29-40-1	42-54-1
Average Per Attempt	9.8	8.0
Average Per Completion	13.5	10.3
Passing Touchdowns	2	3
<b>TOTAL OFFENSE YARDS</b>	<b>521</b>	<b>605</b>
Total offense plays	77	86
Average Gain Per Play	6.8	7.0
Fumbles: Number-Lost	2-0	0-0
Penalties: Number-Yards	7-64	4-30
<b>PUNTS-YARDS</b>	<b>2-97</b>	<b>2-63</b>
Average Yards Per Punt	48.5	31.5
Net Yards Per Punt	48.5	31.5
Inside 20	1	5
50+ Yards	0	0
Touchbacks	0	0
Fair catch	1	2
<b>KICKOFFS-YARDS</b>	<b>6-390</b>	<b>7-393</b>
Average Yards Per Kickoff	65.0	56.1
Net Yards Per Kickoff	39.3	37.0
Touchbacks	5	3
Punt returns: Number-Yards-TD	0-0-0	0-0-0
Average Per Return	0.0	0.0
Kickoff returns: Number-Yds-TD	4-59-0	1-29-0
Average Per Return	14.8	29.0
Interceptions: Number-Yds-TD	1-52-0	1-0-0
Fumble Returns: Number-Yds-TD	0-0-0	0-0-0
Possession Time	29:11	30:49
1st Quarter	9:03	5:57
2nd Quarter	8:20	6:40
3rd Quarter	5:36	9:24
4th Quarter	6:12	8:48
OT Quarter	0:00	0:00
Third-Down Conversions	6 of 13	9 of 16
Fourth-Down Conversions	1 of 2	0 of 1
Red-Zone Scores-Chances	4-6	5-6
Touchdowns	3-6	3-6
Field goals	1-6	2-6
Sacks By: Number-Yards	0-0	2-8
PAT Kicks	5-5	4-5
Field Goals	3-4	3-3
Points off turnovers	0	0

**RUSHING:** WKU-WALES, Anthony 27-158; BAKER, Quinton 2-9; FANT, Nacarius 2-3; NUSS, Ryan 1-minus 17; WHITE, Mike 5-minus 23. Middle Tennessee-MATHERS, I. 22-143; STOCKSTILL, B. 5-18; JAMES, Richie 1-6; WEST, Terelle 4-4.

**PASSING:** WKU-WHITE, Mike 29-40-1-391. Middle Tennessee-STOCKSTILL, B. 42-54-1-434.

**RECEIVING:** WKU-TAYLOR, Taywan 12-197; NORRIS, N. 7-87; FANT, Nacarius 5-75; JACKSON, Lucky 1-11; MAXWELL, D. 1-8; DONATELL, S. 1-5; WALES, Anthony 1-4; JOHNSON, S. 1-4. Middle Tennessee-JAMES, Richie 16-223; LEE, Ty 8-73; MATHERS, I. 7-35; ANDREWS, Dennis 4-47; UPTON, Isiah 2-10; ANDERSON, D. 1-23; SMITH, Patrick 1-17; SMITH, Jevontey 1-3; WINDHAM, CJ 1-2; LINDER, Max 1-1.

**INTERCEPTIONS:** WKU-BROWN, Keith 1-52. Middle Tennessee-CUTRER, Jeremy 1-0.

**FUMBLES:** WKU-WHITE, Mike 2-0. Middle Tennessee-None.



### GAME #7



**Missouri** 45  
**Middle Tennessee** 51

October 22, 2016 | Columbia, MO  
Memorial Stadium | 52,351 | 4:00 | 70 degrees

Score by Quarters	1	2	3	4	Score
Middle Tennessee	13	21	7	10	51
Missouri	14	14	7	10	45

1st 11:00 MT Andrews 15 pass from Stockstill (Rooker PAT), 5-84, 1:55  
1st 7:57 MT Rooker 39 FG, 4-4, 1:34  
1st 5:28 MZ Crockett 4 run (McCann PAT), 9-79, 2:24  
1st 2:43 MT Rooker 28 FG, 10-64, 2:45  
1st :54 MZ Blanton 15 pass from Lock (McCann PAT), 9-75, 1:49  
2nd 12:47 MZ Crockett 4 run (McCann PAT), 8-53, 2:13  
2nd 12:20 MT Mathers 71 run (Rooker PAT), 2-75, :27  
2nd 6:59 MT James 56 pass from Stockstill (Rooker PAT), 8-80, 3:13  
2nd 4:02 MZ Crockett 2 run (McCann PAT), 9-72, 2:51  
2nd 1:32 MT James 7 run (Rooker PAT), 1-7, :08  
3rd 13:27 MZ Crockett 21 run (McCann PAT), 5-61, 1:03  
3rd 11:17 MT Mathers 4 pass from Stockstill (Rooker PAT), 9-75, 2:10  
4th 14:14 MZ McCann 21 FG, 13-66, 4:15  
4th 10:31 MT Andrews 5 pass from Stockstill (Rooker PAT), 10-75, 3:43  
4th 8:44 MZ Wingo 17 pass from Lock (McCann PAT), 10-75, 1:47  
4th 6:17 MT Rooker 21 FG, 5-72, 2:27

	MT	MIZZ
<b>FIRST DOWNS</b> .....	27	36
Rushing.....	11	21
Passing.....	11	13
Penalty.....	5	2
<b>NET YARDS RUSHING</b> .....	311	348
Rushing Attempts.....	40	64
Average Per Rush.....	7.8	5.4
Rushing Touchdowns.....	2	4
Yards Gained Rushing.....	322	384
Yards Lost Rushing.....	11	36
<b>NET YARDS PASSING</b> .....	284	281
Completions-Attempts-Int.....	24-42-0	20-40-0
Average Per Attempt.....	6.8	7.0
Average Per Completion.....	11.8	14.1
Passing Touchdowns.....	4	2
<b>TOTAL OFFENSE YARDS</b> .....	595	629
Total offense plays.....	82	104
Average Gain Per Play.....	7.3	6.0
Fumbles: Number-Lost.....	0-0	3-2
Penalties: Number-Yards.....	9-65	13-114
<b>PUNTS-YARDS</b> .....	4-164	4-170
Average Yards Per Punt.....	41.0	42.5
Net Yards Per Punt.....	34.0	40.2
Inside 20.....	0	2
50+ Yards.....	0	0
Touchbacks.....	0	0
Fair catch.....	0	2
<b>KICKOFFS-YARDS</b> .....	10-613	8-520
Average Yards Per Kickoff.....	61.3	65.0
Net Yards Per Kickoff.....	40.3	40.0
Touchbacks.....	3	8
Punt returns: Number-Yards-TD.....	1-9-0	3-28-0
Average Per Return.....	9.0	9.3
Kickoff returns: Number-Yds-TD.....	0-0-0	7-135-0
Average Per Return.....	0.0	19.3
Interceptions: Number-Yds-TD.....	0-0-0	0-0-0
Fumble Returns: Number-Yds-TD.....	0-0-0	0-0-0
Miscellaneous Yards.....	0	0
Possession Time.....	32:14	27:46
1st Quarter.....	7:08	7:52
2nd Quarter.....	5:29	9:31
3rd Quarter.....	8:48	6:12
4th Quarter.....	10:49	4:11
Third-Down Conversions.....	6 of 15	5 of 16
Fourth-Down Conversions.....	1 of 1	3 of 5
Red-Zone Scores-Chances.....	6-6	6-6
Touchdowns.....	4-6	5-6
Field goals.....	2-6	1-6
Sacks By: Number-Yards.....	2-9	0-0
PAT Kicks.....	6-6	6-6
Field Goals.....	3-4	1-1
Points off turnovers.....	10	0

**RUSHING:** Middle Tennessee-MATHERS, I. 28-215; STOCKSTILL, B. 6-81; WEST, Terelle 3-15; JAMES, Richie 2-5; TEAM 1-minus 5. Missouri-Crockett, D 29-156; Witter, Ish 19-121; Lock, Drew 10-63; Mason, D 1-20; Johnson, J 1-8; Augusta, Josh 2-5; TEAM 2-minus 25.

**PASSING:** Middle Tennessee-STOCKSTILL, B. 23-41-0-280; JAMES, Richie 1-1-0-4. Missouri-Lock, Drew 20-40-0-281.

**RECEIVING:** Middle Tennessee-MATHERS, I. 8-48; JAMES, Richie 5-129; ANDREWS, Dennis 5-65; LEE, Ty 2-23; SMITH, Patrick 2-13; STOCKSTILL, B. 1-4; UPTON, Isaiah 1-2. Missouri-Mason, D 5-41; Hall, Emanuel 3-40; Culin, Sean 3-34; Moore, J'Mon 2-74; Blanton, K 2-37; Wingo, Ray 1-17; Reese, Jason 1-15; Johnson, J 1-14; Witter, Ish 1-6; Crockett, D 1-3.

**INTERCEPTIONS:** Middle Tennessee-None. Missouri-None.

**FUMBLES:** Middle Tennessee-None. Missouri-Lock, Drew 2-1; Moore, J'Mon 1-1.

### GAME #8



**FIU** 35  
**Middle Tennessee** 42

October 29, 2016 | Miami, FL  
FIU Stadium | 14,413 | 3:01 | 77 degrees

Score by Quarters	1	2	3	4	Score
Middle Tennessee	21	7	0	14	42
FIU	14	7	0	14	35

1st 13:41 MT Lee 26 pass from Stockstill (Rooker PAT), 5-75, 1:19  
1st 11:04 MT Lee 19 pass from Stockstill (Rooker PAT), 3-74, :42  
1st 9:09 MT Mathers 9 run (Rooker PAT), 4-60; :53  
1st 6:58 FIU Smith 27 pass from McGough (Taylor PAT), 5-73; 2:11  
1st 1:42 FIU Owens 10 pass from McGough (Taylor PAT), 9-52, 4:24  
2nd 3:53 MT James 15 pass from Stockstill (Rooker PAT), 6-43, 2:45  
2nd :35 FIU McGough 7 run (Taylor PAT), 8-75, 3:18  
4th 12:45 FIU Owens 24 pass from McGough (Taylor PAT), 12-78, 5:51  
4th 11:58 MT James 52 pass from Stockstill (Rooker PAT), 3-75, :47  
4th 5:43 FIU Jones 1 run (Taylor PAT), 13-81, 6:15  
4th 1:22 MT DJ Sanders 48 INT Return (Rooker PAT)

	MT	FIU
<b>FIRST DOWNS</b> .....	23	26
Rushing.....	7	11
Passing.....	16	15
Penalty.....	0	0
<b>NET YARDS RUSHING</b> .....	134	210
Rushing Attempts.....	19	44
Average Per Rush.....	7.1	4.8
Rushing Touchdowns.....	1	2
Yards Gained Rushing.....	140	229
Yards Lost Rushing.....	6	19
<b>NET YARDS PASSING</b> .....	332	307
Completions-Attempts-Int.....	22-35-0	27-40-1
Average Per Attempt.....	9.5	7.7
Average Per Completion.....	15.1	11.4
Passing Touchdowns.....	4	3
<b>TOTAL OFFENSE YARDS</b> .....	466	517
Total offense plays.....	54	84
Average Gain Per Play.....	8.6	6.2
Fumbles: Number-Lost.....	0-0	3-2
Penalties: Number-Yards.....	2-30	3-25
<b>PUNTS-YARDS</b> .....	6-234	5-208
Average Yards Per Punt.....	39.0	41.6
Net Yards Per Punt.....	32.7	36.2
Inside 20.....	1	1
50+ Yards.....	1	1
Touchbacks.....	1	0
Fair catch.....	1	0
<b>KICKOFFS-YARDS</b> .....	7-419	6-366
Average Yards Per Kickoff.....	59.9	61.0
Net Yards Per Kickoff.....	41.9	38.5
Touchbacks.....	2	5
Punt returns: Number-Yards-TD.....	1-27-0	1-18-0
Average Per Return.....	27.0	18.0
Kickoff returns: Number-Yds-TD.....	1-10-0	5-76-0
Average Per Return.....	10.0	15.2
Interceptions: Number-Yds-TD.....	1-48-1	0-0-0
Fumble Returns: Number-Yds-TD.....	1-6-0	0-0-0
Miscellaneous Yards.....	0	0
Possession Time.....	20:28	39:32
1st Quarter.....	5:00	10:00
2nd Quarter.....	5:24	9:36
3rd Quarter.....	4:37	10:23
4th Quarter.....	5:27	9:33
Third-Down Conversions.....	2 of 8	6 of 16
Fourth-Down Conversions.....	0 of 0	4 of 4
Red-Zone Scores-Chances.....	3-3	3-3
Touchdowns.....	3-3	3-3
Field goals.....	0-3	0-3
Sacks By: Number-Yards.....	2-12	1-2
PAT Kicks.....	6-6	5-5
Field Goals.....	0-0	0-0
Points off turnovers.....	14	0

**RUSHING:** Middle Tennessee-MATHERS, I. 14-112; STOCKSTILL, B. 3-23; WEST, Terelle 1-2; TEAM 1-minus 3. FIU-GARDNER, Alex 19-95; JONES, Anthony 12-61; McGOUGH, Alex 9-46; ALEXANDER, M. 4-8.

**PASSING:** Middle Tennessee-STOCKSTILL, B. 22-35-0-332. FIU-McGOUGH, Alex 27-40-1-307; ALEXANDER, M. 0-0-0-0.

**RECEIVING:** Middle Tennessee-JAMES, Richie 6-127; LEE, Ty 6-100; MATHERS, I. 6-69; SMITH, Patrick 2-24; ANDREWS, Dennis 1-12; LINDER, Max 1-0. FIU-OWENS, Thomas 6-93; SMITH, Jonnu 6-75; SCOTT, Darrius 5-68; GARDNER, Alex 4-28; THOMAS, S. 3-14; JONES, Anthony 2-20; BRANISEL, AJ 1-9.

**INTERCEPTIONS:** Middle Tennessee-SANDERS, DJ 1-48. FIU-None.

**FUMBLES:** Middle Tennessee-None. FIU-McGOUGH, Alex 2-1; GARDNER, Alex 1-1.

### GAME #9



**UTSA** 45  
**Middle Tennessee** 25

November 5, 2016 | Murfreesboro, TN  
Floyd Stadium | 13,505 | 3:08 | 71 degrees

Score by Quarters	1	2	3	4	Score
UTSA	14	14	14	3	45
Middle Tennessee	7	3	7	8	25

1st 10:12 UT Williams 6 run (Falcon PAT), 11-66, 4:48  
1st 8:47 MT Andrews 16 pass from Stockstill (Rooker PAT), 5-75, 1:25  
1st 2:14 UT Rhodes 26 run (Falcon PAT), 5-43, 2:30  
2nd 6:13 UT Williams 2 run (Falcon PAT), 15-70, 6:55  
2nd 1:27 UT Stewart 16 pass from Sturm (Falcon PAT), 9-40, 3:59  
2nd :00 MT Rooker 30 FG, 7-62, 1:27  
3rd 11:37 MT James 53 pass from Urzua (Rooker PAT), 5-80, 1:16  
3rd 10:55 UT Williams 22 run (Falcon PAT), 2-39, :42  
3rd :49 UT Sturm 1 run (Falcon PAT), 7-49, 3:10  
4th 7:11 MT West 1 run (Urzua to Windham), 9-83, 3:20  
4th 4:10 UT Falcon 38 FG, 6-16, 3:01

	UTSA	MT
<b>FIRST DOWNS</b> .....	24	19
Rushing.....	16	9
Passing.....	7	9
Penalty.....	1	1
<b>NET YARDS RUSHING</b> .....	270	110
Rushing Attempts.....	59	28
Average Per Rush.....	4.6	3.9
Rushing Touchdowns.....	5	1
Yards Gained Rushing.....	287	155
Yards Lost Rushing.....	17	45
<b>NET YARDS PASSING</b> .....	108	259
Completions-Attempts-Int.....	9-21-2	22-38-3
Average Per Attempt.....	5.1	6.8
Average Per Completion.....	12.0	11.8
Passing Touchdowns.....	1	2
<b>TOTAL OFFENSE YARDS</b> .....	378	369
Total offense plays.....	80	66
Average Gain Per Play.....	4.7	5.6
Fumbles: Number-Lost.....	1-0	1-1
Penalties: Number-Yards.....	3-25	4-32
<b>PUNTS-YARDS</b> .....	4-172	4-140
Average Yards Per Punt.....	43.0	35.0
Net Yards Per Punt.....	40.8	35.0
Inside 20.....	1	0
50+ Yards.....	0	0
Touchbacks.....	0	0
Fair catch.....	1	4
<b>KICKOFFS-YARDS</b> .....	8-488	3-182
Average Yards Per Kickoff.....	61.0	60.7
Net Yards Per Kickoff.....	39.6	25.0
Touchbacks.....	4	1
Punt returns: Number-Yards-TD.....	0-0-0	2-9-0
Average Per Return.....	0.0	4.5
Kickoff returns: Number-Yds-TD.....	2-82-0	4-71-0
Average Per Return.....	41.0	17.8
Interceptions: Number-Yds-TD.....	3-2-0	2-14-0
Fumble Returns: Number-Yds-TD.....	0-0-0	0-0-0
Miscellaneous Yards.....	0	0
Possession Time.....	37:50	22:10
1st Quarter.....	9:50	5:10
2nd Quarter.....	10:54	4:06
3rd Quarter.....	8:24	6:36
4th Quarter.....	8:42	6:18
Third-Down Conversions.....	11 of 19	2 of 12
Fourth-Down Conversions.....	2 of 2	0 of 2
Red-Zone Scores-Chances.....	5-6	3-3
Touchdowns.....	4-6	2-3
Field goals.....	1-6	1-3
Sacks By: Number-Yards.....	5-33	0-0
PAT Kicks.....	6-6	2-2
Field Goals.....	1-1	1-1
Points off turnovers.....	7	0

**RUSHING:** UTSA-Williams, J 21-109; Rhodes 18-81; Sturm 8-49; Clay 7-25; Guidry 2-5; Johnson 1-2; Winnegan 1-0; Team 1-minus 1. Middle Tennessee-MATHERS, I. 15-93; LEE, Ty 1-25; WEST, Terelle 4-25; STOCKSTILL, B. 4-minus 3; URZUA, John 4-minus 30.

**PASSING:** UTSA-Sturm 9-20-2-108; Jones, B 0-1-0-0. Middle Tennessee-URZUA, John 14-27-3-161; STOCKSTILL, B. 8-11-0-98.

**RECEIVING:** UTSA-Stewart 3-38; Jones, B 2-18; Williams, J 2-20; McNair 1-17; Taylor 1-14; Rhodes 1-1. Middle Tennessee-MATHERS, I. 8-63; JAMES, Richie 5-100; ANDREWS, Dennis 4-40; LEE, Ty 3-41; BROWN, Tyshawn 1-13; SMITH, Patrick 1-2.

**INTERCEPTIONS:** UTSA-Egwuagu 1-0; Davis 1-0; Moore 1-minus 2. Middle Tennessee-WARD, C. 1-14; MINTER, Mike 1-0.

**FUMBLES:** UTSA-Rhodes 1-0. Middle Tennessee-URZUA, John 1-1.

### GAME #10

	<b>Marshall</b>	<b>42</b>
	<b>Middle Tennessee</b>	<b>17</b>

November 12, 2016 | Huntington, WV  
Edwards Stadium | 20,841 | 3:05 | 44 degrees

Score by Quarters	1	2	3	4	Score
Middle Tennessee	10	7	0	0	17
Marshall	7	7	7	21	42

1st 12:36 MU Foster 3 run (Curraj PAT), 4-39, 1:12  
1st 6:33 MT Rooker 38 FG, 5-26, 1:50  
1st :25 MT Andrews 7 pass from Litton (Rooker PAT), 8-79, 4:15  
2nd 9:17 MU Hunt 25 pass from Litton (Curraj PAT), 14-80, 6:08  
2nd 2:56 MT Mathers 1 run (Rooker PAT), 15-75, 6:21  
3rd 11:13 MU Hunt 28 pass from Litton (Curraj PAT), 9-74, 3:47  
4th 13:23 MT Anderson 15 run (Curraj PAT), 3-35, 1:17  
4th 12:03 MU Knight 9 pass from Litton (Curraj PAT), 3-31, 1:00  
4th 6:24 MT Foster 22 pass from Litton (Curraj PAT), 9-49, 5:03

	MT	MU
<b>FIRST DOWNS</b> .....	<b>15</b>	<b>29</b>
Rushing.....	3	13
Passing.....	11	13
Penalty.....	1	3
<b>NET YARDS RUSHING</b> .....	<b>63</b>	<b>207</b>
Rushing Attempts.....	25	41
Average Per Rush.....	2.5	5.0
Rushing Touchdowns.....	1	2
Yards Gained Rushing.....	90	229
Yards Lost Rushing.....	27	22
<b>NET YARDS PASSING</b> .....	<b>220</b>	<b>246</b>
Completions-Attempts-Int.....	25-37-2	21-37-0
Average Per Attempt.....	5.9	6.6
Average Per Completion.....	8.8	11.7
Passing Touchdowns.....	1	4
<b>TOTAL OFFENSE YARDS</b> .....	<b>283</b>	<b>453</b>
Total offense plays.....	62	78
Average Gain Per Play.....	4.6	5.8
Fumbles: Number-Lost.....	3-2	1-0
Penalties: Number-Yards.....	5-42	3-35
<b>PUNTS-YARDS</b> .....	<b>6-219</b>	<b>5-186</b>
Average Yards Per Punt.....	36.5	37.2
Net Yards Per Punt.....	35.2	37.2
Inside 20.....	1	1
50+ Yards.....	0	0
Touchbacks.....	0	0
Fair catch.....	4	3
<b>KICKOFFS-YARDS</b> .....	<b>4-239</b>	<b>7-444</b>
Average Yards Per Kickoff.....	59.8	63.4
Net Yards Per Kickoff.....	47.8	41.0
Touchbacks.....	0	3
Punt returns: Number-Yards-TD.....	1-0-0	2-8-0
Average Per Return.....	0.0	4.0
Kickoff returns: Number-Yds-TD.....	4-82-0	4-48-0
Average Per Return.....	20.5	12.0
Interceptions: Number-Yds-TD.....	0-0-0	2-26-0
Fumble Returns: Number-Yds-TD.....	0-0-0	0-0-0
Miscellaneous Yards.....	0	0
Possession Time.....	27:18	32:42
1st Quarter.....	9:16	5:44
2nd Quarter.....	7:23	7:37
3rd Quarter.....	5:39	9:21
4th Quarter.....	5:00	10:00
Third-Down Conversions.....	5 of 14	6 of 14
Fourth-Down Conversions.....	1 of 1	2 of 3
Red-Zone Scores-Chances.....	2-2	3-3
Touchdowns.....	2-2	3-3
Field goals.....	0-2	0-3
Sacks By: Number-Yards.....	0-0	3-17
PAT Kicks.....	2-2	6-6
Field Goals.....	1-1	0-0
Points off turnovers.....	0	21

**RUSHING:** Middle Tennessee-MATHERS, I. 15-45; JAMES, Richie 1-21; GARNETT, Ruben 5-9; LEE, Ty 1-5; URZUA, John 3-minus 17. MARSHALL-ANDERSON, A. 16-109; PITTMAN, Tony 15-88; FOSTER, Hyleck 7-30; TEAM 2-minus 4; VEDVIK, Kaare 1-minus 16.


**PASSING:** Middle Tennessee-URZUA, John 25-37-2-220. MARSHALL-LITTON, Chase 21-37-0-246.

**RECEIVING:** Middle Tennessee-JAMES, Richie 12-122; LEE, Ty 5-39; MATHERS, I. 5-27; ANDREWS, Dennis 2-27; WINDHAM, CJ 1-5. MARSHALL-KNIGHT, Josh 6-73; HUNT, Justin 5-87; BYRD, Emanuel 4-33; YURACHEK, Ryan 3-18; CLARK, Michael 2-13; FOSTER, Hyleck 1-22.

**INTERCEPTIONS:** Middle Tennessee-None. MARSHALL-RICHARDSON, T. 1-26; NEELY, Corey 1-0.

**FUMBLES:** Middle Tennessee-MATHERS, I. 2-2; GARNETT, Ruben 1-0. MARSHALL-VEDVIK, Kaare 1-0.

### GAME #11

	<b>Charlotte</b>	<b>31</b>
	<b>Middle Tennessee</b>	<b>38</b>

November 19, 2016 | Charlotte, NC  
J. Richardson Stadium | 13,433 | 3:36 | 71 degrees

Score by Quarters	1	2	3	4	Score
Middle Tennessee	14	10	7	7	38
Charlotte	0	6	10	15	31

1st 11:20 MT Lee 5 pass from Urzua (Rooker PAT), 9-75, 3:40  
1st 6:32 MT James 7 pass from Urzua (Rooker PAT), 8-76, 3:22  
2nd 13:12 CH Klugh 16 run (PAT failed), 7-38, 1:56  
2nd 8:39 MT Smith 6 pass from Urzua (Rooker PAT), 7-80, 2:25  
2nd :18 MT Rooker 41 FG, 5-44, :36  
3rd 11:15 CH Klugh 4 run (Brewer PAT), 11-55, 3:45  
3rd 4:12 MT Smith 14 pass from Urzua (Rooker PAT), 7-78, 2:48  
3rd :19 CH Brewer 38 FG, 9-54, 3:53  
4th 8:18 MT Klugh 2 run (Brewer PAT), 12-61, 3:51  
4th 4:53 CH Kofa 8 pass from Klugh (Duke pass to Klugh), 1-8, :06  
4th 1:12 MT Lee 61 run (Rooker PAT), 4-77, 1:02

	MT	CHA
<b>FIRST DOWNS</b> .....	<b>21</b>	<b>22</b>
Rushing.....	8	9
Passing.....	12	11
Penalty.....	1	2
<b>NET YARDS RUSHING</b> .....	<b>221</b>	<b>164</b>
Rushing Attempts.....	30	45
Average Per Rush.....	7.4	3.6
Rushing Touchdowns.....	1	3
Yards Gained Rushing.....	254	193
Yards Lost Rushing.....	33	29
<b>NET YARDS PASSING</b> .....	<b>250</b>	<b>239</b>
Completions-Attempts-Int.....	26-44-2	22-50-0
Average Per Attempt.....	5.7	4.8
Average Per Completion.....	9.6	10.9
Passing Touchdowns.....	4	1
<b>TOTAL OFFENSE YARDS</b> .....	<b>471</b>	<b>403</b>
Total offense plays.....	74	95
Average Gain Per Play.....	6.4	4.2
Fumbles: Number-Lost.....	1-0	0-0
Penalties: Number-Yards.....	8-90	8-85
<b>PUNTS-YARDS</b> .....	<b>8-270</b>	<b>7-263</b>
Average Yards Per Punt.....	33.8	37.6
Net Yards Per Punt.....	31.2	35.7
Inside 20.....	1	1
50+ Yards.....	0	2
Touchbacks.....	1	0
Fair catch.....	0	1
<b>KICKOFFS-YARDS</b> .....	<b>7-418</b>	<b>6-330</b>
Average Yards Per Kickoff.....	59.7	55.0
Net Yards Per Kickoff.....	34.0	38.5
Touchbacks.....	3	2
Punt returns: Number-Yards-TD.....	2-13-0	3-0-0
Average Per Return.....	6.5	0.0
Kickoff returns: Number-Yds-TD.....	4-49-0	4-105-0
Average Per Return.....	12.2	26.2
Interceptions: Number-Yds-TD.....	0-0-0	2-5-0
Fumble Returns: Number-Yds-TD.....	0-0-0	0-0-0
Miscellaneous Yards.....	0	0
Possession Time.....	26:28	33:32
1st Quarter.....	9:08	5:52
2nd Quarter.....	5:58	9:02
3rd Quarter.....	5:07	9:53
4th Quarter.....	6:15	8:45
Third-Down Conversions.....	4 of 15	4 of 20
Fourth-Down Conversions.....	0 of 1	2 of 6
Red-Zone Scores-Chances.....	4-4	5-8
Touchdowns.....	4-4	4-8
Field goals.....	0-4	1-8
Sacks By: Number-Yards.....	2-17	0-0
PAT Kicks.....	5-5	2-3
Field Goals.....	1-1	1-2
Points off turnovers.....	0	8

**RUSHING:** Middle Tennessee-MATHERS, I. 16-101; LEE, Ty 2-68; JAMES, Richie 6-61; GARNETT, Ruben 2-12; ANDREWS, Dennis 1-4; URZUA, John 1-minus 1; TEAM 2-minus 24. Charlotte-PHILLIPS, Kalif 14-67; KLUGH, Hasaan 16-46; WASHINGTON, R. 12-39; LEMAY, Ben 2-10; JOHNSON, Matt 1-2.

**PASSING:** Middle Tennessee-URZUA, John 26-44-2-250. Charlotte-KLUGH, Hasaan 22-49-0-239; JOHNSON, Matt 0-1-0-0.

**RECEIVING:** Middle Tennessee-JAMES, Richie 8-89; MATHERS, I. 6-43; LEE, Ty 5-76; SMITH, Patrick 2-20; ANDREWS, Dennis 2-16; ANDERSON, D. 1-5; GARNETT, Ruben 1-4; CHESTER, Josh 1-minus 3. Charlotte-DUKE, Austin 8-112; KOFA, Workneh 4-70; PHILLIPS, Kalif 4-23; WASHINGTON, R. 3-10; FORD II, T.L. 2-9; HOFFMAN, Kyle 1-15.

**INTERCEPTIONS:** Middle Tennessee-None. Charlotte-LUCAS, Daquan 1-4; COOK, Nick 1-1.

**FUMBLES:** Middle Tennessee-TEAM 1-0. Charlotte-None.

### GAME #12

	<b>Florida Atlantic</b>	<b>56</b>
	<b>Middle Tennessee</b>	<b>77</b>

November 26, 2016 | Murfreesboro, TN  
Floyd Stadium | 10,227 | 3:24 | 48 degrees

Score by Quarters	1	2	3	4	Score
FAU	7	14	14	21	56
Middle Tennessee	21	21	7	28	77

1st 11:42 FA Terry 13 pass from Driskel (Joseph PAT), 8-85, 2:37  
1st 9:55 MT James 49 pass from Urzua (Rooker PAT), 5-75, 1:27  
1st 5:20 MT James 16 run (Rooker PAT), 7-77, 2:27  
1st 1:13 MT Mathers 44 run (Rooker PAT), 5-90, 1:58  
2nd 13:39 MT James 11 run (Rooker PAT), 4-71, 1:10  
2nd 9:00 FA Singletary 9 run (Joseph PAT), 10-64, 4:39  
2nd 6:06 MT Andrews 11 run (Rooker PAT), 7-73, 2:54  
2nd 1:43 FA Howell 2 run (Joseph PAT), 11-75, 4:23  
2nd :41 MT Mathers 18 run (Rooker PAT), 3-59, 1:02  
3rd 9:17 MT Andrews 5 run (Rooker PAT), 12-92, 4:28  
3rd 7:37 FA Howell 30 run (Joseph PAT), 5-72, 1:40  
3rd 5:07 FA Driskel 4 run (Joseph PAT), 5-62, 1:13  
4th 12:13 FA Bussey 10 pass from Driskel (Joseph PAT), 13-60, 4:59  
4th 10:30 MT Mathers 8 run (Rooker PAT), 6-75, 1:43  
4th 9:28 MT James 3 run (Rooker PAT), 1-3, :04  
4th 5:52 MT Andrews 1 run (Rooker PAT), 5-75, 1:48  
4th 5:40 MT Sanders 20 INT Return (Rooker PAT)

	FAU	MT
<b>FIRST DOWNS</b> .....	<b>35</b>	<b>28</b>
Rushing.....	17	18
Passing.....	17	10
Penalty.....	1	0
<b>NET YARDS RUSHING</b> .....	<b>299</b>	<b>495</b>
Rushing Attempts.....	53	57
Average Per Rush.....	5.6	8.7
Rushing Touchdowns.....	6	9
Yards Gained Rushing.....	330	503
Yards Lost Rushing.....	31	8
<b>NET YARDS PASSING</b> .....	<b>290</b>	<b>262</b>
Completions-Attempts-Int.....	26-35-4	11-16-0
Average Per Attempt.....	8.3	16.4
Average Per Completion.....	11.2	23.8
Passing Touchdowns.....	2	1
<b>TOTAL OFFENSE YARDS</b> .....	<b>589</b>	<b>757</b>
Total offense plays.....	88	73
Average Gain Per Play.....	6.7	10.4
Fumbles: Number-Lost.....	1-0	0-0
Penalties: Number-Yards.....	1-10	3-22
<b>PUNTS-YARDS</b> .....	<b>4-177</b>	<b>3-127</b>
Average Yards Per Punt.....	44.2	42.3
Net Yards Per Punt.....	44.2	42.3
Inside 20.....	2	1
50+ Yards.....	2	1
Touchbacks.....	0	0
Fair catch.....	3	1
<b>KICKOFFS-YARDS</b> .....	<b>8-513</b>	<b>12-678</b>
Average Yards Per Kickoff.....	64.1	56.5
Net Yards Per Kickoff.....	37.8	32.2
Touchbacks.....	6	0
Punt returns: Number-Yards-TD.....	0-0-0	0-0-0
Average Per Return.....	0.0	0.0
Kickoff returns: Number-Yds-TD.....	11-291-0	2-61-0
Average Per Return.....	26.5	30.5
Interceptions: Number-Yds-TD.....	0-0-0	4-78-1
Fumble Returns: Number-Yds-TD.....	0-0-0	0-0-0
Miscellaneous Yards.....	0	0
Possession Time.....	33:17	26:43
1st Quarter.....	8:07	6:53
2nd Quarter.....	9:45	5:15
3rd Quarter.....	6:20	8:40
4th Quarter.....	9:05	5:55
Third-Down Conversions.....	8 of 14	6 of 10
Fourth-Down Conversions.....	2 of 2	0 of 1
Red-Zone Scores-Chances.....	7-7	8-8
Touchdowns.....	7-7	8-8
Field goals.....	0-7	0-8
Sacks By: Number-Yards.....	0-0	3-26
PAT Kicks.....	8-8	11-11
Field Goals.....	0-0	0-0
Points off turnovers.....	0	14

**RUSHING:** FAU-SINGLETARY, D. 29-235; HOWELL, Greg 11-51; WARREN, Jay 4-7; WHYTE, Kerith 2-4; DRISKEL, Jason 7-2. Middle Tennessee-MATHERS, I. 18-213; JAMES, Richie 22-207; ANDREWS, Dennis 8-50; GARNETT, Ruben 6-13; LEE, Ty 2-9; WEST, Terelle 1-3.

**PASSING:** FAU-DRISKEL, Jason 25-33-3-291; PARR, Daniel 1-2-1-minus 1. Middle Tennessee-JAMES, Richie 5-6-0-76; URZUA, John 3-6-0-79; ANDREWS, Dennis 2-3-0-73; MATHERS, I. 1-1-0-34.

**RECEIVING:** FAU-WOODS, Kalib 6-70; SINGLETARY, D. 5-60; TERRY, Nate 4-38; BUSSEY, Henry 4-31; HARRISON, T. 3-52; BOWENS, Dustin 1-27; HOWELL, Greg 1-10; CAMERON, Tyler 1-3; BRUNSON, James 1-minus 1. Middle Tennessee-JAMES, Richie 4-120; MATHERS, I. 2-37; LEE, Ty 2-18; BROWN, Tyshawn 1-38; SMITH, Patrick 1-28; WINDHAM, CJ 1-21.

**INTERCEPTIONS:** FAU-None. Middle Tennessee-CUTRER, Jeremy 2-0; MINTER, Michael 1-58; SANDERS, DJ 1-20.

**FUMBLES:** FAU-DRISKEL, Jason 1-0. Middle Tennessee-None.

## ALL-TIME BOWL SUPERLATIVES

- Longest Run from Scrimmage:** 54 yds; rb Phillip Tanner vs. Miami, OH, 2011 GoDaddy (TD)  
Opponent: 62 yds; tb Jamauri Bogan, Western Michigan, 2015 Bahamas Bowl (TD)
- Longest Pass Completion:** 48 yds; qb Brent Stockstill to wr Ed Batties vs. Western Michigan, 2015 Bahamas Bowl  
Opponent: 80 yds; qb Zach Terrell to wr Corey Davis, Western Michigan, 2015 Bahamas Bowl (TD)
- Longest Punt Return:** 39 yds; tb Desmond Gee vs. Central Michigan, 2006 Motor City  
Opponent: 44 yds; wr DeMarco Paine, Miami, OH, 2011 GoDaddy
- Longest Kickoff Return:** 32 yds; wr Ed Batties vs Western Michigan, 2015 Bahamas Bowl  
Opponent: 39 yds; db Dayonne Nunley, Miami, OH, 2011 GoDaddy; Marcus Thomas, Navy, 2013 Armed Forces
- Longest Interception Return:** 12 yds; lb Danny Carmichael vs. Southern Miss, 2009 New Orleans  
Opponent: 56 yds; lb Doug Kress, Central Michigan, 2006 Motor City (TD)
- Longest Punt:** 56 yds; Josh Davis vs. Navy, 2013 Armed Forces  
Opponent: 55 yds; Tony Mikulec, Central Michigan, 2006 Motor City
- Longest Field Goal:** 43 yds; Cody Clark vs Navy, 2013 Armed Forces  
Opponent: 47 yds; A. Haldeman, Western Michigan, 2015 Bahamas Bowl
- Most Rushing Carries:** 26; qb Dwight Dasher vs. Southern Miss, 2009 New Orleans  
Opponent: 27; rb Thomas Merriweather, Miami, OH, 2011 GoDaddy
- Most Rushing Yards:** 201; qb Dwight Dasher vs. Southern Miss, 2009 New Orleans  
Opponent: 215; rb Jamauri Bogan, Western Michigan, 2015 Bahamas Bowl
- Most Rushing TDs:** 2; qb Dwight Dasher vs. USM, 2009 New Orleans; rb Phillip Tanner vs Miami, OH, 2011 GoDaddy  
Opponent: 4; rb Jamauri Bogan, Western Michigan, 2015 Bahamas Bowl
- Most Passing Attempts:** 37; qb Clint Marks vs. Central Michigan, 2006 Motor City  
Opponent: 35; qb Austin Boucher, Miami, OH, 2011 GoDaddy
- Most Passing Completions:** 39; qb Brent Stockstill vs. Western Michigan, 2015 Bahamas Bowl  
Opponent: 26; qb Zach Terrell, Western Michigan, 2015 Bahamas Bowl
- Most Passing Yards:** 327; qb Brent Stockstill vs. Western Michigan, 2015 Bahamas Bowl  
Opponent: 297; qb Zach Terrell, Western Michigan, 2015 Bahamas Bowl
- Most Touchdown Passes Thrown:** 3, qb Brent Stockstill vs. Western Michigan, 2015 Bahamas Bowl  
Opponent: 3, qb Martevious Young, Southern Miss, 2009 New Orleans
- Most Receptions:** 9; tb Desmond Gee vs. Central Michigan, 2006 Motor City; wr Kyle Griswold vs Navy, 2013 Armed Forces  
Opponent: 8; wr Corey Davis, Western Michigan, 2015 Bahamas Bowl
- Most Receiving Yards:** 126; wr Richie James vs Western Michigan, 2015 Bahamas Bowl  
Opponent: 183; wr Corey Davis, Western Michigan, 2015 Bahamas Bowl
- Most Receiving Touchdowns:** 2; wr Ed Batties vs. Western Michigan, 2015 Bahamas Bowl  
Opponent: 2, wr DeAndre Brown, Southern Miss, 2009 New Orleans
- Most Yards Total Offense:** 363; qb Dwight Dasher vs. Southern Miss, 2009 New Orleans  
Opponent: 295; qb Martevious Young, Southern Miss, 2009 New Orleans
- Most Points:** 12; by three players  
Opponent: 24, rb Jamauri Bogan, Western Michigan, 2015 Bahamas Bowl
- Most Field Goals Made:** 2; Cody Clark vs Navy, 2013 Armed Forces  
Opponent: 2; Daniel Hrapmann, Southern Miss, 2009 New Orleans
- Most Tackles:** 14; s Kevin Byard vs. Navy, 2013 Armed Forces  
Opponent: 13; lb Jerrell Wedge, Miami, OH, 2011 GoDaddy
- Most INT:** 1; by four players  
Opponent: 1, by eight players
- Most Interception Return Yards:** 12; lb Danny Carmichael vs. Southern Miss, 2009 New Orleans  
Opponent: 56; lb Doug Kress, Central Michigan, 2006 Motor City
- Most Kickoff Return Yards:** 86; db Kenneth Gilstrap vs. Navy, 2013 Armed Forces  
Opponent: 88; wr D. Phillips, Western Michigan, 2015 Bahamas Bowl
- Most Punt Return Yards:** 39; tb Desmond Gee vs. Central Michigan, 2006 Motor City  
Opponent: 60; Pablo Beltran, Navy, 2013 Armed Forces
- Best Punting Average:** 40.3 yds; Josh Davis vs. Navy, 2013 Armed Forces  
Opponent: 47.0 yds; Tony Mikulec, Central Michigan, 2006 Motor City
- 100-yard rushing performances:** Dwight Dasher (201 yds. vs. Southern Miss, 2009 New Orleans)  
Opponent: 215 yards; rb Jamauri Bogan vs Western Michigan, 2015 Bahamas Bowl
- 300-yard passing performances:** 1, Brent Stockstill vs. Western Michigan, 2015 Bahamas Bowl  
Opponent: none
- Blocked Kicks:** dt Derrek Upshaw vs. Miami, OH, 2011 GoDaddy (FG)  
Opponent: none
- Blocked Punts:** none  
Opponent: none



## Middle Tennessee Offensive High and Low Marks

	Best
First Downs	23 vs. USM 2009 New Orleans
Rush	12 vs. USM 2009 New Orleans
Pass	14 vs. Navy, 2013 Armed Forces
Penalties	3 vs. CMU 2006 Motor City
Rushing Yards	243 vs. USM 2009 New Orleans
Passing Yards	327 vs. WMU, 2015 Bahamas Bowl
Total Offense	450 vs. USM 2009 New Orleans
Offensive Plays	72 vs. USM 2009 New Orleans
Rush Attempts	44 vs. USM 2009 New Orleans
Pass Attempts	41 vs. CMU 2006 Motor City
Pass Completions	27 vs. CMU 2006 Motor City
Pass Interceptions	0 vs. USM 2009 New Orleans
Fumbles Lost	0 vs. CMU 2006 Motor City; Navy, 2013 Armed Forces
Penalty Yards	40 vs. WMU, 2015 Bahamas Bowl
Points Scored	42 vs. USM 2009 New Orleans
Rushing TD	3 vs. USM 2009 New Orleans; Miami, OH, 2011 GoDaddy
Passing TD	3 vs. USM 2009 New Orleans; vs WMU, 2015 Bahamas Bowl
Points in a Quarter	17 (1) vs WMU, 2015 Bahamas Bowl
Points in a Half	28 (2) vs. USM 2009 New Orleans

## Middle Tennessee Defensive High and Low Marks

	Best
First Downs	18 vs. Western Michigan, 2015 Bahamas Bowl
Rush	6 vs. USM 2009 New Orleans
Pass	2 vs. Navy, 2013 Armed Forces
Penalty	0 vs. Western Michigan, 2015 Bahamas Bowl
Rushing Yards	118 vs. Miami, OH, 2011 GoDaddy
Passing Yards	19 vs. Navy, 2013 Armed Forces
Total Offense	311 vs. CMU 2006 Motor City
Offensive Plays	58 vs. CMU 2006 Motor City
Rush Attempts	32 vs. CMU 2006 Motor City
Pass Attempts	7 vs. Navy, 2013 Armed Forces
Pass Completions	3 vs. Navy, 2013 Armed Forces
Pass Interceptions	2 vs. USM 2009 New Orleans
Fumbles Recovered	2 vs. Navy, 2013 Armed Forces
Points Given up	24 vs. Navy, 2013 Armed Forces
Rushing TD Allowed	1 vs. USM 2009 New Orleans
Passing TD Allowed	0 vs. Navy, 2013 Armed Forces
Points given up (Quarter)	0 vs. Navy, 2013 Armed Forces
Points given up (half)	10 (1) vs. Navy, 2013 Armed Forces

Longest TD Drive by MT: 89 yards vs. Miami, OH, 2011 GoDaddy

Longest TD Drive by an opponent: 85 yards by Western Michigan, 2015 Bahamas Bowl

### Worst

15 vs. Miami, OH, 2011 GoDaddy
5 vs. CMU 2006 Motor City
8 vs. Miami, OH, 2011 GoDaddy
0 vs. Miami, OH, 2011 GoDaddy; WMU, 2015 Bahamas Bowl
61 vs. CMU 2006 Motor City
162 vs. Miami, OH, 2011 GoDaddy
309 vs. Navy, 2013 Armed Forces
60 vs. Navy, 2013 Armed Forces
26 vs. WMU, 2015 Bahamas Bowl
28 vs. USM 2009 New Orleans
17 vs. USM 2009 New Orleans
4 vs. Miami, OH, 2011 GoDaddy
1, three times
103 vs. CMU 2006 Motor City
6 vs. Navy, 2013 Armed Forces
0 vs. Navy, 2013 Armed Forces
0, three times
0
0 vs Navy, 2013 Armed Forces (2nd)

### Worst

26 vs. Navy, 2013 Armed Forces
21 vs. Navy, 2013 Armed Forces
12 vs. USM 2009 New Orleans; Miami, OH, 2011 GoDaddy
4 vs. CMU 2006 Motor City
366 vs. Navy, 2013 Armed Forces
331 vs. Western Michigan, 2015 Bahamas Bowl
613 vs. Western Michigan, 2015 Bahamas Bowl
77 vs. Miami, OH, 2011 GoDaddy
67 vs. Navy, 2013 Armed Forces
37 vs. Miami, OH, 2011 GoDaddy
23 vs. Miami, OH, 2011 GoDaddy
0, twice
0 (four times)
45 vs. Western Michigan, 2015 Bahamas Bowl
4 vs. Western Michigan, 2015 Bahamas Bowl
3 vs. USM 2009 New Orleans
21 (4) vs. Western Michigan, 2015 Bahamas Bowl
28 (2) vs. Western Michigan, 2015 Bahamas Bowl





# PLAYER BIOS

2016 MIDDLE TENNESSEE BLUE RAIDERS





**DT**

**91 JUSTIN AKINS**  
6-4 • 257 • R-JUNIOR • JENKINSBURG, GA

#### 2016 (r-Junior)

- Played in all 12 games and was in on 450 snaps
- Tied for 13th on the team with 26 tackles and led all linemen with four pass breakups
- Had four tackles vs Missouri, UTSA and Marshall
- Turned in three stops against Vanderbilt and North Texas

#### 2015 (r-Sophomore)

- Saw action in all 13 games and earned one start
- Finished season with 11 total tackles, including 2.0 TFLs, 1.5 sacks and an interception
- Played 234 total snaps, including a season-high 48 against Western Michigan
- Collected his first career sack in season opener against Jackson State
- Registered three stops in win over North Texas
- Had two tackles and an interception in first career start against Western Michigan

#### 2014 (r-Freshman)

- Sat out due to NCAA transfer rules and will be eligible in 2015

#### 2013 (Freshman)

- Took a redshirt year at Georgia Tech before transferring to Middle Tennessee

#### High School

- Played four seasons for coach Mike Parris at Jackson High School
- Served two years as a team captain
- A two-time all-state selection
- Recorded a personal best four sacks in one game against Drew HS
- Named to the Prepstar All-Southeast Region Team
- Ranked as the state's No. 78 prospect overall by Rivals
- Had more than 20 Division I offers

#### Personal

- Full name: Justin David Akins
- Parents: David Akins and Sherry Whitaker
- Birthdate: 4/11/95
- Other: Has two siblings — Dillon Whitaker and Zion Akins
- Major: Liberal Studies

CAREER STATISTICS												
Tackles	G	UA	A	Total	TFL	Yds	QBS	YDS	PD	FF	FR	INT
2015	13	7	6	13	2.0	12	1.5	11	0	0	0	1-0
2016	12	11	15	26	0.0	0	0.0	0	4	0	0	0-0
<b>Total</b>	<b>25</b>	<b>18</b>	<b>21</b>	<b>39</b>	<b>2.0</b>	<b>12</b>	<b>1.5</b>	<b>11</b>	<b>4</b>	<b>0</b>	<b>0</b>	<b>1-0</b>



**LB**

**50 JUSTIN ALABI**  
6-1 • 230 • R-SENIOR • SUWANEE, GA

#### 2016 (r-Senior)

- Did not compete in any games

#### Prior to MT

- Was on the Air Force Academy roster in 2013 then transferred to Santa Ana College for 2014-15

#### High School

- Lettered four years in football and two in track
- Was a second-team all-county selection as a junior in football
- Named the county defensive lineman of the year as a senior
- Earned all-state honors as a senior
- High school football coach was Bob Sphire

#### Personal

- Full name: Justin Emmanuel Alabi
- Parents: Emmanuel Alabi and Crystal Cardwell
- Birthdate: 4/15/94
- Major: Undecided



**WR**

**25 DESMOND ANDERSON**  
5-10 • 176 • SOPHOMORE • PACOLET, SC

#### 2016 (Sophomore)

- Earned the Most Improved Running Back award in the spring
- Was moved to receiver mid-way through fall camp
- Played in nine games and had one start
- Was sixth on team with 10 catches for 135 yards and one TD
- Had three catches, including a touchdown in opener against Alabama A&M
- Earned his first career start at receiver against Vanderbilt and had two receptions while also having two catches against North Texas
- Did not play at FIU or against UTSA or Marshall due to a hamstring pull

#### 2015 (Freshman)

- Played in nine games and had one start
- Ranked third on the team in rushing with 378 yards on 83 carries to go with four touchdowns
- Played 192 total snaps with 146 coming against FIU, LA Tech and Marshall
- Missed the Jackson State and Alabama games with an injury
- In his first collegiate game, Anderson rushed 12 times for 66 yards and a touchdown in win over Charlotte
- Rushed 29 times for 144 yards and three touchdowns in win over FIU
- Led the team with 101 yards rushing on 25 carries in win over Marshall
- Did not play at UTSA or in bowl game due to an injury



### High School

- Lettered in football, basketball, and track at Broome High School
- Named the Region 3-AAA Player of the Year in 2014 while also earning all-state honors
- Voted the team's Offensive Player of the Year as a senior
- Was among the state's rushing leaders with over 2,100 yards and 28 touchdowns (10.7 yards a carry)
- Named the Spartanburg Herald Journal and the WSPA Channel 7 Player of the Week against Chester High School when he returned a punt for a touchdown and rushed for 349 yards and six touchdowns
- Crowned the state long jump champion in 2014
- Was all-state in track in 2013 and 2014 while earning all-region honors in 2012, 2013, and 2014
- Played football for Coach Jett Turner

### Personal

- Full name: Desmond Rennell Anderson
- Parents: Demetrius and Anita Anderson
- Birthdate: 4/28/97
- Other: Cousin Charone Peake is a wide receiver at Clemson
- Major: Undecided.

### CAREER STATISTICS

Rushing	G	Att	Yds	TD	Lg	Avg/C	Avg/G
2015	9	83	378	4	20	4.6	42.0
2016	9	1	29	0	29	29.0	3.2
<b>Total</b>	<b>18</b>	<b>84</b>	<b>407</b>	<b>4</b>	<b>29</b>	<b>4.8</b>	<b>22.6</b>

Receiving	G	Rec	Yds	TD	Lg	Rec/G	Avg/C	Avg/G
2015	9	1	42	0	42	0.1	42.0	4.7
2016	9	10	135	1	24	1.1	13.5	15.0
<b>Total</b>	<b>18</b>	<b>11</b>	<b>177</b>	<b>1</b>	<b>42</b>	<b>0.6</b>	<b>16.1</b>	<b>9.8</b>



**20 DENNIS ANDREWS**  
6-0 • 179 • R-SENIOR • TALLAHASSEE, FL

### 2016 (r-Senior)

- Named Honorable Mention All-C-USA
- Played in 12 games and had 10 starts
- Ranked fourth on team in receiving with 28 catches for 370 yards and seven TDs
- 707 snaps is second most among receivers
- Had four or more receptions five times
- Scored touchdowns against AAMU, North Texas, WKU, Missouri, UTSA and Marshall
- Hauled in five passes for 65 yards and two touchdowns at Missouri
- Completed two passes for 73 yards against FAU

### 2015 (r-Junior at Georgia Tech)

- Missed the entire season

### 2014 (r-Sophomore at Georgia Tech)

- Played in 11 games
- Rushed 16 times for 106 yards, including a long of 30 yards.

### 2013 (r-Freshman at Georgia Tech)

- Played in all 13 games
- Rushed for 140 yards on 12 carries for a team-best 11.7 yards per attempt
- His only reception went for 37 yards
- Averaged 27.2 yards on five kickoff returns
- Carried twice for a career-best 51 yards vs. Alabama A&M (Nov. 23)
- Had a 44-yard kickoff return vs. Ole Miss in the Music City Bowl (Dec. 30)

### 2012 (Freshman at Georgia Tech)

- Redshirted

### High School

- Played for head coach Ronnie Cottrel at Godby High School
- Considered one of the top "athletes" in the 2012 Georgia Tech class
- Rated No. 79 at quarterback nationally by Scout.com and the No. 44 overall prospect in Florida by MaxPreps.com
- Passed for 5,426 yards and 36 TDs in his high school career, including 2,073 yards and 17 TDs as a senior
- Averaged 4.8 yards per carry in his career (1,915 yards) and scored 22 rushing TDs

### Personal

- Full name: Dennis Andrews
- Parents: Dennis and Marcella Andrews
- Other: father, Dennis, was a fullback at Florida State, and his uncle played safety at Alabama
- Birthdate: 12/6/93
- Major: Undecided

### CAREER STATISTICS

Receiving	G	Rec	Yds	TD	Lg	Rec/G	Avg/C	Avg/G
2016	12	28	370	7	34	2.3	13.2	30.8



**40 BRANDON ARCHER**  
6-0 • 175 • FRESHMAN • MEMPHIS, TN

### 2016 (Freshman)

- Took a redshirt year

### High School

- Lettered in football, track and rugby at Christian Brothers High School
- Played football for Coach Scott Vogel

### Personal

- Brandon Ardell Archer
- Parents: Courtney Archer and the late Christopher Archer
- Birthdate: 9/3/97
- Major: Athletic Training



**11 MILLER ARMSTRONG**  
6-0 • 200 • FRESHMAN • MURFREESBORO, TN

### 2016 (Freshman)

- Took a redshirt

### High School

- Lettered in football and basketball at Blackman High School

CONFERENCE CHAMPIONS: 1935, 1936, 1956, 1957, 1958, 1959, 1964, 1965, 1985, 1989, 1990, 1992, 2001, 2006

- Was all-region as a quarterback his senior year and all-district as a linebacker during his junior campaign
- Named the Penn Station Player of the Year
- Played for Coach David Watson

#### Personal

- Stuart Miller Armstrong
- Parents: Wayne and Kim Armstrong
- Birthdate: 6/12/97
- Major: Undecided



#### 2016 (Senior)

- Missed the entire season with an injury and was redshirted

#### 2015 (Junior)

- Played in 12 games
- Finished year with eight total tackles
- Was in on 176 total snaps, including a season-high 24 against FIU
- Had two stops in opening win over Jackson State

#### Hinds CC

- Rated a three-star recruit by 247Sports
- Earned first team all-state honors after collecting 61 tackles, seven TFLs, 6.5 sacks and a forced fumble in 2014
- As a freshman he turned in 38 tackles, including two sacks, nine TFLs and a forced fumble
- Named to Who's Who among student's in American Community and Junior Colleges

#### High School

- Played at Osceola High School

#### Personal

- Full name: Peter A. Bailey
- Parents: Peter Bailey Sr. and Kimberly Cone
- Birthdate: 12/17/93
- Major: Liberal Studies

#### CAREER STATISTICS

Tackles	G	UA	A	Total	TFL	Yds	QBS	YDS	PD	FF	FR	INT
2015	12	3	5	8	0	0	0	0	0	0	0	0



#### 2016 (Freshman)

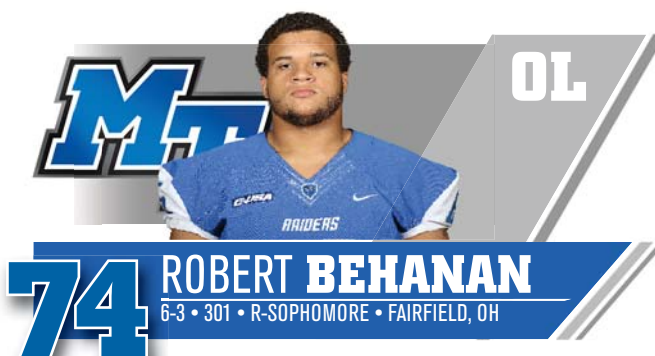
- Took a redshirt year

#### High School

- Lettered in football and lacrosse for North Paulding High School
- Rated a three-star recruit by Scout and 247Sports
- Threw for 6,211 yards combined his junior and senior seasons to go with 61 touchdowns
- Had 2,713 yards passing, 24 touchdowns and led team in rushing as a senior while adding 3,498 passing yards (15th all-time in Georgia history) and 32 touchdowns (14th all-time in Georgia history) as a junior to lead the state
- Was named the Paulding Athlete of the Year for 2014-15 while being tabbed honorable mention all-state. Earned first team all-region honors and County Player of Year as a junior and senior
- Competed in the Rising Seniors game
- Threw for 560 yards against Harriman in 2014 which ranked third all-time in state of Georgia history and earned him USA Today HS Sports Performance of the Week recognition
- In lacrosse he was named a Georgia Brine National All-American, was a three-year letter-winner, team captain, team MVP and offensive player of year in 2013 and 2014
- Played football for Coach Scott Jones

#### Personal

- Full name: Kyle Robert Banks
- Parents: Bob and Jeanne Banks
- Birthdate: 7/9/97
- Major: Undecided



#### 2016 (r-Sophomore)

- Played in all 12 games and earned two starts
- Was in on 282 total snaps with 167 coming in final two games of the regular season
- Member of the field goal and extra point team
- Started against Charlotte and FAU

#### 2015 (r-Freshman)

- Played in six games with most of his time coming on special teams
- Saw action in 62 total snaps, including a season-best 21 against Charlotte

#### 2014 (Freshman)

- Took a redshirt year

#### High School

- Three-star recruit by Scout.com
- Led Fairfield High School to a 9-1 mark his senior year and a trip to the playoffs for the first time in eight years
- Voted second team all-Southwest District in 2013 while also garnering all-area accolades. Also first team all-city, all-conference, and region 15 team member
- Ranked as the 30th best lineman prospect by the Rivals Camp Series in summer 2013
- Named to 2013 Preseason All-Tri-State Football Third Team
- A member of the Captains Council, the J. Kyle Braid Leadership Foundation, and the Fairfield safe and drug free coalition
- Played for coach Jason Krause

#### Personal

- Full name: Robert Edward Behanan Jr
- Parent: Kerri Behanan
- Birthdate: 5/13/96
- Major: Liberal Studies



**88 AIDAN BLACK**  
6-3 • 230 • SOPHOMORE • ATHENS, GA

#### 2016 (Sophomore)

- Did not see action in any games

#### Robert Morris

- Did not play in any games as a freshman

#### High School

- Named All-Northeast Georgia as a junior and senior at Athens Academy
- Also earned first team all-region and all-county honors at tight end in his senior season
- Caught 17 passes for 241 yards and a pair of touchdowns in 2014
- Also earned three letters each in basketball and track & field

#### Personal

- Full name: Aidan Alexander Black
- Parents: Joel and Michelle Black
- Birthdate: 10/17/96
- Major: Finance



**87 RICKY BLAIR**  
6-3 • 185 • JUNIOR • HACIENDA HEIGHTS, CA

#### 2016 (Junior)

- Played in three games and had 58 total snaps
- Had two catches for 50 yards on the season
- Hauled in a 43-yard pass in opener against AAMU and added a catch in win over LA Tech

#### Pasadena City College

- Two-year starter at Pasadena
- Led the team in 2015 with 46 receptions for 629 yards and eight touchdowns
- In 2014, added 31 receptions for 546 yards and four touchdowns

#### High School

- Lettered in football at Los Altos High School where he played for Coach Dale Ziola
- Earned all-conference honors as a receiver

#### Personal

- Full name: Ricky Anthony Blair
- Parents: Rick Blair and Rita Bishop
- Birthdate: 1/16/1994
- Major: Liberal Studies

#### CAREER STATISTICS

Receiving	G	Rec	Yds	TD	Lg	Rec/G	Avg/C	Avg/G
2016	3	2	50	0	43	0.6	25.0	16.7



**99 MATT BONADIES**  
6-1 • 213 • SOPHOMORE • BUFORD, GA

#### 2016 (Sophomore)

- Named to the Ray Guy Award Watch List
- Played in 12 games and had a 38.4-yard average
- Had four punts of over 50 yards and put 16 inside opponents 20
- Had a 44.4-yard average on five kicks in win over LA Tech with four being downed inside the 20-yard line
- Averaged 42.3 yards a punt on three attempts at Vanderbilt
- Registered a 42.5 average on six punts against Bowling Green in pouring rain with four being downed inside the 20-yard line
- Had punts of 59, 57, 54 and 53 yards

#### 2015 (Freshman)

- Played in eight games and led team with a 41.3-yard average, including a long of 53 yards
- Also had 10 punts downed inside the 20
- Earned his first career start against FIU and averaged 42.4 yards on four punts
- Had a 44.7-yard average on six punts at LA Tech and put two inside the 20
- Averaged 40 yards a punt in a driving rain storm at FAU and placed three inside the 20-yard line
- Had a 44.8-yard average on five kicks against Western Michigan, including a 52 yarder

#### High School

- A three-year starter for Buford High School where he was part of three straight state championships
- 2014 Class AAA first team all-state
- Owns the school scoring record, longest made field goal (48) and best average kickoff yardage
- Selected as one of two kickers for the 2013 Georgia Rising Seniors Junior Bowl, recognized as 2012 Region Specialist of the Year, 1st Team All Region, 2013 2nd Team All-State, Gwinnett All-County Team Kicker, Class AAA 1st Team Offense Kicker in the State of Georgia, National Kickoff Champion Class of 2015 (Chris Sailer), Georgia Nike Camp Kickoff Champion (Chris Sailer), Georgia Nike Camp Finalist (Chris Sailer), 2013 Vegas Event Last Man Standing Field Goal Champion Class of 2015 (Chris Sailer), and 1st Place Punter Class of 2015 (Kornblue Kicking)
- As a senior he made 5 of 7 field goals, had a punting average of 47.8 yards and 88 percent of his kickoffs were touchbacks
- Hit a 43-yard field goal to help Buford win the 2012 state championship over St. Pius, and hit a 48 and 42-yard field goal in the third round of the playoffs that season
- Also lettered in soccer at Buford
- Played football for Coach Jess Simpson

#### Personal

- Full name: Matthew Gregory Bonadies
- Parents: Gregory and Debbie Bonadies
- Birthdate: 12/23/96
- Major: Undecided

#### CAREER STATISTICS

Punting	G	No.	Yards	Lg	Avg	FC	+50	In20
2015	8	31	1280	53	41.3	4	3	10
2016	12	55	2114	59	38.4	18	4	16
Total	20	86	3394	59	39.5	22	7	26





#### 2016 (Sophomore)

- Named Honorable Mention All-C-USA
- Earned the Offensive Lineman Grinder award in the spring
- Played and started all 12 games
- Part of an offensive line that had the most pass attempts in C-USA and the fewest sacks allowed
- Integral part of an offense that produced a 1,000-yard rusher, 1,000-yard receiver and set single-season records in points, touchdowns and total yards
- Was in on 906 snaps which was second among linemen
- Played 80 or more snaps seven times
- Played a season-high 88 snaps against Vanderbilt

#### 2015 (Freshman)

- Named to the All-C-USA Freshman Team
- Played in all 13 games and had 11 starts (4 at tackle, 7 at guard)
- Ranked third among linemen with 875 snaps played, including a season-best 92 against Jackson State
- Was integral in the Blue Raider offense setting single-season records in total offense, scoring and passing yards while helping produce the first 4,000-yard passer and two 1,000-yard receivers in the same season for first time in school history

#### High School

- A three-year letterman and starter in football
- Helped lead Florence High School to an 11-3 record and a spot in the semifinals of the state championship his senior year while earning second team all-state honors by the ASWA
- Was also first team all-region in 6A
- Earned honorable mention all-state recognition as a junior
- Garnered first team all-region and all-county honors in 2012 and 2013
- Played for Coach Jason Wallace

#### Personal

- Full name: Chandler Wade Brewer
- Parent: Darrell and Sue Anne Brewer
- Birthdate: 6/12/97
- Major: Agriculture Business



#### 2016 (r-Freshman)

- Played all 12 games and ranked 11th on team with 35 tackles and four pass breakups
- Second on the team in special teams stops with eight
- Had five tackles against FIU, Charlotte and FAU
- Collected four stops against AAMU, LA Tech, and North Texas

#### 2015 (Freshman)

- Took a redshirt year

#### High School

- Lettered in football and track at Benjamin E. Mays High School
- Earned first team all-region honors as a senior after registering 92 tackles, three interceptions, two forced fumbles and two fumble recoveries
- Had 76 tackles as a junior on way to earning second team all-region honors
- Was a state participant in the 4x100 in track
- Member of the Beta Club, National Honor Society and Top 10 Percent

#### Personal

- Full name: Khalil Hasaan Brooks
- Parent: Mary Brooks
- Birthdate: 7/7/97
- Major: Undecided

#### CAREER STATISTICS

Tackles	G	UA	A	Total	TFL	Yds	QBS	YDS	PD	FF	FR	INT
2016	12	24	11	35	2.0	7	0.5	3	4	0	0	0



#### 2016 (Freshman)

- Took a redshirt year

#### High School

- Lettered in football at Smyrna High School
- Was a three-year starter and two-year captain
- Earned all-region honors three years in a row

#### Personal

- Full name: Austin James Brown
- Parents: Roger and Olivia Rose
- Birthdate: 8/24/97
- Major: Undecided



#### 2016 (r-Senior)

- Played in eight games and was in on 178 total snaps
- Had nine total tackles on the season and all came on special teams
- Did not participate in spring drills while recovering from an injury
- Did not play at North Texas or against WKU due to an injury
- Returned against Missouri
- Had three special teams tackles in win at FIU
- Did not play against UTSA or at Marshall

#### 2015 (r-Junior)

- Played in 10 games and saw action in 188 total snaps
- Finished year with 13 tackles and was second on the team in special teams tackles with 12
- Was credited with four stops at Illinois, two at LA Tech and two vs North Texas

## 2014 (r-Sophomore)

- Named team's most improved safety following spring practice
- Played in all 12 games
- Finished with a career-high 24 tackles to go with two pass breakups
- Saw action in 358 total snaps, including a season-high 67 against WKU
- Had two stops and a pass breakup against Savannah State
- Registered five tackles, including four solos in win over WKU
- Added a pass breakup at Memphis
- Led the team in tackles at ODU with seven
- Collected three tackles against Marshall
- Had two stops in wins over UAB and FAU

## 2013 (r-Freshman)

- Played in all 13 games and earned one start
- Had 17 total tackles to go with two pass breakups, a fumble recovery and a blocked kick
- Played 389 snaps on the season, including a season-high 63 against Marshall (201 total snaps on special teams)
- Tied for third on the team with five special teams tackles
- Credited with a fumble recovery at FAU
- Had four total tackles at BYU
- Turned in five stops at North Texas
- Made his first career start at safety against Marshall and responded with five tackle and two pass breakups
- Also recorded his first career blocked punt which he also picked up for a touchdown in the win over the Herd

## 2012 (Freshman)

- Took a redshirt year

## High School

- Listed as the 44th best player in state of Georgia by 247sports.com
- Led Seminole County to an 11-2 record in 2011 and a trip to the state quarterfinals by registering a school record 1,805 rushing yards (ranked ninth in state) and 33 touchdowns
- Named to the Atlanta Journal Constitution and the Associated Press All-State first team (chosen as a running back by the AP and a defensive back by the AJC)
- Voted the Region 1-A Offensive Player of the Year and the Albany Herald Player of the Year
- Named to the Dothan Eagle Fantastic 12
- Rushed for 270 yards on 23 carries in 2011 state first round game
- Only played in one game as a junior after dislocating his hip
- Rushed for 1,400 yards and 26 touchdowns as a sophomore
- For his career he rushed for 3,816 yards
- Lettered in football, baseball, and basketball at Seminole County
- Played for Coach Alan Ingram

## Personal

- Full name: Christopher Eugene Brown
- Parents: Christopher and Erica Brown
- Birthdate: 9/9/93
- Major: Liberal Studies (pursuing second degree)

## CAREER STATISTICS

Tackles	G	UA	A	Total	TFL	Yds	QBS	YDS	PD	FF	FR	INT
2013	13	8	9	17	0.0	0	0	0	2	0	1	1
2014	12	18	6	24	0.0	0	0	0	2	0	0	0
2015	10	9	4	13	0.0	0	0	0	0	0	0	0
2016	8	7	2	9	0.0	0	0	0	0	0	0	0
<b>Total</b>	<b>43</b>	<b>42</b>	<b>21</b>	<b>63</b>	<b>0.0</b>	<b>0</b>	<b>0</b>	<b>0</b>	<b>4</b>	<b>0</b>	<b>1</b>	<b>1</b>



**21 JUSTIN BROWN**  
6-0 • 177 • FRESHMAN • BIRMINGHAM, AL

## 2016 (Freshman)

- Took a redshirt year

## High School

- Lettered in football at A.H. Parker High School
- Earned all-state and all-city honors
- Collected 53 tackles, six interceptions, four forced fumbles, three fumble recoveries and seven pass breakups in 2015
- Played for Coach Andre Robinson

## Personal

- Full name: Justin Taylor Brown
- Parents: Phillip Sr. and Wanda Brown
- Birthdate: 1/13/98
- Major: Undecided



**34 TYSHAWN BROWN**  
6-1 • 179 • FRESHMAN • ATLANTA, GA

## 2016 (Freshman)

- Went through spring drills
- Made the move from safety to wide receiver week before season opener
- Played in 11 games and had five receptions for 84 yards and a TD
- Responded with two receptions for 27 yards and a touchdown against Alabama A&M
- Had catches against Vanderbilt, UTSA and FAU

## High School

- Lettered in football and track at Benjamin E. Mays High School
- Rated a three-star recruit by 247Sports
- Had 39 receptions for 568 yards and seven touchdowns in 2015 while adding 39 grabs for 647 yards and seven scores in 2014
- Played for Coach Corey Jarvis

## Personal

- Full name: Tyshawn Jamall Brown
- Parent: Tashaunka R. Brown
- Birthdate: 3/14/96
- Major: Business Education

## CAREER STATISTICS

Receiving	G	Rec	Yds	TD	Lg	Rec/G	Avg/C	Avg/G
2016	11	5	84	1	38	0.5	16.8	7.6



**5 JOQUEZ BRUCE**  
5-10 • 174 • R-FRESHMAN • KNOXVILLE, TN

## 2016 (r-Freshman)

- Suffered a leg injury late in preseason camp and was lost for the season
- Was penciled in as a starter prior to the injury

## 2015 (Freshman)

- Took a redshirt year

## High School

- Originally enrolled at the University of Tennessee as a blueshirt recruit in June 2015

CONFERENCE CHAMPIONS: 1935, 1936, 1956, 1957, 1958, 1959, 1964, 1965, 1985, 1989, 1990, 1992, 2001, 2006

- Rated a three-star recruit by Rivals.com, ESPN, Scout and 247Sports
- Ranked the nation's No. 111 athlete and the No. 31 overall prospect from the state of Tennessee in the 247Sports Composite for the 2015 class
- Helped lead South-Doyle to the Class 5A state quarterfinals in 2014, posting 1,381 yards rushing and 21 touchdowns in leading team to a 12-1 record
- Played running back, wide receiver and defensive back for South-Doyle
- Selected to play in the 2014 "Border Bowl" All-Star Game and the Toyota East vs West All-Star Game
- As a junior, he rushed for 1,936 yards on 210 carries with 29 touchdowns to go along with 29 receptions
- Also starred in basketball at South Doyle

#### Personal

- Full name: Jocquez Dashawn Bruce
- Born: 2/17/97
- Parent: La'Nema Bruce
- Major: Undecided



2

**PEYTON BURKE**

5-11 • 178 • FRESHMAN • LEXINGTON, KY

#### 2016 (Freshman)

- Took a redshirt year

#### High School

- Lettered in football and track at Tates Creek High School
- Was the Class 6A passing leader his senior year with a school record 2,651 yards and 34 touchdowns
- Named team MVP, offensive MVP, Pikeville Bowl MVP, and won the Roy Walton Award for hard work and leadership
- Started for Team Kentucky in the Kentucky vs Tennessee Border Bowl
- Played for Coach Antoine Sims

#### Personal

- Full name: Peyton Thomas Gaines Burke
- Parents: David and Debbie Burke
- Birthdate: 1/29/98
- Major: Undecided



38

**JIM CARDWELL**

5-9 • 173 • R-SOPHOMORE • CHATTANOOGA, TN

#### 2016 (r-Sophomore)

- Played in all 12 games and was critical in PK Canon Rooker's record-breaking season

#### 2015 (r-Freshman)

- Played in all 13 games and served as the team's holder on field goals and extra points

#### 2014 (Freshman)

- A walk-on who took a redshirt year

#### High School

- Lettered in football and baseball for four years at Boyd-Buchanan High School
- Earned all-state honors two years in football and was an all-district pick four times
- Was all-state in baseball and all-district
- Finished with the school career mark for total rushing yards and touchdowns
- Played for Coach Grant Reynolds

#### Personal

- Full name: James Thomas Cardwell
- Parents: Carter and Allison Cardwell
- Birthdate: 2/24/96
- Major: Finance



63

**JOSH CHESTER**

6-3 • 308 • R-SENIOR • WARNER ROBINS, GA

#### 2016 (r-Senior)

- Named Honorable Mention All-C-USA
- Earned the Most Improved Offensive Lineman award in the spring
- Played and started all 12 games
- Part of an offensive line that had the most pass attempts in C-USA and the fewest sacks allowed
- Integral part of an offense that produced a 1,000-yard rusher, 1,000-yard receiver and set single-season records in points, touchdowns and total yards
- Was in on 882 total snaps and had five games with 80 or more
- Played a season-high 88 snaps at Vanderbilt

#### 2015 (r-Junior)

- Named to the Rimington Watch List
- Won the most improved offensive lineman award following spring drills
- Played in 11 games and earned five starts
- Was in on 548 total snaps
- Was integral in the Blue Raider offense setting single-season records in total offense, scoring and passing yards while helping produce the first 4,000-yard passer and two 1,000-yard receivers in the same season for first time in school history

#### 2014 (r-Sophomore)

- Played and started all 12 games (8 at right guard, 4 at center)
- Was second among offensive linemen with 871 snaps, including a season-best 91 against WKU
- Helped anchor a line that allowed the Raiders to rush for 209.7 yards a game and 243.9 in conference play (second most in league)
- Part of a line that produced seven 200-yard rushing games, including two of 300 or more

#### 2013 (r-Freshman)

- Voted to the All-C-USA Freshman Team
- Played in nine games and earned three starts
- Played 323 total snaps, including a season-high 72 against WCU
- Made his first career start at center against WCU
- Started at UNC and suffered an ankle injury
- Missed the Memphis game
- Started at FAU and got hurt again, causing him to miss the BYU, ECU, and North Texas games
- Returned against Marshall and played 12 snaps

#### 2012 (Freshman)

- Took a redshirt year

#### High School

- Lettered in football and wrestling at Northside High School
- Named second team all-state by the Georgia Sportswriters Association and first team all-region in 2011 as a defensive tackle
- Also earned 2011 Defensive Lineman of the Year honors
- Four-year starter for Northside High School where he registered a total of 120 tackles, 11



sacks and 21 TFLs

- Named one of the 50 players you should know in middle Georgia by the Macon Telegraph
- Played for Coach Kevin Kinsler

#### Personal

- Full name: Joshua Dylan Chester
- Parents: Earl and JoAnn Chester
- Birthdate: 8/24/93
- Major: Marketing and minor in business administration



**DALE CRAIG**  
6-0 • 218 • FRESHMAN • LAWRENCEVILLE, GA

#### 2016 (Freshman)

- Played in 10 games and had six total tackles
- Was in on 124 total snaps, including a season-high 24 at Missouri
- Had three tackles at Bowling Green
- Collected two tackles against LA Tech

#### High School

- A three-year starter at linebacker who averaged more than 80 tackles a season
- Played his senior year at Buford High School after transferring from North Paulding High School
- As a senior he turned in 10 sacks, 12 tackles for loss while playing defensive end and linebacker for Buford
- Played for a state title at Buford
- Had 125 tackles as a junior to earn region 4-6AAAAAA MVP honors while being voted one of the top five linebackers in the state by the NUC
- Voted team captain his sophomore and junior seasons
- Selected to play in the USA All-American Game
- Also lettered in track where he had a personal best of 21.89 in the 200 meters
- Was an ambassador for the school and a member of the FCA
- Played for Coach Jeff Simpson at Buford and Scott Jones at North Paulding

#### Personal

- Full name: William Dalefonte Craig
- Parents: William and Caltekee Craig
- Birthdate: 3/29/98
- Major: Marketing

#### CAREER STATISTICS

Tackles	G	UA	A	Total	TFL	Yds	QBS	YDS	PD	FF	FR	INT
2016	10	3	3	6	0	0	0	0	0	0	0	0



**JEREMY CUTRER**  
6-2 • 170 • SENIOR • NEW ORLEANS, LA

#### 2016 (Senior)

- Named First Team All-C-USA
- Named to the Jim Thorpe Award Watch List and the Senior Bowl Watch List
- Earned the Grinder award for cornerbacks in the spring
- Played in all 12 games and had 10 starts

- Was seventh on the team with 57 stops and led team in interceptions (3) and pass breakups (10)
- Had six or more tackles six times
- Led team with three pass breakups in win over Alabama A&M
- Turned in eight tackles, including 1.5 TFLs to go with a forced fumble and a pass breakup at North Texas
- Collected seven stops in win at Bowling Green
- Had two interceptions against FAU and one against WKU

#### 2015 (Junior)

- Voted Second Team All-C-USA
- Named the C-USA Defensive Player of the Week on Sept. 21 and named the C-USA Special Teams Player of the Week on Nov. 9
- Played in 10 games and earned nine starts
- Finished season with 31 tackles, including 3.0 TFLs, a sack, three interceptions and a team-best 13 pass breakups
- Also had two blocked kicks to rank seventh nationally
- Was 20th nationally in passes defended with 1.3 per game
- Had two pass breakups and a blocked field goal in his first game as a Blue Raider against Jackson State
- Shared the team lead with eight tackles against No. 2 Alabama to go with a pass breakup and an interception that he returned 77 yards
- Registered two interceptions, a fumble recovery and two pass breakups in win over Charlotte
- Credited with five tackles, a TFL and a pass breakup at Illinois
- Had five stops and a pass breakup against Vanderbilt
- Registered a sack and two pass breakups at LA Tech
- Had two tackles and three pass breakups against Marshall while blocking the game deciding field goal in the third overtime
- Did not play at FAU or against North Texas due to a sprained ankle
- Returned in bowl game against WMU

#### Mississippi Gulf Coast

- A versatile athlete from the junior college ranks that has the ability to play safety and cornerback
- Listed as the No. 2 safety prospect in junior college as the 25th best overall JC prospect
- Originally committed to LSU in 2013 but enrolled at Mississippi Gulf Coast where he was coached by Chad Huff
- Registered 44 tackles, three tackles for loss, one sack, one interception, nine pass break-ups and one forced fumble as a sophomore in 2014 at MGCCC
- Accounted for 108 rushing yards and 108 receiving yards with one touchdown as a freshman

#### High School

- Rated as a four-star prospect according to Rivals, 247 Sports and ESPN
- Coming out of high school he was ranked as high as the No. 16 safety nationally and the No. 6 overall prospect in Louisiana by Rivals
- Member of the Rivals 250
- Attended Jewel Sumner High School in Kentwood, La. where he was coached by Zephaniah Powell
- Had 39 tackles, 3 interceptions and 18 passes defended as a senior in high school

#### Personal

- Full name: Jeremy Cutrer
- Birthdate: 2/27/94
- Parents: Tinika Cutrer and Marshall Mutin
- Major: Liberal Studies

#### CAREER STATISTICS

Tackles	G	UA	A	Total	TFL	Yds	QBS	YDS	PD	FF	FR	INT
2015	10	25	6	31	3.0	10	1.0	6	13	0	1	3-113
2016	12	45	12	57	4.0	10	0	0	10	1	1	3-0
Total	22	70	18	88	7.0	20	1.0	6	23	1	2	6-113



**22 ALEX DALE**  
5-10 • 206 • R-JUNIOR • MEMPHIS, TN

#### 2016 (r-Junior)

- Played in nine games and earned seven starts
- Ranks fifth on the team with a career-best 58 tackles to go with five pass breakups
- Played 664 snaps and had more than 100 snaps in a game three times
- Credited with a career-high 18 tackles, including 13 solos, to go with a forced fumble in upset win at Missouri
- Did not play at FIU due to a shoulder injury
- Had two tackles against UTSA but was not 100 percent
- Did not play against Marshall or Charlotte

#### 2015 (r-Sophomore)

- Played in all 13 games
- Ended season with 21 tackles, including 2.0 TFLs, a sack, two interceptions and a team-best three forced fumbles
- Added two stops against Jackson State
- Had a pass breakup at Alabama
- Credited with a sack and forced fumble against Charlotte
- Turned in two stops at Illinois and also against Vanderbilt
- Had two tackles and a forced fumble at WKU
- Collected a forced fumble and a pass breakup against FIU
- Added three tackles, including a TFL at FAU
- Had an interception at UTSA that he returned 34 yards for a touchdown

#### 2014 (r-Freshman)

- Played in eight games
- Was in on 86 total snaps, including a season-high 22 against Southern Miss
- Played mainly on special teams
- Had two pass breakups in win over USM
- Missed the Marshall and UAB games with an ankle injury
- Returned against BYU and FIU, then missed FAU and UTEP with an ankle injury

#### 2013 (Freshman)

- Sat out the year after transferring from Cincinnati

#### High School

- Ranked as a three-star recruit by Rivals.com and two-star recruit by Scout.com and 247sports.com
- Named to the Tennessee Sports Writers Association Division 2-AA all-state football team
- Rated as the No. 137 cornerback in the 2012 class by Scout.com
- Graded as the No. 163 athlete in the class of 2012 and the No. 39 prospect in the 2012 class in the state of Tennessee by 247sports.com
- Rated as the No. 27 cornerback in the class of 2012 and the No. 18 prospect in the state of Tennessee in the 2012 class by ESPN
- Recorded 64 tackles with two interceptions as a junior at Memphis University School
- Participated in track & field in high school
- Coached by Bobby Alston

#### Personal

- Full name: Alex Dale
- Parents: Frederick Dale (deceased) and Avery Dale
- Birthdate: 1/10/94
- Major: Leisure Sport & Tourism

#### CAREER STATISTICS

Tackles	G	UA	A	Total	TFL	Yds	QBS	YDS	PD	FF	FR	INT
2014	8	0	0	0	0.0	0	0	0	2	0	0	0
2015	13	16	5	21	2.0	9	1.0	7	2	3	0	2-34
2016	9	39	19	58	0.5	1	0	0	5	1	0	0
<b>Total</b>	<b>30</b>	<b>55</b>	<b>24</b>	<b>79</b>	<b>2.5</b>	<b>10</b>	<b>1.0</b>	<b>7</b>	<b>9</b>	<b>4</b>	<b>0</b>	<b>2-34</b>



**86 ROD DUCKSWORTH**  
6-0 • 183 • SENIOR • TAYLORSVILLE, MS

#### 2016 (Senior)

- Played in just two games before suffering an injury
- Missed the last 10 games of the season
- Grabbed two passes in win over Alabama A&M

#### 2015 (Junior)

- Played in 12 games and earned five starts
- Finished season with 12 receptions for 159 yards and a touchdown
- Played 342 total snaps
- Collected two receptions and a touchdown at Alabama
- Also had two grabs against Vanderbilt and two more at WKU
- Hauled in three catches for 76 yards in win over FIU
- Did not play at LA Tech due to an injury

#### Jones County

- A two-year starter at Jones County
- Had 50 receptions for 851 yards and seven touchdowns as a sophomore (17.0 yards a catch) on his way to earning first team all-state and first team all-region honors
- Finished runner-up in the Player of the South voting
- Registered 20 catches for 346 yards and a touchdown as a freshman

#### High School

- As a senior at Taylorsville High School, he had 84 receptions for 1,857 yards and 14 touchdowns while averaging 22.1 yard a catch
- Earned first team all-state honors and played in the North-South Mississippi All-Star game

#### Personal

- Full name: Rodregus Deshad Ducksworth
- Parent: Mary Ducksworth
- Birthdate: 9/3/93
- Major: Liberal Studies

#### CAREER STATISTICS

Receiving	G	Rec	Yds	TD	Lg	Rec/G	Avg/C	Avg/G
2015	12	12	159	1	46	1.0	13.2	13.3
2016	2	3	15	0	10	1.5	5.0	7.5
<b>Total</b>	<b>14</b>	<b>15</b>	<b>174</b>	<b>1</b>	<b>46</b>	<b>1.1</b>	<b>11.6</b>	<b>12.4</b>



**23 XAVIER DUPREE**  
5-11 • 160 • FRESHMAN • DECATUR, GA

#### 2016 (Freshman)

- Took a redshirt year

#### High School

- Lettered in football and track at South Gwinnett High School
- Won the 2014 Kevin Maloof award in football
- Played for Coach John Small
- Uncles Kendall and Rondell Newson are former Blue Raider players

#### Personal

- Full name: Xavier Michael Dupree
- Parents: Michael and Yolanda Dupree
- Birthdate: 1/10/97
- Major: Mass Communication



**53 WILLIAM EADS**  
6-0 • 229 • R-SENIOR • HOOVER, AL

#### 2016 (r-Senior)

- Named First Team All-C-USA
- Earned the Grinder award for specialists in the spring
- Played in all 12 games, snapping for field goals, extra points and punts
- Had two tackles on the season

#### 2015 (r-Junior)

- Named Honorable Mention All-C-USA
- Played in all 13 games and was the team's primary snapper for field goals, extra points and punts

#### 2014 (r-Sophomore)

- Was the primary snapper the first eight games of the season
- Played 70 total snaps
- Had knee surgery in off-week going into BYU game and missed the rest of the season

#### 2013 (r-Freshman)

- Played in 11 games
- The team's primary snapper for field goals and extra points
- Played 53 total snaps

#### 2012 (Freshman)

- Took a redshirt year

#### High School

- A three-year letterman in football at Hoover High School
- Team went 41-4 during his three years and won the 2009 6A State Championship
- Hoover was state runner-up in 2010 and 2011
- Ranked as the number one long snapper in Alabama and top 10 nationally
- Named a finalist for the 2011 National Long Snapper of the Year award
- Won the Hoover High School Special Teams Leadership Award in 2011
- FCA president in 2011-12 and named the FCA Athlete of the Year for 2010-11
- Played for Coach Josh Niblett

#### Personal

- Full name: William O'Neil Eads
- Parents: Chad and Jamie Eads
- Birthdate: 1/3/94
- Major: Mathematics Education and minor in secondary education



**45 DEONTAY EVANS**  
5-10 • 207 • SENIOR • MCCOMB, MS

#### 2016 (r-Senior)

- Played in all 12 games and had 227 snaps
- Had 10 tackles, an interception and two pass breakups on the season
- Collected an interception in his first game as a Blue Raider against Alabama A&M
- Registered four solo stops in win at Missouri

#### 2015 (r-Junior)

- Played in all 13 games for the third-consecutive season while also picking up the third start of his career against Northwestern State Sept. 19
- Recorded a season-high six tackles on two separate occasions during his junior campaign, reaching the number at Southern Miss (9/5) and vs. Northwestern State (9/19)
- Totaled 33 tackles, 20 of which were unassisted
- Recorded at least one tackle in every game during the 2015 season
- Tackled up multi-tackle games on eight separate occasions after only doing so five times in 2014
- Broke up two passes in critical road wins for the Maroon and White at Southern Mississippi (9/5) and Missouri (11/5)

#### 2014 (r-Sophomore)

- For the second straight season played in all 13 games and started vs. Georgia Tech in the Capital One Orange Bowl
- Tallied 34 tackles, with 22 of those having come unassisted
- Recorded four or more tackles in three contests
- Deflected three passes
- Started the season with a four-tackle performance in the opener against Southern Miss (8/30), with two coming in pass coverage, one coming on a rushing play and another on kickoff coverage
- Set a personal best for tackles in a game with 10, seven unassisted, in a starting role in the Capital One Orange Bowl (12/31)

#### 2013 (r-Freshman)

- Played in all 13 games and started the last contest of the year, against Rice in the AutoZone Liberty Bowl
- Booked 19 tackles with 11 solo stops
- Tied for third on the team with four special teams' tackles, all on kickoff returns
- Finished with seven hits on rushing plays and six on passes
- Added one forced fumble
- Matched year high with four tackles against Rice in the 2013 AutoZone Liberty Bowl (12/31)
- Recorded a pair of solo stops against Kentucky (10/24)
- Tallied two hits versus LSU (10/5)
- Registered a season-best four tackles against Troy (9/21), all in the first half
- Forced initial fumble of career at Auburn (9/14), jarring the ball away from Quan Bray on a punt return during the second quarter
- Ended contest with the Tigers with three tackles

#### 2012 (Freshman)

- Redshirted during first year on campus

#### High School

- Rated a three-star recruit by Rivals.com, Scout.com, ESPN.com and 247Sports
- The 11th-best prospect in Mississippi and stood No. 53 at his position nationally by Rivals.com
- A Top-40 collegiate prospect by the Clarion-Ledger
- Earned Clarion-Ledger Second-Team All-State honors as an all-purpose player as well as Class 5A First-Team All-State recognition on defense as a senior
- Played in the Mississippi-Alabama All-Star Game
- Served as a running back, slot and split receiver, quarterback and inside and outside linebacker during senior campaign
- Ran for 911 yards and 13 touchdowns on 156 carries (5.8 yards per carry), while catching 11 passes for 83 yards
- Tallied 58 total tackles with eight sacks, two recovered fumbles and a blocked field goal
- Four of eight sacks came in a late-season victory over West Jones that earned MHS a playoff



#### spot

- Rushed for 365 yards with a 7.5 yards-per-carry average as a junior
- Added three receiving touchdowns during junior year
- Ran 18 times for 147 yards and a score during sophomore season while collecting 79 tackles and an interception
- Also played basketball for McComb

#### Personal

- Full name: Deonte Lamar Evans
- Parents: Gregory and Rosamond Evans
- Birthdate: 4/7/94
- Has a degree in communication

#### CAREER STATISTICS

Tackles	G	UA	A	Total	TFL	Yds	QBS	YDS	PD	FF	FR	INT
2013	13	11	8	19	0.0	0	0	0	0	1	0	0
2014	13	22	12	34	1.0	2	0	0	3	0	0	0
2015	13	20	13	33	0.0	0	0	0	2	0	0	0
2016	12	7	3	10	0.0	0	0	0	2	0	0	1-5
<b>Total</b>	<b>51</b>	<b>60</b>	<b>36</b>	<b>94</b>	<b>1.0</b>	<b>2</b>	<b>0</b>	<b>0</b>	<b>7</b>	<b>1</b>	<b>0</b>	<b>1-5</b>



**OL**

**72 JOSH FANNIN**  
6-3 • 296 • R-FRESHMAN • HOSCHTON, GA

#### 2016 (r-Freshman)

- Missed the entire season with an injury

#### 2015 (Freshman)

- Took a redshirt year

#### High School

- Four-year letterman in football and wrestled for two years at Mill Creek High School
- Started two years in football
- Named first team all-county and first team all-region his junior year and helped lead his team to a state quarterfinal appearance as a sophomore
- Competed in the National Underclassmen All-American Game in Myrtle Beach, SC
- Played for Coach Shannon Jarvis

#### Personal

- Full name: Joshua Ryan Fannin
- Parents: John and Natalie Fannin; Paula Fannin (mother)
- Born: 1/24/96
- Major: Undecided



**LB**

**41 CALEB FELTON**  
6-1 • 189 • FRESHMAN • MUSCLE SHOALS, AL

#### 2016 (Freshman)

- Took a redshirt year

#### High School

- Lettered in football and basketball at Muscle Shoals High School

- Named second team all-state in 2015 by the Alabama Sports Writers
- Also earned first team all-area honors and once won 6A Player of the Week recognition
- Turned in 141 tackles, including 12 TFLs and three interceptions
- A member of the National Honor Society
- Played for Coach Scott Basden
- Aspires to be a software engineer for Google

#### Personal

- Full name: Caleb Austin Felton
- Parents: Karlos and Arlisa Felton
- Birthdate: 12/30/97
- Major: Computer Science



**DT**

**97 RAYNARD FELTON**  
6-4 • 267 • R-SENIOR • JACKSONVILLE, FL

#### 2016 (r-Senior)

- Voted a Permanent Team Captain
- Played in all 12 games and had four starts
- Had a career-best 31 tackles on the season to go with six TFLs, 2.5 sacks, an interception, three pass breakups and three hurries
- Was second among linemen with 638 snaps played
- Had three or more tackles six times
- Collected seven stops and his first career interception at Bowling Green that he returned 19 yards
- Earned his first career start against LA Tech
- Against WKU he had three stops, including two TFLs, a sack, forced fumble and a hurry

#### 2015 (r-Junior)

- Played in all 13 games
- Enjoyed a career year with 26 tackles, including 3.5 TFLs, two pass breakups and a forced fumble
- Saw action in 502 snaps, including a season-high 50 against Marshall
- Credited with 2.5 tackles, including a TFL and a pass breakup against Charlotte
- Also had a pass breakup at Illinois
- Had three tackles, including a TFL against Vanderbilt
- Credited with three tackles and a forced fumble at WKU
- Had three stops against FIU and also against FAU
- Added three tackles in win over North Texas and also had three against UTSA

#### 2014 (r-Sophomore)

- Played in all 12 games
- Finished with 16 tackles, including a TFL, a forced fumble and a blocked kick
- Played 408 total snaps, including a season-high 43 against UAB
- Collected one tackle each against Savannah State, Minnesota, ODU, Southern Miss and FIU
- Had three stops at Memphis
- Turned in a TFL in win over USM
- Registered two solo stops against UAB Had three tackles and a forced fumble at UTEP

#### 2013 (r-Freshman)

- Earned Most Improved Strength Training Award for defensive linemen following spring drills
- Played in three games
- Had four total tackles on the season and played 17 snaps
- Suffered a broken ankle during fall camp and missed the first nine games of the season
- Made his debut against FIU in week 10 and had three tackles

#### 2012 (Freshman)

- Took a redshirt year

#### High School

- Rated a two-star recruit by Rivals.com and Scout.com
- Lettered in football, basketball, and baseball at Ribault High School
- Earned all-conference honors as a junior and senior
- In 2011, he tallied 75 tackles, four forced fumbles, five fumble recoveries, 14 TFLs, eight

CONFERENCE CHAMPIONS: 1956, 1957, 1958, 1959, 1964, 1965, 1985, 1989, 1990, 1992, 2001, 2006

sacks, and an interception returned for a touchdown


- Three-year starter in football and basketball
- Played for Coach Anthony Flynn

#### Personal

- Full name: Raynard Felton
- Parent: Keasha Jennings
- Born: 1/24/94
- Other: Cousin is Patrick Sapp, a former NFL player Rick Stockstill signed at Clemson
- Major: Computer Science (pursuing second degree)

#### CAREER STATISTICS

Tackles	G	UA	A	Total	TFL	Yds	QBS	YDS	PD	FF	FR	INT
2013	3	2	2	4	0.0	0	0	0	0	0	0	0
2014	12	10	6	16	1.0	3	0	0	0	1	0	1
2015	13	14	12	26	3.5	8	0.5	2	2	1	0	0
2016	12	12	19	31	6.0	46	2.5	21	3	1	0	0
<b>Total</b>	<b>40</b>	<b>38</b>	<b>39</b>	<b>77</b>	<b>10.5</b>	<b>57</b>	<b>3.0</b>	<b>23</b>	<b>5</b>	<b>3</b>	<b>0</b>	<b>1</b>



#### 2016 (r-Senior)

- Earned the Most Improved Outside Wide Receiver award in the spring
- Turned in three receptions for 39 yards and a touchdown against Alabama A&M
- Suffered a knee injury after touchdown catch and missed the rest of the season

#### 2015 (r-Junior)

- Played in all 13 games
- Enjoyed a career year with 28 receptions for 191 yards and a touchdown
- Was fifth among receivers with 335 snaps played
- Turned in six catches for 51 yards at LA Tech
- Had four receptions against Charlotte
- Collected three receptions for 20 yards in win over FAU
- Hauled in three passes for 21 yards and a touchdown against North Texas
- Had three catches in bowl game against WMU

#### 2014 (r-Sophomore)

- Named team's most improved wide receiver following spring drills
- Played in all 12 games and had two starts
- Finished year with 15 receptions for 165 yards
- Saw action in 491 snaps, including a season-high 68 against FAU
- Hauled in a career-high seven passes for 96 yards at Memphis

#### 2013 (r-Freshman)

- Played in all 13 games Had five total receptions for 74 yards on the season
- Played 141 total snaps Made the move to receiver during the spring
- Finished with two receptions for 20 yards at UNC for his first collegiate catches
- Had a 31-yard reception in win over FIU
- Hauled in a 20-yard catch in win over UTEP
- Had one catch vs Navy in bowl game

#### 2012 (Freshman)

- Took a redshirt year

#### High School

- Named a three-star recruit by Rivals.com Lettered in football and track at Brunswick High School Named honorable mention all-state in 2011 while also earning all-region and all-area honors
- Voted the Area Defensive Player of the Year Tabbed the MVP of the 2011 City Championship game
- Played in the 2011 Georgia North-South All-Star Game
- Collected 1,175 all-purpose yards and 12 touchdowns while adding 48 tackles and five interceptions on defense

- Played for Coach Victor Floyd

#### Personal

- Full name: Demetrius Rashawn Frazier
- Parents: David and Aretha Frazier
- Birthdate: 10/16/93
- Major: Liberal Studies (pursuing second degree)

#### CAREER STATISTICS

Receiving	G	Rec	Yds	TD	Lg	Rec/G	Avg/C	Avg/G
2013	13	5	74	0	31	0.4	14.8	5.7
2014	12	15	165	0	33	1.3	11.0	13.8
2015	13	28	191	1	30	2.2	6.8	14.7
2016	1	3	39	1	14	3.0	13.0	39.0
<b>Total</b>	<b>39</b>	<b>51</b>	<b>469</b>	<b>2</b>	<b>33</b>	<b>1.3</b>	<b>9.2</b>	<b>12.0</b>



#### 2016 (Sophomore)

- Played in all 12 games and was in on 190 snaps
- Had 22 carries for 53 yards to go with three receptions
- A bulk of his snaps came on special teams where he had seven kickoff returns for 103 yards
- Had eight carries for 23 yards against AAMU

#### 2015 (Freshman)

- Played in just one game
- Rushed 10 times for 45 yards and a touchdown in win over Jackson State
- Played 20 total snaps vs JSU

#### High School

- Rated a three-star recruit by 247Sports and Rivals
- Was the 2014 FFA All-CSRA Offensive Player of the Year after compiling over 2,000 rushing yards (27 touchdowns) and earned Class A first team all-state honors
- Rushed for 1,928 yards and 22 touchdowns, and was tabbed the Player of the Year and first team all-state by the Georgia Sports Writers Association as a junior
- Finished his career with 5,465 all-purpose yards and 62 touchdowns to go with 171 tackles, 12 TFLs, five interceptions, and six fumble recoveries on defense
- Played for Coach James Leonard

#### Personal

- Full name: Ruben Cornelius Garnett
- Parent: Pamela Garnett
- Birthdate: 9/24/96
- Major: Mechatronics Engineering

#### CAREER STATISTICS

Rushing	G	Att	Yds	TD	Lg	Avg/C	Avg/G
2015	1	10	45	1	13	4.5	45.0
2016	12	3	17	0	15	5.7	1.4
<b>Total</b>	<b>13</b>	<b>13</b>	<b>62</b>	<b>1</b>	<b>15</b>	<b>3.1</b>	<b>7.5</b>



**2016 (Freshman)**  
• Took a redshirt year

#### High School

- Lettered in football and basketball at Dwyer High School
- Played football his senior year which was first since the fourth grade
- Helped lead Dwyer to a 10-2 record and a district championship in 2015
- Had six sacks and 10 tackles for loss as a senior to earn all-region and all-Palm Beach County honors
- Averaged a double-double his senior year in basketball
- Played for Coach Jack Daniels

#### Personal

- Full name: Jordan Pablo Gonzalez
- Parents: Rudy and Clara Gonzalez
- Birthdate: 12/29/97
- Major: Animal Science



#### 2016 (r-Senior)

- Named Honorable Mention All-C-USA
- Earned the Grinder award for Defensive Linemen in the spring
- Played in 10 games and had nine starts
- Had 23 tackles, including a sack and three hurries on the season
- Suffered a dislocated elbow on first play of the season and missed the Vanderbilt and Bowling Green games
- Returned against LA Tech and had two tackles
- Had five stops in road win against Missouri
- Turned in four stops and two hurries at Marshall

#### 2015 (r-Junior)

- Played in 12 games and earned 11 starts
- Finished season with a career-best 28 tackles, including 6.5 TFLs, four sacks and a forced fumble
- Was fifth among linemen with 463 snaps
- Credited with a sack and a hurry against Jackson State
- Added six stops, including a TFL at Alabama
- Collected a sack against Charlotte
- Registered seven tackles, including two TFLs and a sack in win over Marshall
- Credited with three tackles and a forced fumble against North Texas
- Did not travel with team to bowl game

#### 2014 (r-Sophomore)

- Saw action in 10 games
- Finished with 13 tackles, including 2.0 TFLs and a sack
- Played 192 total snaps, including a season-high 26 at FIU

- Sat out spring practice while recovering from offseason surgery
- Turned in three stops at Minnesota and added two tackles in win over WKU
- Had three tackles, including a sack in win over UAB
- Credited with two stops in win over FAU, including a TFL
- Did not play at UTEP

#### 2013 (r-Freshman)

- Played in nine games
- Finished year with 10 tackles, including a TFL and a hurry
- Played 153 total snaps, including a season-high 31 at BYU
- Had three solo stops, including a TFL and a hurry at UNC
- Credited with three solo stops at BYU
- Suffered an injury at UAB and missed the remainder of the season

#### 2012 (Freshman)

- Took a redshirt year

#### High School

- A two-star recruit by Scout.com
- Lettered in football, basketball, and baseball at Dunwoody
- Played defensive end and tight end
- Did not play his senior year of football due to a foot injury
- Earned all-region honors in baseball
- Hale played in the prestigious 25th annual Area Code Games in Long Beach, Calif. in 2011 as one of 30-players on the southeast squad
- Played for Coach Jim Showfety

#### Personal

- Full name: Chris Jordan Hale
- Parents: Darryl and Genice Hale
- Birthdate: 11/16/93
- Other: His cousin is former Heisman Trophy winner Troy Smith (Ohio State)
- Major: Liberal Studies (pursuing second degree)

#### CAREER STATISTICS

Tackles	G	UA	A	Total	TFL	Yds	QBS	YDS	PD	FF	FR	INT
2013	9	8	2	10	1.0	1	0	0	0	0	0	0
2014	10	7	6	13	2.0	10	1.0	9	0	0	0	0
2015	12	18	10	28	6.5	46	4.0	38	0	1	0	0
2016	10	13	10	23	1.0	11	1.0	11	0	0	0	0
<b>Total</b>	<b>41</b>	<b>46</b>	<b>28</b>	<b>74</b>	<b>10.5</b>	<b>68</b>	<b>6.0</b>	<b>58</b>	<b>0</b>	<b>1</b>	<b>0</b>	<b>0</b>



#### 2016 (r-Junior)

- Made the move to offensive tackle during spring drills
- Played in all 12 games with most of his time coming on special teams
- Member of the field goal and extra point teams
- Had 90 total snaps on the season

#### 2015 (r-Sophomore)

- Played in all 13 games and earned two starts
- Had one reception on the season
- Was second among tight ends with 227 snaps played
- Lone catch against Jackson State went for a touchdown

#### 2014 (r-Freshman)

- Earned the Jeanne Massaquoi Freshman Academic Award following spring practice
- Played in nine games and had one start
- Had one tackle on the season
- The majority of his time came on special teams
- Played 88 total snaps with a season-high 31 against Savannah State
- Earned his first career start in win over WKU



CONFERENCE CHAMPIONS: 1956, 1957, 1958, 1959, 1964, 1965, 1985, 1989, 1990, 1992, 2001, 2006

- Missed the Memphis, ODU, USM and Marshall games with an injury
- Played on special teams against UAB, BYU, FIU, FAU and UTEP to close the season

#### 2013 (Freshman)

- Named the team's Junior Lifter of the Year
- Took a redshirt year

#### High School

- Earned all-state honors his senior year for Lenoir City High School
- Was also all-region and all-district
- Had 41 catches for 710 yards and eight touchdowns as a senior while registering 29 receptions for 527 yards and seven scores as a junior
- Ended prep career with 92 receptions for 1,493 yards and 16 touchdowns

#### Personal

- Full name: Lucas Andrew Hamilton
- Parents: Andy and Whitney Hamilton
- Birthdate: 3/10/95
- Other: Is the cousin of professional stock car racer Elliott Sadler
- Major: Mechatronics Engineering



#### 2016 (r-Junior)

- Played in nine games and had eight starts
- Collected 44 total tackles and four hurries on the year
- Had five tackles, including a sack in win over Alabama A&M
- Did not play against Bowling Green, LA Tech or North Texas due to an ankle injury
- Returned against WKU and added three tackles
- Started at Missouri and finished with eight solo tackles
- Had 10 stops against FAU

#### 2015 (Junior)

- Played in two games but battled injuries all season
- Sat out the Jackson State game due to an injury
- Had two stops and an interception against Charlotte
- Played 29 total snaps with 26 coming against Charlotte

#### Itawamba

- A two-year starter at Itawamba
- As a sophomore he turned in 73 tackles, 12 TFLs, seven sacks and two pass breakups
- Earned second team all-state accolades and first team all-region recognition in 2014
- Finished with 52 tackles, five TFLs, and two sacks as a freshman

#### High School

- An all-state performer at Grenada High School where he registered 95 tackles, nine sacks, and 15 TFLs as a senior

#### Personal

- Full name: Myles Harges
- Parent: Johnnie and Latonia Johnson
- Birthdate: 6/16/94
- Major: Liberal Studies

#### CAREER STATISTICS

Tackles	G	UA	A	Total	TFL	Yds	QBS	YDS	PD	FF	FR	INT
2015	2	1	2	3	0	0	0	0	0	0	0	1-11
2016	9	24	20	44	1.5	1	1.0	1	0	0	0	0
<b>Total</b>	<b>11</b>	<b>25</b>	<b>22</b>	<b>47</b>	<b>1.5</b>	<b>1</b>	<b>1.0</b>	<b>1</b>	<b>0</b>	<b>0</b>	<b>0</b>	<b>1-11</b>



#### 2016 (r-Sophomore)

- Earned the Most Improved Linebacker award in the spring
- Played in all 12 games and had six starts
- Registered a career-best 65 tackles on the season, including five TFLs, two fumble recoveries and a forced fumble
- Had three double digit tackle games
- Led team with 12 tackles, including 1.5 TFLs, a forced fumble and a fumble recovery at Vanderbilt
- Collected 10 stops in road win against Bowling Green and also had 10 tackles in win over LA Tech
- Only played two snaps at Missouri due to injury
- Credited with eight tackles, including 1.5 TFLs against UTSA

#### 2015 (r-Freshman)

- Named to the C-USA All-Freshman Team
- Played in all 13 games and saw time on defense and special teams
- Ended year with 44 total tackles to rank seventh on the team
- Also had a TFL, an interception, a pass breakup and a forced fumble
- Credited with four tackles and a half sack in win over Jackson State
- Had 2.5 tackles to go with a forced fumble and an interception that he returned 42 yards for a touchdown against Charlotte
- Turned in five tackles at Illinois and collected six against Vanderbilt
- Had seven stops at WKU
- Collected five tackles and a pass breakup at UTSA

#### 2014 (Freshman)

- Took a redshirt year

#### High School

- Played quarterback and defensive back for Horn Lake High School
- Named to Bulldogblitz.com Preseason Mississippi Top 50 at No. 21 and fifth defensive back
- Played just first five games of 2013 before being lost to an injury
- Finished year with nine rushes for 47 yards, five receptions for 77 yards and added 19 tackles, a sack and interception on defense
- As a junior he tallied 50 tackles, two interceptions, two fumble recoveries, rushed for 480 yards and had 21 catches for 158 yards
- Played goalie for the soccer team as a sophomore and had a goals against average of 1.180.

#### Personal

- Full name: Darius Leseaun Harris
- Parents: Dana Harris and Yolanda Cuthrell
- Birthdate: 1/17/96
- Major: Leisure Sport & Tourism

#### CAREER STATISTICS

Tackles	G	UA	A	Total	TFL	Yds	QBS	YDS	PD	FF	FR	INT
2015	13	25	19	44	1.0	3	0.5	3	1	1	0	1-42
2016	12	35	30	65	5.0	15	0.5	4	1	1	2	0-0
<b>Total</b>	<b>25</b>	<b>60</b>	<b>49</b>	<b>109</b>	<b>6.0</b>	<b>18</b>	<b>1.0</b>	<b>7</b>	<b>2</b>	<b>2</b>	<b>2</b>	<b>1-42</b>



## 68 LUKE HARRIS

6-4 • 297 • FRESHMAN • LAFAYETTE, IN

### 2016 (Freshman)

- Took a redshirt year

### High School

- Spent the 2015 season playing prep football at Fork Union Military Academy where he was a team captain after graduating from Lafayette High School in May 2015
- Lettered in basketball and football at Lafayette
- As a senior he earned Associate Press and IFCA 5A First Team All-State honors
- Also selected to the Indiana All-Star game
- A three-year varsity starter
- Garnered the Male All-Sport Sportsmanship and Academic Excellence (3.5 GPA) awards

### Personal

- Full name: Luke Wesley Harris
- Parents: Kent and Jean Harris
- Birthdate: 7/19/96
- Major: Undecided



## 38 MALIK HAWKINS

6-1 • 218 • JUNIOR • HORN LAKE, MS

### 2016 (Junior)

- Played in 10 games and earned one start
- Had 23 tackles, including 2.5 TFLs and 1.5 sacks on the season
- Also played on special teams
- Led team with six stops in win over Alabama A&M to go with a hurry
- Earned his first start as a Blue Raider against Bowling Green and responded with nine tackles
- Suffered an ankle injury at Bowling Green and missed the LA Tech and North Texas games

### Northwest Mississippi

- A two-year starter for Northwest Mississippi who earned honorable mention All-American honors as a sophomore
- Led team in tackles during the 2015 season with 94 stops to go with 13 TFLs, three sacks, seven hurries and a blocked kick
- Team went 11-1 in 2015 and captured the NJCAA National Championship (Hawkins led team in title game with seven stops)
- Collected 106 tackles as a freshman to rank second on the team
- Also added 12 TFLs, 2.5 sacks, four hurries and a blocked kick

### High School

- Played for head coach Brad Boyette at Horn Lake
- An all-region selection as a junior
- BankPlus Player of the Week
- Also played basketball for the Eagles
- Off the field/court, he was a member of the Chess Club

### Personal

- Full name: Malik Deshun Hawkins

- Parents: Wendell Hawkins and Michelle Greer
- Birthdate: 10/11/95
- Major: Undecided

### CAREER STATISTICS

Tackles	G	UA	A	Total	TFL	Yds	QBS	YDS	PD	FF	FR	INT
2016	10	14	9	23	2.5	5	1.5	4	0	0	0	0



## 28 DONTAVIOUS HEARD

6-1 • 189 • SENIOR • ATLANTA, GA

### 2016 (Senior)

- Played in seven games and had 236 snaps
- Had 20 tackles, a sack and three pass breakups on the season
- Collected three tackles and a pass breakup against Alabama A&M
- Had four tackles in win over LA Tech
- Registered seven stops, including a sack and two pass breakups at North Texas
- Suffered injury at Missouri and missed the FIU, UTSA, Marshall, Charlotte and FAU games

### 2015 (Junior)

- Played in 11 games
- Finished year with 20 tackles, including 1.5 TFLs and three pass breakups
- Saw action in 230 total snaps
- Credited with five tackles, including a TFL and a hurry at No. 2 Alabama
- Had three tackles against North Texas
- Had two stops against Charlotte, FIU, LA Tech, FAU and UTSA.
- Had two stops and a pass breakup in win over Charlotte
- Collected pass breakups against Charlotte, Jackson State and LA Tech

### Phoenix College

- As a sophomore he played cornerback and also saw some time at wide receiver for Phoenix
- Finished with 32 tackles and nine pass breakups on defense and had four receptions for 82 yards and two touchdowns on offense
- Was a backup free safety and started one game at receiver in 2013 before ending season with a hand injury in early October
- Attended Iowa Western in 2012 and redshirted

### High School

- Attended Martin Luther King High School in Atlanta, GA where he lettered in football

### Personal

- Full name: Dontavious Heard
- Grandparents: Boyd and Catherine Heard
- Birthdate: 11/15/92
- Major: Liberal Studies

### CAREER STATISTICS

Tackles	G	UA	A	Total	TFL	Yds	QBS	YDS	PD	FF	FR	INT
2015	11	15	5	20	1.5	4	0	0	3	0	0	0
2016	7	17	3	20	1.0	10	1.0	10	3	0	0	0
<b>Total</b>	<b>18</b>	<b>32</b>	<b>8</b>	<b>40</b>	<b>2.5</b>	<b>14</b>	<b>1.0</b>	<b>10</b>	<b>6</b>	<b>0</b>	<b>0</b>	<b>0</b>



**82 REGINALD HENDERSON**  
6-2 • 205 • FRESHMAN • BELLE GLADE, FL

**2016 (Freshman)**  
• Took a redshirt year

#### High School

- Turned in 52 receptions for 1,008 yards and 11 touchdowns as a senior at Clewiston High School
- Earned honorable mention all-state honors along with being named all-district and all-Hendry County
- Played quarterback and receiver as a freshman
- Named to the FACA All-Star game
- Played for Head Coach Pete Walker

#### Personal

- Full name: Reginald Marques Henderson
- Parent: Linda Louis
- Birthdate: 12/19/97
- Major: Undecided



**58 RUSS HIATT**  
6-0 • 209 • FRESHMAN • KENNESAW, GA

**2016 (Freshman)**  
• Took a redshirt year

#### High School

- Lettered in football at Kennesaw Mountain High School
- Played for Head Coach Andy Scott

#### Personal

- Full name: Donald Russell Hiatt
- Parent: Mick and Tracy Hiatt
- Birthdate: 6/7/98
- Major: Undecided



**19 CREWS HOLT**  
5-11 • 170 • FRESHMAN • BRENTWOOD, TN

**2016 (Freshman)**  
• Took a redshirt year

#### High School

- Lettered three years in football at Ravenwood High School
- Named the Tennessee Titans Mr. Football Kicker of the Year
- Named 6A First Team All-State in 2015 to go with Region 3-6A Special Team Player of the Year honors in helping lead Ravenwood to a state title
- Earned the Offensive MVP award for the 6A State Championship game
- Made 17 of 22 field goals and 64 of 65 extra points his senior year
- Made a school record 55-yard field goal
- Hit six of eight field goals as a junior and 54 of 58 extra points
- Played for Coach Will Hester

#### Personal

- Full name: Robert Crews Holt
- Parents: Alan and Donna Holt
- Birthdate: 6/6/97
- Major: Marketing



**51 SHAQUILLE HUFF**  
6-1 • 330 • R-SENIOR • COVINGTON, GA

#### 2016 (r-Senior)

- Named Honorable Mention All-C-USA
- Named the C-USA Defensive Player of the Week on Sept. 19
- Played and started all 12 games
- Had 26 tackles, including 7.0 TFLs, two sacks, a fumble recovery and forced fumble on the season
- Had five tackles, including a sack at Vanderbilt
- Collected eight stops, including two TFLs and a sack to go with a forced fumble and fumble recovery at Bowling Green

#### 2015 (r-Junior)

- Played and started all 13 games
- Enjoyed a career year with 23 tackles, including 6.0 TFLs, a sack, three hurries, a forced fumble and a fumble recovery
- Added two TFLs in win over Jackson State
- Registered a TFL at Alabama and two total stops
- Credited with four tackles, including two TFLs and a sack against FIU
- Collected three stops in win over Marshall
- Had three tackles to go with a TFL, forced fumble and fumble recovery against UTSA

#### 2014 (r-Sophomore)

- Named team's most improved defensive lineman following spring drills
- Started all 12 games
- Finished with 28 total tackles to go with 5.0 TFLs, 2.0 sacks, two hurries and a forced fumble
- Played 424 total snaps with a season-high 47 against WKU



CONFERENCE CHAMPIONS: 1935, 1936, 1956, 1957, 1958, 1959, 1964, 1965, 1985, 1989, 1990, 1992, 2001, 2006

- Had a sack and a forced fumble against Savannah State
- Added five stops and a TFL at Minnesota
- Credited with four stops (3 solos) at Memphis
- Had three solo tackles at FIU
- Credited with four tackles at UTEP and two were TFLs

#### 2013 (r-Freshman)

- Played in all 13 games and had one start
- Had 28 tackles on the season, including 7.5 TFLs (second on team) and 2.0 sacks
- Played 349 total snaps
- Had a TFL against WCU
- Made his first career start at UNC and had two tackles
- Credited with three solo stops at BYU
- Had three tackles, including two TFLs at North Texas
- Turned in four assisted tackles against Marshall
- Had two stops, including a TFL at UAB
- Collected a TFL as his lone tackle against FIU
- Had three stops, all for loss of yards, including two sacks at Southern Miss
- Added six tackles in bowl game against Navy

#### 2012 (Freshman)

- Took a redshirt year

#### High School

- Rated a three-star recruit by Scout.com
- Earned first team all-state, all-region, all-area, and all-county as a senior at Eastside High School
- Registered 65 tackles, 16 TFLs, and eight sacks in 2011 as he was voted the Region Defensive Player of the Year
- Invited to the 2011 Georgia Senior All-Star Bowl and was a team captain
- Turned in 53 tackles, including 36 for TFLs as a sophomore
- Was all-region and all-county as a junior
- Played for Coach Rick Hurst

#### Personal

- Full name: Shaquille Darnell Huff
- Parents: Ronald and Lawanda Huff
- Birthdate: 1/19/93
- Major: Organizational Communication

#### CAREER STATISTICS

Tackles	G	UA	A	Total	TFL	Yds	QBS	YDS	PD	FF	FR	INT
2013	13	14	14	28	7.5	19	2.0	7	0	0	0	0
2014	12	19	9	28	5.0	36	2.0	30	1	1	0	0
2015	13	15	8	23	6.0	24	1.0	8	0	1	1	0
2016	12	11	15	26	7.0	20	2.0	8	1	1	1	0
<b>Total</b>	<b>50</b>	<b>59</b>	<b>46</b>	<b>105</b>	<b>25.5</b>	<b>99</b>	<b>7.0</b>	<b>53</b>	<b>2</b>	<b>3</b>	<b>2</b>	<b>0</b>



**3 RICHIE JAMES**

5-9 • 180 • R-SOPHOMORE • SARASOTA, FL

#### CAREER

- Currently ranks 2nd all-time in receptions and receiving yards while standing fourth in touchdown catches
- Ranks first among active players nationally in receptions per game and receiving yards per game
- Has caught at least one pass in all 25 games he has played

#### 2016 (r-Sophomore)

- Named First Team All-C-USA
- Named to the Biletnikoff Award and Maxwell Award Watch Lists
- Named to the Paul Hornung Award Week Eight Honor Roll on Oct. 24
- Voted the C-USA Co-Offensive Player of the Week on Nov. 28
- Voted the TSWA Player of the Week on Nov. 29

- Played and started all 12 games
- Owns 97 receptions for a school record 1,463 yards and 11 TDs while rushing for a career-best 300 yards
- Led all receivers with 898 snaps played
- Had three games with double digit receptions and eight or more in a game six times
- Broke his own school record against WKU with 16 catches for a career-high 223 yards (second most in school history) and two touchdowns
- Hauled in a school record at the time 14 passes for 183 yards and a touchdown against Vanderbilt
- Collected 12 passes for 122 yards on the road against Marshall
- Became just the sixth player in NCAA FBS history to have 200 yards rushing and 100 yards receiving in the same game when he tallied 207 yards on the ground and 120 in receiving against FAU
- Had a career-best 327 all-purpose yards against FAU which ranked second most in MT history

#### 2015 (r-Freshman)

- Named First Team Freshman All-American by the FWAA, USA Today and Athlon Sports
- Voted First Team All-C-USA
- Named to the C-USA All-Freshman Team
- Named the most improved receiver following spring drills
- Named to the Biletnikoff Award Watch List
- Voted the Male Breakout Performer of the Year at the Raiders Choice Awards
- Played in all 13 games and had 12 starts
- Finished the season with 108 receptions for 1,346 yards and eight touchdowns
- Also rushed 12 times for 146 yards and a score
- Set single-season MT and C-USA freshman records in receptions and receiving yards while becoming just the second player in school history to reach 1,000 receiving yards
- His 108 grabs was third most nationally and went down as the fourth most all-time in C-USA history
- Ranked 10th nationally in receiving yards
- Had four games with 10 or more receptions and five 100-yard receiving games
- Hauled in 10 passes for 95 yards at No. 2 Alabama
- Led team with six catches in win over Charlotte
- Had 12 receptions for 141 yards and a touchdown at Illinois
- At WKU he had seven receptions for 141 yards and two touchdowns
- Registered nine receptions for 198 yards and two touchdowns in win at FAU (yardage went down as third most in school history)
- Had 11 receptions for 98 yards in a win over North Texas

#### 2014 (Freshman)

- Took a redshirt year

#### High School

- A three-star recruit by 247Sports.com
- Played quarterback his senior year
- As a senior at Riverview High School he was voted honorable mention all-state for Class 8A as an athlete by the Orlando Sentinel
- Named honorable mention all-Southwest Florida Regional Elite Team in 2013 after passing for 442 yards and seven touchdowns to go with 1,044 rushing yards and 15 scores
- As a junior he had 49 receptions for 727 yards and seven touchdowns
- Lettered in football and track (competed in 400 meters, long jump, triple jump and 4x400 relay)
- Was a state qualifier as a sophomore and junior in the 400, triple jump, and 4x400
- Played for coach Todd Johnson

#### Personal

- Full name: Richard Rhondel James Jr
- Parents: Richard James Sr. and Trina Jones
- Birthdate: 9/5/95
- Major: Liberal Studies

#### CAREER STATISTICS

Receiving	G	Rec	Yds	TD	Lg	Rec/G	Avg/C	Avg/G
2015	13	108	1346	8	69	8.3	12.5	103.5
2016	12	97	1463	11	56	8.1	15.1	121.9
<b>Total</b>	<b>25</b>	<b>205</b>	<b>2809</b>	<b>19</b>	<b>69</b>	<b>8.2</b>	<b>13.7</b>	<b>112.4</b>

Rushing	G	Att	Yds	TD	Lg	Avg/C	Avg/G
2015	13	12	146	1	46	12.2	11.2
2016	12	32	300	4	36	9.4	25.0
<b>Total</b>	<b>25</b>	<b>44</b>	<b>446</b>	<b>5</b>	<b>46</b>	<b>10.1</b>	<b>17.8</b>



#### 2016 (r-Sophomore)

- Played and started nine games and was in on 682 snaps
- Had a season-high 96 snaps in win over Missouri
- Went out with an ankle injury against UTSA and did not play at Marshall, Charlotte or against FAU
- Part of an offensive line that had the most pass attempts in C-USA and the fewest sacks allowed
- Integral part of an offense that produced a 1,000-yard rusher, 1,000-yard receiver and set single-season records in points, touchdowns and total yards

#### 2015 (r-Freshman)

- Played in nine games and had three starts
- Filled in late in year for injured Darius Johnson
- Had 308 total snaps on the season with 272 coming in the last four games, including 92 against North Texas
- Earned his first collegiate start against North Texas
- Played a vital role in the Blue Raider offense setting single-season records in total offense, scoring and passing yards while helping produce the first 4,000-yard passer and two 1,000-yard receivers in the same season for first time in school history

#### 2014 (Freshman)

- Took a redshirt year

#### High School

- Voted first team all-state by TSWA after helping Pearl Cohn High School to a 10-2 record in 2013
- Voted District 10-AA Offensive Lineman of the Year by the Tennessean
- Named to Preseason Mid-State Top 25
- Played for the West at the 7th Annual Toyota East/West All-Star Classic
- Anchored a line that produced a back (Keshawn Vaughn) that rushed for 2,407 yards in 2013 while collecting 75 pancakes and allowing no sacks
- Lettered in football and track
- Played for coach Tony Brunetti

#### Personal

- Full name: Carlos Gene Johnson
- Parent: Carlos Stanfield (deceased) and Trellis Johnson
- Born: 7/2/96
- Major: Liberal Studies



#### 2016 (r-Junior)

- Played in all 12 games and had three starts
- Had a career-best 20 tackles on the season to go with two hurries
- Was in on 425 total snaps

- Earned his first career start at Vanderbilt
- Had five tackles in win at Bowling Green
- Collected four tackles and a hurry against UTSA

#### 2015 (r-Sophomore)

- Was hurt early in spring drills and missed the entire season

#### 2014 (r-Freshman)

- Played in all 12 games
- Finished with 14 tackles and a hurry on the season
- Was in on 337 total snaps with a season-high 36 against Memphis
- Had two stops in win over Savannah State
- Added three tackles at Memphis
- Credited with two tackles against Marshall
- Had three solo stops against BYU and had two tackles at UTEP

#### 2013 (Freshman)

- Took a redshirt year

#### High School

- Rated a two star recruit by Rivals.com
- Registered 102 total tackles to go with 14.5 sacks, 45 TFLs, three hurries and a forced fumble in helping lead Norcross to a 15-0 season and a No. 3 national ranking
- Had three TFLs in state championship game playing with a torn ACL
- Earned all-state, all-region, and all-county honors
- Played for Coach Keith Maloof
- Nickname is "J-Rock"

#### Personal

- Full name: Jahmal Anthony Jones
- Parents: Marlon Jones and Chryssie Wells
- Born: 8/15/95
- Other: Father played four years in the NFL with Tampa Bay and Cleveland
- Major: Liberal Studies

#### CAREER STATISTICS

Tackles	G	UA	A	Total	TFL	Yds	QBS	YDS	PD	FF	FR	INT
2014	12	8	6	14	0.0	0	0	0	0	0	0	0
2016	12	8	12	20	0.0	0	0	0	0	0	0	0
<b>Total</b>	<b>24</b>	<b>16</b>	<b>18</b>	<b>34</b>	<b>0.0</b>	<b>0</b>	<b>0</b>	<b>0</b>	<b>0</b>	<b>0</b>	<b>0</b>	<b>0</b>



#### 2016 (r-Junior)

- Played in 10 games and was in on 56 total snaps
- All of his action came on special teams

#### 2015 (r-Sophomore)

- Did not play in any games

#### 2013-14

- Attended Tennessee State

#### High School

- Lettered in football and track at Hillsboro High School
- Earned all-city and all-district honors as a senior after posting over 2,000 all-purpose yards and 18 touchdowns
- Was also all-city as a junior
- Won the Tennessee Hope Scholarship
- Played for Coach Craig Clayton

#### Personal

- Full name: Robert William Kirby III

- Parents: Robert and Judy Kelley
- Born: 2/3/95
- Major: Liberal Studies



#### 2016 (Freshman)

- Named to C-USA All-Freshman team
- Voted Honorable Mention All-C-USA
- Played in all 12 games and had 10 starts
- Was third on the team with 53 receptions for 599 yards and seven TDs
- Ranks fifth nationally in total receptions by a freshman
- Had four or more catches eight times
- Made a start in his collegiate debut against Alabama A&M and responded with four receptions
- Reeled in three passes, including the game-winning touchdown against LA Tech
- Turned in a career-high eight receptions for 73 yards against WKU
- Had his first 100-yard receiving game in win over FIU with six grabs for an even 100 yards

#### High School

- Rated a three-star recruit by 247Sports as a wide receiver
- As a senior for Colquitt County High School he collected 58 receptions for 928 yards and nine touchdowns while adding 826 yards on the ground and five scores (88 carries) to grab honorable mention all-state recognition and be named the 6-A Athlete of the Year
- Registered 51 catches for 856 yards and 12 touchdowns as a junior to earn second team all-region honors
- Team won state championship as a junior and senior, along with a national championship in 2015
- Also lettered in track
- Played for Coach Rush Probst

#### Personal

- Full name: Qwazavia Tyree Lee
- Parents: Greg Mcburrows and Chantae Lee
- Born: 9/25/97
- Major: Undecided

CAREER STATISTICS								
Receiving	G	Rec	Yds	TD	Lg	Rec/G	Avg/C	Avg/G
2016	12	53	599	7	30	4.4	11.3	49.9



#### 2016 (r-Sophomore)

- Played in all 12 games and was in on 288 total snaps
- Had 13 total tackles on the season to go with 2.5 TFLs, 2.0 sacks and two hurries
- Earned the Most Improved Defensive Lineman award in the spring
- Led team with a career-high two sacks in win over Alabama A&M
- Had two tackles against AAMU, Vanderbilt, FIU, Marshall, Charlotte and FAU

#### 2015 (r-Freshman)

- Played in just one game
- Credited with one tackle against Jackson State in three total snaps

#### 2014 (Freshman)

- Took a redshirt year

#### High School

- A three-star recruit out of Oxford High School by 247Sports.com
- Named first team all-state by 247Sports.com and the Mississippi Association of Coaches
- Voted second team all-state by the Clarion Ledger
- Earned Mississippi Association of Coaches all-region honors and was also placed on the 2013 All-End Zone Team after tallying 85 tackles, 17 TFLs, 8.0 sacks, 13 hurries and an interception
- Played in the Bernard Blackwell North-South All Star Game
- Also named all-area by the Oxford Eagle and was voted first team all-district by the coaches
- As a junior he had 97 tackles, 10.0 TFLs, and 7.5 sacks
- Lettered in football and track
- Played for coach Johnny Hill

#### Personal

- Full name: Darrius Deion Liggins
- Parent: Lindy Liggins
- Born: 4/29/96
- Major: Liberal Studies

CAREER STATISTICS												
Tackles	G	UA	A	Total	TFL	Yds	QBS	YDS	PD	FF	FR	INT
2015	1	1	0	1	0.0	0	0.0	0	0	0	0	0
2016	12	4	9	13	2.5	8	2.0	7	0	0	0	0
Total	13	5	9	14	2.5	8	2.0	7	0	0	0	0



#### 2016 (r-Sophomore)

- Played in all 12 games and had one start
- Was in on 291 total snaps and had two receptions on the season
- Earned his first career start at North Texas
- Made his first collegiate reception against WKU
- Also had a catch at FIU
- Played on special teams as well

#### 2015 (r-Freshman)

- Named the Jeanne Massaquoi Freshman Academic Award winner following spring drills
- Played in nine games
- Saw most of his 41 snaps on special teams

#### 2014 (Freshman)

- Took a redshirt year

#### High School

- Earned second team all-state honors at Trinity Catholic in 2013
- Had 29 catches for 446 yards and four touchdowns as a senior
- Was a team captain and played tight end, fullback, defensive end, and long snapper
- Selected to all-county team in 2012 and 2013
- Named to the 2012 IMG All-Madden Honorable Mention Team after registering 15 catches for 192 yards and two scores at Forest High School
- Was member of state championship team in 2010
- Lettered in football and baseball
- Played for coach John Brantley at Trinity Catholic

#### Personal

- Full name: Maxwell Andrew Linder
- Parents: Scott and Janet Linder



CONFERENCE CHAMPIONS: 1956, 1957, 1958, 1959, 1964, 1965, 1985, 1989, 1990, 1992, 2001, 2006

- Born: 11/30/95
- Major: Exercise Science

CAREER STATISTICS								
Receiving	G	Rec	Yds	TD	Lg	Rec/G	Avg/C	Avg/G
2016	12	2	1	0	1	0.2	0.5	0.1



**93 MALIK MANCIEL**  
6-3 • 268 • R-FRESHMAN • DETROIT, MI

#### 2016 (r-Freshman)

- Played in 11 games and was in on 241 snaps
- Had 14 tackles on the season to go with a sack, two hurries and a forced fumble
- Had three tackles in win over LA Tech
- Credited with five tackles, including a sack and a forced fumble at FIU

#### 2015 (Freshman)

- Took a redshirt year

#### High School

- Rated a three-star recruit by Rivals
- Registered 99 tackles his senior year at Florence High School to go with 29.5 TFLs, 7.5 sacks, nine pass breakups and 19 pressures
- Named Class 6A first team all-state in 2014
- Ended his career with 231.5 tackles, 67.5 TFLs, 19 sacks, 30 pressures, 10 pass breakups, three blocked field goals, and an interception
- Played for Coach J.B. Wallace

#### Personal

- Full name: Malik Rashod Mancel
- Parent: Mechelle Mancel
- Born: 2/15/97
- Major: Undecided

CAREER STATISTICS												
Tackles	G	UA	A	Total	TFL	Yds	QBS	YDS	PD	FF	FR	INT
2016	11	7	7	14	1.0	7	1.0	7	0	1	0	0



**4 I'TAVIUS MATHERS**  
5-11 • 197 • R-SENIOR • MURFREESBORO, TN

#### 2016 (r-Senior)

- Named First Team All-C-USA
- Invited to the 2017 NFLPA Bowl Game
- Voted a Permanent Team Captain
- Named to the Doak Walker Award Watch List
- Earned the Grinder award for Running Backs in the spring
- Named the C-USA Offensive Player of the Week on Sept. 19, Sept. 26 and Oct. 24
- Voted the TSWA Player of the Week on 9/20/16 and 10/25/16
- Played in all 12 games and had 11 starts
- Led team with 1,504 yards rushing and 16 rushing touchdowns to go with 62 catches for 589 yards and three scores
- Just the seventh player in NCAA FBS history to have 1,500 yards rushing and 500 yards

receiving in the same season

- Had eight 100-yard rushing games, including six in a row to equal the second longest streak in school history
- Set the single-season record for rushing yards (1,504), all-purpose yards (2,093) and receptions for a running back (62)
- Had five or more receptions in a game eight times
- Became just the second player in MT history to record 100 yards rushing and 100 yards receiving in a game when he tallied 157 rushing yards and 103 receiving yards at Bowling Green
- Tallied a career-best 215 rushing yards on 28 attempts in win at Missouri to go with a personal-high eight receptions
- Turned in his second 200-yard rushing game with 213 yards and three TDs against FAU

#### 2015 (Senior)

- Transferred to Middle Tennessee after three years at Ole Miss

#### 2014 (Junior)

- Played in 12 games and had one start
- Was third on the team in rushing with 290 yards to go with three touchdowns
- Also added six catches for 49 yards
- Rushed for a season-high 57 yards each in wins over Louisiana and Memphis

#### 2013 (Sophomore)

- Played in 12 games with one start at running back
- Led the team with 563 rushing yards
- vs. #6 LSU (10/19/13): Rushed 12 times for 51 yards and caught a pass for no gain
- vs. Idaho (10/26/13): Set career highs in rushing attempts (14) and yards (138), highlighted by a 64-yard TD jaunt
- vs. Arkansas (11/9/13): Made his first career start and rushed 12 times for 44 yards
- vs. #8 Missouri (11/23/13): Rushed seven times for a team-high 66 yards, including a 45-yard TD, and had two catches for 14 yards
- Music City Bowl vs. Georgia Tech (12/30/13): Gained 58 rushing yards on 13 carries and posted career highs in receptions (5) and receiving yards (49)
- Did not play in the season opener while recovering from an ankle injury
- Spring 2013: Received the Eli Manning Award, presented to the most improved offensive player of the spring

#### 2012 (Freshman)

- Played in every game as a backup RB and on special teams
- On the season, had 208 rushing yards on 27 carries with one TD and returned three kicks for 20 yards

#### High School

- Named The Tennessean's Player of the Year as a junior and senior and was named to the publication's Dream Team in 2011
- Named district and county MVP in 2011
- Earned Tennessee Gatorade and Old Spice Player of the Year honors his junior year
- A SuperPrep All-Region selection and rated the No. 8 player in Tennessee
- Earned Tennessee Class AAA Mr. Football honors
- Listed No. 84 on Mobile Press-Register Super Southeast 120 list
- Rated the No. 20 running back in the nation and the No. 7 player in Tennessee by Rivals.com
- Listed as the No. 35 running back in the nation by Scout.com
- Rated the No. 42 running back in the nation and No. 20 player in the state by ESPN.com
- Rushed for 2,253 yards and 27 touchdowns as a senior after rushing for 2,614 yards and 29 TDs as a junior
- Team finished 8-4 his senior year and advanced to the state playoffs
- Coached in high school by Philip Shadowen

#### Personal

- Parents: Son of Ira Mathers Jr. and Gale Jones
- Full name: I'Tavius Von Tez Mathers
- Born: Nov. 19, 1993
- Major: Liberal Studies (pursuing second degree)

CAREER STATISTICS								
Rushing	G	Att	Yds	TD	Lg	Avg/C	Avg/G	
2012	13	27	208	1	62	7.7	16.0	
2013	12	95	563	3	63	5.9	46.9	
2014	12	67	290	3	56	4.3	24.2	
2016	12	220	1504	16	71	6.8	125.3	
<b>Total</b>	<b>49</b>	<b>409</b>	<b>2565</b>	<b>23</b>	<b>71</b>	<b>6.3</b>	<b>52.3</b>	

Receiving	G	Rec	Yds	TD	Lg	Rec/G	Avg/C	Avg/G
2012	13	2	9	0	6	0.2	4.5	0.7
2013	12	10	83	0	21	0.8	8.3	6.9
2014	12	6	49	0	11	0.5	8.2	4.1
2016	12	62	589	3	78	5.2	9.5	49.1
<b>Total</b>	<b>49</b>	<b>80</b>	<b>730</b>	<b>3</b>	<b>78</b>	<b>1.6</b>	<b>9.1</b>	<b>14.9</b>



## 99 JIMAL MCBRIDE

6-2 • 319 • SENIOR • WAYCROSS, GA

### 2016 (Senior)

- Named Honorable Mention All-C-USA
- Played in 11 games and earned eight starts
- Has 22 tackles, including two TFLs on the season
- Collected a career-high seven stops at Vanderbilt, including 2.0 TFLs
- Registered four stops at Bowling Green but suffered an ankle injury
- Missed the LA Tech and North Texas games with an ankle injury
- Returned against WKU and had three tackles and a hurry
- Reinjured ankle after 30 snaps at Missouri

### 2015 (Junior)

- Played in all 13 games
- Finished year with 14 total stops and two hurries
- Averaged nearly 30 snaps per game
- Credited with three stops in win over FIU and also added three at LA Tech
- Collected three tackles in bowl game against WMU

### 2014 (Sophomore)

- Named team's most improved defensive lineman for strength training after spring drills
- Played in all 12 games and had one start
- Finished with 25 total tackles, including 4.5 TFLs, 2.5 sacks and a pass breakup
- Played 366 total snaps, including a season-high 38 against Marshall and BYU
- Had four solo tackles, including a sack and two TFLs in win over WKU
- Credited with four tackles, including a sack and a pass breakup in win over UAB
- Collected four tackles at UTEP

### 2013 (Freshman)

- Voted Honorable Mention All-C-USA
- Played in nine games and had one start
- Finished with 27 total tackles, including 5.0 TFLs, and 1.0 sacks
- Played 242 total snaps with 184 coming in second half of season
- Made first career start as a true freshman against WCU and had two assisted tackles
- Suffered a knee injury against WCU and missed the UNC, Memphis, FAU, and BYU games
- Returned against ECU and had two tackles
- Had five tackles, including two TFLs and a sack against Marshall in a season-high 36 snaps
- Credited with four tackles, including two TFLs in win over UAB
- Added four stops against FIU
- Added four tackles in bowl game against Navy

### High School

- As a senior at Ware County High School he earned all-state honors while also being voted the Atlanta Journal-Constitution 5A Defensive Player of the Year and the Region
- Defensive Player of the Year
- Turned in 127 tackles, six sacks, 27 TFLs, three pass breakups, and blocked two field goals in 2012
- Lettered in football and track
- Played for Coach Ed Dudley

### Personal

- Full name: Jimal L. McBride
- Parents: Jimmy McBride and Rhonda Burse
- Born: 11/30/94
- Major: Liberal Studies

### CAREER STATISTICS

Tackles	G	UA	A	Total	TFL	Yds	QBS	YDS	PD	FF	FR	INT
2013	9	17	10	27	5.0	11	1.0	3	0	0	0	0
2014	12	17	8	25	4.5	14	2.5	8	1	0	0	0
2015	13	7	7	14	0.0	0	0.0	0	0	0	0	0
2016	11	10	12	22	2.0	6	0.0	0	0	0	0	0
<b>Total</b>	<b>45</b>	<b>51</b>	<b>37</b>	<b>88</b>	<b>11.5</b>	<b>31</b>	<b>3.5</b>	<b>11</b>	<b>1</b>	<b>0</b>	<b>0</b>	<b>0</b>



## 32 CHRIS MELTON

6-1 • 210 • SOPHOMORE • LEESBURG, GA

### 2016 (Sophomore)

- Named Honorable Mention All-C-USA
- Earned the Grinder award for Linebackers in the spring
- Played in all 12 games and earned nine starts
- Leads team with a career-best 96 tackles, including 6.5 TFLs, 2.5 sacks, a forced fumble and a fumble recovery
- Had four double digit tackle games
- Leads entire team with 1,011 snaps played, including three games with over 100 snaps
- Earned his first career start against LA Tech and responded with a team-leading 13 tackles, including a half sack and a pass breakup
- Credited with 14 tackles to go with a fumble recovery in road win against Missouri
- Turned in 11 tackles in win over FAU

### 2015 (Freshman)

- Played in all 13 games
- Saw action in 342 total snaps
- Finished season with 17 total tackles and a hurry
- Ranked third on team with 10 special teams tackles
- Collected three solo stops against Jackson State and added two against Charlotte
- Had two tackles at UTSA
- Played a season-high 77 snaps against WMU and responded with six stops and a hurry

### High School

- Lettered in football and track for four years at Lee County High School
- 2014 first team all-region and first team all-Albany Herald
- 2013 second team all-region
- Had 85 tackles, seven pass breakups and five blocked kicks in 2014 while collecting 87 stops, four pass breakups and six blocked kicks in 2013
- Played for Coach Dean Fabrizio

### Personal

- Full name: Christopher Chanton Melton
- Parents: Christopher Melton Sr. and Denice Preston
- Born: 1/12/97
- Major: Construction Management

### CAREER STATISTICS

Tackles	G	UA	A	Total	TFL	Yds	QBS	YDS	PD	FF	FR	BK
2015	13	10	7	17	0	0	0	0	0	0	0	0
2016	12	47	49	96	6.5	22	2.5	12	2	1	1	0
<b>Total</b>	<b>25</b>	<b>57</b>	<b>56</b>	<b>113</b>	<b>6.5</b>	<b>22</b>	<b>2.5</b>	<b>12</b>	<b>2</b>	<b>1</b>	<b>1</b>	<b>0</b>



## 7 JORDAN MIDDLETON

6-1 • 175 • FRESHMAN • MURFREESBORO, TN

### 2016 (Freshman)

- Took a redshirt year
- A walk-on

### High School

- Lettered in football and baseball four years at Siegel High School
- Earned all-region honors in football as a senior and was all-district as a junior and senior
- During his senior year he threw for 321 yards and two scores against Blackman while passing for 304 yards and two touchdowns against Hendersonville
- Voted all-region and all-district as a senior in baseball
- Played football for Coach Greg Wyant

### Personal

- Full name: Jordan Albert Middleton
- Parents: Shawn and Deann Middleton
- Born: 11/7/96
- Major: Undecided



**6** **MICHAEL MINTER**  
6-0 • 181 • R-JUNIOR • ATLANTA, GA

### 2016 (r-Junior)

- Named the TSWA Defensive Player of the Week on 9/27/16
- Named the ASN Player of the Week on 10/1/16
- Played and started all 12 games
- Had 47 tackles, two interceptions, eight pass breakups and a fumble recovery
- Registered five or more tackles in a game five times
- Collected eight tackles, three pass breakups and a fumble recovery in win over LA Tech
- Batted down two passes at North Texas before missing second half with an injury
- Had eight tackles in win at FIU
- Missed the second half at Marshall with an injury
- Had interceptions against UTSA and FAU

### 2015 (r-Sophomore)

- Played and started in 11 games
- Finished the year ranked fifth on the team in tackles with 55
- Also has 6.0 TFLs to go with a sack, an interception, a forced fumble and nine pass breakups
- Led all corners with 780 total snaps played
- Had 2.5 tackles in his first career start against Charlotte
- Credited with seven tackles to go with a sack and forced fumble against Vanderbilt
- Registered three tackles, including a TFL, to go with an interception and a pass breakup against FIU
- Against North Texas he had seven stops, including a TFL and a pass breakup
- Had two tackles, including 2.0 TFLs in win over UTSA
- Added five stops and a pass breakup against WMU

### 2014 (r-Freshman)

- Named team's most improved cornerback following spring drills
- Played in eight games
- Played 59 snaps on the year with most of those on special teams
- Saw his first action of the season at ODU on special teams
- Had a pass breakup and a tackle at Marshall

### 2013 (Freshman)

- Took a redshirt year

### High School

- Earned 3A all-state and first team all-region honors by the Atlanta Journal-Constitution in 2012
- As a senior he hauled in 21 catches for 345 yards and five touchdowns while adding seven interceptions on defense
- Turned in 93 total tackles
- Also had five touchdowns on kickoff and/or punt returns
- Was team MVP, had two defensive player of the week awards and was named special teams player of the week on four occasions as a senior
- Was a participant in the Metro Atlanta All-Star Game in 2012
- Lettered in football, basketball, and track at McNair High School
- Played for Coach Ty Lockett

### Personal

- Full name: Michael Carl Minter
- Parents: Michael and Kintisa Minter
- Born: 9/12/94
- Major: Liberal Studies

### CAREER STATISTICS

Tackles	G	UA	A	Total	TFL	Yds	QBS	YDS	PD	FF	FR	INT
2014	8	0	1	1	0	0	0	0	1	0	0	0
2015	11	43	12	55	6.0	15	1.0	5	9	1	0	1-7
2016	12	34	13	47	0.0	0	0.0	0	8	0	1	2-58
<b>Total</b>	<b>31</b>	<b>77</b>	<b>26</b>	<b>103</b>	<b>6.0</b>	<b>15</b>	<b>1.0</b>	<b>5</b>	<b>18</b>	<b>1</b>	<b>0</b>	<b>3-65</b>



**62** **JACK MITCHELL**  
6-2 • 294 • R-SOPHOMORE • MURFREESBORO, TN

### 2016 (r-Sophomore)

- Did not compete in any games

### High School

- Lettered in football and track at Riverdale High School
- Played for Coach Ron Aydelott

### Personal

- Full name: Jackson Ryan Mitchell
- Parents: Scott Mitchell and Kellie Milner
- Born: 7/17/96
- Major: Construction Management



**45** **WILL MITCHELL**  
5-6 • 180 • FRESHMAN • JACKSONVILLE, FL

### 2016 (Freshman)

- Took a redshirt year

### High School

- Lettered in football and weight lifting at Bolles High School
- Had 3,000 rushing yards and 30 touchdowns during his career to go with 3,700 all-purpose yards
- Was ranked eighth in the state of Florida after his sophomore season when he earned all-district honors
- Played for Coach Corky Rogers

### Personal

- Full name: Will Thomas Mitchell
- Parents: Mitch and Dede Mitchell
- Born: 12/30/96
- Major: Undecided





**7 JOVANTE MOFFATT**  
6-0 • 191 • SOPHOMORE • UNION CITY, TN

#### 2016 (Sophomore)

- Earned the Grinder award and Most Improved award for safeties in the spring
- Played and started all 12 games
- Is second on the team with 72 stops, including a TFL and three pass breakups
- Had five or more tackles five times
- Leads all safeties with 921 snaps
- Had 10 tackles at Marshall
- Credited with eight stops against Vanderbilt and FIU
- Added six stops in win at Bowling Green, win over LA Tech and North Texas and against WKU

#### 2015 (Freshman)

- Played in all 13 games
- The majority of his 197 snaps played came on special teams
- Had two total tackles on the season (one each against Charlotte and Marshall)

#### High School

- Lettered in football, basketball, baseball and track at Union City High School
- Helped lead Union City to back-to-back state championships in 2013 and 2014
- Tabbed first team all-state, all-region and all-district as a senior while also grabbing Defensive Player of the Year honors
- Played in the TACA East-West All-Star game
- Credited with 50 solo stops, six interceptions, and three forced fumbles to go with 890 yards rushing and 18 touchdowns his senior year
- Voted the Defensive Player of the Game at the 2013 and 2014 state championship games
- Also had four interceptions as a junior
- Played for Coach Darren Bowling

#### Personal

- Full name: Jovante Dominique Moffatt
- Legal Guardian: Priscilla Moffatt (aunt)
- Born: 12/25/96
- Major: Undecided

CAREER STATISTICS												
Tackles	G	UA	A	Total	TFL	Yds	QBS	YDS	PD	FF	FR	INT
2015	13	2	0	2	0	0	0.0	0	0	0	0	0
2016	12	38	34	72	1.0	2	0.0	0	3	0	0	0
<b>Total</b>	<b>25</b>	<b>40</b>	<b>34</b>	<b>74</b>	<b>1.0</b>	<b>2</b>	<b>0.0</b>	<b>0</b>	<b>3</b>	<b>0</b>	<b>0</b>	<b>0</b>



**98 CHRIS MYERS**  
6-6 • 231 • FRESHMAN • LAVERGNE, TN

#### 2016 (Freshman)

- Took a redshirt year

#### High School

- Lettered in football and basketball at LaVergne High School
- A three star recruit by 247Sports as a tight end and the 33rd ranked player in the state
- Had five catches for 84 yards and a touchdown in 2015

- Named to the 2015 East-West All-Star Classic where he registered two sacks
- Was No. 38 on the Tennessee Super Prep 44
- Older brother is Robert "Snacks" Myers who was drafted by the Baltimore Ravens and is currently with the Denver Broncos
- Played for Coach Stanton Stevens

#### Personal

- Full name: Christopher John-Lee Myers
- Parent: Millicent Myers
- Born: 5/18/98
- Major: Undecided



**92 TY NIX**  
6-0 • 260 • FRESHMAN • MURFREESBORO, TN

#### 2016 (Freshman)

- Took a redshirt year

#### High School

- A three-year starter at Oakland High School
- Earned TSWA 6A First Team All-State honors in 2014 and 2015
- As a senior and team captain he added 70 tackles to go with five sacks and 21.5 TFLs to earn Region 2-6A Defensive MVP honors and was a semifinalist for 6A Tennessee Mr. Football
- Turned in 87 tackles, 30 TFLs, 9.5 sacks and two forced fumbles as a junior
- Garnered all-district, all-area and all-Mid-State recognition
- A member of the honor roll
- Played for Coach Kevin Greasy

#### Personal

- Full name: Tyvari Rashad Nix
- Parents: Tyrone and Toya Nix
- Born: 9/4/97
- Major: Undecided



**26 TAD ONWU**  
5-11 • 185 • R-SOPHOMORE • MURFREESBORO, TN

#### 2016 (r-Sophomore)

- Did not compete in any games

#### High School

- Lettered in football and track at Riverdale High School
- Earned all-region honors and won the Warrior Award
- Played for Coach Ron Aydelott

#### Personal

- Full name: Tad Oejike Onwu
- Parent: Cornelius Onwu
- Born: 5/20/96
- Major: Liberal Studies



# 71 ANGELO OWENS

6-4 • 280 • JUNIOR • DEERFIELD BEACH, FL

## 2016 (Junior)

- Arrived in January and participated in spring drills
- Took a redshirt year

## Dodge City CC

- Registered honorable mention all-conference honors
- Played for Coach Gary Thomas

## High School

- Lettered in football at Winter Park High School
- Named first team all-Central Florida and first team all-conference
- Played for Coach Timothy Shifflet

## Personal

- Full name: Angelo Justice Owens
- Parents: Lawrence Owens and Ruby Hope
- Born: 4/13/95
- Major: Liberal Studies



# 67 TREYTON PETERS

6-6 • 330 • FRESHMAN • ROCKWOOD, TN

## 2016 (Freshman)

- Took a redshirt year

## High School

- Lettered four years in football at Harriman High School
- Rated a three-star recruit by 247Sports and the 38th ranked player in the state
- Named TSWA first team all-state in 2015
- Was No. 34 on the Tennessee Super Prep 44
- Earned all-district recognition three times and was a Mr. Football semifinalist
- Played for Coach Travis Tapp
- Aspires to get his law degree

## Personal

- Full name: Treyton Campbell Peters
- Parents: Noel and Jennifer Peters
- Born: 7/7/98
- Major: Political Science



# 84 TERRY PETTIS

6-5 • 248 • R-SENIOR • FAIRBURN, GA

## 2016 (r-Senior)

- Earned the Most Improved Inside Wide Receiver award in the spring
- Suffered a knee injury in preseason camp and was lost for the season

## 2015 (r-Junior)

- Named the most improved receiver following spring drills
- Played in all 13 games and had nine starts
- Enjoyed a career year with 29 receptions for 612 yards and four touchdowns
- His 21.1 yard per catch average ranked eighth nationally
- Tallied two catches for 51 yards against Jackson State
- Also had two grabs at Alabama
- Hauled in four receptions for a personal-high 167 yards and two touchdowns (TD catches of 76 and 75 yards) against Charlotte
- Had five receptions for 62 yards at WKU
- Reeled in five passes for 126 yards and a touchdown in win over Marshall
- Caught two passes for 27 yards and a touchdown at UTSA

## 2014 (r-Sophomore)

- Played in all 12 games and earned six starts
- Finished with 15 receptions for 241 yards and a touchdown
- Played 360 total snaps, including a season-high 62 at Minnesota
- Had two catches for 21 yards at Memphis
- Also added two grabs at ODU for 36 yards
- Recorded two receptions for 77 yards and a touchdown in win over USM
- Had four receptions for 47 yards at Marshall
- Registered four catches for 55 yards at FIU

## 2013 (r-Freshman)

- Played in all 13 games
- Finished with nine catches for 122 yards
- Played 182 total snaps
- Turned in two receptions for 27 yards against WCU, then added two grabs for 28 yards at UNC
- Had a 17-yard catch against BYU and also ECU
- Also hauled in one pass against Marshall

## 2012 (Freshman)

- Took a redshirt year

## High School

- Lettered in football and basketball at Langston Hughes High School
- Had 14 receptions for 142 yards and two touchdowns in 2011 and added 23 tackles on defense
- Played for Coach Willie Cannon

## Personal

- Full name: Terry LaDon Pettis Jr.
- Parents: Terry Pettis Sr. and Pamela Bush
- Born: 10/26/93
- Major: Liberal Studies (pursuing second degree)

## CAREER STATISTICS

Receiving	G	Rec	Yds	TD	Lg	Rec/G	Avg/C	Avg/G
2013	12	9	122	0	24	0.8	13.6	10.2
2014	12	15	241	1	59	1.3	16.1	20.1
2015	13	29	612	4	76	2.2	21.1	47.1
Total	37	53	975	5	76	1.4	18.4	26.4



## 95 TRAE PHILPOTS

6-4 • 235 • R-FRESHMAN • FAIRBURN, GA

### 2016 (r-Freshman)

- Played in eight games and been in on 68 total snaps
- Has four tackles, including a half TFL on the season

### 2015 (Freshman)

- Took a redshirt year

### High School

- Lettered in football, basketball and baseball at Creekside High School
- In 2014, led Creekside with 64 tackles, 18 sacks and 22 TFLs
- Earned all-state and all-region honors as a senior
- Played for Coach Olten Downs

### Personal

- Trae Jamal Philpots
- Parent: Gary Philpots and Ida Mae Philpots
- Born: 5/7/97
- Major: Undecided

CAREER STATISTICS												
Tackles	G	UA	A	Total	TFL	Yds	QBS	YDS	PD	FF	FR	BLK
2016	8	2	2	4	0.5	0	0.0	0	0	0	0	0



## 96 RAKAVIAN POYDRAS

6-1 • 298 • FRESHMAN • CLARKSVILLE, TN

### 2016 (Freshman)

- Took a redshirt year

### High School

- Rated a three-star recruit by 247Sports who is 23rd ranked player in the state
- Played at Clarksville as a senior while playing at Northeast the previous three years
- Turned in 39 total tackles in 2015 to go with six sacks in earning first team all-mid-state honors
- Also voted team MVP
- Named to the 2015 East-West All-Star Classic and registered three tackles
- Earned all-region honors three times
- Played for Coach Isaac Shelby

### Personal

- Full name: Rakavian Paul Poydras
- Parents: Reginald and Sabrina Poydras
- Born: 6/8/97
- Major: Business Administration



## 29 DARRYL RANDOLPH

5-11 • 192 • R-SOPHOMORE • PENSACOLA, FL

### 2016 (r-Sophomore)

- Played in all 12 games and earned five starts
- Ranks fifth on the team with 58 stops to go with 2.5 TFLs and two pass breakups
- Registered three double digit tackles games
- Earned his first career start at FIU and responded with a team-high 10 tackles
- Led team for second straight game with 10 tackles against UTSA
- Registered a career-best 15 tackles, including a TFL and a pass breakup at Marshall

### 2015 (r-Freshman)

- Played in all 13 games
- Finished year with eight tackles and three pass breakups
- Played 246 total snaps, including a season-high 38 against FIU
- Had four tackles and a pass breakup against FIU
- Registered a pass breakup against North Texas

### 2014 (Freshman)

- Took a redshirt year

### High School

- Selected first team FACA 6A All-State as a senior at Pensacola High School
- Also on the all-area team and selected for the Max Emfinger All-American Game
- Named to the Florida North-South All-Star Game
- As a senior he had 53 tackles, 10 pass breakups, two interceptions and scored twice on defense and on a kickoff and punt return
- Made move from running back to cornerback during his sophomore season
- Nickname is Scooby
- Played for coach Mike Bennett

### Personal

- Full name: Darryl Gregory Randolph
- Parents: Darryl Randolph and Ann Kimbrough
- Born: 10/7/95
- Major: Liberal Studies

CAREER STATISTICS												
Tackles	G	UA	A	Total	TFL	Yds	QBS	YDS	PD	FF	FR	INT
2015	13	7	1	8	0	0	0.0	0	3	0	0	0
2016	12	33	25	58	2.5	8	0.0	0	2	0	0	0
Total	25	40	26	66	2.5	8	0.0	0	5	0	0	0



## 94 TYSHUN RENDER

6-4 • 240 • R-FRESHMAN • NEWNAN, GA

### 2016 (r-Freshman)

- Named to C-USA All-Freshman team
- Played in all 12 games and been in on 374 snaps
- Collected 17 total tackles, including a TFL and three hurries on the season



CONFERENCE CHAMPIONS: 1956, 1957, 1958, 1959, 1964, 1965, 1985, 1989, 1990, 1992, 2001, 2006

- Credited with six stops in win over FIU
- Had two tackles each against Vanderbilt, LA Tech and Marshall

#### 2015 (Freshman)

- Took a redshirt year

#### High School

- Lettered in football and basketball at Westlake High School
- Helped lead Westlake (10-2) to a region championship in 2014 after collecting 55 tackles, nine sacks and 17 TFLs
- Earned first team all-region honors as a defensive lineman and second team accolades as a tight end
- Played for Coach Bryan Love

#### Personal

- Full name: Tyshun Scott Render
- Parents: Scotty and Lorrie Render
- Born: 3/28/97
- Major: Undecided

CAREER STATISTICS												
Tackles	G	UA	A	Total	TFL	Yds	QBS	YDS	PD	FF	FR	INT
2016	12	8	9	17	1.0	1	0.0	0	1	0	0	0



**49 STEVEN RHODES**  
6-3 • 268 • SENIOR • ANTIOCH, TN

#### 2016 (Senior)

- Named Honorable Mention All-C-USA
- Voted the Armed Forces Merit Award winner by the FWAA
- Selected as a nominee for the Burlsworth Trophy
- Played and started all 12 games
- Paced all linemen with 794 snaps, including a season-high 97 at Charlotte
- Has a career-best 39 tackles, including a team-high eight TFLs, 4.5 sacks, six hurries, a fumble recovery and forced fumble
- Had four or more tackles five times
- Added seven tackles in win at Bowling Green
- Had five stops to go with a fumble recovery and a pass breakup at FIU

#### 2015 (Junior)

- Named the most improved defensive lineman following spring drills
- Earned the "Grinder Award" for defensive linemen following spring drills
- Played and started all 13 games
- Ended year with 35 total tackles, including 6.0 TFLs, 2.5 sacks, a forced fumble and fumble recovery, and a team-best seven hurries
- Led all defensive linemen with 674 total snaps
- Led team with three hurries at No. 2 Alabama
- Turned in four tackles, including a TFL, a forced fumble and a fumble recovery against Charlotte
- Had five tackles against Illinois, Marshall and FAU
- Had a career-best two sacks in win over UTSA

#### 2014 (Sophomore)

- Saw action in all 12 games and earned five starts
- Finished with 24 total tackles, including 3.0 TFLs, 2.0 sacks and a team-high six hurries
- Credited with two tackles, including a sack and a forced fumble at Marshall
- Started against FIU and had four tackles, including a TFL
- Had seven stops, including a sack in win over FAU

#### 2013 (Freshman)

- Named the DNJ Person of the Year on Dec. 29
- Played in all 13 games
- Finished with 10 total tackles, including a half sack on the season

- Played 237 total snaps with 166 being on special teams
- Had four tackles and a half sack in first collegiate game against WCU

#### Prior to MT

- Served five years in the United States Marine Corps

#### High School

- Lettered in football at Antioch High School where he played for Coach Mike Woodward

#### Personal

- Full name: Steven Corey Rhodes
- Parents: Reginal Rhodes Sr. and Narkita Rhodes
- Born: 11/22/88
- Major: Organizational Communication
- Other: Steven and his wife Adrienne have two children, Kameron and Devon

CAREER STATISTICS												
Tackles	G	UA	A	Total	TFL	Yds	QBS	YDS	PD	FF	FR	BLK
2013	13	7	3	10	0.5	1	0.5	1	0	0	0	0
2014	12	15	9	24	3.0	11	2.0	10	0	1	0	0
2015	13	23	12	35	6.0	37	2.5	23	0	1	1	0
2016	12	24	15	39	8.0	39	4.5	29	2	1	1	0
Total	50	69	39	108	17.5	88	9.5	63	2	3	2	0



**65 HUNTER ROGERS**  
6-7 • 327 • R-SENIOR • SAFFORD, AL

#### 2016 (r-Senior)

- Played in 11 games and had one start
- Was in on 249 snaps, including season-high 66 in lone start vs Marshall
- Also plays on field goal and extra point teams

#### 2015 (r-Junior)

- Played in all 13 games and had one start
- Was in on 190 total snaps, including a season-high 45 at Illinois
- Played a role in the Blue Raider offense setting single-season records in total offense, scoring and passing yards while helping produce the first 4,000-yard passer and two 1,000-yard receivers in the same season for first time in school history

#### 2014 (r-Sophomore)

- Played in all 12 games with the majority of his time coming on special teams
- Was in on 107 total snaps with a season-high 30 against UTEP

#### 2013 (r-Freshman)

- Played in all 13 games
- Is on the field goal and extra point teams
- Was in on 155 total snaps, including a season-high 49 at North Texas

#### 2012 (Freshman)

- Took a redshirt year

#### High School

- Lettered in football, basketball, and track at John T. Morgan Academy
- Earned all-state and all-district honors in 2011
- Was the team's offensive lineman MVP and won the Hustle Award
- 2011 state champion in the shot put
- Had 63 pancake blocks and graded out at 90 percent in 2011
- Registered 54 pancakes in 2010 and had a grade of 94 percent

#### Personal

- Full name: Hunter Thomas Rogers
- Parents: Jason and Laura Rogers
- Born: 2/15/94
- Major: Liberal Studies (pursuing second degree)



# 15 CANON ROOKER

5-11 • 184 • R-JUNIOR • RICHMOND HILL, GA

## 2016 (r-Junior)

- Named First Team All-C-USA
- Named C-USA Special Teams Player of the Week on Oct. 24
- Played all 12 games
- Made 16 of 19 field goals which is the fourth most in school history
- His 107 points scored is the most ever by a kicker at MT
- Made all seven PATs and hit two field goals (career long 46 yarder) in his debut against AAMU as the principal place-kicker
- Connected on a career-best three field goals in win at North Texas (25, 34 and 36 yards)
- Also hit three field goals against WKU and had 13 points
- Hit three of four field goals and scored a personal-best 15 points in road win over Missouri
- Prior to his lone miss at Missouri, Rooker had hit nine straight field goals to equal the second best streak in school history

## 2015 (r-Sophomore)

- Played in all 13 games as the team's primary kickoff specialist
- Averaged 60.6 yards on 78 kickoffs with 19 touchbacks
- Turned in five touchbacks in win over Jackson State

## 2014 (r-Freshman)

- Named team's most improved specialist for strength training following spring practice
- Suffered an injury late in the summer and was lost for the season

## 2013 (Freshman)

- Served as the Blue Raiders' kickoff specialist for all 13 games
- Had 70 kickoffs for a 60.1-yard average and 23 touchbacks (12 in last four games)
- Also made his only extra point attempt

## High School

- Rated the 33rd best kicker in the country by Chris Sailer Kicking
- No. 12 ranked kicker in nation by Scout.com and No. 27 by ESPN
- A two star recruit by Rivals and Scout
- Named the Georgia 5A Special Team Player of the Year in 2012
- Connected on 7 of 11 field goals his senior year and 39 of 44 PATs to help Richmond • Hill to an 8-3 record
- As a junior, he hit 21-of-27 PATs, 1-of-3 field goals, and 7-of-16 kickoffs were touchbacks
- He made all three of his field goals as a sophomore and 9 of 10 extra points
- Lettered in football and soccer
- Played football for Coach Lyman Guy
- Member of the National Honor Society and Beta Club

## Personal

- Full name: Canon Tate Rooker
- Parents: Robert and Missy Rooker
- Born: 10/25/94
- Major: Biochemistry

## CAREER STATISTICS

Scoring	G	TD	Rush	Pass	Retn	PAT	2PAT	FG	Total	Avg/G
2013	13	0	0	0	0	1	0	0	1	0.1
2016	12	0	0	0	0	59	0	19	107	8.9

Field Goals	G	Att	Made	Lg	Pct
2016	12	19	16	46	84.2

Kickoffs	G	Att	Yds	Avg.	TB	OB
2013	13	70	4205	60.1	23	0
2015	13	78	4724	60.6	19	2
2016	12	86	5130	59.7	24	3
<b>Total</b>	<b>38</b>	<b>234</b>	<b>14059</b>	<b>60.1</b>	<b>66</b>	<b>5</b>



# 57 JONATHAN ROTH

6-5 • 286 • R-FRESHMAN • KNOXVILLE, TN

## 2016 (r-Freshman)

- Played in nine games and earned two starts
- Both starts came as a tight end (North Texas and Marshall)
- Was in on 111 total snaps

## 2015 (Freshman)

- Took a redshirt year

## High School

- Was part of three straight 4A State Championship teams while ending his career with 36 consecutive wins at Fulton High School
- Earned Class 4A first team all-state honors by the TSWA in 2014
- Also named all-PrepXtra, all-region, and all-district
- Played in the TACA East vs West All-Star game
- As a junior he tallied 45 tackles, three sacks, caused five fumbles and recorded eight TFLs in earning all-state and all-region honors
- Played for Coach Rob Black

## Personal

- Full name: Jonathan Sexton Roth
- Parents: Jamie and Sofia Roth
- Born: 4/18/97
- Major: Forensic Science



# 31 D.J. SANDERS

6-0 • 225 • JUNIOR • SANDERSVILLE, GA

## 2016 (Junior)

- Named Honorable Mention All-C-USA
- Voted a Permanent Team Captain
- Named the C-USA Defensive Player of the Week on Oct. 31
- Voted the TSWA Player of the Week on Nov. 1
- Started all 12 games and was second among linebackers with 959 snaps
- Had a career-best 64 tackles on the season, including 4.5 TFLs, 2.0 sacks, two interceptions, nine pass breakups, three forced fumbles and a blocked kick
- Collected two double digit tackle games and had six or more in a game four times
- Led team with 11 tackles, including two TFLs, a sack and a forced fumble at Bowling Green
- Credited with 11 tackles to go with a forced fumble, a pass breakup and a hurry at Missouri
- Collected seven tackles, including a sack, interception and pass breakup at FIU
- His INT at FIU was the game-winner as he returned it 48 yards for a touchdown with 1:22 left to play
- Returned an interception for a touchdown against FAU

## 2015 (Sophomore)

- Played in all 13 games
- Also saw extensive time on special teams
- Finished with 44 total tackles to go with an interception, a pass breakup, forced fumble and a fumble recovery

- Led team in special teams tackles with 15
- Returned an interception 75 yards for a touchdown in win over Jackson State
- Had five solo stops at Alabama and five against WMU
- Collected four stops at Illinois, vs FIU, at LA Tech and at UTSA
- Credited with six stops in win over Marshall

#### 2014 (Freshman)

- Named to the C-USA All-Freshman Team
- Played in all 12 games
- Finished with 15 tackles, an interception and a pass breakup
- Led the team in special teams tackles with 10
- Had two tackles to go with his first career interception and a pass breakup at Marshall

#### High School

- Lettered in football, basketball and track at Washington County High School
- Led Washington County to a 13-1 record his senior year and a trip to the Georgia State Championship Game
- Had eight receptions for 169 yards and two touchdowns in title game loss
- Played defensive back, linebacker and wide receiver and was a four-year starter
- Turned in 90 tackles and eight interceptions on the season
- Named to the Augusta Chronicle's Dream 16 Team
- Named second team all-state by the Georgia Sports Writers and was the Georgia High School Football Daily 3-AAA Defensive Player of the Year
- Also tabbed the AJC.com 3-AAA Defensive Player of the Year and honorable mention all-state
- Named to the Augusta Chronicle All-Area First Team as a wide receiver
- Participated in the Border Bowl as a linebacker
- Placed in the 300-meter hurdles in the state track meet as a junior
- Had a 3.9 GPA
- Played for coach Joel Ingram

#### Personal

- Full name: Damion Jarell Sanders
- Parents: Johnny and Debra Sanders
- Born: 11/7/95
- Major: Finance

#### CAREER STATISTICS

Tackles	G	UA	A	Total	TFL	Yds	QBS	YDS	PD	FF	FR	INT
2014	12	11	4	15	0	0	0	0	1	0	0	1-0
2015	13	29	15	44	0.5	0	0	0	1	1	1	1-75
2016	12	42	22	64	4.5	26	2.0	7	9	3	0	2-68
<b>Total</b>	<b>37</b>	<b>82</b>	<b>41</b>	<b>123</b>	<b>5.0</b>	<b>26</b>	<b>2.0</b>	<b>7</b>	<b>11</b>	<b>4</b>	<b>1</b>	<b>4-143</b>



**69 DANIEL SARGENT**  
6-0 • 205 • FRESHMAN • PORTLAND, TN

#### 2016 (Freshman)

- Took a redshirt year

#### High School

- Lettered in football and baseball at Portland High School
- Was a member of the National Honor Society

#### Personal

- Full name: Daniel Anthony Sargent
- Parents: Christopher Sargent and LeeAnne Bostic
- Born: 7/25/97
- Major: Leisure Sport & Tourism



**56 MAURQUICE SHAKIR**  
6-3 • 315 • R-SENIOR • LOS ANGELES, CA

#### 2016 (r-Senior)

- Named Honorable Mention All-C-USA
- Started all 12 games and leads all linemen with 969 total snaps
- Had 90 or more snaps in a game four times
- Part of an offensive line that had the most pass attempts in C-USA and the fewest sacks allowed
- Integral part of an offense that produced a 1,000-yard rusher, 1,000-yard receiver and set single-season records in points, touchdowns and total yards

#### 2015 (r-Junior)

- Named Honorable Mention All-C-USA
- Played in all 13 games and earned 12 starts
- Led all offensive linemen with 991 snaps played
- Was integral in the Blue Raider offense setting single-season records in total offense, scoring and passing yards while helping produce the first 4,000-yard passer and two 1,000-yard receivers in the same season for first time in school history

#### 2014 (Junior)

- Took a redshirt year

#### Santa Monica College

- Enrolled at Middle Tennessee in January 2014
- A 21-game starter at Santa Monica and helped lead team to an 8-2 record in 2013 and a 9-2 mark in 2012
- As a freshman, he helped produce the school's first 1,000-yard rusher in 13 years

#### High School

- Started all 13 games his senior year at Palisades Charter High School
- Primarily played offensive line but did see limited action on the defensive line
- Led the team in pancake blocks
- Earned first team all-city and all-district honors
- Was the city runner-up offensive lineman of the year

#### Personal

- Full name: Maurquice Bryce Shakir
- Parents: James and Crystal Allen-Shakir
- Born: 10/14/93
- Major: Undecided (pursuing second degree)



**37 PATRICK SMITH**  
6-0 • 185 • R-JUNIOR • NASHVILLE, TN

#### 2016 (r-Junior)

- Played in all 12 games and had 10 starts
- Hauled in 28 passes for 332 yards and four TDs
- Had three or more receptions in a game three times
- Earned first collegiate start against Alabama A&M and had three catches for 56 yards and a touchdown



CONFERENCE CHAMPIONS: 1935, 1936, 1956, 1957, 1958, 1959, 1964, 1965, 1985, 1989, 1990, 1992, 2001, 2006

- Had five receptions for 57 yards and a touchdown against Vanderbilt
- Led team with seven catches for 62 yards in win over LA Tech

#### 2015 (r-Sophomore)

- Did not play in any games

#### Citrus College

- Earned all-central league all-conference honors at Citrus College (Glendora, CA)
- Led team with 54 receptions and 757 yards
- Also caught a team-best seven touchdowns

#### High School

- Lettered in basketball and football at East Nashville High School
- Named to the Star Physical Therapy All-State team in 2013
- Mr. Football nominee in 2013
- Earned all-metro, all-city and all-district honors in 2013 and 2014
- All-District as a wide receiver in 2012 and 2013

#### Personal

- Full name: Patrick JaShawn Smith
- Parents: Jaye Smith and LaShawn Stewart
- Born: 5/8/96
- Major: Liberal Studies

#### CAREER STATISTICS

Receiving	G	Rec	Yds	TD	Lg	Rec/G	Avg/C	Avg/G
2016	12	28	332	4	42	2.3	11.9	27.7



**66 DANIEL STEPHENS**  
6-2 • 304 • SENIOR • DULUTH, GA

#### 2016 (Senior)

- Named Second Team All-C-USA
- Named to the Rimington Watch List
- Started all 12 games at center
- Had 884 snaps with a season-high 88 against Vanderbilt
- Part of an offensive line that had the most pass attempts in C-USA and the fewest sacks allowed
- Integral part of an offense that produced a 1,000-yard rusher, 1,000-yard receiver and set single-season records in points, touchdowns and total yards

#### 2015 (Junior)

- Played and started all 13 games
- Second among offensive linemen in snaps played with 963
- Was integral in the Blue Raider offense setting single-season records in total offense, scoring and passing yards while helping produce the first 4,000-yard passer and two 1,000-yard receivers in the same season for first time in school history

#### 2014 (Sophomore)

- Played in 11 games and earned 10 starts
- Was fourth among linemen with 760 snaps played
- Had 80 or more snaps in a game four times
- Missed the USM game due to an ankle injury
- Helped anchor a line that allowed the Raiders to rush for 209.7 yards a game and 243.9 in conference play (second most in league)
- Part of a line that produced seven 200-yard rushing games, including two of 300 or more

#### 2013 (Freshman)

- Played in nine games and had two starts
- Finished with 368 snaps played on the season
- Was part of a line that produced five different 100-yard rushers and seven games of 200 or more yards on the ground
- Made his first collegiate start against ECU and played a season-high 71 snaps
- Had 40 or more snaps six times

#### High School

- Rated a two star recruit by Rivals
- Named all-region and all-county for Peachtree Ridge High School
- Voted team's best lineman in 2012 and played in the Gwinnett All-Star Game
- Led the team in pancake blocks as a junior and senior while grading out over 80 percent combined over his last three years
- Was the state runner-up in weight lifting
- Played for Coach Mark Fleetwood

#### Personal

- Full name: Daniel A. Stephens
- Parents: Micheal and Sharon Stephens
- Born: 5/5/95
- Major: Marketing



**90 MATTHEW STEPHENSON**  
5-10 • 210 • FRESHMAN • MADISON, AL

#### 2016 (Freshman)

- Took a redshirt year

#### High School

- Lettered in football and baseball at Bob Jones High School
- Earned second team all-state honors as a kicker and competed in the NUC All-American game where he was voted the MVP
- Also tabbed first team all-area as a punter
- Made 10 of 11 field goals as a senior with a long of 46 yards and made 44 of 45 extra points
- Averaged 40 yards on 35 punts
- Played for Coach Kevin Rose

#### Personal

- Full name: Matthew C. Stephenson
- Parents: Kevin and Tammie Stephenson
- Born: 9/5/97
- Major: Undecided



**12 BRENT STOCKSTILL**  
6-0 • 206 • R-SOPHOMORE • MURFREESBORO, TN

#### CAREER

- Owns MT career records in touchdown passes (57), 300-yard passing games (13) and passing yards per game (297.7)
- Is 20th nationally among active players in career passing yards and fifth in passing yards per game

#### 2016 (r-Sophomore)

- Named Honorable Mention All-C-USA
- Voted a Permanent Team Captain
- Named to the C-USA All-Academic Football Team
- Voted the C-USA Offensive Player of the Week on Oct. 31
- Named to the Davey O'Brien "Great 8" Honor Roll on Oct. 24
- Named to the Manning Honor Roll on Oct. 24

# CONFERENCE CHAMPIONS: 1956, 1957, 1958, 1959, 1964, 1965, 1985, 1989, 1990, 1992, 2001, 2006

- Voted the TSWA Player of the Week on Sept. 7
- Named to the Davey O'Brien, Maxwell and Manning Award Watch Lists
- A nominee for the AFCA Allstate Good Works Team
- Invited to the prestigious Manning Passing Academy
- Earned the Terry Whiteside award following spring drills for excellence in academics, football, strength training, community service and campus activities
- Earned the Grinder award for quarterbacks in the spring
- Named the Male Newcomer of the Year at the Raiders Choice Awards
- Played and started nine games
- Missed the final three games of the regular season with a broken collar bone
- Threw for an MT sophomore record 2,801 yards and 27 touchdowns on the season
- Put together five games with 300 or more yards and had four or more touchdown passes three times
- Completed 30 or more passes in a game three times
- Set a new MT record by completing the first 22 passes of the game against AAMU
- Broke his own school record for completions (38) and attempts (65) at Vanderbilt to go with 399 yards and three touchdowns
- Led a 20-point come-from-behind win over LA Tech by throwing for 356 yards (completed 15 of 19 passes in the second half) and rushing for 33 yards
- Broke his own school record for second time in season with 42 completions for a career-high 434 yards and three touchdowns against WKU (yardage was third most for a single game at MT)
- Threw for 280 yards and four touchdowns in win at Missouri while rushing for a career-best 70 yards (had a 63-yard run)
- Left the game against UTSA in the first possession of the second quarter with a broken collarbone and missed the rest of the regular season

## 2015 (r-Freshman)

- Named Second Team Freshman All-American by Athlon Sports
- Named the C-USA Freshman of the Year
- Voted Honorable Mention All-C-USA
- Voted to the C-USA All-Freshman Team
- Earned the "Grinder Award" for quarterbacks following spring drills
- Named the most improved quarterback following spring practice
- Named a Manning "Stars of the Week" on Sept. 21
- Named to the Manning Award Watch List
- Played and started all 13 games
- Finished year having completed 327 of 490 passes for 4,005 yards and 30 touchdowns
- Fell just 53 yards shy of breaking Jameis Winston's NCAA freshman passing record (4,057)
- His 327 completions set a new NCAA freshman completions record
- One of just 12 players nationally to throw for over 4,000 yards
- National Rankings: 6th in completions per game, 14th in completion percentage, 12th in passing yards, 12th in passing touchdowns, and 15th in total offense
- Set single-season MT records for completions, attempts, passing yards, passing touchdowns and 300-yard passing games
- Set the C-USA season freshman passing record
- In his first game as a starter he completed 24 of 30 passes for 348 yards and four touchdowns (all were highs for a freshman)
- Connected on 23 of 27 passes for 369 yards and five touchdowns in win over Charlotte (the five TDs equaled the second most in school history and most ever by a freshman)
- Completed 29 of 42 passes for 330 yards and three touchdowns at Illinois, including two fourth down conversions to set MT up for winning field goal attempt
- Registered 32 completions on 51 attempts against Vanderbilt for 286 yards and a touchdown
- Set school records in completions (36) and attempts (56) against LA Tech in throwing for 381 yards and two scores
- Threw for 353 yards and three touchdowns in win over Marshall
- Had his sixth 300-yard game of the season at FAU with 301 yards and two touchdowns, while adding a 13-yard scoring run
- Threw for 322 yards and three touchdowns in win over North Texas to break the C-USA freshman passing record
- Registered 327 passing yards and three touchdowns in bowl game against WMU

## 2014 (Freshman)

- Played in just one game and took a redshirt year
- Completed 2 of 3 passes for 41 yards against Savannah State in the season opener
- Traveled to every game

## 2013

- Was gray shirted

## High School

- Ranked as a three-star prospect by ESPN.com and 247Sports.com while earning a pair of stars from Rivals.com and Scout.com
- ESPN.com listed him as a Top-30 dual-threat QB in the class of 2013
- Siegel finished a school-record 13-1 in 2012, scoring 590 points and averaging 429.5 yards a game

- Was a Mr. Football finalist and earned a spot on the Tennessee Sports Writers All-State Team
- Left-handed passer was 173-of-265 for 2,690 yards and 32 touchdowns
- Also rushed 108 times for 653 yards and 10 TDs
- Had a 32-5 touchdown to interception ratio
- Named to the Tennessee's 2012 Dandy Dozen entering the season
- As a junior he finished with 1,083 passing yards, completing almost 60 percent of his passes (.575) with 7 TDs
- Also tallied 356 rushing yards with 6 TDs on 87 carries
- Coached by Greg Wyant

## Personal

- Full name: Brent Forrest Stockstill
- Parents: Rick and Sara Stockstill
- Born: 8/5/94
- Major: Leisure Sport & Tourism

## CAREER STATISTICS

Passing	G	Att	Cmp	Int	Yds	TD	Lg	Pct	Avg/P	Avg/G	Effic
2014	1	3	2	1	41	0	33	66.7	13.6	41.0	114.8
2015	13	490	327	9	4005	30	76	66.7	8.2	308.1	151.92
2016	9	363	232	5	2801	27	78	63.9	7.7	311.2	150.52
<b>Total</b>	<b>23</b>	<b>856</b>	<b>561</b>	<b>15</b>	<b>6847</b>	<b>57</b>	<b>78</b>	<b>65.5</b>	<b>8.0</b>	<b>297.7</b>	<b>151.20</b>

Total Offense	G	Plays	Rush	Pass	Tot.	Avg/G
2014	1	5	-4	41	37	37.0
2015	13	550	37	4005	4042	310.9
2016	9	405	232	2801	3033	337.0



**17 KYLAN STRIBLING**  
5-11 • 181 • FRESHMAN • THOMPSON'S STATION, TN

## 2016 (Freshman)

- Took a redshirt year

## High School

- Rated a three-star recruit by 247Sports coming out of Independence High School
- Posted 70 tackles, three interceptions, 12 pass breakups and three forced fumbles in 2015
- Was No. 39 on the Tennessee Super Prep 44
- Named honorable mention all-state and first team all-district in 2015 while leading Independence to the 5A State Championship
- Team went perfect 15-0 in 2015
- Played for Coach Scott Blade

## Personal

- Full name: Kylan Stribling
- Parents: Finis and Laquita Stribling
- Born: 6/10/97
- Major: Chemistry



RB

## 26 KAMANI THOMAS

5-9 • 202 • R-JUNIOR • DALLAS, GA

### 2016 (r-Junior)

- Played in 10 games and been in on 144 total snaps
- Most of his time has come on special teams
- Sat out the Alabama A&M, Vanderbilt and Bowling Green games with an injury
- Returned against LA Tech

### 2015 (r-Sophomore)

- Played in seven games
- Also saw time on special teams
- Finished year with 156 yards rushing on 23 carries and three touchdowns
- Had a 6.8 yard per carry average
- Had five carries for a career-best 51 yards and two touchdowns in win over FIU
- Rushed for 30 yards on six carries in win over North Texas
- Rushed eight times for 56 yards and a touchdown at UTSA

### 2014 (r-Freshman)

- Named team's most improved running back and the most improved running back for strength training following spring practice
- Played in five games
- Had just three carries for one yard on the season and played 25 total snaps
- The majority of his snaps came on special teams

### 2013 (Freshman)

- Took a redshirt year

### High School

- Rated a three-star recruit by Rivals.com and listed as the No. 13 all-purpose back in the country after rushing for a school record 1,950 yards in 2012
- Voted honorable mention all-state by the Atlanta Journal Constitution following his senior year at East Paulding High School
- Named first team all-region as a junior despite playing in just half the games due to a severe turf toe injury (rushed for 892 yards)
- Voted to Max Preps All-American Second Team as a sophomore and was first team all-state and rushing for 1,901 yards
- Set the career school record with 4,801 rushing yards to go with 51 touchdowns
- Lettered in football and track

### Personal

- Full name: Kamani Jamar Thomas
- Parents: Scott and Sonja Thomas
- Born: 5/10/95
- Major: Organizational Communication

### CAREER STATISTICS

Rushing	G	Att	Yds	TD	Lg	Avg/C	Avg/G
2014	5	3	1	0	3	0.3	0.2
2015	7	23	156	3	26	6.8	22.3
2016	10	0	0	0	0	0	0
Total	22	26	157	3	26	6.0	7.1



OL

## 70 CONNER TRENT

6-5 • 306 • R-JUNIOR • CHURCH HILL, TN

### 2016 (r-Junior)

- Played in five games
- Competed in 70 total snaps with 40 coming against AAMU
- Member of the field goal and extra point team

### 2015 (r-Sophomore)

- Played in 12 games
- Was in on 110 total snaps with the majority of those coming on special teams
- A member of the extra point and field goal team

### 2014 (r-Freshman)

- Played in two games and had a total of 18 snaps

### 2013 (Freshman)

- Took a redshirt year

### High School

- Rated a two star recruit by Rivals
- Earned all-conference honors in football and all-conference in basketball
- Lettered in football and basketball at Volunteer High School

### Personal

- Full name: Michael Conner Trent
- Parents: Mike and Geri Trent
- Born: 3/29/95
- Major: Liberal Studies



WR

## 1 SHANE TUCKER

6-0 • 204 • SENIOR • MEMPHIS, TN

### 2016 (Senior)

- Made the move to receiver during spring drills
- Suffered an injury during the offseason and was lost for the season

### 2015 (Junior)

- Named to Doak Walker Award Watch List
- Played in 11 games and earned four starts
- Ended year with 413 rushing yards on 127 attempts and two touchdowns
- Also had 16 receptions and a score
- Played just one snap on special teams at Illinois due to an injury
- Had four receptions against Vanderbilt
- Missed the WKU and FIU games with an injury
- Returned against LA Tech
- Rushed 25 times for 103 yards in win over FAU
- Led team at UTSA with 57 yards rushing and two touchdowns

### 2014 (Sophomore)

- Named Honorable Mention All-C-USA



# CONFERENCE CHAMPIONS: 1956, 1957, 1958, 1959, 1964, 1965, 1985, 1989, 1990, 1992, 2001, 2006

- Played in all 12 games and had two starts
- Was third on the team in rushing with a career-best 486 yards on 97 attempts for a 5.0 average
- Only lost seven yards all season
- Led the team in total touchdowns scored with 12, including a team-high eight rushing scores
- His 25 receptions for 351 yards was the most by a Raider back since 33 by Eugene Gross in 2005
- Only participated in some non-contact work during spring drills while recovering from offseason surgery
- Rushed for 67 yards and a touchdown in win over WKU to go with a career long 52-yard reception
- Scored two rushing touchdowns and hauled in three passes for 42 yards at Memphis, including a one-handed grab for 26 yards
- Collected 60 rushing yards on five attempts and two touchdowns against Southern
- Miss while adding a career-best six receptions for 78 yards
- Rushed for 101 yards on 20 carries and two touchdowns at UTEP and also led the team with three catches for 40 yards

## 2013 (Freshman)

- Played in five games and had three starts
- Finished with 241 yards rushing on 44 attempts for a 5.5 per carry average
- Also had five touchdowns
- Had his redshirt lifted in game nine at UAB in the third quarter
- Credited with 95 yards rushing on 11 carries and had two touchdowns against FIU in his first career start
- Rushed for 103 yards on 19 carries and had two touchdowns in win over Southern Miss

## High School

- Rated a three star recruit by Rivals.com and the 19th best prospect in Tennessee
- Named all-state as a junior and senior at Memphis University School
- Also earned all-region and all-district honors
- Was team MVP as a junior and senior
- Rushed for 1,640 yards and 19 touchdowns in 2012 while also recording 53 receptions for 610 yards
- As a junior he rushed for 1,176 yards and 12 touchdowns
- Lettered in football, baseball, and track
- Played for Coach Bobby Alston
- Nickname is "Sugga Shane"

## Personal

- Full name: Shane Tucker
- Parents: Anthony and Conner Tucker
- Born: 8/17/95
- Major: Liberal Studies

CAREER STATISTICS							
Rushing	G	Att	Yds	TD	Lg	Avg/C	Avg/G
2013	5	44	241	5	48	5.5	48.2
2014	12	97	486	8	44	5.0	40.5
2015	11	127	413	2	27	3.3	37.5
<b>Total</b>	<b>28</b>	<b>268</b>	<b>1140</b>	<b>15</b>	<b>48</b>	<b>4.3</b>	<b>40.7</b>

Receiving	G	Rec	Yds	TD	Lg	Rec/G	Avg/C	Avg/G
2013	5	1	4	0	4	0.2	4.0	0.8
2014	12	25	351	4	52	2.1	14.0	29.2
2015	11	16	133	1	33	1.5	8.3	12.1
<b>Total</b>	<b>28</b>	<b>42</b>	<b>488</b>	<b>5</b>	<b>52</b>	<b>1.5</b>	<b>11.6</b>	<b>17.4</b>



**9 ISIAH UPTON**  
6-0 • 181 • R-FRESHMAN • NASHVILLE, TN

## 2016 (r-Freshman)

- Played in 10 games
- Had eight catches for 39 yards on the season

- Had a 14-yard reception in win over Bowling Green
- Hauled in a career-best three receptions at North Texas
- Collected two receptions against WKU

## 2015 (Freshman)

- Took a redshirt year

## High School

- Rated a three-star recruit and the No. 44 player in the state by 247Sports
- Career numbers were 4,823 yards passing, 44 touchdown passes, 2,327 rushing yards and 25 touchdowns
- Earned TSWA first team all-state honors in 2013 and 2014
- Was two-time all-city, all-district, all-midstate, and all-metro
- Played nine games his senior year before suffering a season-ending knee injury
- Through nine games he accounted for 2,098 yards and 27 touchdowns
- As a junior, he had 2,950 yards of total offense to go with 25 touchdowns in leading East Nashville to a 9-3 record and second round of the 3A playoffs
- Lettered four years in football and basketball
- Played for Coach Brian Waite

## Personal

- Full name: Isiah Upton
- Parents: Roger Evan and Yolanda Upton
- Born: 2/15/97
- Major: Undecided

**CAREER STATISTICS**

Receiving	G	Rec	Yds	TD	Lg	Rec/G	Avg/C	Avg/G
2016	10	8	39	0	14	0.8	4.9	3.9



**19 JOHN URZUA**  
6-3 • 185 • R-FRESHMAN • SUWANEE, GA

## 2016 (r-Freshman)

- Earned the Most Improved award for quarterbacks in the spring
- Played in five games and had three starts
- Threw for 816 yards and eight touchdowns on the season
- Had over 200 yards passing on two occasions
- Played the entire second half against Alabama A&M and threw for 106 yards and a touchdown after completing 10 of 17 passes
- Came in for the injured Brent Stockstill against UTSA and completed 14 of 27 passes for 161 yards and a touchdown but did throw three interceptions
- Completed 25 of 37 passes for 220 yards and a touchdown in his first career start at Marshall
- Enjoyed a career day in win over Charlotte with 26 completions for 250 yards and four touchdown passes
- Suffered an injury in first quarter against FAU and did not return

## 2015 (Freshman)

- Took a redshirt year

## High School

- 2014 second team all-state, first team all-region and voted the Gwinnett County Quarterback of the Year
- Completed 194 of 317 passes for 3,142 yards and 34 touchdowns his senior year for North Gwinnett
- In 2014 season opener against No. 1 McEachern he tossed seven touchdowns (third most in Georgia football history), completed 38 of 48 passes, and threw for 498 yards to lead the upset win
- Also had 353 yards passing and seven touchdowns in win over Duluth
- As a junior he filled in for the starter and completed 48 of 74 passes for 660 yards and six touchdowns
- Had a total of 40 touchdown passes for his career
- Lettered four years in football
- Played for Coach Bob Sphire

#### Personal

- Full name: John A. Urzua
- Parents: Alejandro Urzua and Lindsey Page
- Born: 4/29/97
- Major: Undecided

CAREER STATISTICS											
Passing	G	Att	Cmp	Int	Yds	TD	Lg	Pct	Avg/P	Avg/G	Effic
2016	5	131	78	8	816	8	53	59.5	6.2	163.2	119.80



**80 JERME WALKER**  
6-1 • 185 • JUNIOR • LOS ANGELES, CA

#### 2016 (Junior)

- Took a redshirt year

#### Riverside CC

- As a sophomore he played in six games and had 10 receptions
- Also had 164 yards and three touchdowns

#### High School

- Was named all-conference as a junior and senior at Rancho Cucamonga High School

#### Personal

- Full name: Jermel Lavell Walker
- Born: 3/7/94
- Major: Liberal Studies



**47 TRISTAN WALKER**  
5-9 • 169 • R-JUNIOR • RALEIGH, NC

#### 2016 (r-Junior)

- Played in all 12 games
- Was in on 38 total snaps with 24 coming against AAMU
- Had two catches in win over Alabama A&M
- Also plays on special teams

#### 2015 (r-Sophomore)

- Played in six games
- Has two receptions for 12 yards
- Saw action in 58 total plays, including a season-best 23 against Charlotte
- Also sees time on special teams

#### 2014 (r-Freshman)

- Played in one game and had eight total snaps
- Only game played was season opener against Savannah State

#### 2013 (Freshman)

- Took a redshirt year
- A walk-on

#### High School

- Lettered in football, basketball and track at Southeast Raleigh High School
- Was all-conference in football and basketball and all-area in football
- As a senior he hauled in 39 passes for 801 yards and eight touchdowns and had over 1,000 all-purpose yards
- At Hargrave Military in 2012 he led team with four interceptions while adding more than 400 yards in returns
- Played for Daniel Finn at Southeast Raleigh and Troy Davis at Hargrave

#### Personal

- Full name: Tristan Tyrell Walker
- Parents: William Walker (grandfather) and mother Torra Walker
- Born: 5/11/94
- Major: Liberal Studies

CAREER STATISTICS								
Receiving	G	Rec	Yds	TD	Lg	Rec/G	Avg/C	Avg/G
2015	6	2	12	0	10	0.3	6.0	2.0
2016	12	2	16	0	11	0.2	8.0	1.3
Total	18	4	28	0	11	0.2	7.0	1.6



**46 VERNON WALKER**  
6-0 • 193 • R-FRESHMAN • ORLANDO, FL

#### 2016 (r-Freshman)

- Played in 11 games and was in on 84 snaps
- Saw most of his action on special teams

#### 2015 (Freshman)

- Took a redshirt year

#### High School

- Rated a three-star recruit by 247Sports
- Lettered in football and track at Dr. Phillips High School
- Named third team Class 8A all-state in 2014 by the Associated Press
- Also on the all-Sentinel team
- Played for Coach Rodney Wells
- Nickname is "Taz"

#### Personal

- Full name: Vernon Lewis Walker
- Parent: Vernon Walker
- Born: 9/20/96
- Major: Undecided



**2 CHARVARIUS WARD**  
6-1 • 186 • JUNIOR • MCCOMB, MS

#### 2016 (Junior)

- Played in 11 games and drew two starts
- Tallied 24 tackles, five pass breakups and a quarterback hurry

CONFERENCE CHAMPIONS: 1956, 1957, 1958, 1959, 1964, 1965, 1985, 1989, 1990, 1992, 2001, 2006

- Had a pair of interceptions and recovered a fumble
- Turned in five total tackles against Marshall and North Texas

#### Hinds CC

- Helped Hinds to a 6-3 mark in 2015 with 32 tackles, an interception, two pass breakups and a blocked kick
- Turned in 32 tackles, three interceptions, five pass breakups and a forced fumble in 2014 as a freshman
- Played for coach Gene Murphy

#### High School

- Lettered only in football at McComb High School
- Earned all-region honors while being voted the team's top defensive back
- As a senior, he tallied 48 tackles and an interception
- Played for coach Malcolm Jones

#### Personal

- Full name: Charvarius D. Ward
- Parents: Garland and Tanya Ward
- Birthdate: 5/16/1996
- Major: Undecided

#### CAREER STATISTICS

Tackles	G	UA	A	Total	TFL	Yds	QBS	YDS	PD	FF	FR	INT
2016	11	12	12	24	0	0	0	0	5	0	1	2-25



**54 TY WATKINS**  
6-1 • 284 • JUNIOR • OKLAHOMA CITY, OK

#### 2016 (Junior)

- Arrived in January and went through spring drills
- Took a redshirt year

#### NE Oklahoma A&M

- Played guard as a freshman and center as a sophomore
- Earned second team all-conference honors in 2015 and honorable mention all-conference honors in 2014

#### High School

- Lettered in football and baseball at Westmoore High School
- Named the 6A Offensive Lineman of the Year in 2013 while also earning all-city honors
- Team captain his senior year
- Played for Coach Billy Langford

#### Personal

- Full name: Ty Allen Gerald Watkins
- Parents: Jeff and Maria Watkins
- Born: 3/21/96
- Major: Liberal Studies



**35 TERELLE WEST**  
5-10 • 186 • R-FRESHMAN • PINSON, AL

#### 2016 (r-Freshman)

- Made the move back to running back during spring drills
- Played in 10 games and was in on 178 snaps
- Had 40 carries for 168 yards and a touchdown to go with three receptions
- Also returned kicks
- Led the team in rushing with 83 yards on 15 carries in win over Alabama A&M
- Had 15 rushing yards on three attempts at Missouri
- Rushed four times for 25 yards and a touchdown against UTSA
- Did not play at Marshall or Charlotte due to an injury

#### 2015 (Freshman)

- Took a redshirt year

#### High School

- Rated a three-star recruit by 247Sports
- Ended his career as Clay-Chalkville's all-time leading rusher with 3,53 yards
- Named second team all-state by the Alabama Sports Writers Association in 2014 after helping lead Clay-Chalkville to a state championship and rushing for 1,428 yards and 19 touchdowns
- Against Niceville (Fla.) on ESPN he rushed 12 times for 116 yards and a touchdown and had ESPN SportsCenters No. 1 Play of the Day when he ran over a safety on his 44-yard touchdown run
- Was selected to play in the 2014 Alabama-Mississippi All-Star game
- As a junior he rushed for 1,181 yards and had a 9.2-yard per carry average (130 attempts)
- He rushed for 903 yards on 101 carries as a sophomore
- Also lettered in basketball
- Played football for Coach Jerry Hood

#### Personal

- Full name: Terelle Lee West
- Parent: Angel Wedgeworth
- Born: 1/15/97
- Major: Undecided

#### CAREER STATISTICS

Rushing	G	Att	Yds	TD	Lg	Avg/C	Avg/G
2016	10	40	168	1	18	4.2	16.8



**41 AZAR WILSON**  
6-0 • 257 • R-SENIOR • POWDER SPRINGS, GA

#### 2016 (r-Senior)

- Played in 10 games and was in on 73 snaps
- Had one tackle on the season
- Blocked his first career punt against Vanderbilt

#### 2015 (r-Junior)

- Played in one game
- Had seven snaps in win over North Texas



#### 2014 (r-Sophomore)

- Walked on to Middle Tennessee

#### 2012-13

- Attended Nassau Community College

#### High School

- Lettered in football at McEachern High School (GA)

#### Personal

- Full name: Azar Quentin Wilson
- Parents: Quentin Wilson and Norissa McPherson
- Born: 12/22/93
- Major: Exercise Science



**CJ WINDHAM**  
6-2 • 192 • FRESHMAN • POWDER SPRINGS, GA

#### 2016 (Freshman)

- Played in all 12 games and had one start
- Had five catches for 42 yards on the season
- Collected receptions against AAMU, LA Tech, WKU, Marshall and FAU
- Earned a start against FIU

#### High School

- Lettered in baseball and football at McEachern High School
- Earned first team all-state and all-region honors in 2015 while leading team in receptions and receiving yards
- Was also an all-region outfielder with the baseball team in 2013 and 2014
- An honor student and member of the Beta Club
- Played for Coach Kyle Hockman
- Aspires to become a physical therapist

#### Personal

- Full name: Carl Edward "CJ" Windham Jr.
- Parents: Carl and Rena Windham
- Born: 11/25/97
- Major: Exercise Science

#### CAREER STATISTICS

Receiving	G	Rec	Yds	TD	Lg	Rec/G	Avg/C	Avg/G
2016	12	5	42	0	21	0.4	8.4	3.5



**DAVID WITT**  
6-2 • 206 • FRESHMAN • CLEWISTON, FL

#### 2016 (Freshman)

- Took a redshirt year

#### High School

- Lettered in football, soccer and baseball at Clewiston High School
- Earned honorable mention all-state honors in football
- Set every passing record at Clewiston
- Had the baseball team's second leading batting average
- Played football for Coach Pete Walker

#### Personal

- Full name: Davis Earl Witt
- Parents: John and Debbie Witt
- Born: 6/1/98
- Major: Undecided



# COACHING STAFF

2016 MIDDLE TENNESSEE BLUE RAIDERS



## HEAD COACH



# Rick Stockstill

HEAD COACH | 11TH YEAR | 72-65 RECORD AT MT | 2-TIME COACH OF THE YEAR

Winning on the field, off the field and having a first-class football program from top to bottom is the goal of any University at the highest level of intercollegiate athletics. That is exactly what Middle Tennessee has as a result of the leadership of Head Coach Rick Stockstill.

In his 11th season at the helm of the Blue Raiders and among the longest tenured coaches in the country, Stockstill has captured a league title, won the 2009 New Orleans Bowl, made six bowl appearances, been bowl eligible eight times, earned two public recognition awards from the NCAA for APR success, produced six of the top eight crowds in Floyd Stadium history, and had back-to-back eight-win seasons for the first time in 21 years.

Under his watch, the Blue Raiders have also produced seven all-American's, including one academic all-American, three defensive players of the year, and two bowl game MVP's. Middle Tennessee also became the first Sun Belt team to win 10 games in a season, and set the Floyd Stadium single-game attendance record under his leadership. He also has five NFL Draft picks with Erik Walden in 2008, Chris McCoy in 2010, Rod Issac in 2011, Jimmy Staten in 2014 and Kevin Byard in 2016. Byard became the second highest draft pick in school history (3rd round, 64th pick to Titans).

The veteran leader put the Blue Raiders in the 2016 Hawaii Bowl in a year his team overcame a ton of adversity. Prior to the season he lost nearly all his starting receivers to injury, saw his record-setting quarterback go down, along with other key contributors. Through it all he led them to an eight-win season for the third time in five years to go with five first team all-conference picks.

The veteran leader put the Blue Raiders in the 2015 Popeyes Bahamas Bowl after going an impressive 4-0 in the month of November behind a record-setting offense and a bend-but-don't break opportunistic defense. The Blue Raiders produced 13 players honored by Conference USA for post-season awards, including four first team members, four on the All-Freshman Team and the league's Freshman of the Year in Brent Stockstill. MT also had freshman all-Americans in Richie James and Stockstill.

After winning eight games in 2012 and being left out of a bowl game, Stockstill showed his bounce back ability once again by leading the Raiders to another eight-win season and a trip to the Bell Helicopter Armed Forces bowl. The Blue Raiders were among the national leaders in turnovers gained (5th), turnover margin (112th), fewest penalties (14th), third down conversions (25th) and rushing (31st).

Some regard the 2012 season as his best coaching job after leading the Blue Raiders to the nation's biggest win improvement from the previous year. His seventh MT squad went 8-4, won an FBS school record five road games, received votes in the ESPN/USA Today Coaches Poll three straight weeks, and upset ACC Coastal Division Champion Georgia Tech. Along the way, he produced a freshman all-American, eight

all-conference players, and a national offensive player of the week.

In 2010, Stockstill's team battled back from a tough start to make back-to-back bowl games for the first time in school history. The coach also had an Academic All-American in Jeremy Kellem, the SBC Defensive Player of the Year in Jamari Lattimore, and a total of nine players who were recognized on the All-Conference team.

The 2009 season was one for the record books as that squad accomplished what few believed possible with an FBS-record 10 wins, a final ranking of 33rd nationally in the ESPN/USA Today Coaches poll, a bowl victory, a seven-game winning streak, the most Sun Belt victories in school history, five road victories, and a second straight undefeated month of November. It all resulted in Stockstill being named Sun Belt Conference Co-Coach of the Year and 11 players earning All-Conference honors, including

co-Defensive Player of the Year Chris McCoy, who was taken in the 7th round of the NFL Draft by the Miami Dolphins. To top things off, quarterback Dwight Dasher earned New Orleans Bowl MVP honors and became just the fourth player in NCAA history to pass for more than 2,500 yards and rush for 1,000 yards in the same season.

Stockstill, who owns upsets over Maryland (2008 and 2009), Georgia Tech (2012) and Missouri (2016), has also shown a commitment to academics during his tenure. The Blue Raiders have gone from an APR score of 892 to a very impressive 992, the biggest increase of any program in the country. The Blue Raiders were also crowned with the Sun Belt Conference Academic Award on two occasions (2006-07, 2007-08) and earned two public recognition awards from the NCAA for APR success (2011, 2012). For his efforts, Stockstill was inducted as an honorary member into Phi Kappa Phi Honor Society in April 2010.

After 24 years as an assistant, Stockstill was given the chance to run his own program, and all he did was lead the Blue Raiders to a 2006 Sun Belt Conference championship, help set a new single-season attendance record, and take the program to its first postseason bowl game in the I-A era. Taking a Middle Tennessee team predicted to finish sixth in the Sun Belt during the preseason to a league title, Stockstill ended up as the 2006

Sun Belt Conference Coach of the Year and the Tennessee Sports Writers Association Coach of the Year while also garnering that honor from ESPN.com.

Stockstill's teams have amassed the top four tackles for loss and quarterback sack totals in school history and has produced the conference's top touchdown scorer twice. Individual players have 99 All-Conference honors, two Player of the Year Awards, four different National Player of the Week winners, and a Freshman of the Year.





## STOCKSTILL ACCOMPLISHMENTS

- 2016 - Led team to the Bahamas Bowl and an upset over Missouri
- 2015 - Led team to the Popeyes Bahamas Bowl and produced two freshmen all-Americans
- 2014 - Led team to bowl eligibility for the fifth time in six years
- 2013 - Led team to Bell Helicopter Armed Forces Bowl for fourth bowl under Stockstill
- 2013 - Team became first in 21 years to win eight games in back-to-back seasons
- 2012 - Engineered the nation's biggest win improvement at +6
- 2012 - Led Raiders to 21-point upset win at ACC Coastal Division Champ Georgia Tech
- 2012 - Led MT to FBS record 5 road wins
- 2012 - MT received votes in ESPN/USA Today Coaches Poll a record 3 straight weeks
- 2011 - New single-game home attendance record set against Georgia Tech
- 2010 - Led team to GoDaddy.com Bowl for third bowl under Stockstill
- 2010 - Coached school's third Academic All-American (Jeremy Kelle)
- 2010 - Coached the SBC Defensive Player of the Year (Jamari Lattimore)
- 2010 - Inducted as honorary member of Phi Kappa Phi Honor Society
- 2009 - Sun Belt Conference Co-Coach of the Year
- 2009 - TSWA Coach of the Year
- 2009 - Team became first in Sun Belt history to win 10 games
- 2009 - Led team to New Orleans Bowl Championship
- 2009 - Team had school-record 7 Sun Belt Conference wins
- 2009 - Coached the SBC Defensive Player of the Year (Chris McCoy)
- 2009 - Coached the New Orleans Bowl MVP (Dwight Dasher)
- 2009 - Team set new single-season records in quarterback sacks and tackles for loss

- 2008 - Set new single-season Floyd Stadium attendance record
- 2008 - Coached a Walter Camp National Offensive Player of the Week winner
- 2008 - Quarterback was given the National ESPN Helmet Sticker Award
- 2008 - Sun Belt Conference Coach of the Year (first conference COY at MT since 1989)
- 2006 - Sun Belt Conference Coach of the Year by ESPN.com
- 2006 - TSWA Coach of the Year
- 2006 - Rutherford County Reader Gridiron Glacier Award
- 2007, 2008 and 2010 Intercultural and Diversity Coach of the Year
- 2006 - Sun Belt Conference Championship
- 2006 - Led school to first-ever bowl game in the I-A era (Motor City)
- 2006 - One of just 10 teams in the country to win four road conference games
- 2006 - Coached a Walter Camp and Bronco Nagurski National Player of the Week winner
- 2006 - Seven wins were most by a first-year coach at MTSU since 1947
- 2006 - Coached the ESPN.com SBC Defensive Player of the Year
- 2006 - Set new single-season attendance record
- Improved team's APR dramatically from 892 to 992
- APR of 992 in 2013-14 was 7th highest in the nation
- Team won 2006-07 and 2007-08 Sun Belt Conference Academic Award
- 31 First Team All-Conference selections in 10 years
- Had 59 Conference Player of the Week winners during his tenure
- Five NFL Draft picks as head coach (2008, 2010, 2011, 2014, 2016)
- Blue Raiders named National Team of the Week by CollegeSportsReport.com on 10/14/07

During the 2006 championship run, Stockstill and his staff developed an All-American, 11 All-Conference players, 11 SBC Player of the Week winners, a consensus National Defensive Player of the Week (Damon Nickson won the Walter Camp and the Bronco Nagurski awards), and the school's all-time sacks leader (Erik Walden). Much of the team's success was attributed to their play on the road that year; the Blue Raiders won four conference road games. Only 10 other teams nationally could stake that claim.

Along with his extensive background in collegiate coaching circles, the driven and determined Stockstill has had the advantage of working alongside some of the great-

est minds in college football history.

Stockstill, who made his way to Murfreesboro after spending the previous two years at South Carolina, has worked with legendary coaches Lou Holtz, Steve Spurrier, Danny Ford, Tommy Bowden, Ken Hatfield, and Tommy West.

Stockstill demonstrated the ability to develop and coach big-time players throughout his career as an assistant. He joined the Gamecock staff in December 2003 and immediately made an impact in recruiting. Stockstill coached the Gamecock tight ends and served as recruiting coordinator in 2005 and was the wide receivers coach in 2004.

Before joining Holtz's staff at South Carolina, Stockstill was the offensive coordinator at East Carolina in 2003.

In his first year at South Carolina, Stockstill coached Troy Williamson to one of the best seasons ever for a Gamecock receiver. Williamson made 43 receptions for 835 yards (75.9 per game average) and seven touchdowns. Williamson's 835 receiving yards put him among the single-season leaders at USC, along with his seven touchdowns. Williamson was taken as the seventh pick in the 2005 NFL Draft by the Minnesota Vikings.

In addition to his on-field coaching at Carolina, Stockstill coordinated the signing of a top-20 recruiting class for the Gamecocks in his first season and was recognized as one of the top 25 recruiters in the nation by Rivals.com.

From 1989 to 2002, Stockstill was on the coaching staff at Clemson, where he helped lead the Tigers to some of their most proficient offensive performances in school history. He served in a variety of capacities during his tenure with Clemson, working as recruiting coordinator, wide receivers coach, co-offensive coordinator, passing game coordinator, and quarterbacks coach. One of his prize pupils was All-America wide receiver Rod Gardner, who was the number 15 pick of the 2001 NFL Draft. Stockstill played an integral role in Clemson's offense, which set more than 100 school records from 1998 to 2002.

Stockstill is credited with recruiting Clemson's all-time leading rusher (Raymond Priester), third all-time leading passer (Woodrow Dantzler), and number three and number four all-time leading receivers (Derrick Hamilton and Rod Gardner). As a coach, Stockstill has been a part of 18 bowl games, including six as a head coach.

Stockstill also has coaching experience at the University of Central Florida (1985-88), where he tutored wide receiver Shawn Jefferson, who went on to a 13-year career in the NFL, and at Bethune-Cookman College (1983-84).

Born Dec. 23, 1957 in Sidney, Ohio, Stockstill grew up in Georgetown, Ky., and then moved to Fernandina Beach, Fla., where he was inducted into the Fernandina Beach Hall of Fame in 2006. He was a three-year letterman at Florida State as a quarterback, where he was team captain and earned Honorable Mention All-America honors in 1981 under Coach Bobby Bowden. During his career at FSU, the Seminoles had two top-10 final Associated Press rankings and had wins over powers Notre Dame, Pittsburgh, Ohio State, and Nebraska. Stockstill, who received his bachelor's degree from FSU in 1982, made three bowl trips with the Seminoles.

Stockstill and his wife, the former Sara Fleischman, have a son, Brent, and a daughter, Emily.

### MIDDLE TENNESSEE

Season as Head Coach: 11th  
Record at MT/Overall: 72-65/72-65  
Date Hired: December 12, 2005

### PERSONAL

Birthdate: December 23, 1957  
Hometown: Fernandina Beach, FL  
Spouse: the former Sara Fleischman  
Children: Brent and Emily  
Parents: Joel Stockstill and Kris Stockstill

### EDUCATION

High School: Fernandina Beach, 1977  
College: Florida State, B.S. Physical Ed., 1982

### PLAYING EXPERIENCE

Quarterback at Florida State, 1977-82 (honorable mention All-American; played in three bowl games and the East-West Shrine Bowl and the Japan Bowl)

### COACHING EXPERIENCE

1983-84: Bethune-Cookman (Off. Coord./QB)  
1985-88: UCF (Asst. Head Coach/WR)  
1989-92: Clemson (Quarterbacks)  
1993: Clemson (QBs/Passing Game Coordinator)  
1994-95: Clemson (Co-Offensive Coord./WR)  
1996-98: Clemson (Wide Receivers)  
1999-2002: Clemson (WR/Recruiting Coord.)  
2003: East Carolina (Offensive Coordinator/QB)  
2004: South Carolina (WR/Recruiting Coord.)  
2005: South Carolina (TE/Recruiting Coord.)  
2006-Present: MT (Head Coach)

### HONORS

2004: Named a Top 25 recruiter by Rivals.com  
2006: Named Sun Belt Conference Coach of the Year  
2006: Named TSWA Coach of the Year  
2006: ESPN.com's Sun Belt Coach of the Year  
2009: Named Sun Belt Conference Co-Coach of the Year  
2009: Named TSWA Coach of the Year

### NOTEWORTHY

Has coached or played under the likes of Bobby Bowden, Tommy Bowden, Danny Ford, Ken Hatfield, Lou Holtz, Steve Spurrier, Tommy West, and NFL Hall of Famer Larry Little ... In 2009, MT became the first SBC team to ever win 10 games.

# ASSISTANT COACH



## THE BECKLES FILE

### MIDDLE TENNESSEE

Season at MT: 8th  
Date Hired: January 28, 2016  
Recruiting Area: Alabama, Florida, Georgia

### PERSONAL

Birthdate: September 2, 1969  
Hometown: Jacksonville, FL  
Children: Brooklyn

### EDUCATION

High School: Forrest  
College: Florida State, B.S. in Social  
Science Education, 1994

### PLAYING EXPERIENCE

WR at Florida State (1989-93)

### COACHING EXPERIENCE

1995-96: NB Forrest (FL) HS (assistant)  
1997: Tift Co. HS (GA) (assistant)  
1998: Worth Co. HS (GA) (assistant)  
1999: Nicholls State (running backs)  
2000-01: South Florida (GA)  
2002: Georgia (GA)  
2003: Central Michigan (wide receivers)  
2004-05: Georgia (GA)  
2006: Georgia Southern (wide receivers)  
2007-09: Central Michigan (running back)  
2010-14: Troy (running backs)  
2015: Samford (running backs)  
2016-: Middle Tennessee (running backs)

### BOWL EXPERIENCE

1989: Fiesta Bowl (player)  
1990: Blockbuster (player)  
1991: Cotton Bowl (player)  
1992: Orange Bowl (player)  
1993: Orange Bowl  
(national championship) (player)  
2002: Sugar Bowl (coach)  
2004: Outback Bowl (coach)  
2006: Chik-Fil-A (coach)  
2007: Motor City Bowl (coach)  
2008: Motor City Bowl (coach)  
2010: GMAC Bowl (coach)  
2010: New Orleans Bowl (coach)  
2016: Hawaii Bowl (coach)

# Jeff Beckles

RUNNING BACKS | 1ST YEAR | FLORIDA STATE, 1994

### At Middle Tennessee, running backs, 2016-present

- Date Hired: Jan. 28, 2016
- Coached First Team All-C-USA player I'Tavius Mathers, who set a single-season rushing record with 1,504 yards while becoming just the seventh player in FBS history to have 1,500 yards rushing and 500 yards receiving in the same season
- Mentored a group who ranked second in C-USA with 198.7 rush yards per game
- Recruiting Area: Alabama, Florida, Georgia

### At Samford, running backs, 2015

- Coached an offense that ranked first in SoCon with 34.6 points and 479.7 yards per game

### At Troy, running backs, 2010-14

- Worked with DuJuan Harris and Shawn Southward, who combined for over 2,000 rushing yards in 2010
- Under Beckles, Southward became the seventh Troy player to top the 1,000-yard mark and was named to the All-Sun Belt second team

### At Central Michigan, wide receivers (2003) running backs (2007-09), 2003/2007-09

- Mentored Ontario Sneed, who lead the Chippewas in rushing in 2008 and finished his career eighth in school history in career rushing yards



# ASSISTANT COACH



THE BIBEE FILE

## MIDDLE TENNESSEE

Season at MT: 9th  
Date Hired: February 27, 2008  
Recruiting Area: Florida, Georgia, Mississippi, Tennessee

## PERSONAL

Birthdate: May 31, 1954  
Hometown: Bristol, TN  
Spouse: the former Lisa Carter  
Children: Ashlee, Allison, Lindsay

## EDUCATION

High School: Tennessee High School, 1973  
College: Tennessee, B.S. Health Ed., 1977

## PLAYING EXPERIENCE

Safety at Tennessee, 1973-76

## COACHING EXPERIENCE

1977: Tennessee (student assistant)  
1978: Ole Miss (defensive assistant)  
1979: North Alabama (secondary/rec. coord.)  
1980: Middle Tennessee (DB/recruit. coord.)  
1981-82: Austin Peay (DB/recruit. coord.)  
1984-88: Appalachian State (Asst. HC/DB)  
1989-93: South Carolina (Asst. HC/DB)  
1996: Tennessee Tech (DB/rec. coord.)  
1997: Clemson (outside linebackers)  
1998: Clemson (secondary)  
1999: East Tennessee (co-defensive coord.)  
2000-2004: The Baylor School (head coach)  
2006-07: Chattanooga (secondary)  
2008-: MT (safeties)

## BOWL EXPERIENCE

1973: Gator Bowl (player)  
1974: Liberty Bowl (player)  
1990: Blue-Gray Classic (coach)  
1998: Peach Bowl (coach)  
2009: New Orleans Bowl (coach)  
2011: GoDaddy.com Bowl (coach)  
2013: Armed Forces Bowl (coach)  
2015: Popeyes Bahamas Bowl (coach)  
2016: Hawaii Bowl (coach)

# David Bibee

SAFETIES | 9TH YEAR | TENNESSEE, 1977

## At Middle Tennessee, safeties, 2008-present

- Date Hired: Feb. 27, 2008
- Coached NFL talent Kevin Byard, who became the MT all-time interceptions leader with 19
- Coached two players who earned four first team all-conference honors and two second team awards
- Coached a 2011 secondary that ranked 44th nationally in pass defense
- Recruiting Area: Florida, Georgia, Mississippi, Tennessee

## At Chattanooga, secondary, 2006-07

- Part of a staff that coached a defense with 23 interceptions and 75 pass breakups in two seasons

## At Baylor School (TN), head coach, 2000-05

- Led the Red Raiders to the Division II state semifinals in 2000 and 2005
- Mentored NFL talent Jacques McClendon

## At Clemson, outside linebackers (1997) secondary (1998), 1997-98

- Helped lead the Tigers to 1998 Peach Bowl game

## At Appalachian State, secondary/recruiting coordinator, 1984-88

- Mountaineers ranked first, third and fifth nationally in scoring defense during his tenure
- Compiled a 38-19 record with back-to-back conference titles in 1986 and 1987





# ASSISTANT COACH



THE ELLIS FILE

## MIDDLE TENNESSEE

Season at MT: 8th  
Date Hired: February 9, 2009  
Recruiting Area: Florida, Georgia, Tennessee

## PERSONAL

Birthdate: January 25, 1980  
Hometown: Stringer, MS  
Spouse: Regina  
Children: Deja and Caleb

## EDUCATION

High School: Stringer, 1998  
College: Nicholls State, B.S. Education, 2003

## PLAYING EXPERIENCE

Cornerback at Nicholls State (1998-2002)

## COACHING EXPERIENCE

2003: Nicholls State (Safeties)  
2004-05: Nicholls State (Linebackers)  
2006-08: Nicholls State (Defensive Coord.)  
2009-2010: MT (Cornerbacks)  
2011: MT (Defensive Coord./CBs)  
2012-2014: MT (Co-Defensive Coord./CBs)  
2015- Present: MT (Recruiting Coord./CBs)

## BOWL EXPERIENCE

2009: New Orleans Bowl (coach)  
2011: GoDaddy.com Bowl (coach)  
2013: Armed Forces Bowl (coach)  
2015: Popeyes Bahamas Bowl (coach)  
2016: Hawaii Bowl (coach)

# Steve Ellis

RECRUITING COORDINATOR/CORNERS | 8TH YEAR | NICHOLLS STATE, 2003

**At Middle Tennessee, cornerbacks (2009-present) co-defensive coordinator (2012-14), recruiting coordinator (2015-present)**

- Date Hired: Feb. 9, 2009
- Coached all-conference players Marcus Udell, Alex Suber, Rod Issac and Jeremy Cutrer
- Ranked second in C-USA in red zone defense in 2016
- Staffed a defensive unit in 2013 that ranked among the nation's best for total defense, while ranking fifth in turnovers gained and 17th in red zone defense
- 2012 defensive unit improved 48 spots in the national rankings in scoring defense, 29 spots in rushing defense, and made a jump of 10 in total defense
- In 2009, Marcus Udell led the league in interceptions while Alex Suber accounted for 12 pass breakups
- Recruiting Area: Florida, Georgia, Tennessee

**At Nicholls State, safeties (2003) linebackers (2004-05) defensive coordinator (2006-08), 2003-10**

- Led a defense that ranked first in the Southland Conference in total defense, pass defense and interceptions in 2007
- Finished the 2006 season ranked No. 19 in the country in total defense
- In six seasons at Nicholls, Ellis' players won seven first team all-conference honors, four National Player of the Week awards, three All-American honors, and two conference Newcomer of the Year awards and a defensive player of the year accolade



# ASSISTANT COACH



THE FRANKLIN FILE

## MIDDLE TENNESSEE

Season at MT: 1st  
Date Hired: January 22, 2016  
Recruiting Area: National

## PERSONAL

Birthdate: August 29, 1957  
Hometown: Princeton, KY  
Spouse: Laura  
Children: Chelsea, Caroline and Caitlin

## EDUCATION

High School: Caldwell County HS  
College: Murray St., 1979, Bachelor's in History; Murray St., 1989, Master's in Education

## COACHING EXPERIENCE

1997: Kentucky – Running Backs  
1998: Kentucky – Running Backs  
1999: Kentucky – Running Backs  
2000: Kentucky – Offensive Coordinator/QB  
2006: Troy – Offensive Coordinator/QB  
2007: Troy – Offensive Coordinator/QB  
\*2008: Auburn – Offensive Coordinator/QB  
2009: MT – Offensive Coordinator/QB  
2010: LA Tech – Offensive Coordinator/QB  
2011: LA Tech – Offensive Coordinator/QB  
2012: LA Tech – Offensive Coordinator/QB  
2013: Cal – Offensive Coordinator/QB  
2014: Cal – Offensive Coordinator/QB  
2015: Cal – Offensive Coordinator/QB & RB  
2016: MT – Offensive Coordinator/QB  
\*Also coached Auburn in the 2007 Chick-fil-A Bowl

## BOWL EXPERIENCE

1998: Outback Bowl (coach)  
1999: Music City Bowl (coach)  
2006: New Orleans Bowl (coach)  
2007: Chick-fil-A Bowl (coach)  
2009: New Orleans Bowl (coach)  
2011: Poinsettia Bowl (coach)  
2015: Armed Forces Bowl (coach)

# Tony Franklin

OFFENSIVE COORDINATOR/QB | 1ST YEAR | MURRAY STATE, 1979

## At Middle Tennessee, offensive coordinator/quarterbacks, 2009/2016-present

- Date Hired: Jan. 22, 2016
- Coordinated an offense that ranked second in C-USA and No. 8 in the country in total offense, averaging 515.7 yards per game in 2016
- 2016 offense produced a 1,000-yard rusher and a 1,000-yard receiver for the first time in school history
- Under his guidance, quarterback Dwight Dasher set single-season records in passing yards, touchdown passes, and rushing yards for a quarterback. Also set the single-game rushing mark for a signal-caller with 201 in the New Orleans Bowl.
- Offense generated 421.7 total yards and 32 points per game in 2009
- Set school records in total yards (5,482), passing yards (3,064) and total points (416) in 2009
- Recruiting Area: National

## At Cal, offensive coordinator/quarterbacks, 2013-15

- Coached an offense that broke 12 single-season and school records
- Directed an offense that finished No. 3 nationally in passing offense and No. 8 in total offense in 2015
- Mentored quarterback Jared Goff, the NFL's No. 1 draft pick in 2016

## At LA Tech, offensive coordinator/quarterbacks, 2010-12

- Offense led the nation in scoring (51.5 ppg) and total offense (557.9 ypg) in 2012
- Explosive offense scored 40-plus points in 11 games, and 50-plus points in eight games in 2012

## At Auburn, offensive coordinator/quarterbacks, 2008

- Coached the Tigers to a 2007 Chick-fil-A Bowl win

## At Troy, offensive coordinator/quarterbacks, 2006-07

- Helped engineer the second-ranked offense in the Sun Belt in first season
- Collected two league titles, including the first conference championship in school history

## At Kentucky, running backs (1997-99) offensive coordinator/wide receivers (2000), 1997-2000

- Helped develop SEC quarterback legends Tim Couch, Dusty Bonner and Jared Lorenzen
- Mentored No. 1 NFL draft pick Tim Couch
- Led the Wildcats to the nation's second-best passing offense in the 2000 campaign



## ASSISTANT COACH



### THE MALLORY FILE

#### MIDDLE TENNESSEE

Season at MT: 4th  
Date Hired: March 21, 2013  
Recruiting Area: Georgia and Tennessee

#### PERSONAL

Birthdate: October 21, 1960  
Hometown: Renton, WA  
Spouse: Shannon  
Children: Ryan, Adam, Cameron, Naomi, Fiona, Layla

#### EDUCATION

High School: Lindberg  
College: Washington, B.A. Political Science, 1993

#### PLAYING EXPERIENCE

TE and Guard at Washington (1979-83)  
Tampa Bay Buccaneers, NFL (1984-88)

#### COACHING EXPERIENCE

1992-97: Washington (tight ends)  
1998-99: Washington (tight ends/special teams)  
2000-2009: Memphis (offensive line)  
2010: Wyoming (director of football operations)  
2011: UAB (offensive line)  
2013-15: MT (tackles/tight ends)  
2016-Present: MT (offensive line)

#### BOWL EXPERIENCE

1979 Sun Bowl (player)  
1981 Rose Bowl (player)  
1982 Rose Bowl (player)  
1983 Aloha Bowl (player)  
1993 Rose Bowl (coach)  
1995 Sun Bowl (coach)  
1996 Holiday Bowl (coach)  
1997 Aloha Bowl (coach)  
1998 Oahu Bowl (coach)  
1999 Holiday Bowl (coach)  
2003 New Orleans Bowl (coach)  
2004 GMAC Bowl (coach)  
2005 Motor City Bowl (coach)  
2007 New Orleans Bowl (coach)  
2008 St. Petersburg Bowl (coach)  
2013: Armed Forces Bowl (coach)  
2015: Popeyes Bahamas Bowl (coach)  
2016: Hawaii Bowl (coach)

# Rick Mallory

OFFENSIVE LINE | 4TH YEAR | WASHINGTON, 1983

#### At Middle Tennessee, tackles/tight ends (2013-15) offensive line (2016-present)

- Date Hired: March 21, 2013
- Been a part of three bowls in four years
- Has produced all-conference linemen Jaylen Hunter, Darius Johnson and Daniel Stephens
- Helped guide an offensive line in 2016 that produced a 1,000-yard rusher and 1,000-yard receiver for the first time in school history
- 2016 unit allowed the fewest sacks in C-USA despite throwing the most passes
- Mentored an offensive line that paved the way for a school record 4,052 rushing yards in 2015
- Coached tight end Terry Pettis in 2015, who ranked No. 8 nationally in yards per reception (21.1) and hauled in five passes of 40 yards or more
- Recruiting Area: Georgia and Tennessee

#### At Memphis, offensive line, 2000-09

- Helped lead the Tigers to five bowl berths in 10 seasons
- Coached an offensive line that blocked for DeAngelo Williams, who earned All-America honors in 2004 and 2005
- In four of his last six seasons, the Memphis offensive line led C-USA in fewest sacks allowed

#### At Washington, graduate assistant (1992) tight ends/special teams (1993-99), 1992-99

- Earned five bowl berths during Mallory's tenure with the Huskies





# ASSISTANT COACH



THE MCCORVEY FILE

## MIDDLE TENNESSEE

Season at MT: 1st  
Date Hired: January 26, 2016  
Recruiting Area: Alabama, Florida, Georgia

## PERSONAL

Birthdate: January 23, 1972  
Hometown: Pascagoula, MS  
Spouse: Loris  
Children: Imoni, Kez Jr, Micah and Cristian

## EDUCATION

High School: Pascagoula  
College: Florida State, B.S. in Sociology, 1995

## PLAYING EXPERIENCE

WR at Florida State (1990-94)  
Detroit Lions (1995-98)  
Rhein Fire (1999)  
Edmonton Eskimos (2000-01)

## COACHING EXPERIENCE

1998: Lincoln High School (wide receivers)  
2003-08: D. Slack QB Academy  
2009: Jacksonville Jaguars (internship)  
2009-11: Maclay High School (head coach)  
2011: East Gadsden High School (assistant)  
2011: Detroit Lions (internship)  
2011-12: Bethel University (assistant)  
2012-13: Toronto Argonauts (assistant)  
2013: Northeast High School (head coach)  
2014-15: Edmonton Eskimos (assistant)  
2016-: Middle Tennessee (wide receivers)

## BOWL EXPERIENCE

1991: Cotton Bowl (player)  
1992: Orange Bowl (player)  
1993: Orange Bowl  
(national championship) (player)  
1994: Sugar Bowl (player)  
2016: Hawaii Bowl (coach)

# Kez McCorvey

WIDE RECEIVERS | 1ST YEAR | FLORIDA STATE, 1994

## At Middle Tennessee, wide receivers, 2016-present

- Date Hired: Jan. 26, 2016
- Mentored standout Richie James, who led C-USA and ranked No. 3 in NCAA with 1,463 yards while becoming just the second player in school history to record back-to-back 1,000-yard seasons
- James set single-game receptions record and single-season receiving yardage mark
- MT ranked third in C-USA and No. 12 nationally with 317 yards per game through the air
- Recruiting Area: Alabama, Florida, Georgia

## At Edmonton Eskimos, assistant, 2014-15

- Helped lead the Eskimos to the Grey Cup title in 2015
- Mentored two 1,000-yard receivers in Adarius Bowman and Derel Walker, who finished Nos. 1 and 2 in the league in receptions.

## At Northeast High School (FL), head coach, 2013

- Spent the 2013 season coaching the Northeast High School Hurricanes in Oakland Park, Fla.

## Toronto Argonauts, assistant, 2012-13

- Helped guide Toronto to the 2012 Grey Cup
- Developed three 1,000-yard receivers and a league MVP
- Mentored Dontrelle Inman who went on to play for the San Diego Chargers

## Bethel University, assistant, 2011-12

- Served as wide receivers coach, strength coach and passing game coordinator
- Helped lead the Wildcats to their first conference title since 2006, ranking No. 3 nationally in receiving yards per attempt

## At Maclay High School (FL), 2009-11

- Served as head coach of the Maclay High School Marauders in Tallahassee, Fla., where he helped develop Seth Roberts who went on to play for the Oakland Raiders

## Titus Sports Academy, coach, 2003-08

- Part of a group that founded Titus Sports Academy, a strength and speed development company for young athletes
- Had a hand in developing athletes such as Antonio Cromartie and Ernie Sims
- Work was honored by an appointment of service on the Governor's board for physical fitness for the state of Florida



# ASSISTANT COACH



## THE NIX FILE

### MIDDLE TENNESSEE

Season at MT: 5th  
Date Hired: February 21, 2012

### PERSONAL

Birthdate: September 30, 1972  
Hometown: Attalla, AL  
Spouse: the former Toya Phelps  
Children: Tyvari and Tiah

### EDUCATION

High School: Etowah  
College: Southern Miss, B.S. Management, 1995

### PLAYING EXPERIENCE

Linebacker at Southern Miss, 1990-93

### COACHING EXPERIENCE

1995: Southern Miss (defensive tackles)  
1996: Southern Miss (outside linebackers)  
1997: Southern Miss (outside linebackers)  
1998: Southern Miss (outside linebackers)  
1999: Southern Miss (outside linebackers)  
2000: Southern Miss (defensive backs)  
2001-04: Southern Miss (defensive coord./lb)  
2005: South Carolina (co-defensive coord./dl)  
2006: South Carolina (defensive coord./lb)  
2007: South Carolina (defensive coord./ilb)  
2008-09: Ole Miss (defensive coord./lb)  
2010-11: Ole Miss (Asst. HC/dc/lb)  
2012-2014: MT (co-defensive coord./lb)  
2015-Present: MT (defensive coord./lb)

### BOWL EXPERIENCE

1990: All-American Bowl (player)  
1997: Liberty Bowl (coach)  
1998: Humanitarian Bowl (coach)  
1999: Liberty Bowl (coach)  
2000: GMAC Bowl (coach)  
2002: Houston Bowl (coach)  
2003: Liberty Bowl (coach)  
2004: New Orleans Bowl (coach)  
2005: Independence Bowl (coach)  
2006: Liberty Bowl (coach)  
2009: Cotton Bowl (coach)  
2010: Cotton Bowl (coach)  
2013: Armed Forces Bowl (coach)  
2015: Popeyes Bahamas Bowl (coach)  
2016: Hawaii Bowl (coach)

# Tyrone Nix

DEFENSIVE COORDINATOR/LB | 5TH YEAR | SOUTHERN MISS, 1995

## At Middle Tennessee, (co)defensive coordinator/linebackers, 2012-14, defensive coordinator, 2015-present

- Date Hired: Sept. 30, 1972
- 2015 defense ranked fourth nationally in red zone defense (.694), eighth in defensive touchdowns (4) and 14th in interceptions (17), while forcing 25 turnovers
- Coached 13 all-conference selections and two NFL talents in Kevin Byard and Jimmy Staten
- Recruiting Area: National

## At Ole Miss, defensive line, 2008-11

- Among the nation's best in tackles for loss and sacks, tying for the nation's lead in TFLs in 2008 and topping the SEC in 2009 in TFLs
- Coached a No. 11 ranked defense nationally in pass efficiency and No. 15 in both scoring defense and pass defense in 2009

## At South Carolina, co-defensive coordinator, 2005-07

- Managed a defensive unit that topped the SEC and ranked fifth nationally in pass defense
- Mentored a defense that surrendered just 18.7 points per game, good for No. 29 in the country

## At Southern Miss, DTs (1995) OLB (1996-99) DBs (2000) defensive coordinator (2001-2004), 1995-2004

- Coached 12 all-conference selections, four C-USA Defensive Players of the Year and six All-America picks
- USM claimed four conference titles and seven bowl berths during his tenure



## ASSISTANT COACH



THE POLLY FILE

### MIDDLE TENNESSEE

Season at MT: 4th  
Date Hired: February 12, 2013  
Recruiting Area: Alabama, Georgia, Tennessee

### PERSONAL

Birthdate: November 10, 1983  
Hometown: Erlanger, KY

### EDUCATION

High School: Dixie Heights, 2002  
College: Georgetown College, B.S.  
Business, 2006

### PLAYING EXPERIENCE

OL at Georgetown College, 2002-2006

### COACHING EXPERIENCE

2007 (spring): Georgetown College (off. line)  
2007-09: Middle Tennessee (grad. assistant)  
2010: Murray State (offensive tackles/TE)  
2011-12: Murray State (offensive line)  
2013: MT (running backs)  
2014-15: MT (rbs/special teams coord.)  
2016-Present: MT (off. tackles/te/special teams)

### BOWL EXPERIENCE

2009: New Orleans Bowl (coach)  
2013: Armed Forces Bowl (coach)  
2015: Popeyes Bahamas Bowl (coach)  
2016: Hawaii Bowl (coach)

# Mike Polly

OFFENSIVE TACKLES/TE & SPECIAL TEAMS COORD. | 4TH YEAR | GEORGETOWN COLLEGE, 2006

### At Middle Tennessee, running backs (2013-15) tackles/tight ends (2016-present)

- Date Hired: Feb. 12, 2013
- Part of an O-Line staff that coached a unit who blocked for 198.7 rush yards per game, second most in C-USA in 2016, and allowed the fewest sacks in the league while setting records for total yards and points scored
- 2016 offensive line helped produce a 1,000-yard rusher and 1,000-yard receiver for the first time in school history
- Coached a stable of running backs who averaged 185.6 yards per game from 2013-15
- Special teams unit blocked nine kicks from the 2014-16 seasons
- Recruiting Area: Alabama, Georgia, Tennessee

### At Murray State, tackles/tight ends (2010) offensive line (2011-12), 2010-12

- Racers ranked in the top five nationally in total offense each season
- Coached an offensive line that helped pave the way for the school's first 1,000-yard rusher





# ASSISTANT COACH



THE WEST FILE

## MIDDLE TENNESSEE

Season at MT: 3rd  
Date Hired: February 6, 2014  
Recruiting Area: Tennessee and Georgia

## PERSONAL

Birthdate: July 31, 1954  
Hometown: Carrollton, GA  
Children: Turner

## EDUCATION

High School: Gainesville (Ga.)  
College: Tennessee, B.S. Health Education, 1976

## PLAYING EXPERIENCE

Tight End at Tennessee (1972-75)

## COACHING EXPERIENCE

1979: Ole Miss (running backs)  
1980-81: Appalachian State (wr/te)  
1982: Clemson (wide receivers)  
1983-89: Clemson (linebackers)  
1990: Tennessee (running backs)  
1991-92: South Carolina (defensive coord./lb)  
1993: Chattanooga (head coach)  
1993-98: Clemson (head coach)  
2000: Memphis (defensive coord./lb)  
2001-2009: Memphis (head coach)  
2011: UAB (defensive coordinator/lb)  
2012: USM (defensive coordinator/lb)  
2014-Present: MT (defensive line)

## BOWL EXPERIENCE

1973: Gator (player)  
1974: Liberty (player)  
1975: Blue-Gray All-Star (player)  
1985: Independence (coach)  
1986: Gator (coach)  
1987: Citrus (coach)  
1988: Citrus (coach)  
1989: Gator (coach)  
1991: Sugar Bowl (coach)  
1993: Peach Bowl (head coach)  
1995: Gator Bowl (head coach)  
1996: Peach Bowl (head coach)  
1997: Peach Bowl (head coach)  
2003: New Orleans (head coach)  
2004: GMAC (head coach)  
2005: Motor City (head coach)  
2007: New Orleans (head coach)  
2008: St. Petersburg (head coach)  
2015: Popeyes Bahamas Bowl (coach)  
2016: Hawaii Bowl (coach)

# Tommy West

DEFENSIVE LINE | 3RD YEAR | TENNESSEE, 1976

## At Middle Tennessee, defensive line, 2014-present

- Date Hired: Feb. 6, 2014
- Has coached seven all-conference players
- Part of a defensive staff that coached 48 sacks, 129 TFLs and 70 QB hurries over the 2015-16 seasons
- Ranked fourth in the country in red zone defense in 2015
- Recruiting Area: Georgia, Tennessee

## At Memphis, defensive coordinator/linebackers (2000) head coach (2001-09), 2000-09

- Snapped a 32-year bowl drought and appeared in five bowls in six seasons (2003-08)
- Helped lead the Tigers to their first appearance in the AP Top 25
- Defensive unit ranked No. 1 in the nation in rush defense (72.7 yards per game) and fifth in total defense (275.3 yards per game) in 2000

## At Clemson, linebackers (1983-89) head coach (1993-98), 1983-89/1993-98

- Led the Tigers to four bowl games in six seasons
- Compiled a 69-20-4 record and six AP Top 20 rankings as linebackers coach







# SUPPORT STAFF



**LARRY MAPLES**

ASSISTANT AD/EQUIPMENT OPERATIONS



**BRENT BROCK**

DIRECTOR OF PLAYER DEVELOPMENT



**JASON SPRAY**

HEAD FOOTBALL STRENGTH COACH



**KEITH BUNCH**

ASSOCIATE ATHLETIC TRAINER/FOOTBALL



**WILL REDMOND**

DIRECTOR OF PLAYER PERSONNEL



**ERIK BARTLETT**

VIDEO COORDINATOR



**JAN WORLEY**

EXECUTIVE AIDE



**MATT LESSER**

ASSISTANT EQUIPMENT MANAGER



**LANCE CAMPBELL**

ASSISTANT STRENGTH COACH



**MICHAEL JUDD**

ASSISTANT ATHLETIC TRAINER/FOOTBALL



**TYLER BOYLES**

GRADUATE ASSISTANT



**NOLAN GENOVESE**

GRADUATE ASSISTANT



**KENNETH GILSTRAP**

GRADUATE ASSISTANT



**OMAR MCLENDON**

GRADUATE ASSISTANT



**AUSTIN SILVOY**

QUALITY CONTROL







**HUNTER ROGERS**



**JEREMY CUTRER**



**PATRICK SMITH**



**MICHAEL MINTER**



**JOVANTE MOFFATT**



**ALEX DALE**



**MYLES HARGES**



**TYSHUN RENDER**



**CARLOS JOHNSON**



**JUSTIN AKINS**



**MATT BONADIES**







**CANON ROOKER**



**TERRY PETTIS**



**KHALIL BROOKS**



**CHRIS MELTON**



**DARRYL RANDOLPH**



**CHARVARIUS WARD**



**ROBERT BEHANAN**



**JAHMAL JONES**



**CHRIS BROWN**



**DEMETRIUS FRAZIER**

