



MICHIGAN STATE

BASKETBALL



GAME UCLA / RUTGERS

32

Friday, March 13, 2026
9 p.m. ET
Chicago, Ill.
United Center

TELEVISION

BTN – Kevin Kugler (play-by-play),
Robbie Hummel (analyst), Andy Katz (sideline)

RADIO

Spartan Media Network – Will Tieman (play-by-play) and Matt Steigenga (color analyst), with Zach Surdenik (host). Listen to the radio broadcast state-wide or on the web at msuspartans.com. The game can also be heard on channel 83 on SiriusXM or on the SiriusXM app.



GAME #32

**NO. 6 UCLA or NO. 14 RUTGERS
VS. NO. 3 MICHIGAN STATE SPARTANS**
**** BIG TEN TOURNAMENT ****

Friday, March 13, 2026 – 9 p.m. ET (BTN)
Chicago, Ill. – United Center

THE MATCHUP

| | Michigan State | UCLA / Rutgers |
|-----------------------------|-------------------------|-----------------------------------|
| 2025-26 Record | 25-6, 15-5 B1G | 21-10, 13-7 B1G / 14-18, 6-14 B1G |
| Coach | Tom Izzo | Mick Cronin / Steve Pikiell |
| Career Record (Yrs.) | 762-308 (31st) | 524-245 (23rd) / 352-214 (21st) |
| Top Scorer | Jeremy Fears Jr. (15.5) | Bilodeau (18.0) / Francis (17.3) |
| Top Rebounder | Jaxon Kohler (9.1) | Bilodeau (5.8) / Ogbole (6.1) |
| Top Assists | Jeremy Fears Jr. (9.1) | D. Dent (7.5) / Francis (2.8) |

THE OPENING TIP

Michigan State enters the Big Ten Tournament as the No. 3 seed and will face No. 6 seed UCLA or No. 14 seed Rutgers on Friday, March 13 (9 p.m., BTN) ... MSU has won six Big Ten Tournament titles (the most overall) ... This is the sixth time MSU has been the No. 3 seed, reaching the finals twice and winning in 2014 ... Michigan State, winners of five of the last six games in the regular season, tied for second in the Big Ten at 15-5 ... MSU is ranked No. 8 in the Associated Press and ESPN Coaches polls, are one of nine schools w/at least nine Quad 1 wins and are one of 14 schools nationally with at least 14 Quad 1/2 wins ... MSU is No. 12 in the country in assists (18.3 apg), with Jeremy Fears Jr. No. 1 nationally with 9.1 apg ... MSU ranks No. 3 in the country in rebound margin (+11.7) and Jaxon Kohler is No. 29 nationally with 9.1 rpg ... The Spartans are No. 38 nationally in scoring defense (68.0 ppg) and rank No. 8 nationally in adjusted defensive efficiency per KenPom ... MSU ranks No. 13 nationally, and lead the B1G, in fast break points (16.3 ppg) ... MSU's captains (Carson Cooper, Kohler, Coen Carr, Fears Jr.) have combined for 64.2% of the team's scoring (1,567 of 2,442 points) and average 50.5 ppg, 23.9 rpg and 12.9 assists.

2025-26 SCHEDULE

| Day | Date | Opponent | Time/TV/Result |
|-------------|-------------|---|--------------------|
| Thursday | Oct. 23 | BOWLING GREEN (exh.) | W, 75-66 |
| Tuesday | Oct. 28 | at UConn (exh.) | L, 76-69 |
| Monday | Nov. 3 | COLGATE | W, 80-69 |
| Saturday | Nov. 8 | No. 14 ARKANSAS | W, 69-66 |
| Thursday | Nov. 13 | SAN JOSE STATE | W, 79-60 |
| Tuesday | Nov. 18 | vs. No. 12 Kentucky % | W, 83-66 |
| Friday | Nov. 21 | DETROIT MERCY | W, 84-56 |
| Tuesday | Nov. 25 | vs. East Carolina ^ | W, 89-56 |
| Thursday | Nov. 27 | vs. No. 18 North Carolina ^ | W, 74-58 |
| Tuesday | Dec. 2 | IOWA * | W, 71-52 |
| Saturday | Dec. 6 | No. 4 DUKE | L, 66-60 |
| Saturday | Dec. 13 | at Penn State * | W, 76-72 |
| Tuesday | Dec. 16 | TOLEDO | W, 92-69 |
| Saturday | Dec. 20 | vs. Oakland & | W, 79-70 |
| Monday | Dec. 29 | CORNELL | W, 114-97 |
| Friday | Jan. 2 | at No. 13 Nebraska * | L, 58-56 |
| Monday | Jan. 5 | USC * | W, 80-51 |
| Thursday | Jan. 8 | NORTHWESTERN * | W, 76-66 |
| Tuesday | Jan. 13 | INDIANA * | W, 81-60 |
| Saturday | Jan. 17 | at Washington * | W, 80-63 |
| Tuesday | Jan. 20 | at Oregon * | W, 68-52 |
| Saturday | Jan. 24 | MARYLAND * | W, 91-48 |
| Tuesday | Jan. 27 | at Rutgers * | W, 88-79 ot |
| Friday | Jan. 30 | No. 2 MICHIGAN * | L, 83-71 |
| Wednesday | Feb. 4 | at Minnesota * | L, 76-73 |
| Saturday | Feb. 7 | No. 5 ILLINOIS * | W, 85-82 ot |
| Friday | Feb. 13 | at Wisconsin * | L, 92-71 |
| Tuesday | Feb. 17 | UCLA * | W, 82-59 |
| Sunday | Feb. 22 | OHIO STATE * | W, 66-60 |
| Thursday | Feb. 26 | at No. 8 Purdue * | W, 76-74 |
| Sunday | March 1 | at Indiana * | W, 77-64 |
| Thursday | March 5 | RUTGERS * | W, 91-87 |
| Sunday | March 8 | at No. 3 Michigan * | L, 90-80 |
| Fri.–Sun. | March 13-17 | Big Ten Tournament | Chicago, Ill. |
| Fri. | March 13 | vs. UCLA / Rutgers | 9 p.m. (BTN) |
| Sat. | March 14 | vs. Nebraska/Northwestern/Purdue (if necessary) | 2:30 p.m. (CBS) |
| Tues.–Wed. | March 17-18 | NCAA Tournament—First Four | Dayton, Ohio |
| Thurs.–Sun. | March 19-22 | NCAA Tournament—First & Second Rounds | Multiple Locations |
| Thurs.–Sun. | March 26-29 | NCAA Tournament—Regionals | Multiple Locations |
| Sat. – Mon. | April 4&6 | NCAA Final Four | Indianapolis, Ind. |

^ Fort Myers Tip-Off (Fort Myers, Fla.)
% Champions Classic (Atlanta, Ga.)
& at Little Caesars Arena (Detroit, Mich.)

MICHIGAN STATE POSSIBLE STARTING LINEUP

| | | |
|--|--|---|
| | 1 JEREMY FEARS JR. R-So. – 6-2 – 190 | No. 1 in nation apg and total assists (281) ... 25 games in double figures, including 19-straight (18.5 ppg, 9.0 apg) ... 12 games w/at least 10 assists (career-high 17 vs. Maryland) ... No. 1 in the country in assist rate (52.4%), per KenPom ... 3rd in B1G (No. 30 nationally) in FT% (89.4%) ... Fears has scored or assisted on 58.6 percent of MSU's points when he is on the floor (1,160 of 1,979), per CBBAnalytics. |
| | 6 JORDAN SCOTT Fr. – 6-8 – 200 | Made first career start at Minnesota, scoring 15 points in 29 minutes ... Last 9: 8.7 ppg, 2.6 rpg, 45.6% FG (26-of-57), 46.7% 3FG (14-of-30) in 27.9 mpg ... In B1G games, averaged 7.4 ppg and 2.9 rpg in 22.9 minutes ... 7 games with 10+ points ... Mom played at Maryland, dad at Miami and sister plays at Georgetown. |
| | 15 CARSON COOPER Sr. – 6-11 – 245 | One of four team captains ... Scored 16 points and grabbed career-best 16 rebounds vs. Duke ... Career-high 20 points vs. Ohio State ... 18 games w/ at least 10 points ... Last 5 games: 13.0 ppg, 6.4 rpg, 63.6% FG (28-of-44) and 82.4% FT (28-of-34) ... With 133 games played at MSU, he is tied for 7th nationally for games played at current school. |
| | 55 COEN CARR Jr. – 6-6 – 230 | One of four team captains ... 18 games with 10+ points ... Last 13 games: 12.3 ppg, 5.7 rpg, 53.1% (60-of-113) ... Career-high 22 points vs. Oakland ... Leads team & B1G with 57 dunks (#17 nationally) ... 39-inch vertical, 51 1/2-inch on the run (47 in first year) ... 88.5% of his FG in transition ranks No. 3 in nation (CBBAnalytics). |
| | 0 JAXON KOHLER Sr. – 6-10 – 245 | One of four team captains ... 24 games with 10+ points ... Has 12 double-doubles (No. 25 in nation) ... Last 3: 19.7 ppg, 9.3 rpg, 63.9% FG (23-of-36), 46.2% 3FG (6-of-13) ... 1 of only 2 D1 players averaging 12.0 ppg, 9.0 rpg, shooting 50.0% FG & 39.0% 3FG ... No. 2 in B1G (No. 29 in nation) in rpg ... No. 27 in nation in total rebounds (282). |

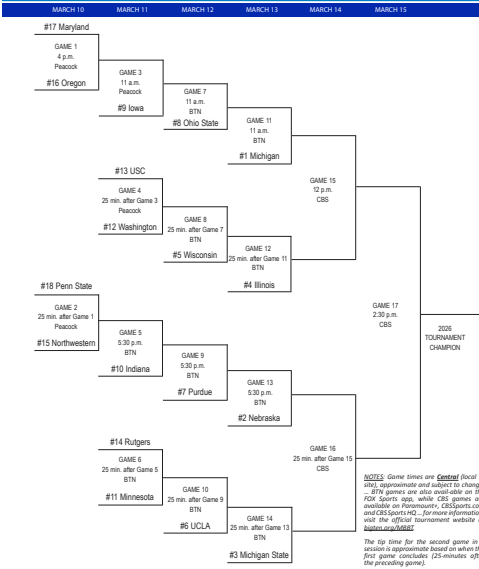
SPARTAN RESERVES

| No. | Name | Pos. | Ht. | Wt. | Class | PPG | RPG | APG | MPG |
|-----|------------------|------|------|-----|-------|-----|-----|-----|------|
| 2 | Kur Teng | G | 6-5 | 200 | So. | 7.5 | 2.1 | 1.0 | 17.3 |
| 3 | Cam Ward | F | 6-9 | 230 | Fr. | 5.1 | 4.3 | 0.3 | 15.2 |
| 8 | Kaleb Glenn | F | 6-7 | 215 | Jr. | - | - | - | - |
| 9 | Trey Fort | G | 6-4 | 200 | Sr. | 3.7 | 1.2 | 0.6 | 9.9 |
| 10 | Denham Wojcik | G | 6-3 | 190 | Grad | 0.4 | 0.2 | 1.3 | 5.8 |
| 20 | Nick Sanders | G | 5-10 | 185 | Sr. | 0.5 | 0.1 | 0.1 | 1.6 |
| 35 | Jesse McCulloch | F | 6-11 | 245 | R-Fr. | 2.4 | 1.3 | 0.2 | 7.5 |
| 40 | Brennan Walton | F | 6-7 | 220 | R-Fr. | 0.5 | 0.4 | 0.0 | 1.4 |
| 43 | Colin Walton | F | 6-7 | 220 | R-Fr. | 0.3 | 0.3 | 0.0 | 1.3 |
| 99 | Divine Ugochukwu | G | 6-3 | 195 | So. | 5.1 | 1.5 | 1.6 | 16.1 |





2026 TIAA BIG TEN MEN'S BASKETBALL TOURNAMENT



MICHIGAN STATE AGAINST TEAMS IN THE BIG TEN TOURNAMENT

- vs. Illinois - 3-0
vs. Indiana - 0-1
vs. Iowa - 4-2
vs. Maryland - 2-1
vs. Michigan - 3-1
vs. Minnesota - 2-3
vs. Nebraska - 0-0
vs. Northwestern - 4-0
vs. Ohio State - 5-4
vs. Oregon - 1-0
vs. Penn State - 1-2
vs. Purdue - 4-2
vs. Rutgers - 0-0
vs. Wisconsin - 7-5

TALE OF THE TAPE OVERALL

Table comparing Michigan State and Rutgers across various statistics including Scoring Average (78.8 vs 70.9), FG Percentage (47.1% vs 43.4%), and Rebound Margin (+11.7 vs -0.3).

MSU vs. UCLA
UCLA Leads, 8-5
(last five meetings)

Table of MSU vs. UCLA matchups from 2018 to 2026, showing dates, sites, and scores.

Series Quick Facts

Overall: 5-8
At East Lansing: 2-1
At Breslin Center: 2-0
At UCLA: 1-4
At Neutral Site: 2-3
Izzo vs. UCLA: 4-5
Cronin vs. MSU: 2-2

MSU vs. RUTGERS
MSU Leads All-Time Series, 16-3
(last five meetings)

Table of MSU vs. Rutgers matchups from 2023 to 2026, showing dates, sites, and scores.

^ played at Madison Square Garden

Series Quick Facts

Overall: 16-3
At East Lansing: 9-0
At Breslin Center: 8-0
At Piscataway: 6-3 ^
At Neutral Site: 1-0
Izzo vs. RU: 15-3
Pikiell vs. MSU: 3-15

MSU VS. UCLA / RUTGERS

Series History vs. UCLA

UCLA leads the all-time series with Michigan State, 8-5 ... The Spartans posted an 82-59 win at home on Feb. 17 in their only meeting this year ... MSU has won three of the last five, including a pair of games in 2018 and 2019, posting a 75-62 win in the Maui Invitational on Nov. 27, 2019, and an 87-67 win on Nov. 22, 2018, in the Las Vegas Invitational ... The Bruins won the first meeting as Big Ten members, 63-61, last year in California ... MSU Head Coach Tom Izzo is 4-5 vs. UCLA.

Spartans vs. Bruins In Big Ten Tournament

Michigan State has never played UCLA in the Big Ten Tournament.

The Season Series vs. UCLA

Then-No. 15 Michigan State opened a 20-point lead at halftime and led by as many as 31 points in the second half en route to an 82-59 win over UCLA on Feb. 17 at the Breslin Center, the only meeting this year between the teams ... Redshirt sophomore guard Jeremy Fears Jr. had a double-double with 16 points and 10 assists, junior forward Coen Carr scored 16 points along with three rebounds, two assists, two blocks and one steal, senior center Carson Cooper had 12 points and seven rebounds and freshman forward Jordan Scott added 11 points, three rebounds and two assists ... Senior forward Jaxon Kohler had nine points and a game-high 10 rebounds.

POSSIBLE UCLA STARTING LINEUP

Table listing UCLA Bruins starting lineup with player names, positions, and stats like Ppg, Rpg, App, MPG, and Other.

Series History vs. Rutgers

Michigan State leads the head-to-head series, 16-3, and has won the last four games, including a sweep of the season series this year ... MSU has won 15 of 18 meetings since RU joined the Big Ten ... The last win for RU was a 61-55 decision at Madison Square Garden on Feb. 4, 2023.

Spartans vs. Scarlet Knights In Big Ten Tournament

Michigan State has never played Rutgers in the Big Ten Tournament.

The Season Series vs. Rutgers

The teams met only twice this year, with Michigan State winning at Rutgers, 88-79, in overtime on Jan. 27 and winning the final regular season game at home, 91-87, on March 5 ... Jeremy Fears Jr. scored 29 points and had nine assists in the win at Rutgers and Fears and Coen Carr each had 21 points in the win at home.

POSSIBLE RUTGERS STARTING LINEUP

Table listing Rutgers Scarlet Knights starting lineup with player names, positions, and stats like Ppg, Rpg, App, MPG, and Other.



BIG TEN TOURNAMENT HISTORY

All-Time Record: 36-21
 Championships: 6
 (1999, 2000, 2012, 2014, 2016, 2019)

MSU BIG TEN TOURNAMENT RESULTS

1998 (0-1) - CHICAGO - NO. 1 SEED

Quarterfinals
 3/6/98 L - Minnesota (8) 73-76

1999 (3-0) - CHICAGO - NO. 1 SEED CHAMPIONS

Quarterfinals
 3/5/99 W - Northwestern (8) 61-59
Semifinals
 3/6/99 W - Wisconsin (4) 56-41
Finals
 3/7/99 W - Illinois (1) 67-50

2000 (3-0) - CHICAGO - NO. 2 SEED CHAMPIONS

Quarterfinals
 3/10/00 W - Iowa (7) 75-65
Semifinals
 3/11/00 W - Wisconsin (6) 55-46
Finals
 3/12/00 W - Illinois (4) 76-61

2001 (0-1) - CHICAGO - NO. 2 SEED

Quarterfinals
 3/9/01 L - Penn State (7) 63-65

2002 (0-1) - INDIANAPOLIS - NO. 5 SEED

Quarterfinals
 3/8/02 L - Indiana (4) 56-67

2003 (1-1) - CHICAGO - NO. 5 SEED

Quarterfinals
 3/14/03 W - Purdue (4) 54-42
Semifinals
 3/15/03 L - Ohio State (8) 54-55

2004 (1-1) - INDIANAPOLIS - NO. 3 SEED

Quarterfinals
 3/12/04 W - Northwestern (6) 68-55
Semifinals
 3/13/04 L - Wisconsin (2) 66-68

2005 (0-1) - CHICAGO - NO. 2 SEED

Quarterfinals
 3/11/05 L - Iowa (7) 69-71

2006 (2-1) - INDIANAPOLIS - NO. 6 SEED

First Round
 3/9/06 W - Purdue (11) 70-58
Quarterfinals
 3/10/06 W - Illinois (3) 61-56
Semifinals
 3/11/06 L - Iowa (2) 48-53

2007 (1-1) - CHICAGO - NO. 7 SEED

First Round
 3/8/07 W - Northwestern (10) 62-57
Quarterfinals
 3/9/07 L - Wisconsin (2) 57-70

2008 (1-1) - INDIANAPOLIS - NO. 4 SEED

Quarterfinals
 F3/14/08 W - Ohio State (5) 67-60
Semifinals
 3/15/08 L - Wisconsin (1) 63-65

2009 (1-1) - INDIANAPOLIS - NO. 1 SEED

Quarterfinals
 3/13/09 W - Minnesota (8) 64-56
Semifinals
 3/14/09 L - Ohio State (5) 70-82

2010 (0-1) - INDIANAPOLIS - NO. 3 SEED

Quarterfinals
 3/13/09 L - Minnesota (6) 67-72 OT

2011 (2-1) - INDIANAPOLIS - NO. 7 SEED

First Round
 3/10/11 W - Iowa (10) 66-61
Quarterfinals
 3/11/11 W - Purdue (2) 74-56
Semifinals
 3/12/11 L - Penn State (6) 48-61

2012 (3-0) - INDIANAPOLIS - NO. 1 SEED CHAMPIONS

Quarterfinals
 3/9/12 W - Iowa (8) 92-75
Semifinals
 3/10/12 W - Wisconsin (4) 74-56
Finals
 3/11/12 W - Ohio State (3) 68-64

2013 (1-1) - CHICAGO - NO. 3 SEED

Quarterfinals
 3/15/13 W - Iowa (6) 59-56
Semifinals
 3/16/13 L - Ohio State (2) 58-61

2014 (3-0) - INDIANAPOLIS - NO. 3 SEED CHAMPIONS

Quarterfinals
 3/14/14 W - Northwestern (11) 67-51
Semifinals
 3/15/14 W - Wisconsin (2) 83-75
Finals
 3/16/14 W - Michigan (1) 69-55

2015 (2-1) - CHICAGO - NO. 3 SEED

Quarterfinals
 3/13/15 W - Ohio State (6) 76-67
Semifinals
 3/14/15 W - Maryland (2) 62-58
Finals
 3/15/15 L - Wisconsin (1) 69-80 (OT)

2016 (3-0) - INDIANAPOLIS - NO. 2 SEED CHAMPIONS

Quarterfinals
 3/11/16 W - Ohio State (7) 81-54
Semifinals
 3/12/16 W - Maryland (3) 64-61
Finals
 3/13/16 W - Purdue (4) 66-62

2017 (1-1) - WASHINGTON - NO. 5 SEED

Second Round
 3/9/17 W - Penn State (13) 78-51
Quarterfinals
 3/10/17 L - Minnesota (4) 58-63

2018 (1-1) - NEW YORK - NO. 1 SEED

Quarterfinals
 3/2/18 W - Wisconsin (9) 63-60
Semifinals
 3/3/18 L - Michigan (5) 64-75

2019 (3-0) - CHICAGO - NO. 1 SEED CHAMPIONS

Quarterfinals
 3/15/19 W - Ohio State (6) 77-70
Semifinals
 3/16/19 W - Wisconsin (4) 67-55
Finals
 3/17/19 W - Michigan (3) 65-60

2021 (0-1) - INDIANAPOLIS - NO. 9 SEED

Second Round
 3/15/21 L - Maryland (8) 57-68

2022 (2-1) - INDIANAPOLIS - NO. 7 SEED

Second Round
 3/10/22 W - Maryland (10) 76-72
Quarterfinals
 3/11/22 W - Wisconsin (2) 69-63
Semifinals
 3/12/22 L - Purdue (3) 70-75

2023 (0-1) - CHICAGO - NO. 4 SEED

Quarterfinals
 3/10/23 L - Ohio State (13) 58-68

2024 (1-1) - MINNEAPOLIS - NO. 8 SEED

Second Round
 3/14/24 W - Minnesota (9) 77-67
Quarterfinals
 3/15/24 L - Purdue (1) 62-67

2025 (1-1) - INDIANAPOLIS - NO. 1 SEED

Quarterfinals
 3/14/25 W - Oregon (8) 74-64
Semifinals
 3/15/25 L - Wisconsin (5) 74-77



2025-26 MICHIGAN STATE NUMERICAL ROSTER

Table with columns: No., Name, Pos., Ht., Wt., Yr., Hometown / High School. Lists 19 players including Jaxon Kohler, Jeremy Fears Jr., Kur Teng, Cam Ward, Jordan Scott, Kaleb Glenn, Trey Fort, Denham Wojcik, Carson Cooper, Nick Sanders, Jesse McCulloch, Brennan Walton, Colin Walton, Coen Carr, and Divine Ugochukwu.

Head Coach: Tom Izzo (31st season - 762-308 career record)
Associate Head Coach: Doug Wojcik (8th season)
Assistant Coach: Saddi Washington (2nd season)
Assistant Coach: Thomas Kelley (4th season)
Assistant Coach: Jon Borovich (4th season)
Assistant Coach: Austin Thornton (5th season)
Chief of Staff: Garrett Briningstool
Director of Basketball Operations: Andrew Henk
Video Coordinator: Colin Donnelly
Athletic Trainer: Nick Richey
Equipment Manager: Dave Pruder
Strength and Conditioning Coach: Dr. Lorenzo Guess

PRONUNCIATION GUIDE

Jaxon Kohler.....JAX-n KOH-ler
Jesse McCullochMick-CUL-uh
Kur TengKER Teng
Divine Ugochukwu.....oo-go-CHOOK-woo
Denham WojcikWO-jick

THE STARTING FIVE

1. Michigan State in the Big Ten Tournament

The Spartans are looking to capture their seventh Big Ten Tournament championship, as they are the only Big Ten team with six tournament titles ... In 27 previous years of the Big Ten Tournament, MSU has a record of 36-21 ... The Spartans won the tournament in 1999, 2000, 2012, 2014, 2016 and 2019, and lost in the quarterfinals in 1998, 2001, 2002, 2005, 2007, 2010, 2017 and 2024 ... MSU lost in the semifinals in 2003, 2004, 2006, 2008, 2009, 2011, 2013, 2018, 2022 and 2025, and dropped the 2015 title game in overtime.

2. MSU as a No. 3 Seed

This is the sixth time Michigan State has entered the Big Ten Tournament as the No. 3 seed ... MSU was the No. 3 seed in 2004, 2010, 2013, 2014 and 2015 ... The Spartans have a 7-4 record all-time as the tournament's No. 3 seed ... Michigan State won the tournament (Indianapolis) in 2014 as a No. 3 seed and reached the finals in 2015, losing to Wisconsin in overtime ... MSU is 3-2 as a No. 3 seed when the Big Ten Tournament is played in Chicago.

3. Michigan State in March

Michigan State has a 128-61 (.677) in March since the 1998-99 season ... For his career, Head Coach Tom Izzo is 135-67 (.668) in Coach Izzo calls his favorite month of the year.

4. About the Spartans

Michigan State enters Friday's Big Ten Tournament Quarterfinal game with a 25-6 overall record, including a 15-5 mark in the Big Ten Conference ... The Spartans are No. 8 in the latest Associated Press Top 25 and ESPN Coaches polls ... MSU is No. 11 in the NCAA Net Rankings and No. 10 per KenPom ... Through 31 games, MSU has four players scoring in double figures and eight averaging at least 5.0 ppg ... Jeremy Fears Jr., who leads the team with 32.0 minutes played, leads the team with 15.5 ppg and is handing out 9.1 assists per game, first in Division I ... His 281 total assists rank No. 1 in the country ... His 8.8 apg in Big Ten games tied the season record of 8.8 set last year by Purdue's Braden Smith ... Jaxon Kohler is second on the team in scoring with 12.8 ppg and tops the team with 9.1 rpg (2nd B1G, #29 nationally) ... Kohler ranks No. 23 nationally with 12 double-doubles this season & has scored in double figures 23 times ... His 9.1 rebounds are the most since Xavier Tillman Sr. had 10.3 in 2019-20 ... Coen Carr, one of the most athletic players in all of college basketball, is third on the team with 11.5 ppg, third on the team with 5.3 rpg and 1.2 apg in 29.1 mpg ... Carson Cooper, who had 16 points and a career-best 16 rebounds vs. Duke and scored a career-high 20 points against Ohio State, is playing a career-high 26.4 minutes per game, is fourth on the team with 10.7 ppg and second with 7.1 rpg, ninth in the B1G ... He has scored in double figures 18 times ... Jordan Scott is averaging 5.9 ppg and 3.0 rpg in 20.4 mpg (7.4 ppg and 2.9 rpg in 22.9 mpg in B1G) and Cam Ward is averaging 5.1 ppg and is fourth on the team with 4.3 rpg ... Kur Teng, who scored a career-high 18 points at Indiana, is averaging 7.5 ppg and 2.1 rpg, while senior guard Trey Fort is tallying 3.7 ppg, redshirt freshman Jesse McCulloch is averaging 2.4 ppg and 1.3 rpg and senior guard Denham Wojcik averages 1.3 assists in 5.8 minutes ... Divine Ugochukwu, out for the season with a left foot injury, averaged 5.1 ppg, 1.5 rpg and 1.6 apg in 16.9 mpg in 22 games.

5. Have No Fears

MSU Head Coach Tom Izzo has used the name Mateen Cleaves when referring to redshirt sophomore guard Jeremy Fears Jr. ... Cleaves, of course, was one of Izzo's first point guards, a leader on the 2000 NCAA Championship team and led MSU all-time in assists until Cassius Winston broke the record in 2019 ... Fears has been the leader for the Spartans this year ... He handed out a then career-best 13 assists in a win over then-No. 12 Kentucky, matched that number in a loss to then-No. 4 Duke and broke both those games with 17 assists against Maryland – a career-best and the second-most in a single game in MSU history ... When he handed out 15 against Illinois, he became the first player in MSU history with two games of at least 15 assists ... He has nine double-doubles and 12 games with at least 10 dimes ... Fears ranks first in Division I with 9.1 assists per game and has handed out a nation's-best 281 total assists ... He is No. 1 in the country in assist rate at 52.4 percent (per KenPom) ... When he handed out 11 at Minnesota, he became one of 10 players in MSU history with at least 200 in a season and the first since Winston in 2018-19 (291) ... He handed out 10 vs. UCLA, his fourth-straight game with at least 10, the first major conference player to hand out at least 10 in four-straight games since North Carolina State's Markell Johnson did so in 2018 ... His current total of 281 assists ranks as the second-best single-season mark at Michigan State and he needs 11 more to pass Cassius Winston (291, 2018-19) for the school record ... Per CBBAnalytics, Fears has scored or assisted on 58.6 percent of MSU's points when he is on the floor (1,160 of 1,979).



AT A GLANCE

2025-26 RECORD
25-6

2025-26 BIG TEN RECORD
15-5

AP / COACHES
8 / 8

NET / KENPOM / BPI
11 / 9 / 13

LAST GAME
L, 90-80, at No. 3 Michigan

HEAD COACH (YR.)
Tom Izzo (31st)

ASSOCIATE HEAD COACH
Doug Wojcik (8th Year)

ASSISTANT COACHES
Saddi Washington (2nd Year)
Thomas Kelley (4th Year)
Jon Borovich (4th Year)
Austin Thornton (5th Year)

BY THE NUMBERS

| | |
|----------------|-------|
| PPG | 78.8 |
| SCORING MARGIN | +11.0 |
| FG% | 47.1 |
| 3-PT FG% | 35.5 |
| FT% | 76.2 |
| APG | 18.3 |
| A/TO | 1.6 |
| REB. MARGIN | +11.7 |
| TO MARGIN | -1.5 |
| SPG | 5.2 |
| BPG | 4.2 |



0 Jaxon Kohler

Sr. - 6-10 - 245

One of four team captains ... Head Coach Tom Izzo has referred to him as a post player in the mold of former Spartan standout Zach Randolph ... Has good hands and tremendous footwork ... Has developed into a deft scorer in the post and emerged late last season as a floor-stretching outside threat ... A multi-dimensional scorer who can score in a variety of ways from the low and high post or short-corner areas ... A very good passer with a high basketball IQ.

| PPG | RPG | FG% | 3FG% | MPG |
|------|-----|------|------|------|
| 12.8 | 9.1 | 51.4 | 39.5 | 27.8 |



1 Jeremy Fears Jr.

R-So. - 6-2 - 190

One of four team captains ... Coming off his first full summer of workouts after his freshman year was cut short and enters the season with a renewed confidence in his game ... Head Coach Tom Izzo likens his leadership skills to former Spartans Mateen Cleaves and Kalin Lucas ... A tough, hard-nosed player with a great build ... Great passing ability and exceptional court vision ... A scoring guard who can get to the basket and to the foul line ... Has worked on his jump shot and 3-point shooting extensively during the summer ... Can play multiple positions.

| PPG | RPG | APG | FG% | MPG |
|------|-----|-----|------|------|
| 15.5 | 2.4 | 9.1 | 44.3 | 32.0 |



2 Kur Teng

So. - 6-5 - 200

Izzo refers to him as an OKG, "Our Kinda Guy" ... Has a body and build ready to play in the Big Ten ... A strong shooter with a good mid-range and long-range game ... Coming off a strong summer and preseason and plays with confidence.

| PPG | RPG | FG% | 3FG% | MPG |
|-----|-----|------|------|------|
| 7.5 | 2.1 | 38.7 | 38.2 | 17.3 |



3 Cam Ward

Fr. - 6-9 - 230

A four-star prospect from suburban Maryland, just outside of Washington, D.C. ... A physical force ... Can get downhill and to the rim ... Can play either forward spot ... Coach Izzo describes him as a winner (two-straight state titles at Largo) who carries himself with toughness ... Coaches call him an Antonio Smith-type player.

| PPG | RPG | APG | FG% | MPG |
|-----|-----|-----|------|------|
| 5.1 | 4.3 | 0.3 | 57.1 | 15.2 |



6 Jordan Scott

Fr. - 6-8 - 200

A four-star forward from Northern Virginia ... Coaches feel he could make an early impact ... Made great progress during the summer on the defensive end and Coach Izzo refers to him as a Max Christie-type player ... Provides MSU with length (6-9 wingspan) and outside shooting ... Has a smoothness to his game ... Both of his parents played college basketball.

| PPG | RPG | APG | FG% | MPG |
|-----|-----|-----|------|------|
| 5.9 | 3.0 | 1.1 | 41.5 | 20.4 |



8 Kaleb Glenn

Jr. - 6-7 - 215

A transfer from Florida Atlantic who joined the Michigan State program in June, 2025 ... Suffered an injury during summer workouts and will miss the 2025-26 season ... A big, physical wing who can also play some power forward and will provide defensive flexibility ... Averaged 12.6 ppg, 4.8 rpg, shot 53.1% FG, 41.0% 3FG and was named Second Team All-American Athletic Conference ... Also made better than 40 percent of his 3-point attempts last season.

| PPG | RPG | FG% | 3FG% | MPG |
|-----|-----|-----|------|-----|
| - | - | - | - | - |



9 Trey Fort

Sr. - 6-4 - 200

Joins the Spartans after spending the 2024-25 season at Samford ... A 24-year old who brings experience and maturity ... One of the strongest players on the team ... Scoring guard who can shoot and is very athletic ... Took part in the team's dunk contest at MSU Madness.

| PPG | RPG | APG | FG% | MPG |
|-----|-----|-----|------|-----|
| 3.7 | 1.2 | 0.6 | 32.7 | 9.9 |



10 Denham Wojcik

Grad - 6-3 - 195

A transfer from Harvard ... The son of Associate Head Coach Doug Wojcik ... A veteran who brings experience to the roster ... Can run the team ... Earned his bachelor's degree in economics from Harvard ... Pursuing a master's degree in finance from Michigan State's Broad School of Business.

| PPG | RPG | APG | FG% | MPG |
|-----|-----|-----|------|-----|
| 0.4 | 0.2 | 1.3 | 25.0 | 5.8 |



15 Carson Cooper

Sr. - 6-11 - 245

One of four team captains ... A versatile center who has the ability to stretch the floor and has great ball skills ... Can use his speed and athleticism to take more traditional centers off the dribble ... Has the second-longest wingspan on the team (7-5) ... Strong ball-screen defender and rebounder ... Has improved his free throw shooting from 47% as a freshman to 74% as a junior ... A former all-state high school goalkeeper in soccer who also has the ability to be a solid rim protector ... Look for him to continue to develop and fill out his body ... Enrolled in Michigan State's Broad School of Business.

| PPG | RPG | BPG | FG% | MPG |
|------|-----|-----|------|------|
| 10.7 | 7.1 | 1.0 | 57.2 | 26.4 |



20 Nick Sanders

Sr. - 5-11 - 185

Joined the Michigan State program in August 2022 as a walk-on ... Awarded a scholarship during the summer ... Shooting guard with the ability to stretch the defense from three-point range ... Son of Hall of Fame running back Barry Sanders.

| PPG | RPG | APG | FG% | MPG |
|-----|-----|-----|------|-----|
| 0.5 | 0.1 | 0.1 | 33.3 | 1.6 |



35 Jesse McCulloch

R-Fr. - 6-11 - 245

Sat out last season but played a critical role on the scout team ... A 4-star recruit who the coaches feel has a lot of upside ... Coaches love his energy and passion to be at Michigan State ... A good shooter and a very good communicator on the floor ... Can be an inside-outside presence similar to senior Jaxon Kohler ... Comes from a winning program in Cleveland, winning three state titles.

| PPG | RPG | BPG | FG% | MPG |
|-----|-----|-----|------|-----|
| 2.4 | 1.3 | 0.2 | 46.8 | 7.5 |




40 Brennan Walton

R-Fr. - 6-8 - 230

Joined the program in the summer of 2024 along with his twin brother ... Had the option to pursue other Division I opportunities but joined MSU as a walk-on ... Strong work ethic and good basketball IQ ... Father, Hedlum, played basketball at Alma College

| PPG | RPG | APG | FG% | MPG |
|-----|-----|-----|------|-----|
| 0.5 | 0.4 | 0.0 | 50.0 | 1.4 |



43 Colin Walton

R-Fr. - 6-8 - 230

Joined the program in the summer of 2024 along with his twin brother ... Had the option to pursue other Division I opportunities but joined MSU as a walk-on ... Strong work ethic and good basketball IQ ... Father, Hedlum, played basketball at Alma College

| PPG | RPG | APG | FG% | MPG |
|-----|-----|-----|-----|-----|
| 0.3 | 0.3 | 0.0 | 100 | 1.3 |




55 Coen Carr

Jr. - 6-6 - 230

One of four team captains ... One of the most athletic players in all of college basketball ... An elite athlete and dunker ... Can use his strength and frame to his advantage ... A lefty who has the ability to change the game in transition ... Height, strength, and athleticism aid him on the defensive end ... Worked hard on his jump shot and 3-point shooting over the summer and will continue to see that develop over time ... A "Tom Izzo basketball player" in that he plays hard, is tough and elite in transition ... 39-inch vertical, 51 1/2-inch on the run.

| PPG | RPG | APG | FG% | MPG |
|------|-----|-----|------|------|
| 11.5 | 5.3 | 1.2 | 50.4 | 29.1 |



99 Divine Ugochukwu

So. - 6-3 - 195

A transfer from the University of Miami ... Joined the Spartans in June, 2025 ... Can play multiple guard positions ... Arrives with experience starting after his first season of college ... An improved shooter from distance who can attack with his quickness ... The first player in Michigan State history to wear the number 99 ... Out for the season with a left foot injury.

| PPG | RPG | APG | 3FG% | MPG |
|-----|-----|-----|------|------|
| 5.0 | 1.5 | 1.6 | 44.2 | 16.1 |

**OF NOTE**

» *The Spartans have nine Quad 1 wins, one of only six teams nationally with at least nine.*

» Michigan State is ranked No. 11 nationally in the NCAA NET Rankings, No. 9 per KenPom and No. 13 in the ESPN Basketball Power Index (BPI).

» Michigan State is ranked No. 8 in the country in adjusted defensive efficiency, per Ken Pom.

» *MSU ranks No. 3 in the country in rebound margin (+11.7), No. 26 in field goal percentage defense (40.6%), No. 12 in assists (18.3 apg) and No. 13 in fast break points (16.3 ppg)*

» Redshirt sophomore guard Jeremy Fears Jr. was named a Third Team All-American by The Sporting News and earned First Team All-Big Ten honors.

» MSU's Core Four (Carson Cooper, Jaxon Kohler, Coen Carr and Jeremy Fears Jr.) are averaging a combined 49.9 ppg, 24.0 rpg and 12.9 apg ... They have accounted for 63.4% of the team's points (1,497 of 2,362), 59.5% of the team's rebounds (719 of 1,209) and 70.2% of the team's assists (387 of 551).

» This is the fifth time MSU has entered the Big Ten Tournament as the No. 3 seed (2004, 2010, 2013, 2015) ... The Spartans have 4-4 record as the tournament's No. 3 seed.

FEARS NAMED THIRD TEAM ALL-AMERICAN BY THE SPORTING NEWS

» Redshirt sophomore guard Jeremy Fears Jr. was named a Third Team All-American by The Sporting News, announced on Wednesday morning.

» Fears becomes Michigan State's first All-American selection since Cassius Winston was a Consensus Second Team All-American in 2020. He is the 26th player in program history to earn an All-American honor and the 10th player to be named an All-American under Head Coach Tom Izzo.

FEARS, KOHLER EARN ALL-BIG TEN HONORS

» Redshirt sophomore guard Jeremy Fears Jr. was named All-Big Ten Conference First Team and senior forward Jaxon Kohler earned All-Big Ten Honorable Mention honors by the league's coaches, announced on March 10 by the conference office.

» Senior center Carson Cooper was the team's Big Ten Sportsmanship Award honoree.

» Fears is the first Michigan State player to be selected All-Big Ten Conference First Team since Cassius Winston in 2020 ... One of the team's captains, Fears leads Michigan State in scoring with 15.3 points per game, No. 16 in the Big Ten Conference, and in assists, with 9.1 per game, which not only ranks first in the Big Ten but is No. 1 in the country ... He ranks fifth in the Big Ten in free throw percentage (89.0%) and second in assist-to-turnover ratio (4.13).

» In Big Ten-only games, Fears finished 11th in the league in scoring with 17.6 ppg, while leading the league with 8.8 apg in 20 games ... His 8.8 average during in-conference ties the league record set by Purdue's Braden Smith last year.

» Nationally, Fears leads the country in assists per game (9.1), total assists (281), is fourth in assist-to-turnover ratio (4.13) and ranks No. 29 in free throw percentage (89.0%) ... His current total of 281 assists is the second-best single-season mark in Michigan State history and he needs just 11 more to pass Cassius Winston's school record of 291, set in 2018-19.

» He is the only player in the country averaging at least 15.0 points and 9.0 assists per game.

» Kohler, meanwhile, has been among the leaders in the Big Ten and nationally in rebounding ... He is second on the team in scoring (12.8 ppg) and leads MSU with 9.1 rebounds per game, which is second in the conference and No. 29 in the country ... Kohler is No. 27 in the country in total rebounds, ranks 42nd in defensive rebounds per game (6.0), 46th in offensive rebounds per game (3.1) and 25th nationally in double-doubles with 12 this season.

» One of the team's four captains, Kohler has scored in double figures 22 times, led the team in scoring seven times and has two games with at least 20 points, including tying his career-high with 23 points in the regular season finale at Michigan ... In addition, he has 13 games with at least 10 rebounds and became the first player under MSU Head Coach Tom Izzo to record five-straight double-doubles.

» He is one of only two Division I players averaging at least 12.0 ppg and 9.0 rpg while shooting at least 50.0 percent from the floor and 39.0 percent from 3-point land.

2025-26 ALL-BIG TEN MEN'S BASKETBALL TEAMS (COACHES)**PLAYER OF THE YEAR**

Yaxel Lendeborg, Michigan

DEFENSIVE PLAYERS OF THE YEAR

Aday Mara, Michigan

FRESHMAN OF THE YEAR

Keaton Wagler, Illinois

SIXTH MAN OF THE YEAR

Braden Frager, Nebraska

COACH OF THE YEAR

Fred Hoiberg, Nebraska

HOWARD MOORE ASSISTANT COACH OF THE YEAR AWARD

Sharif Chambliss, Wisconsin

FIRST TEAM

Keaton Wagler, Illinois
Yaxel Lendeborg, Michigan
Jeremy Fears Jr., Michigan State
Pryce Sandfort, Nebraska
Braden Smith, Purdue

SECOND TEAM

Lamar Wilkerson, Indiana
Bennett Stirtz, Iowa
Nick Martinelli, Northwestern
Bruce Thornton, Ohio State
Nick Boyd, Wisconsin

THIRD TEAM

Morez Johnson Jr., Michigan
Aday Mara, Michigan
Tyler Bilodeau, UCLA
Hannes Steinbach, Washington
John Blackwell, Wisconsin

HONORABLE MENTION

David Mirkovic, Illinois
Jaxon Kohler, Michigan State
Cade Tyson, Minnesota
Sam Hoiberg, Nebraska
Rienk Mast, Nebraska
Trey Kaufman-Renn, Purdue
Donovan Dent, UCLA

ALL-FRESHMAN TEAM

David Mirkovic, Illinois
KEATON WAGLER, Illinois
Trey McKenney, Michigan
Braden Frager, Nebraska
Hannes Steinbach, Washington

ALL-DEFENSIVE TEAM

Kylan Boswell, Illinois
Morez Johnson Jr., Michigan
Yaxel Lendeborg, Michigan
Aday Mara, Michigan
Sam Hoiberg, Nebraska

2025-26 Big Ten Sportsmanship Award Honorees

Jake Davis, ILL; Conor Enright, IND; Bennett Stirtz, IOWA; Collin Metcalf, MD; Will Tschetter, MICH; **Carson Cooper, MSU**; Bobby Durkin, MINN; Rienk Mast, NEB; Nick Martinelli, NU; Bruce Thornton, OSU; Sean Stewart, ORE; Josh Reed, PSU; Liam Murphy, PUR; Jahmichael Davis, RU; Tyler Bilodeau, UCLA; Terrance Williams II, USC; Zoom Diallo, WASH; Isaac Gard, WIS.

2025-26 ALL-BIG TEN MEN'S BASKETBALL TEAMS (MEDIA)**PLAYER OF THE YEAR**

Yaxel Lendeborg, Michigan

FRESHMAN OF THE YEAR

Keaton Wagler, Illinois

COACH OF THE YEAR

Dusty May, Michigan

FIRST TEAM

Keaton Wagler, Illinois
Bennett Stirtz, Iowa
YAXEL LENDEBORG, Michigan
Jeremy Fears Jr., Michigan State
Braden Smith, Purdue

SECOND TEAM

Morez Johnson Jr., Michigan
Pryce Sandfort, Nebraska
Nick Martinelli, Northwestern
Bruce Thornton, Ohio State
Nick Boyd, Wisconsin

THIRD TEAM

Lamar Wilkerson, Indiana
Aday Mara, Michigan
Tyler Bilodeau, UCLA
Hannes Steinbach, Washington
John Blackwell, Wisconsin

HONORABLE MENTION

Kylan Boswell, Illinois
David Mirkovic, Illinois
Elliot Cadeau, Michigan
Jaxon Kohler, Michigan State
Cade Tyson, Minnesota
Sam Hoiberg, Nebraska
Rienk Mast, Nebraska
John Mobley Jr., Ohio State
Trey Kaufman-Renn, Purdue
Tariq Francis, Rutgers
Donovan Dent, UCLA

**Unanimous selections in ALL CAPS
*Additional honorees due to ties**



ABOUT THE SPARTANS

- » Michigan State enters Friday's Big Ten Tournament Quarterfinal game with a 25-6 overall record, including a 15-5 mark in the Big Ten Conference.
- » The Spartans are No. 8 in the latest Associated Press Top 25 and ESPN Coaches polls.
- » MSU is No. 11 in the NCAA Net Rankings and No. 9 per KenPom.
- » Through 31 games, MSU has four players scoring in double figures and eight averaging at least 5.0 ppg.
- » Jeremy Fears Jr., who leads the team with 32.0 minutes played, leads the team with 15.5 ppg and is handing out 9.1 assists per game, tops the nation ... His 281 total assists rank No. 1 in the country ... His 8.8 apg in Big Ten games tied the season record of 8.8 set last year by Purdue's Braden Smith.
- » Jaxon Kohler is second on the team in scoring with 12.8 ppg and tops the team with 9.1 rpg (2nd B1G, #29 nationally) ... Kohler ranks No. 23 nationally with 12 double-doubles this season & has scored in double figures 23 times ... His 9.1 rebounds are the most since Xavier Tillman Sr. had 10.3 in 2019-20.
- » Coen Carr, one of the most athletic players in all of college basketball, is third on the team with 11.5 ppg, third on the team with 5.3 rpg and 1.2 apg in 29.1 mpg.
- » Carson Cooper, who had 16 points and a career-best 16 rebounds vs. Duke and scored a career-high 20 points against Ohio State, is playing a career-high 26.4 mpg, is fourth on the team with 10.7 ppg and second with 7.1 rpg, ninth in the B1G ... He has scored in double figures 18 times.
- » Jordan Scott is averaging 5.9 ppg and 3.0 rpg in 20.4 mpg (7.4 ppg and 2.9 rpg in 22.9 mpg in B1G) and Cam Ward is averaging 5.1 ppg and is fourth on the team with 4.3 rpg.
- » Kur Teng, who scored a career-high 18 points at Indiana, is averaging 7.5 ppg and 2.1 rpg, while senior guard Trey Fort is tallying 3.7 ppg, redshirt freshman Jesse McCulloch is averaging 2.4 ppg and 1.3 rpg and senior guard Denham Wojcik averages 1.3 assists in 5.8 minutes ... Divine Ugochukwu, out for the season with a left foot injury, averaged 5.1 ppg, 1.5 rpg and 1.6 apg in 16.9 mpg in 22 games.

THE FEARS FACTOR

- » MSU Head Coach Tom Izzo refers to his point guards as the head of the snake and that if the head falls, the body falls ... Redshirt sophomore guard Jeremy Fears has been the head of the snake this season.
- » Not only leading the country in assists (281) and assists per game (9.1), Fears has been one of the most important players in the MSU rotation.
- » Per CBBAnalytics, Fears has scored or assisted on 58.7 percent of MSU's points when he is on the floor (1,160 of 1,979).
- » Fears leads the country in points created per 40 minutes (46.7), per CBBAnalytics.
- » In addition, he ranks No. 7 nationally (again, thanks CBB Analytics) is assister-scoring combos, connecting with Coen Carr on baskets 63 times, including 40 dunks (17 alley-oop dunks), which is 63.5 percent of their connections.

COOPER'S HAWK

- » Senior center Carson Cooper is another fourth-year player for the Spartans playing the best basketball of his career.
- » Cooper has gone from averaging 1.6 points and 0.9 rebounds in 6.6 minutes as a freshman to now, as a senior, averaging more than 25 minutes per game while scoring 10.7 ppg and grabbing 7.1 rpg, which is second on the team and ninth in the Big Ten.

Carson Cooper Career

| | 2022-25 | 2025-26 |
|------|---------|---------|
| PPG | 3.4 | 10.7 |
| RPG | 3.7 | 7.1 |
| FG % | 59.1% | 57.2% |
| FT % | 66.9% | 77.5% |

THE KOHLER EFFECT

- » Senior forward Jaxon Kohler has been one of the most consistent performers for the Spartans this year ... He is second on the team in scoring at 12.8 ppg, second in the Big Ten with 9.1 rebounds per game and ranks No. 25 nationally with 12 double-doubles this year.

Jaxon Kohler Last 2 Seasons

| | 2024-25 | 2025-26 |
|----------------|---------|---------|
| PPG | 7.8 | 12.8 |
| 3PT FG % | 37.3% | 39.5% |
| 3PT FGA/G | 1.4 | 4.2 |
| RPG | 7.5 | 9.1 |
| Double-Doubles | 8 | 12 |

SENIOR CLASS MAKES ITS MARK

- » Michigan State Head Coach Tom Izzo reflected on the success of his senior class – which is led by three fourth-year seniors, Carson Cooper, Jaxon Kohler and Nick Sanders – during their time on campus.
- » Entering Friday's game in the Big Ten Tournament, the trio has helped lead MSU to a 55-13 (.809) record in the last two years, including a 25-6 mark this season.
- » In two-year spans under Izzo, MSU's 55 wins are the sixth-most in his 31 years at the helm of the program ... The team's .809 win percentage is the third-best among those two seasons.

Best Two-Year Records Under Tom Izzo

| | |
|-------------------------|---------------------|
| 1998-99, 1999-2000 | 65-12 (.844) |
| 2017-18, 2018-19 | 62-12 (.838) |
| 2008-09, 2009-10 | 59-15 (.797) |
| 2013-14, 2014-15 | 56-21 (.727) |
| 2014-15, 2015-16 | 56-18 (.757) |
| 2024-25, 2025-26 | 55-13 (.809) |

CORE FOUR

- » MSU Head Coach Tom Izzo has said that the success of the Spartans this season would largely depend on the team's captains, seniors Carson Cooper and Jaxon Kohler, junior Coen Carr and redshirt sophomore Jeremy Fears Jr.
- » Through 31 games, the team's core four are averaging a combined 50.5 ppg, 23.9 rpg and 12.9 apg
- » They have accounted for 64.2% of the team's points (1,567 of 2,442), 59.8% of the team's rebounds (742 of 1,241) and 70.8% of the team's assists (401 of 567).

DEFEND, REBOUND AND RUN

- » One of the staples of Tom Izzo-coached teams in his 30-plus years at the helm of the Michigan State program are to defend, rebound and run.
- » Michigan State, with the exception of the 2023-24 season, has been +3.0 per game or better in rebounding margin over the last 20 seasons, with their +6.8 rebounding margin per game total in that time being the second-best in Division I in that time.
- » The Spartans have a +7.2 paint point per game differential since the start of 2023-24, which is also the best in the B1G during that time.
- » MSU is also a team that likes to get out and run and the Spartans are averaging 15.9 fastbreak PPG since the start of last season, which is the highest mark among high-major Division I in that time.
- » The Spartans are averaging 16.3 fast break points per game this year, No. 13 nationally and tops in the Big Ten.

KenPom.com Defensive Ratings

| | |
|-----------------------|------|
| Adjusted Efficiency | 8th |
| Effective FG% Defense | 42nd |
| 3-PT FG% Defense | 84th |
| 2-PT FG% Defense | 39th |
| Block % | 20th |
| Offensive Rebound % | 1st |

HIGHEST REBOUND PER GAME DIFFERENTIAL – LAST 20 YEARS

| | |
|-----------------------|-------------|
| NORTH CAROLINA | +7.5 |
| MICHIGAN STATE | +6.8 |
| Gonzaga | +6.4 |

HIGHEST PAINT POINT PER GAME DIFFERENTIAL – B1G TEAMS SINCE START OF 2023-24

| | |
|-----------------------|-------------|
| MICHIGAN STATE | +7.2 |
| Indiana | +5.2 |
| Purdue | +4.8 |
| Nebraska | +4.7 |

MOST FAST BREAK POINTS PER GAME – MAJOR CONFERENCE TEAMS SINCE START OF 2024-25

| | |
|-----------------------|-------------|
| MICHIGAN STATE | 15.9 |
| Florida | 15.7 |
| Arkansas | 15.6 |

>>Through games played March 10



ANYONE, ANYTIME, ANYWHERE

» Tom Izzo has consistently played one of the toughest schedules in America ... With a willingness to play at home, on the road or a neutral site, his list of regular-season non-conference opponents reads like a who's who of top college basketball programs.

IMPRESSIVE START FOR SPARTANS

» Michigan State's challenging schedule during the 2025-26 season provided opportunities for the Spartans as well. » The Spartans have eight Quad 1 wins, one of only 12 schools with at least eight, and a combined 15 wins over Quad 1, one of only 10 schools nationally with at least 15 among Q1/2.

Table with 2 columns: Year, Wins. Sub-headers: Best Starts Under Tom Izzo, Best 21-game starts, Best 22-game starts.

NATIONAL RANKS

Michigan State in the NCAA National Ranks:

Table with 3 columns: Rank, Metric, Value. Metrics include Rebound Margin, Assists per game, Fast Break points, etc.

Table with 3 columns: Player Name, Metric, Value. Metrics include Assists, Assists/game, Assist/TO ratio, etc.

FEARS SELECTED TO WOODEN AWARD, NAISMITH WATCH LISTS, REACHES COUSY AWARD FINAL 5

» Jeremy Fears Jr. has been named to several watch list for postseason awards this season. » He was one of 20 players selected to the Los Angeles Athletic Club's John R. Wooden Award® Men's Late Midseason Top 20 Watch List on Feb. 10, was one of 10 players selected to the Mid-Season Top-10 for the 2026 Bob Cousy Award, the Naismith Basketball Hall of Fame announced on Feb. 2 and was selected to the Naismith Trophy Men's College Player of the Year Late-Season Team, revealed on Feb. 19 by the Atlanta Tipoff Club.

He ranks first nationally in total assists, assists per game, No. 4 in assist/turnover ratio and is No. 30 nationally in free throw percentage.

COEN CARR NAMED TO JULIUS ERVING AWARD MID-SEASON TOP-10

» Junior forward Coen Carr was one of 10 players selected to the Mid-Season Top-10 for the 2026 Julius Erving Award, the Naismith Basketball Hall of Fame announced on Feb. 7. » The annual Julius Erving Award, named after the Class of 1993 Hall of Famer and 17-year professional basketball player, celebrates its 12th year by recognizing the top small forwards in Division I men's college basketball.

IZZO SELECTED TO NAISMITH MEN'S COLLEGE COACH OF THE YEAR WATCH LIST

» Michigan State men's basketball head coach Tom Izzo was selected to the Naismith Men's College Coach of the Year Watch List, released on Feb. 20 by the Atlanta Tipoff Club ... Izzo was one of 15 coaches selected to the watch list, including four from the Big Ten.

BRESLIN ADVANTAGE

» Michigan State has made the Breslin Center one of the toughest places to play under Head Coach Tom Izzo ... The Spartans were 15-2 at home this year, the only losses coming to No. 1 Duke (66-60) and a conference loss to Michigan (83-71). » In the last two years, the Spartans are 30-3 at home. » The Spartans have an all-time record of 502-78 (.866) at home since the Breslin Center opened in 1989, including a 270-61 (.816) in Big Ten play. » Under Head Coach Tom Izzo, the Spartans are 427-63 (.871) at the Breslin, a 228-48 (.826) conference record.

BACK-TO-BACK PLAYER OF THE WEEK HONORS FOR THE FLOOR GENERAL

» Jeremy Fears Jr. earned his second-straight Big Ten Player of the Week honor on Feb. 2. » Fears was named the Big Ten Player of the Week for the second-straight after back-to-back games where he broke his career-high scoring, averaging 30.0 points and 8.0 assists in two games ... He scored a then-career best 29 points (27 in the second half and overtime) at Rutgers and followed it up with 31 points and seven assists at home against Michigan. » His first Big Ten Player of the Week honor came on Jan. 27 after he averaged 15.5 points and 11.0 assists in games against Oregon and Maryland, the latter when he handed out 17 assists.

IZZO NAMES TEAM CAPTAINS

» Michigan State Head Coach Tom Izzo announced the team's captains on the first official day of practice in late September. » Seniors Carson Cooper and Jaxon Kohler, as well as junior forward Coen Carr and redshirt sophomore guard Jeremy Fears Jr. will serve as the team's captains. » This is just the fifth time (1998-99, 2004-05, 2005-06), and the first since 2009-10, that the Spartans will have four captains in Izzo's 31 seasons at the helm of the MSU program.

IZZO'S 31ST SEASON AT MICHIGAN STATE

» Michigan State Head Coach Tom Izzo is in his 31st season at the helm of the program he has been with for more than 40 years, including his time as an assistant coach. » In the last four years, Izzo has continued to add to his legacy with landmark wins. » When the Spartans beat Maryland on March 6, 2022, the win gave Izzo 663 overall wins for his career, passing Bob Knight of Indiana for the most overall wins by a Big Ten Head Coach. » On Jan. 30, 2024, the Spartans beat rival Michigan, 81-62, as Izzo became the first Big Ten head coach to reach the 700-win milestone at one school and the 38th Division I coach to reach 700 wins. » And on Feb. 15, 2025, MSU beat Illinois, 79-65, on the road for Izzo's 354th Big Ten Conference win, passing Knight for the most conference wins in league history. » In addition to leading the Spartans to a record 27-straight NCAA Tourna-



ment appearances, Izzo has guided MSU to eight Final Four appearances, 11 Big Ten regular season championships and six Big Ten Tournament titles.

WOJCIK, BOROVICH NAMED TO 2026 100 MOST IMPACTFUL MOST IMPACTFUL HIGH MAJOR ASSISTANT COACHES LIST

» MSU Associate Head Coach Doug Wojcik and assistant coach Jon Borovich were named to the list of 100 Most Impactful High Major Assistant Coaches for 2026 on Jan 12.

» Wojcik, in his eighth year on the Michigan State staff, is in his second season as the associate head coach for the Spartans.

» Last year, Wojcik was named the Big Ten Conference's Howard Moore Assistant Coach of the Year Award after helping guide the Spartans to the Big Ten regular season championship, winning the league by three games with a 17-3 conference record. MSU finished the season with a 30-7 overall record, reached the Elite Eight of the NCAA Tournament and ranked No. 7 in the Associated Press poll.

» Borovich is in his second stint with the Michigan State men's basketball program, returning to East Lansing in August 2022 and is in his second year as an assistant coach.

» Borovich, who started his coaching career at Michigan State as a graduate assistant from 2001-03 under Head Coach Tom Izzo, returned to East Lansing in August 2022 as the program's director of recruiting operations and was named an assistant coach in June 2024.

FORMER SPARTANS RETURN BACK TO PROGRAM

» A pair of former Michigan State men's basketball standouts are back on the bench of part of Head Coach Tom Izzo's program.

» In August, Goran Suton returned home to his alma mater and is in his first year as a graduate manager for the Spartans and in December, Raymar Morgan came back as a student assistant.

» Suton is one of three former graduate managers who returned to work for Head Coach Tom Izzo, joining current assistant coaches Jon Borovich and Austin Thornton.

» Suton played at Michigan State from 2005-09 and is one eight players all-time in program history to score at least 1,000 points and grab at least 800 rebounds ... As a senior in 2008-09, he was an All-Big Ten Second Team selection after averaging 10.4 points and 8.4 re-bounds in 32 games ... Suton helped lead the Spartans to the 2009 Final Four, was named the Most Outstanding Player of the NCAA Tournament Midwest Regional, averaging 19.5 points and 9.5 rebounds, and was selected to the Final Four All-Tournament Team, averaging 10.5 point and 9.0 rebounds ... Suton was selected by the Utah Jazz in the second round (No. 50) of the 2009 NBA Draft ... He played professionally overseas for 10 seasons, including stops in Russia, Italy, Croatia and Spain ... He earned his bachelor's degree from Michigan State in 2009 in retail.

» Morgan played for Izzo from 2006-10 and ranks 13th all-time at MSU with 1,597 career points ... He was a four-time All-Big Ten honoree, earning All-Freshman Team honors in 2007 (11.7 ppg, 5.2 rpg), second team honors in 2008 (14.0 ppg, 6.1 rpg), honorable mention as a junior (10.2 ppg, 5.3 rpg) third team in 2010 (11.3 ppg, 6.2 rpg) by the league's coaches ... Morgan was a captain in the 2009-10 team that reached the Final Four and was part of two Final Four teams at MSU ... He went on to play professionally for 13 years, including stops in Israel, Germany, Greece and Turkey ... Morgan is back to MSU, completing his bachelor's degree in communication.

GAMES STARTED

| | Streak | 24-25 | Career | B1G |
|------------------|--------|-------|--------|-----|
| Jeremy Fears Jr. | 45 | 36 | 67 | 39 |
| Jaxon Kohler | 65 | 34 | 65 | 40 |
| Trey Fort | - | 33 | 46 | - |
| Carson Cooper | 31 | - | 39 | 21 |
| Divine Ugochukwu | 8 | 16 | 28 | 9 |
| Coen Carr | 31 | 1 | 32 | 20 |
| Kaleb Glenn | - | 5 | 16 | - |
| Denham Wojcik | - | - | 16 | - |
| Kur Teng | - | 0 | 4 | 2 |
| Jordan Scott | 9 | - | 9 | 9 |

CAREER WINS – ACTIVE HEAD COACHES

| | | | |
|-----|-----------------|-----------------------|------------|
| 1. | John Calipari | Arkansas | 858 |
| 2. | Rick Barnes | Tennessee | 857 |
| 3. | Bill Self | Kansas | 838 |
| 4. | Kelvin Sampson | Houston | 825 |
| 5. | Dana Altman | Oregon | 792 |
| 6. | Rick Pitino | St.John's | 787 |
| 7. | Mark Few | Gonzaga | 771 |
| 8. | TOM IZZO | MICHIGAN STATE | 762 |
| 9. | Greg Kampe | Oakland | 731 |
| 10. | Steve Alford | Nevada | 720 |
| 11. | Lennie Acuff | Samford | 661 |
| 12. | Greg McDermott | Creighton | 645 |
| 13. | Scott Nagy | Southern Illinois | 607 |
| 14. | Herb Sendek | Santa Clara | 600 |
| 15. | Randy Bennett | St. Mary's | 589 |

through March 11, 2026 (min. five seasons as DI head coach)

COACHES WITH 700 WINS AT ONE SCHOOL

1. Jim Boeheim, 1,015, (Syracuse)
2. Dean Smith, 879, (North Carolina)
3. Adolph Rupp, 876, (Kentucky)
4. Jim Phelan, 830, (Mount St. Mary's)
5. Mark Few, 771, (Gonzaga)
6. **Tom Izzo, 762, (Michigan State)**
7. Ed Diddle, 759, (Western Kentucky)
8. Ray Meyer, 724, (DePaul)
9. Don Haskins, 719, (UTEP)

CONSECUTIVE SEASON AS ACTIVE DI HEAD COACH

| RANK | COACH | SCHOOL | TOTAL |
|------------|-----------------|-----------------------|----------------------|
| 1 | Greg Kampe | Oakland | 42 (27 DI) |
| 2 | Rick Barnes | Tennessee | 39 (all DI) |
| 3 | Dana Altman | Oregon | 37 (all DI) |
| 4 | Steve Alford | Nevada | 35 (34 NCAA / 31 DI) |
| T-5 | Lennie Acuff | Samford | 33 (31 NCAA / 7 DI) |
| T-5 | Bill Self | Kansas | 33 (all DI) |
| T-7 | Ron Hunter | Tulane | 32 (28 DI) |
| T-7 | Greg McDermott | Creighton | 32 (25 DI) |
| T-9 | TOM IZZO | MICHIGAN STATE | 31 (ALL DI) |
| T-9 | Scott Nagy | Wright State | 31 (All DI) |

includes 2025-26 season (min. five full seasons as DI head coach)

MOST D1 20-WIN SEASONS – ALL-TIME

| RANK | COACH | TOTAL | ACTIVE RANK |
|-------------|-----------------|-----------|-------------------|
| 1 | Mike Krzyzewski | 37 | |
| 2 | Jim Boeheim | 34 | |
| T-3 | John Calipari | 30 | 1st active |
| T-3 | Dean Smith | 30 | |
| T-5 | Bob Knight | 29 | |
| T-5 | Roy Williams | 29 | |
| T-7 | Bill Self | 28 | 2nd active |
| T-7 | Bob Huggins | 28 | |
| T-7 | Lute Olson | 28 | |
| T-10 | Dana Altman | 27 | T-3rd active |
| T-10 | Mark Few | 27 | T-3rd active |
| T-12 | Rick Barnes | 26 | T-5th active |
| T-12 | Kelvin Sampson | 26 | T-5th active |
| T-12 | Rick Pitino | 26 | T-5th active |
| T-15 | TOM IZZO | 25 | 8TH ACTIVE |
| T-15 | Eddie Sutton | 25 | |
| T-15 | Jerry Tarkanian | 25 | |
| 18 | Jim Calhoun | 24 | |
| T-19 | Lefty Driesell | 22 | |
| T-19 | Mike Montgomery | 22 | |

through March 11, 2026 (only includes seasons at DI level)



AGENT 99

» When the NCAA allowed players to wear jersey numbers that featured numbers higher than 5, college basketball started to see unique jerseys.
» Last year, the Spartans had a roster that included No. 7 Gehrig Normand and No. 8, Frankie Fidler ... This year, sophomore guard Divine Ugochukwu, a transfer from Miami, has worn No. 99.
» Per my research, Ugochukwu becomes the first player in Michigan State history to wear No. 99 (that wasn't hard), but he is one of only eight players at the Division I level to sport double 9's, joined by Devin McGlockton (Vanderbilt), Achor Achor (Mississippi State), Jordan Burks (UCF), Iaroslav Niagu (Jacksonville State), Paulo Semedo (Arkansas), Curtis Williams (Tulene) and San Jose State's Sadraque NgaNga.
» Further, Ugochukwu is one five players from a Power Four program to wear a number in the 90s, including Houston Mallette from Alabama (95).

OH, BROTHER

» Per research from Ryne Rickman, the men's hoop SID at UT-Martin (give credit where credit is due), Michigan State brothers Brennan & Colin Walton are one set of 16 brothers playing Division I basketball this season.
» The Walton brothers, from nearby Okemos, are just one of six sets of twins playing at the Division I level.

Table with 2 columns: Name and School. Lists various players and their respective schools like UT Martin, Duke, Northern Iowa, etc.

EXPERIENCE NECESSARY

» Per research from Stephen Gorchov, the men's hoop SID at Hofstra (give credit where credit is due), Michigan State senior center Carson Cooper is one of the most experienced players in the country based on games played for their current school.
» Cooper is one of three fourth-year seniors at Michigan State (Jaxon Kohler and Nick Sanders) and played at least 30 games in each of his four years under Head Coach Tom Izzo ... Through 31 games this season, Cooper has appeared in 133 games for the Spartans.

Table with 2 columns: Name, School and Games Played (as of 3/11). Lists top players like Alex Karaban, Fletcher Loyer, Braden Smith, etc.

SPARTANS IN THE NBA

» Seven former Spartans were on NBA rosters as the 2025-26 season tipped off in October.
» Miles Bridges, Charlotte Hornets
» Max Christie, Dallas Mavericks
» Draymond Green, Golden State Warriors
» Gary Harris, Milwaukee Bucks
» Jaren Jackson, Jr., Utah Jazz
» Xavier Tillman, Sr., Charlotte Hornets
» Jase Richardson, Orland Magic

SPARTANS ADD FOUR ON NATIONAL SIGNING DAY

» Michigan State men's basketball head coach Tom Izzo has announced the signing of Julius Avent, Jasiah Jervis, Carlos Medlock Jr. and Ethan Taylor, who will join the program for the 2026-27 school year.
"I think we just came off one of our better recruiting classes in years and years and years, and I give a lot of credit to my entire staff," MSU Head Coach Tom Izzo said. "Everybody kind of joined in, everybody had their own guy, and everybody connected with the families. In this day and age of transactions, Michigan State is still trying to be a relationship-based organization, program, whatever you want to call it. But I'm excited that the parents of these kids had just as much influence on our decision as the kids did.

Julius Avent (6-7, 220, Forward – Oradell, N.J. / Bergen Catholic)

A four-star recruit who is ranked No. 78 overall, No. 15 among power forwards by 247 Sports and No. 2 in the state of New Jersey ... Averaged 14.5 points, 5.1 rebounds, 1.3 blocks and 1.3 assists last year as he helped Bergen Catholic to a Non-Public A state boys' basketball championship ... Averaged 14.0 points and 6.0 rebounds during the 2025 EYBL summer for the PSA Cardinals ... His father, Anthony, played basketball at Seton Hall and helped lead the Pirates to the 1989 Final Four before playing in the NBA for six years.

Jasiah Jervis (6-4, 190, Guard – Bronx, N.Y. / Archbishop Stepinac)

A four-star recruit from New York City who plays at Archbishop Stepinac in White Plains, N.Y. ... Selected to play in the McDonald's All-American Game ... Ranked No. 38 nationally by 247 Sports, No. 3 among shooting guards and No. 2 in the state ... Helped lead Archbishop Stepinac a 26-4 overall record and to the 2025 New York City Championship – CHSAAA vs. PSAL "AA" City Champions, the third in his career ... Averaged 16.2 points, 5.3 rebounds, 3.1 assists and 1.8 steals as a junior and was named First Team All-CHSAA ... A New York State Sportswriters Association Sixth Team All-State selection as a junior and was named to the Lower Hudson First Team All-Westchester/Putnam County team ... Part of teams that won the 2025 CHSAA Class AA New York State title, the CHSAA Class AA New York City championship, the 2025 CHSAA New York Archdiocesan Division Champions and the No. 1 ranked team in Class AA in New York ... In three years, he was part of three city and state championship teams, starting as a sophomore and a junior.

Carlos Medlock Jr. (6-0, 165, Guard – Wayne, Mich. / Link Academy [Mo.])

First player of the class to commit to Michigan State ... A four-star recruit who ranked among the top guards in Michigan ... Currently attends Link Academy in Missouri ... Rated as the No. 66 overall player in his class and No. 7 among point guards ... Helped lead Wayne Memorial to their first-ever Division I championship game appearance in 2025 ... Averaged 24.9 points and 4.8 assists as a junior at Wayne ... Scored 30 points in the state playoffs against U-D Jesuit, followed by 29 points against Flint Carman-Ainsworth in the semifinals ... Helped lead Wayne to a 25-4 record last season ... His father, Carlos Sr., played basketball at Eastern Michigan ... Teammates at Link Academy with fellow MSU signee Ethan Taylor.

Ethan Taylor (7-1, 244, Center – Shawnee, Kan. / Link Academy [Mo.])

Ranked No. 23 nationally overall and the second-ranked center in 2026 by 247 Sports ... Transferred this summer from Shawnee Mission Northwest High School to Link Academy in Missouri ... Averaged 14.0 points, 10.0 rebounds and 2.8 blocked shots while shooting 70.3 percent from the floor and 67.8 percent from the free throw line as a junior at Shawnee Mission Northwest ... He was a first team all-state selection as a junior in 2025 and a second team honoree as a sophomore in 2024 ... Earned first team all-league nods in both 2024 and 2025, was named the Sunflower League's Sophomore of the Year in 2024 and Freshman of the Year in 2023 ... He was the Class 6A Kansas State Defensive Player of the Year in 2025 and left Shawnee Northwest as the school's all-time leading rebounder and all-time leader in blocked shots, in just three years on the varsity level Helped lead Shawnee Northwest to two Class 6A state championships and to two league titles ... Shawnee Northwest lost just one game in the last two years Taylor played with the team ... Named the Most Outstanding Player at the Northtown Classic Tournament in 2024 ... Played for Mokaan Elite AAU program ... Teammates with fellow MSU signee Curtis Medlock Jr.



2025-26 Big Ten Standings

| | Big Ten | | Overall | |
|-----------------------|-------------|-------------|-------------|-------------|
| | W-L | Pct. | W-L | Pct. |
| Michigan | 19-1 | .950 | 29-2 | .935 |
| Nebraska | 15-5 | .750 | 26-5 | .839 |
| MICHIGAN STATE | 15-5 | .750 | 25-6 | .806 |
| Illinois | 15-5 | .750 | 24-7 | .774 |
| Wisconsin | 14-6 | .700 | 22-9 | .710 |
| Purdue | 13-7 | .650 | 23-8 | .742 |
| UCLA | 13-7 | .650 | 21-10 | .677 |
| Ohio State | 12-8 | .600 | 20-11 | .645 |
| Iowa | 10-10 | .500 | 20-11 | .645 |
| Indiana | 9-11 | .450 | 18-13 | .581 |
| Minnesota | 8-12 | .400 | 15-16 | .484 |
| USC | 7-13 | .350 | 18-13 | .581 |
| Washington | 7-13 | .350 | 15-16 | .484 |
| Rutgers | 6-14 | .300 | 13-18 | .419 |
| Northwestern | 5-15 | .250 | 13-18 | .419 |
| Oregon | 5-15 | .250 | 12-19 | .387 |
| Maryland | 4-16 | .200 | 11-20 | .355 |
| Penn State | 3-17 | .150 | 12-19 | .387 |

2026 Big Ten Tournament Schedule

Tuesday, March 10

#17 seed Maryland 70, #16 seed Oregon 60
#15 Northwestern 76, #18 Penn State 66

Wednesday, March 11

G1 winner vs. #9 seed (noon, Peacock)
#12 seed vs. #13 seed (25 min. after, Peacock)
G2 winner vs. #10 seed (6:30 p.m., BTN)
#11 seed vs. #14 seed (25 min. after, BTN)

Thursday, March 12

Game 3 winner vs. #8 seed (noon, BTN)
Game 4 winner vs. #5 seed (25 min. after, BTN)
Game 5 winner vs. #7 seed (6:30 p.m., BTN)
Game 6 winner vs. #6 seed (25 min. after, BTN)

Friday, March 13

Game 7 winner vs. #1 seed (noon, BTN)
Game 8 winner vs. #4 seed (25 min. after, BTN)
Game 9 winner vs. #2 seed (6:30 p.m., BTN)
Game 10 winner vs. #3 seed (25 min. after, BTN)

Saturday, March 14

G11 winner vs. G12 winner (1 p.m., CBS)
G13 winner vs. G14 winner (25 min. after, CBS)

Sunday, March 15

G15 winner vs. G16 winner (3:30 p.m., CBS)

MICHIGAN STATE IN THE BIG TEN

2025-26 Stats –
as of March 9, 2026

TEAM STATISTICS OVERALL

| | |
|--------------------|--------------|
| Scoring Offense | 6th (78.77) |
| Scoring Defense | 3rd (67.77) |
| Scoring Margin | 5th (+11.0) |
| Free-Throw Pct. | 8th (76.2%) |
| Field-Goal Pct. | 7th (47.1%) |
| FG Pct. Defense | 3rd (40.6%) |
| 3-Pt. FG Pct. | 6th (35.5%) |
| 3-Pt. FG Pct. Def. | 7th (32.4%) |
| Rebounding Off. | 3rd (40.03) |
| Rebounding Def. | 1st (28.35) |
| Rebound Margin | 1st (+11.68) |
| Blocked Shots | 4th (4.16) |
| Assists | 3rd (18.29) |
| Steals | 14th (5.19) |
| Turnover Margin | 17th (-1.48) |
| Assist/TO Ratio | 9th (1.59) |
| Offensive Reb. | 2nd (12.61) |
| Defensive Reb. | 3rd (27.42) |
| 3-Point FG Made | 13th (7.55) |

INDIVIDUAL STATISTICS

Jeremy Fears Jr.

| | |
|--------------|------------------|
| Scoring | 16th (15.48 ppg) |
| Assists | 1st (9.06 apg) |
| Free Throw % | 4th (89.0%) |
| Steals | 7th (1.29 spg) |

Jaxon Kohler

| | |
|------------|---------------|
| Rebounding | 2nd (9.1 rpg) |
|------------|---------------|

Carson Cooper

| | |
|------------|----------------|
| Rebounding | 9th (7.13 rpg) |
|------------|----------------|

B1G TEAM STATISTICS OVERALL

| | |
|--------------------|--------------|
| Scoring Offense | 6th (76.95) |
| Scoring Defense | 2nd (68.40) |
| Scoring Margin | 4th (+8.55) |
| Free-Throw Pct. | 3rd (79.6%) |
| Field-Goal Pct. | 5th (47.4%) |
| FG Pct. Defense | 2nd (41.4%) |
| 3-Pt. FG Pct. | 7th (35.3%) |
| 3-Pt. FG Pct. Def. | 7th (33.0%) |
| Rebounding Off. | 2nd (38.05) |
| Rebounding Def. | 1st (27.25) |
| Rebound Margin | 1st (+10.8) |
| Blocked Shots | 6th (3.5) |
| Assists | 4th (16.6) |
| Steals | 14th (4.65) |
| Turnover Margin | 17th (-2.6) |
| Assist/TO Ratio | 11th (1.42) |
| Offensive Reb. | 4th (11.40) |
| Defensive Reb. | T1st (26.65) |
| 3-Point FG Made | 12th (7.35) |

MSU'S RECORD IN 2025-26 WHEN:

At home: 15-2

On road: 6-4

Neutral: 4-0

Leading at the half: 18-1

Trailing at the half: 7-4

Tied at halftime: 0-1

Shoot 50% or above from field: 13-0

Shoot less than 50% from field: 12-6

Opp. shoots 50% or above: 0-0

Opp. shoots less than 50%: 25-6

MSU outshoots opp.: 23-1

Opp. outshoots MSU: 2-5

Both teams shoot same from floor: 0-0

MSU outrebounds opp.: 24-2

Opp. outrebounds MSU: 1-2

Rebounds are equal: 0-2

MSU has more turnovers: 13-4

Opp. has more turnovers: 9-2

Turnovers are equal: 3-0

Game decided by 1-5 pts: 5-2

Game decided by 6-10 pts: 4-2

Game decided by 11-15 pts: 2-1

Game decided by 16+ pts: 14-1

MSU scores less than 60 pts: 0-1

MSU scores 60-69 pts: 3-1

MSU scores 70-79 pts: 8-3

MSU scores 80+ pts: 14-1

MSU allows less than 60 pts: 8-1

MSU allows 60-69 pts: 10-1

MSU allows 70-79 pts: 4-1

MSU allows 80+ pts: 3-3

MSU in overtime: 2-0

No MSU player scores 10+: 0-0

One MSU player scores 10+: 0-0

Two MSU players score 10+: 0-0

Three MSU players score 10+: 10-4

Four MSU players score 10+: 14-2

Five MSU players score 10+: 0-0

Six MSU players score 10+: 1-0

Seven MSU players score 10+: 0-0

In November: 7-0

In December: 5-1

In January: 7-2

In February: 4-2

In March: 2-1

In April: 0-0

On Sunday: 2-1

On Monday: 4-0

On Tuesday: 7-0

On Wednesday: 0-1

On Thursday: 5-0

On Friday: 1-3

On Saturday: 6-1

Day Games: 8-2

Night Games: 17-4



Spartan Sports Network Radio Affiliates

Table listing radio affiliates for various Michigan State locations, including Alma, Alpena, Bad Axe, Benton Harbor/South Haven, Detroit, Flint, Grand Haven/Muskegon, Grand Rapids, Hastings, Iron Mountain, Jackson, Lansing, Ludington/Manistee, Marquette/Ishpeming, Midland, Ontonagon, Port Huron, Saginaw, Tawas City, and Traverse City.

Note: Radio affiliate listing as of October 10, 2023 and is subject to change. Sirius/XM Radio; streaming for games and weekly press conferences available at msuspartans.com; Mobile App for iPhone and Android.

ASSOCIATED PRESS March 9

Table showing Associated Press rankings for March 9, listing teams from Duke to Tennessee with their records and points.

Others receiving votes: Miami 60, TCU 19, BYU 18, Saint Louis 12, High Point 11, Villanova 10, Georgia 10, VCU 3, UCLA 3, Stephen F. Austin 2, Utah State 2, Ohio State 2, Missouri 2, Akron 1

Dropped from rankings: Miami 22, Saint Louis 25

COACHES POLL March 9

Table showing Coaches Poll rankings for March 9, listing teams from Duke to Miami with their records and points.

Others receiving votes: Villanova 27, Tennessee 22, Saint Louis 9, Georgia 6, UCLA 6, Utah State 3, BYU 2, Ohio State 2

Dropped from rankings: Saint Louis 24, Tennessee 25

TRACKING MICHIGAN STATE'S OPPONENTS

Table tracking Michigan State's opponents, listing Opponent, Last Game, Next Game, and Record.

MSU By Week

Table showing MSU's ranking by week, listing Date, AP ranking, and Coaches ranking.



THE BOOK ON TOM IZZO

- * Inducted into the Naismith Memorial Basketball Hall of Fame
- * Eight-Time National Coach of the Year
- * One NCAA, 11 Big Ten & Six Big Ten Tournament titles
- * Eight Final Four appearances
- * Four-Time Big Ten Coach of the Year
- * 27-straight NCAA Tournament appearances
- * 24 NBA Draft Picks, including 12 first rounders
- * 11 All-Americans - Four Academic All-Americans
- * Graduates 85% of players that complete eligibility
- * Longest serving active Big Ten men's basketball coach
- * One of five coaches in Big Ten history with eight league titles
- * MSU's all-time winningest coach – **Winningest coach in Big Ten history**
- * First among Big Ten coaches in all-time wins at one school

Coach Izzo

In his 31st year, Tom Izzo (Northern Michigan, '77) is 762-308 (.712), and 375-178 (.678) in the Big Ten, as the head coach of the Michigan State basketball program. He ranks as the winningest coach in Michigan State history, having passed his mentor, Jud Heathcote, with his 341st career victory on Nov. 28, 2009. In his 30-plus seasons as a head coach, Izzo has captured eight National Coach of the Year awards, including the Clair Bee Award in 2005 and NABC honors in 2001 and 2012. In 1999, Izzo was named National Coach of the Year by Basketball Times, while earning similar honors from The Associated Press, Basketball News and the USBWA in '98. He also earned National Coach of the Year accolades from CBSSports.com in 2012. He earned Big Ten Coach of the Year honors in 1998, 2009, 2012 and 2025. Izzo was enshrined in the Naismith Memorial Basketball Hall of Fame on September 9, 2016, cementing his status as one of the game's all-time greats.

Among The Big Ten's Best

Tom Izzo's .678 winning percentage in Big Ten games ranks fourth all-time among league coaches with at least 10 years of service, behind former Wisconsin coach Bo Ryan (.717), former Indiana coach Bob Knight (.700), and former Purdue coach Ward Lambert (.685). In all games, Ohio State's Thad Matta ranks first at .748, followed by Ryan (.737), Knight (.734), Izzo (.712) and Wisconsin's Walter Meanwell (.712) and Lambert (.709). Michigan State won at Illinois, 79-65, on Feb. 15, 2025, giving Izzo his 354th conference victory, moving him past Knight for the all-time lead in Big Ten history. When MSU beat Maryland on March 6, 2022, Izzo reached 663 wins, passing Knight (662) for most overall wins as a head coach at a Big Ten school, and 700 wins when the Spartans beat Michigan on Jan. 30, 2024.

Izzo Among Best Ever

Through his first 30 seasons, Tom Izzo won 737 games, ranking fourth in college basketball history for most wins by a college coach in his first 30 years.

Final Fours

Tom Izzo led MSU to eight Final Four appearances between 1999 and 2019, becoming just the fourth school in college basketball history to do it in any 21-year span, including just the third since the tournament field expanded to 64 teams in 1985. Izzo's eight Final Fours are the most by any coach since his first season in 1996 and he ranks fifth all-time, including third among active coaches. The eight Final Fours are also the most by any Big Ten coach.

| Year | Overall | Pct. | Big Ten | Pct. | Finish | Postseason |
|-----------------|----------------|-------------|----------------|-------------|--------|-------------------|
| 1995-96 | 16-16 | .500 | 9-9 | .500 | 7th | NIT Second Round |
| 1996-97 | 17-12 | .586 | 9-9 | .500 | T-6th | NIT Second Round |
| 1997-98 | 22-8 | .733 | 13-3 | .813 | T-1st | NCAA Sweet 16 |
| 1998-99 | 33-5 | .868 | 15-1 | .938 | 1st | NCAA Final Four |
| 1999-2000 | 32-7 | .821 | 13-3 | .813 | T-1st | NCAA Champion |
| 2000-01 | 28-5 | .848 | 13-3 | .813 | T-1st | NCAA Final Four |
| 2001-02 | 19-12 | .613 | 10-6 | .625 | 5th | NCAA First Round |
| 2002-03 | 22-13 | .629 | 10-6 | .625 | T-3rd | NCAA Elite Eight |
| 2003-04 | 18-12 | .600 | 12-4 | .750 | T-2nd | NCAA First Round |
| 2004-05 | 26-7 | .788 | 13-3 | .813 | 2nd | NCAA Final Four |
| 2005-06 | 22-12 | .647 | 8-8 | .500 | T-6th | NCAA First Round |
| 2006-07 | 23-12 | .657 | 8-8 | .500 | T-7th | NCAA Second Round |
| 2007-08 | 27-9 | .750 | 12-6 | .667 | 4th | NCAA Sweet 16 |
| 2008-09 | 31-7 | .816 | 15-3 | .833 | 1st | NCAA Runner Up |
| 2009-10 | 28-9 | .757 | 14-4 | .778 | T-1st | NCAA Final Four |
| 2010-11 | 19-15 | .559 | 9-9 | .500 | T-4th | NCAA Second Round |
| 2011-12 | 29-8 | .784 | 13-5 | .722 | T-1st | NCAA Sweet 16 |
| 2012-13 | 27-9 | .750 | 13-5 | .722 | T-2nd | NCAA Sweet 16 |
| 2013-14 | 29-9 | .784 | 12-6 | .667 | T-2nd | NCAA Elite Eight |
| 2014-15 | 27-12 | .692 | 12-6 | .667 | T-3rd | NCAA Final Four |
| 2015-16 | 29-6 | .828 | 13-5 | .722 | 2nd | NCAA First Round |
| 2016-17 | 20-15 | .571 | 10-8 | .556 | T-5th | NCAA Second Round |
| 2017-18 | 30-5 | .857 | 16-2 | .889 | 1st | NCAA Second Round |
| 2018-19 | 32-7 | .821 | 16-4 | .800 | T-1st | NCAA Final Four |
| 2019-20 | 22-9 | .710 | 14-6 | .700 | T-1st | - |
| 2020-21 | 15-13 | .536 | 9-11 | .450 | T-8th | NCAA First Four |
| 2021-22 | 23-13 | .639 | 11-9 | .550 | T-7th | NCAA Second Round |
| 2022-23 | 21-13 | .618 | 11-8 | .579 | 4th | NCAA Sweet 16 |
| 2023-24 | 20-15 | .571 | 10-10 | .500 | 8th | NCAA Second Round |
| 2024-25 | 30-7 | .811 | 17-3 | .850 | 1st | NCAA Elite Eight |
| 2025-26 | 25-6 | .806 | 15-5 | .750 | T2nd | - |
| 31 Years | 762-308 | .712 | 375-178 | .678 | | |

BY THE NUMBERS

Final Four Appearances

By Big Ten Coach

| COACH | APPEARANCES |
|------------------------------|-------------|
| 1. Tom Izzo (MSU) * | 8 |
| 2. Bob Knight (Indiana) | 5 |
| 3. Harold Olsen (Ohio State) | 4 |
| Fred Taylor (Ohio State) | 4 |

Career Big Ten Victories

| COACH | VICTORIES |
|-------------------------|-----------|
| 1. Tom Izzo (MSU) | 375 |
| 2. Bob Knight (Indiana) | 353 |
| 3. Gene Keady (Purdue) | 265 |

Consecutive NCAA Tourn. Appearances

| COACH | APPEARANCES |
|--------------------------------|-------------|
| 1. Tom Izzo (MSU) * # | 27 |
| 2. Mark Few (Gonzaga) * # | 25 |
| 3. Mike Krzyzewski (Duke) | 24 |
| 4. Dean Smith (North Carolina) | 23 |
| # Active Streak | |

Final Four Appearances

| COACH | APPEARANCES |
|--------------------------------|-------------|
| 1. Mike Krzyzewski (Duke) | 13 |
| 2. John Wooden (UCLA) | 12 |
| 3. Dean Smith (North Carolina) | 11 |
| 4. Roy Williams (Kansas/UNC) | 9 |
| 5. Tom Izzo (MSU) * | 8 |

Final Four Appearances Since 1996

(Izzo's First Season)

| COACH | APPEARANCES |
|------------------------------------|-------------|
| 1. Tom Izzo (MSU) * | 8 |
| 2. Roy Williams (Kansas/UNC) | 7 |
| 3. Mike Krzyzewski (Duke) | 7 |
| 4. John Calipari (Mass./Mem./UK) * | 4 |

NCAA Tournament Wins

| COACH | VICTORIES |
|-------------------------------------|-----------|
| 1. Mike Krzyzewski (Duke) | 101 |
| 2. Roy Williams (Kansas/UNC) | 79 |
| 3. Dean Smith (North Carolina) | 65 |
| 4. Tom Izzo (MSU) * | 59 |
| 5. Jim Boeheim (Syracuse) * | 58 |
| 6. Bill Self (Kansas) * | 53 |
| 7. John Calipari (Mass./Mem./UK) * | 50 |
| 8. Jim Calhoun (N'eastern/UCConn) * | 49 |
| 9. John Wooden (UCLA) | 47 |

Most Wins: First 30 Seasons

| COACH | VICTORIES |
|------------------------------------|-----------|
| 1. Roy Williams (Kansas/UNC) | 842 |
| 2. Bill Self (Tulsa/Ill./Kansas) * | 772 |
| 3. John Calipari (Mass./Mem./UK) * | 768 |
| 4. Tom Izzo (MSU) * | 737 |

* Active Coach

NOTABLE IZZO WINS

- Win #1: vs. Chaminade (69-66), 11/20/95
- Big Ten Win #1: vs. Indiana (65-60), 1/4/96
- Win #100: vs. Indiana (77-71 OT), 1/11/2000
- Win #200: vs. Iowa (89-72), 2/4/2004
- Big Ten Win #100: vs. Minnesota (69-58), 2/14/2004
- Win #232*: vs. Duke (78-68), 3/25/2005
- Win #300: vs. Iowa (66-52), 2/23/2008
- Win #341**: vs. UMass (106-68), 11/28/2009
- Win #400: vs. Minnesota (68-52), 1/25/2012
- Big Ten Win #200: vs. Ohio State (59-56), 1/19/2013
- Win #500: vs. Boston College (99-68), 11/26/2015
- Win #600: vs. Ohio State (77-70), 3/15/2019
- Big Ten Win #300: vs. Iowa (78-70), 2/25/2020
- Win #662: vs. Purdue (68-65), 2/26/2022
- Win #663: vs. Maryland (77-67), 3/6/2022
- Win #700: vs. Michigan (81-62), 1/30/2024
- Big Ten Win #353: vs. Oregon (86-74), 2/8/2025
- Big Ten Win #354: at Illinois (79-65), 2/15/2025

* Became MSU's second-winningest coach
 ** Became MSU's all-time winningest coach



0

Jaxon Kohler

Senior • Forward • 6-10 • 245

American Fork, Utah • Southern California Academy

Last Time Out | Michigan



2025-26 SEASON AVG.



| POINTS | REBOUNDS | BLOCKS | MINUTES |
|--------|----------|--------|---------|
| 23 | 8 | 1 | 33 |

| POINTS | REBOUNDS | BLOCKS | MINUTES |
|--------|----------|--------|---------|
| 12.8 | 9.1 | 0.7 | 27.8 |

SEASON HIGHS

Minutes: 36 vs. Michigan (1/30/26)
 Points: 23 vs. Michigan (3/8/26)
 Rebounds: 18 vs. San Jose State (11/13/25)
 Assists: 3, 4x, last vs. Michigan (3/8/26)
 Steals: 2, 4x, last vs. Indiana (1/13/26)
 Field Goals: 10 vs. Michigan (3/8/26)
 FG Att.: 13, 4x, last vs. Michigan (3/8/26)
 3-PT FG: 5 at Nebraska (1/2/26)
 3-PT FG Att: 8 vs. Illinois (2/7/26)
 Free Throws: 6, 2x, last vs. San Jose State (11/13/25)
 FT Att.: 9 vs. Colgate (11/3/25)
 Blocks: 2, 5x, last vs. Wisconsin (2/13/26)

CAREER HIGHS

Minutes: 36 vs. Michigan (1/30/26)
 Points: 23, 2x, last vs. Michigan (3/8/26)
 Rebounds: 18 vs. San Jose State (11/13/25)
 Assists: 5 vs. Northwestern (1/12/25)
 Steals: 2, 6x, last vs. Indiana (1/13/26)
 Field Goals: 10 vs. Michigan (3/8/26)
 FG Att.: 14 vs. Kansas (11/12/24)
 3-PT FG: 5 at Nebraska (1/2/26)
 3-PT FG Att: 8 vs. Illinois (2/7/26)
 Free Throws: 6, 3x, last vs. San Jose State (11/13/25)
 FT Att.: 9 vs. Colgate (11/3/25)
 Blocks: 3, 3x, last vs. Oakland (12/20/25)

BIG TEN HIGHS

Minutes: 36 vs. Michigan (1/30/26)
 Points: 23, 2x, last vs. Michigan (3/8/26)
 Rebounds: 16, 2x, last vs. Illinois (2/7/26)
 Assists: 5 vs. Northwestern (1/12/25)
 Steals: 2, 3x, last vs. Indiana (1/13/26)
 Field Goals: 10 vs. Michigan (3/8/26)
 FG Att.: 13, 3x, last vs. Michigan (3/8/26)
 3-PT FG: 5 at Nebraska (1/2/26)
 3-PT FG Att: 8 vs. Illinois (2/7/26)
 Free Throws: 5 vs. Indiana (1/13/26)
 FT Att.: 6 vs. Indiana (1/13/26)
 Blocks: 3, 2x, last vs. Iowa (1/19/23)

PRODUCTION TRACKER (MSU'S RECORD)

| | Season | Career |
|--------------------------|-----------|-----------|
| Double-Figure Scoring | 23 (19-4) | 34 (28-6) |
| Double-Figure Rebounding | 13 (12-1) | 25 (22-3) |
| Double-Figure Assists | 0 (0-0) | 0 (0-0) |
| Double-Doubles | 12 (11-1) | 21 (18-3) |
| Led MSU in Scoring | 8 (6-2) | 11 (8-3) |
| Led MSU in Rebounding | 17 (15-2) | 38 (31-7) |
| Led MSU in Assists | 0 (0-0) | 0 (0-0) |
| 20+ Point Games | 3 (2-1) | 5 (4-1) |
| 30+ Point Games | 0 (0-0) | 0 (0-0) |

Kohler Game-by-Game 2025-26

| Date | Opponent | St. | Min. | FG-A | 3FG-A | FT-FTA | O-D-R | PF | A | TO | B | S | TP |
|-------|--------------------|-----|------|-------|-------|--------|---------|----|---|----|---|---|----|
| 11/3 | COLGATE | * | 32 | 4-8 | 2-4 | 6-9 | 7-8-15 | 0 | 2 | 1 | 1 | 2 | 16 |
| 11/8 | ARKANSAS | * | 31 | 5-13 | 0-3 | 0-0 | 4-3-7 | 1 | 3 | 3 | 0 | 1 | 10 |
| 11/13 | SAN JOSE STATE | * | 30 | 5-12 | 1-5 | 6-6 | 5-13-18 | 1 | 1 | 2 | 2 | 0 | 17 |
| 11/18 | vs. Kentucky | * | 28 | 8-12 | 2-2 | 2-2 | 1-4-5 | 1 | 2 | 2 | 1 | 0 | 20 |
| 11/21 | DETROIT MERCY | * | 26 | 5-9 | 1-4 | 2-2 | 4-0-4 | 0 | 1 | 0 | 0 | 0 | 13 |
| 11/25 | vs. East Carolina | * | 21 | 6-6 | 4-4 | 0-0 | 2-6-8 | 3 | 0 | 1 | 2 | 2 | 16 |
| 11/27 | vs. North Carolina | * | 32 | 4-8 | 2-4 | 0-0 | 4-7-11 | 2 | 2 | 2 | 1 | 0 | 10 |
| 12/2 | IOWA | * | 29 | 5-12 | 0-2 | 2-2 | 4-7-11 | 2 | 1 | 1 | 2 | 0 | 12 |
| 12/6 | DUKE | * | 31 | 5-11 | 4-6 | 0-0 | 2-5-7 | 2 | 2 | 1 | 1 | 1 | 14 |
| 12/13 | at Penn State | * | 33 | 5-8 | 0-1 | 0-0 | 3-9-12 | 1 | 0 | 1 | 1 | 1 | 10 |
| 12/16 | TOLEDO | * | 22 | 7-13 | 2-3 | 0-0 | 6-7-13 | 3 | 3 | 1 | 1 | 0 | 16 |
| 12/20 | vs. Oakland | * | 31 | 5-9 | 1-3 | 2-2 | 5-8-13 | 1 | 1 | 1 | 2 | 1 | 13 |
| 12/29 | CORNELL | * | 16 | 3-5 | 2-4 | 3-4 | 1-9-10 | 2 | 0 | 0 | 0 | 1 | 11 |
| 1/2 | at Nebraska | * | 32 | 7-10 | 5-6 | 0-0 | 4-7-11 | 1 | 1 | 3 | 0 | 2 | 19 |
| 1/5 | USC | * | 24 | 6-6 | 3-3 | 1-1 | 1-7-8 | 4 | 1 | 2 | 1 | 1 | 16 |
| 1/8 | NORTHWESTERN | * | 30 | 5-9 | 3-6 | 2-2 | 0-8-8 | 2 | 1 | 6 | 1 | 0 | 15 |
| 1/13 | INDIANA | * | 28 | 5-9 | 1-4 | 5-6 | 5-5-10 | 0 | 0 | 0 | 0 | 2 | 16 |
| 1/17 | at Washington | * | 22 | 3-11 | 0-5 | 1-2 | 3-4-7 | 1 | 2 | 2 | 1 | 0 | 7 |
| 1/20 | at Oregon | * | 20 | 1-3 | 0-2 | 0-0 | 2-3-5 | 2 | 2 | 1 | 0 | 0 | 2 |
| 1/24 | MARYLAND | * | 23 | 5-7 | 1-2 | 0-0 | 4-4-8 | 1 | 0 | 1 | 0 | 0 | 11 |
| 1/27 | at Rutgers | * | 30 | 4-10 | 1-6 | 3-3 | 1-3-4 | 2 | 0 | 3 | 0 | 0 | 12 |
| 1/30 | MICHIGAN | * | 36 | 4-13 | 2-7 | 2-2 | 3-2-5 | 1 | 1 | 1 | 1 | 0 | 12 |
| 2/4 | at Minnesota | * | 26 | 4-9 | 1-5 | 0-0 | 0-9-9 | 2 | 1 | 0 | 0 | 0 | 9 |
| 2/7 | ILLINOIS | * | 34 | 4-12 | 3-8 | 0-0 | 6-10-16 | 2 | 1 | 1 | 1 | 1 | 11 |
| 2/13 | at Wisconsin | * | 29 | 2-6 | 1-4 | 0-0 | 3-4-7 | 1 | 0 | 2 | 2 | 0 | 5 |
| 2/17 | UCLA | * | 26 | 4-9 | 1-3 | 0-0 | 2-8-10 | 0 | 2 | 1 | 0 | 1 | 9 |
| 2/22 | OHIO STATE | * | 17 | 4-8 | 1-4 | 0-0 | 2-8-10 | 5 | 0 | 1 | 0 | 0 | 9 |
| 2/26 | at Purdue | * | 25 | 3-10 | 1-6 | 1-2 | 2-1-3 | 1 | 3 | 1 | 0 | 1 | 8 |
| 3/1 | at Indiana | * | 33 | 7-12 | 3-5 | 4-4 | 6-7-13 | 1 | 2 | 1 | 1 | 0 | 21 |
| 3/5 | RUTGERS | * | 30 | 6-11 | 1-4 | 2-2 | 1-6-7 | 0 | 2 | 2 | 0 | 1 | 15 |
| 3/8 | at Michigan | * | 33 | 10-13 | 2-4 | 1-1 | 2-6-8 | 1 | 3 | 0 | 1 | 0 | 23 |

KOHLER'S CAREER STATS

| Year | GP/GS | Min./Avg | FG-FGA | FG% | 3FG-FGA | 3FG% | FT-FTA | FT% | OFF-DEF | REB | AVG | PF/D | A | TO | BL | ST | PTS | AVG |
|--------------|---------------|------------------|----------------|-------------|---------------|-------------|---------------|-------------|----------------|------------|------------|--------------|------------|------------|-----------|-----------|------------|------------|
| 22-23 | 34/0 | 367/10.8 | 50-99 | .505 | 0-2 | .000 | 2-8 | .250 | 35-63 | 98 | 2.9 | 45/0 | 10 | 21 | 17 | 4 | 102 | 3.0 |
| 23-24 | 21/0 | 195/9.3 | 20-46 | .435 | 0-3 | .000 | 2-7 | .286 | 17-25 | 42 | 2.0 | 28/0 | 4 | 9 | 11 | 2 | 42 | 2.0 |
| 24-25 | 37/34 | 770/20.8 | 112-216 | .519 | 19-51 | .373 | 46-56 | .821 | 93-183 | 276 | 7.5 | 67/0 | 49 | 47 | 29 | 13 | 289 | 7.8 |
| 25-26 | 31/31 | 861/27.8 | 151-294 | .514 | 51-129 | .395 | 45-52 | .865 | 95-187 | 282 | 9.1 | 46/1 | 40 | 44 | 23 | 18 | 398 | 12.8 |
| TOTAL | 123/65 | 2194/17.8 | 333-655 | .508 | 70-185 | .378 | 95-123 | .772 | 240-458 | 698 | 5.7 | 186/1 | 103 | 121 | 80 | 37 | 831 | 6.8 |

KOHLER'S CAREER BIG TEN STATS

| Year | GP/GS | Min./Avg | FG-FGA | FG% | 3FG-FGA | 3FG% | FT-FTA | FT% | OFF-DEF | REB | AVG | PF/D | A | TO | BL | ST | PTS | AVG |
|--------------|--------------|------------------|----------------|-------------|---------------|-------------|--------------|-------------|----------------|------------|------------|--------------|-----------|-----------|-----------|-----------|------------|------------|
| 22-23 | 19/0 | 212/11.2 | 32-52 | .615 | 0-1 | .000 | 1-3 | .333 | 17-34 | 51 | 2.7 | 25/0 | 6 | 12 | 8 | 4 | 65 | 3.4 |
| 23-24 | 17/0 | 151/8.9 | 13-33 | .394 | 0-3 | .000 | 1-5 | .200 | 11-19 | 30 | 1.8 | 17/0 | 3 | 9 | 10 | 2 | 27 | 1.6 |
| 24-25 | 20/20 | 429/21.5 | 65-115 | .565 | 11-26 | .423 | 25-28 | .893 | 58-97 | 155 | 7.8 | 38/0 | 32 | 26 | 17 | 9 | 166 | 8.3 |
| 25-26 | 20/20 | 561/28.1 | 94-188 | .500 | 30-87 | .345 | 24-27 | .889 | 54-117 | 171 | 8.6 | 30/1 | 24 | 30 | 12 | 10 | 242 | 12.1 |
| TOTAL | 76/40 | 1352/17.8 | 204-388 | .526 | 41-117 | .350 | 51-63 | .810 | 140-267 | 407 | 5.4 | 110/1 | 65 | 77 | 47 | 25 | 500 | 6.6 |



1

Jeremy Fears Jr.

R-Sophomore • Guard • 6-2 • 190
Joliet, Ill. • Joliet West

Last Time Out | Michigan



2025-26 SEASON AVG.



| POINTS | REBOUNDS | ASSISTS | MINUTES |
|--------|----------|---------|---------|
| 22 | 2 | 9 | 37 |

| POINTS | REBOUNDS | ASSISTS | MINUTES |
|--------|----------|---------|---------|
| 15.5 | 2.4 | 9.1 | 32.0 |

SEASON HIGHS

| | |
|--------------|---------------------------|
| Minutes: | 43 vs. Illinois (2/7/26) |
| Points: | 31 vs. Michigan (1/30/26) |
| Rebounds: | 6 vs. Kentucky (11/18/25) |
| Assists: | 17 vs. Maryland (1/24/26) |
| Steals: | 5 vs. Colgate (11/3/25) |
| Field Goals: | 9 vs. Michigan (1/30/26) |
| FG Att.: | 20 vs. Michigan (1/30/26) |
| 3-PT FG: | 4 vs. UCLA (2/17/26) |
| 3-PT FG Att: | 8 vs. UCLA (2/17/26) |
| Free Throws: | 16 vs. Rutgers (1/27/26) |
| FT Att.: | 17 vs. Rutgers (1/27/26) |
| Blocks: | 1 vs. Oregon (1/20/26) |

CAREER HIGHS

| | |
|--------------|------------------------------------|
| Minutes: | 43 vs. Illinois (2/7/26) |
| Points: | 31 vs. Michigan (1/30/26) |
| Rebounds: | 10 vs. Georgia Southern (11/28/23) |
| Assists: | 17 vs. Maryland (1/24/26) |
| Steals: | 5 vs. Colgate (11/3/25) |
| Field Goals: | 9 vs. Michigan (1/30/26) |
| FG Att.: | 20 vs. Michigan (1/30/26) |
| 3-PT FG: | 4 vs. UCLA (2/17/26) |
| 3-PT FG Att: | 8 vs. UCLA (2/17/26) |
| Free Throws: | 16 vs. Rutgers (1/27/26) |
| FT Att.: | 17 vs. Rutgers (1/27/26) |
| Blocks: | 1, 11x, last vs. Oregon (1/20/26) |

BIG TEN HIGHS

| | |
|--------------|----------------------------------|
| Minutes: | 43 vs. Illinois (2/7/26) |
| Points: | 31 vs. Michigan (1/30/26) |
| Rebounds: | 6, 2x, last vs. UCLA (2/4/25) |
| Assists: | 17 vs. Maryland (1/24/26) |
| Steals: | 4 vs. Michigan (1/30/26) |
| Field Goals: | 9 vs. Michigan (1/30/26) |
| FG Att.: | 20 vs. Michigan (1/30/26) |
| 3-PT FG: | 4 vs. UCLA (2/17/26) |
| 3-PT FG Att: | 8 vs. UCLA (2/17/26) |
| Free Throws: | 16 vs. Rutgers (1/27/26) |
| FT Att.: | 17 vs. Rutgers (1/27/26) |
| Blocks: | 1, 3x, last vs. Oregon (1/20/26) |

PRODUCTION TRACKER (MSU'S RECORD)

| | Season | Career |
|--------------------------|-----------|------------|
| Double-Figure Scoring | 25 (20-5) | 37 (31-6) |
| Double-Figure Rebounding | 0 (0-0) | 1 (1-0) |
| Double-Figure Assists | 12 (9-3) | 14 (11-3) |
| Double-Doubles | 9 (7-2) | 10 (8-2) |
| Led MSU in Scoring | 12 (11-1) | 13 (11-2) |
| Led MSU in Rebounding | 1 (1-0) | 2 (2-0) |
| Led MSU in Assists | 31 (25-6) | 53 (43-10) |
| 20+ Point Games | 8 (6-2) | 8 (6-2) |
| 30+ Point Games | 1 (0-1) | 1 (0-1) |

Fears Game-by-Game 2025-26

| Date | Opponent | St. | Min. | FG-A | 3FG-A | FT-FTA | O-D-R | PF | A | TO | B | S | TP |
|-------|--------------------|-----|------|------|-------|--------|-------|----|----|----|---|---|----|
| 11/3 | COLGATE | * | 34 | 4-10 | 0-1 | 6-6 | 1-4-5 | 2 | 10 | 0 | 0 | 5 | 14 |
| 11/8 | ARKANSAS | * | 34 | 0-7 | 0-2 | 4-6 | 1-2-3 | 3 | 9 | 3 | 0 | 1 | 4 |
| 11/13 | SAN JOSE STATE | * | 31 | 4-7 | 3-5 | 4-4 | 1-4-5 | 2 | 9 | 3 | 0 | 0 | 15 |
| 11/18 | vs. Kentucky | * | 31 | 2-3 | 0-0 | 4-4 | 0-6-6 | 1 | 13 | 2 | 0 | 3 | 8 |
| 11/21 | DETROIT MERCY | * | 28 | 7-12 | 2-4 | 2-2 | 0-1-1 | 1 | 11 | 1 | 0 | 2 | 18 |
| 11/25 | vs. East Carolina | * | 24 | 2-5 | 2-4 | 0-0 | 0-1-1 | 4 | 10 | 3 | 0 | 1 | 6 |
| 11/27 | vs. North Carolina | * | 35 | 8-10 | 1-1 | 2-3 | 0-5-5 | 2 | 7 | 2 | 0 | 0 | 19 |
| 12/2 | IOWA | * | 29 | 2-6 | 0-2 | 10-10 | 0-1-1 | 3 | 6 | 3 | 0 | 1 | 14 |
| 12/6 | DUKE | * | 34 | 0-10 | 0-2 | 6-6 | 0-2-2 | 3 | 13 | 1 | 0 | 2 | 6 |
| 12/13 | at Penn State | * | 30 | 2-5 | 0-1 | 4-6 | 0-3-3 | 2 | 9 | 3 | 0 | 0 | 8 |
| 12/16 | TOLEDO | * | 27 | 4-11 | 1-5 | 6-7 | 2-1-3 | 3 | 8 | 3 | 0 | 0 | 15 |
| 12/20 | vs. Oakland | * | 30 | 1-6 | 0-2 | 0-1 | 0-2-2 | 1 | 5 | 2 | 0 | 2 | 2 |
| 12/29 | CORNELL | * | 28 | 7-11 | 3-5 | 4-5 | 0-2-2 | 1 | 11 | 2 | 0 | 0 | 21 |
| 1/2 | at Nebraska | * | 35 | 2-8 | 0-4 | 10-10 | 0-0-0 | 1 | 7 | 3 | 0 | 0 | 14 |
| 1/5 | USC | * | 28 | 6-13 | 0-3 | 3-3 | 0-3-3 | 1 | 7 | 3 | 0 | 0 | 15 |
| 1/8 | NORTHWESTERN | * | 28 | 4-11 | 0-1 | 7-7 | 0-1-1 | 2 | 5 | 0 | 0 | 0 | 15 |
| 1/13 | INDIANA | * | 33 | 8-14 | 1-6 | 6-8 | 2-2-4 | 2 | 10 | 3 | 0 | 2 | 23 |
| 1/17 | at Washington | * | 29 | 6-9 | 0-1 | 7-8 | 0-1-1 | 0 | 5 | 1 | 0 | 3 | 19 |
| 1/20 | at Oregon | * | 32 | 5-12 | 2-6 | 2-2 | 0-0-0 | 1 | 5 | 0 | 1 | 2 | 14 |
| 1/24 | MARYLAND | * | 25 | 6-8 | 1-1 | 4-4 | 0-2-2 | 3 | 17 | 4 | 0 | 0 | 17 |
| 1/27 | at Rutgers | * | 35 | 6-12 | 1-4 | 16-17 | 1-3-4 | 4 | 9 | 3 | 0 | 0 | 29 |
| 1/30 | MICHIGAN | * | 35 | 9-20 | 1-5 | 12-14 | 4-1-5 | 4 | 7 | 2 | 0 | 4 | 31 |
| 2/4 | at Minnesota | * | 32 | 4-11 | 0-3 | 2-2 | 0-2-2 | 2 | 11 | 2 | 0 | 2 | 10 |
| 2/7 | ILLINOIS | * | 43 | 7-19 | 0-3 | 12-13 | 0-3-3 | 3 | 15 | 2 | 0 | 1 | 26 |
| 2/13 | at Wisconsin | * | 32 | 3-12 | 1-4 | 7-7 | 1-0-1 | 2 | 12 | 1 | 0 | 1 | 14 |
| 2/17 | UCLA | * | 33 | 5-11 | 4-8 | 2-2 | 0-1-1 | 2 | 10 | 1 | 0 | 2 | 16 |
| 2/22 | OHIO STATE | * | 35 | 2-7 | 1-1 | 6-6 | 0-1-1 | 3 | 8 | 3 | 0 | 2 | 11 |
| 2/26 | at Purdue | * | 36 | 5-10 | 1-3 | 1-1 | 0-1-1 | 2 | 6 | 1 | 0 | 0 | 12 |
| 3/1 | at Indiana | * | 37 | 7-13 | 2-5 | 5-6 | 0-4-4 | 2 | 9 | 3 | 0 | 1 | 21 |
| 3/5 | RUTGERS | * | 28 | 7-10 | 1-2 | 6-9 | 0-1-1 | 4 | 8 | 3 | 0 | 2 | 21 |
| 3/8 | at Michigan | * | 37 | 5-13 | 2-3 | 10-12 | 0-2-2 | 4 | 9 | 3 | 0 | 1 | 22 |

FEARS' CAREER STATS

| Year | GP/GS | Min./Avg | FG-FGA | FG% | 3FG-FGA | 3FG% | FT-FTA | FT% | OFF-DEF | REB | AVG | PF/D | A | TO | BL | ST | PTS | AVG |
|--------------|--------------|------------------|----------------|-------------|---------------|-------------|----------------|-------------|---------------|------------|------------|--------------|------------|------------|-----------|-----------|------------|------------|
| 23-24 | 12/0 | 184/15.4 | 15-30 | .500 | 1-6 | .167 | 11-17 | .647 | 2-21 | 23 | 1.9 | 16/0 | 40 | 13 | 2 | 10 | 42 | 3.5 |
| 24-25 | 36/36 | 852/23.7 | 71-179 | .397 | 13-38 | .342 | 103-141 | .730 | 11-66 | 77 | 2.1 | 82/0 | 196 | 72 | 8 | 38 | 258 | 7.2 |
| 25-26 | 31/31 | 993/32.0 | 140-316 | .443 | 30-97 | .309 | 170-191 | .890 | 13-62 | 75 | 2.4 | 70/0 | 281 | 68 | 1 | 40 | 480 | 15.5 |
| TOTAL | 79/67 | 2029/25.7 | 226-525 | .430 | 44-141 | .312 | 284-349 | .814 | 26-149 | 175 | 2.2 | 168/0 | 517 | 153 | 11 | 88 | 780 | 9.9 |

FEARS' CAREER BIG TEN STATS

| Year | GP/GS | Min./Avg | FG-FGA | FG% | 3FG-FGA | 3FG% | FT-FTA | FT% | OFF-DEF | REB | AVG | PF/D | A | TO | BL | ST | PTS | AVG |
|--------------|--------------|------------------|----------------|-------------|--------------|-------------|----------------|-------------|--------------|-----------|------------|-------------|------------|-----------|----------|-----------|------------|-------------|
| 23-24 | 2/0 | 24/12.0 | 2-6 | .333 | 0-0 | 0.000 | 1-1 | 1.000 | 0-0 | 0 | 0.0 | 4/0 | 3 | 4 | 0 | 0 | 5 | 2.5 |
| 24-25 | 19/19 | 440/23.2 | 36-96 | .375 | 10-26 | .385 | 49-67 | .731 | 5-40 | 45 | 2.4 | 41/0 | 102 | 38 | 2 | 22 | 131 | 6.9 |
| 25-26 | 19/19 | 616/32.4 | 96-211 | .455 | 16-63 | .254 | 122-135 | .904 | 8-30 | 38 | 2.0 | 43/0 | 166 | 42 | 1 | 23 | 330 | 17.4 |
| TOTAL | 40/38 | 1080/27.0 | 134-313 | .428 | 26-89 | .292 | 172-203 | .847 | 13-70 | 83 | 2.1 | 88/0 | 271 | 84 | 3 | 45 | 466 | 11.7 |



2

Kur Teng

Sophomore • Guard • 6-5 • 200

Manchester, N.H. • Bradford Christian Academy (Mass.)

Last Time Out | Michigan



2025-26 SEASON AVG.



| POINTS | REBOUNDS | ASSISTS | MINUTES |
|--------|----------|---------|---------|
| 8 | 2 | 1 | 23 |

| POINTS | REBOUNDS | ASSISTS | MINUTES |
|--------|----------|---------|---------|
| 7.5 | 2.1 | 1.0 | 17.3 |

SEASON HIGHS

Minutes: 29 vs. Indiana (3/1/26)
 Points: 18 vs. Indiana (3/1/26)
 Rebounds: 6, 2x, last vs. Wisconsin (2/13/26)
 Assists: 5 vs. Oakland (12/20/25)
 Steals: 2 vs. East Carolina (11/25/25)
 Field Goals: 6, 2x, last vs. Indiana (3/1/26)
 FG Att.: 15 at Nebraska (1/2/26)
 3-PT FG: 6 vs. Indiana (3/1/26)
 3-PT FG Att: 12 at Nebraska (1/2/26)
 Free Throws: 3 vs. Cornell (12/29/25)
 FT Att.: 3 vs. Cornell (12/29/25)
 Blocks: 1, 2x, last vs. Indiana (1/13/26)

CAREER HIGHS

Minutes: 29 vs. Indiana (3/1/26)
 Points: 18 vs. Indiana (3/1/26)
 Rebounds: 6, 2x, last vs. Wisconsin (2/13/26)
 Assists: 5 vs. Oakland (12/20/25)
 Steals: 2 vs. East Carolina (11/25/25)
 Field Goals: 6, 2x, last vs. Indiana (3/1/26)
 FG Att.: 15 at Nebraska (1/2/26)
 3-PT FG: 6 vs. Indiana (3/1/26)
 3-PT FG Att: 12 at Nebraska (1/2/26)
 Free Throws: 3 vs. Cornell (12/29/25)
 FT Att.: 3 vs. Cornell (12/29/25)
 Blocks: 1, 2x, last vs. Indiana (1/13/26)

BIG TEN HIGHS

Minutes: 29 vs. Indiana (3/1/26)
 Points: 18 vs. Indiana (3/1/26)
 Rebounds: 6, 2x, last vs. Wisconsin (2/13/26)
 Assists: 3, 2x, last vs. Rutgers (3/5/26)
 Field Goals: 4, 3x, last vs. Purdue (2/26/26)
 FG Att.: 15 at Nebraska (1/2/26)
 3-PT FG: 6 vs. Indiana (3/1/26)
 3-PT FG Att: 12 at Nebraska (1/2/26)
 Free Throws: 2, 6x, last vs. Michigan (3/8/26)
 FT Att.: 3 vs. Michigan (3/8/26)
 Steals: 1, 3x, last vs. Purdue (2/26/26)
 Blocks: 1 vs. Indiana (1/13/26)

PRODUCTION TRACKER (MSU'S RECORD)

| | Season | Career |
|--------------------------|-----------|-----------|
| Double-Figure Scoring | 12 (10-2) | 12 (10-2) |
| Double-Figure Rebounding | 0 (0-0) | 0 (0-0) |
| Double-Figure Assists | 0 (0-0) | 0 (0-0) |
| Double-Doubles | 0 (0-0) | 0 (0-0) |
| Led MSU in Scoring | 0 (0-0) | 0 (0-0) |
| Led MSU in Rebounding | 0 (0-0) | 0 (0-0) |
| Led MSU in Assists | 1 (1-0) | 1 (1-0) |
| 20+ Point Games | 0 (0-0) | 0 (0-0) |
| 30+ Point Games | 0 (0-0) | 0 (0-0) |

Teng Game-by-Game 2025-26

| Date | Opponent | St. | Min. | FG-A | 3FG-A | FT-FTA | O-D-R | PF | A | TO | B | S | TP |
|-------|--------------------|-----|------|------|-------|--------|-------|----|---|----|---|---|----|
| 11/3 | COLGATE | * | 17 | 2-5 | 2-4 | 0-0 | 0-3-3 | 2 | 1 | 1 | 1 | 0 | 6 |
| 11/8 | ARKANSAS | | 6 | 0-2 | 0-1 | 0-0 | 0-0-0 | 0 | 0 | 1 | 0 | 0 | 0 |
| 11/13 | SAN JOSE STATE | | 18 | 4-8 | 2-5 | 0-0 | 0-0-0 | 1 | 2 | 0 | 0 | 0 | 10 |
| 11/18 | vs. Kentucky | | 18 | 6-12 | 3-7 | 0-0 | 0-1-1 | 2 | 2 | 0 | 0 | 1 | 15 |
| 11/21 | DETROIT MERCY | | 16 | 1-6 | 0-4 | 0-0 | 0-2-2 | 0 | 0 | 1 | 0 | 1 | 2 |
| 11/25 | vs. East Carolina | | 15 | 1-5 | 1-3 | 0-0 | 0-2-2 | 0 | 2 | 0 | 0 | 2 | 3 |
| 11/27 | vs. North Carolina | | 13 | 3-4 | 0-1 | 0-0 | 1-2-3 | 1 | 1 | 0 | 0 | 0 | 6 |
| 12/2 | IOWA | * | 16 | 3-6 | 1-2 | 0-0 | 1-2-3 | 2 | 1 | 1 | 0 | 0 | 7 |
| 12/6 | DUKE | * | 11 | 0-5 | 0-3 | 0-0 | 0-1-1 | 1 | 0 | 0 | 0 | 0 | 0 |
| 12/13 | at Penn State | | 12 | 2-2 | 2-2 | 2-2 | 0-1-1 | 1 | 0 | 2 | 0 | 0 | 8 |
| 12/16 | TOLEDO | | 17 | 5-9 | 4-5 | 0-0 | 0-1-1 | 1 | 1 | 0 | 0 | 0 | 14 |
| 12/20 | vs. Oakland | | 20 | 4-11 | 2-6 | 0-0 | 2-0-2 | 2 | 5 | 1 | 0 | 0 | 10 |
| 12/29 | CORNELL | | 16 | 3-8 | 1-4 | 3-3 | 0-3-3 | 1 | 2 | 1 | 0 | 1 | 10 |
| 1/2 | at Nebraska | * | 27 | 4-15 | 4-12 | 0-0 | 0-5-5 | 1 | 0 | 4 | 0 | 1 | 12 |
| 1/5 | USC | | 19 | 4-8 | 0-2 | 0-0 | 0-5-5 | 0 | 0 | 0 | 0 | 1 | 8 |
| 1/8 | NORTHWESTERN | | 20 | 2-5 | 1-4 | 1-2 | 2-4-6 | 2 | 2 | 0 | 0 | 0 | 6 |
| 1/13 | INDIANA | | 16 | 4-10 | 3-7 | 0-0 | 0-0-0 | 3 | 1 | 3 | 1 | 0 | 11 |
| 1/17 | at Washington | | 19 | 3-8 | 3-5 | 2-2 | 1-1-2 | 1 | 0 | 0 | 0 | 0 | 11 |
| 1/20 | at Oregon | | 8 | 0-0 | 0-0 | 0-0 | 0-0-0 | 2 | 0 | 1 | 0 | 0 | 0 |
| 1/24 | MARYLAND | | 15 | 3-7 | 1-4 | 0-0 | 0-1-1 | 1 | 0 | 0 | 0 | 0 | 7 |
| 1/27 | at Rutgers | | 17 | 2-6 | 0-2 | 0-0 | 1-0-1 | 0 | 0 | 0 | 0 | 0 | 4 |
| 1/30 | MICHIGAN | | 11 | 0-1 | 0-1 | 0-0 | 0-1-1 | 1 | 2 | 0 | 0 | 0 | 0 |
| 2/4 | at Minnesota | | 19 | 1-5 | 1-4 | 0-0 | 1-1-2 | 1 | 1 | 1 | 0 | 0 | 3 |
| 2/7 | ILLINOIS | | 16 | 4-10 | 2-6 | 0-0 | 1-0-1 | 1 | 0 | 1 | 0 | 0 | 10 |
| 2/13 | at Wisconsin | | 19 | 4-11 | 2-6 | 2-2 | 2-4-6 | 3 | 0 | 2 | 0 | 0 | 12 |
| 2/17 | UCLA | | 19 | 3-7 | 3-5 | 0-0 | 0-2-2 | 1 | 3 | 1 | 0 | 0 | 9 |
| 2/22 | OHIO STATE | | 23 | 2-9 | 1-5 | 0-0 | 1-0-1 | 1 | 1 | 1 | 0 | 0 | 5 |
| 2/26 | at Purdue | | 20 | 4-8 | 3-6 | 2-2 | 0-3-3 | 1 | 1 | 0 | 0 | 1 | 13 |
| 3/1 | at Indiana | | 29 | 6-8 | 6-8 | 0-0 | 0-2-2 | 1 | 0 | 1 | 0 | 0 | 18 |
| 3/5 | RUTGERS | | 17 | 2-6 | 0-2 | 0-0 | 2-1-3 | 2 | 3 | 2 | 0 | 0 | 4 |
| 3/8 | at Michigan | | 23 | 2-8 | 2-5 | 2-3 | 2-0-2 | 4 | 1 | 0 | 0 | 1 | 8 |

TENG'S CAREER STATS

| Year | GP/GS | Min./Avg | FG-FGA | FG% | 3FG-FGA | 3FG% | FT-FTA | FT% | OFF-DEF | REB | AVG | PF/D | A | TO | BL | ST | PTS | AVG |
|--------------|-------------|-----------------|---------------|-------------|---------------|-------------|--------------|-------------|--------------|-----------|------------|-------------|-----------|-----------|----------|-----------|------------|------------|
| 24-25 | 19/0 | 59/3.1 | 3-14 | .214 | 2-9 | .222 | 2-2 | 1.000 | 4-10 | 14 | 0.7 | 8/0 | 3 | 4 | 0 | 1 | 10 | 0.5 |
| 25-26 | 3/1/4 | 535/17.3 | 84-217 | .387 | 50-131 | .382 | 14-16 | .875 | 17-48 | 65 | 2.1 | 40/0 | 32 | 23 | 2 | 9 | 232 | 7.5 |
| TOTAL | 50/4 | 594/11.9 | 87-231 | .377 | 52-140 | .371 | 16-18 | .889 | 21-58 | 79 | 1.6 | 48/0 | 35 | 27 | 2 | 10 | 242 | 4.8 |

TENG'S CAREER BIG TEN STATS

| Year | GP/GS | Min./Avg | FG-FGA | FG% | 3FG-FGA | 3FG% | FT-FTA | FT% | OFF-DEF | REB | AVG | PF/D | A | TO | BL | ST | PTS | AVG |
|--------------|-------------|-----------------|---------------|-------------|--------------|-------------|--------------|-------------|--------------|-----------|------------|-------------|-----------|-----------|----------|----------|------------|------------|
| 24-25 | 9/0 | 31/3.4 | 0-5 | .000 | 0-2 | .000 | 2-2 | 1.000 | 3-7 | 10 | 1.1 | 4/0 | 1 | 0 | 0 | 0 | 2 | 0.2 |
| 25-26 | 2/0/2 | 365/18.3 | 55-142 | .387 | 35-88 | .398 | 11-13 | .846 | 14-33 | 47 | 2.4 | 29/0 | 16 | 18 | 1 | 4 | 156 | 7.8 |
| TOTAL | 29/2 | 396/13.7 | 55-147 | .374 | 35-90 | .389 | 13-15 | .867 | 17-40 | 57 | 2.0 | 33/0 | 17 | 18 | 1 | 4 | 158 | 5.4 |



3

Cam Ward

Freshman • Forward • 6-9 • 230

Upper Marlboro, Md. • Largo

Last Time Out | Michigan



2025-26 SEASON AVG.



| POINTS | REBOUNDS | ASSISTS | MINUTES |
|--------|----------|---------|---------|
| 0 | 1 | 0 | 8 |

| POINTS | REBOUNDS | ASSISTS | MINUTES |
|--------|----------|---------|---------|
| 5.1 | 4.3 | 0.3 | 15.2 |

SEASON HIGHS

| | |
|--------------|----------------------------------|
| Minutes: | 22 vs. Arkansas (11/8/25) |
| Points: | 18 vs. Arkansas (11/8/25) |
| Rebounds: | 10 vs. Arkansas (11/8/25) |
| Assists: | 2 vs. Minnesota (2/4/26) |
| Steals: | 2, 2x, last vs. Purdue (2/26/26) |
| Field Goals: | 8 vs. Arkansas (11/8/25) |
| FG Att.: | 13 vs. Arkansas (11/8/25) |
| 3-PT FG: | - |
| 3-PT FG Att: | 1, 2x, last vs. UCLA (2/17/26) |
| Free Throws: | 3 vs. North Carolina (11/27/25) |
| FT Att.: | 5 vs. Colgate (11/3/25) |
| Blocks: | 3 vs. Rutgers (3/5/26) |

CAREER HIGHS

| | |
|--------------|----------------------------------|
| Minutes: | 22 vs. Arkansas (11/8/25) |
| Points: | 18 vs. Arkansas (11/8/25) |
| Rebounds: | 10 vs. Arkansas (11/8/25) |
| Assists: | 2 vs. Minnesota (2/4/26) |
| Steals: | 2, 2x, last vs. Purdue (2/26/26) |
| Field Goals: | 8 vs. Arkansas (11/8/25) |
| FG Att.: | 13 vs. Arkansas (11/8/25) |
| 3-PT FG: | - |
| 3-PT FG Att: | 1, 2x, last vs. UCLA (2/17/26) |
| Free Throws: | 3 vs. North Carolina (11/27/25) |
| FT Att.: | 5 vs. Colgate (11/3/25) |
| Blocks: | 3 vs. Rutgers (3/5/26) |

BIG TEN HIGHS

| | |
|--------------|--------------------------------------|
| Minutes: | 21 vs. Maryland (1/24/26) |
| Points: | 8, 3x, last vs. Purdue (2/26/26) |
| Rebounds: | 9 vs. Rutgers (3/5/26) |
| Assists: | 2 vs. Minnesota (2/4/26) |
| Steals: | 2 vs. Purdue (2/26/26) |
| Field Goals: | 4 vs. Purdue (2/26/26) |
| FG Att.: | 5 vs. Northwestern (1/8/26) |
| 3-PT FG: | - |
| 3-PT FG Att: | 1 vs. UCLA (2/17/26) |
| Free Throws: | 2, 4x, last vs. Indiana (3/1/26) |
| FT Att.: | 4, 2x, last vs. Ohio State (2/22/26) |
| Blocks: | 3 vs. Rutgers (3/5/26) |

PRODUCTION TRACKER (MSU'S RECORD)

| | Season | Career |
|--------------------------|---------|---------|
| Double-Figure Scoring | 2 (2-0) | 2 (2-0) |
| Double-Figure Rebounding | 1 (1-0) | 1 (1-0) |
| Double-Figure Assists | 0 (0-0) | 0 (0-0) |
| Double-Doubles | 1 (1-0) | 1 (1-0) |
| Led MSU in Scoring | 1 (1-0) | 1 (1-0) |
| Led MSU in Rebounding | 3 (3-0) | 3 (3-0) |
| Led MSU in Assists | 0 (0-0) | 0 (0-0) |
| 20+ Point Games | 0 (0-0) | 0 (0-0) |
| 30+ Point Games | 0 (0-0) | 0 (0-0) |

Ward Game-by-Game 2025-26

| Date | Opponent | St. | Min. | FG-A | 3FG-A | FT-FTA | O-D-R | PF | A | TO | B | S | TP |
|-------|--------------------|-----|------|------|-------|--------|--------|----|---|----|---|---|----|
| 11/3 | COLGATE | | 10 | 2-4 | 0-0 | 1-5 | 4-0-4 | 1 | 0 | 0 | 0 | 0 | 5 |
| 11/8 | ARKANSAS | | 22 | 8-13 | 0-1 | 2-4 | 3-7-10 | 1 | 0 | 2 | 0 | 2 | 18 |
| 11/13 | SAN JOSE STATE | | 16 | 3-4 | 0-0 | 1-2 | 1-3-4 | 3 | 1 | 0 | 0 | 0 | 7 |
| 11/18 | vs. Kentucky | | 17 | 4-6 | 0-0 | 0-0 | 2-2-4 | 1 | 0 | 2 | 0 | 0 | 8 |
| 11/21 | DETROIT MERCY | | 16 | 2-3 | 0-0 | 1-2 | 3-5-8 | 1 | 1 | 2 | 0 | 1 | 5 |
| 11/25 | vs. East Carolina | | 18 | 4-7 | 0-0 | 1-2 | 3-1-4 | 2 | 1 | 1 | 0 | 0 | 9 |
| 11/27 | vs. North Carolina | | 16 | 4-7 | 0-0 | 3-4 | 1-1-2 | 2 | 0 | 0 | 1 | 0 | 11 |
| 12/2 | IOWA | | - | - | - | - | - | - | - | - | - | - | - |
| 12/6 | DUKE | | 11 | 0-4 | 0-0 | 0-0 | 0-1-1 | 2 | 0 | 0 | 0 | 0 | 0 |
| 12/13 | at Penn State | | 5 | 1-2 | 0-0 | 0-0 | 0-1-1 | 3 | 0 | 1 | 0 | 0 | 2 |
| 12/16 | TOLEDO | | 17 | 2-3 | 0-0 | 1-2 | 1-5-6 | 0 | 0 | 1 | 0 | 0 | 5 |
| 12/20 | vs. Oakland | | 7 | 0-1 | 0-0 | 0-2 | 1-1-2 | 0 | 0 | 0 | 1 | 0 | 0 |
| 12/29 | CORNELL | | 17 | 2-3 | 0-0 | 1-3 | 2-2-4 | 4 | 1 | 2 | 0 | 0 | 5 |
| 1/2 | at Nebraska | | 14 | 0-1 | 0-0 | 0-0 | 0-3-3 | 1 | 1 | 2 | 2 | 1 | 0 |
| 1/5 | USC | | 13 | 1-1 | 0-0 | 1-2 | 3-3-6 | 1 | 0 | 0 | 0 | 1 | 3 |
| 1/8 | NORTHWESTERN | | 15 | 3-5 | 0-0 | 1-1 | 4-3-7 | 1 | 0 | 1 | 0 | 0 | 7 |
| 1/13 | INDIANA | | 14 | 2-3 | 0-0 | 1-2 | 0-3-3 | 1 | 0 | 2 | 0 | 1 | 5 |
| 1/17 | at Washington | | 19 | 3-4 | 0-0 | 0-0 | 1-6-7 | 2 | 0 | 1 | 1 | 0 | 6 |
| 1/20 | at Oregon | | 17 | 1-2 | 0-0 | 0-0 | 0-4-4 | 0 | 0 | 1 | 0 | 0 | 2 |
| 1/24 | MARYLAND | | 21 | 3-3 | 0-0 | 2-4 | 0-3-3 | 2 | 0 | 0 | 2 | 0 | 8 |
| 1/27 | at Rutgers | | 11 | 0-1 | 0-0 | 0-0 | 0-3-3 | 2 | 0 | 3 | 0 | 0 | 0 |
| 1/30 | MICHIGAN | | 8 | 0-3 | 0-0 | 0-0 | 3-3-6 | 2 | 0 | 3 | 0 | 0 | 0 |
| 2/4 | at Minnesota | | 18 | 2-2 | 0-0 | 1-2 | 1-3-4 | 3 | 2 | 0 | 1 | 1 | 5 |
| 2/7 | ILLINOIS | | 18 | 3-4 | 0-0 | 2-2 | 2-5-7 | 4 | 0 | 0 | 0 | 0 | 8 |
| 2/13 | at Wisconsin | | 19 | 2-2 | 0-0 | 0-0 | 0-3-3 | 2 | 0 | 0 | 0 | 0 | 4 |
| 2/17 | UCLA | | 18 | 2-4 | 0-1 | 0-0 | 0-1-1 | 5 | 1 | 3 | 1 | 0 | 4 |
| 2/22 | OHIO STATE | | 15 | 1-3 | 0-0 | 2-4 | 2-2-4 | 0 | 0 | 0 | 1 | 0 | 4 |
| 2/26 | at Purdue | | 20 | 4-4 | 0-0 | 0-1 | 1-3-4 | 3 | 0 | 0 | 0 | 2 | 8 |
| 3/1 | at Indiana | | 16 | 1-5 | 0-0 | 2-2 | 2-3-5 | 2 | 0 | 1 | 1 | 1 | 4 |
| 3/5 | RUTGERS | | 19 | 4-6 | 0-0 | 1-1 | 2-7-9 | 4 | 1 | 0 | 3 | 1 | 9 |
| 3/8 | at Michigan | | 8 | 0-2 | 0-0 | 0-0 | 0-1-1 | 4 | 0 | 0 | 0 | 0 | 0 |

WARD'S CAREER STATS

| Year | GP/GS | Min/Avg | FG-FGA | FG% | 3FG-FGA | 3FG% | FT-FTA | FT% | OFF-DEF | REB | AVG | PF/D | A | TO | BL | ST | PTS | AVG |
|---------|-------|----------|--------|------|---------|------|--------|------|---------|-----|-----|------|---|----|----|----|-----|-----|
| 2025-26 | 30/0 | 457/15.2 | 64-112 | .571 | 0-2 | .000 | 24-47 | .511 | 42-87 | 130 | 4.3 | 59/1 | 9 | 28 | 14 | 11 | 152 | 5.1 |
| TOTAL | 30/0 | 457/15.2 | 64-112 | .571 | 0-2 | .000 | 24-47 | .511 | 42-87 | 130 | 4.3 | 59/1 | 9 | 28 | 14 | 11 | 152 | 5.1 |

WARD'S CAREER BIG TEN STATS

| Year | GP/GS | Min/Avg | FG-FGA | FG% | 3FG-FGA | 3FG% | FT-FTA | FT% | OFF-DEF | REB | AVG | PF/D | A | TO | BL | ST | PTS | AVG |
|---------|-------|----------|--------|------|---------|------|--------|------|---------|-----|-----|------|---|----|----|----|-----|-----|
| 2025-26 | 19/0 | 288/15.2 | 33-57 | .579 | 0-1 | .000 | 13-21 | .619 | 21-60 | 81 | 4.3 | 42/1 | 5 | 18 | 12 | 8 | 79 | 4.2 |
| TOTAL | 19/0 | 288/15.2 | 33-57 | .579 | 0-1 | .000 | 13-21 | .619 | 21-60 | 81 | 4.3 | 42/1 | 5 | 18 | 12 | 8 | 79 | 4.2 |



6

Jordan Scott

Freshman • Forward • 6-8 • 200
Reston, Va. • South Lakes

Last Time Out | Michigan



2025-26 SEASON AVG.



| POINTS | REBOUNDS | ASSISTS | MINUTES |
|--------|----------|---------|---------|
| 2 | 2 | 1 | 33 |

| POINTS | REBOUNDS | ASSISTS | MINUTES |
|--------|----------|---------|---------|
| 5.9 | 3.0 | 1.1 | 20.4 |

SEASON HIGHS

Minutes: 34 vs. Purdue (2/26/26)
 Points: 15 vs. Minnesota (2/4/26)
 Rebounds: 7 vs. Arkansas (11/8/25)
 Assists: 3, 3x, last vs. Purdue (2/26/26)
 Steals: 2, 6x, last vs. Michigan (3/8/26)
 Field Goals: 5 vs. Minnesota (2/4/26)
 FG Att.: 13 vs. Wisconsin (2/13/26)
 3-PT FG: 3, 4x, last vs. UCLA (2/17/26)
 3-PT FG Att: 8 vs. Wisconsin (2/13/26)
 Free Throws: 4, 2x, last vs. Purdue (2/26/26)
 FT Att.: 5, 4x, last vs. Purdue (2/26/26)
 Blocks: 2, 3x, last vs. Michigan (3/8/26)

CAREER HIGHS

Minutes: 34 vs. Purdue (2/26/26)
 Points: 15 vs. Minnesota (2/4/26)
 Rebounds: 7 vs. Arkansas (11/8/25)
 Assists: 3, 3x, last vs. Purdue (2/26/26)
 Steals: 2, 6x, last vs. Michigan (3/8/26)
 Field Goals: 5 vs. Minnesota (2/4/26)
 FG Att.: 13 vs. Wisconsin (2/13/26)
 3-PT FG: 3, 4x, last vs. UCLA (2/17/26)
 3-PT FG Att: 8 vs. Wisconsin (2/13/26)
 Free Throws: 4, 2x, last vs. Purdue (2/26/26)
 FT Att.: 5, 4x, last vs. Purdue (2/26/26)
 Blocks: 2, 3x, last vs. Michigan (3/8/26)

BIG TEN HIGHS

Minutes: 34 vs. Purdue (2/26/26)
 Points: 15 vs. Minnesota (2/4/26)
 Rebounds: 5, 2x, last vs. Penn State (12/13/25)
 Assists: 3, 2x, last vs. Purdue (2/26/26)
 Steals: 2, 6x, last vs. Michigan (3/8/26)
 Field Goals: 5 vs. Minnesota (2/4/26)
 FG Att.: 13 vs. Wisconsin (2/13/26)
 3-PT FG: 3, 4x, last vs. UCLA (2/17/26)
 3-PT FG Att: 8 vs. Wisconsin (2/13/26)
 Free Throws: 4 vs. Purdue (2/26/26)
 FT Att.: 5, 3x, last vs. Purdue (2/26/26)
 Blocks: 2, 2x, last vs. Michigan (3/8/26)

PRODUCTION TRACKER (MSU'S RECORD)

| | Season | Career |
|--------------------------|---------|---------|
| Double-Figure Scoring | 7 (4-3) | 7 (4-3) |
| Double-Figure Rebounding | 0 (0-0) | 0 (0-0) |
| Double-Figure Assists | 0 (0-0) | 0 (0-0) |
| Double-Doubles | 0 (0-0) | 0 (0-0) |
| Led MSU in Scoring | 0 (0-0) | 0 (0-0) |
| Led MSU in Rebounding | 0 (0-0) | 0 (0-0) |
| Led MSU in Assists | 0 (0-0) | 0 (0-0) |
| 20+ Point Games | 0 (0-0) | 0 (0-0) |
| 30+ Point Games | 0 (0-0) | 0 (0-0) |

Scott Game-by-Game 2025-26

| Date | Opponent | St. | Min. | FG-A | 3FG-A | FT-FTA | O-D-R | PF | A | TO | B | S | TP |
|-------|--------------------|-----|------|------|-------|--------|-------|----|---|----|---|---|----|
| 11/3 | COLGATE | | 18 | 1-4 | 0-3 | 4-5 | 2-4-6 | 2 | 1 | 0 | 0 | 0 | 6 |
| 11/8 | ARKANSAS | | 26 | 2-4 | 0-1 | 2-4 | 3-4-7 | 2 | 0 | 0 | 1 | 0 | 6 |
| 11/13 | SAN JOSE STATE | | 12 | 0-2 | 0-2 | 0-0 | 0-0-0 | 0 | 1 | 0 | 0 | 1 | 0 |
| 11/18 | vs. Kentucky | | 12 | 0-0 | 0-0 | 1-2 | 2-1-3 | 3 | 1 | 2 | 1 | 0 | 1 |
| 11/21 | DETROIT MERCY | | 14 | 0-4 | 0-3 | 2-2 | 2-1-3 | 2 | 0 | 2 | 0 | 1 | 2 |
| 11/25 | vs. East Carolina | | 11 | 1-5 | 1-4 | 0-0 | 0-0-0 | 3 | 1 | 0 | 0 | 1 | 3 |
| 11/27 | vs. North Carolina | | 3 | 0-2 | 0-0 | 0-0 | 0-0-0 | 1 | 0 | 0 | 0 | 0 | 0 |
| 12/2 | IOWA | | 19 | 2-3 | 1-2 | 1-2 | 3-2-5 | 1 | 1 | 1 | 0 | 2 | 6 |
| 12/6 | DUKE | | 25 | 2-4 | 2-4 | 0-0 | 3-2-5 | 1 | 1 | 0 | 2 | 1 | 6 |
| 12/13 | at Penn State | | 17 | 2-4 | 2-3 | 1-1 | 2-3-5 | 2 | 1 | 1 | 1 | 1 | 7 |
| 12/16 | TOLEDO | | 17 | 1-3 | 0-2 | 0-0 | 0-2-2 | 1 | 3 | 0 | 0 | 1 | 2 |
| 12/20 | vs. Oakland | | 18 | 2-4 | 1-3 | 1-2 | 2-2-4 | 3 | 0 | 1 | 1 | 1 | 6 |
| 12/29 | CORNELL | | 18 | 1-4 | 1-4 | 0-0 | 1-5-6 | 3 | 1 | 1 | 0 | 0 | 3 |
| 1/2 | at Nebraska | | 13 | 0-1 | 0-1 | 0-0 | 0-3-3 | 3 | 1 | 0 | 0 | 0 | 0 |
| 1/5 | USC | | 19 | 3-5 | 2-4 | 0-0 | 1-2-3 | 2 | 1 | 2 | 1 | 1 | 8 |
| 1/8 | NORTHWESTERN | | 18 | 1-4 | 1-4 | 3-5 | 2-0-2 | 1 | 2 | 1 | 0 | 0 | 6 |
| 1/13 | INDIANA | | 22 | 4-6 | 3-4 | 0-0 | 0-3-3 | 0 | 2 | 1 | 0 | 2 | 11 |
| 1/17 | at Washington | | 20 | 3-6 | 0-2 | 0-0 | 0-3-3 | 1 | 0 | 0 | 0 | 0 | 6 |
| 1/20 | at Oregon | | 9 | 0-2 | 0-1 | 0-0 | 0-0-0 | 2 | 0 | 0 | 0 | 0 | 0 |
| 1/24 | MARYLAND | | 17 | 3-5 | 2-3 | 0-0 | 1-2-3 | 2 | 2 | 0 | 0 | 1 | 8 |
| 1/27 | at Rutgers | | 26 | 2-6 | 1-3 | 2-2 | 4-0-4 | 3 | 0 | 0 | 0 | 1 | 7 |
| 1/30 | MICHIGAN | | 26 | 3-7 | 1-5 | 3-3 | 2-2-4 | 5 | 1 | 1 | 1 | 2 | 10 |
| 2/4 | at Minnesota | * | 29 | 5-8 | 3-4 | 2-4 | 2-0-2 | 4 | 2 | 2 | 0 | 2 | 15 |
| 2/7 | ILLINOIS | * | 28 | 3-6 | 1-4 | 3-4 | 1-3-4 | 5 | 0 | 2 | 1 | 1 | 10 |
| 2/13 | at Wisconsin | * | 28 | 4-13 | 3-8 | 0-0 | 1-3-4 | 2 | 0 | 0 | 0 | 2 | 11 |
| 2/17 | UCLA | * | 24 | 4-5 | 3-3 | 0-0 | 2-1-3 | 2 | 2 | 0 | 0 | 0 | 11 |
| 2/22 | OHIO STATE | * | 31 | 4-7 | 1-2 | 3-5 | 2-2-4 | 3 | 3 | 1 | 1 | 0 | 12 |
| 2/26 | at Purdue | * | 34 | 2-5 | 1-2 | 4-5 | 1-0-1 | 2 | 3 | 0 | 0 | 1 | 9 |
| 3/1 | at Indiana | * | 16 | 1-2 | 1-2 | 0-0 | 0-1-1 | 3 | 1 | 1 | 0 | 0 | 3 |
| 3/5 | RUTGERS | * | 29 | 2-4 | 1-2 | 0-0 | 1-1-2 | 1 | 2 | 4 | 2 | 0 | 5 |
| 3/8 | at Michigan | * | 33 | 1-7 | 0-3 | 0-0 | 1-1-2 | 1 | 1 | 1 | 2 | 2 | 2 |

SCOTT'S CAREER STATS

| Year | GP/GS | Min./Avg | FG-FGA | FG% | 3FG-FGA | 3FG% | FT-FTA | FT% | OFF-DEF | REB | AVG | PF/D | A | TO | BL | ST | PTS | AVG |
|--------------|-------------|-----------------|---------------|-------------|--------------|-------------|--------------|-------------|--------------|-----------|------------|-------------|-----------|-----------|-----------|-----------|------------|------------|
| 25-26 | 31/9 | 633/20.4 | 59-142 | .415 | 32-88 | .364 | 32-46 | .696 | 41-53 | 94 | 3.0 | 66/2 | 34 | 25 | 15 | 24 | 182 | 5.9 |
| TOTAL | 31/9 | 633/20.4 | 59-142 | .415 | 32-88 | .364 | 32-46 | .696 | 41-53 | 94 | 3.0 | 66/2 | 34 | 25 | 15 | 24 | 182 | 5.9 |

SCOTT'S CAREER BIG TEN STATS

| Year | GP/GS | Min./Avg | FG-FGA | FG% | 3FG-FGA | 3FG% | FT-FTA | FT% | OFF-DEF | REB | AVG | PF/D | A | TO | BL | ST | PTS | AVG |
|--------------|-------------|-----------------|---------------|-------------|--------------|-------------|--------------|-------------|--------------|-----------|------------|-------------|-----------|-----------|-----------|-----------|------------|------------|
| 25-26 | 20/6 | 458/22.9 | 49-106 | .462 | 27-62 | .435 | 22-31 | .710 | 26-32 | 58 | 2.9 | 45/0 | 25 | 19 | 10 | 18 | 147 | 7.4 |
| TOTAL | 20/6 | 458/22.9 | 49-106 | .462 | 27-62 | .435 | 22-31 | .710 | 26-32 | 58 | 2.9 | 45/0 | 25 | 19 | 10 | 18 | 147 | 7.4 |



9

Trey Fort

Senior • Guard • 6-4 • 200

Florence, Miss. • Madison-Ridgeland Academy (Samford)

Last Time Out | Michigan



2025-26 SEASON AVG.



| POINTS | REBOUNDS | ASSISTS | MINUTES |
|--------|----------|---------|---------|
| 2 | 1 | 0 | 4 |

| POINTS | REBOUNDS | ASSISTS | MINUTES |
|--------|----------|---------|---------|
| 3.7 | 1.2 | 0.6 | 9.9 |

SEASON HIGHS

Minutes: 21 vs. North Carolina (11/27/25)
 Points: 14 vs. Cornell (12/29/25)
 Rebounds: 4 vs. UCLA (2/17/26)
 Assists: 3 vs. North Carolina (11/27/25)
 Steals: 1, 6x, last at Nebraska (1/2/26)
 Field Goals: 5, 2x, last vs. Cornell (12/29/25)
 FG Att.: 12 vs. Kentucky (11/18/25)
 3-PT FG: 4 vs. Minnesota (2/4/26)
 3-PT FG Att: 8 vs. Kentucky (11/18/25)
 Free Throws: 3 vs. Colgate (11/3/25)
 FT Att.: 3 vs. Colgate (11/3/25)
 Blocks: 2 vs. East Carolina (11/25/25)

CAREER HIGHS

Minutes: 36 vs. Alabama A&M (12/21/24)
 Points: 36, vs. Wofford (2/15/25)
 Rebounds: 10 vs. Cornell (11/8/24)
 Assists: 4, 2x, last vs. UNCG (3/1/25)
 Steals: 5 vs. Western Carolina (2/22/25)
 Field Goals: 13 vs. Wofford (2/15/25)
 FG Att.: 17, 2x, last vs. Western Carolina (2/22/25)
 3-PT FG: 8 vs. SCSU (12/5/24)
 3-PT FG Att: 10, 3x, last vs. UNCG (3/1/25)
 Free Throws: 9 vs. UNCG (3/1/25)
 FT Att.: 9 vs. UNCG (3/1/25)
 Blocks: 2, 2x, last vs. East Carolina (11/25/25)

BIG TEN HIGHS

Minutes: 15 vs. Minnesota (2/4/26)
 Points: 12 vs. Minnesota (2/4/26)
 Rebounds: 4 vs. UCLA (2/17/26)
 Assists: 1, 5x, last vs. UCLA (2/17/26)
 Steals: 1 at Nebraska (1/2/26)
 Field Goals: 4, 2x, last vs. Minnesota (2/4/26)
 FG Att.: 8 vs. Minnesota (2/4/26)
 3-PT FG: 4 vs. Minnesota (2/4/26)
 3-PT FG Att: 7 vs. Minnesota (2/4/26)
 Free Throws: -
 FT Att.: -
 Blocks: -

Blocks: -
 FT Att.: -
 Blocks: -

PRODUCTION TRACKER (MSU'S RECORD)

| | Season | Career |
|--------------------------|---------|-----------|
| Double-Figure Scoring | 3 (2-1) | 30 (22-8) |
| Double-Figure Rebounding | 0 (0-0) | 1 (0-1) |
| Double-Figure Assists | 0 (0-0) | 0 (0-0) |
| Double-Doubles | 0 (0-0) | 1 (0-1) |
| Led MSU in Scoring | 0 (0-0) | 10 (9-1) |
| Led MSU in Rebounding | 0 (0-0) | 7 (2-5) |
| Led MSU in Assists | 0 (0-0) | 1 (0-1) |
| 20+ Point Games | 0 (0-0) | 8 (7-1) |
| 30+ Point Games | 0 (0-0) | 1 (1-0) |

Fort Game-by-Game 2025-26

| Date | Opponent | St. | Min. | FG-A | 3FG-A | FT-FTA | O-D-R | PF | A | TO | B | S | TP |
|-------|--------------------|-----|------|------|-------|--------|-------|----|---|----|---|---|----|
| 11/3 | COLGATE | | 19 | 2-6 | 2-5 | 3-3 | 0-3-3 | 0 | 1 | 1 | 0 | 0 | 9 |
| 11/8 | ARKANSAS | * | 15 | 2-6 | 1-4 | 0-0 | 1-1-2 | 1 | 0 | 2 | 1 | 1 | 5 |
| 11/13 | SAN JOSE STATE | * | 16 | 1-6 | 0-5 | 0-0 | 0-2-2 | 1 | 0 | 1 | 1 | 0 | 2 |
| 11/18 | vs. Kentucky | * | 18 | 5-12 | 3-8 | 0-0 | 0-2-2 | 2 | 1 | 1 | 0 | 0 | 13 |
| 11/21 | DETROIT MERCY | * | 13 | 1-5 | 1-3 | 2-2 | 0-1-1 | 1 | 2 | 2 | 1 | 1 | 5 |
| 11/25 | vs. East Carolina | * | 16 | 4-10 | 1-4 | 0-0 | 1-1-2 | 1 | 0 | 1 | 2 | 0 | 9 |
| 11/27 | vs. North Carolina | * | 21 | 1-7 | 1-2 | 0-0 | 0-1-1 | 1 | 3 | 0 | 0 | 1 | 3 |
| 12/2 | IOWA | | 13 | 0-0 | 0-0 | 0-0 | 0-0-0 | 1 | 0 | 0 | 0 | 0 | 0 |
| 12/6 | DUKE | | 9 | 1-2 | 0-1 | 0-0 | 0-2-2 | 0 | 0 | 1 | 0 | 0 | 2 |
| 12/13 | at Penn State | | 4 | 1-4 | 1-3 | 0-0 | 0-1-1 | 0 | 0 | 0 | 0 | 0 | 3 |
| 12/16 | TOLEDO | | 7 | 1-2 | 0-1 | 1-2 | 1-1-2 | 1 | 1 | 0 | 0 | 1 | 3 |
| 12/20 | vs. Oakland | | 10 | 1-4 | 1-3 | 0-0 | 0-2-2 | 0 | 2 | 0 | 0 | 0 | 3 |
| 12/29 | CORNELL | | 16 | 5-11 | 2-5 | 2-2 | 1-2-3 | 1 | 2 | 1 | 0 | 1 | 14 |
| 1/2 | at Nebraska | | 9 | 1-4 | 1-3 | 0-0 | 0-1-1 | 1 | 0 | 2 | 0 | 1 | 3 |
| 1/5 | USC | | 7 | 0-2 | 0-1 | 0-0 | 0-0-0 | 1 | 0 | 1 | 0 | 0 | 0 |
| 1/8 | NORTHWESTERN | | 3 | 0-1 | 0-0 | 0-0 | 0-0-0 | 0 | 1 | 0 | 0 | 0 | 0 |
| 1/13 | INDIANA | | 2 | 0-1 | 0-1 | 0-0 | 0-1-1 | 1 | 0 | 0 | 0 | 0 | 0 |
| 1/17 | at Washington | | 5 | 1-2 | 1-2 | 0-0 | 0-0-0 | 0 | 0 | 0 | 0 | 0 | 3 |
| 1/20 | at Oregon | | 14 | 4-5 | 1-2 | 0-0 | 0-0-0 | 1 | 0 | 1 | 0 | 0 | 9 |
| 1/24 | MARYLAND | | 9 | 0-2 | 0-1 | 0-0 | 0-1-1 | 0 | 1 | 0 | 0 | 0 | 0 |
| 1/27 | at Rutgers | | 2 | 0-0 | 0-0 | 0-0 | 0-0-0 | 0 | 0 | 0 | 0 | 0 | 0 |
| 1/30 | MICHIGAN | | 3 | 0-0 | 0-0 | 0-0 | 0-0-0 | 0 | 0 | 0 | 0 | 0 | 0 |
| 2/4 | at Minnesota | | 15 | 4-8 | 4-7 | 0-0 | 0-2-2 | 3 | 1 | 0 | 0 | 0 | 12 |
| 2/7 | ILLINOIS | | 7 | 1-1 | 1-1 | 0-0 | 0-0-0 | 1 | 0 | 0 | 0 | 0 | 3 |
| 2/13 | at Wisconsin | | 6 | 0-3 | 0-3 | 0-0 | 0-1-1 | 1 | 0 | 1 | 0 | 0 | 0 |
| 2/17 | UCLA | | 11 | 1-3 | 1-2 | 0-0 | 1-3-4 | 3 | 1 | 1 | 0 | 0 | 3 |
| 2/22 | OHIO STATE | | 4 | 0-3 | 0-2 | 0-0 | 0-0-0 | 0 | 0 | 0 | 0 | 0 | 0 |
| 2/26 | at Purdue | | - | - | - | - | - | - | - | - | - | - | - |
| 3/1 | at Indiana | | 9 | 0-2 | 0-2 | 0-0 | 0-0-0 | 0 | 0 | 0 | 0 | 0 | 0 |
| 3/5 | RUTGERS | | 4 | 0-1 | 0-0 | 2-2 | 0-1-1 | 0 | 0 | 2 | 0 | 0 | 2 |
| 3/8 | at Michigan | | - | - | - | - | - | - | - | - | - | - | - |

FORT'S CAREER STATS

| Year | GP/GS | Min./Avg | FG-FGA | FG% | 3FG-FGA | 3FG% | FT-FTA | FT% | OFF-DEF | REB | AVG | PF/D | A | TO | BL | ST | PTS | AVG |
|--------------|--------------|------------------|----------------|-------------|----------------|-------------|---------------|-------------|---------------|------------|------------|-------------|-----------|-----------|-----------|-----------|------------|------------|
| 20-21* | 11/0 | 80/7.3 | 11-27 | .407 | 5-12 | .417 | 2-4 | .500 | 2-3 | 5 | 0.5 | 5/0 | 3 | 8 | 0 | 3 | 29 | 2.6 |
| 23-24# | 20/7 | 223/11.2 | 34-89 | .382 | 22-63 | .349 | 9-14 | .643 | 9-26 | 35 | 1.8 | 16/0 | 10 | 11 | 4 | 4 | 99 | 5.0 |
| 24-25^ | 33/33 | 811/24.6 | 168-375 | .448 | 80-211 | .379 | 65-89 | .730 | 39-92 | 131 | 4.0 | 54/0 | 46 | 36 | 10 | 28 | 481 | 14.6 |
| 25-26 | 29/6 | 288/9.9 | 37-113 | .327 | 22-71 | .310 | 10-11 | .909 | 5-29 | 34 | 1.2 | 22/0 | 16 | 18 | 5 | 6 | 106 | 3.7 |
| TOTAL | 93/46 | 1402/15.1 | 250-604 | .414 | 129-357 | .361 | 86-118 | .729 | 55-150 | 205 | 2.2 | 97/0 | 75 | 73 | 19 | 41 | 715 | 7.7 |

FORT'S CAREER CONFERENCE STATS

| Year | GP/GS | Min./Avg | FG-FGA | FG% | 3FG-FGA | 3FG% | FT-FTA | FT% | OFF-DEF | REB | AVG | PF/D | A | TO | BL | ST | PTS | AVG |
|--------------|--------------|-----------------|----------------|-------------|---------------|-------------|--------------|-------------|--------------|-----------|------------|-------------|-----------|-----------|----------|-----------|------------|------------|
| 20-21* | 9/0 | 61/6.8 | 7-19 | .368 | 3-9 | .333 | 1-3 | .333 | 2-1 | 3 | 0.3 | 4/0 | 2 | 4 | 0 | 2 | 18 | 2.0 |
| 23-24# | 9/0 | 66/7.3 | 12-27 | .444 | 8-20 | .400 | 0-1 | .000 | 1-7 | 8 | 0.9 | 5/0 | 4 | 4 | 2 | 2 | 32 | 3.6 |
| 24-25^ | 18/18 | 444/24.7 | 96-201 | .478 | 39-106 | .368 | 43-51 | .843 | 18-48 | 66 | 3.7 | 28/0 | 26 | 23 | 6 | 19 | 274 | 15.2 |
| 25-26 | 18/0 | 127/7.1 | 13-42 | .310 | 10-30 | .333 | 2-2 | 1.000 | 1-11 | 12 | 0.7 | 13/0 | 4 | 8 | 0 | 1 | 38 | 2.1 |
| TOTAL | 54/18 | 698/12.9 | 128-289 | .443 | 60-165 | .363 | 46-57 | .807 | 22-69 | 89 | 1.6 | 50/0 | 36 | 39 | 8 | 24 | 362 | 6.7 |

* at UT Martin, # at Mississippi State, ^ at Samford



10

Denham Wojcik

Graduate • Guard • 6-2 • 190

Charleston, S.C. • Porter-Gaud School (Harvard)

Last Time Out | Michigan



2025-26-SEASON AVG.



| POINTS | REBOUNDS | ASSISTS | MINUTES |
|--------|----------|---------|---------|
| 0 | 0 | 0 | 4 |

| POINTS | REBOUNDS | ASSISTS | MINUTES |
|--------|----------|---------|---------|
| 0.4 | 0.2 | 1.3 | 5.8 |

SEASON HIGHS

Minutes: 13 vs. Toledo (12/16/25)
 Points: 3 vs. Iowa (12/2/25)
 Rebounds: 1, 4x, last at Nebraska (1/2/26)
 Assists: 6 vs. Toledo (12/16/25)
 Steals: 3 vs. Cornell (12/29/25)
 Field Goals: 1, 4x, last vs. Rutgers (1/27/26)
 FG Att.: 3 vs. Toledo (12/16/25)
 3-PT FG: -
 3-PT FG Att: 1, 4x, last vs. Maryland (1/24/26)
 Free Throws: 3 vs. Iowa (12/2/25)
 FT Att.: 4 vs. Iowa (12/2/25)
 Blocks: -

CAREER HIGHS

Minutes: 37 vs. Holy Cross (12/21/23)
 Points: 8, 2x, last vs. Yale (3/2/24)
 Rebounds: 7 vs. Dartmouth (1/17/22)
 Assists: 6, 2x, last vs. Toledo (12/16/25)
 Steals: 6 vs. Columbia (2/18/22)
 Field Goals: 4 vs. Yale (3/2/24)
 FG Att.: 8 vs. Columbia (1/15/22)
 3-PT FG: 2 vs. Colgate (11/22/23)
 3-PT FG Att: 3, 9x, last vs. Brown (3/1/24)
 Free Throws: 6 vs. Iona (11/13/21)
 FT Att.: 6 vs. Iona (11/13/21)
 Blocks: 1, 3x, last vs. Penn (1/20/24)

BIG TEN HIGHS

Minutes: 12 vs. Rutgers (3/5/26)
 Points: 3 vs. Iowa (12/2/25)
 Rebounds: 1 at Nebraska (1/2/26)
 Assists: 3 vs. Rutgers (3/5/26)
 Steals: 2 vs. USC (1/5/26)
 Field Goals: 1, 4x, last vs. Rutgers (1/27/26)
 FG Att.: 4 vs. Washington (1/17/26)
 3-PT FG: -
 3-PT FG Att: 1, 3x, last vs. Maryland (1/24/26)
 Free Throws: 3 vs. Iowa (12/2/25)
 FT Att.: 4 vs. Iowa (12/2/25)

PRODUCTIONTRACKER(MSU'SRECORD)

| | Season | Career |
|--------------------------|---------|----------|
| Double-Figure Scoring | 0 (0-0) | 0 (0-0) |
| Double-Figure Rebounding | 0 (0-0) | 0 (0-0) |
| Double-Figure Assists | 0 (0-0) | 0 (0-0) |
| Double-Doubles | 0 (0-0) | 0 (0-0) |
| Led MSU in Scoring | 0 (0-0) | 0 (0-0) |
| Led MSU in Rebounding | 0 (0-0) | 3 (3-0) |
| Led MSU in Assists | 0 (0-0) | 12 (8-4) |
| 20+ Point Games | 0 (0-0) | 0 (0-0) |
| 30+ Point Games | 0 (0-0) | 0 (0-0) |

Wojcik Game-by-Game 2025-26

| Date | Opponent | St. | Min. | FG-A | 3FG-A | FT-FTA | O-D-R | PF | A | TO | B | S | TP |
|-------|--------------------|-----|------|------|-------|--------|-------|----|---|----|---|---|----|
| 11/3 | COLGATE | | 1 | 0-0 | 0-0 | 0-0 | 0-0-0 | 0 | 0 | 0 | 0 | 0 | 0 |
| 11/8 | ARKANSAS | | - | - | - | - | - | - | - | - | - | - | - |
| 11/13 | SAN JOSE STATE | | 3 | 0-0 | 0-0 | 0-0 | 0-0-0 | 1 | 1 | 1 | 0 | 0 | 0 |
| 11/18 | vs. Kentucky | | 3 | 0-0 | 0-0 | 0-0 | 0-0-0 | 1 | 2 | 0 | 0 | 0 | 0 |
| 11/21 | DETROIT MERCY | | 4 | 0-1 | 0-0 | 0-2 | 0-0-0 | 0 | 2 | 0 | 0 | 0 | 0 |
| 11/25 | vs. East Carolina | | 7 | 0-1 | 0-0 | 0-0 | 0-1-1 | 0 | 1 | 0 | 0 | 1 | 0 |
| 11/27 | vs. North Carolina | | - | - | - | - | - | - | - | - | - | - | - |
| 12/2 | IOWA | | 6 | 0-0 | 0-0 | 3-4 | 0-0-0 | 2 | 0 | 0 | 0 | 0 | 3 |
| 12/6 | DUKE | | - | - | - | - | - | - | - | - | - | - | - |
| 12/13 | at Penn State | | 5 | 0-1 | 0-1 | 0-0 | 0-0-0 | 0 | 2 | 3 | 0 | 0 | 0 |
| 12/16 | TOLEDO | | 13 | 0-3 | 0-1 | 0-0 | 1-0-1 | 2 | 6 | 1 | 0 | 0 | 0 |
| 12/20 | vs. Oakland | | 7 | 0-0 | 0-0 | 0-0 | 0-1-1 | 2 | 2 | 0 | 0 | 0 | 0 |
| 12/29 | CORNELL | | 12 | 0-0 | 0-0 | 0-0 | 0-0-0 | 3 | 4 | 2 | 0 | 3 | 0 |
| 1/2 | at Nebraska | | 5 | 0-0 | 0-0 | 0-0 | 0-1-1 | 0 | 0 | 0 | 0 | 0 | 0 |
| 1/5 | USC | | 7 | 1-1 | 0-0 | 0-0 | 0-0-0 | 0 | 2 | 1 | 0 | 2 | 2 |
| 1/8 | NORTHWESTERN | | 3 | 0-1 | 0-0 | 0-0 | 0-0-0 | 0 | 1 | 0 | 0 | 0 | 0 |
| 1/13 | INDIANA | | 5 | 0-0 | 0-0 | 0-0 | 0-0-0 | 0 | 0 | 0 | 0 | 0 | 0 |
| 1/17 | at Washington | | 11 | 1-4 | 0-1 | 0-0 | 0-0-0 | 1 | 2 | 1 | 0 | 0 | 2 |
| 1/20 | at Oregon | | 3 | 0-0 | 0-0 | 0-0 | 0-0-0 | 0 | 1 | 0 | 0 | 0 | 0 |
| 1/24 | MARYLAND | | 9 | 1-2 | 0-1 | 0-0 | 0-0-0 | 0 | 1 | 0 | 0 | 1 | 2 |
| 1/27 | at Rutgers | | 3 | 1-1 | 0-0 | 0-0 | 0-0-0 | 0 | 0 | 0 | 0 | 0 | 2 |
| 1/30 | MICHIGAN | | - | - | - | - | - | - | - | - | - | - | - |
| 2/4 | at Minnesota | | 5 | 0-0 | 0-0 | 0-0 | 0-0-0 | 1 | 1 | 1 | 0 | 0 | 0 |
| 2/7 | ILLINOIS | | 2 | 0-0 | 0-0 | 0-0 | 0-0-0 | 2 | 1 | 0 | 0 | 0 | 0 |
| 2/13 | at Wisconsin | | 8 | 0-1 | 0-0 | 0-0 | 0-0-0 | 1 | 0 | 1 | 0 | 1 | 0 |
| 2/17 | UCLA | | 2 | 0-0 | 0-0 | 0-0 | 0-0-0 | 1 | 0 | 0 | 0 | 0 | 0 |
| 2/22 | OHIO STATE | | 5 | 0-0 | 0-0 | 0-0 | 0-1-1 | 0 | 2 | 0 | 0 | 0 | 0 |
| 2/26 | at Purdue | | 4 | 0-0 | 0-0 | 0-0 | 0-0-0 | 0 | 0 | 0 | 0 | 0 | 0 |
| 3/1 | at Indiana | | 3 | 0-0 | 0-0 | 0-0 | 0-0-0 | 0 | 1 | 0 | 0 | 0 | 0 |
| 3/5 | RUTGERS | | 12 | 0-0 | 0-0 | 0-0 | 0-0-0 | 2 | 3 | 0 | 0 | 0 | 0 |
| 3/8 | at Michigan | | 4 | 0-0 | 0-0 | 0-0 | 0-0-0 | 1 | 0 | 1 | 0 | 0 | 0 |

WOJCIK'S CAREER STATS

| Year | GP/GS | Min./Avg | FG-FGA | FG% | 3FG-FGA | 3FG% | FT-FTA | FT% | OFF-DEF | REB | AVG | PF/D | A | TO | BL | ST | PTS | AVG |
|--------------|--------------|------------------|---------------|-------------|--------------|-------------|--------------|-------------|--------------|------------|------------|--------------|------------|-----------|----------|-----------|------------|------------|
| 21-22* | 26/12 | 488/18.8 | 16-65 | .246 | 5-30 | .167 | 15-20 | .750 | 6-41 | 47 | 1.8 | 40/2 | 38 | 28 | 1 | 25 | 52 | 2.0 |
| 22-23* | 15/0 | 121/8.1 | 2-16 | .125 | 0-9 | .000 | 1-5 | .200 | 8-15 | 23 | 1.5 | 12/0 | 10 | 10 | 0 | 7 | 5 | 0.3 |
| 23-24* | 23/4 | 362/15.7 | 21-54 | .389 | 5-19 | .263 | 11-15 | .733 | 7-31 | 38 | 1.7 | 35/0 | 43 | 21 | 2 | 12 | 58 | 2.5 |
| 25-26 | 27/0 | 156/5.8 | 4-16 | .250 | 0-4 | .000 | 3-6 | .500 | 1-5 | 6 | 0.2 | 21/0 | 34 | 12 | 0 | 8 | 11 | 0.4 |
| TOTAL | 91/16 | 1127/12.4 | 43-151 | .285 | 10-62 | .161 | 30-46 | .652 | 22-92 | 114 | 1.3 | 108/2 | 125 | 71 | 3 | 52 | 126 | 1.4 |

WOJCIK'S CAREER CONFERENCE STATS

| Year | GP/GS | Min./Avg | FG-FGA | FG% | 3FG-FGA | 3FG% | FT-FTA | FT% | OFF-DEF | REB | AVG | PF/D | A | TO | BL | ST | PTS | AVG |
|--------------|--------------|-----------------|--------------|-------------|-------------|-------------|-------------|-------------|--------------|-----------|------------|-------------|-----------|-----------|----------|-----------|-----------|------------|
| 21-22* | 14/12 | 274/19.6 | 13-46 | .283 | 3-22 | .136 | 2-4 | .500 | 5-27 | 32 | 2.3 | 17/0 | 13 | 17 | 1 | 15 | 31 | 2.2 |
| 22-23* | 3/0 | 19/6.3 | 0-3 | .000 | 0-2 | .000 | 0-2 | .000 | 2-3 | 5 | 1.7 | 2/0 | 1 | 2 | 0 | 1 | 0 | 0.0 |
| 23-24* | 10/1 | 130/13.0 | 11-29 | .379 | 2-10 | .200 | 2-3 | .667 | 4-6 | 10 | 1.0 | 16/0 | 9 | 4 | 1 | 3 | 26 | 2.6 |
| 25-26 | 19/0 | 103/5.4 | 4-11 | .363 | 0-3 | .000 | 3-4 | .750 | 0-2 | 2 | 0.1 | 12/0 | 16 | 9 | 0 | 3 | 11 | 0.6 |
| TOTAL | 45/13 | 526/11.7 | 28-89 | .314 | 5-37 | .135 | 7-13 | .538 | 11-38 | 49 | 1.1 | 47/0 | 39 | 32 | 2 | 22 | 68 | 1.5 |

* at Harvard



15 Carson Cooper

Senior • Center • 6-11 • 245
Jackson, Mich. • IMG Academy (Fla.)

Last Time Out | Michigan



2025-26 SEASON AVG.



| POINTS | REBOUNDS | BLOCKS | MINUTES |
|--------|----------|--------|---------|
| 19 | 6 | 0 | 29 |

| POINTS | REBOUNDS | BLOCKS | MINUTES |
|--------|----------|--------|---------|
| 10.7 | 7.1 | 0.9 | 26.4 |

SEASON HIGHS

Minutes: 37, 2x, last vs. Illinois (2/7/26)
 Points: 20 vs. Ohio State (2/22/26)
 Rebounds: 16 vs. Duke (12/6/25)
 Assists: 3, 4x, last vs. Ohio State (2/22/26)
 Steals: 4 vs. San Jose State (11/13/25)
 Field Goals: 8, 2x, last vs. Michigan (3/8/26)
 FG Att.: 14 vs. Michigan (3/8/26)
 3-PT FG: 1 vs. Maryland (1/24/26)
 3-PT FG Att: 1, 4x, last vs. Maryland (1/24/26)
 Free Throws: 8 vs. UCLA (2/17/26)
 FT Att.: 10 vs. San Jose State (11/13/25)
 Blocks: 4 vs. Oregon (1/20/26)

CAREER HIGHS

Minutes: 37, 2x, last vs. Illinois (2/7/26)
 Points: 20 vs. Ohio State (2/22/26)
 Rebounds: 16 vs. Duke (12/6/25)
 Assists: 3, 6x, last vs. Ohio State (2/22/26)
 Steals: 4 vs. San Jose State (11/13/25)
 Field Goals: 8, 2x, last vs. Michigan (3/8/26)
 FG Att.: 14 vs. Michigan (3/8/26)
 3-PT FG: 1 vs. Maryland (1/24/26)
 3-PT FG Att: 1, 5x, last vs. Maryland (1/24/26)
 Free Throws: 8 vs. UCLA (2/17/26)
 FT Att.: 10 vs. San Jose State (11/13/25)
 Blocks: 4 vs. Oregon (1/20/26)

BIG TEN HIGHS

Minutes: 37, 2x, last vs. Illinois (2/7/26)
 Points: 20 vs. Ohio State (2/22/26)
 Rebounds: 14 vs. Rutgers (1/27/26)
 Assists: 3, 4x, last vs. Ohio State (2/22/26)
 Steals: 3 vs. Maryland (1/24/26)
 Field Goals: 8, 2x, last vs. Michigan (3/8/26)
 FG Att.: 14 vs. Michigan (3/8/26)
 3-PT FG: 1 vs. Maryland (1/24/26)
 3-PT FG Att: 1, 2x, last vs. Maryland (1/24/26)
 Free Throws: 8 vs. UCLA (2/17/26)
 FT Att.: 9 vs. UCLA (2/17/26)
 Blocks: 4 vs. Oregon (1/20/26)

PRODUCTION TRACKER (MSU'S RECORD)

| | Season | Career |
|--------------------------|-----------|-----------|
| Double-Figure Scoring | 17 (16-1) | 21 (19-2) |
| Double-Figure Rebounding | 4 (2-2) | 7 (4-3) |
| Double-Figure Assists | 0 (0-0) | 0 (0-0) |
| Double-Doubles | 3 (2-1) | 3 (2-1) |
| Led MSU in Scoring | 6 (5-1) | 6 (5-1) |
| Led MSU in Rebounding | 11 (8-3) | 26 (17-9) |
| Led MSU in Assists | 0 (0-0) | 0 (0-0) |
| 20+ Point Games | 1 (1-0) | 1 (1-0) |
| 30+ Point Games | 0 (0-0) | 0 (0-0) |

Cooper Game-by-Game 2025-26

| Date | Opponent | St. | Min. | FG-A | 3FG-A | FT-FTA | O-D-R | PF | A | TO | B | S | TP |
|-------|--------------------|-----|------|------|-------|--------|---------|----|---|----|---|---|----|
| 11/3 | COLGATE | * | 28 | 4-10 | 0-0 | 2-4 | 3-3-6 | 2 | 0 | 2 | 0 | 0 | 10 |
| 11/8 | ARKANSAS | * | 21 | 3-5 | 0-0 | 3-4 | 1-1-2 | 3 | 2 | 0 | 2 | 1 | 9 |
| 11/13 | SAN JOSE STATE | * | 27 | 6-7 | 0-0 | 5-10 | 3-4-7 | 3 | 2 | 1 | 1 | 4 | 17 |
| 11/18 | vs. Kentucky | * | 23 | 1-7 | 0-1 | 0-0 | 2-4-6 | 2 | 2 | 0 | 1 | 0 | 2 |
| 11/21 | DETROIT MERCY | * | 20 | 4-4 | 0-0 | 4-4 | 2-4-6 | 3 | 0 | 2 | 0 | 1 | 12 |
| 11/25 | vs. East Carolina | * | 20 | 3-4 | 0-1 | 4-4 | 3-6-9 | 2 | 2 | 1 | 1 | 1 | 10 |
| 11/27 | vs. North Carolina | * | 30 | 6-10 | 0-0 | 2-2 | 1-5-6 | 3 | 1 | 4 | 0 | 0 | 14 |
| 12/2 | IOWA | * | 19 | 1-3 | 0-0 | 1-2 | 1-4-5 | 2 | 2 | 5 | 1 | 0 | 3 |
| 12/6 | DUKE | * | 32 | 7-13 | 0-0 | 2-3 | 5-11-16 | 1 | 1 | 0 | 1 | 0 | 16 |
| 12/13 | at Penn State | * | 30 | 2-8 | 0-0 | 6-6 | 1-5-6 | 1 | 0 | 1 | 1 | 0 | 10 |
| 12/16 | TOLEDO | * | 24 | 2-5 | 0-1 | 4-6 | 0-9-9 | 1 | 3 | 3 | 2 | 1 | 8 |
| 12/20 | vs. Oakland | * | 23 | 5-7 | 0-0 | 5-5 | 2-3-5 | 2 | 2 | 1 | 3 | 0 | 15 |
| 12/29 | CORNELL | * | 16 | 2-3 | 0-0 | 5-7 | 5-1-6 | 1 | 2 | 1 | 0 | 0 | 9 |
| 1/2 | at Nebraska | * | 31 | 2-6 | 0-0 | 2-6 | 6-7-13 | 2 | 1 | 3 | 0 | 0 | 6 |
| 1/5 | USC | * | 27 | 1-1 | 0-0 | 3-4 | 0-4-4 | 2 | 2 | 0 | 2 | 1 | 5 |
| 1/8 | NORTHWESTERN | * | 33 | 6-6 | 0-0 | 6-8 | 1-8-9 | 3 | 0 | 1 | 1 | 0 | 18 |
| 1/13 | INDIANA | * | 22 | 1-2 | 0-0 | 5-6 | 3-4-7 | 4 | 3 | 2 | 1 | 1 | 7 |
| 1/17 | at Washington | * | 28 | 5-10 | 0-0 | 0-0 | 1-5-6 | 1 | 3 | 0 | 0 | 2 | 10 |
| 1/20 | at Oregon | * | 33 | 8-10 | 0-0 | 3-4 | 2-5-7 | 2 | 1 | 2 | 4 | 1 | 19 |
| 1/24 | MARYLAND | * | 24 | 4-8 | 1-1 | 5-5 | 2-6-8 | 0 | 1 | 0 | 0 | 3 | 14 |
| 1/27 | at Rutgers | * | 37 | 5-10 | 0-0 | 2-2 | 3-11-14 | 1 | 2 | 4 | 2 | 0 | 12 |
| 1/30 | MICHIGAN | * | 27 | 3-5 | 0-0 | 0-0 | 0-2-2 | 3 | 1 | 3 | 1 | 0 | 6 |
| 2/4 | at Minnesota | * | 20 | 0-3 | 0-0 | 0-0 | 2-3-5 | 0 | 1 | 1 | 0 | 0 | 0 |
| 2/7 | ILLINOIS | * | 37 | 3-4 | 0-0 | 3-4 | 2-6-8 | 1 | 1 | 0 | 1 | 0 | 9 |
| 2/13 | at Wisconsin | * | 20 | 3-6 | 0-0 | 0-0 | 2-6-8 | 4 | 0 | 1 | 0 | 0 | 6 |
| 2/17 | UCLA | * | 25 | 2-2 | 0-0 | 8-9 | 0-7-7 | 2 | 0 | 4 | 2 | 1 | 12 |
| 2/22 | OHIO STATE | * | 34 | 7-10 | 0-0 | 6-6 | 3-8-11 | 1 | 3 | 1 | 0 | 0 | 20 |
| 2/26 | at Purdue | * | 30 | 6-9 | 0-0 | 3-3 | 1-5-6 | 2 | 1 | 0 | 1 | 1 | 15 |
| 3/1 | at Indiana | * | 21 | 1-3 | 0-0 | 2-4 | 0-3-3 | 3 | 2 | 0 | 0 | 0 | 4 |
| 3/5 | RUTGERS | * | 29 | 4-6 | 0-0 | 6-8 | 2-4-6 | 2 | 0 | 2 | 2 | 0 | 14 |
| 3/8 | at Michigan | * | 29 | 8-14 | 0-0 | 3-4 | 3-3-6 | 4 | 2 | 2 | 0 | 1 | 19 |

COOPER'S CAREER STATS

| Year | GP/GS | Min./Avg | FG-FGA | FG% | 3FG-FGA | 3FG% | FT-FTA | FT% | OFF-DEF | REB | AVG | PF/D | A | TO | BL | ST | PTS | AVG |
|--------------|---------------|------------------|----------------|-------------|------------|-------------|----------------|-------------|----------------|------------|------------|--------------|-----------|------------|-----------|-----------|------------|------------|
| 22-23 | 30/0 | 197/6.6 | 19-26 | .731 | 0-0 | .000 | 9-19 | .474 | 12-15 | 27 | 0.9 | 32/0 | 3 | 7 | 8 | 4 | 47 | 1.6 |
| 23-24 | 35/8 | 595/17.0 | 40-75 | .533 | 0-0 | .000 | 38-60 | .633 | 52-103 | 155 | 4.4 | 61/1 | 16 | 26 | 23 | 15 | 118 | 3.4 |
| 24-25 | 37/0 | 635/17.2 | 64-107 | .598 | 0-1 | .000 | 58-78 | .744 | 55-138 | 193 | 5.2 | 82/2 | 22 | 28 | 24 | 7 | 186 | 5.0 |
| 25-26 | 31/31 | 818/26.4 | 115-201 | .572 | 1-4 | .250 | 100-129 | .775 | 61-159 | 221 | 7.1 | 63/0 | 43 | 48 | 30 | 19 | 331 | 10.7 |
| TOTAL | 133/39 | 2245/16.9 | 238-409 | .582 | 1-5 | .200 | 205-286 | .717 | 181-415 | 596 | 4.5 | 238/3 | 84 | 109 | 85 | 45 | 682 | 5.1 |

COOPER'S CAREER BIG TEN STATS

| Year | GP/GS | Min./Avg | FG-FGA | FG% | 3FG-FGA | 3FG% | FT-FTA | FT% | OFF-DEF | REB | AVG | PF/D | A | TO | BL | ST | PTS | AVG |
|--------------|--------------|------------------|----------------|-------------|------------|-------------|----------------|-------------|---------------|------------|------------|--------------|-----------|-----------|-----------|-----------|------------|------------|
| 22-23 | 16/0 | 96/6.0 | 10-11 | .909 | 0-0 | .000 | 4-9 | .444 | 5-9 | 14 | 0.9 | 16/0 | 2 | 5 | 5 | 2 | 24 | 1.5 |
| 23-24 | 20/1 | 337/16.9 | 22-44 | .500 | 0-0 | .000 | 21-29 | .724 | 28-54 | 82 | 4.1 | 30/0 | 11 | 18 | 11 | 10 | 65 | 3.3 |
| 24-25 | 20/0 | 369/18.5 | 30-54 | .556 | 0-1 | .000 | 37-52 | .712 | 30-83 | 113 | 5.7 | 54/2 | 10 | 10 | 15 | 4 | 97 | 4.9 |
| 25-26 | 20/20 | 557/27.9 | 72-126 | .571 | 1-1 | 1.000 | 64-80 | .800 | 35-107 | 142 | 7.1 | 40/0 | 26 | 33 | 19 | 11 | 209 | 10.5 |
| TOTAL | 76/21 | 1359/17.9 | 134-235 | .570 | 1-2 | .500 | 126-170 | .741 | 98-253 | 351 | 4.6 | 140/2 | 49 | 66 | 50 | 27 | 395 | 5.2 |



20

Nick Sanders

Senior • Guard • 5-11 • 185

Franklin, Mich. • Detroit Country Day

Last Time Out | Michigan



2025-26 SEASON AVG.



| POINTS | REBOUNDS | ASSISTS | MINUTES |
|--------|----------|---------|---------|
| 0 | 0 | 0 | 1 |

| POINTS | REBOUNDS | ASSISTS | MINUTES |
|--------|----------|---------|---------|
| 0.5 | 0.1 | 0.1 | 1.6 |

SEASON HIGHS

Minutes: 3, 2x last vs. Cornell (12/29/25)
 Points: 3, 2x last vs. Cornell (12/29/25)
 Rebounds: 1 vs. Detroit Mercy (11/21/25)
 Assists: 1 vs. San Jose State (11/13/25)
 Steals: -
 Field Goals: 1, 2x last vs. Cornell (12/29/25)
 FG Att.: 2, 2x, last vs. East Carolina (11/25/25)
 3-PT FG: 1, 2x last vs. Cornell (12/29/25)
 3-PT FG Att: 2 vs. Detroit Mercy (11/21/25)
 Free Throws: -
 FT Att.: -
 Blocks: -

CAREER HIGHS

Minutes: 3, 3x last vs. Cornell (12/29/25)
 Points: 3, 3x last vs. Cornell (12/29/25)
 Rebounds: 1, 3x, last vs. Detroit Mercy (11/21/25)
 Assists: 1 vs. San Jose State (11/13/25)
 Steals: -
 Field Goals: 1, 7x last vs. Cornell (12/29/25)
 FG Att.: 2, 4x, last vs. East Carolina (11/25/25)
 3-PT FG: 1, 3x last vs. Cornell (12/29/25)
 3-PT FG Att: 2 vs. Detroit Mercy (11/21/25)
 Free Throws: -
 FT Att.: -
 Blocks: -

BIG TEN HIGHS

Minutes: 3 vs. Nebraska (12/7/24)
 Points: 2 vs. Washington (1/9/25)
 Rebounds: 1, 2x, last vs. Washington (1/9/25)
 Assists: -
 Steals: -
 Field Goals: 1 vs. Washington (1/9/25)
 FG Att.: 2 vs. Washington (1/9/25)
 3-PT FG: -
 3-PT FG Att: 1 vs. Washington (1/9/25)
 Free Throws: -
 FT Att.: -
 Blocks: -

PRODUCTION TRACKER (MSU'S RECORD)

| | Season | Career |
|--------------------------|---------|---------|
| Double-Figure Scoring | 0 (0-0) | 0 (0-0) |
| Double-Figure Rebounding | 0 (0-0) | 0 (0-0) |
| Double-Figure Assists | 0 (0-0) | 0 (0-0) |
| Double-Doubles | 0 (0-0) | 0 (0-0) |
| Led MSU in Scoring | 0 (0-0) | 0 (0-0) |
| Led MSU in Rebounding | 0 (0-0) | 0 (0-0) |
| Led MSU in Assists | 0 (0-0) | 0 (0-0) |
| 20+ Point Games | 0 (0-0) | 0 (0-0) |
| 30+ Point Games | 0 (0-0) | 0 (0-0) |

Sanders Game-by-Game 2025-26

| Date | Opponent | St. | Min. | FG-A | 3FG-A | FT-FTA | O-D-R | PF | A | TO | B | S | TP |
|-------|--------------------|-----|------|------|-------|--------|-------|----|---|----|---|---|----|
| 11/3 | COLGATE | - | - | - | - | - | - | - | - | - | - | - | - |
| 11/8 | ARKANSAS | - | - | - | - | - | - | - | - | - | - | - | - |
| 11/13 | SAN JOSE STATE | 1 | 0-0 | 0-0 | 0-0 | 0-0 | 0-0-0 | 0 | 1 | 0 | 0 | 0 | 0 |
| 11/18 | vs. Kentucky | 1 | 0-1 | 0-0 | 0-0 | 0-0 | 0-0-0 | 0 | 0 | 0 | 0 | 0 | 0 |
| 11/21 | DETROIT MERCY | 1 | 1-2 | 1-2 | 0-0 | 0-1-1 | 0 | 0 | 0 | 0 | 0 | 0 | 3 |
| 11/25 | vs. East Carolina | 3 | 0-2 | 0-1 | 0-0 | 0-0-0 | 1 | 0 | 0 | 0 | 0 | 0 | 0 |
| 11/27 | vs. North Carolina | - | - | - | - | - | - | - | - | - | - | - | - |
| 12/2 | IOWA | 2 | 0-0 | 0-0 | 0-0 | 0-0-0 | 0 | 0 | 0 | 0 | 0 | 0 | 0 |
| 12/6 | DUKE | - | - | - | - | - | - | - | - | - | - | - | - |
| 12/13 | at Penn State | - | - | - | - | - | - | - | - | - | - | - | - |
| 12/16 | TOLEDO | 2 | 0-0 | 0-0 | 0-0 | 0-0-0 | 0 | 0 | 0 | 0 | 0 | 0 | 0 |
| 12/20 | vs. Oakland | - | - | - | - | - | - | - | - | - | - | - | - |
| 12/29 | CORNELL | 3 | 1-1 | 1-1 | 0-0 | 0-0-0 | 0 | 0 | 0 | 0 | 0 | 0 | 3 |
| 1/2 | at Nebraska | - | - | - | - | - | - | - | - | - | - | - | - |
| 1/5 | USC | 2 | 0-0 | 0-0 | 0-0 | 0-0-0 | 0 | 0 | 0 | 0 | 0 | 0 | 0 |
| 1/8 | NORTHWESTERN | - | - | - | - | - | - | - | - | - | - | - | - |
| 1/13 | INDIANA | 1 | 0-0 | 0-0 | 0-0 | 0-0-0 | 0 | 0 | 0 | 0 | 0 | 0 | 0 |
| 1/17 | at Washington | - | - | - | - | - | - | - | - | - | - | - | - |
| 1/20 | at Oregon | 1 | 0-0 | 0-0 | 0-0 | 0-0-0 | 0 | 0 | 0 | 0 | 0 | 0 | 0 |
| 1/24 | MARYLAND | 2 | 0-0 | 0-0 | 0-0 | 0-0-0 | 0 | 0 | 0 | 0 | 0 | 0 | 0 |
| 1/27 | at Rutgers | - | - | - | - | - | - | - | - | - | - | - | - |
| 1/30 | MICHIGAN | - | - | - | - | - | - | - | - | - | - | - | - |
| 2/4 | at Minnesota | - | - | - | - | - | - | - | - | - | - | - | - |
| 2/7 | ILLINOIS | - | - | - | - | - | - | - | - | - | - | - | - |
| 2/13 | at Wisconsin | - | - | - | - | - | - | - | - | - | - | - | - |
| 2/17 | UCLA | 2 | 0-0 | 0-0 | 0-0 | 0-0-0 | 0 | 0 | 0 | 0 | 0 | 0 | 0 |
| 2/22 | OHIO STATE | - | - | - | - | - | - | - | - | - | - | - | - |
| 2/26 | at Purdue | - | - | - | - | - | - | - | - | - | - | - | - |
| 3/1 | at Indiana | - | - | - | - | - | - | - | - | - | - | - | - |
| 3/5 | RUTGERS | 1 | 0-0 | 0-0 | 0-0 | 0-0-0 | 0 | 0 | 0 | 0 | 0 | 0 | 0 |
| 3/8 | at Michigan | - | - | - | - | - | - | - | - | - | - | - | - |

SANDERS' CAREER STATS

| Year | GP/GS | Min./Avg | FG-FGA | FG% | 3FG-FGA | 3FG% | FT-FTA | FT% | OFF-DEF | REB | AVG | PF/D | A | TO | BL | ST | PTS | AVG |
|--------------|-------------|---------------|-------------|-------------|-------------|-------------|------------|-------------|------------|----------|------------|------------|----------|----------|----------|----------|-----------|------------|
| 22-23 | 7/0 | 7/1.0 | 0-2 | .000 | 0-1 | .000 | 0-0 | .000 | 0-0 | 0 | 0.0 | 0/0 | 0 | 0 | 0 | 0 | 0 | 0.0 |
| 23-24 | 9/0 | 12/1.3 | 1-4 | .250 | 1-3 | .333 | 0-0 | .000 | 0-0 | 0 | 0.0 | 0/0 | 0 | 0 | 0 | 0 | 3 | 0.0 |
| 24-25 | 10/0 | 12/1.2 | 4-7 | .571 | 0-2 | .000 | 0-0 | .000 | 1-1 | 2 | 0.2 | 0/0 | 0 | 1 | 0 | 0 | 8 | 0.8 |
| 25-26 | 13/0 | 21/1.6 | 2-6 | .333 | 2-4 | .500 | 0-0 | .000 | 0-1 | 1 | 0.1 | 1/0 | 1 | 0 | 0 | 0 | 6 | 0.5 |
| TOTAL | 39/0 | 53/1.3 | 7-19 | .368 | 3-10 | .300 | 0-0 | .000 | 1-2 | 3 | 0.1 | 1/0 | 1 | 1 | 0 | 0 | 17 | 0.4 |

SANDERS' CAREER BIG TEN STATS

| Year | GP/GS | Min./Avg | FG-FGA | FG% | 3FG-FGA | 3FG% | FT-FTA | FT% | OFF-DEF | REB | AVG | PF/D | A | TO | BL | ST | PTS | AVG |
|--------------|-------------|---------------|------------|-------------|------------|-------------|------------|-------------|------------|----------|------------|------------|----------|----------|----------|----------|----------|------------|
| 22-23 | 2/0 | 2/0.7 | 0-0 | .000 | 0-0 | .000 | 0-0 | .000 | 0-0 | 0 | 0.0 | 0/0 | 0 | 0 | 0 | 0 | 0 | 0.0 |
| 23-24 | 2/0 | 3/1.5 | 0-0 | .000 | 0-0 | .000 | 0-0 | .000 | 0-0 | 0 | 0.0 | 0/0 | 0 | 0 | 0 | 0 | 0 | 0.0 |
| 24-25 | 3/0 | 4/2.0 | 1-3 | .333 | 0-1 | .000 | 0-0 | .000 | 1-1 | 2 | 0.7 | 0/0 | 0 | 0 | 0 | 0 | 2 | 0.7 |
| 25-26 | 7/0 | 11/1.6 | 0-0 | .000 | 0-0 | .000 | 0-0 | .000 | 0-0 | 0 | 0.0 | 0/0 | 0 | 0 | 0 | 0 | 0 | 0.0 |
| TOTAL | 15/0 | 21/1.4 | 1-3 | .333 | 0-1 | .000 | 0-0 | .000 | 1-1 | 2 | 0.1 | 0/0 | 0 | 0 | 0 | 0 | 2 | 0.1 |



35

Jesse McCulloch

R-Freshman • Forward • 6-11 • 245
Cleveland, Ohio • Lutheran East

Last Time Out | Michigan



2025-26 SEASON AVG.



| POINTS | REBOUNDS | BLOCKS | MINUTES |
|--------|----------|--------|---------|
| 0 | 0 | 0 | 1 |

| POINTS | REBOUNDS | BLOCKS | MINUTES |
|--------|----------|--------|---------|
| 2.4 | 1.3 | 0.4 | 7.5 |

SEASON HIGHS

| | |
|--------------|---------------------------------------|
| Minutes: | 16 vs. Iowa (12/2/25) |
| Points: | 9 vs. Iowa (12/2/25) |
| Rebounds: | 8 vs. Toledo (12/16/25) |
| Assists: | 2 vs. East Carolina (11/25/25) |
| Steals: | 1, 3x, last vs. Northwestern (1/8/26) |
| Field Goals: | 4 vs. Iowa (12/2/25) |
| FG Att.: | 6 vs. Iowa (12/2/25) |
| 3-PT FG: | 2 vs. Kentucky (11/18/25) |
| 3-PT FG Att: | 3 vs. Maryland (1/24/26) |
| Free Throws: | 4 vs. Oakland (12/20/25) |
| FT Att.: | 4, 2x, last vs. Oakland (12/20/25) |
| Blocks: | 3 vs. Toledo (12/16/25) |

CAREER HIGHS

| | |
|--------------|---------------------------------------|
| Minutes: | 16 vs. Iowa (12/2/25) |
| Points: | 9 vs. Iowa (12/2/25) |
| Rebounds: | 8 vs. Toledo (12/16/25) |
| Assists: | 2 vs. East Carolina (11/25/25) |
| Steals: | 1, 3x, last vs. Northwestern (1/8/26) |
| Field Goals: | 4 vs. Iowa (12/2/25) |
| FG Att.: | 6 vs. Iowa (12/2/25) |
| 3-PT FG: | 2 vs. Kentucky (11/18/25) |
| 3-PT FG Att: | 3 vs. Maryland (1/24/26) |
| Free Throws: | 4 vs. Oakland (12/20/25) |
| FT Att.: | 4, 2x, last vs. Oakland (12/20/25) |
| Blocks: | 3 vs. Toledo (12/16/25) |

BIG TEN HIGHS

| | |
|--------------|-------------------------------------|
| Minutes: | 16 vs. Iowa (12/2/25) |
| Points: | 9 vs. Iowa (12/2/25) |
| Rebounds: | 2, 3x, last vs. Wisconsin (2/13/26) |
| Assists: | 1, 2x, last vs. Wisconsin (2/13/26) |
| Steals: | 1 vs. Northwestern (1/8/26) |
| Field Goals: | 4 vs. Iowa (12/2/25) |
| FG Att.: | 6 vs. Iowa (12/2/25) |
| 3-PT FG: | 1, 3x, last vs. Maryland (1/24/26) |
| 3-PT FG Att: | 3 vs. Maryland (1/24/26) |
| Free Throws: | 2 vs. Penn State (12/13/25) |
| FT Att.: | 2 vs. Penn State (12/13/25) |
| Blocks: | 1, 3x, last vs. Michigan (1/30/26) |

PRODUCTION TRACKER (MSU'S RECORD)

| | Season | Career |
|--------------------------|---------|---------|
| Double-Figure Scoring | 0 (0-0) | 0 (0-0) |
| Double-Figure Rebounding | 0 (0-0) | 0 (0-0) |
| Double-Figure Assists | 0 (0-0) | 0 (0-0) |
| Double-Doubles | 0 (0-0) | 0 (0-0) |
| Led MSU in Scoring | 0 (0-0) | 0 (0-0) |
| Led MSU in Rebounding | 0 (0-0) | 0 (0-0) |
| Led MSU in Assists | 0 (0-0) | 0 (0-0) |
| 20+ Point Games | 0 (0-0) | 0 (0-0) |
| 30+ Point Games | 0 (0-0) | 0 (0-0) |

McCulloch Game-by-Game 2025-26

| Date | Opponent | St. | Min. | FG-A | 3FG-A | FT-FTA | O-D-R | PF | A | TO | B | S | TP |
|-------|--------------------|-----|------|------|-------|--------|-------|----|---|----|---|---|----|
| 11/3 | COLGATE | | 6 | 1-1 | 0-0 | 0-0 | 0-0-0 | 1 | 0 | 1 | 0 | 0 | 2 |
| 11/8 | ARKANSAS | | 4 | 1-2 | 0-1 | 0-0 | 0-0-0 | 0 | 0 | 0 | 0 | 0 | 2 |
| 11/13 | SAN JOSE STATE | | 6 | 0-1 | 0-0 | 0-0 | 0-1-1 | 2 | 0 | 0 | 0 | 1 | 0 |
| 11/18 | vs. Kentucky | | 9 | 3-3 | 2-2 | 0-0 | 0-2-2 | 3 | 0 | 0 | 0 | 0 | 8 |
| 11/21 | DETROIT MERCY | | 14 | 1-2 | 0-0 | 3-4 | 3-3-6 | 3 | 0 | 0 | 2 | 0 | 5 |
| 11/25 | vs. East Carolina | | 14 | 1-3 | 0-0 | 0-0 | 1-1-2 | 2 | 2 | 1 | 2 | 1 | 2 |
| 11/27 | vs. North Carolina | | 2 | 0-0 | 0-0 | 0-0 | 0-0-0 | 0 | 0 | 0 | 0 | 0 | 0 |
| 12/2 | IOWA | | 16 | 4-6 | 1-2 | 0-0 | 1-1-2 | 3 | 0 | 1 | 0 | 0 | 9 |
| 12/6 | DUKE | | 5 | 1-2 | 1-2 | 0-0 | 0-1-1 | 0 | 0 | 0 | 0 | 0 | 3 |
| 12/13 | at Penn State | | 10 | 0-2 | 0-1 | 2-2 | 1-0-1 | 0 | 0 | 0 | 0 | 0 | 2 |
| 12/16 | TOLEDO | | 14 | 3-3 | 1-1 | 0-0 | 3-5-8 | 3 | 1 | 2 | 3 | 0 | 7 |
| 12/20 | vs. Oakland | | 15 | 2-5 | 0-0 | 4-4 | 1-0-1 | 0 | 0 | 3 | 2 | 0 | 8 |
| 12/29 | CORNELL | | 14 | 2-2 | 1-1 | 2-2 | 0-1-1 | 1 | 1 | 0 | 0 | 0 | 7 |
| 1/2 | at Nebraska | | 4 | 0-0 | 0-0 | 0-0 | 0-0-0 | 0 | 0 | 0 | 0 | 0 | 0 |
| 1/5 | USC | | 11 | 0-3 | 0-1 | 0-0 | 0-1-1 | 0 | 0 | 0 | 1 | 0 | 0 |
| 1/8 | NORTHWESTERN | | 1 | 0-0 | 0-0 | 0-0 | 0-0-0 | 0 | 0 | 0 | 0 | 1 | 0 |
| 1/13 | INDIANA | | 2 | 0-0 | 0-0 | 0-0 | 0-0-0 | 1 | 0 | 0 | 0 | 0 | 0 |
| 1/17 | at Washington | | 8 | 1-1 | 1-1 | 0-0 | 1-1-2 | 1 | 0 | 0 | 0 | 0 | 3 |
| 1/20 | at Oregon | | 6 | 0-1 | 0-1 | 0-0 | 1-0-1 | 0 | 1 | 0 | 0 | 0 | 0 |
| 1/24 | MARYLAND | | 9 | 1-3 | 1-3 | 0-0 | 0-1-1 | 0 | 0 | 0 | 1 | 0 | 3 |
| 1/27 | at Rutgers | | - | - | - | - | - | - | - | - | - | - | - |
| 1/30 | MICHIGAN | | 8 | 0-1 | 0-1 | 2-2 | 0-2-2 | 1 | 0 | 1 | 1 | 0 | 2 |
| 2/4 | at Minnesota | | 1 | 0-0 | 0-0 | 0-0 | 0-0-0 | 1 | 0 | 0 | 0 | 0 | 0 |
| 2/7 | ILLINOIS | | 3 | 0-1 | 0-0 | 0-0 | 0-0-0 | 0 | 0 | 0 | 0 | 0 | 0 |
| 2/13 | at Wisconsin | | 9 | 0-2 | 0-0 | 0-0 | 2-0-2 | 1 | 1 | 0 | 0 | 0 | 0 |
| 2/17 | UCLA | | 9 | 1-2 | 0-0 | 0-0 | 1-1-2 | 1 | 0 | 0 | 0 | 0 | 2 |
| 2/22 | OHIO STATE | | 4 | 0-1 | 0-0 | 0-0 | 0-0-0 | 2 | 0 | 0 | 0 | 0 | 0 |
| 2/26 | at Purdue | | - | - | - | - | - | - | - | - | - | - | - |
| 3/1 | at Indiana | | - | - | - | - | - | - | - | - | - | - | - |
| 3/5 | RUTGERS | | - | - | - | - | - | - | - | - | - | - | - |
| 3/8 | at Michigan | | 0 | 0-0 | 0-0 | 0-0 | 0-0-0 | 1 | 0 | 0 | 0 | 0 | 0 |

MCCULLOCH'S CAREER STATS

| Year | GP/GS | Min./Avg | FG-FGA | FG% | 3FG-FGA | 3FG% | FT-FTA | FT% | OFF-DEF | REB | AVG | PF/D | A | TO | BL | ST | PTS | AVG |
|-------|-------|----------|--------|------|---------|------|--------|------|---------|-----|-----|------|---|----|----|----|-----|-----|
| 25-26 | 27/0 | 203/7.5 | 22-47 | .468 | 8-17 | .471 | 13-14 | .929 | 15-21 | 36 | 1.3 | 27/0 | 6 | 9 | 12 | 3 | 65 | 2.4 |
| TOTAL | 27/0 | 203/7.5 | 22-47 | .468 | 8-17 | .471 | 13-14 | .929 | 15-21 | 36 | 1.3 | 27/0 | 6 | 9 | 12 | 3 | 65 | 2.4 |

MCCULLOCH'S CAREER BIG TEN STATS

| Year | GP/GS | Min./Avg | FG-FGA | FG% | 3FG-FGA | 3FG% | FT-FTA | FT% | OFF-DEF | REB | AVG | PF/D | A | TO | BL | ST | PTS | AVG |
|-------|-------|----------|--------|------|---------|------|--------|-------|---------|-----|-----|------|---|----|----|----|-----|-----|
| 25-26 | 16/0 | 103/6.4 | 7-21 | .333 | 3-10 | .300 | 4-4 | 1.000 | 7-7 | 13 | 0.9 | 12/0 | 2 | 2 | 3 | 1 | 21 | 1.3 |
| TOTAL | 16/0 | 103/6.4 | 7-21 | .333 | 3-10 | .300 | 4-4 | 1.000 | 7-7 | 13 | 0.9 | 12/0 | 2 | 2 | 3 | 1 | 21 | 1.3 |



40

Brennan Walton

R-Freshman • Forward • 6-8 • 230
Okemos, Mich. • Okemos

Last Time Out | Michigan



2025-26 SEASON AVG.



| POINTS | REBOUNDS | ASSISTS | MINUTES |
|--------|----------|---------|---------|
| - | - | - | - |

| POINTS | REBOUNDS | ASSISTS | MINUTES |
|--------|----------|---------|---------|
| 0.5 | 0.4 | 0.0 | 1.4 |

SEASON HIGHS

Minutes: 3 vs. East Carolina (11/25/25)
 Points: 3 vs. Toledo (12/16/25)
 Rebounds: 2 vs. East Carolina (11/25/25)
 Assists: -
 Steals: -
 Field Goals: 1, 2x, last vs. Toledo (12/16/25)
 FG Att.: 1, 4x, last vs. UCLA (2/17/26)
 3-PT FG: 1 vs. Toledo (12/16/25)
 3-PT FG Att: 1, 2x, last vs. UCLA (2/17/26)
 Free Throws: -
 FT Att.: -
 Blocks: -

CAREER HIGHS

Minutes: 3 vs. East Carolina (11/25/25)
 Points: 3 vs. Toledo (12/16/25)
 Rebounds: 2 vs. East Carolina (11/25/25)
 Assists: -
 Steals: -
 Field Goals: 1, 2x, last vs. Toledo (12/16/25)
 FG Att.: 1, 4x, last vs. UCLA (2/17/26)
 3-PT FG: 1 vs. Toledo (12/16/25)
 3-PT FG Att: 1, 2x, last vs. UCLA (2/17/26)
 Free Throws: -
 FT Att.: -
 Blocks: -

BIG TEN HIGHS

Minutes: 2, 2x, last vs. UCLA (2/17/26)
 Points: -
 Rebounds: 1 vs. Indiana (1/13/26)
 Assists: -
 Steals: -
 Field Goals: -
 FG Att.: 1, 2x, last vs. UCLA (2/17/26)
 3-PT FG: -
 3-PT FG Att: 1 vs. UCLA (2/17/26)
 Free Throws: -
 FT Att.: -
 Blocks: -

PRODUCTION TRACKER (MSU'S RECORD)

| | Season | Career |
|--------------------------|---------|---------|
| Double-Figure Scoring | 0 (0-0) | 0 (0-0) |
| Double-Figure Rebounding | 0 (0-0) | 0 (0-0) |
| Double-Figure Assists | 0 (0-0) | 0 (0-0) |
| Double-Doubles | 0 (0-0) | 0 (0-0) |
| Led MSU in Scoring | 0 (0-0) | 0 (0-0) |
| Led MSU in Rebounding | 0 (0-0) | 0 (0-0) |
| Led MSU in Assists | 0 (0-0) | 0 (0-0) |
| 20+ Point Games | 0 (0-0) | 0 (0-0) |
| 30+ Point Games | 0 (0-0) | 0 (0-0) |

Walton Game-by-Game 2025-26

| Date | Opponent | St. | Min. | FG-A | 3FG-A | FT-FTA | O-D-R | PF | A | TO | B | S | TP |
|-------|--------------------|-----|------|------|-------|--------|-------|----|---|----|---|---|----|
| 11/3 | COLGATE | - | - | - | - | - | - | - | - | - | - | - | - |
| 11/8 | ARKANSAS | - | - | - | - | - | - | - | - | - | - | - | - |
| 11/13 | SAN JOSE STATE | - | - | - | - | - | - | - | - | - | - | - | - |
| 11/18 | vs. Kentucky | 1 | 0-0 | 0-0 | 0-0 | 0-0 | 0-0-0 | 0 | 0 | 0 | 0 | 0 | 0 |
| 11/21 | DETROIT MERCY | 1 | 0-0 | 0-0 | 0-0 | 0-0 | 0-0-0 | 0 | 0 | 0 | 0 | 0 | 0 |
| 11/25 | vs. East Carolina | 3 | 1-1 | 0-0 | 0-0 | 0-0 | 1-1-2 | 0 | 0 | 0 | 0 | 0 | 2 |
| 11/27 | vs. North Carolina | - | - | - | - | - | - | - | - | - | - | - | - |
| 12/2 | IOWA | 1 | 0-0 | 0-0 | 0-0 | 0-0 | 0-0-0 | 0 | 0 | 0 | 0 | 0 | 0 |
| 12/6 | DUKE | - | - | - | - | - | - | - | - | - | - | - | - |
| 12/13 | at Penn State | - | - | - | - | - | - | - | - | - | - | - | - |
| 12/16 | TOLEDO | 1 | 1-1 | 1-1 | 0-0 | 0-0 | 0-1-1 | 0 | 0 | 0 | 0 | 0 | 3 |
| 12/20 | vs. Oakland | - | - | - | - | - | - | - | - | - | - | - | - |
| 12/29 | CORNELL | 1 | 0-0 | 0-0 | 0-0 | 0-0 | 0-0-0 | 1 | 0 | 0 | 0 | 0 | 0 |
| 1/2 | at Nebraska | - | - | - | - | - | - | - | - | - | - | - | - |
| 1/5 | USC | 1 | 0-0 | 0-0 | 0-0 | 0-0 | 0-0-0 | 0 | 0 | 0 | 0 | 0 | 0 |
| 1/8 | NORTHWESTERN | - | - | - | - | - | - | - | - | - | - | - | - |
| 1/13 | INDIANA | 1 | 0-0 | 0-0 | 0-0 | 0-0 | 0-1-1 | 1 | 0 | 1 | 0 | 0 | 0 |
| 1/17 | at Washington | - | - | - | - | - | - | - | - | - | - | - | - |
| 1/20 | at Oregon | 1 | 0-0 | 0-0 | 0-0 | 0-0 | 0-0-0 | 0 | 0 | 0 | 0 | 0 | 0 |
| 1/24 | MARYLAND | 2 | 0-1 | 0-0 | 0-0 | 0-0 | 0-0-0 | 0 | 0 | 0 | 0 | 0 | 0 |
| 1/27 | at Rutgers | - | - | - | - | - | - | - | - | - | - | - | - |
| 1/30 | MICHIGAN | - | - | - | - | - | - | - | - | - | - | - | - |
| 2/4 | at Minnesota | - | - | - | - | - | - | - | - | - | - | - | - |
| 2/7 | ILLINOIS | - | - | - | - | - | - | - | - | - | - | - | - |
| 2/13 | at Wisconsin | - | - | - | - | - | - | - | - | - | - | - | - |
| 2/17 | UCLA | 2 | 0-1 | 0-1 | 0-0 | 0-0 | 0-0-0 | 0 | 0 | 0 | 0 | 0 | 0 |
| 2/22 | OHIO STATE | - | - | - | - | - | - | - | - | - | - | - | - |
| 2/26 | at Purdue | - | - | - | - | - | - | - | - | - | - | - | - |
| 3/1 | at Indiana | - | - | - | - | - | - | - | - | - | - | - | - |
| 3/5 | RUTGERS | - | - | - | - | - | - | - | - | - | - | - | - |
| 3/8 | at Michigan | - | - | - | - | - | - | - | - | - | - | - | - |

WALTON'S CAREER STATS

| Year | GP/GS | Min./Avg | FG-FGA | FG% | 3FG-FGA | 3FG% | FT-FTA | FT% | OFF-DEF | REB | AVG | PF/D | A | TO | BL | ST | PTS | AVG |
|-------|-------|----------|--------|------|---------|------|--------|------|---------|-----|-----|------|---|----|----|----|-----|-----|
| 25-26 | 11/0 | 15/1.4 | 2-4 | .500 | 1-2 | .500 | 0-0 | .000 | 1-3 | 4 | 0.4 | 1/0 | 0 | 0 | 0 | 0 | 5 | 0.5 |
| TOTAL | 11/0 | 15/1.4 | 2-4 | .500 | 1-2 | .500 | 0-0 | .000 | 1-3 | 4 | 0.4 | 1/0 | 0 | 0 | 0 | 0 | 5 | 0.5 |

WALTON'S CAREER BIG TEN STATS

| Year | GP/GS | Min./Avg | FG-FGA | FG% | 3FG-FGA | 3FG% | FT-FTA | FT% | OFF-DEF | REB | AVG | PF/D | A | TO | BL | ST | PTS | AVG |
|-------|-------|----------|--------|------|---------|------|--------|------|---------|-----|-----|------|---|----|----|----|-----|-----|
| 25-26 | 6/0 | 8/1.3 | 0-2 | .000 | 0-1 | .000 | 0-0 | .000 | 0-1 | 1 | 0.2 | 1/0 | 0 | 1 | 0 | 0 | 0 | 0.0 |
| TOTAL | 6/0 | 8/1.3 | 0-2 | .000 | 0-1 | .000 | 0-0 | .000 | 0-1 | 1 | 0.2 | 1/0 | 0 | 1 | 0 | 0 | 0 | 0.0 |



43

Colin Walton

R-Freshman • Forward • 6-8 • 230
Okemos, Mich. • Okemos

Last Time Out | Michigan



2025-26 SEASON AVG.



| POINTS | REBOUNDS | ASSISTS | MINUTES |
|--------|----------|---------|---------|
| - | - | - | - |

| POINTS | REBOUNDS | ASSISTS | MINUTES |
|--------|----------|---------|---------|
| 0.3 | 0.3 | 0.0 | 1.3 |

SEASON HIGHS

Minutes: 3 vs. East Carolina (11/25/25)
 Points: 3 vs. Toledo (12/16/25)
 Rebounds: 1, 3x, last vs. UCLA (2/17/26)
 Assists: -
 Steals: -
 Field Goals: 1 vs. Toledo (12/16/25)
 FG Att.: 1 vs. Toledo (12/16/25)
 3-PT FG: 1 vs. Toledo (12/16/25)
 3-PT FG Att: 1 vs. Toledo (12/16/25)
 Free Throws: -
 FT Att.: -
 Blocks: -

CAREER HIGHS

Minutes: 3 vs. East Carolina (11/25/25)
 Points: 3 vs. Toledo (12/16/25)
 Rebounds: 1, 3x, last vs. UCLA (2/17/26)
 Assists: -
 Steals: -
 Field Goals: 1 vs. Toledo (12/16/25)
 FG Att.: 1 vs. Toledo (12/16/25)
 3-PT FG: 1 vs. Toledo (12/16/25)
 3-PT FG Att: 1 vs. Toledo (12/16/25)
 Free Throws: -
 FT Att.: -
 Blocks: -

BIG TEN HIGHS

Minutes: 2, 2x, last vs. UCLA (2/17/26)
 Points: -
 Rebounds: 1, 2x, last vs. UCLA (2/17/26)
 Assists: -
 Steals: -
 Field Goals: -
 FG Att.: -
 3-PT FG: -
 3-PT FG Att: -
 Free Throws: -
 FT Att.: -
 Blocks: -

PRODUCTION TRACKER (MSU'S RECORD)

| | Season | Career |
|--------------------------|---------|---------|
| Double-Figure Scoring | 0 (0-0) | 0 (0-0) |
| Double-Figure Rebounding | 0 (0-0) | 0 (0-0) |
| Double-Figure Assists | 0 (0-0) | 0 (0-0) |
| Double-Doubles | 0 (0-0) | 0 (0-0) |
| Led MSU in Scoring | 0 (0-0) | 0 (0-0) |
| Led MSU in Rebounding | 0 (0-0) | 0 (0-0) |
| Led MSU in Assists | 0 (0-0) | 0 (0-0) |
| 20+ Point Games | 0 (0-0) | 0 (0-0) |
| 30+ Point Games | 0 (0-0) | 0 (0-0) |

Walton Game-by-Game 2025-26

| Date | Opponent | St. | Min. | FG-A | 3FG-A | FT-FTA | O-D-R | PF | A | TO | B | S | TP |
|-------|--------------------|-----|------|------|-------|--------|-------|----|---|----|---|---|----|
| 11/3 | COLGATE | - | - | - | - | - | - | - | - | - | - | - | - |
| 11/8 | ARKANSAS | - | - | - | - | - | - | - | - | - | - | - | - |
| 11/13 | SAN JOSE STATE | - | - | - | - | - | - | - | - | - | - | - | - |
| 11/18 | vs. Kentucky | 1 | 0-0 | 0-0 | 0-0 | 0-0 | 0-1-1 | 0 | 0 | 0 | 0 | 0 | 0 |
| 11/21 | DETROIT MERCY | 1 | 0-0 | 0-0 | 0-0 | 0-0-0 | 0 | 0 | 0 | 0 | 0 | 0 | 0 |
| 11/25 | vs. East Carolina | 3 | 0-0 | 0-0 | 0-0 | 0-0-0 | 0 | 0 | 0 | 0 | 0 | 0 | 0 |
| 11/27 | vs. North Carolina | - | - | - | - | - | - | - | - | - | - | - | - |
| 12/2 | IOWA | 1 | 0-0 | 0-0 | 0-0 | 0-0-0 | 0 | 0 | 0 | 0 | 0 | 0 | 0 |
| 12/6 | DUKE | - | - | - | - | - | - | - | - | - | - | - | - |
| 12/13 | at Penn State | - | - | - | - | - | - | - | - | - | - | - | - |
| 12/16 | TOLEDO | 1 | 1-1 | 1-1 | 0-0 | 0-0-0 | 0 | 0 | 0 | 0 | 0 | 0 | 3 |
| 12/20 | vs. Oakland | - | - | - | - | - | - | - | - | - | - | - | - |
| 12/29 | CORNELL | 1 | 0-0 | 0-0 | 0-0 | 0-0-0 | 0 | 0 | 0 | 0 | 0 | 0 | 0 |
| 1/2 | at Nebraska | - | - | - | - | - | - | - | - | - | - | - | - |
| 1/5 | USC | 1 | 0-0 | 0-0 | 0-0 | 0-0-0 | 0 | 0 | 0 | 0 | 0 | 0 | 0 |
| 1/8 | NORTHWESTERN | - | - | - | - | - | - | - | - | - | - | - | - |
| 1/13 | INDIANA | 1 | 0-0 | 0-0 | 0-0 | 0-0-0 | 0 | 0 | 0 | 0 | 0 | 0 | 0 |
| 1/17 | at Washington | - | - | - | - | - | - | - | - | - | - | - | - |
| 1/20 | at Oregon | 1 | 0-0 | 0-0 | 0-0 | 0-0-0 | 0 | 0 | 0 | 0 | 0 | 0 | 0 |
| 1/24 | MARYLAND | 2 | 0-0 | 0-0 | 0-0 | 0-0-0 | 0 | 0 | 0 | 0 | 0 | 0 | 0 |
| 1/27 | at Rutgers | - | - | - | - | - | - | - | - | - | - | - | - |
| 1/30 | MICHIGAN | - | - | - | - | - | - | - | - | - | - | - | - |
| 2/4 | at Minnesota | - | - | - | - | - | - | - | - | - | - | - | - |
| 2/7 | ILLINOIS | - | - | - | - | - | - | - | - | - | - | - | - |
| 2/13 | at Wisconsin | - | - | - | - | - | - | - | - | - | - | - | - |
| 2/17 | UCLA | 2 | 0-0 | 0-0 | 0-0 | 1-0-1 | 0 | 0 | 0 | 0 | 0 | 0 | 0 |
| 2/22 | OHIO STATE | - | - | - | - | - | - | - | - | - | - | - | - |
| 2/26 | at Purdue | - | - | - | - | - | - | - | - | - | - | - | - |
| 3/1 | at Indiana | - | - | - | - | - | - | - | - | - | - | - | - |
| 3/5 | RUTGERS | - | - | - | - | - | - | - | - | - | - | - | - |
| 3/8 | at Michigan | - | - | - | - | - | - | - | - | - | - | - | - |

WALTON'S CAREER STATS

| Year | GP/GS | Min./Avg | FG-FGA | FG% | 3FG-FGA | 3FG% | FT-FTA | FT% | OFF-DEF | REB | AVG | PF/D | A | TO | BL | ST | PTS | AVG |
|-------|-------|----------|--------|-------|---------|-------|--------|------|---------|-----|-----|------|---|----|----|----|-----|-----|
| 25-26 | 11/0 | 14/1.3 | 1-1 | 1.000 | 1-1 | 1.000 | 0-0 | .000 | 1-2 | 3 | 0.3 | 0/0 | 0 | 0 | 0 | 0 | 3 | 0.3 |
| TOTAL | 11/0 | 14/1.3 | 1-1 | 1.000 | 1-1 | 1.000 | 0-0 | .000 | 1-2 | 3 | 0.3 | 0/0 | 0 | 0 | 0 | 0 | 3 | 0.3 |

WALTON'S CAREER BIG TEN STATS

| Year | GP/GS | Min./Avg | FG-FGA | FG% | 3FG-FGA | 3FG% | FT-FTA | FT% | OFF-DEF | REB | AVG | PF/D | A | TO | BL | ST | PTS | AVG |
|-------|-------|----------|--------|------|---------|------|--------|------|---------|-----|-----|------|---|----|----|----|-----|-----|
| 25-26 | 6/0 | 8/1.3 | 0-0 | .000 | 0-0 | .000 | 0-0 | .000 | 1-1 | 2 | 0.3 | 0/0 | 0 | 0 | 0 | 0 | 0 | 0.0 |
| TOTAL | 6/0 | 8/1.3 | 0-0 | .000 | 0-0 | .000 | 0-0 | .000 | 1-1 | 2 | 0.3 | 0/0 | 0 | 0 | 0 | 0 | 0 | 0.0 |



55

Coen Carr

Junior • Forward • 6-6 • 230

Stockbridge, Ga. • Legacy Early College (S.C.)

Last Time Out | Michigan



2025-26 SEASON AVG.



| POINTS | REBOUNDS | ASSISTS | MINUTES |
|--------|----------|---------|---------|
| 6 | 7 | 0 | 32 |

| POINTS | REBOUNDS | ASSISTS | MINUTES |
|--------|----------|---------|---------|
| 11.5 | 5.3 | 1.2 | 29.1 |

SEASON HIGHS

Minutes: 37 vs. Illinois (2/7/26)
 Points: 22 vs. Oakland (12/20/25)
 Rebounds: 8, 4x, last vs. Ohio State (2/22/26)
 Assists: 5 vs. San Jose State (11/13/25)
 Steals: 2, 2x, last vs. Northwestern (1/8/26)
 Field Goals: 8 vs. Oakland (12/20/25)
 FG Att.: 14 vs. USC (1/5/26)
 3-PT FG: 3 vs. Oregon (1/20/26)
 3-PT FG Att: 5, 2x, last vs. Oregon (1/20/26)
 Free Throws: 9 vs. Cornell (12/29/25)
 FT Att.: 16 vs. Cornell (12/29/25)
 Blocks: 2, 6x, last vs. UCLA (2/17/26)

CAREER HIGHS

Minutes: 37 vs. Illinois (2/7/26)
 Points: 22 vs. Oakland (12/20/25)
 Rebounds: 9 vs. Bryant (2/21/25)
 Assists: 5 vs. San Jose State (11/13/25)
 Steals: 3, 2x, last vs. Minnesota (1/28/25)
 Field Goals: 8 vs. Oakland (12/20/25)
 FG Att.: 14 vs. USC (1/5/26)
 3-PT FG: 3 vs. Oregon (1/20/26)
 3-PT FG Att: 5, 2x, last vs. Oregon (1/20/26)
 Free Throws: 9 vs. Iowa (12/29/25)
 FT Att.: 16 vs. Iowa (12/29/25)
 Blocks: 4 vs. Iowa (3/6/25)

BIG TEN HIGHS

Minutes: 37 vs. Illinois (2/7/26)
 Points: 21 vs. Rutgers (3/5/26)
 Rebounds: 8, 6x, last vs. Ohio State (2/22/26)
 Assists: 3, 2x, last vs. Oregon (1/20/26)
 Steals: 3 vs. Minnesota (1/28/25)
 Field Goals: 7 vs. UCLA (2/17/26)
 FG Att.: 14 vs. USC (1/5/26)
 3-PT FG: 3 vs. Oregon (1/20/26)
 3-PT FG Att: 5, 2x, last vs. Oregon (1/20/26)
 Free Throws: 8 vs. Rutgers (3/5/26)
 FT Att.: 8, 2x, last vs. Rutgers (3/5/26)
 Blocks: 4 vs. Iowa (3/6/25)

PRODUCTION TRACKER (MSU'S RECORD)

| | Season | Career |
|--------------------------|-----------|-----------|
| Double-Figure Scoring | 17 (13-4) | 31 (26-5) |
| Double-Figure Rebounding | 0 (0-0) | 0 (0-0) |
| Double-Figure Assists | 0 (0-0) | 0 (0-0) |
| Double-Doubles | 0 (0-0) | 0 (0-0) |
| Led MSU in Scoring | 6 (4-2) | 9 (7-2) |
| Led MSU in Rebounding | 3 (2-1) | 5 (4-1) |
| Led MSU in Assists | 0 (0-0) | 0 (0-0) |
| 20+ Point Games | 2 (2-0) | 2 (2-0) |
| 30+ Point Games | 0 (0-0) | 0 (0-0) |

Carr Game-by-Game 2024-25

| Date | Opponent | St. | Min. | FG-A | 3FG-A | FT-FTA | O-D-R | PF | A | TO | B | S | TP |
|-------|--------------------|-----|------|------|-------|--------|-------|----|---|----|---|---|----|
| 11/3 | COLGATE | * | 27 | 5-9 | 0-1 | 2-5 | 2-2-4 | 3 | 2 | 2 | 1 | 1 | 12 |
| 11/8 | ARKANSAS | * | 30 | 4-7 | 0-1 | 7-8 | 2-5-7 | 3 | 3 | 2 | 0 | 1 | 15 |
| 11/13 | SAN JOSE STATE | * | 31 | 4-7 | 0-1 | 0-1 | 2-2-4 | 2 | 5 | 2 | 2 | 1 | 8 |
| 11/18 | VS. KENTUCKY | * | 30 | 2-6 | 1-2 | 1-2 | 0-6-6 | 0 | 2 | 3 | 1 | 1 | 6 |
| 11/21 | DETROIT MERCY | * | 28 | 4-6 | 2-3 | 3-3 | 1-6-7 | 1 | 0 | 2 | 2 | 0 | 13 |
| 11/25 | VS. EAST CAROLINA | * | 24 | 5-11 | 1-3 | 2-5 | 0-4-4 | 0 | 3 | 2 | 1 | 2 | 13 |
| 11/27 | VS. NORTH CAROLINA | * | 36 | 4-10 | 0-1 | 0-0 | 2-2-4 | 4 | 0 | 0 | 1 | 1 | 8 |
| 12/2 | IOWA | * | 26 | 5-8 | 0-1 | 5-5 | 2-3-5 | 2 | 1 | 2 | 0 | 0 | 15 |
| 12/6 | DUKE | * | 34 | 4-13 | 0-3 | 2-5 | 1-3-4 | 1 | 0 | 2 | 1 | 1 | 10 |
| 12/13 | AT PENN STATE | * | 28 | 1-4 | 0-1 | 1-2 | 1-3-4 | 1 | 1 | 1 | 0 | 1 | 3 |
| 12/16 | TOLEDO | * | 21 | 6-11 | 0-1 | 2-2 | 2-2-4 | 2 | 0 | 4 | 1 | 0 | 14 |
| 12/20 | VS. OAKLAND | * | 27 | 8-13 | 1-4 | 5-7 | 2-5-7 | 1 | 2 | 2 | 2 | 0 | 22 |
| 12/29 | CORNELL | * | 23 | 5-9 | 0-1 | 9-16 | 3-3-6 | 1 | 3 | 2 | 1 | 0 | 19 |
| 1/2 | AT NEBRASKA | * | 30 | 1-5 | 0-2 | 0-0 | 1-5-6 | 3 | 1 | 1 | 2 | 0 | 2 |
| 1/5 | USC | * | 24 | 6-14 | 1-5 | 5-8 | 4-2-6 | 2 | 1 | 1 | 1 | 1 | 18 |
| 1/8 | NORTHWESTERN | * | 26 | 3-6 | 0-2 | 2-6 | 2-4-6 | 2 | 0 | 0 | 0 | 2 | 8 |
| 1/13 | INDIANA | * | 30 | 2-4 | 0-1 | 2-2 | 0-3-3 | 1 | 0 | 1 | 0 | 0 | 6 |
| 1/17 | AT WASHINGTON | * | 22 | 2-4 | 1-1 | 1-4 | 1-3-4 | 2 | 2 | 0 | 1 | 0 | 6 |
| 1/20 | AT OREGON | * | 28 | 6-9 | 3-5 | 0-3 | 1-7-8 | 0 | 3 | 0 | 2 | 0 | 15 |
| 1/24 | MARYLAND | * | 21 | 6-8 | 1-2 | 1-3 | 1-2-3 | 1 | 1 | 2 | 0 | 0 | 14 |
| 1/27 | AT RUTGERS | * | 35 | 5-7 | 2-3 | 1-2 | 1-7-8 | 3 | 1 | 0 | 1 | 0 | 13 |
| 1/30 | MICHIGAN | * | 34 | 3-8 | 0-3 | 4-6 | 1-6-7 | 2 | 0 | 1 | 1 | 1 | 10 |
| 2/4 | AT MINNESOTA | * | 27 | 5-11 | 0-1 | 6-7 | 3-3-6 | 3 | 2 | 1 | 0 | 0 | 16 |
| 2/7 | ILLINOIS | * | 37 | 4-10 | 0-2 | 0-0 | 2-6-8 | 0 | 0 | 2 | 1 | 0 | 8 |
| 2/13 | AT WISCONSIN | * | 30 | 6-10 | 1-2 | 6-7 | 1-2-3 | 1 | 0 | 1 | 0 | 0 | 19 |
| 2/17 | UCLA | * | 27 | 7-11 | 2-4 | 0-0 | 0-3-3 | 2 | 2 | 2 | 2 | 1 | 16 |
| 2/22 | OHIO STATE | * | 32 | 2-7 | 0-1 | 1-4 | 2-6-8 | 2 | 1 | 1 | 0 | 0 | 5 |
| 2/26 | AT PURDUE | * | 31 | 5-9 | 0-2 | 1-2 | 1-4-5 | 2 | 1 | 2 | 0 | 0 | 11 |
| 3/1 | AT INDIANA | * | 36 | 2-6 | 0-2 | 2-3 | 1-1-2 | 2 | 0 | 2 | 1 | 0 | 6 |
| 3/5 | RUTGERS | * | 31 | 6-9 | 1-2 | 8-8 | 2-4-6 | 0 | 0 | 0 | 0 | 0 | 21 |
| 3/8 | AT MICHIGAN | * | 32 | 3-8 | 0-3 | 0-0 | 1-6-7 | 2 | 0 | 0 | 0 | 0 | 6 |

CARR'S CAREER STATS

| Year | GP/GS | Min./Avg | FG-FGA | FG% | 3FG-FGA | 3FG% | FT-FTA | FT% | OFF-DEF | REB | AVG | PF/D | A | TO | BL | ST | PTS | AVG |
|--------------|---------------|------------------|----------------|-------------|--------------|-------------|----------------|-------------|----------------|------------|------------|--------------|-----------|-----------|-----------|-----------|------------|------------|
| 23-24 | 35/0 | 407/11.6 | 41-63 | .651 | 0-0 | .000 | 28-50 | .560 | 24-40 | 64 | 1.8 | 35/0 | 9 | 18 | 18 | 18 | 110 | 3.1 |
| 24-25 | 37/1 | 766/20.7 | 113-185 | .611 | 5-15 | .333 | 68-97 | .701 | 56-79 | 135 | 3.6 | 41/0 | 20 | 32 | 27 | 19 | 299 | 8.1 |
| 25-26 | 31/31 | 901/29.1 | 131-260 | .504 | 17-66 | .258 | 79-126 | .627 | 45-119 | 164 | 5.3 | 51/0 | 37 | 43 | 24 | 14 | 358 | 11.5 |
| TOTAL | 103/32 | 2074/20.1 | 285-508 | .561 | 22-81 | .272 | 175-273 | .641 | 125-238 | 363 | 3.5 | 127/0 | 66 | 93 | 69 | 51 | 767 | 7.4 |

CARR'S CAREER BIG TEN STATS

| Year | GP/GS | Min./Avg | FG-FGA | FG% | 3FG-FGA | 3FG% | FT-FTA | FT% | OFF-DEF | REB | AVG | PF/D | A | TO | BL | ST | PTS | AVG |
|--------------|--------------|------------------|----------------|-------------|--------------|-------------|---------------|-------------|---------------|------------|------------|-------------|-----------|-----------|-----------|-----------|------------|------------|
| 23-24 | 20/0 | 182/9.1 | 18-30 | .600 | 0-0 | .000 | 7-16 | .438 | 9-17 | 26 | 1.3 | 17/0 | 4 | 4 | 6 | 6 | 43 | 2.2 |
| 24-25 | 20/0 | 378/18.9 | 54-86 | .628 | 1-7 | .143 | 34-47 | .723 | 23-33 | 56 | 2.8 | 21/0 | 16 | 18 | 18 | 7 | 143 | 7.2 |
| 25-26 | 20/20 | 588/29.4 | 80-158 | .506 | 12-45 | .267 | 46-72 | .639 | 28-80 | 108 | 5.4 | 33/0 | 17 | 20 | 11 | 6 | 218 | 10.9 |
| TOTAL | 60/20 | 1148/19.1 | 152-274 | .555 | 13-52 | .250 | 87-135 | .644 | 60-130 | 190 | 3.2 | 71/0 | 37 | 42 | 35 | 19 | 404 | 6.7 |



99

Divine Ugochukwu

Sophomore • Guard • 6-3 • 190
Sugar Land, Texas • Clements (Miami)

Last Time Out | Michigan



2025-26 SEASON AVG.



| POINTS | REBOUNDS | ASSISTS | MINUTES |
|--------|----------|---------|---------|
| - | - | - | - |

| POINTS | REBOUNDS | ASSISTS | MINUTES |
|--------|----------|---------|---------|
| 5.1 | 1.5 | 1.5 | 16.1 |

SEASON HIGHS

| | |
|--------------|-----------------------------------|
| Minutes: | 29 vs. Rutgers (1/27/26) |
| Points: | 23 vs. Penn State (12/13/25) |
| Rebounds: | 6 vs. Rutgers (1/27/26) |
| Assists: | 6 vs. Rutgers (1/27/26) |
| Steals: | 3 vs. Penn State (12/13/25) |
| Field Goals: | 8 vs. Penn State (12/13/25) |
| FG Att.: | 10 vs. Penn State (12/13/25) |
| 3-PT FG: | 5 vs. Penn State (12/13/25) |
| 3-PT FG Att: | 5 vs. Penn State (12/13/25) |
| Free Throws: | 2 vs. Penn State (12/13/25) |
| FT Att.: | 3 vs. Detroit Mercy (11/21/25) |
| Blocks: | 1, 3x, last vs. Rutgers (1/27/26) |

CAREER HIGHS

| | |
|--------------|------------------------------------|
| Minutes: | 38 vs. NC State (3/8/25) |
| Points: | 23 vs. Penn State (12/13/25) |
| Rebounds: | 10 vs. Duke (2/25/25) |
| Assists: | 7 vs. Virginia Tech (1/4/25) |
| Steals: | 4 vs. Syracuse (2/11/25) |
| Field Goals: | 8 vs. Penn State (12/13/25) |
| FG Att.: | 11 vs. Louisville (2/8/25) |
| 3-PT FG: | 5 vs. Penn State (12/13/25) |
| 3-PT FG Att: | 5 vs. Penn State (12/13/25) |
| Free Throws: | 4, 2x, last vs. Virginia (1/29/25) |
| FT Att.: | 6 vs. Virginia (1/29/25) |
| Blocks: | 1, 6x, last vs. Rutgers (1/27/26) |

BIG TEN HIGHS

| | |
|--------------|--------------------------------------|
| Minutes: | 29 vs. Rutgers (1/27/26) |
| Points: | 23 vs. Penn State (12/13/25) |
| Rebounds: | 6 vs. Rutgers (1/27/26) |
| Assists: | 6 vs. Rutgers (1/27/26) |
| Steals: | 3 vs. Penn State (12/13/25) |
| Field Goals: | 8 vs. Penn State (12/13/25) |
| FG Att.: | 10 vs. Penn State (12/13/25) |
| 3-PT FG: | 5 vs. Penn State (12/13/25) |
| 3-PT FG Att: | 5 vs. Penn State (12/13/25) |
| Free Throws: | 2 vs. Penn State (12/13/25) |
| FT Att.: | 2, 3x, last vs. Washington (1/17/26) |
| Blocks: | 1 vs. Rutgers (1/27/26) |

PRODUCTION TRACKER (MSU'S RECORD)

| | Season | Career |
|--------------------------|---------|---------|
| Double-Figure Scoring | 3 (3-0) | 6 (5-1) |
| Double-Figure Rebounding | 0 (0-0) | 1 (0-1) |
| Double-Figure Assists | 0 (0-0) | 0 (0-0) |
| Double-Doubles | 0 (0-0) | 0 (0-0) |
| Led MSU in Scoring | 2 (2-0) | 2 (2-0) |
| Led MSU in Rebounding | 0 (0-0) | 1 (0-1) |
| Led MSU in Assists | 1 (1-0) | 1 (1-0) |
| 20+ Point Games | 1 (2-0) | 1 (1-0) |
| 30+ Point Games | 0 (0-0) | 0 (0-0) |

Ugochukwu Game-by-Game 2025-26

| Date | Opponent | St. | Min. | FG-A | 3FG-A | FT-FTA | O-D-R | PF | A | TO | B | S | TP |
|-------|--------------------|-----|------|------|-------|--------|-------|----|---|----|---|---|----|
| 11/3 | COLGATE | | 8 | 0-3 | 0-3 | 0-0 | 0-0-0 | 0 | 1 | 0 | 0 | 0 | 0 |
| 11/8 | ARKANSAS | | 11 | 0-2 | 0-0 | 0-0 | 1-0-1 | 1 | 1 | 1 | 0 | 0 | 0 |
| 11/13 | SAN JOSE STATE | | 9 | 1-4 | 0-2 | 1-2 | 0-0-0 | 1 | 2 | 0 | 0 | 0 | 3 |
| 11/18 | vs. Kentucky | | 8 | 1-2 | 0-0 | 0-0 | 0-1-1 | 1 | 0 | 0 | 0 | 0 | 2 |
| 11/21 | DETROIT MERCY | | 12 | 2-7 | 1-4 | 1-3 | 0-0-0 | 1 | 1 | 0 | 0 | 1 | 6 |
| 11/25 | vs. East Carolina | | 16 | 6-7 | 3-4 | 1-1 | 1-1-2 | 4 | 2 | 1 | 0 | 2 | 16 |
| 11/27 | vs. North Carolina | | 12 | 1-2 | 1-1 | 0-0 | 0-1-1 | 1 | 0 | 2 | 1 | 0 | 3 |
| 12/2 | IOWA | | 16 | 1-2 | 0-1 | 0-0 | 0-1-1 | 1 | 1 | 0 | 0 | 1 | 2 |
| 12/6 | DUKE | | 8 | 1-2 | 1-1 | 0-0 | 0-2-2 | 4 | 1 | 0 | 0 | 0 | 3 |
| 12/13 | at Penn State | * | 26 | 8-10 | 5-5 | 2-2 | 0-1-1 | 2 | 1 | 3 | 0 | 3 | 23 |
| 12/16 | TOLEDO | * | 17 | 1-2 | 0-1 | 0-0 | 0-1-1 | 0 | 0 | 0 | 0 | 0 | 2 |
| 12/20 | vs. Oakland | * | 12 | 0-1 | 0-1 | 0-0 | 0-1-1 | 4 | 0 | 0 | 0 | 0 | 0 |
| 12/29 | CORNELL | * | 19 | 5-8 | 2-3 | 0-1 | 0-2-2 | 1 | 3 | 0 | 1 | 0 | 12 |
| 1/2 | at Nebraska | | - | - | - | - | - | - | - | - | - | - | - |
| 1/5 | USC | * | 17 | 2-6 | 1-3 | 0-0 | 1-1-2 | 1 | 1 | 1 | 0 | 1 | 5 |
| 1/8 | NORTHWESTERN | * | 23 | 0-1 | 0-1 | 1-2 | 0-2-2 | 1 | 5 | 3 | 0 | 0 | 1 |
| 1/13 | INDIANA | * | 23 | 1-4 | 0-3 | 0-0 | 0-1-1 | 3 | 1 | 1 | 0 | 0 | 2 |
| 1/17 | at Washington | * | 17 | 3-6 | 0-1 | 1-2 | 0-1-1 | 1 | 0 | 0 | 0 | 1 | 7 |
| 1/20 | at Oregon | * | 27 | 3-5 | 1-3 | 0-0 | 0-4-4 | 0 | 4 | 2 | 0 | 0 | 7 |
| 1/24 | MARYLAND | * | 21 | 2-2 | 1-1 | 2-3 | 0-3-3 | 1 | 2 | 0 | 0 | 0 | 7 |
| 1/27 | at Rutgers | * | 29 | 3-4 | 3-4 | 0-0 | 2-4-6 | 4 | 6 | 1 | 1 | 0 | 9 |
| 1/30 | MICHIGAN | * | 12 | 0-2 | 0-1 | 0-0 | 0-0-0 | 3 | 2 | 0 | 0 | 0 | 0 |
| 2/4 | at Minnesota | | 8 | 1-1 | 0-0 | 1-2 | 0-2-2 | 1 | 0 | 0 | 0 | 0 | 3 |
| 2/7 | ILLINOIS | | - | - | - | - | - | - | - | - | - | - | - |
| 2/13 | at Wisconsin | | - | - | - | - | - | - | - | - | - | - | - |
| 2/17 | UCLA | | - | - | - | - | - | - | - | - | - | - | - |
| 2/22 | OHIO STATE | | - | - | - | - | - | - | - | - | - | - | - |
| 2/26 | at Purdue | | - | - | - | - | - | - | - | - | - | - | - |
| 3/1 | at Indiana | | - | - | - | - | - | - | - | - | - | - | - |
| 3/5 | RUTGERS | | - | - | - | - | - | - | - | - | - | - | - |
| 3/8 | at Michigan | | - | - | - | - | - | - | - | - | - | - | - |

UGOCHUKWU'S CAREER STATS

| Year | GP/GS | Min./Avg | FG-FGA | FG% | 3FG-FGA | 3FG% | FT-FTA | FT% | OFF-DEF | REB | AVG | PF/D | A | TO | BL | ST | PTS | AVG |
|--------------|--------------|-----------------|---------------|-------------|--------------|-------------|--------------|-------------|--------------|-----------|------------|-------------|-----------|-----------|----------|-----------|------------|------------|
| 24-25* | 28/16 | 566/20.2 | 56-116 | .483 | 6-34 | .176 | 29-46 | .630 | 10-42 | 52 | 1.9 | 60/2 | 64 | 45 | 3 | 29 | 147 | 5.3 |
| 25-26 | 22/12 | 354/16.1 | 42-83 | .506 | 19-43 | .442 | 10-18 | .556 | 5-29 | 34 | 1.5 | 36/0 | 34 | 15 | 3 | 9 | 113 | 5.1 |
| TOTAL | 50/28 | 920/18.4 | 98-199 | .492 | 25-77 | .325 | 39-64 | .609 | 15-71 | 86 | 1.7 | 96/2 | 98 | 60 | 6 | 38 | 260 | 5.2 |

UGOCHUKWU'S CAREER CONFERENCE STATS

| Year | GP/GS | Min./Avg | FG-FGA | FG% | 3FG-FGA | 3FG% | FT-FTA | FT% | OFF-DEF | REB | AVG | PF/D | A | TO | BL | ST | PTS | AVG |
|--------------|--------------|-----------------|---------------|-------------|--------------|-------------|--------------|-------------|-------------|-----------|------------|-------------|-----------|-----------|----------|-----------|------------|------------|
| 24-25* | 17/13 | 399/23.5 | 34-81 | .420 | 4-28 | .143 | 16-26 | .615 | 6-26 | 32 | 1.9 | 42/2 | 47 | 33 | 3 | 23 | 88 | 5.2 |
| 25-26 | 11/9 | 244/22.2 | 24-43 | .558 | 11-23 | .478 | 7-11 | .636 | 3-20 | 23 | 2.1 | 18/0 | 23 | 11 | 1 | 6 | 66 | 6.0 |
| TOTAL | 28/22 | 619/22.1 | 59-124 | .476 | 15-51 | .294 | 23-37 | .621 | 9-46 | 55 | 2.0 | 60/2 | 71 | 44 | 4 | 29 | 154 | 5.5 |

* at Miami



8

Kaleb Glenn

Junior • Forward • 6-7 • 215

Louisville, Ky. • La Lumiere (Ind.) [Florida Atlantic]

CAREER HIGHS

| | |
|--------------|--|
| Minutes | 36 vs. UAB (3/6/25) |
| Points | 27 vs. Charleston (11/15/24) |
| Rebounds | 13 vs. Georgia Tech (2/10/24) |
| Assists | 2, 3x, last vs. UAB (3/6/25) |
| Steals | 3 vs. Texas State (12/14/24) |
| Field Goals | 10 vs. Charleston (11/15/24) |
| FG Att. | 14, 2x, last vs. FIU (12/4/24) |
| 3-PT FG: | 3, 5x, last vs. UAB (3/6/25) |
| 3-PT FG Att. | 7 vs. FGCU (11/30/24) |
| Free Throws | 6 vs. South Florida (3/2/25) |
| FT Att. | 7, 5x, last vs. South Florida (3/2/25) |
| Blocks | 2 vs. Charleston (11/15/24) |

PRODUCTION TRACKER (MSU'S RECORD)

| | 24-25 | Career |
|--------------------------|------------|------------|
| Double-Figure Scoring | 22 (12-10) | 26 (13-13) |
| Double-Figure Rebounding | 1 (1-0) | 2 (2-0) |
| Double-Figure Assists | 0 (0-0) | 0 (0-0) |
| Double-Doubles | 0 (0-0) | 0 (0-0) |
| Led MSU in Scoring | 8 (3-5) | 8 (3-5) |
| Led MSU in Rebounding | 9 (4-5) | 9 (4-5) |
| Led MSU in Assists | 0 (0-0) | 0 (0-0) |
| 20+ Point Games | 3 (1-2) | 3 (1-2) |
| 30+ Point Games | 0 (0-0) | 0 (0-0) |

Michigan State Basketball 2025-26
Michigan St. Combined Team Statistics (as of Mar 08, 2026)
All games

| RECORD: | OVERALL | HOME | AWAY | NEUTRAL |
|----------------|----------------|-------------|-------------|----------------|
| ALL GAMES | 25-6 | 15-2 | 6-4 | 4-0 |
| CONFERENCE | 15-5 | 9-1 | 6-4 | 0-0 |
| NON-CONFERENCE | 10-1 | 6-1 | 0-0 | 4-0 |

| # | Player | gp-gs | min | avg | Total | | 3-Point | | F-Throw | | Rebounds | | | pf | dq | a | to | blk | stl | pts | avg | |
|----------------|------------------|-------|------|------|----------|-------|---------|-------|---------|------|----------|-----|------|------|-----|---|-----|-----|-----|-----|------|------|
| | | | | | fg-fga | fg% | 3fg-fga | 3fg% | ft-fa | ft% | off | def | tot | | | | | | | | | avg |
| 01 | Jeremy Fears Jr. | 31-31 | 990 | 31.9 | 140-316 | .443 | 30-97 | .309 | 170-191 | .890 | 13 | 62 | 75 | 2.4 | 70 | 0 | 281 | 68 | 1 | 40 | 480 | 15.5 |
| 00 | Jaxon Kohler | 31-31 | 862 | 27.8 | 151-294 | .514 | 51-129 | .395 | 45-52 | .865 | 95 | 187 | 282 | 9.1 | 46 | 1 | 41 | 44 | 23 | 18 | 398 | 12.8 |
| 55 | Coen Carr | 31-31 | 900 | 29.0 | 131-260 | .504 | 17-66 | .258 | 79-126 | .627 | 45 | 119 | 164 | 5.3 | 51 | 0 | 37 | 43 | 24 | 14 | 358 | 11.5 |
| 15 | Carson Cooper | 31-31 | 821 | 26.5 | 115-201 | .572 | 1-4 | .250 | 100-129 | .775 | 62 | 159 | 221 | 7.1 | 63 | 0 | 43 | 48 | 30 | 19 | 331 | 10.7 |
| 02 | Kur Teng | 31-4 | 532 | 17.2 | 84-217 | .387 | 50-131 | .382 | 14-16 | .875 | 17 | 48 | 65 | 2.1 | 40 | 0 | 32 | 23 | 2 | 9 | 232 | 7.5 |
| 06 | Jordan Scott | 31-9 | 633 | 20.4 | 59-142 | .415 | 32-88 | .364 | 32-46 | .696 | 41 | 53 | 94 | 3.0 | 66 | 2 | 34 | 25 | 15 | 24 | 182 | 5.9 |
| 99 | Divine Ugochukwu | 22-12 | 354 | 16.1 | 42-83 | .506 | 19-43 | .442 | 10-18 | .556 | 5 | 29 | 34 | 1.5 | 36 | 0 | 34 | 15 | 3 | 9 | 113 | 5.1 |
| 03 | Cameron Ward | 30-0 | 455 | 15.2 | 64-112 | .571 | 0-2 | .000 | 24-47 | .511 | 42 | 88 | 130 | 4.3 | 59 | 1 | 9 | 28 | 14 | 11 | 152 | 5.1 |
| 09 | Trey Fort | 29-6 | 289 | 10.0 | 37-113 | .327 | 22-71 | .310 | 10-11 | .909 | 5 | 29 | 34 | 1.2 | 22 | 0 | 16 | 18 | 5 | 6 | 106 | 3.7 |
| 35 | Jesse McCulloch | 27-0 | 207 | 7.7 | 22-47 | .468 | 8-17 | .471 | 13-14 | .929 | 15 | 21 | 36 | 1.3 | 27 | 0 | 6 | 9 | 12 | 3 | 65 | 2.4 |
| 20 | Nick Sanders | 13-0 | 23 | 1.8 | 2-6 | .333 | 2-4 | .500 | 0-0 | .000 | 0 | 1 | 1 | 0.1 | 1 | 0 | 1 | 0 | 0 | 0 | 6 | 0.5 |
| 40 | Brennan Walton | 11-0 | 15 | 1.4 | 2-4 | .500 | 1-2 | .500 | 0-0 | .000 | 1 | 3 | 4 | 0.4 | 2 | 0 | 0 | 1 | 0 | 0 | 5 | 0.5 |
| 10 | Denham Wojcik | 27-0 | 154 | 5.7 | 4-16 | .250 | 0-4 | .000 | 3-6 | .500 | 1 | 5 | 6 | 0.2 | 21 | 0 | 34 | 12 | 0 | 8 | 11 | 0.4 |
| 43 | Colin Walton | 11-0 | 15 | 1.4 | 1-1 | 1.000 | 1-1 | 1.000 | 0-0 | .000 | 1 | 2 | 3 | 0.3 | 0 | 0 | 0 | 0 | 0 | 0 | 3 | 0.3 |
| Team | | | | | | | | | | | 48 | 44 | 92 | | | | 22 | | | | | |
| Total..... | | 31 | 6250 | | 854-1812 | .471 | 234-659 | .355 | 500-656 | .762 | 391 | 850 | 1241 | 40.0 | 504 | 4 | 568 | 356 | 129 | 161 | 2442 | 78.8 |
| Opponents..... | | 31 | 6250 | | 716-1764 | .406 | 262-809 | .324 | 407-543 | .750 | 248 | 631 | 879 | 28.4 | 578 | - | 401 | 310 | 94 | 197 | 2101 | 67.8 |

| TEAM STATISTICS | MSU | OPP | Date | Opponent | Score | Att. |
|-------------------------|------------|------------|-------------|---------------------|--------------|---------------------------|
| SCORING | 2442 | 2101 | 11/03/25 | COLGATE | w 80-69 | 14797 |
| Points per game | 78.8 | 67.8 | 11/08/25 | ARKANSAS | w 69-66 | 14797 |
| Scoring margin | +11.0 | - | 11/13/25 | SAN JOSE ST. | w 79-60 | 14797 |
| FIELD GOALS-ATT | 854-1812 | 716-1764 | 11/18/25 | vs Kentucky | w 83-66 | 19327 |
| Field goal pct | .471 | .406 | 11/21/25 | DETROIT MERCY | w 84-56 | 14797 |
| 3 POINT FG-ATT | 234-659 | 262-809 | 11/25/25 | vs East Carolina | w 89-56 | 3500 |
| 3-point FG pct | .355 | .324 | 11/27/25 | vs North Carolina | w 74-58 | 3500 |
| 3-pt FG made per game | 7.5 | 8.5 | * 12/02/25 | IOWA | w 71-52 | 14797 |
| FREE THROWS-ATT | 500-656 | 407-543 | 12/06/25 | DUKE | L 60-66 | 14797 |
| Free throw pct | .762 | .750 | * 12/13/25 | at Penn St. | w 76-72 | 7091 |
| F-Throws made per game | 16.1 | 13.1 | 12/16/25 | TOLEDO | w 92-69 | 14797 |
| REBOUNDS | 1241 | 879 | 12/20/25 | vs Oakland | w 79-70 | 15789 |
| Rebounds per game | 40.0 | 28.4 | 12/29/25 | CORNELL | w 114-97 | 14797 |
| Rebounding margin | +11.7 | - | * 01/02/26 | at Nebraska | L 56-58 | 14841 |
| ASSISTS | 568 | 401 | * 01/05/26 | SOUTHERN CALIFORNIA | w 80-51 | 14797 |
| Assists per game | 18.3 | 12.9 | * 01/08/26 | NORTHWESTERN | w 76-66 | 14797 |
| TURNOVERS | 356 | 310 | * 01/13/26 | INDIANA | w 81-60 | 14797 |
| Turnovers per game | 11.5 | 10.0 | * 01/17/26 | at Washington | w 80-63 | 7882 |
| Turnover margin | -1.5 | - | * 01/20/26 | at Oregon | w 68-52 | 6634 |
| Assist/turnover ratio | 1.6 | 1.3 | * 01/24/26 | MARYLAND | w 91-48 | 14797 |
| STEALS | 161 | 197 | * 01/27/26 | at Rutgers | Wot 88-79 | 8000 |
| Steals per game | 5.2 | 6.4 | * 01/30/26 | MICHIGAN | L 71-83 | 14797 |
| BLOCKS | 129 | 94 | * 02/04/26 | at Minnesota | L 73-76 | 8994 |
| Blocks per game | 4.2 | 3.0 | * 02/07/26 | ILLINOIS | Wot 85-82 | 14797 |
| ATTENDANCE | 251549 | 157201 | * 02/13/26 | at Wisconsin | L 71-92 | 16838 |
| Home games-Avg/Game | 17-14797 | 10-11508 | * 02/17/26 | UCLA | w 82-59 | 14797 |
| Neutral site-Avg/Game | - | 4-10529 | * 02/22/26 | OHIO ST. | w 66-60 | 14797 |
| | | | * 02/26/26 | at Purdue | w 76-74 | 14876 |
| Score by Periods | 1st | 2nd | OT | Totals | | |
| Michigan St. | 1150 | 1263 | 29 | 2442 | | |
| Opponents | 1003 | 1081 | 17 | 2101 | | |
| | | | | | * 03/01/26 | at Indiana w 77-64 17222 |
| | | | | | * 03/05/26 | RUTGERS w 91-87 14797 |
| | | | | | * 03/08/26 | at Michigan L 80-90 12707 |

* = Conference game

Michigan State Basketball 2025-26
Michigan St. Combined Team Statistics (as of Mar 08, 2026)
Conference games only

| RECORD: | OVERALL | HOME | AWAY | NEUTRAL |
|----------------|----------------|-------------|-------------|----------------|
| ALL GAMES | 15-5 | 9-1 | 6-4 | 0-0 |
| CONFERENCE | 15-5 | 9-1 | 6-4 | 0-0 |
| NON-CONFERENCE | 0-0 | 0-0 | 0-0 | 0-0 |

| # | Player | gp-gs | min | avg | Total | | 3-Point | | F-Throw | | Rebounds | | | | pf | dq | a | to | blk | stl | pts | avg |
|----------------|------------------|-------|------|------|----------|------|---------|-------|---------|-------|----------|-----|-----|------|-----|----|-----|-----|-----|-----|------|------|
| | | | | | fg-fga | fg% | 3fg-fga | 3fg% | ft-fa | ft% | off | def | tot | avg | | | | | | | | |
| 01 | Jeremy Fears Jr. | 20-20 | 653 | 32.7 | 101-224 | .451 | 18-66 | .273 | 132-147 | .898 | 8 | 32 | 40 | 2.0 | 47 | 0 | 175 | 45 | 1 | 24 | 352 | 17.6 |
| 00 | Jaxon Kohler | 20-20 | 561 | 28.1 | 94-188 | .500 | 30-87 | .345 | 24-27 | .889 | 54 | 117 | 171 | 8.6 | 30 | 1 | 24 | 30 | 12 | 10 | 242 | 12.1 |
| 55 | Coen Carr | 20-20 | 588 | 29.4 | 80-158 | .506 | 12-45 | .267 | 46-72 | .639 | 28 | 80 | 108 | 5.4 | 33 | 0 | 17 | 20 | 11 | 6 | 218 | 10.9 |
| 15 | Carson Cooper | 20-20 | 557 | 27.9 | 72-126 | .571 | 1-1 | 1.000 | 64-80 | .800 | 35 | 107 | 142 | 7.1 | 40 | 0 | 26 | 33 | 19 | 11 | 209 | 10.5 |
| 02 | Kur Teng | 20-2 | 365 | 18.3 | 55-142 | .387 | 35-88 | .398 | 11-13 | .846 | 14 | 33 | 47 | 2.4 | 29 | 0 | 16 | 18 | 1 | 4 | 156 | 7.8 |
| 06 | Jordan Scott | 20-9 | 458 | 22.9 | 49-106 | .462 | 27-62 | .435 | 22-31 | .710 | 26 | 32 | 58 | 2.9 | 45 | 2 | 25 | 19 | 10 | 18 | 147 | 7.4 |
| 99 | Divine Ugochukwu | 11-9 | 220 | 20.0 | 24-43 | .558 | 11-23 | .478 | 7-11 | .636 | 3 | 20 | 23 | 2.1 | 18 | 0 | 23 | 11 | 1 | 6 | 66 | 6.0 |
| 03 | Cameron Ward | 19-0 | 288 | 15.2 | 33-57 | .579 | 0-1 | .000 | 13-21 | .619 | 21 | 60 | 81 | 4.3 | 42 | 1 | 5 | 18 | 12 | 8 | 79 | 4.2 |
| 09 | Trey Fort | 18-0 | 127 | 7.1 | 13-42 | .310 | 10-30 | .333 | 2-2 | 1.000 | 1 | 11 | 12 | 0.7 | 13 | 0 | 4 | 8 | 0 | 1 | 38 | 2.1 |
| 35 | Jesse McCulloch | 16-0 | 103 | 6.4 | 7-23 | .304 | 3-10 | .300 | 4-4 | 1.000 | 7 | 7 | 14 | 0.9 | 12 | 0 | 2 | 2 | 3 | 1 | 21 | 1.3 |
| 10 | Denham Wojcik | 19-0 | 103 | 5.4 | 4-11 | .364 | 0-3 | .000 | 3-4 | .750 | 0 | 2 | 2 | 0.1 | 12 | 0 | 16 | 9 | 0 | 4 | 11 | 0.6 |
| 43 | Colin Walton | 6-0 | 8 | 1.3 | 0-0 | .000 | 0-0 | .000 | 0-0 | .000 | 1 | 1 | 2 | 0.3 | 0 | 0 | 0 | 0 | 0 | 0 | 0 | 0.0 |
| 40 | Brennan Walton | 6-0 | 8 | 1.3 | 0-2 | .000 | 0-1 | .000 | 0-0 | .000 | 0 | 1 | 1 | 0.2 | 1 | 0 | 0 | 1 | 0 | 0 | 0 | 0.0 |
| 20 | Nick Sanders | 7-0 | 11 | 1.6 | 0-0 | .000 | 0-0 | .000 | 0-0 | .000 | 0 | 0 | 0 | 0.0 | 0 | 0 | 0 | 0 | 0 | 0 | 0 | 0.0 |
| Team | | | | | | | | | | | 30 | 30 | 60 | | | | 20 | | | | | |
| Total..... | | 20 | 4050 | | 532-1122 | .474 | 147-417 | .353 | 328-412 | .796 | 228 | 533 | 761 | 38.0 | 322 | 4 | 333 | 234 | 70 | 93 | 1539 | 76.9 |
| Opponents..... | | 20 | 4050 | | 468-1130 | .414 | 170-515 | .330 | 262-347 | .755 | 154 | 391 | 545 | 27.3 | 361 | - | 264 | 182 | 62 | 115 | 1368 | 68.4 |

| TEAM STATISTICS | MSU | OPP | Date | Opponent | Score | Att. |
|------------------------|------------|------------|-------------|---------------------|--------------|-------------|
| SCORING | 1539 | 1368 | * 12/02/25 | IOWA | w 71-52 | 14797 |
| Points per game | 76.9 | 68.4 | * 12/13/25 | at Penn St. | w 76-72 | 7091 |
| Scoring margin | +8.6 | - | * 01/02/26 | at Nebraska | L 56-58 | 14841 |
| FIELD GOALS-ATT | 532-1122 | 468-1130 | * 01/05/26 | SOUTHERN CALIFORNIA | w 80-51 | 14797 |
| Field goal pct | .474 | .414 | * 01/08/26 | NORTHWESTERN | w 76-66 | 14797 |
| 3 POINT FG-ATT | 147-417 | 170-515 | * 01/13/26 | INDIANA | w 81-60 | 14797 |
| 3-point FG pct | .353 | .330 | * 01/17/26 | at Washington | w 80-63 | 7882 |
| 3-pt FG made per game | 7.4 | 8.5 | * 01/20/26 | at Oregon | w 68-52 | 6634 |
| FREE THROWS-ATT | 328-412 | 262-347 | * 01/24/26 | MARYLAND | w 91-48 | 14797 |
| Free throw pct | .796 | .755 | * 01/27/26 | at Rutgers | Wot 88-79 | 8000 |
| F-Throws made per game | 16.4 | 13.1 | * 01/30/26 | MICHIGAN | L 71-83 | 14797 |
| REBOUNDS | 761 | 545 | * 02/04/26 | at Minnesota | L 73-76 | 8994 |
| Rebounds per game | 38.0 | 27.3 | * 02/07/26 | ILLINOIS | Wot 85-82 | 14797 |
| Rebounding margin | +10.8 | - | * 02/13/26 | at Wisconsin | L 71-92 | 16838 |
| ASSISTS | 333 | 264 | * 02/17/26 | UCLA | w 82-59 | 14797 |
| Assists per game | 16.7 | 13.2 | * 02/22/26 | OHIO ST. | w 66-60 | 14797 |
| TURNOVERS | 234 | 182 | * 02/26/26 | at Purdue | w 76-74 | 14876 |
| Turnovers per game | 11.7 | 9.1 | * 03/01/26 | at Indiana | w 77-64 | 17222 |
| Turnover margin | -2.6 | - | * 03/05/26 | RUTGERS | w 91-87 | 14797 |
| Assist/turnover ratio | 1.4 | 1.5 | * 03/08/26 | at Michigan | L 80-90 | 12707 |
| STEALS | 93 | 115 | | | | |
| Steals per game | 4.7 | 5.8 | | | | |
| BLOCKS | 70 | 62 | | | | |
| Blocks per game | 3.5 | 3.1 | | | | |
| ATTENDANCE | 147970 | 115085 | | | | |
| Home games-Avg/Game | 10-14797 | 10-11508 | | | | |
| Neutral site-Avg/Game | - | 0-0 | | | | |

* = Conference game

| Score by Periods | 1st | 2nd | OT | Totals |
|-------------------------|------------|------------|-----------|---------------|
| Michigan St. | 680 | 830 | 29 | 1539 |
| Opponents | 655 | 696 | 17 | 1368 |

Official Basketball Box Score -- Game Totals -- Final Statistics
Bowling Green vs Michigan St.
10/23/25 7:00 pm at East Lansing, MI

Bowling Green 66 • 0-0,0-0 MAC

| # | Player | Total | | | 3-Ptr | | | Rebounds | | | PF | TP | A | TO | Blk | Stl | Min |
|--------|---------------------|--------|--------|--------|--------|--------|--------|----------|-----|-----|----|----|---|----|-----|-----|-----|
| | | FG-FGA | FG-FGA | FT-FTA | FG-FGA | FG-FGA | FT-FTA | Off | Def | Tot | | | | | | | |
| 14 | Sam Towns | f | 8-10 | 4-5 | 0-0 | 3 | 9 | 12 | 3 | 20 | 0 | 1 | 0 | 1 | 36 | | |
| 16 | Troy Glover II | f | 3-5 | 0-1 | 1-1 | 0 | 4 | 4 | 2 | 7 | 0 | 2 | 0 | 0 | 21 | | |
| 02 | Javontae Campbell | g | 5-20 | 0-5 | 2-5 | 1 | 8 | 9 | 3 | 12 | 5 | 2 | 0 | 1 | 38 | | |
| 06 | Josiah Shackelford | g | 3-13 | 2-6 | 6-8 | 0 | 2 | 2 | 1 | 14 | 1 | 1 | 0 | 0 | 31 | | |
| 25 | Justin Thomas | g | 1-4 | 0-2 | 0-0 | 0 | 2 | 2 | 3 | 2 | 3 | 2 | 0 | 1 | 21 | | |
| 01 | Jason Kimbrough Jr. | g | 0-0 | 0-0 | 0-0 | 0 | 1 | 1 | 1 | 0 | 0 | 0 | 0 | 0 | 4 | | |
| 03 | Makhi Leach | g | 0-0 | 0-0 | 0-0 | 0 | 1 | 1 | 1 | 0 | 0 | 0 | 0 | 1 | 7 | | |
| 09 | Mayar Wol | g | 0-0 | 0-0 | 2-2 | 0 | 1 | 1 | 0 | 2 | 0 | 0 | 0 | 0 | 6 | | |
| 11 | Javon Ruffin | g | 1-2 | 1-2 | 0-0 | 1 | 3 | 4 | 2 | 3 | 0 | 0 | 0 | 0 | 17 | | |
| 15 | Camden Karel | g | 0-1 | 0-0 | 0-0 | 0 | 0 | 0 | 0 | 0 | 0 | 0 | 0 | 0 | 3 | | |
| 34 | Aldenn Goins | g | 2-5 | 0-1 | 2-3 | 1 | 1 | 2 | 3 | 6 | 0 | 2 | 0 | 2 | 16 | | |
| Team | | | | | | 3 | 1 | 4 | | | 1 | | | | | | |
| Totals | | | 23-60 | 7-22 | 13-19 | 9 | 33 | 42 | 19 | 66 | 9 | 11 | 0 | 6 | 200 | | |

FG % 1st Half: 13-28 46.4% 2nd half: 10-32 31.3% Game: 23-60 38.3%
 3FG % 1st Half: 5-9 55.6% 2nd half: 2-13 15.4% Game: 7-22 31.8%
 FT % 1st Half: 8-13 61.5% 2nd half: 5-6 83.3% Game: 13-19 68.4%

Michigan St. 75 • 0-0,0-0 Big Ten

| # | Player | Total | | | 3-Ptr | | | Rebounds | | | PF | TP | A | TO | Blk | Stl | Min |
|--------|------------------|--------|--------|--------|--------|--------|--------|----------|-----|-----|----|----|----|----|-----|-----|-----|
| | | FG-FGA | FG-FGA | FT-FTA | FG-FGA | FG-FGA | FT-FTA | Off | Def | Tot | | | | | | | |
| 00 | Jaxon Kohler | f | 5-12 | 1-4 | 4-4 | 0 | 10 | 10 | 0 | 15 | 0 | 1 | 2 | 0 | 24 | | |
| 55 | Coen Carr | f | 7-11 | 0-1 | 3-8 | 2 | 3 | 5 | 0 | 17 | 4 | 0 | 5 | 1 | 31 | | |
| 15 | Carson Cooper | c | 2-5 | 0-0 | 1-1 | 1 | 3 | 4 | 0 | 5 | 1 | 0 | 3 | 0 | 22 | | |
| 01 | Jeremy Fears Jr. | g | 3-7 | 2-4 | 4-5 | 0 | 2 | 2 | 12 | 9 | 2 | 0 | 2 | 31 | | | |
| 02 | Kur Teng | g | 3-10 | 1-4 | 0-0 | 2 | 2 | 4 | 2 | 7 | 1 | 1 | 0 | 1 | 22 | | |
| 03 | Cameron Ward | g | 1-4 | 0-1 | 0-0 | 2 | 4 | 6 | 2 | 2 | 2 | 3 | 1 | 1 | 17 | | |
| 06 | Jordan Scott | g | 0-0 | 0-0 | 0-0 | 0 | 0 | 0 | 2 | 0 | 1 | 0 | 0 | 0 | 6 | | |
| 09 | Trey Fort | g | 3-7 | 3-5 | 0-0 | 1 | 0 | 1 | 2 | 9 | 1 | 0 | 0 | 0 | 16 | | |
| 10 | Denham Wojcik | g | 0-0 | 0-0 | 0-0 | 0 | 0 | 0 | 3 | 0 | 0 | 0 | 0 | 0 | 3 | | |
| 35 | Jesse McCulloch | g | 2-4 | 1-3 | 1-2 | 1 | 4 | 5 | 2 | 6 | 1 | 0 | 1 | 0 | 11 | | |
| 99 | Divine Ugochukwu | g | 1-5 | 0-3 | 0-0 | 0 | 3 | 3 | 1 | 2 | 4 | 1 | 2 | 1 | 17 | | |
| Team | | | | | | 0 | 1 | 1 | | | | | | | | | |
| Totals | | | 27-65 | 8-25 | 13-20 | 9 | 32 | 41 | 16 | 75 | 24 | 8 | 14 | 6 | 200 | | |

FG % 1st Half: 18-36 50.0% 2nd half: 9-29 31.0% Game: 27-65 41.5%
 3FG % 1st Half: 6-14 42.9% 2nd half: 2-11 18.2% Game: 8-25 32.0%
 FT % 1st Half: 6-10 60.0% 2nd half: 7-10 70.0% Game: 13-20 65.0%

Officials: Chad Barlow, Earl Walton, Tim Comer
 Technical fouls: Bowling Green-None. Michigan St.-None.
 Attendance: 14797
 2025-26 Men's Basketball. Round: 0. Bowling Green vs Michigan St.. Played at B

| Score by periods | 1st | 2nd | Total |
|------------------|-----|-----|-------|
| Bowling Green | 39 | 27 | 66 |
| Michigan St. | 48 | 27 | 75 |

Last FG - BGSU 2nd-03:23, MSU 2nd-03:50.
 Largest lead - BGSU by 5 1st-09:48, MSU by 13 2nd-03:50.
 BGSU led for 05:17. MSU led for 28:50. Game was tied for 05:53.

Score tied - 6 times.
 Lead changed - 5 times.

Official Basketball Box Score -- Game Totals -- Final Statistics
Colgate vs Michigan St.
11/03/25 7:00 pm at East Lansing, MI

Colgate 69 • 0-1,0-0 Patriot

| # | Player | Total | | | 3-Ptr | | | Rebounds | | | PF | TP | A | TO | Blk | Stl | Min |
|--------|---------------------|--------|--------|--------|--------|--------|--------|----------|-----|-----|----|----|---|----|-----|-----|-----|
| | | FG-FGA | FG-FGA | FT-FTA | FG-FGA | FG-FGA | FT-FTA | Off | Def | Tot | | | | | | | |
| 22 | Andrew Alekseyenko | f | 6-12 | 1-4 | 1-1 | 2 | 3 | 5 | 4 | 14 | 1 | 4 | 0 | 0 | 35 | | |
| 33 | Sam Wright | f | 7-13 | 2-7 | 1-3 | 0 | 3 | 3 | 3 | 17 | 1 | 0 | 0 | 1 | 30 | | |
| 01 | Brady Cummins | g | 3-10 | 3-7 | 2-2 | 0 | 1 | 1 | 4 | 11 | 2 | 2 | 0 | 1 | 29 | | |
| 03 | Jalen Cox | g | 5-6 | 2-2 | 0-0 | 0 | 8 | 8 | 4 | 12 | 7 | 4 | 1 | 1 | 33 | | |
| 06 | Ben Tweedy | g | 3-8 | 1-4 | 0-0 | 0 | 2 | 2 | 2 | 7 | 1 | 2 | 0 | 1 | 30 | | |
| 04 | Josh Ahayere | g | 1-1 | 1-1 | 0-0 | 0 | 0 | 0 | 2 | 3 | 0 | 0 | 0 | 1 | 9 | | |
| 13 | Kyle Carlesimo | g | 1-5 | 1-4 | 0-0 | 0 | 1 | 1 | 2 | 3 | 2 | 1 | 0 | 0 | 19 | | |
| 15 | Eyilayomi Odetoynbo | g | 1-2 | 0-0 | 0-0 | 1 | 2 | 3 | 3 | 2 | 0 | 0 | 1 | 1 | 10 | | |
| 23 | Cooper Wright | g | 0-0 | 0-0 | 0-0 | 0 | 1 | 1 | 1 | 0 | 0 | 0 | 0 | 0 | 5 | | |
| Team | | | | | | 0 | 1 | 1 | | | | | | | | | |
| Totals | | | 27-57 | 11-29 | 4-6 | 3 | 22 | 25 | 25 | 69 | 14 | 13 | 2 | 6 | 200 | | |

FG % 1st Half: 13-29 44.8% 2nd half: 14-28 50.0% Game: 27-57 47.4%
 3FG % 1st Half: 6-14 42.9% 2nd half: 5-15 33.3% Game: 11-29 37.9%
 FT % 1st Half: 2-2 100.0 2nd half: 2-4 50.0% Game: 4-6 66.7%

Michigan St. 80 • 1-0,0-0 Big Ten

| # | Player | Total | | | 3-Ptr | | | Rebounds | | | PF | TP | A | TO | Blk | Stl | Min |
|--------|------------------|--------|--------|--------|--------|--------|--------|----------|-----|-----|----|----|---|----|-----|-----|-----|
| | | FG-FGA | FG-FGA | FT-FTA | FG-FGA | FG-FGA | FT-FTA | Off | Def | Tot | | | | | | | |
| 00 | Jaxon Kohler | f | 4-8 | 2-4 | 6-9 | 7 | 8 | 15 | 0 | 16 | 2 | 1 | 1 | 2 | 32 | | |
| 55 | Coen Carr | f | 5-9 | 0-1 | 2-5 | 2 | 2 | 4 | 3 | 12 | 2 | 2 | 1 | 1 | 27 | | |
| 15 | Carson Cooper | c | 4-10 | 0-0 | 2-4 | 3 | 3 | 6 | 2 | 10 | 0 | 2 | 0 | 0 | 28 | | |
| 01 | Jeremy Fears Jr. | g | 4-10 | 0-1 | 6-6 | 1 | 4 | 5 | 2 | 14 | 10 | 1 | 0 | 5 | 34 | | |
| 02 | Kur Teng | g | 2-5 | 2-4 | 0-0 | 0 | 3 | 3 | 2 | 6 | 1 | 1 | 1 | 0 | 17 | | |
| 03 | Cameron Ward | g | 2-4 | 0-0 | 1-5 | 4 | 0 | 4 | 1 | 5 | 0 | 0 | 0 | 0 | 10 | | |
| 06 | Jordan Scott | g | 1-4 | 0-3 | 4-5 | 2 | 4 | 6 | 2 | 6 | 1 | 0 | 0 | 0 | 18 | | |
| 09 | Trey Fort | g | 2-6 | 2-5 | 3-3 | 0 | 3 | 3 | 0 | 9 | 1 | 1 | 0 | 0 | 19 | | |
| 10 | Denham Wojcik | g | 0-0 | 0-0 | 0-0 | 0 | 0 | 0 | 0 | 0 | 0 | 0 | 0 | 0 | 1 | | |
| 35 | Jesse McCulloch | g | 1-1 | 0-0 | 0-0 | 0 | 0 | 0 | 1 | 2 | 0 | 1 | 0 | 0 | 6 | | |
| 99 | Divine Ugochukwu | g | 0-3 | 0-3 | 0-0 | 0 | 0 | 0 | 0 | 0 | 1 | 0 | 0 | 0 | 8 | | |
| Team | | | | | | 0 | 1 | 1 | | | | | | | | | |
| Totals | | | 25-60 | 6-21 | 24-37 | 19 | 28 | 47 | 13 | 80 | 18 | 10 | 3 | 8 | 200 | | |

FG % 1st Half: 13-32 40.6% 2nd half: 12-28 42.9% Game: 25-60 41.7%
 3FG % 1st Half: 4-13 30.8% 2nd half: 2-8 25.0% Game: 6-21 28.6%
 FT % 1st Half: 7-10 70.0% 2nd half: 17-27 63.0% Game: 24-37 64.9%

Officials: Alex Landis, Amy Bonner, DJ Carstensen
 Technical fouls: Colgate-Andrew Alekseyenko. Michigan St.-TEAM.
 Attendance: 14797
 2025-26 Men's Basketball. Round: 0. Colgate vs Michigan St.. Played at Breslin

| Score by periods | 1st | 2nd | Total |
|------------------|-----|-----|-------|
| Colgate | 34 | 35 | 69 |
| Michigan St. | 37 | 43 | 80 |

| Points | In | Off | 2nd | Fast | Bench |
|--------|----|-----|-----|------|-------|
| Colg | 30 | 15 | 2 | 14 | 8 |
| MSU | 28 | 16 | 20 | 20 | 22 |

Last FG - Colg 2nd-00:20, MSU 2nd-00:26.
 Largest lead - Colg by 3 1st-19:52, MSU by 15 2nd-08:30.
 Colg led for 01:14. MSU led for 38:17. Game was tied for 00:29.

Score tied - 2 times.
 Lead changed - 1 time.

Official Basketball Box Score -- Game Totals -- Final Statistics
Michigan St. vs UConn
10/28/25 7:30 pm at Hartford, CT

Michigan St. 69 • 0-0,0-0 Big Ten

| # | Player | Total | | | 3-Ptr | | | Rebounds | | | PF | TP | A | TO | Blk | Stl | Min |
|--------|------------------|--------|--------|--------|--------|--------|--------|----------|-----|-----|----|----|---|----|-----|-----|-----|
| | | FG-FGA | FG-FGA | FT-FTA | FG-FGA | FG-FGA | FT-FTA | Off | Def | Tot | | | | | | | |
| 00 | Jaxon Kohler | f | 1-5 | 0-0 | 8-10 | 5 | 7 | 12 | 3 | 10 | 1 | 0 | 0 | 0 | 24 | | |
| 55 | Coen Carr | f | 4-6 | 1-1 | 2-7 | 2 | 0 | 2 | 2 | 11 | 0 | 2 | 1 | 1 | 33 | | |
| 15 | Carson Cooper | c | 4-7 | 0-0 | 4-5 | 2 | 8 | 10 | 4 | 12 | 0 | 0 | 0 | 0 | 22 | | |
| 01 | Jeremy Fears Jr. | g | 2-7 | 0-0 | 10-13 | 0 | 1 | 1 | 3 | 14 | 6 | 6 | 0 | 3 | 32 | | |
| 02 | Kur Teng | g | 0-4 | 0-3 | 2-4 | 0 | 0 | 0 | 1 | 2 | 0 | 1 | 0 | 0 | 12 | | |
| 03 | Cameron Ward | g | 0-0 | 0-0 | 1-2 | 0 | 2 | 2 | 0 | 1 | 0 | 0 | 1 | 0 | 21 | | |
| 06 | Jordan Scott | g | 2-5 | 1-3 | 1-1 | 2 | 2 | 4 | 2 | 6 | 0 | 0 | 0 | 3 | 15 | | |
| 09 | Trey Fort | g | 3-8 | 1-4 | 1-2 | 1 | 0 | 1 | 2 | 8 | 1 | 0 | 0 | 0 | 18 | | |
| 35 | Jesse McCulloch | g | 0-1 | 0-0 | 0-0 | 0 | 0 | 0 | 1 | 0 | 0 | 0 | 0 | 0 | 8 | | |
| 99 | Divine Ugochukwu | g | 2-3 | 1-2 | 0-0 | 0 | 0 | 0 | 4 | 5 | 1 | 2 | 0 | 1 | 15 | | |
| Team | | | | | | 1 | 1 | 2 | | | | | | | | | |
| Totals | | | 18-46 | 4-14 | 29-44 | 13 | 21 | 34 | 22 | 69 | 9 | 12 | 2 | 8 | 200 | | |

FG % 1st Half: 7-20 35.0% 2nd half: 11-26 42.3% Game: 18-46 39.1%
 3FG % 1st Half: 2-8 25.0% 2nd half: 2-6 33.3% Game: 4-14 28.6%
 FT % 1st Half: 17-22 77.3% 2nd half: 12-22 54.5% Game: 29-44 65.9%

UConn 76 • 0-0,0-0 Big East

| # | Player | Total | | | 3-Ptr | | | Rebounds | | | PF | TP | A | TO | Blk | Stl | Min |
|----|----------------|--------|--------|--------|--------|--------|--------|----------|-----|-----|----|----|---|----|-----|-----|-----|
| | | FG-FGA | FG-FGA | FT-FTA | FG-FGA | FG-FGA | FT-FTA | Off | Def | Tot | | | | | | | |
| 03 | Jaylin Stewart | f | 1-6 | 0-2 | 1-2 | 1 | 2 | 3 | 2 | 3 | 1 | 0 | 0 | 0 | 24 | | |
| 11 | Alex Karaban | f | 4-11 | 2-4 | 8-8 | | | | | | | | | | | | |

Official Basketball Box Score -- Game Totals -- Final Statistics
San Jose St. vs Michigan St.
11/13/25 6:30 pm at East Lansing, MI

San Jose St. 60 • 0-3,0-0 Mountain

| # | Player | Total | | | 3-Ptr | | | Rebounds | | | PF | TP | A | TO | Blk | Stl | Min |
|--------|---------------------|--------|--------|--------|-------|-----|-----|----------|-----|-----|----|----|---|----|-----|-----|-----|
| | | FG-FGA | FG-FGA | FT-FTA | Off | Def | Tot | Off | Def | Tot | | | | | | | |
| 32 | Yaphet Moundi | f | 1-5 | 0-2 | 11-16 | 3 | 8 | 11 | 3 | 13 | 1 | 0 | 0 | 2 | 32 | | |
| 99 | Sadraque NgaNga | f | 3-7 | 2-5 | 0-0 | 0 | 5 | 5 | 4 | 8 | 0 | 2 | 0 | 1 | 27 | | |
| 00 | Colby Garland | g | 10-16 | 2-2 | 0-0 | 0 | 3 | 3 | 3 | 22 | 3 | 1 | 0 | 1 | 35 | | |
| 11 | Ben Roseborough | g | 3-10 | 2-7 | 0-0 | 0 | 0 | 0 | 5 | 8 | 1 | 1 | 0 | 1 | 27 | | |
| 13 | Jermaine Washington | g | 3-10 | 2-7 | 1-1 | 0 | 0 | 0 | 2 | 9 | 5 | 2 | 0 | 0 | 35 | | |
| 04 | Melvin Bell Jr. | g | 0-7 | 0-4 | 0-0 | 3 | 3 | 6 | 1 | 0 | 0 | 0 | 0 | 1 | 29 | | |
| 17 | Jaden Goodall | g | 0-0 | 0-0 | 0-0 | 0 | 0 | 0 | 0 | 0 | 0 | 0 | 0 | 0 | 1 | | |
| 24 | Douglas Langford | g | 0-0 | 0-0 | 0-0 | 0 | 0 | 0 | 1 | 0 | 0 | 1 | 0 | 0 | 3 | | |
| 33 | Marcus Overstreet | g | 0-1 | 0-0 | 0-0 | 1 | 0 | 1 | 2 | 0 | 0 | 1 | 1 | 0 | 11 | | |
| Team | | | | | | 0 | 0 | 0 | | | | | | | | | |
| Totals | | | 20-56 | 8-27 | 12-18 | 7 | 19 | 26 | 21 | 60 | 10 | 9 | 1 | 6 | 200 | | |

FG % 1st Half: 9-30 30.0% 2nd half: 11-26 42.3% Game: 20-56 35.7%
 3FG % 1st Half: 3-17 17.6% 2nd half: 5-10 50.0% Game: 8-27 29.6%
 FT % 1st Half: 2-6 33.3% 2nd half: 10-12 83.3% Game: 12-18 66.7%

Michigan St. 79 • 3-0,0-0 Big Ten

| # | Player | Total | | | 3-Ptr | | | Rebounds | | | PF | TP | A | TO | Blk | Stl | Min |
|--------|------------------|--------|--------|--------|-------|-----|-----|----------|-----|-----|----|----|---|----|-----|-----|-----|
| | | FG-FGA | FG-FGA | FT-FTA | Off | Def | Tot | Off | Def | Tot | | | | | | | |
| 00 | Jaxon Kohler | f | 5-12 | 1-5 | 6-6 | 5 | 13 | 18 | 1 | 17 | 1 | 2 | 2 | 0 | 30 | | |
| 55 | Coen Carr | f | 4-7 | 0-1 | 0-1 | 2 | 2 | 4 | 2 | 8 | 5 | 2 | 2 | 1 | 31 | | |
| 15 | Carson Cooper | c | 6-7 | 0-0 | 5-10 | 3 | 4 | 7 | 3 | 17 | 2 | 1 | 1 | 4 | 27 | | |
| 01 | Jeremy Fears Jr. | g | 4-7 | 3-5 | 4-4 | 1 | 4 | 5 | 2 | 15 | 9 | 3 | 0 | 0 | 31 | | |
| 09 | Trey Fort | g | 1-6 | 0-5 | 0-0 | 0 | 2 | 2 | 1 | 2 | 0 | 1 | 1 | 0 | 16 | | |
| 02 | Kur Teng | g | 4-8 | 2-5 | 0-0 | 0 | 0 | 0 | 1 | 10 | 2 | 0 | 0 | 0 | 18 | | |
| 03 | Cameron Ward | g | 3-4 | 0-0 | 1-2 | 1 | 3 | 4 | 3 | 7 | 1 | 0 | 0 | 0 | 16 | | |
| 06 | Jordan Scott | g | 0-2 | 0-2 | 0-0 | 0 | 0 | 0 | 0 | 0 | 1 | 0 | 0 | 1 | 12 | | |
| 10 | Denham Wojcik | g | 0-0 | 0-0 | 0-0 | 0 | 1 | 1 | 1 | 0 | 0 | 0 | 0 | 0 | 3 | | |
| 20 | Nick Sanders | g | 0-0 | 0-0 | 0-0 | 0 | 0 | 0 | 0 | 0 | 1 | 0 | 0 | 0 | 1 | | |
| 35 | Jesse McCulloch | g | 0-1 | 0-0 | 0-0 | 0 | 1 | 1 | 2 | 0 | 0 | 0 | 0 | 1 | 6 | | |
| 99 | Divine Ugochukwu | g | 1-4 | 0-2 | 1-2 | 0 | 0 | 0 | 1 | 3 | 2 | 0 | 0 | 0 | 9 | | |
| Team | | | | | | 1 | 2 | 3 | | | | | | | | | |
| Totals | | | 28-58 | 6-25 | 17-25 | 13 | 32 | 45 | 17 | 79 | 25 | 9 | 6 | 7 | 200 | | |

FG % 1st Half: 16-29 55.2% 2nd half: 12-29 41.4% Game: 28-58 48.3%
 3FG % 1st Half: 2-10 20.0% 2nd half: 4-15 26.7% Game: 6-25 24.0%
 FT % 1st Half: 12-19 63.2% 2nd half: 5-6 83.3% Game: 17-25 68.0%

Officials: Earl Walton,Randy Richardson,Paul Szlec
 Technical fouls: San Jose St.-None. Michigan St.-None.
 Attendance: 14797
 2025-26 Men's Basketball. Round: 0. Michigan St. vs San Jose St.. Played at Br

| Score by periods | 1st | 2nd | Total |
|------------------|-----|-----|-------|
| San Jose St. | 23 | 37 | 60 |
| Michigan St. | 46 | 33 | 79 |

| Points | In | Off | 2nd | Fast | Bench |
|--------------|-------|-----|--------|-------|-------|
| MSU | Paint | T/O | Chance | Break | |
| San Jose St. | 20 | 6 | 7 | 8 | 0 |
| Michigan St. | 34 | 9 | 15 | 24 | 20 |

Last FG - SJSU 2nd-01:59, MSU 2nd-00:34.
 Largest lead - SJSU None, MSU by 23 1st-02:02.
 SJSU led for 00:00. MSU led for 39:38. Game was tied for 00:22.

Score tied - 0 times.
 Lead changed - 0 times.

Official Basketball Box Score -- Game Totals -- Final Statistics
Detroit Mercy vs Michigan St.
11/21/25 6:30 pm at East Lansing, MI

Detroit Mercy 56 • 1-5,0-0 Horizon

| # | Player | Total | | | 3-Ptr | | | Rebounds | | | PF | TP | A | TO | Blk | Stl | Min |
|--------|----------------------|--------|--------|--------|-------|-----|-----|----------|-----|-----|----|----|---|----|-----|-----|-----|
| | | FG-FGA | FG-FGA | FT-FTA | Off | Def | Tot | Off | Def | Tot | | | | | | | |
| 23 | Legend Geeter | f | 0-3 | 0-1 | 0-0 | 3 | 3 | 6 | 3 | 4 | 0 | 0 | 0 | 0 | 19 | | |
| 06 | Xavier Istomin-Monro | c | 2-3 | 0-0 | 0-0 | 0 | 3 | 3 | 1 | 4 | 0 | 0 | 1 | 0 | 21 | | |
| 05 | Olando Lovejoy | g | 5-8 | 0-0 | 4-4 | 0 | 0 | 0 | 1 | 14 | 4 | 3 | 0 | 3 | 26 | | |
| 07 | Ayden Carter | g | 4-9 | 2-3 | 0-0 | 0 | 1 | 1 | 0 | 10 | 2 | 2 | 0 | 2 | 19 | | |
| 33 | TJ Nadeau | g | 3-5 | 2-2 | 2-2 | 0 | 1 | 1 | 2 | 10 | 0 | 0 | 0 | 1 | 16 | | |
| 01 | Tyler Spratt | g | 0-4 | 0-1 | 0-0 | 2 | 0 | 2 | 2 | 0 | 0 | 0 | 0 | 0 | 8 | | |
| 02 | Je'kel Cotton | g | 0-0 | 0-0 | 0-0 | 0 | 0 | 0 | 0 | 0 | 0 | 0 | 0 | 0 | 2 | | |
| 04 | Keshawn Fisher | g | 0-8 | 0-4 | 0-0 | 0 | 1 | 1 | 1 | 0 | 0 | 0 | 0 | 1 | 12 | | |
| 10 | Nate Johnson | g | 3-6 | 0-3 | 1-2 | 1 | 3 | 4 | 2 | 7 | 0 | 0 | 1 | 0 | 17 | | |
| 11 | Lance Stone | g | 2-7 | 1-5 | 0-0 | 0 | 2 | 2 | 0 | 5 | 0 | 2 | 0 | 0 | 15 | | |
| 13 | Jared Lary | g | 1-2 | 0-1 | 0-0 | 0 | 1 | 1 | 2 | 2 | 2 | 0 | 0 | 0 | 8 | | |
| 20 | Ryan Malden | g | 2-4 | 0-0 | 0-0 | 0 | 3 | 3 | 4 | 4 | 1 | 4 | 0 | 0 | 21 | | |
| 30 | Landon Kalambay | g | 0-1 | 0-0 | 0-0 | 3 | 1 | 4 | 3 | 0 | 0 | 0 | 0 | 0 | 16 | | |
| Team | | | | | | 2 | 1 | 3 | | | | | | | | | |
| Totals | | | 22-60 | 5-20 | 7-8 | 11 | 20 | 31 | 21 | 56 | 9 | 15 | 2 | 7 | 200 | | |

FG % 1st Half: 10-32 31.3% 2nd half: 12-28 42.9% Game: 22-60 36.7%
 3FG % 1st Half: 3-11 27.3% 2nd half: 2-9 22.2% Game: 5-20 25.0%
 FT % 1st Half: 2-2 100.0 2nd half: 5-6 83.3% Game: 7-8 87.5%

Michigan St. 84 • 5-0,0-0 Big Ten

| # | Player | Total | | | 3-Ptr | | | Rebounds | | | PF | TP | A | TO | Blk | Stl | Min |
|--------|------------------|--------|--------|--------|-------|-----|-----|----------|-----|-----|----|----|---|----|-----|-----|-----|
| | | FG-FGA | FG-FGA | FT-FTA | Off | Def | Tot | Off | Def | Tot | | | | | | | |
| 00 | Jaxon Kohler | f | 5-9 | 1-4 | 2-2 | 4 | 0 | 4 | 0 | 13 | 1 | 0 | 0 | 0 | 27 | | |
| 55 | Coen Carr | f | 4-6 | 2-3 | 3-3 | 1 | 6 | 7 | 1 | 13 | 0 | 2 | 2 | 0 | 29 | | |
| 15 | Carson Cooper | c | 4-4 | 0-0 | 4-4 | 2 | 4 | 6 | 3 | 12 | 0 | 2 | 0 | 1 | 20 | | |
| 01 | Jeremy Fears Jr. | g | 7-12 | 2-4 | 2-2 | 0 | 1 | 1 | 1 | 18 | 11 | 1 | 0 | 2 | 28 | | |
| 09 | Trey Fort | g | 1-5 | 1-3 | 2-2 | 0 | 1 | 1 | 1 | 5 | 2 | 2 | 1 | 1 | 14 | | |
| 02 | Kur Teng | g | 1-6 | 0-4 | 0-0 | 0 | 2 | 2 | 0 | 2 | 0 | 1 | 0 | 1 | 16 | | |
| 03 | Cameron Ward | g | 2-3 | 0-0 | 1-2 | 3 | 5 | 8 | 1 | 5 | 1 | 2 | 0 | 1 | 16 | | |
| 06 | Jordan Scott | g | 0-4 | 0-3 | 2-2 | 2 | 1 | 3 | 2 | 2 | 0 | 2 | 0 | 1 | 14 | | |
| 10 | Denham Wojcik | g | 0-1 | 0-0 | 0-2 | 0 | 0 | 0 | 0 | 0 | 2 | 0 | 0 | 0 | 4 | | |
| 20 | Nick Sanders | g | 1-2 | 1-2 | 0-0 | 0 | 1 | 1 | 0 | 3 | 0 | 0 | 0 | 0 | 2 | | |
| 35 | Jesse McCulloch | g | 1-2 | 0-0 | 3-4 | 3 | 3 | 6 | 3 | 5 | 0 | 0 | 2 | 0 | 15 | | |
| 40 | Brennan Walton | g | 0-0 | 0-0 | 0-0 | 0 | 0 | 0 | 0 | 0 | 0 | 0 | 0 | 0 | 1 | | |
| 43 | Colin Walton | g | 0-0 | 0-0 | 0-0 | 0 | 0 | 0 | 0 | 0 | 0 | 0 | 0 | 0 | 1 | | |
| 99 | Divine Ugochukwu | g | 2-7 | 1-4 | 1-3 | 0 | 0 | 0 | 1 | 6 | 1 | 0 | 0 | 1 | 13 | | |
| Team | | | | | | 1 | 2 | 3 | | | | | | | | | |
| Totals | | | 28-61 | 8-27 | 20-26 | 16 | 26 | 42 | 13 | 84 | 18 | 12 | 5 | 8 | 200 | | |

FG % 1st Half: 14-29 48.3% 2nd half: 14-32 43.8% Game: 28-61 45.9%
 3FG % 1st Half: 2-7 28.6% 2nd half: 6-20 30.0% Game: 8-27 29.6%
 FT % 1st Half: 11-16 68.8% 2nd half: 9-10 90.0% Game: 20-26 76.9%

Officials: Rob Kueneman,Mike Littlewood,Paul Szlec
 Technical fouls: Detroit Mercy-None. Michigan St.-None.
 Attendance: 14797
 2025-26 Men's Basketball. Round: 0. Detroit Mercy vs Michigan St.. Played at B

| Score by periods | 1st | 2nd | Total |
|------------------|-----|-----|-------|
| Detroit Mercy | 25 | 31 | 56 |
| Michigan St. | 41 | 43 | 84 |

| Points | In | Off | 2nd | Fast | Bench |
|---------------|-------|-----|--------|-------|-------|
| MSU | Paint | T/O | Chance | Break | |
| Detroit Mercy | 24 | 10 | 5 | 9 | 18 |
| Michigan St. | 34 | 18 | 22 | 16 | 23 |

Last FG - UDM 2nd-00:56, MSU 2nd-00:10.
 Largest lead - UDM None, MSU by 28 2nd-00:10.
 UDM led for 00:00. MSU led for 39:09. Game was tied for 00:43.

Score tied - 0 times.
 Lead changed - 0 times.

Official Basketball Box Score -- Game Totals -- Final Statistics
Michigan St. vs Kentucky
11/18/25 6:30 pm at New York, NY

Michigan St. 83 • 4-0,0-0 Big Ten

| # | Player | Total | | | 3-Ptr | | | Rebounds | | | PF | TP | A | TO | Blk | Stl | Min |
|----|------------------|--------|--------|--------|-------|-----|-----|----------|-----|-----|----|----|---|----|-----|-----|-----|
| | | FG-FGA | FG-FGA | FT-FTA | Off | Def | Tot | Off | Def | Tot | | | | | | | |
| 00 | Jaxon Kohler | f | 8-12 | 2-2 | 2-2 | 1 | 4 | 5 | 1 | 20 | 2 | 2 | 1 | 0 | 28 | | |
| 55 | Coen Carr | f | 2-6 | 1-2 | 1-2 | 0 | 5 | 5 | 0 | 6 | 2 | 3 | 1 | 1 | 30 | | |
| 15 | Carson Cooper | c | 1-7 | 0-1 | 0-0 | 2 | 5 | 7 | 2 | 2 | 2 | 0 | 1 | 0 | 23 | | |
| 01 | Jeremy Fears Jr. | g | 2-3 | 0-0 | 4-4 | 0 | 6 | 6 | 1 | 8 | 13 | 2 | 0 | 3 | 31 | | |
| 09 | Trey Fort | g | 5-12 | 3-8 | 0-0 | 0 | 2 | 2 | 2 | 13 | 1 | 1 | 0 | 0 | 18 | | |
| 02 | Kur Teng | g | 6-12 | 3-7 | 0-0 | 0 | 1 | 1 | 2 | 15 | 2 | 0 | 0 | 1 | 18 | | |
| 03 | Cameron Ward | g | 4-6 | 0-0 | 0-0 | 2 | 2 | 4 | 1 | 8 | 0 | 2 | 0 | 0 | 17 | | |
| 06 | Jordan Scott | g | 0-0 | 0-0 | 1-2 | 2 | 1 | 3 | 3 | 1 | 1 | 2 | 1 | 0 | 12 | | |
| 10 | Denham Wojcik | g | 0-0 | 0-0 | 0-0 | 0 | 0 | 0 | 0 | 1 | 0 | 2 | 0 | 0 | 3 | | |
| 20 | Nick Sanders | g | 0-1 | 0- | | | | | | | | | | | | | |

Official Basketball Box Score -- Game Totals -- Final Statistics
Michigan St. vs North Carolina
11/27/25 4:30 pm at Fort Myers, FL

Michigan St. 74 • 7-0,0-0 Big Ten

| # | Player | Total | | 3-Ptr | | Rebounds | | | PF | TP | A | TO | Blk | Stl | Min |
|----|------------------|--------|--------|--------|-----|----------|-----|----|----|----|----|----|-----|-----|-----|
| | | FG-FGA | FG-FGA | FT-FTA | Off | Def | Tot | | | | | | | | |
| 00 | Jaxon Kohler | f | 4-8 | 2-4 | 0-0 | 4 | 7 | 11 | 2 | 10 | 2 | 2 | 1 | 0 | 32 |
| 55 | Coen Carr | f | 4-10 | 0-1 | 0-0 | 2 | 2 | 4 | 4 | 8 | 0 | 0 | 1 | 1 | 36 |
| 15 | Carson Cooper | c | 6-10 | 0-0 | 2-2 | 1 | 5 | 6 | 3 | 14 | 1 | 4 | 0 | 0 | 30 |
| 01 | Jeremy Fears Jr. | g | 8-10 | 1-1 | 2-3 | 0 | 5 | 5 | 2 | 19 | 7 | 2 | 0 | 0 | 35 |
| 09 | Trey Fort | g | 1-7 | 1-2 | 0-0 | 0 | 1 | 1 | 1 | 3 | 3 | 0 | 0 | 1 | 21 |
| 02 | Kur Teng | g | 3-4 | 0-1 | 0-0 | 1 | 2 | 3 | 1 | 6 | 1 | 0 | 0 | 0 | 13 |
| 03 | Cameron Ward | g | 4-7 | 0-0 | 3-4 | 1 | 1 | 2 | 2 | 11 | 0 | 0 | 1 | 0 | 16 |
| 06 | Jordan Scott | g | 0-2 | 0-0 | 0-0 | 0 | 0 | 0 | 1 | 0 | 0 | 0 | 0 | 0 | 3 |
| 35 | Jesse McCulloch | g | 0-0 | 0-0 | 0-0 | 0 | 0 | 0 | 0 | 0 | 0 | 0 | 0 | 0 | 2 |
| 99 | Divine Ugochukwu | g | 1-2 | 1-1 | 0-0 | 0 | 1 | 1 | 1 | 3 | 0 | 2 | 1 | 0 | 12 |
| | Team | | | | | 3 | 1 | 4 | | | | | | | |
| | Totals | | 31-60 | 5-10 | 7-9 | 12 | 25 | 37 | 17 | 74 | 14 | 10 | 4 | 2 | 200 |

FG % 1st Half: 13-31 41.9% 2nd half: 18-29 62.1% Game: 31-60 51.7% Deadball Rebounds 1
 3FG % 1st Half: 3-12 25.0% 2nd half: 2-3 66.7% Game: 5-10 50.0%
 FT % 1st Half: 4-5 80.0% 2nd half: 3-4 75.0% Game: 7-9 77.8%

North Carolina 58 • 6-1,0-0 ACC

| # | Player | Total | | 3-Ptr | | Rebounds | | | PF | TP | A | TO | Blk | Stl | Min |
|----|-----------------|--------|--------|--------|-------|----------|-----|----|----|----|---|----|-----|-----|-----|
| | | FG-FGA | FG-FGA | FT-FTA | Off | Def | Tot | | | | | | | | |
| 08 | Caleb Wilson | f | 6-13 | 0-3 | 6-7 | 1 | 6 | 7 | 2 | 18 | 1 | 2 | 0 | 2 | 33 |
| 15 | Jarin Stevenson | f | 2-5 | 1-3 | 2-4 | 0 | 1 | 1 | 2 | 7 | 0 | 1 | 0 | 2 | 29 |
| 13 | Henri Veesaar | c | 6-9 | 1-2 | 0-1 | 2 | 4 | 6 | 3 | 13 | 0 | 1 | 1 | 1 | 29 |
| 00 | Kyan Evans | g | 1-7 | 0-5 | 2-2 | 0 | 1 | 1 | 1 | 4 | 2 | 2 | 0 | 0 | 33 |
| 44 | Luka Bogavac | g | 4-12 | 1-6 | 2-3 | 0 | 1 | 1 | 1 | 11 | 5 | 0 | 0 | 0 | 34 |
| 01 | Zayden High | g | 1-2 | 0-0 | 0-0 | 2 | 0 | 2 | 1 | 2 | 0 | 0 | 0 | 0 | 4 |
| 02 | James Brown | g | 0-0 | 0-0 | 0-0 | 0 | 1 | 1 | 2 | 0 | 0 | 1 | 0 | 0 | 7 |
| 03 | Derek Dixon | g | 0-2 | 0-1 | 0-0 | 1 | 0 | 1 | 1 | 0 | 1 | 1 | 0 | 0 | 8 |
| 11 | Jonathan Powell | g | 1-5 | 1-3 | 0-0 | 3 | 4 | 7 | 1 | 3 | 0 | 0 | 1 | 0 | 23 |
| | Team | | | | | 3 | 0 | 3 | | | | | | | |
| | Totals | | 21-55 | 4-23 | 12-17 | 12 | 18 | 30 | 14 | 58 | 9 | 8 | 2 | 5 | 200 |

FG % 1st Half: 10-30 33.3% 2nd half: 11-25 44.0% Game: 21-55 38.2% Deadball Rebounds 2
 3FG % 1st Half: 3-12 25.0% 2nd half: 1-11 9.1% Game: 4-23 17.4%
 FT % 1st Half: 5-6 83.3% 2nd half: 7-11 63.6% Game: 12-17 70.6%

Officials: Randy Richardson,Brian Dorsey,Roger Ayers
 Technical fouls: Michigan St.-None, North Carolina-None.
 Attendance: 3500
 2025-26 Men's Basketball. Round: 0. Michigan St. vs North Carolina. Played at

| Score by periods | 1st | 2nd | Total |
|------------------|-----|-----|-------|
| Michigan St. | 33 | 41 | 74 |
| North Carolina | 28 | 30 | 58 |

Last FG - MSU 2nd-00:04, UNC 2nd-04:15.
 Largest lead - MSU by 16 2nd-00:04, UNC by 7 1st-07:42.
 MSU led for 31:13. UNC led for 08:28. Game was tied for 00:19.

Official Basketball Box Score -- Game Totals -- Final Statistics
Duke vs Michigan St.
12/06/25 12:00 pm at East Lansing, MI

Duke 66 • 10-0,0-0 ACC

| # | Player | Total | | 3-Ptr | | Rebounds | | | PF | TP | A | TO | Blk | Stl | Min |
|----|------------------|--------|--------|--------|-------|----------|-----|----|----|----|----|----|-----|-----|-----|
| | | FG-FGA | FG-FGA | FT-FTA | Off | Def | Tot | | | | | | | | |
| 12 | Cameron Boozer | f | 7-13 | 1-3 | 3-4 | 4 | 11 | 15 | 5 | 18 | 5 | 1 | 1 | 2 | 34 |
| 21 | Patrick Ngongba | c | 1-3 | 0-1 | 4-8 | 0 | 6 | 6 | 3 | 6 | 0 | 1 | 2 | 0 | 26 |
| 01 | Caleb Foster | g | 4-9 | 1-4 | 3-4 | 0 | 4 | 4 | 1 | 12 | 2 | 1 | 1 | 0 | 29 |
| 03 | Isaiah Evans | g | 2-8 | 2-6 | 3-3 | 0 | 3 | 3 | 1 | 9 | 0 | 1 | 0 | 1 | 26 |
| 14 | Nikolas Khamenia | g | 3-7 | 3-6 | 1-2 | 3 | 6 | 9 | 2 | 10 | 0 | 1 | 0 | 1 | 34 |
| 02 | Cayden Boozer | g | 1-6 | 0-3 | 0-0 | 0 | 0 | 0 | 0 | 2 | 2 | 0 | 0 | 0 | 13 |
| 06 | Maliq Brown | g | 1-2 | 0-1 | 0-0 | 0 | 2 | 2 | 4 | 2 | 2 | 3 | 0 | 1 | 14 |
| 07 | Dame Sarr | g | 1-4 | 1-2 | 1-2 | 1 | 1 | 2 | 2 | 4 | 1 | 0 | 0 | 0 | 20 |
| 08 | Darren Harris | g | 1-3 | 1-3 | 0-0 | 0 | 0 | 0 | 0 | 3 | 0 | 0 | 0 | 0 | 4 |
| | Team | | | | | 2 | 1 | 3 | | | | | | | |
| | Totals | | 21-55 | 9-29 | 15-23 | 10 | 34 | 44 | 18 | 66 | 12 | 8 | 4 | 5 | 200 |

FG % 1st Half: 11-30 36.7% 2nd half: 10-25 40.0% Game: 21-55 38.2% Deadball Rebounds 2
 3FG % 1st Half: 6-19 31.6% 2nd half: 3-10 30.0% Game: 9-29 31.0%
 FT % 1st Half: 3-4 75.0% 2nd half: 12-19 63.2% Game: 15-23 65.2%

Michigan St. 60 • 8-1,1-0 Big Ten

| # | Player | Total | | 3-Ptr | | Rebounds | | | PF | TP | A | TO | Blk | Stl | Min |
|----|------------------|--------|--------|--------|-------|----------|-----|----|----|----|----|----|-----|-----|-----|
| | | FG-FGA | FG-FGA | FT-FTA | Off | Def | Tot | | | | | | | | |
| 00 | Jaxon Kohler | f | 5-11 | 4-6 | 0-0 | 2 | 5 | 7 | 2 | 14 | 2 | 1 | 1 | 1 | 31 |
| 55 | Coen Carr | f | 4-13 | 0-3 | 2-5 | 1 | 3 | 4 | 1 | 10 | 0 | 2 | 1 | 1 | 34 |
| 15 | Carson Cooper | c | 7-13 | 0-0 | 2-3 | 5 | 11 | 16 | 1 | 16 | 1 | 0 | 1 | 0 | 32 |
| 01 | Jeremy Fears Jr. | g | 0-10 | 0-2 | 6-6 | 0 | 2 | 2 | 3 | 6 | 13 | 1 | 0 | 2 | 34 |
| 02 | Kur Teng | g | 0-5 | 0-3 | 0-0 | 0 | 1 | 1 | 1 | 0 | 0 | 0 | 0 | 0 | 11 |
| 03 | Cameron Ward | g | 0-4 | 0-0 | 0-0 | 0 | 1 | 1 | 2 | 0 | 0 | 0 | 0 | 0 | 11 |
| 06 | Jordan Scott | g | 2-4 | 2-4 | 0-0 | 3 | 2 | 5 | 1 | 6 | 1 | 0 | 2 | 1 | 25 |
| 09 | Trey Fort | g | 1-2 | 0-1 | 0-0 | 0 | 2 | 2 | 0 | 2 | 0 | 2 | 0 | 0 | 9 |
| 35 | Jesse McCulloch | g | 1-2 | 1-2 | 0-0 | 0 | 1 | 1 | 0 | 3 | 0 | 0 | 0 | 0 | 5 |
| 99 | Divine Ugochukwu | g | 1-2 | 1-1 | 0-0 | 0 | 2 | 2 | 4 | 3 | 1 | 0 | 0 | 0 | 8 |
| | Team | | | | | 2 | 0 | 2 | | | | | | | |
| | Totals | | 21-66 | 8-22 | 10-14 | 13 | 30 | 43 | 15 | 60 | 18 | 5 | 5 | 5 | 200 |

FG % 1st Half: 11-33 33.3% 2nd half: 10-33 30.3% Game: 21-66 31.8% Deadball Rebounds 2
 3FG % 1st Half: 6-13 46.2% 2nd half: 2-9 22.2% Game: 8-22 36.4%
 FT % 1st Half: 6-8 75.0% 2nd half: 4-6 66.7% Game: 10-14 71.4%

Officials: Bert Smith,Keith Kimble,Brian Dorsey
 Technical fouls: Duke-None, Michigan St.-None.
 Attendance: 14797
 2025-26 Men's Basketball. Round: 0. Duke vs Michigan St.. Played at Breslin Ev

| Score by periods | 1st | 2nd | Total |
|------------------|-----|-----|-------|
| Duke | 31 | 35 | 66 |
| Michigan St. | 34 | 26 | 60 |

Last FG - DU 2nd-00:15, MSU 2nd-00:11.
 Largest lead - DU by 6 1st-14:33, MSU by 5 1st-04:30.
 DU led for 19:00, MSU led for 16:56. Game was tied for 04:04.

Official Basketball Box Score -- Game Totals -- Final Statistics
Iowa vs Michigan St.
12/02/25 7:00 pm at East Lansing, MI

Iowa 52 • 7-1,0-1 Big Ten

| # | Player | Total | | 3-Ptr | | Rebounds | | | PF | TP | A | TO | Blk | Stl | Min |
|----|-------------------|--------|--------|--------|-------|----------|-----|----|----|----|----|----|-----|-----|-----|
| | | FG-FGA | FG-FGA | FT-FTA | Off | Def | Tot | | | | | | | | |
| 03 | Cam Manyawu | f | 3-5 | 0-0 | 0-0 | 3 | 3 | 6 | 1 | 6 | 0 | 0 | 0 | 0 | 22 |
| 08 | Cooper Koch | f | 2-6 | 2-5 | 0-1 | 0 | 2 | 2 | 4 | 6 | 2 | 0 | 0 | 2 | 30 |
| 06 | Tavion Banks | g | 1-2 | 0-1 | 1-2 | 1 | 0 | 1 | 3 | 3 | 1 | 2 | 1 | 0 | 19 |
| 11 | Kael Combs | g | 1-4 | 0-1 | 2-2 | 0 | 0 | 0 | 3 | 4 | 2 | 1 | 0 | 2 | 29 |
| 14 | Bennett Stirtz | g | 4-10 | 3-8 | 3-6 | 0 | 2 | 2 | 2 | 14 | 4 | 4 | 0 | 2 | 37 |
| 07 | Alvaro Folgueiras | g | 1-4 | 0-2 | 0-0 | 0 | 1 | 1 | 3 | 2 | 1 | 3 | 0 | 1 | 18 |
| 15 | Brendan Hausen | g | 2-4 | 1-3 | 2-2 | 0 | 0 | 0 | 0 | 7 | 0 | 0 | 0 | 0 | 7 |
| 23 | Isaiah Howard | g | 1-6 | 1-2 | 2-2 | 0 | 1 | 1 | 2 | 5 | 1 | 0 | 0 | 0 | 21 |
| 24 | Tate Sage | g | 1-3 | 0-1 | 1-2 | 0 | 2 | 2 | 3 | 3 | 0 | 0 | 0 | 0 | 12 |
| 27 | Trevin Jirak | g | 0-0 | 0-0 | 0-0 | 0 | 0 | 0 | 0 | 1 | 0 | 1 | 0 | 0 | 4 |
| 44 | Joey Matteoni | g | 1-1 | 0-0 | 0-0 | 0 | 0 | 0 | 0 | 2 | 0 | 0 | 0 | 0 | 1 |
| | Team | | | | | 2 | 1 | 3 | | | | | | | |
| | Totals | | 17-45 | 7-23 | 11-17 | 6 | 12 | 18 | 22 | 52 | 11 | 11 | 1 | 7 | 200 |

FG % 1st Half: 7-21 33.3% 2nd half: 10-24 41.7% Game: 17-45 37.8% Deadball Rebounds 4
 3FG % 1st Half: 3-12 25.0% 2nd half: 4-11 36.4% Game: 7-23 30.4%
 FT % 1st Half: 4-8 50.0% 2nd half: 7-9 77.8% Game: 11-17 64.7%

Michigan St. 71 • 8-0,1-0 Big Ten

| # | Player | Total | | 3-Ptr | | Rebounds | | | PF | TP | A | TO | Blk | Stl | Min |
|----|------------------|--------|--------|--------|-------|----------|-----|----|----|----|----|----|-----|-----|-----|
| | | FG-FGA | FG-FGA | FT-FTA | Off | Def | Tot | | | | | | | | |
| 00 | Jaxon Kohler | f | 5-12 | 0-2 | 2-2 | 4 | 7 | 11 | 2 | 12 | 1 | 1 | 2 | 0 | 30 |
| 55 | Coen Carr | f | 5-8 | 0-1 | 5-5 | 2 | 3 | 5 | 2 | 15 | 1 | 2 | 0 | 0 | 27 |
| 15 | Carson Cooper | c | 1-3 | 0-0 | 1-2 | 1 | 4 | 5 | 2 | 3 | 2 | 5 | 1 | 0 | 20 |
| 01 | Jeremy Fears Jr. | g | 2-6 | 0-2 | 10-10 | 0 | 1 | 1 | 3 | 14 | 6 | 3 | 0 | 1 | 30 |
| 02 | Kur Teng | g | 3-6 | 1-2 | 0-0 | 1 | 2 | 3 | 2 | 7 | 1 | 1 | 0 | 0 | 16 |
| 06 | Jordan Scott | g | 2-3 | 1-2 | 1-2 | 3 | 2 | 5 | 1 | 6 | 1 | 1 | 0 | 2 | 19 |
| 09 | Trey Fort | g | 0-0 | 0-0 | 0-0 | 0 | 0 | 0 | 0 | 1 | 0 | 0 | 0 | 0 | 13 |
| 10 | Denham Wojcik | g | 0-0 | 0-0 | 3-4 | 0 | 0 | 0 | 2 | 3 | 0 | 0 | 0 | 0 | 7 |
| 35 | Jesse McCulloch | g | 0-0 | 0-0 | 0-0 | 0 | 0 | 0 | 0 | 0 | 0 | 0 | 0 | 0 | 2 |
| 20 | Nick Sanders | g | 4-6 | 1-2 | 0-0 | 1 | 1 | 2 | 3 | 9 | 0 | 1 | 0 | 0 | 17 |
| 40 | Brennan Walton | g | 0-0 | 0-0 | 0-0 | 0 | 0 | 0 | 0 | 0 | 0 | 0 | 0 | 0 | 1 |
| 43 | Colin Walton | g | 0-0 | 0-0 | 0-0 | 0 | 0 | 0 | 0 | 0 | 0 | 0 | 0 | 0 | 1 |
| 99 | Divine Ugochukwu | g | 1-2 | 0-1 | 0-0 | 0 | 1 | 1 | 1 | 2 | 1 | 0 | 0 | 1 | 17 |
| | Team | | | | | 1 | 3 | 4 | | | | | | | |
| | Totals | | 23-46 | 3-12 | 22-25 | 13 | 24 | 37 | 19 | 71 | 13 | 14 | 3 | 4 | 200 |

FG % 1st Half: 11-24 45.8% 2nd half: 12-22 54.5% Game: 23-46 50.0% Deadball Rebounds 1
 3FG % 1st Half: 2-6 33.3% 2nd half: 1-6 16.7% Game: 3-12 25.0%
 FT % 1st Half: 11-12 91.7% 2nd half: 11-13 84.6% Game: 22-25 88.0%

Officials: Tim Comer,Jeffrey Anderson,Keith Kimble
 Technical fouls: Iowa-None, Michigan St.-None.
 Attendance: 14797
 2025-26 Men's Basketball. Round: 0. Iowa vs Michigan St.. Played at Breslin Ev

| Score by periods | 1st | 2nd | Total |
|------------------|-----|-----|-------|
| Iowa | 21 | 31 | 52 |
| Michigan St. | 35 | 36 | 71 |

Last FG - IOWA 2nd-00:10, MSU 2nd-03:19.
 Largest lead - IOWA by 5 1st-18:01, MSU by 24 2nd-04:12.
 IOWA led for 04:03, MSU led for 31:43. Game was tied for 04:14.

**Official Basketball Box Score -- Game Totals -- Final Statistics
Toledo vs Michigan St.
12/16/25 6:30 pm at East Lansing, MI**

Toledo 69 • 5-6,0-0 MAC

| # | Player | Total | | 3-Ptr | | Rebounds | | | PF | TP | A | TO | Blk | Stl | Min |
|----|------------------|-------|-------|-------|-------|----------|-----|-----|----|----|----|----|-----|-----|-----|
| | | FG | FGA | FG | FGA | FT | FTA | Off | | | | | | | |
| 07 | Sean Craig | f | 3-11 | 2-4 | 0-0 | 2 | 0 | 2 | 3 | 8 | 2 | 0 | 0 | 0 | 25 |
| 25 | Austin Parks | c | 1-7 | 0-1 | 2-3 | 2 | 7 | 9 | 2 | 4 | 0 | 1 | 0 | 0 | 21 |
| 02 | Leroy Blyden Jr. | g | 4-10 | 2-8 | 0-0 | 0 | 1 | 1 | 4 | 10 | 2 | 1 | 0 | 0 | 31 |
| 03 | Sonny Wilson | g | 10-15 | 3-4 | 6-8 | 0 | 1 | 1 | 0 | 29 | 5 | 0 | 0 | 4 | 35 |
| 04 | Kyler VanderJagt | g | 1-7 | 1-4 | 0-0 | 0 | 2 | 2 | 1 | 3 | 1 | 0 | 0 | 2 | 18 |
| 05 | Mynor Strong | g | 0-1 | 0-0 | 0-0 | 0 | 0 | 0 | 0 | 0 | 1 | 0 | 0 | 1 | 8 |
| 11 | Will James, Jr. | g | 0-1 | 0-0 | 1-2 | 0 | 3 | 3 | 3 | 1 | 0 | 0 | 1 | 0 | 18 |
| 21 | London Praytor | g | 1-3 | 1-2 | 4-4 | 0 | 0 | 0 | 0 | 7 | 1 | 0 | 1 | 0 | 10 |
| 23 | Phoenix Glassnor | g | 1-2 | 0-1 | 0-0 | 0 | 0 | 0 | 2 | 0 | 0 | 0 | 0 | 1 | 9 |
| 32 | Jaylan Ouwinga | g | 2-7 | 1-3 | 0-0 | 1 | 2 | 3 | 2 | 5 | 0 | 1 | 0 | 2 | 25 |
| | Team | | | | | 1 | 2 | 3 | | | | | | | |
| | Totals | | 23-64 | 10-27 | 13-17 | 6 | 18 | 24 | 15 | 69 | 12 | 4 | 2 | 11 | 200 |

FG % 1st Half: 10-34 29.4% 2nd half: 13-30 43.3% Game: 23-64 35.9%
 3FG % 1st Half: 5-16 31.3% 2nd half: 5-11 45.5% Game: 10-27 37.0%
 FT % 1st Half: 3-4 75.0% 2nd half: 10-13 76.9% Game: 13-17 76.5%

Michigan St. 92 • 10-1,2-0 Big Ten

| # | Player | Total | | 3-Ptr | | Rebounds | | | PF | TP | A | TO | Blk | Stl | Min |
|----|------------------|-------|-------|-------|-------|----------|-----|-----|----|----|----|----|-----|-----|-----|
| | | FG | FGA | FG | FGA | FT | FTA | Off | | | | | | | |
| 00 | Jaxon Kohler | f | 7-13 | 2-3 | 0-0 | 6 | 7 | 13 | 3 | 16 | 3 | 1 | 1 | 0 | 22 |
| 55 | Coen Carr | f | 6-11 | 0-1 | 2-2 | 2 | 2 | 4 | 2 | 14 | 0 | 4 | 1 | 0 | 21 |
| 15 | Carson Cooper | c | 2-5 | 0-1 | 4-6 | 0 | 9 | 9 | 1 | 8 | 3 | 3 | 2 | 1 | 24 |
| 01 | Jeremy Fears Jr. | g | 4-11 | 1-5 | 6-7 | 2 | 1 | 3 | 3 | 15 | 8 | 3 | 0 | 0 | 27 |
| 99 | Divine Ugochukwu | g | 1-2 | 0-1 | 0-0 | 0 | 1 | 1 | 0 | 2 | 0 | 0 | 0 | 0 | 17 |
| 02 | Kur Teng | g | 5-9 | 4-5 | 0-0 | 0 | 1 | 1 | 1 | 14 | 1 | 0 | 0 | 0 | 17 |
| 03 | Cameron Ward | g | 2-3 | 0-0 | 1-2 | 1 | 5 | 6 | 0 | 5 | 0 | 1 | 0 | 0 | 17 |
| 06 | Jordan Scott | g | 1-3 | 0-2 | 0-0 | 0 | 2 | 2 | 1 | 2 | 3 | 0 | 0 | 0 | 17 |
| 09 | Trey Fort | g | 1-2 | 0-1 | 1-2 | 1 | 1 | 2 | 1 | 3 | 1 | 0 | 0 | 1 | 7 |
| 10 | Denham Wojcik | g | 0-3 | 0-1 | 0-0 | 1 | 0 | 1 | 2 | 0 | 6 | 1 | 0 | 0 | 13 |
| 20 | Nick Sanders | g | 0-0 | 0-0 | 0-0 | 0 | 0 | 0 | 0 | 0 | 0 | 0 | 0 | 0 | 2 |
| 35 | Jesse McCulloch | g | 3-3 | 1-1 | 0-0 | 3 | 5 | 8 | 3 | 7 | 1 | 2 | 3 | 0 | 14 |
| 40 | Brennan Walton | g | 1-1 | 1-1 | 0-0 | 0 | 1 | 1 | 0 | 3 | 0 | 0 | 0 | 0 | 1 |
| 43 | Colin Walton | g | 1-1 | 1-1 | 0-0 | 0 | 0 | 0 | 0 | 3 | 0 | 0 | 0 | 0 | 1 |
| | Team | | | | | 2 | 1 | 3 | | | | | | | |
| | Totals | | 34-67 | 10-23 | 14-19 | 18 | 36 | 54 | 17 | 92 | 26 | 15 | 7 | 3 | 200 |

FG % 1st Half: 21-39 53.8% 2nd half: 13-28 46.4% Game: 34-67 50.7%
 3FG % 1st Half: 7-15 46.7% 2nd half: 3-8 37.5% Game: 10-23 43.5%
 FT % 1st Half: 9-11 81.8% 2nd half: 5-8 62.5% Game: 14-19 73.7%

Officials: Amy Bonner, Michael Irving, Brian Dorsey
 Technical fouls: Toledo-None, Michigan St.-None.
 Attendance: 14797
 2025-26 Men's Basketball. Round: 0. Michigan St. vs Toledo. Played at Breslin

| Score by periods | 1st | 2nd | Total |
|------------------|-----|-----|-------|
| Toledo | 28 | 41 | 69 |
| Michigan St. | 58 | 34 | 92 |

| | Points | In Paint | Off T/O | 2nd Chance | Fast Break | Bench |
|--------------|--------|----------|---------|------------|------------|-------|
| Toledo | 16 | 11 | 5 | 16 | 15 | 15 |
| Michigan St. | 40 | 11 | 17 | 36 | 37 | 37 |

Last FG - UT 2nd-00:23, MSU 2nd-00:35.
 Largest lead - UT None, MSU by 33 2nd-10:26.
 UT led for 00:00. MSU led for 39:38. Game was tied for 00:22.

**Official Basketball Box Score -- Game Totals -- Final Statistics
Oakland vs Michigan St.
12/20/25 12:00 pm at Detroit, MI**

Oakland 70 • 6-7,2-0 Horizon

| # | Player | Total | | 3-Ptr | | Rebounds | | | PF | TP | A | TO | Blk | Stl | Min |
|----|--------------------|-------|-------|-------|-------|----------|-----|-----|----|----|----|----|-----|-----|-----|
| | | FG | FGA | FG | FGA | FT | FTA | Off | | | | | | | |
| 06 | Michael Houge | f | 5-10 | 1-3 | 2-2 | 0 | 2 | 2 | 5 | 13 | 1 | 3 | 0 | 2 | 36 |
| 12 | Tuburu Naivalurua | f | 6-11 | 2-2 | 4-4 | 3 | 2 | 5 | 4 | 18 | 0 | 1 | 1 | 1 | 31 |
| 32 | Isaac Garrett | f | 2-6 | 0-1 | 2-2 | 0 | 6 | 6 | 4 | 6 | 3 | 3 | 1 | 5 | 33 |
| 05 | Ziare Wells | g | 6-10 | 3-3 | 2-2 | 0 | 2 | 2 | 2 | 17 | 2 | 3 | 0 | 0 | 32 |
| 55 | Brody Robinson | g | 4-10 | 3-6 | 2-3 | 0 | 1 | 1 | 2 | 13 | 8 | 2 | 0 | 0 | 40 |
| 10 | Brett White | g | 1-7 | 1-6 | 0-0 | 0 | 2 | 2 | 3 | 3 | 1 | 0 | 1 | 0 | 20 |
| 11 | Nate Deer | g | 0-0 | 0-0 | 0-0 | 0 | 0 | 0 | 0 | 0 | 0 | 0 | 0 | 0 | 0+ |
| 13 | Warren Marshall IV | g | 0-0 | 0-0 | 0-0 | 0 | 1 | 1 | 0 | 0 | 0 | 0 | 0 | 0 | 4 |
| 21 | Khoi Thurmon | g | 0-2 | 0-1 | 0-0 | 0 | 0 | 0 | 1 | 0 | 0 | 0 | 0 | 0 | 4 |
| | Team | | | | | 3 | 4 | 7 | | | | | | | |
| | Totals | | 24-56 | 10-22 | 12-13 | 6 | 20 | 26 | 21 | 70 | 15 | 12 | 3 | 8 | 200 |

FG % 1st Half: 13-32 40.6% 2nd half: 11-24 45.8% Game: 24-56 42.9%
 3FG % 1st Half: 6-14 42.9% 2nd half: 4-8 50.0% Game: 10-22 45.5%
 FT % 1st Half: 4-4 100.0 2nd half: 8-9 88.9% Game: 12-13 92.3%

Michigan St. 79 • 11-1,2-0 Big Ten

| # | Player | Total | | 3-Ptr | | Rebounds | | | PF | TP | A | TO | Blk | Stl | Min |
|----|------------------|-------|-------|-------|-------|----------|-----|-----|----|----|----|----|-----|-----|-----|
| | | FG | FGA | FG | FGA | FT | FTA | Off | | | | | | | |
| 00 | Jaxon Kohler | f | 5-9 | 1-3 | 2-2 | 5 | 8 | 13 | 1 | 13 | 1 | 1 | 2 | 1 | 31 |
| 55 | Coen Carr | f | 8-13 | 1-4 | 5-7 | 2 | 5 | 7 | 1 | 22 | 2 | 2 | 2 | 0 | 27 |
| 15 | Carson Cooper | c | 5-7 | 0-0 | 5-5 | 2 | 3 | 5 | 2 | 15 | 2 | 1 | 3 | 0 | 23 |
| 01 | Jeremy Fears Jr. | g | 1-6 | 0-2 | 0-1 | 0 | 2 | 2 | 1 | 2 | 5 | 2 | 0 | 2 | 30 |
| 99 | Divine Ugochukwu | g | 0-1 | 0-1 | 0-0 | 0 | 1 | 1 | 4 | 0 | 0 | 0 | 0 | 0 | 12 |
| 02 | Kur Teng | g | 4-11 | 2-6 | 0-0 | 2 | 0 | 2 | 2 | 10 | 5 | 1 | 0 | 0 | 20 |
| 03 | Cameron Ward | g | 0-1 | 0-0 | 0-2 | 1 | 1 | 2 | 0 | 0 | 0 | 0 | 1 | 0 | 7 |
| 06 | Jordan Scott | g | 2-4 | 1-3 | 1-2 | 2 | 2 | 4 | 3 | 6 | 0 | 1 | 1 | 1 | 18 |
| 09 | Trey Fort | g | 1-4 | 1-3 | 0-0 | 0 | 2 | 2 | 0 | 3 | 2 | 0 | 0 | 0 | 10 |
| 10 | Denham Wojcik | g | 0-0 | 0-0 | 0-0 | 0 | 1 | 1 | 2 | 0 | 2 | 0 | 0 | 0 | 7 |
| 35 | Jesse McCulloch | g | 2-5 | 0-0 | 4-4 | 1 | 0 | 1 | 0 | 8 | 0 | 3 | 2 | 0 | 15 |
| | Team | | | | | 0 | 2 | 2 | | | | | | | |
| | Totals | | 28-61 | 6-22 | 17-23 | 15 | 27 | 42 | 16 | 79 | 19 | 11 | 11 | 4 | 200 |

FG % 1st Half: 15-35 42.9% 2nd half: 13-26 50.0% Game: 28-61 45.9%
 3FG % 1st Half: 4-13 30.8% 2nd half: 2-9 22.2% Game: 6-22 27.3%
 FT % 1st Half: 5-6 83.3% 2nd half: 12-17 70.6% Game: 17-23 73.9%

Officials: Steve McJunkins, Randy Richardson, Paul Szelc
 Technical fouls: Oakland-None, Michigan St.-None.
 Attendance: 15789
 2025-26 Men's Basketball. Round: 0. Michigan St. vs Oakland. Played at Little

| Score by periods | 1st | 2nd | Total |
|------------------|-----|-----|-------|
| Oakland | 36 | 34 | 70 |
| Michigan St. | 39 | 40 | 79 |

| | Points | In Paint | Off T/O | 2nd Chance | Fast Break | Bench |
|--------------|--------|----------|---------|------------|------------|-------|
| Oakland | 26 | 11 | 5 | 8 | 3 | 3 |
| Michigan St. | 42 | 22 | 16 | 12 | 27 | 27 |

Last FG - OAK 2nd-01:05, MSU 2nd-00:35.
 Largest lead - OAK by 7 1st-13:33, MSU by 12 2nd-15:16.
 OAK led for 09:27. MSU led for 26:22. Game was tied for 04:11.

**Official Basketball Box Score -- Game Totals -- Final Statistics
Cornell vs Michigan St.
12/29/25 7:00 pm at East Lansing, MI**

Cornell 97 • 6-6,0-0 Ivy Leag

| # | Player | Total | | 3-Ptr | | Rebounds | | | PF | TP | A | TO | Blk | Stl | Min |
|----|--------------------|-------|------|-------|-----|----------|-----|-----|----|----|---|----|-----|-----|-----|
| | | FG | FGA | FG | FGA | FT | FTA | Off | | | | | | | |
| 21 | Kaspar Sepp | f | 1-1 | 0-0 | 1-2 | 0 | 1 | 1 | 5 | 3 | 1 | 3 | 0 | 1 | 9 |
| 05 | Jacob Beccles | g | 3-6 | 1-3 | 0-0 | 0 | 2 | 2 | 4 | 7 | 2 | 1 | 0 | 1 | 16 |
| 08 | Adam Hinton | g | 5-12 | 2-8 | 3-4 | 1 | 0 | 1 | 1 | 15 | 1 | 1 | 0 | 1 | 21 |
| 22 | Jake Fieger | g | 6-16 | 1-8 | 2-2 | 2 | 5 | 7 | 2 | 15 | 1 | 2 | 0 | 1 | 22 |
| 02 | Cooper Noard | g | 5-12 | 3-9 | 6-7 | 1 | 3 | 4 | 2 | 19 | 1 | 0 | 0 | 1 | 24 |
| 00 | DaMaryon Fishburn | g | 0-1 | 0-0 | 0-0 | 1 | 1 | 2 | 3 | 0 | 5 | 0 | 0 | 0 | 14 |
| 02 | Ian Imegwu | g | 2-2 | 1-1 | 1-1 | 0 | 0 | 0 | 0 | 6 | 0 | 0 | 0 | 0 | 3 |
| 03 | Jax Abalos | g | 2-3 | 2-3 | 0-0 | 0 | 0 | 0 | 1 | 6 | 0 | 0 | 0 | 0 | 9 |
| 04 | Gioacchino Panzini | g | 0-0 | 0-0 | 1-2 | 0 | 2 | 2 | 5 | 1 | 0 | 1 | 0 | 1 | 10 |
| 07 | Anthony Ntirani | g | 0-0 | 0-0 | 0-0 | 2 | 1 | 3 | 3 | 0 | 2 | 0 | 0 | 0 | 9 |
| 10 | Mateen Rafiq | g | 4-6 | 3-5 | 0-0 | 0 | 1 | 1 | 2 | 11 | 1 | 0 | 0 | 0 | 9 |
| 14 | Corbin Zentner | g | 1-4 | 1-4 | 0-0 | 0 | 2 | 2 | 1 | 3 | 1 | 0 | 0 | 0 | 15 |
| 23 | DJ Nix | g | 0-2 | 0-2 | 1-2 | 0 | 2 | 2 | 1 | 1 | 1 | 0 | 1 | 0 | 16 |
| 24 | Josh Baldwin | g | 3-4 | 1-1 | 3-3 | 2 | 2 | 2 | 4 | 10 | 2 | 3 | 0 | 1 | 18 |
| 55 | AJ LaBeau | g | 0-1 | 0-0 | 0-0 | 0 | 0 | 0 | 1 | 0 | 1 | 0 | | | |

Official Basketball Box Score -- Game Totals -- Final Statistics
Southern California vs Michigan St.
01/05/26 8:30 pm at East Lansing, MI

Southern California 51 • 12-3,1-3 Big Ten

| # | Player | Total | | 3-Ptr | | Rebounds | | PF | TP | A | TO | Blk | Stl | Min | |
|----|----------------------|-------|-------|-------|-------|----------|-----|----|----|----|----|-----|-----|-----|-----|
| | | FG | FGA | FG | FGA | FT | FTA | | | | | | | | Off |
| 02 | Ezra Ausar | f | 5-11 | 0-0 | 6-8 | 3 | 4 | 7 | 3 | 16 | 1 | 7 | 2 | 1 | 30 |
| 05 | Terrance Williams II | f | 1-5 | 0-1 | 0-0 | 2 | 2 | 4 | 0 | 2 | 0 | 0 | 0 | 1 | 19 |
| 06 | Jacob Cofie | f | 3-9 | 1-4 | 0-0 | 1 | 4 | 5 | 3 | 7 | 2 | 2 | 0 | 2 | 33 |
| 08 | Jerry Easter II | g | 4-9 | 0-2 | 4-6 | 0 | 0 | 0 | 2 | 12 | 1 | 1 | 0 | 2 | 31 |
| 09 | Ryan Cornish | g | 1-3 | 1-2 | 2-0 | 0 | 3 | 3 | 5 | 1 | 0 | 0 | 0 | 0 | 21 |
| 04 | Chad Baker-Mazara | g | 2-6 | 0-1 | 0-0 | 0 | 1 | 1 | 2 | 4 | 2 | 3 | 1 | 0 | 17 |
| 07 | Jordan Marsh | g | 0-0 | 0-0 | 0-0 | 0 | 1 | 1 | 1 | 0 | 0 | 1 | 0 | 0 | 5 |
| 13 | Kam Woods | g | 0-3 | 0-2 | 0-0 | 1 | 2 | 3 | 1 | 0 | 3 | 2 | 0 | 0 | 21 |
| 33 | Jaden Brownell | g | 1-8 | 1-5 | 0-0 | 0 | 2 | 2 | 2 | 3 | 0 | 1 | 0 | 0 | 11 |
| 45 | Gabe Dynes | g | 1-1 | 0-0 | 0-0 | 1 | 2 | 3 | 0 | 2 | 0 | 0 | 0 | 0 | 12 |
| | Team | | | | | 0 | 1 | 1 | | | | | | | |
| | Totals | | 18-55 | 3-17 | 12-16 | 8 | 22 | 30 | 17 | 51 | 10 | 17 | 3 | 6 | 200 |

FG % 1st Half: 6-28 21.4% 2nd half: 12-27 44.4% Game: 18-55 32.7%
 3FG % 1st Half: 1-7 14.3% 2nd half: 2-10 20.0% Game: 3-17 17.6%
 FT % 1st Half: 4-6 66.7% 2nd half: 8-10 80.0% Game: 12-16 75.0%

Michigan St. 80 • 13-2,3-1 Big Ten

| # | Player | Total | | 3-Ptr | | Rebounds | | PF | TP | A | TO | Blk | Stl | Min | |
|----|------------------|-------|-------|-------|-------|----------|-----|----|----|----|----|-----|-----|-----|-----|
| | | FG | FGA | FG | FGA | FT | FTA | | | | | | | | Off |
| 00 | Jaxon Kohler | f | 6-6 | 3-3 | 1-1 | 1 | 7 | 8 | 4 | 16 | 1 | 2 | 1 | 1 | 24 |
| 55 | Coen Carr | f | 6-14 | 1-5 | 5-8 | 4 | 2 | 6 | 2 | 18 | 1 | 1 | 1 | 1 | 24 |
| 15 | Carson Cooper | c | 1-1 | 0-0 | 3-4 | 0 | 4 | 4 | 2 | 5 | 2 | 0 | 2 | 1 | 27 |
| 01 | Jeremy Fears Jr. | g | 6-13 | 0-3 | 3-3 | 0 | 3 | 3 | 1 | 15 | 7 | 3 | 0 | 0 | 28 |
| 09 | Divine Ugochukwu | g | 2-6 | 1-3 | 0-0 | 1 | 1 | 2 | 1 | 5 | 1 | 1 | 0 | 1 | 17 |
| 02 | Kur Teng | g | 4-8 | 0-2 | 0-0 | 0 | 5 | 5 | 0 | 8 | 0 | 0 | 0 | 1 | 19 |
| 03 | Cameron Ward | g | 1-1 | 0-0 | 1-2 | 3 | 3 | 6 | 1 | 3 | 0 | 0 | 0 | 1 | 13 |
| 06 | Jordan Scott | g | 3-5 | 2-4 | 0-0 | 1 | 2 | 3 | 2 | 8 | 1 | 2 | 1 | 1 | 19 |
| 09 | Trey Fort | g | 0-2 | 0-1 | 0-0 | 0 | 0 | 0 | 1 | 0 | 1 | 0 | 0 | 0 | 7 |
| 10 | Denham Wojcik | g | 1-1 | 0-0 | 0-0 | 0 | 0 | 0 | 0 | 2 | 2 | 1 | 0 | 2 | 7 |
| 20 | Nick Sanders | g | 0-0 | 0-0 | 0-0 | 0 | 0 | 0 | 0 | 0 | 0 | 0 | 0 | 0 | 1 |
| 35 | Jesse McCulloch | g | 0-3 | 0-1 | 0-0 | 0 | 1 | 1 | 0 | 0 | 0 | 0 | 1 | 0 | 11 |
| 40 | Brennan Walton | g | 0-0 | 0-0 | 0-0 | 0 | 0 | 0 | 0 | 0 | 0 | 0 | 0 | 0 | 1 |
| 43 | Colin Walton | g | 0-0 | 0-0 | 0-0 | 0 | 0 | 0 | 0 | 0 | 0 | 0 | 0 | 0 | 1 |
| | Team | | | | | 0 | 1 | 1 | | | | | | | |
| | Totals | | 30-60 | 7-22 | 13-18 | 10 | 29 | 39 | 14 | 80 | 15 | 12 | 6 | 9 | 200 |

FG % 1st Half: 14-32 43.8% 2nd half: 16-28 57.1% Game: 30-60 50.0%
 3FG % 1st Half: 3-11 27.3% 2nd half: 4-11 36.4% Game: 7-22 31.8%
 FT % 1st Half: 2-2 100.0 2nd half: 11-16 68.8% Game: 13-18 72.2%

Officials: Bert Smith,James Breeding,Jeffrey Anderson
 Technical fouls: Southern California-None. Michigan St.-None.
 Attendance: 14797
 2025-26 Men's Basketball. Round: 0. Michigan St. vs Southern California. Playe

| Score by periods | 1st | 2nd | Total |
|---------------------|-----|-----|-------|
| Southern California | 17 | 34 | 51 |
| Michigan St. | 33 | 47 | 80 |

Last FG - USC 2nd-02:39, MSU 2nd-00:45.
 Largest lead - USC by 5 1st-17:16, MSU by 29 2nd-00:45.
 USC led for 05:15. MSU led for 34:34. Game was tied for 00:11.

| Points | In | Off | 2nd | Fast | Bench |
|--------|-----|--------|-------|------|-------|
| Paint | T/O | Chance | Break | | |
| USC | 26 | 6 | 5 | 5 | 9 |
| MSU | 30 | 16 | 6 | 25 | 21 |

Score tied - 0 times.
 Lead changed - 1 time.

Official Basketball Box Score -- Game Totals -- Final Statistics
Indiana vs Michigan St.
01/13/26 7:00 pm at East Lansing, MI

Indiana 60 • 12-5,3-3 Big Ten

| # | Player | Total | | 3-Ptr | | Rebounds | | PF | TP | A | TO | Blk | Stl | Min | |
|----|-----------------|-------|-------|-------|------|----------|-----|----|----|----|----|-----|-----|-----|-----|
| | | FG | FGA | FG | FGA | FT | FTA | | | | | | | | Off |
| 04 | Sam Alexis | f | 3-5 | 0-1 | 0-0 | 0 | 0 | 0 | 2 | 6 | 1 | 0 | 1 | 0 | 17 |
| 15 | Tucker DeVries | f | 3-10 | 1-7 | 2-2 | 0 | 3 | 3 | 4 | 9 | 3 | 0 | 0 | 1 | 33 |
| 03 | Lamar Wilkerson | g | 6-14 | 5-11 | 2-2 | 0 | 0 | 0 | 1 | 19 | 1 | 2 | 0 | 2 | 37 |
| 05 | Conor Enright | g | 2-3 | 2-3 | 0-0 | 0 | 0 | 0 | 5 | 6 | 1 | 2 | 0 | 1 | 16 |
| 06 | Tayton Conerway | g | 2-5 | 0-2 | 1-2 | 0 | 3 | 3 | 2 | 5 | 9 | 2 | 0 | 2 | 36 |
| 01 | Reed Bailey | g | 1-3 | 0-0 | 3-4 | 3 | 4 | 7 | 5 | 5 | 1 | 4 | 1 | 0 | 18 |
| 07 | Nick Dorn | g | 2-6 | 2-6 | 0-0 | 0 | 2 | 2 | 0 | 6 | 1 | 1 | 0 | 1 | 28 |
| 11 | Trent Sisley | g | 2-3 | 0-1 | 0-1 | 0 | 2 | 2 | 2 | 4 | 0 | 1 | 0 | 1 | 15 |
| | Team | | | | | 2 | 1 | 3 | | | | | | | |
| | Totals | | 21-49 | 10-31 | 8-11 | 5 | 14 | 19 | 21 | 60 | 17 | 14 | 2 | 8 | 200 |

FG % 1st Half: 10-23 43.5% 2nd half: 11-26 42.3% Game: 21-49 42.9%
 3FG % 1st Half: 5-14 35.7% 2nd half: 5-17 29.4% Game: 10-31 32.3%
 FT % 1st Half: 7-7 100.0 2nd half: 1-4 25.0% Game: 8-11 72.7%

Michigan St. 81 • 15-2,5-1 Big Ten

| # | Player | Total | | 3-Ptr | | Rebounds | | PF | TP | A | TO | Blk | Stl | Min | |
|----|------------------|-------|-------|-------|-------|----------|-----|----|----|----|----|-----|-----|-----|-----|
| | | FG | FGA | FG | FGA | FT | FTA | | | | | | | | Off |
| 00 | Jaxon Kohler | f | 5-9 | 1-4 | 5-6 | 5 | 5 | 10 | 0 | 16 | 0 | 0 | 0 | 2 | 28 |
| 55 | Coen Carr | f | 2-4 | 0-1 | 2-2 | 0 | 3 | 3 | 1 | 6 | 0 | 1 | 0 | 0 | 30 |
| 15 | Carson Cooper | c | 1-2 | 0-0 | 5-6 | 3 | 4 | 7 | 4 | 7 | 3 | 2 | 1 | 1 | 22 |
| 01 | Jeremy Fears Jr. | g | 8-14 | 1-6 | 6-8 | 2 | 2 | 4 | 2 | 23 | 10 | 3 | 0 | 2 | 33 |
| 09 | Divine Ugochukwu | g | 1-4 | 0-3 | 0-0 | 0 | 1 | 1 | 3 | 2 | 1 | 1 | 0 | 0 | 23 |
| 02 | Kur Teng | g | 4-10 | 3-7 | 0-0 | 0 | 0 | 0 | 3 | 11 | 1 | 3 | 1 | 0 | 16 |
| 03 | Cameron Ward | g | 2-3 | 0-0 | 1-2 | 0 | 3 | 3 | 1 | 5 | 0 | 2 | 0 | 1 | 14 |
| 06 | Jordan Scott | g | 4-6 | 3-4 | 0-0 | 0 | 3 | 3 | 0 | 11 | 2 | 1 | 0 | 2 | 22 |
| 09 | Trey Fort | g | 0-1 | 0-1 | 0-0 | 0 | 1 | 1 | 1 | 0 | 0 | 0 | 0 | 0 | 2 |
| 10 | Denham Wojcik | g | 0-0 | 0-0 | 0-0 | 0 | 0 | 0 | 0 | 0 | 0 | 0 | 0 | 0 | 5 |
| 20 | Nick Sanders | g | 0-0 | 0-0 | 0-0 | 0 | 0 | 0 | 0 | 0 | 0 | 0 | 0 | 0 | 1 |
| 35 | Jesse McCulloch | g | 0-0 | 0-0 | 0-0 | 0 | 0 | 0 | 1 | 0 | 0 | 0 | 0 | 0 | 2 |
| 40 | Brennan Walton | g | 0-0 | 0-0 | 0-0 | 0 | 1 | 1 | 1 | 0 | 0 | 0 | 0 | 0 | 1 |
| 43 | Colin Walton | g | 0-0 | 0-0 | 0-0 | 0 | 0 | 0 | 0 | 0 | 0 | 0 | 0 | 0 | 1 |
| | Team | | | | | 3 | 1 | 4 | | | | | | | |
| | Totals | | 27-53 | 8-26 | 19-24 | 13 | 24 | 37 | 17 | 81 | 17 | 15 | 2 | 8 | 200 |

FG % 1st Half: 12-27 44.4% 2nd half: 15-26 57.7% Game: 27-53 50.9%
 3FG % 1st Half: 6-19 31.6% 2nd half: 2-7 28.6% Game: 8-26 30.8%
 FT % 1st Half: 9-12 75.0% 2nd half: 10-12 83.3% Game: 19-24 79.2%

Officials: Owen Shortt,Paul Szecel,D.J. Carstensen
 Technical fouls: Indiana-None. Michigan St.-None.
 Attendance: 14797
 2025-26 Men's Basketball. Round: 0. Indiana vs Michigan St.. Played at Breslin

| Score by periods | 1st | 2nd | Total |
|------------------|-----|-----|-------|
| Indiana | 32 | 28 | 60 |
| Michigan St. | 39 | 42 | 81 |

| Points | In | Off | 2nd | Fast | Bench |
|--------|-----|--------|-------|------|-------|
| Paint | T/O | Chance | Break | | |
| IND | 22 | 23 | 5 | 12 | 15 |
| MSU | 32 | 31 | 9 | 25 | 27 |

Last FG - IND 2nd-00:55, MSU 2nd-02:35.
 Largest lead - IND by 7 1st-11:18, MSU by 26 2nd-02:35.
 IND led for 10:54. MSU led for 26:46. Game was tied for 02:20.

Score tied - 4 times.
 Lead changed - 6 times.

Official Basketball Box Score -- Game Totals -- Final Statistics
Northwestern vs Michigan St.
01/08/26 6:30 pm at East Lansing, MI

Northwestern 66 • 8-7,0-4 Big Ten

| # | Player | Total | | 3-Ptr | | Rebounds | | PF | TP | A | TO | Blk | Stl | Min | |
|----|------------------|-------|-------|-------|-------|----------|-----|----|----|----|----|-----|-----|-----|-----|
| | | FG | FGA | FG | FGA | FT | FTA | | | | | | | | Off |
| 02 | Nick Martinelli | f | 8-11 | 2-3 | 10-10 | 1 | 4 | 5 | 3 | 28 | 0 | 1 | 0 | 1 | 39 |
| 08 | Tre Singleton | f | 1-4 | 0-2 | 1-2 | 3 | 3 | 6 | 4 | 3 | 1 | 1 | 0 | 1 | 18 |
| 04 | Jayden Reid | g | 3-14 | 0-2 | 2-2 | 1 | 1 | 2 | 2 | 8 | 8 | 0 | 0 | 4 | 30 |
| 11 | Jordan Clayton | g | 0-4 | 0-4 | 1-2 | 0 | 1 | 1 | 1 | 1 | 0 | 0 | 0 | 0 | 20 |
| 20 | Justin Mullins | g | 2-6 | 0-3 | 0-0 | 1 | 1 | 2 | 3 | 4 | 1 | 1 | 0 | 0 | 20 |
| 01 | Tyler Kropp | g | 3-3 | 1-1 | 2-2 | 1 | 0 | 1 | 3 | 9 | 0 | 0 | 0 | 0 | 10 |
| 03 | Jake West | g | 0-1 | 0-1 | 0-0 | 0 | 0 | 0 | 1 | 0 | 3 | 1 | 0 | 0 | 10 |
| 10 | Max Green | g | 2-8 | 2-7 | 0-0 | 0 | 1 | 1 | 2 | 6 | 1 | 1 | 0 | 2 | 24 |
| 22 | Arrinton Page | g | 1-2 | 0-0 | 0-2 | 0 | 1 | 1 | 4 | 2 | 0 | 1 | 0 | 1 | 12 |
| 44 | Angelo Ciaravino | g | 2-5 | 1-3 | 0-0 | 0 | 3 | 3 | 1 | 5 | 0 | 0 | 2 | 0 | 17 |
| | Team | | | | | 1 | 2 | 3 | | | | | | | |
| | Totals | | 22-58 | 6-26 | 16-20 | 8 | 17 | 25 | 24 | 66 | 14 | 6 | 2 | 9 | 200 |

FG % 1st Half: 14-30 46.7% 2nd half: 8-28 28.6% Game: 22-58 37.9%

Official Basketball Box Score -- Game Totals -- Final Statistics
Michigan St. vs Oregon
01/20/26 6:00 pm at Eugene, OR

Michigan St. 68 • 17-2,7-1 Big Ten

| # | Player | Total | | | 3-Ptr | | | Rebounds | | | PF | TP | A | TO | Blk | Stl | Min |
|----|------------------|--------|--------|--------|-------|-----|-----|----------|-----|-----|----|----|---|----|-----|-----|-----|
| | | FG-FGA | FG-FGA | FT-FTA | Off | Def | Tot | Off | Def | Tot | | | | | | | |
| 00 | Jaxon Kohler | f | 1-3 | 0-2 | 0-0 | 2 | 3 | 5 | 2 | 2 | 2 | 1 | 0 | 0 | 0 | 20 | |
| 55 | Coen Carr | f | 6-9 | 3-5 | 0-0 | 1 | 7 | 8 | 0 | 15 | 3 | 0 | 2 | 0 | 0 | 28 | |
| 15 | Carson Cooper | c | 8-10 | 0-0 | 3-4 | 2 | 5 | 7 | 2 | 19 | 1 | 2 | 4 | 1 | 0 | 33 | |
| 01 | Jeremy Fears Jr. | g | 5-12 | 2-6 | 2-2 | 0 | 0 | 0 | 1 | 14 | 5 | 0 | 1 | 2 | 0 | 32 | |
| 09 | Divine Ugochukwu | g | 3-5 | 1-3 | 0-0 | 0 | 4 | 4 | 0 | 7 | 4 | 2 | 0 | 0 | 0 | 27 | |
| 02 | Kur Teng | g | 0-0 | 0-0 | 0-0 | 0 | 0 | 0 | 2 | 0 | 0 | 1 | 0 | 0 | 0 | 8 | |
| 03 | Cameron Ward | g | 1-2 | 0-0 | 0-0 | 0 | 4 | 4 | 0 | 2 | 0 | 1 | 0 | 0 | 0 | 17 | |
| 06 | Jordan Scott | g | 0-2 | 0-1 | 0-0 | 0 | 0 | 0 | 2 | 0 | 0 | 0 | 0 | 0 | 0 | 9 | |
| 09 | Trey Fort | g | 4-5 | 1-2 | 0-0 | 0 | 0 | 0 | 1 | 9 | 0 | 1 | 0 | 0 | 0 | 14 | |
| 10 | Denham Wojcik | g | 0-0 | 0-0 | 0-0 | 0 | 0 | 0 | 0 | 0 | 0 | 1 | 0 | 0 | 0 | 3 | |
| 20 | Nick Sanders | g | 0-0 | 0-0 | 0-0 | 0 | 0 | 0 | 0 | 0 | 0 | 0 | 0 | 0 | 0 | 1 | |
| 35 | Jesse McCulloch | g | 0-1 | 0-1 | 0-0 | 1 | 0 | 1 | 0 | 0 | 1 | 0 | 0 | 0 | 0 | 6 | |
| 40 | Brennan Walton | g | 0-0 | 0-0 | 0-0 | 0 | 0 | 0 | 0 | 0 | 0 | 0 | 0 | 0 | 0 | 1 | |
| 43 | Colin Walton | g | 0-0 | 0-0 | 0-0 | 0 | 0 | 0 | 0 | 0 | 0 | 0 | 0 | 0 | 0 | 1 | |
| | Team | | | | | 0 | 2 | 2 | | | | 3 | | | | | |
| | Totals | | 28-49 | 7-20 | 5-9 | 6 | 25 | 31 | 10 | 68 | 16 | 12 | 7 | 3 | 200 | | |

FG % 1st Half: 11-24 45.8% 2nd half: 17-25 68.0% Game: 28-49 57.1%
 3FG % 1st Half: 3-12 25.0% 2nd half: 4-8 50.0% Game: 7-20 35.0%
 FT % 1st Half: 3-6 50.0% 2nd half: 2-3 66.7% Game: 5-9 55.6%

Oregon 52 • 8-11,1-7 Big Ten

| # | Player | Total | | | 3-Ptr | | | Rebounds | | | PF | TP | A | TO | Blk | Stl | Min |
|----|---------------------|--------|--------|--------|-------|-----|-----|----------|-----|-----|----|----|---|----|-----|-----|-----|
| | | FG-FGA | FG-FGA | FT-FTA | Off | Def | Tot | Off | Def | Tot | | | | | | | |
| 10 | Kwame Evans Jr. | f | 3-13 | 0-3 | 0-2 | 1 | 3 | 4 | 2 | 6 | 1 | 2 | 2 | 1 | 0 | 26 | |
| 13 | Sean Stewart | f | 2-5 | 0-0 | 1-2 | 1 | 1 | 2 | 3 | 5 | 2 | 1 | 1 | 2 | 0 | 27 | |
| 22 | Devon Pryor | g | 1-3 | 0-2 | 0-0 | 0 | 0 | 0 | 0 | 2 | 1 | 0 | 0 | 0 | 0 | 14 | |
| 05 | Takai Simpkins | g | 5-10 | 2-4 | 3-5 | 2 | 5 | 7 | 1 | 15 | 0 | 2 | 1 | 1 | 0 | 33 | |
| 23 | Wei Lin | g | 2-5 | 2-5 | 1-2 | 0 | 0 | 0 | 1 | 7 | 1 | 3 | 0 | 1 | 0 | 23 | |
| 04 | Dezdrick Lindsay | g | 2-6 | 1-2 | 0-0 | 1 | 1 | 2 | 2 | 5 | 4 | 0 | 0 | 0 | 0 | 24 | |
| 06 | Oleksandr Kobzystyi | g | 1-1 | 1-1 | 0-0 | 0 | 0 | 0 | 1 | 3 | 0 | 0 | 0 | 0 | 0 | 12 | |
| 07 | Luke Johnson | g | 1-2 | 0-1 | 0-0 | 0 | 1 | 1 | 0 | 2 | 0 | 0 | 0 | 0 | 0 | 10 | |
| 12 | Drew Carter | g | 1-3 | 1-2 | 0-0 | 0 | 2 | 2 | 1 | 3 | 1 | 2 | 0 | 0 | 0 | 20 | |
| 16 | Ege Demir | g | 2-3 | 0-0 | 0-0 | 1 | 2 | 3 | 0 | 4 | 0 | 0 | 0 | 0 | 1 | 11 | |
| | Team | | | | | 1 | 2 | 3 | | | | | | | | | |
| | Totals | | 20-51 | 7-20 | 5-11 | 7 | 17 | 24 | 11 | 52 | 10 | 10 | 4 | 6 | 200 | | |

FG % 1st Half: 10-28 35.7% 2nd half: 10-23 43.5% Game: 20-51 39.2%
 3FG % 1st Half: 4-9 44.4% 2nd half: 3-11 27.3% Game: 7-20 35.0%
 FT % 1st Half: 2-4 50.0% 2nd half: 3-7 42.9% Game: 5-11 45.5%

Officials: Jeb Hartness,Andy O'Brien,Kelly Pfeifer
 Technical fouls: Michigan St.-None, Oregon-None.
 Attendance: 6634
 2025-26 Men's Basketball. Round: 0. Michigan St. vs Oregon. Played at Matthew

| Score by periods | 1st | 2nd | Total |
|------------------|-----|-----|-------|
| Michigan St. | 28 | 40 | 68 |
| Oregon | 26 | 26 | 52 |

Last FG - MSU 2nd-01:25, OREGON 2nd-00:24.
 Largest lead - MSU by 18 2nd-01:25, OREGON by 3 2nd-14:01.
 MSU led for 31:46, OREGON led for 06:34, Game was tied for 01:40.

Score tied - 3 times.
 Lead changed - 7 times.

Official Basketball Box Score -- Game Totals -- Final Statistics
Michigan St. vs Rutgers
01/27/26 6:30 pm at Piscataway, NJ

Michigan St. 88 • 19-2,9-1 Big Ten

| # | Player | Total | | | 3-Ptr | | | Rebounds | | | PF | TP | A | TO | Blk | Stl | Min |
|----|------------------|--------|--------|--------|-------|-----|-----|----------|-----|-----|----|----|---|----|-----|-----|-----|
| | | FG-FGA | FG-FGA | FT-FTA | Off | Def | Tot | Off | Def | Tot | | | | | | | |
| 00 | Jaxon Kohler | f | 4-10 | 1-6 | 3-3 | 1 | 3 | 4 | 2 | 13 | 0 | 3 | 0 | 0 | 0 | 30 | |
| 55 | Coen Carr | f | 5-7 | 2-3 | 1-2 | 1 | 7 | 8 | 3 | 12 | 1 | 0 | 1 | 0 | 0 | 35 | |
| 15 | Carson Cooper | c | 5-10 | 0-0 | 2-2 | 3 | 11 | 14 | 1 | 12 | 2 | 4 | 2 | 0 | 0 | 37 | |
| 01 | Jeremy Fears Jr. | g | 6-12 | 1-4 | 16-17 | 1 | 3 | 4 | 4 | 29 | 9 | 3 | 0 | 0 | 0 | 35 | |
| 09 | Divine Ugochukwu | g | 3-4 | 3-4 | 0-0 | 2 | 4 | 6 | 4 | 9 | 6 | 1 | 1 | 0 | 0 | 29 | |
| 02 | Kur Teng | g | 2-6 | 0-2 | 0-0 | 1 | 0 | 1 | 0 | 4 | 0 | 0 | 0 | 0 | 0 | 17 | |
| 03 | Cameron Ward | g | 0-1 | 0-0 | 0-0 | 0 | 0 | 0 | 3 | 2 | 0 | 0 | 0 | 0 | 0 | 11 | |
| 06 | Jordan Scott | g | 2-6 | 1-3 | 2-2 | 4 | 0 | 4 | 3 | 7 | 0 | 0 | 0 | 1 | 0 | 26 | |
| 09 | Trey Fort | g | 0-0 | 0-0 | 0-0 | 0 | 0 | 0 | 0 | 0 | 0 | 0 | 0 | 0 | 0 | 2 | |
| 10 | Denham Wojcik | g | 1-1 | 0-0 | 0-0 | 0 | 0 | 0 | 0 | 2 | 0 | 0 | 0 | 0 | 0 | 3 | |
| | Team | | | | | 0 | 1 | 1 | | | | | | | | | |
| | Totals | | 28-57 | 8-22 | 24-26 | 13 | 32 | 45 | 19 | 88 | 18 | 15 | 4 | 1 | 225 | | |

FG % 1st Half: 9-24 37.5% 2nd half: 17-29 58.6% OT: 2-4 50.0% Game: 28-57 49.1%
 3FG % 1st Half: 4-9 44.4% 2nd half: 4-11 36.4% OT: 0-2 0.0% Game: 8-22 36.4%
 FT % 1st Half: 6-6 100.0 2nd half: 7-9 77.8% OT: 11-11 100.0 Game: 24-26 92.3%

Rutgers 79 • 9-12,2-8 Big Ten

| # | Player | Total | | | 3-Ptr | | | Rebounds | | | PF | TP | A | TO | Blk | Stl | Min |
|----|---------------------|--------|--------|--------|-------|-----|-----|----------|-----|-----|----|----|---|----|-----|-----|-----|
| | | FG-FGA | FG-FGA | FT-FTA | Off | Def | Tot | Off | Def | Tot | | | | | | | |
| 09 | Dylan Grant | f | 4-7 | 1-2 | 2-2 | 1 | 3 | 4 | 5 | 11 | 0 | 0 | 1 | 2 | 0 | 34 | |
| 21 | Emmanuel Ogbole | c | 0-2 | 0-0 | 0-0 | 1 | 0 | 1 | 3 | 0 | 0 | 0 | 0 | 0 | 0 | 9 | |
| 01 | Jimichael Davis | g | 4-8 | 1-1 | 6-8 | 1 | 1 | 2 | 1 | 15 | 5 | 0 | 0 | 1 | 0 | 40 | |
| 03 | Kaden Powers | g | 0-5 | 0-4 | 0-0 | 0 | 1 | 1 | 1 | 0 | 3 | 0 | 0 | 0 | 0 | 10 | |
| 05 | Darren Buchanan Jr. | g | 5-11 | 1-4 | 3-5 | 0 | 1 | 1 | 1 | 14 | 1 | 1 | 0 | 2 | 0 | 36 | |
| 00 | Tariq Francis | g | 6-17 | 3-8 | 8-8 | 0 | 2 | 2 | 5 | 23 | 1 | 0 | 1 | 3 | 0 | 34 | |
| 02 | Lino Mark | g | 0-1 | 0-0 | 0-0 | 0 | 2 | 2 | 0 | 0 | 0 | 1 | 0 | 0 | 0 | 8 | |
| 04 | Bryce Dortch | g | 0-0 | 0-0 | 0-0 | 0 | 0 | 0 | 0 | 3 | 0 | 0 | 0 | 0 | 0 | 17 | |
| 11 | Christopher Nwuli | g | 0-1 | 0-0 | 0-0 | 1 | 1 | 2 | 1 | 0 | 0 | 0 | 0 | 0 | 0 | 4 | |
| 13 | Harun Zrno | g | 6-10 | 4-8 | 0-0 | 2 | 2 | 4 | 1 | 16 | 1 | 2 | 0 | 0 | 0 | 33 | |
| | Team | | | | | 0 | 3 | 3 | | | | | | | | | |
| | Totals | | 25-62 | 10-27 | 19-23 | 6 | 12 | 22 | 21 | 79 | 11 | 5 | 2 | 8 | 225 | | |

FG % 1st Half: 12-26 46.2% 2nd half: 11-26 42.3% OT: 2-10 20.0% Game: 25-62 40.3%
 3FG % 1st Half: 6-15 40.0% 2nd half: 4-8 50.0% OT: 0-4 0.0% Game: 10-27 37.0%
 FT % 1st Half: 7-8 87.5% 2nd half: 10-13 76.9% OT: 2-2 100.0 Game: 19-23 82.6%

Officials: Kelly Pfeifer,Earl Walton,DJ Carstensen
 Technical fouls: Michigan St.-None, Rutgers-None.
 Attendance: 8000
 2025-26 Men's Basketball. Round: 0. Michigan St. vs Rutgers. Played at Jersey

| Score by periods | 1st | 2nd | OT | Total |
|------------------|-----|-----|----|-------|
| Michigan St. | 28 | 45 | 15 | 88 |
| Rutgers | 37 | 36 | 6 | 79 |

| | Points | In | Off | 2nd | Fast | Bench |
|--------------|--------|-------|-----|--------|-------|-------|
| | MSU | Paint | T/O | Chance | Break | |
| Michigan St. | 38 | 8 | 18 | 14 | 13 | 13 |
| Rutgers | 32 | 19 | 7 | 12 | 19 | 13 |

Last FG - MSU OT-01:50, RU OT-00:23.
 Largest lead - MSU by 9 OT-00:30, RU by 12 1st-00:53.
 MSU led for 07:01, RU led for 35:59, Game was tied for 02:00.

Score tied - 6 times.
 Lead changed - 6 times.

Official Basketball Box Score -- Game Totals -- Final Statistics
Maryland vs Michigan St.
01/24/26 12:00 pm at East Lansing, MI

Maryland 48 • 8-12,1-8 Big Ten

| # | Player | Total | | | 3-Ptr | | | Rebounds | | | PF | TP | A | TO | Blk | Stl | Min |
|----|--------------------|--------|--------|--------|-------|-----|-----|----------|-----|-----|----|----|---|----|-----|-----|-----|
| | | FG-FGA | FG-FGA | FT-FTA | Off | Def | Tot | Off | Def | Tot | | | | | | | |
| 13 | Elijah Saunders | f | 5-11 | 3-7 | 0-0 | 1 | 1 | 2 | 4 | 13 | 0 | 1 | 0 | 1 | 0 | 31 | |
| 01 | Darius Adams | g | 2-6 | 0-2 | 0-0 | 0 | 2 | 2 | 1 | 4 | 1 | 2 | 0 | 0 | 0 | 29 | |
| 08 | David Coit | g | 4-12 | 1-7 | 2-4 | 1 | 2 | 3 | 2 | 11 | 3 | 2 | 0 | 1 | 0 | 20 | |
| 11 | George Turkson Jr. | g | 1-2 | 0-0 | 0-0 | 0 | 0 | 0 | 1 | 2 | 0 | 0 | 0 | 0 | 0 | 5 | |
| 12 | Isaiah Watts | g | 2-3 | 1-2 | 0-0 | 0 | 0 | 0 | 2 | 5 | 0 | 0 | 0 | 0 | 0 | 10 | |
| 02 | Myles Rice | g | 0-2 | 0-2 | 0-0 | 0 | 4 | 4 | 0 | 0 | 1 | 0 | 0 | 0 | 0 | 16 | |
| 07 | Andre Mills | g | 1-8 | 0-4 | 3-4 | 1 | 0 | 1 | 1 | 5 | 0 | 1 | 0 | 0 | 0 | 15 | |
| 09 | Solomon Washington | g | 3-8 | 1-1 | 1-2 | 3 | 3 | 6 | 2 | 8 | 4 | 0 | 0 | 1 | 0 | 36 | |
| 18 | Guillermo Del Pino | g | 0-1 | 0-0 | 0-0 | 0 | 0 | 0 | 0 | 0 | 1 | 0 | 0 | 0 | 0 | 9 | |
| 24 | Alicks Alston | g | 0-1 | 0-1 | 0-0 | 0 | 1 | 1 | 2 | 0 | 0 | 1 | 0 | 1 | 0 | 15 | |
| 45 | Collin Metcalf | g | 0-0 | 0-0 | 0-1 | 1 | 1 | 2 | 1 | 0 | 0 | 1 | 0 | 0 | 0 | 14 | |
| | Team | | | | | 2 | 1 | 3 | | | | | | | | | |
| | Totals | | 18-54 | 6-26 | 6-11 | 9 | 15 | 24 | 16 | 48 | 10 | 11 | 0 | 4 | 200 | | |

FG % 1st Half: 9-27 33.3% 2nd half: 9-27 33.3% Game: 18-54 33.3%
 3FG % 1st Half: 3-15 20.0% 2nd half: 3-11 27.3% Game: 6-26 23.1%
 FT % 1st Half: 2-4 50.0% 2nd half: 4-7 57.1% Game: 6-11 54.5%

Michigan St. 91 • 18-2,8-1 Big Ten

| # | Player | Total | | | 3-Ptr | | | Rebounds | | | PF | TP | A | TO | Blk | Stl | Min |
|----|------------------|--------|--------|--------|-------|-----|-----|----------|-----|-----|----|----|---|----|-----|-----|-----|
| | | FG-FGA | FG-FGA | FT-FTA | Off | Def | Tot | Off | Def | Tot | | | | | | | |
| 00 | Jaxon Kohler | f | 5-7 | 1-2 | 0-0 | 4 | 4 | 8 | 1 | 11 | 0 | 1 | 0 | 0 | 0 | 23 | |
| 55 | Coen Carr | f | 6-8 | 1-2 | 1-3 | 1 | 2 | 3 | 1 | 14 | 1 | 2 | 0 | 0 | 0 | 21 | |
| 15 | Carson Cooper | c | 4-8 | 1-1 | 5-5 | 2 | 6 | 8 | 0 | 14 | 1 | 0 | 0 | 3 | 0 | 24 | |
| 01 | Jeremy Fears Jr. | g | 6-8 | 1-1 | 4-4 | 0 | 2 | 2 | 3 | 17 | 4 | 0 | 0 | 0 | 0 | 25 | |
| 09 | | | | | | | | | | | | | | | | | |

Official Basketball Box Score -- Game Totals -- Final Statistics
Michigan St. vs Minnesota
02/04/26 6:00 pm at Minneapolis, MN

Michigan St. 73 • 19-4,9-3 Big Ten

| # | Player | Total | | 3-Ptr | | Rebounds | | | PF | TP | A | TO | Blk | Stl | Min |
|----|------------------|--------|--------------|-------------|--------------|-----------|-----------|-----------|-----------|-----------|-----------|----------|----------|----------|------------|
| | | FG-FGA | FG-FGA | FT-FTA | Off | Def | Tot | | | | | | | | |
| 00 | Jaxon Kohler | f | 4-9 | 1-5 | 0-0 | 0 | 9 | 9 | 2 | 9 | 1 | 0 | 0 | 0 | 26 |
| 06 | Jordan Scott | f | 5-8 | 3-4 | 2-4 | 2 | 0 | 2 | 4 | 15 | 2 | 2 | 0 | 0 | 29 |
| 55 | Coen Carr | f | 5-11 | 0-1 | 6-7 | 3 | 3 | 6 | 3 | 16 | 2 | 1 | 0 | 0 | 27 |
| 15 | Carson Cooper | c | 0-3 | 0-0 | 0-0 | 2 | 3 | 5 | 0 | 0 | 1 | 1 | 0 | 0 | 20 |
| 01 | Jeremy Fears Jr. | g | 4-11 | 0-3 | 2-2 | 0 | 2 | 2 | 2 | 10 | 11 | 2 | 0 | 2 | 32 |
| 02 | Kur Teng | g | 1-5 | 1-4 | 0-0 | 1 | 1 | 2 | 1 | 3 | 1 | 1 | 0 | 0 | 19 |
| 03 | Cameron Ward | g | 2-2 | 0-0 | 1-2 | 1 | 3 | 4 | 3 | 5 | 2 | 0 | 1 | 1 | 18 |
| 09 | Trey Fort | g | 4-8 | 4-7 | 0-0 | 0 | 2 | 2 | 3 | 12 | 1 | 0 | 0 | 0 | 15 |
| 10 | Denham Wojcik | g | 0-0 | 0-0 | 0-0 | 0 | 0 | 0 | 1 | 0 | 1 | 0 | 0 | 0 | 5 |
| 35 | Jesse McCulloch | g | 0-0 | 0-0 | 0-0 | 0 | 0 | 0 | 1 | 0 | 0 | 0 | 0 | 0 | 1 |
| 99 | Divine Ugochukwu | g | 1-1 | 0-0 | 1-2 | 0 | 2 | 2 | 1 | 3 | 0 | 0 | 0 | 0 | 8 |
| | Team | | | | | 4 | 1 | 5 | | | 1 | | | | |
| | Totals | | 26-58 | 9-24 | 12-17 | 13 | 26 | 39 | 21 | 73 | 22 | 9 | 1 | 5 | 200 |

FG % 1st Half: 8-24 33.3% 2nd half: 18-34 52.9% Game: 26-58 44.8% Deadball Rebounds 4
 3FG % 1st Half: 2-9 22.2% 2nd half: 7-15 46.7% Game: 9-24 37.5%
 FT % 1st Half: 3-6 50.0% 2nd half: 9-11 81.8% Game: 12-17 70.6%

Minnesota 76 • 11-12,4-8 Big Ten

| # | Player | Total | | 3-Ptr | | Rebounds | | | PF | TP | A | TO | Blk | Stl | Min |
|----|----------------------|--------|--------------|--------------|--------------|----------|-----------|-----------|-----------|-----------|-----------|----------|----------|----------|------------|
| | | FG-FGA | FG-FGA | FT-FTA | Off | Def | Tot | | | | | | | | |
| 03 | Bobby Durkin | f | 4-5 | 3-4 | 2-2 | 0 | 8 | 8 | 1 | 13 | 1 | 1 | 0 | 1 | 37 |
| 05 | Jaylen Crocker-Johns | f | 7-14 | 4-8 | 4-6 | 1 | 6 | 7 | 4 | 22 | 3 | 2 | 0 | 0 | 35 |
| 10 | Cade Tyson | f | 4-12 | 3-7 | 6-7 | 0 | 2 | 2 | 0 | 17 | 2 | 0 | 0 | 0 | 38 |
| 01 | Isaac Asuma | g | 3-6 | 0-2 | 4-5 | 0 | 0 | 0 | 2 | 10 | 2 | 1 | 0 | 2 | 37 |
| 06 | Langston Reynolds | g | 4-8 | 0-0 | 6-11 | 1 | 3 | 4 | 2 | 14 | 8 | 1 | 0 | 0 | 37 |
| 02 | Grayson Grove | g | 0-0 | 0-0 | 0-0 | 0 | 1 | 1 | 4 | 0 | 1 | 0 | 1 | 1 | 10 |
| 09 | Kai Shinholster | g | 0-1 | 0-0 | 0-0 | 0 | 0 | 0 | 1 | 0 | 0 | 0 | 0 | 0 | 6 |
| | Team | | | | | 1 | 0 | 1 | | | 1 | | | | |
| | Totals | | 22-46 | 10-21 | 22-31 | 3 | 20 | 23 | 14 | 76 | 17 | 6 | 1 | 4 | 200 |

FG % 1st Half: 11-25 44.0% 2nd half: 11-21 52.4% Game: 22-46 47.8% Deadball Rebounds 4
 3FG % 1st Half: 7-14 50.0% 2nd half: 3-7 42.9% Game: 10-21 47.6%
 FT % 1st Half: 3-3 100.0% 2nd half: 19-28 67.9% Game: 22-31 71.0%

Officials: Kenneth Burdett Jr., Tim Comer, Keith Kimble
 Technical fouls: Michigan St.-Jeremy Fears Jr., Minnesota-None.
 Attendance: 8994
 2025-26 Men's Basketball. Round: 0. Michigan St. vs Minnesota. Played at Willi

| Score by periods | 1st | 2nd | Total | Points | In | Off | 2nd | Fast | Bench |
|------------------|-----|-----|-------|--------|----|-----|-----|------|-------|
| Michigan St. | 21 | 52 | 73 | MSU | 30 | 7 | 15 | 9 | 23 |
| Minnesota | 32 | 44 | 76 | MINN | 24 | 11 | 3 | 0 | 0 |

Last FG - MSU 2nd-00:01, MINN 2nd-02:00. Score tied - 1 time.
 Largest lead - MSU None, MINN by 16 2nd-04:08. Lead changed - 0 times.
 MSU led for 00:00. MINN led for 38:56. Game was tied for 01:04.

Official Basketball Box Score -- Game Totals -- Final Statistics
Michigan St. vs Wisconsin
02/13/26 7:00 pm at Madison, WI

Michigan St. 71 • 20-5,10-4 Big Ten

| # | Player | Total | | 3-Ptr | | Rebounds | | | PF | TP | A | TO | Blk | Stl | Min |
|----|------------------|--------|--------------|-------------|--------------|-----------|-----------|-----------|-----------|-----------|-----------|----------|----------|----------|------------|
| | | FG-FGA | FG-FGA | FT-FTA | Off | Def | Tot | | | | | | | | |
| 00 | Jaxon Kohler | f | 2-6 | 1-4 | 0-0 | 3 | 4 | 7 | 1 | 5 | 0 | 2 | 2 | 0 | 29 |
| 06 | Jordan Scott | f | 4-13 | 3-8 | 0-0 | 1 | 3 | 4 | 2 | 11 | 0 | 0 | 0 | 2 | 28 |
| 55 | Coen Carr | f | 6-10 | 1-2 | 6-7 | 1 | 2 | 3 | 1 | 19 | 0 | 1 | 0 | 0 | 30 |
| 15 | Carson Cooper | c | 3-6 | 0-0 | 0-0 | 2 | 6 | 8 | 4 | 6 | 0 | 1 | 0 | 0 | 20 |
| 01 | Jeremy Fears Jr. | g | 3-12 | 1-4 | 7-7 | 1 | 0 | 1 | 2 | 14 | 12 | 1 | 0 | 1 | 32 |
| 02 | Kur Teng | g | 4-11 | 2-6 | 2-2 | 2 | 4 | 6 | 3 | 12 | 0 | 2 | 0 | 0 | 19 |
| 03 | Cameron Ward | g | 2-2 | 0-0 | 0-0 | 0 | 3 | 3 | 2 | 4 | 0 | 0 | 0 | 0 | 19 |
| 09 | Trey Fort | g | 0-3 | 0-3 | 0-0 | 0 | 1 | 1 | 1 | 0 | 0 | 1 | 0 | 0 | 6 |
| 10 | Denham Wojcik | g | 0-1 | 0-0 | 0-0 | 0 | 0 | 0 | 1 | 0 | 1 | 0 | 1 | 0 | 8 |
| 35 | Jesse McCulloch | g | 0-2 | 0-0 | 0-0 | 2 | 0 | 2 | 1 | 0 | 1 | 0 | 0 | 0 | 9 |
| | Team | | | | | 2 | 1 | 3 | | | | | | | |
| | Totals | | 24-66 | 8-27 | 15-16 | 14 | 24 | 38 | 18 | 71 | 13 | 9 | 2 | 4 | 200 |

FG % 1st Half: 10-32 31.3% 2nd half: 14-34 41.2% Game: 24-66 36.4% Deadball Rebounds 1,2
 3FG % 1st Half: 5-14 35.7% 2nd half: 3-13 23.1% Game: 8-27 29.6%
 FT % 1st Half: 9-10 90.0% 2nd half: 6-6 100.0% Game: 15-16 93.8%

Wisconsin 92 • 18-7,10-4 Big Ten

| # | Player | Total | | 3-Ptr | | Rebounds | | | PF | TP | A | TO | Blk | Stl | Min |
|----|---------------------|--------|--------------|--------------|--------------|-----------|-----------|-----------|-----------|-----------|-----------|----------|----------|----------|------------|
| | | FG-FGA | FG-FGA | FT-FTA | Off | Def | Tot | | | | | | | | |
| 31 | Nolan Winter | f | 4-7 | 0-2 | 2-5 | 5 | 6 | 11 | 1 | 10 | 1 | 0 | 0 | 1 | 32 |
| 32 | Aleksas Bieliauskas | f | 1-4 | 0-3 | 0-1 | 1 | 4 | 5 | 2 | 2 | 1 | 3 | 3 | 0 | 18 |
| 02 | Nick Boyd | g | 10-17 | 5-7 | 4-5 | 0 | 3 | 3 | 2 | 29 | 4 | 1 | 0 | 0 | 32 |
| 07 | Andrew Rohde | g | 2-6 | 2-6 | 0-0 | 0 | 1 | 1 | 2 | 6 | 3 | 2 | 0 | 2 | 29 |
| 25 | John Blackwell | g | 6-14 | 4-9 | 8-8 | 1 | 3 | 4 | 2 | 24 | 2 | 0 | 0 | 2 | 26 |
| 00 | Braeden Carrington | g | 3-6 | 2-4 | 1-2 | 1 | 2 | 3 | 1 | 9 | 1 | 0 | 0 | 0 | 19 |
| 04 | Zach Kinziger | g | 1-1 | 0-0 | 0-0 | 0 | 0 | 0 | 0 | 2 | 0 | 0 | 0 | 0 | 2 |
| 05 | Jack Janicki | g | 1-1 | 1-1 | 0-0 | 1 | 2 | 3 | 1 | 3 | 0 | 0 | 0 | 0 | 11 |
| 11 | Jack Robison | g | 0-0 | 0-0 | 0-0 | 0 | 1 | 1 | 0 | 0 | 0 | 0 | 0 | 0 | 1 |
| 13 | Hayden Jones | g | 0-0 | 0-0 | 0-0 | 0 | 0 | 0 | 0 | 0 | 0 | 0 | 0 | 0 | 2 |
| 15 | Isaac Gard | g | 0-0 | 0-0 | 0-0 | 0 | 0 | 0 | 0 | 0 | 0 | 0 | 0 | 0 | 1 |
| 18 | Riccardo Greppi | g | 0-0 | 0-0 | 0-0 | 0 | 0 | 0 | 0 | 0 | 0 | 0 | 0 | 0 | 1 |
| 22 | Austin Rapp | g | 2-6 | 1-3 | 2-2 | 2 | 1 | 3 | 4 | 7 | 2 | 0 | 0 | 0 | 22 |
| 23 | Will Garlock | g | 0-0 | 0-0 | 0-0 | 0 | 0 | 0 | 0 | 0 | 0 | 0 | 0 | 1 | 4 |
| | Team | | | | | 0 | 4 | 4 | | | | | | | |
| | Totals | | 30-62 | 15-35 | 17-23 | 11 | 27 | 38 | 15 | 92 | 14 | 6 | 3 | 6 | 200 |

FG % 1st Half: 19-33 57.6% 2nd half: 11-29 37.9% Game: 30-62 48.4% Deadball Rebounds 1,1
 3FG % 1st Half: 10-17 58.8% 2nd half: 5-18 27.8% Game: 15-35 42.9%
 FT % 1st Half: 3-6 50.0% 2nd half: 14-17 82.4% Game: 17-23 73.9%

Officials: Edwin Young, Earl Walton, Larry Scrotto
 Technical fouls: Michigan St.-None, Wisconsin-None.
 Attendance: 16838
 2025-26 Men's Basketball. Round: 0. Michigan St. vs Wisconsin. Played at Kohl

| Score by periods | 1st | 2nd | Total | Points | In | Off | 2nd | Fast | Bench |
|------------------|-----|-----|-------|--------|----|-----|-----|------|-------|
| Michigan St. | 34 | 37 | 71 | MSU | 14 | 7 | 6 | 24 | 16 |
| Wisconsin | 51 | 41 | 92 | WISC | 28 | 21 | 19 | 10 | 21 |

Last FG - MSU 2nd-01:30, WISC 2nd-00:27. Score tied - 1 time.
 Largest lead - MSU None, WISC by 24 2nd-09:17. Lead changed - 0 times.
 MSU led for 00:00. WISC led for 39:18. Game was tied for 00:42.

Official Basketball Box Score -- Game Totals -- Final Statistics
Illinois vs Michigan St.
02/07/26 8:00 pm at East Lansing, MI

Illinois 82 • 20-4,11-2 Big Ten

| # | Player | Total | | 3-Ptr | | Rebounds | | | PF | TP | A | TO | Blk | Stl | Min |
|----|-------------------|--------|--------------|--------------|--------------|-----------|-----------|-----------|-----------|-----------|-----------|----------|----------|----------|------------|
| | | FG-FGA | FG-FGA | FT-FTA | Off | Def | Tot | | | | | | | | |
| 00 | David Mirkovic | f | 5-13 | 1-5 | 7-8 | 3 | 3 | 6 | 4 | 18 | 6 | 0 | 1 | 1 | 36 |
| 15 | Jake Davis | f | 1-5 | 1-5 | 3-3 | 1 | 2 | 3 | 1 | 6 | 1 | 0 | 0 | 2 | 28 |
| 13 | Tomislav Ivisic | c | 5-9 | 2-6 | 0-1 | 1 | 1 | 2 | 5 | 12 | 1 | 0 | 0 | 1 | 30 |
| 02 | Andrej Stojakovic | g | 8-14 | 1-2 | 0-0 | 2 | 5 | 7 | 3 | 17 | 0 | 0 | 0 | 0 | 35 |
| 23 | Keaton Wagler | g | 2-16 | 2-8 | 10-12 | 3 | 3 | 6 | 3 | 16 | 3 | 0 | 0 | 1 | 41 |
| 01 | Brandon Lee | g | 0-0 | 0-0 | 0-0 | 0 | 0 | 0 | 1 | 0 | 0 | 0 | 0 | 0 | 0+ |
| 03 | Ben Humrichous | g | 3-6 | 2-4 | 0-0 | 2 | 2 | 4 | 2 | 8 | 2 | 0 | 1 | 0 | 29 |
| 44 | Zvonimir Ivisic | g | 2-8 | 1-6 | 0-0 | 2 | 6 | 8 | 2 | 5 | 0 | 1 | 3 | 0 | 26 |
| | Team | | | | | 1 | 1 | 2 | | | | | | | |
| | Totals | | 26-71 | 10-36 | 20-24 | 15 | 23 | 38 | 21 | 82 | 13 | 4 | 5 | 5 | 225 |

FG % 1st Half: 14-33 42.4% 2nd half: 10-31 32.3% Game: 26-71 36.6% Deadball Rebounds 1
 3FG % 1st Half: 5-17 29.4% 2nd half: 3-14 21.4% OT: 2-5 40.0% Game: 10-36 27.8%
 FT % 1st Half: 6-7 85.7% 2nd half: 9-11 81.8% OT: 5-6 83.3% Game: 20-24 83.3%

Michigan St. 85 • 20-4,10-3 Big Ten

| # | Player | Total | | 3-Ptr | | Rebounds | | | PF | TP | A | TO | Blk | Stl | Min |
|----|------------------|--------|--------------|-------------|--------------|-----------|-----------|-----------|-----------|-----------|-----------|----------|----------|----------|------------|
| | | FG-FGA | FG-FGA | FT-FTA | Off | Def | Tot | | | | | | | | |
| 00 | Jaxon Kohler | f | 4-12 | 3-8 | 0-0 | 6 | 9 | 15 | 2 | 11 | 1 | 1 | 1 | 1 | 34 |
| 06 | Jordan Scott | f | 3-6 | 1-4 | 3-4 | 1 | 3 | 4 | 5 | 10 | 0 | 2 | 2 | 1 | 28 |
| 55 | Coen Carr | f | 4-10 | 0-2 | 0-0 | 2 | 6 | 8 | 0 | 8 | 0 | 2 | 0 | 0 | 37 |
| 15 | Carson Cooper | c | 3-4 | 0-0 | 3-4 | 2 | 7 | 9 | 1 | 9 | 1 | 0 | 1 | 0 | 37 |
| 01 | Jeremy Fears Jr. | g | 7-19 | 0-3 | 12-13 | 0 | 3 | 3 | 3 | 26 | 15 | 2 | 0 | 1 | 43 |
| 02 | Kur Teng | g | 4-10 | 2-6 | 0-0 | 1 | 0 | 1 | 1 | 10 | 0 | 1 | 0 | 0 | 16 |
| 03 | Cameron Ward | g | 3-4 | 0-0 | 2-2 | 2 | 5 | 7 | 4 | 8 | 0 | 0 | 0 | 0 | 18 |
| 09 | Trey Fort | g | 1-1 | 1-1 | 0-0 | 0 | 0 | 0 | 1 | 3 | 0 | 0 | 0 | 0 | 7 |
| 10 | Denham Wojcik | g | 0-0 | 0-0 | 0-0 | 0 | 0 | 0 | 2 | 0 | 1 | 0 | 0 | 0 | 2 |
| 35 | Jesse McCulloch | g | 0-1 | 0-0 | 0-0 | 0 | 0 | 0 | 0 | 0 | 0 | 0 | 0 | 0 | 3 |
| | Team | | | | | 1 | 0 | 1 | | | | | | | |
| | Totals | | 29-67 | 7-24 | 20-23 | 15 | 33 | 48 | 19 | 85 | 18 | 8 | 4 | 3 | 225 |

Official Basketball Box Score -- Game Totals -- Final Statistics
Ohio St. vs Michigan St.
02/22/26 1:00 pm at East Lansing, MI

Ohio St. 60 • 17-10,9-7 Big Te

| # | Player | Total | | 3-Ptr | | Rebounds | | | PF | TP | A | TO | Blk | Stl | Min |
|----|-----------------|--------|--------|--------|-------|----------|-----|----|----|----|---|----|-----|-----|-----|
| | | FG-FGA | FG-FGA | FT-FTA | Off | Def | Tot | | | | | | | | |
| 01 | Amare Bynum | f | 0-5 | 0-2 | 0-0 | 0 | 2 | 2 | 4 | 0 | 0 | 0 | 0 | 0 | 29 |
| 13 | Christoph Tilly | c | 5-6 | 0-0 | 0-3 | 0 | 7 | 7 | 2 | 10 | 1 | 0 | 1 | 2 | 29 |
| 02 | Bruce Thornton | g | 12-22 | 2-8 | 6-8 | 1 | 4 | 5 | 0 | 32 | 2 | 0 | 0 | 2 | 40 |
| 03 | Taison Chatman | g | 2-8 | 1-5 | 0-0 | 0 | 3 | 3 | 4 | 5 | 3 | 1 | 1 | 0 | 32 |
| 06 | Puff Johnson | g | 0-4 | 0-3 | 2-2 | 0 | 0 | 0 | 4 | 2 | 0 | 1 | 0 | 0 | 19 |
| 04 | Gabe Cupps | g | 1-3 | 0-2 | 0-0 | 0 | 0 | 0 | 1 | 2 | 2 | 1 | 0 | 0 | 12 |
| 07 | Ivan Njegovan | g | 2-2 | 0-0 | 2-2 | 1 | 2 | 3 | 2 | 6 | 0 | 0 | 0 | 0 | 13 |
| 20 | Colin White | g | 1-2 | 1-2 | 0-0 | 1 | 3 | 4 | 4 | 3 | 1 | 0 | 0 | 1 | 26 |
| | Team | | | | | 1 | 1 | 2 | | | 2 | | | | |
| | Totals | | 23-52 | 4-22 | 10-17 | 4 | 22 | 26 | 21 | 60 | 9 | 5 | 2 | 5 | 200 |

FG % 1st Half: 12-27 44.4% 2nd half: 11-25 44.0% Game: 23-52 44.2%
 3FG % 1st Half: 1-9 11.1% 2nd half: 3-13 23.1% Game: 4-22 18.2%
 FT % 1st Half: 1-4 25.0% 2nd half: 9-13 69.2% Game: 10-17 58.8%

Michigan St. 66 • 22-5,12-4 Big Te

| # | Player | Total | | 3-Ptr | | Rebounds | | | PF | TP | A | TO | Blk | Stl | Min |
|----|------------------|--------|--------|--------|-------|----------|-----|----|----|----|----|----|-----|-----|-----|
| | | FG-FGA | FG-FGA | FT-FTA | Off | Def | Tot | | | | | | | | |
| 00 | Jaxon Kohler | f | 4-8 | 1-4 | 0-0 | 2 | 8 | 10 | 5 | 9 | 3 | 1 | 0 | 0 | 17 |
| 06 | Jordan Scott | f | 4-7 | 1-2 | 3-5 | 2 | 2 | 4 | 3 | 12 | 3 | 1 | 1 | 0 | 31 |
| 55 | Coen Carr | f | 2-7 | 0-1 | 1-4 | 2 | 6 | 8 | 2 | 5 | 1 | 1 | 0 | 0 | 32 |
| 15 | Carson Cooper | c | 7-10 | 0-0 | 6-6 | 3 | 8 | 11 | 1 | 20 | 3 | 1 | 0 | 0 | 34 |
| 01 | Jeremy Fears Jr. | g | 2-7 | 1-1 | 6-6 | 0 | 1 | 1 | 3 | 11 | 8 | 3 | 0 | 2 | 35 |
| 02 | Kur Teng | g | 2-9 | 1-5 | 0-0 | 1 | 0 | 1 | 1 | 5 | 1 | 1 | 0 | 0 | 23 |
| 03 | Cameron Ward | g | 1-3 | 0-0 | 2-4 | 2 | 2 | 4 | 0 | 4 | 0 | 0 | 1 | 0 | 15 |
| 09 | Trey Fort | g | 0-3 | 0-2 | 0-0 | 0 | 0 | 0 | 0 | 0 | 0 | 0 | 0 | 0 | 4 |
| 10 | Denham Wojcik | g | 0-0 | 0-0 | 0-0 | 0 | 1 | 1 | 0 | 0 | 2 | 0 | 0 | 0 | 5 |
| 35 | Jesse McCulloch | g | 0-1 | 0-0 | 0-0 | 0 | 0 | 0 | 2 | 0 | 0 | 0 | 0 | 0 | 4 |
| | Team | | | | | 3 | 0 | 3 | | | 1 | | | | |
| | Totals | | 22-55 | 4-15 | 18-25 | 15 | 28 | 43 | 17 | 66 | 18 | 9 | 2 | 2 | 200 |

FG % 1st Half: 8-27 29.6% 2nd half: 14-28 50.0% Game: 22-55 40.0%
 3FG % 1st Half: 2-8 25.0% 2nd half: 2-7 28.6% Game: 4-15 26.7%
 FT % 1st Half: 5-8 62.5% 2nd half: 13-17 76.5% Game: 18-25 72.0%

Officials: Jason Phillips, Kelly Pfeifer, D.J. Carstensen
 Technical fouls: Ohio St.-Gabe Cupps, Michigan St.-Jeremy Fears Jr.
 Attendance: 14797
 2025-26 Men's Basketball. Round: 0. Michigan St. vs Ohio St.. Played at Breslin

| Score by periods | 1st | 2nd | Total | Points | In | Off | 2nd | Fast | Bench |
|------------------|-----|-----|-------|--------|----|-----|-----|------|-------|
| Ohio St. | 26 | 34 | 60 | MSU | 34 | 8 | 5 | 5 | 11 |
| Michigan St. | 23 | 43 | 66 | PURDUE | 36 | 4 | 16 | 9 | 9 |

Last FG - OSU 2nd-00:14, MSU 2nd-01:35.
 Largest lead - OSU by 6 1st-06:52, MSU by 10 2nd-02:50.
 OSU led for 17:27. MSU led for 18:50. Game was tied for 03:43.
 Score tied - 6 times.
 Lead changed - 4 times.

Official Basketball Box Score -- Game Totals -- Final Statistics
Michigan St. vs Indiana
03/01/26 3:45 pm at Bloomington, IN

Michigan St. 77 • 24-5,14-4 Big Te

| # | Player | Total | | 3-Ptr | | Rebounds | | | PF | TP | A | TO | Blk | Stl | Min |
|----|------------------|--------|--------|--------|-------|----------|-----|----|----|----|----|----|-----|-----|-----|
| | | FG-FGA | FG-FGA | FT-FTA | Off | Def | Tot | | | | | | | | |
| 00 | Jaxon Kohler | f | 7-12 | 3-5 | 4-4 | 6 | 7 | 13 | 1 | 21 | 2 | 1 | 1 | 0 | 33 |
| 06 | Jordan Scott | f | 1-2 | 1-2 | 0-0 | 0 | 1 | 1 | 3 | 3 | 1 | 1 | 0 | 0 | 16 |
| 55 | Coen Carr | f | 2-6 | 0-2 | 2-3 | 1 | 1 | 2 | 2 | 6 | 0 | 2 | 1 | 0 | 36 |
| 15 | Carson Cooper | c | 1-3 | 0-0 | 2-4 | 0 | 3 | 3 | 3 | 4 | 2 | 0 | 0 | 0 | 21 |
| 01 | Jeremy Fears Jr. | g | 7-13 | 2-5 | 5-6 | 0 | 4 | 4 | 2 | 21 | 9 | 3 | 0 | 1 | 37 |
| 02 | Kur Teng | g | 6-8 | 0-0 | 0-0 | 0 | 2 | 2 | 1 | 18 | 0 | 1 | 0 | 0 | 29 |
| 03 | Cameron Ward | g | 1-5 | 0-0 | 2-2 | 2 | 3 | 5 | 2 | 4 | 0 | 1 | 1 | 1 | 16 |
| 09 | Trey Fort | g | 0-2 | 0-2 | 0-0 | 0 | 0 | 0 | 0 | 0 | 0 | 0 | 0 | 0 | 9 |
| 10 | Denham Wojcik | g | 0-0 | 0-0 | 0-0 | 0 | 0 | 0 | 0 | 0 | 1 | 0 | 0 | 0 | 3 |
| | Team | | | | | 1 | 4 | 5 | | | | | | | |
| | Totals | | 25-51 | 12-24 | 15-19 | 10 | 25 | 35 | 14 | 77 | 15 | 9 | 3 | 2 | 200 |

FG % 1st Half: 14-24 58.3% 2nd half: 11-27 40.7% Game: 25-51 49.0%
 3FG % 1st Half: 7-13 53.8% 2nd half: 5-11 45.5% Game: 12-24 50.0%
 FT % 1st Half: 10-11 90.9% 2nd half: 5-8 62.5% Game: 15-19 78.9%

Indiana 64 • 17-12,8-10 Big T

| # | Player | Total | | 3-Ptr | | Rebounds | | | PF | TP | A | TO | Blk | Stl | Min |
|----|-----------------|--------|--------|--------|-------|----------|-----|----|----|----|---|----|-----|-----|-----|
| | | FG-FGA | FG-FGA | FT-FTA | Off | Def | Tot | | | | | | | | |
| 04 | Sam Alexis | f | 3-6 | 0-0 | 2-4 | 2 | 3 | 5 | 4 | 8 | 3 | 1 | 1 | 0 | 31 |
| 07 | Nick Dorn | f | 1-5 | 1-4 | 1-2 | 1 | 2 | 3 | 0 | 4 | 0 | 0 | 0 | 0 | 28 |
| 12 | Tucker DeVries | f | 6-16 | 3-12 | 5-5 | 1 | 5 | 6 | 2 | 20 | 2 | 1 | 1 | 2 | 40 |
| 03 | Lamar Wilkerson | g | 11-21 | 5-14 | 2-2 | 0 | 1 | 1 | 2 | 29 | 1 | 2 | 0 | 0 | 40 |
| 05 | Conor Enright | g | 1-7 | 1-5 | 0-0 | 0 | 3 | 3 | 2 | 2 | 2 | 0 | 0 | 0 | 27 |
| 00 | Jasai Miles | g | 0-0 | 0-0 | 0-0 | 2 | 4 | 6 | 4 | 0 | 0 | 1 | 0 | 0 | 19 |
| 01 | Reed Bailey | g | 0-1 | 0-0 | 0-0 | 0 | 0 | 0 | 3 | 0 | 0 | 1 | 1 | 1 | 8 |
| 06 | Tayton Conerway | g | 0-0 | 0-0 | 0-0 | 0 | 0 | 0 | 0 | 0 | 0 | 0 | 0 | 0 | 7 |
| | Team | | | | | 2 | 1 | 3 | | | 1 | | | | |
| | Totals | | 22-56 | 10-35 | 10-13 | 8 | 19 | 27 | 17 | 64 | 8 | 7 | 3 | 4 | 200 |

FG % 1st Half: 11-28 39.3% 2nd half: 11-28 39.3% Game: 22-56 39.3%
 3FG % 1st Half: 6-20 30.0% 2nd half: 4-15 26.7% Game: 10-35 28.6%
 FT % 1st Half: 9-11 81.8% 2nd half: 1-2 50.0% Game: 10-13 76.9%

Officials: Earl Walton, Verne Harris, Jeffrey Anderson
 Technical fouls: Michigan St.-None, Indiana-None.
 Attendance: 17222
 2025-26 Men's Basketball. Round: 0. Indiana vs Michigan St.. Played at Simon S

| Score by periods | 1st | 2nd | Total | Points | In | Off | 2nd | Fast | Bench |
|------------------|-----|-----|-------|--------|----|-----|-----|------|-------|
| Michigan St. | 45 | 32 | 77 | MSU | 20 | 10 | 12 | 7 | 22 |
| Indiana | 37 | 27 | 64 | IND | 24 | 14 | 8 | 2 | 0 |

Last FG - MSU 2nd-01:25, IND 2nd-03:15.
 Largest lead - MSU by 13 1st-09:30, IND None.
 MSU led for 39:48. IND led for 00:00. Game was tied for 00:12.
 Score tied - 0 times.
 Lead changed - 0 times.

Official Basketball Box Score -- Game Totals -- Final Statistics
Michigan St. vs Purdue
02/26/26 8:00 pm at West Lafayette, IN

Michigan St. 76 • 23-5,13-4 Big Te

| # | Player | Total | | 3-Ptr | | Rebounds | | | PF | TP | A | TO | Blk | Stl | Min |
|----|------------------|--------|--------|--------|-------|----------|-----|----|----|----|----|----|-----|-----|-----|
| | | FG-FGA | FG-FGA | FT-FTA | Off | Def | Tot | | | | | | | | |
| 00 | Jaxon Kohler | f | 3-10 | 1-6 | 1-2 | 2 | 1 | 3 | 1 | 8 | 3 | 1 | 0 | 1 | 25 |
| 06 | Jordan Scott | f | 2-5 | 1-2 | 4-5 | 1 | 0 | 1 | 2 | 9 | 3 | 0 | 0 | 1 | 34 |
| 55 | Coen Carr | f | 5-9 | 0-2 | 1-2 | 1 | 4 | 5 | 2 | 11 | 1 | 2 | 0 | 0 | 31 |
| 15 | Carson Cooper | c | 6-9 | 0-0 | 3-3 | 1 | 5 | 6 | 2 | 15 | 1 | 0 | 1 | 1 | 30 |
| 01 | Jeremy Fears Jr. | g | 5-10 | 1-3 | 1-1 | 0 | 1 | 1 | 2 | 12 | 6 | 1 | 0 | 0 | 36 |
| 02 | Kur Teng | g | 4-8 | 3-6 | 2-2 | 0 | 3 | 3 | 1 | 13 | 1 | 0 | 0 | 1 | 20 |
| 03 | Cameron Ward | g | 4-4 | 0-0 | 1-1 | 1 | 3 | 4 | 3 | 8 | 0 | 0 | 0 | 2 | 20 |
| 10 | Denham Wojcik | g | 0-0 | 0-0 | 0-0 | 0 | 0 | 0 | 0 | 0 | 0 | 0 | 0 | 0 | 4 |
| | Team | | | | | 0 | 2 | 2 | | | 2 | | | | |
| | Totals | | 29-55 | 6-19 | 12-16 | 6 | 19 | 25 | 13 | 76 | 15 | 6 | 1 | 6 | 200 |

FG % 1st Half: 14-29 48.3% 2nd half: 15-26 57.7% Game: 29-55 52.7%
 3FG % 1st Half: 3-9 33.3% 2nd half: 3-10 30.0% Game: 6-19 31.6%
 FT % 1st Half: 5-7 71.4% 2nd half: 7-9 77.8% Game: 12-16 75.0%

Purdue 74 • 22-6,12-5 Big Te

| # | Player | Total | | 3-Ptr | | Rebounds | | | PF | TP | A | TO | Blk | Stl | Min |
|----|-------------------|--------|--------|--------|-----|----------|-----|----|----|----|----|----|-----|-----|-----|
| | | FG-FGA | FG-FGA | FT-FTA | Off | Def | Tot | | | | | | | | |
| 04 | Trey Kaufman-Renn | f | 4-8 | 0-0 | 2-4 | 1 | 5 | 6 | 4 | 10 | 7 | 1 | 1 | 0 | 33 |
| 45 | Oscar Cluff | c | 5-9 | 0-0 | 0-0 | 1 | 3 | 4 | 2 | 10 | 0 | 0 | 1 | 0 | 21 |
| 00 | C.J. Cox | g | 2-4 | 0-3 | 0-0 | 0 | 1 | 1 | 0 | 6 | 1 | 0 | 0 | 2 | 20 |
| 02 | Fletcher Loyer | g | 3-7 | 2-5 | 0-0 | 0 | 1 | 1 | 1 | 8 | 4 | 0 | 0 | 0 | 32 |
| 03 | Braden Smith | g | 4-10 | 2-7 | 2-2 | 2 | 3 | 5 | 3 | 12 | 10 | 4 | 0 | 1 | 37 |
| 12 | Daniel Jacobsen | g | 3-5 | 0-0 | 0-1 | 1 | 1 | 2 | 3 | 6 | 0 | 0 | 1 | 0 | 10 |
| 14 | Jack Bentler | g | 4-6 | 3-5 | 0-0 | 0 | 3 | 3 | 0 | 11 | 0 | 1 | 0 | 0 | 16 |
| 17 | Omer Mayer | g | 2-4 | 2-3 | 0-0 | 0 | 0 | 0 | 0 | 6 | 0 | 2 | 0 | 0 | 16 |
| 24 | Gicarri Harris | g | 1-4 | 1-2 | 2-2 | 2 | 1 | 3 | 2 | 5 | 1 | 0 | 0 | 0 | 15 |
| | Team | | | | | 1 | 1 | 2 | | | 1 | | | | |
| | Totals | | 28-57 | 12-25 | 6-9 | 8 | 19 | 27 | 15 | 74 | 23 | 9 | 3 | 3 | 200 |

FG % 1st Half: 15-28 53.6% 2nd half: 13-29 44.8% Game: 28-57 49.1%
 3FG % 1st Half: 6-11 54.5% 2nd half: 6-14 42.9% Game: 12-25 48.0%
 FT % 1st Half: 3-5 60.0% 2nd half: 3-4 75.0% Game: 6-9 66.7%

Officials: Bert Smith, Doug Sirmans, Larry Scrotto
 Technical fouls: Michigan St.-None, Purdue-None.
 Attendance: 14876
 2025-26 Men's Basketball. Round: 0. Purdue vs Michigan St.. Played at Mackey A

| Score by periods | 1st | 2nd | Total | Points | In | Off | 2nd | Fast | Bench |
|------------------|-----|-----|-------|--------|----|-----|-----|------|-------|
| Michigan St. | 36 | 40 | 76 | MSU | 40 | 19 | 6 | 10 | 21 |
| Purdue | 39 | 35 | 74 | PURDUE | 32 | 5 | 16 | 4 | 28 |

Last FG - MSU 2nd-01:55, PURDUE 2nd-01:35.
 Largest lead - MSU by 8 2nd-04:11, PURDUE by 7 1st-17:32.
 MSU led for 18:48. PURDUE led for 17:54. Game was tied for 03:18.
 Score tied - 7 times.
 Lead changed - 12 times.

Official Basketball Box Score -- Game Totals -- Final Statistics
Rutgers vs Michigan St.
03/05/26 8:00 pm at East Lansing, MI

Rutgers 87 • 12-18,15-14 Big T

| # | Player | Total | | 3-Ptr | | Rebounds | | | PF | TP | A | TO | Blk | Stl | Min |
|----|-------------|--------|--------|--------|-----|----------|-----|---|----|----|---|----|-----|-----|-----|
| | | FG-FGA | FG-FGA | FT-FTA | Off | Def | Tot | | | | | | | | |
| 09 | Dylan Grant | f | 1-8 | 0-2 | 1-2 | 2 | 4 | 6 | 0 | 3 | 0 | 2 | 1 | 1 | 24 |

Official Basketball Box Score -- Game Totals -- Final Statistics
Michigan St. vs Michigan
03/08/26 4:30 pm at Ann Arbor, MI

Michigan St. 80 • 25-6,15-5 Big Te

| # | Player | Total | | 3-Ptr | | Rebounds | | | PF | TP | A | TO | Blk | Stl | Min |
|---------------|------------------|--------|--------|--------|-------|----------|-----|----|----|----|----|----|-----|-----|-----|
| | | FG-FGA | FG-FGA | FT-FTA | Off | Def | Tot | | | | | | | | |
| 00 | Jaxon Kohler | f | 10-13 | 2-4 | 1-1 | 2 | 6 | 8 | 1 | 23 | 3 | 0 | 1 | 0 | 33 |
| 06 | Jordan Scott | f | 1-7 | 0-3 | 0-0 | 1 | 1 | 2 | 1 | 2 | 1 | 1 | 2 | 2 | 33 |
| 55 | Coen Carr | f | 3-8 | 0-3 | 0-0 | 1 | 6 | 7 | 2 | 6 | 0 | 0 | 0 | 0 | 32 |
| 15 | Carson Cooper | c | 8-14 | 0-0 | 3-4 | 3 | 3 | 6 | 4 | 19 | 2 | 2 | 0 | 1 | 29 |
| 01 | Jeremy Fears Jr. | g | 5-13 | 2-3 | 10-12 | 0 | 2 | 2 | 4 | 22 | 9 | 3 | 0 | 1 | 37 |
| 02 | Kur Teng | | 2-8 | 2-5 | 2-3 | 2 | 0 | 2 | 4 | 8 | 1 | 0 | 0 | 1 | 23 |
| 03 | Cameron Ward | | 0-2 | 0-0 | 0-0 | 0 | 1 | 1 | 4 | 0 | 0 | 0 | 0 | 0 | 8 |
| 10 | Denham Wojcik | | 0-0 | 0-0 | 0-0 | 0 | 0 | 0 | 1 | 0 | 0 | 1 | 0 | 0 | 4 |
| 35 | Jesse McCulloch | | 0-0 | 0-0 | 0-0 | 0 | 0 | 0 | 1 | 0 | 0 | 0 | 0 | 0 | 1 |
| | Team | | | | | 1 | 3 | 4 | | | | | | | |
| Totals | | | 29-65 | 6-18 | 16-20 | 10 | 22 | 32 | 22 | 80 | 16 | 7 | 3 | 5 | 200 |

FG % 1st Half: 15-37 40.5% 2nd half: 14-28 50.0% Game: 29-65 44.6% Deadball
 3FG % 1st Half: 5-12 41.7% 2nd half: 1-6 16.7% Game: 6-18 33.3% Rebounds
 FT % 1st Half: 6-8 75.0% 2nd half: 10-12 83.3% Game: 16-20 80.0% 3

Michigan 90 • 29-2,19-1 Big Te

| # | Player | Total | | 3-Ptr | | Rebounds | | | PF | TP | A | TO | Blk | Stl | Min |
|---------------|-------------------|--------|--------|--------|-------|----------|-----|----|----|----|----|----|-----|-----|-----|
| | | FG-FGA | FG-FGA | FT-FTA | Off | Def | Tot | | | | | | | | |
| 21 | Morez Johnson Jr. | f | 6-13 | 1-3 | 5-7 | 4 | 3 | 7 | 3 | 18 | 1 | 1 | 2 | 0 | 26 |
| 23 | Yaxel Lendeborg | f | 8-12 | 5-6 | 6-6 | 0 | 3 | 3 | 2 | 27 | 3 | 0 | 1 | 1 | 38 |
| 15 | Aday Mara | c | 1-3 | 0-0 | 2-2 | 2 | 5 | 7 | 3 | 4 | 2 | 2 | 1 | 0 | 19 |
| 03 | Elliott Cadeau | g | 1-5 | 0-2 | 0-0 | 0 | 0 | 0 | 2 | 2 | 2 | 3 | 2 | 0 | 32 |
| 04 | Nimari Burnett | g | 3-8 | 2-4 | 2-2 | 0 | 5 | 5 | 0 | 10 | 0 | 1 | 0 | 0 | 24 |
| 01 | Trey McKenney | | 4-8 | 2-5 | 2-2 | 0 | 2 | 2 | 1 | 12 | 0 | 1 | 0 | 0 | 20 |
| 11 | Roddy Gayle Jr. | | 4-5 | 0-1 | 7-8 | 1 | 3 | 4 | 3 | 15 | 3 | 1 | 1 | 1 | 28 |
| 42 | Will Tschetter | | 0-1 | 0-1 | 2-2 | 0 | 1 | 1 | 3 | 2 | 1 | 1 | 0 | 0 | 13 |
| | Team | | | | | 1 | 5 | 6 | | | | | | | |
| Totals | | | 27-55 | 10-22 | 26-29 | 8 | 27 | 35 | 17 | 90 | 12 | 10 | 7 | 2 | 200 |

FG % 1st Half: 12-27 44.4% 2nd half: 15-28 53.6% Game: 27-55 49.1% Deadball
 3FG % 1st Half: 6-14 42.9% 2nd half: 4-8 50.0% Game: 10-22 45.5% Rebounds
 FT % 1st Half: 12-12 100.0 2nd half: 14-17 82.4% Game: 26-29 89.7% 1

Officials: Ronald Groover, Jeffrey Anderson, D.J. Carstensen
 Technical fouls: Michigan St.-Carson Cooper; Jeremy Fears Jr., Michigan-Aday Mara; Trey McKenney.
 Attendance: 12707
 2025-26 Men's Basketball. Round: 0. Michigan vs Michigan St.. Played at Crislie

| Score by periods | 1st | 2nd | Total |
|------------------|-----|-----|-------|
| Michigan St. | 41 | 39 | 80 |
| Michigan | 42 | 48 | 90 |

| | Points | In Paint | Off T/O | 2nd Chance | Fast Break | Bench |
|------|--------|----------|---------|------------|------------|-------|
| MSU | 40 | 10 | 9 | 11 | 8 | |
| MICH | 30 | 14 | 7 | 7 | 29 | |

Last FG - MSU 2nd-00:29, MICH 2nd-02:34. Score tied - 5 times.
 Largest lead - MSU by 5 1st-17:57, MICH by 11 2nd-00:54. Lead changed - 5 times.
 MSU led for 07:43, MICH led for 27:47. Game was tied for 04:30.



Michigan St. - Game Highs

| | | |
|------------------------------|--------------|-----------------------------------|
| POINTS | 114 | Cornell (12/29/2025) |
| | 92 | Toledo (12/16/2025) |
| | 91 | Rutgers (03/05/2026) |
| | 91 | Maryland (01/24/2026) |
| | 89 | vs East Carolina (N) (11/25/2025) |
| FIELD GOALS MADE | 36 | Cornell (12/29/2025) |
| | 34 | Maryland (01/24/2026) |
| | 34 | Toledo (12/16/2025) |
| | 34 | vs East Carolina (N) (11/25/2025) |
| FIELD GOAL ATTEMPTS | 67 | Illinois (02/07/2026) |
| | 67 | Toledo (12/16/2025) |
| | 67 | vs East Carolina (N) (11/25/2025) |
| FIELD GOAL PERCENTAGE | .607 (34-56) | Maryland (01/24/2026) |
| | .585 (31-53) | Rutgers (03/05/2026) |
| 3 PT FG MADE | 14 | UCLA (02/17/2026) |
| | 13 | Cornell (12/29/2025) |
| | 13 | vs East Carolina (N) (11/25/2025) |
| 3 PT FG ATTEMPTS | 28 | at Nebraska (01/02/2026) |
| | 28 | Cornell (12/29/2025) |
| | 28 | vs East Carolina (N) (11/25/2025) |
| 3 PT FG PERCENTAGE | .556 (10-18) | at Penn St. (12/13/2025) |
| | .519 (14-27) | UCLA (02/17/2026) |
| FREE THROWS MADE | 29 | Cornell (12/29/2025) |
| | 25 | Rutgers (03/05/2026) |
| FREE THROW ATTEMPTS | 43 | Cornell (12/29/2025) |
| | 37 | Colgate (11/03/2025) |
| FREE THROW PERCENTAGE | .938 (15-16) | at Wisconsin (02/13/2026) |
| | .923 (24-26) | at Rutgers (01/27/2026) |
| REBOUNDS | 54 | Toledo (12/16/2025) |
| | 48 | Illinois (02/07/2026) |
| ASSISTS | 30 | Cornell (12/29/2025) |
| | 26 | Toledo (12/16/2025) |
| STEALS | 13 | vs East Carolina (N) (11/25/2025) |
| | 9 | Southern California (01/05/2026) |
| BLOCKED SHOTS | 11 | vs Oakland (N) (12/20/2025) |
| | 8 | vs East Carolina (N) (11/25/2025) |
| TURNOVERS | 21 | at Nebraska (01/02/2026) |
| | 17 | at Penn St. (12/13/2025) |
| FOULS | 23 | Michigan (01/30/2026) |
| | 22 | at Michigan (03/08/2026) |
| | 22 | vs East Carolina (N) (11/25/2025) |



Michigan St. - Game Lows

| | | |
|------------------------------|--------------|------------------------------------|
| POINTS | 56 | at Nebraska (01/02/2026) |
| | 60 | Duke (12/06/2025) |
| | 66 | Ohio St. (02/22/2026) |
| | 68 | at Oregon (01/20/2026) |
| | 69 | Arkansas (11/08/2025) |
| FIELD GOALS MADE | 17 | at Nebraska (01/02/2026) |
| | 21 | Duke (12/06/2025) |
| FIELD GOAL ATTEMPTS | 46 | Iowa (12/02/2025) |
| | 49 | at Oregon (01/20/2026) |
| | 49 | Northwestern (01/08/2026) |
| FIELD GOAL PERCENTAGE | .318 (21-66) | Duke (12/06/2025) |
| | .340 (17-50) | at Nebraska (01/02/2026) |
| 3 PT FG MADE | 1 | Arkansas (11/08/2025) |
| | 3 | Iowa (12/02/2025) |
| 3 PT FG ATTEMPTS | 10 | vs North Carolina (N) (11/27/2025) |
| | 12 | Rutgers (03/05/2026) |
| | 12 | Iowa (12/02/2025) |
| 3 PT FG PERCENTAGE | .071 (1-14) | Arkansas (11/08/2025) |
| | .174 (4-23) | Michigan (01/30/2026) |
| FREE THROWS MADE | 5 | at Oregon (01/20/2026) |
| | 7 | vs North Carolina (N) (11/27/2025) |
| FREE THROW ATTEMPTS | 9 | at Oregon (01/20/2026) |
| | 9 | vs North Carolina (N) (11/27/2025) |
| FREE THROW PERCENTAGE | .556 (5-9) | at Oregon (01/20/2026) |
| | .649 (24-37) | Colgate (11/03/2025) |
| REBOUNDS | 25 | at Purdue (02/26/2026) |
| | 31 | at Oregon (01/20/2026) |
| ASSISTS | 12 | at Nebraska (01/02/2026) |
| | 13 | at Wisconsin (02/13/2026) |
| | 13 | Iowa (12/02/2025) |
| STEALS | 1 | at Rutgers (01/27/2026) |
| | 2 | at Indiana (03/01/2026) |
| | 2 | Ohio St. (02/22/2026) |
| | 2 | vs North Carolina (N) (11/27/2025) |
| BLOCKED SHOTS | 1 | at Purdue (02/26/2026) |
| | 1 | at Minnesota (02/04/2026) |
| TURNOVERS | 5 | at Washington (01/17/2026) |
| | 5 | Duke (12/06/2025) |
| FOULS | 10 | at Oregon (01/20/2026) |
| | 11 | Maryland (01/24/2026) |
| | 11 | at Washington (01/17/2026) |



Michigan St. - Individual Game Highs

| | | |
|---|---------------|--|
| POINTS | 31 | Jeremy Fears Jr. vs Michigan (01/30/2026) |
| | 29 | Jeremy Fears Jr. at Rutgers (01/27/2026) |
| | 26 | Jeremy Fears Jr. vs Illinois (02/07/2026) |
| | 23 | Jaxon Kohler at Michigan (03/08/2026) |
| | 23 | Jeremy Fears Jr. vs Indiana (01/13/2026) |
| | 23 | Divine Ugochukwu at Penn St. (12/13/2025) |
| FIELD GOALS MADE | 10 | Jaxon Kohler at Michigan (03/08/2026) |
| | 9 | Jeremy Fears Jr. vs Michigan (01/30/2026) |
| FIELD GOAL ATTEMPTS | 20 | Jeremy Fears Jr. vs Michigan (01/30/2026) |
| | 19 | Jeremy Fears Jr. vs Illinois (02/07/2026) |
| FIELD GOAL PERCENTAGE (min 5 made) | 1.000 (6-6) | Carson Cooper vs Northwestern (01/08/2026) |
| | 1.000 (6-6) | Jaxon Kohler vs Southern California (01/05/2026) |
| | 1.000 (6-6) | Jaxon Kohler vs East Carolina (N) (11/25/2025) |
| 3 PT FG MADE | 6 | Kur Teng at Indiana (03/01/2026) |
| | 5 | Jaxon Kohler at Nebraska (01/02/2026) |
| | 5 | Divine Ugochukwu at Penn St. (12/13/2025) |
| 3 PT FG ATTEMPTS | 12 | Kur Teng at Nebraska (01/02/2026) |
| | 8 | Kur Teng at Indiana (03/01/2026) |
| | 8 | Jeremy Fears Jr. vs UCLA (02/17/2026) |
| | 8 | Jordan Scott at Wisconsin (02/13/2026) |
| | 8 | Jaxon Kohler vs Illinois (02/07/2026) |
| | 8 | Trey Fort vs Kentucky (N) (11/18/2025) |
| 3 PT FG PERCENTAGE (min 2 made) | 1.000 (5-5) | Divine Ugochukwu at Penn St. (12/13/2025) |
| | 1.000 (4-4) | Jaxon Kohler vs East Carolina (N) (11/25/2025) |
| | 1.000 (3-3) | Jordan Scott vs UCLA (02/17/2026) |
| | 1.000 (3-3) | Jaxon Kohler vs Southern California (01/05/2026) |
| | 1.000 (2-2) | Kur Teng at Penn St. (12/13/2025) |
| | 1.000 (2-2) | Jaxon Kohler vs Kentucky (N) (11/18/2025) |
| | 1.000 (2-2) | Jesse McCulloch vs Kentucky (N) (11/18/2025) |
| FREE THROWS MADE | 16 | Jeremy Fears Jr. at Rutgers (01/27/2026) |
| | 12 | Jeremy Fears Jr. vs Illinois (02/07/2026) |
| | 12 | Jeremy Fears Jr. vs Michigan (01/30/2026) |
| FREE THROW ATTEMPTS | 17 | Jeremy Fears Jr. at Rutgers (01/27/2026) |
| | 16 | Coen Carr vs Cornell (12/29/2025) |
| FREE THROW PERCENTAGE (min 3 made) | 1.000 (10-10) | Jeremy Fears Jr. at Nebraska (01/02/2026) |
| | 1.000 (10-10) | Jeremy Fears Jr. vs Iowa (12/02/2025) |
| | 1.000 (8-8) | Coen Carr vs Rutgers (03/05/2026) |
| | 1.000 (7-7) | Jeremy Fears Jr. at Wisconsin (02/13/2026) |
| | 1.000 (7-7) | Jeremy Fears Jr. vs Northwestern (01/08/2026) |
| | 1.000 (6-6) | Jeremy Fears Jr. vs Ohio St. (02/22/2026) |
| | 1.000 (6-6) | Carson Cooper vs Ohio St. (02/22/2026) |
| | 1.000 (6-6) | Carson Cooper at Penn St. (12/13/2025) |
| | 1.000 (6-6) | Jeremy Fears Jr. vs Duke (12/06/2025) |
| | 1.000 (6-6) | Jaxon Kohler vs San Jose St. (11/13/2025) |
| | 1.000 (6-6) | Jeremy Fears Jr. vs Colgate (11/03/2025) |
| | 1.000 (5-5) | Carson Cooper vs Maryland (01/24/2026) |
| | 1.000 (5-5) | Carson Cooper vs Oakland (N) (12/20/2025) |
| | 1.000 (5-5) | Coen Carr vs Iowa (12/02/2025) |
| | 1.000 (4-4) | Jaxon Kohler at Indiana (03/01/2026) |
| | 1.000 (4-4) | Jeremy Fears Jr. vs Maryland (01/24/2026) |
| | 1.000 (4-4) | Jesse McCulloch vs Oakland (N) (12/20/2025) |
| | 1.000 (4-4) | Carson Cooper vs East Carolina (N) (11/25/2025) |
| | 1.000 (4-4) | Carson Cooper vs Detroit Mercy (11/21/2025) |
| | 1.000 (4-4) | Jeremy Fears Jr. vs Kentucky (N) (11/18/2025) |



Michigan St. - Individual Game Highs

| | | |
|----------------------|----|--|
| REBOUNDS | 18 | Jaxon Kohler vs San Jose St. (11/13/2025) |
| | 16 | Carson Cooper vs Duke (12/06/2025) |
| ASSISTS | 17 | Jeremy Fears Jr. vs Maryland (01/24/2026) |
| | 15 | Jeremy Fears Jr. vs Illinois (02/07/2026) |
| STEALS | 5 | Jeremy Fears Jr. vs Colgate (11/03/2025) |
| | 4 | Jeremy Fears Jr. vs Michigan (01/30/2026) |
| | 4 | Carson Cooper vs San Jose St. (11/13/2025) |
| BLOCKED SHOTS | 4 | Carson Cooper at Oregon (01/20/2026) |
| | 3 | Cameron Ward vs Rutgers (03/05/2026) |
| | 3 | Carson Cooper vs Oakland (N) (12/20/2025) |
| | 3 | Jesse McCulloch vs Toledo (12/16/2025) |
| TURNOVERS | 6 | Jaxon Kohler vs Northwestern (01/08/2026) |
| | 5 | Carson Cooper vs Iowa (12/02/2025) |
| FOULS | 5 | Jaxon Kohler vs Ohio St. (02/22/2026) |
| | 5 | Cameron Ward vs UCLA (02/17/2026) |
| | 5 | Jordan Scott vs Illinois (02/07/2026) |
| | 5 | Jordan Scott vs Michigan (01/30/2026) |





Opponent - Game Highs

| | | |
|------------------------------|-------------|-----------------------------------|
| POINTS | 97 | Cornell (12/29/2025) |
| | 92 | at Wisconsin (02/13/2026) |
| | 90 | at Michigan (03/08/2026) |
| | 87 | Rutgers (03/05/2026) |
| | 83 | Michigan (01/30/2026) |
| FIELD GOALS MADE | 32 | Cornell (12/29/2025) |
| | 31 | Rutgers (03/05/2026) |
| FIELD GOAL ATTEMPTS | 71 | Illinois (02/07/2026) |
| | 70 | Cornell (12/29/2025) |
| FIELD GOAL PERCENTAGE | 491 (28-57) | at Purdue (02/26/2026) |
| | 491 (27-55) | at Michigan (03/08/2026) |
| 3 PT FG MADE | 15 | at Wisconsin (02/13/2026) |
| | 15 | Cornell (12/29/2025) |
| 3 PT FG ATTEMPTS | 44 | Cornell (12/29/2025) |
| | 37 | at Nebraska (01/02/2026) |
| 3 PT FG PERCENTAGE | 556 (10-18) | Rutgers (03/05/2026) |
| | 480 (12-25) | at Purdue (02/26/2026) |
| FREE THROWS MADE | 26 | at Michigan (03/08/2026) |
| | 23 | Michigan (01/30/2026) |
| FREE THROW ATTEMPTS | 31 | at Minnesota (02/04/2026) |
| | 29 | at Michigan (03/08/2026) |
| FREE THROW PERCENTAGE | 923 (12-13) | vs Oakland (N) (12/20/2025) |
| | 897 (26-29) | at Michigan (03/08/2026) |
| REBOUNDS | 44 | Duke (12/06/2025) |
| | 38 | at Wisconsin (02/13/2026) |
| | 38 | Illinois (02/07/2026) |
| ASSISTS | 23 | at Purdue (02/26/2026) |
| | 19 | Cornell (12/29/2025) |
| STEALS | 11 | Toledo (12/16/2025) |
| | 11 | Arkansas (11/08/2025) |
| BLOCKED SHOTS | 7 | at Michigan (03/08/2026) |
| | 7 | Michigan (01/30/2026) |
| TURNOVERS | 24 | vs East Carolina (N) (11/25/2025) |
| | 17 | Southern California (01/05/2026) |
| FOULS | 35 | Cornell (12/29/2025) |
| | 25 | Colgate (11/03/2025) |



Opponent - Individual Game Highs

| | | |
|---|---------------|---|
| POINTS | 32 | Bruce Thornton vs Ohio St. (02/22/2026) |
| | 29 | Lamar Wilkerson at Indiana (03/01/2026) |
| | 29 | Nick Boyd at Wisconsin (02/13/2026) |
| | 29 | Sonny Wilson vs Toledo (12/16/2025) |
| | 28 | Nick Martinelli vs Northwestern (01/08/2026) |
| FIELD GOALS MADE | 12 | Bruce Thornton vs Ohio St. (02/22/2026) |
| | 11 | Lamar Wilkerson at Indiana (03/01/2026) |
| FIELD GOAL ATTEMPTS | 22 | Bruce Thornton vs Ohio St. (02/22/2026) |
| | 21 | Lamar Wilkerson at Indiana (03/01/2026) |
| FIELD GOAL PERCENTAGE (min 5 made) | 857 (6-7) | Emmanuel Ojobole vs Rutgers (03/05/2026) |
| | 833 (5-6) | Christoph Tilly vs Ohio St. (02/22/2026) |
| | 833 (5-6) | Jalen Cox vs Colgate (11/03/2025) |
| 3 PT FG MADE | 6 | Rienk Mast at Nebraska (01/02/2026) |
| | 5 | Yaxel Lendeberg at Michigan (03/08/2026) |
| | 5 | Lamar Wilkerson at Indiana (03/01/2026) |
| | 5 | Nick Boyd at Wisconsin (02/13/2026) |
| | 5 | Lamar Wilkerson vs Indiana (01/13/2026) |
| 3 PT FG ATTEMPTS | 14 | Lamar Wilkerson at Indiana (03/01/2026) |
| | 13 | Rienk Mast at Nebraska (01/02/2026) |
| 3 PT FG PERCENTAGE (min 2 made) | 1.000 (3-3) | Ziare Wells vs Oakland (N) (12/20/2025) |
| | 1.000 (2-2) | Tuburu Naivalurua vs Oakland (N) (12/20/2025) |
| | 1.000 (2-2) | TJ Nadeau vs Detroit Mercy (11/21/2025) |
| | 1.000 (2-2) | Colby Garland vs San Jose St. (11/13/2025) |
| | 1.000 (2-2) | Jalen Cox vs Colgate (11/03/2025) |
| FREE THROWS MADE | 13 | Yaxel Lendeberg vs Michigan (01/30/2026) |
| | 11 | Yaphet Moundi vs San Jose St. (11/13/2025) |
| FREE THROW ATTEMPTS | 16 | Yaphet Moundi vs San Jose St. (11/13/2025) |
| | 15 | Yaxel Lendeberg vs Michigan (01/30/2026) |
| FREE THROW PERCENTAGE (min 3 made) | 1.000 (10-10) | Nick Martinelli vs Northwestern (01/08/2026) |
| | 1.000 (8-8) | John Blackwell at Wisconsin (02/13/2026) |
| | 1.000 (8-8) | Tariq Francis at Rutgers (01/27/2026) |
| | 1.000 (6-6) | Yaxel Lendeberg at Michigan (03/08/2026) |
| | 1.000 (5-5) | Tariq Francis vs Rutgers (03/05/2026) |
| | 1.000 (5-5) | Tucker DeVries at Indiana (03/01/2026) |
| | 1.000 (5-5) | Jamarques Lawrence at Nebraska (01/02/2026) |
| | 1.000 (5-5) | Reid Cason vs East Carolina (N) (11/25/2025) |
| | 1.000 (4-4) | Trent Perry vs UCLA (02/17/2026) |
| | 1.000 (4-4) | Morez Johnson Jr. vs Michigan (01/30/2026) |
| | 1.000 (4-4) | Tuburu Naivalurua vs Oakland (N) (12/20/2025) |
| | 1.000 (4-4) | Londan Praytor vs Toledo (12/16/2025) |
| | 1.000 (4-4) | Orlando Lovejoy vs Detroit Mercy (11/21/2025) |
| | 1.000 (4-4) | Meleek Thomas vs Arkansas (11/08/2025) |
| | 1.000 (3-3) | Tyler Blodeau vs UCLA (02/17/2026) |
| | 1.000 (3-3) | Jake Davis vs Illinois (02/07/2026) |
| | 1.000 (3-3) | Zoom Diallo at Washington (01/17/2026) |
| | 1.000 (3-3) | Josh Baldwin vs Cornell (12/29/2025) |
| | 1.000 (3-3) | Isaiah Evans vs Duke (12/06/2025) |
| REBOUNDS | 15 | Cameron Boozer vs Duke (12/06/2025) |
| | 12 | Yaxel Lendeberg vs Michigan (01/30/2026) |
| ASSISTS | 10 | Braden Smith at Purdue (02/26/2026) |
| | 9 | Tayton Conerway vs Indiana (01/13/2026) |



Opponent - Game Lows

| | | |
|------------------------------|--------------|------------------------------------|
| POINTS | 48 | Maryland (01/24/2026) |
| | 51 | Southern California (01/05/2026) |
| | 52 | at Oregon (01/20/2026) |
| | 52 | Iowa (12/02/2025) |
| | 56 | vs East Carolina (N) (11/25/2025) |
| | 56 | Detroit Mercy (11/21/2025) |
| FIELD GOALS MADE | 16 | vs East Carolina (N) (11/25/2025) |
| | 17 | Iowa (12/02/2025) |
| FIELD GOAL ATTEMPTS | 45 | Iowa (12/02/2025) |
| | 46 | at Minnesota (02/04/2026) |
| FIELD GOAL PERCENTAGE | .316 (18-57) | at Nebraska (01/02/2026) |
| | .327 (18-55) | Southern California (01/05/2026) |
| 3 PT FG MADE | 3 | at Washington (01/17/2026) |
| | 3 | Southern California (01/05/2026) |
| 3 PT FG ATTEMPTS | 15 | vs East Carolina (N) (11/25/2025) |
| | 17 | Southern California (01/05/2026) |
| 3 PT FG PERCENTAGE | 158 (3-19) | at Washington (01/17/2026) |
| | 174 (4-23) | vs North Carolina (N) (11/27/2025) |
| FREE THROWS MADE | 4 | Colgate (11/03/2025) |
| | 5 | at Oregon (01/20/2026) |
| FREE THROW ATTEMPTS | 6 | Colgate (11/03/2025) |
| | 8 | Detroit Mercy (11/21/2025) |
| FREE THROW PERCENTAGE | 455 (5-11) | at Oregon (01/20/2026) |
| | 545 (6-11) | Maryland (01/24/2026) |
| REBOUNDS | 18 | Iowa (12/02/2025) |
| | 19 | Indiana (01/13/2026) |
| ASSISTS | 8 | at Indiana (03/01/2026) |
| | 8 | vs East Carolina (N) (11/25/2025) |
| STEALS | 2 | at Michigan (03/08/2026) |
| | 2 | Michigan (01/30/2026) |
| BLOCKED SHOTS | 0 | Maryland (01/24/2026) |
| | 1 | Rutgers (03/05/2026) |
| | 1 | at Minnesota (02/04/2026) |
| | 1 | Cornell (12/29/2025) |
| | 1 | Iowa (12/02/2025) |
| | 1 | San Jose St. (11/13/2025) |
| TURNOVERS | 4 | Illinois (02/07/2026) |
| | 4 | Toledo (12/16/2025) |
| FOULS | 11 | at Oregon (01/20/2026) |
| | 11 | vs East Carolina (N) (11/25/2025) |



Michigan St. - Individual Game Highs

| | | |
|----------------------|----|--|
| REBOUNDS | 18 | Jaxon Kohler vs San Jose St. (11/13/2025) |
| | 16 | Carson Cooper vs Duke (12/06/2025) |
| ASSISTS | 17 | Jeremy Fears Jr. vs Maryland (01/24/2026) |
| | 15 | Jeremy Fears Jr. vs Illinois (02/07/2026) |
| STEALS | 5 | Jeremy Fears Jr. vs Colgate (11/03/2025) |
| | 4 | Jeremy Fears Jr. vs Michigan (01/30/2026) |
| | 4 | Carson Cooper vs San Jose St. (11/13/2025) |
| BLOCKED SHOTS | 4 | Carson Cooper at Oregon (01/20/2026) |
| | 3 | Cameron Ward vs Rutgers (03/05/2026) |
| | 3 | Carson Cooper vs Oakland (N) (12/20/2025) |
| | 3 | Jesse McCulloch vs Toledo (12/16/2025) |
| TURNOVERS | 6 | Jaxon Kohler vs Northwestern (01/08/2026) |
| | 5 | Carson Cooper vs Iowa (12/02/2025) |
| FOULS | 5 | Jaxon Kohler vs Ohio St. (02/22/2026) |
| | 5 | Cameron Ward vs UCLA (02/17/2026) |
| | 5 | Jordan Scott vs Illinois (02/07/2026) |
| | 5 | Jordan Scott vs Michigan (01/30/2026) |



GAME-BY-GAME STARTING LINEUPS

BASKETBALL



| Opponent | Guard | Guard | Forward | Forward | Center | Record w/ |
|----------------------------|------------------|------------------|-----------|--------------|---------------|-----------|
| BOWLING GREEN | Jeremy Fears Jr. | Kur Teng | Coen Carr | Jaxon Kohler | Carson Cooper | |
| at UConn | Jeremy Fears Jr. | Kur Teng | Coen Carr | Jaxon Kohler | Carson Cooper | |
| COLGATE | Jeremy Fears Jr. | Kur Teng | Coen Carr | Jaxon Kohler | Carson Cooper | 1-0 |
| ARKANSAS | Jeremy Fears Jr. | Trey Fort | Coen Carr | Jaxon Kohler | Carson Cooper | 1-0 |
| SAN JOSE STATE | Jeremy Fears Jr. | Trey Fort | Coen Carr | Jaxon Kohler | Carson Cooper | 2-0 |
| vs. Kentucky | Jeremy Fears Jr. | Trey Fort | Coen Carr | Jaxon Kohler | Carson Cooper | 3-0 |
| DETROIT MERCY | Jeremy Fears Jr. | Trey Fort | Coen Carr | Jaxon Kohler | Carson Cooper | 4-0 |
| vs. East Carolina | Jeremy Fears Jr. | Trey Fort | Coen Carr | Jaxon Kohler | Carson Cooper | 5-0 |
| vs. North Carolina | Jeremy Fears Jr. | Trey Fort | Coen Carr | Jaxon Kohler | Carson Cooper | 6-0 |
| IOWA | Jeremy Fears Jr. | Kur Teng | Coen Carr | Jaxon Kohler | Carson Cooper | 2-0 |
| DUKE | Jeremy Fears Jr. | Kur Teng | Coen Carr | Jaxon Kohler | Carson Cooper | 2-1 |
| at Penn State | Jeremy Fears Jr. | Divine Ugochukwu | Coen Carr | Jaxon Kohler | Carson Cooper | 1-0 |
| TOLEDO | Jeremy Fears Jr. | Divine Ugochukwu | Coen Carr | Jaxon Kohler | Carson Cooper | 2-0 |
| OAKLAND | Jeremy Fears Jr. | Divine Ugochukwu | Coen Carr | Jaxon Kohler | Carson Cooper | 3-0 |
| CORNELL | Jeremy Fears Jr. | Divine Ugochukwu | Coen Carr | Jaxon Kohler | Carson Cooper | 4-0 |
| at Nebraska | Jeremy Fears Jr. | Kur Teng | Coen Carr | Jaxon Kohler | Carson Cooper | 2-2 |
| USC | Jeremy Fears Jr. | Divine Ugochukwu | Coen Carr | Jaxon Kohler | Carson Cooper | 5-0 |
| NORTHWESTERN | Jeremy Fears Jr. | Divine Ugochukwu | Coen Carr | Jaxon Kohler | Carson Cooper | 6-0 |
| INDIANA | Jeremy Fears Jr. | Divine Ugochukwu | Coen Carr | Jaxon Kohler | Carson Cooper | 7-0 |
| at Washington | Jeremy Fears Jr. | Divine Ugochukwu | Coen Carr | Jaxon Kohler | Carson Cooper | 8-0 |
| at Oregon | Jeremy Fears Jr. | Divine Ugochukwu | Coen Carr | Jaxon Kohler | Carson Cooper | 9-0 |
| MARYLAND | Jeremy Fears Jr. | Divine Ugochukwu | Coen Carr | Jaxon Kohler | Carson Cooper | 10-0 |
| at Rutgers | Jeremy Fears Jr. | Divine Ugochukwu | Coen Carr | Jaxon Kohler | Carson Cooper | 11-0 |
| MICHIGAN | Jeremy Fears Jr. | Divine Ugochukwu | Coen Carr | Jaxon Kohler | Carson Cooper | 11-1 |
| at Minnesota | Jeremy Fears Jr. | Jordan Scott | Coen Carr | Jaxon Kohler | Carson Cooper | 0-1 |
| ILLINOIS | Jeremy Fears Jr. | Jordan Scott | Coen Carr | Jaxon Kohler | Carson Cooper | 1-1 |
| at Wisconsin | Jeremy Fears Jr. | Jordan Scott | Coen Carr | Jaxon Kohler | Carson Cooper | 1-2 |
| UCLA | Jeremy Fears Jr. | Jordan Scott | Coen Carr | Jaxon Kohler | Carson Cooper | 2-2 |
| OHIO STATE | Jeremy Fears Jr. | Jordan Scott | Coen Carr | Jaxon Kohler | Carson Cooper | 3-2 |
| at Purdue | Jeremy Fears Jr. | Jordan Scott | Coen Carr | Jaxon Kohler | Carson Cooper | 4-2 |
| at Indiana | Jeremy Fears Jr. | Jordan Scott | Coen Carr | Jaxon Kohler | Carson Cooper | 5-2 |
| RUTGERS | Jeremy Fears Jr. | Jordan Scott | Coen Carr | Jaxon Kohler | Carson Cooper | 6-2 |
| at Michigan | Jeremy Fears Jr. | Jordan Scott | Coen Carr | Jaxon Kohler | Carson Cooper | 6-3 |
| vs. UCLA/Rutgers/Minnesota | | | | | | |

GAME-BY-GAME INFO

SPARTANS



| Opponent | Points Leader | Rebounds Leader | Assists Leader | Attendance | FG% |
|----------------------------|------------------------------------|-----------------------------|---------------------------------------|------------|-------|
| BOWLING GREEN | Coen Carr – 17 | Jaxon Kohler – 10 | Jeremy Fears Jr. – 9 | 14,797 | 41.5% |
| at UConn | Jeremy Fears Jr. – 14 | Jaxon Kohler – 12 | Jeremy Fears Jr. – 6 | 15,495 | 39.1% |
| COLGATE | Jaxon Kohler – 16 | Jaxon Kohler – 15 | Jeremy Fears Jr. – 10 | 14,797 | 41.7% |
| ARKANSAS | Cam Ward – 18 | Cam Ward – 10 | Jeremy Fears Jr. – 9 | 14,797 | 41.0% |
| SAN JOSE STATE | Kohler, Cooper – 17 | Jaxon Kohler – 18 | Jeremy Fears Jr. – 9 | 14,797 | 48.3% |
| vs. Kentucky | Jaxon Kohler – 20 | Carr, Cooper, Fears Jr. – 6 | Jeremy Fears Jr. – 13 | 19,327 | 50.0% |
| DETROIT MERCY | Jeremy Fears Jr. – 18 | Coen Carr – 7 | Jeremy Fears Jr. – 11 | 14,797 | 45.9% |
| vs. East Carolina | Kohler, Ugochukwu – 16 | Carson Cooper – 9 | Jeremy Fears Jr. – 10 | 3,500 | 50.7% |
| vs. North Carolina | Jeremy Fears Jr. – 19 | Jaxon Kohler – 10 | Jeremy Fears Jr. – 7 | 3,500 | 51.7% |
| IOWA | Coen Carr – 15 | Jaxon Kohler – 11 | Jeremy Fears Jr. – 6 | 14,797 | 50.0% |
| DUKE | Carson Cooper – 16 | Carson Cooper – 16 | Jeremy Fears Jr. – 13 | 14,797 | 31.8% |
| at Penn State | Divine Ugochukwu – 23 | Jaxon Kohler – 12 | Jeremy Fears Jr. – 9 | 7,091 | 46.2% |
| TOLEDO | Jaxon Kohler – 16 | Jaxon Kohler – 13 | Jeremy Fears Jr. – 8 | 14,797 | 50.7% |
| OAKLAND | Coen Carr – 22 | Jaxon Kohler – 13 | Jeremy Fears Jr., Kur Teng – 5 | 15,789 | 45.9% |
| CORNELL | Jeremy Fears Jr. – 21 | Jaxon Kohler – 10 | Jeremy Fears Jr. – 11 | 14,797 | 55.4% |
| at Nebraska | Jaxon Kohler – 19 | Jaxon Kohler – 11 | Jeremy Fears Jr. – 7 | 14,841 | 34.0% |
| USC | Coen Carr – 18 | Jaxon Kohler – 8 | Jeremy Fears Jr. – 7 | 14,797 | 50.0% |
| NORTHWESTERN | Carson Cooper – 18 | Carson Cooper – 9 | Jeremy Fears Jr. Divine Ugochukwu – 5 | 14,797 | 49.0% |
| INDIANA | Jeremy Fears Jr. – 23 | Jaxon Kohler – 10 | Jeremy Fears Jr. – 10 | 14,797 | 50.0% |
| at Washington | Jeremy Fears Jr. – 19 | Kohler, Ward – 7 | Jeremy Fears Jr. – 5 | 7,882 | 47.7% |
| at Oregon | Carson Cooper – 19 | Coen Carr – 8 | Jeremy Fears Jr. – 5 | 6,634 | 57.1% |
| MARYLAND | Jeremy Fears Jr. – 17 | Cooper, Kohler – 8 | Jeremy Fears Jr. – 17 | 14,797 | 60.7% |
| at Rutgers | Jeremy Fears Jr. – 29 | Carson Cooper – 14 | Jeremy Fears Jr. – 9 | 8,000 | 49.1% |
| MICHIGAN | Jeremy Fears Jr. – 31 | Coen Carr – 7 | Jeremy Fears Jr. – 7 | 14,797 | 36.7% |
| at Minnesota | Coen Carr – 16 | Jaxon Kohler – 9 | Jeremy Fears Jr. – 11 | 8,994 | 44.8% |
| ILLINOIS | Jeremy Fears Jr. – 26 | Jaxon Kohler – 16 | Jeremy Fears Jr. – 15 | 14,797 | 43.3% |
| at Wisconsin | Coen Carr – 19 | Carson Cooper – 8 | Jeremy Fears Jr. – 12 | 16,838 | 36.4% |
| UCLA | Coen Carr, Jeremy Fears Jr. – 16 | Jaxon Kohler – 10 | Jeremy Fears Jr. – 10 | 14,797 | 52.7% |
| OHIO STATE | Carson Cooper – 20 | Carson Cooper – 11 | Jeremy Fears Jr. – 8 | 14,797 | 40.0% |
| at Purdue | Carson Cooper – 15 | Carson Cooper – 6 | Jeremy Fears Jr. – 6 | 14,876 | 52.7% |
| at Indiana | Jeremy Fears Jr. Jaxon Kohler – 21 | Jaxon Kohler – 13 | Jeremy Fears Jr. – 9 | 17,222 | 49.0% |
| RUTGERS | Coen Carr, Jeremy Fears Jr. – 21 | Cam Ward – 9 | Jeremy Fears Jr. – 8 | 14,797 | 58.5% |
| at Michigan | Jaxon Kohler – 23 | Jaxon Kohler – 8 | Jeremy Fears Jr. – 9 | 12,707 | 44.6% |
| vs. UCLA/Rutgers/Minnesota | | | | | |

SPECIALTY STATS

SPARTANS



| Opponent | Points off TO (MSU-Opp.) | Points In Paint (MSU-Opp.) | 2nd Chance Points (MSU-Opp.) | Fast Break Points (MSU-Opp.) | Bench Points (MSU-Opp.) | Largest Lead | Largest Deficit | Lead Changes | Ties |
|----------------------------|-----------------------------|-------------------------------|---------------------------------|---------------------------------|----------------------------|-----------------|--------------------|-----------------|------|
| BOWLING GREEN | 13-3 | 34-30 | 6-13 | 24-9 | 19-11 | 13 | 5 | 5 | 6 |
| at UConn | 11-16 | 28-26 | 13-17 | 12-4 | 20-23 | 0 | 19 | 0 | 0 |
| COLGATE | 16-14 | 28-30 | 20-3 | 20-14 | 22-8 | 15 | 3 | 1 | 2 |
| ARKANSAS | 10-17 | 46-28 | 18-12 | 14-18 | 26-20 | 8 | 5 | 12 | 5 |
| SAN JOSE STATE | 9-6 | 34-20 | 15-7 | 24-8 | 20-0 | 23 | - | 0 | 0 |
| vs. Kentucky | 15-17 | 30-24 | 8-6 | 8-16 | 34-22 | 24 | 5 | 7 | 2 |
| DETROIT MERCY | 18-10 | 34-24 | 22-5 | 16-9 | 23-18 | 28 | 0 | 0 | 0 |
| vs. East Carolina | 31-9 | 36-12 | 17-5 | 23-7 | 35-16 | 43 | 0 | 0 | 1 |
| vs. North Carolina | 7-7 | 46-34 | 12-6 | 11-16 | 20-5 | 16 | 7 | 10 | 2 |
| IOWA | 15-18 | 34-18 | 21-4 | 6-12 | 20-19 | 24 | 5 | 1 | 2 |
| DUKE | 10-4 | 26-24 | 10-8 | 17-6 | 14-11 | 6 | 5 | 12 | 5 |
| at Penn State | 4-25 | 24-34 | 13-10 | 4-12 | 22-42 | 10 | 9 | 6 | 7 |
| TOLEDO | 11-11 | 40-16 | 17-5 | 36-16 | 37-15 | 33 | 0 | 0 | 0 |
| OAKLAND | 22-11 | 42-26 | 16-5 | 12-8 | 27-3 | 12 | 7 | 8 | 7 |
| CORNELL | 14-12 | 42-32 | 15-6 | 33-15 | 42-38 | 26 | 11 | 7 | 8 |
| at Nebraska | 11-6 | 10-10 | 9-7 | 6-0 | 3-10 | 9 | 4 | 14 | 11 |
| USC | 16-6 | 30-26 | 6-5 | 25-5 | 21-9 | 5 | 29 | 1 | 0 |
| NORTHWESTERN | 13-17 | 32-30 | 16-10 | 15-19 | 19-22 | 10 | 8 | 10 | 5 |
| INDIANA | 31-23 | 32-22 | 9-5 | 25-12 | 27-15 | 7 | 26 | 6 | 4 |
| at Washington | 15-6 | 32-42 | 15-6 | 10-9 | 31-7 | 2 | 20 | 11 | 1 |
| at Oregon | 12-12 | 30-20 | 8-7 | 10-2 | 11-17 | 18 | 3 | 7 | 3 |
| MARYLAND | 18-4 | 38-16 | 15-6 | 31-0 | 28-13 | 43 | 0 | 0 | 0 |
| at Rutgers | 8-19 | 38-22 | 18-7 | 14-12 | 13-39 | 12 | 9 | 6 | 6 |
| MICHIGAN | 19-10 | 32-26 | 6-14 | 18-15 | 12-20 | 2 | 18 | 2 | 3 |
| at Minnesota | 7-11 | 30-24 | 15-3 | 9-0 | 23-0 | - | 16 | 0 | 1 |
| ILLINOIS | 5-4 | 36-30 | 12-12 | 22-0 | 21-13 | 6 | 9 | 16 | 12 |
| at Wisconsin | 7-21 | 14-28 | 6-19 | 24-10 | 16-21 | - | 24 | 0 | 1 |
| UCLA | 16-17 | 20-20 | 7-6 | 10-2 | 18-17 | 31 | 4 | 5 | 1 |
| OHIO STATE | 4-8 | 26-34 | 16-5 | 9-5 | 9-11 | 10 | 6 | 4 | 6 |
| at Purdue | 19-5 | 40-32 | 6-16 | 10-4 | 21-28 | 8 | 7 | 12 | 7 |
| at Indiana | 10-14 | 20-24 | 12-8 | 7-2 | 22-0 | 13 | 0 | 0 | 0 |
| RUTGERS | 9-15 | 46-34 | 13-8 | 24-20 | 15-23 | 19 | 4 | 6 | 3 |
| at Michigan | 10-14 | 40-30 | 9-7 | 11-7 | 8-29 | 5 | 11 | 5 | 5 |
| vs. UCLA/Rutgers/Minnesota | | | | | | | | | |

DUNK TRACKER

SPARTANS



| Opponent | Kohler | Carr | Cooper | Ward | Fort | McCulloch | Fears | Scott | Total |
|----------------------------|----------|-----------|-----------|-----------|----------|-----------|----------|----------|------------|
| BOWLING GREEN | 1 | 4 | 1 | - | - | - | - | - | 6 |
| at UConn | - | - | 2 | - | 0 | - | - | - | 2 |
| COLGATE | - | 3 | 1 | - | - | - | - | - | 4 |
| ARKANSAS | - | 1 | 2 | 4 | - | - | - | - | 7 |
| SAN JOSE STATE | - | 4 | 2 | 1 | - | - | - | - | 7 |
| vs. Kentucky | - | 1 | - | 2 | - | - | - | - | 3 |
| DETROIT MERCY | 1 | 1 | 3 | 1 | - | - | - | - | 6 |
| vs. East Carolina | - | 2 | 2 | 1 | 1 | - | - | - | 6 |
| vs. North Carolina | - | 3 | 1 | - | - | - | - | - | 4 |
| IOWA | - | 3 | 1 | - | - | - | - | - | 4 |
| DUKE | - | 1 | 3 | - | 1 | - | - | - | 5 |
| at Penn State | 2 | 1 | 1 | - | - | - | - | - | 4 |
| TOLEDO | - | 2 | - | - | - | 2 | - | - | 4 |
| OAKLAND | - | - | 4 | - | - | - | - | - | 4 |
| CORNELL | - | 3 | 1 | 1 | - | 1 | - | - | 6 |
| at Nebraska | - | 1 | - | - | - | - | - | - | 1 |
| USC | - | 2 | 1 | 1 | - | - | - | - | 4 |
| NORTHWESTERN | - | 2 | 1 | - | - | - | - | - | 3 |
| INDIANA | - | 1 | 1 | - | - | - | 1 | - | 3 |
| at Washington | - | 1 | 2 | - | - | - | - | - | 3 |
| at Oregon | - | - | - | - | - | - | - | - | 0 |
| MARYLAND | - | 2 | 2 | 3 | - | - | - | - | 7 |
| at Rutgers | - | 1 | 3 | - | - | - | - | - | 4 |
| MICHIGAN | - | 2 | 3 | - | - | - | - | - | 5 |
| at Minnesota | - | 3 | - | 1 | - | - | - | - | 4 |
| ILLINOIS | - | 3 | 1 | 1 | - | - | - | - | 5 |
| at Wisconsin | - | 2 | 1 | 1 | - | - | - | - | 4 |
| UCLA | - | 2 | - | 1 | - | - | - | - | 2 |
| OHIO STATE | - | 1 | 1 | 1 | - | - | - | - | 3 |
| at Purdue | - | 3 | 1 | 2 | - | - | - | - | 6 |
| at Indiana | - | 1 | - | - | - | - | - | - | 1 |
| RUTGERS | - | 3 | 1 | 2 | - | - | - | 1 | 7 |
| at Michigan | - | 2 | 4 | - | - | - | - | - | 6 |
| vs. UCLA/Rutgers/Minnesota | | | | | | | | | |
| Totals | 3 | 57 | 43 | 24 | 2 | 3 | 1 | 1 | 131 |

GAME-BY-GAME COMPARISON...

SPARTANS



| | 1st | 2nd | OT | Total | FG-A | Pct. | 3FG-A | Pct. | FT-A | Pct. | Off-Def-Tot | PF | A | TO | BLK | ST |
|--------------------------|-----------|-----------|-----------|------------|--------------|-------------|--------------|-------------|--------------|-------------|-----------------|-----------|-----------|-----------|-----------|-----------|
| COLGATE | 34 | 35 | - | 69 | 27-57 | .474 | 11-29 | .379 | 4-6 | .667 | 3-22-25 | 25 | 14 | 13 | 2 | 6 |
| at Michigan State | 37 | 43 | - | 70 | 25-60 | .417 | 6-21 | .286 | 24-37 | .649 | 19-28-47 | 13 | 18 | 10 | 3 | 8 |
| ARKANSAS | 39 | 27 | - | 66 | 22-56 | .393 | 7-28 | .250 | 15-23 | .652 | 13-20-33 | 21 | 16 | 14 | 6 | 11 |
| at Michigan State | 36 | 33 | - | 69 | 25-61 | .410 | 1-14 | .071 | 18-26 | .692 | 19-26-45 | 15 | 18 | 14 | 4 | 7 |
| SAN JOSE STATE | 23 | 37 | - | 60 | 20-56 | .357 | 8-27 | .296 | 12-18 | .667 | 7-19-26 | 21 | 10 | 9 | 1 | 6 |
| at Michigan State | 46 | 33 | - | 79 | 28-58 | .483 | 6-25 | .240 | 17-25 | .680 | 13-32-45 | 17 | 25 | 9 | 6 | 7 |
| Michigan State | 44 | 39 | - | 83 | 32-64 | .500 | 11-22 | .500 | 8-10 | .800 | 10-32-42 | 17 | 25 | 13 | 4 | 5 |
| vs. Kentucky | 27 | 39 | - | 66 | 20-57 | .351 | 7-30 | .233 | 19-22 | .864 | 6-22-28 | 15 | 13 | 9 | 6 | 7 |
| DETROIT MERCY | 25 | 31 | - | 56 | 22-60 | .367 | 5-20 | .250 | 7-8 | .875 | 11-20-31 | 21 | 9 | 15 | 2 | 7 |
| at Michigan State | 41 | 43 | - | 84 | 28-61 | .459 | 8-27 | .296 | 20-26 | .769 | 16-26-42 | 13 | 18 | 12 | 5 | 8 |
| Michigan State | 47 | 42 | - | 89 | 34-67 | .507 | 13-28 | .464 | 8-12 | .667 | 13-25-38 | 22 | 23 | 11 | 8 | 13 |
| vs. East Carolina | 24 | 32 | - | 56 | 16-48 | .333 | 6-15 | .400 | 18-26 | .692 | 11-23-34 | 11 | 8 | 24 | 3 | 9 |
| Michigan State | 33 | 41 | - | 74 | 31-60 | .517 | 5-10 | .500 | 7-9 | .778 | 12-25-37 | 17 | 14 | 10 | 4 | 2 |
| vs. North Carolina | 28 | 30 | - | 58 | 21-55 | .382 | 4-23 | .174 | 12-17 | .706 | 12-18-30 | 14 | 9 | 8 | 2 | 5 |
| IOWA | 21 | 31 | - | 52 | 17-45 | .378 | 7-23 | .304 | 11-17 | .647 | 6-12-18 | 22 | 11 | 11 | 1 | 7 |
| at Michigan State | 35 | 36 | - | 71 | 23-46 | .500 | 3-12 | .250 | 22-25 | .880 | 13-24-37 | 19 | 13 | 14 | 3 | 4 |
| DUKE | 31 | 35 | - | 36 | 21-55 | .382 | 9-29 | .310 | 15-23 | .652 | 10-34-44 | 18 | 12 | 8 | 4 | 5 |
| at Michigan State | 34 | 26 | - | 60 | 21-66 | .318 | 8-22 | .364 | 10-14 | .714 | 13-30-43 | 15 | 18 | 5 | 5 | 5 |
| Michigan State | 36 | 40 | - | 76 | 24-52 | .462 | 10-18 | .556 | 18-21 | .857 | 11-29-40 | 13 | 14 | 17 | 3 | 6 |
| Penn State | 39 | 33 | - | 72 | 28-66 | .424 | 8-29 | .276 | 8-9 | .889 | 9-18-27 | 18 | 14 | 9 | 4 | 10 |
| TOLEDO | 28 | 41 | - | 69 | 23-64 | .359 | 10-27 | .370 | 13-17 | .765 | 6-18-24 | 15 | 12 | 4 | 2 | 11 |
| at Michigan State | 58 | 34 | - | 92 | 37-67 | .507 | 10-23 | .435 | 14-19 | .737 | 18-36-54 | 17 | 26 | 15 | 7 | 3 |
| Oakland | 36 | 34 | - | 70 | 24-56 | .429 | 10-22 | .455 | 12-13 | .923 | 6-20-26 | 21 | 15 | 12 | 3 | 8 |
| at Michigan State | 39 | 40 | - | 79 | 28-61 | .459 | 6-22 | .273 | 17-23 | .739 | 15-27-42 | 16 | 19 | 11 | 11 | 4 |
| CORNELL | 53 | 44 | - | 97 | 32-70 | .457 | 15-44 | .341 | 18-23 | .783 | 9-24-33 | 35 | 19 | 12 | 1 | 7 |
| at Michigan State | 55 | 59 | - | 114 | 36-65 | .554 | 13-28 | .464 | 29-43 | .674 | 15-30-45 | 20 | 30 | 12 | 2 | 6 |
| Michigan State | 33 | 23 | - | 56 | 17-50 | .340 | 10-28 | .357 | 12-16 | .750 | 11-34-45 | 14 | 12 | 19 | 4 | 5 |
| at Nebraska | 33 | 25 | - | 58 | 18-57 | .316 | 13-37 | .351 | 9-13 | .692 | 8-23-31 | 16 | 15 | 8 | 5 | 7 |
| USC | 17 | 34 | - | 51 | 18-55 | .327 | 3-17 | .176 | 12-16 | .750 | 8-22-30 | 17 | 10 | 17 | 3 | 6 |
| at Michigan State | 33 | 47 | - | 80 | 30-60 | .500 | 7-22 | .318 | 13-18 | .722 | 10-29-39 | 14 | 16 | 12 | 6 | 9 |
| NORTHWESTERN | 35 | 31 | - | 66 | 22-58 | .379 | 6-26 | .231 | 16-20 | .800 | 8-17-25 | 24 | 14 | 6 | 2 | 9 |
| at Michigan State | 28 | 48 | - | 76 | 24-49 | .490 | 5-18 | .278 | 23-33 | .697 | 11-31-42 | 14 | 17 | 15 | 2 | 3 |
| INDIANA | 32 | 28 | - | 60 | 21-49 | .429 | 10-31 | .323 | 8-11 | .727 | 5-14-19 | 21 | 17 | 14 | 2 | 8 |
| at Michigan State | 39 | 42 | - | 81 | 27-53 | .509 | 8-26 | .308 | 19-24 | .792 | 13-24-37 | 17 | 17 | 15 | 2 | 8 |
| Michigan State | 39 | 41 | - | 80 | 31-65 | .477 | 6-19 | .316 | 12-18 | .667 | 13-26-39 | 11 | 14 | 5 | 6 | 3 |
| at Washington | 31 | 32 | - | 63 | 25-53 | .472 | 3-19 | .158 | 10-13 | .769 | 3-25-28 | 15 | 15 | 12 | 4 | 3 |
| Michigan State | 28 | 40 | - | 68 | 28-49 | .571 | 7-20 | .350 | 5-9 | .556 | 6-25-31 | 10 | 16 | 12 | 7 | 3 |
| at Oregon | 26 | 26 | - | 52 | 20-51 | .392 | 7-20 | .350 | 5-11 | .455 | 7-17-24 | 11 | 10 | 10 | 4 | 6 |
| MARYLAND | 23 | 25 | - | 48 | 18-54 | .333 | 6-26 | .231 | 6-11 | .545 | 9-15-24 | 16 | 10 | 11 | 0 | 4 |
| at Michigan State | 46 | 45 | - | 91 | 34-56 | .607 | 9-19 | .474 | 14-19 | .737 | 9-26-35 | 11 | 25 | 8 | 3 | 5 |
| Michigan State | 28 | 45 | 15 | 88 | 28-57 | .491 | 8-22 | .364 | 24-26 | .923 | 13-32-45 | 19 | 18 | 15 | 4 | 1 |
| at Rutgers | 37 | 36 | 6 | 79 | 25-62 | .403 | 10-27 | .370 | 19-23 | .826 | 6-16-22 | 21 | 11 | 5 | 2 | 8 |
| MICHIGAN | 42 | 41 | - | 83 | 26-59 | .441 | 8-21 | .381 | 23-26 | .885 | 11-25-36 | 21 | 14 | 13 | 7 | 2 |
| at Michigan State | 26 | 45 | - | 71 | 22-60 | .367 | 4-23 | .174 | 23-27 | .852 | 15-21-36 | 22 | 14 | 14 | 5 | 7 |
| Michigan State | 21 | 52 | - | 73 | 26-58 | .448 | 9-24 | .375 | 12-17 | .706 | 13-26-39 | 21 | 22 | 9 | 1 | 5 |
| at Minnesota | 32 | 44 | - | 76 | 22-46 | .478 | 10-21 | .476 | 22-31 | .710 | 3-20-23 | 14 | 17 | 6 | 1 | 4 |
| ILLINOIS | 39 | 32 | 11 | 82 | 26-71 | .366 | 10-36 | .278 | 20-24 | .833 | 15-23-38 | 21 | 13 | 4 | 5 | 5 |
| at Michigan State | 35 | 36 | 14 | 85 | 29-67 | .433 | 7-24 | .292 | 20-23 | .870 | 15-33-48 | 19 | 18 | 8 | 4 | 3 |
| Michigan State | 34 | 37 | - | 71 | 24-66 | .364 | 8-27 | .296 | 15-16 | .938 | 14-24-38 | 18 | 13 | 9 | 2 | 4 |
| at Wisconsin | 51 | 41 | - | 92 | 30-62 | .484 | 15-35 | .429 | 17-23 | .739 | 11-27-38 | 15 | 14 | 6 | 3 | 6 |
| UCLA | 23 | 36 | - | 59 | 21-57 | .368 | 8-25 | .320 | 9-12 | .750 | 9-18-27 | 18 | 11 | 11 | 4 | 6 |
| at Michigan State | 43 | 39 | - | 82 | 29-55 | .527 | 14-27 | .519 | 10-11 | .909 | 8-29-37 | 19 | 21 | 14 | 5 | 5 |
| OHIO STATE | 26 | 34 | - | 60 | 23-52 | .442 | 4-22 | .182 | 10-17 | .588 | 4-22-26 | 21 | 9 | 5 | 2 | 5 |
| at Michigan State | 23 | 43 | - | 66 | 22-55 | .400 | 4-15 | .267 | 18-25 | .720 | 15-28-43 | 17 | 18 | 9 | 2 | 2 |
| Michigan State | 36 | 40 | - | 76 | 29-55 | .527 | 6-19 | .316 | 12-16 | .750 | 6-19-25 | 13 | 15 | 6 | 1 | 6 |
| at Purdue | 39 | 35 | - | 74 | 28-57 | .491 | 12-25 | .480 | 6-9 | .667 | 8-19-27 | 15 | 23 | 9 | 3 | 3 |
| Michigan State | 45 | 32 | - | 77 | 25-51 | .490 | 12-24 | .500 | 15-19 | .789 | 10-25-35 | 14 | 15 | 9 | 3 | 2 |
| at Indiana | 37 | 27 | - | 64 | 22-56 | .393 | 10-35 | .286 | 10-13 | .769 | 8-19-27 | 17 | 8 | 7 | 3 | 4 |
| RUTGERS | 30 | 57 | - | 87 | 31-65 | .477 | 10-18 | .556 | 15-19 | .789 | 8-13-21 | 21 | 16 | 8 | 1 | 9 |
| at Michigan State | 31 | 60 | - | 91 | 31-53 | .585 | 4-12 | .333 | 25-30 | .833 | 12-26-38 | 15 | 19 | 15 | 7 | 4 |
| Michigan State | 41 | 39 | - | 80 | 29-65 | .446 | 6-18 | .333 | 16-20 | .800 | 10-22-32 | 22 | 16 | 7 | 3 | 5 |
| at Michigan | 42 | 48 | - | 90 | 27-55 | .491 | 10-22 | .455 | 26-29 | .897 | 8-27-35 | 17 | 12 | 10 | 7 | 2 |



SCORING

Player scored 30 points:

Jeremy Fears Jr. vs. Michigan (1/30/26) scored 31 points

Player scored 35 points:

Tyson Walker vs. James Madison (11/6/23) scored 35 points

Player scored 40 points:

Adreian Payne vs. Delaware (3/20/14) scored 41 points

Player scored 45 points:

Scott Skiles vs. Minnesota (1/18/86) scored 45 points

Scored 20 points in a half:

Tyson Walker at Indiana (3/10/24) scored 20 in the second half

Scored 20 points in three straight games:

Jeremy Fears Jr. (21 at Indiana – 3/1/26, 21 vs. Rutgers – 3/5/26, 22 at Michigan, 3/8/26)

Scored 20 points in four straight games:

Cassius Winston (21 vs. Eastern Michigan – 12/21/19, 21 vs. Illinois – 1/2/20, 32 vs. Michigan – 1/5/20, 27 vs. Minnesota – 1/9/20)

Scored 20 points in five straight games:

Cassius Winston (21 at Northwestern – 12/18/19, 21 vs. Eastern Michigan – 12/21/19, 21 vs. Illinois – 1/2/20, 32 vs. Michigan – 1/5/20, 27 vs. Minnesota – 1/9/20)

Three players with 20 points:

12/21/2005 at UW-Green Bay (Shannon Brown – 26 pts., Maurice Ager – 25 pts., Paul Davis – 25 pts.)

Five players in double figures:

3/6/25 at Iowa – (Jase Richardson – 22; Jaden Akins – 15; Jaxon Kohler – 15; Jeremy Fears Jr – 14; Tre Holloman – 11)

Six players in double figures:

12/29/25 vs. Cornell (Jeremy Fears Jr. – 21, Coen Carr – 19, Trey Fort – 14, Divine Ugochukwu – 12, Jaxon Kohler – 11, Kur Teng – 10)

Seven players in double figures:

11/16/24 vs. Bowling Green (Jaden Akins – 13; Carson Cooper – 12; Frankie Fidler – 12; Tre Holloman – 11; Coen Carr – 11; Jeremy Fears Jr. – 10; Jaxon Kohler – 10)

Team scored 100 points:

114 points vs. Cornell (12/29/25)

Team scored 100 points in regulation:

114 points vs. Cornell (12/29/25)

Team scored 100 points/Big Ten game:

106 points at Iowa (OT) (2/25/23)

Team scored 100 points/Big Ten game in regulation:

103 points vs. Indiana (3/2/08)

Team scored less than 20 points in a half:

17 at Maryland (second half) (1/21/24)

Team scored less than 15 points in a half:

14 vs. Maryland (12/30/14)

Team scored less than 50 points in a game:

42 at Purdue (1/12/20)

Team scored less than 40 points in a game:

37 points at Rutgers (1/28/21)

36 points vs. Iowa (1/12/08)

FIELD GOALS

Player made 10 field goals:

Jaxon Kohler made 10-of-13 field goals at Michigan (3/8/26)

Player made 15 field goals:

Shawn Respert vs. Iowa (3/8/95) made 15 field goals

Player made 20 field goals:

Scott Skiles vs. Minnesota (1/18/86) made 20 field goals

Player attempted 20 field goals:

Jeremy Fears Jr. vs. Michigan (1/30/26) attempted 20 field goals

Player shot 1.000 pct from the field (min. 10 attempts):

Nick Ward vs. Iowa (12/3/2018) went 10-of-10

Team shot 60 percent in a half:

.645 (20-of-31) in the second half vs. Rutgers (3/5/26)

Team shot 70 percent in a half:

.765 (13-of-17) in the second half at Ohio State (1/5/19)

Team shot 60 percent in both halves:

12/16/23 vs. Baylor (.630 – .636)

Team shot 60 percent in a game:

.607 (34-of-56) vs. Maryland (1/24/26)

Team shot 65 percent in a game:

.682 (30-of-44) at Illinois (1/22/18)

Team shot 70 percent in a game:

.733 (33-45) vs. Ohio State (2/7/04)

Team shot under 25 percent in a half:

.222 (4-of-18) vs. Purdue (1/8/21)

Team shot under 40 percent in a game:

.364 (24-of-66) at Wisconsin (2/13/26)

Team shot under 30 percent in a game:

.286 (16-of-56) at Rutgers (1/28/21)

3-POINT FIELD GOALS

Player made five 3-pointers:

Jaxon Kohler made 5-of-6 field goals at Nebraska (1/2/26)

Player made six 3-pointers:

Kur Teng made 6-of-8 at Indiana (3/1/26)

Player made seven 3-pointers:

Jaden Akins made 7-of-10 vs. Michigan (1/30/24)

Player made eight 3-pointers:

Bryn Forbes made 11-of-16 at Rutgers (3/2/16)

Player made 10 3-pointers:

Bryn Forbes made 11-of-16 at Rutgers (3/2/16)

Player attempted 10 3-pointers:

Pierre Brooks II made 3-of-11 vs. Oregon (11/25/22)

Player attempted 15 3-pointers:

Bryn Forbes made 11-of-16 at Rutgers (3/2/16)

Team made at least 10 3-pointers (min. 10 att.):

3/1/26 at Indiana (12-of-24, 50.0%)

Team did not make a 3-pointer:

1/13/23 at Illinois (0-of-7)

Team attempted 25 3-pointers:

2/17/26 vs. UCLA (14-of-27, 51.9%)

Team attempted 30 3-pointers:

12/21/23 vs. Stony Brook (12-of-31, 38.7%)

Team shot 50 percent 3FGs (min. 10 att.):

3/1/26 at Indiana (12-of-24, 50.0%)

FREE THROWS

Player made 10 for 10 or better:

Adreian Payne made 17-of-17 vs. Delaware (3/20/14)

Jeremy Fears Jr. made 10-of-10 at Nebraska (1/2/26)

Jeremy Fears Jr. made 10-of-10 vs. Iowa (12/2/25)

Player made at least 10 free throws:

Jeremy Fears Jr. made 10-of-12 at Michigan (3/8/26)

Team shot 90 percent FTs:

.909 (10-of-11) vs. UCLA (2/17/26)

Team shot under 50 percent FTs:

.462 vs. Wisconsin (3/2/25) 6-of-13

Team made less than five FTs:

4 vs. Michigan (1/30/24) 4-of-8

Team attempted 40 FTs:

43 vs. Cornell (12/29/25) 29-of-43

Team attempted five or less FTs:

1 at Ohio State (2/12/23) 1-of-1



REBOUNDS

Player had 15 rebounds:

Jaxon Kohler vs. Illinois (2/7/26), 16 rebounds

Player had 20 rebounds:

Miles Bridges vs. Savannah State (12/31/17), 21 rebounds

Player had 25 rebounds:

Greg Kelsner vs. Wisconsin (1/23/76), 27 rebounds

Player had 10+ rebounds in 3-straight games:

Jaxon Kohler – 13 vs. Oakland (12/20/25), 10 vs. Cornell (12/29/25) and 11 at Nebraska (1/2/26)

Player had 10+ rebounds in 4-straight games:

Jaxon Kohler – 13 vs. Toledo (12/16/25), 13 vs. Oakland (12/20/25), 10 vs. Cornell (12/29/25) and 11 at Nebraska (1/2/26)

Player had 10+ rebounds in 5-straight games:

Jaxon Kohler – 12 at Penn State (12/13/25), 13 vs. Toledo (12/16/25), 13 vs. Oakland (12/20/25), 10 vs. Cornell (12/29/25) and 11 at Nebraska (1/2/26)

Player had 10+ rebounds in 6-straight games:

Xavier Tillman – 14 at Wisconsin (2/1/20), 11 vs. Penn State (2/4/20), 12 at Michigan (2/8/20), 11 at Illinois (2/11/20), 11 vs. Maryland (2/15/20) and 11 at Nebraska (2/20/20)

Two players had double-figure rebounds:

Carson Cooper (11) and Jaxon Kohler (10) vs. Ohio State (2/22/26)

Team had 50 rebounds:

54 vs. Toledo (12/16/25)

Team had 60 rebounds:

66 vs. McNeese State (11/08/13)

Team had +20 rebound margin:

+23 (45-22) at Rutgers (1/27/26)

Team had +30 rebound margin:

+30 (54-24) vs. Toledo (12/16/25)

DOUBLE-DOUBLES

Points & Rebounds:

Jaxon Kohler (31/26) at Indiana – 21 points, 13 rebounds

Points & Assists:

Jeremy Fears Jr. vs. UCLA (2/17/26) – 16 points, 10 assists

Consecutive Games:

Jaxon Kohler vs. Cornell (12/29/25) – 11 points, 10 rebounds / at Nebraska (1/2/26) – 19 points, 11 rebounds

Three Consecutive Games:

Jaxon Kohler vs. Oakland (12/20/25) – 13 points, 13 rebounds / vs. Cornell (12/29/25) – 11 points, 10 rebounds / at Nebraska (1/2/26) – 19 points, 11 rebounds

Four Consecutive Games:

Jaxon Kohler vs. Toledo (12/16/25) – 16 points, 13 rebounds / vs. Oakland (12/20/25) – 13 points, 13 rebounds / vs. Cornell (12/29/25) – 11 points, 10 rebounds / at Nebraska (1/2/26) – 19 points, 11 rebounds

Five Consecutive Games:

Jaxon Kohler at Penn State (12/13/25) – 10 points, 12 rebounds / vs. Toledo (12/16/25) – 16 points, 13 rebounds / vs. Oakland (12/20/25) – 13 points, 13 rebounds / vs. Cornell (12/29/25) – 11 points, 10 rebounds / at Nebraska (1/2/26) – 19 points, 11 rebounds

Two Players in Same Game:

Joey Hauser – 11 points, 10 rebounds at Duke (12/1/20)

Malik Hall – 10 points, 10 rebounds at Duke (12/1/20)

Three Players in Same Game:

Adreian Payne (10 pts., 10 rebounds), Gary Harris (20 pts., 10 rebounds), Branden Dawson (12 pts., 12 rebounds) vs. McNeese State - 11/8/13

ASSISTS

Player had 10 assists:

Jeremy Fears Jr. vs. UCLA (2/17/26) – 10

Player had 12 assists:

Jeremy Fears Jr. at Wisconsin (2/13/26) – 12

Player had 15 assists:

Jeremy Fears Jr. vs. Illinois (2/7/26) – 15

Player had 20 assists:

Mateen Cleaves vs. Michigan (3/4/00) 20 assists

Player had double digit assists in consecutive games:

Jeremy Fears Jr., (12 at Wisconsin – 2/13/26), (10 vs. UCLA – 2/17/26)

Player had double digit assists in 3-straight games:

Jeremy Fears Jr. (15 vs. Illinois – 2/7/26), (12 at Wisconsin – 2/13/26), (10 vs. UCLA – 2/17/26)

Team had 30 assists:

30 vs. Cornell (12/29/25)

Team had 35 assists:

35 vs. Savannah State (12/31/17)

BLOCKS

Player blocked five shots:

Szymon Zapala blocked 6 shots at Oakland (12/17/24)

Team blocked 10 shots:

11 vs. Oakland (12/20/25)

STEALS

Player had five steals:

Jaden Akins (5) at Northwestern (1/12/25)

Team had 10 steals:

10 vs. Purdue (2/18/25)

Team had 15 steals:

15 at Michigan (2/17/24)

15 vs. Baylor (12/16/23)

TURNOVERS

Team committed 20 or more turnovers:

20 vs. Loyola Chicago (11/24/21)

Team committed 25 or more turnovers:

25 at Illinois (1/22/18)

Team committed five or fewer turnovers:

5 at Washington (1-17-26)

5 vs. Duke (12/6/25) – 5 vs. Minnesota (1/18/24)

4 vs. Purdue (3/12/22)

Team committed 10 or fewer turnovers:

7 at Michigan (3/8/26)

MISCELLANEOUS

Player led MSU in points, rebounds and assists:

Jaden Akins (11/16/24) vs. Bowling Green, 13 points, 12 rebounds, 6 assists

Player hit last-second shot to win a game:

Tre Holloman at Maryland (2/26/25), 3-pointer from beyond halfcourt at the buzzer

Player played every minute:

Aaron Henry vs. Indiana – 3/2/21

OVERTIME GAMES

MSU won an overtime game:

85-82 OT vs. Illinois (2/7/26)

MSU lost an overtime game:

79-76 OT vs. James Madison (11/6/23)

TRIPLE-DOUBLES

Denzel Valentine vs. Boston College (11/26/15) 29 points, 11 rebounds, 10 assists



#0 – JAXON KOHLER
F, 6-10 (7-0 WINGSPAN), 245, SR.
AMERICAN FORK, UTAH /
SOUTHERN CALIFORNIA ACADEMY



#1 – JEREMY FEARS JR.
G, 6-2 (6-5 wingspan), 190, R-So.
JOLIET, ILL. / JOLIET WEST



#2 – KUR TENG
G, 6-5 (6-6 WINGSPAN), 200, SO.
MANCHESTER, N.H. /
BRADFORD CHRISTIAN ACADEMY



#3 – CAM WARD
F, 6-9 (6-11 wingspan), 230, Fr.
UPPER MARLBORO, MD. / LARGO



#6 – JORDAN SCOTT
F, 6-8 (6-9 WINGSPAN), 200, FR.
RESTON, VA. / SOUTH LAKES



#8 – KALEB GLENN
F, 6-7 (6-9 WINGSPAN), 215, JR.
LOUISVILLE, KY. / LALUMIERE (IND.)
(FAU / LOUISVILLE)



#9 – TREY FORT
G, 6-4 (6-6 wingspan), 200, Sr.
FLORENCE, MISS. / MADISON RIDGELAND ACADEMY
(SAMDOR / MISSISSIPPI STATE / UT MARTIN)



#10 – DENHAM WOJCIK
G, 6-3 (6-4 WINGSPAN), 190, GRAD
CHARLESTON, S.C. / PORTER-GAUD
(HARVARD)



#15 – CARSON COOPER
C, 6-11 (7-1 WINGSPAN), 245, SR.
JACKSON, MICH. / IMG ACADEMY (FLA.)



#20 – NICK SANDERS
G, 5-11 (6-0 WINGSPAN), 185, SR.
FRANKLIN, MICH. / DETROIT COUNTRY



#35 – JESSE MCCULLOCH
F, 6-10 (7-3 WINGSPAN), 245, R-FR.
CLEVELAND, OHIO / LUTHERAN EAST



#40 – BRENNAN WALTON
F, 6-8 (6-9 WINGSPAN), 230, R-FR.
OKEMOS, MICH. / OKEMOS



#43 – COLIN WALTON
F, 6-8 (6-9 WINGSPAN), 230, R-FR.
OKEMOS, MICH. / OKEMOS



#55 – COEN CARR
F, 6-6 (6-11 WINGSPAN), 230, JR.
STOCKBRIDGE, GA. /
LEGACY EARLY COLLEGE (S.C.)



#99 – DIVINE UGOCHUKWU
G, 6-3 (6-8 WINGSPAN), 195, SO.
SUGAR LAND, TEXAS / CLEMENTS
(MIAMI)



TOM IZZO
HEAD COACH
31ST SEASON