






Michigan State **SPARTANS**



2025
**NCAA TOURNAMENT
MEDIA GUIDE**



Sweet 16 & Elite 8

STATE FARM ARENA
ATLANTA, GEORGIA



2025 NCAA DIVISION I MEN'S BASKETBALL CHAMPIONSHIP

FIRST ROUND
3/18-3/21

SECOND ROUND
3/18-3/23

SWEET 16
3/17-3/18

ELITE EIGHT
3/19-3/20

FINAL FOUR
4/5

FIRST FOUR

FINAL FOUR
4/6

ELITE EIGHT
3/19-3/20

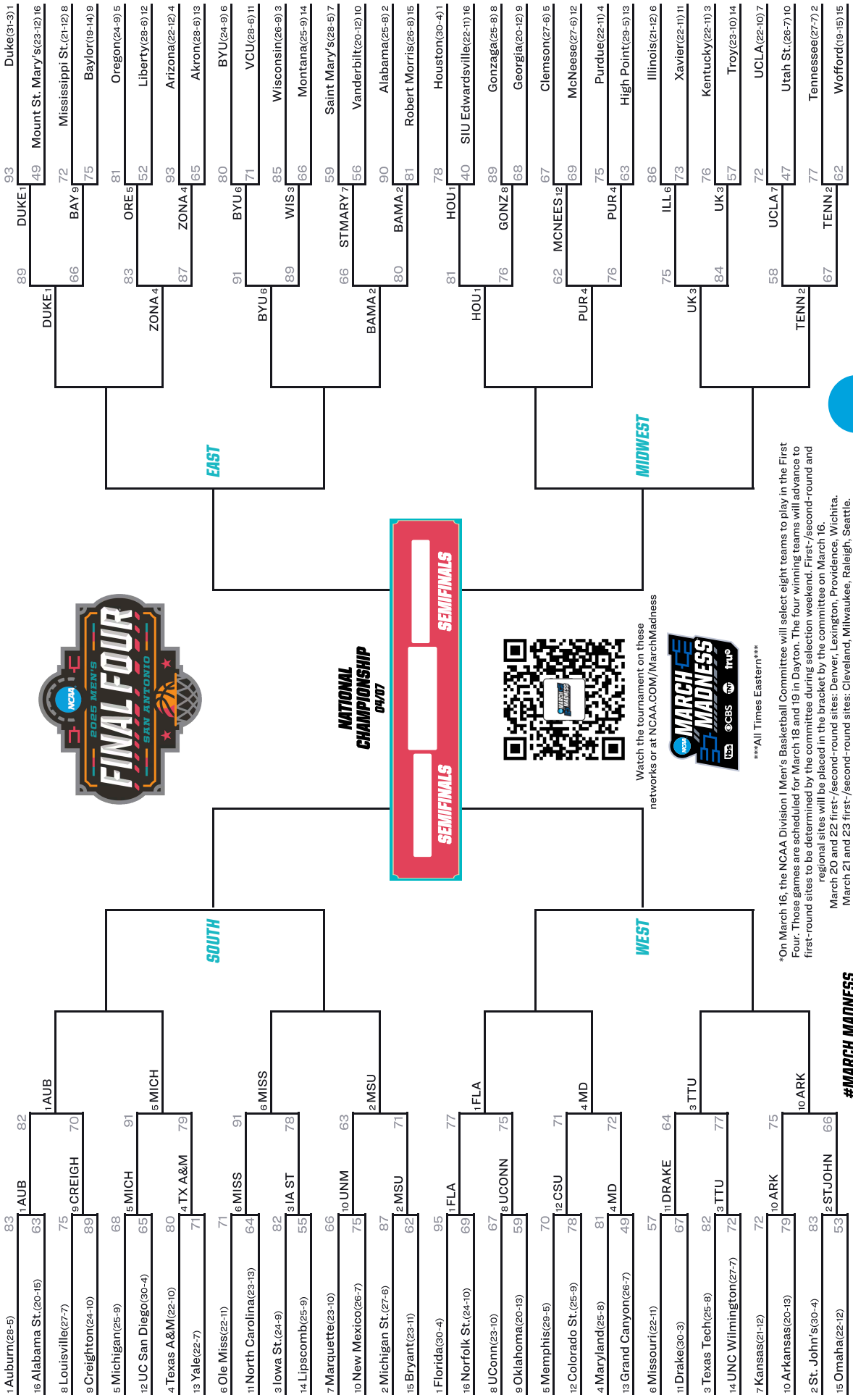
SWEET 16
3/17-3/18

SECOND ROUND
3/18-3/23

FIRST ROUND
3/18-3/21

FIRST FOUR
3/18-3/19

70	Alabama St. (19-15)	80	Texas (19-15)
68	Saint Francis U (16-17)	86	Xavier (21-1)
68	San Diego St. (21-9) 11	72	American (22-12) 16
95	North Carolina (22-13) 11	83	Mount St. Mary's (22-12) 16



NATIONAL CHAMPIONSHIP
04/07

SEMIFINALS



Watch the tournament on these networks or at NCAA.COM/MarchMadness



All Times Eastern

*On March 16, the NCAA Division I Men's Basketball Committee will select eight teams to play in the First Four. Those games are scheduled for March 18 and 19 in Dayton. The four winning teams will advance to regional sites to be determined by the committee during selection weekend. First-/second-round and first-round sites will be placed in the bracket by the committee on March 16.
 March 20 and 22 first-/second-round sites: Denver, Lexington, Providence, Wichita.
 March 21 and 23 first-/second-round sites: Cleveland, Milwaukee, Raleigh, Seattle.
 March 27 and 29 regional sites: Newark, San Francisco.
 March 28 and 30 regional sites: Atlanta, Indianapolis.

#MARCH MADNESS
#MFINALFOUR



©2025 National Collegiate Athletic Association.
 No commercial use without the NCAA's written permission.
 The NCAA opposes all forms of sports betting.



MICHIGAN STATE BASKETBALL



GAME OLE MISS

36

Friday, March 28, 2025
7:09 p.m. ET
Atlanta, Ga.
StateFarm Arena

TELEVISION

CBS – Ian Eagle (play-by-play), Grant Hill (analyst), Bill Raftery (analyst), Tracy Wolfson (sideline)

RADIO

Spartan Media Network – Will Tieman (play-by-play) and Matt Steigenga (color analyst), with Zach Surdenik (host). Listen to the radio broadcast state-wide or on the web at msuspartans.com. The game can also be heard on channels 201 or 208 on SiriusXM or on the SiriusXM app.

Westwood One – Spero Dedes (play-by-play); Tom Crean (analyst)

2024-25 SCHEDULE

Sunday	Oct. 13	at Northern Michigan (exhib, BTN)	W, 70-53
Tuesday	Oct. 29	FERRIS STATE (exhib, B1G+)	W, 85-67
Monday	Nov. 4	MONMOUTH (B1G+)	W, 81-57
Thursday	Nov. 7	NIAGARA (BTN)	W, 96-60
Tuesday	Nov. 12	vs. No. 1 Kansas # (ESPN)	L, 77-69
Saturday	Nov. 16	BOWLING GREEN (BTN)	W, 86-72
Tuesday	Nov. 19	SAMFORD (Peacock)	W, 83-75
Monday	Nov. 25	vs. Colorado ! (ESPN2)	W, 72-56
Tuesday	Nov. 26	vs. Memphis ! (ESPN)	L, 71-63
Wednesday	Nov. 27	vs. No. 12 North Carolina ! (ESPN2)	W, 94-91ot
Wednesday	Dec. 4	at Minnesota * (BTN)	W, 90-72
Saturday	Dec. 7	NEBRASKA * (BTN)	W, 89-52
Tuesday	Dec. 17	at Oakland (ESPN2)	W, 77-58
Saturday	Dec. 21	FLORIDA ATLANTIC (FS1)	W, 86-69
Monday	Dec. 30	WESTERN MICHIGAN (BTN)	W, 80-62
Friday	Jan. 3	at Ohio State * (FOX)	W, 69-62
Thursday	Jan. 9	WASHINGTON * (BTN)	W, 88-54
Sunday	Jan. 12	at Northwestern * (FOX)	W, 78-68
Wednesday	Jan. 15	PENN STATE * (BTN)	W, 90-85
Sunday	Jan. 19	No. 19 ILLINOIS * (CBS)	W, 80-78
Saturday	Jan. 25	at Rutgers * (CBS)	W, 81-74
Tuesday	Jan. 28	MINNESOTA * (Peacock)	W, 73-51
Saturday	Feb. 1	at USC * (Peacock)	L, 70-64
Tuesday	Feb. 4	at UCLA * (Peacock)	L, 63-61
Saturday	Feb. 8	OREGON * (FOX)	W, 86-74
Tuesday	Feb. 11	INDIANA * (Peacock)	L, 71-67
Saturday	Feb. 15	at Illinois * (FOX)	W, 79-65
Tuesday	Feb. 18	No. 13 PURDUE * (Peacock)	W, 75-66
Friday	Feb. 21	at No. 12 Michigan * (FOX)	W, 75-62
Wednesday	Feb. 26	at No. 16 Maryland * (BTN)	W, 58-55
Sunday	March 2	No. 11 WISCONSIN * (CBS)	W, 71-62
Thursday	March 6	at Iowa * (FS1)	W, 91-84
Sunday	March 9	No. 17 MICHIGAN * (CBS)	W, 79-62
Friday	March 14	Big Ten Tournament Quarterfinals, Indianapolis, Ind. vs. No. 23 Oregon	W, 74-64
Saturday	March 15	Big Ten Tournament Semifinals, Indianapolis, Ind. vs. No. 18 Wisconsin (CBS)	L, 77-74
		NCAA Tournament – 1st & 2nd Rounds	
Friday	March 21	vs. Bryant (TBS)	W, 87-62
Sunday	March 23	vs. New Mexico (TNT)	W, 71-63
Friday	March 28	NCAA Regional Semifinal vs. Ole Miss (CBS)	Atlanta, Ga. 7:09 p.m.
Sunday	March 30	NCAA Regional Final vs. Auburn/Michigan (CBS)	Atlanta, Ga. TBA
Sat.–Mon.	April 5 & 7	NCAA Final Four	San Antonio, Texas

! Maui Invitational (Maui, Hawaii)
Champions Classic (Atlanta, Ga.)
* Big Ten Conference Game

ATHLETIC COMMUNICATIONS

MEX CAREY

Associate Director, Athletic Communications
e-mail: carey@ath.msu.edu cell: 917-576-7445

Ole Miss



GAME #36

NO. 6 OLE MISS REBELS VS.

NO. 2 MICHIGAN STATE SPARTANS

** NCAA TOURNAMENT **

Friday, March 28, 2025 – 7:09 p.m. ET (CBS)
Atlanta, Ga. – State Farm Arena

THE MATCHUP

	Michigan State	Ole Miss
2024-25 Record	29-6, 17-3 B1G	24-11, 10-8 SEC
Coach	Tom Izzo	Chris Beard
Career Record (Yrs.)	736-301 (30th)	215-96 (10th)
Top Scorer	Jaden Akins (12.7)	Sean Pedulla (15.2)
Top Rebounder	Jaxon Kohler (7.5)	Malik Dia (5.7)
Top Assists	Jeremy Fears Jr. (5.4)	Sean Pedulla (3.7)

THE OPENING TIP

No. 2 seed Michigan State plays No. 6 seed Ole Miss on Friday, March 28 in the Sweet 16 of the NCAA Tournament at State Farm Arena ... MSU posted a 71-63 win over No. 10 seed New Mexico on Sunday to advance to the Sweet 16 for the second time in three years ... Senior guard Jaden Akins scored 16 points to lead three players in double figures for the Spartans ... The Spartans are making their 18th trip to the Sweet 16 since the NCAA Tournament expanded to 64 teams in 1985, including the 16th under Head Coach Tom Izzo ... Michigan State is making its 27th-straight trip to the NCAA Tournament under Head Coach Tom Izzo, extending the longest NCAA Tournament streak in Big Ten history ... MSU's streak of 27-straight NCAA Tournaments is not only a Big Ten record, it's also the third-longest in NCAA history and is officially recognized by the NCAA as the longest active streak ... The Spartans have emphasized "Strength in Numbers" this year, with 10 players playing at least 10 minutes per game, 9 different players leading the team in scoring and are one of 4 teams in the AP Top 25 with 7 players scoring at least 7.0 ppg ... Michigan State is 26-1 when scoring 70 or more points and 20-1 when holding opponents below 70 ... MSU scored 36 points off the bench vs. New Mexico, the 24th time this year with at least 30 points.

MICHIGAN STATE POSSIBLE STARTING LINEUP

	1 JEREMY FEARS JR. R-Fr. – 6-2 – 190	A starter in 34 games ... 12 games in double figure scoring ... First career double-double vs. Washington (12 pts, 10 assists) ... Tied career-high with 14 points vs. Wisconsin ... Has drawn 21 charges this season, most in the Big Ten ... Leads team in FTs made (101) and attempted (136) ... No. 9 in the country in assist rate (38.9%), per KenPom.
	3 JADEN AKINS Sr. – 6-4 – 195	All-Big Ten Third Team and All-Defensive Team ... Has reached double figures in scoring 28 times this year, including 22 of last 26, with three 20+ point games ... Averaged 12.5 points in Big Ten games (33.3% 3FG) ... Career-high 25 points vs. Samford ... Reached 1,000-point mark for career at Northwestern (57th player at MSU).
	11 JASE RICHARDSON Fr. – 6-3 – 185	All-Big Ten Third Team and All-Freshman Team ... Made his first career start vs. Oregon (2/8), scoring 18 of his career-high 29 points in the second half ... B1G Freshman of the Week (2/24, 3/3, 3/10) ... Has scored in double figures 21 times, including 12 of the last 13 games (all starts) ... In last 13 games, averaging 16.2 ppg, 4.6 rpg, 46.9% FG (67-of-143), including 41.0% 3FG (25-of-61).
	0 JAXON KOHLER Jr. – 6-9 – 245	Seven double-doubles ... Career-high 23 points, 10 boards at Illinois ... 10 games w/at least 10 boards, including career-best 16 vs. Wisconsin ... Led team in rebounding 20 times ... 9th in B1G in rebounds/game ... Had 4-straight games with 10+ rebounds, first by an MSU player since Xavier Tillman Sr. in 2020.
	10 SZYMON ZAPALA Sr. – 7-0 – 245	A starter in all 35 games ... Led team in scoring once, in rebounding 5 times ... Has grabbed at least five rebounds 14 times ... Career-high 6 blocks at Oakland, t-5th in single game at MSU ... Transfer from Longwood College after 3 years at Utah State, averaging 9.8 ppg, 5.6 rpg (23 starts in 35 games).

SPARTAN RESERVES

No.	Name	Pos.	Ht.	Wt.	Class	PPG	RPG	APG	MPG
2	Kur Teng	G	6-4	190	Fr.	0.5	0.7	0.2	3.1
3	Tre Holloman	G	6-2	185	Jr.	9.3	1.9	3.8	23.0
7	Gehrig Normand	G	6-5	190	R-Fr.	0.6	0.1	0.2	2.0
8	Frankie Fidler	F	6-7	217	Sr.	7.0	3.3	0.8	16.3
15	Carson Cooper	C	6-11	245	Jr.	5.1	5.2	0.6	17.2
20	Nick Sanders	G	5-10	185	Jr.	0.8	0.2	0.0	1.2
34	Xavier Booker	F	6-10	240	So.	4.7	2.2	0.2	12.8
35	Jesse McCulloch	F	6-10	240	Fr.	-	-	-	-
40	Brennan Walton	F	6-7	220	Fr.	-	-	-	-
43	Colin Walton	F	6-7	220	Fr.	-	-	-	-
55	Coen Carr	F	6-6	225	So.	8.0	3.7	0.6	62.0

VISIT MSUSPARTANS.COM



MICHIGANSTATESPARTANSBASKETBALL

@MSU_BASKETBALL

@MICHIGANSTATEBASKETBALL



2024-25 MICHIGAN STATE NUMERICAL ROSTER

Table with columns: No., Name, Pos., Ht., Wt., Yr., Hometown/High School. Lists 25 players including Jaxon Kohler, Jeremy Fears Jr., Kur Teng, Jaden Akins, Tre Holloman, Gehrig Normand, Frankie Fidler, Szymon Zapala, Jase Richardson, Carson Cooper, Nick Sanders, Xavier Booker, Jesse McCulloch, Brennan Walton, Colin Walton, and Coen Carr.

Head Coach: Tom Izzo (30th season - 736-301 career record)
Associate Head Coach: Doug Wojcik (7th season)
Assistant Coach: Saddi Washington (1st season)
Assistant Coach: Thomas Kelley (3rd season)
Assistant Coach: Jon Borovich (3rd season)
Assistant Coach: Austin Thornton (4th season)
Chief of Staff: Garrett Briningstool
Director of Basketball Operations: Andrew Henk
Video Coordinator: Colin Donnelly
Athletic Trainer: Nick Richey
Equipment Manager: Dave Pruder
Strength and Conditioning Coach: Dr. Lorenzo Guess

PRONUNCIATION GUIDE
Jaden AkinsA-kins
Xavier BookerEX-a-vyer
Frankie Fidler.....FID-ler
Jaxon Kohler.....JAX-n KOH-ler
Jesse McCullochMick-CUL-uh
Gehrig NormandGER-ig Nor-MAND
Kur Teng.....KER Teng
Szymon ZapalaSHE-mone Za-PAH-wa

THE STARTING FIVE

1. SPARTANS IN THE SWEET 16
This is MSU's 18th trip to the Sweet 16 since the NCAA Tournament expanded to 64 teams in 1985, including the 16th under Tom Izzo ... Michigan State is 10-7 in Sweet 16 games since 1985, having won 10 of its last 14 ... All-time, MSU is 14-7 in the regional semifinals ... Tom Izzo is 10-5 in the Sweet 16.

2. SIXTEEN SWEET 16S IN 27 YEARS
Since Michigan State's first trip to the NCAA Tournament under Tom Izzo in 1998, the Spartans have advanced to the Sweet 16 16 times in the last 27 tournaments ... Since 2000, only Duke (17) has more Sweet 16 appearances than Michigan State's 14 (and Kansas) ... Kentucky, UNC, and Gonzaga are tied with 13 and UCLA has 12 since 2000 ... The Spartans have reached the Sweet 16 10 times in the last 17 tournaments.

3. MSU IN THE NCAA TOURNAMENT
Michigan State is making its 38th appearance in the NCAA Tournament with a record of 75-36 (.676) in its previous 37 tournaments ... MSU has made 10 trips to the Final Four (1957, 1979, 1999, 2000, 2001, 2005, 2009, 2010, 2015, 2019) and captured the NCAA Championship in 1979 and 2000 ... MSU's .676 winning percentage is the ninth-best all-time in NCAA Tournament play, while the program's 75 total victories rank sixth all-time Michigan State's 10 Final Four appearances are tied for sixth most ... MSU's 38 tournament appearances is the 10th-most all-time.

4. IZZO'S NCAA STREAK
Tom Izzo extended his record by coaching his team to 27 consecutive NCAA Tournament appearances ... Two years ago, Izzo became the first men's basketball head coach in history to lead his team to 25-straight NCAA Tournament appearances (previous record: Duke's Mike Krzyzewski with 24 in a row from 1996-2019) ... Izzo's 27 tournament appearances rank tied for sixth-most all-time ... Izzo ranks fifth all-time with 82 NCAA Tournament games coached.

5. ABOUT THE SPARTANS
Michigan State has won 10 of its last 11 and 24 of the last 28 games overall and enters the game on Friday with a 29-6 overall record (17-3 B1G) ... The Spartans advanced to the Sweet Sixteen of the NCAA Tournament with a 71-63 win over New Mexico on Sunday night ... MSU, No. 8 in the Associated Press and No. 7 in the USA Today Coaches polls, is ranked No. 11 in the NCAA Net Rankings, No. 8 per KenPom.com and No. 11 in the ESPN BPI ... The Spartans won at Iowa on March 6 (91-84) to clinch the Big Ten regular season title outright (the 11th under MSU Head Coach Tom Izzo, tied for the most in Big Ten history) ... Michigan State beat Illinois, 79-65, on Feb. 15 on the road, a win that gave Izzo his 354th Big Ten Conference win, moving him past former Indiana coach Bob Knight for the all-time Big Ten lead.

Senior guard Jaden Akins leads the Spartans in scoring with 12.6 points per game and Michigan State is the only team in the country to have just two players averaging double-digit points while playing under 27.0 minutes per game (Jase Richardson, 12.1 ppg). ... MSU is also just one of four teams in the AP Top 25 with at least 7 players averaging at least 7.0 ppg (Alabama, Arizona, BYU).... MSU has seven players averaging at least 7.0 ppg and 10 scoring at least 4.3 ppg ... MSU has relied on its depth, with six players averaging at least 20.0 minutes per game and 10 players at least 10.0 minutes ... The Spartans are one of just two teams in the country with 10 players averaging at least 12.8 minutes per game ... Akins leads the team with 12.7 ppg and is fourth with 3.5 rpg, while Richardson is averaging 11.9 points, 3.2 rebounds and 2.0 assists, junior guard Tre Holloman is third on the team, averaging 9.3 ppg and 3.8 assists (13th B1G), junior forward Jaxon Kohler, who has seven double-doubles this year, is scoring 7.8 ppg and leads the team with 7.5 rebounds per game (9th B1G) ... Sophomore forward Coen Carr is averaging 8.0 ppg and 3.7 rpg, redshirt freshman guard Jeremy Fears Jr. is averaging 7.4 points and a team-leading 5.4 assists per game (3rd B1G) and senior forward Frankie Fidler adds 7.0 ppg and 3.3 rpg ... MSU is averaging 22.5 FT attempts per game (No. 31 in the country) and the Spartans rank No. 23 in the country in FT percentage (77.6%) and No. 13 in FT made per game (17.5) ... The Spartans are No. 3 in the country in fast break points per game (16.14 ppg) and No. 5 in bench points (34.46 ppg) ... MSU also ranks No. 1 in 3-point FG percentage defense (27.8%), No. 2 in rebound margin (+9.4), No. 9 in defensive rebounds per game (28.00/g) and No. 13 in rebounds per game (40.06).



AT A GLANCE

2024-25 RECORD

29-6

2024-25 BIG TEN RECORD

17-3

AP / COACHES

8 / 7

NET / KENPOM / BPI

11 / 7 / 11

LAST GAME

W, 71-63, vs. New Mexico

HEAD COACH (YR.)

Tom Izzo (30th)

ASSOCIATE HEAD COACH

Doug Wojcik (7th Year)

ASSISTANT COACHES

Saddi Washington (1st Year)

Thomas Kelley (3rd Year)

Jon Borovich (3rd Year)

Austin Thornton (4th Year)

BY THE NUMBERS

PPG	78.2
SCORING MARGIN	+11.2
FG%	46.0
3-PT FG%	31.0
FT%	77.6
APG	16.7
A/TO	1.5
REB. MARGIN	+9.4
TO MARGIN	-0.2
SPG	5.4
BPG	4.5



0

Jaxon Kohler

Jr. - 6-9 - 245

F

Head Coach Tom Izzo has referred to him as a post player in the mold of former Spartan standout Zach Randolph • Has good hands and tremendous footwork • A multi-dimensional scorer who can score in a variety of ways from the low and high post or short-corner areas • Has the ability to extend its range to the three • A very good passer with a high basketball IQ • Coming off a strong summer where he spent a lot of time in the weight room.

PPG	RPG	APG	FG%	MPG
7.8	7.5	1.3	51.0	20.7



1

Jeremy Fears Jr.

R-Fr. - 6-2 - 190

G

A tough, hard-nosed player with a great build • Izzo loves his leadership abilities • A scoring guard • Has the ability to shoot from long range • Can play multiple positions • Had his freshman year cut short but returned to play over the summer while the team was in Spain and is expected to be a major factor at the point guard spot.

PPG	RPG	APG	FG%	MPG
7.4	2.1	5.4	40.6	23.5



2

Kur Teng

Fr. - 6-4 - 190

G

First player of the freshman class to commit to MSU • Izzo refers to him as an OKG, "Our Kinda Guy" • Has a body and build ready to play in the Big Ten • A strong shooter with a good mid-range and long-range game

PPG	RPG	APG	FG%	MPG
0.5	0.7	0.2	21.4	3.1



3

Jaden Akins

Sr. - 6-4 - 195

G

Co-Captain • A very athletic combo guard • Has the ability to shoot from three, but can create and get into the paint • Very quick first step • The most experienced player among all returning players and expected to take a major role as a senior.

PPG	RPG	APG	FG%	MPG
12.7	3.5	1.5	39.8	27.0



5


Tre Holloman

Jr. - 6-2 - 185

G

Co-Captain • Coming off a strong sophomore year where he moved into a consistent role in the rotation • Has developed into a leader of the team, on the floor and off • A two-sport athlete in high school who played basketball and football (defensive back) and was recruited in both sports • A competitor who can run the point, is a good distributor and a solid defender • Has continued to see his shooting improve with extensive work over the last two summers • Has great instincts on the floor and has good court awareness.

PPG	RPG	APG	FG%	MPG
9.3	1.9	3.8	38.8	23.0



7


Gehrig Normand

R-Fr. - 6-5 - 190

G

Sat out last season as a redshirt • A good shooter from long range in the mold of former Spartan Matt McQuaid, who was also a native Texan • A high-motor player • A talented catch-and-shoot player with range • Can finish above the rim in transition • A strong and tough player • Has good hands and tremendous footwork • Has a 6-6 wingspan • From an athletic family as his father played football at Kansas State and his brother is a high school quarterback in Texas.

PPG	RPG	APG	FG%	MPG
0.6	0.1	0.2	37.5	2.0



8


Frankie Fidler

Sr. - 6-7 - 217

F

A transfer from Omaha • A do-it-all guard/forward • Consistent scorer who is strong on the boards and has good court vision • Has the ability to play inside-and-out • One of the team's best examples of a 3-level scorer • Hard-nosed player who will get to the free throw line (finished the country No. 10 in free throws attempted) • Strong catch-and-shoot and spot-up player.

PPG	RPG	FG%	FT%	MPG
7.0	3.3	38.8	85.4	16.3



10

Szymon Zapala

Sr. - 7-0 - 245

C

A transfer who spent last year at Longwood College after three years at Utah State • A 7-footer who provides added depth and size on the interior • A smart & experienced player • Has a good touch around the basket • Helps to keep possessions alive • Runs the floor well • A tremendous student who earned all-academic honors at previous schools.

PPG	RPG	BPG	FG%	MPG
4.3	4.0	0.6	65.6	14.1



11


Jase Richardson

Fr. - 6-3 - 185

G

The son of former Michigan state great Jason Richardson, who was part of two Final Four teams • The first son of one of Izzo's players to come to State • Has a natural feel for the game • Izzo says he brings a little bit of everything • Strong shooter and passer who can defend and is an aggressive rebounder • Lives, eats and sleeps basketball.

PPG	RPG	APG	FG%	MPG
11.9	3.2	2.0	49.4	25.0



15


Carson Cooper

Jr. - 6-11 - 245

C

A versatile center who has great ball skills • Can use his speed and athleticism to take more traditional centers off the dribble • Has the third-longest wingspan on the team (7-5) • A former all-state high school goalkeeper in soccer who also has the ability to be a solid rim protector • A smart player on both ends of the floor • Look for him to continue to develop and fill out his body.

PPG	RPG	BPG	FG%	MPG
5.1	5.2	0.7	59.8	17.2



20

Nick Sanders

Jr. - 5-10 - 185

G

Joined the Michigan State program in August 2022 as a walk-on • Shooting guard with the ability to stretch the defense from three-point range • Son of Hall of Fame running back Barry Sanders.

PPG	RPG	APG	FG%	MPG
0.8	0.2	0.0	57.1	1.2



34

Xavier Booker

So. - 6-11 - 240

F

A skilled stretch forward • Plays with fluidity • Possesses great athleticism for a big • Has great ability to help space the floor • Has a 7-4 wingspan, longest on the team • A good lefty jumper and strong face-up game • Unselfish • Can put the ball on the floor and a good passer for his size • A good lob threat • Put on more than 20 pounds after a busy summer in the weight room.

PPG	RPG	BPG	FG%	MPG
4.7	2.2	0.7	41.7	12.8



35


Jesse McCulloch

Fr. - 6-10 - 240

F

A 4-star recruit who the coaches see a lot of upside in • A very strong shooter • 7-2 wingspan • Coaches love his energy and passion to be at Michigan State • Comes from a winning program in Cleveland, winning three state titles • Plays with toughness, physicality and aggression • A good shooter and a very good communicator on the floor.

PPG	RPG	BPG	FG%	MPG
-	-	-	-	-



40


Brennan Walton

Fr. - 6-7 - 220

F

Joined the program in the summer of 2024 along with his twin brother • Had the option to pursue other Division I opportunities but joined MSU as a walk-on • Strong work ethic and good basketball IQ.

PPG	RPG	APG	FG%	MPG
-	-	-	-	-



43


Colin Walton

Fr. - 6-7 - 220

F

Joined the program in the summer of 2024 along with his twin brother • Had the option to pursue other Division I opportunities but joined MSU as a walk-on • Strong work ethic and good basketball IQ.

PPG	RPG	APG	FG%	MPG
-	-	-	-	-



55

Coen Carr

So. - 6-5 - 225

F

One of the most athletic players in all of college basketball • An elite athlete and dunker • Can use his strength and frame to his advantage • A lefty who has the ability to change the game in transition • Height, strength, and athleticism aid him on the defensive end • Will continue to develop his jump shot over time • A "Tom Izzo basketball player" in that he plays so hard, he is tough and he's elite in transition • 39-inch vertical, 51 1/2-inch on the run.

PPG	RPG	BPG	FG%	MPG
8.0	3.7	0.7	62.0	20.4

MICHIGAN STATE IN THE NCAA TOURNAMENT

MEDIA SCHEDULE FOR NCAA SOUTH REGIONAL

Thursday, March 27

Press Conferences

11:55 a.m. – Ole Miss Coach Chris Beard
12:10 p.m. – Ole Miss Players
1:10 p.m. – Michigan State Players
1:25 p.m. – Michigan State Coach Tom Izzo
1:50 p.m. – Michigan Coach Dusty May
2:05 p.m. – Michigan Players
3:05 p.m. – Auburn Players
3:20 p.m. – Auburn Coach Bruce Pearl

Open Practices (Media)

10-10:15 a.m. – Ole Miss
11:55 a.m. - 12:10 p.m. – Michigan
1:50 p.m. - 2:05 p.m. – Michigan State
3:45 p.m. - 4 p.m. – Auburn

Saturday, March 29

Media Availability

2:50-3:30 p.m. – Game 2 winner press conference
2:50-3:10 p.m. – Game 2 winner locker room open
3:15-3:30 p.m. – Game 2 winner players in breakout areas
3:40-4:20 p.m. – Game 1 winner press conference
3:40-4 p.m. – Game 1 winner locker room open
4:05-4:20 p.m. – Game 1 winner players in breakout areas

NCAA TOURNAMENT COACHING RECORDS

CONSECUTIVE FINAL FOUR APPEARANCES

Coach	Appearances
1. John Wooden	9
2. Mike Krzyzewski	5
3. Eight tied at 3, including Tom Izzo	

HIGHEST NCAA TOURNAMENT WINNING PERCENTAGE - ACTIVE

Coach	Pct.	(W-L)
1. Dan Hurley	.750	(15-5)
2. John Calipari	.714	(50-20)*
3. Tom Izzo	.699	(58-25)*
4. Bill Self	.697	(53-23)*
5. Rick Pitino	.678	(40-19)*

* Records adjusted for vacated years

CURRENT CONSECUTIVE NCAA TOURNAMENT APPEARANCES - ACTIVE

Coach	Appearances
1. Tom Izzo	27
Mark Few	25

About Mississippi

The Rebels enter the Sweet 16 with a 24-11 overall record after defeating No. 11 seed North Carolina in the first round, 71-64, and No. 3 seed Iowa State in the second round, 91-78 ... Ole Miss tied for sixth in the SEC standings with a 10-8 conference record.

Coach Beard

Chris Beard (Texas '95) is in his second season at Ole Miss with a record of 44-23 (.657) ... Overall, he owns a record of 281-121 (.699) in his 13th year as a head coach at the NCAA level ... Beard was named the AP National Coach of the Year in 2019 at Texas Tech and helped lead the Red Raiders to the National Championship game ... He spent five seasons (2016-21) as the head coach in Lubbock before taking over at Texas in 2021 ... Beard is 13-5 (.722) as a head coach in NCAA Tournament games and will be making his third appearance in the Sweet 16 (Texas Tech, 2018 and 2019) ... He has coached four different teams to the NCAA Tournament (Little Rock, Texas Tech, Texas, Ole Miss) since 2016 ... During his first season at Ole Miss in 2023-24, he led the Rebels to a 20-12 overall record.

Possible Ole Miss Starting Lineup

Ole Miss Rebels	Ppg.	Rpg.	Apg.	Other
F - #0 Malik Dia (Jr., 6-9, 250)	10.7	5.7	0.7	30 blocks
G - #3 Sean Pedulla (Sr., 6-1, 195)	15.2	3.5	3.7	83 3-pointers
G - #5 Jaylen Murray (Sr., 5-11, 165)	10.5	2.2	3.5	81.8 FT%
G - #11 Matthew Murrell (Sr., 6-4, 205)	10.7	3.5	1.8	55 steals
G - #14 Dre Davis (Sr., 6-6, 215)	10.3	4.8	1.3	33 blocks

Series History

In the only previous matchup between the two schools, top-seeded Michigan State beat ninth-seeded Mississippi in the second round of the 1999 NCAA Tournament, 74-66, on March 14, 1999, in Milwaukee ... Michigan State went on to win the Midwest Regional that year and advanced to the first of Tom Izzo's eight Final Fours.

Ole Miss Against The Field of 68

Prior to the NCAA Tournament, the Rebels played 22 of their 33 games against teams that made the field of 68, posting an 11-11 record ... Ole Miss was 3-2 against non-conference opponents prior to SEC action, with wins over Colorado State, BYU and Louisville and losses to Purdue and Memphis ... The Rebels were 7-8 in conference play against NCAA Tournament teams and went 1-1 in the SEC Tournament, beating Arkansas in the second round but falling to Auburn in the quarterfinals.

Common Opponents

The Spartans and Rebels played three common opponents this season: Memphis, Purdue and North Carolina ... MSU went 2-1 against those teams (beat Purdue and North Carolina; lost to Memphis), while Ole Miss went 1-2 (beat North Carolina in the first round of the NCAA Tournament; lost to Purdue and Memphis).

Rebel Notes

This is Mississippi's second appearance in the Sweet 16 in program history; the Rebels reached the Sweet 16 in 2001 before falling to Arizona in the regional semifinals ... Overall, this is the 10th NCAA Tournament appearance in program history (record: 7-9) and first since 2019 ... Ole Miss ranks fifth in the nation in turnover margin (+5.2) and turns the ball over just nine times a game, which ranks fourth best in the country ... The Rebels also rank among the national leaders in assist/turnover ratio (14th at 1.57) and steals (28th with 8.8 per game) ... Senior guard Sean Pedulla leads the team in scoring with 15.2 points per game ... A third-team All-SEC selection, Pedulla ranks seventh in the SEC with 83 3-pointers ... Pedulla played his first three seasons at Virginia Tech (2021-24) and was named third-team All-ACC as a junior in 2023-24 ... Senior guard Matthew Murrell has played five seasons at Ole Miss and is the program's all-time leader in games played and minutes played ... He ranks eighth in scoring in school history with 1,765 career points and was a second-team All-SEC honoree as a junior ... Junior forward Malik Dia, who played at Vanderbilt as a freshman and at Belmont as a sophomore, ranks tied for third on the team in scoring with 10.7 points and leads the Rebels in rebounding with 5.7 boards per game ... Senior guard Jaylen Murray ranks second on the team with 3.5 assists per game and also averages in double-figures with 10.5 points per game ... He transferred to Ole Miss in 2023 after playing his first two seasons at Saint Peter's.

TALE OF THE TAPE OVERALL

	Michigan State	Ole Miss
Scoring Average	78.2	77.4
Scoring Defense	67.0	71.7
Scoring Margin	+11.2	+5.7
Field Goal Percentage	46.0%	44.6%
FG Percentage Defense	40.4%	43.2%
Three Point FG %	31.0%	34.8%
Three Point FG % Defense	27.8%	32.5%
Free Throw Percentage	77.6%	73.6%
Rebound Average	40.1	33.1
Opponents Rebound Average	30.7	37.5
Rebound Margin	+9.4	-4.4
Assists	16.7	14.2
Turnover Average	11.5	9.0
Turnovers Forced	11.3	14.2
Turnover Margin	-0.2	+5.2
Steals	5.4	8.8
Blocks	4.5	3.7

About (1) Auburn

No. 1 overall seeded Auburn (30-5) is making its 14th all-time NCAA Tournament appearance and sixth under head coach Bruce Pearl (2018, 2019, 2022, 2023, 2024 and 2025) ... Auburn is 21-13 all-time in the NCAA Tournament ... This is the sixth Sweet Sixteen appearance by the Tigers in program history (1985, 1986, 1999, 2003, 2019, 2025) ... Auburn has made two Elite Eight appearances (1986, 2019) and one trip to the Final Four (2019) ... Auburn was the regular season SEC champion ... 30 victories ties a school record set during the 2018-19 Final Four season.

Series History

Auburn and Michigan State have met just once all-time, a 92-79 Spartan victory in the 1989-90 season opener at the Great Alaska Shootout in Anchorage, Alaska ... Spartan Hall of Famer Steve Smith scored 36 points for MSU in the win.

Coach Pearl

Bruce Pearl (Boston College '82) is 692-269 in his 30th season as a collegiate head coach and 229-124 in 11 seasons at the helm of the Tigers ... Pearl was named SEC Coach of the Year after Auburn earned its fifth SEC Championship (3 regular season and 2 tournament) in the last eight seasons ... The Tigers are 9-5 in six trips to the NCAA Tournament under Pearl ... Pearl has more tournament appearances at Auburn than any other head coach in program history ... Pearl is 19-13 lifetime in the NCAA Division I Tournament and has led his programs to 23 NCAA Tournaments in 30 seasons as a head coach ... Pearl was 8-6 in six NCAA Tournament appearances at Tennessee including three Sweet Sixteens and one Elite Eight ... He led Milwaukee to the first two NCAA D-I Tournament Appearances in program history going 2-2 including the 2005 Sweet Sixteen.

Auburn Against Field

Heading into the NCAA Tournament, 24 of Auburn's 33 regular season games were against NCAA Tournament qualifiers with the Tigers earning a 19-5 record in those games ... Auburn faced all three of the other No. 1 seeds, including a 74-69 win over Houston ... The Tigers played eight games against other top four seeds ... Including tournament play Auburn is 21-5 against tournament opponents.

Common Opponents

Michigan State and Auburn shared five common opponents this season in North Carolina, Memphis, Ohio State, Purdue and Monmouth ... The Tigers went 5-0 in those games winning 85-72 over UNC, 90-76 over Memphis, 91-53 over Ohio State, 87-69 over Purdue and 87-58 over Monmouth ... MSU was 4-1 with the lone loss to Memphis at the Maui Invitational, 71-63.

About (5) Michigan

No. 5-seeded Michigan (27-9) is making its 32nd all-time trip to the NCAA Tournament, owning a 59-25 all-time record ... This is Michigan's first trip to the tournament in three years ... Michigan is making its 19th Sweet Sixteen appearance and has advanced to the Sweet Sixteen in each of its last six tournament appearances ... The Wolverines have made 15 Elite Eight appearances, eight Final Fours and seven National Title game appearances in program history ... Michigan earned an automatic bid into the NCAA Tournament by way of winning the Big Ten Tournament Championship.

Series History

One of the oldest rivalries in collegiate athletics, Michigan State is 90-104 all-time against Michigan ... The Spartans are 2-1 on a neutral court, meeting three times in the Big Ten Tournament ... MSU defeated Michigan in both meetings this season by scores of 75-62 (in Ann Arbor) and 79-62 (in East Lansing) ... The Spartans have won four straight over Michigan and seven of the last 10 meetings dating back to 2021 ... Michigan State and Michigan have never met in the NCAA Tournament previously.

Coach May

Dusty May (Indiana '00) is 153-78 in his seventh season as a collegiate head coach and 27-9 in his first season at the helm of the Wolverines ... May is 6-2 all-time in the NCAA Tournament, which includes a Final Four run as head coach of Florida Atlantic in 2022-23 ... May previously coached six seasons at Florida Atlantic, where he was 126-69, making back-to-back NCAA Tournament appearances with the Owls in 2023 and 2024 ... May had previously assistant coaching stops are Florida, Louisiana Tech, UAB, Murray State and Eastern Michigan.

TALE OF THE TAPE OVERALL

	MSU	Auburn	Michigan
Scoring Average	78.2	83.8	78.3
Scoring Defense	67.0	69.4	71.3
Scoring Margin	+11.2	+14.3	+7.1
Field Goal Percentage	46.0%	48.1%	47.1%
FG Percentage Defense	40.4%	41.0%	40.1%
3-Pointers Made per game	6.0	9.2	8.2
Three Point FG %	31.0%	36.6%	33.3%
Three Point FG % Defense	27.8%	29.6%	30.9%
Free Throws made per game	17.5	15.3	15.1
Free Throw Percentage	77.6%	73.2%	72.7%
Rebound Average	40.1	37.3	38.6
Opponents Rebound Average	30.6	33.2	33.7
Rebound Margin	+9.4	+4.1	+4.9
Assists	16.7	16.3	16.1
Turnover Average	11.5	9.3	13.9
Turnovers Forced	11.43	11.9	11.2
Turnover Margin	-0.2	+2.7	-2.8
Steals	5.4	6.8	5.3
Blocks	4.5	6.0	3.6

Tiger Notes

Auburn has the eighth-highest net rating in the KenPom era with a +34.97 rating and the fourth-highest all-time Offensive Rating at 128.2 ... The Tigers entered the tournament No. 2 in the NET Rankings and led the country with 16 Quad 1 wins, two more than any other team in the country ... They now have 17 Quad 1 wins entering the Sweet Sixteen, chasing UConn's record 18 Quad 1 victories from 2023-24 ... Per KenPom, Auburn is No. 3 in offensive rating and No. 12 in defensive rating ... The Tigers are No. 5 nationally in assist/turnover ratio (1.76), No. 2 in blocks per game (6.0), No. 7 in scoring margin (14.3), No. 9 in scoring offense (83.8), No. 11 in 3PT % defense (29.6) and No. 7 in turnovers/game (9.3) ... Johni Broome is No. 17 nationally in blocks/game (2.21), No. 6 in double-doubles (19), No. 8 in rebounds/game (10.7) and leads the team with 18.4 points/game ... Broome joins four others in double-figure scoring .. Chad Baker Mazara posts 12.5 ppg, Miles Kelly adds 11.7 ppg, Tahaad Pettiford chips in 11.5 ppg and Denver Jones is at 10.8 ppg ... Jones is No. 9 nationally if FT percentage (90.5),

Michigan Against Field

Heading into the NCAA Tournament, Michigan had faced 10 NCAA Tournament teams going 8-7 ... With tournament wins over UC San Diego and Texas A&M, Michigan is 10-7 against the field ... The Wolverines defeated Xavier, Wisconsin (x2), UCLA, Purdue (x2), Oregon and Maryland this season, while owning losses to Arkansas, Oklahoma, Purdue, Michigan State (x2), Illinois and Maryland.

Common Opponents

Michigan State and Michigan faced no common opponents outside of Big Ten competition ... The Spartans were 18-4 against B1G teams this season including the conference tournament ... Michigan finished the season 17-6 against B1G opponents including three wins in the Big Ten Tournament.

Wolverine Notes

Michigan is No. 20 on KenPom ranking No. 39 in offensive rating (116.9) and No. 13 in Defensive Rating (93.5) ... The Wolverines entered the tournament with 11 Quad 1 wins, going 11-7 in Quad 1 games and were No. 25 in the NET Rankings ... Michigan is No. 18 nationally in field goal percentage defense (40.1), No. 20 in defensive rebounds/game (27.50), No. 26 in rebounds/game (38.58) and No. 38 in 3PT % defense (30.9) ... Danny Wolf ranks No. 14 nationally in double-doubles (15), No. 8 in defensive rebounds/game (7.53) and No. 12 in rebounds/game (9.8) ... Vladislav Goldin is No. 10 nationally in field goal percentage (61.6), No. 42 in field goals (220), No. 30 in free throw attempts (210) and No. 38 in free throws made (154) ... Goldin leads the team with 16.8 points per game as the Wolverines have three players in double-figures ... Wolf posts 13.0 ppg and Tre Donaldson averages 11.5 ppg ... Both Roddy Gayle Jr (9.9) and Nimari Burnett (9.4) are just outside of double digits ... Donaldson leads the team in assists per game (4.19) and Wolf averages 3.63 ... Goldin posts 7.0 rebounds per game behind Wolf's 9.8 rpg.

NCAA Tournament Victories

Michigan State ranks sixth overall with 75 NCAA Tournament victories ... Only North Carolina (134), Kentucky (132), Duke (124), Kansas (113) and UCLA (111) have more tournament wins ... Although UCLA leads all current Big Ten members, all 75 of Michigan State's wins have been recorded as a member of the Big Ten, pacing the conference ... Coach Tom Izzo has recorded 58 of MSU's 75 NCAA victories.

Izzo's NCAA Streak

Michigan State head coach Tom Izzo is making his 27th-straight appearance in the NCAA Tournament ... It's the longest streak in Division I men's basketball history, ranking ahead of Gonzaga's Mark Few (25, active), Duke's Mike Krzyzewski (24) and North Carolina's Dean Smith (23) ... Izzo's 27 tournament appearances rank tied for 6th-most all-time, and are second among active coaches behind only Rick Barnes (29, Tennessee, Texas, Clemson, Providence).

Izzo in March

Michigan State has a 127-60 record (.679) in March since the 1998-99 season ... For his career, Head Coach Tom Izzo is 134-67 (.667) in March.

Exclusive Company

Michigan State ranks ninth among all schools in NCAA Tournament winning percentage for teams with at least 20 tournament games ... MSU's .676 winning percentage (75-36) trails only Duke (.752, 124-41), North Carolina (.724, 134-51), UCLA (.716, 111-44), Kentucky (.706, 132-55), Florida (.701, 47-20), Kansas (.693, 113-50), Michigan (.693, 61-27) and UConn (.686, 70-32).

At His Best When It Counts

In NCAA Tournament wins, Tom Izzo (58) ranks tied for fourth all-time (first among active coaches), trailing just Duke's Mike Krzyzewski (101), North Carolina's Roy Williams (79), North Carolina's Dean Smith (65) and tied with Syracuse's Jim Boeheim (58) ... Izzo ranks third among active coaches for the best NCAA Tournament winning percentage at .699 (58-25) ... UConn's Dan Hurley (.750, 15-5) ranks first, followed by Arkansas' John Calipari (.714, 50-20), Izzo and Kansas' Bill Self (.697, 53-23) ... The 58 wins are also the most ever for a Big Ten coach and more by himself than 13 of the other Big Ten schools.

Quick Turnaround Success

Michigan State's deep NCAA Tournament runs can be attributed to its success with quick turnarounds .. Under Tom Izzo, the Spartans are a remarkable 25-8 in the second game of an NCAA Tournament weekend ... Six of the eight losses have come to No. 1 seeds or eventual National Champions.

Nation's Best Eight Final Fours in 25 Tournaments

Michigan State advanced to the 2015 Final Four, marking the seventh trip to the Final Four under Tom Izzo ... In 2019, MSU made the program's eighth trip since 1999, the most in the nation during that period ... In fact, since Tom Izzo first guided the Spartans to his first Final Four in 1999, MSU's eight trips lead the nation, followed by North Carolina and UConn with seven each in the last 25 tournaments.

Izzo In The Final Four

Tom Izzo ranks fifth all-time and stands alone among active coaches with eight Final Four appearances ... Izzo trails just Duke's Mike Krzyzewski (13), UCLA's John Wooden (12), North Carolina's Dean Smith (11), and North Carolina's Roy Williams (9) all-time ... Since Izzo's first season in 1995-96, his eight Final Four trips are the most in the nation for any coach.

Two Titles Not Too Shabby

Michigan State is one of just 15 schools to have won two or more NCAA Championships ... Cincinnati, Florida, Louisville, North Carolina State, Oklahoma State and San Francisco join MSU with two titles ... Only UCLA (11), Kentucky (8), North Carolina (6), UConn (6), Duke (5), Indiana (5), Kansas (4) and Villanova (3) have won more titles.

MSU Down South

This year marks the ninth time in school history that the Spartans have been placed in the South Region (Southeast Region), and the sixth time under Head Coach Tom Izzo ... Michigan State owns an 18-8 record in the region, including 15-5 under Izzo ... MSU advanced to the Final Four out of the South Region in 2001 (Atlanta) and 2005 (Austin), while making the Elite Eight in 2003 (San Antonio) and the Sweet Sixteen in 2008 (Houston) ... MSU was last in the South Region in 2011, when the Spartans fell to UCLA in the round of 64.

Spartan Opponents In NCAA Tournament

Ten Michigan State opponents are in the field of 68 for the 2025 NCAA Tournament, including seven Big Ten foes (No. 3 Wisconsin, No. 4 Maryland, No. 4 Purdue, No. 5 Michigan, No. 5 Oregon, No. 6 Illinois, and No. 7 UCLA) ... Three of MSU's non-conference opponents also made the field - No. 7 Kansas, No. 5 Memphis, and No. 11 North Carolina ... The Spartans are a combined 10-4 against the 10 teams.

Michigan State as a No. 2 Seed

This year marks the fifth time Michigan State is a No. 2 seed in the NCAA Tournament, including four occurrences under Tom Izzo ... The Spartans won the 1979 NCAA Championship, led by All-Americans Earvin "Magic" Johnson and Greg Kelser, as a No. 2 seed in the Midwest Regional ... During Izzo's career, MSU advanced to the Final Four as a No. 2 seed in both 2009 and 2019. In 2016, MSU was upset in the first round.

NCAA TOURNAMENT MSU BY THE NUMBERS

TOURNAMENT APPEARANCES: 38

NCAA TOURNAMENT RECORD: 75-36

FINAL FOUR APPEARANCES: 10

(1957, 1979, 1999, 2000, 2001, 2005, 2009, 2010, 2015, 2018, 2019)

NCAA CHAMPIONSHIPS: 2 (1979, 2000)

CURRENT CONSECUTIVE NCAA TOURNAMENT APPEARANCES

School	Appearances
1. Michigan State	27
2. Gonzaga	25
3. Purdue	10

NCAA CHAMPIONSHIPS

School	Titles
1. UCLA	11
2. Kentucky	8
3. North Carolina	6
Connecticut	6
5. Duke	5
Indiana	5
7. Kansas	4
8. Villanova	3
9. Seven tied at 2, including MSU	

FINAL FOUR APPEARANCES

School	Appearances
1. North Carolina	21
2. UCLA	18
3. Kentucky	17
Duke	17
5. Kansas	15
6. Ohio State	10
Michigan State	10
8. Louisville	8
Indiana	8

NCAA TOURNAMENT WINNING PERCENTAGE (MIN. 20 GAMES)

School	Pct. (W-L)
1. Duke	.752 (124-41)
2. North Carolina	.724 (134-51)
3. UCLA	.716 (111-44)
4. Kentucky	.706 (132-55)
5. Florida	.701 (47-20)
6. Kansas	.693 (113-50)
7. Michigan	.693 (61-27)
8. UConn	.686 (70-32)
9. MICHIGAN STATE	.676 (75-36)
10. Indiana	.654 (68-36)

NCAA TOURNAMENT WINS

School	Wins
North Carolina	134
Kentucky	132
Duke	124
Kansas	113
UCLA	111
Michigan State	75
UConn	70
Indiana	68
Villanova	67
Syracuse	66
Louisville	61



OF NOTE

- » *The Spartans have 13 Quad 1 wins, the third-most of any team in the country.*
- » *MSU ranks No. 1 in the country in 3-point FG percentage defense (27.8%), No. 2 in rebound margin (+9.4) and No. 3 in fast break points per game (16.14 ppg).*
- » Michigan State is ranked No. 5 in the country in adjusted defensive efficiency, per Ken Pom.» Michigan State is ranked No. 11 nationally in the NCAA NET Rankings, No. 8 per KenPom and No. 11 in the ESPN Basketball Power Index (BPI).
- » *The Spartans rank No. 5 nationally in bench points (34.46 ppg) and the MSU bench has outscored their opponent 31 times in 35 games (26-5 record), including 33 games with at least 20 points and 24 games with at least 30 points.*
- » In the last 13 games, freshman guard Jase Richardson is averaging 16.2 ppg, 4.6 rpg and shooting 46.9% from the floor, including 41.0% from 3-point land.

AKINS, RICHARDSON EARN ALL-BIG TEN HONORS

- » Jaden Akins and freshman guard Jase Richardson were selected to the All-Big Ten Conference Third Team by the league's coaches, the conference office announced on Tuesday, March 11.
- » Akins and Richardson were both selected third team by the league's coaches, while Richardson was a third team honoree by the media. In addition, Akins was selected to the All-Big Ten Defensive Team, while Richardson was selected to the All-Freshman Team.
- » Junior guard Nick Sanders was the team's Big Ten Sportsmanship Award honoree.
- » Akins leads the Spartans in scoring with 12.7 points per game, is fourth on the team in rebounds (3.6 rpg) and leads the team in minutes played (26.8) ... The senior co-captain became the 57th player in program history to reach the 1,000-point mark for his career earlier this year and is one of just 23 players in program history to score at least 1,000 points, grab 400 rebounds and hand out 150 assists ... He has scored in double figures 25 times this year, including three games with at least 20 points ... Akins has also been a key factor in MSU ranking among the best defensive teams in the country, ranking among the top-20 nationally in field goal percentage defense, 3-point field goal percentage defense and rebounding margin.
- » Overall this season, Richardson is second on the team in scoring (12.0 ppg) and minutes played (24.6 mpg), while adding 3.2 rebounds and 1.9 assists ... He is second on the team in field goal percentage, connecting on 51.2 percent of his shots (128-of-250), including 41.2 percent of his 3-point attempts (40-of-97) ... Richardson has scored in double figures 18 times, including the last nine games ... Since moving into the starting lineup 11 games ago, Richardson, who has been named Big Ten Freshman of the Week three times, is averaging 17.3 points and 4.8 rebounds while shooting 50.0 percent from the floor.

IZZO COACH OF THE YEAR, WOJCIK NAMED BIG TEN ASSISTANT COACH OF THE YEAR

- » Head Coach Tom Izzo was named the Big Ten Coach of the Year, the fourth time in his career he has earned the honor from the league, having previously been named in 1998, 2009 and 2012 ... Spartans Associate Head Coach Doug Wojcik was the recipient of the Big Ten's Howard Moore Assistant Coach of the Year Award.
- » Izzo guided the Spartans to the Big Ten Regular Season title this year after losing the team's top three scorers from last year and being picked fifth in the league by preseason polls. MSU finished the regular season with a 26-5 record, including a 17-3 mark in the Big Ten, winning the regular season by three games and setting a school record for most conference wins. It was the 11th Big Ten regular season title for the Spartans under Izzo, tying a Big Ten record for most titles. Earlier this year, the Spartans beat Illinois for Izzo's 354th Big Ten Conference, breaking the record of 353 set by former Indiana coach Bob Knight.
- » Wojcik is in his seventh year on the Michigan State staff and was promoted to associate head coach for the Spartans prior to this season.

A veteran of more than 30 years in college basketball, Wojcik returned to East Lansing in 2018-19 and has helped guide the Spartans to three Big Ten Regular Season titles (2019, 2020, 2025), a Big Ten Tournament title (2019) and the 2019 Final Four, while making six NCAA Tournament appearances, including a run to the Sweet Sixteen in 2023. Wojcik, who in nine years as a head coach at the College of Charleston and Tulsa won 178 games, carried a .595 winning percentage and led four teams to postseason play, previously spent two years (2003-05) at Michigan State as an assistant and associate head coach and was part of the 2005 Final Four team.

2024-25 ALL-BIG TEN MEN'S BASKETBALL TEAMS (COACHES)

PLAYER OF THE YEAR
Braden Smith, Purdue

DEFENSIVE PLAYERS OF THE YEAR
Ace Baldwin Jr., Penn State

FRESHMAN OF THE YEAR
Derik Queen, Maryland

SIXTH MAN OF THE YEAR
Will Riley, Illinois

COACH OF THE YEAR
Tom Izzo, Michigan State

HOWARD MOORE ASSISTANT COACH OF THE YEAR AWARD
Doug Wojcik, Michigan State

FIRST TEAM
Derik Queen, Maryland
Brice Williams, Nebraska
TREY KAUFMAN-RENN, Purdue
BRADEN SMITH, Purdue
JOHN TONJE, Wisconsin

SECOND TEAM
Vladislav Goldin, Michigan
Danny Wolf, Michigan
Dawson Garcia, Minnesota
Nick Martinelli, Northwestern
Bruce Thornton, Ohio State

THIRD TEAM*
Kasparas Jakucionis, Illinois
Ja'Kobi Gillespie, Maryland
Jaden Akins, Michigan State
Jase Richardson, Michigan State
Nate Bittle, Oregon
Jackson Shelstad, Oregon
Tyler Bilodeau, UCLA

HONORABLE MENTION
Oumar Ballo, Indiana
Payton Sandfort, Iowa
Julian Reese, Maryland
Ace Baldwin Jr., Penn State
Ace Bailey, Rutgers
Dyler Harper, Rutgers
John Blackwell, Wisconsin

ALL-FRESHMAN TEAM
Kasparas Jakucionis, Illinois
DERIK QUEEN, Maryland
Jase Richardson, Michigan State
Ace Bailey, Rutgers
Dylan Harper, Rutgers

ALL-DEFENSIVE TEAM
Jadin Akins, Michigan State
TJ Bamba, Oregon
Nate Bittle, Oregon
Ace Baldwin Jr., Penn State
Kobe Johnson, UCLA

2024-25 Big Ten Sportsmanship Award Honorees
Ben Humrichous, ILL; Anthony Leal, IND; Ladj Dembele, IOWA; Selton Miguel, MD; Nimari Burnett, MICH; *Nick Sanders, MSU*; Kadynt Betts, MINN; Rollie Worster, NEB; Brooks Barnhizer, NU; James Cooper, ORE; Kalen Etzler, OSU; Puff Johnson, PSU; Caleb Furst, PUR; Zach Martini, RU; Lazar Stefanovic, UCLA; Harrison Hornery, USC; Wilhelm Breidenbach, WASH; Markus Ilver, WIS.

2024-25 ALL-BIG TEN MEN'S BASKETBALL TEAMS (MEDIA)

PLAYER OF THE YEAR
Braden Smith, Purdue

FRESHMAN OF THE YEAR
Derik Queen, Maryland

COACH OF THE YEAR
Tom Izzo, Michigan State

FIRST TEAM
Vladislav Goldin, Michigan
Brice Williams, Nebraska
Trey Kaufman-Renn, Purdue
BRADEN SMITH, Purdue
JOHN TONJE, Wisconsin

SECOND TEAM
Derik Queen, Maryland
Danny Wolf, Michigan
Dawson Garcia, Minnesota
Nick Martinelli, Northwestern
Bruce Thornton, Ohio State

THIRD TEAM
Kasparas Jakucionis, Illinois
Ja'Kobi Gillespie, Maryland
Jase Richardson, Michigan State
Ace Bailey, Rutgers
Dylan Harper, Rutgers

HONORABLE MENTION
Tomislav Ivisic, Illinois
Malik Reneau, Indiana
Oumar Ballo, Indiana
Payton Sandfort, Iowa
Julian Reese, Maryland
Brooks Barnhizer, Northwestern
Nate Bittle, Oregon
Jackson Shelstad, Oregon
Yanic Konan Niederhauser, Penn State
Ace Baldwin Jr., Penn State
Fletcher Loyer, Purdue
Tyler Bilodeau, UCLA
Desmond Claude, USC
Great Osobor, Washington
John Blackwell, Wisconsin

Unanimous selections in ALL CAPS
***Additional honorees due to ties**



350 OR MORE CONFERENCE WINS

With 360 Big Ten conference game victories, Tom Izzo joins Duke's Mike Krzyzewski, North Carolina's Dean Smith, Indiana's Bob Knight and Kentucky's Adolph Rupp as the only coaches to win 350 conference games within a single Power Conference at the same school (ACC, Big 8/Big 12, Big Ten, Big East, Pac 12, and SEC) ... Jim Boeheim (Syracuse), Roy Williams (Kansas/North Carolina), Rick Barnes (Providence/Clemson/Texas/Tennessee) and Lute Olson (Iowa/Arizona) all won more than 350 conference games at the power conference level, but each of them did it across multiple conferences.

20-WIN SEASONS

Michigan State's win over Illinois on Feb. 15 gave the Spartans their 20th win of the season, the 13th time in the last 14 season the team has won at least 20 games under Head Coach Tom Izzo ... Izzo has 24 20-win seasons at Michigan State and his missed the plateau only twice since 2003-04.

BIG TEN CHAMPIONS

Michigan State's win at Iowa on March 6 clinched the outright regular season title for the Spartans ... Michigan State has won 11 Big Ten Regular Season titles under Izzo, tied for the most in Big Ten Conference history.

DEFEND, REBOUND, RUN

» Michigan State Head Coach Tom Izzo has always said that if his teams can defend and rebound, it will lead to positives.

» **Through 35 games in 2024-25, the Spartans are No. 1 in 3-point FG defense (27.8%), No. 2 in the country in rebound margin (+9.4 rpg) and No. 3 in the country in fast break points (16.14 ppg).**

KenPom.com Defensive Ratings

Adjusted Efficiency	5th
Effective FG% Defense	11th
3-PT FG% Defense	1st
2-PT FG% Defense	105th
Block %	30th
Offensive Rebound %	8th

» The Spartans have led the Big Ten in rebounding 10 times in the last 20 years and led the nation in rebounding four times (in 2009, 2010, 2016 and 2019) since 2009.

» MSU ranks No. 2 nationally in rebound margin (+9.4), No. 9 in defensive rebounds per game (28.00) and No. 13 in rebounds per game (40.06).

» In the Big Ten, MSU is 2nd in rebounding offense (40.06 rpg) and 2nd in rebounding defense (30.63 rpg) and 1st in rebound margin (+9.4) ... In Big Ten-only games, the Spartans were No. 2 in rebounding offense (39.10 rpg), 2nd in rebounding defense (30.30) and No. 1 in rebound margin (+8.8).

» The Spartans are the 7th-best defensive rebounding team in the country, grabbing 75.6% of opponents misses, one of the highest a Spartans team has had in any season this century ... MSU's best defensive rebound percentage since 2000 are 76.8 (2024-25), 75.7 in 2015-16 and 2008-09, 75.0 in 2002-03 and 74.9 in 2009-10 (reaching the Final Four in 2008-09 and 2009-10).

» Individually, junior forward Jaxon Kohler ranks No. 22 in the country in defensive rebound percentage (26.2%) and No. 22 in the country in offensive rebound percentage (14.8%), per KenPom.

RANKED WINS

Michigan State has run the gauntlet in the last month, posting four-straight wins over ranked teams ... This marked the first time winning 4-straight against ranked opponents since 2019-20 ... The Spartans are 8-2 against ranked teams and have more wins against ranked teams than any other Big Ten team.

Most Wins by B1G Teams vs AP Ranked Teams This Season

MICHIGAN STATE 8, UCLA, Michigan (5), Nebraska, Ohio State, Illinois and Purdue (4 apiece)

STRENGTH IN NUMBERS I

» One of the mantras for the team this season has been a "strength in numbers" on the roster.

» Michigan State has six players averaging at least 20 minutes per game, 10 players averaging at least 10 minutes per game and, taking it one step further, **the Spartans are one of only two teams in the country (Rutgers) with 10 players averaging at least 12.8 minutes per game.**

» Under Head Coach Tom Izzo, his teams have only had seven players average at least 20 minutes per game four times (2018-19, 2009-10, 2001-02 and 1998-99).

SPREADING THE WEALTH

» Senior guard Jaden Akins leads the Spartans in scoring with 12.6 points per game and Michigan State is the only team in the country to have just two players averaging double-digit points while playing under 27.0 minutes per game (Jase Richardson, 11.9 ppg).

» MSU is also just one of four teams in the AP Top 25 with at least 7 players averaging at least 7.0 ppg (Alabama, Arizona and BYU).

» Overall, the Spartans have two players scoring in double figures, with five averaging at least 7.0 ppg (Akins, Richardson, Tre Holloman, Coen Carr, Jaxon Kohler, Jeremy Fears Jr. and Frankie Fidler) and 10 scoring at least 4.3 ppg (Carson Cooper, Xavier Booker and Szymon Zapala).

» MSU has had 10 players score at least 2 points in 18 different games this season.

» MSU is No. 5 nationally in bench points per game (34.46 ppg) and 19th nationally in bench minutes (40.5%) ... The Spartans bench has outscored their opponent 31 times in 35 games (26-5 record), including 33 games with at least 20 points and 24 games with at least 30 points.

HELPING HANDS

» Unselfishness has always been a trademark of all Tom Izzo teams ... That has been especially true for nearly the last decade as MSU established the top-five school record for assists during that span.

» In 2018-19, the Spartans led the country in total assists and handed out the second-most in a single season in MSU history (715), recording an assist on 66.8 percent of their field goals that season.

» In 2017-18, MSU led the country in assists per game (19.1) and handed out 670, then the second-best mark in program history.

» In 2015-16, MSU tallied a school record 719 assists, good for the 22nd-best total in NCAA history ... MSU's nation's-best assist average of 20.5 was the 23rd-best average in NCAA history.

» **The Spartans have handed out at least 20 assists 13 times and at least 15 on 21 occasions, while averaging 16.7 per game (2nd in the Big Ten, No. 22 nationally) ... MSU ranks No. 17 nationally per KenPom in Assist Rate at 61.7 (585 assists on 957 made field goals).**

» **Redshirt freshman guard Jeremy Fears Jr. ranks No. 9 in the country in Assist Rate (38.9%), per KenPom, while junior Tre Holloman is No. 68 nationally (30.1%).**

FROM THE CHARITY STRIPE

» MSU has been among the top teams at getting to the line and making free throws this season ... The current version of the Spartans are also among the best under Head Coach Tom Izzo.

» The Spartans are No. 23 nationally in FT percentage, connecting on 77.6% of their shots from the line (612-of-789) ... The team's 77.6% is on pace to be among the best under Izzo.

» MSU is averaging 22.4 FT attempts per game (No. 33 in the country) after going to the line 17.2 times per game in 2023-24.

STRENGTH IN NUMBERS II

The Spartans are one of two teams in the country (Rutgers) with 10 players averaging at least 12.8 minutes per game.

» There are 11 Power 4 programs (and two in the Big Ten) to have at least 8 players averaging at least 16.4 minutes per game:

» Arizona, Baylor, Boston College, BYU, Colorado, **Michigan State**, Oklahoma State, Rutgers, Texas Tech, Vanderbilt (9), Virginia Tech

» Michigan State is just one of 5 Power 4 programs to have at least 10 players averaging at least 10 minutes per game:

» BYU, **Michigan State**, Oklahoma State, Rutgers (11), Texas A&M

Michigan State All-Time Top-5 Team Free Throw Percentage

1.	1985-86	.799	31 games
2.	2004-05	.777	33 games
3.	2024-25	.776	35 games
4.	2003-04	.771	30 games
	2001-02	.771	31 games
	1986-87	.771	28 games



MICHIGAN STATE OFFENSE

» Michigan State scored 90 points in a win over Penn State on Dec. 15, the third time this season the team scored at least 90 points in regulation (fourth when they scored 94 against North Carolina in overtime) ... They have scored at least 80 points 15 times this season and when the Spartans score at least 70 points this year, MSU has a 27-1 record.
 » The Spartans are 8th overall in scoring offense in the Big Ten, and No. 73 nationally, at 78.2 points per game, and were 6th in Big Ten-only games, averaging 77.20 ppg.
 » The last time an MSU team averaged at least 80.0 ppg was the 2017-18 squad (80.2) and the 2024-25 team's 78.2 ppg are the second-highest under Head Coach Tom Izzo ... The last team to average at least 81.0 ppg was the 1985-86 team (83.1 ppg).

FAST BREAKING

» Michigan State ranks third in the nation in fast break points, averaging 16.14 points per game ... The Spartans are averaging 78.2 points per game and nearly a quarter of the team's points come in transition (20.6% – 565 of 2,737), which is the second-highest in Division I, trailing only Milwaukee (23.4%).

Most Fast Break Points by D-I Teams This Season

1. Milwaukee	18.38	588
2. Florida	16.50	594
3. Michigan State	16.14	565
4. New Mexico	15.83	554
5. N.C. Central	15.79	521

NATIONAL RANKS

Michigan State in the NCAA National Ranks:

3PT% Defense	1st	27.8%
Rebound Margin	2nd	+9.4 rpg
Fast Break Points	3rd	16.14
Bench points	5th	34.46 ppg
Defensive Rebounds/Game	9th	28.00 drpg
Rebounds per game	13th	40.06 rpg
Free Throws Made/Game	13th	17.5
Win Percentage	15th	81.8%
Assists per game	22nd	16.7 apg
Scoring Margin	18th	+11.2 ppg
FT Percentage	23rd	77.6%
FG Percentage Defense	23rd	40.4%
FT Attempts/game	31st	22.5
Assist/Turnover Ratio	35th	1.46
Blocks per game	40th	4.5 bpg
Scoring Defense	44th	67.0 ppg

LIKE FATHER, LIKE SON

» Freshman guard **Jase Richardson** joined Michigan State knowing that he'd be following in the footsteps of his father, Jason, who starred for Head Coach Tom Izzo and was part of the 2000 National Championship team.
 » Jase's dad spent two seasons at MSU, was a consensus Second Team All-American in 2001 when he averaged 14.7 points per game and went on to play in the NBA for 14 years.
 » The younger Richardson has emerged for the Spartans, averaging 11.9 points, 3.2 rebounds and 2.0 assists in 25.0 minutes ... Jase, who scored a career-high 29 points against Oregon on Feb. 8, has scored in double figures 21 times this season, with five games with 20+ points in the last 17 games.
 » As a freshman in 1999-2000, Jason Richardson averaged 5.1 ppg, 4.1 rpg and 0.6 apg in 15.7 minutes.

THREE-STRAIGHT FRESHMAN OF THE WEEK HONORS FOR JASE RICHARDSON

» Jase Richardson closed out the 2024-25 regular season by being named the Big Ten Conference Freshman of the Week three-straight times (Feb. 24, March 4 and March 10).
 » This past week, Richardson averaged 20.0 points, 4.5 rebounds and 2.5 assists with 1.0 steal per game to help lead the Spartans. He scored a game-high 22 points with four rebounds and two assists in the win at Iowa last Thursday. Richardson followed that up with 18 points, five rebounds and three assists in the win over Michigan on Sunday.
 » The previous week (at Maryland on Feb. 26 and at home vs. Wisconsin on March 2), Richardson averaged 13.0 points, 6.5 rebounds, and 3.0 assists during the two games last week ... He scored 15 points and grabbed a career-best eight rebounds in win at Maryland last Wednesday and followed that up with 11 points, five rebounds and six assists in Michigan State's win

over Wisconsin last Sunday.

» Prior to that, he averaged 16.5 points, 3.5 rebounds, 2.5 steals and 1.5 assists while shooting 55.6 percent from the floor (10-of-18), 57.1 percent from 3-point land (4-of-7) and 90.0 percent from the free throw line (9-of-10) in wins at Michigan (Feb. 21) and at home against Purdue (Feb. 18).

AKINS REACHES 1,000-POINT MARK

» Senior guard Jaden Akins became the 57th player in MSU history to reach the 1,000-point mark for his career on Jan. 12, hitting free throws with 34 seconds left in the Spartan win.

» Not only is Akins one of 57 players at Michigan State to score at least 1,000 points, he is one of just 33 players from the Mitten State to reach that mark (see chart, credit to Connor Earegood, Detroit News).

» Akins is also one of 23 players in program history to score at least 1,000 points, grab 400 rebounds and hand out at least 150 assists.

» In 133 career games, Akins now has 1,224 points, passing Kirk Manns (1986-90) and Ken Redfield (1986-90) for 35th place on the all-time scoring list at MSU and needs nine points to pass Adreian Payne (2010-14) for 34th place.

Michigan Natives to Score 1,000 Points at Michigan State

Shawn Respert	Darryl Johnson
Steve Smith	Robert Chapman
Kalin Lucas	Durrell Summers
Cassius Winston	Matt Steigenga
Jay Vincent	Stan Washington
Sam Vincent	Kelvin Torbert
Terry Furlow	Mike Peplowski
Paul Davis	Lee Lafayette
Mike Robinson	Lindsay Hairston
Denzel Valentine	Pete Gent
Morris Peterson	Bill Kilgore
Maurice Ager	Earvin "Magic" Johnson
Mateen Cleaves	Miles Bridges
Drew Neitzel	Marcus Sanders
Draymond Green	Kevin Smith
Keith Appling	Jaden Akins
Charlie Bell	

FIRST HALF - SECOND HALF

» Michigan State has had success in the second half this year, especially in Big Ten play ... MSU has won 7 games (in the last 13) trailing at the break:

Overall	1st Half	2nd Half
<i>PPG</i>	36.3 ppg	41.5 ppg
<i>Field Goal%</i>	43.6%	48.3%
<i>Field Goal% Defense</i>	39.4%	41.6%
<i>3-PT FG%</i>	29.1%	33.1%
<i>3-PT FG% Defense</i>	28.3%	27.0%
<i>Free Throw %</i>	77.6%	77.6%
<i>Assists</i>	7.9	8.7
<i>Turnovers</i>	5.8	5.6

STREAKING

» Michigan State's 13-game win streak matched the longest since a 13-game win streak by the 2018-19 team and was the longest since the 2017-18 team won 14 in a row.
 » The longest streak in program history was a 22-game win streak in 1998-99 ... MSU had 15-game win streaks in 2011-12 and in 1930-31.

MICHIGAN STATE IN DECEMBER/JANUARY

» Michigan State finished December with an 80-62 win over Western Michigan on Dec. 30, closing the month with a 5-0 record.
 » It marked just the fourth time in the last 15 years that the Spartans had gone undefeated in the final month of the calendar year.
 » The last three times MSU went undefeated in December were 2018-19 (5-0), 2017-18 (8-0) and 2011-12 (8-0) ... The Spartans finished each of those years in first place in the Big Ten (tying for first in 2011-12 and 2018-19 and winning outright in 2017-18 and in 2024-25).
 » The Spartans continued winning in January, closing out the first month of 2025 with a 7-0 record, marking the first time in his career that MSU Head Coach Tom Izzo was undefeated in both months.

**CAREER WINS – ACTIVE HEAD COACHES**

T1.	John Calipari	Arkansas	835
T1.	Rick Barnes	Tennessee	835
3.	Bill Self	Kansas	816
4.	Kelvin Sampson	Houston	796
5.	Dana Altman	Oregon	780
6.	Rick Pitino	St.John's	762
7.	Mark Few	Gonzaga	741
8.	TOM IZZO	MICHIGAN STATE	736
9.	Greg Kampe	Oakland	715
10.	Steve Alford	Nevada	700
11.	Bruce Pearl	Auburn	692
12.	Lennie Acuff	Lipscomb	643
13.	Leonard Hamilton	Florida State	638
14.	Greg McDermott	Creighton	631
15.	Fran Dunphy	La Salle	625

through March 26, 2025 (min. five seasons as DI head coach)

COACHES WITH 700 WINS AT ONE SCHOOL

1. Jim Boeheim, 1,015, (Syracuse)
2. Dean Smith, 871, (North Carolina)
3. Adolph Rupp, 876, (Kentucky)
4. Jim Phelan, 830, (Mount St. Mary's)
5. Ed Diddle, 759, (Western Kentucky)
6. Ray Meyer, 724, (DePaul)
7. Don Haskins, 719, (UTEP)
8. Mark Few, 740, (Gonzaga)
9. **Tom Izzo, 736, (Michigan State)**

CONSECUTIVE SEASONS AS ACTIVE DI HEAD COACH

RANK	COACH	SCHOOL	TOTAL
1	Greg Kampe	Oakland	41 (26 DI)
2	Rick Barnes	Tennessee	38 (all DI)
3	Dana Altman	Oregon	36 (all DI)
4	Steve Alford	Nevada	34 (30 DI)
5	Bill Self	Kansas	32 (all DI)
T-6	Ron Hunter	Tulane	31 (27 DI)
T-6	Greg McDermott	Creighton	31 (24 DI)
T-8	TOM IZZO	MICHIGAN STATE	30 (ALL DI)
T-8	Scott Nagy	Wright State	30 (20 DI)

includes 2024-25 season (min. five full seasons as DI head coach)

MOST D1 20-WIN SEASONS – ALL-TIME

RANK	COACH	TOTAL	ACTIVE RANK
1	Mike Krzyzewski	37	
2	Jim Boeheim	34	
3	Dean Smith	30	
T-4	Bob Knight	29	
T-4	Roy Williams	29	
T-6	John Calipari	28	1st active
T-6	Bob Huggins	28	
T-6	Lute Olson	28	
9	Dana Altman	25	T-2nd active
T-10	Bill Self	26	T-3rd active
T-10	Mark Few	25	T-3rd active
T-12	Rick Pitino	25	T-4th active
T-12	Rick Barnes	25	T-4th active
T-12	Kelvin Sampson	25	T-4th active
T-12	Eddie Sutton	25	
T-12	Jerry Tarkanian	25	
T-17	Jim Calhoun	24	
T-17	TOM IZZO	24	8TH ACTIVE
T-19	Lefty Driesell	22	
T-19	Mike Montgomery	22	

through 2023-24 season (only includes seasons at DI level)

AKINS, HOLLOWMAN CAPTAIN THE SPARTANS

» Michigan State Head Coach Tom Izzo named senior guard Jaden Akins and junior guard Tre Holloman team captains for the 2024-25 season.

» Similar to football, which has weekly captains, Izzo said in October that his team would model that and named weekly captains throughout the season.

» Georgia native Coen Carr, from nearby Stockbridge, was the team's game captain when MSU played Kansas in the Champions Classic on Nov. 12 in Atlanta, and has assumed that role three times ... Junior forward Jaxon Kohler served as a game captain on Dec. 17 at Oakland, while junior guard Nick Sanders took part as a game captain at Ohio State on Jan. 3.

IZZO'S 30TH SEASON AT MICHIGAN STATE

Michigan State Head Coach Tom Izzo is in his 30th season at the helm of the program he has been with for more than 40 years, including his time as an assistant coach ... He won his 700th career game last season, becoming the first Big Ten Conference head coach to win 700 games at the same school and the 38th Division I coach to reach 700 career wins ... The Spartans beat Illinois on Feb. 15 on the road for Izzo's 354th Big Ten Conference, breaking the record of 353 set by former Indiana coach Bob Knight ... In addition to leading the Spartans to a record 26-straight NCAA Tournament appearances, Izzo has guided MSU to eight Final Four appearances, 11 Big Ten regular season championships and six Big Ten Tournament titles ... He was named the Big Ten Coach of the Year this season, the fourth time in his career taking that honor ... MSU finished the regular season with a 26-5 record, including a 17-3 mark in the Big Ten, winning the regular season by three games and setting a school record for most conference wins ... It was the 11th Big Ten regular season title for the Spartans under Izzo, tying a Big Ten record for most titles.

MOST WINS SINCE 2010-11

» Michigan State Head Coach Tom Izzo has 372 wins since the 2010-11 season, the fourth-most by any school under one head coach during that span.

Schools With Most Wins Since 2010-11, Only 1 Coach (as of 3/25/25)

Rk.	Wins	School	Coach	Next
1.	451	Gonzaga	Mark Few	-
2.	426	Kansas	Bill Self	-
3.	382	Saint Mary's	Randy Bennett	-
4.	372	Michigan State	Tom Izzo	3/28
5.	370	Oregon	Dana Altman	-
6.	359	Purdue	Matt Painter	3/28
7.	356	Scott Drew	Baylor	-
8.	350	Creighton	Greg McDermott	-
9.	314	Boise State	Leon Rice	3/31
10.	312	Colorado	Tad Boyle	4/1

SPARTANS ADD TWO ON NATIONAL SIGNING DAY

» Michigan State men's basketball head coach Tom Izzo announced (Nov. 13) the signing of Jordan Scott and Cam Ward, who will join the program for the 2025-26 school year.

Jordan Scott (6-7, 190, Wing – Reston, Va. / South Lakes)

» A four-star recruit who is ranked among the top-100 players in the country (No. 52) and is No. 9 among all small forwards by 247 Sports ... Named the Virginia Class 6 State Player of the Year in 2024 ... Averaged 18.4 points, 7.5 rebounds, 2.0 assists and 1.8 steals per game as a junior ... Two-straight Class 6 first team all-state selections ... His mother, Christy Winters-Scott, played basketball at Maryland and his father, Jerome, played basketball at Miami ... His sister Brianna currently plays women's basketball at Georgetown and his brother, Jerome Jr., played at West Virginia Wesleyan.

Cam Ward (6-8, 225, Wing – Upper Marlboro, Md. / Largo)

» A four-star recruit from Upper Marlboro, Md., also just outside of D.C. ... Ranked No. 54 nationally and No. 12 among small forwards by 247 Sports ... Averaged 26.0 points, 11.5 rebounds, 2.7 steals, 2.1 blocks and 2.4 steals per game and was the Gatorade Player of the Year in Maryland as a junior ... Comes from a winning program, helping guide Largo to a state title last year ... Coached by his father (Rodney), and his mother (Ayana) is the school's athletic director and women's basketball coach ... Has a 6-11 wingspan.

GAMES STARTED

	Streak	24-25	Career	B1G
Frankie Fidler	-	7	98	-
Jaden Akins	74	35	96	58
Szymon Zapala	35	35	59	20
Jeremy Fears Jr.	12	34	34	19
Jaxon Kohler	32	32	32	20
Tre Holloman	-	16	18	12
Jase Richardson	13	13	13	9
Carson Cooper	-	-	8	1
Xavier Booker	-	3	5	2



MICHIGAN STATE RECOGNIZES BOARD OF TRUSTEE ON JERSEYS

» Michigan State's men's basketball team began wearing "JF" patches on its jerseys to honor former University Board of Trustee Joel Ferguson, who passed away on Oct. 19.

» Ferguson graduated from Michigan State in 1965 with a bachelor's degree in elementary education and served on the MSU Board of Trustees from 1987-95 and from 1997-2020.

MEMORY-MAKING DAY AS MICHIGAN STATE PLAYS EXHIBITION AT NORTHERN MICHIGAN

» Freshman guard Jase Richardson scored 11 points and sophomore forward Xavier Booker had 10 points and 11 different players scored as the Spartans beat Northern Michigan, 70-53, in the Superior Dome Showdown on Nov. 13 in the Upper Peninsula of Michigan.

» The game was about much more than who won and who lost as the matchup between the Spartans and the Wildcats served as a homecoming for MSU Head Coach Tom Izzo, a 1977 graduate of Northern Michigan and a two-time All-American when he played basketball at the Division II school on the banks of Lake Superior.

» Northern Michigan honored one its most famous alums by announcing that his jersey - #10 – would be retired in a ceremony the night before the game and he was recognized early in the game.

» As Izzo has said many times, he likes memory-makers for his players and the weekend spent in the U.P. served that, not just for the players, but for fans, who lined up outside NMU's Superior Dome – the world's largest wood-structured dome – in a light rain two hours ahead of the game. The game was broadcast live on the Big Ten Network, with Lisa Byington and Bill Raftery on the call.

SPARTANS IN SPAIN

» Michigan State took its first overseas trip in nine years this past summer, spending 10 days traveling through Spain ... The Spartans departed for Spain on Aug. 13 and visited Madrid, Valencia and Barcelona.

» While in Spain, the Spartans played three games, posting a 94-87 win over the Madrid All-Stars in the first game on Aug. 15, just one day after arriving ... Sophomore forward **Xavier Booker** scored 21 points (hitting 4-of-6 from 3-point land) to lead five players in double figures, with junior center **Carson Cooper** adding 10 points and 10 rebounds, senior forward **Frankie Fidler** scoring 14 points, junior forward **Jaxon Kohler** added 13 points and nine rebounds and redshirt freshman guard **Jeremy Fears, Jr.** scoing 12 points and handing out seven assists.

» In the second game, MSU beat the Valencia All-Stars, 105-59, on August 18 ... In that game, sophomore foward **Coen Carr** hit 10-of-11 shots from the floor and scored 20 points with seven rebounds, leading five players in double figures.

» The team's last game, on August 20, was a 115-110 loss to KK FMP, a Serbian professional team ... Six players scored in double figures in that game, with Fidler leading the way with 18 points and five rebounds ... Senior guard **Jaden Akins** scored 16 points, handed out five assists and had four rebounds and Kohler added 13 points and eight rebounds.

» During the three games, four players scored in double figures, with Fidler leading the way at 14.3 points per game while shooting 60.0 percent (15-of-25) ... Carr was second with 12.7 points while adding 6.3 rebounds, Booker averaged 12.3 points and 4.7 rebounds and Kohler added 12.0 points and 6.7 rebounds ... Akins averaged 9.3 points and 3.0 rebounds, freshman guard **Jase Richardson** added 7.7 points and 2.3 rebounds and Fears averaged 7.3 points and 6.3 assists.

TWINNING

» Another local tie for this year's Michigan State basketball program was the addition of walk-on forwards Brennan & Colin Walton, who played at nearby Okemos High School.

» The Walton brothers were standouts for Okemos, the same high school that produced former walk-on Connor George, and were added to the roster in July.

» Interestingly, the Walton twins are one of 10 sets of twins who are playing at the Division I level:

- » Gabe & Mason Madsen (Utah)
- » Kareem & Kaseem Watson (Delaware State)
- » Milos & Veljko Ilic (Loyola Md.)
- » TK Simpkins & TJ Simpkins (Elon)
- » Cooper & Carson Schwiger (Valparaiso)
- » Cam'Ron & Car'Ron Brown (Coppin State)
- » Chang & Jack Hoth (Oakland)
- » Guillermo & Jorge Diaz Graham (Pitt)
- » Nevin & Naim Ibroci (Oral Roberts)

SPARTANS IN THE NBA

» Six former Spartans were on NBA rosters as the 2024-25 season tipped off.

- » Miles Bridges, Charlotte Hornets
- » Max Christie, Dallas Mavericks
- » Draymond Green, Golden State Warriors
- » Gary Harris, Orlando Magic
- » Jaren Jackson, Jr., Memphis Grizzlies
- » Xavier Tillman, Sr., Boston Celtics

XAVIER TILLMAN SR. WINS NBA TITLE WITH CELTICS

» Former Michigan State forward Xavier Tillman Sr. was part of the Boston Celtics 2024 NBA Championship team in June ... The Celtics beat the Dallas Mavericks in five games, winning the 18th world championship in franchise history.

» Tillman was traded to the Celtics from the Memphis Grizzlies at the trade deadline in February and was a key reserve for Boston en route to a 64-18 regular season record and a run through the playoffs to the championship.

» Tillman joins a list of nine Spartans who have now won 17 NBA Championship titles.

» Tillman is the second former Michigan State player to win a title with the Celtics, joining Sam Vincent, who was part of the 1986 Boston team that beat the Los Angeles Lakers in six games.

» The first Michigan State player to win an NBA title was Magic Johnson, who won five titles with the Lakers (1980, 1982, 1985, 1987, 1988).

» Prior to Tillman, the last former Michigan State player to win an NBA title was Draymond Green with the Golden State Warriors, beating the Celtics in 2022 for the franchise's fourth championship (2015, 2017, 2018, 2022)

» Other Spartans to win NBA title include Bryn Forbes with the Milwaukee Bucks (2021), Shannon Brown with the Lakers (2009, 2010), Steve Smith and Kevin Willis, who were on the 2003 San Antonio Spurs in 2003 and Matt Steigenga with the Chicago Bulls (1997).

**2024-25 Big Ten Standings**

	Big Ten		Overall	
	W-L	Pct.	W-L	Pct.
MICHIGAN STATE	17-3	.850	29-6	.829
Maryland	14-6	.700	27-8	.771
Michigan	14-6	.700	27-9	.750
Purdue	13-7	.650	24-11	.686
UCLA	13-7	.650	23-11	.676
Wisconsin	13-7	.650	27-10	.730
Illinois	12-8	.600	22-13	.629
Oregon	12-8	.600	25-10	.714
Indiana	10-10	.500	19-13	.594
Ohio State	9-11	.450	17-15	.531
Rutgers	8-12	.400	15-17	.469
Iowa	7-13	.350	17-16	.515
Minnesota	7-13	.350	15-17	.469
Nebraska	7-13	.350	17-14	.548
Northwestern	7-13	.350	17-16	.515
USC	7-13	.350	16-17	.485
Penn State	6-14	.300	16-15	.516
Washington	4-16	.200	13-18	.419

2024-25 Schedule/Results**NCAA Tournament First Round Games****Thursday, March 20**

#4 Purdue 75, #13 High Point 63
 #3 Wisconsin 85, #14 Montana 66
 #7 UCLA 72, #10 Utah State 47
 #5 Michigan 68, #12 UC San Diego 65

Friday, March 21

#4 Maryland 81, #13 Grand Canyon 49
 #6 Illinois 86, #11 Xavier 73
 #2 Michigan State 87, #15 Bryant 62
 #5 Oregon 81, #12 Liberty 52

Saturday, March 22

#4 Purdue 76, No. 12 McNeese State 62
 #6 BYU 91, #3 Wisconsin 89
 #2 Tennessee 67, #7 UCLA 58
 #5 Michigan 91, No. 4 Texas A&M 79

Sunday, March 23

#4 Maryland 72, No. 12 Colorado State 71
 #3 Kentucky 84, #6 Illinois 75
 #2 Michigan State 71, #10 New Mexico 63
 #4 Arizona 87, #5 Oregon 83

Thursday, March 27

#4 Maryland vs. #1 Florida (7:39 p.m., TBS)

Friday, March 28

#2 Michigan State vs. #6 Ole Miss (7:09 p.m, CBS)
 #5 Michigan vs. #1 Auburn (9:30 p.m., CBS)
 #4 Purdue vs. #1 Houston (10:09 p.m., TBS)

Monday, March 31 – The Crown

Nebraska vs. Arizona State (8:30 p.m., FS1)

Tuesday, April 1 – The Crown

Tulane vs. USC (11 p.m., FS1)

**MICHIGAN STATE
IN THE BIG TEN***(As of March 24)***TEAM STATISTICS OVERALL**

Scoring Offense	8th (78.20)
Scoring Defense	3rd (66.97)
Scoring Margin	2nd (+11.23)
Free-Throw Pct.	2nd (77.6%)
Field-Goal Pct.	9th (46.0%)
FG Pct. Defense	2nd (40.4%)
3-Pt. FG Pct.	18th (31.0%)
3-Pt. FG Pct. Def.	1st (27.8%)
Rebounding Off.	2nd (40.06)
Rebounding Def.	2nd (30.63)
Rebound Margin	1st (+9.43)
Blocked Shots	3rd (4.54)
Assists	2nd (16.74)
Steals	15th (5.43)
Turnover Margin	14th (-0.20)
Assist/TO Ratio	5th (1.46)
Offensive Reb.	2nd (12.06)
Defensive Reb.	2nd (28.00)
3-Point FG Made	18th (6.03)

INDIVIDUAL STATISTICS**Jeremy Fears Jr.**

Assists 3rd (5.44 apg)
 Assist/TO Ratio 3rd (2.72, 185a, 68to)

Jase Richardson

Free Throw % 9th (84.1%)

Jaxon Kohler

Rebounding 9th (7.51 rpg)
 Offensive Reb. 5th (2.54 orpg)
 Defensive Reb. 11th (4.97 drpg)

Tre Holloman

Assists 13th (3.77 apg)
 Assist/TO Ratio 6th (2.4, 132a, 54to)

BIG STATISTICS OVERALL

Scoring Offense	6th (77.20)
Scoring Defense	1st (66.50)
Scoring Margin	1st (+10.70)
Free-Throw Pct.	2nd (78.2%)
Field-Goal Pct.	6th (46.0%)
FG Pct. Defense	1st (39.9%)
3-Pt. FG Pct.	14th (32.8%)
3-Pt. FG Pct. Def.	1st (26.5%)
Rebounding Off.	2nd (39.10)
Rebounding Def.	2nd (30.30)
Rebound Margin	1st (+8.80)
Blocked Shots	2nd (4.55)
Assists	1st (16.90)
Steals	T-12th (5.50)
Turnover Margin	13th (-0.60)
Assist/TO Ratio	4th (1.48)
Offensive Reb.	2nd (11.70)
Defensive Reb.	2nd (27.40)
3-Point FG Made	18th (6.35)

**MSU'S RECORD IN
2024-25 WHEN:**

At home: 15-1

On road: 8-2

Neutral: 6-3

Leading at the half: 20-0

Trailing at the half: 7-6

Tied at halftime: 2-0

Shoot 50% or above from field: 11-0

Shoot less than 50% from field: 18-6

Opp. shoots 50% or above: 3-0

Opp. shoots less than 50%: 26-6

MSU outshoots opp.: 26-1

Opp. outshoots MSU: 3-4

Both teams shoot same from floor: 0-1

MSU outrebounds opp.: 27-5

Opp. outrebounds MSU: 1-1

Rebounds are equal: 1-0

MSU has more turnovers: 9-5

Opp. has more turnovers: 16-0

Turnovers are equal: 4-1

Game decided by 1-5 pts: 4-3

Game decided by 6-10 pts: 9-3

Game decided by 11-15 pts: 4-0

Game decided by 16+ pts: 12-0

MSU scores less than 60 pts: 1-0

MSU scores 60-69 pts: 1-5

MSU scores 70-79 pts: 11-1

MSU scores 80+ pts: 16-0

MSU allows less than 60 pts: 7-0

MSU allows 60-69 pts: 13-1

MSU allows 70-79 pts: 6-5

MSU allows 80+ pts: 3-0

MSU in overtime: 1-0

No MSU player scores 10+: 0-0

One MSU player scores 10+: 2-1

Two MSU players score 10+: 2-2

Three MSU players score 10+: 12-2

Four MSU players score 10+: 9-0

Five MSU players score 10+: 3-0

Six MSU players score 10+: 1-0

Seven MSU players score 10+: 1-0

In November: 6-2

In December: 5-0

In January: 7-0

In February: 5-3

In March: 6-1

In April: 0-0

On Sunday: 5-0

On Monday: 3-0

On Tuesday: 4-4

On Wednesday: 4-0

On Thursday: 3-0

On Friday: 4-0

On Saturday: 6-2

Day Games: 12-3

Night Games: 17-3



Spartan Sports Network Radio Affiliates

Alma	WQBX (FM 104.9)
Alpena	WKJZ (FM 94.9)
Bad Axe	WLEW (AM 1340)
Benton Harbor/South Haven	WCSY (FM 103.7)
Detroit	WJR (AM 760)
Flint	WWCK (AM 1570 / FM 107.3)
Grand Haven/Muskegon	WGHN (FM 92.1)
Grand Rapids	WBFX (FM 101.3)
Hastings	WBCH (FM 100.1)
Iron Mountain	WZNL (FM 94.3)
Jackson	FOX Sports (FM 101.9)
Lansing	WJIM (AM 1240 / FM 106.9)
	WMMQ (FM 94.9)
Ludington/Manistee	WLDN (FM 98.7)
Marquette/Ishpeming	WRUP (FM 98.3)
Midland	WLUN (FM 100.9)
Ortonagon	WUPY (FM 101.1)
Port Huron	WPHM (AM 1380)
Saginaw	WILZ (FM 104.5)
Tawas City	WQLB (FM 103.3)
Traverse City	WJZQ (FM 92.9)

Note: Radio affiliate listing as of October 10, 2023 and is subject to change. Sirius/XM Radio; streaming for games and weekly press conferences available at msuspartans.com; Mobile App for iPhone and Android.

ASSOCIATED PRESS

March 17

Team	Record	Pts
1 Duke (49)	31-3	1463
2 Houston (6)	30-4	1394
3 Florida (2)	30-4	1370
4 Auburn (2)	28-5	1291
5 St. John's	30-4	1225
6 Tennessee	27-7	1174
7 Alabama	25-8	1120
8 MICHIGAN STATE	27-6	1080
9 Texas Tech	25-8	926
10 Louisville	27-7	809
11 Maryland	25-8	764
12 Clemson	27-6	746
13 Wisconsin	26-9	732
14 Michigan	25-9	681
15 Iowa State	24-9	641
16 Memphis	29-5	636
17 BYU	24-9	563
18 Kentucky	22-11	511
19 Texas A&M	22-10	457
20 Saint Mary's	28-5	306
21 Arizona	22-12	253
22 Purdue	22-11	227
23 Missouri	22-11	159
24 Gonzaga	25-8	151
25 Oregon	24-9	115

Others receiving votes: Drake 107, Marquette 69, UC San Diego 57, Illinois 55, VCU 28, Creighton 28, Ole Miss 13, McNeese 4, UConn 4, Colorado State 4, Kansas 3, High Point 3, Akron 3, UCLA 3

Dropped from rankings: Illinois 24, Marquette 25

COACHES POLL

March 17

Team	Record	Pts
1 Duke (26)	28-3	770
1 Duke (25)	31-3	764
2 Houston (2)	30-4	731
3 Florida (3)	30-4	715
4 Auburn (1)	28-5	672
5 St. John's	30-4	643
6 Tennessee	27-7	634
7 Michigan State	27-6	568
8 Alabama	25-8	556
9 Texas Tech	25-8	498
10 Wisconsin	26-9	445
11 Louisville	27-7	426
12 Maryland	25-8	401
13 Clemson	27-6	378
14 Iowa State	24-9	361
15 Michigan	25-9	329
16 Memphis	29-5	272
17 BYU	24-9	235
18 Texas A&M	22-10	233
19 Saint Mary's	28-5	209
20 Arizona	22-12	177
21 Kentucky	22-11	164
22 Purdue	22-11	154
23 Gonzaga	25-8	93
24 Missouri	22-11	90
25 Marquette	23-10	68

Others receiving votes: Drake 46, UC San Diego 37, Oregon 35, VCU 33, Creighton 33, Illinois 27, Kansas 16, UConn 12, Baylor 7, Colorado State 6, UCLA 3, Ole Miss 2, Vanderbilt 1, North Carolina 1

Dropped from rankings: Illinois 25

TRACKING MICHIGAN STATE'S OPPONENTS

Opponent	Last Game	Next Game	Record
Northern Michigan	L, 72-87 vs Michigan Tech (3/15)	End of Regular Season	22-10
Ferris State	L, 81-79, vs Missouri-St. Louis (3/15)	End of Regular Season	25-9
Monmouth	L, 78-79 (OT), vs Charleston (3/9)	End of Regular Season	13-20
Niagara	L, 76-77, at Rider (3/8)	End of Regular Season	11-20
Kansas	L, 79-72, vs Arkansas, NCAA (3/20)	End of Regular Season	21-13
Bowling Green	L, 67-96, vs Akron (3/13)	End of Regular Season	14-18
Samford	L, 78-95, vs Furman (3/8)	End of Regular Season	22-10
Colorado	L, 77-68, vs Houston (3/13)	End of Regular Season	14-20
Memphis	L, 78-70, vs. Colorado State, NCAA (3/21)	End of Regular Season	29-6
North Carolina	L, 71-64, vs. Ole Miss, NCAA (3/21)	End of Regular Season	23-14
Oakland	L, 76-79 (OT), at Robert Morris (3/10)	End of Regular Season	16-18
Florida Atlantic	L, 86-79, vs. Dayton, NIT (3/19)	End of Regular Season	18-16
Western Michigan	L, 66-73, vs Kent State (3/13)	End of Regular Season	12-20
Minnesota	L, 64-72 vs Northwestern (3/12)	End of Regular Season	15-17
Nebraska	L, 83-68, vs Iowa (3/9)	vs. Arizona State, Crown (3/31)	17-14
Ohio State	L, 70-77, vs Iowa (3/12)	End of Regular Season	17-15
Washington	L, 80-73 (OT), vs Oregon (3/9)	End of Regular Season	13-18
Northwestern	L, 63-70 vs Wisconsin (3/13)	End of Regular Season	17-16
Penn State	W, 86-75, at Wisconsin (3/8)	End of Regular Season	16-15
Illinois	L, 84-75, vs. Kentucky, NCAA (3/23)	End of Regular Season	22-13
Rutgers	L, 97-89 (2OT), vs USC (3/12)	End of Regular Season	15-17
USC	L, 71-76, vs Purdue (3/13)	vs Tulane, Crown (4/1)	16-17
UCLA	L, 67-58, vs. Tennessee, NCAA (3/22)	End of Regular Season	23-11
Oregon	L, 87-83, vs. Arizona, NCAA (3/23)	End of Regular Season	25-10
Indiana	W, 60-66, vs Ohio State (3/8)	End of Regular Season	19-12
Purdue	W, 76-62, vs. McNeese, NCAA (3/22)	vs. Houston (3/28)	24-11
Michigan	W, 91-79, vs. Texas A&M, NCAA (3/22)	vs. Auburn (3/28)	27-9
Maryland	W, 72-71, vs. Colorado State, NCAA (3/23)	vs. Florida (3/27)	27-8
Wisconsin	L, 91-89, vs. BYU, NCAA (3/22)	End of Regular Season	27-10
Iowa	L, 94-106, vs Illinois (3/31)	End of Regular Season	17-16

MSU By Week

Date	AP	Coaches
Preseason	RV	RV
Week 2	RV	RV
Week 3	RV	RV
Week 4	RV	RV
Week 5	RV	25
Week 6	21	19
Week 7	20	19
Week 8	18	18
Week 9	18	15
Week 10	16	14
Week 11	12	12
Week 12	8	8
Week 13	7	7
Week 14	9	9
Week 15	11	11
Week 16	14	13
Week 17	8	8
Week 18	8	7
Week 19	7	6
Week 20	8	7



THE BOOK ON TOM IZZO

- * Inducted into the Naismith Memorial Basketball Hall of Fame
- * Eight-Time National Coach of the Year
- * One NCAA, 11 Big Ten & Six Big Ten Tournament titles
- * Eight Final Four appearances
- * Four-Time Big Ten Coach of the Year
- * 27-straight NCAA Tournament appearances
- * 21 NBA Draft Picks, including 11 first rounders
- * 11 All-Americans - Three Academic All-Americans
- * Graduates 85% of players that complete eligibility
- * Longest serving active Big Ten men's basketball coach
- * One of five coaches in Big Ten history with eight league titles
- * MSU's all-time winningest coach – **Winningest coach in Big Ten history**
- * First among Big Ten coaches in all-time wins at one school

Coach Izzo

In his 30th year, Tom Izzo (Northern Michigan, '77) is 736-301 (.710), and 360-173 (.675) in the Big Ten, as the head coach of the Michigan State basketball program. He ranks as the winningest coach in Michigan State history, having passed his mentor, Jud Heathcote, with his 341st career victory on Nov. 28, 2009. In his 29-plus seasons as a head coach, Izzo has captured eight National Coach of the Year awards, including the Clair Bee Award in 2005 and NABC honors in 2001 and 2012. In 1999, Izzo was named National Coach of the Year by Basketball Times, while earning similar honors from The Associated Press, Basketball News and the USBWA in '98. He also earned National Coach of the Year accolades from CBSSports.com in 2012. He earned Big Ten Coach of the Year honors in 1998, 2009, 2012 and 2025. Izzo was enshrined in the Naismith Memorial Basketball Hall of Fame on September 9, 2016, cementing his status as one of the game's all-time greats.

Among The Big Ten's Best

Tom Izzo's .675 winning percentage in Big Ten games ranks fourth all-time among league coaches with at least 10 years of service, behind former Wisconsin coach Bo Ryan (.717), former Indiana coach Bob Knight (.700), and former Purdue coach Ward Lambert (.685). In all games, Ohio State's Thad Matta ranks first at .748, followed by Ryan (.737), Knight (.734), Wisconsin's Walter Meanwell (.712), Izzo (.710) and Lambert (.709). Michigan State won at Illinois, 79-65, on Feb. 15, 2025, giving Izzo his 354th conference victory, moving him past Knight for the all-time lead. When MSU beat Maryland on March 6, 2022, Izzo reached 663 wins, passing Knight (662) for most overall wins as a head coach at a Big Ten school, and 700 wins when the Spartans beat Michigan on Jan. 30, 2024.

Izzo Among Best Ever

Through his first 29 seasons, Tom Izzo won 707 games, ranking fourth in college basketball history for most wins by a college coach in his first 29 years.

Final Fours

Tom Izzo led MSU to eight Final Four appearances between 1999 and 2019, becoming just the fourth school in college basketball history to do it in any 21-year span, including just the third since the tournament field expanded to 64 teams in 1985. Izzo's eight Final Fours are the most by any coach since his first season in 1996 and he ranks fifth all-time, including third among active coaches. The eight Final Fours are also the most by any Big Ten coach.

Year	Overall	Pct.	Big Ten	Pct.	Finish	Postseason
1995-96	16-16	.500	9-9	.500	7th	NIT Second Round
1996-97	17-12	.586	9-9	.500	T-6th	NIT Second Round
1997-98	22-8	.733	13-3	.813	T-1st	NCAA Sweet 16
1998-99	33-5	.868	15-1	.938	1st	NCAA Final Four
1999-2000	32-7	.821	13-3	.813	T-1st	NCAA Champion
2000-01	28-5	.848	13-3	.813	T-1st	NCAA Final Four
2001-02	19-12	.613	10-6	.625	5th	NCAA First Round
2002-03	22-13	.629	10-6	.625	T-3rd	NCAA Elite Eight
2003-04	18-12	.600	12-4	.750	T-2nd	NCAA First Round
2004-05	26-7	.788	13-3	.813	2nd	NCAA Final Four
2005-06	22-12	.647	8-8	.500	T-6th	NCAA First Round
2006-07	23-12	.657	8-8	.500	T-7th	NCAA Second Round
2007-08	27-9	.750	12-6	.667	4th	NCAA Sweet 16
2008-09	31-7	.816	15-3	.833	1st	NCAA Runner Up
2009-10	28-9	.757	14-4	.778	T-1st	NCAA Final Four
2010-11	19-15	.559	9-9	.500	T-4th	NCAA Second Round
2011-12	29-8	.784	13-5	.722	T-1st	NCAA Sweet 16
2012-13	27-9	.750	13-5	.722	T-2nd	NCAA Sweet 16
2013-14	29-9	.784	12-6	.667	T-2nd	NCAA Elite Eight
2014-15	27-12	.692	12-6	.667	T-3rd	NCAA Final Four
2015-16	29-6	.828	13-5	.722	2nd	NCAA First Round
2016-17	20-15	.571	10-8	.556	T-5th	NCAA Second Round
2017-18	30-5	.857	16-2	.889	1st	NCAA Second Round
2018-19	32-7	.821	16-4	.800	T-1st	NCAA Final Four
2019-20	22-9	.710	14-6	.700	T-1st	
2020-21	15-13	.536	9-11	.450	T-8th	NCAA First Four
2021-22	23-13	.639	11-9	.550	T-7th	NCAA Second Round
2022-23	21-13	.618	11-8	.579	4th	NCAA Sweet 16
2023-24	20-15	.571	10-10	.500	8th	NCAA Second Round
2024-25	29-6	.829	17-3	.850	1st	
30 Years	736-301	.710	360-173	.675		

BY THE NUMBERS

Final Four Appearances

By Big Ten Coach

COACH	APPEARANCES
1. Tom Izzo (MSU) *	8
2. Bob Knight (Indiana)	5
3. Harold Olsen (Ohio State)	4
Fred Taylor (Ohio State)	4

Career Big Ten Victories

COACH	VICTORIES
1. Tom Izzo (MSU)	360
2. Bob Knight (Indiana)	353
3. Gene Keady (Purdue)	265

Consecutive NCAA Tour. Appearances

COACH	APPEARANCES
1. Tom Izzo (MSU) * #	27
2. Mike Krzyzewski (Duke)	24
3. Dean Smith (North Carolina)	23
# Active Streak	

Final Four Appearances

COACH	APPEARANCES
1. Mike Krzyzewski (Duke)	14
John Wooden (UCLA)	12
3. Dean Smith (North Carolina)	11
4. Roy Williams (Kansas/UNC)	9
5. Tom Izzo (MSU) *	8

Final Four Appearances Since 1996

(Izzo's First Season)

COACH	APPEARANCES
1. Tom Izzo (MSU) *	8
2. Roy Williams (Kansas/UNC)	7
3. Mike Krzyzewski (Duke)	7
4. John Calipari (Mass./Mem./UK) *	4

NCAA Tournament Wins

COACH	VICTORIES
1. Mike Krzyzewski (Duke)	101
2. Roy Williams (Kansas/UNC)	79
3. Dean Smith (North Carolina)	65
4. Jim Boeheim (Syracuse) *	58
Tom Izzo (MSU) *	58
6. Bill Self (Kansas) *	52
7. John Calipari (Mass./Mem./UK) *	51
8. Jim Calhoun (N'Eastern/UConn) *	49
9. John Wooden (UCLA)	47

Most Wins: First 29 Seasons

COACH	VICTORIES
1. Roy Williams (Kansas/UNC)	816
2. Bill Self (Tulsa/Ill./Kansas) *	748
3. John Calipari (Mass./Mem./UK) *	742
4. Tom Izzo (MSU) *	707

* Active Coach

NOTABLE IZZO WINS

Win #1: vs. Chaminade (69-66), 11/20/95

Big Ten Win #1: vs. Indiana (65-60), 1/4/96

Win #100: vs. Indiana (77-71 OT), 1/11/2000

Win #200: vs. Iowa (89-72), 2/4/2004

Big Ten Win #100: vs. Minnesota (69-58), 2/14/2004

Win #232*: vs. Duke (78-68), 3/25/2005

Win #300: vs. Iowa (66-52), 2/23/2008

Win #341**: vs. UMass (106-68), 11/28/2009

Win #400: vs. Minnesota (68-52), 1/30/2012

Big Ten Win #200: vs. Ohio State (59-56), 1/19/2013

Win #500: vs. Boston College (99-68), 11/26/2015

Win #600: vs. Ohio State (77-70), 3/15/2019

Big Ten Win #300: vs. Iowa (78-70), 2/25/2020

Win #662: vs. Purdue (68-65), 2/26/2022

Win #663: vs. Maryland (77-67), 3/6/2022

Win #700: vs. Michigan (81-62), 1/30/2024

Big Ten Win #353: vs. Oregon (86-74), 2/8/2025

Big Ten Win #354: at Illinois (79-65), 2/15/2025

* Became MSU's second-winningest coach

** Became MSU's all-time winningest coach



2024-25

PLAYER BIOS





0

Jaxon Kohler

Junior • Forward • 6-9 • 245

American Fork, Utah • Southern California Academy

Last Time Out | New Mexico



2024-25 SEASON AVG.



POINTS	REBOUNDS	BLOCKS	MINUTES
4	2	0	17

POINTS	REBOUNDS	BLOCKS	MINUTES
7.8	7.5	0.7	20.7

SEASON HIGHS

Minutes:	31 vs. Oregon (2/8/25)
Points:	23 vs. Illinois (2/15/25)
Rebounds:	16 vs. Wisconsin (3/2/25)
Assists:	5 vs. Northwestern (1/12/25)
Steals:	2, 2x, last vs. Illinois (2/15/25)
Field Goals:	9 vs. Illinois (2/15/25)
FG Att.:	14 vs. Kansas (11/12/24)
3-PT FG:	4 vs. Illinois (2/15/25)
3-PT FG Att:	5, 2x, last vs. Illinois (2/15/25)
Free Throws:	6 vs. Bowling Green (11/16/24)
FT Att.:	7 vs. Oakland (12/17/24)
Blocks:	3 vs. Oakland (12/17/24)

CAREER HIGHS

Minutes:	31 vs. Oregon (2/8/25)
Points:	23 vs. Illinois (2/15/25)
Rebounds:	16 vs. Wisconsin (3/2/25)
Assists:	5 vs. Northwestern (1/12/25)
Steals:	2, 2x, last vs. Illinois (2/15/25)
Field Goals:	9 vs. Illinois (2/15/25)
FG Att.:	14 vs. Kansas (11/12/24)
3-PT FG:	4 vs. Illinois (2/15/25)
3-PT FG Att:	5, 2x, last vs. Illinois (2/15/25)
Free Throws:	6 vs. Bowling Green (11/16/24)
FT Att.:	7 vs. Oakland (12/17/24)
Blocks:	3, 3x, last vs. Oakland (12/17/24)

BIG TEN HIGHS

Minutes:	31 vs. Oregon (2/8/25)
Points:	23 vs. Illinois (2/15/25)
Rebounds:	16 vs. Wisconsin (3/2/25)
Assists:	5 vs. Northwestern (1/12/25)
Steals:	2 vs. Illinois (2/15/25)
Field Goals:	9 vs. Illinois (2/15/25)
FG Att.:	13 vs. Illinois (2/15/25)
3-PT FG:	4 vs. Illinois (2/15/25)
3-PT FG Att:	5 vs. Illinois (2/15/25)
Free Throws:	4 vs. Minnesota (12/4/24)
FT Att.:	4 vs. Minnesota (12/4/24)
Blocks:	3, 2x, last vs. Iowa (1/19/23)

PRODUCTION TRACKER (MSU'S RECORD)

	Season	Career
Double-Figure Scoring	9 (8-1)	11 (10-1)
Double-Figure Rebounding	10 (9-1)	11 (10-1)
Double-Figure Assists	0 (0-0)	0 (0-0)
Double-Doubles	7 (6-1)	8 (7-1)
Led MSU in Scoring	2 (2-0)	2 (2-0)
Led MSU in Rebounding	17 (13-4)	20 (16-4)
Led MSU in Assists	0 (0-0)	0 (0-0)
20+ Point Games	2 (2-0)	2 (2-0)
30+ Point Games	0 (0-0)	0 (0-0)

Kohler Game-by-Game 2024-25

Date	Opponent	St.	Min.	FG-A	3FG-A	FT-FTA	O-D-R	PF	A	TO	B	S	TP
11/4	MONMOUTH		18	2-5	1-2	0-0	2-6-8	0	0	3	1	1	5
11/7	NIAGARA		18	8-12	0-2	4-5	6-7-13	2	0	0	0	2	20
11/12	vs. Kansas		23	5-14	1-5	1-1	4-6-10	2	1	1	1	0	12
11/16	BOWLING GREEN	*	16	2-3	0-0	6-6	0-3-3	3	2	0	1	1	10
11/19	SAMFORD	*	17	1-2	0-1	2-2	0-6-6	1	2	0	0	0	4
11.25	vs. Colorado	*	20	2-4	0-2	0-0	1-6-7	0	0	1	1	0	4
11/26	vs. Memphis	*	28	3-7	1-1	0-3	3-5-8	2	2	4	0	0	7
11/27	vs. North Carolina	*	12	1-7	0-2	1-2	0-5-5	1	0	0	0	0	3
12/4	at Minnesota	*	26	3-4	1-1	4-4	3-8-11	0	2	0	1	1	11
12/7	NEBRASKA	*	24	3-3	0-0	2-2	7-5-12	1	4	4	2	1	8
12/17	Oakland	*	25	6-11	0-1	5-7	3-7-10	1	1	2	3	0	14
12/21	FLORIDA ATLANTIC	*	21	2-9	0-1	2-2	4-8-12	3	1	2	1	0	6
12/30	WESTERN MICHIGAN	*	16	0-4	0-2	1-2	1-3-4	0	0	1	0	0	1
1/3	at Ohio State	*	20	3-5	0-1	2-2	4-6-10	1	1	1	0	0	8
1/9	WASHINGTON	*	16	2-2	0-0	2-2	0-7-7	1	4	0	1	1	6
1/12	at Northwestern	*	22	4-4	0-0	0-0	4-1-5	3	5	2	1	0	8
1/15	PENN STATE	*	18	3-9	1-3	0-0	3-3-6	2	1	0	1	1	7
1/19	ILLINOIS	*	19	4-9	0-1	0-0	3-3-6	1	2	3	0	0	8
1/25	vs. Rutgers	*	11	1-1	0-0	0-0	0-2-2	3	0	1	0	0	2
1/28	MINNESOTA	*	18	3-6	2-4	0-0	1-6-7	3	1	1	2	0	8
2/1	at USC	*	18	1-2	0-1	0-0	1-7-8	3	1	2	0	0	2
2/4	at UCLA	*	13	3-5	0-0	2-2	4-3-7	3	1	3	1	0	8
2/8	OREGON	*	31	5-9	1-2	3-3	4-8-12	1	1	2	1	0	14
2/11	INDIANA	*	18	2-5	0-0	1-1	3-4-7	4	1	1	1	0	5
2/15	at Illinois	*	30	9-13	4-5	1-3	6-4-10	0	0	0	1	2	23
2/18	PURDUE	*	28	4-5	1-2	0-0	1-3-4	0	1	2	2	0	9
2/21	at Michigan	*	20	1-5	0-2	0-0	2-2-4	4	3	1	0	1	2
2/26	at Maryland	*	18	1-3	0-0	1-1	2-6-8	3	0	0	0	0	3
3/2	WISCONSIN	*	30	4-10	0-2	2-3	7-9-16	1	2	2	1	0	10
3/6	at Iowa	*	24	5-7	0-0	5-5	1-5-6	1	1	0	0	1	15
3/9	MICHIGAN	*	25	4-8	1-2	0-0	2-5-7	3	1	1	2	1	9
3/14	vs. Oregon	*	26	2-2	1-1	0-0	0-4-4	3	1	2	0	0	5
3/15	vs. Wisconsin	*	15	3-4	1-1	0-1	2-5-7	3	1	0	0	0	7
3/21	vs. Bryant	*	19	2-6	0-0	0-0	5-4-9	2	1	2	1	0	4
3/23	vs. New Mexico	*	17	2-3	0-0	0-0	0-2-2	1	1	1	0	0	4

KOHLER'S CAREER STATS

Year	GP/GS	Min./Avg	FG-FGA	FG%	3FG-FGA	3FG%	FT-FTA	FT%	OFF-DEF	REB	AVG	PF/D	A	TO	BL	ST	PTS	AVG
22-23	34/0	367/10.8	50-99	.505	0-2	.000	2-8	.250	35-63	98	2.9	45/0	10	21	17	4	102	3.0
23-24	21/0	195/9.3	20-46	.435	0-3	.000	2-7	.286	17-25	42	2.0	28/0	4	9	11	2	42	2.0
24-25	35/32	723/20.7	106-208	.510	16-47	.340	44-54	.815	89-174	263	7.5	62/0	46	45	26	13	272	7.8
TOTAL	90/32	1286/14.3	176-353	.499	16-52	.308	48-69	.696	141-262	403	4.5	135/0	60	75	54	19	416	4.6

KOHLER'S CAREER BIG TEN STATS

Year	GP/GS	Min./Avg	FG-FGA	FG%	3FG-FGA	3FG%	FT-FTA	FT%	OFF-DEF	REB	AVG	PF/D	A	TO	BL	ST	PTS	AVG
22-23	19/0	212/11.2	32-52	.615	0-1	.000	1-3	.333	17-34	51	2.7	25/0	6	12	8	4	65	3.4
23-24	17/0	151/8.9	13-33	.394	0-3	.000	1-5	.200	11-19	30	1.8	17/0	3	9	10	2	27	1.6
24-25	20/20	429/21.5	65-115	.565	11-26	.423	25-28	.893	58-97	155	7.8	38/0	32	26	17	9	166	8.3
TOTAL	56/20	791/14.1	110-200	.550	11-30	.367	27-36	.750	86-150	236	4.2	80/0	41	47	35	15	258	4.6



1

Jeremy Fears Jr.

R-Freshman • Guard • 6-2 • 190
Joliet, Ill. • Joliet West

Last Time Out | New Mexico



2024-25 SEASON AVG.



POINTS	REBOUNDS	ASSISTS	MINUTES
5	3	2	27

POINTS	REBOUNDS	ASSISTS	MINUTES
7.4	2.1	5.4	23.5

SEASON HIGHS

Minutes: 32 vs. North Carolina (11/27/24)
 Points: 14, 2x, last vs Wisconsin (3/15/25)
 Rebounds: 6, 2x, last vs. UCLA (2/4/25)
 Assists: 10 vs. Washington (1/9/25)
 Steals: 3, 2x, last vs. Michigan (3/9/25)
 Field Goals: 5 vs Wisconsin (3/15/25)
 FG Att.: 9, 2x, last vs. Illinois (1/19/25)
 3-PT FG: 2 vs. Michigan (2/21/25)
 3-PT FG Att: 4, 3x, last vs. Bryant (3/21/25)
 Free Throws: 9 vs. North Carolina (11/27/24)
 FT Att.: 11 vs. North Carolina (11/27/24)
 Blocks: 1, 7x, last vs. New Mexico (3/23/25)

CAREER HIGHS

Minutes: 32 vs. North Carolina (11/27/24)
 Points: 14, 2x, last vs Wisconsin (3/15/25)
 Rebounds: 10 vs. Georgia Southern (11/28/23)
 Assists: 10, 2x, last vs. Washington (1/9/25)
 Steals: 3, 2x, last vs. Michigan (3/9/25)
 Field Goals: 5 vs Wisconsin (3/15/25)
 FG Att.: 9, 2x, last vs. Illinois (1/19/25)
 3-PT FG: 2 vs. Michigan (2/21/25)
 3-PT FG Att: 4, 2x, last vs. Michigan (2/21/25)
 Free Throws: 9 vs. North Carolina (11/27/24)
 FT Att.: 11 vs. North Carolina (11/27/24)
 Blocks: 1, 9x, last vs. New Mexico (3/23/25)

BIG TEN HIGHS

Minutes: 28 vs. Ohio State (1/3/25)
 Points: 14 vs. Iowa (3/6/25)
 Rebounds: 6, 2x, last vs. UCLA (2/4/25)
 Assists: 10 vs. Washington (1/9/25)
 Steals: 3, 2x, last vs. Michigan (3/9/25)
 Field Goals: 4, 4x, last vs. Iowa (3/6/25)
 FG Att.: 9 vs. Illinois (1/19/25)
 3-PT FG: 2 vs. Michigan (2/21/25)
 3-PT FG Att: 4, 2x, last vs. Michigan (2/21/25)
 Free Throws: 7 vs. Michigan (3/9/25)
 FT Att.: 8, 3x, last vs. Michigan (3/9/25)
 Blocks: 1, 2x, last vs. Illinois (2/15/25)

PRODUCTION TRACKER (MSU'S RECORD)

	Season	Career
Double-Figure Scoring	12 (11-1)	12 (11-1)
Double-Figure Rebounding	0 (0-0)	1 (1-0)
Double-Figure Assists	1 (1-0)	2 (2-0)
Double-Doubles	1 (1-0)	1 (1-0)
Led MSU in Scoring	1 (0-1)	1 (0-1)
Led MSU in Rebounding	0 (0-0)	1 (1-0)
Led MSU in Assists	19 (16-3)	20 (17-3)
20+ Point Games	0 (0-0)	0 (0-0)
30+ Point Games	0 (0-0)	0 (0-0)

Fears Game-by-Game 2024-25

Date	Opponent	St.	Min.	FG-A	3FG-A	FT-FTA	O-D-R	PF	A	TO	B	S	TP
11/4	MONMOUTH	*	22	1-2	0-0	1-2	0-0-0	3	8	2	1	0	3
11/7	NIAGARA	*	22	2-5	0-1	3-3	1-1-2	3	8	1	0	1	7
11/12	vs. Kansas	*	27	3-8	0-0	3-5	0-3-3	4	6	2	0	2	9
11/16	BOWLING GREEN	*	21	2-4	1-1	5-6	0-1-1	3	5	5	0	2	10
11/19	SAMFORD	*	13	0-1	0-0	2-2	0-0-0	1	4	3	0	1	2
11.25	vs. Colorado	*	23	4-6	0-1	0-0	0-0-0	2	6	2	0	1	8
11/26	vs. Memphis	*	22	3-4	0-0	2-2	0-1-1	3	3	2	0	1	8
11/27	vs. North Carolina	*	32	2-6	0-0	9-11	0-4-4	2	6	2	0	2	13
12/4	at Minnesota	*	21	2-3	1-1	5-5	0-2-2	3	5	1	0	0	10
12/7	NEBRASKA	*	22	1-4	0-1	4-4	0-3-3	2	8	3	0	1	6
12/17	Oakland	*	24	1-4	0-0	2-2	0-3-3	1	4	1	1	1	4
12/21	FLORIDA ATLANTIC	*	23	4-9	1-1	4-6	1-0-1	2	8	1	1	0	13
12/30	WESTERN MICHIGAN	*	23	1-2	0-0	1-2	0-1-1	3	6	2	0	1	3
1/3	at Ohio State	*	28	2-7	1-2	1-2	1-5-6	3	7	3	0	1	6
1/9	WASHINGTON	*	25	4-8	1-4	3-4	0-2-2	2	10	1	0	1	12
1/12	at Northwestern	*	27	4-5	1-1	3-7	0-1-1	1	8	1	0	1	12
1/15	PENN STATE	*	22	1-4	0-0	6-8	0-2-2	4	7	2	0	0	8
1/19	ILLINOIS	*	24	3-9	0-1	3-3	0-2-2	3	6	2	0	1	9
1/25	vs. Rutgers	*	25	1-2	0-0	2-2	0-2-2	1	4	4	0	1	4
1/28	MINNESOTA	*	24	1-4	0-2	3-4	0-0-0	0	2	3	0	1	5
2/1	at USC	*	27	3-7	1-1	5-8	0-2-2	3	6	0	0	2	12
2/4	at UCLA	*	27	2-4	1-2	1-2	2-4-6	1	5	3	1	1	6
2/8	OREGON	-	-	-	-	-	-	-	-	-	-	-	-
2/11	INDIANA	*	19	0-2	0-0	0-0	0-2-2	3	2	2	0	1	0
2/15	at Illinois	*	23	2-8	0-2	0-0	1-3-4	0	5	4	1	1	4
2/18	PURDUE	*	19	0-3	0-2	0-0	0-1-1	2	6	0	0	1	0
2/21	at Michigan	*	23	4-8	2-4	0-1	0-1-1	2	2	2	0	1	10
2/26	at Maryland	*	22	2-7	1-1	0-0	1-3-4	1	1	3	0	3	5
3/2	WISCONSIN	*	23	0-4	0-0	1-2	0-1-1	1	5	0	0	0	1
3/6	at Iowa	*	20	4-6	1-2	5-7	0-3-3	3	3	1	0	2	14
3/9	MICHIGAN	*	19	0-1	0-0	7-8	0-1-1	4	6	5	0	3	7
3/14	vs. Oregon	*	26	3-7	0-1	5-8	1-1-2	0	5	2	0	0	11
3/15	vs. Wisconsin	*	26	5-8	0-1	4-4	0-3-3	4	6	1	0	0	14
3/21	vs. Bryant	*	29	2-6	1-4	6-8	1-2-3	3	6	3	1	1	11
3/23	vs. New Mexico	*	27	0-2	0-0	5-8	0-3-3	1	2	1	1	1	5

FEARS' CAREER STATS

Year	GP/GS	Min./Avg	FG-FGA	FG%	3FG-FGA	3FG%	FT-FTA	FT%	OFF-DEF	REB	AVG	PF/D	A	TO	BL	ST	PTS	AVG
23-24	12/0	184/15.4	15-30	.500	1-6	.167	11-17	.647	2-21	23	1.9	16/0	40	13	2	10	42	3.5
24-25	34/34	799/23.5	69-170	.406	13-36	.361	101-136	.743	9-62	71	2.1	76/0	185	68	7	36	252	7.4
TOTAL	46/34	984/21.4	84-200	.420	14-42	.333	112-153	.732	11-83	94	2.0	92/0	225	81	9	46	294	6.4

FEARS' CAREER BIG TEN STATS

Year	GP/GS	Min./Avg	FG-FGA	FG%	3FG-FGA	3FG%	FT-FTA	FT%	OFF-DEF	REB	AVG	PF/D	A	TO	BL	ST	PTS	AVG
23-24	2/0	24/12.0	2-6	.333	0-0	.000	1-1	1.000	0-0	0	0.0	4/0	3	4	0	0	5	2.5
24-25	19/19	440/23.2	36-96	.375	10-26	.385	49-67	.731	5-40	45	2.4	41/0	102	38	2	22	131	6.9
TOTAL	21/19	464/22.1	38-102	.373	10-26	.385	50-68	.735	5-40	45	2.1	45/0	105	42	2	22	136	6.5



2

Kur Teng

Freshman • Guard • 6-4 • 190

Manchester, N.H. • Bradford Christian Academy (Mass.)

Last Time Out | New Mexico



2024-25 SEASON AVG.



POINTS	REBOUNDS	ASSISTS	MINUTES
-	-	-	-

POINTS	REBOUNDS	ASSISTS	MINUTES
0.5	0.7	0.2	3.1

SEASON HIGHS

Minutes: 10 vs. Washington (1/9/25)
 Points: 5 vs. Monmouth (11/4/24)
 Rebounds: 4 vs. Minnesota (1/28/25)
 Assists: 1, 3x, last vs. Illinois (2/15/25)
 Steals: 1 vs. Niagara (11/7/24)
 Field Goals: 2 vs. Monmouth (11/4/24)
 FG Att.: 2, 5x, last vs. Washington (1/9/25)
 3-PT FG: 1, 2x last vs. Niagara (11/7/24)
 3-PT FG Att: 2, 2x, last vs. North Carolina (11/27/24)
 Free Throws: 2 vs. Minnesota (12/4/24)
 FT Att.: 2 vs. Minnesota (12/4/24)
 Blocks: -

CAREER HIGHS

Minutes: 10 vs. Washington (1/9/25)
 Points: 5 vs. Monmouth (11/4/24)
 Rebounds: 4 vs. Minnesota (1/28/25)
 Assists: 1, 3x, last vs. Illinois (2/15/25)
 Steals: 1 vs. Niagara (11/7/24)
 Field Goals: 2 vs. Monmouth (11/4/24)
 FG Att.: 2, 5x, last vs. Washington (1/9/25)
 3-PT FG: 1, 2x last vs. Niagara (11/7/24)
 3-PT FG Att: 2, 2x, last vs. North Carolina (11/27/24)
 Free Throws: 2 vs. Minnesota (12/4/24)
 FT Att.: 2 vs. Minnesota (12/4/24)
 Blocks: -

BIG TEN HIGHS

Minutes: 10 vs. Washington (1/9/25)
 Points: 2 vs. Minnesota (12/4/24)
 Rebounds: 4 vs. Minnesota (1/28/25)
 Assists: 1 vs. Illinois (2/15/25)
 Field Goals: -
 FG Att.: 1, 4x, last vs. Minnesota (1/28/25)
 3-PT FG: -
 3-PT FG Att: 1, 2x, last vs. Minnesota (1/28/25)
 Free Throws: 2 vs. Minnesota (12/4/24)
 FT Att.: 2 vs. Minnesota (12/4/24)
 Steals: -
 Blocks: -

PRODUCTION TRACKER (MSU'S RECORD)

	Season	Career
Double-Figure Scoring	0 (0-0)	0 (0-0)
Double-Figure Rebounding	0 (0-0)	0 (0-0)
Double-Figure Assists	0 (0-0)	0 (0-0)
Double-Doubles	0 (0-0)	0 (0-0)
Led MSU in Scoring	0 (0-0)	0 (0-0)
Led MSU in Rebounding	0 (0-0)	0 (0-0)
Led MSU in Assists	0 (0-0)	0 (0-0)
20+ Point Games	0 (0-0)	0 (0-0)
30+ Point Games	0 (0-0)	0 (0-0)

Teng Game-by-Game 2024-25

Date	Opponent	St.	Min.	FG-A	3FG-A	FT-FTA	O-D-R	PF	A	TO	B	S	TP
11/4	MONMOUTH		4	2-2	1-1	0-0	0-0-0	1	0	1	0	0	5
11/7	NIAGARA		7	1-2	1-1	0-0	0-0-0	0	0	1	0	1	3
11/12	vs. Kansas		-	-	-	-	-	-	-	-	-	-	-
11/16	BOWLING GREEN		2	0-2	0-2	0-0	0-0-0	0	0	0	0	0	0
11/19	SAMFORD		0+	0-0	0-0	0-0	0-0-0	0	0	0	0	0	0
11.25	vs. Colorado		4	0-0	0-0	0-0	1-0-1	1	1	1	0	0	0
11/26	vs. Memphis		-	-	-	-	-	-	-	-	-	-	-
11/27	vs. North Carolina		3	0-2	0-2	0-0	0-0-0	1	0	0	0	0	0
12/4	at Minnesota		5	0-1	0-1	2-2	0-1-1	0	0	0	0	0	2
12/7	NEBRASKA		6	0-1	0-0	0-0	0-1-1	2	0	0	0	0	0
12/17	Oakland		2	0-0	0-0	0-0	0-1-1	1	0	0	0	0	0
12/21	FLORIDA ATLANTIC		2	0-0	0-0	0-0	0-1-1	0	1	0	0	0	0
12/30	WESTERN MICHIGAN		1	0-0	0-0	0-0	0-1-1	0	0	0	0	0	0
1/3	at Ohio State		-	-	-	-	-	-	-	-	-	-	-
1/9	WASHINGTON		10	0-2	0-0	0-0	2-0-2	1	0	0	0	0	0
1/12	at Northwestern		-	-	-	-	-	-	-	-	-	-	-
1/15	PENN STATE		-	-	-	-	-	-	-	-	-	-	-
1/19	ILLINOIS		-	-	-	-	-	-	-	-	-	-	-
1/25	vs. Rutgers		0+	0-0	0-0	0-0	0-0-0	0	0	0	0	0	0
1/28	MINNESOTA		3	0-1	0-1	0-0	1-3-4	0	0	0	0	0	0
2/1	at USC		-	-	-	-	-	-	-	-	-	-	-
2/4	at UCLA		-	-	-	-	-	-	-	-	-	-	-
2/8	OREGON		2	0-0	0-0	0-0	0-1-1	0	0	0	0	0	0
2/11	INDIANA		0+	0-0	0-0	0-0	0-0-0	0	0	0	0	0	0
2/15	at Illinois		4	0-0	0-0	0-0	0-1-1	1	1	0	0	0	0
2/18	PURDUE		-	-	-	-	-	-	-	-	-	-	-
2/21	at Michigan		-	-	-	-	-	-	-	-	-	-	-
2/26	at Maryland		-	-	-	-	-	-	-	-	-	-	-
3/2	WISCONSIN		-	-	-	-	-	-	-	-	-	-	-
3/6	at Iowa		-	-	-	-	-	-	-	-	-	-	-
3/9	MICHIGAN		1	0-0	0-0	0-0	0-0-0	0	0	0	0	0	0
3/14	vs. Oregon		-	-	-	-	-	-	-	-	-	-	-
3/15	vs. Wisconsin		-	-	-	-	-	-	-	-	-	-	-
3/21	vs. Bryant		3	0-1	0-1	0-0	0-0-0	0	0	1	0	0	0
3/23	vs. New Mexico		-	-	-	-	-	-	-	-	-	-	-

TENG'S CAREER STATS

Year	GP/GS	Min./Avg	FG-FGA	FG%	3FG-FGA	3FG%	FT-FTA	FT%	OFF-DEF	REB	AVG	PF/D	A	TO	BL	ST	PTS	AVG
24-25	19/0	59/3.1	3-14	.214	2-9	.222	2-2	1.000	4-10	14	0.7	8/0	3	4	0	1	10	0.5
TOTAL	19/0	59/3.1	3-14	.214	2-9	.222	2-2	1.000	4-10	14	0.7	8/0	3	4	0	1	10	0.5

TENG'S CAREER BIG TEN STATS

Year	GP/GS	Min./Avg	FG-FGA	FG%	3FG-FGA	3FG%	FT-FTA	FT%	OFF-DEF	REB	AVG	PF/D	A	TO	BL	ST	PTS	AVG
24-25	9/0	31/3.4	0-5	.000	0-2	.000	2-2	1.000	3-7	10	1.1	4/0	1	0	0	0	2	0.2
TOTAL	9/0	31/3.4	0-5	.000	0-2	.000	2-2	1.000	3-7	10	1.1	4/0	1	0	0	0	2	0.2



3

Jaden Akins

Senior • Guard • 6-4 • 195

Farmington, Mich. • Sunrise Christian Academy (Kan.)

Last Time Out | New Mexico



2024-25 SEASON AVG.



POINTS	REBOUNDS	ASSISTS	MINUTES
16	1	1	30

POINTS	REBOUNDS	ASSISTS	MINUTES
12.7	3.5	1.5	27.0

SEASON HIGHS

Minutes: 35, 2x, last vs. Indiana (2/11/25)
 Points: 25 vs. Samford (11/19/24)
 Rebounds: 12 vs. Bowling Green (11/16/24)
 Assists: 6 vs. Bowling Green (11/16/24)
 Steals: 5 vs. Northwestern (11/12/25)
 Field Goals: 10 vs. Samford (11/19/24)
 FG Att.: 18 vs. Wisconsin (3/2/25)
 3-PT FG: 4, 2x, last vs. Wisconsin (3/2/25)
 3-PT FG Att: 10, 3x, last vs. Bryant (3/21/25)
 Free Throws: 6, 2x, last vs. Northwestern (11/12/25)
 FT Att.: 7, 2x, last vs. Oakland (12/17/24)
 Blocks: 2 vs. Monmouth (11/4/24)

CAREER HIGHS

Minutes: 35, 4x, last vs. Indiana (2/11/25)
 Points: 25 vs. Samford (11/19/24)
 Rebounds: 12 vs. Bowling Green (11/16/24)
 Assists: 6 vs. Bowling Green (11/16/24)
 Steals: 5 vs. Northwestern (11/12/25)
 Field Goals: 10 vs. Samford (11/19/24)
 FG Att.: 18 vs. Wisconsin (3/2/25)
 3-PT FG: 7 vs. Michigan (1/30/24)
 3-PT FG Att: 10, 3x, last vs. Bryant (3/21/25)
 Free Throws: 6, 2x, last vs. Northwestern (11/12/25)
 FT Att.: 7, 2x, last vs. Oakland (12/17/24)
 Blocks: 2, 5x, last vs. Monmouth (11/4/24)

BIG TEN HIGHS

Minutes: 35, 3x, last vs. Indiana (2/11/25)
 Points: 23 vs. Michigan (1/30/24)
 Rebounds: 7 vs. Minnesota (3/14/24)
 Assists: 5 vs. Iowa (2/20/24)
 Steals: 5 vs. Northwestern (11/12/25)
 Field Goals: 8 vs. Michigan (1/30/24)
 FG Att.: 18 vs. Wisconsin (3/2/25)
 3-PT FG: 7 vs. Michigan (1/30/24)
 3-PT FG Att: 10, 2x, last vs. Iowa (3/6/25)
 Free Throws: 6 vs. Northwestern (11/12/25)
 FT Att.: 6, 3x, last vs. Wisconsin (3/2/25)
 Blocks: 2 vs. Iowa (1/26/23)

PRODUCTION TRACKER (MSU'S RECORD)

	Season	Career
Double-Figure Scoring	28 (25-4)	62 (44-18)
Double-Figure Rebounding	1 (1-0)	2 (1-1)
Double-Figure Assists	0 (0-0)	0 (0-0)
Double-Doubles	1 (1-0)	1 (1-0)
Led MSU in Scoring	11 (9-2)	15 (13-2)
Led MSU in Rebounding	2 (2-0)	7 (4-3)
Led MSU in Assists	2 (2-0)	5 (4-1)
20+ Point Games	3 (3-0)	7 (6-1)
30+ Point Games	0 (0-0)	0 (0-0)

Akins Game-by-Game 2024-25

Date	Opponent	St.	Min.	FG-A	3FG-A	FT-FTA	O-D-R	PF	A	TO	B	S	TP
11/4	MONMOUTH	*	27	8-12	1-4	6-7	1-8-9	0	5	1	2	2	23
11/7	NIAGARA	*	27	5-11	0-3	0-0	1-5-6	1	2	0	0	0	10
11/12	vs. Kansas	*	26	1-8	0-4	0-0	0-1-1	2	0	2	1	0	2
11/16	BOWLING GREEN	*	32	5-16	1-5	2-2	3-9-12	0	6	1	0	2	13
11/19	SAMFORD	*	28	10-15	3-7	2-2	0-3-3	5	0	2	0	1	25
11.25	vs. Colorado	*	26	2-8	0-4	0-0	0-3-3	1	2	1	0	2	4
11/26	vs. Memphis	*	30	5-11	2-6	0-0	1-4-5	0	1	1	1	0	12
11/27	vs. North Carolina	*	35	6-13	0-3	2-2	0-3-3	5	1	2	1	0	14
12/4	at Minnesota	*	22	3-7	2-5	1-2	0-2-2	0	2	2	0	0	9
12/7	NEBRASKA	*	20	5-10	4-8	4-4	0-2-2	0	1	1	0	0	18
12/17	Oakland	*	24	5-11	2-6	5-7	1-1-2	1	1	1	0	0	17
12/21	FLORIDA ATLANTIC	*	24	6-13	1-4	0-0	1-4-5	0	2	1	0	0	13
12/30	WESTERN MICHIGAN	*	23	6-13	2-7	4-4	0-2-2	0	1	2	0	0	18
1/3	at Ohio State	*	26	4-10	1-4	5-6	0-2-2	2	0	1	0	2	14
1/9	WASHINGTON	*	26	8-13	2-6	2-2	0-3-3	0	1	0	0	1	20
1/12	at Northwestern	*	26	3-11	2-3	6-6	0-1-1	0	1	1	0	5	14
1/15	PENN STATE	*	28	6-13	3-8	1-1	1-5-6	1	3	1	1	1	16
1/19	ILLINOIS	*	24	3-10	0-0	2-3	1-2-3	4	0	0	0	0	8
1/25	vs. Rutgers	*	24	3-15	1-7	5-6	3-2-5	2	0	0	1	0	12
1/28	MINNESOTA	*	19	4-9	2-5	0-0	0-3-3	0	2	3	0	1	10
2/1	at USC	*	26	5-12	1-5	0-0	1-3-4	1	2	1	0	1	11
2/4	at UCLA	*	30	6-14	3-7	0-0	0-4-4	1	2	2	0	0	15
2/8	OREGON	*	31	4-11	1-3	1-2	0-1-1	3	2	1	0	1	10
2/11	INDIANA	*	35	6-15	2-9	0-0	2-1-3	2	1	0	0	0	14
2/15	at Illinois	*	19	3-10	0-1	2-2	0-1-1	2	0	2	1	0	8
2/18	PURDUE	*	28	3-8	0-2	4-6	0-2-2	1	2	0	0	2	10
2/21	at Michigan	*	25	4-14	1-6	2-2	1-2-3	3	1	2	0	0	11
2/26	at Maryland	*	26	2-9	1-2	0-0	1-2-3	2	1	0	0	1	5
3/2	WISCONSIN	*	31	6-18	4-9	3-6	3-5-8	1	1	0	0	0	19
3/6	at Iowa	*	32	6-14	3-10	0-1	1-1-2	3	4	0	0	1	15
3/9	MICHIGAN	*	27	4-14	3-9	0-0	1-4-5	3	3	3	0	2	11
3/14	vs. Oregon	*	30	5-13	1-3	1-2	0-3-3	0	0	1	0	2	12
3/15	vs. Wisconsin	*	29	2-8	1-4	1-3	0-1-1	4	0	1	1	0	6
3/21	vs. Bryant	*	29	4-15	2-10	1-3	0-5-5	2	1	0	0	2	11
3/23	vs. New Mexico	*	30	7-11	2-4	0-0	0-1-1	0	1	2	1	0	16

AKINS' CAREER STATS

Year	GP/GS	Min./Avg	FG-FGA	FG%	3FG-FGA	3FG%	FT-FTA	FT%	OFF-DEF	REB	AVG	PF/D	A	TO	BL	ST	PTS	AVG
21-22	36/1	532/14.8	43-109	.394	19-50	.380	17-28	.607	23-62	85	2.4	45/0	25	24	9	22	122	3.4
22-23	30/25	823/27.4	110-262	.420	49-116	.422	24-34	.706	24-95	119	4.0	45/0	36	39	11	36	293	9.8
23-24	35/35	995/28.4	141-344	.410	64-176	.364	17-23	.739	39-96	135	3.9	58/2	41	34	14	39	363	10.4
24-25	35/35	946/27.0	165-415	.398	54-183	.295	62-81	.765	23-101	124	3.5	52/2	52	38	10	29	446	12.7
TOTAL	134/96	3296/24.2	459-1130	.406	186-525	.354	120-166	.723	109-354	463	3.4	200/4	154	135	44	126	1224	9.0

AKINS' CAREER BIG TEN STATS

Year	GP/GS	Min./Avg	FG-FGA	FG%	3FG-FGA	3FG%	FT-FTA	FT%	OFF-DEF	REB	AVG	PF/D	A	TO	BL	ST	PTS	AVG
21-22	20/0	27/13.9	17-50	.340	8-24	.333	10-15	.667	9-34	43	2.2	24/0	16	11	6	14	52	2.6
22-23	19/18	542/28.5	68-154	.441	33-77	.429	17-22	.773	9-67	76	4.0	33/0	25	27	5	24	186	9.8
23-24	20/20	578/28.9	75-190	.395	39-106	.368	9-12	.750	15-46	61	3.1	36/1	26	19	6	24	198	9.9
24-25	20/20	525/26.3	88-237	.371	36-109	.330	38-49	.776	15-48	63	3.2	31/0	29	20	3	18	250	12.5
TOTAL	79/58	1923/24.3	248-641	.387	116-316	.367	74-98	.755	48-195	243	3.1	124/1	96	77	20	80	686	8.7



5

Tre Holloman

Junior • Guard • 6-2 • 185
Minneapolis, Minn. • Cretin-Derham

Last Time Out | New Mexico



2024-25 SEASON AVG.



POINTS	REBOUNDS	ASSISTS	MINUTES
14	1	4	25

POINTS	REBOUNDS	ASSISTS	MINUTES
9.3	1.9	3.8	23.0

SEASON HIGHS

Minutes: 35 vs. North Carolina (11/27/24)
 Points: 20 vs. Michigan (3/9/25)
 Rebounds: 4 vs. Nebraska (12/7/24)
 Assists: 9 vs. Samford (11/19/24)
 Steals: 6 vs. Samford (11/19/24)
 Field Goals: 8 vs. Michigan (3/9/25)
 FG Att.: 13 vs. New Mexico (3/23/25)
 3-PT FG: 4, 2x, last vs. Bryant (3/21/25)
 3-PT FG Att: 9 vs. Samford (11/19/24)
 Free Throws: 7 vs. Illinois (1/19/25)
 FT Att.: 8 vs. Illinois (1/19/25)
 Blocks: 4 vs. Bowling Green (11/16/24)

CAREER HIGHS

Minutes: 35 vs. North Carolina (11/27/24)
 Points: 20 vs. Michigan (3/9/25)
 Rebounds: 6 vs. Stony Brook (12/21/23)
 Assists: 10 vs. Georgia Southern (11/28/23)
 Steals: 6 vs. Samford (11/19/24)
 Field Goals: 8 vs. Michigan (3/9/25)
 FG Att.: 13 vs. New Mexico (3/23/25)
 3-PT FG: 5 vs. Alcorn State (11/19/23)
 3-PT FG Att: 9 vs. Samford (11/19/24)
 Free Throws: 7 vs. Illinois (1/19/25)
 FT Att.: 8 vs. Illinois (1/19/25)
 Blocks: 4 vs. Bowling Green (11/16/24)

BIG TEN HIGHS

Minutes: 28 vs. Rutgers (1/25/25)
 Points: 20 vs. Michigan (3/9/25)
 Rebounds: 4, 3x, last vs. Nebraska (12/7/24)
 Assists: 8 vs. Minnesota (12/4/24)
 Steals: 2, 2x, last vs. Oregon (2/8/25)
 Field Goals: 8 vs. Michigan (3/9/25)
 FG Att.: 12, 4x, last vs. Michigan (3/9/25)
 3-PT FG: 4 vs. Minnesota (1/28/25)
 3-PT FG Att: 7, 2x, last vs. Minnesota (1/28/25)
 Free Throws: 7 vs. Illinois (1/19/25)
 FT Att.: 8 vs. Illinois (1/19/25)
 Blocks: 1, 11x, last vs. Maryland (2/26/25)

PRODUCTION TRACKER (MSU'S RECORD)

	Season	Career
Double-Figure Scoring	15 (14-1)	21 (19-2)
Double-Figure Rebounding	0 (0-0)	0 (0-0)
Double-Figure Assists	0 (0-0)	1 (1-0)
Double-Doubles	0 (0-0)	0 (0-0)
Led MSU in Scoring	4 (4-0)	5 (5-0)
Led MSU in Rebounding	0 (0-0)	0 (0-0)
Led MSU in Assists	10 (9-1)	19 (16-3)
20+ Point Games	1 (1-0)	1 (1-0)
30+ Point Games	0 (0-0)	0 (0-0)

Holloman Game-by-Game 2024-25

Date	Opponent	St.	Min.	FG-A	3FG-A	FT-FTA	O-D-R	PF	A	TO	B	S	TP
11/4	MONMOUTH		11	0-3	0-2	0-0	0-1-1	5	2	0	0	0	0
11/7	NIAGARA		15	4-7	2-4	1-1	1-1-2	0	1	2	0	1	11
11/12	vs. Kansas		11	2-7	0-3	1-1	1-1-2	3	2	2	0	0	5
11/16	BOWLING GREEN		25	5-9	1-3	0-0	1-2-3	0	3	0	4	0	11
11/19	SAMFORD		30	1-9	1-9	2-2	0-1-1	1	9	5	0	6	5
11.25	vs. Colorado		13	2-7	0-2	3-3	0-1-1	0	1	3	0	0	7
11/26	vs. Memphis		15	1-5	1-3	0-0	0-0-0	0	3	1	0	0	3
11/27	vs. North Carolina	*	35	5-9	3-6	6-6	0-2-2	3	7	2	0	3	19
12/4	at Minnesota	*	25	2-7	2-5	2-2	0-2-2	0	8	1	0	1	8
12/7	NEBRASKA	*	24	3-10	2-7	0-0	0-4-4	0	4	1	0	0	8
12/17	Oakland	*	22	2-5	0-1	0-0	0-2-2	2	2	1	0	1	4
12/21	FLORIDA ATLANTIC	*	22	2-5	2-4	0-0	1-2-3	2	4	1	0	0	6
12/30	WESTERN MICHIGAN	*	23	3-6	3-5	0-0	0-2-2	2	6	2	0	0	9
1/3	at Ohio State	*	25	1-5	1-3	0-0	0-2-2	1	1	0	0	1	3
1/9	WASHINGTON	*	22	4-9	2-3	1-1	0-0-0	3	6	1	0	1	11
1/12	at Northwestern	*	21	3-7	0-0	2-2	0-3-3	4	1	3	0	1	8
1/15	PENN STATE	*	26	3-9	1-5	3-4	0-0-0	4	6	0	1	1	10
1/19	ILLINOIS	*	23	5-9	0-3	7-8	0-2-2	3	2	1	1	1	17
1/25	vs. Rutgers	*	28	3-7	1-2	2-2	0-3-3	2	6	3	0	0	9
1/28	MINNESOTA	*	26	4-10	4-7	0-0	0-2-2	1	3	1	0	1	12
2/1	at USC	*	24	2-8	2-4	0-0	0-2-2	4	1	3	0	0	6
2/4	at UCLA	*	23	2-5	0-3	0-0	0-2-2	1	2	1	0	1	4
2/8	OREGON	*	31	4-12	3-7	2-2	0-2-2	1	7	4	0	2	13
2/11	INDIANA		23	2-8	0-4	5-6	1-3-4	2	7	2	1	0	9
2/15	at Illinois		26	6-12	0-1	2-2	0-2-2	0	3	1	0	0	14
2/18	PURDUE		25	3-7	0-2	1-2	0-1-1	1	6	1	0	3	7
2/21	at Michigan		26	6-10	3-4	3-4	0-2-2	2	4	2	0	0	18
2/26	at Maryland		20	3-12	1-4	2-2	0-2-2	4	3	2	1	1	9
3/2	WISCONSIN		19	2-9	0-6	0-1	0-3-3	1	2	1	0	0	4
3/6	at Iowa		28	4-9	3-7	0-0	0-0-0	2	4	2	0	1	11
3/9	MICHIGAN		25	8-12	3-5	1-3	1-2-3	2	1	1	0	0	20
3/14	vs. Oregon		17	2-4	0-1	2-2	0-3-3	3	4	4	0	1	6
3/15	vs. Wisconsin		26	3-12	1-5	3-4	0-2-2	1	2	0	0	0	10
3/21	vs. Bryant		23	4-8	4-5	2-2	0-2-2	1	4	0	0	0	14
3/23	vs. New Mexico		25	5-13	2-5	2-4	0-1-1	0	4	0	1	3	14

HOLLOMAN'S CAREER STATS

Year	GP/GS	Min./Avg	FG-FGA	FG%	3FG-FGA	3FG%	FT-FTA	FT%	OFF-DEF	REB	AVG	PF/D	A	TO	BL	ST	PTS	AVG
22-23	34/0	292/8.6	17-44	.386	3-13	.231	6-10	.600	3-24	27	0.8	33/0	29	11	3	5	43	1.3
23-24	35/2	690/19.7	73-155	.471	34-80	.425	20-25	.800	7-49	56	1.6	48/0	84	30	9	21	200	5.7
24-25	35/16	806/23.0	111-286	.388	48-140	.343	55-66	.833	6-62	68	1.9	61/1	132	54	9	30	325	9.3
TOTAL	104/18	1788/17.2	201-485	.414	85-233	.365	81-101	.802	16-135	151	1.5	142/1	245	95	21	56	568	5.5

HOLLOMAN'S CAREER BIG TEN STATS

Year	GP/GS	Min./Avg	FG-FGA	FG%	3FG-FGA	3FG%	FT-FTA	FT%	OFF-DEF	REB	AVG	PF/D	A	TO	BL	ST	PTS	AVG
22-23	19/0	144/7.6	6-18	.333	1-2	.500	1-2	.500	2-10	12	0.6	19/0	12	8	0	1	14	0.7
23-24	20/0	406/20.3	39-87	.448	16-44	.364	12-15	.800	3-27	30	1.5	26/0	40	15	5	7	106	5.3
24-25	20/12	490/24.5	70-177	.395	28-82	.341	33-41	.805	2-39	41	2.1	38/0	77	31	4	15	201	10.1
TOTAL	59/12	1040/17.6	115-282	.408	45-128	.352	46-58	.793	7-76	83	1.4	83/0	129	54	9	23	321	5.4



7

Gehrige Normand

R-Freshman • Guard • 6-5 • 190
North Richlands, Texas • Birdville

Last Time Out | New Mexico



2024-25 SEASON AVG.



POINTS	REBOUNDS	ASSISTS	MINUTES
-	-	-	-

POINTS	REBOUNDS	ASSISTS	MINUTES
0.6	0.1	0.2	2.0

SEASON HIGHS

Minutes: 6 vs. Niagara (11/7/24)
 Points: 5 vs. Minnesota (12/4/24)
 Rebounds: 1 vs. Washington (1/9/25)
 Assists: 1, 3x, last vs. Western Michigan (12/30/24)
 Steals: -
 Field Goals: 2 vs. Minnesota (12/4/24)
 FG Att.: 2, 2x, last vs. Minnesota (12/4/24)
 3-PT FG: 1, 2x, last vs. Florida Atlantic (12/21/24)
 3-PT FG Att: 2 vs. Colorado (11/25/24)
 Free Throws: -
 FT Att.: -
 Blocks: -

CAREER HIGHS

Minutes: 6 vs. Niagara (11/7/24)
 Points: 5 vs. Minnesota (12/4/24)
 Rebounds: 1 vs. Washington (1/9/25)
 Assists: 1, 3x, last vs. Western Michigan (12/30/24)
 Steals: -
 Field Goals: 2 vs. Minnesota (12/4/24)
 FG Att.: 2, 2x, last vs. Minnesota (12/4/24)
 3-PT FG: 1, 2x, last vs. Florida Atlantic (12/21/24)
 3-PT FG Att: 2 vs. Colorado (11/25/24)
 Free Throws: -
 FT Att.: -
 Blocks: -

BIG TEN HIGHS

Minutes: 3 vs. Minnesota (1/28/25)
 Points: 5 vs. Minnesota (12/4/24)
 Rebounds: 1 vs. Washington (1/9/25)
 Assists: 1 vs. Nebraska (12/7/24)
 Steals: -
 Field Goals: 2 vs. Minnesota (12/4/24)
 FG Att.: 2 vs. Minnesota (12/4/24)
 3-PT FG: 1 vs. Minnesota (12/4/24)
 3-PT FG Att: 1 vs. Minnesota (12/4/24)
 Free Throws: -
 FT Att.: -
 Blocks: -

PRODUCTION TRACKER (MSU'S RECORD)

	Season	Career
Double-Figure Scoring	0 (0-0)	0 (0-0)
Double-Figure Rebounding	0 (0-0)	0 (0-0)
Double-Figure Assists	0 (0-0)	0 (0-0)
Double-Doubles	0 (0-0)	0 (0-0)
Led MSU in Scoring	0 (0-0)	0 (0-0)
Led MSU in Rebounding	0 (0-0)	0 (0-0)
Led MSU in Assists	0 (0-0)	0 (0-0)
20+ Point Games	0 (0-0)	0 (0-0)
30+ Point Games	0 (0-0)	0 (0-0)

Normand Game-by-Game 2024-25

Date	Opponent	St.	Min.	FG-A	3FG-A	FT-FTA	O-D-R	PF	A	TO	B	S	TP
11/4	MONMOUTH		2	0-0	0-0	0-0	0-0-0	1	0	0	0	0	0
11/7	NIAGARA		6	0-1	0-1	0-0	0-0-0	0	0	0	0	0	0
11/12	vs. Kansas		-	-	-	-	-	-	-	-	-	-	-
11/16	BOWLING GREEN		-	-	-	-	-	-	-	-	-	-	-
11/19	SAMFORD		-	-	-	-	-	-	-	-	-	-	-
11.25	vs. Colorado		2	0-2	0-2	0-0	0-0-0	1	0	0	0	0	0
11/26	vs. Memphis		-	-	-	-	-	-	-	-	-	-	-
11/27	vs. North Carolina		-	-	-	-	-	-	-	-	-	-	-
12/4	at Minnesota		2	2-2	1-1	0-0	0-0-0	0	0	0	0	0	5
12/7	NEBRASKA		2	0-1	0-0	0-0	0-0-0	0	1	1	0	0	0
12/17	Oakland		2	0-0	0-0	0-0	0-0-0	0	0	0	0	0	0
12/21	FLORIDA ATLANTIC		1	1-1	1-1	0-0	0-0-0	1	1	0	0	0	3
12/30	WESTERN MICHIGAN		1	0-0	0-0	0-0	0-0-0	0	1	0	0	0	0
1/3	at Ohio State		-	-	-	-	-	-	-	-	-	-	-
1/9	WASHINGTON		2	0-0	0-0	0-0	1-0-1	0	0	0	0	0	0
1/12	at Northwestern		-	-	-	-	-	-	-	-	-	-	-
1/15	PENN STATE		-	-	-	-	-	-	-	-	-	-	-
1/19	ILLINOIS		-	-	-	-	-	-	-	-	-	-	-
1/25	vs. Rutgers		0+	0-0	0-0	0-0	0-0-0	0	0	0	0	0	0
1/28	MINNESOTA		3	0-0	0-0	0-0	0-0-0	1	0	0	0	0	0
2/1	at USC		-	-	-	-	-	-	-	-	-	-	-
2/4	at UCLA		-	-	-	-	-	-	-	-	-	-	-
2/8	OREGON		-	-	-	-	-	-	-	-	-	-	-
2/11	INDIANA		-	-	-	-	-	-	-	-	-	-	-
2/15	at Illinois		-	-	-	-	-	-	-	-	-	-	-
2/18	PURDUE		-	-	-	-	-	-	-	-	-	-	-
2/21	at Michigan		-	-	-	-	-	-	-	-	-	-	-
2/26	at Maryland		-	-	-	-	-	-	-	-	-	-	-
3/2	WISCONSIN		-	-	-	-	-	-	-	-	-	-	-
3/6	at Iowa		-	-	-	-	-	-	-	-	-	-	-
3/9	MICHIGAN		1	0-0	0-0	0-0	0-0-0	0	0	0	0	0	0
3/14	vs. Oregon		-	-	-	-	-	-	-	-	-	-	-
3/15	vs. Wisconsin		-	-	-	-	-	-	-	-	-	-	-
3/21	vs. Bryant		2	0-1	0-1	0-0	0-0-0	0	0	0	0	0	0
3/23	vs. New Mexico		-	-	-	-	-	-	-	-	-	-	-

NORMAND'S CAREER STATS

Year	GP/GS	Min./Avg	FG-FGA	FG%	3FG-FGA	3FG%	FT-FTA	FT%	OFF-DEF	REB	AVG	PF/D	A	TO	BL	ST	PTS	AVG
24-25	13/0	26/2.0	3-8	.375	2-6	.333	0-0	.000	1-0	1	0.1	4/0	3	1	0	0	8	0.6
TOTAL	13/0	26/2.0	3-8	.375	2-6	.333	0-0	.000	1-0	1	0.1	4/0	3	1	0	0	8	0.6

NORMAND'S CAREER BIG TEN STATS

Year	GP/GS	Min./Avg	FG-FGA	FG%	3FG-FGA	3FG%	FT-FTA	FT%	OFF-DEF	REB	AVG	PF/D	A	TO	BL	ST	PTS	AVG
24-25	6/0	10/1.7	2-3	.666	1-1	1.000	0-0	.000	1-0	1	0.2	1/0	1	1	0	0	5	0.8
TOTAL	6/0	10/1.7	2-3	.666	1-1	1.000	0-0	.000	1-0	1	0.2	1/0	1	1	0	0	5	0.8



8

Frankie Fidler

Senior • Forward • 6-7 • 217
Bellevue, Neb. • Bellevue West (Omaha)

Last Time Out | New Mexico



2024-25 SEASON AVG.



POINTS	REBOUNDS	ASSISTS	MINUTES
10	1	1	18

POINTS	REBOUNDS	ASSISTS	MINUTES
7.0	3.3	0.8	16.3

SEASON HIGHS

Minutes: 27 vs. North Carolina (11/27/24)
 Points: 18 vs. Penn State (1/15/25)
 Rebounds: 8 vs. Kansas (11/12/24)
 Assists: 5 vs. Rutgers (1/25/25)
 Steals: 4 vs. Penn State (1/15/25)
 Field Goals: 8 vs. Penn State (1/15/25)
 FG Att.: 13 vs. Penn State (1/15/25)
 3-PT FG: 1, 10x, last vs. Oregon (3/14/25)
 3-PT FG Att: 6 vs. Kansas (11/12/24)
 Free Throws: 10 vs. Bowling Green (11/16/24)
 FT Att.: 10 vs. Bowling Green (11/16/24)
 Blocks: 2 vs. USC (2/1/25)

CAREER HIGHS

Minutes: 37 vs. North Dakota (2/5/22)
 Points: 45 vs. North Dakota St. (1/13/24)
 Rebounds: 13 vs. Oral Roberts (2/22/24)
 Assists: 7 vs. Denver (12/19/22)
 Steals: 4, 3x, last vs. Penn State (1/15/25)
 Field Goals: 15 vs. North Dakota (3/10/24)
 FG Att.: 27 vs. North Dakota (3/10/24)
 3-PT FG: 5 vs. North Dakota (2/5/22)
 3-PT FG Att: 9, 3x, last vs. Denver (3/11/24)
 Free Throws: 18 vs. North Dakota (1/11/24)
 FT Att.: 20 vs. North Dakota (1/11/24)
 Blocks: 3 vs. South Dakota St. (2/18/23)

BIG TEN HIGHS

Minutes: 21 vs. Illinois (1/19/25)
 Points: 18 vs. Penn State (1/15/25)
 Rebounds: 7, 2x, last vs. USC (2/1/25)
 Assists: 5 vs. Rutgers (1/25/25)
 Steals: 4 vs. Penn State (1/15/25)
 Field Goals: 8 vs. Penn State (1/15/25)
 FG Att.: 13 vs. Penn State (1/15/25)
 3-PT FG: 1, 7x, last vs. Oregon (3/14/25)
 3-PT FG Att: 4, 2x, last vs. UCLA (2/4/25)
 Free Throws: 6 vs. Indiana (2/11/25)
 FT Att.: 6 vs. Indiana (2/11/25)
 Blocks: 2 vs. USC (2/1/25)

PRODUCTIONTRACKER(MSU'SRECORD)

	Season	Career
Double-Figure Scoring	12 (9-3)	87 (38-49)
Double-Figure Rebounding	0 (0-0)	10 (7-3)
Double-Figure Assists	0 (0-0)	0 (0-0)
Double-Doubles	0 (0-0)	0 (0-0)
Led MSU in Scoring	2 (1-1)	48 (19-29)
Led MSU in Rebounding	1 (1-0)	32 (13-19)
Led MSU in Assists	0 (0-0)	25 (10-15)
20+ Point Games	0 (0-0)	30 (15-15)
30+ Point Games	0 (0-0)	8 (4-4)

Fidler Game-by-Game 2024-25

Date	Opponent	St.	Min.	FG-A	3FG-A	FT-FTA	O-D-R	PF	A	TO	B	S	TP
11/4	MONMOUTH	*	21	2-7	0-3	5-7	1-2-3	2	1	0	0	0	9
11/7	NIAGARA	*	18	3-7	1-2	4-5	1-3-4	2	1	0	0	0	11
11/12	vs. Kansas	*	24	3-12	1-6	8-8	2-6-8	0	0	1	0	0	15
11/16	BOWLING GREEN	*	15	1-6	0-5	10-10	1-2-3	2	0	0	0	0	12
11/19	SAMFORD	*	26	2-6	1-4	7-8	1-0-1	0	2	1	0	0	12
11.25	vs. Colorado	*	20	3-8	1-4	2-2	0-6-6	1	0	0	0	1	9
11/26	vs. Memphis	*	21	3-10	0-3	4-4	1-4-5	1	2	1	0	0	10
11/27	vs. North Carolina		27	5-6	1-2	2-2	0-3-3	2	1	1	0	1	13
12/4	at Minnesota		15	2-5	1-2	2-3	0-1-1	0	3	1	0	1	7
12/7	NEBRASKA		16	2-3	0-0	0-0	0-2-2	3	1	0	0	1	4
12/17	Oakland		16	1-2	0-1	0-0	1-2-3	0	0	2	0	0	2
12/21	FLORIDA ATLANTIC		17	2-5	0-2	6-6	0-1-1	1	1	0	0	0	10
12/30	WESTERN MICHIGAN		16	1-6	0-2	4-4	0-2-2	0	0	2	1	2	6
1/3	at Ohio State		8	0-3	0-1	0-0	1-0-1	0	0	1	0	0	0
1/9	WASHINGTON		10	2-4	1-2	0-0	2-2-4	1	0	2	1	0	5
1/12	at Northwestern		15	3-6	0-1	2-2	1-4-5	0	0	0	1	1	8
1/15	PENN STATE		20	8-13	1-4	1-2	4-3-7	0	2	1	0	4	18
1/19	ILLINOIS		21	3-7	1-1	4-4	0-3-3	2	3	0	0	0	11
1/25	vs. Rutgers		13	2-6	0-2	0-0	1-2-3	1	5	2	0	1	4
1/28	MINNESOTA		9	0-0	0-0	0-0	1-1-2	1	0	1	0	0	0
2/1	at USC		19	2-8	0-1	1-1	3-4-7	0	0	0	2	2	5
2/4	at UCLA		18	1-5	0-4	2-4	1-5-6	1	0	0	0	1	4
2/8	OREGON		17	1-4	0-0	1-1	1-2-3	4	1	0	0	0	3
2/11	INDIANA		22	3-5	0-1	6-6	0-4-4	4	1	0	0	0	12
2/15	at Illinois		8	0-3	0-0	2-2	1-1-2	2	0	0	0	0	2
2/18	PURDUE		15	4-6	1-1	2-2	0-2-2	1	1	0	0	2	11
2/21	at Michigan		12	0-3	0-1	0-0	1-1-2	1	0	0	0	0	0
2/26	at Maryland		10	2-4	0-2	1-2	1-1-2	0	0	2	0	0	5
3/2	WISCONSIN		20	4-8	1-2	0-0	0-6-6	1	1	0	0	0	9
3/6	at Iowa		14	0-3	0-0	2-4	1-4-5	2	0	1	0	0	2
3/9	MICHIGAN		16	1-4	0-1	2-2	0-1-1	1	0	1	0	0	4
3/14	vs. Oregon		8	2-4	1-1	0-0	0-2-2	0	0	0	0	0	5
3/15	vs. Wisconsin		9	1-4	0-0	0-0	0-1-1	0	0	0	0	0	2
3/21	Bryant		17	3-6	0-1	0-0	3-3-6	1	0	1	0	0	6
3/23	vs. New Mexico		18	4-7	0-1	2-5	0-1-1	2	1	0	1	0	10

FIDLER'S CAREER STATS

Year	GP/GS	Min./Avg	FG-FGA	FG%	3FG-FGA	3FG%	FT-FTA	FT%	OFF-DEF	REB	AVG	PF/D	A	TO	BL	ST	PTS	AVG
21-22*	29/26	832/28.7	134-276	.486	36-84	.429	70-85	.824	20-87	107	3.7	51/0	51	60	8	22	374	12.9
22-23*	32/32	1071/33.5	152-352	.432	24-86	.279	141-159	.887	21-164	185	5.8	78/3	86	81	17	39	469	14.7
23-24*	33/33	1188/36.0	198-438	.452	52-146	.356	216-253	.854	39-168	207	6.3	75/0	86	54	12	41	664	20.1
24-25	35/7	571/16.3	76-196	.388	12-63	.190	82-96	.854	30-87	117	3.3	39/0	27	21	7	17	246	7.0
TOTAL	129/98	3662/28.4	560-1262	.444	124-379	.327	509-593	.858	110-506	616	4.8	243/3	250	216	44	119	1753	13.6
MSU TOTAL	35/7	571/16.3	76-196	.388	12-63	.190	82-96	.854	30-87	117	3.3	39/0	27	21	7	17	246	7.0

FIDLER'S CAREER CONFERENCE STATS

Year	GP/GS	Min./Avg	FG-FGA	FG%	3FG-FGA	3FG%	FT-FTA	FT%	OFF-DEF	REB	AVG	PF/D	A	TO	BL	ST	PTS	AVG
21-22*	18/17	555/30.8	100-203	.493	27-59	.458	47-54	.870	16-58	74	4.1	34/0	32	36	5	11	274	15.2
22-23*	18/18	625/34.7	101-215	.470	14-50	.280	86-99	.869	12-92	104	5.8	40/2	52	50	7	25	302	16.8
23-24*	16/16	608/38.0	109-236	.462	29-79	.367	123-140	.879	17-95	112	7.0	38/0	48	25	7	22	370	23.1
24-25	20/0	298/14.9	40-100	.400	6-26	.231	28-35	.800	19-49	68	3.4	25/0	18	12	4	13	114	5.7
TOTAL	72/51	2086/29.0	350-754	.464	78-214	.364	284-328	.866	64-294	358	5.0	133/2	150	123	23	71	1060	14.7
MSU TOTAL	20/0	298/14.9	40-100	.400	6-26	.231	28-35	.800	19-49	68	3.4	25/0	18	12	4	13	114	5.7

*at Omaha



10

Szymon Zapala

Senior • Center • 7-0 • 245
Zaborze, Poland • Longwood / Utah State

Last Time Out | New Mexico



2024-25 SEASON AVG.



POINTS	REBOUNDS	ASSISTS	MINUTES
4	5	0	11

POINTS	REBOUNDS	ASSISTS	MINUTES
4.3	4.0	0.6	14.1

SEASON HIGHS

Minutes: 23 vs. Ohio State (1/3/25)
 Points: 15 vs. Ohio State (1/3/25)
 Rebounds: 9 vs. Western Michigan (12/30/24)
 Assists: 3 vs. Oakland (12/17/24)
 Steals: 2 vs. Wisconsin (3/2/25)
 Field Goals: 7 vs. Ohio State (1/3/25)
 FG Att.: 8 vs. Ohio State (1/3/25)
 3-PT FG: -
 3-PT FG Att: 1, 2x, last vs. Nebraska (12/7/24)
 Free Throws: 4 vs. Penn State (1/15/25)
 FT Att.: 4, 3x, last vs. Minnesota (12/4/24)
 Blocks: 6 vs. Oakland (12/17/24)

CAREER HIGHS

Minutes: 26 vs. Milwaukee (12/13/23)
 Points: 24 vs. Milwaukee (12/13/23)
 Rebounds: 14 vs. UNC Asheville (1/13/24)
 Assists: 2 vs. UNC Asheville (1/13/24)
 Steals: 2, 2x, last vs. Wisconsin (3/2/25)
 Field Goals: 10 vs. Milwaukee (12/13/23)
 FG Att.: 14 vs. Milwaukee (12/13/23)
 3-PT FG: 1, 2x, last vs. Milwaukee (12/13/23)
 3-PT FG Att: 1, 4x, last vs. Monmouth (11/4/24)
 Free Throws: 6 vs. Winthrop (3/8/24)
 FT Att.: 9 vs. Presbyterian (1/20/24)
 Blocks: 6 vs. Oakland (12/17/24)

BIG TEN HIGHS

Minutes: 23 vs. Ohio State (1/3/25)
 Points: 15 vs. Ohio State (1/3/25)
 Rebounds: 6, 2x, last vs. Oregon (2/8/25)
 Assists: 2, 2x, last vs. UCLA (2/4/25)
 Steals: 2 vs. Wisconsin (3/2/25)
 Field Goals: 7 vs. Ohio State (1/3/25)
 FG Att.: 8 vs. Ohio State (1/3/25)
 3-PT FG: -
 3-PT FG Att: 1 vs. Nebraska (12/7/24)
 Free Throws: 4 vs. Penn State (1/15/25)
 FT Att.: 4, 3x, last vs. Maryland (2/26/25)
 Blocks: 2, 2x, last vs. Northwestern (1/12/25)

PRODUCTION TRACKER (MSU'S RECORD)

	Season	Career
Double-Figure Scoring	2 (2-0)	19 (14-5)
Double-Figure Rebounding	0 (0-0)	5 (2-3)
Double-Figure Assists	0 (0-0)	0 (0-0)
Double-Doubles	0 (0-0)	4 (2-2)
Led MSU in Scoring	1 (1-0)	8 (7-1)
Led MSU in Rebounding	3 (3-0)	13 (9-4)
Led MSU in Assists	0 (0-0)	0 (0-0)
20+ Point Games	0 (0-0)	2 (1-1)

Zapala Game-by-Game 2024-25

Date	Opponent	St.	Min.	FG-A	3FG-A	FT-FTA	O-D-R	PF	A	TO	B	S	TP
11/4	MONMOUTH	*	19	4-5	0-1	1-4	2-6-8	0	1	1	3	0	9
11/7	NIAGARA	*	16	2-2	0-0	1-2	1-1-2	3	2	1	0	0	5
11/12	vs. Kansas	*	19	2-3	0-0	0-0	1-2-3	2	0	0	1	0	4
11/16	BOWLING GREEN	*	14	2-2	0-0	0-0	3-2-5	1	2	1	0	1	4
11/19	SAMFORD	*	18	4-6	0-0	2-2	2-4-6	1	0	0	0	0	10
11/25	vs. Colorado	*	17	2-5	0-0	3-4	5-3-8	2	0	0	0	0	7
11/26	vs. Memphis	*	13	0-0	0-0	0-0	0-3-3	4	1	1	0	0	0
11/27	vs. North Carolina	*	8	0-0	0-0	0-0	1-1-2	0	0	1	0	0	0
12/4	at Minnesota	*	16	3-5	0-0	3-4	3-2-5	4	1	1	0	0	9
12/7	NEBRASKA	*	14	3-4	0-1	0-1	2-4-6	3	0	2	1	1	6
12/17	Oakland	*	18	2-4	0-0	1-2	3-5-8	1	3	2	6	0	5
12/21	FLORIDA ATLANTIC	*	16	2-3	0-0	1-2	3-4-7	5	0	1	0	0	5
12/30	WESTERN MICHIGAN	*	18	4-6	0-0	0-0	4-5-9	2	0	0	0	1	8
1/3	at Ohio State	*	23	7-8	0-0	1-1	1-1-2	1	1	3	2	1	15
1/9	WASHINGTON	*	16	1-1	0-0	0-0	0-2-2	2	1	2	0	0	2
1/12	at Northwestern	*	19	3-5	0-0	1-3	2-3-5	3	0	0	2	0	7
1/15	PENN STATE	*	13	0-1	0-0	4-4	1-0-1	2	1	1	0	1	4
1/19	ILLINOIS	*	10	1-2	0-0	2-3	2-2-4	2	1	1	1	0	4
1/25	vs. Rutgers	*	14	2-2	0-0	0-0	2-2-4	3	2	1	0	0	4
1/28	MINNESOTA	*	17	2-3	0-0	2-2	4-0-4	3	0	1	0	0	6
2/1	at USC	*	7	1-1	0-0	1-1	0-1-1	1	1	1	0	0	3
2/4	at UCLA	*	9	1-2	0-0	0-0	1-1-2	1	2	0	0	0	2
2/8	OREGON	*	16	2-2	0-0	2-2	2-4-6	4	0	2	0	0	6
2/11	INDIANA	*	15	1-2	0-0	0-0	1-1-2	3	1	0	0	0	2
2/15	at Illinois	*	10	0-1	0-0	0-0	1-2-3	2	1	0	0	0	0
2/18	PURDUE	*	14	4-5	0-0	1-1	2-2-4	3	0	0	0	0	9
2/21	at Michigan	*	15	0-1	0-0	0-0	0-1-1	3	0	1	0	0	0
2/26	at Maryland	*	20	2-4	0-0	3-4	3-3-6	3	0	1	1	0	7
3/2	WISCONSIN	*	17	1-3	0-0	0-0	0-5-5	4	0	2	1	2	2
3/6	at Iowa	*	8	0-0	0-0	0-0	0-1-1	1	0	0	0	0	0
3/9	MICHIGAN	*	10	1-1	0-0	0-0	1-2-3	3	1	1	1	0	2
3/14	vs. Oregon	*	11	1-1	0-0	0-2	1-2-3	2	0	1	0	1	2
3/15	vs. Wisconsin	*	9	0-1	0-0	0-0	1-0-1	1	0	0	0	1	0
3/21	vs. Bryant	*	4	0-0	0-0	0-0	0-3-3	1	0	0	0	0	0
3/23	vs. New Mexico	*	11	2-3	0-0	0-0	2-3-5	2	0	1	1	0	4

ZAPALA'S CAREER STATS

Year	GP/GS	Min./Avg	FG-FGA	FG%	3FG-FGA	3FG%	FT-FTA	FT%	OFF-DEF	REB	AVG	PF/D	A	TO	BL	ST	PTS	AVG
20-21*	13/0	49/3.8	4-12	.333	0-0	.000	6-12	.500	12-4	16	1.2	12/1	2	11	2	1	14	1.1
21-22*	21/0	113/5.4	13-20	.650	0-0	.000	6-13	.462	13-25	38	1.8	20/0	2	10	7	1	32	1.5
22-23*	11/0	44/4.0	3-4	.750	0-1	.000	1-3	.333	3-3	6	0.5	12/0	1	3	2	1	7	0.6
23-24*	35/24	587/16.8	134-213	.629	2-3	.667	74-113	.655	77-119	196	5.6	68/1	12	50	29	7	344	9.8
24-25#	35/35	494/14.1	61-93	.656	0-2	.000	29-44	.659	57-83	140	4.0	78/1	22	30	20	9	151	4.3
TOTAL	115/59	1287/11.2	215-342	.629	2-6	.333	116-185	.627	162-234	396	3.4	190/3	39	104	60	19	548	4.8
MSU TOTAL	35/35	494/14.1	61-93	.656	0-2	.000	29-44	.659	57-83	140	4.0	78/1	22	30	20	9	151	4.3

ZAPALA'S CAREER CONFERENCE STATS

Year	GP/GS	Min./Avg	FG-FGA	FG%	3FG-FGA	3FG%	FT-FTA	FT%	OFF-DEF	REB	AVG	PF/D	A	TO	BL	ST	PTS	AVG
20-21*	-	-	-	-	-	-	-	-	-	-	-	-	-	-	-	-	-	-
21-22*	11/0	56/5.1	5-11	.455	0-0	.000	0-0	.000	6-13	19	1.7	11/0	0	4	4	1	10	0.9
22-23*	5/0	12/2.4	1-1	1.000	0-0	.000	0-0	.000	1-0	1	0.2	2/0	0	2	0	1	2	0.4
23-24*	16/8	257/16.1	54-88	.614	1-2	.500	29-48	.604	31-59	90	5.6	30/0	6	31	15	4	138	8.6
24-25#	20/20	283/14.2	35-53	.660	0-1	.000	20-26	.769	28-39	67	3.4	51/0	13	20	9	5	90	4.5
TOTAL	52/28	608/11.7	95-153	.621	1-3	.333	49-74	.662	66-111	177	3.4	94/0	19	58	28	15	242	4.7
MSU TOTAL	20/20	283/14.2	35-53	.660	0-1	.000	20-26	.769	28-39	67	3.4	51/0	13	20	9	5	90	4.5

* at Utah State # at Longwood # at Michigan State



11

Jase Richardson

Freshman • Guard • 6-3 • 185
Denver, Colo. • Columbus (Fla.)

Last Time Out | New Mexico



2024-25 SEASON AVG.



POINTS	REBOUNDS	ASSISTS	MINUTES
6	4	4	30

POINTS	REBOUNDS	ASSISTS	MINUTES
11.9	3.2	2.0	25.0

SEASON HIGHS

Minutes: 35 vs. Oregon (2/8/25)
 Points: 29 vs. Oregon (2/8/25)
 Rebounds: 8 vs. Maryland (2/26/25)
 Assists: 8 vs. Minnesota (1/28/25)
 Steals: 5 vs. Washington (1/9/25)
 Field Goals: 9 vs. Oregon (2/8/25)
 FG Att.: 14 vs. Maryland (2/26/25)
 3-PT FG: 4 vs Wisconsin (3/15/25)
 3-PT FG Att: 6, 4x, last vs. Iowa (3/6/25)
 Free Throws: 8 vs. Oregon (2/8/25)
 FT Att.: 10 vs. Oregon (3/14/25)
 Blocks: 2 vs. Washington (1/9/25)

CAREER HIGHS

Minutes: 35 vs. Oregon (2/8/25)
 Points: 29 vs. Oregon (2/8/25)
 Rebounds: 8 vs. Maryland (2/26/25)
 Assists: 8 vs. Minnesota (1/28/25)
 Steals: 5 vs. Washington (1/9/25)
 Field Goals: 9 vs. Oregon (2/8/25)
 FG Att.: 14 vs. Maryland (2/26/25)
 3-PT FG: 4 vs. Wisconsin (3/15/25)
 3-PT FG Att: 6, 4x, last vs. Iowa (3/6/25)
 Free Throws: 8 vs. Oregon (2/8/25)
 FT Att.: 10 vs. Oregon (3/14/25)
 Blocks: 2 vs. Washington (1/9/25)

BIG TEN HIGHS

Minutes: 35 vs. Oregon (2/8/25)
 Points: 29 vs. Oregon (2/8/25)
 Rebounds: 8 vs. Maryland (2/26/25)
 Assists: 8 vs. Minnesota (1/28/25)
 Steals: 5 vs. Washington (1/9/25)
 Field Goals: 9 vs. Oregon (2/8/25)
 FG Att.: 14 vs. Maryland (2/26/25)
 3-PT FG: 3, 2x, last vs. Oregon (2/8/25)
 3-PT FG Att: 6, 4x, last vs. Iowa (3/6/25)
 Free Throws: 8 vs. Oregon (2/8/25)
 FT Att.: 10 vs. Oregon (3/14/25)
 Blocks: 2 vs. Washington (1/9/25)

PRODUCTION TRACKER (MSU'S RECORD)

	Season	Career
Double-Figure Scoring	21 (18-3)	21 (18-3)
Double-Figure Rebounding	0 (0-0)	0 (0-0)
Double-Figure Assists	0 (0-0)	0 (0-0)
Double-Doubles	0 (0-0)	0 (0-0)
Led MSU in Scoring	10 (8-2)	10 (8-2)
Led MSU in Rebounding	0 (0-0)	0 (0-0)
Led MSU in Assists	2 (2-0)	2 (2-0)
20+ Point Games	5 (4-1)	5 (4-1)
30+ Point Games	0 (0-0)	0 (0-0)

Richardson Game-by-Game 2024-25

Date	Opponent	St.	Min.	FG-A	3FG-A	FT-FTA	O-D-R	PF	A	TO	B	S	TP
11/4	MONMOUTH		22	4-5	0-1	2-2	0-2-2	2	4	1	0	1	10
11/7	NIAGARA		17	4-7	1-1	3-3	0-2-2	1	1	0	1	1	12
11/12	vs. Kansas		20	3-5	1-1	1-1	0-3-3	2	2	0	0	0	8
11/16	BOWLING GREEN		19	0-1	0-1	0-0	0-3-3	1	1	0	0	0	0
11/19	SAMFORD		26	4-6	1-2	3-3	2-1-3	2	3	0	1	4	12
11.25	vs. Colorado		23	6-8	1-2	0-0	1-3-4	1	1	1	0	0	13
11/26	vs. Memphis		28	5-8	3-5	5-8	0-3-3	3	2	0	0	0	18
11/27	vs. North Carolina		-	-	-	-	-	-	-	-	-	-	-
12/4	at Minnesota		19	2-5	0-2	0-0	0-1-1	3	4	0	0	1	4
12/7	NEBRASKA		15	5-7	2-3	4-4	0-2-2	1	0	2	0	0	16
12/17	Oakland		20	2-4	1-2	2-2	0-2-2	2	1	1	0	1	7
12/21	FLORIDA ATLANTIC		24	3-6	2-2	1-2	1-5-6	1	3	1	0	1	9
12/30	WESTERN MICHIGAN		24	4-4	0-0	1-1	0-3-3	1	5	2	1	1	9
1/3	at Ohio State		21	1-5	0-3	1-2	1-1-2	1	1	3	0	0	3
1/9	WASHINGTON		23	5-8	1-3	1-1	0-1-1	1	1	2	2	5	12
1/12	at Northwestern		25	4-8	1-2	4-5	0-2-2	1	1	1	0	0	13
1/15	PENN STATE		25	3-6	0-2	1-1	1-1-2	4	1	2	0	0	7
1/19	ILLINOIS		19	2-8	0-2	0-0	1-1-2	2	0	1	0	0	4
1/25	vs. Rutgers		26	6-9	3-4	5-5	0-4-4	0	1	2	0	0	20
1/28	MINNESOTA		24	2-6	0-2	2-2	0-2-2	1	8	0	1	1	6
2/1	at USC		20	2-6	1-2	3-4	0-1-1	0	1	0	0	0	8
2/4	at UCLA		16	0-6	0-3	4-4	0-0-0	0	1	0	0	0	4
2/8	OREGON	*	35	9-13	3-6	8-9	1-4-5	1	1	0	1	0	29
2/11	INDIANA	*	33	5-12	1-6	2-2	2-4-6	1	0	2	1	0	13
2/15	at Illinois	*	26	5-10	0-1	1-1	0-3-3	3	1	0	1	0	11
2/18	PURDUE	*	29	3-6	2-3	4-4	0-1-1	1	3	0	0	2	12
2/21	at Michigan	*	33	7-12	2-4	5-6	2-4-6	0	0	0	0	3	21
2/26	at Maryland	*	34	6-14	0-3	3-3	3-5-8	2	1	0	0	0	15
3/2	WISCONSIN	*	20	4-9	3-6	0-1	0-5-5	3	6	1	0	1	11
3/6	at Iowa	*	33	7-13	2-6	6-9	2-2-4	1	2	1	0	1	22
3/9	MICHIGAN	*	30	6-10	2-5	4-4	1-4-5	1	3	2	0	1	18
3/14	vs. Oregon	*	30	4-13	3-7	6-10	1-2-3	0	2	1	0	1	17
3/15	vs. Wisconsin	*	31	5-10	4-5	7-7	1-6-7	3	1	2	1	0	21
3/21	vs. Bryant	*	29	5-11	3-4	2-3	0-3-3	1	2	0	0	0	15
3/23	vs. New Mexico	*	30	1-10	0-5	4-4	2-2-4	2	4	1	0	2	6

RICHARDSON'S CAREER STATS

Year	GP/GS	Min./Avg	FG-FGA	FG%	3FG-FGA	3FG%	FT-FTA	FT%	OFF-DEF	REB	AVG	PF/D	A	TO	BL	ST	PTS	AVG
24-25	34/13	850/25.0	134-271	.494	43-106	.406	95-113	.841	22-88	110	3.2	49/0	67	29	10	27	406	11.9
TOTAL	34/13	850/25.0	134-271	.494	43-106	.406	95-113	.841	22-88	110	3.2	49/0	67	29	10	27	406	11.9

RICHARDSON'S CAREER BIG TEN STATS

Year	GP/GS	Min./Avg	FG-FGA	FG%	3FG-FGA	3FG%	FT-FTA	FT%	OFF-DEF	REB	AVG	PF/D	A	TO	BL	ST	PTS	AVG
24-25	20/9	506/25.3	84-173	.486	23-68	.338	58-67	.866	14-48	62	3.1	27/0	36	19	6	15	249	12.5
TOTAL	20/9	506/25.3	84-173	.486	23-68	.338	58-67	.866	14-48	62	3.1	27/0	36	19	6	15	249	12.5



15 Carson Cooper

Junior • Center • 6-11 • 245
Jackson, Mich. • IMG Academy (Fla.)

Last Time Out | New Mexico



2024-25 SEASON AVG.



POINTS	REBOUNDS	BLOCKS	MINUTES
4	8	1	17

POINTS	REBOUNDS	BLOCKS	MINUTES
5.1	5.2	0.7	17.2

SEASON HIGHS

Minutes: 30 vs. UCLA (2/4/25)
 Points: 13 vs. Western Michigan (12/30/24)
 Rebounds: 11 vs. Minnesota (1/28/25)
 Assists: 3 vs. Wisconsin (3/15/25)
 Steals: 2 vs. Illinois (2/15/25)
 Field Goals: 5 vs. Western Michigan (12/30/24)
 FG Att.: 6, 2x, last vs. Wisconsin (3/2/25)
 3-PT FG: -
 3-PT FG Att: 1 vs. Maryland (2/26/25)
 Free Throws: 7 vs. Oregon (2/8/25)
 FT Att.: 8, 2x, last vs. Indiana (2/11/25)
 Blocks: 3 vs. Minnesota (1/28/25)

CAREER HIGHS

Minutes: 30 vs. UCLA (2/4/25)
 Points: 13 vs. Western Michigan (12/30/24)
 Rebounds: 11, 2x, last vs. Minnesota (1/28/25)
 Assists: 3, 2x, last vs. Wisconsin (3/15/25)
 Steals: 2, 3x, last vs. Illinois (2/15/25)
 Field Goals: 5 vs. Western Michigan (12/30/24)
 FG Att.: 6, 2x, last vs. Wisconsin (3/2/25)
 3-PT FG: -
 3-PT FG Att: 1 vs. Maryland (2/26/25)
 Free Throws: 7 vs. Oregon (2/8/25)
 FT Att.: 8, 2x, last vs. Indiana (2/11/25)
 Blocks: 3, 2x, last vs. Minnesota (1/28/25)

BIG TEN HIGHS

Minutes: 30 vs. UCLA (2/4/25)
 Points: 10, 2x, last at Penn State (2/14/24)
 Rebounds: 11 vs. Minnesota (1/28/25)
 Assists: 3 vs. Illinois (2/10/24)
 Steals: 2, 3x, last vs. Illinois (2/15/25)
 Field Goals: 3, 6x, last vs. Michigan (2/21/25)
 FG Att.: 6 vs. Wisconsin (3/2/25)
 3-PT FG: -
 3-PT FG Att: 1 vs. Maryland (2/26/25)
 Free Throws: 7 vs. Oregon (2/8/25)
 FT Att.: 8, 2x, last vs. Indiana (2/11/25)
 Blocks: 3, 2x, last vs. Minnesota (1/28/25)

PRODUCTION TRACKER (MSU'S RECORD)

	Season	Career
Double-Figure Scoring	2 (2-0)	4 (3-1)
Double-Figure Rebounding	2 (1-1)	3 (2-1)
Double-Figure Assists	0 (0-0)	0 (0-0)
Double-Doubles	0 (0-0)	0 (0-0)
Led MSU in Scoring	0 (0-0)	0 (0-0)
Led MSU in Rebounding	8 (6-2)	15 (9-6)
Led MSU in Assists	0 (0-0)	0 (0-0)
20+ Point Games	0 (0-0)	0 (0-0)
30+ Point Games	0 (0-0)	0 (0-0)

Cooper Game-by-Game 2024-25

Date	Opponent	St.	Min.	FG-A	3FG-A	FT-FTA	O-D-R	PF	A	TO	B	S	TP
11/4	MONMOUTH		11	1-3	0-0	2-2	2-1-3	1	2	1	0	1	4
11/7	NIAGARA		14	1-3	0-0	2-2	2-2-4	2	2	0	0	0	4
11/12	vs. Kansas		16	2-2	0-0	2-3	0-5-5	1	0	1	0	1	6
11/16	BOWLING GREEN		19	4-5	0-0	4-4	1-1-2	0	0	0	1	0	12
11/19	SAMFORD		13	1-2	0-0	0-2	1-4-5	0	0	1	0	0	2
11.25	vs. Colorado		17	3-3	0-0	0-0	1-5-6	2	0	1	1	0	6
11/26	vs. Memphis		8	0-0	0-0	0-0	1-1-2	2	1	1	0	0	0
11/27	vs. North Carolina		16	3-3	0-0	0-1	1-1-2	1	1	0	1	0	6
12/4	at Minnesota		15	1-3	0-0	0-0	2-2-4	3	0	1	1	0	2
12/7	NEBRASKA		17	1-1	0-0	2-2	0-5-5	3	1	0	0	0	4
12/17	Oakland		12	1-4	0-0	0-0	0-2-2	3	1	1	0	0	2
12/21	FLORIDA ATLANTIC		9	1-2	0-0	0-0	0-0-0	0	0	2	2	1	2
12/30	WESTERN MICHIGAN		18	5-6	0-0	3-3	2-4-6	2	0	2	2	0	13
1/3	at Ohio State		9	0-1	0-0	0-0	0-1-1	2	0	0	0	0	0
1/9	WASHINGTON		12	0-0	0-0	6-6	0-7-7	3	1	0	2	0	6
1/12	at Northwestern		15	1-4	0-0	2-2	1-4-5	5	2	0	0	0	4
1/15	PENN STATE		20	2-3	0-0	0-0	2-3-5	1	1	0	1	0	4
1/19	ILLINOIS		19	2-3	0-0	0-0	1-7-8	2	0	0	1	0	4
1/25	vs. Rutgers		15	1-2	0-0	1-2	0-5-5	4	0	0	1	0	3
1/28	MINNESOTA		22	3-4	0-0	3-6	5-6-11	0	0	0	3	0	9
2/1	at USC		22	3-4	0-0	0-0	2-1-3	4	1	1	1	0	6
2/4	at UCLA		30	1-3	0-0	4-4	3-6-9	3	0	3	0	0	6
2/8	OREGON		23	1-2	0-0	7-8	2-4-6	3	2	1	0	1	9
2/11	INDIANA		16	1-1	0-0	5-8	3-2-5	5	0	1	0	1	7
2/15	at Illinois		22	2-3	0-0	0-2	2-6-8	4	0	0	1	2	4
2/18	PURDUE		15	3-3	0-0	1-4	1-1-2	3	0	1	0	0	7
2/21	at Michigan		19	3-4	0-0	0-0	3-5-8	3	1	1	0	0	6
2/26	at Maryland		22	1-4	0-1	0-0	1-4-5	2	0	0	0	0	2
3/2	WISCONSIN		22	4-6	0-0	0-0	0-4-4	2	1	1	2	0	8
3/6	at Iowa		14	0-0	0-0	2-4	0-4-4	1	0	0	1	0	2
3/9	MICHIGAN		20	0-3	0-0	4-4	2-6-8	1	0	0	1	0	4
3/14	vs. Oregon		19	3-5	0-0	0-0	3-2-5	3	1	0	0	0	6
3/15	vs. Wisconsin		28	2-3	0-0	4-4	3-7-10	1	3	1	0	0	8
3/21	vs. Bryant		17	3-5	0-0	0-0	4-5-9	3	0	2	0	0	6
3/23	vs. New Mexico		17	1-2	0-0	2-3	2-6-8	3	0	2	1	0	4

COOPER'S CAREER STATS

Year	GP/GS	Min./Avg	FG-FGA	FG%	3FG-FGA	3FG%	FT-FTA	FT%	OFF-DEF	REB	AVG	PF/D	A	TO	BL	ST	PTS	AVG
22-23	30/0	197/6.6	19-26	.731	0-0	.000	9-19	.474	12-15	27	0.9	32/0	3	7	8	4	47	1.6
23-24	35/8	595/17.0	40-75	.533	0-0	.000	38-60	.633	52-103	155	4.4	61/1	16	26	23	15	118	3.4
24-25	35/0	601/17.2	61-102	.598	0-1	.000	56-76	.737	53-130	183	5.2	78/2	21	25	23	7	178	5.1
TOTAL	100/8	1393/13.9	120-203	.591	0-1	.000	103-155	.665	117-248	365	3.7	171/3	40	58	54	26	343	3.4

COOPER'S CAREER BIG TEN STATS

Year	GP/GS	Min./Avg	FG-FGA	FG%	3FG-FGA	3FG%	FT-FTA	FT%	OFF-DEF	REB	AVG	PF/D	A	TO	BL	ST	PTS	AVG
22-23	16/0	96/6.0	10-11	.909	0-0	.000	4-9	.444	5-9	14	0.9	16/0	2	5	5	2	24	1.5
23-24	20/1	337/16.9	22-44	.500	0-0	.000	21-29	.724	28-54	82	4.1	30/0	11	18	11	10	65	3.3
24-25	20/0	369/18.5	30-54	.556	0-1	.000	37-52	.712	30-83	113	5.7	54/2	10	10	15	4	97	4.9
TOTAL	56/1	802/14.3	62-109	.569	0-1	.000	62-90	.689	63-146	209	3.7	100/2	23	33	31	16	186	3.3



20

Nick Sanders

Junior • Guard • 5-10 • 185
Franklin, Mich. • Detroit Country Day

Last Time Out | New Mexico



2024-25 SEASON AVG.



POINTS	REBOUNDS	ASSISTS	MINUTES
-	-	-	-

POINTS	REBOUNDS	ASSISTS	MINUTES
0.8	0.2	0.0	1.2

SEASON HIGHS

Minutes: 3 vs. Nebraska (12/7/24)
 Points: 2, 4x, last vs. Bryant (2/21/25)
 Rebounds: 1, 2x, last vs. Washington (1/9/25)
 Assists: -
 Steals: -
 Field Goals: 1, 4x, last vs. Bryant (2/21/25)
 FG Att.: 2, 2x, last vs. Washington (1/9/25)
 3-PT FG: -
 3-PT FG Att: 1, 2x, last vs. Washington (1/9/25)
 Free Throws: -
 FT Att.: -
 Blocks: -

CAREER HIGHS

Minutes: 3 vs. Nebraska (12/7/24)
 Points: 3 vs. Stony Brook (12/21/23)
 Rebounds: 1, 2x, last vs. Washington (1/9/25)
 Assists: -
 Steals: -
 Field Goals: 1, 5x, last vs. Bryant (2/21/25)
 FG Att.: 2, 2x, last vs. Washington (1/9/25)
 3-PT FG: 1 vs. Stony Brook (12/21/23)
 3-PT FG Att.: 1, 6x, last vs. Washington (1/9/25)
 Free Throws: -
 FT Att.: -
 Blocks: -

BIG TEN HIGHS

Minutes: 3 vs. Nebraska (12/7/24))
 Points: 2 vs. Washington (1/9/25)
 Rebounds: 1, 2x, last vs. Washington (1/9/25)
 Assists: -
 Steals: -
 Field Goals: 1 vs. Washington (1/9/25)
 FG Att.: 2, 2x, last vs. Washington (1/9/25)
 3-PT FG: -
 3-PT FG Att: 1 vs. Washington (1/9/25)
 Free Throws: -
 FT Att.: -
 Blocks: -

PRODUCTION TRACKER (MSU'S RECORD)

	Season	Career
Double-Figure Scoring	0 (0-0)	0 (0-0)
Double-Figure Rebounding	0 (0-0)	0 (0-0)
Double-Figure Assists	0 (0-0)	0 (0-0)
Double-Doubles	0 (0-0)	0 (0-0)
Led MSU in Scoring	0 (0-0)	0 (0-0)
Led MSU in Rebounding	0 (0-0)	0 (0-0)
Led MSU in Assists	0 (0-0)	0 (0-0)
20+ Point Games	0 (0-0)	0 (0-0)
30+ Point Games	0 (0-0)	0 (0-0)

Sanders Game-by-Game 2024-25

Date	Opponent	St.	Min.	FG-A	3FG-A	FT-FTA	O-D-R	PF	A	TO	B	S	TP
11/4	MONMOUTH		0+	0-0	0-0	0-0	0-0-0	0	0	0	0	0	0
11/7	NIAGARA		2	0-0	0-0	0-0	0-0-0	0	0	1	0	0	0
11/12	vs. Kansas		-	-	-	-	-	-	-	-	-	-	-
11/16	BOWLING GREEN		-	-	-	-	-	-	-	-	-	-	-
11/19	SAMFORD		-	-	-	-	-	-	-	-	-	-	-
11.25	vs. Colorado		1	0-0	0-0	0-0	0-0-0	0	0	0	0	0	0
11/26	vs. Memphis		-	-	-	-	-	-	-	-	-	-	-
11/27	vs. North Carolina		-	-	-	-	-	-	-	-	-	-	-
12/4	at Minnesota		-	-	-	-	-	-	-	-	-	-	-
12/7	NEBRASKA		3	0-1	0-0	0-0	1-0-1	0	0	0	0	0	0
12/17	Oakland		1	1-2	0-1	0-0	0-0-0	0	0	0	0	0	2
12/21	FLORIDA ATLANTIC		1	0-0	0-0	0-0	0-0-0	0	0	0	0	0	0
12/30	WESTERN MICHIGAN		1	1-1	0-0	0-0	0-0-0	0	0	0	0	0	2
1/3	at Ohio State		-	-	-	-	-	-	-	-	-	-	-
1/9	WASHINGTON		1	1-2	0-1	0-0	0-1-1	0	0	0	0	0	2
1/12	at Northwestern		-	-	-	-	-	-	-	-	-	-	-
1/15	PENN STATE		-	-	-	-	-	-	-	-	-	-	-
1/19	ILLINOIS		-	-	-	-	-	-	-	-	-	-	-
1/25	vs. Rutgers		-	-	-	-	-	-	-	-	-	-	-
1/28	MINNESOTA		-	-	-	-	-	-	-	-	-	-	-
2/1	at USC		-	-	-	-	-	-	-	-	-	-	-
2/4	at UCLA		-	-	-	-	-	-	-	-	-	-	-
2/8	OREGON		-	-	-	-	-	-	-	-	-	-	-
2/11	INDIANA		-	-	-	-	-	-	-	-	-	-	-
2/15	at Illinois		-	-	-	-	-	-	-	-	-	-	-
2/18	PURDUE		-	-	-	-	-	-	-	-	-	-	-
2/21	at Michigan		-	-	-	-	-	-	-	-	-	-	-
2/26	at Maryland		-	-	-	-	-	-	-	-	-	-	-
3/2	WISCONSIN		-	-	-	-	-	-	-	-	-	-	-
3/6	at Iowa		-	-	-	-	-	-	-	-	-	-	-
3/9	MICHIGAN		1	0-0	0-0	0-0	0-0-0	0	0	0	0	0	0
3/14	vs. Oregon		-	-	-	-	-	-	-	-	-	-	-
3/15	vs. Wisconsin		-	-	-	-	-	-	-	-	-	-	-
3/21	vs. Bryant		2	1-1	0-0	0-0	0-0-0	0	0	0	0	0	0
3/23	vs. New Mexico		-	-	-	-	-	-	-	-	-	-	-

SANDERS' CAREER STATS

Year	GP/GS	Min./Avg	FG-FGA	FG%	3FG-FGA	3FG%	FT-FTA	FT%	OFF-DEF	REB	AVG	PF/D	A	TO	BL	ST	PTS	AVG
22-23	7/0	7/1.0	0-2	.000	0-1	.000	0-0	.000	0-0	0	0.0	0/0	0	0	0	0	0	0.0
23-24	9/0	12/1.3	1-4	.250	1-3	.333	0-0	.000	0-0	0	0.0	0/0	0	0	0	0	3	0.0
24-25	10/0	12/1.2	4-7	.571	0-2	.000	0-0	.000	1-1	2	0.2	0/0	0	1	0	0	8	0.8
TOTAL	26/0	31/1.2	5-13	.385	1-6	.166	0-0	.000	1-1	2	0.1	0/0	0	1	0	0	11	0.4

SANDERS' CAREER BIG TEN STATS

Year	GP/GS	Min./Avg	FG-FGA	FG%	3FG-FGA	3FG%	FT-FTA	FT%	OFF-DEF	REB	AVG	PF/D	A	TO	BL	ST	PTS	AVG
22-23	2/0	2/0.7	0-0	.000	0-0	.000	0-0	.000	0-0	0	0.0	0/0	0	0	0	0	0	0.0
23-24	2/0	3/1.5	0-0	.000	0-0	.000	0-0	.000	0-0	0	0.0	0/0	0	0	0	0	0	0.0
24-25	3/0	4/2.0	1-3	.333	0-1	.000	0-0	.000	1-1	2	0.7	0/0	0	0	0	0	2	0.7
TOTAL	8/0	10/1.3	1-3	.333	0-1	.000	0-0	.000	1-1	2	0.3	0/0	0	0	0	0	2	0.3



34

Xavier Booker

Sophomore • Forward • 6-11 • 240
Indianapolis, Ind. • Cathedral

Last Time Out | New Mexico



2024-25 SEASON AVG.



POINTS	REBOUNDS	BLOCKS	MINUTES
-	-	-	-

POINTS	REBOUNDS	BLOCKS	MINUTES
4.7	2.2	0.7	12.8

SEASON HIGHS

Minutes: 25 vs. North Carolina (11/27/24)
 Points: 18 vs. Oakland (12/17/24)
 Rebounds: 7 vs. North Carolina (11/27/24)
 Assists: 3 vs. Niagara (11/7/24)
 Steals: 1, 2x, last vs. Michigan (2/21/25)
 Field Goals: 5, 2x, last vs. Oakland (12/17/24)
 FG Att.: 10 vs. Monmouth (11/4/24)
 3-PT FG: 3, 2x, last vs. Oakland (12/17/24)
 3-PT FG Att: 5 vs. Oakland (12/17/24)
 Free Throws: 5 vs. Oakland (12/17/24)
 FT Att.: 6 vs. Oakland (12/17/24)
 Blocks: 4 vs. Rutgers (1/25/25)

CAREER HIGHS

Minutes: 25 vs. North Carolina (11/27/24)
 Points: 18 vs. Oakland (12/17/24)
 Rebounds: 7, 2x, last vs. North Carolina (11/27/24)
 Assists: 3 vs. Niagara (11/7/24)
 Steals: 2 vs. Minnesota (3/14/24)
 Field Goals: 5, 2x, last vs. Oakland (12/17/24)
 FG Att.: 10 vs. Monmouth (11/4/24)
 3-PT FG: 3, 3x, last vs. Oakland (12/17/24)
 3-PT FG Att: 6 vs. Alcorn State (11/19/23)
 Free Throws: 5 vs. Oakland (12/17/24)
 FT Att.: 6 vs. Oakland (12/17/24)
 Blocks: 4 vs. Rutgers (1/25/25)

BIG TEN HIGHS

Minutes: 19 vs. Minnesota (1/28/25)
 Points: 11, 3x, last vs. Nebraska (12/7/24)
 Rebounds: 6 vs. Nebraska (12/7/24)
 Assists: 4 vs. Penn State (1/4/24)
 Steals: 2 vs. Minnesota (3/14/24)
 Field Goals: 4, 4x, last vs. Ohio State (1/3/25)
 FG Att.: 8 vs. Ohio State (1/3/25)
 3-PT FG: 3, 2x, last vs. Minnesota (12/4/24)
 3-PT FG Att: 5 at Purdue (3/2/24)
 Free Throws: 4 vs. Minnesota (1/28/25)
 FT Att.: 5 vs. Minnesota (1/28/25)
 Blocks: 4 vs. Rutgers (1/25/25)

PRODUCTION TRACKER (MSU'S RECORD)

	Season	Career
Double-Figure Scoring	5 (5-0)	7 (6-1)
Double-Figure Rebounding	0 (0-0)	0 (0-0)
Double-Figure Assists	0 (0-0)	0 (0-0)
Double-Doubles	0 (0-0)	0 (0-0)
Led MSU in Scoring	1 (1-0)	1 (1-0)
Led MSU in Rebounding	0 (0-0)	0 (0-0)
Led MSU in Assists	0 (0-0)	0 (0-0)
20+ Point Games	0 (0-0)	0 (0-0)
30+ Point Games	0 (0-0)	0 (0-0)

Booker Game-by-Game 2024-25

Date	Opponent	St.	Min.	FG-A	3FG-A	FT-FTA	O-D-R	PF	A	TO	B	S	TP
11/4	MONMOUTH	*	19	2-10	0-4	0-0	2-0-2	0	0	2	1	0	4
11/7	NIAGARA	*	19	3-7	1-3	0-0	1-4-5	1	3	0	0	0	7
11/12	vs. Kansas	*	13	0-5	0-4	0-0	1-0-1	0	0	1	1	0	0
11/16	BOWLING GREEN		10	1-3	1-3	0-0	2-1-3	2	1	2	1	0	3
11/19	SAMFORD		9	3-4	1-1	0-0	1-0-1	3	0	0	0	0	7
11.25	vs. Colorado		17	2-6	0-4	0-0	0-1-1	4	0	1	2	0	6
11/26	vs. Memphis		16	0-3	0-2	0-0	1-1-2	0	0	0	0	0	0
11/27	vs. North Carolina		25	5-7	0-1	2-2	3-4-7	2	0	2	1	0	12
12/4	at Minnesota		18	4-5	3-4	0-0	0-2-2	2	0	1	2	0	11
12/7	NEBRASKA		15	4-6	1-3	2-2	0-6-6	2	0	0	0	0	11
12/17	Oakland		17	5-9	3-5	5-6	4-2-6	1	1	1	1	0	18
12/21	FLORIDA ATLANTIC		17	1-7	0-5	0-0	0-4-4	1	0	0	1	0	2
12/30	WESTERN MICHIGAN		14	1-4	0-3	0-0	0-2-2	2	1	2	1	0	2
1/3	at Ohio State		16	4-8	0-4	1-1	0-3-3	1	1	2	2	0	9
1/9	WASHINGTON		16	3-7	0-1	0-0	1-0-1	2	0	3	0	1	6
1/12	at Northwestern		14	1-1	0-0	0-0	0-0-0	3	0	0	0	0	2
1/15	PENN STATE		10	3-4	0-1	1-1	0-3-3	2	0	1	1	0	7
1/19	ILLINOIS		18	1-2	1-1	1-2	2-1-3	0	0	0	0	0	4
1/25	vs. Rutgers		18	3-7	0-4	3-4	1-3-4	1	0	1	4	0	9
1/28	MINNESOTA		19	3-7	0-2	4-5	1-2-3	1	0	1	0	0	10
2/1	at USC		11	1-3	0-1	0-1	0-1-1	1	0	1	0	0	2
2/4	at UCLA		15	2-5	1-3	1-1	0-3-3	2	0	1	2	0	6
2/8	OREGON		-	-	-	-	-	-	-	-	-	-	-
2/11	INDIANA		8	1-4	1-3	0-0	0-0-0	0	1	3	0	0	3
2/15	at Illinois		14	1-2	1-1	0-0	0-1-1	0	0	0	0	0	3
2/18	PURDUE		6	0-1	0-1	0-0	0-1-1	1	0	0	0	0	0
2/21	at Michigan		8	1-1	1-1	0-0	0-0-0	0	0	0	0	1	3
2/26	at Maryland		14	1-4	1-2	0-0	0-4-4	2	0	1	1	0	3
3/2	WISCONSIN		5	1-2	1-2	0-0	0-0-0	1	0	1	1	0	3
3/6	at Iowa		4	1-2	0-1	0-0	0-1-1	0	0	0	0	0	2
3/9	MICHIGAN		7	0-2	0-2	0-0	1-1-2	3	0	0	0	0	0
3/14	vs. Oregon		4	0-0	0-0	0-0	0-0-0	0	0	0	0	0	0
3/15	vs. Wisconsin		4	0-1	0-1	0-1	0-0-0	0	0	2	0	0	0
3/21	vs. Bryant		3	0-0	0-0	0-0	1-0-1	1	0	0	0	0	0
3/23	vs. New Mexico		-	-	-	-	-	-	-	-	-	-	-

BOOKER'S CAREER STATS

Year	GP/GS	Min./Avg	FG-FGA	FG%	3FG-FGA	3FG%	FT-FTA	FT%	OFF-DEF	REB	AVG	PF/D	A	TO	BL	ST	PTS	AVG
23-24	27/2	249/9.2	36-82	.439	16-48	.333	12-19	.632	9-37	46	1.7	30/0	6	7	14	3	100	3.7
24-25	33/3	424/12.8	58-139	.417	17-73	.233	22-28	.786	22-51	73	2.2	41/0	8	29	22	2	155	4.7
TOTAL	60/5	673/11.2	94-221	.425	33-121	.273	34-47	.723	31-88	198	2.0	71/0	14	36	36	5	255	4.3

BOOKER'S CAREER BIG TEN STATS

Year	GP/GS	Min./Avg	FG-FGA	FG%	3FG-FGA	3FG%	FT-FTA	FT%	OFF-DEF	REB	AVG	PF/D	A	TO	BL	ST	PTS	AVG
23-24	14/2	104/7.4	15-31	.484	8-21	.381	5-8	.625	6-11	17	1.2	17/0	2	1	5	0	43	3.1
24-25	19/0	236/12.4	35-73	.479	11-37	.297	13-17	.765	6-32	38	2.0	24/0	2	16	13	2	94	4.9
TOTAL	33/2	340/10.3	50-104	.481	19-58	.328	18-25	.720	12-43	55	1.7	41/0	4	17	18	2	137	4.2



55

Coen Carr

Sophomore • Forward • 6-6 • 225
Stockbridge, Ga. • Legacy Early College (S.C.)

Last Time Out | New Mexico



2024-25 SEASON AVG.



POINTS	REBOUNDS	BLOCKS	MINUTES
8	6	1	25

POINTS	REBOUNDS	BLOCKS	MINUTES
8.0	3.7	0.7	20.2

SEASON HIGHS

Minutes: 32 vs. North Carolina (11/27/24)
 Points: 18 vs. Bryant (2/21/25)
 Rebounds: 9 vs. Bryant (2/21/25)
 Assists: 3 vs. USC (2/1/25)
 Steals: 3 vs. Minnesota (1/28/25)
 Field Goals: 7, 2x, last vs. Bryant (2/21/25)
 FG Att.: 10 vs. Bryant (2/21/25)
 3-PT FG: 1, 4x, last vs. Oregon (3/14/25)
 3-PT FG Att: 2, 2x, last vs. Wisconsin (3/15/25)
 Free Throws: 7 vs. Ohio State (1/3/25)
 FT Att.: 8 vs. Ohio State (1/3/25)
 Blocks: 4 vs. Iowa (3/6/25)

CAREER HIGHS

Minutes: 32 vs. North Carolina (11/27/24)
 Points: 18 vs. Bryant (2/21/25)
 Rebounds: 9 vs. Bryant (2/21/25)
 Assists: 3 vs. USC (2/1/25)
 Steals: 3, 2x, last vs. Minnesota (1/28/25)
 Field Goals: 7, 2x, last vs. Bryant (2/21/25)
 FG Att.: 10 vs. Bryant (2/21/25)
 3-PT FG: 1, 4x, last vs. Oregon (3/14/25)
 3-PT FG Att: 2, 2x, last vs. Wisconsin (3/15/25)
 Free Throws: 7 vs. Ohio State (1/3/25)
 FT Att.: 8 vs. Ohio State (1/3/25)
 Blocks: 4 vs. Iowa (3/6/25)

BIG TEN HIGHS

Minutes: 26, 2x, last vs. USC (2/1/25)
 Points: 14 vs. Rutgers (1/25/25)
 Rebounds: 8, 2x, last vs. Oregon (3/14/25)
 Assists: 3 vs. USC (2/1/25)
 Steals: 3 vs. Minnesota (1/28/25)
 Field Goals: 5, 3x, last vs. Illinois (2/15/25)
 FG Att.: 8 vs. Minnesota (12/4/24)
 3-PT FG: 1, 2x, last vs. Oregon (3/14/25)
 3-PT FG Att: 2 vs. Minnesota (1/28/25)
 Free Throws: 7 vs. Ohio State (1/3/25)
 FT Att.: 8 vs. Ohio State (1/3/25)
 Blocks: 4 vs. Iowa (3/6/25)

PRODUCTION TRACKER (MSU'S RECORD)

	Season	Career
Double-Figure Scoring	11 (11-0)	13 (12-1)
Double-Figure Rebounding	0 (0-0)	0 (0-0)
Double-Figure Assists	0 (0-0)	0 (0-0)
Double-Doubles	0 (0-0)	0 (0-0)
Led MSU in Scoring	3 (3-0)	3 (3-0)
Led MSU in Rebounding	2 (2-0)	2 (2-0)
Led MSU in Assists	0 (0-0)	0 (0-0)
20+ Point Games	0 (0-0)	0 (0-0)
30+ Point Games	0 (0-0)	0 (0-0)

Carr Game-by-Game 2024-25

Date	Opponent	St.	Min.	FG-A	3FG-A	FT-FTA	O-D-R	PF	A	TO	B	S	TP
11/4	MONMOUTH		23	4-7	0-0	1-3	2-3-5	0	0	1	0	1	9
11/7	NIAGARA		20	2-3	0-0	2-4	1-2-3	0	0	3	0	0	6
11/12	vs. Kansas		21	3-5	0-1	2-2	1-2-3	2	0	0	0	2	8
11/16	BOWLING GREEN		27	5-8	0-0	1-4	2-3-5	0	0	2	0	1	11
11/19	SAMFORD		20	2-4	0-0	0-0	1-1-2	1	1	2	1	1	4
11.25	vs. Colorado		17	4-4	0-0	0-2	0-0-0	2	0	0	0	2	8
11/26	vs. Memphis		21	2-4	0-0	1-2	1-1-2	1	0	2	1	0	5
11/27	vs. North Carolina		32	6-8	0-0	2-5	2-5-7	2	0	0	1	1	14
12/4	at Minnesota		16	5-8	0-0	2-4	1-2-3	1	0	1	1	1	12
12/7	NEBRASKA		22	2-5	0-0	4-4	1-1-2	0	0	0	2	0	8
12/17	Oakland		17	0-4	0-0	2-2	3-2-5	1	0	0	0	0	2
12/21	FLORIDA ATLANTIC		23	7-9	1-1	2-2	3-5-8	1	0	0	1	1	17
12/30	WESTERN MICHIGAN		22	1-2	1-1	6-6	1-4-5	2	0	1	2	1	9
1/3	at Ohio State		24	2-3	0-0	7-8	3-0-3	1	1	2	1	0	11
1/9	WASHINGTON		21	2-5	0-1	2-2	1-4-5	1	0	0	0	0	6
1/12	at Northwestern		16	1-3	0-1	0-0	0-4-4	2	0	1	1	0	2
1/15	PENN STATE		18	3-6	0-0	3-3	0-0-0	1	2	1	0	0	9
1/19	ILLINOIS		23	4-6	1-1	2-4	1-1-2	1	0	0	2	0	11
1/25	vs. Rutgers		26	5-5	0-0	4-5	3-5-8	2	1	1	2	0	14
1/28	MINNESOTA		16	3-6	0-2	1-1	0-2-2	0	0	0	0	3	7
2/1	at USC		26	4-6	0-0	1-4	2-0-0	0	3	3	0	0	9
2/4	at UCLA		19	2-4	0-0	2-2	1-1-2	2	0	2	0	0	6
2/8	OREGON		14	1-1	0-0	0-0	0-2-2	3	0	1	2	0	2
2/11	INDIANA		11	0-1	0-0	2-2	0-1-1	0	1	0	1	0	2
2/15	at Illinois		18	5-6	0-1	0-1	2-2-4	1	1	0	0	0	10
2/18	PURDUE		21	4-4	0-0	2-2	1-3-4	0	1	2	0	0	10
2/21	at Michigan		19	2-3	0-0	0-2	3-1-4	1	1	1	0	0	4
2/26	at Maryland		14	2-4	0-0	0-0	0-1-1	0	1	1	0	1	4
3/2	WISCONSIN		13	2-2	0-0	0-0	1-0-1	2	2	1	1	1	4
3/6	at Iowa		23	4-7	0-1	0-0	2-3-5	1	1	1	4	0	8
3/9	MICHIGAN		18	1-1	0-0	2-3	1-0-1	2	1	0	1	1	4
3/14	vs. Oregon		25	3-5	1-1	3-5	3-5-8	3	0	0	0	2	10
3/15	vs. Wisconsin		23	3-8	0-2	0-0	1-3-4	3	0	0	0	0	6
3/21	vs. Bryant		23	7-10	0-0	4-5	6-3-9	0	2	2	1	0	18
3/23	vs. New Mexico		25	2-3	0-0	4-4	3-3-6	0	1	1	1	0	8

CARR'S CAREER STATS

Year	GP/GS	Min./Avg	FG-FGA	FG%	3FG-FGA	3FG%	FT-FTA	FT%	OFF-DEF	REB	AVG	PF/D	A	TO	BL	ST	PTS	AVG
23-24	35/0	407/11.6	41-63	.651	0-0	.000	28-50	.560	24-40	64	1.8	35/0	9	18	18	18	110	3.1
24-25	35/0	713/20.4	106-171	.620	4-13	.308	64-93	.688	53-75	128	3.7	39/0	20	32	25	19	280	8.0
TOTAL	70/0	1119/16.0	147-234	.628	4-13	.308	92-143	.643	77-115	192	2.7	74/0	29	50	43	37	390	5.6

CARR'S CAREER BIG TEN STATS

Year	GP/GS	Min./Avg	FG-FGA	FG%	3FG-FGA	3FG%	FT-FTA	FT%	OFF-DEF	REB	AVG	PF/D	A	TO	BL	ST	PTS	AVG
23-24	20/0	182/9.1	18-30	.600	0-0	.000	7-16	.438	9-17	26	1.3	17/0	4	4	6	6	43	2.2
24-25	20/0	378/18.9	54-86	.628	1-7	.143	34-47	.723	23-33	56	2.8	21/0	16	18	18	7	143	7.2
TOTAL	40/0	560/14.0	72-116	.621	1-7	.143	41-63	.651	32-50	82	2.1	38/0	20	22	24	13	186	4.7



35

Jesse McCulloch

Freshman • Forward • 6-10 • 240
Cleveland, Ohio • Lutheran East



40

Brennan Walton

Freshman • Forward • 6-7 • 220
Okemos, Mich. • Okemos



43

Colin Walton

Freshman • Forward • 6-7 • 220
Okemos, Mich. • Okemos



2024-25

STATISTICS



Michigan State Basketball 2024-25
Michigan St. Combined Team Statistics (as of Mar 24, 2025)
All games

Overall record: 29-6 Conf: 17-3 Home: 15-1 Away: 8-2 Neutral: 6-3

#	Player	gp-gs	min	Total		3-Point		F-Throw		Rebounds				pf	dq	a	to	blk	stl	pts	avg	
				fg-fga	fg%	3fg-fga	3fg%	ft-fa	ft%	off	def	tot	avg									
03	Jaden Akins	35-35	945	27.0	165-415	.398	54-183	.295	62-81	.765	23	101	124	3.5	52	2	52	38	10	29	446	12.7
11	Jase Richardson	34-13	847	24.9	134-271	.494	43-106	.406	95-113	.841	22	88	110	3.2	49	0	68	29	10	27	406	11.9
05	Tre Holloman	35-16	804	23.0	111-286	.388	48-140	.343	55-66	.833	6	62	68	1.9	61	1	131	54	9	30	325	9.3
55	Coen Carr	35-0	718	20.5	106-171	.620	4-13	.308	64-93	.688	53	75	128	3.7	39	0	20	32	26	19	280	8.0
00	Jaxon Kohler	35-32	720	20.6	106-208	.510	16-47	.340	44-54	.815	89	174	263	7.5	62	0	45	45	26	13	272	7.8
01	Jeremy Fears Jr.	34-34	799	23.5	69-170	.406	13-36	.361	101-136	.743	9	63	72	2.1	76	0	185	68	7	36	252	7.4
08	Frankie Fidler	35-7	572	16.3	76-196	.388	12-63	.190	82-96	.854	30	87	117	3.3	39	0	27	21	6	17	246	7.0
15	Carson Cooper	35-0	603	17.2	61-102	.598	0-1	.000	56-76	.737	53	129	182	5.2	78	2	21	25	23	7	178	5.1
34	Xavier Booker	33-3	423	12.8	58-139	.417	17-73	.233	22-28	.786	22	51	73	2.2	41	0	8	29	22	2	155	4.7
10	Szymon Zapala	35-35	495	14.1	61-93	.656	0-2	.000	29-44	.659	57	83	140	4.0	78	1	22	30	20	9	151	4.3
20	Nick Sanders	10-0	14	1.4	4-7	.571	0-2	.000	0-0	.000	1	1	2	0.2	0	0	0	1	0	0	8	0.8
07	Gehrig Normand	13-0	26	2.0	3-8	.375	2-6	.333	0-0	.000	1	0	1	0.1	4	0	3	1	0	0	8	0.6
02	Kur Teng	19-0	59	3.1	3-14	.214	2-9	.222	2-2	1.000	4	10	14	0.7	8	0	3	4	0	1	10	0.5
Team													52	56	108						24	
Total.....		35	7025		957-2080	.460	211-681	.310	612-789	.776	422	980	1402	40.1	587	6	585	401	159	190	2737	78.2
Opponents.....		35	7025		824-2038	.404	230-828	.278	466-651	.716	316	756	1072	30.6	683	-	432	394	109	208	2344	67.0

TEAM STATISTICS	MSU	OPP	Date	Opponent	Score	Att.			
SCORING	2737	2344	11/04/24	MONMOUTH	w	81-57	14797		
Points per game	78.2	67.0	11/07/24	NIAGARA	w	96-60	14797		
Scoring margin	+11.2	-	11/12/24	vs Kansas	L	69-77	1		
FIELD GOALS-ATT	957-2080	824-2038	11/16/24	BOWLING GREEN	w	86-72	14797		
Field goal pct	.460	.404	11/19/24	SAMFORD	w	83-75	14797		
3 POINT FG-ATT	211-681	230-828	11/25/24	vs Colorado	w	72-56	2400		
3-point FG pct	.310	.278	11/26/24	vs Memphis	L	63-71	2400		
3-pt FG made per game	6.0	6.6	11/27/24	vs North Carolina	wot	94-91	2400		
FREE THROWS-ATT	612-789	466-651	* 12/04/24	at Minnesota	w	90-72	8424		
Free throw pct	.776	.716	* 12/07/24	NEBRASKA	w	89-52	14797		
F-Throws made per game	17.5	13.3	12/17/24	vs Oakland	w	77-58	12011		
REBOUNDS	1402	1072	12/21/24	FLA. ATLANTIC	w	86-69	14797		
Rebounds per game	40.1	30.6	12/30/24	WESTERN MICH.	w	80-62	14797		
Rebounding margin	+9.4	-	* 01/03/25	at Ohio St.	w	69-62	13604		
ASSISTS	585	432	* 01/09/25	WASHINGTON	w	88-54	14797		
Assists per game	16.7	12.3	* 01/12/25	at Northwestern	w	78-68	7039		
TURNOVERS	401	394	* 01/15/25	PENN ST.	w	90-85	14797		
Turnovers per game	11.5	11.3	* 01/19/25	ILLINOIS	w	80-78	14797		
Turnover margin	-0.2	-	* 01/25/25	at Rutgers	w	81-74	17480		
Assist/turnover ratio	1.5	1.1	* 01/28/25	MINNESOTA	w	73-51	14797		
STEALS	190	208	* 02/01/25	at Southern California	L	64-70	8251		
Steals per game	5.4	5.9	* 02/04/25	at UCLA	L	61-63	10074		
BLOCKS	159	109	* 02/08/25	OREGON	w	86-74	14797		
Blocks per game	4.5	3.1	* 02/11/25	INDIANA	L	67-71	14797		
ATTENDANCE	236752	173815	* 02/15/25	at Illinois	w	79-65	15544		
Home games-Avg/Game	16-14797	10-12142	* 02/18/25	PURDUE	w	75-66	14797		
Neutral site-Avg/Game	-	9-5822	* 02/21/25	at Michigan	w	75-62	12707		
			* 02/26/25	at Maryland	w	58-55	17950		
Score by Periods	1st	2nd	OT	Totals					
Michigan St.	1272	1453	12	2737	* 03/02/25	WISCONSIN	w	71-62	14797
Opponents	1106	1229	9	2344	* 03/06/25	at Iowa	w	91-84	10347
					* 03/09/25	MICHIGAN	w	79-62	14797
					03/14/25	vs Oregon	w	74-64	0
					03/15/25	vs Wisconsin	L	74-77	0
					03/21/25	vs Bryant	w	87-62	17392
					03/23/25	vs New Mexico	w	71-63	15791

* = Conference game

Michigan State Basketball 2024-25
Michigan St. Combined Team Statistics (as of Mar 09, 2025)
Conference games only

RECORD:	OVERALL	HOME	AWAY	NEUTRAL
ALL GAMES	17-3	9-1	8-2	0-0
CONFERENCE	17-3	9-1	8-2	0-0
NON-CONFERENCE	0-0	0-0	0-0	0-0

#	Player	gp-gs	min	avg	Total		3-Point		F-Throw		Rebounds				a	to	blk	stl	pts	avg		
					fg-fga	fg%	3fg-fga	3fg%	ft-fga	ft%	off	def	tot	avg							pf	dq
03	Jaden Akins	20-20	525	26.3	88-237	.371	36-109	.330	38-49	.776	15	48	63	3.2	31	0	29	20	3	18	250	12.5
11	Jase Richardson	20-9	506	25.3	84-173	.486	23-68	.338	58-67	.866	14	48	62	3.1	27	0	36	19	6	15	249	12.5
05	Tre Holloman	20-12	490	24.5	70-177	.395	28-82	.341	33-41	.805	2	39	41	2.1	38	0	77	31	4	15	201	10.1
00	Jaxon Kohler	20-20	429	21.5	65-115	.565	11-26	.423	25-28	.893	58	97	155	7.8	38	0	32	26	17	9	166	8.3
55	Coen Carr	20-0	378	18.9	54-86	.628	1-7	.143	34-47	.723	23	33	56	2.8	21	0	16	18	18	7	143	7.2
01	Jeremy Fears Jr.	19-19	440	23.2	36-96	.375	10-26	.385	49-67	.731	5	40	45	2.4	41	0	102	38	2	22	131	6.9
08	Frankie Fidler	20-0	298	14.9	40-100	.400	6-26	.231	28-35	.800	19	49	68	3.4	25	0	18	12	4	13	114	5.7
34	Xavier Booker	19-0	236	12.4	35-73	.479	11-37	.297	13-17	.765	6	32	38	2.0	24	0	2	16	13	2	94	4.9
15	Carson Cooper	20-0	369	18.5	30-54	.556	0-1	.000	37-52	.712	30	83	113	5.7	54	2	10	10	15	4	97	4.9
10	Szymon Zapala	20-20	283	14.2	35-53	.660	0-1	.000	20-26	.769	28	39	67	3.4	51	0	13	20	9	5	90	4.5
07	Gehrig Normand	6-0	10	1.7	2-3	.667	1-1	1.000	0-0	.000	1	0	1	0.2	1	0	1	1	0	0	5	0.8
20	Nick Sanders	3-0	5	1.7	1-3	.333	0-1	.000	0-0	.000	1	1	2	0.7	0	0	0	0	0	0	2	0.7
02	Kur Teng	9-0	31	3.4	0-5	.000	0-2	.000	2-2	1.000	3	7	10	1.1	4	0	1	0	0	0	2	0.2
Team											29	32	61				18					
Total.....		20	4000		540-1175	.460	127-387	.328	337-431	.782	234	548	782	39.1	355	2	337	229	91	110	1544	77.2
Opponents.....		20	4000		455-1141	.399	127-480	.265	293-403	.727	186	420	606	30.3	381	-	236	217	63	119	1330	66.5

TEAM STATISTICS	MSU	OPP	Date	Opponent	Score	Att.
SCORING	1544	1330	* 12/04/24	at Minnesota	w 90-72	8424
Points per game	77.2	66.5	* 12/07/24	NEBRASKA	w 89-52	14797
Scoring margin	+10.7	-	* 01/03/25	at Ohio St.	w 69-62	13604
FIELD GOALS-ATT	540-1175	455-1141	* 01/09/25	WASHINGTON	w 88-54	14797
Field goal pct	.460	.399	* 01/12/25	at Northwestern	w 78-68	7039
3 POINT FG-ATT	127-387	127-480	* 01/15/25	PENN ST.	w 90-85	14797
3-point FG pct	.328	.265	* 01/19/25	ILLINOIS	w 80-78	14797
3-pt FG made per game	6.4	6.4	* 01/25/25	at Rutgers	w 81-74	17480
FREE THROWS-ATT	337-431	293-403	* 01/28/25	MINNESOTA	w 73-51	14797
Free throw pct	.782	.727	* 02/01/25	at Southern California	L 64-70	8251
F-Throws made per game	16.9	14.7	* 02/04/25	at UCLA	L 61-63	10074
REBOUNDS	782	606	* 02/08/25	OREGON	w 86-74	14797
Rebounds per game	39.1	30.3	* 02/11/25	INDIANA	L 67-71	14797
Rebounding margin	+8.8	-	* 02/15/25	at Illinois	w 79-65	15544
ASSISTS	337	236	* 02/18/25	PURDUE	w 75-66	14797
Assists per game	16.9	11.8	* 02/21/25	at Michigan	w 75-62	12707
TURNOVERS	229	217	* 02/26/25	at Maryland	w 58-55	17950
Turnovers per game	11.5	10.9	* 03/02/25	WISCONSIN	w 71-62	14797
Turnover margin	-0.6	-	* 03/06/25	at Iowa	w 91-84	10347
Assist/turnover ratio	1.5	1.1	* 03/09/25	MICHIGAN	w 79-62	14797
STEALS	110	119				
Steals per game	5.5	6.0				
BLOCKS	91	63				
Blocks per game	4.6	3.2				
ATTENDANCE	147970	121420				
Home games-Avg/Game	10-14797	10-12142				
Neutral site-Avg/Game	-	0-0				

* = Conference game

Score by Periods	1st	2nd	Totals
Michigan St.	724	820	1544
Opponents	635	695	1330

Michigan State Basketball 2024-25
Michigan St. Combined Team Statistics (as of Mar 24, 2025)
MSU Last 5

RECORD:	OVERALL	HOME	AWAY	NEUTRAL
ALL GAMES	4-1	1-0	0-0	3-1
CONFERENCE	1-0	1-0	0-0	0-0
NON-CONFERENCE	3-1	0-0	0-0	3-1

#	Player	gp-gs	min	avg	Total		3-Point		F-Throw		Rebounds				pf	dq	a	to	blk	stl	pts	avg
					fg-fga	fg%	3fg-fga	3fg%	ft-fa	ft%	off	def	tot	avg								
11	Jase Richardson	5-5	150	30.0	21-54	.389	12-26	.462	23-28	.821	5	17	22	4.4	7	0	12	6	1	4	77	15.4
05	Tre Holloman	5-0	116	23.2	22-49	.449	10-21	.476	10-15	.667	1	10	11	2.2	7	0	15	5	1	4	64	12.8
03	Jaden Akins	5-5	145	29.0	22-61	.361	9-30	.300	3-8	.375	1	14	15	3.0	9	0	5	7	2	6	56	11.2
01	Jeremy Fears Jr.	5-5	127	25.4	10-24	.417	1-6	.167	27-36	.750	2	10	12	2.4	12	0	25	12	2	5	48	9.6
55	Coen Carr	5-0	115	23.0	16-27	.593	1-3	.333	13-17	.765	14	14	28	5.6	8	0	4	3	3	3	46	9.2
00	Jaxon Kohler	5-5	103	20.6	13-23	.565	3-4	.750	0-1	.000	9	20	29	5.8	12	0	5	6	3	1	29	5.8
15	Carson Cooper	5-0	101	20.2	9-18	.500	0-0	.000	10-11	.909	14	26	40	8.0	11	0	4	5	2	0	28	5.6
08	Frankie Fidler	5-0	69	13.8	11-25	.440	1-4	.250	4-7	.571	3	8	11	2.2	4	0	1	2	1	0	27	5.4
10	Szymon Zapala	5-5	46	9.2	4-6	.667	0-0	.000	0-2	.000	5	10	15	3.0	9	0	1	3	2	2	8	1.6
20	Nick Sanders	2-0	3	1.5	1-1	1.000	0-0	.000	0-0	.000	0	0	0	0.0	0	0	0	0	0	0	2	1.0
34	Xavier Booker	4-0	18	4.5	0-3	.000	0-3	.000	0-1	.000	2	1	3	0.8	4	0	0	2	0	0	0	0.0
02	Kur Teng	2-0	4	2.0	0-1	.000	0-1	.000	0-0	.000	0	0	0	0.0	0	0	0	1	0	0	0	0.0
07	Gehrig Normand	2-0	3	1.5	0-1	.000	0-1	.000	0-0	.000	0	0	0	0.0	0	0	0	0	0	0	0	0.0
Team											6	8	14				2					
Total.....		5	1000		129-293	.440	37-99	.374	90-126	.714	62	138	200	40.0	83	0	72	54	17	25	385	77.0
Opponents.....		5	1000		120-285	.421	25-109	.229	63-90	.700	35	114	149	29.8	104	-	55	54	14	26	328	65.6

TEAM STATISTICS	MSU	OPP	Date	Opponent	Score	Att.
SCORING	385	328	* 03/09/25	MICHIGAN	w 79-62	14797
Points per game	77.0	65.6	03/14/25	vs Oregon	w 74-64	0
Scoring margin	+11.4	-	03/15/25	vs Wisconsin	L 74-77	0
FIELD GOALS-ATT	129-293	120-285	03/21/25	vs Bryant	w 87-62	17392
Field goal pct	.440	.421	03/23/25	vs New Mexico	w 71-63	15791
3 POINT FG-ATT	37-99	25-109				
3-point FG pct	.374	.229				
3-pt FG made per game	7.4	5.0				
FREE THROWS-ATT	90-126	63-90				
Free throw pct	.714	.700				
F-Throws made per game	18.0	12.6				
REBOUNDS	200	149				
Rebounds per game	40.0	29.8				
Rebounding margin	+10.2	-				
ASSISTS	72	55				
Assists per game	14.4	11.0				
TURNOVERS	54	54				
Turnovers per game	10.8	10.8				
Turnover margin	+0.0	-				
Assist/turnover ratio	1.3	1.0				
STEALS	25	26				
Steals per game	5.0	5.2				
BLOCKS	17	14				
Blocks per game	3.4	2.8				
ATTENDANCE	14797	33183				
Home games-Avg/Game	1-14797	0-0				
Neutral site-Avg/Game	-	4-8296				

* = Conference game

Score by Periods	1st	2nd	Totals
Michigan St.	187	198	385
Opponents	156	172	328

Michigan State Basketball 2024-25
Michigan St. Combined Team Statistics (as of Mar 24, 2025)
MSU NCAA Tournament

RECORD:	OVERALL	HOME	AWAY	NEUTRAL
ALL GAMES	2-0	0-0	0-0	2-0
CONFERENCE	0-0	0-0	0-0	0-0
NON-CONFERENCE	2-0	0-0	0-0	2-0

#	Player	gp-gs	min	avg	Total		3-Point		F-Throw		Rebounds				pf	dq	a	to	blk	stl	pts	avg
					fg-fga	fg%	3fg-fga	3fg%	ft-fta	ft%	off	def	tot	avg								
05	Tre Holloman	2-0	48	24.0	9-21	.429	6-10	.600	4-6	.667	0	3	3	1.5	1	0	8	0	1	3	28	14.0
03	Jaden Akins	2-2	59	29.5	11-26	.423	4-14	.286	1-3	.333	0	6	6	3.0	2	0	2	2	1	2	27	13.5
55	Coen Carr	2-0	48	24.0	9-13	.692	0-0	.000	8-9	.889	9	6	15	7.5	0	0	3	3	2	0	26	13.0
11	Jase Richardson	2-2	59	29.5	6-21	.286	3-9	.333	6-7	.857	2	5	7	3.5	3	0	6	1	0	2	21	10.5
01	Jeremy Fears Jr.	2-2	56	28.0	2-8	.250	1-4	.250	11-16	.688	1	5	6	3.0	4	0	8	4	2	2	16	8.0
08	Frankie Fidler	2-0	35	17.5	7-13	.538	0-2	.000	2-5	.400	3	4	7	3.5	3	0	1	1	1	0	16	8.0
15	Carson Cooper	2-0	34	17.0	4-7	.571	0-0	.000	2-3	.667	6	11	17	8.5	6	0	0	4	1	0	10	5.0
00	Jaxon Kohler	2-2	36	18.0	4-9	.444	0-0	.000	0-0	.000	5	6	11	5.5	3	0	2	3	1	0	8	4.0
20	Nick Sanders	1-0	2	2.0	1-1	1.000	0-0	.000	0-0	.000	0	0	0	0.0	0	0	0	0	0	0	2	2.0
10	Szymon Zapala	2-2	15	7.5	2-3	.667	0-0	.000	0-0	.000	2	6	8	4.0	3	0	0	1	1	0	4	2.0
07	Gehrig Normand	1-0	2	2.0	0-1	.000	0-1	.000	0-0	.000	0	0	0	0.0	0	0	0	0	0	0	0	0.0
34	Xavier Booker	1-0	3	3.0	0-0	.000	0-0	.000	0-0	.000	1	0	1	1.0	1	0	0	0	0	0	0	0.0
02	Kur Teng	1-0	3	3.0	0-1	.000	0-1	.000	0-0	.000	0	0	0	0.0	0	0	0	1	0	0	0	0.0
Team											3	4	7									
Total.....		2	400		55-124	.444	14-41	.341	34-49	.694	32	56	88	44.0	26	0	30	20	10	9	158	79.0
Opponents.....		2	400		53-126	.421	9-37	.243	10-19	.526	15	42	57	28.5	38	-	20	17	6	10	125	62.5

TEAM STATISTICS	MSU	OPP	Date	Opponent	Score	Att.
SCORING	158	125	03/21/25	vs Bryant	w 87-62	17392
Points per game	79.0	62.5	03/23/25	vs New Mexico	w 71-63	15791
Scoring margin	+16.5	-	* = Conference game			
FIELD GOALS-ATT	55-124	53-126				
Field goal pct	.444	.421				
3 POINT FG-ATT	14-41	9-37				
3-point FG pct	.341	.243				
3-pt FG made per game	7.0	4.5				
FREE THROWS-ATT	34-49	10-19				
Free throw pct	.694	.526				
F-Throws made per game	17.0	5.0				
REBOUNDS	88	57				
Rebounds per game	44.0	28.5				
Rebounding margin	+15.5	-				
ASSISTS	30	20				
Assists per game	15.0	10.0				
TURNOVERS	20	17				
Turnovers per game	10.0	8.5				
Turnover margin	-1.5	-				
Assist/turnover ratio	1.5	1.2				
STEALS	9	10				
Steals per game	4.5	5.0				
BLOCKS	10	6				
Blocks per game	5.0	3.0				
ATTENDANCE	0	33183				
Home games-Avg/Game	0-0	0-0				
Neutral site-Avg/Game	-	2-16592				

Score by Periods	1st	2nd	Totals
Michigan St.	62	96	158
Opponents	59	66	125

**Official Basketball Box Score -- Game Totals -- Final Statistics
Monmouth vs Michigan St.
11/04/24 7:00 pm at East Lansing, MI**

Monmouth 57 • 0-1,0-0 CAA

#	Player	Total		3-Ptr		Rebounds		PF	TP	A	T	Blk	Stl	Min	
		FG-FGA	FG-FGA	FT-FTA	Off	Def	Tot								
21	Chris Morgan	f	0-2	0-0	0-0	0	1	1	5	0	2	1	1	10	
01	Abdi Bashir Jr.	g	7-22	3-11	3-3	1	2	3	0	20	1	2	0	32	
03	Madison Durr	g	2-8	0-0	8-8	0	1	1	4	12	3	3	0	21	
13	Jack Collins	g	0-10	0-7	0-0	2	2	4	2	0	3	1	0	1	36
23	Cornelius Robinson J	g	1-4	0-0	1-1	2	8	10	4	3	1	2	0	2	25
00	Dok Muordar	g	0-0	0-0	0-0	0	1	1	1	0	0	0	0	1	4
04	Andrew Ball	g	1-3	1-3	0-0	0	2	2	4	3	0	0	1	0	11
05	Corey Miller	g	0-1	0-0	0-0	0	0	0	0	0	0	0	0	0	2
06	Jordan Meka	g	0-0	0-0	0-0	1	1	2	2	0	0	1	0	1	24
09	Justin Ray	g	4-7	3-5	1-2	0	1	1	0	12	0	1	0	0	14
07	Lucas Orchard	g	0-0	0-0	0-0	0	0	0	0	0	0	0	0	0	3
10	Jack Leahy	g	0-0	0-0	0-0	0	0	0	0	0	0	0	0	0	2
11	Aric Demings	g	2-4	1-1	2-2	1	0	1	1	7	1	2	0	0	12
30	Sam Fagan	g	0-0	0-0	0-0	0	0	0	0	0	0	0	0	0	2
42	Quinn Peters	g	0-0	0-0	0-0	0	0	0	0	0	0	0	0	0	2
	Team					4	1	5			1				
	Totals		17-61	8-27	15-16	11	20	31	23	57	9	15	2	7	200

FG % 1st Half: 7-28 25.0% 2nd half: 10-33 30.3% Game: 17-61 27.9%
 3FG % 1st Half: 4-14 28.6% 2nd half: 4-13 30.8% Game: 8-27 29.6%
 FT % 1st Half: 9-9 100.0% 2nd half: 6-7 85.7% Game: 15-16 93.8%

Michigan St. 81 • 1-0,0-0 Big Ten

#	Player	Total		3-Ptr		Rebounds		PF	TP	A	T	Blk	Stl	Min	
		FG-FGA	FG-FGA	FT-FTA	Off	Def	Tot								
08	Frankie Fidler	f	2-7	0-3	5-7	1	2	3	2	9	1	0	0	0	21
34	Xavier Booker	f	2-10	0-4	0-0	2	0	2	0	4	0	2	1	0	19
01	Szymon Zapala	c	4-5	0-1	1-4	2	6	8	0	9	1	1	3	0	19
01	Jeremy Fears Jr.	g	1-2	0-0	1-2	0	0	0	3	8	2	1	0	0	21
03	Jaden Akins	g	8-12	1-4	6-7	1	8	9	0	23	5	1	2	2	27
00	Jaxon Kohler	g	2-5	1-2	0-0	2	6	8	0	5	0	3	1	1	18
02	Kur Teng	g	2-2	1-1	0-0	0	0	0	1	5	0	1	0	0	4
05	Tre Holloman	g	0-3	0-2	0-0	0	1	1	5	0	2	0	0	0	12
07	Gehrig Normand	g	0-0	0-0	0-0	0	0	0	1	0	0	0	0	0	2
11	Jase Richardson	g	4-5	0-1	2-2	0	2	2	2	10	4	1	0	1	22
15	Carson Cooper	g	1-3	0-0	2-2	2	1	3	1	4	2	1	0	1	11
20	Nick Sanders	g	0-0	0-0	0-0	0	0	0	0	0	0	0	0	0	1
55	Coen Carr	g	4-7	0-0	1-3	2	3	5	0	9	0	1	0	1	23
	Team					3	4	7							
	Totals		30-61	3-18	18-27	15	33	48	15	81	23	13	8	6	200

FG % 1st Half: 16-37 43.2% 2nd half: 14-24 58.3% Game: 30-61 49.2%
 3FG % 1st Half: 1-10 10.0% 2nd half: 2-8 25.0% Game: 3-18 16.7%
 FT % 1st Half: 5-8 62.5% 2nd half: 13-19 68.4% Game: 18-27 66.7%

Officials: Gaylen Durant,Anthony Burris,Earl Walton
 Technical fouls: Monmouth-None. Michigan St.-None.
 Attendance: 14797
 2024-25 Men's Basketball. Round: 0. Michigan St. vs Monmouth. Played at Breslin

Score by periods	1st	2nd	Total	In	Off	2nd	Fast	Bench
Monmouth	27	30	57	8	10	9	15	22
Michigan St.	38	43	81	48	18	13	25	33

Last FG - MU 2nd-03:11, MSU 2nd-01:16.
 Largest lead - MU None, MSU by 24 2nd-01:16.
 MU led for 00:00. MSU led for 39:56. Game was tied for 00:04.
 Score tied - 0 times.
 Lead changed - 0 times.

**Official Basketball Box Score -- Game Totals -- Final Statistics
Michigan St. vs Kansas
11/12/24 6:30 pm at Atlanta, GA**

Michigan St. 69 • 2-1,0-0 Big Ten

#	Player	Total		3-Ptr		Rebounds		PF	TP	A	T	Blk	Stl	Min	
		FG-FGA	FG-FGA	FT-FTA	Off	Def	Tot								
08	Frankie Fidler	f	3-12	1-6	8-8	2	6	8	0	15	0	1	0	0	24
34	Xavier Booker	f	0-5	0-4	0-0	1	0	1	0	0	0	1	1	0	13
10	Szymon Zapala	c	2-3	0-0	0-0	1	2	3	2	4	0	0	1	0	19
01	Jeremy Fears Jr.	g	3-8	0-0	3-5	0	3	3	4	9	6	2	0	2	27
03	Jaden Akins	g	1-8	0-4	0-0	0	1	1	2	2	0	2	1	0	26
00	Jaxon Kohler	g	5-14	1-5	1-1	4	6	10	2	12	1	1	1	0	23
05	Tre Holloman	g	2-7	0-3	1-1	1	1	2	3	5	2	2	0	0	11
11	Jase Richardson	g	3-5	1-1	1-1	0	3	3	2	8	2	0	0	0	20
15	Carson Cooper	g	2-2	0-0	2-3	0	5	5	1	6	0	1	0	1	16
55	Coen Carr	g	3-5	0-1	2-2	1	2	3	2	8	0	0	0	2	21
	Team					1	3	4			1				
	Totals		24-69	3-24	18-21	11	32	43	18	69	11	11	4	5	200

FG % 1st Half: 8-31 25.8% 2nd half: 16-38 42.1% Game: 24-69 34.8%
 3FG % 1st Half: 1-11 9.1% 2nd half: 2-13 15.4% Game: 3-24 12.5%
 FT % 1st Half: 7-8 87.5% 2nd half: 11-13 84.6% Game: 18-21 85.7%

Kansas 77 • 3-0,0-0 Big 12

#	Player	Total		3-Ptr		Rebounds		PF	TP	A	T	Blk	Stl	Min	
		FG-FGA	FG-FGA	FT-FTA	Off	Def	Tot								
24	KJ Adams, Jr.	f	1-7	0-0	5-6	2	1	3	3	7	1	1	3	1	27
01	Hunter Dickinson	c	13-21	1-1	1-4	3	9	12	1	28	1	1	1	3	35
03	Dajuan Harris Jr.	g	2-7	0-3	7-7	0	3	3	2	11	6	0	0	0	33
05	Zeke Mayo	g	2-8	0-3	2-2	0	10	10	2	6	7	2	0	1	33
06	Rylan Griffen	g	4-10	2-6	0-2	1	5	6	2	10	2	2	0	0	32
02	AJ Storr	g	2-5	1-3	1-1	1	1	2	5	6	0	1	0	0	12
04	Rakease Passmore	g	0-0	0-0	0-0	0	0	0	0	0	0	2	0	1	2
08	David Coit	g	1-4	1-1	0-0	0	4	4	0	3	0	0	0	0	12
40	Flory Budunga	g	3-5	0-0	0-0	0	1	1	4	6	0	0	1	0	12
41	Zach Clemence	g	0-2	0-0	0-0	2	0	2	0	0	0	1	0	1	2
	Team					2	2	4							
	Totals		28-69	5-17	16-22	11	36	47	19	77	17	10	5	7	200

FG % 1st Half: 13-36 36.1% 2nd half: 15-33 45.5% Game: 28-69 40.6%
 3FG % 1st Half: 2-10 20.0% 2nd half: 3-7 42.9% Game: 5-17 29.4%
 FT % 1st Half: 2-4 50.0% 2nd half: 14-18 77.8% Game: 16-22 72.7%

Officials: Tony Padilla,Paul Szelc,Keith Kimble
 Technical fouls: Michigan St.-None. Kansas-None.
 Attendance: 1
 2024-25 Men's Basketball. Round: 0. Kansas vs Michigan St.. Played at State Fa

Score by periods	1st	2nd	Total	In	Off	2nd	Fast	Bench
Michigan St.	24	45	69	36	8	10	18	39
Kansas	30	47	77	42	7	6	13	15

Last FG - MSU 2nd-00:29, KU 2nd-01:45.
 Largest lead - MSU by 2 1st-12:08, KU by 10 1st-00:10.
 MSU led for 04:14. KU led for 27:05. Game was tied for 08:41.
 Score tied - 11 times.
 Lead changed - 2 times.

**Official Basketball Box Score -- Game Totals -- Final Statistics
Niagara vs Michigan St.
11/07/24 8:00 pm at East Lansing, MI**

Niagara 60 • 1-1,0-0 MAAC

#	Player	Total		3-Ptr		Rebounds		PF	TP	A	T	Blk	Stl	Min	
		FG-FGA	FG-FGA	FT-FTA	Off	Def	Tot								
12	Jhaylon Martinez	c	4-5	2-2	0-0	0	1	1	5	10	0	0	0	0	13
00	Olumide Adelodun	g	4-10	1-6	4-5	1	4	5	0	13	1	4	0	0	29
04	Josiah Davis	g	2-7	0-1	3-3	0	3	3	2	7	4	0	0	1	31
08	Justice Smith	g	0-4	0-3	0-0	0	5	5	2	0	4	4	0	0	25
11	Jahari Williamson	g	4-11	4-8	0-0	0	1	1	2	12	0	0	0	2	28
01	Jaeden Marshall	g	1-4	1-4	2-2	1	0	1	3	5	0	2	0	0	13
05	Justin Page	g	2-4	1-2	0-0	0	3	3	1	5	0	1	1	0	21
06	Diamondre McKnight	g	0-0	0-0	0-0	0	0	0	1	0	0	1	0	0	4
24	Zion Russell	g	1-5	0-0	1-2	0	1	1	3	3	2	1	0	1	19
32	Will Shortt	g	2-3	0-0	1-6	2	0	2	3	5	0	2	0	1	9
33	James Henderson Jr.	g	0-0	0-0	0-0	1	0	1	0	0	0	0	0	0	4
35	AJ McBride	g	0-0	0-0	0-0	0	0	0	0	0	0	0	0	0	4
	Team					3	2	5			1				
	Totals		20-53	9-26	11-18	8	20	28	22	60	11	16	1	5	200

FG % 1st Half: 12-25 48.0% 2nd half: 8-28 28.6% Game: 20-53 37.7%
 3FG % 1st Half: 7-15 46.7% 2nd half: 2-11 18.2% Game: 9-26 34.6%
 FT % 1st Half: 8-11 72.7% 2nd half: 3-7 42.9% Game: 11-18 61.1%

Michigan St. 96 • 2-0,0-0 Big Ten

#	Player	Total		3-Ptr		Rebounds		PF	TP	A	T	Blk	Stl	Min	
		FG-FGA	FG-FGA	FT-FTA	Off	Def	Tot								
08	Frankie Fidler	f	3-7	1-2	4-5	1	3	4	2	11	1	0	0	0	18
34	Xavier Booker	f	3-7	1-3	0-0	1	4	5	1	7	3	0	0	0	19
10	Szymon Zapala	c	2-2	0-0	1-2	1	1	2	3	5	2	1	0	0	16
01	Jeremy Fears Jr.	g	2-5	0-1	3-3	1	1	2	3	7	8	1	0	1	22
03	Jaden Akins	g	5-11	0-3	0-0	1	5	6	1	10	2	0	0	0	27
00	Jaxon Kohler	g	8-12	0-2	4-5	6	7	13	2	20	0	0	0	2	17
02	Kur Teng	g	1-2	1-1	0-0										

Official Basketball Box Score -- Game Totals -- Final Statistics
Samford vs Michigan St.
11/19/24 8:00 pm at East Lansing, MI

Samford 75 • 4-2,0-0 SoCon

##	Player	Total			3-Ptr			Rebounds			PF	TP	A	TO	Bk	Stl	Min
		FG	FGA	FT	FTA	Off	Def	Tot									
05	Collin Holloway	f	2-7	2-4	0-2	1	2	3	3	6	2	4	0	0	0	30	
33	Jaden Brownell	f	8-13	3-6	0-0	5	4	9	2	19	2	2	1	1	27		
03	Trey Fort	g	1-8	0-5	2-2	1	3	4	4	2	3	1	0	0	22		
13	Julian Brown	g	1-3	1-2	0-0	0	2	2	1	3	1	1	0	0	15		
21	Rylan Jones	g	3-7	0-4	0-1	0	4	4	2	6	8	4	1	2	32		
01	Josh Holloway	g	5-7	1-1	3-4	0	1	1	3	14	0	3	0	2	18		
02	Lukas Walls	g	4-6	2-3	2-2	0	1	1	1	12	4	1	0	1	23		
04	Isaiah West	g	3-4	0-1	1-1	3	0	3	2	7	0	0	0	1	15		
11	Hamed Olayinka	g	0-0	0-0	0-0	0	1	1	1	0	0	0	0	0	2		
35	Riley Allenspach	g	1-2	0-0	2-2	1	0	1	3	4	1	1	1	0	16		
	Team					0	1	1									
Totals			28-57	9-26	10-14	11	19	30	21	75	20	19	4	7	200		

FG % 1st Half: 12-30 40.0% 2nd half: 16-27 59.3% Game: 28-57 49.1%
 3FG % 1st Half: 4-14 28.6% 2nd half: 5-12 41.7% Game: 9-26 34.6%
 FT % 1st Half: 0-2 0.0% 2nd half: 10-12 83.3% Game: 10-14 71.4%

Michigan St. 83 • 4-1,0-0 Big Ten

##	Player	Total			3-Ptr			Rebounds			PF	TP	A	TO	Bk	Stl	Min
		FG	FGA	FT	FTA	Off	Def	Tot									
00	Jaxon Kohler	f	1-2	0-1	2-2	0	6	6	1	4	2	0	0	0	17		
08	Frankie Fidler	f	2-6	1-4	7-8	1	0	1	0	12	2	1	0	0	26		
10	Szymon Zapala	c	4-6	0-0	2-2	2	4	6	1	10	0	0	0	0	18		
01	Jeremy Fears Jr.	g	0-1	0-0	2-2	0	0	0	1	2	4	3	0	1	13		
03	Jaden Akins	g	10-15	3-7	2-2	0	3	3	5	25	0	2	0	1	28		
02	Kur Teng	g	0-0	0-0	0-0	0	0	0	0	0	0	0	0	0	0+		
05	Tre Holloman	g	1-9	1-9	2-2	0	1	1	1	5	9	5	0	6	30		
11	Jase Richardson	g	4-6	1-2	3-3	2	1	3	2	12	3	0	1	4	26		
15	Carson Cooper	g	1-2	0-0	0-2	1	4	5	0	2	0	1	0	0	13		
34	Xavier Booker	g	3-4	1-1	0-0	1	0	1	3	7	0	0	0	0	9		
55	Coen Carr	g	2-4	0-0	0-0	1	1	2	1	4	1	2	1	1	20		
	Team					2	0	2									
Totals			28-55	7-24	20-23	10	20	30	15	83	21	14	2	13	200		

FG % 1st Half: 15-31 48.4% 2nd half: 13-24 54.2% Game: 28-55 50.9%
 3FG % 1st Half: 3-13 23.1% 2nd half: 4-11 36.4% Game: 7-24 29.2%
 FT % 1st Half: 5-5 100.0% 2nd half: 15-18 83.3% Game: 20-23 87.0%

Officials: Nate Harris, Michael Irving, Keith Kimble
 Technical fouls: Samford-None. Michigan St.-Jaden Akins.
 Attendance: 14797
 2024-25 Men's Basketball. Round: 0. Michigan St. vs Samford. Played at Breslin

Score by periods	1st	2nd	Total	In	Off	2nd	Fast	Bench
Samford	28	47	75	32	13	13	8	37
Michigan St.	38	45	83	20	27	10	36	30

Last FG - SU 2nd-00:17, MSU 2nd-01:42.
 Largest lead - SU by 13 1st-10:04, MSU by 13 2nd-04:52.
 SU led for 15:00. MSU led for 23:25. Game was tied for 01:35.
 Score tied - 2 times.
 Lead changed - 1 time.

Official Basketball Box Score -- Game Totals -- Final Statistics
Memphis vs Michigan St.
11/26/24 1:00 pm at Lahaina, HI

Memphis 71 • 6-0,0-0 AAC

##	Player	Total			3-Ptr			Rebounds			PF	TP	A	TO	Bk	Stl	Min
		FG	FGA	FT	FTA	Off	Def	Tot									
02	Nicholas Jourdain	f	1-3	0-2	0-0	1	3	4	1	2	0	0	0	1	36		
32	Moussa Cisse	c	4-6	0-0	1-2	2	5	7	5	9	0	2	1	0	25		
03	Colby Rogers	g	4-11	2-5	0-0	0	1	1	2	10	1	0	0	0	29		
04	PJ Haggerty	g	6-11	1-4	3-4	1	8	9	3	16	4	4	0	1	37		
11	Tyrese Hunter	g	7-15	5-10	4-5	0	1	1	0	23	2	1	0	0	34		
01	Jared Harris	g	1-1	0-0	0-0	0	0	0	1	2	0	0	0	1	4		
06	Baraka Okojie	g	0-1	0-0	0-0	0	2	2	1	0	2	0	0	0	10		
07	PJ Carter	g	0-2	0-2	2-2	0	0	0	1	2	0	0	0	1	10		
42	Dain Dainja	g	3-5	0-0	1-1	2	0	2	5	7	1	1	1	0	15		
	Team					0	2	2									
Totals			26-55	8-23	11-14	6	22	28	19	71	10	9	2	4	200		

FG % 1st Half: 14-28 50.0% 2nd half: 12-27 44.4% Game: 26-55 47.3%
 3FG % 1st Half: 4-13 30.8% 2nd half: 4-10 40.0% Game: 8-23 34.8%
 FT % 1st Half: 2-3 66.7% 2nd half: 9-11 81.8% Game: 11-14 78.6%

Michigan St. 63 • 5-2,0-0 Big Ten

##	Player	Total			3-Ptr			Rebounds			PF	TP	A	TO	Bk	Stl	Min
		FG	FGA	FT	FTA	Off	Def	Tot									
00	Jaxon Kohler	f	3-7	1-1	0-3	3	5	8	2	7	2	4	0	0	28		
08	Frankie Fidler	f	3-10	0-3	4-4	1	4	5	1	10	2	1	0	0	21		
10	Szymon Zapala	c	0-0	0-0	0-0	0	3	3	4	0	1	1	0	0	13		
01	Jeremy Fears Jr.	g	3-4	0-0	2-2	0	1	1	3	8	3	2	0	1	22		
03	Jaden Akins	g	5-11	2-6	0-0	1	4	5	0	12	1	1	1	0	30		
05	Tre Holloman	g	1-5	1-3	0-0	0	0	0	0	3	3	1	0	0	15		
11	Jase Richardson	g	5-8	3-5	5-8	0	3	3	3	18	2	0	0	0	26		
15	Carson Cooper	g	0-0	0-0	0-0	1	1	2	0	1	1	0	0	0	8		
34	Xavier Booker	g	0-3	0-2	0-0	1	1	2	0	0	0	0	0	0	16		
55	Coen Carr	g	2-4	0-0	1-2	1	1	2	1	5	0	2	1	0	21		
	Team					4	1	5									
Totals			22-52	7-20	12-19	12	24	36	16	63	15	13	2	1	200		

FG % 1st Half: 10-23 43.5% 2nd half: 12-29 41.4% Game: 22-52 42.3%
 3FG % 1st Half: 5-11 45.5% 2nd half: 2-9 22.2% Game: 7-20 35.0%
 FT % 1st Half: 6-12 50.0% 2nd half: 6-7 85.7% Game: 12-19 63.2%

Officials: Amy Bonner, AJ Desai, Pat Driscol
 Technical fouls: Memphis-None. Michigan St.-None.
 Attendance: 2400
 2024-25 Men's Basketball. Round: 0. Memphis vs Michigan St.. Played at Lahaina

Score by periods	1st	2nd	Total	Points	Off	2nd	Fast	Bench
Memphis	31	37	71	32	23	5	11	11
Michigan St.	31	32	63	12	6	5	5	26

Last FG - MEM 2nd-04:33, MSU 2nd-01:20.
 Largest lead - MEM by 15 2nd-10:50, MSU by 3 1st-15:33.
 MEM led for 33:19. MSU led for 02:13. Game was tied for 04:28.
 Score tied - 4 times.
 Lead changed - 4 times.

Official Basketball Box Score -- Game Totals -- Final Statistics
Colorado vs Michigan St.
11/25/24 12:00 pm at Lahaina, HI

Colorado 56 • 4-1,0-0 Big 12

##	Player	Total			3-Ptr			Rebounds			PF	TP	A	TO	Bk	Stl	Min
		FG	FGA	FT	FTA	Off	Def	Tot									
06	Trevor Baskin	f	3-7	0-1	3-4	1	2	3	1	9	2	2	0	1	23		
23	Andrej Jakimovski	f	1-7	1-4	1-2	1	3	4	1	4	2	0	0	1	28		
35	Assane Diop	f	0-2	0-1	1-2	1	2	3	2	1	1	1	0	1	15		
50	Elijah Malone	c	7-10	0-0	0-0	0	5	5	3	14	1	2	1	0	26		
03	Julian Hammond III	g	6-11	3-7	0-0	0	3	3	1	15	4	3	0	0	24		
05	RJ Smith	g	1-4	0-1	0-2	0	0	0	0	2	2	0	0	1	19		
07	Sebastian Rancic	g	0-4	0-2	4-6	2	1	3	2	4	0	1	0	1	16		
08	Bangot Dak	g	1-5	0-2	1-2	0	1	1	2	3	0	0	0	0	15		
11	Javon Ruffin	g	1-4	0-1	0-0	0	1	1	0	2	0	0	0	0	12		
13	Courtney Anderson	g	0-0	0-0	0-0	0	1	1	0	0	0	0	0	0	2		
15	Felix Kossaras	g	0-0	0-0	2-2	0	2	2	2	1	2	0	1	7			
31	Harrison Carrington	g	0-0	0-0	0-0	0	1	1	0	0	0	0	0	1	12		
34	Jack Pease	g	0-0	0-0	0-0	0	0	0	0	0	0	0	0	0	1		
	Team					2	0	2									
Totals			20-54	4-19	12-20	7	22	29	14	56	13	12	1	7	200		

FG % 1st Half: 9-27 33.3% 2nd half: 11-27 40.7% Game: 20-54 37.0%
 3FG % 1st Half: 2-12 16.7% 2nd half: 2-7 28.6% Game: 4-19 21.1%
 FT % 1st Half: 5-8 62.5% 2nd half: 7-12 58.3% Game: 12-20 60.0%

Michigan St. 72 • 5-1,0-0 Big Ten

##	Player	Total			3-Ptr			Rebounds			PF	TP	A	TO	Bk	Stl	Min
		FG	FGA	FT	FTA	Off	Def	Tot									
00	Jaxon Kohler	f	2-4	0-2	0-0	1	6	7	0	4	0	1	1	0	20		
08	Frankie Fidler	f	3-8	1-4	2-2	0	6	6	1								

Official Basketball Box Score -- Game Totals -- Final Statistics
Michigan St. vs Minnesota
12/04/24 7:30 pm at Minneapolis, MN

Michigan St. 90 • 7-2,1-0 Big Ten

#	Player	Total			3-Ptr			Rebounds			PF	TP	A	TO	Blk	Stl	Min
		FG-FGA	FG-FGA	FT-FTA	Off	Def	Tot	Off	Def	Tot							
00	Jaxon Kohler	f	3-4	1-1	4-4	3	8	11	0	11	2	0	1	1	26		
10	Szymon Zapala	c	3-5	0-0	3-4	3	2	5	4	9	1	1	0	0	16		
01	Jeremy Fears Jr.	g	2-3	1-1	5-5	0	2	2	3	10	5	1	0	0	21		
03	Jaden Akins	g	3-7	2-5	1-2	0	2	2	0	9	2	2	0	0	22		
05	Tre Holloman	g	2-7	2-5	2-2	0	2	2	0	8	8	1	0	1	25		
02	Kur Teng	g	0-1	0-1	2-2	0	1	1	0	2	0	0	0	0	5		
07	Gehrig Normand	g	2-2	1-1	0-0	0	0	0	0	5	0	0	0	0	2		
08	Frankie Fidler	g	2-5	1-2	2-3	0	1	1	0	7	3	1	0	1	15		
11	Jase Richardson	g	2-5	0-2	0-0	0	1	1	3	4	4	0	0	1	19		
15	Carson Cooper	g	1-3	0-0	0-0	2	2	4	3	2	0	1	1	0	15		
34	Xavier Booker	g	4-5	3-4	0-0	0	2	2	2	11	0	1	2	1	18		
55	Coen Carr	g	5-8	0-0	2-4	1	2	3	1	12	0	1	1	1	16		
	Team					3	2	5									
	Totals		29-55	11-22	21-26	12	27	39	16	90	25	9	5	5	200		

FG % 1st Half: 14-28 50.0% 2nd half: 15-27 55.6% Game: 29-55 52.7% Deadball Rebounds 2
 3FG % 1st Half: 4-12 33.3% 2nd half: 5-13 38.5% Game: 11-22 50.0%
 FT % 1st Half: 10-12 83.3% 2nd half: 7-10 70.0% Game: 21-26 80.8%

Minnesota 72 • 6-4,0-1 Big Ten

#	Player	Total			3-Ptr			Rebounds			PF	TP	A	TO	Blk	Stl	Min
		FG-FGA	FG-FGA	FT-FTA	Off	Def	Tot	Off	Def	Tot							
00	Frank Mitchell	f	3-4	0-0	0-3	2	1	3	2	6	1	2	1	0	19		
03	Dawson Garcia	f	5-14	1-8	7-7	4	7	11	3	18	2	2	0	1	39		
11	Femi Odukale	g	3-3	0-0	0-0	1	1	2	4	6	1	0	1	1	18		
24	Brennan Riggsby	g	0-5	0-3	0-0	0	1	1	0	0	1	1	1	1	22		
25	Lu'cye Patterson	g	3-9	2-5	4-4	0	2	2	4	12	4	1	0	0	26		
01	Isaac Asuma	g	2-4	1-3	0-0	0	2	2	2	5	3	0	1	1	31		
02	Mike Mitchell Jr.	g	6-12	5-9	0-0	0	0	0	2	17	2	1	0	1	23		
05	Trey Edmonds	g	1-3	0-0	0-0	1	1	2	1	2	0	0	0	0	8		
23	Parker Fox	g	3-5	0-0	0-3	0	1	1	3	6	1	0	0	0	14		
	Team					2	1	3									
	Totals		26-59	9-28	11-17	10	17	27	21	72	15	7	4	5	200		

FG % 1st Half: 10-26 38.5% 2nd half: 16-33 48.5% Game: 26-59 44.1% Deadball Rebounds 2
 3FG % 1st Half: 4-15 26.7% 2nd half: 5-13 38.5% Game: 9-28 32.1%
 FT % 1st Half: 6-7 85.7% 2nd half: 5-10 50.0% Game: 11-17 64.7%

Officials: Verne Harris, Michael Reed, Jeffrey Anderson
 Technical fouls: Michigan St.-None, Minnesota-None.
 Attendance: 8424
 2024-25 Men's Basketball. Round: 0. Michigan St. vs Minnesota. Played at Willi

Score by periods	1st	2nd	Total
Michigan St.	42	48	90
Minnesota	30	42	72

Official Basketball Box Score -- Game Totals -- Final Statistics
Michigan St. vs Oakland
12/17/24 7:00 pm at Detroit, MI

Michigan St. 77 • 9-2,2-0 Big Ten

#	Player	Total			3-Ptr			Rebounds			PF	TP	A	TO	Blk	Stl	Min
		FG-FGA	FG-FGA	FT-FTA	Off	Def	Tot	Off	Def	Tot							
00	Jaxon Kohler	f	6-11	0-1	2-2	3	7	10	1	14	1	2	3	0	25		
10	Szymon Zapala	c	1-3	0-0	1-2	3	5	8	1	3	3	2	6	0	18		
01	Jeremy Fears Jr.	g	1-4	0-0	2-2	0	3	3	1	4	4	1	1	1	24		
03	Jaden Akins	g	5-11	2-6	5-7	1	1	2	1	17	1	1	0	0	24		
05	Tre Holloman	g	2-5	0-1	0-0	0	2	2	4	2	2	1	0	1	22		
02	Kur Teng	g	0-0	0-0	0-0	0	1	1	1	0	0	0	0	0	2		
07	Gehrig Normand	g	0-0	0-0	0-0	0	0	0	0	0	0	0	0	0	2		
08	Frankie Fidler	g	1-2	0-1	0-0	1	2	3	0	2	0	2	0	0	16		
11	Jase Richardson	g	2-4	1-2	2-2	0	2	2	2	7	1	1	0	1	20		
15	Carson Cooper	g	1-4	0-0	0-0	0	2	2	3	2	1	1	0	0	12		
20	Nick Sanders	g	1-2	0-1	0-0	0	0	0	0	2	0	0	0	0	1		
34	Xavier Booker	g	5-9	3-5	5-6	4	2	6	1	18	1	1	1	0	17		
55	Coen Carr	g	1-5	0-0	2-2	3	2	5	1	4	0	0	0	1	17		
	Team					5	2	7									
	Totals		26-60	6-17	19-23	20	31	51	14	77	14	12	11	3	200		

FG % 1st Half: 11-27 40.7% 2nd half: 15-33 45.5% Game: 26-60 43.3% Deadball Rebounds 2
 3FG % 1st Half: 4-12 33.3% 2nd half: 2-5 40.0% Game: 6-17 35.3%
 FT % 1st Half: 5-6 83.3% 2nd half: 14-17 82.4% Game: 19-23 82.6%

Oakland 58 • 3-6,1-1 Horizon

#	Player	Total			3-Ptr			Rebounds			PF	TP	A	TO	Blk	Stl	Min
		FG-FGA	FG-FGA	FT-FTA	Off	Def	Tot	Off	Def	Tot							
10	DQ Cole	f	6-20	5-12	0-0	3	5	8	3	17	2	1	0	0	37		
11	Jayson Woodrich	f	0-4	0-4	0-0	0	0	0	1	0	1	0	0	0	14		
22	Deng Majak	f	0-0	0-0	0-1	1	1	2	1	0	0	1	1	0	10		
23	Alden David Mukeba	f	3-10	0-0	1-2	1	0	1	4	7	2	2	3	0	31		
07	Isaiah Jones	g	2-7	2-2	1-2	4	4	8	0	7	1	1	0	2	28		
00	Nassim Mashhour	g	1-2	0-1	0-0	2	0	2	1	2	0	0	0	0	6		
01	Jaylen Jones	g	1-5	0-1	3-4	1	1	2	3	5	5	1	0	2	26		
02	Jeremiah Bembry	g	0-0	0-0	0-2	0	0	0	0	0	0	1	0	0	3		
06	Malcolm Christie	g	5-10	4-9	1-3	1	1	2	1	15	0	1	0	1	24		
13	Warren Marshall IV	g	0-0	0-0	0-0	0	0	0	0	0	0	0	0	0	1		
24	Zavier Banks	g	1-2	0-0	3-3	2	1	3	0	5	0	0	0	0	2		
25	Cooper Craggs	g	0-3	0-2	0-0	0	1	1	3	0	1	0	1	1	18		
	Team					0	2	2									
	Totals		19-63	11-31	9-17	15	16	31	17	58	12	8	5	6	200		

FG % 1st Half: 10-36 27.8% 2nd half: 9-27 33.3% Game: 19-63 30.2% Deadball Rebounds 6
 3FG % 1st Half: 6-17 35.3% 2nd half: 5-14 35.7% Game: 11-31 35.5%
 FT % 1st Half: 4-7 57.1% 2nd half: 5-10 50.0% Game: 9-17 52.9%

Officials: Larry Scirotto, Randy Richardson, Keith Kimble
 Technical fouls: Michigan St.-None, Oakland-None.
 Attendance: 12011
 2024-25 Men's Basketball. Round: 0. Michigan St. vs Oakland. Played at Little

Score by periods	1st	2nd	Total
Michigan St.	31	46	77
Oakland	30	28	58

Points	In	Off	2nd	Fast	Bench
MSU	Paint	T/O	Chance	Break	
Michigan St.	36	14	23	8	35
Oakland	32	6	7	7	27

Last FG - MSU 2nd-00:18, OAK 2nd-01:42. Score tied - 4 times.
 Largest lead - MSU by 20 2nd-02:08, OAK by 2 1st-08:12. Lead changed - 2 times.
 MSU led for 35:29. OAK led for 01:42. Game was tied for 02:49.

Official Basketball Box Score -- Game Totals -- Final Statistics
Nebraska vs Michigan St.
12/07/24 12:00 pm at East Lansing, MI

Nebraska 52 • 6-2,0-1 Big Ten

#	Player	Total			3-Ptr			Rebounds			PF	TP	A	TO	Blk	Stl	Min
		FG-FGA	FG-FGA	FT-FTA	Off	Def	Tot	Off	Def	Tot							
04	Juwan Gary	f	4-11	1-5	0-2	0	3	3	1	9	0	3	0	0	29		
34	Braxton Meah	c	0-1	0-0	0-0	1	1	2	4	0	0	1	0	1	11		
00	Connor Essegian	g	0-2	0-2	1-2	0	1	1	1	1	0	0	0	0	20		
03	Brice Williams	g	3-7	1-3	4-4	0	0	0	1	11	0	2	0	1	34		
24	Rollie Worster	g	3-7	0-1	3-5	1	0	1	2	9	3	1	0	2	26		
01	Sam Hoiberg	g	0-1	0-1	2-2	0	2	2	3	2	0	0	0	0	10		
02	Ahron Ulis	g	0-3	0-2	0-0	0	1	1	3	0	3	0	0	0	14		
09	Berke Buyuktuncel	g	1-4	1-2	0-0	1	0	1	3	3	0	2	0	2	13		
12	Gavin Griffiths	g	0-2	0-2	0-0	0	0	0	0	0	1	1	0	1	6		
23	Andrew Morgan	g	6-13	0-1	2-3	1	6	7	2	14	1	0	0	1	28		
31	Cale Jacobsen	g	1-3	1-3	0-0	0	1	1	0	3	0	1	0	0	9		
	Team					0	0	0									
	Totals		18-54	4-22	12-18	4	15	19	20	52	8	11	0	8	200		

FG % 1st Half: 10-26 38.5% 2nd half: 8-28 28.6% Game: 18-54 33.3% Deadball Rebounds 2
 3FG % 1st Half: 3-8 37.5% 2nd half: 1-4 7.1% Game: 4-22 18.2%
 FT % 1st Half: 8-10 80.0% 2nd half: 4-8 50.0% Game: 12-18 66.7%

Michigan St. 89 • 8-2,2-0 Big Ten

#	Player	Total			3-Ptr			Rebounds			PF	TP	A	TO	Blk	Stl	Min
		FG-FGA	FG-FGA	FT-FTA	Off	Def	Tot	Off	Def	Tot							
00	Jaxon Kohler	f	3-3	0-0	2-2	7	5	12	1	8	4	4	2	1	24		
10	Szymon Zapala	c	3-4	0-1	0-1	2	4	6	3	6	0	2	1	1	14		
01	Jeremy Fears Jr.	g	1-4	0-1	4-4	0	3	3	2	6	8	3	0	1	22		
03	Jaden Akins	g	5-10	4-8	4-4	0	2	2	0	18	1	1	0	0	20		
05	Tre Holloman	g	3-10	2-7	0-0	0	4	4	0	8	4	1	0	0	24		
02	Kur Teng	g	0-1	0-0	0-0	0	1	1	2	0	0	0	0	0	6		
07	Gehrig Normand	g	0-1	0-0	0-0	0	0	0	0	0	1	1	0	0	2		
08	Frankie Fidler	g	2-3	0-0	0-0	0	2	2	3	4	1	0	0	1	16		
11	Jase Richardson	g	5-7	2-3	4-4	0	2	2									

Official Basketball Box Score -- Game Totals -- Final Statistics
Western Mich. vs Michigan St.
12/30/24 3:00 pm at East Lansing, MI

Western Mich. 62 • 3-9,0-0 MAC

#	Player	Total		3-Ptr		Rebounds			PF	TP	A	TO	Blk	Stl	Min
		FG-FGA	FG-FGA	FT-FTA	Off	Def	Tot								
10	Max Burton	f	5-5	0-0	0-1	1	1	2	2	10	1	2	0	0	25
20	Owen Lobsinger	f	3-11	2-8	0-0	1	5	6	2	8	2	3	1	1	32
02	Chansey Willis Jr.	g	5-9	2-5	0-4	1	6	7	2	12	6	3	0	2	33
07	Brandon Muntu	g	2-5	2-4	0-0	0	1	1	1	6	2	0	0	2	27
22	Markhi Strickland	g	4-8	0-2	0-2	1	1	2	3	8	2	3	0	1	23
00	Donovan Williams	g	0-2	0-1	6-6	0	2	2	3	6	0	0	1	0	13
01	Marquese Josephs	g	0-1	0-0	0-0	0	0	0	1	0	0	1	0	0	1
03	EJ Ryans	g	1-1	0-0	0-0	0	0	0	1	2	0	0	0	0	6
04	JVaughn Hannah	g	2-10	1-3	0-0	2	0	2	1	5	1	1	0	2	23
12	Hutch Ward	g	0-1	0-0	0-0	0	0	0	0	0	0	0	0	0	1
15	Seryee Lewis	g	1-4	0-0	1-4	1	0	1	1	3	0	2	0	0	12
23	Josh Thomas	g	0-0	0-0	0-0	0	0	0	0	0	0	0	0	0	1
24	Michael Sulaka	g	1-1	0-0	0-0	1	0	1	0	2	0	0	0	0	1
33	Jack Stefanski	g	0-0	0-0	0-0	0	0	0	0	0	0	0	0	0	2
	Team					3	3	6			2				
	Totals		24-58	7-23	7-17	11	19	30	17	62	14	17	2	8	200

FG % 1st Half: 10-30 33.3% 2nd half: 14-28 50.0% Game: 24-58 41.4% Deadball Rebounds 4
 3FG % 1st Half: 3-16 18.8% 2nd half: 4-7 57.1% Game: 7-23 30.4%
 FT % 1st Half: 1-2 50.0% 2nd half: 6-15 40.0% Game: 7-17 41.2%

Michigan St. 80 • 11-2,2-0 Big Ten

#	Player	Total		3-Ptr		Rebounds			PF	TP	A	TO	Blk	Stl	Min
		FG-FGA	FG-FGA	FT-FTA	Off	Def	Tot								
00	Jaxon Kohler	f	0-4	0-2	1-2	1	3	4	0	1	0	1	0	0	16
10	Szymon Zapala	c	4-6	0-0	0-0	4	5	9	2	8	0	0	0	1	18
01	Jeremy Fears Jr.	g	1-2	0-0	1-2	0	1	1	3	6	2	0	1	2	23
03	Jaden Akins	g	6-13	2-7	4-4	0	2	2	0	18	1	2	0	0	23
05	Tre Holloman	g	3-6	3-5	0-0	0	2	2	2	9	6	2	0	0	23
02	Kur Teng	g	0-0	0-0	0-0	0	1	1	0	0	0	0	0	0	1
07	Gehrig Normand	g	0-0	0-0	0-0	0	0	0	0	0	1	0	0	0	1
08	Frankie Fidler	g	1-6	0-2	4-4	0	2	2	0	6	0	2	1	2	16
11	Jase Richardson	g	4-4	0-0	1-1	0	3	3	1	9	5	2	1	1	24
15	Carson Cooper	g	5-6	0-0	3-3	2	4	6	2	13	0	2	2	0	18
20	Nick Sanders	g	1-1	0-0	0-0	0	0	0	0	2	0	0	0	0	1
34	Xavier Booker	g	1-4	0-3	0-0	0	2	2	2	2	1	2	1	0	14
55	Coen Carr	g	1-2	1-1	6-6	1	4	5	2	9	0	1	2	1	22
	Team					0	0	0			1				
	Totals		27-54	6-20	20-22	8	29	37	14	80	20	17	7	6	200

FG % 1st Half: 13-26 50.0% 2nd half: 14-28 50.0% Game: 27-54 50.0% Deadball Rebounds 2
 3FG % 1st Half: 3-9 33.3% 2nd half: 3-11 27.3% Game: 6-20 30.0%
 FT % 1st Half: 8-9 88.9% 2nd half: 12-13 92.3% Game: 20-22 90.9%

Officials: Luke Schumer,John Floyd,Kelly Pfeifer
 Technical fouls: Western Mich.-Chansey Willis Jr.; TEAM. Michigan St.-Jeremy Fears Jr.
 Attendance: 14797
 2024-25 Men's Basketball. Round: 0. Michigan St. vs Western Mich.. Played at B

Score by periods	1st	2nd	Total
Western Mich.	24	38	62
Michigan St.	37	43	80

In	Off	2nd	Fast	Bench	
Points	Paint	T/O	Chance	Break	
Western Mich.	28	14	8	16	18
Michigan St.	36	17	11	23	41

Last FG - WMU 2nd-00:13, MSU 2nd-00:35.
 Largest lead - WMU by 6 1st-15:15, MSU by 20 2nd-00:35.
 WMU led for 05:36. MSU led for 33:23. Game was tied for 01:01.

Official Basketball Box Score -- Game Totals -- Final Statistics
Michigan St. vs Ohio St.
01/03/25 8:00 pm at Columbus, OH

Michigan St. 69 • 12-2,3-0 Big Ten

#	Player	Total		3-Ptr		Rebounds			PF	TP	A	TO	Blk	Stl	Min
		FG-FGA	FG-FGA	FT-FTA	Off	Def	Tot								
00	Jaxon Kohler	f	3-5	0-1	2-2	4	6	10	1	8	1	1	0	0	20
10	Szymon Zapala	c	7-8	0-0	1-1	1	1	2	1	15	1	3	2	1	23
01	Jeremy Fears Jr.	g	2-7	1-2	1-2	1	5	6	3	6	7	3	0	1	28
03	Jaden Akins	g	4-10	1-4	5-6	0	2	2	2	14	0	1	0	2	26
05	Tre Holloman	g	1-5	1-3	0-0	0	2	2	1	3	1	0	0	1	25
08	Frankie Fidler	g	0-3	0-1	0-0	1	0	1	0	0	0	1	0	0	8
11	Jase Richardson	g	1-5	0-3	1-2	1	1	2	1	3	1	3	0	0	21
15	Carson Cooper	g	0-1	0-0	0-0	0	1	1	2	0	0	0	0	0	9
34	Xavier Booker	g	4-8	0-4	1-1	0	3	3	1	9	1	2	2	0	16
55	Coen Carr	g	2-3	0-0	7-8	3	0	3	1	11	1	2	1	0	24
	Team					1	1	2							
	Totals		24-55	3-18	18-22	12	22	34	13	69	13	16	5	5	200

FG % 1st Half: 13-27 48.1% 2nd half: 11-28 39.3% Game: 24-55 43.6% Deadball Rebounds 4,1
 3FG % 1st Half: 2-11 18.2% 2nd half: 1-7 14.3% Game: 3-18 16.7%
 FT % 1st Half: 9-11 81.8% 2nd half: 9-11 81.8% Game: 18-22 81.8%

Ohio St. 62 • 9-5,1-2 Big Ten

#	Player	Total		3-Ptr		Rebounds			PF	TP	A	TO	Blk	Stl	Min
		FG-FGA	FG-FGA	FT-FTA	Off	Def	Tot								
08	Micah Parrish	f	5-9	3-6	0-0	0	2	2	3	13	0	3	0	1	26
13	Sean Stewart	f	2-4	0-0	0-0	4	4	8	3	4	1	0	0	0	23
21	Devin Royal	f	2-6	0-1	4-6	3	3	6	3	8	2	3	0	2	29
00	John Mobley Jr.	g	3-12	2-7	0-0	0	2	2	3	8	1	0	0	2	23
02	Bruce Thornton	g	3-9	0-5	4-6	0	3	3	2	10	2	5	0	2	36
04	Aaron Bradshaw	g	3-8	0-3	2-2	1	2	3	1	8	0	0	1	2	17
06	Ques Glover	g	3-9	2-5	1-2	2	2	4	2	9	1	0	0	0	24
12	Evan Mahaffey	g	1-2	0-0	0-0	3	0	3	1	2	2	1	1	0	19
20	Colin White	g	0-1	0-0	0-0	0	0	0	1	0	0	0	0	0	3
	Team					2	0	2			4				
	Totals		22-60	7-27	11-16	15	18	33	19	62	9	16	2	11	200

FG % 1st Half: 12-32 37.5% 2nd half: 10-28 35.7% Game: 22-60 36.7% Deadball Rebounds 5,1
 3FG % 1st Half: 2-14 14.3% 2nd half: 5-13 38.5% Game: 7-27 25.9%
 FT % 1st Half: 3-4 75.0% 2nd half: 8-12 66.7% Game: 11-16 68.8%

Officials: Nate Harris,Michael Irving,Tim Comer
 Technical fouls: Michigan St.-None, Ohio St.-None.
 Attendance: 13604
 2024-25 Men's Basketball. Round: 0. Michigan St. vs Ohio St.. Played at Value

Score by periods	1st	2nd	Total
Michigan St.	37	32	69
Ohio St.	29	33	62

In	Off	2nd	Fast	Bench	
Points	Paint	T/O	Chance	Break	
Michigan St.	38	18	12	9	23
Ohio St.	22	16	16	7	19

Last FG - MSU 2nd-02:33, OSU 2nd-00:46.
 Largest lead - MSU by 14 2nd-18:19, OSU by 4 1st-12:19.
 MSU led for 34:04. OSU led for 03:48. Game was tied for 02:08.

Official Basketball Box Score -- Game Totals -- Final Statistics
Washington vs Michigan St.
01/09/25 8:00 pm at East Lansing, MI

Washington 54 • 10-6,1-4 Big Ten

#	Player	Total		3-Ptr		Rebounds			PF	TP	A	TO	Blk	Stl	Min
		FG-FGA	FG-FGA	FT-FTA	Off	Def	Tot								
01	Great Osobor	f	0-8	0-1	6-8	2	2	4	3	6	1	1	1	1	19
32	Wilhelm Breidenbach	f	2-3	1-2	1-3	0	0	0	2	6	0	1	0	1	19
06	Tyree Ihenacho	g	0-2	0-1	0-0	0	1	1	1	0	1	2	0	1	22
08	Tyler Harris	g	5-10	1-3	3-4	0	3	3	1	14	1	3	1	1	30
09	Zoom Diallo	g	4-10	0-0	0-0	0	2	2	4	8	1	2	0	0	15
00	Mekhi Mason	g	1-5	0-1	0-0	1	1	2	0	2	0	1	0	1	23
04	DJ Davis	g	1-3	1-2	0-0	0	2	2	0	3	1	2	0	1	23
07	Christian King	g	1-3	0-2	0-0	2	1	3	1	2	0	1	1	0	9
12	Luis Kortright	g	1-7	0-4	5-8	0	2	2	2	7	6	1	1	0	25
20	Dylan Mansour	g	0-0	0-0	0-0	0	0	0	0	0	0	0	0	0	1
24	KC Ibekwe	g	3-4	0-0	0-0	1	3	4	2	6	0	1	2	0	14
	Team					3	4	7							
	Totals		18-55	3-16	15-23	9	21	30	16	54	11	15	6	6	200

FG % 1st Half: 5-29 17.2% 2nd half: 13-26 50.0% Game: 18-55 32.7% Deadball Rebounds 5
 3FG % 1st Half: 0-7 0.0% 2nd half: 3-9 33.3% Game: 3-16 18.8%
 FT % 1st Half: 3-8 37.5% 2nd half: 12-15 80.0% Game: 15-23 65.2%

Michigan St. 88 • 13-2,4-0 Big Ten

#	Player	Total		3-Ptr		Rebounds			PF	TP	A	TO	Blk	Stl	Min
		FG-FGA	FG-FGA	FT-FTA	Off	Def	Tot								
00	Jaxon Kohler	f	2-2	0-0	2-2	0	7	7	1	6	4	0	1	1	16
10	Szymon Zapala	c	1-1	0-0	0-0	0	2	2	2	2	1	2	0	0	16
01	Jeremy Fears Jr.	g	4-8	1-4	3-4	0	2	2	2	12	10	1	0	1	25
03	Jaden Akins	g	8-13	2-6	2-2	0	3	3	0	20	1	0	0	1	26
05	Tre Holloman	g	4-9	2-3	1-1	0	0	0	3	11	6	1	0	1	22
02	Kur Teng	g	0-2	0-0	0-0	2	0	2	1	0	0	0	0	0	10
07	Gehrig Normand	g	0-0</												

Official Basketball Box Score -- Game Totals -- Final Statistics
Penn St. vs Michigan St.
01/15/25 7:30 pm at East Lansing, MI

Penn St. 85 • 12-6,2-5 Big Ten

#	Player	Total			3-Ptr			Rebounds			PF	TP	A	TO	Blk	Stl	Min
		FG	FGA	FT	FTA	Off	Def	Tot									
14	Yanic Konan Niederha	f	5-8	0-0	3-3	2	2	4	5	13	3	1	3	0	0	22	
24	Zach Hicks	f	4-7	4-7	2-2	0	4	4	3	14	2	1	0	1	37		
01	Ace Baldwin Jr.	g	4-8	1-4	11-12	0	3	3	1	20	9	6	0	1	25		
04	Freddie Dillione V	g	2-7	0-4	1-1	0	2	2	1	5	1	3	1	1	21		
05	Puff Johnson	g	1-3	1-2	0-0	0	1	1	1	3	0	0	0	0	7		
02	D'Marco Dunn	g	7-13	4-7	0-0	1	4	5	4	18	2	2	0	1	35		
03	Nick Kern	g	3-5	0-0	2-7	3	4	7	3	8	3	1	0	1	20		
08	Miles Goodman	g	0-0	0-0	0-0	0	1	1	1	0	0	0	0	0	2		
15	Kachi Nzeh	g	2-2	0-0	0-0	0	3	3	3	4	0	0	0	0	16		
	Team					2	0	2									
Totals			28-53	10-24	19-25	8	24	32	22	85	20	14	4	4	200		

FG % 1st Half: 13-30 43.3% 2nd half: 15-23 65.2% Game: 28-53 52.8%
 3FG % 1st Half: 4-15 26.7% 2nd half: 6-9 66.7% Game: 10-24 41.7%
 FT % 1st Half: 6-9 66.7% 2nd half: 13-16 81.3% Game: 19-25 76.0%

Michigan St. 90 • 15-2,6-0 Big Ten

#	Player	Total			3-Ptr			Rebounds			PF	TP	A	TO	Blk	Stl	Min
		FG	FGA	FT	FTA	Off	Def	Tot									
00	Jaxon Kohler	f	3-9	1-3	0-0	3	3	6	2	7	1	0	1	1	18		
10	Szymon Zapala	c	0-1	0-0	4-4	1	0	1	2	4	1	1	0	1	13		
01	Jeremy Fears Jr.	g	1-4	0-0	6-8	0	2	2	4	8	7	2	0	0	22		
03	Jaden Akins	g	6-13	3-8	1-1	1	5	6	1	16	3	1	1	1	28		
05	Tre Holloman	g	3-9	1-5	3-4	0	0	0	4	10	6	0	1	1	26		
08	Frankie Fidler	g	8-13	1-4	1-2	4	3	7	0	18	2	1	0	4	20		
11	Jase Richardson	g	3-6	0-2	1-1	1	1	2	4	7	1	2	0	0	25		
15	Carson Cooper	g	2-3	0-0	0-0	2	3	5	1	4	1	0	1	0	20		
34	Xavier Booker	g	3-4	0-1	1-1	0	3	3	2	7	0	1	1	0	10		
55	Coen Carr	g	3-6	0-0	3-3	0	0	0	1	9	2	1	0	0	18		
	Team					3	1	4									
Totals			32-68	6-23	20-24	15	21	36	21	90	24	10	5	8	200		

FG % 1st Half: 16-36 44.4% 2nd half: 16-32 50.0% Game: 32-68 47.1%
 3FG % 1st Half: 3-13 23.1% 2nd half: 3-10 30.0% Game: 6-23 26.1%
 FT % 1st Half: 11-12 91.7% 2nd half: 9-12 75.0% Game: 20-24 83.3%

Officials: Kevin Brill,Paul Szelc,Earl Walton
 Technical fouls: Penn St.-None. Michigan St.-Jeremy Fears Jr.
 Attendance: 14797
 2024-25 Men's Basketball. Round: 0. Michigan St. vs Penn St.. Played at Bresli

Score by periods	1st	2nd	Total	In	Off	2nd	Fast	Bench
Penn St.	36	49	85	34	13	6	14	30
Michigan St.	46	44	90	48	25	21	20	45

Last FG - PSU 2nd-00:00, MSU 2nd-00:29.
 Largest lead - PSU None, MSU by 12 1st-02:16.
 PSU led for 00:00. MSU led for 38:57. Game was tied for 01:03.

Official Basketball Box Score -- Game Totals -- Final Statistics
Michigan St. vs Rutgers
01/25/25 1:30 pm at New York, NY

Michigan St. 81 • 17-2,8-0 Big Ten

#	Player	Total			3-Ptr			Rebounds			PF	TP	A	TO	Blk	Stl	Min
		FG	FGA	FT	FTA	Off	Def	Tot									
00	Jaxon Kohler	f	1-1	0-0	0-0	0	2	2	3	2	0	1	0	0	11		
10	Szymon Zapala	c	2-2	0-0	0-0	2	4	4	3	4	2	1	0	0	14		
01	Jeremy Fears Jr.	g	1-2	0-0	2-2	0	2	2	1	4	4	4	0	1	25		
03	Jaden Akins	g	3-15	1-7	5-6	3	2	5	2	12	0	0	1	0	24		
05	Tre Holloman	g	3-7	1-2	2-2	0	3	3	2	9	6	3	0	0	28		
02	Kur Teng	g	0-0	0-0	0-0	0	0	0	0	0	0	0	0	0	0+		
07	Gehrig Normand	g	0-0	0-0	0-0	0	0	0	0	0	0	0	0	0	0+		
08	Frankie Fidler	g	2-6	0-2	0-0	1	2	3	1	4	5	2	0	1	13		
11	Jase Richardson	g	6-9	3-4	5-5	0	4	4	0	20	1	2	0	0	26		
15	Carson Cooper	g	1-2	0-0	1-2	0	5	5	4	3	0	0	1	0	15		
34	Xavier Booker	g	3-7	0-4	3-4	1	3	4	1	9	0	1	4	0	18		
55	Coen Carr	g	5-5	0-0	4-5	3	5	8	2	14	1	1	2	0	26		
	Team					0	4	4									
Totals			27-56	5-19	22-26	10	34	44	19	81	19	15	8	2	200		

FG % 1st Half: 12-31 38.7% 2nd half: 15-25 60.0% Game: 27-56 48.2%
 3FG % 1st Half: 3-12 25.0% 2nd half: 2-7 28.6% Game: 5-19 26.3%
 FT % 1st Half: 8-10 80.0% 2nd half: 14-16 87.5% Game: 22-26 84.6%

Rutgers 74 • 10-10,3-6 Big Te

#	Player	Total			3-Ptr			Rebounds			PF	TP	A	TO	Blk	Stl	Min
		FG	FGA	FT	FTA	Off	Def	Tot									
09	Dylan Grant	f	3-8	2-4	1-2	1	4	5	2	9	0	0	1	0	23		
24	Lathan Sommerville	c	3-8	0-2	0-1	0	2	2	3	6	1	1	0	1	22		
04	Ace Bailey	g	4-17	2-5	8-8	7	2	9	4	18	0	3	0	2	39		
05	Tyson Acuff	g	1-6	1-5	0-0	0	1	1	1	3	2	0	0	1	15		
25	Jeremiah Williams	g	2-5	0-0	0-1	2	2	4	4	4	2	0	0	2	24		
00	Jordan Derkack	g	7-11	4-7	8-9	1	3	4	3	26	1	1	0	2	27		
01	Jamichael Davis	g	1-4	0-1	0-0	1	0	1	1	2	2	0	0	0	12		
02	Dylan Harper	g	2-4	0-1	2-4	0	0	0	0	6	0	0	0	1	14		
08	Bryce Dortch	g	0-0	0-0	0-0	0	1	1	1	0	0	0	1	0	3		
23	PJ Hayes	g	0-0	0-0	0-0	1	0	1	0	0	1	0	0	0	11		
99	Zach Martini	g	0-5	0-5	0-0	0	2	2	1	0	0	0	0	1	10		
	Team					2	2	4									
Totals			23-68	9-30	19-25	15	19	34	20	74	9	6	2	10	200		

FG % 1st Half: 9-29 31.0% 2nd half: 14-39 35.9% Game: 23-68 33.8%
 3FG % 1st Half: 4-15 26.7% 2nd half: 5-15 33.3% Game: 9-30 30.0%
 FT % 1st Half: 10-13 76.9% 2nd half: 9-12 75.0% Game: 19-25 76.0%

Officials: Tim Comer,DJ Carstensen,Keith Kimble
 Technical fouls: Michigan St.-None. Rutgers-None.
 Attendance: 17480
 2024-25 Men's Basketball. Round: 0. Michigan St. vs Rutgers. Played at Madison

Score by periods	1st	2nd	Total	In	Off	2nd	Fast	Bench
Michigan St.	35	46	81	42	9	12	21	50
Rutgers	32	42	74	36	14	11	15	34

Last FG - MSU 2nd-01:08, RU 2nd-00:05.
 Largest lead - MSU by 13 2nd-07:57, RU by 7 1st-16:18.
 MSU led for 33:17. RU led for 04:25. Game was tied for 02:18.

Official Basketball Box Score -- Game Totals -- Final Statistics
Illinois vs Michigan St.
01/19/25 12:00 pm at East Lansing, MI

Illinois 78 • 13-5,5-3 Big Ten

#	Player	Total			3-Ptr			Rebounds			PF	TP	A	TO	Blk	Stl	Min
		FG	FGA	FT	FTA	Off	Def	Tot									
03	Ben Humrichous	f	2-7	1-3	1-2	0	4	4	1	6	2	0	0	0	35		
13	Tomislav Ivisic	c	6-13	1-6	0-0	1	3	4	1	13	5	2	0	0	29		
04	Kylan Boswell	g	5-13	0-4	3-4	2	7	9	2	13	4	5	0	1	38		
22	Tre White	g	0-2	0-2	3-5	2	2	4	0	3	0	0	0	0	21		
32	Kasparas Jakucionis	g	1-3	0-2	1-1	0	0	0	5	3	3	0	1	1	8		
02	Dra Gibbs-Lawhorn	g	3-5	0-2	1-1	4	0	4	3	7	0	1	0	1	21		
07	Will Riley	g	7-17	2-3	3-6	3	3	6	4	19	2	2	1	0	26		
15	Jake Davis	g	1-3	1-2	0-0	1	0	1	1	3	0	0	0	0	5		
21	Morez Johnson Jr.	g	3-3	0-0	5-8	0	6	6	3	11	0	0	0	0	17		
	Team					2	1	3									
Totals			28-66	5-24	17-27	15	26	41	20	78	16	10	2	3	200		

FG % 1st Half: 15-39 38.5% 2nd half: 13-27 48.1% Game: 28-66 42.4%
 3FG % 1st Half: 3-12 25.0% 2nd half: 2-12 16.7% Game: 5-24 20.8%
 FT % 1st Half: 3-5 60.0% 2nd half: 14-22 63.6% Game: 17-27 63.0%

Michigan St. 80 • 16-2,7-0 Big Ten

#	Player	Total			3-Ptr			Rebounds			PF	TP	A	TO	Blk	Stl	Min
		FG	FGA	FT	FTA	Off	Def	Tot									
00	Jaxon Kohler	f	4-9	0-1	0-0	3	3	6	1	8	2	3	0	0	19		
10	Szymon Zapala	c	1-2	0-0	2-3	2	2	4	2	4	1	1	1	0	10		
01	Jeremy Fears Jr.	g															

Official Basketball Box Score -- Game Totals -- Final Statistics
Michigan St. vs Southern California
02/01/25 1:30 pm at Los Angeles, CA

Michigan St. 64 • 18-3,9-1 Big Ten

#	Player	Total		3-Ptr		Rebounds			PF	TP	A	T	Blk	Stl	Min
		FG	FGA	FG	FGA	FT	FTA	Off							
00	Jaxon Kohler	f	1-2	0-1	0-0	1	7	8	3	2	1	2	0	0	18
10	Szymon Zapala	c	1-1	0-0	1-1	0	1	1	1	3	1	1	0	0	7
01	Jeremy Fears Jr.	g	3-7	1-1	5-8	0	2	2	3	12	6	0	0	2	27
03	Jaden Akins	g	5-12	1-5	0-0	1	3	4	1	11	2	1	0	1	26
05	Tre Holloman	g	2-8	2-4	0-0	0	2	2	4	6	1	3	0	0	24
08	Frankie Fidler	g	2-8	0-1	1-1	3	4	7	0	5	0	0	2	2	19
11	Jase Richardson	g	2-6	1-2	3-4	0	1	1	0	8	1	0	0	0	20
15	Carson Cooper	g	3-4	0-0	0-0	2	1	3	4	6	1	1	1	0	22
34	Xavier Booker	g	1-3	0-1	0-1	0	1	1	1	2	0	1	0	0	11
55	Coen Carr	g	4-6	0-0	1-4	2	0	2	0	9	3	3	0	0	26
Team						2	1	3			1				
Totals			24-57	5-15	11-19	11	23	34	17	64	16	13	3	5	200

FG % 1st Half: 11-28 39.3% 2nd half: 13-29 44.8% Game: 24-57 42.1% Deadball Rebounds 7
 3FG % 1st Half: 3-6 50.0% 2nd half: 2-9 22.2% Game: 5-15 33.3%
 FT % 1st Half: 7-11 63.6% 2nd half: 4-8 50.0% Game: 11-19 57.9%

Southern California 70 • 13-8,5-5 Big Ten

#	Player	Total		3-Ptr		Rebounds			PF	TP	A	T	Blk	Stl	Min
		FG	FGA	FG	FGA	FT	FTA	Off							
00	Saint Thomas	f	3-10	1-5	1-2	1	7	8	3	8	4	2	0	1	40
12	Rashaun Agee	f	2-4	0-1	1-1	0	1	1	5	5	0	1	0	0	21
01	Desmond Claude	g	6-13	1-4	6-9	0	6	6	1	19	3	4	1	0	34
06	Wesley Yates III	g	5-9	3-3	2-2	3	2	5	3	15	0	1	1	0	40
07	Chibuzo Agbo	g	4-14	2-9	4-4	3	2	5	3	14	1	0	0	1	39
02	Isaiah Elohim	g	0-0	0-0	0-0	0	0	0	1	0	0	0	0	0	0+
07	Matt Knowing	g	0-0	0-0	0-0	0	0	0	2	0	0	0	0	0	1
09	Jalen Shelley	g	0-0	0-0	0-0	0	0	0	0	0	0	0	0	0	0+
32	Clark Slajchert	g	1-1	0-0	0-0	0	0	0	1	2	0	1	0	0	8
33	Josh Cohen	g	3-6	0-0	1-1	3	1	4	1	7	1	0	0	0	17
Team						0	4	4			2				
Totals			24-57	7-22	15-19	10	23	33	20	70	9	11	2	2	200

FG % 1st Half: 12-31 38.7% 2nd half: 12-26 46.2% Game: 24-57 42.1% Deadball Rebounds 4
 3FG % 1st Half: 3-10 30.0% 2nd half: 4-12 33.3% Game: 7-22 31.8%
 FT % 1st Half: 8-8 100.0% 2nd half: 7-11 63.6% Game: 15-19 78.9%

Officials: Nate Harris,Earl Walton,Jeffrey Anderson
 Technical fouls: Michigan St.-None, Southern California-None.
 Attendance: 8251
 2024-25 Men's Basketball. Round: 0. Michigan St. vs Southern California. Playe

Score by periods	1st	2nd	Total
Michigan St.	32	32	64
Southern California	35	35	70

	Points	In	Off	2nd	Fast	Bench
	MSU	Paint	T/O	Chance	Break	
MSU	34	8	15	9	30	
USC	34	12	11	4	9	

Last FG - MSU 2nd-00:11, USC 2nd-00:37.
 Largest lead - MSU None, USC by 15 1st-12:55.
 MSU led for 00:00. USC led for 38:44. Game was tied for 01:16.
 Score tied - 0 times.
 Lead changed - 0 times.

Official Basketball Box Score -- Game Totals -- Final Statistics
Oregon vs Michigan St.
02/08/25 12:00 pm at East Lansing, MI

Oregon 74 • 16-8,5-8 Big Ten

#	Player	Total		3-Ptr		Rebounds			PF	TP	A	T	Blk	Stl	Min
		FG	FGA	FG	FGA	FT	FTA	Off							
21	Brandon Angel	f	2-7	1-3	1-2	2	1	3	3	6	0	2	0	1	20
23	Nate Bittle	c	3-8	2-4	0-0	0	1	1	4	8	0	0	1	1	20
03	Jackson Shelstad	g	7-13	4-8	4-6	0	3	3	3	22	2	2	0	1	34
05	TJ Bamba	g	2-6	0-0	5-7	0	2	2	3	9	6	1	0	2	28
09	Keeshawn Barthelemy	g	1-7	1-5	2-2	0	0	0	1	5	2	1	0	0	33
00	Ra'Heim Moss	g	0-2	0-0	0-0	1	1	2	1	0	0	0	0	1	5
02	Jadrian Tracey	g	2-8	1-5	0-0	1	1	2	0	5	1	0	0	0	21
07	Supreme Cook	g	3-5	0-0	1-3	1	1	2	3	7	1	0	1	0	20
10	Kwame Evans Jr.	g	3-4	1-2	3-3	3	4	7	4	10	0	1	1	0	15
11	Mookie Cook	g	1-1	0-0	0-0	0	1	1	0	2	0	0	1	0	4
Team						3	1	4			1				
Totals			24-61	10-27	16-23	11	16	27	22	74	12	8	4	6	200

FG % 1st Half: 18-37 48.6% 2nd half: 6-24 25.0% Game: 24-61 39.3% Deadball Rebounds 7
 3FG % 1st Half: 10-19 52.6% 2nd half: 0-8 0.0% Game: 10-27 37.0%
 FT % 1st Half: 4-5 80.0% 2nd half: 12-18 66.7% Game: 16-23 69.6%

Michigan St. 86 • 19-4,10-2 Big Te

#	Player	Total		3-Ptr		Rebounds			PF	TP	A	T	Blk	Stl	Min
		FG	FGA	FG	FGA	FT	FTA	Off							
00	Jaxon Kohler	f	5-9	1-2	3-3	4	8	12	1	14	1	2	1	0	31
10	Szymon Zapala	c	2-2	0-0	2-2	2	4	6	4	6	0	2	0	0	16
03	Jaden Akins	g	4-11	1-3	1-2	0	1	1	3	10	2	1	0	1	31
05	Tre Holloman	g	4-12	3-7	2-2	0	2	2	1	13	7	4	0	2	31
11	Jase Richardson	g	9-13	3-6	8-9	1	4	5	1	29	1	0	1	0	35
02	Kur Teng	g	0-0	0-0	0-0	0	1	1	0	0	0	0	0	0	2
08	Frankie Fidler	g	1-4	0-0	1-1	1	2	3	4	3	1	0	0	0	17
15	Carson Cooper	g	1-2	0-0	7-8	2	4	6	3	9	2	1	0	1	23
55	Coen Carr	g	1-1	0-0	0-0	0	2	2	3	2	0	1	2	0	14
Team						0	2	2			1				
Totals			27-54	8-18	24-27	10	30	40	20	86	14	12	4	4	200

FG % 1st Half: 11-24 45.8% 2nd half: 16-30 53.3% Game: 27-54 50.0% Deadball Rebounds 4
 3FG % 1st Half: 4-7 57.1% 2nd half: 4-11 36.4% Game: 8-18 44.4%
 FT % 1st Half: 10-13 76.9% 2nd half: 14-14 100.0% Game: 24-27 88.9%

Officials: Michael Irving,D.J. Carstensen,Larry Scirotto
 Technical fouls: Oregon-None, Michigan St.-TEAM.
 Attendance: 14797
 2024-25 Men's Basketball. Round: 0. Michigan St. vs Oregon. Played at Breslin

Score by periods	1st	2nd	Total
Oregon	50	24	74
Michigan St.	36	50	86

	Points	In	Off	2nd	Fast	Bench
	OREGON	Paint	T/O	Chance	Break	
MSU	24	28	8	13	24	
MSU	28	10	14	11	14	

Last FG - OREGON 2nd-01:19, MSU 2nd-00:12.
 Largest lead - OREGON by 14 1st-02:30, MSU by 12 2nd-02:38.
 OREGON led for 23:05. MSU led for 14:26. Game was tied for 02:29.
 Score tied - 3 times.
 Lead changed - 5 times.

Official Basketball Box Score -- Game Totals -- Final Statistics
Michigan St. vs UCLA
02/04/25 7:00 pm at Los Angeles, CA

Michigan St. 61 • 18-4,9-2 Big Ten

#	Player	Total		3-Ptr		Rebounds			PF	TP	A	T	Blk	Stl	Min
		FG	FGA	FG	FGA	FT	FTA	Off							
00	Jaxon Kohler	f	3-5	0-0	2-2	4	3	7	3	8	1	3	1	0	13
10	Szymon Zapala	c	1-2	0-0	0-0	1	1	2	1	2	2	0	0	0	9
01	Jeremy Fears Jr.	g	2-4	1-2	1-2	2	4	6	1	6	5	3	1	1	27
03	Jaden Akins	g	6-14	3-7	0-0	0	4	4	1	15	2	2	0	0	30
05	Tre Holloman	g	2-5	0-3	0-0	0	2	2	1	4	2	1	0	1	23
08	Frankie Fidler	g	1-5	0-4	2-4	1	5	6	1	4	0	0	0	1	18
11	Jase Richardson	g	0-6	0-3	4-4	0	0	0	0	4	1	0	0	0	16
15	Carson Cooper	g	1-3	0-0	4-4	3	6	9	3	6	0	3	0	0	30
34	Xavier Booker	g	2-5	1-3	1-1	0	3	3	2	6	0	1	2	0	15
55	Coen Carr	g	2-4	0-0	2-2	1	1	2	2	6	0	2	0	0	19
Team						2	2	4			1				
Totals			20-53	5-22	16-19	14	31	45	15	61	13	16	4	3	200

FG % 1st Half: 10-29 34.5% 2nd half: 10-24 41.7% Game: 20-53 37.7% Deadball Rebounds 3,2
 3FG % 1st Half: 3-12 25.0% 2nd half: 2-10 20.0% Game: 5-22 22.7%
 FT % 1st Half: 5-5 100.0% 2nd half: 11-14 78.6% Game: 16-19 84.2%

UCLA 63 • 17-6,8-4 Big Ten

#	Player	Total		3-Ptr		Rebounds			PF	TP	A	T	Blk	Stl	Min
		FG	FGA	FG	FGA	FT	FTA	Off							
03	Eric Dailey Jr.	f	3-9	1-5	2-2	2	3	5	3	9	0	0	0	1	21
34	Tyler Bilodeau	f	4-10	1-3	4-5	1	3	4	3	13	1	0	0	2	28
00	Kobe Johnson	g	2-7	0-4	1-2	1	3	4	3	5	0	1	0	2	

Official Basketball Box Score -- Game Totals -- Final Statistics
Michigan St. vs Illinois
02/15/25 7:00 pm at Champaign, IL

Michigan St. 79 • 20-5,11-3 Big Te

#	Player	Total			3-Ptr			Rebounds			PF	TP	A	TO	Blk	Stl	Min
		FG	FGA	FT	FTA	Off	Def	Tot									
00	Jaxon Kohler	f	9-13	4-5	1-3	6	4	10	0	23	0	0	1	2	30		
10	Szymon Zapala	c	0-1	0-0	0-0	1	2	3	2	0	1	0	0	0	10		
01	Jeremy Fears Jr.	g	2-8	0-2	0-0	1	3	4	0	4	5	4	1	23			
03	Jaden Akins	g	3-10	0-1	2-2	0	1	1	2	8	0	2	1	0	19		
11	Jase Richardson	g	5-10	0-1	1-1	0	3	3	3	11	1	0	1	0	26		
02	Kur Teng	g	0-0	0-0	0-0	0	1	1	1	0	1	0	0	0	4		
05	Tre Holloman	g	6-12	0-1	2-2	0	2	2	0	14	3	1	0	0	26		
08	Frankie Fidler	g	0-3	0-0	2-2	1	1	2	2	2	0	0	0	0	8		
15	Carson Cooper	g	2-3	0-0	0-2	2	6	8	4	4	0	0	1	2	22		
34	Xavier Booker	g	1-2	1-1	0-0	0	1	1	0	3	0	0	0	0	14		
55	Coen Carr	g	5-6	0-1	0-1	2	2	4	1	10	1	0	0	0	18		
	Team					1	1	2									
	Totals		33-68	5-12	8-13	14	27	41	15	79	12	7	5	5	200		

FG % 1st Half: 17-35 48.6%	2nd half: 16-33 48.5%	Game: 33-68 48.5%	Deadball Rebounds: 2
3FG % 1st Half: 3-7 42.9%	2nd half: 2-5 40.0%	Game: 5-12 41.7%	
FT % 1st Half: 0-1 0.0%	2nd half: 8-12 66.7%	Game: 8-13 61.5%	

Illinois 65 • 17-9,9-7 Big Ten

#	Player	Total			3-Ptr			Rebounds			PF	TP	A	TO	Blk	Stl	Min
		FG	FGA	FT	FTA	Off	Def	Tot									
03	Ben Humrichous	f	3-10	0-6	0-0	0	6	6	1	6	1	1	1	0	31		
21	Morez Johnson Jr.	f	6-8	0-0	5-7	3	2	5	3	17	0	1	2	2	25		
13	Tomislav Ivisic	c	2-9	0-4	0-1	2	5	7	0	4	1	3	0	0	30		
04	Kylan Boswell	g	0-2	0-1	0-0	0	2	2	2	0	1	1	1	0	29		
32	Kasparas Jakucionis	g	5-15	2-9	5-5	1	4	5	3	17	1	2	0	1	38		
02	Dra Gibbs-Lawhorn	g	0-0	0-0	0-0	1	0	1	0	0	0	0	0	0	3		
07	Will Riley	g	5-13	3-8	0-0	3	4	7	4	13	6	2	0	1	30		
15	Jake Davis	g	3-6	2-5	0-0	1	0	1	1	8	0	1	0	0	14		
	Team					1	1	2									
	Totals		24-63	7-33	10-13	12	24	36	14	65	10	11	4	4	200		

FG % 1st Half: 17-32 53.1%	2nd half: 7-31 22.6%	Game: 24-63 38.1%	Deadball Rebounds: 3
3FG % 1st Half: 6-17 35.3%	2nd half: 1-16 6.3%	Game: 7-33 21.2%	
FT % 1st Half: 1-1 100.0%	2nd half: 9-12 75.0%	Game: 10-13 76.9%	

Officials: Doug Simrons,Verne Harris,Paul Szelc
 Technical fouls: Michigan St.-None, Illinois-None.
 Attendance: 15544
 2024-25 Men's Basketball. Round: 0. Illinois vs Michigan St.. Played at State

Score by periods	1st	2nd	Total	In	Off	2nd	Fast	Bench
Michigan St.	37	42	79	Points	Paint	T/O	Chance	Break
Illinois	41	24	65	MSU	40	21	18	6
				ILLINI	30	10	2	21

Last FG - MSU 2nd-00:49, ILLINI 2nd-08:29.
 Largest lead - MSU by 14 2nd-00:36, ILLINI by 16 1st-08:46.
 MSU led for 10:46. ILLINI led for 25:14. Game was tied for 04:00.

Score tied - 7 times.
 Lead changed - 9 times.

Official Basketball Box Score -- Game Totals -- Final Statistics
Michigan St. vs Michigan
02/21/25 8:00 pm at Ann Arbor, MI

Michigan St. 75 • 22-5,13-3 Big Te

#	Player	Total			3-Ptr			Rebounds			PF	TP	A	TO	Blk	Stl	Min
		FG	FGA	FT	FTA	Off	Def	Tot									
00	Jaxon Kohler	f	1-5	0-2	0-0	2	2	4	4	2	3	1	0	1	20		
10	Szymon Zapala	c	0-1	0-0	0-0	0	1	1	3	0	0	1	0	0	15		
01	Jeremy Fears Jr.	g	4-8	2-4	0-1	0	1	1	2	10	2	2	0	1	23		
03	Jaden Akins	g	4-14	1-6	2-2	1	2	3	3	11	1	2	0	0	25		
11	Jase Richardson	g	7-12	2-4	5-6	2	4	6	0	21	0	0	0	3	33		
05	Tre Holloman	g	6-10	3-4	3-4	0	2	2	2	18	4	2	0	0	26		
08	Frankie Fidler	g	0-3	0-1	0-0	1	1	2	1	0	0	0	0	0	12		
15	Carson Cooper	g	3-4	0-0	0-0	3	5	8	3	6	1	1	0	0	19		
34	Xavier Booker	g	1-1	1-1	0-0	0	0	0	0	3	0	0	0	1	8		
55	Coen Carr	g	2-3	0-0	0-2	3	1	4	1	4	1	1	0	0	19		
	Team					2	1	3									
	Totals		28-61	9-22	10-15	14	20	34	19	75	12	11	0	6	200		

FG % 1st Half: 12-31 38.7%	2nd half: 16-30 53.3%	Game: 28-61 45.9%	Deadball Rebounds: 5.1
3FG % 1st Half: 3-10 30.0%	2nd half: 6-12 50.0%	Game: 9-22 40.9%	
FT % 1st Half: 7-8 87.5%	2nd half: 3-7 42.9%	Game: 10-15 66.7%	

Michigan 62 • 20-6,12-3 Big Te

#	Player	Total			3-Ptr			Rebounds			PF	TP	A	TO	Blk	Stl	Min
		FG	FGA	FT	FTA	Off	Def	Tot									
01	Danny Wolf	f	5-11	1-4	0-0	2	5	7	3	11	8	2	1	0	36		
50	Vladislav Goldin	c	7-11	0-1	7-11	3	2	5	1	21	0	4	0	0	33		
03	Tr Donaldson	g	1-5	1-4	0-0	0	3	3	1	3	2	1	0	1	31		
04	Nimari Burnett	g	5-8	2-5	0-0	1	0	1	1	12	0	1	1	1	32		
15	Rubin Jones	g	1-3	0-2	0-0	0	3	3	3	2	2	0	0	1	27		
02	L.J. Cason	g	0-0	0-0	1-2	0	0	0	1	1	0	0	0	0	1		
10	Justin Pippen	g	1-2	0-1	0-0	0	0	0	0	2	0	2	0	0	5		
11	Roddy Gayle Jr.	g	1-6	0-2	3-5	0	4	4	1	5	0	2	0	2	24		
42	Will Tschetter	g	2-4	1-2	0-0	0	1	1	3	5	0	1	0	0	11		
	Team					1	0	1									
	Totals		23-50	5-21	11-18	7	18	25	14	62	12	15	2	5	200		

FG % 1st Half: 14-26 53.8%	2nd half: 9-24 37.5%	Game: 23-50 46.0%	Deadball Rebounds: 6.1
3FG % 1st Half: 4-11 36.4%	2nd half: 1-10 10.0%	Game: 5-21 23.8%	
FT % 1st Half: 6-11 54.5%	2nd half: 5-7 71.4%	Game: 11-18 61.1%	

Officials: Larry Sciroto,Paul Szelc,Jeffrey Anderson
 Technical fouls: Michigan St.-None, Michigan-TEAM.
 Attendance: 12707
 2024-25 Men's Basketball. Round: 0. Michigan vs Michigan St.. Played at Crislie

Score by periods	1st	2nd	Total	In	Off	2nd	Fast	Bench
Michigan St.	34	41	75	Points	Paint	T/O	Chance	Break
Michigan	38	24	62	MSU	32	20	13	10
				MICH	34	11	8	10

Last FG - MSU 2nd-00:29, MICH 2nd-04:12.
 Largest lead - MSU by 13 2nd-00:29, MICH by 8 1st-07:01.
 MSU led for 23:54. MICH led for 13:13. Game was tied for 02:53.

Score tied - 3 times.
 Lead changed - 4 times.

Official Basketball Box Score -- Game Totals -- Final Statistics
Purdue vs Michigan St.
02/18/25 7:00 pm at East Lansing, MI

Purdue 66 • 19-8,11-5 Big Te

#	Player	Total			3-Ptr			Rebounds			PF	TP	A	TO	Blk	Stl	Min
		FG	FGA	FT	FTA	Off	Def	Tot									
01	Caleb Furst	f	1-2	0-0	1-2	0	0	0	3	3	2	0	1	0	19		
04	Trey Kaufman-Renn	f	9-13	0-0	6-7	2	1	3	2	24	1	3	0	0	33		
00	C.J. Cox	g	1-4	1-4	0-0	0	1	1	1	3	0	1	0	0	24		
03	Fletcher Loyer	g	2-5	2-3	2-2	1	4	5	1	8	5	1	0	2	31		
05	Braden Smith	g	7-13	3-9	0-0	1	4	5	1	17	8	6	0	1	40		
03	Myles Colvin	g	0-2	0-2	0-0	0	2	2	0	0	0	0	0	0	9		
23	Camden Heide	g	2-4	2-3	0-0	0	1	1	5	6	0	1	1	1	20		
24	Gicarrri Harris	g	1-3	1-3	0-0	1	0	1	4	3	0	0	1	0	17		
34	Raleigh Burgess	g	0-0	0-0	0-0	0	1	1	1	0	0	0	0	0	3		
44	Will Berg	g	1-1	0-0	0-0	0	1	1	0	2	0	0	0	0	4		
	Team					0	1	1									
	Totals		24-47	9-24	9-11	5	16	21	20	66	16	12	3	4	200		

FG % 1st Half: 12-23 52.2%	2nd half: 12-24 50.0%	Game: 24-47 51.1%	Deadball Rebounds: 2.1
3FG % 1st Half: 4-10 40.0%	2nd half: 5-14 35.7%	Game: 9-24 37.5%	
FT % 1st Half: 3-4 75.0%	2nd half: 6-7 85.7%	Game: 9-11 81.8%	

Michigan St. 75 • 21-5,12-3 Big Te

#	Player	Total			3-Ptr			Rebounds			PF	TP	A	TO	Blk	Stl	Min
		FG	FGA	FT	FTA	Off	Def	Tot									
00	Jaxon Kohler	f	4-5	1-2	0-0	1	3	4	0	9	1	2	2	0	28		
10	Szymon Zapala	c	4-5	0-0	1-1	2	2	4	3	9	0	0	0	0	14		
01	Jeremy Fears Jr.	g	0-3	0-2	0-0	0	1	1	2	0	6	0	1	1	19		
03	Jaden Akins	g	3-8	0-2	4-6	0	2	2	1	10	2	0	0	2	28		
11	Jase Richardson	g	3-6	2-3	4-4	0	1	1	1	12	3	0	0	2	29		
05	Tre Holloman	g	3-7	0-2	1-2	0	1	1	1	7	6	1	0	3	25		
08	Frankie Fidler	g	4-6	1-1	2-2	0	2	2	1	11	1	0	0	2	15		
15	Carson Cooper	g	3-3	0-0	1-4	1	1	2	3	7	0	1	0	0	15		
34	Xavier Booker	g	0-1	0-1	0-0	0	1	1	1	0	0	0	0	0	6		
55	Coen Carr	g	4-4	0-0	2-2	1	3	4	0	10	1	2	0	0	21		
	Team					0	1	1									
	Totals		28-48	4-13	15-21	5	18	23	13	75	20	8	2	10	200		

FG % 1st Half:

Official Basketball Box Score -- Game Totals -- Final Statistics
Wisconsin vs Michigan St.
03/02/25 1:30 pm at East Lansing, MI

Wisconsin 62 • 22-7,12-6 Big Te

##	Player	Total		3-Ptr		Rebounds			PF	TP	A	TO	Blk	Stl	Min
		FG	FGA	FG-FTA	FT-FTA	Off	Def	Tot							
22	Steven Crowl	f	4-9	1-3	1-2	2	2	4	1	10	3	1	0	0	30
31	Nolan Winter	f	2-7	1-5	4-4	3	14	17	0	9	1	1	1	0	29
04	Kamari McGee	g	1-8	0-5	1-2	0	3	3	3	3	2	0	1	35	
09	John Tonje	g	3-13	1-8	4-4	0	6	6	3	11	0	2	1	36	
25	John Blackwell	g	8-20	1-7	2-2	1	5	6	3	19	1	2	0	37	
07	Carter Gilmore	g	2-4	0-1	0-1	0	1	1	2	4	1	1	1	15	
13	Xavier Amos	g	0-1	0-1	0-0	0	0	0	0	0	0	0	0	2	
33	Jack Janicki	g	1-1	0-0	1-1	0	1	1	3	3	0	0	1	13	
35	Markus Ilver	g	1-2	1-2	0-0	0	0	0	0	3	0	0	0	3	
	Team					2	0	2							
Totals			22-65	5-32	13-16	8	32	40	15	62	9	9	4	3	200

FG % 1st Half: 12-32 37.5% 2nd half: 10-33 30.3% Game: 22-65 33.8%
 3FG % 1st Half: 2-16 12.5% 2nd half: 3-8 37.5% Game: 5-32 15.6%
 FT % 1st Half: 8-10 80.0% 2nd half: 5-6 83.3% Game: 13-16 81.3%

Michigan St. 71 • 24-5,15-3 Big Te

##	Player	Total		3-Ptr		Rebounds			PF	TP	A	TO	Blk	Stl	Min
		FG	FGA	FG-FTA	FT-FTA	Off	Def	Tot							
00	Jaxon Kohler	f	4-10	0-2	2-3	7	9	16	1	10	2	2	1	0	30
10	Szymon Zapala	c	1-3	0-0	0-0	0	5	5	4	2	0	2	1	2	17
01	Jeremy Fears Jr.	g	0-4	0-0	1-2	0	1	1	1	1	5	0	0	0	23
03	Jaden Akins	g	6-18	4-9	3-6	3	5	8	1	19	1	0	0	0	31
11	Jase Richardson	g	4-9	3-6	0-1	0	5	5	3	11	6	1	0	1	20
05	Tre Holloman	g	2-9	0-6	0-1	0	3	3	1	4	2	1	0	0	19
08	Frankie Fidler	g	4-8	1-2	0-0	0	6	6	1	9	1	0	0	0	20
15	Carson Cooper	g	4-6	0-0	0-0	0	4	4	2	8	1	1	2	0	22
34	Xavier Booker	g	1-2	1-2	0-0	0	0	0	1	3	0	1	1	0	5
55	Coen Carr	g	2-2	0-0	0-0	1	0	1	2	4	2	1	1	1	13
	Team					2	0	2							
Totals			28-71	9-27	6-13	13	38	51	17	71	20	9	6	4	200

FG % 1st Half: 12-38 31.6% 2nd half: 16-33 48.5% Game: 28-71 39.4%
 3FG % 1st Half: 6-19 31.6% 2nd half: 3-8 37.5% Game: 9-27 33.3%
 FT % 1st Half: 2-4 50.0% 2nd half: 4-9 44.4% Game: 6-13 46.2%

Officials: Kelly Pfeifer,James Breeding,Jeffrey Anderson
 Technical fouls: Wisconsin-None. Michigan St.-None.
 Attendance: 14797

2024-25 Men's Basketball. Round: 0. Michigan St. vs Wisconsin. Played at Bresl

Score by periods	1st	2nd	Total
Wisconsin	34	28	62
Michigan St.	32	39	71

	In	Off	2nd	Fast	Bench
Points	Paint	T/O	Chance	Break	
WISC	32	11	8	8	10
MSU	32	7	9	20	28

Last FG - WISC 2nd-00:39, MSU 2nd-01:26.
 Largest lead - WISC by 9 1st-15:09, MSU by 10 2nd-00:47.
 WISC led for 15:07. MSU led for 19:54. Game was tied for 04:59.

Score tied - 7 times.
 Lead changed - 11 times.

Official Basketball Box Score -- Game Totals -- Final Statistics
Michigan vs Michigan St.
03/09/25 12:00 pm at East Lansing, MI

Michigan 62 • 22-9,14-6 Big Te

##	Player	Total		3-Ptr		Rebounds			PF	TP	A	TO	Blk	Stl	Min
		FG	FGA	FG-FTA	FT-FTA	Off	Def	Tot							
01	Danny Wolf	f	5-15	1-4	7-11	7	6	13	3	18	4	3	1	1	36
50	Vladislav Goldin	c	9-12	0-1	11-14	1	5	6	3	29	1	4	1	3	31
03	Tre Donaldson	g	1-5	0-4	0-0	0	1	1	0	2	3	2	0	0	22
04	Nimari Burnett	g	2-6	1-4	0-0	0	4	4	3	5	0	4	0	0	28
05	Rubin Jones	g	1-5	1-5	0-0	0	1	1	3	3	0	1	0	2	25
12	L.J. Cason	g	1-4	0-1	0-0	0	0	0	3	2	1	1	0	1	18
08	Phat Phat Brooks	g	0-0	0-0	0-0	0	0	0	0	0	0	0	0	0	2
10	Justin Pippen	g	0-1	0-1	2-2	0	0	0	1	2	1	0	0	1	5
11	Roddy Gayle Jr.	g	0-0	0-0	1-2	0	0	0	4	1	0	0	0	0	23
42	Will Tschetter	g	0-4	0-4	0-0	0	0	0	4	0	0	0	0	0	10
	Team					1	4	5							
Totals			19-52	3-24	21-29	9	21	30	24	62	10	15	2	9	200

FG % 1st Half: 9-22 40.9% 2nd half: 10-30 33.3% Game: 19-52 36.5%
 3FG % 1st Half: 2-10 20.0% 2nd half: 1-14 7.1% Game: 3-24 12.5%
 FT % 1st Half: 8-12 66.7% 2nd half: 13-17 76.5% Game: 21-29 72.4%

Michigan St. 79 • 26-5,17-3 Big Te

##	Player	Total		3-Ptr		Rebounds			PF	TP	A	TO	Blk	Stl	Min
		FG	FGA	FG-FTA	FT-FTA	Off	Def	Tot							
00	Jaxon Kohler	f	4-8	1-2	0-0	2	5	7	3	9	1	1	2	1	25
10	Szymon Zapala	c	1-1	0-0	0-0	1	2	3	3	2	1	1	1	0	10
01	Jeremy Fears Jr.	g	0-1	0-0	7-8	0	1	1	4	7	6	5	0	3	19
03	Jaden Akins	g	4-14	3-9	0-0	1	4	5	3	11	3	3	0	2	27
11	Jase Richardson	g	6-10	2-5	4-4	1	4	5	1	18	3	2	0	1	30
02	Kur Teng	g	0-0	0-0	0-0	0	0	0	0	0	0	0	0	0	1
05	Tre Holloman	g	8-12	3-5	1-3	1	2	3	2	20	1	1	0	0	25
07	Gehrig Normand	g	0-0	0-0	0-0	0	0	0	0	0	0	0	0	0	1
08	Frankie Fidler	g	1-4	0-1	2-2	0	1	1	1	4	0	1	0	0	16
15	Carson Cooper	g	0-3	0-0	4-4	2	6	8	1	4	0	0	1	0	20
20	Nick Sanders	g	0-0	0-0	0-0	0	0	0	0	0	0	0	0	0	1
34	Xavier Booker	g	0-2	0-2	0-0	1	1	2	3	0	0	0	0	0	7
55	Coen Carr	g	1-1	0-0	2-3	1	0	1	2	4	1	0	1	1	18
	Team					2	1	3							
Totals			25-56	9-24	20-24	12	27	39	23	79	16	15	5	8	200

FG % 1st Half: 16-34 47.1% 2nd half: 9-22 40.9% Game: 25-56 44.6%
 3FG % 1st Half: 7-18 38.9% 2nd half: 2-6 33.3% Game: 9-24 37.5%
 FT % 1st Half: 11-12 91.7% 2nd half: 9-12 75.0% Game: 20-24 83.3%

Officials: Larry Scirotto,DJ Carstensen,Brian Dorsey
 Technical fouls: Michigan-L.J. Cason; Vladislav Goldin. Michigan St.-Jeremy Fears Jr.; Tre Holloman.
 Attendance: 14797
 2024-25 Men's Basketball. Round: 0. Michigan vs Michigan St.. Played at Bresl

Score by periods	1st	2nd	Total
Michigan	28	34	62
Michigan St.	50	29	79

	In	Off	2nd	Fast	Bench
Points	Paint	T/O	Chance	Break	
MICH	30	11	10	9	5
MSU	22	18	10	14	32

Last FG - MICH 2nd-03:23, MSU 2nd-00:40.
 Largest lead - MICH by 1 1st-18:04, MSU by 25 2nd-13:55.
 MICH led for 00:46. MSU led for 37:35. Game was tied for 00:56.

Score tied - 1 time.
 Lead changed - 2 times.

Official Basketball Box Score -- Game Totals -- Final Statistics
Michigan St. vs Iowa
03/06/25 7:00 pm at Iowa City, IA

Michigan St. 91 • 25-5,16-3 Big Te

##	Player	Total		3-Ptr		Rebounds			PF	TP	A	TO	Blk	Stl	Min
		FG	FGA	FG-FTA	FT-FTA	Off	Def	Tot							
00	Jaxon Kohler	f	5-7	0-0	5-5	1	5	6	1	15	1	0	0	1	24
10	Szymon Zapala	c	0-0	0-0	0-0	0	1	1	1	0	0	0	0	0	8
01	Jeremy Fears Jr.	g	4-6	1-2	5-7	0	3	3	3	14	3	1	0	2	20
03	Jaden Akins	g	6-14	3-10	0-1	1	1	2	3	15	4	0	0	1	32
11	Jase Richardson	g	7-13	2-6	6-9	2	2	4	1	22	2	1	0	1	33
05	Tre Holloman	g	4-9	3-7	0-0	0	0	0	2	11	4	2	0	1	28
08	Frankie Fidler	g	0-3	0-0	2-4	1	4	5	2	2	0	1	0	0	14
15	Carson Cooper	g	0-0	0-0	2-4	0	4	4	1	2	0	0	1	0	14
34	Xavier Booker	g	1-2	0-1	0-0	0	1	1	0	2	0	0	0	0	4
55	Coen Carr	g	4-7	0-1	0-0	2	3	5	1	8	1	1	4	0	23
	Team					3	2	5							
Totals			31-61	9-27	20-30	10	26	36	15	91	15	8	5	6	200

FG % 1st Half: 12-30 40.0% 2nd half: 19-31 61.3% Game: 31-61 50.8%
 3FG % 1st Half: 4-16 25.0% 2nd half: 5-11 45.5% Game: 9-27 33.3%
 FT % 1st Half: 2-3 66.7% 2nd half: 18-27 66.7% Game: 20-30 66.7%

Iowa 84 • 15-15,6-13 Big T

##	Player	Total		3-Ptr		Rebounds			PF	TP	A	TO	Blk	Stl	Min
		FG	FGA	FG-FTA	FT-FTA	Off	Def	Tot							
07	Seydou Traore	f</													

Official Basketball Box Score -- Game Totals -- Final Statistics
Wisconsin vs Michigan St.
03/15/25 1:00 pm at Indianapolis, IN

Wisconsin 77 • 26-8,13-7 Big Te

##	Player	Total		3-Ptr	Rebounds			PF	TP	A	TO	Blk	Stl	Min	
		FG-FGA	FG-FGA		FT-FTA	Off	Def								Tot
22	Steven Crowl	f	2-6	1-3	0-0	4	4	8	1	5	1	1	0	0	31
21	Nolan Winter	f	1-2	1-2	3-4	0	0	0	4	6	1	0	0	0	12
09	John Tonje	g	8-15	4-10	12-14	0	7	7	3	32	2	2	1	0	34
11	Max Klesmit	g	1-5	0-2	2-2	0	1	1	4	4	3	1	0	0	18
25	John Blackwell	g	4-11	1-4	5-7	0	3	3	2	14	2	2	0	1	29
04	Kamari McGee	g	1-2	0-1	0-0	0	5	5	2	2	0	0	0	1	24
07	Carter Gilmore	g	4-7	2-3	0-0	0	5	5	2	10	5	0	3	1	30
13	Xavier Amos	g	1-3	0-2	0-1	0	1	1	2	2	1	1	0	0	7
33	Jack Janicki	g	1-3	0-2	0-0	1	1	2	1	2	0	0	0	0	15
Team						0	1	1							
Totals			23-54	9-29	22-28	5	28	33	21	77	15	7	4	3	200

FG % 1st Half: 12-27 44.4% 2nd half: 11-27 40.7% Game: 23-54 42.6% Deadball Rebounds 2
 3FG % 1st Half: 5-17 29.4% 2nd half: 4-12 33.3% Game: 9-29 31.0%
 FT % 1st Half: 8-11 72.7% 2nd half: 14-17 82.4% Game: 22-28 78.6%

Michigan St. 74 • 27-6,17-3 Big Te

##	Player	Total		3-Ptr	Rebounds			PF	TP	A	TO	Blk	Stl	Min	
		FG-FGA	FG-FGA		FT-FTA	Off	Def								Tot
00	Jaxon Kohler	f	3-4	1-1	0-1	2	5	7	3	7	1	0	0	0	15
10	Szymon Zapala	c	0-1	0-0	0-0	1	0	1	1	0	0	0	1	1	9
01	Jeremy Fears Jr.	g	5-8	0-1	4-4	0	3	3	4	14	6	1	0	0	26
03	Jaden Akins	g	2-8	1-4	1-3	0	1	1	4	6	0	1	1	0	29
11	Jase Richardson	g	5-10	4-5	7-7	1	6	7	3	21	1	2	1	0	31
05	Tre Holloman	g	3-12	1-5	3-4	0	2	2	1	10	2	0	0	0	26
08	Frankie Fidler	g	1-4	0-0	0-0	0	1	1	0	2	0	0	0	0	9
15	Carson Cooper	g	2-3	0-0	4-4	3	7	10	1	8	3	1	0	0	28
34	Xavier Booker	g	0-1	0-1	0-0	0	0	0	0	0	0	2	0	0	4
55	Coen Carr	g	3-8	0-2	0-0	1	3	4	3	6	0	0	0	0	23
Team						0	1	1							
Totals			24-59	7-19	19-24	8	29	37	20	74	13	7	2	1	200

FG % 1st Half: 10-29 34.5% 2nd half: 14-30 46.7% Game: 24-59 40.7% Deadball Rebounds 4,1
 3FG % 1st Half: 4-10 40.0% 2nd half: 3-9 33.3% Game: 7-19 36.8%
 FT % 1st Half: 9-11 81.8% 2nd half: 10-13 76.9% Game: 19-24 79.2%

Officials: Randy Richardson,Brian Dorsey,Keith Kimble
 Technical fouls: Wisconsin-John Blackwell, Michigan St.-Tre Holloman.
 Attendance: 2024-25 Men's Basketball. Round: 0. Michigan St. vs Wisconsin. Played at Gain

Score by periods	1st	2nd	Total
Wisconsin	37	40	77
Michigan St.	33	41	74

Last FG - WISC 2nd-01:11, MSU 2nd-01:03.
 Largest lead - WISC by 7 2nd-12:51, MSU by 9 1st-16:07.
 WISC led for 18:54. MSU led for 19:27. Game was tied for 01:39.

In	Off	2nd	Fast	Bench	
Points	Paint	T/O	Chance	Break	Bench
WISC	24	8	0	0	16
MSU	30	7	9	8	26

Score tied - 4 times.
 Lead changed - 3 times.

Official Basketball Box Score -- Game Totals -- Final Statistics
New Mexico vs Michigan St.
03/23/25 8:40 pm at Cleveland, OH

New Mexico 63 • 27-8,17-3 MOUNTA

##	Player	Total		3-Ptr	Rebounds			PF	TP	A	TO	Blk	Stl	Min	
		FG-FGA	FG-FGA		FT-FTA	Off	Def								Tot
08	Filip Borovicinan	f	1-4	1-2	1-2	1	6	7	3	4	0	2	0	0	28
22	Mustapha Amzil	f	6-8	2-3	0-0	2	2	4	3	14	0	1	0	1	36
23	Nelly Joseph	f	7-9	0-0	2-4	1	6	7	5	16	1	1	0	2	29
02	Donovan Dent	g	7-18	0-0	0-0	1	1	2	1	14	6	4	0	0	38
03	Tru Washington	g	3-11	0-5	2-4	0	3	3	3	8	0	0	1	1	35
00	CJ Noland	g	1-4	0-2	0-0	0	0	0	3	2	0	0	0	1	17
01	Braden Appelhans	g	0-0	0-0	0-0	0	0	0	0	0	0	0	0	0	1
06	Atiki Ally Atiki	g	1-1	0-0	0-0	1	2	3	2	2	0	1	0	0	9
24	Jovan Milicevic	g	1-1	1-1	0-0	0	2	2	2	3	0	0	0	0	7
Team						0	0	0							
Totals			27-56	4-13	5-10	6	22	28	22	63	7	10	1	5	200

FG % 1st Half: 12-28 42.9% 2nd half: 15-28 53.6% Game: 27-56 48.2% Deadball Rebounds 3,1
 3FG % 1st Half: 3-8 37.5% 2nd half: 1-5 20.0% Game: 4-13 30.8%
 FT % 1st Half: 4-6 66.7% 2nd half: 1-4 25.0% Game: 5-10 50.0%

Michigan St. 71 • 29-6,17-3 Big Te

##	Player	Total		3-Ptr	Rebounds			PF	TP	A	TO	Blk	Stl	Min	
		FG-FGA	FG-FGA		FT-FTA	Off	Def								Tot
00	Jaxon Kohler	f	2-3	0-0	0-0	0	2	2	1	4	1	1	0	0	17
10	Szymon Zapala	c	2-3	0-0	0-0	2	3	5	2	4	0	1	1	0	11
01	Jeremy Fears Jr.	g	0-2	0-0	5-8	0	3	3	1	5	2	1	1	0	27
03	Jaden Akins	g	7-11	2-4	0-0	0	1	1	0	16	1	2	1	0	30
11	Jase Richardson	g	7-11	0-5	4-4	2	2	4	2	6	4	1	0	2	30
05	Tre Holloman	g	5-13	2-5	2-4	0	1	1	0	14	4	0	1	3	25
08	Frankie Fidler	g	4-7	0-1	2-5	0	1	1	2	10	1	0	1	0	18
15	Carson Cooper	g	1-2	0-0	2-3	2	6	8	3	4	0	2	1	0	17
55	Coen Carr	g	2-3	0-0	4-4	3	3	6	0	8	1	1	1	0	25
Team						2	1	3							
Totals			24-54	4-15	19-28	11	23	34	11	71	14	9	7	6	200

FG % 1st Half: 11-26 42.3% 2nd half: 13-28 46.4% Game: 24-54 44.4% Deadball Rebounds 5,2
 3FG % 1st Half: 1-9 11.1% 2nd half: 3-6 50.0% Game: 4-15 26.7%
 FT % 1st Half: 6-10 60.0% 2nd half: 13-18 72.2% Game: 19-28 67.9%

Officials: Anthony Chiazza,Michael Irving,Tery Oglesby
 Technical fouls: New Mexico-None, Michigan St.-None.
 Attendance: 15791
 Second Round
 2024-25 Men's Basketball. Round: 3. Michigan St. vs New Mexico. Played at Rock

Score by periods	1st	2nd	Total
New Mexico	31	32	63
Michigan St.	29	42	71

Last FG - UNM 2nd-00:41, MSU 2nd-00:49.
 Largest lead - UNM by 10 1st-09:10, MSU by 10 2nd-01:32.
 UNM led for 20:55. MSU led for 15:08. Game was tied for 03:57.

In	Off	2nd	Fast	Bench	
Points	Paint	T/O	Chance	Break	Bench
UNM	42	8	9	3	7
MSU	36	14	8	17	36

Score tied - 5 times.
 Lead changed - 3 times.

Official Basketball Box Score -- Game Totals -- Final Statistics
Bryant vs Michigan St.
03/21/25 10:00 pm at Cleveland, OH

Bryant 62 • 23-12,14-2 Ameri

##	Player	Total		3-Ptr	Rebounds			PF	TP	A	TO	Blk	Stl	Min	
		FG-FGA	FG-FGA		FT-FTA	Off	Def								Tot
05	Barry Evans	f	3-7	1-2	0-0	1	4	5	1	7	4	1	0	0	35
07	Connor Withers	f	1-5	1-5	2-2	0	3	3	2	5	3	2	2	1	37
22	Keyshawn Mitchell	f	3-9	1-4	0-0	2	3	5	4	7	0	0	0	0	24
00	Earl Timberlake	g	6-14	0-0	2-4	1	3	4	2	14	5	2	2	1	33
24	Rafael Pinzon	g	9-26	2-12	1-3	0	5	5	3	21	1	1	0	0	37
01	Kvonn Cramer	g	2-3	0-0	0-0	1	1	2	4	4	0	1	1	0	11
11	Kam Farris	g	0-1	0-1	0-0	0	0	0	0	0	0	0	0	0	2
13	Jakai Robinson	g	1-3	0-0	0-0	1	0	1	0	2	0	0	0	3	16
14	Frankie Vassalluzzo	g	1-1	0-0	0-0	1	1	2	0	2	0	0	0	0	1
21	Aaron Davis	g	0-1	0-0	0-0	0	0	0	0	0	0	0	0	0	2
41	Jayden Brown	g	0-0	0-0	0-0	0	0	0	0	0	0	0	0	0	1
50	Josh Ozabor	g	0-0	0-0	0-0	0	0	0	0	0	0	0	0	0	1
Team						2	0	2							
Totals			26-70	5-24	5-9	9	20	29	16	62	13	7	5	5	200

FG % 1st Half: 12-37 32.4% 2nd half: 14-33 42.4% Game: 26-70 37.1% Deadball Rebounds 5
 3FG % 1st Half: 4-13 30.8% 2nd half: 1-11 9.1% Game: 5-24 20.8%
 FT % 1st Half: 0-1 0.0% 2nd half: 5-8 62.5% Game: 5-9 55.6%

Michigan St. 87 • 28-6,17-3 Big Te

##	Player	Total		3-Ptr	Rebounds			PF	TP	A	TO	Blk	Stl	Min	
		FG-FGA	FG-FGA		FT-FTA	Off	Def								Tot
00	Jaxon Kohler	f	2-6	0-0	0-0	5	4	9	2	4	1	2	1	0	19
10	Szymon Zapala	c	0-0	0-0	0-0	0	3	3	1	0	0	0	0	0	4
01	Jeremy Fears Jr.	g	2-6	1-4	6-8	1	2	3	3	11	6	3	1	1	29
03	Jaden Akins	g	4-15	2-10	1-3	0	5	5	2	11	1	0	0	2	29
11	Jase Richardson	g	5-11	3-4	2-3	0	3	3	1	15	2	0	0	0	29
02	Kur Teng	g	0-1	0-1	0-0	0	0	0	0	0	0	1	0	0	3
05	Tre Holloman	g	4-8	4-5	2-2	0	2	2	1	14	4	0	0	0	23
07	Gehrig Normand	g	0-1	0-1	0-0	0	0	0	0	0	0	0	0	0	2
08	Frankie Fidler	g	3-6	0-1	0-0	3	3	6	1	6	0	1	0	0	17
15	Carson Cooper	g	3-5	0-0	0-0	4	5	9	3	6	0	2	0	0	17
20	Nick Sanders	g	1-1	0-0	0-0	0	0	0	0	2	0	0	0	0	2
34	Xavier Booker	g	0-0	0-0	0-0	1	0	1	1	0	0	0	0	0	3
55	Coen Carr	g	7-10	0-0	4-5	6	3	9	0	18	2	2	1	0	23
Team						1	3	4							
Totals			31-70												

GAME-BY-GAME STARTING LINEUPS

BASKETBALL



Opponent	Guard	Guard	Forward / Guard	Forward	Center	Record w/
at Northern Michigan (exhibition)	Fears Jr.	Akins	Fidler	Booker	Zapala	
FERRIS STATE	Fears Jr.	Akins	Fidler	Booker	Zapala	
MONMOUTH	Fears Jr.	Akins	Fidler	Booker	Zapala	1-0
NIAGARA	Fears Jr.	Akins	Fidler	Booker	Zapala	2-0
vs. Kansas	Fears Jr.	Akins	Fidler	Booker	Zapala	2-1
BOWLING GREEN	Fears Jr.	Akins	Fidler	Kohler	Zapala	1-0
SAMFORD	Fears Jr.	Akins	Fidler	Kohler	Zapala	2-0
vs. Colorado	Fears Jr.	Akins	Fidler	Kohler	Zapala	3-0
vs. Memphis	Fears Jr.	Akins	Fidler	Kohler	Zapala	3-1
vs. North Carolina	Fears Jr.	Akins	Holloman (G)	Kohler	Zapala	1-0
at Minnesota	Fears Jr.	Akins	Holloman (G)	Kohler	Zapala	2-0
NEBRASKA	Fears Jr.	Akins	Holloman (G)	Kohler	Zapala	3-0
Oakland	Fears Jr.	Akins	Holloman (G)	Kohler	Zapala	4-0
FLORIDA ATLANTIC	Fears Jr.	Akins	Holloman (G)	Kohler	Zapala	5-0
WESTERN MICHIGAN	Fears Jr.	Akins	Holloman (G)	Kohler	Zapala	6-0
at Ohio State	Fears Jr.	Akins	Holloman (G)	Kohler	Zapala	7-0
WASHINGTON	Fears Jr.	Akins	Holloman (G)	Kohler	Zapala	8-0
at Northwestern	Fears Jr.	Akins	Holloman (G)	Kohler	Zapala	9-0
PENN STATE	Fears Jr.	Akins	Holloman (G)	Kohler	Zapala	10-0
ILLINOIS	Fears Jr.	Akins	Holloman (G)	Kohler	Zapala	11-0
at Rutgers	Fears Jr.	Akins	Holloman (G)	Kohler	Zapala	12-0
MINNESOTA	Fears Jr.	Akins	Holloman (G)	Kohler	Zapala	13-0
at USC	Fears Jr.	Akins	Holloman (G)	Kohler	Zapala	13-1
at UCLA	Fears Jr.	Akins	Holloman (G)	Kohler	Zapala	13-2
OREGON	Richardson	Akins	Holloman (G)	Kohler	Zapala	1-0
INDIANA	Fears Jr.	Akins	Richardson (G)	Kohler	Zapala	0-1
at Illinois	Fears Jr.	Akins	Richardson (G)	Kohler	Zapala	1-1
PURDUE	Fears Jr.	Akins	Richardson (G)	Kohler	Zapala	2-1
at Michigan	Fears Jr.	Akins	Richardson (G)	Kohler	Zapala	3-1
at Maryland	Fears Jr.	Akins	Richardson (G)	Kohler	Zapala	4-1
WISCONSIN	Fears Jr.	Akins	Richardson (G)	Kohler	Zapala	5-1
at Iowa	Fears Jr.	Akins	Richardson (G)	Kohler	Zapala	6-1
MICHIGAN	Fears Jr.	Akins	Richardson (G)	Kohler	Zapala	7-1
vs. Oregon	Fears Jr.	Akins	Richardson (G)	Kohler	Zapala	8-1
vs. Wisconsin	Fears Jr.	Akins	Richardson (G)	Kohler	Zapala	8-2
vs. Bryant	Fears Jr.	Akins	Richardson (G)	Kohler	Zapala	9-2
vs. New Mexico	Fears Jr.	Akins	Richardson (G)	Kohler	Zapala	10-2
vs. Ole Miss						

GAME-BY-GAME INFO

SPARTANS



Opponent	Points Leader	Rebounds Leader	Assists Leader	Attendance	FG%
at Northern Michigan (exhibition)	Jase Richardson – 11	Szymon Zapala – 9	Jase Richardson – 4	11,500	43.1%
FERRIS STATE (exhibition)	Frankie Fidler – 14	Jaxon Kohler – 11	Tre Holloman – 9	14,797	43.8%
MONMOUTH	Jaden Akins – 23	Jaden Akins – 9	Jeremy Fears Jr. – 8	14,797	49.2%
NIAGARA	Jaxon Kohler – 20	Jaxon Kohler – 10	Jeremy Fears Jr. – 8	14,797	52.5%
vs. Kansas	Frankie Fidler – 15	Jaxon Kohler – 10	Jeremy Fears Jr. – 8	16,107	34.8%
BOWLING GREEN	Jaden Akins – 13	Jaden Akins – 12	Jaden Akins – 6	14,797	45.2%
SAMFORD	Jaden Akins – 25	Jaxon Kohler/Szymon Zapala – 6	Tre Holloman – 9	14,797	50.9%
vs. Colorado	Jase Richardson – 13	Szymon Zapala – 8	Jeremy Fears Jr. – 6	2,400	49.2%
vs. Memphis	Jase Richardson – 18	Jaxon Kohler – 8	Fears/Holloman – 3	2,400	42.3%
vs. North Carolina	Tre Holloman – 19	Xavier Booker/Coen Carr – 7	Tre Holloman – 7	2,400	54.1%
at Minnesota	Coen Carr – 12	Jaxon Kohler – 11	Tre Holloman – 8	8,424	52.7%
NEBRASKA	Jaden Akins – 18	Jaxon Kohler – 12	Jeremy Fears Jr. – 8	14,797	51.8%
Oakland	Xavier Booker – 18	Jaxon Kohler – 10	Jeremy Fears Jr. – 4	12,011	43.3%
FLORIDA ATLANTIC	Coen Carr – 17	Jaxon Kohler – 12	Jeremy Fears Jr. – 8	14,797	44.9%
WESTERN MICHIGAN	Jaden Akins – 18	Szymon Zapala – 9	Holloman/Fears Jr. – 6	14,797	50.0%
at Ohio State	Szymon Zapala – 15	Jaxon Kohler – 10	Jeremy Fears Jr. – 7	13,604	43.6%
WASHINGTON	Jaden Akins – 20	Carson Cooper/Jaxon Kohler – 7	Jeremy Fears Jr. – 10	14,797	52.5%
at Northwestern	Jaden Akins – 14	Cooper/Fidler/Kohler/Zapala – 5	Jeremy Fears Jr. – 8	7,039	50.0%
PENN STATE	Frankie Fidler – 18	Frankie Fidler – 7	Jeremy Fears Jr. – 7	14,797	47.1%
ILLINOIS	Tre Holloman – 17	Carson Cooper – 8	Jeremy Fears Jr. – 6	14,797	43.1%
at Rutgers	Jase Richardson – 20	Coen Carr – 8	Tre Holloman – 5	17,480	48.2%
MINNESOTA	Tre Holloman – 12	Carson Cooper – 11	Jase Richardson – 8	14,797	44.6%
at USC	Jeremy Fears Jr. – 12	Jaxon Kohler – 8	Jeremy Fears Jr. – 6	8,251	42.1%
at UCLA	Jaden Akins – 15	Carson Cooper – 9	Jeremy Fears Jr. – 5	10,074	37.7%
OREGON	Jase Richardson – 29	Jaxon Kohler – 12	Tre Holloman – 8	14,797	50.0%
INDIANA	Jaden Akins – 14	Jaxon Kohler – 7	Tre Holloman – 7	14,797	38.2%
at Illinois	Jaxon Kohler – 23	Jaxon Kohler – 10	Jeremy Fears Jr. – 5	15,544	48.5%
PURDUE	Jase Richardson – 12	Carr, Kohler, Zapala – 4	Holloman/Fears Jr. – 6	14,797	58.3%
at Michigan	Jase Richardson – 21	Carson Cooper – 8	Tre Holloman – 4	12,707	45.9%
at Maryland	Jase Richardson – 15	Carson Cooper, Jase Richardson – 8	Tre Holloman – 3	17,950	33.8%
WISCONSIN	Jaden Akins – 19	Jaxon Kohler – 16	Jase Richardson – 6	14,797	39.4%
at Iowa	Jase Richardson – 22	Jaxon Kohler – 6	Jaden Akins, Tre Holloman – 4	10,347	47.6%
MICHIGAN	Tre Holloman – 20	Carson Cooper – 8	Jeremy Fears Jr. – 6	14,797	44.6%
vs. Oregon	Jase Richardson – 17	Coen Carr – 8	Jeremy Fears Jr. – 5	13,298	46.3%
vs. Wisconsin	Jase Richardson – 21	Jase Richardson – 10	Jeremy Fears Jr. – 6	13,612	40.7%
vs. Bryant	Coen Carr – 18	Carr/Cooper/Kohler – 9	Jeremy Fears Jr. – 6	17,362	44.3%
vs. New Mexico	Jaden Akins – 16	Carson Cooper – 8	Fears/Richardson – 4	15,791	44.4%
vs. Ole Miss					

SPECIALTY STATS

SPARTANS



Opponent	Points off TO (MSU-Opp.)	Points In Paint (MSU-Opp.)	2nd Chance Points (MSU-Opp.)	Fast Break Points (MSU-Opp.)	Bench Points (MSU-Opp.)	Largest Lead	Largest Deficit	Lead Changes	Ties
at Northern Michigan (ex.)	10-9	20-22	15-9	12-5	36-32	27	0	0	1
FERRIS STATE (EX.)	24-10	42-30	8-12	30-14	47-35	21	0	0	0
MONMOUTH	17-10	48-8	13-9	25-15	33-22	24	0	0	0
NIAGARA	27-9	52-20	21-3	28-8	56-18	38	7	2	1
vs. Kansas	8-7	36-42	10-8	18-13	39-15	2	10	2	11
BOWLING GREEN	11-13	36-40	13-8	15-14	37-6	16	12	6	8
SAMFORD	27-13	40-32	10-13	36-8	30-37	13	13	1	2
vs. Colorado	8-3	50-28	13-7	22-6	40-13	20	3	8	4
vs. Memphis	10-22	22-32	6-8	5-11	26-11	3	15	4	4
vs. North Carolina	11-14	50-30	11-3	11-14	45-41	14	1	5	3
at Minnesota	7-14	36-28	12-14	27-2	43-30	21	3	2	3
NEBRASKA	19-14	32-24	17-3	18-7	43-22	42	0	0	2
Oakland	12-6	36-12	25-7	8-7	33-27	20	2	2	4
FLORIDA ATLANTIC	14-6	36-38	13-14	27-17	43-33	20	3	7	3
WESTERN MICHIGAN	17-14	36-28	11-8	23-16	41-18	20	6	2	1
at Ohio State	16-18	22-38	12-16	9-7	23-19	14	4	8	3
WASHINGTON	13-17	44-26	2-9	28-2	37-20	41	1	1	0
at Northwestern	18-11	36-26	7-14	4-5	29-11	23	5	3	2
PENN STATE	25-13	48-34	21-6	20-14	45-30	12	0	0	0
ILLINOIS	4-10	40-44	8-12	8-14	34-40	7	10	5	10
at Rutgers	9-14	42-26	12-11	21-15	50-34	13	7	2	3
MINNESOTA	9-13	30-20	13-2	17-3	32-10	22	0	0	0
at USC	8-12	34-34	17-13	9-4	30-9	0	15	0	0
at UCLA	4-19	26-22	12-9	9-3	26-19	7	11	8	8
OREGON	10-28	28-24	14-8	11-13	14-24	12	14	5	3
INDIANA	10-13	32-38	17-9	19-17	33-32	12	9	1	1
at Illinois	21-10	40-30	18-10	6-2	33-21	14	16	9	7
PURDUE	19-8	42-24	4-7	21-7	35-11	13	7	6	4
at Michigan	20-11	32-34	13-8	10-10	31-13	13	8	4	3
at Maryland	8-8	28-16	10-0	11-5	23-0	9	3	7	10
WISCONSIN	7-11	32-32	12-9	20-8	28-10	10	9	11	7
at Iowa	20-11	42-40	11-6	16-11	25-25	17	14	5	3
MICHIGAN	18-11	22-30	10-10	14-9	32-5	25	1	2	1
vs. Oregon	13-15	28-40	16-4	9-15	27-12	16	2	6	4
vs. Wisconsin	7-8	30-24	9-0	8-0	26-16	9	7	3	4
vs. Bryant	8-10	40-34	31-6	15-0	46-8	27	5	3	6
vs. New Mexico	14-8	36-42	8-9	17-3	36-7	10	10	3	5

DUNK TRACKER

SPARTANS



Opponent	Akins	Booker	Carr	Cooper	Fears	Fidler	Holloman	Kohler	Richardson	Zapala
MONMOUTH	3	1	2	-	-	-	-	-	-	1
NIAGARA	1	-	3	-	-	-	-	1	-	1
vs. Kansas	-	-	1	2	-	-	-	-	-	1
BOWLING GREEN	-	-	4	-	-	-	-	-	-	1
SAMFORD	1	-	2	-	-	-	-	-	1	1
vs. Colorado	-	1	2	-	-	-	-	-	-	1
vs. Memphis	-	-	1	-	-	-	-	-	-	-
vs. North Carolina	-	1	3	2	-	-	-	-	-	-
at Minnesota	-	1	4	-	-	-	-	-	-	1
NEBRASKA	-	1	1	-	-	-	-	-	-	-
Oakland	1	2	-	-	1	-	-	-	-	-
FLORIDA ATLANTIC	-	1	5	-	-	-	-	-	-	1
WESTERN MICHIGAN	-	1	-	4	-	-	-	-	1	-
at Ohio State	-	1	1	-	-	-	-	-	-	3
WASHINGTON	1	3	1	-	-	-	-	-	-	-
at Northwestern	-	1	1	-	-	1	1	1	-	1
PENN STATE	-	-	1	2	-	-	-	-	-	-
ILLINOIS	-	-	1	1	-	-	-	-	-	-
at Rutgers	-	1	3	-	-	-	-	-	-	-
MINNESOTA	-	-	2	3	-	-	-	-	-	-
at USC	-	-	2	1	1	1	-	-	-	1
at UCLA	-	-	1	-	-	-	-	-	-	-
OREGON	1	-	-	-	-	-	-	-	-	-
INDIANA	-	-	-	-	-	-	-	-	-	-
at Illinois	-	-	2	2	-	-	-	-	1	-
PURDUE	-	-	3	2	-	1	-	-	1	3
at Michigan	1	-	2	2	-	-	-	-	-	-
at Maryland	-	-	1	-	-	-	-	-	-	2
WISCONSIN	1	-	2	4	-	-	-	-	-	-
at Iowa	-	-	3	-	1	-	-	-	-	-
MICHIGAN	-	-	-	-	-	-	-	1	1	-
vs. Oregon	1	-	2	-	-	-	-	-	-	-
vs. Wisconsin	-	-	2	-	-	-	-	-	-	-
vs. Bryant	1	-	3	-	1	-	-	-	-	-
vs. New Mexico	2	-	-	-	-	-	-	-	-	-
vs. Ole Miss	-	-	-	-	-	-	-	-	-	-
TOTALS	14	15	61	25	3	3	1	3	4	18

GAME-BY-GAME COMPARISON...

SPARTANS



	1st	2nd	OT	Total	FG-A	Pct.	3FG-A	Pct.	FT-A	Pct.	Off-Def-Tot	PF	A	TO	BLK	ST
Monmouth	27	30	-	57	17-61	.279	8-27	.279	15-16	.938	11-20-31	23	9	15	2	7
at Michigan State	38	43	-	81	30-61	.492	3-18	.167	18-27	.667	15-33-48	15	23	13	8	6
NIAGARA	39	21	-	60	20-53	.377	9-26	.346	11-18	.611	8-20-28	22	11	16	1	5
at Michigan State	46	50	-	96	35-67	.522	6-18	.333	20-25	.800	16-29-45	15	20	9	1	6
Michigan State	24	45	-	69	24-69	.348	3-24	.125	18-21	.857	11-32-43	18	11	11	4	5
vs. Kansas	30	47	-	77	28-69	.406	5-17	.294	16-22	.727	11-36-47	19	17	10	5	7
BOWLING GREEN	43	29	-	72	27-62	.435	5-26	.192	13-14	.929	9-19-28	26	12	12	4	8
at Michigan State	43	43	-	86	27-59	.458	4-20	.200	28-32	.875	15-27-42	12	20	11	7	7
SAMFORD	28	47	-	75	28-57	.491	9-26	.346	10-14	.714	11-19-30	21	20	19	4	7
at Michigan State	38	45	-	83	28-55	.509	7-24	.292	20-23	.870	10-20-30	15	21	14	2	13
Colorado	25	31	-	56	20-54	.370	4-19	.211	12-20	.600	7-22-29	14	13	12	7	1
at Michigan State	28	34	-	72	30-61	.492	2-21	.095	10-13	.769	9-33-42	17	11	11	6	4
Memphis	34	37	-	71	26-55	.473	8-23	.348	11-14	.786	6-22-28	19	10	9	4	2
vs. Michigan State	31	32	-	63	22-52	.423	7-20	.350	12-19	.632	12-24-36	16	15	13	1	2
Michigan State	43	39	12	94	33-61	.541	4-16	.250	24-31	.774	8-29-37	19	16	12	4	7
vs. North Carolina	34	48	9	91	32-64	.500	11-23	.478	16-21	.762	5-24-29	22	17	11	4	8
Michigan State	42	48	-	90	29-55	.527	11-22	.500	21-26	.808	12-27-39	16	25	9	5	5
at Minnesota	30	42	-	72	26-59	.441	9-28	.321	11-17	.647	10-17-27	21	15	7	4	5
NEBRASKA	31	21	-	52	18-54	.333	4-22	.182	12-18	.667	4-15-19	20	8	11	0	8
at Michigan State	41	48	-	89	29-56	.518	9-23	.391	22-23	.957	12-36-48	17	20	17	5	4
Michigan State	31	46	-	77	26-60	.433	6-17	.353	19-23	.826	20-31-51	14	14	12	3	11
vs. Oakland	30	28	-	58	19-63	.302	11-31	.355	9-17	.529	15-16-31	17	12	8	6	5
FLORIDA ATLANTIC	29	40	-	69	27-68	.397	4-22	.182	11-14	.786	10-26-36	22	16	9	4	5
at Michigan State	42	44	-	86	31-69	.449	8-21	.381	16-20	.800	14-34-48	17	21	10	6	3
WESTERN MICHIGAN	24	38	-	62	24-58	.414	7-23	.304	7-17	.412	11-19-30	17	14	17	2	8
at Michigan State	37	43	-	80	27-54	.500	6-20	.300	20-22	.909	8-29-37	14	20	17	7	6
Michigan State	37	32	-	69	24-55	.436	3-18	.167	18-22	.818	12-22-34	13	13	16	5	5
at Ohio State	29	33	-	62	22-60	.367	7-27	.259	11-16	.688	15-18-33	19	9	16	2	11
WASHINGTON	13	41	-	54	18-55	.327	3-16	.188	15-23	.652	9-21-30	16	11	15	6	6
at Michigan State	42	46	-	88	32-61	.525	7-21	.333	17-18	.944	9-31-40	17	24	12	6	1
Michigan State	47	31	-	78	27-54	.500	4-8	.500	20-27	.741	10-27-37	22	18	11	5	8
at Northwestern	28	40	-	68	21-59	.356	5-25	.200	21-27	.778	14-16-30	21	10	12	4	6
PENN STATE	36	49	-	85	28-53	.528	10-24	.417	19-25	.760	8-24-32	22	20	14	4	4
at Michigan State	46	44	-	90	32-68	.471	6-23	.261	20-24	.833	15-21-36	21	24	10	5	8
ILLINOIS	36	42	-	78	28-66	.424	5-24	.208	17-27	.630	15-26-41	20	16	10	2	3
at Michigan State	36	44	-	80	28-65	.431	3-10	.300	21-27	.778	13-27-40	20	14	8	5	2
Michigan State	35	46	-	81	27-56	.482	5-19	.263	22-26	.846	10-34-44	19	19	15	8	2
at Rutgers	32	42	-	74	23-68	.338	9-30	.300	19-25	.760	15-19-34	20	9	6	2	10
MINNESOTA	16	35	-	51	21-51	.412	6-17	.353	3-5	.600	5-17-22	19	15	12	5	6
at Michigan State	36	37	-	73	25-56	.446	8-25	.320	15-20	.750	13-27-40	13	20	9	6	7
Michigan State	32	32	-	64	24-57	.421	5-15	.333	11-19	.579	11-23-34	17	16	13	3	5
at USC	35	35	-	70	24-57	.421	7-22	.318	15-19	.789	10-23-33	20	9	11	2	2
Michigan State	28	33	-	61	20-53	.377	5-22	.227	16-19	.842	14-31-45	15	13	16	4	3
at UCLA	35	28	-	63	21-60	.350	7-28	.250	14-19	.737	8-19-27	18	13	3	2	8
OREGON	50	24	-	74	24-61	.393	10-27	.370	16-23	.696	11-16-27	22	12	8	4	6
at Michigan State	36	50	-	86	27-54	.500	8-18	.444	24-27	.889	10-30-40	20	14	12	4	4
INDIANA	32	39	-	71	24-50	.480	3-13	.231	20-28	.714	7-24-31	18	10	9	2	8
at Michigan State	29	38	-	67	21-55	.382	4-23	.174	21-25	.840	12-24-36	24	15	11	4	2
Michigan State	37	42	-	79	33-68	.485	5-12	.417	8-13	.615	14-27-41	15	12	7	5	5
at Illinois	41	24	-	65	24-63	.381	7-33	.212	10-13	.769	12-24-36	14	10	11	4	4
PURDUE	31	35	-	66	24-47	.511	9-24	.375	9-11	.818	5-16-21	20	16	12	3	4
at Michigan State	33	42	-	75	28-48	.583	4-13	.308	15-21	.714	5-18-23	13	20	8	2	10
Michigan State	34	41	-	75	28-61	.459	9-22	.409	10-15	.667	14-20-34	19	12	11	0	6
at Michigan	38	24	-	62	23-50	.460	5-21	.238	11-18	.611	7-18-25	14	12	15	2	5
Michigan State	21	37	-	58	22-65	.338	4-15	.267	10-12	.833	13-32-45	19	7	12	3	6
at Maryland	23	32	-	55	15-48	.313	4-20	.200	21-26	.808	4-29-33	13	4	11	4	7
WISCONSIN	34	28	-	62	22-65	.338	5-32	.156	13-16	.813	8-32-40	15	9	9	4	3
at Michigan State	32	39	-	71	28-71	.394	9-27	.333	6-13	.462	13-38-51	17	20	9	6	4
Michigan State	30	61	-	91	31-61	.508	9-27	.333	20-30	.667	10-26-36	15	15	8	5	6
at Iowa	37	47	-	84	30-63	.476	9-23	.391	15-18	.833	10-25-35	25	18	10	5	4
MICHIGAN	28	34	-	62	19-52	.365	3-24	.125	21-29	.724	9-21-30	24	10	15	2	9
at Michigan State	50	29	-	79	25-56	.446	9-24	.375	20-24	.833	12-27-39	23	16	15	5	8
OREGON	32	32	-	64	25-53	.472	4-19	.211	10-14	.714	6-23-29	21	10	15	2	4
at Michigan State	42	32	-	74	25-54	.463	7-15	.467	17-29	.586 </						



SCORING

Player scored 30 points:

Tyson Walker at Indiana (3/10/24) scored 30 points

Player scored 35 points:

Tyson Walker vs. James Madison (11/6/23) scored 35 points

Player scored 40 points:

Adreian Payne vs. Delaware (3/20/14) scored 41 points

Player scored 45 points:

Scott Skiles vs. Minnesota (1/18/86) scored 45 points

Scored 20 points in a half:

Tyson Walker at Indiana (3/10/24) scored 20 in the second half

Scored 20 points in three straight games:

Tyson Walker (22 vs. Indiana State – 12/30/23, 22 vs. Penn State – 1/4/24, 27 at Northwestern – 1/7/24)

Scored 20 points in four straight games:

Cassius Winston (21 vs. Eastern Michigan – 12/21/19, 21 vs. Illinois – 1/2/20, 32 vs. Michigan – 1/5/20, 27 vs. Minnesota – 1/9/20)

Scored 20 points in five straight games:

Cassius Winston (21 at Northwestern – 12/18/19, 21 vs. Eastern Michigan – 12/21/19, 21 vs. Illinois – 1/2/20, 32 vs. Michigan – 1/5/20, 27 vs. Minnesota – 1/9/20)

Three players with 20 points:

12/21/2005 at UW-Green Bay (Shannon Brown – 26 pts., Maurice Ager – 25 pts., Paul Davis – 25 pts.)

Five players in double figures:

3/6/25 at Iowa – (Jase Richardson – 22; Jaden Akins – 15; Jaxon Kohler – 15; Jeremy Fears Jr – 14; Tre Holloman – 11)

Six players in double figures:

11/27/24 vs. North Carolina (Tre Holloman – 19, Jaden Akins – 14, Coen Carr – 14, Jeremy Fears Jr. – 13, Frankie Fidler – 13, Xavier Booker – 12)

Seven players in double figures:

11/16/24 vs. Bowling Green (Jaden Akins – 13; Carson Cooper – 12; Frankie Fidler – 12; Tre Holloman – 11; Coen Carr – 11; Jeremy Fears Jr. – 10; Jaxon Kohler – 10)

Team scored 100 points:

106 points at Iowa (OT) (2/25/23)

Team scored 100 points/Big Ten game:

106 points at Iowa (OT) (2/25/23)

Team scored less than 20 points in a half:

17 at Maryland (second half) (1/21/24)

Team scored less than 15 points in a half:

14 vs. Maryland (12/30/14)

Team scored less than 50 points in a game:

42 at Purdue (1/12/20)

Team scored less than 40 points in a game:

37 points at Rutgers (1/28/21)

36 points vs. Iowa (1/12/08)

FIELD GOALS

Player made 10 field goals:

Jaden Akins made 10-of-15 field goals vs. Samford (11/19/24)

Player made 15 field goals:

Shawn Respert vs. Iowa (3/8/95) made 15 field goals

Player made 20 field goals:

Scott Skiles vs. Minnesota (1/18/86) made 20 field goals

Player attempted 20 field goals:

Tyson Walker at Indiana (3/10/24) attempted 21 field goals

Player shot 1.000 pct from the field (min. 10 attempts):

Nick Ward vs. Iowa (12/3/2018) went 10-of-10

Team shot 60 percent in a half:

.613 (19-of-31) in the second half at Iowa (3/6/25)

Team shot 70 percent in a half:

.765 (13-of-17) in the second half at Ohio State (1/5/19)

Team shot 60 percent in both halves:

12/16/23 vs. Baylor (.630 – .636)

Team shot 60 percent in a game:

.633 (31-of-49) vs. Baylor (12/16/23)

Team shot 65 percent in a game:

.682 (30-of-44) at Illinois (1/22/18)

Team shot 70 percent in a game:

.733 (33-45) vs. Ohio State (2/7/04)

Team shot under 25 percent in a half:

.222 (4-of-18) vs. Purdue (1/8/21)

Team shot under 40 percent in a game:

.338 (22-of-65) at Maryland (2/26/25)

Team shot under 30 percent in a game:

.286 (16-of-56) at Rutgers (1/28/21)

3-POINT FIELD GOALS

Player made five 3-pointers:

Tre Holloman made 5-of-5 field goals vs. Alcorn State (11/19/23)

Player made six 3-pointers:

Joey Hauser made 6-of-11 at Nebraska (2/28/23)

Player made seven 3-pointers:

Jaden Akins made 7-of-10 vs. Michigan (1/30/24)

Player made eight 3-pointers:

Bryn Forbes made 11-of-16 at Rutgers (3/2/16)

Player made 10 3-pointers:

Bryn Forbes made 11-of-16 at Rutgers (3/2/16)

Player attempted 10 3-pointers:

Pierre Brooks II made 3-of-11 vs. Oregon (11/25/22)

Player attempted 15 3-pointers:

Bryn Forbes made 11-of-16 at Rutgers (3/2/16)

Team made at least 10 3-pointers (min. 10 att.):

3/21/25 vs. Bryant (10-of-26, 38.5%)

Team did not make a 3-pointer:

1/13/23 at Illinois (0-of-7)

Team attempted 25 3-pointers:

3/21/25 vs. Bryant (10-of-26, 38.5%)

Team attempted 30 3-pointers:

12/21/23 vs. Stony Brook (12-of-31, 38.7%)

Team shot 50 percent 3FGs (min. 10 att.):

12/4/24 at Minnesota (11-of-22, 50.0%)

FREE THROWS

Player made 10 for 10 or better:

Adreian Payne made 17-of-17 vs. Delaware (3/20/14)

Tyson Walker made 10-of-10 vs. Indiana State (12/30/23)

Frankie Fidler made 10-of-10 vs. Bowling Green (11/16/24)

Player made at least 10 free throws:

A.J. Hoggard made 12-of-13 vs. Illinois (2/10/24)

Team shot 90 percent FTs:

.944 (17-of-18) vs. Washington (1/9/25)

Team shot under 50 percent FTs:

.462 vs. Wisconsin (3/2/25) 6-of-13

Team made less than five FTs:

4 vs. Michigan (1/30/24) 4-of-8

Team attempted 40 FTs:

42 vs. Oakland (12/22/15) 29-of-42

Team attempted five or less FTs:

1 at Ohio State (2/12/23) 1-of-1



REBOUNDS

Player had 15 rebounds:

Jaxon Kohler vs. Wisconsin (3/2/25), 16 rebounds

Player had 20 rebounds:

Miles Bridges vs. Savannah State (12/31/17), 21 rebounds

Player had 25 rebounds:

Greg Kelsner vs. Wisconsin (1/23/76), 27 rebounds

Player had 10+ rebounds in 3-straight games:

Jaxon Kohler – 11 at Minnesota (12/4/24, 12 vs. Nebraska (12/7/24) and 10 vs. Oakland (12/17/24)

Player had 10+ rebounds in 4-straight games:

Jaxon Kohler – 11 at Minnesota (12/4/24, 12 vs. Nebraska (12/7/24), 10 vs. Oakland (12/17/24) and 12 vs. Florida Atlantic (12/21/24)

Player had 10+ rebounds in 6-straight games:

Xavier Tillman – 14 at Wisconsin (2/1/20), 11 vs. Penn State (2/4/20), 12 at Michigan (2/8/20), 11 at Illinois (2/11/20), 11 vs. Maryland (2/15/20) and 11 at Nebraska (2/20/20)

Two players had double-figure rebounds:

Joey Hauser (10) and Mady Sissoko (10) vs. Marquette (3/19/23)

Team had 50 rebounds:

54 vs. Bryant (3/21/25)

Team had 60 rebounds:

66 vs. McNeese State (11/08/13)

Team had +20 rebound margin:

+25 (54-29) vs. Bryant (3/21/25)

DOUBLE-DOUBLES

Points & Rebounds:

Jaxon Kohler vs. Wisconsin (3/2/25) – 10 points, 16 rebounds

Points & Assists:

Jeremy Fears Jr. (1/9/25) – 12 points, 10 assists

Consecutive Games:

Jaxon Kohler vs. Niagara (11/7/24) – 20 points, 13 rebounds / vs. Kansas (11/12/24) – 12 points, 10 rebounds

Three Consecutive Games:

Xavier Tillman at Michigan (17 pts., 12 reb.), at Illinois (17 pts., 11 reb.) and vs. Maryland (18 pts., 11 reb.) - 2/8/20 - 2/11/20 - 2/15/20

Four Consecutive Games:

Xavier Tillman at Michigan (17 pts., 12 reb.), at Illinois (17 pts., 11 reb.), vs. Maryland (18 pts., 11 reb.) and at Nebraska (10 pts., 11 reb.) - 2/8/20 - 2/11/20 - 2/15/20 - 2/20/20

Two Players in Same Game:

Joey Hauser – 11 points, 10 rebounds at Duke (12/1/20)

Malik Hall – 10 points, 10 rebounds at Duke (12/1/20)

Three Players in Same Game:

Adreian Payne (10 pts., 10 rebounds), Gary Harris (20 pts., 10 rebounds), Branden Dawson (12 pts., 12 rebounds) vs. McNeese State - 11/8/13

ASSISTS

Player had 10 assists:

Jeremy Fears Jr. (1/9/25) – 10

Player had 12 assists:

A.J. Hoggard at Nebraska (2/28/23) - 14

Player had 15 assists:

Mateen Cleaves vs. Michigan (3/4/00) 20 assists

Player had 20 assists:

Mateen Cleaves vs. Michigan (3/4/00) 20 assists

Player had double digit assists in consecutive games:

Denzel Valentine (10 at Purdue - 2/9/16), (13 vs. Indiana - 2/14/16), (10 vs. Wisconsin - 2/18/16)

Team had 30 assists:

33 vs. Stony Brook (12/21/23)

Team had 35 assists:

35 vs. Savannah State (12/31/17)

BLOCKS

Player blocked five shots:

Szymon Zapala blocked 6 shots at Oakland (12/17/24)

Team blocked 10 shots:

11 at Oakland (12/17/24)

STEALS

Player had five steals:

Jaden Akins (5) at Northwestern (1/12/25)

Team had 10 steals:

10 vs. Purdue (2/18/25)

Team had 15 steals:

15 at Michigan (2/17/24)

15 vs. Baylor (12/16/23)

TURNOVERS

Team committed 20 or more turnovers:

20 vs. Loyola Chicago (11/24/21)

Team committed 25 or more turnovers:

25 at Illinois (1/22/18)

Team committed five or fewer turnovers:

5 vs. Minnesota (1/18/24)

4 vs. Purdue (3/12/22)

Team committed 10 or fewer turnovers:

9 vs. New Mexico (3/23/25)

MISCELLANEOUS

Player led MSU in points, rebounds and assists:

Jaden Akins (11/16/24) vs. Bowling Green, 13 points, 12 rebounds, 6 assists

Player hit last-second shot to win a game:

Tre Holloman at Maryland (2/26/25), 3-pointer from beyond halfcourt at the buzzer

Player played every minute:

Aaron Henry vs. Indiana – 3/2/21

OVERTIME GAMES

MSU won an overtime game:


94-91 OT vs. North Carolina (11/27/24)

MSU lost an overtime game:

79-76 OT vs. James Madison (11/6/23)

TRIPLE-DOUBLES

Denzel Valentine vs. Boston College (11/26/15) 29 points, 11 rebounds, 10 assists



NCAA TOURNAMENT

RECORDS



MSU NCAA TOURNAMENT HISTORY AND RECORDS

NCAA TOURNAMENT APPEARANCES: 37

NCAA TOURNAMENT RECORD: 75-36

FINAL FOUR APPEARANCES: 10

(1957, 1979, 1999, 2000, 2001, 2005, 2009, 2010, 2015, 2019)

NCAA CHAMPIONSHIPS: 2 (1979, 2000)

1957 Midwest Regional (2-2) - FINAL FOUR

3/15/57	Regional Semifinal (Lexington, Ky.)	Notre Dame	W 85-83
3/16/57	Regional Final (Lexington, Ky.)	Kentucky	W 80-68
3/22/57	National Semifinal (Kansas City, Mo.)	North Carolina	L 74-70 (3OT)
3/23/57	National Consolation (Kansas City, Mo.)	San Francisco	L 67-60

1959 Midwest Regional (1-1)

3/13/59	Regional Semifinal (Raleigh, N.C.)	Marquette	W 74-69
3/14/59	Regional Final (Raleigh, N.C.)	Louisville	L 88-81

1978 Midwest Regional (2-1)

3/11/78	First Round (Indianapolis, Ind.)	Providence	W 77-63
3/16/78	Regional Semifinal (Dayton, Ohio)	Western Kentucky	W 90-69
3/18/78	Regional Final (Dayton, Ohio)	Kentucky	L 52-49

1979 Midwest Regional - No. 2 Seed (5-0) NCAA CHAMPS

3/11/79	Second Round (Murfreesboro, Tenn.)	Lamar (10)	W 95-64
3/16/79	Regional Semifinal (Indianapolis, Ind.)	Louisiana State (3)	W 87-71
3/18/79	Regional Final (Indianapolis, Ind.)	Notre Dame (1)	W 80-68
3/24/79	National Semifinal (Salt Lake City, Utah)	Pennsylvania (9)	W 101-67
3/26/79	National Final (Salt Lake City, Utah)	Indiana State (1)	W 75-64

1985 Midwest Regional - No. 10 Seed (0-1)

3/15/85	First Round (Houston, Texas)	Ala.-Birmingham (7)	L 70-68
---------	------------------------------	---------------------	---------

1986 Midwest Regional - No. 5 Seed (2-1)

3/13/86	First Round (Dayton, Ohio)	Washington (12)	W 72-70
3/15/86	Second Round (Dayton, Ohio)	Georgetown (4)	W 80-68
3/21/86	Regional Semifinal (Kansas City, Mo.)	Kansas (1)	L 96-86 (OT)

1990 Southeast Regional - No. 1 Seed (2-1)

3/15/90	First Round (Knoxville, Tenn.)	Murray State (16)	W 75-71 (OT)
3/17/90	Second Round (Knoxville, Tenn.)	UC Santa Barbara (9)	W 62-58
3/23/90	Regional Semifinal (New Orleans, La.)	Georgia Tech (4)	L 81-80 (OT)

1991 West Regional - No. 5 Seed (1-1)

3/15/91	First Round (Tucson, Ariz.)	UW-Green Bay (12)	W 60-58
3/17/91	Second Round (Tucson, Ariz.)	Utah (4)	L 85-84 (2 OT)

1992 Midwest Regional - No. 5 Seed (1-1)

3/20/92	First Round (Dayton, Ohio)	SW Missouri St. (12)	W 61-54
3/22/92	Second Round (Dayton, Ohio)	Cincinnati (4)	L 72-65

1994 Southeast Regional - No. 7 Seed (1-1)

3/18/94	First Round (St. Petersburg, Fla.)	Seton Hall (10)	W 84-73
3/20/94	Second Round (St. Petersburg, Fla.)	Duke (2)	L 85-74

1995 Southeast Regional - No. 3 Seed (0-1)


3/17/95	First Round (Tallahassee, Fla.)	Weber State (14)	L 79-72
---------	---------------------------------	------------------	---------

1998 East Regional - No. 4 Seed (2-1)


3/12/98	First Round (Hartford, Conn.)	Eastern Michigan (13)	W 83-71
3/14/98	Second Round (Hartford, Conn.)	Princeton (5)	W 63-56
3/19/98	Regional Semifinal (Greensboro, N.C.)	North Carolina (1)	L 73-58



Greg Kelsner led all scorers with 19 points vs. Kentucky in 1978.



Averaging nearly 25 points, Scott Skiles led MSU to the 1986 Sweet Sixteen.



Steve Smith scored 32 points in MSU's heartbreaking overtime loss to Georgia Tech in the 1990 Regional Semifinals.



Mateen Cleaves helped MSU advance to the 1998 Sweet Sixteen for the first time since 1990.



Andre Hutson outscored and outrebounded Marcus Fizer in the 2000 Regional Final.



Paul Davis slams home a game-tying basket in the 2003 NCAA Tournament.

1999 Midwest Regional - No. 1 Seed (4-1) - FINAL FOUR

3/12/99	First Round (Milwaukee, Wis.)	Mount St. Mary's (16)	W 76-53
3/14/99	Second Round (Milwaukee, Wis.)	Mississippi (9)	W 74-66
3/19/99	Regional Semifinal (St. Louis, Mo.)	Oklahoma (13)	W 54-46
3/21/99	Regional Final (St. Louis, Mo.)	Kentucky (3)	W 73-66
3/27/99	National Semifinal (St. Petersburg, Fla.)	Duke (1)	L 68-62

2000 Midwest Regional - No. 1 Seed (6-0) - NCAA CHAMPS

3/16/00	First Round (Cleveland, Ohio)	Valparaiso (16)	W 65-38
3/18/00	Second Round (Cleveland, Ohio)	Utah (8)	W 73-61
3/23/00	Regional Semifinal (Auburn Hills, Mich.)	Syracuse (4)	W 75-58
3/25/00	Regional Final (Auburn Hills, Mich.)	Iowa State (2)	W 75-64
4/1/00	National Semifinal (Indianapolis, Ind.)	Wisconsin (8)	W 53-41
4/3/00	National Final (Indianapolis, Ind.)	Florida (5)	W 89-76

2001 South Regional - No. 1 Seed (4-1) - FINAL FOUR

3/16/01	First Round (Memphis, Tenn.)	Alabama State (16)	W 69-35
3/18/01	Second Round (Memphis, Tenn.)	Fresno State (9)	W 81-65
3/23/01	Regional Semifinal (Atlanta, Ga.)	Gonzaga (12)	W 77-62
3/25/01	Regional Final (Atlanta, Ga.)	Temple (11)	W 69-62
3/31/01	National Semifinal (Minneapolis, Minn.)	Arizona (2)	L 80-61

2002 East Regional - No. 10 Seed (0-1)

3/15/02	First Round (Washington, D.C.)	North Carolina St. (7)	L 69-58
---------	--------------------------------	------------------------	---------

2003 South Regional - No. 7 Seed (3-1)

3/21/03	First Round (Tampa, Fla.)	Colorado (10)	W 79-64
3/23/03	Second Round (Tampa, Fla.)	Florida (2)	W 68-46
3/28/03	Regional Semifinal (San Antonio, Texas)	Maryland (6)	W 60-58
3/30/03	Regional Final (San Antonio, Texas)	Texas (1)	L 85-76

2004 St. Louis Regional - No. 7 Seed (0-1)

3/18/04	First Round (Seattle, Wash.)	Nevada (10)	L 72-66
---------	------------------------------	-------------	---------

2005 Austin Regional - No. 5 Seed (4-1) - FINAL FOUR

3/18/05	First Round (Worcester, Mass.)	Old Dominion (12)	W 89-81
3/20/05	Second Round (Worcester, Mass.)	Vermont (13)	W 72-61
3/25/05	Regional Semifinal (Austin, Texas)	Duke (1)	W 78-68
3/27/05	Regional Final (Austin, Texas)	Kentucky (2)	W 94-88 (2OT)
4/2/05	National Semifinal (St. Louis, Mo.)	North Carolina (1)	L 87-71

2006 Washington D.C. Regional - No. 6 Seed (0-1)

3/17/06	First Round (Dayton, Ohio)	George Mason (11)	L 75-65
---------	----------------------------	-------------------	---------

2007 East Regional - No. 9 Seed (1-1)

3/15/07	First Round (Winston-Salem, N.C.)	Marquette (8)	W 61-49
3/17/07	Second Round (Winston-Salem, N.C.)	North Carolina (1)	L 81-67

2008 South Regional - No. 5 Seed (2-1)

3/20/08	First Round (Denver, Colo.)	Temple (12)	W 72-61
3/22/08	Second Round (Denver, Colo.)	Pittsburgh (4)	W 65-54
3/28/08	Regional Semifinal (Houston, Texas)	Memphis (1)	L 92-74

2009 Midwest Regional - No. 2 Seed (5-1) - FINAL FOUR

3/20/09	First Round (Minneapolis, Minn.)	Robert Morris (15)	W 77-62
3/22/09	Second Round (Minneapolis, Minn.)	USC (10)	W 74-69
3/27/09	Regional Semifinal (Indianapolis, Ind.)	Kansas (3)	W 67-62
3/29/09	Regional Final (Indianapolis, Ind.)	Louisville (1)	W 64-52
4/4/09	National Semifinal (Detroit, Mich.)	Connecticut (1)	W 82-73
4/6/09	National Final (Detroit, Mich.)	North Carolina (1)	L 89-72

MSU NCAA TOURNAMENT HISTORY AND RECORDS

2010 Midwest Regional - No. 5 Seed (4-1) - FINAL FOUR

3/19/10	First Round (Spokane, Wash.)	New Mexico St. (12)	W	70-67
3/21/10	Second Round (Spokane, Wash.)	Maryland (4)	W	85-83
3/26/10	Regional Semifinal (St. Louis, Mo.)	Northern Iowa (9)	W	59-52
3/28/10	Regional Final (St. Louis, Mo.)	Tennessee (6)	W	70-69
4/3/10	National Semifinal (Indianapolis, Ind.)	Butler (5)	L	52-50

2011 Southeast Regional - No. 10 Seed (0-1)

3/17/11	Second Round (Tampa, Fla.)	UCLA (7)	L	78-76
---------	----------------------------	----------	---	-------

2012 West Regional - No. 1 Seed (2-1)

3/16/12	Second Round (Columbus, Ohio)	LIU Brooklyn (16)	W	89-67
3/18/12	Third Round (Columbus, Ohio)	Saint Louis (9)	W	65-61
3/22/12	Regional Semifinal (Phoenix, Ariz.)	Louisville (4)	L	57-44

2013 Midwest Regional - No. 3 Seed (2-1)

3/21/13	Second Round (Auburn Hills, Mich.)	Valparaiso (14)	W	65-54
3/23/13	Third Round (Auburn Hills, Mich.)	Memphis (6)	W	70-48
3/29/13	Regional Semifinal (Indianapolis, Ind.)	Duke (2)	L	71-61

2014 East Regional - No. 4 Seed (3-1)

3/20/14	Second Round (Spokane, Wash.)	Delaware (13)	W	93-78
3/22/14	Third Round (Spokane, Wash.)	Harvard (12)	W	80-73
3/28/14	Regional Semifinal (New York, N.Y.)	Virginia (1)	W	61-59
3/30/14	Regional Final (New York, N.Y.)	Connecticut (7)	L	60-54

2015 East Regional - No. 7 Seed (4-1) - FINAL FOUR

3/20/15	Second Round (Charlotte, N.C.)	Georgia (10)	W	70-63
3/22/15	Third Round (Charlotte, N.C.)	Virginia (2)	W	60-54
3/27/15	Regional Semifinal (Syracuse, N.Y.)	Oklahoma (3)	W	62-58
3/29/15	Regional Final (Syracuse, N.Y.)	Louisville (4)	W	76-70, OT
4/4/15	National Semifinal (Indianapolis, Ind.)	Duke (1)	L	81-61

2016 Midwest Regional - No. 2 Seed (0-1)

3/18/16	First Round (St. Louis, Mo.)	Middle Tennessee (15)	L	90-81
---------	------------------------------	-----------------------	---	-------

2017 Midwest Regional - No. 9 Seed (1-1)

3/17/17	First Round (Tulsa, Okla.)	Miami (8)	W	78-58
3/19/17	Second Round (Tulsa, Okla.)	Kansas (1)	L	90-70

2018 Midwest Regional - No. 3 Seed (1-1)

3/16/18	First Round (Detroit, Mich.)	Bucknell (14)	W	82-78
3/18/18	Second Round (Detroit, Mich.)	Syracuse (11)	L	53-55

2019 East Regional - No. 2 Seed (4-1) - FINAL FOUR

3/21/19	First Round (Des Moines, Iowa)	Bradley (15)	W	76-65
3/23/19	Second Round (Des Moines, Iowa)	Minnesota (10)	W	70-50
3/29/19	Regional Semifinal (Washington, D.C.)	LSU (3)	W	80-63
3/31/19	Regional Final (Washington, D.C.)	Duke (1)	W	68-67
4/2/19	National Semifinal (Minneapolis, Minn.)	Texas Tech (3)	L	51-61

2021 East Regional - No. 11 Seed (0-1)

3/18/21	First Four (West Lafayette, Ind.)	UCLA (11)	L	86-80, OT
---------	-----------------------------------	-----------	---	-----------

2022 West Regional - No. 7 Seed (1-1)

3/19/22	First Round (Greenville, S.C.)	Davidson (10)	W	74-73
3/21/22	Second Round (Greenville, S.C.)	Duke (2)	L	76-85

2023 East Regional - No. 7 Seed (2-1)

3/17/23	First Round (Columbus, Ohio)	USC (10)	W	72-62
3/19/23	Second Round (Columbus, Ohio)	Marquette (2)	W	69-60
3/23/23	Regional Semifinal (New York, N.Y.)	Kansas St. (3)	L	93-98, OT

2024 West Regional - No. 9 Seed (1-1)

3/21/24	First Round (Charlotte, N.C.)	Mississippi State (8)	W	69-51
3/23/24	Second Round (Charlotte, N.C.)	North Carolina (1)	L	69-85

2025 South Regional - No. 2 Seed (2-0)

3/21/25	First Round (Cleveland, Ohio)	Bryant (15)	W	87-62
3/23/25	Second Round (Cleveland, Ohio)	New Mexico (10)	W	71-63



Kalin Lucas averaged 13.5 points as a freshman in the opening rounds of the 2008 NCAA Tournament.



Travis Trice led the Spartans to a Final Four in his senior season.



Denzel Valentine scored 15 points in MSU's 76-70 win against Louisville.

MSU NCAA TOURNAMENT HISTORY AND RECORDS**MSU NCAA TOURNAMENT
INDIVIDUAL RECORDS**

Points	No.	Date (Opponent)
1. Adreian Payne	41	March 20, 2014 (Delaware)
2. Greg Kelsner	34	March 18, 1979 (Notre Dame)
3. Steve Smith	32	March 23, 1990 (Georgia Tech)
Jay Vincent	32	March 15, 1985 (UAB)

Field Goals	No.	Date (Opponent)
1. Greg Kelsner	15	March 18, 1979 (Notre Dame)
2. Steve Smith	13	March 23, 1990 (Georgia Tech)
Sam Vincent	13	March 15, 1985 (UAB)

Field-Goal Att.	No.	Date (Opponent)
1. Drew Neitzel	27	March 17, 2007 (N. Carolina)
2. Greg Kelsner	25	March 18, 1979 (Notre Dame)
3. Shawn Respert	23	March 17, 1995 (Weber State)
Sam Vincent	23	March 15, 1985 (UAB)

FG Pct. (Min. 10 Att.)	No.	Date (Opponent)
1. Earvin Johnson	.900 (9-10)	March 24, 1979 (Penn)
Greg Kelsner	.900 (9-10)	March 11, 1978 (Prov.)
Matt Costello	.900 (9-10)	March 18, 2016 (MTSU)

Free Throws	No.	Date (Opponent)
1. Adreian Payne	17	March 20, 2014 (Delaware)
2. Earvin Johnson	14	March 16, 1979 (LSU)
3. Shawn Respert	13	March 18, 1994 (Seton Hall)

Free-Throw Att.	No.	Date (Opponent)
1. Adreian Payne	17	March 20, 2014 (Delaware)
2. Earvin Johnson	15	March 16, 1979 (LSU)
3. Shawn Respert	14	March 18, 1994 (Seton Hall)

FT Pct. (Min. 10 Att.)	No.	Date (Opponent)
1. Adreian Payne	1.000 (17-17)	March 20, 2014 (Del.)
Maurice Ager	1.000 (10-10)	April 2, 2005 (UNC)
3. Earvin Johnson	.933 (14-15)	March 16, 1979 (LSU)

3-Pt Field Goals	No.	Date (Opponent)
1. Shawn Respert	7	March 17, 1995 (Weber State)
2. Durrell Summers	6	March 21, 2010 (Maryland)
Drew Neitzel	6	March 17, 2007 (N. Carolina)

3-Pt FG Att.	No.	Date (Opponent)
1. Drew Neitzel	17	March 17, 2007 (N. Carolina)
Shawn Respert	17	March 17, 1995 (Weber State)
3. Marcus Taylor	13	March 15, 2002 (N. Carolina St.)

Rebounds	No.	Date (Opponent)
1. Johnny Green	27	March 15, 1957 (Notre Dame)
2. Johnny Green	23	March 14, 1959 (Louisville)
3. Johnny Green	19	March 22, 1957 (N. Carolina)

Assists	No.	Date (Opponent)
1. Earvin Johnson	14	March 16, 1978 (W. Kentucky)
2. Earvin Johnson	13	March 18, 1979 (Notre Dame)
3. Earvin Johnson	12	March 16, 1979 (LSU)
Denzel Valentine	12	March 18, 2016 (MTSU)

Steals	No.	Date (Opponent)
1. Korie Lucious	5	March 28, 2010 (Tennessee)
Raymar Morgan	5	April 4, 2009 (Connecticut)
Goran Suton	5	March 27, 2009 (Kansas)
Alan Anderson	5	March 25, 2005 (Duke)
Eric Snow	5	March 18, 1994 (Seton Hall)

Blocks	No.	Date (Opponent)
1. Adreian Payne	5	March 23, 2013 (Memphis)
2. Branden Dawson	4	March 29, 2015 (Louisville)
Branden Dawson	4	March 22, 2015 (Virginia)

**MSU NCAA TOURNAMENT
TEAM RECORDS**

Points	No.	Date
1. vs. Penn	101	March 24, 1979
2. vs. Lamar	95	March 11, 1979
3. vs. Kentucky	94	March 27, 2005

Field Goals	No.	Date
1. vs. Lamar	42	March 11, 1979
2. vs. LIU Brooklyn	40	March 16, 2012
3. vs. Penn	38	March 24, 1979

Field-Goal Att.	No.	Date
1. vs. Notre Dame	91	March 15, 1957
2. vs. Kentucky	87	March 16, 1957
3. vs. Louisville	84	March 14, 1959

Field-Goal Pct.	No.	Date
1. vs. Providence	.635 (33-52)	March 11, 1978
2. vs. Indiana State	.605 (26-43)	March 24, 1979
3. vs. Washington	.596 (31-52)	March 13, 1986

Free Throws	No.	Date
1. vs. Old Dominion	28	March 18, 2005
vs. Georgetown	28	March 13, 1986
3. vs. LSU	27	March 16, 1979

Free-Throw Att.	No.	Date
1. vs. Old Dominion	36	March 18, 2005
vs. LSU	36	March 16, 1979
vs. North Carolina	36	March 22, 1957

Free-Throw Pct.	No.	Date
1. vs. Bradley	.961 (25-26)	March 21, 2019
2. vs. N.C. State	.944 (17-18)	March 15, 2002
vs. Cincinnati	.944 (17-18)	March 22, 1992

3-Pt Field Goals	No.	Date
1. vs. LSU	13	March 29, 2019
vs. Kansas St.	13	March 23, 2023
3. vs. Duke	11	March 21, 2022
vs. MTSU	11	March 18, 2016
vs. Connecticut	11	March 30, 2014
vs. Florida	11	April 3, 2000
vs. Syracuse	11	March 23, 2000

3-Pt FG Attempts	No.	Date
1. vs. Syracuse	37	March 18, 2018
2. vs. LSU	32	March 29, 2019
3. vs. Connecticut	29	March 30, 2014
4. vs. Oklahoma	27	March 27, 2015
5. vs. George Mason	26	March 17, 2006
vs. Davidson	26	March 19, 2022

Rebounds	No.	Date
1. vs. North Carolina	68	March 22, 1957
2. vs. San Francisco	60	March 23, 1957
vs. Notre Dame	60	March 15, 1957

Assists	No.	Date
1. vs. Western Kentucky	25	March 16, 1978
2. vs. Indiana State	24	March 26, 1979
vs. Penn	24	March 24, 1979

Steals	No.	Date
1. vs. Kansas	13	March 27, 2009
vs. Duke	13	March 25, 2005
3. vs. Seton Hall	12	March 18, 1994

Blocks	No.	Date
1. vs. UCLA	8	March 17, 2011
vs. Tennessee	8	March 28, 2010
vs. Gonzaga	8	March 23, 2001

MSU NCAA TOURNAMENT HISTORY AND RECORDS

CURRENT CONSECUTIVE NCAA TOURNAMENT APPEARANCES

School	Appearances
1. Michigan State	27
2. Gonzaga	26
3. Purdue	10

MICHIGAN STATE NCAA SERIES RECORDS

Opponent	MSU Record
Ala.-Birmingham	0-1
Alabama State	1-0
Arizona	0-1
Bradley	1-0
Bryant	1-0
Bucknell	1-0
Butler	0-1
Cincinnati	0-1
Colorado	1-0
Connecticut	1-1
Davidson	1-0
Delaware	1-0
Duke	2-5
Eastern Michigan	1-0
Florida	2-0
Fresno State	1-0
George Mason	0-1
Georgetown	1-0
Georgia	1-0
Georgia Tech	0-1
Gonzaga	1-0
Harvard	1-0
Indiana State	1-0
Iowa State	1-0
Kansas	1-2
Kansas State	0-1
Kentucky	3-1
Lamar	1-0
LIU Brooklyn	1-0
Louisiana State	2-0
Louisville	2-2
Marquette	2-0
Maryland	2-0
Memphis	1-1
Miami	1-0
Middle Tennessee State	0-1
Minnesota	1-0
Mississippi	1-0
Mississippi State	1-0
Mount St. Mary's	1-0
Murray State	1-0
Nevada	0-1
New Mexico	1-0
New Mexico State	1-0
North Carolina	0-6
North Carolina State	0-1
Northern Iowa	1-0
Notre Dame	2-0
Oklahoma	2-0
Old Dominion	1-0
Pennsylvania	1-0
Pittsburgh	1-0
Princeton	1-0
Providence	1-0
Robert Morris	1-0
Saint Louis	1-0
San Francisco	0-1
Seton Hall	1-0
SW Missouri State	1-0
Syracuse	1-0
Temple	2-0
Tennessee	1-0
Texas	0-1
Texas Tech	0-1
UCLA	0-2
UC-Santa Barbara	1-0
USC	1-0
Utah	2-1
Valparaiso	2-0
Vermont	1-0
Virginia	2-0
Washington	1-0
Weber State	0-1
Western Kentucky	1-0
Wisconsin	1-0
UW-Green Bay	1-0

NCAA CHAMPIONSHIPS

School	Titles
1. UCLA	11
2. Kentucky	8
3. Connecticut	6
	North Carolina
6	
5. Duke	5
Indiana	5
7. Kansas	3
Villanova	3
9. Seven tied at 2, including MSU	

FINAL FOUR APPEARANCES

School	Appearances
1. North Carolina	21
2. UCLA	18
3. Kentucky	17
Duke	17
5. Kansas	15
6. Michigan State	10
Ohio State	10
8. Indiana	8
Louisville	8

NCAA TOURNAMENT WINNING PERCENTAGE

School	Pct. (W-L)
1. Duke	.751 (124-41)
2. North Carolina	.724 (134-51)
3. UCLA	.716 (111-44)*
4. Kentucky	.705 (132-55)*
5. Florida	.701 (47-20)
6. Kansas	.693 (113-50)
Michigan	.693 (61-27)*
8. Connecticut	.686 (70-32)**
9. Michigan State	.675 (75-36)
10. Indiana	.654 (68-36)

NCAA TOURNAMENT COACHING RECORDS

CONSECUTIVE FINAL FOUR APPEARANCES

Coach	Appearances
1. John Wooden	9
2. Mike Krzyzewski	5
3. Eight tied at 3, including Tom Izzo	

HIGHEST NCAA TOURNAMENT WINNING PERCENTAGE - ACTIVE

Coach	Pct. (W-L)
1. John Calipari	.714 (50-20)*
2. Tom Izzo	.698 (58-25)
3. Bill Self	.697 (53-23)*
4. Rick Pitino	.677 (40-19)*

* Records adjusted for vacated years

CONSECUTIVE NCAA TOURNAMENT APPEARANCES - ACTIVE

Coach	Appearances
1. Tom Izzo	27
2. Mark Few	26
3. Matt Painter	10

* Records adjusted for vacated years.

WON-LOSS RECORD AT NCAA TOURNAMENT SITES

Site	MSU Record
Atlanta, Ga.	2-0
Auburn Hills, Mich.	4-0
Austin, Texas	2-0
Charlotte, N.C.	3-1
Cleveland, Ohio	4-0
Columbus, Ohio	4-0
Dayton, Ohio	4-3
Denver, Colo.	2-0
Des Moines, Iowa	2-0
Detroit, Mich.	2-2
Evanston, Ill.	1-1
Greensboro, N.C.	0-1
Greenville, S.C.	1-1
Hartford, Conn.	2-0
Houston, Texas	0-2
Indianapolis, Ind.	7-3
Kansas City, Mo.	0-3
Knoxville, Tenn.	2-0
Lexington, Ky.	2-0
Memphis, Tenn.	2-0
Milwaukee, Wis.	2-0
Minneapolis, Minn.	2-2
Murfreesboro, Tenn.	1-0
New Orleans, La.	0-1
New York, N.Y.	1-2
Phoenix, Ariz.	0-1
Salt Lake City, Utah	2-0
San Antonio, Texas	1-1
St. Louis, Mo.	4-2
St. Petersburg, Fla.	1-2
Seattle, Wash.	0-1
Spokane, Wash.	4-0
Syracuse, N.Y.	2-0
Tallahassee, Fla.	0-1
Tampa, Fla.	2-1
Tucson, Ariz.	1-1
Tulsa, Okla.	1-1
Washington, D.C.	2-1
West Lafayette, Ind.	0-1
Winston-Salem, N.C.	1-1
Worcester, Mass.	2-0

MICHIGAN STATE NCAA TOURNAMENT CAREER LEADERS

Points	No.	Games
1. Andre Hutson	232	19 games
2. Mateen Cleaves	207	14 games
3. Greg Kelsner	192	8 games
4. Morris Peterson	191	14 games
5. Durrell Summers	178	15 games

Rebounds	No.	Games
1. Andre Hutson	121	19 games
2. Johnny Green	118	6 games
3. Draymond Green	116	15 games
4. Goran Suton	104	12 games
5. Charlie Bell	96	19 games

Assists	No.	Games
1. Mateen Cleaves	78	14 games
2. Earvin Johnson	76	8 games
3. Cassius Winston	62	9 games
4. Kalin Lucas	56	12 games
5. Drew Neitzel	50	11 games
6. Draymond Green	49	15 games

NCAA TOURNAMENT BOX SCORES

1957 BOX SCORES

In its first appearance in the NCAA Tournament, it did not take long for Michigan State to find success. In their first game of the tournament, the Spartans took on Notre Dame in Lexington, Ky. MSU took control of the game in the second half and held on through a late Notre Dame rally to advance to the Regional Finals, 85-83. Next up for MSU was the home team, third-ranked Kentucky. The Spartans came back from 12 down at the half to defeat the Wildcats, 80-68, and advance to the Final Four in their first NCAA appearance. MSU's semifinal game was against top-ranked North Carolina and the two teams played one of the greatest games in Four Final History. The Spartans battled to the end but the Tar Heels were just too strong and took the game in three overtimes, 74-70. Michigan State dropped the consolation game to San Francisco, 67-60, to finish fourth. Johnny Green had an amazing tournament, totaling 77 rebounds during the tournament and averaging 19.3 boards per game. His 77 rebounds set an NCAA tournament record for most rebounds in four games, while his average ranks fourth all-time in tournament history. Green earned All-Tournament honors for his performance and he and Jack Quiggle were also named to the All-Regional team.

MICHIGAN STATE 85 - NOTRE DAME 83

March 15, 1957 - Lexington, Ky.

MICHIGAN STATE	FG-FGA	FT-FTA	REB	PF	TP
George Ferguson	8-20	0-0	10	4	16
Larry Hedden	4-16	5-12	11	3	13
John Green	8-21	4-7	27	3	20
Jack Quiggle	8-22	2-3	7	3	18
Pat Wilson	0-2	0-0	3	1	0
David Scott	1-2	2-4	3	0	4
Robert Anderegg	4-8	6-8	5	2	14
TOTALS	33-91	19-34	60	16	85

NOTRE DAME	FG-FGA	FT-FTA	REB	PF	TP
John McCarthy	5-13	11-12	11	3	21
Tom Hawkins	6-14	7-7	11	3	19
Joseph Morelli	0-3	0-0	0	0	0
John Smyth	11-22	3-3	14	4	25
Gene Duffy	3-4	0-0	1	5	6
Bob Devine	3-14	4-5	5	2	10
Ed Gleason	1-3	0-1	0	3	2
Thomas Sullivan	0-0	0-0	2	1	0
TOTALS	29-73	25-28	44	21	83

Halftime: Michigan State 37-36
Attendance: 11,000

Officials: Fox and DiGravio

MICHIGAN STATE 80 - KENTUCKY 68

March 16, 1957 - Lexington, Ky.

MICHIGAN STATE	FG-FGA	FT-FTA	REB	PF	TP
George Ferguson,	5-15	5-6	12	3	15
Larry Hedden,	4-16	2-6	7	2	10
Robert Anderegg,	1-4	0-0	1	2	2
Tom Markovich,	0-0	0-0	1	1	0
John Green	5-11	4-6	18	5	14
Chuck Bencie	2-5	1-2	5	1	5
Jack Quiggle	9-22	4-4	4	4	22
Pat Wilson	3-10	0-0	3	0	6
Harry Lux	0-1	0-0	0	0	0
David Scott	1-3	4-5	0	0	6
TOTALS	30-87	20-29	51	15	80

KENTUCKY	FG-FGA	FT-FTA	REB	PF	TP
Johnny Cox	3-12	11-12	4	5	17
John Grigler	5-11	0-1	9	2	10
Ray Mills	0-2	2-4	4	2	2
Lincoln Collinworth	0-0	0-0	0	0	0
Ed Beck	2-10	0-2	16	2	4
Gerry Calvert	8-18	2-4	6	4	18
Vernon Hatton	6-13	3-5	7	1	15
Adrian Smith	0-1	2-3	1	0	2
Earl Adkins	0-0	0-0	0	2	0
TOTALS	24-68	20-30	47	16	68

Halftime: Kentucky 47-35
Attendance: N/A

Officials: Anderson and Mihalik

NORTH CAROLINA 74 - MICHIGAN ST. 70 (3OT)

March 22, 1957 - Kansas City, Mo.

MICHIGAN STATE	FG-FGA	FT-FTA	REB	PF	TP
Jack Quiggle	6-21	8-10	10	1	20
John Green	4-12	3-6	19	2	11
George Ferguson	4-8	2-3	1	5	10
Larry Hedden	4-20	6-7	15	5	14
Pat Wilson	0-3	2-2	5	1	2
Robert Anderegg	2-7	3-6	3	2	7
Chuck Bencie	1-6	0-0	2	1	2
David Scott	2-3	0-2	3	1	4
TOTALS	23-80	24-36	65	18	70

NORTH CAROLINA	FG-FGA	FT-FTA	REB	PF	TP
Lennie Rosenbluth	11-42	7-9	3	1	29
Bob Cunningham	9-18	3-5	12	5	21
Pete Brennan	6-16	2-4	17	5	14
Tommy Kearns	1-8	4-5	6	4	6
Joe Quigg	0-1	2-3	4	5	2
Danny Lotz	0-0	0-1	4	1	0
Bob Young	1-3	0-1	2	1	2
Roy Searcy	0-0	0-0	1	0	0
TOTALS	28-88	18-28	54	22	74

Halftime: 29-29

First overtime: 64-64

Officials: Ogden and Lightner

Regulation score: 58-58

Second overtime: 66-66

Attendance: N/A

SAN FRANCISCO 67 - MICHIGAN ST. 60

March 23, 1957 - Kansas City, Mo.

MICHIGAN STATE	FG-FGA	FT-FTA	REB	PF	TP
John Green	4-9	1-1	13	5	9
George Ferguson	4-11	6-9	11	2	14
Larry Hedden	4-10	1-2	5	5	9
Pat Wilson,	3-6	0-1	0	1	6
Harry Lux	2-2	1-1	3	2	5
Robert Anderegg	2-8	3-4	4	5	7
David Scott	2-6	0-1	3	1	4
Chuck Bencie	0-5	0-0	4	1	0
Jack Quiggle	2-6	2-2	4	1	6
TOTALS	23-63	14-21	60	23	60

SAN FRANCISCO	FG-FGA	FT-FTA	REB	PF	TP
Art Day	6-14	0-3	6	3	12
Al Dunbar	4-9	1-4	3	4	9
Gene Brown	8-18	6-11	7	3	22
Mike Farmer	4-12	8-9	2	1	16
Mike Preaseau	2-6	4-4	6	4	8
Jack King	0-2	0-0	0	2	0
Bill Mallen	0-0	0-0	1	0	0
Dave Lillivand	0-1	0-0	1	0	0
TOTALS	24-62	19-31	35	17	67

Halftime: San Francisco 33-30

Officials: Ogden and Lightner

Attendance: N/A



JACK QUIGGLE EARNED ALL-REGIONAL HONORS IN 1957.

MSU NCAA TOURNAMENT HISTORY AND RECORDS

1959 BOX SCORES

Michigan State returned to the NCAA tournament in 1959. In their first round game, the Spartans jumped out to a 29-4 lead over Marquette and managed to hold on down the stretch to advance to the Regional Finals, 74-69. In the Regional Finals, they met a much taller Louisville squad. Despite standing just 6-foot-6, John Green tallied 29 points and 23 rebounds, but MSU could not get by the Cardinals, falling 88-81. Green earned All-Regional honors for the second time in his career, averaging 21.5 points and 20.5 rebounds in MSU's two games.

MICHIGAN STATE 74 - MARQUETTE 69

March 13, 1959 - Raleigh, N.C.

MICHIGAN STATE	FG-FGA	FT-FTA	REB	PF	TP
Bob Anderegg, f	10-19	3-7	8	1	23
Horace Walker, f	9-21	2-3	8	2	20
John Green, c	6-18	2-4	18	5	14
Lance Olson, g	1-7	6-8	4	4	8
Tom Rand, g	1-5	1-2	5	2	3
Dave Fahs	2-6	0-1	1	0	4
Art Gowens	1-1	0-0	1	0	2
Team			6		
TOTALS	30-77	14-25	51	14	74

MARQUETTE	FG-FGA	FT-FTA	REB	PF	TP
Walt Mangham, f	6-17	3-7	9	3	15
Don Kojis, f	7-17	3-6	21	3	17
Mike Moran, c	3-15	3-4	5	4	9
Jim Kollar, g	6-11	1-1	5	4	13
Jim McCoy, g	6-18	1-1	10	2	13
Jim Kersten	0-0	0-0	0	0	0
Gregg Ripp	0-2	0-0	1	0	0
Joel Plinska	1-1	0-0	0	1	2
Team			7		
TOTALS	29-81	11-19	58	17	69

Halftime: Michigan State 38-34 Officials: Anderson and DiGravio
Attendance: 9,200

LOUISVILLE 88 - MICHIGAN STATE 81

March 14, 1959 - Raleigh, N.C.

MICHIGAN STATE	FG-FGA	FT-FTA	REB	PF	TP
Bob Anderegg, f	8-21	6-10	3	5	22
Horace Walker, f	1-9	1-1	9	5	3
John Green, c	11-21	7-12	23	3	29
Lance Olson, g	6-15	4-4	3	3	16
Tom Rand, g	1-7	0-0	2	3	6
Dave Fahs	0-5	0-1	1	2	0
Art Gowens	1-1	1-2	0	0	3
Jim Stouffer	3-5	0-0	1	0	6
Team			8		
TOTALS	31-84	19-30	50	21	81

LOUISVILLE	FG-FGA	FT-FTA	REB	PF	TP
Don Goldstein, f	7-15	7-7	7	4	21
John Turner, f	10-19	2-3	6	4	22
Fred Sawyer, c	6-12	2-5	15	4	14
Roger Tieman, g	0-6	3-3	4	2	3
Harold Andrews, g	5-9	3-4	4	5	13
Joe Kitchen	2-4	1-1	4	1	5
Buddy Leathers	3-10	4-5	3	3	10
Team			9		
TOTALS	33-75	22-28	52	23	88

Halftime: Michigan State 43-40 Officials: Miahlik and Anderson
Attendance: N/A

1978 BOX SCORES

After a 19-year absence, Michigan State returned to the NCAA Tournament with one of its best teams ever, featuring the combination of freshman Earvin "Magic" Johnson and sophomore Greg Kelser. After cruising to victories over Providence and Western Kentucky, MSU took on No. 1-ranked Kentucky in the regional final. Michigan State held a 27-22 halftime lead, but Kentucky took over in the second half and ended any hopes MSU had of going to its second Final Four. Johnson and Kelser both earned All-Regional honors, with Kelser recording double-doubles in each game and averaging 21.7 points and 12.3 rebounds during the tournament.

MICHIGAN STATE 77 - PROVIDENCE 63

March 11, 1978 - Indianapolis, Ind.

MICHIGAN STATE	FG-FGA	FT-FTA	REB	PF	TP	A	TO	BS	S	MIN
Greg Kelser, f	9-10	5-7	11	2	23	3	4	2	1	37
Earvin Johnson, g	5-9	4-6	7	3	14	7	2	1	2	37
Jay Vincent, c	2-3	2-3	4	1	6	1	2	1	0	24
Terry Donnelly, g	6-9	0-0	3	2	12	3	4	0	2	36
Robert Chapman, g	7-12	0-0	1	2	14	1	3	0	1	36
Michael Brkovich	0-0	0-0	0	1	0	0	1	0	0	5
Ron Charles	3-4	0-2	3	4	6	1	0	2	1	11
Don Flowers	0-0	0-0	0	0	0	0	1	0	0	1
Nate Phillips	0-1	0-0	0	1	0	1	0	0	0	1
Michael Longaker	0-0	0-0	0	0	0	0	0	0	0	1
Len Williams	0-0	0-0	0	0	0	0	1	0	1	1
Alfred Brown	0-2	0-0	1	0	0	0	1	0	0	2
Daniel Riewald	0-0	0-0	0	0	0	0	0	0	0	2
Rick Kaye	0-0	0-0	1	0	0	0	0	0	0	1
Sten Feldrich	1-2	0-0	2	0	2	0	0	0	0	5
Team			2							
TOTALS	33-52	11-18	35	17	77	17	19	6	8	200

PROVIDENCE	FG-FGA	FT-FTA	REB	PF	TP	A	TO	BS	S	MIN
Bill Eason, f	3-10	0-2	6	4	6	2	1	0	0	30
Bruce Campbell, f	9-16	6-6	8	4	24	0	4	0	1	37
Bob Misevicius, c	6-10	1-1	6	4	13	0	3	0	0	31
Dwight Williams, g	1-6	2-4	1	5	4	5	4	0	2	32
Paul Oristaglio, g	0-1	0-0	0	1	0	1	1	0	0	15
Jerry Scott	2-6	0-1	1	0	4	0	0	1	1	9
David Frye	0-1	2-2	1	0	2	1	1	0	0	4
John Nolan	0-1	2-2	0	0	2	0	1	0	1	4
Ernie Delgatto	0-0	0-0	1	0	0	0	0	0	0	2
Rudy Williams	2-6	2-4	4	3	6	1	2	0	0	27
Rich Hunger	0-2	2-2	1	2	2	0	0	0	1	9
Team			5							
TOTALS	23-59	17-24	34	23	63	10	17	1	6	200

Halftime: Michigan State 38-26 Officials: Overhy and Kelley
Attendance: 16,519

MICHIGAN ST. 90 - WESTERN KENTUCKY 69

March 16, 1978 - Dayton, Ohio

MICHIGAN STATE	FG-FGA	FT-FTA	REB	PF	TP	A	TO	BS	S	MIN
Earvin Johnson, g	3-17	7-11	9	2	13	14	5	0	1	39
Greg Kelser, f	11-18	1-2	13	5	23	1	3	1	0	31
Jay Vincent, c	6-8	0-0	6	4	12	1	1	0	0	27
Robert Chapman, g	10-12	3-6	3	3	23	2	1	0	0	39
Terry Donnelly, g	0-1	0-0	0	0	0	4	2	0	0	35
Ron Charles	4-4	5-6	8	3	13	0	2	2	0	21
Michael Brkovich	1-1	0-0	1	3	2	1	0	0	0	3
Sten Feldreich	0-0	0-0	1	3	0	0	0	0	0	2
Alfred Brown	1-1	0-0	1	0	2	1	0	1	0	1
Daniel Riewald	0-0	0-0	0	0	0	0	0	0	0	1
Don Flowers	1-1	0-0	0	0	2	1	0	0	0	1
Team			2							
TOTALS	37-63	16-25	47	21	90	25	14	4	1	200

WESTERN KENTUCKY	FG-FGA	FT-FTA	REB	PF	TP	A	TO	BS	S	MIN
James Johnson, f	5-8	2-5	7	5	12	0	2	2	0	31
Greg Jackson, f	8-12	5-10	6	1	21	0	2	2	1	34
Aaron Bryant, c	5-7	2-2	7	5	12	0	0	1	0	20
Darryl Turner, g	6-19	0-0	4	5	12	4	5	0	0	36
Steve Ashby, g	0-1	0-0	0	1	0	5	0	0	0	16
Mike Prince	2-7	0-0	1	0	4	3	1	0	1	24
Greg Burbach	0-1	0-0	0	2	0	3	3	0	0	9
Mike Reese	3-6	0-3	3	2	6	2	0	0	1	21
John Rahn	1-4	0-0	3	1	2	0	0	0	0	8
Don Thomas	0-0	0-0	0	0	0	0	0	0	0	1
Team			0							
TOTALS	30-65	9-20	34	22	69	17	13	5	3	200

Halftime: Michigan State 39-29 Officials: McCarthur and Clymer
Attendance: 13,458

MSU NCAA TOURNAMENT HISTORY AND RECORDS

KENTUCKY 52 - MICHIGAN STATE 49

March 18, 1978 - Dayton, Ohio

MICHIGAN STATE	FG-FGA	FT-FTA	REB	PF	TP	A	TO	BS	S	MIN
Earvin Johnson, g	2-10	2-2	4	4	6	5	6	0	2	39
Greg Kelsler, f	9-12	1-3	13	3	19	1	2	2	3	40
Jay Vincent, c	4-7	0-0	1	1	8	2	1	0	0	38
Terry Donnelly, g	0-0	2-2	0	5	2	5	2	1	0	34
Robert Chapman, g	5-9	0-0	1	5	10	1	2	0	1	32
Ron Charles	2-3	0-0	0	0	4	0	1	0	0	16
Michael Brkovich	0-0	0-0	0	0	0	0	0	0	0	1
Team			0							
TOTALS	22-41	5-7	20	18	49	14	14	3	6	200

KENTUCKY	FG-FGA	FT-FTA	REB	PF	TP	A	TO	BS	S	MIN
Jack Givens, f	6-12	2-3	7	3	14	0	2	1	0	34
Rick Robey, f	3-4	0-0	4	1	6	1	2	0	0	30
Mike Phillips, c	3-5	4-4	8	1	10	1	3	0	2	30
Kyle Macy, g	4-10	10-11	1	1	18	3	0	0	1	40
Truman Claytor, g	0-5	0-0	0	2	0	3	2	0	0	30
James Lee	1-1	0-0	1	4	2	2	3	0	0	20
Jay Shidler	1-2	0-0	1	2	2	0	0	0	0	10
La Von Williams	0-0	0-0	1	1	0	0	2	0	0	6
Team			0							
TOTALS	18-39	16-18	24	16	52	10	14	1	3	200

Halftime: Michigan State 27-22 Officials: Clymer and Bishop
Attendance: 13,458

1979 BOX SCORES

Michigan State opened its championship run with a 95-64 pounding of Lamar, led by Earvin Johnson's triple-double and Greg Kelsler's 31 points. After defeating LSU, MSU met up with top seed Notre Dame in the Regional Final in what was being called the game to decide the NCAA Championship. The Spartans jumped out to a big lead early en route to an 80-68 victory. Kelsler led the way with a Spartan NCAA Tournament-record 34 points, earning All-Region MVP honors, while Johnson joined him on the All-Region Team. In the Final Four, the Spartans took on Pennsylvania, who entered the tournament as a nine seed. Johnson recorded his second triple-double of the tournament as MSU led 50-17 at the half, finishing with a tournament team record of 101 points. In the championship game, the Spartans took on No. 1-ranked and unbeaten Indiana State, led by Larry Bird. The Spartans jumped out to a big first-half lead on their way to capturing the school's first National Championship. Kelsler and Johnson were both named to the All-Tournament team, while Johnson was named Most Outstanding Player and earned a spot on the All-Decade Team.

#2 MICHIGAN ST. 95 - #10 LAMAR 64

March 11, 1979 - Murfreesboro, Tenn.

MICHIGAN STATE	FG-FGA	FT-FTA	REB	PF	TP	A	TO	BS	S	MIN
Greg Kelsler, f	12-21	7-10	14	3	31	3	7	0	1	35
Earvin Johnson, g	6-14	1-1	17	1	13	10	6	0	4	35
Jay Vincent, c	5-10	1-2	3	2	11	1	0	0	1	13
Terry Donnelly, g	3-5	0-0	0	3	6	2	0	0	1	32
Michael Brkovich, g	6-7	0-0	2	1	12	3	0	0	1	34
Gregory Lloyd	0-0	0-1	1	0	0	0	0	0	0	3
Ron Charles	6-9	0-2	3	2	12	0	0	1	0	25
Michael Longaker	0-1	1-2	1	0	1	0	0	0	0	5
Jaimie Huffman	1-1	0-1	1	0	2	0	0	0	0	3
Rob Gonzalez	1-2	0-0	2	3	2	0	1	0	0	7
Rick Kaye	2-2	0-0	1	1	4	0	0	0	0	4
Gerald Gilkie	0-0	1-2	1	0	1	0	0	0	0	2
Don Brkovich	0-0	0-0	0	0	0	0	0	0	0	2
Team			4							
TOTALS	42-72	11-21	50	16	95	19	14	1	7	200

LAMAR	FG-FGA	FT-FTA	REB	PF	TP	A	TO	BS	S	MIN
Cestrakiah Lewis, f	5-15	0-0	6	2	10	0	2	0	1	30
B.B. Davis, f	3-12	4-4	9	5	10	1	1	2	1	30
Clarence Kea, c	4-7	3-3	4	5	11	1	3	0	1	19
Mike Olliver, g	3-15	2-2	1	2	8	2	3	0	0	33
Norman Bellard, g	4-7	2-4	3	1	10	1	3	0	2	34
Eric Gathers	3-8	0-0	1	1	6	0	0	0	0	12
Turk Williams	0-3	0-0	4	1	0	0	0	0	0	18
Chris Jones	0-3	0-0	0	2	0	0	0	0	0	7
Mike Rutter	0-1	1-2	6	2	1	0	0	0	0	10
Larry Stephenson	4-5	0-0	4	0	8	0	0	0	0	7
Team			5							
TOTALS	26-76	12-15	43	20	64	5	12	2	5	200

Halftime: Michigan State 46-27 Officials: N/A
Attendance: 10,928

#2 MICHIGAN ST. 87 - #3 LSU 71

March 16, 1979 - Indianapolis, Ind.

MICHIGAN STATE	FG-FGA	FT-FTA	REB	PF	TP	A	TO	BS	S	MIN
Michael Brkovich, f	4-7	3-4	3	0	11	3	1	0	1	32
Greg Kelsler, f	6-15	3-5	9	5	15	1	4	2	3	27
Ron Charles, c	6-10	6-10	14	1	18	1	1	0	1	34
Terry Donnelly, g	2-5	0-0	1	2	4	2	3	0	0	35
Earvin Johnson, g	5-16	14-15	5	2	24	12	3	0	3	37
Rob Gonzalez	4-7	1-2	1	1	9	0	2	0	2	19
Michael Longaker	1-3	0-0	0	1	2	0	0	0	0	5
Rick Kaye	1-1	0-0	1	1	2	0	0	0	0	4
Gregory Lloyd	0-0	0-0	0	2	0	1	2	0	0	3
Don Brkovich	1-1	0-0	1	0	2	1	1	0	0	2
Gerald Gilkie	0-1	0-0	0	0	0	0	1	0	0	2
Team			4							
TOTALS	30-66	27-36	39	15	87	21	18	2	10	200

LSU	FG-FGA	FT-FTA	REB	PF	TP	A	TO	BS	S	MIN
Lionel Green, f	5-8	2-2	15	4	12	0	5	3	1	40
Greg Cook, f	1-2	0-0	6	5	2	1	1	1	1	33
Rick Mattick, c	3-3	1-1	4	3	7	0	0	1	0	12
Al Green, g	4-9	3-4	3	2	11	1	6	0	2	24
Ethan Martin, g	2-6	0-0	2	1	4	7	3	0	1	24
Jordy Hultberg	11-20	3-4	3	4	25	3	3	1	0	28
Ernest Brown	0-4	0-2	0	0	0	1	2	0	1	11
Andy Campbell	0-0	0-0	0	1	0	0	0	0	0	6
Gus Rudolph	3-3	0-0	4	2	6	0	3	1	1	10
Willie Sims	0-3	0-0	0	0	0	0	0	0	0	4
J. Brian Bergeron	2-6	0-0	0	0	4	1	2	0	0	8
Team			3							
TOTALS	31-64	9-13	40	28	71	14	25	7	7	200

Halftime: Michigan State 36-19 Officials: Herrold, Pavia and Buckiewicz
Attendance: 16,823

#2 MICHIGAN ST. 80 - #1 NOTRE DAME 68

March 18, 1979 - Indianapolis, Ind.

MICHIGAN STATE	FG-FGA	FT-FTA	REB	PF	TP	A	TO	BS	S	MIN
Michael Brkovich, f	5-10	3-4	4	3	13	1	2	0	0	38
Greg Kelsler, f	15-25	4-8	13	4	34	1	3	2	1	39
Ron Charles, c	2-4	2-2	4	4	6	0	0	0	0	33
Terry Donnelly, g	1-1	2-2	2	3	4	0	1	1	1	36
Earvin Johnson, g	6-10	7-8	5	2	19	13	3	0	2	40
Rob Gonzalez	1-2	0-0	3	0	2	0	1	0	0	10
Jay Vincent	1-2	0-0	0	0	2	0	0	0	0	3
Michael Longaker	0-0	0-0	0	0	0	0	0	0	0	1
Team			3							
TOTALS	31-54	18-24	33	16	80	15	10	3	4	200

NOTRE DAME	FG-FGA	FT-FTA	REB	PF	TP	A	TO	BS	S	MIN
Orlando Woolridge, f	1-6	1-2	3	1	3	0	0	0	0	18
Kelly Tripucka, f	4-11	0-0	4	4	8	1	1	1	2	34
Bill Laimbeer, c	3-5	1-2	4	3	7	1	3	2	1	20
Rich Branning, g	4-14	0-0	3	4	8	4	2	0	1	33
Bill Hanzlik, g	7-12	5-5	5	5	19	4	0	0	1	30
Tracy Jackson	9-13	1-4	6	4	19	1	2	0	0	30
Bruce Flowers	0-1	0-0	6	3	0	1	4	1	2	16
Stan Wilcox	2-4	0-0	1	0	4	2	0	0	0	14
Mike Mitchell	0-0	0-0	0	0	0	0	0	0	0	5
Team			3							
TOTALS	30-66	8-13	35	24	68	14	12	4	7	200

Halftime: Michigan State 34-23
Officials: Buckiewicz, Herrold and Turner Attendance: 17,423



1979 NCAA TOURNAMENT MOST OUTSTANDING PLAYER EARVIN "MAGIC" JOHNSON CUTS DOWN THE NETS AFTER DEFEATING LARRY BIRD AND INDIANA STATE, 75-64.

MSU NCAA TOURNAMENT HISTORY AND RECORDS

#2 MICHIGAN ST. 101 - #9 PENN 67

March 24, 1979 - Salt Lake City, Utah

MICHIGAN STATE	FG-FGA	FT-FTA	REB	PF	TP	A	TO	BS	S	MIN
Michael Brkovich, f	6-10	0-0	1	4	12	3	1	0	1	23
Greg Kelsner, f	12-19	4-6	9	2	28	3	3	4	1	33
Ron Charles, c	2-2	0-0	6	0	4	0	2	2	0	19
Terry Donnelly, g	3-5	0-0	3	0	6	3	0	0	0	24
Earvin Johnson, g	9-10	11-12	10	2	29	10	4	0	3	35
Jay Vincent	0-1	3-4	1	2	3	0	1	0	0	9
Rob Gonzalez	1-5	0-0	3	2	2	1	3	0	1	22
Michael Longaker	2-2	0-0	2	0	4	1	1	0	2	10
Greg Lloyd	0-2	6-7	1	1	6	1	2	0	2	7
Rick Kaye	2-2	1-3	2	1	5	1	1	0	0	7
Jaimie Huffman	0-0	0-1	2	2	0	1	1	0	0	5
Don Gerald Gilkie	0-1	0-0	1	1	0	0	0	0	0	3
Don Brkovich	1-1	0-1	1	1	2	0	0	0	0	3
Team			3							
TOTALS	38-60	25-34	44	22	101	24	19	6	10	200

PENNSYLVANIA	FG-FGA	FT-FTA	REB	PF	TP	A	TO	BS	S	MIN
Tony Price, f	7-18	4-4	7	5	18	0	2	0	1	21
Tim Smith, f	0-6	0-0	0	5	0	0	2	0	0	19
Matt White, c	5-12	3-4	11	1	13	1	1	0	1	27
James Salters, g	1-5	0-0	1	2	2	3	2	0	0	25
Bobby Willis, g	4-13	1-3	6	2	9	6	5	1	3	30
Vincent Ross	2-6	0-0	6	3	4	0	2	1	0	17
Ken Hall	3-8	0-1	2	2	6	1	3	0	2	14
Angelo Reynolds	1-3	0-0	0	3	2	0	0	0	0	2
Tom Leifsen	0-1	1-2	4	0	1	0	2	0	0	16
Ted Flick	0-6	6-6	2	3	6	1	1	0	1	15
David Jackson	1-2	4-4	1	0	6	0	3	0	0	8
Ed Kuhl	0-2	0-0	0	0	0	0	1	0	0	3
Tom Condon	0-0	0-0	2	2	0	0	0	0	0	3
Team			2							
TOTALS	24-82	19-24	44	31	67	12	24	2	8	200

Halftime: Michigan State 50-17

Officials: Buckiewicz, Weiler and Silvester Attendance: N/A

#2 MICHIGAN ST. 75 - #1 INDIANA ST. 64

March 26, 1979 - Salt Lake City, Utah

MICHIGAN STATE	FG-FGA	FT-FTA	REB	PF	TP	A	TO	BS	S	MIN
Michael Brkovich, f	1-2	3-7	4	1	5	1	5	0	0	40
Greg Kelsner, f	7-13	5-6	8	4	19	9	1	2	2	32
Ron Charles, c	3-3	1-2	7	5	7	0	1	0	1	31
Terry Donnelly, g	5-5	5-6	4	2	15	0	2	0	1	39
Earvin Johnson, g	8-15	8-10	7	3	24	5	6	0	1	35
Jay Vincent	2-5	1-2	2	4	5	0	1	0	1	19
Rob Gonzalez	0-0	0-0	0	0	0	0	0	0	0	3
Michael Longaker	0-0	0-0	0	0	0	0	0	0	0	1
Team			2							
TOTALS	26-43	23-33	34	19	75	15	16	2	6	200

INDIANA STATE	FG-FGA	FT-FTA	REB	PF	TP	A	TO	BS	S	MIN
Brad Miley, f	0-0	0-1	3	1	0	0	0	0	0	25
Alex Gilbert, f	2-3	0-4	4	4	4	0	1	1	0	21
Larry Bird, f	7-21	5-8	13	3	19	2	6	1	5	40
Carl Nicks, g	7-14	3-6	2	5	17	4	2	0	1	36
Steve Reed, g	4-9	0-0	0	4	8	9	0	0	0	36
Bob Heaton	4-14	2-2	6	2	10	2	0	0	0	22
Leroy Staley	2-2	0-1	3	2	4	0	0	0	0	18
Rich Nemcek	1-1	0-0	0	3	2	1	1	0	0	2
Team			3							
TOTALS	27-64	10-22	34	24	64	18	10	2	6	200

Halftime: Michigan State 37-28

Officials: Nichols, Muncy, and Wirtz Attendance: 15,410

1985 BOX SCORES

After a six-year absence from NCAA Tournament play, MSU returned to the Big Dance with a 10 seed. The Spartans headed to Houston for their first-round game with Alabama-Birmingham. MSU controlled the game in the first half behind All-America guard Sam Vincent and had a three-point lead at halftime, but it was all UAB in the second half. UAB controlled the boards and dominated inside in the second session and went on to a 70-68 win. Vincent ended his brilliant Spartan career with 32 points and six rebounds.

#7 UAB 70 - #10 MICHIGAN ST. 68

March 15, 1985 - Houston, Texas

MICHIGAN STATE	FG-FGA	FT-FTA	O-D-R	PF	TP	A	TO	BS	S	MIN
Richard Mudd, f	1-4	0-0	4-4-8	5	2	0	3	1	1	23
Larry Polec, f	4-7	0-0	1-2-3	5	8	0	1	0	0	35
Ken Johnson, c	4-8	1-1	5-6-11	4	9	1	3	0	0	37
Scott Skiles, g	6-13	3-4	1-3-4	4	15	8	3	0	2	39
Sam Vincent, g	13-23	6-6	4-2-6	3	32	2	2	0	1	39
Darryl Johnson	1-5	0-0	1-0-1	2	2	4	1	0	1	24
Ralph Walker	0-0	0-0	0-0-0	2	0	0	0	0	0	2
Greg Pedro	0-0	0-0	0-0-0	0	0	0	0	0	0	1
Team			2							
TOTALS	29-60	10-11	16-17-35	25	68	15	13	1	5	200

UAB	FG-FGA	FT-FTA	O-D-R	PF	TP	A	TO	BS	S	MIN
Marvin Ray Johnson, f	0-0	0-0	0-0-0	0	0	2	0	0	1	9
Jerome Mincy, f	6-15	6-13	4-3-7	2	18	0	2	2	1	37
Anthony Gordon, c	0-0	0-1	0-0-0	2	0	0	1	0	0	7
Steve Mitchell, g	8-12	2-2	0-1-1	3	18	5	3	0	1	38
James Ponder, g	3-9	9-10	1-1-2	1	15	1	1	0	0	37
Tracy Foster	1-2	0-0	0-0-0	0	2	1	2	0	0	10
Murry Bartow	0-0	0-0	0-1-1	0	0	0	0	0	0	6
Michael Charles	2-4	3-4	1-4-5	3	21	2	0	0	1	21
Archie Johnson	4-6	2-4	6-4-10	1	10	1	2	0	0	35
Team			3							
TOTALS	24-48	22-34	12-14-29	12	70	12	11	2	4	200

Halftime: Michigan State 35-32

Officials: Clougherty, Barnett and Bosone Attendance: 8,000

MSU NCAA TOURNAMENT HISTORY AND RECORDS

1986 BOX SCORES

With veteran guard Scott Skiles leading the way, MSU made a trip to the Sweet Sixteen. In the first round, MSU used a 17-2 second-half run to rally from a 40-28 deficit against Washington. Skiles iced the game by sinking two free throws with two seconds remaining. In the second round vs. Georgetown, the Spartans used a 19-9 second-half run to break open a close game and secure their first Sweet Sixteen bid in seven years. The Spartans had to battle second-ranked and top seeded Kansas in Kansas City. The Jayhawks held a nine-point halftime lead, but once again MSU rallied in the second half to forge ahead. With 2:20 remaining in the game, the clock did not move for approximately 15 seconds before officials stopped play. The time on the clock was never corrected before play resumed. Kansas rallied from a six-point deficit to send the game to overtime, scoring the last basket on a tip-in with 10 seconds remaining ... 10 seconds that should not have existed. The Spartans, however, could have sealed victory by making their foul shots in the last minute. Kansas dominated the overtime session and won 96-86. Skiles earned a spot on the All-Regional team, averaging 24.6 points over three games.

#5 MICHIGAN ST. 72 - #12 WASHINGTON 70

March 13, 1986 - Dayton, Ohio

MICHIGAN STATE	FG-FGA	FT-FTA	O-D-R	PF	TP	A	TO	BS	S	MIN
Larry Polec, f	2-5	0-0	1-2-3	4	4	0	2	0	0	29
Vernon Carr, f	6-10	3-5	2-3-5	2	15	2	3	0	0	36
Barry Fordham, c	0-2	0-0	3-2-5	2	0	0	1	1	1	37
Darryl Johnson, g	11-13	0-0	1-3-4	3	22	3	1	0	1	37
Scott Skiles, g	12-21	7-7	0-0-0	2	31	7	3	0	3	40
Ralph Walker	0-0	0-0	1-4-5	4	0	0	2	0	0	15
Carlton Valentine	0-1	0-0	0-1-1	0	0	0	0	0	0	4
Mario Izzo	0-0	0-0	1-0-1	0	0	0	0	0	0	2
Team			1-0-1							
TOTALS	31-52	10-12	10-15-25	17	72	12	12	1	5	200

WASHINGTON	FG-FGA	FT-FTA	O-D-R	PF	TP	A	TO	BS	S	MIN
Shag Williams, f	8-10	0-0	6-1-7	4	16	5	2	0	0	35
Paul Fortier, f	1-7	6-8	4-3-7	1	8	2	1	0	0	38
Chris Welp, c	10-21	2-5	4-5-9	2	22	1	3	0	0	38
Clay Damon, g	4-7	2-2	1-1-2	1	10	5	0	0	0	26
Greg Hill, g	7-11	0-0	0-2-2	2	14	4	2	0	1	40
Al Moscatel	0-3	0-0	0-1-1	4	0	2	0	0	0	14
Phil Zevenbergen	0-1	0-0	1-1-2	0	0	0	2	0	0	9
Team			0-1-1							
TOTALS	30-60	10-15	16-15-31	14	70	19	10	0	1	200

Halftime: Washington 36-26

Officials: Silvester, Howell and Herring

Attendance: 13,260

#5 MICHIGAN ST. 80 - #4 GEORGETOWN 68

March 15, 1986 - Dayton, Ohio

MICHIGAN STATE	FG-FGA	FT-FTA	O-D-R	PF	TP	A	TO	BS	S	MIN
Larry Polec, f	4-7	8-8	3-7-10	4	16	0	1	0	0	32
Vernon Carr, f	3-6	7-8	2-4-6	2	13	1	0	0	0	30
Barry Fordham, c	4-6	0-2	1-3-4	2	8	0	1	0	0	37
Darryl Johnson, g	6-12	0-0	1-1-2	2	12	6	0	0	2	40
Scott Skiles, g	7-12	10-11	0-2-2	2	23	5	6	0	1	40
Ralph Walker	0-0	2-2	0-3-3	1	2	0	0	0	1	12
Carlton Valentine	2-3	1-2	2-2-4	0	5	1	1	0	0	9
Team			1-2-3							
TOTALS	26-48	28-33	10-24-34	13	80	13	9	0	4	200

GEORGETOWN	FG-FGA	FT-FTA	O-D-R	PF	TP	A	TO	BS	S	MIN
Reggie Williams, f	7-13	1-2	0-4-4	5	16	1	1	0	1	30
Ronnie Highsmith, f	3-3	0-0	3-0-3	5	6	0	0	0	0	21
Ralph Dalton, c	3-9	3-4	5-5-10	3	9	0	3	1	0	33
David Wingate, g	5-12	7-8	1-0-1	3	17	3	1	0	2	30
Michael Jackson, g	1-7	1-2	0-3-3	2	3	9	2	0	1	29
Johnathan Edwards	2-3	0-0	0-2-2	0	4	0	0	1	0	14
Jaren Jackson	1-4	0-0	0-0-0	3	2	3	0	0	0	14
Horace Broadnax	3-7	0-0	1-0-1	2	6	1	0	0	1	14
Perry McDonald	3-3	0-1	2-0-2	2	6	0	0	0	0	10
Bobby Winston	0-0	0-0	0-0-0	0	0	0	0	0	0	2
Charles Smith	0-0	0-0	0-0-0	1	0	0	0	0	0	3
Team			3-0-3							
TOTALS	28-61	12-17	15-14-29	25	68	17	7	2	5	200

Halftime: Michigan State 32-30

Officials: McJunkin, Moreau and Crowley

Attendance: 13,260

#1 KANSAS 96 - #5 MICHIGAN ST. 86 (OT)

March 21, 1986 - Kansas City, Mo.

MICHIGAN STATE	FG-FGA	FT-FTA	O-D-R	PF	TP	A	TO	BS	S	MIN
Vernon Carr, f	7-13	3-6	2-2-4	3	17	3	2	0	0	42
Larry Polec, f	6-7	4-5	5-6-11	5	16	2	3	0	2	39
Barry Fordham, c	7-9	1-3	2-3-5	3	15	0	0	0	0	45
Scott Skiles, g	6-14	8-10	0-2-2	3	20	7	4	0	1	38
Darryl Johnson, g	4-11	2-2	1-3-4	4	10	9	2	0	1	37
Ralph Walker	0-1	2-2	1-2-3	1	2	0	0	0	0	11
Mark Brown	1-2	0-1	1-1-2	1	2	0	0	0	0	7
Carlton Valentine	2-4	0-0	0-1-1	0	4	0	2	0	0	6
Team			3-2-5							
TOTALS	33-61	20-29	15-22-37	20	86	21	13	0	4	225

KANSAS	FG-FGA	FT-FTA	O-D-R	PF	TP	A	TO	BS	S	MIN
Danny Manning, f	7-12	3-3	2-1-3	5	17	0	2	1	1	25
Ron Kellogg, f	7-12	0-0	4-1-5	5	14	2	1	0	0	24
Greg Dreiling, c	3-10	4-7	0-7-7	0	10	1	2	1	0	32
Cedric Hunter, g	4-9	3-4	3-1-4	2	11	10	0	0	3	43
Calvin Thompson, g	10-19	6-9	2-2-4	2	26	4	0	1	0	43
Mark Turgeon	0-1	0-0	0-0-0	2	0	1	1	0	1	7
Archie Marshall	7-12	2-2	7-6-13	2	16	1	1	0	0	31
Chris Piper	1-2	0-0	0-2-2	2	2	1	0	0	1	20
Team			2-0-2							
TOTALS	39-77	18-25	20-20-40	21	96	20	7	3	6	225

Halftime: Kansas 46-37

Officials: Dibler, Armstrong and Pavia

Attendance: 16,800

1990 BOX SCORES

Michigan State entered the tournament with its first Big Ten title in 12 years and a No. 1 seed. The Spartans got a scare when No. 16-seed Murray State pushed them to overtime. Steve Smith's 22 points led MSU past UC Santa Barbara, 62-58, in the second round. The Sweet Sixteen featured a match-up of All-America guards with MSU's Smith and Georgia Tech's Kenny Anderson. Anderson scored 17 first-half points, while Smith countered with 16 as Tech held a four-point halftime advantage. After a back-and-forth second half, MSU held a two-point lead with five seconds remaining. With the chance to ice the game, MSU missed the front half of a one-and-one. Anderson came down the floor and hit a 3-point field goal as time expired. The officials conferred and decided Anderson's foot was on the line, sending the game into overtime. Officials, however, missed that Anderson's shot was after the buzzer and should not have counted. Once again, MSU's dreams were dashed by controversy as Georgia Tech won in overtime. Smith finished with 32 points and was named to the All-Region squad.

#1 MICHIGAN ST. 75 - #16 MURRAY ST. 71 (OT)

March 15, 1990 - Knoxville, Tenn.

MICHIGAN STATE	FG-FGA	3FG	FT-FTA	O-D-R	PF	TP	A	TO	BS	S	MIN
Ken Redfield, f	5-11	0-1	1-2	4-7-11	3	11	1	3	0	2	38
Matt Steigenga, f	0-2	0-0	2-2	1-2-3	3	2	1	2	1	0	17
Mike Peplowski, c	1-3	0-0	0-0	1-5-6	3	2	1	1	0	0	26
Steve Smith, g	10-16	0-0	0-0	3-8-11	2	22	4	3	1	0	40
Mark Montgomery, g	2-5	2-5	0-1	1-3-4	0	5	9	3	1	0	34
Kirk Manns	9-18	1-2	0-0	2-1-3	1	21	1	0	0	0	27
Parish Hickman	0-3	3-11	0-0	0-2-2	1	0	1	0	0	1	13
Dwayne Stephens	6-9	0-0	0-0	1-4-5	4	12	2	3	0	0	29
Todd Wolfe	0-0	0-0	0-0	0-0-0	0	0	0	0	0	0	1
Team				1-5-6							
TOTALS	33-67	6-19	3-5	14-37-51	17	75	20	15	3	3	225

MURRAY STATE	FG-FGA	3FG	FT-FTA	O-D-R	PF	TP	A	TO	BS	S	MIN
Sherman Pride, f	0-0	0-0	0-0	0-1-1	1	0	0	0	0	0	13
Chris Odgen, f	1-7	0-0	0-0	1-4-5	4	2	0	0	0	1	37
Popeye Jones, c	15-36	3-7	4-6	6-5-11	2	37	0	0	1	1	45
Paul King, g	2-6	1-3	2-4	2-3-5	2	7	4	1	1	1	45
Frank Allen, g	4-11	2-7	4-4	1-5-6	2	14	4	3	0	0	41
Greg Coble	4-12	1-5	2-2	1-1-2	2	11	3	0	0	1	38
Ismael Rosario	0-0	0-0	0-0	0-1-1	0	0	0	0	0	0	4
Scott Sivills	0-0	0-0	0-0	0-0-0	0	0	0	1	0	0	2
Team				1-1-2							
TOTALS	26-72	7-22	12-16	12-21-33	13	71	11	5	2	4	225

Halftime: Michigan State 33-31

End of Regulation: 65-65

Officials: Lembo, McDonald, Clark.

Attendance: 11,287.

MSU NCAA TOURNAMENT HISTORY AND RECORDS

#1 MICHIGAN ST. 62 - #9 UCSB 58

March 17, 1990 - Knoxville, Tenn.

MICHIGAN STATE	FG-FGA	3FG	FT-FTA	O-D-R	PF	TP	A	TO	BS	S	MIN
Ken Redfield, f	2-5	0-0	3-8	2-5-7	1	7	2	4	0	1	33
Matt Steigenga, f	3-4	0-0	2-2	1-3-4	3	8	2	1	0	3	21
Mike Peplowski, c	3-6	0-0	2-4	2-9-11	3	8	0	2	1	1	29
Steve Smith, g	6-15	0-2	9-10	2-4-6	2	21	4	4	0	2	37
Mark Montgomery, g	1-4	0-1	0-1	0-3-3	3	2	2	0	0	0	31
Kirk Manns	1-5	0-2	1-1	1-1-2	1	3	0	2	0	0	17
Parish Hickman	2-2	0-0	1-1	0-2-2	0	5	0	2	1	1	11
Dwayne Stephens	2-3	0-0	4-5	0-3-3	1	8	1	1	0	0	21
Team				2-1-3							
TOTALS	20-44	0-5	22-32	10-31-41	14	62	11	16	2	8	200

UC-SANTA BARBARA	FG-FGA	3FG	FT-FTA	O-D-R	PF	TP	A	TO	BS	S	MIN
Lucius Davis, f	2-6	1-1	1-2	3-2-5	5	6	2	3	0	0	34
Gary Gray, f	3-12	0-0	0-0	3-2-5	3	6	1	4	0	0	36
Eric McArthur, c	3-8	0-0	2-4	3-4-7	4	8	2	2	2	2	28
Carrick DeHart, g	8-20	3-12	4-4	0-1-1	4	23	1	2	1	0	40
Paul Johnson, g	2-5	1-2	1-1	1-2-3	5	6	2	1	0	0	20
Ulysses Akins	2-4	0-0	0-0	1-1-2	3	4	0	1	0	1	11
Idris Jones	1-7	1-5	2-2	2-4-6	3	5	1	0	0	2	17
Mike Meyer	0-0	0-0	0-0	0-4-4	0	0	0	1	1	0	9
Bob Erbst	0-1	0-0	0-0	0-1-1	0	0	0	0	0	1	5
Team				1-3-4							
TOTALS	21-63	6-20	10-13	14-24-38	28	58	9	14	4	6	200

Halftime: Michigan State 25-20

#4 GEORGIA TECH 81 - #1 MICHIGAN ST. 80 (OT)

March 23, 1990 - New Orleans, La.

MICHIGAN STATE	FG-FGA	3FG	FT-FTA	O-D-R	PF	TP	A	TO	BS	S	MIN
Ken Redfield, f	3-6	0-1	1-2	2-3-5	4	7	2	2	1	1	36
Matt Steigenga, f	2-9	0-0	0-0	1-3-4	4	4	3	3	0	1	25
Mike Peplowski, c	4-5	0-0	1-1	1-3-4	1	9	1	0	0	0	19
Steve Smith, g	13-22	3-5	3-4	1-4-5	0	32	6	4	0	2	44
Mark Montgomery, g	2-5	1-1	0-0	1-0-1	5	5	2	3	1	1	29
Kirk Manns	0-3	0-1	0-0	0-1-1	1	0	0	1	0	0	12
Parish Hickman	6-9	0-0	1-1	1-9-10	2	13	0	1	2	0	25
Dwayne Stephens	3-6	0-0	4-4	3-2-5	0	10	2	0	0	0	35
Team				1-3-4							
TOTALS	33-65	4-8	10-12	11-28-39	17	80	16	14	4	5	225

GEORGIA TECH	FG-FGA	3FG	FT-FTA	O-D-R	PF	TP	A	TO	BS	S	MIN
Dennis Scott, f	7-22	2-10	2-2	1-8-9	3	18	1	3	0	1	45
Malcolm Mackey, f	3-6	0-0	0-2	4-3-7	3	6	0	0	2	0	25
Johnny McNeil, c	4-6	0-0	4-4	1-5-6	5	12	0	1	0	0	37
Kenny Anderson, g	13-23	3-8	2-3	3-1-4	0	31	3	2	0	3	46
Brian Oliver, g	4-10	0-4	3-4	0-1-1	4	11	1	2	0	1	43
Karl Brown	1-2	1-1	0-0	1-0-1	3	3	1	1	0	2	29
Team				2-4-6							
TOTALS	32-69	6-23	11-15	12-22-34	18	81	6	9	2	7	225

Halftime: Georgia Tech 39-35

Regulation Score: 75-75

Officials: Clougherty, Tanco, Range

Attendance: 18,172.

1991 BOX SCORES

MSU entered the NCAA Tournament as a No. 5 seed with All-America guard Steve Smith leading the way. In the first round, the Spartans needed a last-second jumper by Smith to give MSU a 60-58 victory over UWGB. Against fourth-seeded Utah, despite 28 points from Smith, the Spartans fell, 85-84.

#5 MICHIGAN ST. 60 - #12 UW-GREEN BAY 58

March 15, 1991 - Tucson, Ariz.

MICHIGAN STATE	FG-FGA	3FG	FT-FTA	O-D-R	PF	TP	A	TO	BS	S	MIN
Dwayne Stephens, f	3-6	0-0	0-0	0-1-1	3	6	3	2	1	0	35
Matt Steigenga, f	5-9	0-0	2-2	1-1-2	0	12	0	0	1	0	32
Mike Peplowski, c	5-8	0-0	2-2	5-7-12	1	12	1	0	1	0	33
Mark Montgomery, g	0-3	0-2	0-0	0-1-1	5	0	4	1	1	0	30
Steve Smith, g	7-15	3-7	2-3	0-5-5	1	19	1	3	0	0	33
Jon Zulauf	2-2	0-0	0-0	2-0-2	0	4	0	0	0	0	11
Parish Hickman	2-4	0-0	0-0	1-0-1	0	4	0	0	0	0	12
Andy Penick	1-2	1-1	0-0	0-0-0	0	13	4	0	0	0	13
Kris Weshinsky	0-0	0-0	0-0	0-0-0	0	0	0	0	0	0	1
Team				1-1-2							
TOTALS	25-49	4-10	6-7	10-16-26	10	60	13	6	4	0	200

UW-GREEN BAY	FG-FGA	3FG	FT-FTA	O-D-R	PF	TP	A	TO	BS	S	MIN
Dean Vander Plas, f	6-11	1-2	4-4	0-1-1	0	17	0	0	0	0	34
Ben Johnson, f	1-4	1-2	0-0	2-2-4	3	3	1	0	0	0	30
Jeremy Ludvigson, c	1-2	0-0	1-1	1-1-2	1	3	0	0	0	0	26
John Martinez, g	3-8	2-4	2-2	1-1-2	1	10	3	1	0	1	30
Tony Bennett, g	3-12	3-7	0-0	0-2-2	4	9	10	4	0	1	32
Logan Vander Velden	0-0	0-0	0-0	1-0-1	0	0	0	0	0	0	11
Scott LeMoine	0-0	0-0	0-0	0-1-1	1	0	0	1	0	0	7
Dean Rondorf	6-8	4-5	0-0	1-2-3	0	16	1	0	0	0	30
Team				2-4-6							
TOTALS	20-45	11-20	7-7	8-14-22	10	58	15	6	0	2	200

Halftime: UW-Green Bay, 35-30
 Officials: Rutledge, Dodge, Foxcraft
 Attendance: 13,367

#4 UTAH 85 - #5 MICHIGAN ST. 84 (2OT)

March 17, 1991 - Tucson, Ariz.

MICHIGAN STATE	FG-FGA	3FG	FT-FTA	O-D-R	PF	TP	A	TO	BS	S	MIN
Matt Steigenga, f	7-14	1-2	2-2	4-2-6	5	17	2	3	0	0	31
Dwayne Stephens, f	2-3	0-0	2-2	1-4-5	3	6	2	4	0	4	41
Mike Peplowski, c	7-11	0-0	0-2	6-5-11	4	14	2	2	0	0	32
Mark Montgomery, g	4-9	1-2	0-0	1-6-7	5	9	7	2	1	2	40
Steve Smith, g	10-21	3-8	5-6	0-5-5	4	28	4	2	0	1	47
Parish Hickman	1-3	0-0	0-0	0-2-2	1	2	0	1	1	0	25
Jon Zulauf	1-4	0-0	0-0	3-0-3	2	2	0	0	0	1	6
Andy Penick	1-7	0-2	4-5	0-2-2	2	6	0	1	0	0	26
Kris Weshinsky	0-0	0-0	0-0	0-0-0	0	0	0	0	0	0	2
Team				1-1-2							
TOTALS	33-72	5-14	13-17	16-27-43	28	84	19	15	2	8	250

UTAH	FG-FGA	3FG	FT-FTA	O-D-R	PF	TP	A	TO	BS	S	MIN
Josh Grant, f	10-17	3-6	6-8	3-7-10	2	29	4	3	0	5	43
M'Kay McGrath, f	1-1	0-0	1-2	1-1-2	4	3	1	1	0	0	21
Walter Watts, c	3-9	0-0	8-16	4-6-10	0	14	0	0	0	0	36
Tyrone Tate, g	3-5	0-0	0-0	0-0-0	2	6	5	0	0	1	29
Byron Wilson, g	3-7	1-4	1-2	0-1-1	5	8	2	2	1	1	27
Paul Afeaki	1-4	0-0	3-4	4-2-6	2	5	0	1	0	0	14
Jimmy Soto	3-8	2-4	8-12	0-2-2	4	16	2	1	0	1	35
Phil Dixon	0-4	0-3	0-0	0-0-0	0	0	1	1	0	0	13
Craig Rydaldch	1-4	1-4	1-2	0-2-2	1	3	0	3	0	2	28
Barry Howard	0-0	0-0	0-0	0-1-1	0	0	0	0	0	0	4
Team											
TOTALS	25-59	7-21	28-46	12-24-36	20	85	15	12	1	10	250

Halftime: MSU 33-29

End of Regulation: 64-64

First Overtime: 75-75

Officials: Bob Donato, Paul Kaster, Sam Croft

Attendance: 13,497

1992 BOX SCORES

Michigan State earned a bid to the NCAA Tournament for the third-straight year for the first time in school history. In their first-round game, the fifth-seeded Spartans defeated Southwest Missouri State behind 17 points from Dwayne Stephens. In the second round, MSU held Cincinnati star Nick Van Exel to six points, but shot just 38.4 percent from the field, falling to the Bearcats, 77-65.

#5 MICHIGAN ST. 61 - #12 SW MISSOURI ST. 54

March 20, 1992 - Dayton, Ohio

MICHIGAN STATE	FG-FGA	3FG	FT-FTA	O-D-R	PF	TP	A	TO	BS	S	MIN
Dwayne Stephens, f	6-10	0-1	5-7	3-5-8	0	17	1	1	0	0	35
Matt Steigenga, f	3-5	0-0	5-8	3-5-8	3	11	1	1	1	0	25
Anthony Miller, c	0-2	0-0	0-0	1-2-3	2	0	1	0	1	0	13
Mark Montgomery, g	2-8	0-3	3-5	1-4-5	3	7	4	4	1	0	33
Shawn Respert, g	1-4	0-1	1-1	0-1-1	3	3	1	3	0	1	30

MSU NCAA TOURNAMENT HISTORY AND RECORDS

#4 CINCINNATI 77 - #5 MICHIGAN ST. 65

March 22, 1992 - Dayton, Ohio

MICHIGAN STATE	FG-FGA	3FG	FT-FTA	O-D-R	PF	TP	A	TO	BS	S	MIN
Matt Steigenga, f	0-4	0-2	0-0	1-1-2	3	0	0	3	0	0	19
Dwayne Stephens, f	5-11	2-6	3-3	0-6-6	3	15	1	3	0	0	38
Mike Peplowski, c	1-4	0-0	0-0	1-2-3	3	2	1	0	0	0	22
Mark Montgomery, g	3-6	1-4	0-0	1-3-4	4	7	9	2	0	0	36
Shawn Respert, g	9-17	4-6	5-6	2-0-2	2	27	1	2	0	1	38
Jon Zulauf	0-1	0-0	4-4	2-1-3	1	4	1	2	0	0	10
Anthony Miller	1-4	0-0	5-5	1-2-3	3	7	1	1	0	0	20
Kris Weshinsky	1-5	1-3	0-0	2-0-2	4	3	1	1	0	0	17
Team				1-2-3							
TOTALS	20-52	8-21	17-18	11-17-28	22	65	15	14	0	1	200

CINCINNATI	FG-FGA	3FG	FT-FTA	O-D-R	PF	TP	A	TO	BS	S	MIN
Terry Nelson, f	1-1	0-0	2-2	0-0-0	2	4	0	1	0	0	11
Herb Jones, f	3-7	1-2	8-13	3-4-7	4	15	2	2	0	3	35
Corie Blount, c	6-10	0-0	2-3	2-5-7	3	14	2	2	1	0	24
Anthony Buford, g	7-11	3-4	4-5	0-4-4	2	21	3	1	0	1	33
Nick Van Exel, g	1-9	0-7	4-4	1-1-2	3	6	5	3	0	1	28
Allen Jackson	1-2	0-1	0-0	1-1-2	1	2	1	1	0	0	12
Tarrance Gibson	1-3	0-1	1-2	0-2-2	0	3	0	0	0	0	14
Erik Martin	3-7	0-0	1-2	4-4-8	1	7	0	1	1	0	25
Jeff Scott	2-4	0-0	1-2	4-0-4	2	5	2	0	0	1	18
Team				3-0-3							
TOTALS	25-54	4-15	23-33	18-21-39	18	77	15	11	2	6	200

Halftime: Cincinnati 42-35

Officials: Larry Lembo, Scott Thomley, Stanley Rote

Attendance: 13,007

1994 BOX SCORES

After missing the tournament for the first time in four years in 1993, Michigan State returned to the Big Dance led by All-America guard Shawn Respert. In the first round, Respert scored 25 points to lead the seventh-seeded Spartans past Seton Hall. A matchup with the Duke Blue Devils and All-America forward Grant Hill awaited the Spartans. MSU trailed by just four at the half, but the Blue Devils pulled away in the second frame, giving the Spartans their third straight second-round exit.

#7 MICHIGAN ST. 84 - #10 SETON HALL 73

March 18, 1994 - St. Petersburg, Fla.

MICHIGAN STATE	FG-FGA	3FG	FT-FTA	O-D-R	PF	TP	A	TO	BS	S	MIN
Daimon Beathea, f	3-6	1-1	2-2	3-2-5	4	9	1	2	0	1	18
Quinton Brooks, f	2-7	0-0	0-0	0-1-1	4	4	1	0	0	2	23
Anthony Miller, c	5-7	0-0	3-6	3-4-7	3	13	0	1	0	0	30
Eric Snow, g	5-5	1-4	4-5	0-0-0	3	15	6	3	0	5	39
Shawn Respert, g	5-15	8-13	13-14	1-3-4	2	25	3	5	0	1	34
Kris Weshinsky	5-8	0-2	2-2	0-2-2	3	12	1	1	0	3	29
Jon Garavaglia	3-4	0-0	0-0	2-4-6	0	6	1	0	0	0	17
Jamie Feick	0-0	0-0	0-0	0-0-0	1	0	1	0	0	0	10
Team				0-2-2							
TOTALS	28-52	4-10	24-29	9-18-27	20	84	14	12	0	12	200

SETON HALL	FG-FGA	3FG	FT-FTA	O-D-R	PF	TP	A	TO	BS	S	MIN
Adrian Griffin, f	3-8	0-0	5-6	1-5-6	4	11	4	4	0	3	31
Darrell Mims, f	3-4	0-0	0-0	3-2-5	2	6	0	1	0	0	28
Arturas Kamishovos, c	4-7	1-3	14-15	2-8-10	2	23	3	2	1	39	
Bryan Caver, g	6-10	1-4	4-5	0-1-1	6	17	1	3	0	0	27
Dwight Brown, g	0-2	0-1	3-3	0-0-0	5	3	0	1	0	1	24
John Leahy	1-1	1-1	1-2	1-0-1	1	4	1	1	1	2	20
Chris Davis	1-2	0-0	0-0	0-1-1	2	2	0	0	0	0	4
Tcharka Shipp	2-3	0-0	0-0	0-0-0	1	4	0	0	1	0	10
Andre Brown	1-7	0-4	1-2	1-0-1	2	3	3	1	0	1	17
Team				0-0-0							
TOTALS	21-44	3-13	28-33	8-17-25	24	73	11	14	4	8	200

Halftime: Michigan State 32-31

Officials: Charles Range, Gary Marcum, Daniel Cahill

Attendance: 24,719

#2 DUKE 85 - #7 MICHIGAN ST. 74

March 20, 1994 - St. Petersburg, Fla.

MICHIGAN STATE	FG-FGA	3FG	FT-FTA	O-D-R	PF	TP	A	TO	BS	S	MIN
Daimon Beathea, f	2-5	0-0	0-0	1-1-2	4	4	1	2	0	3	28
Quinton Brooks, f	4-5	1-1	8-9	0-2-2	5	17	0	3	0	0	25
Anthony Miller, c	4-5	0-0	2-3	2-8-10	3	10	0	2	0	2	29
Eric Snow, g	4-6	0-1	2-5	2-3-5	4	10	6	4	0	3	36
Shawn Respert, g	8-14	1-5	5-5	0-3-3	3	22	4	8	0	1	35
Kris Weshinsky	3-7	1-2	0-0	0-1-1	3	7	2	2	0	0	22
Jon Garavaglia	0-1	0-1	0-0	0-0-0	2	0	0	0	0	0	6
Jamie Feick	2-2	0-0	0-0	2-1-3	1	4	1	1	0	0	14
David Hart	0-0	0-0	0-0	0-0-0	0	0	0	0	0	0	1
Mark Prylow	0-0	0-0	0-0	0-0-0	0	0	0	0	0	0	1
Steve Nicodemus	0-0	0-0	0-0	0-0-0	0	0	0	0	0	0	1
Steve Polonowski	0-1	0-1	0-0	0-0-0	0	0	0	0	0	0	1
Eric Qualman	0-0	0-0	0-0	0-0-0	0	0	0	0	0	0	1
Team				1-0-1							
TOTALS	27-46	3-11	17-22	8-19-27	25	74	14	22	0	9	200

DUKE	FG-FGA	3FG	FT-FTA	O-D-R	PF	TP	A	TO	BS	S	MIN
Antonio Lang, f	5-7	0-0	6-9	7-2-9	2	16	0	3	0	2	35
Grant Hill, f	9-20	1-3	6-9	1-4-5	3	25	7	2	0	4	36
Cherokee Parks, c	8-15	0-0	8-8	4-5-9	3	24	1	0	1	3	31
Jeff Capel, g	3-4	0-1	3-5	0-1-1	4	9	5	1	0	4	30
Chris Collins, g	1-7	0-4	0-0	0-1-1	1	2	0	2	0	2	31
Marty Clark	2-3	1-1	2-2	1-1-2	2	7	1	4	0	1	23
Carmen Wallace	1-1	0-0	0-0	0-0-0	1	2	0	0	0	0	1
Erik Meek	0-1	0-0	0-0	0-0-0	3	0	0	0	0	0	7
Joey Beard	0-0	0-0	0-0	0-0-0	0	0	0	0	0	0	2
Greg Newton	0-0	0-0	0-0	0-0-0	0	0	0	0	0	1	4
Team				1-0-1							
TOTALS	29-58	2-9	25-33	14-14-28	19	85	14	12	1	17	200

Halftime: Duke 35-31

Officials: Danny Hall, Gary Marcum, Charles Range

Attendance: 26,102

1995 BOX SCORE

MSU entered the 1995 NCAA Tournament led by the "Fire & Ice" combination of seniors Shawn Respert and Eric Snow. The tournament also marked the final appearance for 19-year head coach Jud Heathcote. The Spartans entered as the third seed and played little-known Weber State in their first-round game. MSU dominated in the first half and led by nine at the half, but MSU went cold in the second half, allowing Weber State to pull off the upset and end the MSU basketball careers of Heathcote, Respert and Snow. Heathcote took nine teams to the NCAA Tournament, posting a 14-8 record.

#14 WEBER ST. 79 - #3 MICHIGAN ST. 72

March 17, 1995 - Tallahassee, Fla.

MICHIGAN STATE	FG-FGA	3FG	FT-FTA	O-D-R	PF	TP	A	TO	BS	S	MIN
Jon Garavaglia, f	1-2	0-1	0-0	0-6-6	2	2	0	2	0	0	24
Quinton Brooks, f	4-6	0-0	2-4	1-4-5	4	10	1	1	0	2	28
Jamie Feick, c	5-5	0-0	1-4	1-3-4	4	11	0	1	0	0	26
Eric Snow, g	4-7	0-0	1-3	1-5-6	5	9	8	5	0	1	36
Shawn Respert, g	10-23	7-17	1-1	1-3-4	5	28	3	5	0	1	37
Ray Weathers	1-3	0-1	0-0	0-1-1	1	2	1	0	0	1	15
Andy Penick	2-3	2-3	0-0	0-0-0	1	6	0	0	0	0	14
Mark Prylow	0-0	0-0	0-0	0-0-0	0	0	0	0	0	0	1
Daimon Beathea	2-4	0-0	0-2	0-2-2	1	4	1	2	0	1	19
Team				0-1-1							
TOTALS	29-53	9-22	5-14	4-25-29	21	72	14	16	0	6	200

WEBER STATE	FG-FGA	3FG	FT-FTA	O-D-R	PF	TP	A	TO	BS	S	MIN
Kirk Smith, f	1-2	0-0	5-6	1-1-2	4	7	0	1	1	0	18
Jimmy DeGraffenried, f	5-11	4-8	1-2	0-5-5	1	15	1	2	0	0	32
Jeff Lentfer, c	0-0	0-0	0-0	0-2-2	0	0	0	1	1	2	25
Ruben Nembhard, g	9-20	2-8	7-8	2-3-5	4	27	2	5	0	4	40
Lewis Lofton, g	6-12	2-4	0-0	1-2-3	4	14	2	0	0	2	40
Justyn Tebbs	3-7	2-3	0-0	0-1-1	1	8	0	1	0	0	17
Justin Nielson	0-0	0-0	0-0	1-0-1	1	0	0	0	0	0	5
Andy Smith	4-9	0-2	0-1	3-6-9	0	8	1	2	2	1	23
Team				1-1-2							
TOTALS	28-61	10-25	13-17	9-21-30	15	79	6	13	4	9	200

Halftime: Michigan State 46-37

Officials: Rusty Hall, James Haney, Leroy Hendricks

MSU NCAA TOURNAMENT HISTORY AND RECORDS

1998 BOX SCORES

The Spartans made their first NCAA Tournament appearance under Tom Izzo in 1998. Michigan State entered the tournament as the Big Ten Champions and the fourth seed in the East Regional. In their first game, the Spartans faced in-state rival Eastern Michigan. Coming into the NCAA Tournament with two straight losses, including being upset in the Big Ten Tournament quarterfinals, some experts thought MSU would suffer another loss. The Spartans, however, jumped ahead early and controlled the game throughout, winning 83-71. Next up was Princeton as MSU tried to earn its first trip to the Sweet Sixteen in eight years. Behind 27 points from Mateen Cleaves, MSU pulled away in the second half to earn a 63-56 victory. This gave the Spartans a matchup with top-seed North Carolina in the Tar Heels' backyard of Greensboro. Ultimately, UNC had too many weapons in a 73-58 Spartan defeat.

#1 NORTH CAROLINA 73 - #4 MICHIGAN ST. 58

March 19, 1998 - Greensboro, N.C.

MICHIGAN STATE	FG-FGA	3FG	FT-FTA	O-D-R	PF	TP	A	TO	BS	S	MIN
Antonio Smith, f	0-4	0-0	4-4	2-5-7	4	4	0	0	0	0	28
Jason Klein, f	2-11	2-8	0-0	0-2-2	2	6	1	0	0	0	23
Andre Hutson, c	2-6	0-0	0-0	1-2-3	4	4	1	0	1	0	26
Mateen Cleaves, g	7-21	2-9	2-3	2-2-4	4	18	5	2	0	2	39
Charlie Bell, g	5-7	2-3	1-1	3-1-4	2	13	2	0	0	0	25
Morris Peterson	3-11	0-3	3-4	3-0-3	3	9	1	2	1	1	23
DuJuan Wiley	2-6	0-0	0-0	2-1-3	2	4	0	0	1	0	19
David Thomas	0-0	0-0	0-0	0-1-1	0	0	0	1	0	0	7
A.J. Granger	0-2	0-2	0-0	1-1-2	1	0	0	0	0	1	6
Steve Cherry	0-0	0-0	0-0	0-0-0	0	0	0	0	0	0	1
Doug Davis	0-0	0-0	0-0	0-0-0	0	0	0	0	0	0	1
Lorenzo Guess	0-0	0-0	0-0	0-0-0	0	0	0	0	0	0	1
Ken Miller	0-0	0-0	0-0	0-0-0	0	0	0	0	0	0	1
Team				2-2-4							
TOTALS	21-68	6-25	10-12	16-17-33	22	58	10	5	3	4	200

NORTH CAROLINA	FG-FGA	3FG	FT-FTA	O-D-R	PF	TP	A	TO	BS	S	MIN
Ademola Okulaja, f	0-4	0-1	0-0	2-2-4	4	0	1	1	0	0	29
Vince Carter, f	7-13	0-2	6-8	7-3-10	1	20	0	1	1	0	31
Antawn Jamison, c	7-15	0-0	6-11	5-9-14	2	20	0	0	1	1	34
Shammod Williams, g	7-13	2-6	2-2	1-8-9	1	18	2	4	1	0	33
Ed Cota, g	3-7	0-0	5-6	0-2-2	2	11	8	3	0	0	33
Makhtar Ndiaye	2-6	0-1	0-0	4-3-7	3	4	0	2	1	0	29
Brad Frederick	0-0	0-0	0-0	0-0-0	0	0	0	0	0	0	2
Brendan Haywood	0-0	0-0	0-0	0-1-1	0	0	0	0	0	0	4
Brian Bersticker	0-0	0-0	0-0	0-0-0	0	0	0	0	0	0	1
Max Owens	0-0	0-0	0-0	0-0-0	0	0	0	0	0	0	1
Michael Brooker	0-0	0-0	0-0	0-0-0	0	0	0	0	0	0	1
Terrence Newby	0-1	0-0	0-0	0-0-0	0	0	0	0	0	0	1
Scott Williams	0-0	0-0	0-0	0-0-0	0	0	0	0	0	0	1
Team				2-2-4							
TOTALS	26-59	2-10	19-27	21-30-51	13	73	11	11	4	1	200

Halftime: North Carolina 38-24

Officials: Tim Higgins, Jim Haney, Reggie Greenwood

Attendance: 23,235

#4 MICHIGAN ST. 83 - #13 EASTERN MICHIGAN 71

March 12, 1998 - Hartford, Conn.

MICHIGAN STATE	FG-FGA	3FG	FT-FTA	O-D-R	PF	TP	A	TO	BS	S	MIN
Antonio Smith, f	1-5	0-0	4-6	3-6-9	1	6	3	2	1	0	33
Jason Klein, f	2-8	2-5	1-2	0-0-0	2	7	1	1	0	0	31
Andre Hutson, c	3-7	0-0	7-8	5-5-10	1	13	0	1	1	1	30
Mateen Cleaves, g	7-14	2-7	4-4	1-1-2	3	20	3	1	0	1	35
Charlie Bell, g	7-12	1-1	7-8	5-4-9	2	22	0	1	0	0	29
Lorenzo Guess	0-0	0-0	0-0	0-0-0	0	0	0	0	0	0	1
David Thomas	0-0	0-0	0-0	0-0-0	0	0	0	0	0	0	2
Doug Davis	2-2	0-0	0-0	0-1-1	0	4	0	0	0	0	5
Morris Peterson	4-6	1-2	0-0	2-2-4	2	9	0	1	0	1	17
A.J. Granger	0-0	0-0	0-0	0-1-1	0	0	1	0	0	0	5
DuJuan Wiley	1-5	0-0	0-2	1-2-3	1	2	2	0	0	0	12
Team				2-2-4							
TOTALS	27-59	6-15	23-30	19-24-43	12	83	10	10	2	3	200

EASTERN MICHIGAN	FG-FGA	3FG	FT-FTA	O-D-R	PF	TP	A	TO	BS	S	MIN
Jon Zajac, f	5-8	0-0	0-0	3-1-4	4	10	1	1	1	0	33
Avin Howard, f	0-0	0-0	0-0	0-0-0	2	0	0	0	0	0	10
Nkechi Ezugwu, c	0-2	0-0	0-0	0-2-2	3	0	0	0	1	1	20
Derrick Dial, g	11-22	1-6	6-7	5-3-8	4	29	1	3	0	2	40
Earl Boykins, g	6-21	1-9	5-5	0-4-4	0	18	1	2	0	1	40
James Head	4-9	0-3	0-0	3-2-5	3	8	2	0	1	1	33
Sharif Fordham	1-2	0-0	0-0	1-0-1	2	2	1	1	0	0	7
Corey Tarrant	1-3	0-1	0-0	2-0-2	4	2	3	0	1	0	11
Ajani Williams	1-3	0-0	0-0	1-1-2	0	2	1	1	0	0	6
Team				3-3-6							
TOTALS	29-70	2-19	11-12	18-16-34	23	71	10	8	4	5	200

Halftime: Michigan State 43-35

Officials: John Clougherty, David Hall, Stanley Richards

Attendance: 16,105

#4 MICHIGAN ST. 63 - #5 PRINCETON 56

March 14, 1998 - Hartford, Conn.

MICHIGAN STATE	FG-FGA	3FG	FT-FTA	O-D-R	PF	TP	A	TO	BS	S	MIN
Antonio Smith, f	2-2	0-0	2-2	1-4-5	3	6	1	0	0	0	26
Jason Klein, f	2-3	0-1	0-0	2-3-5	1	4	0	2	0	1	30
Andre Hutson, c	4-5	0-0	0-0	1-3-4	3	8	1	3	0	0	24
Mateen Cleaves, g	9-13	3-5	6-9	0-9-9	2	27	5	7	0	2	37
Charlie Bell, g	2-7	1-1	1-2	1-2-3	2	6	1	3	0	0	28
David Thomas	0-1	0-0	0-0	2-1-3	2	0	0	0	0	0	10
Doug Davis	0-0	0-0	0-0	0-1-1	0	0	0	1	0	0	3
Morris Peterson	0-1	0-1	4-4	0-4-4	3	4	0	2	0	1	14
A.J. Granger	0-1	0-0	2-2	0-3-3	2	2	3	1	0	0	14
DuJuan Wiley	3-6	0-0	0-0	0-1-1	2	6	0	2	1	1	14
Team				1-0-1							
TOTALS	22-39	4-8	15-19	8-31-39	20	63	11	22	1	5	200

PRINCETON	FG-FGA	3FG	FT-FTA	O-D-R	PF	TP	A	TO	BS	S	MIN
James Mastaglio, f	2-8	0-6	0-1	1-5-6	4	4	3	0	0	3	39
Gabe Lewullis, f	4-12	1-6	4-8	2-1-3	4	13	0	1	0	4	39
Steve Goodrich, c	7-14	1-6	3-5	0-1-1	3	18	3	1	2	3	39
Brian Earl, g	5-13	5-10	0-0	1-1-2	4	15	2	2	0	3	40
Mitch Henderson, g	2-3	0-0	2-4	0-1-1	2	6	2	3	0	2	40
Nathan Walton	0-0	0-0	0-0	0-0-0	0	0	0	0	0	0	1
Phil Belin	0-0	0-0	0-0	0-0-0	0	0	0	0	0	0	1
Mason Rocca	0-0	0-0	0-0	0-0-0	0	0	0	0	0	0	1
Team				0-2-2							
TOTALS	20-50	7-28	9-18	4-11-15	17	56	10	7	2	15	200

Halftime: Michigan State 33-31

Officials: John Clougherty, Ted Valentine, Mark Reischling

Attendance: 16,105

MSU NCAA TOURNAMENT HISTORY AND RECORDS

1999 BOX SCORES

Michigan State returned to the NCAA Tournament in 1999 with loftier aspirations. For just the second time in school history, MSU was a No. 1 seed. The Spartans easily handled Mount St. Mary's in the first round, 76-53. The second round was more of a challenge, as the Spartans fought off a stubborn Mississippi squad, 74-66. In the Sweet Sixteen, State took on Oklahoma in a defensive struggle, pulling away late for a 54-46 victory. In the Regional Final, MSU played national power and defending National Champion Kentucky. Twenty-one years earlier, the Wildcats kept MSU out of the Final Four, defeating the Spartans in the 1978 Regional Final. MSU fell behind early, 17-4, but rallied to close the gap to one at the half. The comeback was completed in the second half as Morris Peterson's 19 points and 10 rebounds led four players in double figures. The Midwest Region's Most Outstanding Player, Peterson knocked down six straight free throws in the last 30 seconds to clinch a 73-66 win. Peterson was joined on the All-Regional team by A.J. Granger and Mateen Cleaves. In its first Final Four appearance since 1979, MSU took on Duke in the semifinal game. The Blue Devils led by only two at halftime, but cold shooting doomed MSU in the second half, falling 68-62.

#1 MICHIGAN ST. 76 - #16 MT. ST. MARY'S 53

March 12, 1999 - Milwaukee, Wis.

MICHIGAN STATE	FG-FGA	3FG	FT-FTA	O-D-R	PF	TP	A	TO	BS	S	MIN
Antonio Smith, f	5-8	0-0	4-4	4-8-12	3	14	0	2	0	1	18
Jason Klein, f	4-9	1-5	0-0	4-4-8	1	9	4	1	0	1	25
Andre Hutson, c	3-3	0-0	5-6	1-1-2	5	11	1	2	1	2	20
Mateen Cleaves, g	3-8	1-4	1-1	0-1-1	3	8	8	1	0	1	25
Charlie Bell, g	3-6	0-1	0-0	1-2-3	1	6	0	3	0	1	19
Thomas Kelley	1-5	1-2	0-0	0-1-1	0	3	1	1	1	2	21
Lorenzo Guess	1-2	0-1	0-0	0-1-1	0	2	0	1	0	0	6
Steve Cherry	0-1	0-0	0-0	1-0-1	0	0	0	0	0	0	2
Doug Davis	0-1	0-1	0-0	0-0-0	1	0	2	2	0	0	11
Brandon Smith	0-0	0-0	0-0	0-0-0	0	0	0	1	0	0	4
Morris Peterson	4-8	0-1	0-0	3-9-12	4	8	1	4	2	1	24
A.J. Granger	5-7	1-1	4-4	2-3-5	1	8	2	1	1	1	25
Team			0-0-0								
TOTALS	29-58	4-16	14-15	16-30-46	19	76	19	19	5	10	200

MT. ST. MARY'S	FG-FGA	3FG	FT-FTA	O-D-R	PF	TP	A	TO	BS	S	MIN
Robert Balgac, f	0-1	0-0	0-0	1-0-1	1	0	1	1	1	0	13
Tony Hayden, f	1-5	1-3	0-0	1-3-4	1	3	2	1	0	0	29
Melvin Whitaker, c	5-14	0-2	3-4	1-3-4	4	13	0	1	0	2	34
Gregory Harris, g	4-13	1-4	3-4	1-1-2	2	12	2	3	0	4	38
Aaron Herbert, g	3-7	3-4	3-4	0-2-2	2	12	3	3	0	2	28
Newton Gayle	0-2	0-0	1-2	0-0-0	3	10	0	1	0	1	8
Eric Bethel	0-2	0-1	0-0	0-2-2	1	0	2	2	0	0	10
Jerry Lloyd	0-1	0-0	0-0	0-1-1	0	0	1	0	0	1	3
Stephen Moore	1-1	1-1	0-0	0-0-0	0	3	1	0	0	0	1
Terrence Wilson	1-3	1-2	3-4	0-1-1	0	6	0	2	0	0	23
Jason Grace	1-1	1-1	0-0	0-0-0	0	3	0	0	0	0	1
Todd Kessler	0-0	0-0	0-0	0-0-0	1	0	0	0	1	0	4
Konata Springer	0-0	0-0	0-0	1-0-1	2	0	0	0	0	0	8
Team			3-1-4								
TOTALS	16-50	8-18	13-18	8-14-22	17	53	12	15	2	10	200

Halftime: Michigan State 38-24

Officials: Larry Rose, Rich Sanfillippo, Mike Wood

Attendance: 18,525

#1 MICHIGAN ST. 74 - #9 MISSISSIPPI 66

March 14, 1999 - Milwaukee, Wis.

MICHIGAN STATE	FG-FGA	3FG	FT-FTA	O-D-R	PF	TP	A	TO	BS	S	MIN
Antonio Smith, f	4-6	0-0	1-3	3-5-8	2	9	0	3	0	0	35
Morris Peterson, f	4-9	0-0	3-5	5-3-8	2	11	3	1	2	1	30
Andre Hutson, f	4-7	0-0	5-5	3-1-4	3	13	0	0	1	0	24
Mateen Cleaves, g	7-14	1-4	3-4	0-1-1	1	18	7	6	0	3	37
Jason Klein, f	1-5	0-1	4-4	2-3-5	2	6	0	1	0	0	28
Thomas Kelley	0-3	0-0	1-2	0-3-3	0	1	0	0	0	0	9
Charlie Bell	2-2	1-1	0-0	0-0-0	3	5	1	1	0	0	14
Doug Davis	0-1	0-0	2-2	0-0-0	0	2	0	0	0	0	3
A.J. Granger	3-6	1-2	2-2	1-2-3	4	9	0	2	1	2	20
Team			3-1-4								
TOTALS	25-53	3-8	21-27	17-19-36	17	74	11	15	4	6	200

MISSISSIPPI	FG-FGA	3FG	FT-FTA	O-D-R	PF	TP	A	TO	BS	S	MIN
Jason Smith, f	7-13	0-1	4-4	1-2-3	3	18	0	4	1	5	36
Marcus Hicks, f	6-10	0-0	4-6	5-2-7	3	16	1	2	3	0	30
Jason Flanigan, c	0-2	0-0	2-2	0-2-2	2	2	2	0	0	0	23
Michael White, g	1-4	1-3	1-2	0-0-0	2	4	1	4	0	2	30
Keith Carter, g	4-12	1-8	1-3	4-4-8	2	10	3	1	0	0	39
Hunter Carpenter	1-3	1-3	0-0	0-1-1	0	3	0	0	0	0	1
Jason Harrison	2-4	1-2	2-2	0-0-0	1	7	4	2	0	2	20
Matt Pruitt	0-0	0-0	0-0	0-0-0	0	0	0	0	0	0	1
Darrian Brown	1-3	0-2	0-0	2-0-2	2	2	0	0	0	0	4
Lataryl Williams	0-2	0-1	0-0	0-1-1	0	0	0	0	0	0	5
Rahim Lockhart	2-3	0-0	0-0	0-0-0	4	4	0	1	0	1	10
John Engstrom	0-0	0-0	0-0	1-0-1	0	0	0	0	0	0	1
Team			1-3-4								
TOTALS	24-56	4-20	14-19	14-15-29	20	66	11	15	4	10	200

Halftime: Michigan State 32-29

Officials: Dick Paparo, Charlie Range, Stanley Reynolds

Attendance: 18,525

#1 MICHIGAN ST. 54 - #13 OKLAHOMA 46

March 19, 1999 - St. Louis, Mo.

MICHIGAN STATE	FG-FGA	3FG	FT-FTA	O-D-R	PF	TP	A	TO	BS	S	MIN
Antonio Smith, f	0-1	0-0	0-0	2-5-7	4	0	0	1	0	1	23
Andre Hutson, f	3-3	0-0	6-10	3-2-5	1	12	0	3	0	0	30
Jason Klein, f	1-5	1-3	0-0	0-0-0	1	3	2	1	1	1	22
Mateen Cleaves, g	3-14	0-4	3-4	0-2-2	4	9	2	6	0	0	32
Charlie Bell, g	3-3	3-3	0-0	0-2-2	1	9	1	0	1	1	26
Thomas Kelley	0-4	0-2	0-0	0-1-1	0	0	1	0	0	1	11
Doug Davis	0-2	0-0	0-0	0-0-0	2	0	4	0	0	0	9
Morris Peterson	4-8	0-1	3-4	0-7-7	1	11	0	1	0	1	23
A.J. Granger	4-5	2-2	0-0	1-6-7	4	10	0	1	0	1	24
Team			1-4-5								
TOTALS	18-45	6-15	12-18	7-29-36	18	54	10	13	2	6	200

OKLAHOMA	FG-FGA	3FG	FT-FTA	O-D-R	PF	TP	A	TO	BS	S	MIN
Eduardo Najera, f	2-8	1-4	2-2	0-7-7	2	7	0	4	2	1	31
Ryan Humphery, f	4-8	0-0	2-5	5-5-10	5	10	1	1	1	2	31
Michael Johnson, g	4-15	1-4	3-4	1-1-2	2	12	1	0	0	2	40
Eric Martin, g	1-8	1-5	0-0	0-2-2	2	3	2	1	0	0	33
Alex Spaulding, g	3-7	0-1	1-3	1-3-4	4	7	0	1	0	0	34
Tim Heskett	1-2	1-1	0-0	1-1-2	1	3	1	0	0	0	10
Victor Avila	2-3	0-0	0-0	0-1-1	0	4	0	0	0	0	9
Renzi Stone	0-0	0-0	0-0	0-0-0	1	0	0	1	0	1	12
Team			1-2-3								
TOTALS	17-51	4-15	8-14	9-22-31	17	46	5	9	3	6	200

Halftime: Michigan State 26-25

Officials: John Cahill, Ed Corbett, Mike Kitts

Attendance: 42,400



ANDRE HUTSON HELPED LEAD MSU TO THE FIRST OF THREE STRAIGHT FINAL FOURS IN 1999.

MSU NCAA TOURNAMENT HISTORY AND RECORDS

#1 MICHIGAN ST. 73 - #3 KENTUCKY 66

March 21, 1999 - St. Louis, Mo.

MICHIGAN STATE	FG-FGA	3FG	FT-FTA	O-D-R	PF	TP	A	TO	BS	S	MIN
Antonio Smith, f	1-2	0-0	2-2	1-6-7	2	4	0	1	0	2	33
Andre Hutson, f	6-10	0-0	2-4	2-3-5	3	14	1	2	0	0	29
Jason Klein, f	1-6	1-5	0-0	1-0-1	3	3	0	1	0	0	18
Mateen Cleaves, g	4-11	2-5	0-0	0-4-4	0	10	11	3	0	0	37
Charlie Bell, g	3-5	1-2	0-0	1-2-3	3	7	2	1	0	2	27
Thomas Kelley	1-1	0-0	0-0	0-0-0	0	2	0	0	0	0	2
Doug Davis	0-0	0-0	0-0	0-0-0	0	0	2	0	0	0	3
Morris Peterson	6-13	0-2	7-8	9-1-10	3	19	1	1	0	0	33
A.J. Granger	4-5	3-3	3-3	1-1-2	2	14	0	2	0	0	18
Team				0-1-1							
TOTALS	26-53	7-17	14-17	15-18-33	16	73	17	11	0	4	200

KENTUCKY	FG-FGA	3FG	FT-FTA	O-D-R	PF	TP	A	TO	BS	S	MIN
Heshimu Evans, f	5-10	2-2	0-0	4-2-6	4	12	1	1	0	0	20
Scott Padgett, f	3-8	2-6	3-5	1-2-3	4	11	2	2	2	0	30
Michael Bradley, c	2-4	0-0	0-0	2-2-4	0	4	0	1	0	1	12
Wayne Turner, g	2-8	0-3	1-2	1-1-2	1	5	8	2	0	1	35
Desmond Allison, g	3-8	0-2	1-1	1-1-2	1	7	2	1	1	1	23
Saul Smith	0-1	0-1	0-0	0-1-1	1	0	0	1	0	1	13
Tayshaun Prince	3-3	2-2	4-4	1-1-2	2	12	1	0	1	0	24
Ryan Hogan	1-2	0-0	0-0	1-2-3	0	2	1	0	0	0	6
Souleymane Camara	2-4	0-0	0-0	0-0-0	0	4	0	0	0	0	11
Jamaal Magloire	3-5	0-0	3-4	0-1-1	3	9	0	1	3	1	26
Team				3-2-5							
TOTALS	24-53	6-16	12-16	14-15-29	16	66	15	9	7	5	200

Halftime: Kentucky 36-35

Officials: James Burr, Bob Donato, Reggie Greenwood

Attendance: 42,519

#1 DUKE 68 - #1 MICHIGAN ST. 62

March 27, 1999 - St. Petersburg, Fla.

MICHIGAN STATE	FG-FGA	3FG	FT-FTA	O-D-R	PF	TP	A	TO	BS	S	MIN
Antonio Smith, f	3-7	0-0	0-0	5-5-10	5	6	0	0	0	0	34
Jason Klein, f	2-6	1-3	0-0	1-1-2	2	5	0	0	0	1	14
Andre Hutson, f	6-8	0-0	1-1	1-4-5	2	13	1	1	0	0	24
Mateen Cleaves, g	5-16	2-9	0-2	2-1-3	3	12	10	5	0	1	36
Charlie Bell, g	0-2	0-0	2-4	2-1-3	3	2	1	1	0	0	23
Morris Peterson	6-17	0-2	3-4	4-4-8	5	15	1	0	0	2	30
Thomas Kelley	2-8	0-1	0-0	1-3-4	2	4	0	0	0	1	14
A.J. Granger	2-6	1-3	0-0	1-3-4	2	5	0	1	0	0	20
Doug Davis	0-0	0-0	0-0	0-0-0	0	0	0	1	0	0	5
Team				1-0-1							
TOTALS	26-70	4-18	6-11	18-22-40	24	62	13	9	0	5	200

DUKE	FG-FGA	3FG	FT-FTA	O-D-R	PF	TP	A	TO	BS	S	MIN
Chris Carrawell, f	3-8	1-1	6-12	1-3-4	0	13	1	3	0	0	30
Shane Battier, f	2-5	0-3	1-2	4-2-6	3	5	1	2	1	33	
Elton Brand, c	7-10	0-0	4-5	4-11-15	4	18	1	3	1	0	29
William Avery, g	6-14	2-4	0-1	1-4-5	0	14	0	4	0	1	35
Trajan Langdon, g	3-9	1-4	0-1	2-4-6	2	7	3	1	0	0	37
Corey Maggette	3-7	0-1	3-6	2-2-4	0	9	0	0	0	0	17
Chris Burgess	0-1	0-0	0-0	2-2-4	2	0	1	0	2	0	12
Nate James	1-2	0-0	0-0	0-0-0	0	2	0	0	0	1	7
Team				0-0-0							
TOTALS	25-56	4-13	14-27	16-28-44	11	68	7	12	5	3	200

Halftime: Duke 32-30

Officials: David Libbey, Curtis Shaw, John Cahill

Attendance: 41,340



MICHIGAN STATE HAD GREAT FAN SUPPORT ON THE ROAD TO THE FINAL FOUR.

2000 BOX SCORES

The 2000 Spartans entered the NCAA Tournament determined to win a National Championship. For the second year in a row, they entered the tournament as a No. 1 seed, led by a trio of experienced seniors, Mateen Cleaves, Morris Peterson and A.J. Granger. The Spartans had little trouble in their first round matchup, holding Valparaiso to 25 percent (13-of-52) shooting in a 65-38 victory. In the second round against Utah, Cleaves scored 21 points to rally MSU from a 35-32 halftime deficit and defeat the Utes, 73-61. In the Regional Semifinal, MSU took on the fourth-seeded Syracuse Orangemen. SU took a 34-24 halftime lead and led by as many as 11 points with 15 minutes remaining. A halftime lockerroom tirade by Cleaves must have worked, however, as MSU finished the game by outscoring the Orangemen, 37-9, a run that was capped off with 17 unanswered points. MSU faced No. 2 seed Iowa State in the Regional Final. The Spartans held a slim three-point lead at the half, but Iowa State held a nine-point lead with a little over five minutes to go. Once again, Michigan State used a late-game rally, outscoring the Cyclones, 23-5, over the final 5:49 in a 75-64 decision. Cleaves, Granger, Peterson and Andre Hutson all found a spot on the All-Regional team, with Peterson earning Most Outstanding Player honors. In the National Semifinal, State faced Wisconsin for the fourth time of the season. MSU held a slim 19-17 lead at the break. Peterson took over in the second half, scoring 10 points in a 13-2 run to pull away from the Badgers and earn a spot in the National Championship game. After grinding it out with Wisconsin, MSU faced Florida's run and gun offense and pressure defense in the title game. The Spartans opened an 11-point halftime lead. Early in the second half, Cleaves got tangled up with Florida's Teddy Dupay, injuring Cleaves' ankle and forcing him back to the lockerroom. Leading by six, MSU got five straight points from Mike Chappell and held a bigger lead when Cleaves returned four and a half minutes later. State never looked back, capturing its second National Championship in school history with an 89-76 victory. Cleaves was named Most Outstanding Player of the Final Four and was joined by Charlie Bell, Peterson and Granger on the All-Tournament team.

#1 MICHIGAN ST. 65 - #16 VALPARAISO 38

March 16, 2000 - Cleveland, Ohio

MICHIGAN STATE	FG-FGA	3FG	FT-FTA	O-D-R	PF	TP	A	TO	BS	S	MIN
Morris Peterson, f	5-9	1-3	1-1	0-4-4	0	12	0	1	0	0	27
A.J. Granger, f	3-5	1-2	0-0	1-2-3	1	7	1	0	1	0	29
Andre Hutson, c	1-3	0-0	2-2	0-4-4	4	4	2	0	0	0	21
Mateen Cleaves, g	5-11	2-6	3-3	0-2-2	0	15	8	3	0	1	32
Charlie Bell, g	0-3	0-2	0-0	0-4-4	3	0	1	1	0	1	16
Brandon Smith	0-1	0-0	0-0	0-1-1	0	0	0	1	0	0	4
David Thomas	0-1	0-0	1-2	0-2-2	0	1	1	2	0	2	7
Mike Chappell	2-5	1-3	4-6	2-2-4	3	9	0	2	0	0	14
Steve Cherry	0-0	0-0	0-0	0-0-0	0	0	1	0	0	0	2
Jason Richardson	3-6	1-1	2-3	2-8-10	0	9	0	0	0	1	25
Aloysius Anagnonye	0-0	0-0	0-0	0-0-0	1	0	0	0	0	0	3
Adam Ballinger	3-6	0-0	2-2	2-1-3	3	8	0	0	1	0	20
Team				1-1-2							
TOTALS	22-50	6-17	15-19	8-31-39	15	65	14	10	2	5	200

VALPARAISO	FG-FGA	3FG	FT-FTA	O-D-R	PF	TP	A	TO	BS	S	MIN
Lubos Barton, f	4-12	3-7	2-2	3-4-7	4	13	1	1	0	1	31
Jason Jenkins, f	0-5	0-4	0-0	0-3-3	1	0	0	0	0	0	22
Raitis Grafts, c	2-6	0-0	3-4	3-5-8	3	7	2	1	0	1	27
Dwayne Toatley, g	1-7	0-2	0-0	1-2-3	3	2	1	2	0	2	26
Jared Nuness, g	1-3	1-3	0-0	0-2-2	1	3	0	0	0	0	22
Milo Stovall	1-8	1-5	1-2	1-0-1	1	4	1	2	0	0	31
Ivan Vujic	3-8	0-0	0-0	0-4-4	3	6	1	5	2	0	23
Tarrance Price	1-3	0-2	1-2	0-1-1	1	3	0	1	0	0	11
Aaron Thomason	0-0	0-0	0-0	0-0-0	1	0	0	1	0	0	5
Antti Nikkila	0-0	0-0	0-0	0-0-0	0	0	0	0	0	0	2
Team				0-2-2							
TOTALS	13-52	5-23	7-10	8-23-31	18	38	6	13	2	4	200

Halftime: Michigan State 29-15

Officials: Curtis Shaw, Tom Lopes, Olandis Pool

Attendance: 13,374

MSU NCAA TOURNAMENT HISTORY AND RECORDS

#1 MICHIGAN ST. 73 - #8 UTAH 61

March 18, 2000 - Cleveland, Ohio

MICHIGAN STATE	FG-FGA	3FG	FT-FTA	O-D-R	PF	TP	A	TO	BS	S	MIN
Andre Hutson, c	7-9	0-0	5-10	4-4-8	1	19	2	1	0	0	30
Morris Peterson, f	5-11	3-4	0-0	1-2-3	2	13	0	2	0	1	33
A.J. Granger, f	3-5	1-3	0-0	0-3-3	2	7	2	3	0	1	32
Mateen Cleaves, g	7-14	4-7	3-4	0-2-2	1	21	5	1	0	1	36
Charlie Bell, g	2-5	0-1	5-6	1-4-5	1	9	3	1	0	0	32
David Thomas	0-0	0-0	0-0	0-1-1	1	0	0	0	1	0	8
Mike Chappell	0-0	0-0	0-0	0-0-0	0	0	0	0	0	0	2
Jason Richardson	1-2	0-0	0-0	2-2-4	4	2	0	0	0	0	13
Aloysius Anagonye	1-1	0-0	0-0	0-0-0	2	2	1	1	0	0	6
Adam Ballinger	0-0	0-0	0-0	0-0-0	1	0	0	1	0	0	8
Team				2-2-4							
TOTALS	26-47	8-15	13-20	10-20-30	15	73	16	9	1	4	200

UTAH	FG-FGA	3FG	FT-FTA	O-D-R	PF	TP	A	TO	BS	S	MIN
Hanno Mottola, f	5-10	0-2	6-6	1-4-5	4	16	1	3	1	0	34
Alex Jensen, f	5-7	2-4	1-5	2-3-5	4	13	1	1	0	0	36
Phil Cullen, c	3-7	2-6	0-0	0-2-2	2	8	3	1	0	1	25
Tony Harvey, g	7-16	1-6	0-1	0-3-3	2	15	6	1	0	2	38
Jeff Johnsen, g	2-3	1-2	0-0	1-2-3	5	2	2	3	0	1	33
Gary Colbert	0-0	0-0	0-0	0-1-1	0	0	2	0	0	0	13
Mike Puzey	0-1	0-0	0-0	0-0-0	3	0	1	0	0	0	6
Nate Althoff	2-2	0-0	0-0	1-1-2	1	4	0	0	0	0	15
Team				0-0-0							
TOTALS	24-46	6-20	7-12	5-16-21	18	61	16	9	1	4	200

Halftime: Utah 35-32

Officials: Gerald Boudreaux, Mike Thibodeaux, Tom Lopes

Attendance: 13,374

#1 MICHIGAN ST. 75 - #4 SYRACUSE 58

March 23, 2000 - Auburn Hills, Mich.

MICHIGAN STATE	FG-FGA	3FG	FT-FTA	O-D-R	PF	TP	A	TO	BS	S	MIN
Andre Hutson, c	5-7	0-0	1-4	2-3-5	2	11	1	3	0	1	34
Morris Peterson, f	6-10	5-9	4-4	1-2-3	2	21	2	1	1	0	34
A.J. Granger, f	7-11	2-4	3-3	2-2-4	1	19	3	0	2	0	33
Mateen Cleaves, g	4-12	2-6	0-0	0-1-1	1	10	7	3	0	1	38
Charlie Bell, g	3-7	2-4	4-4	1-5-6	1	12	4	2	0	1	29
David Thomas	0-0	0-0	0-0	0-1-1	0	0	0	1	0	0	2
Mike Chappell	0-1	0-0	1-2	1-3-4	2	1	0	0	0	0	15
Jason Richardson	0-1	0-0	0-0	0-3-3	0	0	0	0	0	0	11
Aloysius Anagonye	0-0	0-0	1-2	1-0-1	4	1	0	0	0	0	4
Team				0-2-2							
TOTALS	25-49	11-23	14-19	8-22-30	13	75	17	10	3	3	200

SYRACUSE	FG-FGA	3FG	FT-FTA	O-D-R	PF	TP	A	TO	BS	S	MIN
Damone Brown, f	4-8	0-0	0-0	2-3-5	3	8	0	0	0	0	26
Ryan Blackwell, f	4-13	0-1	1-3	3-3-6	3	9	4	1	0	0	37
Etan Thomas, c	3-3	0-0	1-2	1-5-6	4	7	0	3	2	0	37
Tony Bland, g	1-1	1-1	0-0	0-0-0	0	3	0	0	0	0	8
Jason Hart, g	5-11	1-4	0-0	0-3-3	4	11	10	4	0	3	40
Preston Shumpert	2-6	2-5	0-0	0-2-2	2	6	0	1	0	1	20
Allen Griffin	5-10	0-1	4-4	0-1-1	3	14	1	2	0	1	32
Team				1-3-4							
TOTALS	24-52	4-12	6-9	7-20-27	19	58	15	11	2	5	200

Halftime: Syracuse 34-24

Officials: Scott Thornley, Bob Sitov, Rick Hartzell

Attendance: 21,214

#1 MICHIGAN ST. 75 - #2 IOWA ST. 64

March 25, 2000 - Auburn Hills, Mich.

MICHIGAN STATE	FG-FGA	3FG	FT-FTA	O-D-R	PF	TP	A	TO	BS	S	MIN
Andre Hutson, c	6-9	0-0	5-5	2-9-11	4	17	2	1	0	0	24
Morris Peterson, f	5-13	1-3	7-7	3-4-7	3	18	0	1	1	1	36
A.J. Granger, f	5-8	2-4	6-6	0-0-0	2	18	2	0	0	0	37
Mateen Cleaves, g	4-12	1-4	1-2	0-1-1	4	10	2	5	2	2	35
Charlie Bell, g	3-11	1-6	2-2	0-5-5	4	9	2	1	0	3	27
Brandon Smith	0-0	0-0	0-0	0-0-0	0	0	0	0	0	0	0
David Thomas	0-0	0-0	0-0	0-0-0	1	0	0	0	0	0	4
Mat Ishbia	0-0	0-0	0-0	0-0-0	0	0	0	0	0	0	0
Mike Chappell	1-2	0-1	0-0	0-0-0	1	2	1	0	0	0	15
Jason Richardson	0-1	0-1	0-0	1-1-2	1	0	0	0	0	0	13
Aloysius Anagonye	0-0	0-0	1-2	1-0-1	4	1	0	0	0	0	8
Adam Ballinger	0-0	0-0	0-0	0-0-0	0	0	0	0	0	0	1
Team				0-0-0							
TOTALS	24-56	5-19	22-24	7-20-27	24	75	9	8	3	6	200

IOWA STATE	FG-FGA	3FG	FT-FTA	O-D-R	PF	TP	A	TO	BS	S	MIN
Kantrail Horton, f	1-5	0-3	4-4	0-6-6	2	6	2	3	0	0	32
Stevie Johnson, f	1-1	0-0	0-1	2-3-5	0	2	0	2	0	0	29
Marcus Fizer, c	6-15	1-6	2-2	0-4-4	4	15	1	3	0	0	36
Jamaal Tinsley, g	5-13	3-8	5-7	1-2-3	4	18	2	5	3	0	34
Michael Nurse, g	5-11	5-9	2-2	0-4-4	5	17	1	3	0	0	40
Brandon Hawkins	1-2	0-0	0-0	3-4-7	2	2	0	1	0	1	13
Paul Shirley	1-3	0-0	2-2	3-1-4	5	4	2	2	0	0	16
Team				3-2-5							
TOTALS	20-50	9-26	15-18	12-26-38	24	64	8	19	3	1	200

Halftime: Iowa State 34-31

Officials: Curtis Shaw, Frank Basone, Lonnie Dixon

Attendance: 21,214

#1 MICHIGAN ST. 53 - #8 WISCONSIN 41

April 1, 2000 - Indianapolis, Ind.

MICHIGAN STATE	FG-FGA	3FG	FT-FTA	O-D-R	PF	TP	A	TO	BS	S	MIN
Andre Hutson, c	3-7	0-0	4-5	6-4-10	2	10	0	3	0	0	32
Morris Peterson, f	7-15	2-8	4-4	3-4-7	3	20	0	1	0	1	33
A.J. Granger, f	0-3	0-1	1-2	1-6-7	4	1	1	3	0	0	32
Mateen Cleaves, g	1-7	0-0	9-11	0-4-4	3	11	1	4	0	2	36
Charlie Bell, g	2-9	0-3	0-0	2-6-8	2	4	2	2	0	0	30
Jason Richardson	0-0	0-0	0-0	0-0-0	1	0	0	0	0	0	10
David Thomas	0-0	0-0	0-0	0-0-0	0	0	0	0	0	0	3
Mike Chappell	2-4	0-2	1-1	0-0-0	1	5	0	0	2	0	9
Aloysius Anagonye	1-1	0-0	0-0	1-1-2	2	2	0	1	0	0	12
Adam Ballinger	0-0	0-0	0-0	0-1-1	0	0	0	0	1	0	3
Team				1-2-3							
TOTALS	16-46	2-14	19-23	14-28-42	18	53	4	14	3	3	200

WISCONSIN	FG-FGA	3FG	FT-FTA	O-D-R	PF	TP	A	TO	BS	S	MIN
Andy Kowske, f	1-2	0-0	0-2	0-0-0	4	2	0	0	4	0	20
Mike Kelley, f	1-2	0-1	0-0	0-7-7	3	2	3	0	0	2	30
Mark Vershaw, c	2-11	0-1	1-1	1-1-2	3	5	3	1	0	0	31
Jon Bryant, g	1-5	0-3	0-0	0-1-1	3	2	1	2	0	0	27
Roy Boone, g	6-9	1-1	5-6	1-2-3	2	18	0	5	0	0	25
Charlie Willis	1-4	0-1	0-0	0-1-1	2	2	0	0	0	0	19
Duany Duany	0-2	0-1	0-0	0-0-0	0	0	0	1	0	0	11
Maurice Linton	0-4	0-1	0-0	0-1-1	0	0	0	2	0	0	10
Travon Davis	1-1	1-1	1-2	0-2-2	2	4	1	0	0	0	10
Kirk Penney	2-3	2-3	0-0	0-2-2	0	6	0	0	0	0	14
Erik Faust	0-0	0-0	0-0	0-0-0	0	0	0	0	0	0	1
Robert Smith	0-0	0-0	0-0	0-0-0	0	0	0	0	0	0	1
Julian Swartz	0-0	0-0	0-0	0-0-0	0	0	0	0	0	0	1
Team				0-1-1							
TOTALS	15-43	4-13	7-11	2-18-20	19	41	8	11	4	2	200

Halftime: Michigan State 19-17

Officials: John Clougherty, Andre Patillo, Tim Higgins

Attendance: 43,116

#1 MICHIGAN ST. 89 - #5 FLORIDA 76

April 3, 2000 - Indianapolis, Ind.

MICHIGAN STATE	FG-FGA	3FG	FT-FTA	O-D-R	PF
----------------	--------	-----	--------	-------	----

MSU NCAA TOURNAMENT HISTORY AND RECORDS

2001 BOX SCORES

The defending NCAA Champions, Michigan State entered the 2001 NCAA Tournament as a No. 1 seed for the third straight season. The Spartans were missing 58 points from the 2000 title game, but did boast five seniors, including Charlie Bell and Andre Hutson, who earned postseason honors as juniors. MSU easily defeated Alabama State, 69-35, in the first round before handing Fresno State an 81-65 defeat to advance to the Sweet Sixteen for a fourth straight year. In the Regional Semifinal, MSU took on No. 12 Gonzaga. The Bulldogs had a low seed, yet they were also making their third straight Sweet Sixteen appearance with a tournament-tested team. Michigan State led by just five points at the break and fell behind early in the second half, but Bell scored 21 points as the Spartans eventually pulled away. In the Regional Final, State faced another surprise team in 11th-seeded Temple. The Spartans held a three-point lead at the half, and although they could never pull away, they managed to stay in front, thanks in part to a career-high 19 points from David Thomas. For his efforts, Thomas was named to the All-Regional team, where he joined All-South Regional Most Outstanding Player, Charlie Bell. With a 69-62 victory, MSU's NCAA Tournament record of nine straight victories by double figures was snapped, but the Spartans did become the ninth team to appear in three straight Final Fours and only the third since the field was expanded to 64 teams in 1985. Suddenly, thoughts of a repeat NCAA Champion appeared more realistic. Unfortunately, MSU ran into a hot Arizona squad in Minneapolis. The Wildcats led by just two points at the half, but outscored the Spartans, 48-31, in the second half en route to an 80-61 victory.

#1 MICHIGAN ST. 81 - #9 FRESNO ST. 65

March 18, 2001 - Memphis, Tenn.

MICHIGAN STATE	FG-FGA	3FG	FT-FTA	O-D-R	PF	TP	A	TO	BS	S	MIN
David Thomas, f	5-8	0-0	0-0	6-8-14	2	10	2	3	1	0	27
Aloysius Anagonye, f	5-7	0-0	3-4	4-2-6	3	13	1	1	1	0	20
Andre Hutson, f	5-7	0-0	2-3	2-6-8	2	12	5	1	0	0	33
Charlie Bell, g	6-16	1-4	0-0	2-4-6	1	13	3	7	0	0	34
Jason Richardson, g	3-11	0-3	3-3	1-5-6	3	9	1	2	2	2	26
Marcus Taylor	4-8	1-2	2-2	0-1-1	3	11	1	1	0	0	23
Mike Chappell	3-4	1-1	0-0	0-1-1	3	7	0	0	0	0	12
Zach Randolph	3-6	0-0	0-1	2-1-2	2	6	2	1	1	0	19
Adam Ballinger	0-0	0-0	0-0	0-0-0	0	0	0	0	0	0	6
Team				1-2-3							
TOTALS	34-67	3-10	10-13	18-30-48	19	81	81	15	16	5	200

FRESNO STATE	FG-FGA	3FG	FT-FTA	O-D-R	PF	TP	A	TO	BS	S	MIN
Chris Jeffries, f	4-13	1-3	4-6	1-4-5	1	13	2	0	1	1	34
Shannon Swillis, f	3-8	0-1	1-2	4-2-6	2	7	0	0	2	2	35
Melvin Ely, c	8-13	0-0	1-2	4-2-6	4	17	1	2	0	0	27
Tito Maddox, g	4-16	0-2	3-4	1-5-6	1	11	6	3	0	1	37
Demetrius Porter, g	1-8	0-5	4-5	2-1-6	4	6	1	2	0	1	29
Damon Jackson	2-4	1-2	0-0	1-1-2	1	5	0	0	0	0	7
Noel Felix	1-2	0-1	2-2	0-0-0	1	4	0	0	0	0	9
Travis Demanby	0-2	0-2	0-0	0-0-0	0	0	1	0	0	0	13
Mustafa Al-Sayyad	1-2	0-0	0-0	1-2-3	2	2	0	0	0	0	9
Team				1-0-1							
TOTALS	24-68	2-16	15-21	15-17-32	16	65	11	7	3	5	200

Halftime: Michigan State 37-30

Officials: Tom Lopes, Karl Hess, Rick Hartzell

Attendance: 10,719

#1 MICHIGAN ST. 77 - #12 GONZAGA 62

March 23, 2001 - Atlanta, Ga.

MICHIGAN STATE	FG-FGA	3FG	FT-FTA	O-D-R	PF	TP	A	TO	BS	S	MIN
Aloysius Anagonye, f	0-2	0-0	0-0	1-2-3	4	0	0	0	1	0	17
Andre Hutson, f	8-11	0-0	3-4	14-6-0	2	19	3	1	1	1	29
David Thomas, f	0-4	0-0	0-0	2-3-5	3	0	3	1	0	0	18
Jason Richardson, g	5-13	2-6	0-1	2-5-7	2	12	3	1	2	4	34
Charlie Bell, g	5-12	3-8	8-10	14-6-0	1	21	3	2	1	1	35
Marcus Taylor	3-9	0-4	0-0	0-0-0	1	6	5	2	0	1	23
Mike Chappell	2-3	1-2	0-0	2-4-6	2	5	2	1	0	0	11
Jason Andreas	0-1	0-0	0-0	1-0-1	0	0	0	0	0	0	4
Zach Randolph	4-8	0-0	2-4	1-4-5	1	10	0	1	1	0	19
Adam Ballinger	2-2	0-0	0-0	0-0-0	1	4	0	0	2	0	10
Team				1-1-2							
TOTALS	29-65	6-20	13-15	18-31-49	17	77	19	9	8	7	200

GONZAGA	FG-FGA	3FG	FT-FTA	O-D-R	PF	TP	A	TO	BS	S	MIN
Mark Spink, f	4-7	0-0	2-2	1-4-5	2	10	1	1	0	1	24
Casey Calvary, f	6-15	2-2	3-5	3-8-11	1	17	3	1	2	0	38
Zach Gourde, c	1-2	0-0	2-2	0-2-2	4	4	0	1	0	1	18
Blake Stepp, g	3-11	2-10	0-0	0-3-3	2	8	2	0	0	2	37
Dan Dickau, g	6-17	5-9	2-3	2-2-4	4	19	2	5	0	0	40
Germaine Forbes	0-0	0-0	0-0	0-0-0	0	0	0	0	0	0	5
Alex Hernandez	0-1	0-0	0-0	0-0-0	3	0	0	1	0	0	13
Jimmy Tricco	0-0	0-0	0-0	0-0-0	0	0	0	0	0	0	1
Kyle Blankhead	0-0	0-0	0-0	0-0-0	0	0	0	0	0	0	3
Anthony Reason	1-3	0-1	0-1	0-0-0	2	2	5	0	0	1	12
Cory Violette	1-2	0-0	0-0	1-1-2	2	2	0	1	0	0	8
Jay Sherrell	0-0	0-0	0-0	0-1-1	0	0	0	0	0	0	1
Team				0-1-1							
TOTALS	22-58	9-22	9-13	7-22-29	20	62	13	10	2	5	200

Halftime: Michigan State 37-32

Officials: Tom Lopes, Larry Rose, Olandis Poole

Attendance: 26,873

#1 MICHIGAN ST. 69 - #16 ALABAMA ST. 35

March 16, 2001 - Memphis, Tenn.

MICHIGAN STATE	FG-FGA	3FG	FT-FTA	O-D-R	PF	TP	A	TO	BS	S	MIN
David Thomas, f	3-6	0-1	0-0	0-2-2	2	6	1	0	0	0	19
Andre Hutson, f	7-7	0-0	1-1	5-6-11	2	15	0	0	0	2	27
Aloysius Anagonye, f	1-2	0-0	1-4	2-2-4	3	3	0	2	1	0	13
Charlie Bell, g	3-8	0-4	1-2	0-3-3	0	7	5	3	0	3	27
Jason Richardson, g	6-10	2-4	0-0	2-5-7	1	14	3	3	0	2	25
Marcus Taylor	2-5	0-0	2-2	0-1-1	0	6	3	4	0	0	23
Adam Wolfe	0-2	0-1	0-0	0-0-0	0	0	0	0	0	0	3
Brandon Smith	0-1	0-1	0-0	1-0-1	0	0	0	0	0	0	3
Mat Ishbia	0-2	0-1	0-0	0-2-2	0	0	0	0	0	0	3
Mike Chappell	1-5	0-3	0-0	1-6-7	0	2	0	1	1	2	17
Jason Andreas	0-1	0-0	0-0	1-0-1	1	0	0	0	0	0	3
Zach Randolph	2-4	0-0	8-8	2-3-5	2	12	0	1	1	0	23
Adam Ballinger	2-3	0-0	0-0	0-3-3	2	4	0	0	0	0	14
Team				0-1-1							
TOTALS	27-56	2-1	13-17	14-34-48	13	69	12	14	3	9	200

ALABAMA STATE	FG-FGA	3FG	FT-FTA	O-D-R	PF	TP	A	TO	BS	S	MIN
Keith Gamble, f	3-10	1-6	0-0	2-3-5	2	7	0	0	0	2	29
Tyrone Levett, f	6-13	2-6	3-3	1-1-2	2	17	0	4	0	0	32
Alvin Pettway, c	3-4	0-0	0-2	1-2-3	5	6	1	3	1	0	18
Tobarie Burton, g	1-9	0-5	0-0	0-2-2	4	2	5	2	0	0	34
Joey Ball, g	0-5	0-2	0-0	2-1-3	0	0	0	2	1	1	34
Malcolm Campbell	1-5	1-4	0-0	0-0-0	0	3	0	0	0	0	10
Dupree McKenzie	0-1	0-0	0-0	0-1-1	0	0	0	0	0	0	7
Leonard Hooks	0-1	0-0	0-0	0-2-2	0	0	0	1	0	0	6
Xavier Oliver	0-3	0-0	0-0	1-2-3	1	0	0	0	0	0	8
Angel Branch	0-1	0-0	0-0	1-0-1	1	0	0	2	0	1	9
Michael Green	0-4	0-0	0-0	0-2-2	2	0	0	2	0	0	13
Team				1-1-2							
TOTALS	14-56	4-23	3-5	9-17-26	17	35	6	16	2	4	200

Halftime: Michigan State 29-25

Officials: John Hughes, Karl Hess, Rich Sanfillipo

Attendance: 8,602

MSU NCAA TOURNAMENT HISTORY AND RECORDS

#1 MICHIGAN ST. 69 - #11 TEMPLE 62

March 25, 2001 - Atlanta, Ga.

MICHIGAN STATE	FG-FGA	3FG	FT-FTA	O-D-R	PF	TP	A	TO	BS	S	MIN
David Thomas, f	8-10	1-2	2-3	4-3-7	1	19	2	0	0	2	30
Aloysius Anagnonye, f	1-1	0-0	0-0	0-1-1	5	2	2	1	1	0	19
Andre Hutson, f	2-5	0-0	7-10	12-8-0	3	11	4	0	1	0	34
Charlie Bell, g	6-14	2-7	0-0	0-4-4	2	14	3	3	0	1	36
Jason Richardson, g	4-11	1-3	2-3	0-2-2	1	11	2	3	0	0	31
Marcus Taylor	2-5	0-0	0-0	0-1-1	1	4	3	0	0	0	17
Mike Chappell	0-3	0-3	0-0	0-0-0	0	0	0	1	0	0	7
Zach Randolph	3-5	0-0	2-6	15-9-4	2	8	3	2	0	0	24
Adam Ballinger	0-0	0-0	0-0	0-0-0	0	0	0	0	0	0	2
Team				3-1-4							
TOTALS	26-54	4-15	13-22	14-29-43	15	69	19	11	2	3	200

TEMPLE	FG-FGA	3FG	FT-FTA	O-D-R	PF	TP	A	TO	BS	S	MIN
Alex Wesby, f	3-6	2-5	1-1	2-4-6	5	9	0	0	0	0	34
David Hawkins, f	1-7	0-4	2-2	1-1-2	3	4	0	1	0	1	29
Kevin Lyde, c	10-15	0-0	1-3	3-5-8	4	21	1	0	1	0	40
Lynn Greer, g	7-21	2-7	6-7	0-0-0	2	22	3	1	0	2	40
Quincy Wadley, g	2-12	0-7	0-0	1-3-4	3	4	2	2	0	1	40
Greg Jefferson	0-0	0-0	0-0	0-0-0	1	0	0	0	0	1	7
Ron Rollerson	1-2	0-0	0-0	3-2-5	0	2	0	0	0	0	10
Rouldra Thomas	0-0	0-0	0-0	0-0-0	0	0	0	0	0	0	0
Team				1-1-2							
TOTALS	24-63	4-23	10-13	11-16-27	18	62	6	4	1	5	200

Halftime: Michigan State 30-27

Officials: James Burr, Andre Patillo, Mark Whitehead

Attendance: 25,995

#2 ARIZONA 80 - #1 MICHIGAN ST. 61

March 31, 2001 - Minneapolis, Minn.

MICHIGAN STATE	FG-FGA	3FG	FT-FTA	O-D-R	PF	TP	A	TO	BS	S	MIN
David Thomas, f	4-6	0-0	0-0	4-1-5	1	8	2	3	0	1	20
Aloysius Anagnonye, f	0-1	0-0	0-0	1-1-2	4	0	0	0	0	0	8
Andre Hutson, f	9-14	0-0	2-2	2-3-5	2	20	2	2	2	0	37
Charlie Bell, g	1-10	0-6	1-1	11-9-0	1	3	3	5	0	0	36
Jason Richardson, g	2-11	1-4	1-2	1-6-7	2	6	2	2	0	0	28
Marcus Taylor	3-9	1-4	1-2	0-1-1	3	8	2	2	0	1	20
Adam Ballinger	1-1	0-0	0-1	1-1-2	0	2	0	0	1	0	9
Zach Randolph	5-8	0-0	2-4	4-1-5	3	12	0	1	0	0	24
Mike Chappell	0-0	0-0	2-2	0-0-0	1	2	2	0	0	0	12
Brandon Smith	0-0	0-0	0-0	0-0-0	1	0	0	0	0	0	3
Adam Wolfe	0-0	0-0	0-0	0-0-0	0	0	0	0	0	0	1
Jason Andreas	0-0	0-0	0-0	0-0-0	0	0	0	0	0	0	1
Mat Ishbia	0-1	0-0	0-0	0-0-0	0	0	0	0	0	0	1
Team				2-1-3							
TOTALS	25-61	2-14	9-14	16-24-40	18	61	11	15	3	2	200

ARIZONA	FG-FGA	3FG	FT-FTA	O-D-R	PF	TP	A	TO	BS	S	MIN
Michael Wright, f	6-10	0-0	1-1	1-2-3	2	13	0	1	1	0	23
Richard Jefferson, f	6-13	3-5	2-4	3-5-8	1	17	2	2	2	2	34
Loren Woods, c	5-13	0-0	1-1	0-8-8	2	11	2	1	3	0	37
Gilbert Arenas, g	4-7	1-2	3-4	1-1-2	2	12	7	1	0	6	27
Jason Gardner, g	6-11	3-7	6-6	0-1-1	1	21	1	1	1	3	38
Eugene Edgeron	3-4	0-0	0-0	3-3-6	1	6	1	0	0	0	17
Luke Walton	0-1	0-0	0-0	0-1-1	0	0	2	2	0	0	16
Justin Wessel	0-0	0-0	0-0	0-0-0	1	0	0	0	0	1	3
Lamont Frazier	0-1	0-0	0-0	0-0-0	1	0	0	0	0	0	4
Travis Hanour	0-0	0-0	0-0	0-0-0	0	0	0	0	0	0	1
Team				4							
TOTALS	30-60	7-14	13-16	8-25-33	11	80	15	8	7	12	200

Halftime: Arizona 32-30

Officials: Tim Higgins, Tony Greene, Bob Donato

Attendance: 45,406.

2002 BOX SCORE

For the first time since 1985, Michigan State entered the NCAA Tournament as a No. 10 seed, facing North Carolina State in the first round. Both teams had some offensive struggles in the first half, but MSU finished on an 8-0 run to take a 30-18 lead into the break. The second half proved to be a different story as the Wolfpack shot 67 percent (12-of-18) from the field and scored 25 more points from the foul line, quickly erasing their deficit and building a comfortable lead of their own on their way to a 69-58 victory.

#7 N. CAROLINA ST. 69 - #10 MICHIGAN ST. 58

March 15, 2002 - Washington, D.C.

MICHIGAN STATE	FG-FGA	3FG	FT-FTA	O-D-R	PF	TP	A	TO	BS	S	MIN
Aloysius Anagnonye, f	1-2	0-0	0-0	1-6-7	2	2	0	3	1	2	34
Adam Ballinger, f	2-6	0-1	2-2	0-1-1	4	6	0	0	0	0	28
Marcus Taylor, g	5-22	3-13	5-5	1-2-3	4	18	6	0	0	1	37
Alan Anderson, g	1-1	0-0	3-3	1-1-2	5	5	0	5	0	0	13
Kelvin Torbert, g	1-5	0-0	0-0	3-4-7	3	2	1	3	0	0	28
Chris Hill	5-11	4-9	7-8	1-0-1	4	21	1	3	0	1	34
Mat Ishbia	0-0	0-0	0-0	0-0-0	1	0	0	0	0	0	1
Tim Bograkovs	1-4	0-0	0-0	4-0-4	4	2	0	0	0	0	14
Jason Andreas	1-2	0-0	0-0	0-3-3	1	2	0	1	1	0	11
Team				1-4-5							
TOTALS	17-53	7-23	17-18	12-21-33	28	58	8	16	2	4	200

NORTH CAROLINA ST.	FG-FGA	3FG	FT-FTA	O-D-R	PF	TP	A	TO	BS	S	MIN
Josh Powell, f	1-3	0-0	1-1	0-0-0	1	3	1	1	0	0	8
Marcus Melvin, f	0-2	0-0	5-6	2-3-5	3	5	1	0	0	2	36
Anthony Grundy, g	5-10	0-2	6-6	0-6-6	4	16	1	0	0	2	24
Archie Miller, g	2-5	1-2	3-4	0-1-1	3	8	2	2	0	3	34
Julius Hodge, g	5-8	0-0	6-8	1-2-3	2	16	1	4	0	0	36
Ilian Evtimov, g	4-10	1-4	3-3	0-2-2	3	12	2	2	1	0	33
Scooter Sherrill	0-0	0-0	4-4	1-2-3	1	4	1	1	0	0	11
Clifford Crawford	1-4	0-1	3-4	0-2-2	0	5	0	0	0	0	15
Jordan Collins	0-0	0-0	0-0	0-0-0	1	0	0	0	0	0	3
Team				0-6-6							
TOTALS	18-42	2-9	31-36	4-24-28	18	69	9	10	1	7	200

Halftime: Michigan State 30-18

Officials: Tony Greene, George Harry, James Haney

Attendance: 17,725



THE SPARTANS CELEBRATE DURING A CBS INTERVIEW AFTER BEATING TEMPLE.

MSU NCAA TOURNAMENT HISTORY AND RECORDS

2003 BOX SCORES

In the first round, Michigan State made quick work of Colorado in a 79-64 victory, scoring a season-high 44 first-half points. In the second round, MSU shocked the home-state and No. 2 seed Florida Gators with a 68-46 thumping. Freshman Maurice Ager scored a season-high 16 points as a suffocating defense held the run-and-gun Gators to their lowest point total in seven years. In the Sweet Sixteen, MSU jumped on top of the Terrapins early and built a 14-point lead in the second half, only to watch Maryland reclaim the lead. Down the stretch, freshman Paul Davis scored MSU's last six points, including a game-tying two-handed dunk and a game-winning bank shot with 4.7 seconds left, advancing State to its fourth Elite Eight in five years, becoming just the third school in basketball history to accomplish that feat since the tournament expanded to 64 teams in 1985. MSU's magic ran out in the regional final against top-seeded Texas, falling 85-76. Freshmen Davis and Erazem Lorbek were named to the All-South Region Team.

#7 MICHIGAN ST. 79 - #10 COLORADO 64

March 21, 2003 - Tampa, Fla.

MICHIGAN STATE	FG-FGA	3FG	FT-FTA	O-D-R	PF	TP	A	TO	BS	S	MIN
Alan Anderson, f	4-9	0-0	6-6	4-0-4	1	14	7	2	0	1	34
Erazem Lorbek, f	8-15	1-1	0-0	1-4-5	3	17	0	0	1	2	30
Aloysius Anagnonye, c	1-3	0-0	4-4	1-6-7	2	6	1	1	0	0	23
Chris Hill, g	4-10	4-9	3-4	0-4-4	0	15	2	2	0	1	34
Kelvin Torbert, g	2-6	0-0	0-2	1-3-4	4	4	3	1	0	0	35
Rashi Johnson	0-0	0-0	2-2	0-2-2	0	2	1	2	0	0	8
Maurice Ager	2-4	1-2	1-1	0-3-3	2	6	0	2	0	0	10
Paul Davis	3-7	0-0	4-6	1-3-4	4	10	1	0	0	0	15
Jason Andreas	0-0	0-0	0-0	0-0-0	0	0	0	0	0	0	4
Adam Ballinger	2-2	1-1	0-0	0-2-2	2	5	1	0	0	1	7
Team				2-1-3							
TOTALS	26-56	7-13	20-25	10-28-38	18	79	16	11	1	5	200

COLORADO	FG-FGA	3FG	FT-FTA	O-D-R	PF	TP	A	TO	BS	S	MIN
Stephane Pelle, f	3-11	0-0	1-2	1-5-6	1	7	0	0	2	2	28
Blair Wilson, f	5-10	3-5	0-0	1-2-3	3	13	2	1	0	2	32
David Harrison, c	5-9	0-0	3-7	3-3-6	3	13	0	1	7	0	34
Michel Morandais, g	7-14	1-3	0-0	2-6-8	4	15	3	3	1	1	33
Antoine McGee, g	2-4	0-1	0-0	0-0-0	2	4	1	1	0	0	18
Glenn Eddy	1-3	0-1	0-0	1-1-2	1	2	0	1	0	0	11
James Wright	0-2	0-2	0-0	0-0-0	2	0	2	4	0	0	19
Chris Copeland	2-5	1-2	1-2	1-3-4	0	6	0	2	0	0	14
Lamar Harris	1-2	0-0	2-6	1-3-4	3	4	1	0	0	1	11
Team				2-0-2							
TOTALS	26-60	5-14	7-17	12-23-35	19	64	9	13	8	6	200

Halftime: Michigan State 44-29

Officials: Tony Greene, George Harry, Joseph Lindsay

Attendance: 20,224.

#7 MICHIGAN ST. 68 - #2 FLORIDA 46

March 23, 2003 - Tampa, Fla.

MICHIGAN STATE	FG-FGA	3FG	FT-FTA	O-D-R	PF	TP	A	TO	BS	S	MIN
Alan Anderson, f	1-3	0-0	5-7	1-3-4	2	7	5	3	0	0	34
Erazem Lorbek, f	4-7	2-5	2-4	2-5-7	4	12	1	1	0	1	27
Aloysius Anagnonye, c	3-3	0-0	0-0	0-1-1	5	6	0	2	0	1	16
Chris Hill, g	5-8	2-5	0-0	0-3-3	2	12	3	0	0	0	31
Kelvin Torbert, g	2-8	0-1	3-4	2-0-2	2	7	4	1	0	1	29
Adam Wolfe	0-0	0-0	0-0	0-0-0	0	0	0	0	0	0	1
Rashi Johnson	0-0	0-0	0-0	0-1-1	0	0	0	0	0	0	3
Maurice Ager	6-9	2-5	2-2	0-1-1	0	16	1	0	0	0	20
Tim Bograkov	0-0	0-0	0-0	0-0-0	1	0	0	0	0	0	2
Paul Davis	4-5	0-0	0-1	1-4-5	1	8	0	1	0	2	24
Jason Andreas	0-0	0-0	0-0	0-0-0	1	0	0	1	0	0	3
Brian Westrick	0-1	0-0	0-0	0-0-0	0	0	0	0	0	0	1
Adam Ballinger	0-1	0-0	0-0	2-1-3	0	0	1	0	0	0	9
Team				1-2-3							
TOTALS	25-45	6-16	12-18	9-21-30	18	68	15	10	0	5	200

FLORIDA	FG-FGA	3FG	FT-FTA	O-D-R	PF	TP	A	TO	BS	S	MIN
Matt Bonner, f	2-9	2-6	0-1	1-5-6	4	6	1	3	0	0	35
Matt Walsh, f	2-6	1-3	0-0	1-1-2	2	5	3	1	0	0	23
David Lee, c	5-8	0-0	6-7	2-2-4	4	16	2	4	0	1	32
Anthony Roberson, g	0-6	0-6	0-0	0-0-0	1	0	2	2	0	0	23
Justin Hamilton, g	5-7	2-2	0-0	0-1-1	2	12	0	1	0	1	36
Mario Boggan	0-0	0-0	0-0	0-0-0	0	0	0	0	0	0	1
Adrian Moss	1-1	0-0	0-0	1-2-3	3	2	0	0	1	0	7
Chris Capko	0-0	0-0	0-0	0-0-0	0	0	0	0	0	0	1
Brett Nelson	0-4	0-4	0-0	0-0-0	1	0	0	0	0	0	16
Christian Drejer	0-0	0-0	3-4	0-1-1	2	3	0	0	0	0	18
Rashid Al-Kaleem	0-0	0-0	0-0	0-0-0	0	0	0	0	0	0	2
Bonell Colas	1-2	0-0	0-0	2-0-2	1	2	1	3	0	0	6
Team				1-2-3							
TOTALS	16-43	5-21	9-12	8-14-22	20	46	9	14	1	2	200

Halftime: Michigan State 37-27

Officials: Jim Haney, Curtis Shaw, Joseph Lindsay

Attendance: 21,304

#7 MICHIGAN ST. 60 - #6 MARYLAND 58

March 28, 2003 - San Antonio, Texas

MICHIGAN STATE	FG-FGA	3FG	FT-FTA	O-D-R	PF	TP	A	TO	BS	S	MIN
Alan Anderson, f	4-8	0-0	2-2	0-5-5	2	10	2	4	0	1	29
Aloysius Anagnonye, f	2-4	0-0	0-0	3-5-8	2	4	0	3	0	0	22
Erazem Lorbek, f	1-3	1-2	2-4	0-1-1	5	5	0	0	0	1	16
Chris Hill, g	3-14	2-7	0-0	1-2-3	3	8	5	3	0	1	28
Kelvin Torbert, g	1-6	0-1	0-0	1-1-2	1	2	0	3	1	2	33
Rashi Johnson	0-1	0-1	0-0	0-1-1	0	0	1	1	0	1	9
Maurice Ager	4-8	2-4	0-0	1-3-4	3	10	1	1	0	0	20
Tim Bograkov	0-0	0-0	0-0	0-0-0	1	0	0	0	0	0	2
Paul Davis	5-7	0-0	3-3	0-5-5	2	13	0	2	1	0	22
Jason Andreas	0-0	0-0	0-0	1-0-1	0	0	0	0	0	0	3
Adam Ballinger	2-5	1-2	3-3	0-1-1	1	8	1	0	1	2	16
Team				4-2-6							
TOTALS	22-56	6-17	10-12	11-26-37	20	60	10	18	3	8	200

MARYLAND	FG-FGA	3FG	FT-FTA	O-D-R	PF	TP	A	TO	BS	S	MIN
Ryan Randle, f	2-10	0-0	2-2	2-2-4	3	6	0	4	0	0	22
Tahj Holden, f	2-7	0-2	4-6	1-8-9	3	8	1	3	3	234	Calvin
McCall, g	2-4	0-1	0-0	1-0-1	2	4	1	0	0	1	21
Drew Nicholas, g	6-14	1-7	5-5	0-2-2	0	18	0	1	0	2	35
Steve Blake, g	3-9	1-5	4-4	2-4-6	2	11	3	5	0	5	36
Jamar Smith	3-6	0-0	1-1	1-4-5	1	7	0	0	1	0	21
Andre Collins	0-1	0-1	0-0	0-1-1	1	0	0	0	0	0	2
Travis Garrison	0-0	0-0	0-0	0-0-0	2	0	0	0	0	0	2
John Gilchrist	2-3	0-0	0-0	1-1-2	0	4	2	2	0	2	21
Nik Caner-Medley	0-0	0-0	0-0	1-1-2	1	0	1	0	0	0	6
Team				0-1-1							
TOTALS	20-54	2-16	16-18	9-24-33	15	58	8	15	4	12	200

Halftime: Michigan State 29-24

Officials: Mike Kitts, Edwin Edsall, Edward Corbett

Attendance: 33,009

#1 TEXAS 85 - #7 MICHIGAN STATE 76

March 30, 2003 - San Antonio, Texas

MICHIGAN STATE	FG-FGA	3FG	FT-FTA	O-D-R	PF	TP	A	TO	BS	S	MIN
Alan Anderson, f	3-6	0-0	3-3	2-2-4	5	9	3	2	1	0	29
Aloysius Anagnonye, f	2-3	0-0	4-5	3-1-4	2	8	2	3	0	0	24
Erazem Lorbek, f	6-11	1-2	1-2	2-7-9	3	14	1	1	0	0	29
Chris Hill, g	3-7	3-6	1-2	0-2-2	4	10	3	4	0	1	29
Kelvin Torbert, g	3-6	2-3	0-0	0-3-3	4	8	0	0	0	0	32
Adam Wolfe	0-0	0-0	0-0	0-0-0	0	0	0	0	0	0	0
Rashi Johnson	0-2	0-1	0-0	0-0-0	2	0	0	0	0	0	5
Maurice Ager	3-7	2-3	2-2	0-2-2	4	10	0	0	0	0	24
Tim Bograkov	0-0	0-0	0-0	0-1-1	1	0	0	0	0	0	1
Paul Davis	4-9	0-0	7-12	0-7-7	2	15	1	1	1	0	20
Adam Ballinger	1-3	0-1	0-0	1-1-2	1	2	1	1	0	0	7
Team				4-0-4							
TOTALS	25-54	8-16	18-26	12-16-38	28	76	11	12	2	1	200

TEXAS	FG-FGA	3FG	FT-FTA	O-D-R	PF	TP	A	TO	BS	S	MIN
Brandon Mouton, f	4-11	1-3	7-10	0-0-0	1	16	3	1	1	1	33
Brad Buckman, f	3-4	0-0	5-6	2-2-4	3	11	0	1	0	3	18
James Thomas, c	1-2	0-0	3-5	2-5-7	4						

MSU NCAA TOURNAMENT HISTORY AND RECORDS

2004 BOX SCORES

Michigan State led Nevada by as many as 16 points in the first half and took a nine-point lead into halftime. In the second half, however, the Spartans shot just 32.1 percent from the floor, scoring just 23 second-half points. MSU still led by 10 points with fewer than 10 minutes remaining, but scored just seven points in the final 9:51 of the game as Nevada rallied for a 72-66 win.

#10 NEVADA 72 - #7 MICHIGAN ST. 66

March 18, 2004 - Seattle, Wash.

MICHIGAN STATE	FG-FGA	3FG	FT-FTA	O-D-R	PF	TP	A	TO	BS	S	MIN
Alan Anderson, f	2-5	1-2	5-6	2-2-4	3	10	3	3	0	3	27
Paul Davis, c	5-9	0-0	6-6	1-5-6	5	16	1	3	0	2	26
Shannon Brown, g	1-4	0-0	0-0	0-0-0	2	2	1	0	0	0	11
Chris Hill, g	3-9	1-5	0-0	0-3-3	2	7	4	0	0	1	34
Kelvin Torbert, g	3-6	2-4	2-2	1-1-2	4	10	3	3	0	1	31
Rashi Johnson	0-0	0-0	0-0	0-0-0	0	0	0	0	0	0	1
Maurice Ager	2-10	1-5	1-1	1-4-5	4	6	1	2	0	0	29
Matt Trannon	1-3	0-0	1-3	1-1-2	1	3	0	1	0	1	6
Tim Bograkov	1-1	0-0	0-0	0-1-1	2	2	0	1	0	1	9
Drew Naymick	1-2	0-0	0-0	0-0-0	1	2	0	1	0	0	2
Jason Andreas	4-6	0-0	0-0	0-2-2	1	8	1	0	0	0	24
Team				0-1-1							
TOTALS	23-55	5-16	15-18	6-20-26	25	66	14	14	0	9	200

NEVADA	FG-FGA	3FG	FT-FTA	O-D-R	PF	TP	A	TO	BS	S	MIN
Kevinn Pinkney, f	3-5	1-2	6-7	0-2-2	3	13	0	3	0	0	33
Nick Fazekas, f	5-7	0-2	2-2	0-7-7	3	12	0	2	0	1	27
Kirk Snyder, g	6-17	3-9	4-6	0-1-1	0	19	3	5	0	3	37
Todd Okeson, g	2-7	2-7	8-8	0-0-0	3	14	1	1	0	1	36
Garry Hill-Thomas, g	3-4	0-0	3-4	1-5-6	2	9	4	2	0	1	32
Marcelus Kemp	1-6	1-2	0-0	1-2-3	1	3	2	1	0	0	16
Jermaine Washington	0-0	0-0	0-0	0-1-1	2	0	0	1	0	0	4
Sean Paul	0-0	0-0	2-2	0-2-2	2	2	0	3	2	0	15
Team				3-3-6							
TOTALS	20-46	7-22	25-29	5-23-28	17	72	10	17	2	6	200

Halftime: Michigan State 43-34

Officials: Curtis Shaw, Reginald Cofer, Kerry Sitton

Attendance: 15,827

2005 BOX SCORES

No. 5 seed Michigan State opened the 2005 NCAA Tournament against Old Dominion. The Monarchs held a 42-37 halftime lead, but the Spartans mounted a surge in the last nine minutes to claim victory. In the next round, the Spartans used their depth and athleticism to wear down Vermont, 72-61. In the Sweet Sixteen, MSU used a 16-3 second-half run to pull away from Duke in a 78-68 win. The Regional Final featured a rematch of the 1999 Elite Eight contest between MSU and Kentucky. The Spartans appeared on their way to St. Louis, until UK's Patrick Sparks hit a game-tying 3-pointer at the end of regulation. The first overtime could not produce a winner, sending the game into a second extra period, where MSU scored the first five points en route to a 94-88 win. Shannon Brown was named Most Outstanding Player of the Austin Regional after a 24-point performance, joining Maurice Ager and Paul Davis on the All-Regional team. Making their fourth trip to the Final Four in seven years, the Spartans held a 38-33 halftime lead over North Carolina. With the game tied at 49, the Tar Heels took control with a 12-0 run, ending MSU's season.

#5 MICHIGAN ST. 89 - #12 OLD DOMINION 81

March 18, 2005 - Worcester, Mass.

MICHIGAN STATE	FG-FGA	3FG	FT-FTA	O-D-R	PF	TP	A	TO	BS	S	MIN
Alan Anderson, f	4-5	1-1	6-6	0-4-4	4	15	3	1	0	1	25
Paul Davis, c	5-8	0-0	4-4	2-4-6	4	14	0	3	0	1	30
Shannon Brown, g	3-7	1-4	6-7	0-3-3	0	13	0	1	1	0	24
Drew Neitzel, g	3-5	1-1	2-2	0-1-1	0	9	1	3	0	2	17
Maurice Ager, g	4-9	0-2	5-6	1-2-3	1	13	0	2	0	1	30
Chris Hill	2-7	0-5	2-7	1-2-3	2	6	6	2	0	2	23
Matt Trannon	1-1	0-0	2-2	0-0-0	2	4	0	0	0	0	13
Kelvin Torbert	6-8	0-1	1-2	0-4-4	3	13	0	0	0	1	26
Tim Bograkov	0-0	0-0	0-0	0-0-0	1	0	1	0	0	1	3
Drew Naymick	1-1	0-0	0-0	1-3-4	5	2	0	1	0	0	9
Team				0-2-2							
TOTALS	29-51	3-14	28-36	5-25-30	22	89	11	13	1	9	200

OLD DOMINION	FG-FGA	3FG	FT-FTA	O-D-R	PF	TP	A	TO	BS	S	MIN
Valdas Vasylius, f	4-8	2-5	2-3	0-2-2	4	12	0	3	0	1	23
Alex Loughton, c	6-18	1-2	9-10	6-5-11	4	22	6	0	1	0	29
Isaiah Hunter, g	3-10	0-2	7-8	0-2-2	3	13	1	2	0	3	31
Drew Williamson, g	2-3	2-2	0-0	0-2-2	4	6	1	3	0	2	25
Kiah Thomas, g	3-7	2-5	0-0	0-4-4	2	8	2	2	0	0	33
John Morris	0-0	0-0	0-0	0-0-0	0	0	0	0	0	1	6
Brandon Johnson	3-5	0-0	1-1	1-3-4	4	7	2	0	0	1	17
Brian Henderson	0-0	0-0	0-0	1-0-1	2	0	0	1	0	0	8
Jason Thompson	0-0	0-0	0-0	0-0-0	0	0	0	0	0	0	2
Sam Harris	0-0	0-0	0-0	0-0-0	2	0	0	1	0	0	5
Arnaud Dahi	5-10	0-4	3-4	2-2-4	4	13	1	3	0	1	21
Team				0							
TOTALS	26-61	7-20	22-26	10-20-30	29	81	13	15	1	9	200

Halftime: Old Dominion 42-37

Officials: Curtis Shaw, Tracy Woodson, John Caldwell

Attendance: 13,009

#5 MICHIGAN ST. 72 - #13 VERMONT 61

March 20, 2005 - Worcester, Mass.

MICHIGAN STATE	FG-FGA	3FG	FT-FTA	O-D-R	PF	TP	A	TO	BS	S	MIN
Alan Anderson, f	2-4	0-2	7-8	1-6-7	4	11	0	2	1	0	24
Paul Davis, c	5-12	0-0	1-2	6-8-14	1	11	1	2	1	1	30
Shannon Brown, g	3-6	0-2	0-0	0-4-4	2	6	1	3	0	3	30
Drew Neitzel, g	3-3	0-0	0-0	0-0-0	1	6	7	2	0	0	23
Maurice Ager, g	7-13	2-2	3-4	2-1-3	0	19	0	0	0	0	28
Chris Hill	1-5	0-4	0-0	0-4-4	1	2	2	0	0	0	15
Matt Trannon	0-1	0-0	0-0	1-0-1	4	0	0	0	0	0	11
Kelvin Torbert	5-11	0-2	4-6	1-1-2	0	14	1	0	1	0	21
Tim Bograkov	0-0	0-0	0-0	0-0-0	0	0	0	0	0	0	3
Drew Naymick	1-1	0-0	1-2	0-2-2	3	3	0	0	0	0	12
Team				1-1-2							
TOTALS	27-56	2-12	16-22	12-27-39	16	72	12	9	4	4	200

VERMONT	FG-FGA	3FG	FT-FTA	O-D-R	PF	TP	A	TO	BS	S	MIN
Taylor Coppenrath, f	5-23	0-1	6-10	10-4-14	3	16	2	3	0	0	38
Germain Mopa Njila, f	0-6	0-0	0-0	1-7-8	4	0	2	0	0	1	37
Martin Klimes, c	5-7	0-0	2-2	5-3-8	5	12	0	4	0	0	30
T.J. Sorrentine, g	9-23	6-15	2-2	0-2-2	2	26	1	1	0	1	40
David Hehn, g	1-4	0-2	0-0	2-2-4	0	2	0	1	0	2	30
Kyle Cieplicki	0-1	0-0	0-0	0-0-0	1	0	0	0	0	0	4
Chad Powlovich	0-0	0-0	0-0	0-0-0	0	0	0	0	0	0	0
Alex Jensen	0-1	0-1	0-0	0-0-0	0	0	0	0	0	0	3
Ryan Schneider	1-2	0-1	0-0	1-0-1	1	2	0	0	0	0	6
Josh Duell	1-3	1-2	0-0	1-0-1	3	3	0	0	0	0	12
Team				3-0-3							
TOTALS	22-70		10-14	23-18-41	19	61	5	9	0	4	200

Halftime: Michigan State 35-28

MSU NCAA TOURNAMENT HISTORY AND RECORDS

#5 MICHIGAN ST. 78 - #1 DUKE 68

March 25, 2005 - Austin, Texas

MICHIGAN STATE	FG-FGA	3FG	FT-FTA	O-D-R	PF	TP	A	TO	BS	S	MIN
Alan Anderson, f	6-11	3-4	2-2	1-7-8	4	17	2	5	0	5	32
Paul Davis, c	6-14	0-0	8-10	17-15-2	3	20	2	1	0	0	33
Shannon Brown, g	3-9	1-2	4-4	1-1-2	0	11	1	2	0	2	26
Drew Neitzel, g	2-5	0-0	1-2	0-0-0	2	5	3	2	0	0	21
Maurice Ager, g	6-13	0-3	2-3	2-4-6	3	14	0	2	0	1	28
Chris Hill	0-6	0-3	2-2	0-0-0	2	2	3	0	0	2	18
Matt Trannon	1-2	0-0	0-0	2-1-3	2	2	0	0	0	2	11
Anthony Hamo	0-0	0-0	0-0	0-0-0	0	0	0	0	0	0	1
Kelvin Torbert	3-4	1-2	0-0	2-2-4	5	7	0	2	0	0	18
Tim Bograkovs	0-0	0-0	0-0	0-0-0	0	0	1	0	0	1	9
Drew Naymick	0-1	0-0	0-0	1-0-1	1	0	0	2	0	0	1
Andy Harvey	0-0	0-0	0-0	0-0-0	0	0	0	0	0	0	1
Delco Rowley	0-0	0-0	0-0	0-1-1	0	0	0	0	0	0	1
Team				0-1-1							
TOTALS	27-65	5-14	19-23	16-22-38	22	78	12	16	0	13	200

DUKE	FG-FGA	3FG	FT-FTA	O-D-R	PF	TP	A	TO	BS	S	MIN
Shelden Williams, f	5-10	0-0	9-10	1-7-8	5	19	1	4	2	3	32
Shavlik Randolph, f	0-0	0-0	0-2	0-2-2	3	0	0	2	0	1	18
J.J. Redick, g	4-14	3-9	2-2	1-2-3	0	13	2	2	0	0	39
Daniel Ewing, g	7-16	2-7	2-4	2-3-5	3	18	2	6	0	5	38
Sean Dockery, g	0-1	0-1	0-0	0-1-1	3	0	1	4	0	1	26
Lee Melchionni	3-6	2-5	2-2	1-4-5	2	10	1	1	0	0	22
David McClure	0-0	0-0	0-0	0-0-0	0	0	0	0	0	0	1
DeMarcus Nelson	3-4	0-1	2-4	3-0-3	2	8	0	3	0	0	18
Reggie Love	0-0	0-0	0-0	1-3-4	4	0	1	0	0	1	6
Team				0-2-2							
TOTALS	22-51	7-23	17-24	9-24-33	22	68	8	22	2	11	200

Halftime: Tied 32-32

Officials: Mike Kitts, David Libbey, Reggie Greenwood

Attendance: 16,239

#5 MICHIGAN ST. 94 - #2 KENTUCKY 88 (2OT)

March 27, 2005 - Austin, Texas

MICHIGAN STATE	FG-FGA	3FG	FT-FTA	O-D-R	PF	TP	A	TO	BS	S	MIN
Alan Anderson, f	3-7	1-1	6-6	3-6-9	2	13	1	2	0	0	38
Paul Davis, c	6-13	0-0	3-5	6-5-11	3	15	0	4	0	0	41
Shannon Brown, g	8-10	5-6	3-4	2-2-4	3	24	1	1	0	0	36
Drew Neitzel, g	1-4	1-1	0-0	0-0-0	2	3	1	0	0	0	14
Maurice Ager, g	6-13	2-4	7-8	3-5-8	1	21	1	0	1	1	39
Chris Hill	3-7	1-4	0-0	0-1-1	4	7	4	3	0	2	27
Matt Trannon	2-2	0-0	0-1	1-0-1	3	4	1	1	1	2	17
Anthony Hamo	0-0	0-0	0-0	0-0-0	0	0	0	0	0	0	1
Kelvin Torbert	1-8	0-3	5-6	0-2-2	2	7	3	1	1	1	25
Tim Bograkovs	0-0	0-0	0-0	0-0-0	0	0	0	0	0	0	6
Drew Naymick	0-1	0-0	0-0	0-1-1	0	0	1	0	0	0	4
Andy Harvey	0-0	0-0	0-0	0-0-0	0	0	0	0	0	0	1
Delco Rowley	0-0	0-0	0-0	0-0-0	0	0	0	0	0	0	1
Team				2-1-3							
TOTALS	30-64	10-19	24-30	17-23-40	20	94	15	13	3	6	250

KENTUCKY	FG-FGA	3FG	FT-FTA	O-D-R	PF	TP	A	TO	BS	S	MIN
Kelenna Azubuike, f	2-6	2-3	3-4	2-2-4	5	9	3	1	0	0	35
Chuck Hayes, f	8-11	0-0	0-0	2-3-5	4	16	3	1	0	1	35
Randolph Morris, c	6-12	0-0	8-10	3-0-3	3	20	0	2	2	0	35
Rajon Rondo, g	3-8	0-0	1-3	2-0-3	3	7	3	3	0	3	27
Patrick Sparks, g	5-12	5-9	0-1	1-2-3	2	15	1	2	0	1	30
Brandon Stockton	0-0	0-0	0-0	0-0-0	0	0	0	0	0	0	1
Ravi Moss	2-4	2-3	0-0	0-6-6	3	6	0	0	0	1	21
Ramel Bradley	1-5	0-2	4-4	1-2-3	2	6	3	2	0	0	18
Lukasz Obrzut	0-0	0-0	0-0	0-0-0	0	0	0	0	0	0	4
Preston LeMaster	0-0	0-0	0-0	0-0-0	0	0	0	0	0	0	1
Bobby Perry	0-1	0-0	0-0	1-1-2	1	0	0	0	1	0	17
Shagari Alleyne	0-0	0-0	0-0	0-0-0	0	0	0	0	0	0	1
Sheray Thomas	2-2	0-0	0-0	0-1-1	1	4	1	0	0	0	8
Joe Crawford	2-8	0-2	1-1	3-1-4	1	5	0	0	0	1	17
Team				1-0-1							
TOTALS	31-69	9-19	17-23	16-21-37	25	88	14	11	3	7	250

Halftime: UK 37-33

End of Regulation: Tied 75-75

Officials: Jim Burr, Mark Whitehead, John Higgins

End of 1st OT: Tied 81-81

Attendance: 16,239.

#1 NORTH CAROLINA 87 - #5 MICHIGAN ST. 71

April 2, 2005 - St. Louis, Mo.

MICHIGAN STATE	FG-FGA	3FG	FT-FTA	O-D-R	PF	TP	A	TO	BS	S	MIN
Alan Anderson, f	0-4	0-0	0-0	1-3-4	3	0	0	1	0	1	20
Paul Davis, c	6-16	0-1	2-4	5-10-15	3	14	1	3	1	3	33
Shannon Brown, g	6-14	3-6	0-0	0-1-1	2	15	1	4	0	1	29
Drew Neitzel, g	1-3	0-1	0-1	0-3-3	2	2	3	1	0	0	15
Maurice Ager, g	6-18	2-6	10-10	1-2-3	1	24	1	1	1	0	28
Chris Hill	1-6	1-5	0-0	0-1-1	2	3	2	1	0	2	18
Matt Trannon	1-1	0-0	2-2	1-2-3	3	4	0	0	1	1	15
Anthony Hamo	0-0	0-0	0-0	1-0-1	0	0	0	0	0	0	1
Kelvin Torbert	4-11	1-4	0-0	2-3-5	1	9	6	0	1	2	26
Tim Bograkovs	0-0	0-0	0-1	1-0-1	1	0	0	0	0	0	6
Drew Naymick	0-1	0-0	0-0	2-2-4	1	0	1	0	0	0	7
Andy Harvey	0-0	0-0	0-0	0-0-0	0	0	0	0	0	0	1
Delco Rowley	0-0	0-0	0-0	0-0-0	0	0	0	0	0	0	1
Team				1-0-1							
TOTALS	25-74	7-23	14-18	15-27-42	19	71	15	12	4	10	200

NORTH CAROLINA	FG-FGA	3FG	FT-FTA	O-D-R	PF	TP	A	TO	BS	S	MIN
Jawad Williams, f	9-13	2-5	0-0	1-7-8	1	20	0	0	1	0	23
Rashad McCants, f	7-11	2-3	1-2	2-4-6	1	17	4	3	1	1	28
Sean May, c	9-18	0-0	4-6	2-5-7	2	22	3	3	1	1	31
Raymond Felton, g	6-12	2-6	2-2	1-7-8	2	16	7	5	0	1	35
Jackie Manuel, f	0-1	0-0	0-0	2-1-3	5	0	0	0	0	1	11
Jesse Holley	0-1	0-1	0-0	0-1-1	0	0	0	0	0	0	1
Melvin Scott	0-2	0-2	4-4	0-2-2	1	4	0	0	0	0	16
Reyshawn Terry	1-2	0-1	0-0	0-0-0	0	2	0	0	0	0	3
Quentin Thomas	0-0	0-0	0-0	0-1-1	0	0	1	0	0	0	5
Charlie Everrett	0-0	0-0	0-0	0-0-0	0	0	0	0	0	0	1
Wes Miller	0-0	0-0	0-0	0-0-0	0	0	0	0	0	0	1
Marvin Williams	1-6	0-1	0-0	1-7-8	3	2	1	1	1	0	23
David Noel	2-5	0-1	0-3	3-1-4	2	4	2	1	2	1	21
C.J. Hooker	0-0	0-0	0-0	0-0-0	0	0	0	0	0	0	1
Team				1-2-3							
TOTALS	35-71	6-20	11-17	13-38-51	17	87	18	13	6	5	200

Halftime: Michigan State 38-33

Officials: Bob Donato, Reggie Greenwood, Randy McCall

Attendance: 47,754

2006 BOX SCORES

Appearing in its ninth straight NCAA Tournament, Michigan State held a 28-24 lead with 7:33 left in the first half, but George Mason closed the period with a 9-2 run. With the score tied at 37 with 14:33 left, the Patriots went on an 8-0 run. MSU rallied to take a 52-51 lead, only to watch GMU answer with a 10-0 run and never look back. Maurice Ager's 27 points were the most by a Spartan in the NCAA Tournament since Mateen Cleaves scored 27 against Princeton in 1998.

#11 GEORGE MASON 75 - #6 MICHIGAN ST. 65

March 17, 2006 - Dayton, Ohio

MICHIGAN STATE	FG-FGA	3FG	FT-FTA	O-D-R	PF	TP	A	TO	BS	S	MIN
Goran Suton, f	0-3	0-0	0-0	0-2-2	1	0	0	1	2	0	12
Paul Davis, c	5-9	0-1	0-1	1-4-5	4	10	1	2	0	0	31
Shannon Brown, g	2-11	1-3	0-0	1-2-3	5	5	4	0	0	0	34
Drew Neitzel, g	5-12	4-8	0-0	1-1-2	3	14	8	0	0	1	37
Maurice Ager, g	10-18	4-11	3-4	0-3-3	3	27	3	4	0	0	34
Travis Walton	1-2	0-1	0-0	0-1-1	1	2	1	1	0	0	13
Jason											

MSU NCAA TOURNAMENT HISTORY AND RECORDS

2007 BOX SCORES

Michigan State made its 10th-straight trip to the NCAA Tournament in 2007. The Spartans opened against former Tom Izzo assistant Tom Crean and Marquette. MSU's defense held the Golden Eagles scoreless for the first 9:40 and did not allow a two-point field goal in the first half. In the Second Round, MSU led No. 1 North Carolina, 57-54, with 8:48 left in the game, but UNC went on a 14-4 run. Drew Neitzel scored 26 points to lead the Spartans, but Tyler Hansbrough led all scorers with 33, the most by a Spartan opponent in an NCAA Tournament game since 1990.

#9 MICHIGAN ST. 61 - #8 MARQUETTE 49

March 15, 2007 - Winston-Salem, N.C.

MICHIGAN STATE	FG-FGA	3FG	FT-FTA	O-D-R	PF	TP	A	TO	BS	S	MIN
Raymar Morgan, f	4-7	0-0	6-6	2-7-9	3	14	0	4	1	0	35
Marquise Gray, f	4-5	0-0	4-4	1-4-5	4	12	2	2	1	0	20
Drew Naymick, c	2-3	0-0	0-0	0-1-1	5	4	0	1	1	0	11
Travis Walton, g	2-2	0-0	1-2	0-2-2	1	5	3	0	4	35	
Drew Neitzel, g	4-11	2-6	2-3	0-5-5	0	12	5	2	0	1	39
Idong Ibok	0-0	0-0	0-0	0-0-0	2	0	0	1	0	0	5
Goran Suton	3-5	0-0	0-0	1-2-3	4	6	3	1	0	0	29
Isaiah Dahlman	0-0	0-0	0-0	0-0-0	0	0	0	0	0	0	1
Maurice Joseph	2-6	2-4	0-0	0-1-1	0	6	1	1	0	1	17
Jacob Hannon	1-2	0-0	0-0	0-0-0	1	2	1	0	0	0	8
Team				0-2-2							
Totals	22-41	4-10	13-15	4-24-28	18	61	17	15	3	6	200

MARQUETTE	FG	3FG	FT	O-D-R	PF	PTS	A	TO	B	S	MIN
Dan Fitzgerald, f	2-7	2-6	0-0	1-3-4	5	6	0	0	0	0	25
Lazar Haywood, f	2-5	0-1	0-0	0-4-4	3	4	0	2	0	0	25
Ousmane Barro, f	0-0	0-0	1-2	2-0-2	4	1	0	2	0	0	17
Dominic James, g	6-16	4-10	2-2	1-1-2	0	18	2	3	0	2	36
Wesley Matthews, g	2-9	1-4	5-6	5-1-6	4	10	1	6	1	1	31
David Cubilan	3-8	3-8	0-0	0-2-2	2	9	3	1	0	1	27
Dwight Burke	0-1	0-0	0-2	0-0-0	0	0	0	0	0	0	4
Mike Kinsella	0-1	0-0	0-0	1-2-3	0	0	0	1	1	0	12
Jamil Lott	0-0	0-0	1-3	2-2-4	1	1	1	0	2	2	23
Team				0-2-2							
Totals	15-47	10-29	9-15	12-17-29	19	49	7	15	4	6	200

Halftime: MSU 30-18

Officials: Mike Kitts, DJ Carstensen, Bryan Kersey

Attendance: 14,148

#1 NORTH CAROLINA 81 - #9 MICHIGAN ST. 67

March 17, 2007 - Winston-Salem, N.C.

MICHIGAN STATE	FG-FGA	3FG	FT-FTA	O-D-R	PF	TP	A	TO	BS	S	MIN
Raymar Morgan, f	4-12	1-1	10-11	3-2-5	3	19	0	4	0	1	35
Marquise Gray, f	4-6	0-0	3-3	3-4-7	5	11	1	0	0	0	19
Drew Naymick, c	0-1	0-0	0-0	2-0-2	3	0	0	0	0	0	27
Travis Walton, g	0-2	0-0	0-1	0-2-2	5	0	5	1	0	1	32
Drew Neitzel, g	9-27	6-17	2-2	0-1-1	3	26	5	4	0	2	38
Brandon Darrnton	0-0	0-0	0-0	0-0-0	0	0	0	0	0	0	0+
Bryan Tibaldi	0-0	0-0	0-0	0-0-0	0	0	0	0	0	0	0+
Deon Curry	0-0	0-0	0-0	0-0-0	0	0	0	0	0	0	0+
Goran Suton	3-7	0-0	0-0	3-5-8	4	6	4	1	0	1	23
DeMarcus Ducre	0-1	0-1	0-0	0-0-0	0	0	0	0	0	0	0+
Isaiah Dahlman	0-0	0-0	0-0	0-0-0	0	0	0	0	0	0	1
Maurice Joseph	1-2	1-1	0-0	0-1-1	1	3	0	0	0	0	16
Jacob Hannon	1-1	0-0	0-0	0-1-1	3	2	0	0	0	0	9
Team				0-2-2							
Totals	22-59	8-20	15-17	11-18-29	27	67	15	10	0	5	200

NORTH CAROLINA	FG	3FG	FT	O-D-R	PF	PTS	A	TO	B	S	MIN
Reyshawn Terry, f	4-10	2-7	4-6	0-2-2	3	14	1	1	1	0	27
Brandon Wright, f	1-5	0-0	1-2	3-4-7	4	3	1	3	1	1	23
Tyler Hansbrough, f	10-17	0-0	13-17	2-7-9	2	33	1	1	1	1	38
Wayne Ellington, g	1-4	1-3	2-3	0-3-3	0	5	1	1	0	1	22
Ty Lawson, g	6-10	3-5	5-6	2-3-5	2	20	8	1	0	1	36
Marcus Ginyard	1-1	0-0	0-0	2-1-3	4	2	0	1	0	2	17
Bobby Frasar	0-0	0-0	0-0	0-0-0	0	0	0	0	0	0	2
Quentin Thomas	0-0	0-0	0-0	0-1-1	0	0	0	0	0	0	2
Danny Green	0-1	0-1	0-0	1-2-3	0	0	0	1	0	0	8
Dewey Burke	0-0	0-0	0-0	0-0-0	0	0	0	0	0	0	0+
Deon Thompson	2-4	0-0	0-0	3-0-3	2	4	0	0	0	0	13
Wes Miller	0-0	0-0	0-0	0-0-0	0	0	0	0	0	0	7
Surry Wood	0-0	0-0	0-0	0-0-0	0	0	0	0	0	0	0+
Alex Stephenson	0-0	0-0	0-0	0-1-1	0	0	0	1	0	0	5
Mike Copeland	0-0	0-0	0-0	0-0-0	0	0	0	0	0	0	0+
Team				1-2-3							
Totals	25-52	6-16	25-34	14-26-40	17	81	12	10	3	6	200

Halftime: UNC 41-33

Officials: Randy McCall, Patrick Driscoll, L. Douglas Simmons

Attendance: 14,148

2008 BOX SCORES

Michigan State advanced to its seventh Sweet 16 in 11 years thanks to a stellar defensive effort. In games against Temple and Pittsburgh, the Spartans allowed opponents to shoot just 35.2 percent from the field. Raymar Morgan led MSU with 15 points vs. the Owls, while Drew Neitzel poured in 21 against the Panthers. In the Sweet 16, the Spartans were overwhelmed by Memphis, falling behind, 50-20, at halftime.

#5 MICHIGAN STATE 72 - #12 TEMPLE 61

March 20, 2008 - Denver, Colo.

MICHIGAN STATE	FG-FGA	3FG	FT-FTA	O-D-R	PF	TP	A	TO	BS	S	MIN
Raymar Morgan, f	7-9	1-1	0-0	1-3-4	2	15	3	4	0	3	29
Kalin Lucas, g	2-7	0-1	4-4	1-1-2	3	8	7	2	0	1	27
Drew Neitzel, g	2-11	1-8	0-0	0-3-3	4	5	3	1	0	0	28
Goran Suton, f	3-5	0-0	0-0	3-6-9	3	6	1	1	0	0	27
Drew Naymick, c	4-6	0-0	2-4	4-4-8	3	10	1	0	1	0	23
Idong Ibok	1-1	0-0	0-0	0-0-0	0	2	0	1	0	0	7
Chris Allen	4-10	2-5	2-2	0-2-2	1	12	0	1	0	0	22
Travis Walton	1-3	0-0	4-4	0-2-2	3	6	3	2	0	0	26
Durrell Summers	2-2	0-0	4-4	0-2-2	1	8	1	1	0	0	10
Marquise Gray	0-0	0-0	0-0	0-1-1	1	0	0	0	0	0	1
Team				1-3-4							
Totals	26-54	4-15	16-18	10-27-37	18	72	19	12	2	4	200

TEMPLE	FG	3FG	FT	O-D-R	PF	PTS	A	TO	B	S	MIN
Mark Tyndale, g	6-14	1-4	3-6	2-5-7	3	16	4	3	0	2	37
Lavoy Allen, f	5-8	2-2	1-1	4-7-11	1	13	2	4	0	0	34
Sergio Olmos, c	1-7	0-0	4-4	0-1-1	0	6	0	1	0	0	24
Luis Guzman, g	1-3	0-1	1-2	1-1-2	0	3	0	0	0	0	12
Dionte Christmas, g	1-12	0-8	1-2	1-2-3	4	3	3	2	0	2	36
Chris Clark	0-2	0-2	2-2	0-0-0	0	2	1	0	0	0	13
Ryan Brooks	5-8	3-6	1-2	1-1-2	1	14	2	1	1	0	30
Semaj Inge	2-2	0-0	0-0	0-1-1	3	4	1	0	1	3	14
Team				2-0-2							
Totals	21-56	6-23	13-19	11-18-29	12	61	13	11	2	7	200

Halftime: MSU 35-26

Officials: Mark Whitehead, Ken Ditty, Michael Eades

Attendance: 19,010

#5 MICHIGAN STATE 65 - #4 PITTSBURGH 54

March 22, 2008 - Denver, Colo.

MICHIGAN STATE	FG-FGA	3FG	FT-FTA	O-D-R	PF	TP	A	TO	BS	S	MIN
Raymar Morgan, f	2-4	0-0	0-0	0-3-3	4	4	0	2	1	0	20
Kalin Lucas, g	8-14	0-0	3-3	0-2-2	3	19	1	2	0	0	27
Drew Neitzel, g	8-14	5-8	4-4	0-4-4	0	21	4	3	0	0	36
Goran Suton, f	7-11	0-0	0-0	4-5-9	3	14	2	1	1	1	34
Drew Naymick, c	1-3	0-0	0-0	0-7-7	3	2	1	1	1	0	21
Idong Ibok	0-1	0-0	0-0	3-0-3	0	0	0	1	0	0	13
Chris Allen	1-3	1-1	0-0	0-1-1	0	3	0	1	0	0	14
Travis Walton	0-2	0-0	2-2	0-4-4	3	2	3	3	0	0	23
Durrell Summers	0-1	0-1	0-0	0-0-0	1	0	0	1	0	0	7
Marquise Gray	0-0	0-0	0-0	0-1-1	0	0	1	0	0	0	5
Team				3-1-4							
Totals	25-52	6-10	9-9	10-27-37	17	65	12	15	3	1	200

Pittsburgh	FG	3FG	FT	O-D-R	PF	PTS	A	TO	B	S	MIN
Keith Benjamin, f	1-3	0-1	0-0	1-2-3	1	2	0	0	1	0	30
Sam Young, f	4-12	1-5	6-7	0-1-1	2	15	0	2	4	1	35
DeJuan Blair, c	4-11	0-0	2-2	3-4-7							

MSU NCAA TOURNAMENT HISTORY AND RECORDS

#1 MEMPHIS 92 - #5 MICHIGAN STATE 74

March 28, 2008 – Houston, Texas

MICHIGAN STATE	FG-FGA	3FG	FT-FTA	O-D-R	PF	TP	A	TO	BS	S	MIN
Raymar Morgan, f	2-6	0-0	3-6	4-3-7	3	7	2	0	1	1	31
Goran Suton, f	11-14	1-1	0-0	1-8-9	3	23	0	3	1	0	29
Drew Naymick, c	2-5	0-1	0-0	0-1-1	1	4	1	0	1	0	23
Kalin Lucas, g	3-7	0-1	5-6	1-0-1	5	11	4	2	0	1	23
Drew Neitzel, g	2-8	2-7	0-0	1-0-1	3	6	7	2	0	0	29
Idong Ibok	0-0	0-0	0-0	1-1-2	3	0	0	1	0	0	6
Chris Allen	8-15	2-8	2-3	1-3-4	5	20	0	2	0	0	22
Travis Walton	0-1	0-0	0-0	0-0-0	4	0	3	2	0	0	20
Durrell Summers	1-3	0-0	1-2	0-0-0	1	3	1	0	0	0	14
Isaiah Dahlman	0-0	0-0	0-0	0-0-0	0	0	0	0	0	0	2
Marquise Gray	0-0	0-0	0-0	0-0-0	0	0	0	0	0	0	1
Team				2-1-3							
Totals	29-59	5-18	11-17	11-17-28	28	74	18	12	3	2	200

Memphis	FG	3FG	FT	O-D-R	PF	PTS	A	TO	B	S	MIN
Robert Dozier, f	3-7	0-0	3-6	4-6-10	4	9	0	0	2	0	21
Joey Dorsey, f	3-4	0-0	0-2	3-1-4	2	6	1	2	3	29	
Antonio Anderson, g	3-10	1-4	3-3	1-4-5	2	10	4	0	1	2	37
Chris Douglas-Roberts, g	7-12	0-2	11-12	2-3-5	2	25	2	3	1	2	31
Derrick Rose, g	10-16	1-3	6-7	3-1-4	1	27	5	1	0	0	26
Shawn Taggart	2-6	0-1	1-2	2-2-4	3	5	0	1	1	1	22
Willie Kemp	2-2	2-2	2-2	0-0-0	0	8	1	0	0	0	16
Pierre Niles	1-1	0-0	0-0	0-0-0	0	2	0	0	0	0	2
Andre Allen	0-1	0-1	0-1	0-0-0	2	0	0	1	0	1	14
Doneal Mack	0-0	0-0	0-0	0-0-0	0	0	0	1	0	0	2
Team				2-5-7							
Totals	31-59	4-13	26-35	17-22-39	16	92	19	9	7	9	200

Halftime: MEM 50-20

Officials: Karl Hess, Bert Smith, Tom O'Neill

Attendance: 32,931

2009 BOX SCORES

Entering the tournament with its highest seed since 2001, No. 2 Michigan State defeated Robert Morris and USC in Minneapolis to advance to the Midwest Regional. Against the Colonials, the Spartans used a 21-0 run to cruise to a 77-62 victory. MSU held USC without a point over the game's final 3:52 to win a back and forth contest. In the Sweet 16, the Spartans rallied from a 13-point deficit to claim victory, as Lucas scored seven straight points in the final minute. In the Elite Eight, MSU defeated overall No. 1 seed Louisville, 64-52, as the Spartans used a 14-3 run to advance to their fifth Final Four in 11 seasons. Goran Suton was named Midwest Regional Most Outstanding Player. Having finally reached Detroit, the Spartans were pitted against another No. 1 seed, Connecticut. Michigan State took a two-point lead into the half and slowly pulled away in the second half, extending the lead up to 11 and held on for an 82-73 victory. MSU would fall 89-72 in the National Championship game. Suton and Lucas each earned a spot on the All-Tournament Team.

#2 MICHIGAN ST. 77 - #15 ROBERT MORRIS 62

March 20, 2009 – Minneapolis, Minn.

MICHIGAN STATE	FG-FGA	3FG	FT-FTA	O-D-R	PF	TP	A	TO	B	S	MIN
Raymar Morgan, f	7-14	1-2	1-4	3-2-5	3	16	1	1	0	1	20
Delvon Roe, f	2-4	0-0	0-0	3-2-5	1	4	1	0	1	0	16
Goran Suton, c	3-4	0-0	5-5	4-13-17	2	11	2	0	2	2	24
Kalin Lucas, g	4-9	1-1	4-4	0-0-0	0	13	3	2	0	1	25
Travis Walton, g	0-3	0-0	0-0	0-1-1	4	0	1	1	0	0	21
Idong Ibok	0-1	0-0	0-0	0-0-0	0	0	0	0	0	0	4
Chris Allen	3-8	2-4	2-2	0-2-2	0	10	0	1	0	0	20
Austin Thornton	0-0	0-0	0-0	0-0-0	0	0	0	0	0	0	3
Durrell Summers	1-4	0-2	1-2	0-3-3	0	3	1	1	0	1	17
Mike Kebler	0-0	0-0	0-0	0-0-0	0	0	0	0	0	0	1
Isaiah Dahlman	1-1	0-0	0-1	0-1-1	2	0	0	0	0	0	4
Draymond Green	7-8	0-0	2-3	2-1-3	3	16	1	0	1	1	17
Korie Lucious	0-5	0-4	0-0	1-2-3	0	0	4	2	0	0	16
Tom Herzog	0-0	0-0	0-0	0-0-0	0	0	0	0	0	0	1
Marquise Gray	0-0	0-0	2-2	0-3-3	2	2	1	1	0	0	11
Team				4-2-6							
Totals	28-61	4-13	17-23	17-32-49	15	77	15	10	4	6	200

Robert Morris	FG	3FG	FT	O-D-R	PF	PTS	A	TO	B	S	MIN
Rob Robinson, f	3-11	0-0	1-3	2-3-5	2	7	4	0	2	1	28
Dallas Green, f	2-3	0-0	0-0	0-0-0	2	4	0	0	2	0	15
Bateko Francisco, g	2-8	1-2	0-0	1-3-4	4	5	3	0	0	1	26
Jimmy Langhurst, g	3-9	3-8	0-0	1-2-3	2	9	3	2	0	0	32
Jeremy Chappell, g	5-14	0-5	1-2	1-5-6	1	11	3	2	3	2	24
Mezie Nwigwe	2-4	1-2	3-5	0-3-3	2	8	2	2	0	2	22
Ifeanyi Ehirim	2-2	0-0	1-1	1-1-2	0	5	1	0	0	1	12
Gary Wallace	3-4	0-0	1-2	0-1-1	3	7	0	0	0	0	15
Khalif Foster	1-1	0-0	0-0	0-1-1	0	2	0	0	0	1	3
Josiah Whitehead	2-5	0-0	0-0	0-0-0	1	4	0	0	0	0	13
Team				2-1-3							
Totals	25-61	5-17	7-13	8-20-28	17	62	16	6	7	8	200

Halftime: MSU 41-30

Officials: Robert Maxwell, Verne Harris, Brent Meaux

Attendance: 12,814

#2 MICHIGAN ST. 74 - #10 USC 69

March 22, 2009 – Minneapolis, Minn.

MICHIGAN STATE	FG-FGA	3FG	FT-FTA	O-D-R	PF	TP	A	TO	B	S	MIN
Raymar Morgan, f	0-4	0-0	3-4	1-1-2	4	3	1	2	0	0	17
Delvon Roe, f	3-5	0-0	4-7	0-2-2	1	10	1	1	0	0	17
Goran Suton, c	1-10	1-2	4-4	4-6-10	4	7	3	3	1	1	27
Kalin Lucas, g	3-6	0-1	4-4	0-1-1	1	10	7	1	0	1	35
Travis Walton, g	8-13	0-0	2-2	0-0-0	2	18	2	2	0	2	26
Idong Ibok	0-0	0-0	0-0	0-0-0	1	0	0	0	0	0	1
Chris Allen	2-5	2-5	2-2	0-1-1	3	8	3	0	0	0	24
Durrell Summers	4-5	3-4	0-0	4-4-8	1	11	2	2	0	1	26
Draymond Green	1-2	0-0	5-8	1-8-9	0	7	1	4	0	0	22
Korie Lucious	0-1	0-1	0-0	0-0-0	0	0	0	0	0	0	3
Marquise Gray	0-0	0-0	0-0	0-0-0	1	0	0	0	0	0	2
Team				2-1-3							
Totals	22-51	6-13	24-31	12-24-36	18	74	20	16	1	5	200

USC	FG	3FG	FT	O-D-R	PF	PTS	A	TO	B	S	MIN
Leonard Washington, f	4-8	0-0	2-2	4-3-7	4	10	0	1	0	2	24
DeMar DeRozan, g	6-13	0-3	6-7	0-5-5	2	18	2	0	0	0	37
Daniel Hacket, g	5-11	1-3	2-3	1-2-3	2	13	5	3	0	3	40
Dwight Lewis, g	6-17	0-3	7-8	2-3-5	2	19	0	2	0	2	40
Taj Gibson, f	0-2	0-0	3-4	0-0-0	5	3	1	3	5	1	23
Marcus Johnson	0-2	0-0	0-0	0-0-0	1	0	0	0	0	1	3
Nikola Vucevic	2-3	0-1	2-2	3-1-4	4	6	0	0	0	0	22
Marcus Simmons	0-1	0-0	0-0	0-0-0	1	0	2	0	0	0	8
Keith Wilkinson	0-0	0-0	0-0	0-0-0	0	0	0	0	0	1	3
Team				2-4-6							
Totals	23-57	1-10	22-26	12-18-30	21	69	10	11	5	10	200

Halftime: MSU 40-37

Officials: Gary Maxwell, Verne Harris, Rick Hartzell

Attendance: 14,279

#2 MICHIGAN ST. 67 - #3 KANSAS 62

March 27, 2009 – Indianapolis, Ind.

MICHIGAN STATE	FG-FGA	3FG	FT-FTA	O-D-R	PF	TP	A	TO	B	S	MIN
Raymar Morgan, f	1-6	0-1	2-2	1-0-1	2	4	0	2	0	0	13
Delvon Roe, f	0-0	0-0	0-0	0-1-1	0	0	2	0	0	0	10
Goran Suton, c	8-16	1-3	3-3	2-7-9	3	20	0	3	1	5	33
Kalin Lucas, g	5-15	1-4	7-7	1-1-2	0	18	7	2	0	4	35
Travis Walton, g	1-5	0-0	0-0	1-4-5	3	2	5	1	0	1	29
Idong Ibok	0-0	0-0	0-0	0-0-0	2	0	0	1	1	0	7
Chris Allen	2-7	1-4	2-2	2-1-3	1	7	3	0	0	0	20
Durrell Summers	3-4	2-3	1-2	3-2-5	3	9	0	0	0	1	26
Draymond Green	3-6	0-0	1-1	1-0-1	1	7	0	1	0	2	21
Korie Lucious	0-0	0-0	0-0	0-0-0	1	0	0	2	0	0	4
Marquise Gray	0-0	0-0	0-0	0-0-0	0	0	0	1	0	0	2
Team				2-2-4							
Totals	23-59	5-16	16-17	13-18-31	16	67	17	13	2	13	200

KANSAS	FG	3FG	FT	O-D-R	PF	PTS	A	TO	B	S	MIN
Marcus Morris, f	1-4	0-0	2-2	1-1-2	3	4	0	2	0	1	14
Cole Aldrich, c	6-13	0-0	5-6	5-9-14</							

MSU NCAA TOURNAMENT HISTORY AND RECORDS

#2 MICHIGAN ST. 64 - #1 LOUISVILLE 52

March 29, 2009 – Indianapolis, Ind.

MICHIGAN STATE	FG-FGA	3FG	FT-FTA	O-D-R	PF	TP	A	TO	B	S	MIN
Raymar Morgan, f	0-2	0-1	0-0	0-2-2	4	0	0	0	0	0	10
Delvon Roe, f	1-1	0-0	0-0	0-0-0	2	2	1	0	0	0	14
Goran Suton, c	7-15	3-5	2-4	4-6-10	2	19	4	3	1	1	32
Kalin Lucas, g	3-7	2-4	2-3	3-0-3	2	10	5	4	0	1	30
Travis Walton, g	3-8	0-0	2-2	0-2-2	3	8	2	1	0	2	30
Idong Ibok	0-0	0-0	0-0	0-0-0	0	0	0	0	0	0	1
Chris Allen	1-5	0-2	0-0	3-1-4	2	2	3	1	0	0	18
Austin Thornton	0-0	0-0	0-0	0-0-0	0	0	0	1	0	0	1
Durrell Summers	4-6	2-3	2-2	0-3-3	1	12	1	1	0	0	25
Isaiah Dahlman	0-0	0-0	0-0	0-0-0	0	0	0	0	0	0	1
Draymond Green	3-6	0-0	0-0	2-8-10	3	6	3	0	0	2	24
Jon Crandell	0-0	0-0	0-0	0-0-0	0	0	0	0	0	0	1
Korie Lucious	1-1	1-1	0-0	0-0-0	0	3	0	1	0	1	5
Tom Herzog	0-0	0-0	0-0	0-0-0	0	0	0	0	0	0	1
Marquise Gray	1-1	0-0	0-0	0-1-1	3	2	0	0	0	0	7
Team				1-1-2							
Totals	22-52	8-16	8-11	13-24-37	22	64	19	12	1	7	200

LOUISVILLE	FG	3FG	FT	O-D-R	PF	PTS	A	TO	B	S	MIN
Terrence Williams, f	1-7	0-3	3-4	1-5-6	0	5	4	1	1	0	35
Earl Clark, f	8-17	2-5	1-4	2-3-5	3	19	2	2	1	0	40
Samardo Samuels, c	0-6	0-0	0-0	3-4-7	3	0	0	4	2	0	22
Andre McGee, g	0-1	0-1	0-0	0-2-2	1	0	1	2	0	2	24
Jerry Smith, g	3-5	1-2	1-2	1-0-1	4	8	0	0	0	1	16
Preston Knowles	4-7	2-3	1-2	2-0-2	1	11	2	0	0	2	24
Edgar Sosa	1-1	1-1	2-2	0-1-1	2	5	2	2	0	0	16
Reginald Delk	0-1	0-1	0-0	0-0-0	1	0	1	0	1	0	5
Jered Swopshire	0-0	0-0	0-0	0-1-1	0	0	0	0	0	0	0+
Terrence Jennings	1-2	0-0	2-4	1-1-2	0	4	0	1	0	2	18
Team				1-1-2							
Totals	18-47	6-16	10-18	11-18-29	15	52	12	12	5	7	200

Halftime: MSU 30-27

Officials: Curtis B. Shaw, Anthony K. Greene, David C. Hall

Attendance: 36,084

#2 MICHIGAN ST. 82 - #1 UCONN 73

April 4, 2009 – Detroit, Mich.

MICHIGAN STATE	FG-FGA	3FG	FT-FTA	O-D-R	PF	TP	A	TO	B	S	MIN
Raymar Morgan, f	7-13	0-0	4-6	3-6-9	3	18	1	0	0	5	30
Delvon Roe, f	2-4	0-0	0-0	4-4-8	2	4	0	0	2	0	21
Goran Suton, c	2-5	0-1	0-0	2-5-7	4	4	2	3	1	2	28
Kalin Lucas, g	7-15	3-6	4-6	0-2-2	1	21	5	3	0	0	33
Travis Walton, g	1-6	0-0	0-0	0-0-0	3	2	8	0	0	2	23
Idong Ibok	0-0	0-0	0-0	1-1-2	3	0	0	1	0	0	6
Chris Allen	1-6	0-2	0-0	1-1-2	1	2	0	1	0	0	9
Durrell Summers	4-9	1-5	1-1	3-3-6	2	10	1	1	0	1	23
Draymond Green	3-4	0-0	2-4	1-1-2	5	8	1	1	0	1	12
Korie Lucious	3-8	2-5	3-3	0-0-0	1	11	0	0	0	0	9
Marquise Gray	1-2	0-0	0-0	1-1-2	1	2	0	1	0	0	6
Team				2-0-2							
Totals	31-72	6-19	14-20	18-24-42	25	82	18	11	3	11	200

UCONN	FG	3FG	FT	O-D-R	PF	PTS	A	TO	B	S	MIN
Jeff Adrien, f	5-10	0-0	3-7	3-4-7	2	13	1	2	2	0	32
Stanley Robinson, f	5-6	1-1	4-4	3-10-13	3	15	0	5	2	0	31
Hasheem Thabeet, c	6-13	0-0	5-7	3-3-6	3	17	1	1	2	1	36
A.J. Price, g	5-20	1-3	4-4	1-5-6	3	15	1	2	0	2	32
Craig Austrie, g	2-4	0-2	2-2	2-1-3	2	6	2	1	0	0	37
Donnell Beverly	0-0	0-0	0-0	0-0-0	0	0	0	0	0	0	2
Kemba Walker	1-5	0-0	3-9	1-1-2	4	5	2	4	0	1	20
Gavin Edwards	1-1	0-0	0-0	2-2-4	1	2	1	1	1	1	10
Team				1-0-1							
Totals	25-59	2-6	21-33	16-26-42	18	73	8	16	7	5	200

Halftime: MSU, 38-36

Officials: John Cahill, Leslie Jones, Michael Stuart

Attendance: 72,456

#1 NORTH CAROLINA 89 - #2 MICHIGAN ST. 72

April 6, 2009 – Detroit, Mich.

MICHIGAN STATE	FG-FGA	3FG	FT-FTA	O-D-R	PF	TP	A	TO	B	S	MIN
Raymar Morgan, f	1-2	0-0	2-2	1-0-1	5	4	0	1	0	0	19
Delvon Roe, f	1-1	0-0	0-1	2-6-8	3	2	0	1	1	0	17
Goran Suton, c	7-10	3-4	0-0	3-8-11	3	17	0	3	2	0	31
Kalin Lucas, g	4-12	0-1	6-8	0-0-0	2	14	7	6	0	0	35
Travis Walton, g	0-2	0-0	2-2	0-1-1	3	2	3	4	0	0	24
Idong Ibok	0-0	0-0	0-0	0-1-1	0	0	0	0	0	0	1
Chris Allen	0-8	0-7	3-5	1-0-1	2	3	1	0	0	0	17
Austin Thornton	0-1	0-0	2-2	0-3-3	1	2	0	0	0	0	3
Durrell Summers	4-10	2-6	3-4	2-3-5	1	13	2	2	1	0	21
Isaiah Dahlman	1-1	0-0	0-0	1-0-1	0	2	0	0	0	0	1
Draymond Green	2-2	0-0	3-5	0-1-1	3	7	0	2	0	1	12
Jon Crandell	0-0	0-0	0-0	0-0-0	0	0	0	0	0	0	1
Korie Lucious	2-5	2-5	0-0	0-0-0	3	6	0	2	0	0	14
Tom Herzog	0-0	0-0	0-0	0-0-0	0	0	0	0	1	0	1
Marquise Gray	0-1	0-0	0-0	1-0-1	2	0	0	0	0	0	3
Team				0-2-2							
Totals	22-55	7-23	21-29	13-29-42	28	72	13	21	5	1	200

NORTH CAROLINA	FG	3FG	FT	O-D-R	PF	PTS	A	TO	B	S	MIN
Deon Thompson, f	3-8	0-0	3-4	0-3-3	4	9	0	2	0	0	23
Tyler Hansbrough, f	6-14	0-2	6-10	1-6-7	3	18	2	2	0	0	34
Ty Lawson, g	3-10	0-3	15-18	0-4-4	0	21	6	1	0	8	37
Danny Green, g	2-4	2-3	0-0	2-1-3	5	6	4	2	0	1	24
Wayne Ellington, g	7-12	3-3	2-2	2-2-4	2	19	0	0	0	0	35
Marc Campbell	0-1	0-0	0-0	0-1-1	0	0	0	0	0	0	1
Bobby Frasor	1-2	0-1	0-0	1-0-1	3	2	1	0	0	0	23
Larry Drew II	0-1	0-0	0-0	0-0-0	0	0	0	0	0	0	4
J.B. Tanner	0-0	0-0	0-0	0-0-0	0	0	0	0	0	0	1
Justin Watts	1-2	0-0	0-0	1-0-1	0	2	0	0	0	0	1
Ed Davis	5-7	0-0	1-4	2-6-8	4	11	0	0	0	0	14
Patrick Moody	0-0	0-0	0-0	0-0-0	0	0	0	0	0	0	1
Mike Copeland	0-0	0-0	0-0	0-0-0	0	0	0	0	0	0	1
Tyler Zeller	0-0	0-0	1-2	0-1-1	1	1	0	0	0	0	1
Team				2-0-2							
Totals	28-61	5-12	28-40	11-24-35	22	89	13	7	0	9	200

Halftime: UNC 55-34

Officials: Tom O'Neill, Curtis Shaw, Tony Greene

Attendance: 72,922



RAYMAR MORGAN SCORES TWO OF HIS 21 POINTS VS. CONNECTICUT.

MSU NCAA TOURNAMENT HISTORY AND RECORDS

2010 BOX SCORES

Michigan State used an inspired effort to overcome injuries and advance to its second straight Final Four. In the first round, MSU sprinted out to a 16-point first half lead vs. New Mexico State. The Aggies bounced back and took a lead in the second half, but the Spartan defense allowed just eight points in the final 8:34 en route to a 70-67 victory. In the second round, MSU held a 48-39 halftime lead against Maryland, but the Spartans lost Kalin Lucas late in the first half with an Achilles injury. Despite being shorthanded, MSU held an 80-71 lead with 2:05 left. But Maryland answered with a 10-0 run. There were four lead changes in the final 40 seconds capped by a Korie Lucious buzzer-beating 3-pointer to give the Spartans an 85-83 victory. In the regional semifinal, the Spartans trailed 29-22 at the half to Northern Iowa, but outscored the Panthers, 37-23 in the second half, holding UNI without a field goal for the final 10:20. MSU faced Tennessee in the regional final, edging the Vols 70-69 on a free throw from Raymar Morgan with 1.8 seconds remaining. Durrell Summers poured in a game-high 21 points on 8-of-10 shooting. In the Final Four, MSU came up just short of advancing to the title game, falling to Butler, 52-50.

#5 MICHIGAN ST. 70 - #12 NEW MEXICO STATE 67

March 19, 2010 - Spokane, Wash.

MICHIGAN STATE	FG-FGA	3FG	FT-FTA	O-D-R	PF	TP	A	TO	B	S	MIN
Derrick Nix, c	0-2	0-0	2-2	1-2-3	0	2	0	1	0	0	5
Kalin Lucas, g	7-11	3-5	8-12	1-1-2	1	25	4	2	0	1	36
Raymar Morgan, f	3-7	0-0	5-6	3-1-4	3	11	1	3	0	1	25
Chris Allen, g	0-3	0-2	1-3	0-0-0	2	1	5	0	0	0	26
Durrell Summers, g	5-15	2-8	2-2	3-0-3	4	14	0	0	0	2	32
Delvon Roe	2-2	0-0	3-5	1-5-6	3	7	1	1	1	1	20
Austin Thornton	1-2	1-1	0-0	1-2-3	1	3	0	0	0	0	4
Mike Kebler	0-0	0-0	0-0	0-0-0	0	0	0	0	0	0	2
Draymond Green	0-3	0-0	2-2	2-10-12	3	2	3	2	2	0	25
Korie Lucious	1-6	1-3	0-1	0-0-0	4	3	2	0	0	0	16
Garrick Sherman	1-2	0-0	0-0	1-3-4	1	2	0	0	1	0	9
Team				1-2-3							
Totals	20-53	7-19	23-33	14-26	22	70	16	9	4	5	200

NEW MEXICO STATE	FG	3FG	FT	O-D-R	PF	PTS	A	TO	B	S	MIN
Wendell McKines, f	1-8	0-1	5-9	2-5-7	2	7	0	2	1	0	34
Hamidu Rahman, c	4-5	0-0	0-0	3-2-5	2	8	0	0	1	2	18
Jahmar Young, g	4-11	0-1	5-6	0-4-4	5	13	3	1	0	1	30
Hernst Laroche, g	0-4	0-3	0-0	1-1-2	2	0	3	2	0	1	37
Jonathan Gibson, g	5-13	4-9	2-2	0-1-1	4	16	1	2	0	2	36
Tony Gillenwater	7-12	2-4	1-5	3-8-11	3	17	1	1	1	1	24
Gordo Castillo	2-4	2-3	0-0	0-0-0	3	6	0	2	0	0	17
Tyrone Watson	0-0	0-0	0-0	0-2-2	1	0	0	1	0	0	4
Team				6-2-8	1						
Totals	23-57	8-21	13-22	15-25-40	23	67	8	11	3	7	200

Halftime: MSU, 42-29

Officials: Dick Cartmell, Ray Perone, Earl Watson

Attendance: 10,851

#5 MICHIGAN ST. 85 - #4 MARYLAND 83

March 21, 2010 - Spokane, Wash.

MICHIGAN STATE	FG-FGA	3FG	FT-FTA	O-D-R	PF	TP	A	TO	B	S	MIN
Raymar Morgan, f	7-11	1-1	2-2	1-8-9	2	17	2	6	3	1	35
Delvon Roe, f	1-3	0-0	2-2	1-4-5	2	4	3	1	0	0	24
Derrick Nix, c	3-6	0-0	2-4	4-0-4	1	8	0	0	0	0	15
Kalin Lucas, g	1-4	0-1	2-2	0-0-0	0	4	6	1	0	1	16
Durrell Summers, g	10-14	6-7	0-0	1-3-4	4	26	0	3	0	0	30
Chris Allen	0-0	0-0	0-0	0-0-0	0	0	0	1	0	0	4
Austin Thornton	1-5	0-2	2-2	2-0-2	0	4	0	1	0	0	12
Mike Kebler	0-0	0-0	0-0	0-0-0	0	0	0	0	0	0	8
Draymond Green	4-6	0-0	1-2	0-8-8	4	9	5	2	2	1	23
Korie Lucious	5-8	3-6	0-0	1-1-2	3	13	2	2	0	0	27
Garrick Sherman	0-1	0-0	0-0	0-1-1	3	0	1	1	0	0	6
Team				3-4-7							
Totals	32-58	10-17	11-14	13-29-42	19	85	18	19	5	3	200

MARYLAND	FG	3FG	FT	O-D-R	PF	PTS	A	TO	B	S	MIN
Landon Milbourne, f	5-10	1-2	0-0	1-2-3	1	11	0	0	0	0	30
Jordan Williams, f	4-7	0-0	2-5	2-8-10	3	10	1	1	0	0	29
Eric Hayes, g	6-12	4-7	2-2	0-0-0	0	18	7	0	0	2	32
Sean Mosley, g	1-2	0-0	4-4	0-1-1	1	6	1	1	0	1	14
Greivis Vasquez, g	9-20	2-6	6-7	4-0-4	3	26	8	3	0	3	37
Adrian Bowie	3-10	2-3	0-0	0-0-0	2	8	2	1	0	0	27
Cliff Tucker	1-4	0-1	2-2	1-0-1	1	4	1	0	0	2	14
Dino Gregory	0-1	0-0	0-0	0-2-2	3	0	0	0	0	0	17
Team				2-1-3							
Totals	29-66	9-19	16-20	10-14-24	14	83	20	6	0	8	200

Halftime: MSU, 48-39

Officials: Doug Simons, Dick Cartmell, James Breeding

Attendance: 11,015

#5 MICHIGAN ST. 59 - #9 NORTHERN IOWA 52

March 26, 2010 - St. Louis, Mo.

MICHIGAN STATE	FG-FGA	3FG	FT-FTA	O-D-R	PF	TP	A	TO	B	S	MIN
Raymar Morgan, f	2-4	0-0	3-4	0-3-3	5	7	2	4	0	1	25
Delvon Roe, f	2-2	0-0	2-2	3-2-5	1	6	2	1	1	2	27
Derrick Nix, c	0-1	0-0	0-0	0-1-1	1	0	0	1	0	0	3
Durrell Summers, g	7-15	4-9	1-2	1-6-7	3	19	2	1	0	0	37
Korie Lucious, g	3-9	2-3	2-3	0-6-6	1	10	4	2	0	4	39
Chris Allen	2-4	1-3	0-0	1-0-1	4	5	1	1	1	0	22
Austin Thornton	0-1	0-0	0-0	0-2-2	0	0	0	0	0	0	8
Mike Kebler	0-0	0-0	0-0	0-0-0	0	0	0	0	0	0	2
Draymond Green	1-6	0-1	6-8	0-5-5	2	8	4	0	1	0	28
Garrick Sherman	2-2	0-0	0-0	0-1-1	2	4	0	0	0	1	9
Team				1-0-1							
Totals	19-44	7-19	14-19	6-26-32	19	59	15	10	3	8	200

NORTHERN IOWA	FG	3FG	FT	O-D-R	PF	PTS	A	TO	B	S	MIN
Adam Koch, f	4-6	1-1	4-6	2-1-3	4	13	0	0	0	1	18
Jordan Eglseder, c	4-9	0-0	1-2	0-4-4	0	9	0	1	1	1	22
Ali Farokhmanesh, g	2-9	1-6	4-6	0-1-1	0	9	1	1	0	0	31
Kwadzo Ahelegbe, g	4-8	0-0	4-4	0-4-4	0	12	2	5	0	1	28
Johnny Moran, g	1-4	1-4	0-0	0-2-2	1	3	0	0	0	0	26
Jake Koch	2-4	1-3	1-2	0-4-4	1	6	0	2	2	0	22
Kerwin Dunham	0-1	0-1	0-0	1-0-1	4	0	0	0	0	1	24
Marc Sonnen	0-2	0-1	0-0	0-0-0	0	0	0	0	0	0	9
Lucas O'Rear	0-1	0-0	0-0	0-1-1	3	0	1	1	0	0	17
Anthony James	0-0	0-0	0-0	0-0-0	0	0	0	0	0	0	3
Team				1-5-6							
Totals	17-44	4-16	14-21	4-22-26	13	52	4	10	3	6	200

Halftime: NIU, 29-22

Officials: Paul Janssen, Pat Adams, Jeff Clark

Attendance: 26,377

#5 MICHIGAN ST. 70 - #6 TENNESSEE 69

March 28, 2010 - St. Louis, Mo.

MICHIGAN STATE	FG-FGA	3FG	FT-FTA	O-D-R	PF	TP	A	TO	B	S	MIN
Raymar Morgan, f	4-11	0-1	5-6	6-4-10	1	13	2	1	2	1	35
Delvon Roe, f	1-4	0-0	1-2	0-0-0	4	3	1	1	3	1	20
Derrick Nix, c	1-1	0-0	0-0	1-0-1	1	2	0	0	0	0	13
Durrell Summers, g	8-10	4-6	1-1	1-3-4	3	21	1	2	0	0	29
Korie Lucious, g	2-9	1-7	3-4	2-1-3	0	8	4	5	1	5	35
Chris Allen	2-6	1-3	3-5	1-1-2	3	8	2	0	0	0	29
Austin Thornton	1-1	0-0	0-0	0-0-0	4	2	0	0	0	0	5
Mike Kebler	0-0	0-0	0-0	0-0-0	0	0	0	0	0	0	6
Isaiah Dahlman	0-0	0-0	0-0	0-1-1	0	0	0	0	0	0	0+
Draymond Green	5-10	0-1	3-3	0-1-1	4	13	2	2	2	1	26
Garrick Sherman	0-0	0-0	0-0	0-2-2	0	0	0	0	0	0	2
Team				2-1-3							
Totals	24-52	6-18	16-21	13-14-27	20	70	12	11	8	8	200

TENNESSEE	FG	3FG	FT	O-D-R	PF	PTS	A	TO	B	S	MIN
Wayne Chism, g	5-9	3-4	0-0	0-3-3	2	13	1	0	0	1	33
Brian Williams, c	5-8	0-0	1-4	4-5-9	2	11	0	1	2	0	33
Bobby Maze, g	3-9	1-4	2-2	0-0-0	1	9	3	2	0	1	22
J.P. Prince, g	5-5	0-0	2-2	1-2-3	4	12	5	4	1	1	28
Scotty Hopson, g	3-7	1-4	3-6	0-3-3	1	10	1	0	0	0	33
Kenny Hall	0-1	0-0	0-0	1-0-1	0	0	0	0	0	0	3
Melvin Goins	2-5	1-3	2-2	0-1-1	1	7	0	0	0	1	17
Steven Pearl	0-0	0-0	0-0	1-1-2	1	0	0	1	0	2	11
Cameron Tatum	1-2	1-1	4-5	0-1-1	2	7</					

MSU NCAA TOURNAMENT HISTORY AND RECORDS

#5 BUTLER 52 - #5 MICHIGAN ST. 50

April 3, 2010 - Indianapolis, Ind.

MICHIGAN STATE	FG-FGA	3FG	FT-FTA	O-D-R	PF	TP	A	TO	BS	S	MIN
Raymar Morgan, f	2-7	0-1	0-2	1-4-5	4	4	1	1	1	1	23
Delvon Roe, f	2-5	0-0	0-0	1-3-4	4	4	2	3	1	0	24
Derrick Nix, c	0-0	0-0	0-0	1-0-1	0	0	1	0	0	0	5
Durrell Summers, g	6-12	1-3	1-2	2-8-10	1	14	0	2	0	0	38
Korie Lucious, g	3-6	3-6	3-4	0-2-2	2	12	4	5	0	1	38
Chris Allen	0-0	0-0	0-0	0-0-0	3	0	0	3	0	0	16
Austin Thornton	0-1	0-0	0-0	0-1-1	1	0	1	0	0	0	12
Mike Kebler	0-1	0-0	0-0	1-3-4	0	0	1	0	0	0	7
Draymond Green	4-9	0-1	4-8	0-6-6	5	12	1	1	2	1	29
Garrick Sherman	1-1	0-0	2-2	0-1-1	1	4	0	1	0	0	8
Team			2-0-2								
TOTALS	18-42	4-11	10-18	8-28-36	21	50	11	16	4	3	200

BUTLER	FG-FGA	3FG	FT-FTA	O-D-R	PF	TP	A	TO	BS	S	MIN
Gordon Veasly, f	6-14	3-8	4-6	0-9-9	2	19	0	4	2	2	39
Willie Yeasly, f	2-6	0-3	2-2	4-1-5	3	6	0	1	0	4	35
Matt Howard, f	1-7	0-0	2-3	2-0-2	4	4	0	1	0	1	15
Shelvin Mack, g	5-9	2-4	2-3	0-2-2	0	14	1	1	0	1	25
Ronald Nored, g	0-4	0-0	5-6	1-5-6	4	5	2	1	0	3	38
Shawn Vanzant	0-0	0-0	1-2	1-3-4	2	1	2	0	0	0	18
Zach Hahn	0-3	0-3	0-0	0-0-0	1	0	0	0	0	0	9
Avery Jukes	1-6	0-3	0-0	1-0-1	1	2	0	0	0	1	18
Andrew Smith	0-0	0-0	1-2	1-0-1	0	1	0	0	0	0	3
Team			1-1-2								
TOTALS	15-49	5-21	17-24	11-21-32	17	52	5	8	2	12	200

Halftime: Tied 28-28

Officials: Jamie Luckie, Leslie Jones, Michael Stuart

Attendance: 71,298

2011 BOX SCORES

Michigan State shot just 29.6 percent in the first half, falling behind UCLA, 42-24, at halftime. In the second half, MSU trimmed a 20-point deficit down to 10 points with 13:16 left in the contest. UCLA responded with a 15-2 run to take a 64-41 lead with 8:35 remaining. The Spartans had a furious late run that trimmed the lead to one point in the final seconds, but the run midway through the second half proved to be too much to overcome. Draymond Green recorded just the seventh "official" triple-double in NCAA Tournament history.

#7 UCLA 78 - #10 MICHIGAN ST. 76

March 17, 2011 - Tampa, Fla.

MICHIGAN STATE	FG-FGA	3FG	FT-FTA	O-D-R	PF	TP	A	TO	BS	S	MIN
Draymond Green, f	6-13	3-8	8-9	1-10-11	4	23	10	4	0	4	37
Adreian Payne, c	0-2	0-0	0-0	1-3-4	4	0	0	0	2	0	8
Kalin Lucas, g	4-14	2-4	1-2	0-1-1	3	11	5	4	0	1	39
Durrell Summers, g	6-15	2-6	1-1	0-1-1	4	15	3	1	0	1	35
Mike Kebler, g	0-1	0-0	0-0	0-0-0	3	0	0	1	0	0	9
Delvon Roe	4-6	0-0	3-4	2-1-3	5	11	1	1	2	1	21
Keith Appling	3-7	3-6	0-0	1-1-2	1	9	0	1	2	1	29
Austin Thornton	0-2	0-1	2-2	1-0-1	0	2	0	1	1	0	8
Derrick Nix	1-1	0-0	0-0	1-0-1	1	2	0	2	1	0	5
Garrick Sherman	1-1	0-0	1-3	4-3-7	3	3	1	1	0	1	9
Team			4-1-5								
TOTALS	25-62	10-25	16-21	15-21-36	28	76	20	16	8	9	200

UCLA	FG-FGA	3FG	FT-FTA	O-D-R	PF	TP	A	TO	BS	S	MIN
Reeves Nelson, f	3-6	0-0	6-8	2-8-10	3	12	1	2	0	0	29
Tyler Honeycutt, f	5-9	3-4	3-6	0-6-6	0	16	5	4	3	2	36
Joshua Smith, c	5-7	0-0	4-9	1-2-3	4	14	1	1	1	2	25
Malcolm Lee, g	4-9	1-3	7-10	1-4-5	3	16	2	1	0	3	34
Lazeric Jones, g	1-7	0-1	2-4	3-0-3	4	4	2	2	1	0	24
Anthony Stover	0-0	0-0	0-0	0-0-0	2	0	0	1	2	0	7
Tyler Lamb	0-1	0-1	2-2	0-1-1	1	2	0	0	0	0	7
Jerime Anderson	1-5	0-1	4-4	1-1-2	1	6	2	3	0	0	19
Brendan Lane	3-4	0-1	2-4	3-1-4	2	8	0	2	1	0	19
Team			2-3-5								
TOTALS	22-48	4-11	30-47	13-26-39	20	78	13	16	8	7	200

Halftime: UCLA 42-24

Officials: Mike Nance, DJ Carstensen, Raymond Styons Attendance: 15,504

2012 BOX SCORES

Michigan State advanced to the Sweet 16 for the 10th time under Tom Izzo and the fourth time in the last five seasons. Earning a number one seed for the fourth time under Izzo, the Spartans cruised past No. 16 LIU Brooklyn in the second round behind a triple-double from Draymond Green and 62 points in the paint. In the third round, the Spartans couldn't shake the No. 9 Saint Louis Billikens, but Keith Appling scored 15 of his 19 points in the second half, and Green turned in another double-double in a narrow 65-61 victory. The run came to an end against Louisville. The Spartans shot just 28.6 percent from the field in scoring just 44 points. Draymond Green finished his career with a double-double of 13 points and 16 rebounds, becoming the all-time rebounding leader in Michigan State history.

#1 MICHIGAN ST. 89 - #16 LIU BROOKLYN 67

March 16, 2012 - Columbus, Ohio

LIU BROOKLYN	FG-FGA	3FG	FT-FTA	O-D-R	PF	TP	A	TO	BS	S	MIN
Jamal Olasewere, f	5-12	3-4	4-8	2-6-8	4	17	0	1	1	2	28
Julian Boyd, f	7-13	1-3	0-0	0-3-3	2	15	1	1	0	0	27
C.J. Garner, g	3-8	0-0	9-11	0-0-0	1	15	2	3	1	2	35
Jason Brickman, g	2-3	1-2	0-0	0-2-2	1	5	7	5	0	2	39
Michael Culpo, g	1-7	1-5	0-0	0-2-2	0	3	0	0	0	0	32
Brandon Thompson	1-2	1-2	0-0	1-0-1	0	3	0	0	0	0	14
Booker Hucks	1-1	1-1	0-0	0-1-1	0	3	0	0	0	0	7
Arnold Mayorga	0-0	0-0	0-0	0-0-0	0	0	0	0	0	0	2
Kenny Onyechi	1-3	0-0	2-4	0-2-2	2	4	0	1	2	0	15
Kurt Joseph	1-1	0-0	0-0	0-0-0	0	2	0	0	0	0	1
Team			1-0-1								1
TOTALS	22-50	8-17	15-23	4-16-20	10	67	10	12	4	6	200

MICHIGAN STATE	FG-FGA	3FG	FT-FTA	O-D-R	PF	TP	A	TO	BS	S	MIN
Draymond Green, f	10-17	2-4	2-3	3-9-12	3	24	10	0	0	1	35
Adreian Payne, c	8-11	0-0	0-0	4-3-7	1	16	1	0	0	1	18
Keith Appling, g	5-11	0-1	0-0	1-2-3	0	10	3	2	0	1	33
Austin Thornton, g	2-3	0-1	0-0	1-1-2	3	4	1	2	0	0	25
Brandon Wood, g	3-6	1-2	0-0	1-2-3	2	7	2	2	0	2	27
Russell Byrd	0-0	0-0	0-0	0-1-1	1	0	0	1	0	0	4
Alex Gauna	1-1	0-0	0-0	0-1-1	0	2	0	1	0	0	2
Brandan Kearney	2-2	0-0	0-0	0-1-1	3	4	2	0	0	0	15
Dan Chapman	0-1	0-0	0-0	0-0-0	0	0	0	0	0	0	1
Keenan Wetzal	0-0	0-0	0-0	0-0-0	0	0	0	0	0	0	1
Travis Trice	1-3	0-1	2-2	0-4-4	3	4	1	0	0	1	17
Derrick Nix	8-13	0-0	2-4	5-3-8	1	18	1	3	0	0	20
Joe Sweeny	0-0	0-0	0-0	0-0-0	0	0	0	0	0	0	1
Anthony Ianni	0-0	0-0	0-0	0-0-0	0	0	0	0	0	0	1
Team			0-0-1								1
TOTALS	40-68	3-9	6-9	15-28-43	17	89	21	12	0	6	200

Halftime: MSU 42-37

Officials: Verne Harris, J.B. Calwell, Tim Gattis

Attendance: 17,464



DRAYMOND GREEN RECORDED HIS SECOND CAREER NCAA TOURNAMENT TRIPLE-DOUBLE AGAINST LIU BROOKLYN.

MSU NCAA TOURNAMENT HISTORY AND RECORDS

#1 MICHIGAN ST. 65 - #9 SAINT LOUIS 61

March 18, 2012 - Columbus, Ohio

SAINT LOUIS	FG-FGA	3FG	FT-FTA	O-D-R	PF	TP	A	TO	BS	S	MIN
Brian Conklin, f	3-9	0-0	5-6	1-1-2	3	11	2	1	1	0	30
Dwayne Evans, f	2-5	0-0	3-4	1-5-6	3	7	0	2	0	1	33
Rob Loe, f	2-6	1-5	0-0	1-3-4	1	5	1	1	0	0	21
Kwamain Mitchell, g	3-10	2-9	5-6	0-1-1	4	13	3	1	0	0	36
Mike McCall, Jr., g	2-5	2-3	0-0	2-2-4	1	6	2	0	0	1	21
Jordair Jett	2-5	1-2	5-7	1-5-6	3	10	0	0	0	3	28
Kyle Cassidy	0-0	0-0	0-0	0-0-0	1	0	0	0	0	0	1
Cody Ellis	2-7	1-6	0-0	0-0-0	1	5	1	0	0	0	13
Cory Remekun	2-4	0-0	0-0	1-1-2	0	4	0	1	0	0	17
Team				1-2-3							
TOTALS	18-51	7-25	18-23	8-20-28	17	61	9	6	1	5	200

MICHIGAN STATE	FG-FGA	3FG	FT-FTA	O-D-R	PF	TP	A	TO	BS	S	MIN
Draymond Green, f	6-11	2-4	2-3	2-11-13	3	16	6	3	0	2	36
Adreian Payne, c	2-6	0-0	0-0	0-7-7	1	4	1	1	1	0	24
Keith Appling, g	7-14	1-3	4-7	2-1-3	4	19	3	1	0	0	32
Austin Thornton, g	1-1	1-1	3-4	0-2-2	4	6	0	1	0	0	26
Brandon Wood, g	5-8	0-1	0-1	0-2-2	1	10	1	0	0	0	35
Russell Byrd	0-0	0-0	0-0	0-0-0	0	0	0	0	0	0	1
Brandon Kearney	0-0	0-0	0-0	0-0-0	3	0	0	1	0	0	14
Travis Trice	0-1	0-1	0-0	0-1-1	1	0	0	1	0	0	17
Derrick Nix	4-5	0-0	2-2	0-1-1	2	10	1	3	0	0	15
Team				1-2-3							
TOTALS	25-46	4-10	11-17	5-27-32	19	65	12	11	1	2	200

Halftime: MSU 26-21

Officials: Verne Harris, Doug Shows, Michael Nance Attendance: 17,425

#4 LOUISVILLE 57 - #1 MICHIGAN ST. 44

March 22, 2012 - Phoenix, Ariz.

SAINT LOUIS	FG-FGA	3FG	FT-FTA	O-D-R	PF	TP	A	TO	BS	S	MIN
Kyle Kuric, f	3-8	1-5	0-0	0-3-3	1	7	0	0	0	0	32
Chane Behanan, f	6-10	0-1	3-7	4-5-9	2	15	1	1	0	3	29
Gorgui Dieng, c	2-5	1-1	0-0	0-9-9	3	5	0	1	7	3	40
Peyton Silva, g	2-9	0-3	0-0	0-3-3	2	4	9	5	0	0	35
Chris Smith, g	3-7	3-6	0-0	1-4-5	0	9	1	1	0	1	28
Russ Smith	3-10	2-4	3-4	2-1-3	2	11	3	1	0	0	17
Jared Swopshire	2-4	2-3	0-0	2-0-2	0	6	1	0	0	2	11
Wayne Blackshear	0-2	0-0	0-0	0-0-0	1	0	0	0	0	0	8
Team				2-3-5							
TOTALS	21-55	9-23	6-11	11-28-39	11	57	15	10	7	9	200

MICHIGAN STATE	FG-FGA	3FG	FT-FTA	O-D-R	PF	TP	A	TO	BS	S	MIN
Draymond Green, f	5-16	1-7	2-2	1-15-16	4	13	2	6	2	1	37
Adreian Payne, c	1-4	0-0	2-2	1-3-4	2	4	0	1	2	1	21
Keith Appling, g	1-6	1-2	3-4	0-1-1	2	6	4	1	2	3	32
Austin Thornton, g	1-3	1-1	0-0	1-2-3	4	3	2	1	0	0	35
Brandon Wood, g	4-11	2-8	4-4	1-1-2	2	14	1	1	1	2	31
Russell Byrd	0-1	0-1	0-0	0-0-0	0	0	0	0	0	0	2
Alex Gauna	0-0	0-0	0-0	0-0-0	0	0	0	0	0	0	1
Brandon Kearney	0-1	0-1	0-0	0-0-0	0	0	0	0	0	0	4
Travis Trice	0-1	0-1	0-0	1-1-2	1	0	3	1	0	2	18
Derrick Nix	2-6	0-0	0-0	1-3-4	0	4	0	1	1	0	18
Anthony Ianni	0-0	0-0	0-0	0-0-0	0	0	0	0	0	0	1
Team				2-2-4							
TOTALS	14-49	5-21	11-12	8-28-36	15	44	12	15	7	8	200

Halftime: LOU 23-18

Officials: Patrick Driscoll, Mike Littlewood, Antinio Petty Attendance: 14,913

2013 BOX SCORES

Michigan State advanced to its fifth Sweet 16 in six years with two dominating defensive performances in victories over Valparaiso and Memphis at the Palace of Auburn Hills. Derrick Nix became just the second Spartan to ever score 20 points and grab 15 rebounds in an NCAA Tournament game, with 23 points and 15 boards against Valpo in the second round, as the Crusaders also shot just .352 from the field. Gary Harris led MSU with 23 points against Memphis in the third round, marking the best NCAA Tournament offensive performance by a Spartan freshman since Shawn Respert scored 27 points in 1992. MSU also held the Tigers to a season-low 48 points. In the Sweet 16, Duke's Seth Curry scored 29 points to lead the Blue Devils over the Spartans, 71-61.

#3 MICHIGAN ST. 65 - #14 VALPARAISO 54

March 21, 2013 - Auburn Hills, Mich.

VALPARAISO	FG-FGA	3FG	FT-FTA	O-D-R	PF	TP	A	TO	BS	S	MIN
Ryan Broekhoff, f	2-11	1-9	3-3	1-4-5	0	8	2	2	1	1	37
Kevin Van Wijk, f	0-6	0-0	2-4	2-5-7	5	2	0	1	0	0	21
Will Bogan, g	0-3	0-3	0-0	0-1-1	0	0	1	0	1	2	26
Erik Buggs, g	7-11	0-1	0-3	0-0-0	3	14	2	3	1	5	35
Matt Kenney, g	4-8	2-5	0-0	0-2-2	1	10	2	0	1	1	34
Jordan Coleman	0-0	0-0	0-0	0-0-0	0	0	0	0	0	0	2
Lavonte Dority	0-3	0-1	0-0	0-0-0	1	0	2	1	0	1	12
Bobby Capobianco	2-5	1-2	0-0	1-2-3	2	5	1	0	1	1	21
Ben Boggs	4-6	3-4	4-4	2-0-2	0	15	0	0	1	1	11
Vashil Fernandez	0-1	0-0	0-0	0-0-0	0	0	0	0	0	0	1
Team				2-1-3							
TOTALS	19-54	7-25	9-14	8-15-23	12	54	10	7	5	12	200

MICHIGAN STATE	FG-FGA	3FG	FT-FTA	O-D-R	PF	TP	A	TO	BS	S	MIN
Adreian Payne, f	2-5	0-1	3-3	1-3-4	4	7	3	6	0	0	27
Derrick Nix, c	10-17	0-0	3-5	9-6-15	0	23	1	2	0	2	28
Keith Appling, g	6-12	3-5	0-1	2-4-6	0	15	1	0	0	0	32
Gary Harris, g	4-11	2-5	0-0	2-2-4	1	10	4	2	1	2	32
Brandon Dawson, g	3-6	0-1	1-2	2-4-6	2	7	3	0	0	1	31
Russell Byrd	0-0	0-0	0-0	0-0-0	0	0	0	0	0	0	2
Alex Gauna	0-0	0-0	0-0	0-1-1	1	0	0	1	0	0	3
Matt Costello	0-2	0-0	0-0	0-1-1	4	0	1	2	2	0	9
Keenan Wetzel	0-0	0-0	0-0	0-0-0	0	0	0	0	0	0	0+
Travis Trice	1-3	1-2	0-0	0-1-1	3	3	3	0	0	0	21
Dan Chapman	0-0	0-0	0-0	0-0-0	0	0	0	0	0	0	0+
Denzel Valentine	0-2	0-1	0-0	1-5-6	1	0	3	1	0	1	15
Team				3-2-5							
TOTALS	26-58	6-15	7-11	20-29-49	16	65	16	17	3	6	200

Halftime: MSU 35-18

Officials: Chris Rastatter, Raymond Styons, Thomas O'Neill Attendance: 18,863

#3 MICHIGAN ST. 70 - #6 MEMPHIS 48

March 23, 2013 - Auburn Hills, Mich.

MEMPHIS	FG-FGA	3FG	FT-FTA	O-D-R	PF	TP	A	TO	BS	S	MIN
Shaq Goodwin, f	0-3	0-1	0-0	1-1-2	1	0	1	0	1	1	34
D.J. Stephens, f	1-7	1-2	0-0	3-3-6	3	3	0	0	4	1	32
Joe Jackson, g	6-13	0-3	0-1	2-5-7	1	12	3	5	0	1	35
Adonis Thomas, g	2-6	0-1	1-2	2-0-2	2	5	1	0	0	0	23
Geron Johnson, g	5-14	4-11	2-2	0-4-4	4	16	2	3	0	2	37
Antonio Barton	0-0	0-0	0-0	0-0-0	0	0	0	0	0	0	1
Chris Crawford	2-13	0-5	2-3	1-1-2	3	6	1	3	0	2	30
Tarik Black	3-8	0-0	0-2	0-2-2	4	6	0	0	0	0	32
Damien Wilson	0-0	0-0	0-0	0-0-0	0	0	0	0	0	0	0+
Team				2-2-4							
TOTALS	19-64	5-23	5-10	11-18-29	18	48	8	11	5	7	200

MICHIGAN STATE	FG-FGA	3FG	FT-FTA	O-D-R	PF	TP	A	TO	BS	S	MIN
Adreian Payne, f	7-14	0-3	0-0	3-7-10	2	14	0	3	5	2	34
Derrick Nix, f	5-9	0-0	3-8	3-5-8	1	13	1	2	0	4	33
Keith Appling, g	1-4	0-2	0-0	0-1-1	1	2	2	2	0	0	28
Gary Harris, g	6-9	4-7	7-8	1-2-3	4	23	0	2	1	0	25
Brandon Dawson, g	0-3	0-0	1-2	2-4-6	2	1	4	4	0	2	31
Russell Byrd	1-1	0-0	0-0	0-0-0	0	2	0	0	0	0	1
Alex Gauna	0-0	0-0	0-0	0-1-1	0	0	1	1	1	0	2
Matt Costello	1-1	0-0	0-0	0-2-2	0	2	0	0	0	1	5
Bohnhoff Trevor	0-0	0-0	0-0	0-0-0	0	0	0	0	0	0	1
Keenan Wetzel	0-0	0-0	0-0	0-0-0	0	0	0	0	0	0	1
Travis Trice	1-2	0-1	2-2	0-3-3	4	4	1	3	0	1	13
Dan Chapman	0-0	0-0	0-0	0-1-1	0	0	0	0	0	0	1



DERRICK NIX BECAME JUST THE SECOND SPARTAN TO EVER SCORE 20 POINTS AND GRAB 15 REBOUNDS IN AN NCAA TOURNAMENT GAME, JOINING JOHNNY GREEN, WITH 23 POINTS AND 15 REBOUNDS AGAINST VALPARAISO.

#2 DUKE 71 - #3 MICHIGAN ST. 61

March 29, 2013 - Indianapolis, Ind.

MICHIGAN STATE	FG-FGA	3FG	FT-FTA	O-D-R	PF	TP	A	TO	BS	S	MIN
Adreian Payne, f	3-10	1-5	7-7	2-8-10	3	14	0	1	2	1	36
Branden Dawson, f	2-3	0-0	0-0	0-2-2	3	4	2	0	1	1	23
Derrick Nix, f	3-10	0-0	3-6	4-5-9	3	9	1	1	0	1	23
Keith Appling, g	5-9	1-2	5-5	0-0-0	3	16	0	4	1	1	36
Gary Harris, g	2-11	2-4	0-1	1-3-4	4	6	2	1	0	1	35
Alex Gauna	0-1	0-0	0-0	0-1-1	1	0	1	0	0	0	7
Matt Costello	0-0	0-0	0-0	1-1-2	3	0	0	1	0	0	6
Travis Trice	3-3	1-1	0-0	0-2-2	4	8	0	0	0	0	16
Denzel Valentine	2-3	0-1	2-2	0-3-3	0	4	0	2	0	1	18
Team											1
TOTALS	20-50	3-12	18-24	8-25-33	24	61	6	11	4	6	200

DUKE	FG-FGA	3FG	FT-FTA	O-D-R	PF	TP	A	TO	BS	S	MIN
Mason Plumlee, f	5-9	0-0	4-4	3-4-7	4	14	1	1	1	1	36
Kelly Ryan, c	4-11	0-4	1-1	0-7-7	2	9	2	1	4	0	38
Quinn Cook, g	0-5	0-2	0-0	0-2-2	2	0	2	3	0	0	21
Rasheed Sulaimon, g	2-6	0-2	12-14	1-3-4	2	16	0	0	0	0	36
Seth Curry, g	8-17	6-9	7-7	1-3-3	2	29	1	1	0	0	37
Tyler Thorton	1-1	1-1	0-0	0-3-2	4	3	2	1	0	2	26
Josh Hairson	0-0	0-0	0-0	0-0-0	1	0	0	0	0	0	6
Team											1
TOTALS	20-49	7-18	24-26	5-24-29	17	71	8	8	5	3	200

Halftime: DUKE 32-31

Officials: Patrick Driscoll, Michael Stuart, Michael Scyphers Attendance: 35,520

2014 BOX SCORES

Michigan State advanced to a third-straight Sweet 16 and its sixth in seven years with a pair of victories in Spokane, Wash. In the second round, Adreian Payne set an MSU NCAA Tournament record with 41 points, while also establishing an NCAA Tournament record for most free throws made without a miss (17), as MSU defeated Delaware, 93-78. In the third round, Branden Dawson led MSU with a career high 26 points, hitting 12-of-15 shots from the field, to defeat Harvard, 80-73. In the Sweet 16, the Spartans defeated No. 1 seed Virginia, 61-59, at Madison Square Garden behind 24 points from Dawson, holding UVA to .357 shooting. In the Elite Eight, MSU led UConn by nine points in the second half, but the Huskies answered with a 12-0 run and held on for a 60-54 win, keeping the Spartans from reaching the Final Four.

#4 MICHIGAN ST. 93 - #13 DELAWARE 78

March 20, 2014 - Spokane, Wash.

DELAWARE	FG-FGA	3FG	FT-FTA	O-D-R	PF	TP	A	TO	BS	S	MIN
Carl Baptiste, f	2-5	0-0	2-2	2-3-5	5	6	0	4	1	0	24
Davon Usher, g	6-13	3-7	5-7	0-5-5	3	20	1	2	0	1	38
Jarvis Threatt, g	2-9	1-1	9-12	2-4-6	2	14	2	0	0	1	37
Devon Saddler, g	7-15	4-5	3-5	1-2-3	0	21	4	1	0	1	38
Kyle Anderson, g	1-10	0-6	7-7	1-0-1	1	9	0	0	0	0	33
Tom Allshouse	0-0	0-0	0-0	0-0-0	0	0	0	0	0	0	1
Barnett Harris	0-0	0-0	1-2	0-0-0	3	1	0	0	0	1	3
Devonne Pinkard	0-0	0-0	0-0	0-0-0	0	0	0	0	0	0	4
Maurice Jeffers	0-0	0-0	0-0	0-0-0	1	0	0	0	0	0	4
Marvin King-Davis	2-2	0-0	2-2	0-0-0	3	6	0	0	0	0	9
Cazmon Hayes	0-0	0-0	0-0	0-0-0	0	0	0	1	0	0	6
Sean Locke	0-1	0-1	1-2	0-0-0	0	1	0	0	0	0	1
Dylan Miller	0-0	0-0	0-0	0-0-0	0	0	0	0	0	0	1
Tommy Williams	0-0	0-0	0-0	0-0-0	1	0	0	0	0	0	1
Team											1-3-4
TOTALS	20-55	8-20	30-39	7-17-24	19	78	7	8	1	4	200

MICHIGAN STATE	FG-FGA	3FG	FT-FTA	O-D-R	PF	TP	A	TO	BS	S	MIN
Adreian Payne, f	10-15	4-5	17-17	0-8-8	3	41	0	2	1	0	24
Keith Appling, g	2-4	0-1	0-0	0-2-2	3	4	5	2	0	1	32
Gary Harris, g	4-9	2-5	0-0	0-4-4	5	10	0	1	0	0	25
Branden Dawson, g	4-7	0-0	2-2	2-6-8	2	10	4	1	0	2	30
Denzel Valentine, g	1-4	1-2	0-0	1-3-4	4	3	1	2	0	0	17
Russell Byrd	0-0	0-0	0-0	0-1-1	1	0	0	2	0	0	7
Alex Gauna	0-0	0-0	0-0	0-1-1	1	0	0	0	0	0	4
Alvin Ellis III	0-1	0-0	0-0	0-0-0	2	0	3	0	0	0	13
Matt Costello	2-6	0-0	0-1	4-1-5	3	4	1	0	1	0	9
Keenan Wetzel	0-1	0-1	0-0	0-0-0	0	0	0	0	0	0	1
Travis Trice	7-8	3-4	2-3	1-2-3	1	19	1	3	0	0	23
Kenny Kaminski	0-1	0-1	0-0	1-1-2	0	0	1	0	0	1	9
Gavin Schilling	0-0	0-0	0-0	0-0-0	2	0	0	1	0	0	4
Dan Chapman	0-0	0-0	0-0	0-0-0	0	0	0	0	0	0	1
Colby Wollenman	0-0	0-0	2-2	0-0-0	0	2	0	0	0	0	1
Team											1-3-4
TOTALS	30-56	10-19	23-25	10-32-42	27	93	16	14	2	4	200

Halftime: MSU 44-33

Officials: Ray Natili, Keith Kimble, Bret Smith Attendance: 10,862



TRAVIS TRICE SCORED 19 POINTS IN THE SPARTANS' 93-78 WIN OVER DELAWARE.

MSU NCAA TOURNAMENT HISTORY AND RECORDS

#4 MICHIGAN ST. 80 - #12 HARVARD 73

March 22, 2014 - Spokane, Wash.

HARVARD	FG-FGA	3FG	FT-FTA	O-D-R	PF	TP	A	TO	BS	S	MIN
Steve Moundou-Missi, f	5-11	0-0	1-2	3-7-10	3	11	1	1	2	0	31
Kyle Casey, f	1-5	0-0	1-3	1-4-5	2	3	0	4	1	0	13
Laurent Rivard, g	2-5	2-4	1-2	0-0-0	2	7	0	0	0	0	36
Siyani Chambers, g	2-7	1-5	5-6	0-4-4	2	10	4	3	0	0	38
Wesley Saunders, g	6-14	0-1	10-10	1-2-3	2	22	2	3	0	3	38
Brandyn Curry	4-7	3-6	1-2	2-4-6	3	12	1	0	0	1	31
Jonah Travis	2-3	0-0	4-5	1-1-2	3	8	0	0	0	0	8
Evan Cummins	0-1	0-0	0-0	0-1-1	0	0	0	0	0	0	5
Team				0-1-1							
TOTALS	22-53	6-17	23-30	8-24-32	17	73	8	11	3	4	200

MICHIGAN STATE	FG-FGA	3FG	FT-FTA	O-D-R	PF	TP	A	TO	BS	S	MIN
Adreian Payne, f	4-10	1-3	3-4	1-3-4	4	12	0	2	0	0	30
Keith Appling, g	0-2	0-0	2-2	0-1-1	4	2	3	2	0	1	22
Gary Harris, g	5-11	2-6	6-6	1-1-2	3	18	5	4	0	3	38
Branden Dawson, g	12-15	0-1	2-2	3-6-9	1	26	1	1	0	1	31
Denzel Valentine, g	2-7	1-4	1-2	2-5-7	3	6	6	1	0	1	32
Alvin Ellis III	1-3	0-1	0-0	1-0-1	1	2	0	0	0	0	4
Matt Costello	0-0	0-0	3-6	0-2-2	0	3	0	1	1	1	7
Travis Trice	2-6	1-3	0-0	1-1-2	3	5	2	0	0	1	24
Kenny Kaminski	2-3	2-3	0-0	0-2-2	1	6	0	0	0	1	9
Gavin Schilling	0-0	0-0	0-0	0-0-0	0	0	0	0	0	0	3
Team				1-3-4							
TOTALS	28-57	7-21	17-22	10-24-34	20	80	17	11	1	9	200

Halftime: MSU 45-33

Officials: Randy McCall, Doug Shows, Keith Kimble Attendance: 11,623

#4 MICHIGAN ST. 61 - #1 VIRGINIA 59

March 28, 2014 - New York, N.Y.

MICHIGAN STATE	FG-FGA	3FG	FT-FTA	O-D-R	PF	TP	A	TO	BS	S	MIN
Adreian Payne, f	5-12	2-5	4-4	1-5-6	2	16	2	1	2	1	32
Branden Dawson, f	9-16	0-0	6-8	3-7-10	0	24	1	0	0	1	34
Keith Appling, g	1-3	0-1	0-1	1-2-3	4	2	2	1	0	0	29
Gary Harris, g	2-5	0-2	2-3	1-1-2	4	6	3	1	1	0	29
Denzel Valentine, g	1-4	1-2	0-0	0-5-5	2	3	2	0	1	0	35
Alvin Ellis III	0-0	0-0	0-0	0-0-0	0	0	0	1	0	0	2
Matt Costello	1-1	0-0	0-0	0-1-1	3	2	0	2	1	0	4
Travis Trice	1-4	1-3	2-2	0-1-1	0	5	1	1	0	2	25
Kenny Kaminski	1-2	1-1	0-0	0-1-1	1	3	1	0	0	0	6
Gavin Schilling	0-0	0-0	0-0	0-0-0	0	0	0	0	0	0	4
Team				1-2-3							
TOTALS	21-47	5-14	14-18	7-25-32	16	61	13	10	4	5	200

VIRGINIA	FG-FGA	3FG	FT-FTA	O-D-R	PF	TP	A	TO	BS	S	MIN
Mike Tobey, f	2-4	0-0	0-0	0-1-1	3	4	0	0	0	0	10
Akil Mitchell, f	2-7	0-0	0-0	3-3-6	2	4	0	0	2	0	28
Joe Harris, g	6-14	2-7	3-5	0-3-3	3	17	3	1	0	1	32
M. Brogdon, g	4-14	2-4	7-8	1-4-5	1	17	3	1	0	3	36
L. Perrantes, g	2-6	1-3	2-2	0-2-2	1	7	4	2	0	1	36
Justin Anderson	1-4	1-4	0-0	0-3-3	3	3	0	0	1	0	21
Teven Jones	0-0	0-0	0-0	0-0-0	1	0	0	0	0	0	0+
Evan Nolte	1-2	0-0	0-0	2-3-5	0	2	0	1	0	0	15
Anthony Gill	1-5	0-0	1-2	0-1-1	2	3	0	1	1	0	19
Darion Atkins	1-1	0-0	0-0	2-1-3	0	2	0	0	0	0	3
Team				6-0-6							
TOTALS	20-57	6-18	13-17	14-21-35	16	59	10	6	4	5	200

Halftime: MSU 31-27

Officials: Doug Simons, James Breeding, Brian O'Connell Attendance: 19,314



GARY HARRIS SCORED A TEAM-HIGH 22 POINTS IN MICHIGAN STATE'S 60-54 LOSS TO THE EVENTUAL NATIONAL CHAMPION UCONN HUSKIES.

#7 CONNECTICUT 60 - #4 MICHIGAN ST. 54

March 30, 2014 - New York, N.Y.

MICHIGAN STATE	FG-FGA	3FG	FT-FTA	O-D-R	PF	TP	A	TO	BS	S	MIN
Adreian Payne, f	4-14	3-10	2-2	1-8-9	1	13	3	2	1	1	35
Branden Dawson, f	1-3	0-0	3-4	1-7-8	3	5	0	3	1	1	34
Keith Appling, g	1-3	0-1	0-0	0-0-0	5	2	2	4	0	0	28
Gary Harris, g	8-14	4-9	2-2	0-2-2	1	22	2	2	0	0	37
Denzel Valentine, g	3-6	3-4	0-0	2-6-8	4	9	2	4	0	2	37
Matt Costello	0-0	0-0	0-0	0-0-0	0	0	2	0	1	1	5
Travis Trice	0-4	0-3	0-0	0-1-1	1	0	2	1	0	0	18
Kenny Kaminski	0-1	0-1	0-0	0-0-0	1	0	0	0	0	0	6
Dan Chapman	1-1	1-1	0-0	0-0-0	0	3	0	0	0	0	0+
Team				2-2-4							
TOTALS	18-46	11-29	7-8	6-26-32	16	54	13	16	3	5	200

CONNECTICUT	FG-FGA	3FG	FT-FTA	O-D-R	PF	TP	A	TO	BS	S	MIN
Deandre Daniels, f	4-10	0-2	4-5	1-7-8	2	12	0	2	2	2	36
Niels Giffey, f	2-10	0-5	2-2	1-4-5	0	6	2	1	0	0	35
Phillip Nolan, c	1-3	0-0	0-0	1-3-4	3	4	1	0	1	0	27
Ryan Boatright, g	3-9	1-5	4-4	0-2-2	2	11	1	1	0	4	38
Shabazz Napier, g	6-14	4-9	9-9	1-5-6	2	25	4	2	0	1	37
Terrence Samuel	0-0	0-0	0-0	0-0-0	0	0	0	0	0	0	4
Tyler Olander	0-0	0-0	0-0	0-0-0	0	0	0	0	0	0	3
Lasan Kromah	0-2	0-1	2-2	0-0-0	0	2	0	0	0	0	10
Amida Brimah	0-0	0-0	0-0	0-0-0	3	0	0	0	0	0	10
Team				3-2-5							
TOTALS	17-49	5-22	21-22	7-23-30	12	60	8	8	3	7	200

Halftime: MSU, 25-21

Officials: John Higgins, Michael Roberts, Tom Eades Attendance: 19,499

MSU NCAA TOURNAMENT HISTORY AND RECORDS

2015 BOX SCORES

Michigan State advanced to its nation's best seventh Final Four in the last 17 seasons. In the second round, four Spartans scored in double figures as MSU defeated Georgia, 70-63. The third round was a rematch of the 2014 Sweet 16 vs. Virginia. Once again, the Spartans dispatched the ACC regular-season champions by limiting UVA to 29.8 percent shooting. Travis Trice led MSU with 23 points, and Branden Dawson dominated with 15 points, nine rebounds and four blocks. The win gave MSU its seventh Sweet 16 in the last eight seasons - most in the nation. In the East Regional, the Spartans rallied from a pair of halftime deficits to advance. Against Oklahoma in the Sweet 16, MSU trailed by 10 in the first half, but Trice and Denzel Valentine scored 27 combined second-half points to help defeat the Sooners. Playing in the Elite Eight for a second-straight season, MSU trailed Louisville by eight points at the half, as MSU defeated the Cardinals, 76-70, in overtime. Trice scored a team-high 17 points to earn East Regional MVP honors. The Spartans would come up just short of reaching the title game, falling to No.1-seeded Duke, 81-61, in Indianapolis.

#7 MICHIGAN ST. 70 - #10 GEORGIA 63

March 20, 2015 - Charlotte, N.C.

MICHIGAN STATE	FG-FGA	3FG	FT-FTA	O-D-R	PF	TP	A	TO	BS	S	MIN
Branden Dawson, f	6-9	0-0	2-4	0-6-6	3	14	1	0	2	1	23
Gavin Schilling, f	0-0	0-0	0-0	0-0-0	3	0	0	0	0	0	4
Lourawls Nairn Jr., g	1-3	0-0	1-3	1-2-3	2	3	3	1	0	2	19
Travis Trice, g	6-15	2-5	1-2	0-3-3	0	15	6	4	0	0	35
Denzel Valentine, g	4-9	2-5	6-6	0-6-6	3	16	6	1	0	3	37
Marvin Clark Jr.	3-5	0-2	0-0	0-1-1	2	6	0	1	0	1	13
Alvin Ellis III	0-0	0-0	0-2	0-1-1	1	0	1	0	0	1	6
Bryn Forbes	5-8	3-6	1-1	0-1-1	2	14	1	1	0	0	23
Matt Costello	1-8	0-0	0-0	2-5-7	5	2	0	1	1	0	29
Colby Wollenman	0-0	0-0	0-1	2-3-5	1	0	0	0	0	0	11
Team			0-2-2								
TOTALS	26-57	7-18	11-19	5-30-35	22	70	18	9	3	8	200

GEORGIA	FG-FGA	3FG	FT-FTA	O-D-R	PF	TP	A	TO	BS	S	MIN
Marcus Thornton, f	2-8	0-1	8-8	1-9-10	4	12	3	2	0	1	33
Nemanja Djuricic, f	2-9	1-4	2-4	5-7-12	2	7	2	1	0	0	34
Charles Mann, g	6-14	1-1	6-9	1-2-3	4	19	1	2	0	1	32
Kenny Gaines, g	5-10	2-4	3-3	0-0-0	5	15	0	1	0	1	20
J.J. Frazier, g	0-7	0-3	0-0	0-5-5	0	0	2	2	1	0	37
Yante Maten	1-3	0-0	0-0	0-3-3	0	2	0	0	1	0	13
Taylor Echols	0-1	0-1	0-0	0-0-0	2	0	0	0	0	0	2
Cameron Forte	3-5	0-0	2-2	3-2-5	1	8	0	3	0	1	19
Brandon Young	0-0	0-0	0-0	0-0-0	0	0	0	0	0	0	0+
Houston Kessler	0-0	0-0	0-0	0-0-0	0	0	0	0	0	0	0+
Kenny Paul Geno	0-0	0-0	0-0	0-0-0	1	0	0	1	0	0	10
Team			2-3-5								
TOTALS	19-57	4-14	21-26	12-31-43	19	63	8	12	2	4	200

Halftime: MSU, 35-22
 Officials: Michael Stephens, Joe Lindsay, Donnie Eppley

Attendance: 16,551



TRAVIS TRICE SCORED 15 POINTS VS. GEORGIA AND 23 VS. VIRGINIA TO LEAD THE SPARTANS TO THE SWEET 16.

#7 MICHIGAN ST. 60 - #2 VIRGINIA 54

March 22, 2015 - Charlotte, N.C.

MICHIGAN STATE	FG-FGA	3FG	FT-FTA	O-D-R	PF	TP	A	TO	BS	S	MIN
Branden Dawson, f	5-9	0-0	5-9	2-7-9	0	15	0	2	4	1	34
Gavin Schilling, f	1-2	0-0	2-4	0-2-2	3	4	0	0	2	0	17
Lourawls Nairn Jr., g	0-0	0-0	1-2	0-2-2	4	1	0	0	0	0	17
Travis Trice, g	7-15	4-8	5-6	0-2-2	1	23	3	1	0	1	39
Denzel Valentine, g	1-6	1-2	1-2	1-3-4	4	4	4	1	0	0	21
Marvin Clark Jr.	0-1	0-1	1-2	1-1-2	1	1	0	0	0	0	11
Alvin Ellis III	0-2	0-0	1-4	1-0-1	2	1	0	0	0	1	11
Bryn Forbes	2-3	1-1	2-2	0-3-3	1	7	0	2	0	0	27
Matt Costello	1-2	0-0	2-2	2-3-5	3	4	0	0	1	1	23
Team			0-2-2								
TOTALS	17-40	6-12	20-33	7-25-32	19	60	7	6	7	4	200

VIRGINIA	FG-FGA	3FG	FT-FTA	O-D-R	PF	TP	A	TO	BS	S	MIN
Justin Anderson, f	2-7	0-4	4-7	0-1-1	2	8	0	2	1	0	25
Anthony Gill, f	3-9	0-0	5-8	4-2-6	5	11	1	0	0	0	30
Darion Atkins, c	4-10	0-0	2-2	7-7-14	4	10	0	0	2	0	29
Malcolm Brogdon, g	3-12	1-6	2-2	1-2-3	1	9	1	2	0	2	36
London Perrantes, g	2-10	0-4	1-2	1-4-5	0	5	2	1	0	0	38
Marial Shayok	1-4	1-2	3-4	0-2-2	1	6	1	0	0	0	15
Mike Tobey	1-3	0-0	1-1	3-1-4	1	3	0	0	0	0	12
Evan Nolte	1-2	0-1	0-0	1-0-1	4	2	1	0	0	0	15
Team			1-2-3								
TOTALS	17-57	2-17	18-26	18-21-39	18	54	6	5	3	2	200

Halftime: MSU, 23-18

Officials: Mark Whitehead, Bryan Kersey, Joe Lindsay

Attendance: 18,482



THE SPARTANS CELEBRATE A FOURTH-STRAIGHT TRIP TO THE SWEET 16, AND A SEVENTH TRIP IN THE LAST EIGHT SEASONS.

MSU NCAA TOURNAMENT HISTORY AND RECORDS

#7 MICHIGAN ST. 62 - #3 OKLAHOMA 58

March 27, 2015 - Syracuse, N.Y.

MICHIGAN STATE	FG-FGA	3FG	FT-FTA	O-D-R	PF	TP	A	TO	BS	S	MIN
Branden Dawson, f	3-7	0-0	0-2	4-7-11	2	6	2	0	1	0	33
Gavin Schilling, f	4-5	0-0	0-2	2-0-2	4	8	0	0	0	0	20
Lourawls Nairn Jr., g	0-1	0-0	0-0	0-0-0	1	0	1	1	0	0	11
Travis Trice, g	7-14	4-9	6-6	0-3-3	1	24	2	1	0	0	36
Denzel Valentine, g	6-17	4-11	2-2	3-4-7	0	18	2	0	0	0	38
Marvin Clark Jr.	0-2	0-2	1-2	0-3-3	3	1	0	1	0	0	7
Alvin Ellis III	0-1	0-1	0-0	2-1-3	0	0	1	0	0	0	4
Bryn Forbes	1-6	1-4	0-0	0-2-2	1	3	1	0	0	0	31
Matt Costello	1-3	0-0	0-2	3-0-3	4	2	0	1	0	1	15
Colby Wollenman	0-1	0-0	0-0	0-0-0	0	0	0	1	0	0	5
Team				1-1-2							
TOTALS	22-57	9-27	9-16	15-21-36	16	62	9	5	1	1	200

OKLAHOMA	FG-FGA	3FG	FT-FTA	O-D-R	PF	TP	A	TO	BS	S	MIN
TaShawn Thomas, f	5-12	0-0	6-6	5-2-7	2	16	1	2	2	1	36
Ryan Spangler, f	1-2	0-0	2-2	4-5-9	3	4	0	0	0	0	28
Isaiah Cousins, g	2-8	0-1	1-2	0-3-3	1	5	2	1	0	0	25
Buddy Hield, g	7-17	3-10	4-4	2-4-6	2	21	2	0	0	0	38
Jordan Woodard, g	4-11	1-2	0-0	0-2-2	3	9	1	2	0	1	35
Khadeem Lattin	1-1	0-0	1-2	3-1-4	2	3	0	0	1	1	15
D.J. Bennett	0-0	0-0	0-0	0-0-0	2	0	0	0	0	0	2
Frank Booker	0-4	0-4	0-0	0-3-3	1	0	1	1	1	0	21
Team				0-4-4							
TOTALS	20-55	4-17	14-16	14-24-38	16	58	7	7	4	2	200

Halftime: OU, 31-27

Officials: Jamie Luckie, Ed Corbett, Antonio Petty Attendance: 24,453

#7 MICHIGAN ST. 76 - #4 LOUISVILLE 70, OT

March 29, 2015 - Syracuse, N.Y.

MICHIGAN STATE	FG-FGA	3FG	FT-FTA	O-D-R	PF	TP	A	TO	BS	S	MIN
Branden Dawson, f	4-11	0-0	1-2	3-8-11	2	9	0	3	4	1	34
Gavin Schilling, f	1-2	0-0	4-4	2-1-3	5	6	1	2	1	0	19
Lourawls Nairn Jr., g	1-3	0-0	1-2	0-3-3	1	3	1	1	0	0	19
Travis Trice, g	5-15	3-10	4-4	0-4-4	0	17	5	1	0	1	44
Denzel Valentine, g	7-15	1-5	0-0	1-6-7	3	15	6	3	1	2	30
Marvin Clark Jr.	2-2	1-1	0-2	1-1-2	3	5	2	0	0	1	18
Alvin Ellis III	0-1	0-1	1-2	0-1-1	0	1	1	0	0	0	8
Bryn Forbes	4-7	4-6	2-2	0-1-1	3	14	2	0	0	0	33
Matt Costello	2-4	0-0	2-2	0-3-3	5	6	2	0	1	0	20
Team				3-3-6							
TOTALS	26-60	9-23	15-20	10-31-41	22	76	20	12	7	5	225

LOUISVILLE	FG-FGA	3FG	FT-FTA	O-D-R	PF	TP	A	TO	BS	S	MIN
Montrezl Harrell, f	6-12	0-0	4-9	4-5-9	1	16	4	2	1	1	42
Mangok Mathiang, f	1-1	0-0	2-4	3-4-7	4	4	0	0	2	1	37
Terry Rozier, c	6-23	0-2	1-1	2-6-8	2	13	3	3	1	4	45
Quentin Snider, g	2-9	0-2	0-2	1-4-5	1	4	2	1	1	0	42
Wayne Blackshear, g	6-13	4-6	12-12	0-3-3	4	28	1	0	1	0	39
Chinanu Onuaku	1-1	0-0	0-0	1-2-3	2	2	0	0	0	0	8
Jaylen Johnson	1-1	0-0	0-0	1-0-1	0	2	0	0	0	0	3
Shaqquan Aaron	0-1	0-0	0-0	0-0-0	0	0	0	1	0	0	2
Anton Gill	0-3	0-1	0-0	0-0-0	1	0	0	2	0	0	5
Dillon Avare	0-0	0-0	1-1	0-0-0	0	1	0	0	0	0	0+
David Levitch	0-0	0-0	0-0	0-0-0	1	0	0	0	0	0	2
Team				3-2-5							
TOTALS	23-64	4-11	20-29	15-26-41	16	70	10	9	6	6	225

Halftime: UL, 40-32

End of Regulation: 65-65

Officials: Doug Shows, Verne Harris, Patrick Driscoll Attendance: 24,404



BYRN FORBES KNOCKED DOWN FOUR 3-POINTERS AGAINST LOUISVILLE.



MSU NCAA TOURNAMENT HISTORY AND RECORDS

#1 DUKE 81 - #7 MICHIGAN ST. 61

April 4, 2015 - Indianapolis, Ind.


MICHIGAN STATE	FG	3FG	FT	O-D-R	PF	PTS	A	TO	B	S	MIN
Branden Dawson, f	5-12	0-0	2-5	3-4-7	4	12	0	5	2	2	30
Gavin Schilling, f	0-0	0-0	0-0	2-0-2	4	0	0	0	0	0	12
Lourawls Nairn Jr., g	0-3	0-0	2-2	0-1-1	3	2	5	0	0	0	19
Travis Trice, g	6-13	2-7	2-3	1-1-2	3	16	5	3	0	0	35
Denzel Valentine, g	7-11	5-9	3-4	1-10-11	1	22	0	2	0	0	37
Marvin Clark Jr.	0-2	0-0	1-2	0-1-1	4	1	0	2	0	0	10
Alvin Ellis III	0-2	0-1	0-0	0-0-0	0	0	0	1	0	0	11
Bryn Forbes	0-4	0-3	0-0	0-1-1	3	0	0	0	0	0	19
Matt Costello	3-5	0-0	0-0	1-2-3	4	6	0	0	1	0	15
Trevor Bohnhoff	0-0	0-0	0-0	0-0-0	0	0	0	0	0	1	1
Keenan Wetzel	0-1	0-0	0-0	0-0-0	0	0	0	0	0	0	1
Colby Wollenman	1-2	0-0	0-0	0-3-3	2	2	0	1	0	1	10
Team				1-1-2							
TOTALS	22-55	7-20	10-16	9-24-33	28	61	10	14	3	4	200

DUKE	FG	3FG	FT	O-D-R	PF	PTS	A	TO	B	S	MIN
Justise Winslow, f	5-7	0-0	9-11	1-8-9	3	19	2	2	0	2	29
Jahil Okafor, c	7-11	0-0	4-7	3-3-6	2	18	0	2	2	2	30
Quinn Cook, g	6-12	1-3	4-4	0-2-2	3	17	2	0	0	1	35
Tyus Jones, g	3-8	1-3	2-3	0-2-2	2	9	4	1	1	2	38
Matt Jones, g	3-6	0-2	1-2	0-2-2	1	7	2	1	0	2	28
Grayson Allen	2-6	0-2	5-6	1-4-5	3	9	0	1	0	0	17
Amile Jefferson	0-0	0-0	1-2	2-5-7	3	1	0	1	0	0	11
Marshall Plumlee	0-0	0-0	1-2	0-3-3	1	1	0	0	1	0	10
Sean Kelly	0-0	0-0	0-0	0-0-0	0	0	0	0	0	0	1
Nick Pagliuca	0-0	0-0	0-0	0-0-0	0	0	0	0	0	0	1
Team				0-0-0							
TOTALS	26-50	2-10	27-37	7-29-36	18	81	10	8	4	9	200

Halftime Score: 36-25, Duke

Attendance: 72,238

Officials: Pat Adams, Bryan Kersey, Mike Eades



TRAVIS TRICE CLOSED HIS CAREER WITH A 16-POINT EFFORT AGAINST DUKE IN THE FINAL FOUR ON APRIL 4, 2015.

2016 BOX SCORE

The Spartans appeared in their 19th-straight NCAA Tournament, marking the Big Ten's longest streak ever, and the fourth-longest streak in NCAA history. Trailing 79-76 with 3:21 left, the Spartans held MTSU without a point for more than two minutes. Michigan State, however, could not make up any ground with a pair of turnovers, two missed 3-pointers and a missed free throw in its next five possessions. Matt Costello matched his career high with 22 points and Denzel Valentine's 12 assists matched the third best total in MSU NCAA Tournament history. Middle Tennessee's .559 FG % and .579 3 FG% were season highs for a Spartan opponent, while the 90 points by the Blue Raiders were the most by any MSU opponent in regulation. It was Valentine's 144th career game, and he finished his career third on MSU's career chart.



DENZEL VALENTINE DISHED OUT 12 ASSISTS, MATCHING THE THIRD-HIGHEST TOTAL IN AN NCAA TOURNAMENT GAME IN SCHOOL HISTORY.

#15 MIDDLE TENNESSEE 90 - #2 MICHIGAN ST. 81

March 18, 2016 - St. Louis, Mo.

MICHIGAN STATE	FG	3FG	FT	O-D-R	PF	PTS	A	TO	B	S	MIN
Costello, Matt, f	9-10	0-0	4-5	2-7-9	3	22	2	0	1	1	31
Davis, Deyonta, f	5-8	0-0	0-0	2-1-3	2	10	0	0	1	0	15
Forbes, Bryn, g	4-12	4-10	2-2	0-0-0	3	14	1	1	0	1	30
Harris, Eron, g	3-3	2-2	1-2	1-3-4	3	9	2	5	0	0	24
Valentine, Denzel, g	5-13	3-8	0-0	2-4-6	4	13	12	6	0	2	37
Ahrens, Kyle	0-0	0-0	0-0	0-0-0	0	0	0	0	0	0	0+
Bess, Javon	0-0	0-0	0-0	0-1-1	1	0	1	0	0	0	7
Ellis III, Alvin	1-1	0-0	0-0	0-0-0	0	2	0	0	0	2	8
Nairn Jr., Lourawls	0-0	0-0	0-0	0-0-0	0	0	1	1	0	0	7
Clark Jr., Marvin	1-1	1-1	0-0	0-0-0	0	3	0	0	0	0	4
McQuaid, Matt	1-3	1-3	0-0	0-1-1	1	3	0	1	0	0	14
Goins, Kenny	0-1	0-0	0-0	0-0-0	0	0	1	0	0	0	4
Van Dyk, Matt	0-0	0-0	0-0	0-0-0	0	0	0	0	0	0	0+
Schilling, Gavin	1-2	0-0	1-4	1-2-3	4	3	0	0	0	0	13
Wollenman, Colby	0-0	0-0	2-2	0-3-3	1	2	0	0	0	0	6
Total	30-54	11-24	10-15	8-22-30	22	81	20	14	2	6	200

MTSU	FG	3FG	FT	O-D-R	PF	PTS	A	TO	B	S	MIN
Harris, Darnell, f	5-13	3-5	2-3	2-1-3	4	15	2	2	0	0	28
Upshaw, Reggie, f	8-14	3-6	2-7	3-1-4	3	21	4	3	3	1	38
Buford, Perrin, g	6-11	0-0	3-5	1-6-7	2	15	6	3	1	0	39
Raymond, Jaqawn, g	4-7	2-3	1-1	1-3-4	2	11	3	0	0	2	37
Potts, Giddy, g	6-10	3-5	4-4	0-5-5	0	19	1	0	1	2	39
Habersham, Xavier	0-0	0-0	0-0	0-0-0	0	0	0	1	0	0	3
Foote, Aldonis	2-2	0-0	0-0	1-1-2	2	4	0	0	0	1	8
Copeland, Quavius	1-1	0-0	1-1	0-0-0	0	3	0	1	0	0	3
Gamble, Karl	1-1	0-0	0-0	1-0-1	0	2	0	0	0	0	5
Team				1-1-2							
Totals	33-59	11-19	13-21	10-18-28	13	90	16	10	5	6	200

Halftime Score: 41-35, MTSU

Attendance: 14,250

Officials: Bryan Kersey, Clarence Armstrong, Brett Nansel

MSU NCAA TOURNAMENT HISTORY AND RECORDS

2017 BOX SCORES

Michigan State extended its Big Ten record by earning a bid to the NCAA Tournament for the 20th consecutive season, receiving a No. 9 seed in the Midwest Region. MSU's 20th-straight appearance is the fourth longest in NCAA history and the third-longest active streak in the nation. Trailing 17-5 early in the opening game against Miami, the Spartans stormed past the Hurricanes, using a 20-2 first half run to take control for good on the way to a 78-58 win. Nick Ward led the way with 19 points and seven rebounds, while Miles Bridges added 18 points, nine rebounds and three assists and Joshua Langford finished with 13 points.

MSU fell short in the second round, losing to No. 1 Kansas, 90-70. Bridges scored 22 points to lead the Spartans, while Ward finished with 13 points and Langford added 10. Michigan State trailed by just five points, 40-35, at halftime, and trailed 54-53 after a layup from Alvin Ellis III with 12 minutes left, but Kansas used a 13-4 run to push the lead to 67-57 and the Spartans could get no closer.



THE SPARTANS USED A 20-2 FIRST HALF RUN TO PULL AWAY FROM MIAMI IN THE FIRST ROUND.

#9 MICHIGAN ST. 78 - #8 MIAMI 58

March 17, 2017 - Tulsa, Okla.

MICHIGAN STATE	FG	3FG	FT	O-D-R	PF	PTS	A	TO	B	S	MIN
Bridges, Miles f	8-12	2-4	0-0	2-7-9	2	18	3	1	1	0	35
Ward, Nick f	8-9	0-0	3-3	3-4-7	2	19	0	1	1	0	26
Langford, Joshua g	5-10	2-4	1-2	1-4-2	2	13	1	0	0	0	24
Ellis III, Alvin g	3-9	0-5	1-1	1-6-7	1	7	1	3	0	0	30
Nairn Jr., Lourawls g	0-2	0-1	0-0	0-1-1	3	0	5	2	0	0	18
Ahrens, Kyle	0-0	0-0	0-0	0-0-0	0	0	0	0	0	0	5
Winston, Cassius	2-5	1-3	2-2	0-1-1	4	7	5	0	0	1	22
McQuaid, Matt	2-4	1-3	2-2	1-4-5	1	7	3	3	0	0	25
Goins, Kenny	2-2	0-0	2-2	1-1-2	2	6	0	2	0	0	12
Van Dyk, Matt	0-0	0-0	1-2	0-0-0	0	1	0	0	1	0	1
Roy, Greg	0-0	0-0	0-0	0-0-0	1	0	0	0	0	0	1
George, Conner	0-0	0-0	0-0	0-0-0	0	0	0	0	0	0	1
Team				1-1-2							
Total	30-53	6-20	12-14	10-26-36	18	78	18	12	3	1	200

MIAMI	FG	3FG	FT	O-D-R	PF	PTS	A	TO	B	S	MIN
Murphy, Kamari f	0-6	0-0	1-2	1-1-2	1	1	1	2	1	0	26
Newton, Ja'Quan g	5-12	0-1	6-7	0-2-2	2	16	2	1	0	3	34
Lawrence, Anthony g	1-5	1-5	0-0	1-2-3	3	3	0	1	0	0	22
Reed, Davon g	5-10	2-6	0-0	1-2-3	0	12	0	1	0	2	37
Brown, Bruce g	3-6	1-3	4-6	0-2-2	3	11	4	1	0	3	34
Robinson, Mike	0-0	0-0	0-0	0-0-0	0	0	0	0	0	0	2
Vasiljevic, DJ	1-3	0-1	0-0	0-2-2	1	2	1	1	0	1	16
Miller, Rodney	0-0	0-0	0-0	0-1-1	0	0	0	0	0	0	1
Izundu, Ebuka	2-5	0-0	1-2	2-1-3	4	5	0	0	0	0	18
Huell, Dewan	4-5	0-0	0-0	0-0-0	3	8	0	1	0	0	9
Stowell, Chris	0-0	0-0	0-0	0-0-0	0	0	0	0	0	0	1
Team				4-1-5							
Totals	21-52	4-16	12-17	9-14-23	17	58	8	10	1	9	200

Halftime Score: 38-27, MSU

Attendance: 14,715

Officials: Michael Stephens, Don Daily, Rick Crawford

#1 KANSAS 90 - #9 MICHIGAN ST. 70

March 19, 2017 - Tulsa, Okla.

MICHIGAN STATE	FG	3FG	FT	O-D-R	PF	PTS	A	TO	B	S	MIN
Bridges, Miles f	7-15	2-6	6-9	1-7-8	1	22	2	1	0	1	34
Ward, Nick f	5-9	0-0	3-4	2-2-4	4	13	0	1	0	0	20
Langford, Joshua g	4-9	2-5	0-0	0-3-3	1	10	0	0	0	0	32
Ellis III, Alvin g	1-6	0-3	0-0	0-1-1	2	2	1	2	0	1	17
Nairn Jr., Lourawls g	0-2	0-0	0-0	0-2-2	1	0	1	1	0	0	14
Ahrens, Kyle	1-1	0-0	0-0	0-0-0	1	2	0	0	0	0	5
Winston, Cassius	2-4	1-2	2-2	0-0-0	1	7	8	3	0	0	26
McQuaid, Matt	3-8	3-7	0-0	0-2-2	2	9	1	2	0	0	31
Goins, Kenny	2-3	0-0	1-2	1-3-4	1	5	0	0	0	1	20
Van Dyk, Matt	0-0	0-0	0-0	0-0-0	0	0	0	0	0	0	1
Team				1-3-4							
Total	25-57	8-23	12-17	5-23-28	14	70	13	10	1	3	200

KANSAS	FG	3FG	FT	O-D-R	PF	PTS	A	TO	B	S	MIN
Lucas, Landen f	5-7	0-0	0-0	2-9-11	4	10	0	2	1	0	25
Mason III, Frank g	6-16	0-4	8-8	0-2-2	2	20	5	0	0	2	36
Graham, Devonte g	7-10	4-6	0-0	0-4-4	0	18	4	2	0	3	34
Mykhailiuk, Svi g	3-5	1-3	2-2	1-3-4	1	9	3	0	0	1	26
Jackson, Josh g	9-16	2-5	3-3	0-3-3	3	23	0	1	2	2	36
Vick, Langerald	3-7	1-2	0-0	0-5-5	2	7	0	1	0	0	25
Vang, Tucker	0-0	0-0	0-0	0-0-0	0	0	0	0	0	0	1
Bragg Jr., Carlton	0-2	0-0	0-0	1-0-1	3	0	0	0	0	0	5
Self, Tyler	0-0	0-0	0-0	0-0-0	0	0	0	0	0	0	1
Young, Clay	0-0	0-0	0-0	0-0-0	0	0	0	0	0	0	1
Coleby, Dwight	1-1	0-0	1-2	2-2-4	1	3	0	0	0	1	9
Lightfoot, Mitch	0-0	0-0	0-0	0-0-0	0	0	0	0	0	0	1
Team				2-0-2							
Totals	34-64	8-20	14-15	3-28-36	16	90	12	7	3	9	200

Halftime Score: 40-35, KU

Attendance: 15,299

Officials: Jamie Luckie, Gene Steratore, Ray Natili

2018 BOX SCORES

Michigan State extended its Big Ten record by earning a bid to the NCAA Tournament for the 21st consecutive season, receiving a No. 3 seed in the Midwest Region. Miles Bridges scored a game-high 29 points, including 19 in the second half as Michigan State used a key second half run to pull away from Bucknell for the 82-78 win. Joshua Langford hit 7-of-10 shots from the field and scored 22 points, while Cassius Winston added 11 points and 10 assists.

The Spartans came up short in the Round of 32, falling 55-53 to No. 11 seed Syracuse. Joshua Langford and Cassius Winston each scored 15 points, while Winston added six assists. Xavier Tillman recorded a game-high 12 rebounds. Michigan State couldn't overcome their 26-percent shooting from the field as the Orange didn't allow a basket made in the final 5:41 of the game. The 37 3-point attempts were the most by the Spartans in a single game in school history. Syracuse closed the game on a 12-5 run to advance to the Sweet 16.

#3 MICHIGAN ST. 82 - #14 BUCKNELL 78

March 16, 2018 - Detroit, Mich.

MICHIGAN STATE	FG	3FG	FT	O-D-R	PF	PTS	A	TO	B	S	MIN
Langford, Joshua g	7-10	1-3	7-8	1-3-4	3	22	2	1	0	0	35
Jackson Jr., Jaren f	2-3	0-0	2-3	2-2-4	3	6	0	1	2	0	13
Winston, Cassius g	3-8	1-5	4-4	1-2-3	2	11	10	2	0	2	34
Bridges, Miles f	12-22	3-7	2-4	3-6-9	1	29	4	1	0	0	35
Ward, Nick f	4-10	0-0	0-1	0-5-5	3	8	1	1	1	1	17
Nairn Jr., Lourawls	0-0	0-0	0-0	0-1-1	1	0	3	0	0	0	10
Carter, Ben	0-0	0-0	0-2	1-2-3	2	0	0	0	0	0	10
McQuaid, Matt	0-2	0-2	0-0	1-1-2	2	0	0	0	0	0	13
Tillman, Xavier	3-3	0-0	0-0	1-4-5	1	6	0	1	3	1	19
Goins, Kenny	0-0	0-0	0-0	0-0-0	4	0	1	1	0	0	7
Schilling, Gavin	0-0	0-0	0-0	0-0-0	0	0	0	1	0	0	2
Team				1-3-4							
Total	31-58	5-17	15-22	11-29-40	22	82	21	10	6	4	200

BUCKNELL	FG	3FG	FT	O-D-R	PF	PTS	A	TO	B	S	MIN
Mackenzie, Kimbal g	2-7	2-3	4-5	1-0-1	4	10	6	1	0	0	33
Brown, Stephen g	5-12	4-8	6-8	0-1-1	2	20	3	2	1	0	32
Toomer, Avi g	0-1	0-1	0-0	0-0-0	4	0	0	0	0	0	12
Foulland, Nana f	3-13	0-0	1-4	3-2-5	4	7	1	3	0	0	32
Thomas, Zach f	7-14	3-4	10-11	0-5-5	5	27	0	0	0	1	29
Newman, Paul	0-0	0-0	0-0	0-0-0	0	0	0	0	0	0	1
Sotos, Jimmy	2-2	1-1	0-0	2-5-7	1	5	2	2	0	2	24
Sestina, Nate	3-4	1-2	0-0	1-6-7	3	7	1	0	0	0	18
Robertson, Ben	1-1	0-0	0-0	0-1-1	0	2	0	0	0	0	4
Jones, Nate	0-1	0-1	0-0	0-1-1	0	0	0	0	0	0	15
Team				0-0-0							
Totals	23-55	11-20	21-28	7-21-28	23	78	13	8	1	3	200

Halftime Score: 44-40, MSU

Attendance: 20,360

Officials: Verne Harris, DJ Carstensen, Nate Harris

#11 SYRACUSE 55 - #3 MICHIGAN ST. 53

March 18, 2018 - Detroit, Mich.

MICHIGAN STATE	FG	3FG	FT	O-D-R	PF	PTS	A	TO	B	S	MIN
Langford, Joshua g	4-10	1-4	6-8	2-7-9	1	15	0	5	1	1	40
Jackson Jr., Jaren f	0-4	0-0	2-2	3-5-8	3	2	1	1	0	0	15
Winston, Cassius g	4-12	3-11	4-4	0-1-1	1	15	6	3	0	1	34
Bridges, Miles f	4-18	3-12	0-2	3-3-6	2	11	0	0	0	0	35
Ward, Nick f	4-5	0-0	2-2	3-2-5	2	10	0	4	0	1	16
Nairn Jr., Lourawls	0-0	0-0	0-0	0-0-0	0	0	0	0	0	0	2
Carter, Ben	1-2	0-0	0-1	2-0-2	1	2	0	1	1	1	23
McQuaid, Matt	1-7	1-7	2-2	2-0-2	3	5	2	0	0	0	21
Tillman, Xavier	2-5	0-0	1-3	9-3-12	5	5	0	2	0	0	22
Goins, Kenny	0-1	0-0	0-0	0-0-0	1	0	0	1	0	0	3
Team				3-4-7							
Total	17-66	8-37	11-16	29-22-51	22	53	11	14	2	4	200

SYRACUSE	FG	3FG	FT	O-D-R	PF	PTS	A	TO	B	S	MIN
Brissett, Oshae f	4-10	1-4	6-8	2-7-9	1	15	0	5	1	1	40
Chukwu, Paschal f	0-1	0-0	1-2	0-2-2	4	1	0	0	0	1	17
Dolezaj, Marek f	2-5	0-0	2-2	0-6-6	4	6	0	1	2	0	34
Howard, Frank g	5-10	0-1	3-3	0-2-2	5	13	1	1	0	1	34
Battle, Tyus g	4-15	0-3	9-10	0-1-1	1	17	2	3	0	1	40
Moyer, Matthew	0-1	0-0	1-2	0-0-0	0	1	0	0	2	0	8
Bayer, Braedon	0-0	0-0	0-0	0-0-0	1	0	0	0	1	1	6
Sidibe, Bourama	0-0	0-0	2-4	2-2-4	4	2	0	1	0	0	21
Team				3-3-6							
Totals	15-42	1-8	24-31	7-23-30	20	55	3	12	6	5	200

Halftime Score: 25-22, MSU

Attendance: 20,360

Officials: Roger Ayers, Jeff Anderson, Michael Greenstein



MSU NCAA TOURNAMENT HISTORY AND RECORDS

2019 BOX SCORES

The Spartans' conference record streak continued by earning a bid to the NCAA Tournament for the 22nd consecutive season, as the Big Ten regular season and tournament champions received a No. 2 seed in the East Region. Michigan State scored the first eight points of the game and never trailed on the way to an 80-63 win over No. 3 seed LSU in the Sweet 16.

Redshirt senior forward Kenny Goins hit the go-ahead 3-pointer with 34 seconds remaining to give second-seeded Michigan State a 68-67 victory over top-seeded Duke in the East Regional Final on Sunday at Capital One Arena as the Spartans advanced to the Final Four for the 10th time in school history. Duke's RJ Barrett was fouled with five seconds remaining, but only made his second attempt, cutting the Spartan lead to 68-67. Duke fouled with four seconds left, but the Spartans weren't in the team bonus, and on the ensuing inbound pass, Winston ran out the clock, sending Michigan State back to the Final Four for the first time since 2015.



CASSIUS WINSTON SCORED 13 POINTS AND DISHED OUT NINE ASSISTS IN THE ROUND OF 32 AGAINST MINNESOTA.



#2 MICHIGAN ST. 76 - #15 BRADLEY 65

March 21, 2019 - Des Moines, Iowa

MICHIGAN STATE	FG	3FG	FT	O-D-R	PF	PTS	A	TO	B	S	MIN
Henry, Aaron f	3-7	0-2	2-2	1-2-3	3	8	1	5	1	0	29
Tillman, Xavier f	5-8	0-0	6-6	2-9-11	4	16	1	1	2	1	30
Goins, Kenny f	1-10	0-7	1-2	3-6-9	0	3	1	0	2	1	38
Winston, Cassius g	8-17	2-5	8-8	0-3-3	2	26	4	1	0	0	38
McQuaid, Matt g	4-6	2-4	0-0	0-2-2	3	10	1	0	0	0	38
Ward, Nick	1-4	0-0	6-6	1-4-5	2	8	0	2	0	0	10
Loyer, Foster	0-0	0-0	0-0	0-0-0	0	0	1	0	0	1	1
Brown, Gabe	1-2	1-1	0-0	1-1-2	2	3	0	0	0	0	7
George, Conner	0-0	0-0	2-2	0-1-1	2	2	0	0	0	0	5
Hoiberg, Jack	0-0	0-0	0-0	0-0-0	0	0	0	0	0	0	1
Kithier, Thomas	0-0	0-0	0-0	0-0-0	0	0	0	0	0	0	1
Bingham Jr., Marcus	0-0	0-0	0-0	0-0-0	0	0	0	0	0	0	1
Team				0-0-0							
Total	23-54	5-19	25-26	8-28-36	18	76	9	9	5	3	200

BRADLEY	FG	3FG	FT	O-D-R	PF	PTS	A	TO	B	S	MIN
Childs, Elijah f	9-14	1-2	0-2	1-5-6	3	19	1	1	3	0	33
van Bree, Luuk f	1-5	1-2	0-0	0-3-3	2	3	0	1	0	0	12
Lundy, Luqman g	1-1	0-0	2-2	0-2-2	3	4	0	0	0	0	26
Brown, Darrell g	6-14	4-7	1-2	0-0-0	3	17	7	2	0	1	37
Lautier-Ogunleye, Dwayne g	2-6	2-6	8-10	1-7-8	4	14	2	2	0	0	33
Bar, Koch	0-2	0-0	1-2	0-1-1	2	1	0	1	0	0	16
Kennell, Nate	2-6	1-3	0-0	0-2-2	5	5	2	2	0	1	21
Henry, Ja'Shon	1-3	0-0	0-0	0-0-0	0	2	0	0	0	0	12
Brummett, Armon	0-0	0-0	0-0	0-0-0	0	0	0	0	0	0	2
Hodgson, Jayden	0-1	0-1	0-0	0-0-0	0	0	0	0	0	0	1
Team				0-0-0							
Totals	22-52	9-21	12-18	3-23-26	22	65	12	10	3	3	200

Halftime Score: 35-34, BRD

Attendance: 16,512

Officials: Michael Stephens, Eric Curry, Nate Harris

#2 MICHIGAN STATE 70 - #10 MINNESOTA 50

March 23, 2019 - Des Moines, Iowa

MICHIGAN STATE	FG	3FG	FT	O-D-R	PF	PTS	A	TO	B	S	MIN
Henry, Aaron f	4-5	1-1	0-0	1-8-9	3	9	3	1	0	0	24
Tillman, Xavier f	6-8	0-0	2-3	3-3-6	4	14	1	3	1	0	31
Goins, Kenny f	3-5	2-4	1-2	2-6-8	4	9	2	5	2	1	31
Winston, Cassius g	5-11	1-4	2-2	1-3-4	1	13	9	4	0	2	32
McQuaid, Matt g	4-6	1-3	0-0	0-4-4	1	9	0	3	0	1	32
Ward, Nick	4-8	0-0	1-2	2-5-7	2	9	0	2	0	0	19
Loyer, Foster	0-1	0-1	0-0	0-0-0	0	0	0	1	0	0	5
Brown, Gabe	0-2	0-1	0-0	1-0-1	2	0	0	0	0	0	10
Kithier, Thomas	1-2	0-0	0-0	0-0-0	0	2	0	1	0	0	5
Bingham Jr., Marcus	1-1	1-1	0-0	0-1-1	0	3	0	0	0	0	1
George, Conner	0-0	0-0	0-0	0-0-0	1	0	0	0	0	0	1
Hoiberg, Jack	0-0	0-0	2-2	0-0-0	0	2	1	0	0	0	1
Team				1-4-5				2			
Total	28-49	6-15	8-11	11-34-45	18	70	16	22	3	4	200

MINNESOTA	FG	3FG	FT	O-D-R	PF	PTS	A	TO	B	S	MIN
Murphy, Jordan f	0-1	0-1	0-0	0-1-1	1	0	0	0	0	0	4
Oturu, Daniel c	4-6	0-1	0-0	1-3-4	2	8	0	2	0	1	18
McBrayer, Dupree g	0-7	0-3	0-0	0-0-0	0	0	0	2	0	2	30
Coffey, Amir g	8-24	1-7	10-11	1-0-1	0	27	4	0	1	1	38
Kalscheur, Gabe g	0-5	0-4	2-2	0-1-1	4	2	0	1	0	1	28
Omersa, Jarvis	1-4	0-2	0-1	3-4-7	4	2	0	1	0	3	25
Hurt, Michael	1-2	0-0	0-0	0-1-1	1	2	0	0	0	0	17
Stull, Brock	0-1	0-1	0-0	0-0-0	0	0	1	0	0	0	11
Washington, Isaiah	4-8	1-2	0-0	0-1-1	1	9	0	1	0	2	24
Rudrud, Brady	0-1	0-1	0-0	0-0-0	0	0	0	0	0	0	1
Team				2-1-3				1			
Totals	18-59	2-22	12-14	7-12-19	13	50	7	6	1	10	200

Halftime Score: 33-19, MSU

Attendance: 16,770

Officials: Michael Stephens, Patt Driscoll, Jeff Anderson

MSU NCAA TOURNAMENT HISTORY AND RECORDS

#2 MICHIGAN ST. 80 - #3 LSU 63

March 29, 2019 - Washington, D.C.

MICHIGAN STATE	FG-FGA	3FG	FT-FTA	O-D-R	PF	TP	A	TO	BS	S	MIN
Henry, Aaron f	9-14	2-4	0-0	5-3-8	1	20	6	0	1	1	38
Tillman, Xavier f	4-7	1-2	3-3	3-5-8	2	12	3	0	2	0	31
Goins, Kenny f	2-10	2-8	0-0	2-9-11	3	6	4	0	0	2	33
Winston, Cassius g	7-16	3-7	0-2	0-0-0	1	17	8	5	0	0	39
McQuaid, Matt g	2-6	1-5	1-1	1-0-1	3	6	1	1	0	1	26
Loyer, Foster	0-0	0-0	0-0	0-0-0	0	0	0	0	0	0	1
Brown, Gabe	5-7	4-6	1-2	0-3-3	0	15	0	0	0	0	16
Ward, Nick	2-6	0-0	0-0	1-4-5	0	4	0	0	3	0	16
Team				0-1-1							
TOTALS	31-66	13-32	5-8	15-26-41	10	80	22	7	6	4	200

LSU	FG-FGA	3FG	FT-FTA	O-D-R	PF	TP	A	TO	BS	S	MIN
Reid, Naz f	5-14	0-5	0-2	3-6-9	3	10	0	0	0	0	37
Bigby-Williams, Kavell f	4-10	0-0	3-5	4-1-5	2	11	0	1	0	0	20
Smart, Javonte g	0-6	0-2	0-0	0-0-0	1	0	2	1	0	0	25
Waters, Tremont, g	7-16	4-9	5-5	0-1-1	1	23	2	2	0	1	29
Mays, Skylar g	3-8	1-3	0-0	0-3-3	1	7	2	2	0	2	36
Graves, Marshall	0-0	0-0	0-0	0-0-0	0	0	0	0	0	0	1
Reese, Will	0-0	0-0	0-0	0-0-0	0	0	0	0	0	0	1
Taylor, Marlon	2-2	0-0	0-0	1-3-4	0	4	0	1	0	0	19
Days, Darius	1-2	1-2	1-2	1-2-3	2	4	1	0	0	0	15
Williams, Emmitt	2-3	0-0	0-0	1-2-3	0	4	1	1	0	1	17
Team				4-2-6							
TOTALS	24-61	6-21	9-14	14-20-34	10	63	8	9	0	4	200

Halftime: MSU, 40-28

Officials: Paul Szelc, Pat Adams, Doug Shows Attendance: 20,091

#2 MICHIGAN ST. 68 - #1 DUKE 67

March 31, 2019 - Washington, D.C.

MICHIGAN STATE	FG-FGA	3FG	FT-FTA	O-D-R	PF	TP	A	TO	BS	S	MIN
Henry, Aaron f	2-7	0-2	0-0	0-3-3	2	4	4	2	1	1	38
Tillman, Xavier f	8-12	1-1	2-3	6-3-9	4	19	1	1	2	3	28
Goins, Kenny f	4-12	2-8	0-0	4-5-9	1	10	2	0	2	2	38
Winston, Cassius g	9-23	2-4	0-1	0-1-1	0	20	10	1	0	4	40
McQuaid, Matt g	4-9	1-4	0-2	0-2-2	1	9	1	2	0	1	38
Brown, Gabe	0-0	0-0	0-0	0-1-1	1	0	0	0	0	0	3
Ward, Nick	3-7	0-0	0-0	1-4-5	2	6	0	0	0	0	12
Team				0-1-1							
TOTALS	30-70	6-19	2-6	11-20-31	11	68	18	7	3	11	200

DUKE	FG-FGA	3FG	FT-FTA	O-D-R	PF	TP	A	TO	BS	S	MIN
Williamson, Zion f	10-19	2-6	2-5	7-7-14	2	24	2	5	3	3	37
Barrett, RJ f	7-17	3-6	4-6	1-5-6	0	21	6	7	0	1	40
DeLaurier, Javin f	5-5	0-0	0-0	2-9-11	4	10	0	2	3	0	22
Jones, Tre g	2-5	0-1	0-0	1-3-4	1	4	5	1	1	0	40
O'Connell, Alex g	0-0	0-0	0-0	0-0-0	1	0	0	0	0	0	3
Reddish, Cam	2-8	2-6	2-2	0-4-4	1	8	1	2	2	0	36
Bolden, Marques	0-1	0-0	0-0	1-1-2	0	0	0	0	0	0	17
White, Jack	0-2	0-2	0-0	0-0-0	0	0	0	0	0	0	2
Goldwire, Jordan	0-0	0-0	0-0	0-0-0	0	0	0	0	0	0	0
Team				1-0-1							
TOTALS	26-57	7-21	8-13	13-29-42	9	67	14	17	9	4	200

Halftime: 34-30, MSU

Officials: Doug Sirmons, Keith Kimble, John Gaffney Attendance: 20,125

#3 TEXAS TECH 61, #2 MICHIGAN ST. 51


March 31, 2019 - Washington, D.C.

MICHIGAN STATE	FG-FGA	3FG	FT-FTA	O-D-R	PF	TP	A	TO	BS	S	MIN
Henry, Aaron f	3-3	1-1	4-4	1-2-3	2	11	0	0	0	0	26
Tillman, Xavier f	2-6	1-1	2-3	3-5-8	4	7	1	2	1	0	36
Goins, Kenny f	0-4	0-4	0-0	1-7-8	1	0	2	1	1	0	34
Winston, Cassius g	4-16	2-8	6-6	0-2-2	4	16	2	4	0	1	40
McQuaid, Matt g	4-11	3-7	1-2	0-2-2	2	12	1	1	0	0	37
Loyer, Foster	0-0	0-0	0-0	0-0-0	0	0	0	0	0	0	0+
Brown, Gabe	0-3	0-3	0-0	1-4-5	0	0	0	0	0	0	14
Kithier, Thomas	0-0	0-0	0-0	0-0-0	0	0	0	0	0	0	0+
Ward, Nick	2-4	0-0	1-3	1-3-4	2	5	0	2	0	0	13
Team				1-3-4							
TOTALS	15-47	7-24	14-18	8-28-36	15	51	6	11	2	1	200

TEXAS TECH	FG-FGA	3FG	FT-FTA	O-D-R	PF	TP	A	TO	BS	S	MIN
Owens, Tariq f	3-4	1-2	0-0	0-4-4	2	7	0	0	3	1	22
Odiase, Norense f	0-0	0-0	2-4	3-6-9	3	2	2	0	0	2	24
Mooney, Matt g	8-16	4-8	2-2	0-3-3	3	22	1	1	0	1	36
Culver, Jarrett g	3-12	1-3	3-6	0-5-5	3	10	2	3	1	0	13
Moretti, Davide g	2-6	1-4	0-0	0-2-2	1	5	0	2	0	0	38
Edwards, Tyler	2-5	1-2	1-1	0-4-4	3	6	1	0	0	0	19
Francis, Brandone	4-8	1-4	0-0	0-2-2	3	9	2	0	0	0	25
Corprew, Deshawn	0-0	0-0	0-0	0-1-1	0	0	0	1	0	0	3
Team				1-0-1							
TOTALS	22-51	9-23	8-13	3-27-30	18	61	8	7	4	4	200

Halftime: 23-21, Texas Tech

Officials: Bo Boroski, Jeff Anderson, Doug Sirmons Attendance: 72,711



KENNY GOINS KNOCKS DOWN THE GAME-WINNING 3-POINTER OVER DUKE'S ZION WILLIAMSON IN THE 68-67 ELITE EIGHT VICTORY OVER THE BLUE DEVILS, SENDING THE SPARTANS TO A NATION'S BEST 10 FINAL FOURS IN 21 YEARS.

2021 BOX SCORES

Michigan State earned a bid to its 23rd consecutive NCAA Tournament, extending the longest NCAA Tournament streak in Big Ten history. Playing in the first First Four game for the first time, MSU faced UCLA at Mackey Arena in West Lafayette, Indiana.

Michigan State had an 11-point lead at halftime and led by five points in the final two minutes of regulation but could not hang on as UCLA came back to beat the Spartans, 86-80, in overtime. Junior forward Aaron Henry led the way for Michigan State with 16 points and seven rebounds with graduate guard Joshua Langford adding 12 points, seven boards and four assists.

#11 UCLA 86, #11 MICHIGAN ST. 80 OT

March 18, 2021 - West Lafayette, Ind.

UCLA	FG-FGA	3FG	FT-FTA	O-D-R	PF	TP	A	TO	BS	S	MIN
Jaquez Jr, Jaime g	11-20	3-4	2-4	2-2-4	1	27	2	0	1	0	45
Juzang, Johnny g	9-20	3-9	2-2	1-3-4	3	23	2	2	0	0	41
Bernard, Jules g	4-8	1-2	2-4	1-7-8	4	11	2	0	2	1	38
Riley, Cody f	3-7	0-0	5-6	3-3-6	4	11	1	2	0	0	26
Campbell, Tyger g	2-6	1-2	2-2	0-0-1	7	4	2	0	0	0	34
Clark, Jaylen	1-2	0-0	2-2	2-1-3	0	2	0	0	0	0	12
Singleton, David	1-1	1-1	0-0	0-1-1	0	0	0	0	0	1	15
Etienne, Mac	0-3	0-0	0-0	2-0-2	0	0	0	0	0	0	6
Nwuba, Kenneth	0-0	0-0	0-0	0-0-0	2	0	0	1	0	0	6
Kyman, Jake	0-0	0-0	0-0	0-1-1	0	0	0	1	0	0	2
Team				2-2-4							
TOTALS	31-67	9-18	15-20	13-20-33	15	86	13	8	3	2	225

MICHIGAN STATE	FG-FGA	3FG	FT-FTA	O-D-R	PF	TP	A	TO	BS	S	MIN
Henry, Aaron f	6-12	2-3	2-2	1-4-5	3	7	4	4	1	1	42
Lanford, Joshua g	5-8	1-1	1-2	2-5-7	4	12	3	2	1	0	35
Hall, Malik f	3-3	0-0	4-4	1-4-5	2	10	0	1	0	0	26
Watts, Rocket g	4-12	1-6	0-0	3-2-5	2	9	2	2	0	0	33
Marble, Julius f	4-7	0-0	0-0	0-1-1	3	8	0	0	0	0	14
Hauser, Joey	3-6	1-2	2-2	2-1-3	1	9	0	1	1	0	16
Brown, Gabe	2-7	1-5	2-2	1-1-2	1	7	2	1	0	1	24
Bingham Jr, Marcus	1-2	0-0	5-6	0-2-2	2	7	0	0	3	0	20
Hoggard, A.J.	1-3	0-1	0-0	0-1-1	1	2	2	0	0	0	12
Sissoko, Mady	0-1	0-0	0-0	0-1-1	0	0	0	0	0	0	3
Smith, Davis	0-0	0-0	0-0	0-0-0	0	0	0	0	0	0	0+
Team				0-2-2							
TOTALS	29-61	6-18	16-18	10-23-33	19	80	16	12	6	2	225

Halftime: 44-33, MSU Halftime: 77-77

Officials: Jeffrey Clark, Patrick Driscoll, Douglass Sirmons Attendance: -

MSU NCAA TOURNAMENT HISTORY AND RECORDS

2022 BOX SCORES

Michigan State captured its 24th consecutive NCAA Tournament bid, extending the longest NCAA Tournament streak in Big Ten history. Playing in the West Region, the Spartans reached the second in Greenville, South Carolina.

After taking care of Davidson in the first round, 74-73, behind 27 points from Joey Hauser, Michigan State faced No. 2-seeded Duke for the 18th time in the NCAA Tournament. Despite leading with five minutes remaining, MSU could not hold off a final Blue Devil run, as Duke came away with the 85-76 victory. Gabe Brown was one of three Spartans in double figures, leading the way with 19 points.

#7 MICHIGAN ST. 74, #10 DAVIDSON 73

March 19, 2022 - Greenville, S.C.

Davidson	FG-FGA	3FG	FT-FTA	O-D-R	PF	TP	A	TO	BS	S	MIN
Mennenga, Sam f	6-12	3-5	0-2	0-5-5	3	15	1	0	1	0	31
Brajkovic, Luka f	8-10	1-2	1-3	1-3-4	4	18	2	0	0	0	22
Loyer, Foster g	3-9	1-5	5-5	1-5-6	3	12	4	1	0	0	29
Hyunjung, Lee g	4-11	3-7	0-0	1-3-4	4	11	1	2	0	0	36
Jones, Michael g	3-6	1-4	1-2	1-5-6	2	8	3	2	0	1	36
Huffman, Grant	1-1	1-1	0-0	0-1-1	0	0	0	0	1	2	15
Boachie-Yiadom, Nelson	1-3	0-0	0-0	1-0-1	1	2	0	1	1	0	18
Watson, Desmond	0-0	0-0	0-0	0-0-0	2	0	0	1	0	0	6
Team				2-1-3							
TOTALS	28-59	10-25	7-12	8-24-32	18	73	14	8	3	3	200

MICHIGAN STATE	FG-FGA	3FG	FT-FTA	O-D-R	PF	TP	A	TO	BS	S	MIN
Hauser, Joey f	9-12	4-6	5-6	2-6-8	3	27	2	0	0	1	34
Bingham Jr, Marcus f	3-6	0-1	0-0	3-5-8	3	6	0	1	2	2	17
Brown, Gabe f	4-10	3-8	1-2	0-1-1	0	12	3	1	0	0	32
Christie, Max g	1-6	0-4	0-0	1-1-2	0	2	1	0	1	1	27
Hoggard, A.J. g	6-9	0-2	2-4	0-3-3	1	14	2	2	0	0	22
Walker, Tyson	2-5	0-2	2-2	0-2-2	2	6	3	0	0	0	26
Marble Julius	2-3	0-0	1-1	0-1-1	3	5	1	0	1	0	11
Akins, Jaden	0-2	0-1	0-0	0-1-1	0	0	0	0	0	0	14
Hall, Malik	1-5	0-2	0-0	2-3-5	2	2	1	3	0	0	17
Brooks, Pierre	0-1	0-0	0-0	1-1-2	0	0	0	0	0	0	5
Team				1-1-2							
TOTALS	28-59	7-26	11-15	10-25-35	14	74	13	7	4	4	200

Halftime: 32-31, MSU

Officials: Patrick Driscoll, Byron Jarrett, Chris Beaver Attendance: 14,295

#2 DUKE 85, #7 MICHIGAN ST. 76

March 21, 2022 - Greenville, S.C.

MICHIGAN STATE	FG-FGA	3FG	FT-FTA	O-D-R	PF	TP	A	TO	BS	S	MIN
Hauser, Joey f	1-5	1-4	2-2	1-5-6	2	5	3	1	0	0	26
Bingham Jr, Marcus f	5-12	2-3	4-4	6-4-10	4	16	0	0	3	2	27
Brown, Gabe f	7-11	4-6	0-0	1-1-2	2	18	0	0	1	0	37
Christie, Max g	4-8	1-2	0-0	2-1-3	3	9	2	2	0	0	24
Hoggard, A.J. g	3-8	0-0	2-2	0-3-3	4	8	4	2	1	0	19
Walker, Tyson	4-8	2-5	3-4	0-1-1	0	13	4	1	0	1	26
Akins, Jaden	1-1	1-1	0-0	0-1-1	1	3	0	0	0	0	15
Hall, Malik	0-3	0-1	0-0	0-3-3	2	4	0	0	0	0	15
Marble Julius	2-9	0-0	0-0	2-0-2	2	4	0	0	0	0	14
Brooks, Pierre	0-0	0-0	0-0	0-0-0	0	0	0	0	0	0	2
Team				0-0-0							
TOTALS	27-65	11-22	11-12	12-19-31	19	76	15	7	5	3	200

Duke	FG-FGA	3FG	FT-FTA	O-D-R	PF	TP	A	TO	BS	S	MIN
Moore Jr., Wendell f	3-6	0-0	9-10	0-2-2	2	15	4	1	0	2	36
Banchero, Paolo f	8-14	2-5	1-3	1-6-7	3	19	4	5	1	0	38
Griffin, AJ f	3-7	1-3	0-0	1-2-3	0	7	2	0	0	0	24
Williams, Mark g	7-9	1-2	3-4	2-6-8	2	15	0	1	5	2	31
Roach, Jeremy c	6-10	1-3	2-2	0-2-2	2	15	3	2	0	1	38
Keels, Trevor	4-8	1-2	3-4	2-2-4	1	12	1	1	0	0	26
John, Theo	1-2	0-0	0-0	1-1-2	2	2	0	0	0	0	10
Jones, Bates	0-0	0-0	0-0	0-0-0	0	0	0	0	0	0	2
Team				3-4-7							
TOTALS	32-56	5-13	16-21	10-25-35	12	85	14	10	6	5	200

Halftime: 39-35, Duke

Officials: Bo Boroski, Lee Cassell, AJ Desai Attendance: 14,316

2023 BOX SCORES

In its 25th-straight NCAA Tournament, MSU advanced to the Sweet Sixteen, extending the longest NCAA Tournament streak in Big Ten history. Playing in the East Region, No. 7-seeded Michigan State captured wins against USC and Marquette in Columbus, Ohio.

MSU defeated No. 10-seeded USC in the first round, 72-62, behind a balanced performance with four players in double figures. In the second round, the Spartans upset No. 2-seeded Marquette, 69-60. Tyson Walker led Michigan State with 23 points, while both Mady Sissoko and Joey Hauser had 10 rebounds.

#7 MICHIGAN ST. 72, #10 SOUTHERN CALIFORNIA 62

March 17, 2023 - Columbus, Ohio

USC	FG-FGA	3FG	FT-FTA	O-D-R	PF	TP	A	TO	BS	S	MIN
Morgan Joshua f	7-9	0-0	0-0	3-2-5	1	14	1	2	0	0	33
Johnson, Kobe f	5-12	3-4	0-0	3-6-9	3	13	4	1	0	1	36
Ellis, Boogie g	3-122	0-3	0-0	0-6-6	5	6	5	3	0	1	35
Peterson, Drew g	4-10	1-4	2-2	0-7-7	3	11	2	2	0	0	39
White, Tre g	0-3	0-1	4-4	0-3-3	2	4	0	2	1	0	19
Thomas, Malik	0-0	0-0	0-0	0-0-0	0	0	0	0	0	0	1
Dixon-Waters, Reese	4-11	2-4	0-0	1-3-4	1	10	2	1	0	0	30
Hornery, Harrison	1-1	1-1	0-0	0-0-0	1	3	0	0	0	0	1
Wright, Kijani	0-0	0-0	1-2	1-0-1	1	3	1	0	1	0	6
Team				0-1-1							
TOTALS	24-58	7-20	7-8	8-28-36	18	62	15	11	2	2	200

MICHIGAN STATE	FG-FGA	3FG	FT-FTA	O-D-R	PF	TP	A	TO	BS	S	MIN
Hauser, Joey f	4-9	4-6	5-6	1-7-8	1	17	1	1	0	0	36
Sissoko, Mady c	2-4	0-0	0-1	1-4-5	1	4	0	1	2	0	21
Walker, Tyson g	5-9	0-2	0-1	0-3-3	1	12	4	0	0	1	32
Akins, Jaden g	5-12	1-5	1-3	2-4-6	1	12	0	1	0	3	34
Hoggard, A.J. g	4-9	0-0	3-6	0-3-3	3	11	5	2	0	1	28
Kohler, Jaxon	1-1	0-0	0-0	1-0-1	1	2	0	1	0	0	5
Holloman, Tre	1-1	0-0	0-0	0-0-0	1	2	0	0	0	0	5
Carson, Cooper	2-2	0-0	2-4	2-2-4	0	6	0	0	0	0	13
Hall, Malik	2-7	0-1	2-2	1-3-4	2	6	1	1	1	2	28
Team				0-0-0							
TOTALS	26-54	5-14	15-25	8-26-34	10	72	11	7	3	7	200

Halftime: 34-34

Officials: Scott Brown, Steven Anderson, Rogers Ayers Attendance: 19,564

#7 MICHIGAN ST. 69, #2 MARQUETTE 60

March 19, 2023 - Columbus, Ohio

MICHIGAN STATE	FG-FGA	3FG	FT-FTA	O-D-R	PF	TP	A	TO	BS	S	MIN
Hauser, Joey f	3-8	1-3	7-7	1-9-10	3	14	0	1	0	1	35
Sissoko, Mady c	3-3	0-0	2-2	3-7-10	4	8	0	1	2	2	22
Walker, Tyson g	8-17	0-3	7-8	0-2-2	1	23	2	0	0	1	36
Akins, Jaden g	2-8	0-5	1-3	2-3-4	0	5	1	0	0	1	29
Hoggard, A.J. g	5-9	1-1	2-3	1-2-3	4	13	4	5	0	1	30
Kohler, Jaxon	0-0	0-0	0-0	0-0-0	0	0	0	0	0	0	2
Hall, Malik	2-7	0-4	0-0	2-3-5	3	4	1	3	0	3	29
Holloman, Tre	0-1	0-0	0-0	0-0-0	0	0	0	0	0	0	5
Carson, Cooper	1-1	0-0	0-0	2-0-2	4	2	0	0	1	0	16
Team				0-0-0							
TOTALS	24-54	2-16	19-23	10-26-36	19	69	8	13	3	9	200

Marquette	FG-FGA	3FG	FT-FTA	O-D-R	PF	TP	A	TO	BS	S	MIN
Prosper, Olivier-Maxence	f5-11	3-7	3-5	1-3-4	2	16	0	0	0	0	39
Ighodaro, Oso f	4-6	0-0	2-3	2-5-7	3	10	4	2	0	0	28
Jones, Kam g	5-13	4-9	0-0	0-4-4	3	14	1	1	0	1	35
Mitchell, Stevie g	2-6	0-1	2-2	3-5-8	4	6	0	1	0	1	31
Kolek, Tyler g	2-8	2-5	1-2	0-4-4	4	7	5	6	0	1	29
Joplin, David	1-4	1-3	0-0	0-1-1	0	3	0	2	0	0	15
Ross, Chase	0-0	0-0	1-2	0-0-0	1	1	0	4	0	0	11
Jones, Sean	0-2	0-0	0-0	0-0-0	1	0	0	0	0	0	7
Gold, Ben	1-2	1-2	0-0	1-0-1	0	3	1	0	0	0	8
Team				2-0-2							
TOTALS	20-52	11-27	9-14	9-22-31	19	60	11	16	0	3	200

Halftime: 33-28, MSU

Officials: Brian Dorsey, Lee Cassell, Clarence Armstrong Attendance: 19,566

MSU NCAA TOURNAMENT HISTORY AND RECORDS

#3 KANSAS ST. 98 #7 MICHIGAN ST. 93 OT

March 23, 2023 - New York, N.Y.

MICHIGAN STATE	FG-FGA	3FG	FT-FTA	O-D-R	PF	TP	A	TO	BS	S	MIN
Hauser, Joey f	5-11	4-9	4-5	0-6-6	4	18	0	0	0	1	38
Sissoko, Mady c	2-3	0-0	1-1	0-2-2	1	5	0	0	0	0	16
Walker, Tyson g	6-16	4-7	0-0	1-2-3	2	16	5	3	0	0	41
Akins, Jaden g	6-10	4-5	0-0	3-1-4	2	16	3	3	3	1	38
Hoggard, A.J. g	7-14	1-2	10-11	0-2-2	0	25	6	4	2	0	40
Kohler, Jaxon	1-2	0-0	0-0	0-2-2	0	2	0	0	0	0	3
Hall, Malik	4-7	0-2	3-5	3-5-8	2	11	2	3	1	0	32
Holloman, Tre	0-0	0-0	0-0	0-0-0	1	0	1	0	0	0	5
Carson, Cooper	0-0	0-0	0-0	2-0-2	4	0	1	0	0	0	12
Team				4-4-8							
TOTALS	31-63	13-25	18-22	13-24-37	16	93	18	13	6	2	225

KANSAS STATE	FG-FGA	3FG	FT-FTA	O-D-R	PF	TP	A	TO	BS	S	MIN
Johnson, Keyontae f	10-18	1-4	1-2	1-5-6	2	22	1	2	0	0	45
Nowell, Markquis g	7-18	2-6	4-4	1-2-3	2	20	19	2	0	5	43
Carter, Cam g	5-6	2-3	0-0	0-6-6	4	12	2	0	0	3	37
Tomlin, Nae'Qwan f	4-9	0-1	3-4	4-3-7	4	11	3	0	2	1	35
Sills, Desi g	2-4	1-3	3-4	0-2-2	5	11	0	0	0	0	7
Massoud, Ismael	5-8	4-6	1-2	0-2-2	2	15	0	0	0	0	27
N'Guessan, David	5-5	1-1	0-2	0-1-1	4	11	1	0	1	1	17
Iyiola, Abayomi	0-0	0-0	0-0	0-0-0	1	0	0	1	0	0	2
Team				2-0-2							
TOTALS	38-68	11-24	11-16	8-23-31	24	98	26	5	3	10	225

Halftime: 43-38, K-St. End of Regulation: 82-82
 Officials: Paul Szelc, Jeb Hartness, Jeff Anderson Attendance: 19,624



A.J. HOGGARD SCORED A CAREER-HIGH 25 POINTS AND HAD SIX ASSISTS IN THE SWEET 16 LOSS TO KANSAS STATE AT MADISON SQUARE GARDEN.



TYSON WALKER SCORED 24 POINTS AGAINST NORTH CAROLINA IN THE SECOND ROUND OF THE 2024 NCAA TOURNAMENT, AVERAGING 21.5 PPG IN TWO GAMES.

2024 BOX SCORES

Michigan State earned its 26th consecutive NCAA Tournament berth, extending the longest active streak in Big Ten history. Entering as the No. 9 seed in the West Region, the Spartans opened with a 69-51 victory over Mississippi State in Charlotte, North Carolina, led by senior Tyson Walker's 19 points and junior Jaden Akins' 15.

In the Round of 32, Michigan State faced No. 1 seed North Carolina. Despite holding a 12-point lead with 9:37 left in the first half, the Spartans could not hang on, falling 85-69. In their final collegiate game, Walker scored 24 points, while Malik Hall added 17. Akins was the third Spartan in double figures with 11.

#9 MICHIGAN ST. 69, #8 MISSISSIPPI ST. 51

March 21, 2024 - Charlotte, N.C.

MICHIGAN STATE	FG-FGA	3FG	FT-FTA	O-D-R	PF	TP	A	TO	BS	S	MIN
Walker Tyson g	7-12	3-6	2-2	1-2-3	2	19	2	0	0	3	34
Akins, Jaden g	6-14	3-8	0-0	2-5-7	2	15	0	0	1	1	33
Hall, Malik f	4-8	0-1	2-2	1-4-5	1	10	0	5	0	1	28
Hoggard, A.J. g	3-6	1-2	1-2	0-2-2	3	8	8	5	0	1	30
Cooper, Carson c	0-0	0-0	0-0	1-1-2	2	0	1	0	0	0	16
Holloman, Tre	2-3	1-1	0-0	0-2-2	2	5	1	2	0	0	17
Booker, Xavier	2-6	1-4	0-0	1-0-1	0	5	0	1	1	0	11
Smith, Davis	1-2	1-1	0-0	0-0-0	0	0	0	0	0	0	3
Sissoko, Mady	1-1	0-0	0-0	2-7-9	2	2	1	0	1	1	17
Kohler, Jaxon	1-2	0-0	0-0	2-0-2	0	2	0	0	0	0	8
Carr, Coen	0-0	0-0	0-0	1-0-1	0	0	0	0	0	0	4
Izzo, Steven	0-0	0-0	0-0	0-0-0	0	0	1	0	0	0	1
Team				0-1-1							
TOTALS	27-54	10-23	5-6	11-24-35	15	69	14	16	3	7	200

MISSISSIPPI STATE	FG-FGA	3FG	FT-FTA	O-D-R	PF	TP	A	TO	BS	S	MIN
Hubbard, Josh g	6-18	3-11	0-0	0-3-3	0	15	2	0	0	1	34
Smith III, Tolu f	3-5	0-0	3-5	1-1-2	3	9	1	4	0	1	27
Matthews, Cameron f	3-5	0-0	2-4	4-1-5	3	8	2	2	2	4	25
Jeffries, D.J. f	3-5	2-4	0-0	0-2-2	0	8	2	0	0	0	17
Davis, Dashawn g	2-6	0-4	0-0	0-1-1	0	4	3	2	0	0	25
Moore, Shakeel	2-7	1-4	0-1	1-2-3	0	5	1	2	0	0	26
Murphy, KeShawn	1-2	0-0	0-0	1-0-1	3	2	0	0	0	0	12
Jones Jr., Shawn	0-5	0-3	2-0	1-1-2	0	2	1	0	1	0	17
Myers, Adrian	0-1	0-1	1-0	2-3-5	2	0	2	1	1	2	13
Fort, Trey	0-0	0-0	1-0	0-0-0	0	0	0	0	1	0	1
Stansbury, Isaac	0-0	0-0	1-0	0-0-0	0	0	0	0	1	0	1
Chol, Gai	2-0	0-0	2-0	0-0-0	0	0	0	0	1	0	1
Team				3-2-5							
TOTALS	20-54	6-27	5-10	13-16-29	11	51	13	15	2	9	200

Halftime: 31-24
 Officials: Edwin Young, Tim Clougherty, Terry Oglesby Attendance: 19,077

#9 MICHIGAN ST. 69, #1 NORTH CAROLINA 85

March 23, 2024 - Charlotte, N.C.

MICHIGAN STATE	FG-FGA	3FG	FT-FTA	O-D-R	PF	TP	A	TO	BS	S	MIN
Walker Tyson g	9-16	2-6	4-6	0-2-2	1	24	0	1	0	2	36
Hall, Malik f	6-10	0-3	5-6	2-7-9	0	17	0	4	1	0	34
Akins, Jaden g	4-12	2-4	1-1	3-1-4	5	11	1	0	0	0	32
Hoggard, A.J. g	1-10	1-2	0-0	1-2-3	3	3	4	3	0	0	29
Cooper, Carson c	0-1	0-0	0-0	0-2-2	2	0	0	0	0	0	15
Booker, Xavier	2-2	1-1	0-0	0-5-5	0	5	0	0	0	0	14
Sissoko, Mady	2-3	0-0	0-0	0-3-3	1	4	0	0	0	0	8
Holloman, Tre	1-2	0-0	0-0	0-2-2	4	2	0	3	0	1	14
Kohler, Jaxon	1-2	0-0	0-0	0-1-1	2	2	0	0	0	0	8
Carr, Coen	0-0	0-0	1-2	0-0-0	2	1	1	0	0	0	7
Izzo, Steven	0-0	0-0	0-0	0-0-0	0	0	0	0	0	0	1
Smith, Davis	0-0	0-0	0-0	0-0-0	0	0	0	0	0	0	1
Sanders, Nick	0-1	0-0	0-0	0-0-0	0	0	0	0	0	0	1
Team				0-6-6							
TOTALS	26-59	6-16	11-15	6-31-37	20	69	6	11	1	3	200

NORTH CAROLINA	FG-FGA	3FG	FT-FTA	O-D-R	PF	TP	A	TO	BS	S	MIN
Davis, RJ g	7-15	3-7	3-4	0-1-1	2	20	1	3	0	1	34
Bacot, Armando c	5-10	0-0	8-10	2-5-7	2	18	3	1	2	0	32
Ingram, Harrison f	6-11	5-7	0-0	0-7-7	3	17	0	0	0	1	35
Ryan, Cormac g	3-9	2-5	6-6	1-2-3	3	14	0	0	1	0	30
Cadeau, Elliot f	2-6	0-4	2-3	0-0-0	1	6	4	0	1	0	22
Withers, Jae'Lyn	2-4	0-1	0-0	1-3-4	2	4	1	0	0	2	14
Washington, Jalen	2-2	0-0	0-0	1-2-3	1	4	1	1	0	0	7
Trimble, Seth	1-2	0-1	0-0	0-1-1	0	2	0	0	2	1	17
Wojcik, Paxson	0-1	0-1	0-0	0-2-2	0	0	2	0	0	0	4
High, Zayden	0-0	0-0	0-0	0-0-0	0	0	0	0	0	0	1
Lebo, Creighton	0-0	0-0	0-0	0-0-0	0	0	0	0	0	0	1
Landry, Rob	0-0	0-0	0-0	0-1-1	0	0	0	0	0	0	1
Okonkwo, James	0-0	0-0	0-0	0-0-0	0	0	0	0	0	0	1
Farris Duwe	0-0	0-0	0-0	0-0-0	0	0	0	0	0	2	28
Team				0-3-3							
TOTALS	28-60	10-26	19-23	5-27-32	14	85	12	5	6	5	200

Halftime: 31-40
 Officials: Nate Harris, Jeffery Clark, Doug Sirmons Attendance: 19,077

MSU NCAA TOURNAMENT HISTORY AND RECORDS

2025 BOX SCORES

Michigan State earned a bid to its 27th consecutive NCAA Tournament, extending the longest active streak in Big Ten history. Entering as the No. 2 seed in the South Region, the Spartans opened with a 87-62 victory over 15 seed Bryant in Cleveland, Ohio, led by a career high 18 points from sophomore forward Coen Carr, all coming off the bench.

In the Round of 32, Michigan State faced No. 10 seed New Mexico. The Spartans punched their ticket to the Sweet 16 thanks to 16 points from senior Jaden Akins, along with double digit contributions off the bench from junior Tre Holloman (14) and senior Frankie Fidler (10).

#15 BRYANT 62, #2 MICHIGANST. 87

March 21, 2025 - Cleveland, Ohio

Bryant	FG-FGA	3FG	FT-FTA	O-D-R	PF	TP	A	TO	BS	S	MIN
Pinzon, Rafael g	9-26	2-12	1-3	0-5-5	3	21	1	1	0	0	37
Timberlake, Earl g	6-14	0-0	2-4	1-3-4	2	14	5	2	2	1	33
Evans, Barry g	3-7	1-2	0-0	1-4-5	1	7	4	1	0	0	35
Mitchell, Keyshawn f	3-9	1-4	0-0	2-3-5	4	7	0	0	0	0	24
Withers, Connor c	1-5	1-5	2-2	0-3-3	2	5	3	2	2	1	37
Cramer, Kwonn	2-3	0-0	0-0	1-1-2	4	4	0	1	1	0	11
Robinson, Jakai	1-3	0-0	0-0	1-0-1	0	2	0	0	0	3	16
Vassalluzzo, Frankie	1-1	0-1	0-0	1-1-2	0	2	0	0	0	0	1
Farrs, Kam	0-1	0-1	0-0	0-0-0	0	0	0	0	0	0	2
Davis, Aaron	0-1	0-0	0-0	0-0-0	0	0	0	0	0	0	2
Brown, Jayden	0-0	0-0	0-0	0-0-0	0	0	0	0	0	0	1
Ozabor, Josh	0-0	0-0	0-0	0-0-0	1	0	0	0	0	0	1
Team				1-3-4							
TOTALS	26-70	5-24	5-9	9-20-29	16	62	13	7	5	5	200

MICHIGAN STATE	FG-FGA	3FG	FT-FTA	O-D-R	PF	TP	A	TO	BS	S	MIN
Richardson, Jase g	5-11	3-4	2-3	0-3-3	1	15	2	0	0	0	29
Fears Jr., Jeremy g	2-6	1-4	6-8	1-2-3	3	11	6	3	1	1	29
Akins, Jaden g	4-15	2-10	1-3	0-5-5	2	11	1	0	0	2	29
Kohler, Jaxon f	2-6	0-0	0-0	5-4-9	2	4	1	2	1	0	19
Zapala, Szymon c	0-0	0-0	0-0	0-3-3	1	0	0	0	0	0	4
Carr, Coen	7-10	0-0	4-5	6-3-9	0	18	2	2	1	0	23
Holloman, Tre	4-8	4-5	2-2	0-2-2	1	14	4	0	0	0	23
Fidler, Frankie	3-6	0-1	0-0	3-3-6	1	6	0	1	0	0	17
Cooper, Carson	3-5	0-0	0-0	4-5-9	3	6	0	2	0	0	17
Sanders, Nick	1-1	0-0	0-0	0-0-0	0	2	1	0	0	0	2
Teng, Kur	0-1	0-0	0-0	0-0-0	0	0	0	1	0	0	3
Booker, Xavier	0-0	0-0	0-0	1-0-1	1	0	0	0	0	0	3
Normand, Gehrig	0-1	0-0	0-0	0-0-0	0	0	0	0	0	0	2
Team				1-3-4							
TOTALS	31-70	10-26	15-21	21-33-54	15	87	16	11	3	3	200

Halftime: 28-33

Officials: Brian McNutt, Anthony Jordan, Ray Natili Attendance: 17,392



JADEN AKINS SCORED 11 POINTS AND HAD 5 REBOUNDS IN THE OPENING ROUND WIN OVER BRYANT IN CLEVELAND.

#10 NEW MEXICO 63, #2 MICHIGAN ST 71

March 23, 2025 - Cleveland, Ohio

New Mexico	FG-FGA	3FG	FT-FTA	O-D-R	PF	TP	A	TO	BS	S	MIN
Joseph, Nelly g	7-9	0-0	2-4	1-6-7	5	16	1	1	0	2	29
Dent, Donovan g	7-18	0-0	0-0	1-1-2	1	14	6	4	0	0	38
Amzil, Mustapha g	6-8	2-3	0-0	2-2-4	3	8	0	1	0	1	36
Washington, Tru f	3-11	0-5	2-4	0-3-3	3	4	0	0	1	1	35
Borovicanin, Filip c	1-4	1-2	1-2	1-6-7	3	3	0	2	0	0	28
Milicevic, Jovan	1-1	1-1	0-0	0-2-2	2	2	0	0	0	0	7
Noland, CJ	1-4	0-2	0-0	0-0-0	3	2	0	0	0	1	17
Ally Atiki, Atiki	1-1	0-0	0-0	1-2-3	2	0	0	1	0	0	9
Appelhans, Braden	0-0	0-0	0-0	0-0-0	0	0	0	0	0	0	1
Team				1-3-4							
TOTALS	27-56	4-13	5-10	6-22-28	22	63	7	10	1	5	200

MICHIGAN STATE	FG-FGA	3FG	FT-FTA	O-D-R	PF	TP	A	TO	BS	S	MIN
Akins, Jaden g	7-11	2-4	0-0	0-1-1	0	16	1	2	1	0	30
Richardson, Jase g	1-10	0-5	4-4	2-2-4	2	6	4	1	0	2	30
Fears Jr., Jeremy g	0-2	0-0	5-8	0-3-3	1	5	2	1	1	1	27
Kohler, Jaxon f	2-3	0-0	0-0	0-2-2	1	4	1	1	0	0	17
Zapala, Szymon c	2-3	0-0	0-0	2-3-5	2	4	0	1	1	0	11
Holloman, Tre	5-13	2-5	2-4	0-1-1	0	14	4	0	1	3	25
Fidler, Frankie	4-7	0-1	2-5	0-1-1	2	10	1	0	1	0	18
Carr, Coen	2-3	0-0	4-4	3-3-6	0	8	1	1	1	0	25
Cooper, Carson	1-2	0-0	2-3	2-6-8	3	4	0	2	1	0	17
Team				2-1-3							
TOTALS	24-54	4-15	19-28	11-23-34	11	71	14	9	7	6	200

Halftime: 31-29

Officials: Anthony Chiazza, Michael Irving, Terry Oglesby Attendance: 15,791



#0 – JAXON KOHLER
F, 6-9, 245, JR.
AMERICAN FORK, UTAH /
SOUTHERN CALIFORNIA ACADEMY



#1 – JEREMY FEARS JR.
G, 6-2, 190, R-FR.
JOLIET, ILL. /
JOLIET WEST



#2 – KUR TENG
G, 6-4, 190, FR.
MACHESTER, N.H. / BRADFORD
CHRISTIAN ACADEMY (MASS.)



#3 – JADEN AKINS
G, 6-4, 195, SR.
FARMINGTON, MICH. / FARMINGTON /
SUNRISE CHRISTIAN ACADEMY (KAN.)



#5 – TRE HOLLOWAN
G, 6-2, 185, JR.
MINNEAPOLIS, MINN. /
CRETIN-DERHAM



#7 – GERHIG NORMAND
G, 6-5, 190, R-FR.
NORTH RICHLAND HILLS, TEXAS /
BIRDVILLE



#8 – FRANKIE FIDLER
F, 6-7, 217, SR.
BELLEVUE, NEB. /
BELLEVUE WEST (OMAHA)



#10 – SZYMON ZAPALA
C, 7-0, 245, SR.
ZABORZE, POLAND
(UTAH STATE/LONGWOOD)



#11 – JASE RICHARDSON
G, 6-3, 185, FR.
DENVER, COLO. /
COLUMBUS (FLA)



#15 – CARSON COOPER
C, 6-11, 245, JR.
JACKSON, MICH. /
IMG ACADEMY (FLA.)



#20 – NICK SANDERS
G, 5-10, 185, JR.
FRANKLIN, MICH. /
DETROIT COUNTRY DAY



#34 – XAVIER BOOKER
F, 6-11, 220, SO.
INDIANAPOLIS, IND. /
CATHEDRAL



#35 – JESSE MCCULLOCH
F, 6-10, 240, FR.
CLEVELAND, OHIO /
LUTHERN EAST



#40 – BRENNAN WALTON
F, 6-7, 220, FR.
OKEMOS, MICH. /
OKEMOS



#43 – COLIN WALTON
F, 6-7, 220, FR.
OKEMOS, MICH. /
OKEMOS



#55 – COEN CARR
F, 6-6, 225, SO.
STOCKBRIDGE, GA. /
LEGACY EARLY COLLEGE (S.C.)



TOM IZZO
HEAD COACH
30TH SEASON



Michigan State Basketball



BE DIFFERENT



**STRENGTH IN
NUMBERS**