



MICHIGAN STATE

F O O T B A L L

6 NATIONAL CHAMPIONSHIPS • 9 BIG TEN CHAMPIONSHIPS • 2015 COLLEGE FOOTBALL PLAYOFF • 28 AP TOP-25 FINISHES

MICHIGAN STATE ATHLETIC COMMUNICATIONS • 1855 PLACE • 550 S. HARRISON RD. • EAST LANSING, MICH. 48823

OFFICE PHONE: 517-355-2271 • MSUSPARTANS.COM • @MSU_FOOTBALL

SCHEDULES & SCOREBOARDS

MICHIGAN STATE (3-4, 0-4 BIG)

Aug. 29	WESTERN MICHIGAN (FS1)	W, 23-6
Sept. 6	BOSTON COLLEGE (NBC)	W, 42-40 (2OT)
Sept. 13	YOUNGSTOWN STATE (BTN)	W, 41-24
Sept. 20	at No. 25/RV USC (FOX)	L, 31-45
Oct. 4	at Nebraska (FS1)	L, 27-38
Oct. 11	UCLA (BTN/Homecoming)	L, 13-38
Oct. 18	at No. 3/3 Indiana (Peacock)	L, 13-38
Oct. 25	No. 25/24 MICHIGAN (NBC)	7:30 p.m.
Nov. 1	at Minnesota (BTN)	3:30 p.m.
Nov. 15	PENN STATE	TBA
Nov. 22	at Iowa	TBA
Nov. 29	vs. Maryland (Ford Field; Detroit)	TBA

NO. 25/24 MICHIGAN (5-2, 3-1 BIG)

Aug. 30	NEW MEXICO	W, 34-17
Sept. 6	at No. 18/24 Oklahoma	L, 13-24
Sept. 13	CENTRAL MICHIGAN	W, 63-3
Sept. 20	at Nebraska	W, 30-27
Oct. 4	WISCONSIN	W, 24-10
Oct. 11	at No. 20/21 USC	L, 13-31
Oct. 18	WASHINGTON	W, 24-7
Oct. 25	at Michigan State	7:30 p.m.
Nov. 1	PURDUE	7 p.m.
Nov. 15	at Northwestern	TBA
Nov. 22	at Maryland	TBA
Nov. 29	OHIO STATE	12 p.m.

* All times listed – Eastern. Rankings – AP/Coaches

MEDIA COVERAGE

TV: NBC

STREAMING: Peacock

Play-by-Play: Noah Eagle

Analyst: Todd Blackledge

Sidelines: Kathryn Tappen



RADIO: SPARTAN MEDIA NETWORK

Play-by-Play: George Blaha

Analyst: Jehuu Caulcrick

Sidelines: Tre Mosley

Broadcast Hosts: Dalton Shetler,

Will Tieman

Website/Mobile:

msuspartans.com/MSU Spartans app/Tune In radio

Flagship Stations: Lansing: WMMQ (94.9 FM)/WJIM (1240 AM); Detroit: WJR (760 AM); Grand Rapids: WBFX (101.3 FM)

Affiliates: 21 affiliates listed at msuspartans.com

Satellite: SiriusXM Ch. 85 | SiriusXM App



NATIONAL RADIO: ELITE MEDIA NETWORK

Play-by-Play: Mike Morgan | Analyst: Tom Ramsey

Website: elitemedianetwork.com

MSU ATHLETIC COMMUNICATIONS

Asst. AD/Football Contact Ben Phlegar

Cell Phone/Email ... 517-896-0031/phlegarb@ath.msu.edu

Asst. Director/Football Contact Zach Fisher

GAME
8

MICHIGAN STATE (3-4, 0-4 BIG) VS. NO. 25/24 MICHIGAN (5-2, 3-1 BIG)

Date.....	Saturday, Oct. 25
Kickoff	7:45 p.m. ET
Location.....	East Lansing, Mich.
Stadium	Spartan Stadium (74,866)
Surface	Natural Grass
TV	NBC
Streaming/Mobile.....	Peacock
Live Stats.....	msuspartans.com
Tickets	msuspartans.com
All-Time Series.....	UM leads, 74-38-5
Series in East Lansing	UM leads, 22-15-2
Series in Big Ten Games.....	UM leads, 41-29-2
Last Meeting.....	UM 24, MSU 17 (2024)
Current Series Streak.....	3 by UM



Head Coach
Jonathan Smith
MSU Record
8-11 (second year)
Overall Record
42-46 (eighth year)
Record vs. Michigan
0-1



Head Coach
Sherrone Moore
Michigan Record
12-7 (second year)^A
Overall Record
12-7 (second year)^A
Record vs. MSU
1-0

^Ainterim coach for one game in 2023

• The Paul Bunyan Trophy will be on the line Saturday night in East Lansing as Michigan State hosts No. 25/24 Michigan at 7:30 p.m. in Spartan Stadium. The game will be televised on NBC and streamed on Peacock with Noah Eagle (play-by-play), Todd Blackledge (analyst) and Kathryn Tappen (sidelines) on the call. This marks the fourth consecutive night game in the series.

• The Spartans enter the annual rivalry game with a 3-4 record (0-4 Big Ten) after falling at No. 3/3 Indiana last Saturday in Bloomington, 38-13. No. 25/24 Michigan beat Washington in Ann Arbor, 24-7, to improve to 5-2 (3-1 Big Ten).

• Saturday's game marks the 118th meeting between Michigan State and Michigan. The Wolverines lead the all-time series, 74-38-5. Since 1950, Michigan owns a nine-game advantage in the series, 41-32-2, and since 1999, UM holds a two-game edge, 14-12. The Spartans are looking for their 11th win in the past 18 games against Michigan. In the last matchup, the Wolverines topped MSU in Ann Arbor in 2024, 24-17.

• Since 1953, the winner of the Michigan State-Michigan game has been presented the Paul Bunyan Trophy. The four-foot wooden statue was donated by then-Governor G. Mennen Williams to mark Michigan State's acceptance into the Big Ten. Since 1953, Michigan leads the series 41-29-2. The trophy depicts the legendary giant lumberjack astride an axe with feet planted on a map of the state with flags representing the schools.

• Michigan State has defeated Michigan 22 times when the Wolverines were ranked in the AP Top 25, including 12 wins in the top 10.

• Michigan State ranks second among opponents in all-time victories over Michigan. Only Ohio State (52) has posted more wins over the Wolverines than the Spartans (38).

• Saturday marks the 35th night game in Spartan Stadium history; MSU is 25-9 overall (.735) in night games in East Lansing. MSU is 5-1 in home night games under head coach Jonathan Smith (wins over FAU, Iowa and Purdue in 2024, and Western Michigan and Boston College in 2025; loss vs. No. 3 Ohio State in 2024).

• Sophomore wide receiver **Nick Marsh** leads the Spartans with 36 receptions for 404 yards (57.7 ypg; 11.2 avg.), including a team-best five touchdown catches. Marsh tied his season high with seven catches for 64 yards at Indiana, his second consecutive game with seven receptions. The Detroit, Michigan, native ranks among the Big Ten leaders in TD catches (tied for seventh with five), receptions (tied for eighth with 36; 5.1 pg) and receiving yards (16th with 404 yards; 57.7 pg). During the Indiana game, Marsh surpassed 1,000 receiving yards for his career (77 catches for 1,053 yards in 18 collegiate games).



2025 SPARTAN FOOTBALL GAME NOTES

WEEKLY MEDIA PLANNER

Monday, Oct. 20	Tuesday, Oct. 21	Wednesday, Oct. 22	Thursday, Oct. 23	Friday, Oct. 24	Saturday, Oct. 25	Sunday, Oct. 26
12 p.m. Head coach Jonathan Smith press conference at Spartan Stadium North End Zone Media Center. Audio available on msuspartans.com and Michigan State Spartans official app.	11:45 a.m. Selected assistant coaches and players available for interviews at Williams Lobby in Tom Izzo Football Building Game notes available on msuspartans.com	11:30 a.m. Selected assistant coaches and players available for interviews at Williams Lobby in Tom Izzo Football Building 7-8 p.m. Jonathan Smith radio show on Spartan Media Network, msuspartans.com, Michigan State Spartans official app, and MSU football social media accounts. Location: One North, 1310 Abbot Rd., East Lansing	No media availability.	No media availability.	7:45 p.m. Kickoff vs. Michigan • TV/Streaming: NBC/Peacock • Radio: Spartan Media Network/msuspartans.com MSU head coach Jonathan Smith and players available in post-game press conference. 	No media availability.

ATHLETIC COMMUNICATIONS OFFICE 1855 PLACE | 550 S. HARRISON RD. | EAST LANSING, MI 48823 | PHONE: (517) 355-2271 | MSUSPARTANS.COM

The Michigan State Athletic Communications office assists the media in covering Spartan football.

GAME NOTES: CONTENTS

Game Notes	1-21
Pronunciation Guide	5
Numerical/Alphabetical Rosters	24-27
Starting Lineups.....	28
Roster Breakdown by Position/State/Class	29-31
Head Coach Jonathan Smith.....	32-35
Coaching Staff	36
The Last Time.....	37
Game Recaps.....	38-44
Drive Charts.....	45
Updated Player Bios.....	46-86
2025 Stats	87-106

GENERAL INFORMATION

Mailing Address

1855 Place, 550 S. Harrison Rd.
East Lansing, MI 48823

Office Phone (517) 355-2271

Website.....msuspartans.com

SOCIAL MEDIA

X (Football).....	@MSU_Football
X (Athletics).....	@MSU_Athletics
Instagram (Football).....	@MSU_Football
Instagram (Athletics).....	@MSU_Athletics
Facebook (Football).....	MichiganStateFootball
Facebook (Athletics).....	MSUAthletics
YouTube Channel.....	MSUSpartanAthletics

ATHLETIC COMMUNICATIONS STAFF

Executive Sr. Associate AD/Communications.....	Matt Larson
Email	larson@ath.msu.edu
Assistant AD/Football Contact	Ben Phlegar
Cell Phone	(517) 896-0031
Email	phlegarb@ath.msu.edu
Athletic Communications Director	Jamie Baldwin
Email	jbaldwin@ath.msu.edu
Associate Director	Mike "Mex" Carey
Email	carey@ath.msu.edu
Assistant Director	Kara Fisher
Email	kfisher@ath.msu.edu
Assistant Director/Football Contact	Zach Fisher
Cell Phone	(517) 896-2413
Email	zfisher@ath.msu.edu
Assistant Director	Austin Overmann
Email	overman1@ath.msu.edu
Assistant Director/Credentials	Maggie Hudson
Email	mHUDSON@ath.msu.edu

2025 SEASON

• All requests for working press, photo and broadcast credentials for Michigan State's 2025 home football games should be submitted online. Please contact the athletic communications office at (517) 355-2271 for the website.

• Priority for the issuance of credentials will be given to daily print/digital media outlets and radio and television stations which cover MSU football on a regular basis.

PRESS BOX

• The Spartan Stadium press box, located on level eight, is the working press deck for reporters that features 193 seats and three radio broadcast booths. Level six is the television camera deck as well as the broadcast location for national telecasts. Admission to the press box is through Gate F on the west side of the stadium. All press personnel are subject to search prior to entering Spartan Stadium.

POST-GAME PRESS CONFERENCES

• Post-game press conferences from both head coaches are conducted in the media center on the lower level of the north end zone facility at Spartan Stadium. Reporters can access the media center from the concourse. Selected Spartan players will also be available for interviews following the game. Quotes from both coaches and selected players will be posted online at msuspartans.com approximately one hour after the game.

MEDIA INTERVIEWS

• Outside the weekly press conference, interviews during the week with coaches or any Spartan players should be arranged through the MSU Athletic Communications Department. The best time for player interviews is following practice on Tuesday. All player interviews should be completed by Wednesday. Please contact the MSU Athletic Communications Department for all player interview requests at least 24 hours in advance.

GAME NOTES/POST-GAME MATERIALS

• Upon request, a final statistics book, quotes and notes can be e-mailed to media members approximately 90 minutes after the conclusion of the game. To be added to the list, please e-mail football contact Ben Phlegar. In addition, statistics, game notes and quotes will be posted on msuspartans.com after the game.

Please note that all media policies are subject to change.

RESOURCES/PROGRAMMING

MSUSPARTANS.COM

• The official website of Michigan State Athletics, **msuspartans.com**, is the most complete source of information on the Spartans, featuring the 2025 media guide, news releases, schedules, rosters, bios, statistics, game notes, photos, videos, archives and more. A complete video from the weekly press conference is available on the website Monday afternoon; weekly releases are available on Monday evenings. Each game day, the website will have stats, quotes and notes following the conclusion of the game.

SPARTAN VIDEO GOOGLE DRIVE UPDATES

Links to download footage for broadcast television use only will be emailed when footage is made available. For questions or to be added to the list, please contact Ben Phlegar.

SPARTAN MEDIA NETWORK

Michigan State Athletics and Playfly Sports announced in August 2020 a rebrand of the statewide Spartan Sports Network as the Spartan Media Network. In addition, long-term extensions were announced with the three flagship stations that anchor the network: Detroit's WJR 760-AM, Lansing's WVF 730/WJIM 1240-AM and 94.9 WMMQ-FM. The Spartan Media Network extends its programming nationally and worldwide via partnerships with SiriusXM and TuneIn radio.

JONATHAN SMITH SHOW

The Spartan Media Network produces and distributes Jonathan Smith's weekly radio program Wednesdays from 7-8 p.m. ET (note: show is on Tuesdays from 7-8 p.m. when MSU plays on Friday nights). Spartan announcers George Blaha and Jehuu Caulcrick host the live show, featuring insight from coaches, players, special guests, features and phone calls. The radio show can be heard statewide as well as locally on flagship station WJIM Radio (AM 1240) and WMMQ (FM 94.9) and on msuspartans.com. The show is also available via a live webstream on Michigan State football's social media accounts (Facebook: Michigan State Football; X: @msu_football).

THIS IS STATE: A SEASON WITH MSU FOOTBALL

"This is State: A Season with MSU Football," presented by Farm Bureau Insurance, is a docuseries providing an exclusive look at Michigan State football. The series airs on MSU's football social media platforms throughout the season. The show is produced by the Emmy award-winning Spartan Vision team.



TEAM NOTES: OFFENSE

► RED ZONE EFFICIENCY

• Michigan State has scored on 25 of its 27 trips to the red zone this season, good for a .926 percentage, which ranks third in the Big Ten and 25th in the FBS. The Spartans have scored 19 touchdowns in the red zone, including 11 rushing TDs, along with four field goals. MSU's TD percentage in the red zone (.703) ranks third in the Big Ten and tied for 31st in the FBS.

► JUNIOR QB AIDAN CHILES SETS SCHOOL RECORD WITH 20 STRAIGHT COMPLETIONS

• Junior **Aidan Chiles** has started 19 consecutive games at quarterback for the Spartans. Now in his second season at MSU, Chiles is completing 65 percent of his passes (114-of-175) for 1,262 yards and 10 touchdowns against three interceptions.

• He currently ranks among the Big Ten leaders in points responsible for per game (seventh with 13.1 ppg), passing efficiency (eighth with 141.1 rating), passing touchdowns (ninth with 10), rushing TDs (10th with five) and total offense (13th with 213.7 ypg). The Long Beach, California, native has accounted for 15 total touchdowns (10 passing, five rushing).

• Chiles was 27-of-33 passing for 243 yards and one touchdown in the loss at No. 3 Indiana last Saturday. He completed a career-best 82 percent of his passes while also leading the team in rushing with 48 yards on eight carries, including a career-long 64-yard rush in the fourth quarter. At one point, Chiles completed a school-record 20 consecutive passes, which tied the second-longest completion streak in any Big Ten Conference game (record: 22 by Chuck Long vs. Indiana in 1984).

► OMARI KELLY PROVING TO BE A PRODUCTIVE ALL-AROUND THREAT FOR MSU

• Senior wide receiver **Omari Kelly**, who is in his first season at MSU after transferring from Middle Tennessee State, leads the team in receiving yards (406; 58.0 ypg) and all-purpose yards (529; 75.6 ypg). He is also second with 27 receptions. Kelly ranks 15th in the Big Ten in receiving yards per game (58.0) and tied for 19th in receptions per game (4.1), while also ranking second in the Big Ten in punt returns (19.7 avg.).

► MATT GULBIN ANCHORING THE OFFENSIVE LINE

• Graduate senior center **Matt Gulbin**, a Wake Forest transfer who joined the program in 2025, has taken every snap on offense this season for the Spartans (461). He is graded the second-best center in the FBS by Pro Football Focus (80.9). Gulbin is currently on the Rimington Trophy Watch List for the nation's best center.



TEAM NOTES: DEFENSE

► JORDAN HALL LEADS TEAM, RANKS AMONG BIG TEN LEADERS IN TACKLES

• Junior co-captain linebacker **Jordan Hall** leads the team and ranks tied for 11th in the Big Ten with 51 tackles (7.5 pg). He recorded a career-high 15 tackles, including nine solo stops, in the win over Boston College on Sept. 6 to earn Big Ten Defensive Player of the Week honors. Hall had his first career interception to go along with eight tackles at Nebraska on Oct. 4.



TEAM NOTES: SPECIAL TEAMS

► PRESEASON ALL-AMERICAN RYAN ECKLEY A WEAPON ON SPECIAL TEAMS

• Redshirt junior punter **Ryan Eckley**, a Ray Guy Award candidate and preseason All-American, led the Big Ten in punting in 2024 with his 47.9-yard average and was a second-team all-conference selection.

• Eckley has shown why he is one of the best punters in the nation in the first seven games of the season. Although he doesn't meet the NCAA stat minimums, Eckley would rank No. 1 in the FBS with his 51.3-yard punting average. He also ranks first in the Big Ten in 50-yard plus punts (13) and tied for fourth with nine punts inside the 20. Eckley has dropped six punts inside the opponents' 10-yard line, including three at the 1 and one at the 2.

• Eckley has a career punting average of 48.0 yards per punt (120 punts for 5,755 yards), which would rank No. 1 in school history (current record: Bryce Baringer, 46.0 avg.). That average also ranks No. 1 among current active players in the FBS.

• Michigan State also ranks No. 4 in punt returns (19.7 avg.) and No. 14 in the FBS in net punting (38.8 avg.).

MICHIGAN STATE QUICK FACTS

► GENERAL INFORMATION

Location: East Lansing, Mich.
Enrollment: 51,838 (fall 2025)
Conference: Big Ten
Nickname: Spartans
Colors: Green and White
President: Kevin Guskiewicz
Athletics Director: J Batt
Stadium (Capacity): Spartan Stadium (74,866)
Surface: Natural Grass
Press Box Number: 517-353-0630

► FOOTBALL HISTORY

All-Time Record: 738-498-44 (.594)
First Season of Football: 1896
Bowl Games: 30 (14-16)
National Championships: 6 (1951, 1952, 1955, 1957, 1965, 1966)
Big Ten Championships: 9 (1953, 1965, 1966, 1978, 1987, 1990, 2010, 2013, 2015)
Big Ten Division Championships: 3 (2011, 2013, 2015)
College Football Playoff appearances: 1 (2015)
New Year's Six bowl appearances: 3 (2015 Cotton Bowl Classic, 2015 CFP Semifinal at Cotton Bowl Classic, 2021 Chick-fil-A Peach Bowl)

COACHING STAFF: GAMEDAY LOCATIONS

On the field...

- Head Coach Jonathan Smith
- Secondary Coach Blue Adams
- Safeties Coach James Adams
- Assistant Head Coach/Co-Special Teams Coordinator/Running Backs Coach Keith Bonapha
- Quarterbacks Coach Jon Boyer
- Wide Receivers Coach Courtney Hawkins
- Offensive Line Coach/Run Game Coordinator Jim Michalczyk
- Defensive Line Coach Legi Suiaunoa
- Co-Special Teams Coordinator/Rush Ends Coach Chad Wilt
- Tight Ends Coach/Recruiting Coordinator Brian Wozniak

In the booth...

- Offensive Coordinator/Quarterbacks Coach Brian Lindgren
- Defensive Coordinator/Linebackers Coach Joe Rossi



2025 SPARTAN FOOTBALL GAME NOTES

2025 SPARTAN FOOTBALL STAFF

► COACHING STAFF

Head Coach: Jonathan Smith (second year; Oregon State)

Record at MSU: 8-11 (second season)

Career Record: 42-46 (eighth season)

Secondary: Blue Adams (second year; Cincinnati)

Safeties: James Adams (first year; Wake Forest)

Assistant Head Coach/Running Backs/Co-Special Teams Coordinator:

Keith Bhonapha (second year; Hawai'i)

Quarterbacks Coach:

Jon Boyer (first year; Northern Colorado)

Wide Receivers:

Courtney Hawkins (sixth year; Michigan State)

Offensive Coordinator/Quarterbacks:

Brian Lindgren (second year; Idaho)

Offensive Line/Run Game Coordinator:

Jim Michalczyk (second year; Washington State)

Secchia Family Defensive Coordinator/Linebackers:

Joe Rossi (second year; Allegheny College)

Defensive Line: Legi Suiuaunoa (second year; Nevada)

Co-Special Teams Coordinator/Rush Ends:

Chad Wilt (second year; Taylor)

Tight Ends/Recruiting Coordinator:

Brian Wozniak (second year; Wisconsin)

Assistant Special Teams Coordinator:

Joe Begnal (second year, Western New England)

Assistant Linebackers Coach:

Andrew Bindelglass (second year, Tufts)

Assistant Defensive Backs Coach:

Chris Gordon (third year, Capital University)

Assistant Tight Ends Coach:

Cordale Grundy (second year, UTSA)

Assistant Offensive Line Coach:

Jacob Lail (fourth year, Wisconsin)

Offensive Pass Game Coordinator:

Aaron Pflugrad (second year, Arizona State)

Assistant Defensive Line Coach:

Antjuan Simmons (third year, Michigan State)

Special Teams Assistant: Mason Ruddy

Defensive Backs Assistant: Elijah Douglass

► ADMINISTRATIVE/PERSONNEL/

RECRUITING STAFF

Chief of Staff: Dan Van De Riet (second year)

General Manager: Cole Moore (second year)

Director of Recruiting and Player Relations:

Michael Doctor (second year)

Executive Director of Player Personnel:

Antwon Murray (first year)

Director of Player Personnel:

Sean Levy (sixth year)

Director of Player Engagement:

Kurt Richardson (third year)

Director of Football Administration:

Brittney Johnson (second year)

Director of Football Technology: Dustin Smith (first year)

Director of Player Support: Bobby Pleasant (second year)

Director of Football Digital and Brand Strategy:

Nicklos Bristol (second year)

Director of Football Creative Video:

Colin Ludema (fourth year)

Director of Recruiting Communications: Malik Gill

(first year)

Assistant Directors of Football Creative: Dylan

Gray (third year), Allen Bernard (second year)

Assistant Director of Football Technology:

Kyle Ranson (second year)

Assistant Director of Football Operations:

Chaz Davis (fourth year)

Assistant Director of Football Recruiting Operations: Madilyn Weigand (second year)

Player Personnel Analysts: Frank Herzog (first

year); Michael Morales (first year)

Personnel Intern: Tre'shone Devones

Office Assistant: Cindy Mejorado (27th year)



MICHIGAN STATE-MICHIGAN STATISTICS AND NOTES

► STAT COMPARISON (BIG TEN RANK, FBS RANK)

	Michigan State	Michigan
Scoring Offense	27.1 (13/76)	28.7 (11/69)
Total Offense	336.7 (16/106)	417.9 (6/45)
Rushing Offense	123.0 (14/106)	212.1 (3/22)
Passing Offense	213.7 (12/86)	205.7 (13/93)
Time of Possession	30:33 (10/52)	29:41 (14/74)
Third Down Conversions	.393 (15/75)	.405 (12/66)
Red Zone Offense	.926 (3/25)	.833 (15/81)
Sacks Allowed	2.71 (15/112)	1.29 (7/32)
Scoring Defense	32.7 (18/119)	17.0 (6/17)
Total Defense	382.7 (17/88)	307.9 (9/24)
Rushing Defense	131.3 (11/52)	92.7 (4/15)
Passing Defense	251.4 (17/109)	215.1 (10/57)
Third Down Conversions Defense	.459 (17/124)	.381 (11/68)
Red Zone Defense	.871 (14/92)	.762 (3/20)
Sacks Per Game	1.86 (10/81)	2.43 (6/33)
Turnover Margin	-0.43 (15/100)	+1.29 (2/3)
Fewest Penalties Per Game	4.57 (10/14)	4.14 (7/10)
Fewest Penalty Yards Per Game	37.6 (9/14)	37.6 (9/14)

► STAT LEADERS

Michigan State:

Rushing – So. Makhi Frazier (94 carries for 384 yards, 4.1 avg., 2 TDs, 54.9 ypg)

Passing – Jr. Aidan Chiles (114-of-175, .651, 1,262 yards, 10 TDs, 3 INTs, 180.3 ypg)

Receiving – So. Nick Marsh (36 receptions for 404 yards, 11.2 avg., 5 TDs, 57.7 ypg)

Tackles – Jr. LB Jordan Hall (51 tackles, 3.5 TFLs for 10 yards, 2.0 sacks for 8 yards, 1 FF, 1 INT)

Michigan:

Rushing – Jr. Justice Haynes (95 carries for 705 yards, 7.4 avg., 8 TDs, 117.5 ypg)

Passing – Fr. Bryce Underwood (113-of-181, .624, 1,440 yards, 7 TDs, 2 INTs, 205.7 ypg)

Receiving – Gr. Donaven McCulley (24 receptions for 369 yards, 15.4 avg., 2 TDs, 52.7 ypg)

Tackles – Sr. LB Ernest Hausmann (47 tackles, 2.5 TFLs for 13 yards, 1.0 sack for 7 yards, 1 PBU)

ALL-TIME SERIES RESULTS VS. MICHIGAN

Overall: 38-74-5				1945	L	0-40	A	1985	L	0-31	H
Big Ten: 29-41-2				1946	L	7-55	A	1986	L	6-27	A
H: 15-22-2; A: 23-52-3				1947	L	0-55	A	1987	W	17-11	H
1898	L	0-39	A	1948	L	7-13	H	1988	L	3-17	A
1902	L	0-119	A	1949	L	3-7	A	1989	L	7-10	H
1907	L	0-46	A	1950	W	14-7	A	1990	W	28-27	A
1908	T	0-0	H	1951	W	25-0	A	1991	L	28-45	H
1910	L	3-6	A	1952	W	27-13	A	1992	L	10-35	A
1911	L	3-15	H	1953	W	14-6	H	1993	W	17-7	H
1912	L	7-55	A	1954	L	7-33	A	1994	L	20-40	A
1913	W	12-7	A	1955	L	7-14	A	1995	W	28-25	H
1914	L	0-3	H	1956	W	9-0	A	1996	L	29-45	A
1915	W	24-0	A	1957	W	35-6	A	1997	L	7-23	H
1916	L	0-9	A	1958	T	12-12	H	1998	L	17-29	A
1917	L	0-27	A	1959	W	34-8	A	1999	W	34-31	H
1918	L	6-21	A	1960	W	24-17	H	2000	L	0-14	A
1919	L	0-26	A	1961	W	28-0	A	2001	W	26-24	H
1920	L	0-35	A	1962	W	28-0	H	2002	L	3-49	A
1921	L	0-30	A	1963	T	7-7	A	2003	L	20-27	H
1922	L	0-63	A	1964	L	10-17	H	2004	L	37-45 (3OT)	A
1923	L	0-37	A	1965	W	24-7	A	2005	L	31-34 (OT)	H
1924	L	0-7	H	1966	W	20-7	H	2006	L	13-31	A
1925	L	0-39	A	1967	W	34-0	A	2007	L	24-28	H
1926	L	3-55	A	1968	L	14-28	A	2008	W	35-21	A
1927	L	0-21	A	1969	W	23-12	H	2009	W	26-20 (OT)	H
1928	L	0-3	A	1970	L	20-34	A	2010	W	34-17	A
1929	L	0-17	A	1971	L	13-24	H	2011	W	28-14	H
1930	T	0-0	A	1972	L	0-10	A	2012	L	10-12	A
1931	T	0-0	A	1973	L	0-31	H	2013	W	29-6	H
1932	L	0-26	A	1974	L	7-21	A	2014	W	35-11	H
1933	L	6-20	A	1975	L	6-16	H	2015	W	27-23	A
1934	W	16-0	A	1976	L	10-42	A	2016	L	23-32	H
1935	W	25-6	A	1977	L	14-24	H	2017	W	14-10	A
1936	W	21-7	A	1978	W	24-15	A	2018	L	7-21	H
1937	W	19-14	A	1979	L	7-21	H	2019	L	10-44	A
1938	L	0-14	A	1980	L	23-27	A	2020	W	27-24	A
1939	L	13-26	A	1981	L	20-38	H	2021	W	37-33	H
1940	L	14-21	A	1982	L	17-31	A	2022	L	7-29	A
1941	L	7-19	A	1983	L	0-42	H	2023	L	0-49	H
1942	L	0-20	A	1984	W	19-7	A	2024	L	17-24	A



► SERIES NOTES

• Saturday's game marks the 118th meeting between Michigan State and Michigan. The Wolverines lead the all-time series, 74-38-5. Since 1950, Michigan owns a nine-game advantage in the series, 41-32-2, and since 1999, UM holds a two-game edge, 14-12. The Spartans are looking for their 11th win in the past 18 games against Michigan. In the last matchup, the Wolverines topped MSU in Ann Arbor in 2024, 24-17.

► BATTLE FOR THE PAUL BUNYAN TROPHY

• Since 1953, the winner of the Michigan State-Michigan game has been presented the Paul Bunyan Trophy. The four-foot wooden statue was donated by then-Governor G. Mennen Williams to mark Michigan State's acceptance into the Big Ten. Since 1953, Michigan leads the series 41-29-2. The trophy depicts the legendary giant lumberjack astride an axe with feet planted on a map of the state with flags representing the schools.

► BATTLE FOR IN-STATE BRAGGING RIGHTS

• Michigan State's 2025 roster features 42 players from the state of Michigan.

► SPARTANS RANK SECOND IN ALL-TIME VICTORIES vs. MICHIGAN

• Michigan State ranks second among opponents in all-time victories over Michigan. Only Ohio State (52) has posted more wins over the Wolverines than the Spartans (38).

All-Time Wins vs. Michigan

Opponent	Games Played	Wins vs. UM
Ohio State	120	52
Michigan State	117	38

► GROUND GAME KEY FACTOR IN THIS SERIES

• The team with the most productive ground attack has won 48 of the last 55 games in the MSU-UM series, with the only exceptions being in 1995, 2004, 2007, 2015, 2016, 2020 and 2024.

► QUICK GLANCE AT NO. 25/24 MICHIGAN (5-2, 3-1 BIG TEN)

• The Wolverines returned to the rankings this week at No. 25 in the AP Top 25 Poll and No. 24 in the AFCA Coaches Poll after beating Washington, 24-7, last Saturday in Ann Arbor.

• The Wolverine offense is sixth in the conference and 45th in the country in total offense (417.9 ypg), ranking third in the league and 22nd in the nation in rushing offense (212.1 ypg), while ranking 13th in the B1G and 93rd in the FBS in passing offense (205.7 ypg).

• Michigan's defense is ninth in the league and 24th in the nation in total defense (307.9 ypg), including fourth in the conference and 15th in the country in rushing defense (92.7 ypg), and 10th in the B1G and 57th in the FBS in passing yards allowed (215.1 ypg).

► LONG HISTORY OF BIG WINS OVER MICHIGAN

• Michigan State has defeated Michigan 22 times when the Wolverines were ranked in the AP Top 25, including 12 wins in the top 10.

• In one of the most famous endings in college football history, 10 years ago on Oct. 17, 2015, **Jalen Watts-Jackson's** 38-yard fumble return for a game-winning touchdown as time expired propelled No. 7 MSU to a 27-23 win at No. 12 Michigan. Watts-Jackson scooped up the mishandled snap by U-M punter Blake O'Neill and broke several tackles en route to the end zone. The unforgettable touchdown was named the No. 1 play of the 2015 season at the ESPN College Football Awards Show.

Here's a look at MSU's all-time AP Top 25 wins over Michigan:

Date	Result	Site
Sept. 30, 1950	No. 19 MSU 14, No. 3 Michigan 7	Ann Arbor
Sept. 29, 1951	No. 2 MSU 25, No. 17 Michigan 0	Ann Arbor
Oct. 6, 1956	No. 2 MSU 9, No. 5 Michigan 0	Ann Arbor
Oct. 12, 1957	No. 2 MSU 35, No. 6 Michigan 6	Ann Arbor
Oct. 14, 1961	No. 5 MSU 28, No. 6 Michigan 0	Ann Arbor
Oct. 18, 1969	MSU 23, No. 13 Michigan 12	East Lansing
Oct. 14, 1978	MSU 24, No. 5 Michigan 15	Ann Arbor
Oct. 6, 1984	MSU 19, No. 13 Michigan 7	Ann Arbor
Oct. 10, 1987	MSU 17, No. 12 Michigan 11	East Lansing
Oct. 13, 1990	MSU 28, No. 1 Michigan 27	Ann Arbor
Oct. 9, 1993	MSU 17, No. 9 Michigan 7	East Lansing
Nov. 4, 1995	MSU 28, No. 7 Michigan 25	East Lansing
Oct. 9, 1999	No. 11 MSU 34, No. 3 Michigan 31	East Lansing
Nov. 3, 2001	MSU 26, No. 6 Michigan 24	East Lansing
Oct. 3, 2009	MSU 26, No. 22 Michigan 20 (OT)	East Lansing
Oct. 9, 2010	No. 17 MSU 34, No. 18 Michigan 17	Ann Arbor
Oct. 15, 2011	No. 23 MSU 28, No. 11 Michigan 14	East Lansing
Nov. 2, 2013	No. 24 MSU 29, No. 23 Michigan 6	East Lansing
Oct. 17, 2015	No. 7 MSU 27, No. 12 Michigan 23	Ann Arbor
Oct. 7, 2017	MSU 14, No. 7 Michigan 10	Ann Arbor
Oct. 31, 2020	MSU 27, No. 13 Michigan 24	Ann Arbor
Oct. 30, 2021	No. 8 MSU 37, No. 6 Michigan 33	East Lansing

2025 SPARTAN FOOTBALL STAFF

► STRENGTH AND CONDITIONING STAFF

Head Strength & Conditioning Coach - Football: Mike McDonald (second year)

Assistant Strength & Conditioning Coaches: Matt King (second year); Shaquille Lee (third year); Ben McCarthy (second year); Joe Powell (sixth year)

► ATHLETIC PERFORMANCE STAFF

Director of Sports Science: Dr. Bill Burghardt (14th year)

► SPORTS MEDICINE AND PERFORMANCE STAFF

Head Football Athletic Trainer: Steve Gaul (first year)

Assistant Football Athletic Trainers: Theo Belhomme (fourth year); Jael Funte (third year); Teagan Puckett (second year)

► SPARTANS FUEL STAFF

Head Football Performance Dietitian: Nick Farrell (second year)

Assistant Football Performance Dietitian: Jazmine Belmar (first year)

► EQUIPMENT STAFF

Head Football Equipment Manager: Andrew Kolpacki (seventh year)

Asst. Football Equipment Managers: Jacob Crane (fifth year); Jacob Guskiewicz (first year)

► ACADEMIC STAFF

Executive Director/Student-Athlete Support

Services: Todd Edwards (22nd year)

Dir. of Academic Services: Mandy Chandler (28th year)

PRONUNCIATION GUIDE

#40 Tarik Ahmetbasic: TARE-ick
 #17 Semaj Bridgeman: suh-mahj
 #51 Kekai Burnett: kuh-KIE
 #0 NiJhay Burt: nah-jhay
 #18 Atticus Carridine: care-uh-dean
 #56 Cole Dellinger: DELL-inn-GURR
 #5 Makhi Frazier: muh-KIE
 #51 Matt Gulbin: gull-bin
 #11 Anelu Lafaele: ah-neh-LU, lah-fuh-EL-a
 #75 Mercer Luniewski: lun-YES-key
 #79 Charles Luniewski: lun-YES-key
 #34 Khalil Majeed: kuh-leel, muh-jeed
 #1 Nikai Martinez: nuh-KIE
 #81 Michael Masunas: muh-SOO-niss
 #11 Alessio Milivojevic: A-less-ee-o, MILL-uh-voy-a-vick
 #8 Aisea Moa: EYE-say-uh, Mo-uh
 #56 Chris Piwowarczyk: PEE-o-wah-zick
 #4 Marcellus Pulliam: mahr-CELL-iss
 #65 Stanton Ramil: RUH-meel
 #19 Armorian Smith: ARR-mahr-ee-ahn
 #91 Alex VanSumeren: van soo-merr-in
 #70 Luka Vincic: Vin-cheech
 #40 DeJae White: duh-jhay
 #6 Ade Willie: ah-day
 #22 Jack Yanachik: yeah-nuh-check

COACHES:

Keith Bhonapha: BONE-uh-fuh
 Jim Michalczik: muh-hall-CHECK
 Legi Suiaunoa: Leng-ee, SOO-ee-ow-noah
 Brian Wozniak: Wahz-nee-ack



2025 SPARTAN FOOTBALL GAME NOTES

AROUND THE BIG TEN

2025 BIG TEN STANDINGS

	Conf.	Games	All Games
Indiana	4-0	1.000	7-0 1.000
Ohio State	4-0	1.000	7-0 1.000
Oregon	3-1	.750	6-1 .857
USC	3-1	.750	5-2 .714
Michigan	3-1	.750	5-2 .714
Minnesota	3-1	.750	5-2 .714
Iowa	3-1	.750	5-2 .714
Northwestern	3-1	.750	5-2 .714
UCLA	3-1	.750	3-4 .429
Illinois	2-2	.500	5-2 .714
Nebraska	2-2	.500	5-2 .714
Washington	2-2	.500	5-2 .714
Maryland	1-3	.250	4-3 .571
Michigan State	0-4	.000	3-4 .429
Penn State	0-4	.000	3-4 .429
Rutgers	0-4	.000	3-4 .429
Purdue	0-4	.000	2-5 .286
Wisconsin	0-4	.000	2-5 .286



THIS WEEK'S SCHEDULE

Saturday, Oct. 25

UCLA at Indiana, 12 p.m. (FOX)
 Northwestern at Nebraska, 12 p.m. (FS1)
 Rutgers at Purdue, 12 p.m. (BTN)
 Minnesota at Iowa, 3:30 p.m. (CBS)
 Illinois at Washington, 3:30 p.m. (BTN)
 Wisconsin at Oregon, 7 p.m. (FS1)
 Michigan at Michigan State, 7:30 p.m. (NBC)

LAST WEEK'S RESULTS

Friday, Oct. 17

Minnesota 24, Nebraska 6

Saturday, Oct. 18

Michigan 24, Washington 7
 Northwestern 19, Purdue 0
 Indiana 38, Michigan State 13
 Ohio State 34, Wisconsin 0
 Oregon 56, Rutgers 10
 Iowa 25, Penn State 24
 UCLA 20, Maryland 17
 Notre Dame 34, USC 24



LAST TIME OUT: NO. 3/3 INDIANA 38, MICHIGAN STATE 13

► GAME RECAP

Michigan State fell to third-ranked Indiana, 38-13, last Saturday afternoon before a crowd of 55,165 at Memorial Stadium.

Spartan junior quarterback **Aidan Chiles** was 27-of-33 passing for 243 yards and one touchdown; he completed a career-best 82 percent of his passes while also leading the team in rushing with 48 yards on eight carries, including a career-long 64-yard rush in the fourth quarter. At one point, Chiles completed a school-record 20 consecutive passes, which tied the second-longest completion streak in any Big Ten Conference game (record: 22 by Chuck Long vs. Indiana in 1984).

Nick Marsh had a team-high seven receptions for 64 yards, including a 15-yard touchdown pass in the second quarter.

Graduate senior cornerback **Malcolm Bell** led the Spartan defense with a season-high seven tackles.

► SCORING SUMMARY

Michigan State scored on its opening possession, marching 55 yards on 13 plays while taking 6:53 off the clock, with a 38-yard field goal by **Martin Connington**.

Indiana (7-0, 4-0 Big Ten) answered right back on its first series to go up 7-3 as Fernando Mendoza found E.J. Williams Jr. for a yard touchdown reception with 2:40 left in the opening quarter.

The Spartans took even more time on their second possession, keeping the ball for eight minutes and 18 seconds en route to a 12-play, 75-yard touchdown drive. **Aidan Chiles** rushed 2 yards on a fourth-and-2 play from the IU 18-yard line, then found **Nick Marsh** on a 15-yard slant pass on third down for a touchdown to put the Spartans back on top, 10-7, at the 9:22 mark in the second quarter.

The Hoosiers took a 21-10 lead into halftime after scoring touchdowns on their second and third possessions.

Following a 30-minute delay at halftime due to severe weather in the Bloomington area, Indiana went up 28-10 with a five-play, 75-yard touchdown drive to open the second half, capped by a 48-yard TD pass from Mendoza to Omar Cooper Jr.

Mendoza threw his fourth touchdown of the day on a 27-yard pass to Elijah Sarratt with 3:55 remaining in the third quarter.

Both teams added field goals in the fourth quarter to make the final 38-13. Connington connected on his second field goal of the day, this time from 34 yards out, with 33 seconds remaining to close out the game's scoring.

► OFFENSIVE NOTES

- With a field goal on its opening drive, MSU has now scored on its opening possession in six of its seven games . . . it was the Spartans' first field goal for their opening drive score, as the other five times were touchdowns . . . the Spartans' game at Nebraska was their only game this season that they did not score on the first drive of the game.

- MSU's two scoring drives of 8:18 (touchdown) and 6:53 (field goal) in the first half were the longest and second-longest scoring drives allowed by Indiana's defense this season, as the previous two longest drives were 5:57 by Oregon (10/11) and 5:31 by Iowa (9/27).

- MSU topped Indiana in time of possession, 31:14-28:46, marking only the second time this season that the Hoosiers trailed in time of possession, when Iowa had a 32:42-27:18 advantage on Sept. 27.

- The Spartans' 293 passing yards were a season-high, topping the previous season-high of 270 vs. Youngstown State (9/13/25) . . . MSU's 30 completions and 38 passing attempts were also season-highs, bettering 22 completions from the aforementioned game vs. YSU and 30 attempts vs. UCLA.

- Michigan State's 30 completions, 19 first downs, 293 yards passing and 367 yards of total offense were all the most posted on the Indiana defense this season, while MSU's 38 pass attempts tied a season-high with Iowa (9/27/25).

- Junior quarterback **Aidan Chiles** completed an MSU-record 20 passes in a row spanning from the first quarter to the third quarter, topping the previous school record of 15 by Noah Kim vs. Richmond on Sept. 9, 2023.



- Chiles' 20 consecutive completions tied the second-longest streak in a Big Ten Conference game, and the top three marks in the record book all involve Indiana . . . Chiles tied Indiana QB Michael Penix Jr. who had 20 completions in a row at Michigan State (9/28/19); the Big Ten record in a conference game is 22 by Chuck Long of Iowa vs. Indiana (10/20/1984).

- Chiles finished 27-of-33 passing for 243 yards and one TD, including 20-of-22 for 178 yards in the first half . . . with a 9-yard pass to **Jack Velling** at 3:55 of the third quarter, Chiles notched his career-high 25th completion of the game, topping his previous career-high mark of 24 completions vs. Maryland (9/7/24).

- Chiles' .818 completion percentage was also a new career high, bettering his previous top mark of .759 vs. Youngstown State (9/13/25).

- Chiles rushed for a career-long 64-yard scamper in the fourth quarter, topping his previous longest rush play of 28 yards vs. Youngstown State (9/13/25).

- Sophomore wide receiver **Nick Marsh** had 18 yards on MSU's opening drive, which put him over the 1,000 career receiving yards milestone, becoming the 49th Spartan receiver to reach the 1,000 yards plateau in program history . . . Marsh had three catches in the Spartans' opening drive to extend his streak of having not just one catch, but multiple receptions in all seven games this season . . . Marsh has at least one catch in all 18 games that he's appeared in as a Spartan and multiple catches in 17-consecutive games played.

- Marsh's 15-yard TD catch in the second quarter was his second straight game with a TD and he now has one TD catch in four of the seven games this season as part of five total TDs on the season and eight for his career.

- Marsh finished with team-highs of seven catches for 64 yards . . . the seven catches tied Marsh's season-high seven receptions for the second game in a row after seven vs. UCLA.

- With his catch on MSU's opening drive, senior wide receiver **Omari Kelly** extended his streak of at least one catch in all seven games this season as a Spartan . . . Kelly finished with three catches for 59 yards, marking the sixth time out of the seven games that Kelly had multiple receptions.

- Redshirt junior wide receiver **Chrishon McCray** had four catches for 42 yards, marking the most receptions of his Spartan career, and most since eight vs. Ball State last season during his time at Kent State.

- Senior tight end **Jack Velling** snared four catches, which are the most in a Big Ten game this season and two shy of his season-best and career-high tying of six vs. Youngstown State (9/13/25) . . . the four receptions give Velling 98 for his career, needing just two more for the 100 career receptions milestone.

► DEFENSIVE NOTES

- Graduate cornerback **Malcolm Bell** logged seven tackles to lead the Spartan defense while posting the most of his Spartan career.

- Redshirt junior defensive lineman **Alex VanSumeren** matched his career-best of six tackles for the second straight game and the third time of his career, all coming in the last four games.

► SPECIAL TEAMS NOTES

- Redshirt junior punter **Ryan Eckley** had one punt for 50 yards, while junior quarterback **Aidan Chiles** punted for the first time in his college career with a 40-yard punt, as MSU lined up to go for it on fourth-and-9 at the IND 40, and Chiles punted it, and nearly pinned the Hoosiers at their own goal line, but the ball trickled into the end zone for a touchback.

- With Eckley's 50-yard punt, he now has 13 punts of 50+ yards this season and 57 for his career.

- Redshirt freshman **Martin Connington** was 2-for-3 on field goals, making a 38-yarder on MSU's opening possession of the game, then missing a 50-yarder early in the third quarter in windy and rainy conditions, before splitting the uprights from 34-yards out with 33 seconds left in the game in heavier rain . . . he is now 7-of-9 on field goals for the season, with his only two misses coming on attempts of 50+ yards, also missing on a 56-yarder in the USC game.

POLLS (OCT. 19)

ASSOCIATED PRESS

Rk.	School	Record
1.	Ohio State (60)	7-0
2.	Indiana (6)	7-0
3.	Texas A&M	7-0
4.	Alabama	6-1
5.	Georgia	6-1
6.	Oregon	6-1
7.	Georgia Tech	7-0
8.	Ole Miss	6-1
9.	Miami	5-1
10.	Vanderbilt	6-1
11.	BYU	7-0
12.	Notre Dame	5-2
13.	Oklahoma	6-1
14.	Texas Tech	6-1
15.	Missouri	6-1
16.	Virginia	6-1
17.	Tennessee	5-2
18.	USF	6-1
19.	Louisville	5-1
20.	LSU	5-2
21.	Cincinnati	6-1
22.	Texas	5-2
23.	Illinois	5-2
24.	Arizona State	5-2
25.	Michigan	5-2

AFCA COACHES

Rk.	School	Record
1.	Ohio State (65)	7-0
2.	Indiana	7-0
3.	Texas A&M	7-0
4.	Alabama	6-1
5.	Georgia	6-1
6.	Oregon	6-1
7.	Georgia Tech	7-0
8.	Ole Miss	6-1
9.	Miami	5-1
10.	BYU	7-0
11.	Oklahoma	6-1
12.	Vanderbilt	6-1
13.	Notre Dame	5-2
14.	Missouri	5-2
15.	Texas Tech	6-1
16.	Virginia	6-1
17.	Tennessee	5-2
18.	Texas	5-2
19.	LSU	5-2
20.	USF	6-1
21.	Cincinnati	6-1
22.	Louisville	5-1
23.	Illinois	5-2
24.	Michigan	5-2
25.	Arizona State	5-2

(First-place votes) | **Bold** indicates MSU opponent



2025 SPARTAN FOOTBALL GAME NOTES

SPARTAN PLAYERS OF THE GAME

OFFENSE

Game.....	Player
Western Michigan	RB Makhi Frazier
Boston College	QB Aidan Chiles
Youngstown State	QB Aidan Chiles

DEFENSE

Game.....	Player
Western Michigan	LB Jordan Hall
Boston College	DT Alex VanSumeren
Youngstown State	LB Wayne Matthews III

SPECIAL TEAMS

Game.....	Player
Western Michigan	P Ryan Eckley
.....	DB Caleb Gash
Boston College	WR Alante Brown
.....	PK Martin Connington
Youngstown State	WR/PR Omari Kelly

LINEMAN

Game.....	Player
Western Michigan	DL Alex VanSumeren
Boston College	OT Conner Moore
Youngstown State	DT Ben Roberts



2025 COACHING STAFF



• **Jonathan Smith**, who led Oregon State to new heights during his tenure over six seasons (2018-23), was named Michigan State University's 26th head football coach on Nov. 25, 2023. Smith is in his second season leading the Spartans in 2025 after laying a strong foundation for the program during his first year in 2024.

• Named the 2022 Pac-12 Co-Coach of the Year, Smith built Oregon State into one of the top teams in the conference. He led the Beavers, who were ranked as high as 11th in the College Football Playoff rankings in 2023, to an 8-4 record in the regular season and their third straight bowl appearance, a first for the program since 2006-09. OSU went 25-13 in 2021-23 under Smith, including a No. 17 ranking in 2022 and a win over Florida in the Las Vegas Bowl. He also has experience coaching in the College Football Playoff as an offensive coordinator at Washington in 2016.

• Known for developing talent, the 46-year-old Smith has coached 10 All-Americans, 20 NFL Draft picks and more than 100 all-conference selections in his career, while also coaching in 10 bowl games, including the 2016 College Football Playoff as an offensive coordinator at Washington.

• Eleven Beavers were drafted under Smith's tutelage, and an additional 20 signed as undrafted free agents. Offensive tackle Taliese Fuaga became the highest-drafted OSU player in 10 years as he was picked in the first round (No. 14 overall) of the 2024 NFL Draft by the New Orleans Saints.

• Six of Smith's assistants at Oregon State joined him in East Lansing: secondary coach **Blue Adams**, assistant head coach/running backs coach/co-special teams coordinator **Keith Bhonapha**, offensive coordinator **Brian Lindgren**, offensive line coach/run game coordinator **Jim Michalczyk**, defensive line coach **Legi Suiaunoa** and tight ends coach/recruiting coordinator **Brian Wozniak**. **Jon Boyer**, who was a quality control coach at Oregon State under Smith from 2019-23, was named quarterbacks coach in January 2025.

• **Joe Rossi**, a 2024 Broyles Award nominee, begins his second year as the program's defensive coordinator/linebackers coach. Co-special teams coordinator/rush ends **Chad Wilt** also enters his second year on staff in 2025. Former Spartan great **Courtney Hawkins** is in his sixth season as the wide receivers coach at MSU.



• **Blue Adams**, who has 15 years of coaching experience and has coached both in college and the NFL, enters his second season as the program's secondary coach.

• Adams spent five seasons (2019-23) on Smith's staff as the secondary coach at Oregon State. Adams also coached four seasons as an assistant coach with the Miami Dolphins (2012-15) before returning to the college ranks at West Virginia (2016) and South Florida (2017-18).



• **James Adams** was named Michigan State's safeties coach in January 2025.

• Adams has coached defensive backs for the past 16 seasons since beginning his coaching career in 2009 as a graduate assistant at his alma mater in Wake Forest.

• Spent the past three seasons as the safeties coach at Wake Forest (2022-24) and helped two Demon Deacons get selected in the 2024 NFL Draft (Malik Mustapha, fourth round, 49ers; Sanoussi Kane, seventh round, Ravens).



• **Jon Boyer** was named Michigan State's quarterbacks coach in January 2025 and enters his first season with the Spartans.

• Boyer is familiar with head coach Jonathan Smith and the Spartan offensive staff, spending six seasons (2019-24) at Oregon State, including five under Smith and Brian Lindgren as a quality control coach and senior advisor on the offensive side of the ball. He was OSU's tight ends coach during the 2024 season.

2025 SPARTAN FOOTBALL GAME NOTES



- **Keith Bhonapha** (BONE-uh-fuh) enters his second season as Michigan State's assistant head coach/running backs coach after joining the program in December 2023. He also serves as the program's co-special teams coordinator and holds play-calling responsibilities for that unit.
- Bhonapha has more than 20 years of collegiate coaching experience.
- Has helped develop six running backs into NFL Draft selections.



- **Courtney Hawkins** returns for his sixth season as Michigan State's wide receivers coach.
- A nine-year NFL veteran, Hawkins has helped develop NFL Draft picks Jayden Reed (Packers) and Jalen Nailor (Vikings) during his time in East Lansing.
- Hawkins came to MSU in 2020 after serving as the head football coach and athletic director at his alma mater, Beecher High School, in Flint, Michigan, for 15 years.



- **Brian Lindgren**, who has more than 15 years of experience as an offensive coordinator, enters his second season as Michigan State's offensive coordinator in 2025.
- Lindgren joined Jonathan Smith's MSU staff as the Spartans' offensive coordinator/quarterbacks coach in December 2023.
- Prior to arriving to MSU, Lindgren was with Smith at Oregon State for six seasons (2018-23) and helped build the Beavers into one of the most consistent offensive teams in the Pac-12.



- **Jim Michalczyk** (muh-hall-CHECK), who has more than 30 years of coaching experience at both the collegiate and NFL levels, joined the Michigan State staff in December 2023 as the Spartans' offensive line coach/run game coordinator. Michalczyk was with Smith at Oregon State for six seasons (2018-23).
- Michalczyk was a nominee for the 2023 Broyles Award, which honors college football's top assistant coaches. His offensive lines at Oregon State were named semifinalists twice for the Joe Moore Award (2021, 2023).



- Secchia Family defensive coordinator/linebackers coach **Joe Rossi**, a three-time Broyles Award nominee, is in his second season at MSU. He spent six seasons (2018-23) at Minnesota, where he helped build the Gophers into one of the best defenses in the Big Ten as the defensive coordinator and linebackers coach.
- Minnesota's defense ranked among the top 10 in the FBS in total defense three times (No. 3 in 2021, No. 8 in 2022, No. 10 in 2019) and scoring defense twice (No. 4 in 2022, No. 6 in 2021) under Rossi's direction.
- Rossi coached 30 All-Big Ten honorees, two first-team All-Americans and 10 NFL Draft picks during his time in Minneapolis.



- A collegiate coaching veteran of more than 20 years, **Lawrence "Legi" Suiaunoa** (Leng-ee SOO-ee-ow-noah) joined the Michigan State staff as the Spartans' defensive line coach in December 2023.
- Suiaunoa spent the past six seasons (2018-23) on Smith's staff at Oregon State, and he also coached with Smith at Montana in 2011.



- **Chad Wilt** is in his second season as Michigan State's co-special teams coordinator/rush ends coach.
- Wilt, who has more than 20 years of collegiate coaching experience, came to MSU after spending two seasons (2022-23) as the defensive coordinator and linebackers coach at Indiana. He also spent two years (2020-21) as the defensive line coach at Minnesota under current Spartan defensive coordinator Joe Rossi.



- **Brian Wozniak** (Wahz-nee-ack), who was on Jonathan Smith's staff for six seasons at Oregon State, joined the MSU staff as the Spartans' tight ends coach and recruiting coordinator in December 2023.
- After helping Oregon State to an 8-4 record in 2023 to become bowl eligible, Wozniak has guided three teams to a bowl game as a coach and four as a player while at Wisconsin.



2025 SPARTAN MEDIA NETWORK RADIO AFFILIATES

City	Call Letters
Alma	WQBK (FM 104.9)
Alpena	WKJZ (FM 94.9)
Bad Axe	WLEW (AM 1340)
Detroit	WJR (AM 760)
Grand Haven/Muskegon	WGHN (FM 92.1)
Grand Rapids	WBFX (FM 101.3)
	WMAX (FM 96.1/Jonathan Smith Show)
Hastings	WBCH (FM 100.1)
Iron Mountain	WZNL (FM 94.3)
Jackson	FOX Sports (FM 101.9)
Lansing	WJIM (AM 1240 & FM 106.9)
	WMMQ (FM 94.9)
Ludington/Manistee	WLDN (FM 98.7)
Marquette/Ishpeming	WRUP (FM 98.3)
Midland	WLUN (FM 100.9)
Ontonagon	WUPY (FM 101.1)
Port Huron	WPHM (AM 1380)
Saginaw/Flint	WILZ (FM 104.5)
South Haven/Benton Harbor	WCSY (FM 103.7)
Tawas City	WQLB (FM 103.3)
Traverse City	WCCW (FM 107.5)

Note: Radio affiliate listing as of July 1 and is subject to change.

Sirius/XM Radio; streaming for games and weekly press conferences available at msuspartans.com; Mobile App for iPhone and Android

MSU TOP SINGLE-GAME PERFORMANCES VS. MICHIGAN

RUSHING		
Player (Att.)	Yards	Year
T.J. Duckett (27)	211	2001
DeAndra Cobb (22)	205	2004
Kenneth Walker III (23)	197	2021
Javon Ringer (37)	194	2008
Lorenzo White (34)	185	1987
Jeremy Langford (35)	177	2014
Edwin Baker (26)	167	2011
Eric Allen (23)	156	1970
Edwin Baker (22)	147	2010
Bill Triplett (18)	142	1969
Bob Apisa (18)	140	1966
LJ Scott (22)	139	2016
Dewey Lincoln (7)	139	1962

PASSING		
Player (C-A)	Yards	Year
Bill Burke (21-36)	400	1999
Connor Cook (18-39)	328	2015
Rocky Lombardi (17-32)	323	2020
Tony Banks (26-34)	318	1995
Bryan Clark (21-38)	316	1981
Jim Miller (30-39)	302	1991

RECEIVING		
Player (Rec.)	Yards	Year
Plaxico Burress (10)	255	1999
Ricky White (8)	196	2020
Derrick Mason (10)	151	1996
Nigea Carter (6)	145	1994
Blair White (4)	143	2008
Aaron Burbridge (9)	132	2015
Ted Jones (9)	123	1982



2025 SPARTAN FOOTBALL GAME NOTES

QUARTERBACKS: SNAPSHOT

► ROSTER (4)

No.	Name	Yr.	Ht./Wt.	Hometown
2	Aidan Chiles	Jr.	6-3/225	Long Beach, CA
15	Leo Hannan	Fr.	6-3/215	Long Beach, CA
16	Ryland Jessee	R-Fr.	6-4/216	San Diego, CA
11	Alessio Milivojevic	R-Fr.	6-2/218	Naperville, IL

► POSITION COACH

Jon Boyer (first season)

CAREER STATISTICS

► #2 AIDAN CHILES

Year	G/GS	C	A	I	PCT	YDS	YPG	TD	EFF.
2023 [^]	9/0	24	35	0	.686	309	34.3	4	180.5
2024	12/12	192	323	11	.594	2,415	201.3	13	128.7
2025	7/7	114	175	3	.651	1,262	180.3	10	141.1
MSU	19/19	306	498	14	.614	3,677	193.5	23	133.1
Career	28/19	330	533	14	.619	3,986	136.2	27	136.2

Year	G/GS	ATT	YDS.	AVG.	TD	LG	YPG
2023 [^]	9/0	17	79	4.6	3	23	8.8
2024	12/12	97	225	2.3	3	26	18.8
2025	7/7	66	234	3.5	5	64	33.4
Career	28/19	180	538	3.0	11	64	19.2

[^] = at Oregon State

► #11 ALESSIO MILIVOJEVIC

Year	G/GS	C	A	I	PCT	YDS	YPG	TD	EFF.
2024	1/0	0	0	1	.000	0	0.0	0	-200.0
2025	4/0	17	31	1	.548	221	55.3	2	129.6
Career	5/0	17	31	2	.531	221	44.2	2	119.3

Year	G/GS	ATT	YDS.	AVG.	TD	LG	YPG
2024	1/0	0	0	0.0	0	0	0.0
2025	4/0	4	19	4.8	0	11	4.8
Career	5/0	4	19	4.8	0	11	3.8

TRACKING EXPLOSIVE RUNS (10-PLUS YARDS)

Player	No.	TD
Makhi Frazier	15	0
Aidan Chiles	13	1
Brandon Tullis	5	1
Elijah Tau-Tolliver	1	1
Alessio Milivojevic	1	0
Totals	35	3

BY GAME:

WMU: 7 (3 Frazier, 2 Tullis, 2 Chiles)
BC: 9 (4 Frazier, 3 Chiles, 2 Tullis)
YSU: 5 (3 Chiles, 1 Tullis, 1 Tau-Tolliver)
USC: 4 (3 Frazier, 1 Chiles)
NEB: 6 (3 Frazier, 3 Chiles)
UCLA: 2 (2 Frazier)
IU: 2 (1 Chiles, 1 Milivojevic)



QUARTERBACKS



#2 AIDAN CHILES • JR. • 6-3 • 225 • CO-CAPTAIN

Long Beach, Calif./Oregon State/Downey High School

»JOHNNY UNITAS GOLDEN ARM AWARD WATCH LIST

2025: 7 games/7 starts, 114-of-175 passing (.651), 1,262 yards (180.3 ypg), 10 TDs, 3 INTs

• Junior quarterback Aidan Chiles, who was named to the Johnny Unitas Golden Arm Award Watch List, has started 19 consecutive games for the Spartans. He was voted a captain by his teammates for the second year in a row.

• Chiles is completing 65 percent of his passes (114-of-175) for 1,262 yards (180.3 ypg) and 10 touchdowns against three interceptions. He has also proven to be a running threat and ranks second on the team in rushing with 234 yards on 66 carries with a team-high five scores (33.4 ypg); he has 13 carries of 10-plus yards (tied for second among Big Ten QBs) and has run for 25 first downs (tied for third among Big Ten QBs). Chiles has rushed for a net of 394 yards.

• Chiles currently ranks among the Big Ten leaders in points responsible for per game (seventh with 13.1 ppg), passing touchdowns (ninth with 10), passing efficiency (eighth with 141.1 rating), rushing TDs (10th with five) and total offense (13th with 213.7 ypg).

• Chiles was 27-of-33 passing for 243 yards and one touchdown in the loss at No. 3 Indiana last Saturday. He completed a career-best 82 percent of his passes while also leading the team in rushing with 48 yards on eight carries, including a career-long 64-yard rush in the fourth quarter. At one point, Chiles completed a school-record 20 consecutive passes, which tied the second-longest completion streak in any Big Ten Conference game (record: 22 by Chuck Long vs. Indiana in 1984).

• Chiles rushed for a career-high two touchdowns at Nebraska (16 yards, 4 yards).

• Chiles accounted for four touchdowns in the loss at No. 25 USC with three passing TDs and one rushing score. He completed 12 of 21 passes for 212 yards, including a 75-yard TD pass to Omari Kelly.

• Against Youngstown State on Sept. 13, Chiles rushed for a career-high 76 yards on just eight carries, good for a 9.5-yard average, and compiled 346 yards of total offense as he completed 22-of-29 passes for 270 yards and one TD in the win.

• Chiles threw a career-high four touchdown passes against Boston College in Week 2 while completing 19 of his 29 pass attempts for 231 yards to earn Big Ten Co-Offensive Player of the Week honors. He also connected with Omari Kelly on the game-winning pass on MSU's 2-point conversion in double overtime. Chiles compiled a total of 270 yards of offense against the Eagles, as he also had 12 carries for a net of 39 yards; he gained a total of 68 yards on the ground, including a 3-yard TD in double overtime that tied the game at 40, part of five rushes overall that earned MSU a first down or touchdown.

• Chiles started all 12 games for the Spartans as a true sophomore in 2024 and finished ninth in the Big Ten in total offense (220.0 ypg; 2,640 yards) to become the sixth Spartan sophomore QB in program history to throw for 2,000-plus yards in a season. The Long Beach, California, native is in his second season in East Lansing after playing in a back-up role as a true freshman at Oregon State in 2023.

• Chiles was a consensus four-star prospect in the Class of 2023 and rated one of the top 10 quarterbacks in the nation coming out of high school by 247Sports.



#11 ALESSIO MILIVOJEVIC • R-FR. • 6-2 • 218

Naperville, Ill./St. Francis High School

2025: 4 games, 17-of-31 passing (.548), 221 yards, 2 TDs, 1 INT

• Redshirt freshman Alessio Milivojevic played in one game as a true freshman to preserve his redshirt season and has made four appearances this season.

• Played a career-high 24 snaps against UCLA; was 8-of-18 passing for 100 yards and a touchdown against the Bruins

• Was 6-of-7 passing for 85 yards and a touchdown in 12 snaps at Nebraska (10/4).





RUNNING BACKS



#5 MAKHI FRAZIER • SO. • 5-10 • 218

McKinney, Texas/McKinney High School

2025: 7 games/6 starts, 94 carries, 384 yards, 4.1 avg., 2 TDs, 54.9 ypg

- Sophomore running back **Makhi Frazier** leads the team and ranks 13th in the Big Ten in rushing, averaging 54.9 yards per game (4.1 per carry) with two touchdowns.
- Also leads the team with 15 carries of 10-plus yards, tied for sixth in the Big Ten.
- In his first collegiate start, Frazier ran for 103 yards and a touchdown against Western Michigan in Week 1, then followed up with 81 yards on 17 carries in Week 2 against

Boston College. In the Big Ten opener at No. 25 USC, Frazier rushed 14 times for 61 yards.

- Frazier had seven carries for 21 yards as a true freshman in 2024 for the Spartans.



#4 ELIJAH TAU-TOLLIVER • SR.-5 • 6-1 • 211

Sparks, Nev./Sacramento State/Reed High School

2025: 7 games, 21 carries, 74 yards, 3.5 avg., 1 TD, 10.6 ypg

- The Spartans brought in fifth-year senior transfer **Elijah Tau-Tolliver** in January from Sacramento State, an experienced back who rushed for nearly 1,000 yards (950; 86.4 ypg) last season for the Hornets while earning honorable mention All-Big Sky accolades. Tau-Tolliver has accumulated 3,120 all-purpose yards in his 48-game collegiate career, including 1,612 rushing yards with six 100-yard games on the ground.

• Tau-Tolliver has rushed for 74 yards on 21 carries in the first seven games; in Week 3 against Youngstown State, Tau-Tolliver had four carries for 37 yards, including a 22-yard touchdown in the fourth quarter.



#7 BRANDON TULLIS • SO. • 6-1 • 227

Dallas, Texas/Memorial High School

2025: 7 games/1 start, 35 carries, 140 yards, 4.0 avg., 2 TDs, 20.0 ypg

- Sophomore **Brandon Tullis** ranks third on the team with 140 rushing yards on 35 carries (4.0 avg.; 20.0 ypg) along with two rushing touchdowns.
- He contributed 52 yards on seven carries against Western Michigan, good for a 7.4 average, and scored the first touchdown of his career and the first TD of the season for the Spartans with a 12-yard run on MSU's opening drive against WMU.

- Tullis had seven carries for 20 yards as a true freshman in 2024.



► Sophomore **Makhi Frazier** leads the Spartans in rushing, averaging 54.9 yards per game. He is tied for sixth in the Big Ten with 15 runs of 10-plus yards.

RUNNING BACKS: SNAPSHOT

► ROSTER (7)

No.	Name	Yr.	Ht./Wt.	Hometown
25	Jace Clarizio	Fr.	5-10/208	East Lansing, MI
5	Makhi Frazier	So.	5-10/218	McKinney, TX
28	Zion Gist	Fr.	5-11/205	Frankfort, IL
27	Darrin Jones Jr.	Fr.	5-10/202	Lake Orion, MI
33	Jaxon McCaig	R-Fr.	6-1/238	Plymouth, MI
4	Elijah Tau-Tolliver	Sr.-5	6-1/211	Sparks, NV
7	Brandon Tullis	So.	6-1/227	Dallas, TX

► POSITION COACH

Keith Bhonapha (second season)

CAREER STATISTICS

► #5 MAKHI FRAZIER

Year	G/GS	ATT	YDS.	AVG.	TD	LG	YPG
2024	9/0	7	21	3.0	0	8	2.3
2025	7/6	94	384	4.1	2	28	54.9
Career	16/6	101	405	4.9	2	28	25.3

Year	REC.	YDS.	AVG.	TD	LG	YPG
2024	1	12	12.0	0	12	1.3
2025	12	25	2.1	0	12	3.6
Career	13	37	2.8	0	12	2.3

► #4 ELIJAH TAU-TOLLIVER

Year	G/GS	ATT	YDS.	AVG.	TD	LG	YPG
2021 [^]	4/0	3	9	3.0	0	3	2.3
2022 [^]	13/0	24	192	8.0	0	22	14.8
2023 [^]	13/3	64	387	6.0	7	53	29.8
2024 [^]	11/11	184	950	5.2	7	70	86.4
2025#	7/0	21	74	3.5	1	22	10.6
Career	48/14	296	1,612	5.4	15	70	33.6

Year	REC.	YDS.	AVG.	TD	LG	YPG
2021 [^]	0	0	0.0	0	0	0.0
2022 [^]	3	34	11.3	0	15	2.6
2023 [^]	7	38	5.4	0	11	2.9
2024 [^]	38	317	8.3	2	30	28.8
2025#	4	35	8.8	0	18	5.0
Career	52	424	8.2	2	30	8.8

[^] = Sacramento State / # = at Michigan State

► #7 BRANDON TULLIS

Year	G/GS	ATT	YDS.	AVG.	TD	LG	YPG
2024	8/0	7	20	2.9	0	9	2.5
2025	7/1	35	140	4.0	2	14	20.0
Career	15/1	42	160	3.8	2	14	10.7

Year	REC.	YDS.	AVG.	TD	LG	YPG
2024	0	0	0.0	0	0	0.0
2025	6	61	10.2	0	24	8.7
Career	6	61	10.2	0	24	4.1



2025 SPARTAN FOOTBALL GAME NOTES

WIDE RECEIVERS: SNAPSHOT

► ROSTER (13)

No.	Name	Yr.	Ht./Wt.	Hometown
8	Evan Boyd	R-So.	6-3/208	East Lansing, MI
0	Alante Brown	Gr.-6	5-11/196	Chicago, IL
3	Rodney Bullard Jr.	Gr.-5	6-0/186	Albany, GA
18	Atticus Carridine	R-So.	6-1/182	Ypsilanti, MI
17	Braylon Collier	Fr.	6-0/176	Sandusky, OH
20	Shawn Foster	R-So.	5-11/180	Grand Ledge, MI
89	Nick Hardy	Fr.	6-1/192	Birmingham, MI
1	Omari Kelly	Sr.	6-0/188	Trussville, AL
6	Nick Marsh	So.	6-3/203	Detroit, MI
13	Chrishon McCray	R-Jr.	5-10/171	Avon, IN
19	Charles Taplin	Fr.	6-0/178	Red Oak, TX
14	Bryson Williams	Fr.	6-1/219	Canton, MI
22	Jack Yanachik	R-So.	6-3/202	Rochester Hills, MI

► POSITION COACH

Courtney Hawkins (sixth season)

CAREER STATISTICS

► #8 EVAN BOYD

Year	G/GS	REC.	YDS.	AVG.	TD	LG	YPG
2023 [^]	4/1	0	0	0.0	0	0	0.0
2024 [^]	8/8	21	302	14.4	2	47	37.8
2025#	7/0	3	54	18.0	0	22	7.7
Career	19/9	24	356	14.8	2	47	18.7

[^] = at Central Michigan / # = at Michigan State

► #3 RODNEY BULLARD JR.

Year	G/GS	REC.	YDS.	AVG.	TD	LG	YPG
2023 [^]	14/9	44	566	12.9	7	48	40.4
2024 [^]	14/13	42	1,001	23.8	12	84	71.5
2025#	7/0	1	17	17.0	0	17	2.4
Career	35/22	87	1,584	18.2	19	84	45.3

[^] = at Valdosta State / # = at Michigan State

► #1 OMARI KELLY

Year	G/GS	REC.	YDS.	AVG.	TD	LG	YPG
2022 [^]	12/0	3	56	18.7	0	56	4.7
2023 [^]	7/0	2	45	22.5	0	40	6.4
2024 [%]	11/9	53	869	16.4	4	71	79.0
2025#	7/7	27	406	15.0	1	75	58.0
Career	37/16	85	1,376	16.2	5	75	37.2

[^] = at Auburn / % at MTSU / # = at Michigan State

► #6 NICK MARSH

Year	G/GS	REC.	YDS.	AVG.	TD	LG	YPG
2024	11/8	41	649	15.8	3	77	59.0
2025	7/7	36	404	11.2	5	41	57.7
Career	18/15	77	1,053	13.7	8	77	58.5

► #13 CHRISHON MCCRAY

Year	G/GS	REC.	YDS.	AVG.	TD	LG	YPG
2022 [^]	1/0	0	0	0.0	0	0	0.0
2023 [^]	9/6	41	610	14.9	4	42	67.8
2024 [^]	11/11	40	705	17.6	9	68	64.1
2025#	7/3	13	207	15.9	1	42	29.6
Career	28/20	94	1,522	16.2	14	68	54.4

[^] = at Kent State / # = at Michigan State



WIDE RECEIVERS



#8 EVAN BOYD • R-SO. • 6-3 • 208

East Lansing, Mich./Central Michigan/East Lansing High School

2025: 7 games, 3 catches, 54 yards, 18.0 avg., 0 TDs, 7.7 ypg

• Redshirt sophomore **Evan Boyd**, an East Lansing native, started eight games at Central Michigan in 2024 and had 21 catches for 302 yards and two touchdowns. He has three seasons of eligibility remaining.

• Had a season-best two receptions for 40 yards at Indiana (10/18).



#3 RODNEY BULLARD JR. • GR.-5 • 6-0 • 186

Albany, Ga./Valdosta State/Westover High School

2025: 7 games, 1 catch, 17 yards, 17.0 avg., 0 TDs, 2.4 ypg

• Fifth-year graduate senior **Rodney Bullard Jr.** was one of the best Division II receivers in the nation last season at Valdosta State, ranking sixth in the country in yards per catch (23.8 avg.), 10th in TD catches (12) and 17th in receiving yards (1,001; 71.5 ypg) while helping lead the Blazers to a 13-1 record and the D-II national championship game.

• A first-team All-Gulf South Conference selection, Bullard also led the league in

touchdown receptions, yards per catch and receiving yards. During the past two seasons (2023-24), Bullard hauled in 86 passes for 1,567 yards and 19 TDs.

• Bullard had an 8-yard rushing touchdown on an end around in the first quarter against Youngstown State, his first TD as a Spartan, and also had a 17-yard reception in the second quarter for his first catch at MSU.



#1 OMARI KELLY • SR. • 6-0 • 188

Trussville, Ala./MTSU/Auburn/Hewitt-Trussville High School

»BILETNIKOFF AWARD WATCH LIST

2025: 7 games/7 starts, 27 catches, 406 yards, 15.0 avg., 1 TD, 58.0 ypg

• Leads team in receiving yards (406) and ranks second in receptions (27).

• Also ranks second in the Big Ten in punt returns (19.7 avg.), boosted by an 83-yard return against Youngstown State; he has a total of 118 punt return yards on six returns.

• Established season single-game bests with six catches for 133 yards, including a career-long 75-yard touchdown reception, at No. 25 USC in the Big Ten opener on Sept. 20.

• Had four receptions for 60 yards and caught the game-winning 2-point conversion pass from Aidan Chiles in double overtime to help MSU past Boston College in Week 2.

• In his Spartan debut against Western Michigan in Week 1, caught a game-high seven passes for 75 yards while also returning a punt 20 yards.

• Kelly spent his freshman and sophomore seasons (2022-23) at Auburn before earning first-team All-Conference USA honors last season at Middle Tennessee State. Kelly entered the season on the Biletnikoff Award Watch List.



#6 NICK MARSH • SO. • 6-3 • 203

Detroit, Mich./River Rouge High School

2025: 7 games/7 starts, 36 catches, 404 yards, 11.2 avg., 5 TDs, 57.7 ypg

• Sophomore **Nick Marsh** was a standout in his first season in East Lansing, setting program records for most receptions (41) and receiving yards (649) by a true freshman in school history.

• Marsh currently leads the team and ranks tied for seventh in the Big Ten with five receiving touchdowns after the first seven games. He had a career-high two TD catches vs. BC (11 yards in first quarter; 41 yards in third quarter) as part of five overall receptions for 68 yards.

• The Detroit, Michigan, native ranks among the Big Ten leaders in TD catches (tied for seventh with five), receptions (tied for eighth with 36; 5.1 pg) and receiving yards (16th with 404 yards; 57.7 pg).

• During the Indiana game, Marsh surpassed 1,000 receiving yards for his career (77 catches for 1,053 yards in 18 collegiate games).



#13 CHRISHON MCCRAY • R-JR. • 5-10 • 171

Avon, Ind./Kent State/Avon High School

»BILETNIKOFF AWARD WATCH LIST

2025: 7 games/3 starts, 13 catches, 207 yards, 15.9 avg., 1 TD, 29.6 ypg

• A two-year starter at Kent State, **Chrishon McCray** has two seasons of eligibility remaining after catching 81 passes for 1,315 yards and 13 TDs the past two seasons with the Golden Flashes.

• He earned first-team All-MAC honors as a redshirt freshman in 2023 with 41 receptions for 610 yards and four TDs, and was a second-team choice in 2024 with 40 catches for 705 yards and nine TDs.

• Has caught 13 passes for 207 yards in his first seven games as a Spartan; had a 42-yard TD reception at No. 25 USC on Sept. 20.



OFFENSIVE LINE



#74 GAVIN BROSCIOUS • R-JR. • 6-4 • 308
Surprise, Ariz./Independence CC/Desert Edge High School

- Has started two games at left guard (vs. Western Michigan and Indiana); has played in all seven games.
- Has started four games in his career (two at RG in 2024; two at LG in 2025).
- Suffered a season-ending injury in Week 3 of last season.



#72 CALEB CARTER • GR.-5 • 6-3 • 305
Jacksonville, N.C./Western Carolina/Southwest Onslow High School

- Has started all seven games (five at left guard; two at right guard).
- Veteran offensive lineman and graduate transfer from Western Carolina has one season of eligibility remaining; has started 25 of his 43 career games.
- Played in 36 career games, including 18 starts, during his five years at Western Carolina (2020-24); transferred to Michigan State in January 2025.



#51 MATT GULBIN • GR.-5 • 6-4 • 312 • CO-CAPTAIN
Wilton, Conn./Wake Forest/Wilton High School
»RIMINGTON TROPHY WATCH LIST

- Graded the No. 2 overall center in the FBS (80.9) by Pro Football Focus.
- Has played every snap at center (461) the first seven games for the Spartans.
- Graduate transfer from Wake Forest has one season of eligibility remaining.
- Named to the Rimington Trophy Watch List for the nation's top center.
- Experienced lineman has played in 48 collegiate games, including 30 starts (11 at left guard, 11 at right guard, eight at center).



#58 CONNER MOORE • R-JR. • 6-5 • 306
Millbury, Ohio/Montana State/Lake High School

- FCS All-America transfer offensive tackle from Montana State has two seasons of eligibility remaining; rated one of the top 100 overall transfers in the nation by ESPN.com (No. 82).
- Started the first four games at right tackle; also played left tackle during the first two games and started at LT in the last three games (Nebraska, UCLA, Indiana).
- Played in 31 games for the Bobcats, including 28 consecutive starts on the offensive line (25 at left tackle, three at left guard).

- Dating back to his career at Montana State, has started 35 straight games.



#71 KRISTIAN PHILLIPS • R-JR. • 6-4 • 310
Conyers, Ga./Salem High School

- Offensive guard has played in 18 career games for the Spartans, including five starts (one at RG in 2024 season opener; four at RG in 2025).
- After starting 2024 season opener, missed the rest of the season due to an injury.
- Has played 240 snaps at right guard in the splitting time in the rotation the first six games; missed the Indiana game with an injury.



#65 STANTON RAMIL • R-SO. • 6-7 • 312
Binghamton, N.Y./Alabaster (Ala.) High School

- Started at left tackle the first four games of the season but has missed the last three games with an injury.
- Has played in 15 career games the past two seasons (2024-25) after redshirting in 2023, including 12 starting assignments at left tackle.



#73 RUSTIN YOUNG • R-FR. • 6-4 • 296
Honolulu, Hawai'i/St. Louis High School

- Second-year player started his first career game at right tackle at Indiana.
- Has played in all seven games; can play both right and left tackle.

► OFFENSIVE LINE NOTES

- Michigan State has started nine different offensive linemen this season.
- The Spartans have had five different starting combinations on the offensive line.

- Two players who started games this season, RG **Luka Vincic** and RT **Ashton Lepo**, have been ruled out for the season due to injury.

OFFENSIVE LINE: SNAPSHOT

► ROSTER (20)

No.	Name	Yr.	Ht./Wt.	Hometown
62	Justin Bell	Fr.	6-6/311	Macomb Twp., MI
74	Gavin Broschious	R-Jr.	6-4/308	Surprise, AZ
72	Caleb Carter	Gr.-5	6-3/305	Jacksonville, NC
56	Cole Dellinger	R-So.	6-4/293	Clarkston, MI
77	Andrew Dennis	R-Fr.	6-4/288	Mt. Pleasant, MI
51	Matt Gulbin	Gr.-5	6-4/312	Wilton, CT
50	Antonio Johnson	Fr.	6-4/307	Detroit, MI
55	Rakeem Johnson	R-Fr.	6-3/294	Boise, ID
66	Ashton Lepo	R-Jr.	6-7/316	Grand Haven, MI
75	Charlton Luniewski	R-Fr.	6-5/307	Cincinnati, OH
79	Mercer Luniewski	R-Fr.	6-6/320	Cincinnati, OH
58	Conner Moore	R-Jr.	6-5/306	Millbury, OH
76	Drew Nichols	Fr.	6-4/281	Murrieta, CA
71	Kristian Phillips	R-Jr.	6-4/310	Conyers, GA
65	Stanton Ramil	R-So.	6-7/312	Binghamton, NY
68	Rashawn Rogers	Fr.	6-6/335	Grand Rapids, MI
63	Payton Stewart	R-Fr.	6-6/308	Kelso, WA
54	Cooper Terpstra	R-So.	6-4/313	Holland, MI
70	Luka Vincic	R-Jr.	6-5/305	Bothell, WA
73	Rustin Young	R-Fr.	6-4/296	Honolulu, HI

► POSITION COACHES

Jim Michalczyk, offensive line coach/run game coordinator (second season)

Jacob Lail, assistant offensive line coach (fourth season)

TRACKING EXPLOSIVE PLAYS (20-PLUS YARDS)

Player	No.	TD	R	P	KR	PR	IR	FR
Omar Kelly	8	1	0	6	0	2	0	0
Chrishon McCray	4	1	0	4	0	0	0	0
Nick Marsh	4	1	0	4	0	0	0	0
Alante Brown	3	0	0	0	3	0	0	0
Aidan Chiles	3	0	3	0	0	0	0	0
Makhi Frazier	1	0	1	0	0	0	0	0
Jack Velling	1	0	0	1	0	0	0	0
Michael Masunas	1	1	0	1	0	0	0	0
Elijah Tau-Tolliver	1	1	1	0	0	0	0	0
Brandon Tullis	1	0	0	1	0	0	0	0
Evan Boyd	1	0	0	1	0	0	0	0
Totals	28	5	5	18	3	2	0	0

TOTAL: 28 (5 TDs)

Rushing: 5 (1 TD)

Passing: 18 (4 TDs)

Kickoff Returns: 3

Punt Returns: 2

Interception Returns: 0

Fumble Returns: 0

Blocked Kick Returns: 0

BY GAME:

WMU: 6 (0 TDs, 2 rush, 2 pass, 1 KR, 1 PR)

BC: 5 (1 TD, 3 pass, 2 KR)

YSU: 8 (2 TDs, 2 rush, 5 pass, 1 PR)

USC: 3 (2 TDs, 3 pass)

NEB: 1 (0 TDs, 1 pass)

UCLA: 2 (0 TDs, 2 pass)

IU: 3 (0 TDs, 2 pass, 1 rush)



2025 SPARTAN FOOTBALL GAME NOTES

TIGHT ENDS: SNAPSHOT

► ROSTER (9)

No.	Name	Yr.	Ht./Wt.	Hometown
48	Charlie Baker	R-Fr.	6-4/248	East Lansing, MI
44	Jay Coyne (FB)	R-Jr.	6-1/230	New York, NY
84	Wyatt Hook	R-Fr.	6-6/258	Cupertino, CA
81	Michael Masunas	R-Jr.	6-5/259	Tucson, AZ
82	Brennan Parachek	Jr.	6-5/251	Dexter, MI
88	Kai Rios	R-Jr.	6-6/263	Rock Island, IL
31	Jayden Savoury	Fr.	6-4/240	Canton, MI
12	Jack Velling	Sr.	6-5/245	Seattle, WA
41	Jaxson Wilson	R-So.	6-5/253	Hartland, MI

► POSITION COACHES

Brian Wozniak, tight ends coach (second season)
Cordale Grundy, assistant tight ends coach (second season)

CAREER STATISTICS

► #81 MICHAEL MASUNAS

Year	G/GS	REC.	YDS.	AVG.	TD	LG	YPG
2023	9/0	1	1	1.0	0	1	0.1
2024	4/4	4	37	9.3	0	22	9.3
2025	7/5	10	115	11.5	2	28	16.4
Career	20/9	15	153	10.2	2	28	7.7

► #82 BRENNAN PARACHEK

Year	G/GS	REC.	YDS.	AVG.	TD	LG	YPG
2023	8/0	6	55	9.2	0	17	6.9
2024	12/3	8	63	7.9	0	19	5.3
2025	4/0	0	0	0.0	0	0	0.0
Career	24/3	14	118	8.4	0	19	4.9

► #12 JACK VELLING

Year	G/GS	REC.	YDS.	AVG.	TD	LG	YPG
2022 ^	11/7	16	281	17.6	3	60	25.5
2023 ^	12/11	29	438	15.1	8	41	36.5
2024 #	12/10	36	411	11.4	1	34	34.3
2025 #	7/6	17	143	8.4	2	23	20.4
Career	42/34	98	1,273	13.0	14	60	30.3

^ at Oregon State / # at Michigan State



TIGHT ENDS



#81 MICHAEL MASUNAS • R-JR. • 6-5 • 259

Tucson, Ariz./Hamilton High School

2025: 7 games/5 starts, 10 catches, 115 yards, 11.5 avg., 2 TDs, 16.4 ypg

- Fourth-year player has played in 20 career games, making nine starts (four in 2024; five in 2025).
- Has career highs in receptions (10), receiving yards (115) and touchdowns (2) through the first seven games.
- Posted career highs for catches (3) and receiving yards (31) while hauling in his first career touchdown pass in the win over Boston College in Week 2.
- Had a career-long 28-yard reception for a touchdown in the victory over Youngstown State in Week 3.



#12 JACK VELLING • SR. • 6-5 • 245

Seattle, Wash./Oregon State/Seattle Prep School

»MACKEY AWARD WATCH LIST

2025: 7 games/6 starts, 17 catches, 143 yards, 8.4 avg., 2 TDs, 20.4 ypg

- Fourth-year senior was named to the Mackey Award Watch List for the second year in a row; also named to the Senior Bowl Top 300 List.
- Has hauled in 17 catches for 143 yards and two touchdowns this season.
- Tied his career high with six catches for 70 yards in the win over Youngstown State in Week 3.
- Has played in 42 collegiate games (23 at Oregon State from 2022-23; 19 at MSU from 2024-25).
- Productive tight end has 98 receptions for 1,273 yards and 14 touchdowns in his career.



► Senior tight end Jack Velling, who was named to the Mackey Award Watch List for the second year in a row, has caught 98 passes for 1,273 yards and 14 touchdowns in his 42-game collegiate career.



DEFENSIVE LINE



#88 RU'QUAN BUCKLEY • GR.-5 • 6-5 • 325
Grand Rapids, Mich./Nebraska/Godwin Heights High School
2025: 7 games/1 start, 4 tackles

- Graduate transfer from Nebraska is in his second year as a Spartan.
- Adds depth along the defensive front; has played in 28 collegiate games (nine at Nebraska; 19 at Michigan State in 2024-25)
- Started his first career game against UCLA (10/11).



#51 KEKAI BURNETT • R-FR. • 6-2 • 255
Honolulu, Hawai'i/Punahou High School
2025: 6 games/1 start, 6 tackles

- Second-year player has seen action in six games, including his first career start vs. UCLA.
- Has six tackles.
- Redshirted last season.



#99 QUINDARIUS DUNNIGAN • GR.-7 • 6-4 • 257 • CO-CAPTAIN
Chattanooga, Tenn./Middle Tennessee State/McCallie School
2025: 7 games/1 start, 11 tackles, 2.0 TFLs (12 yards), 0.5 sack (3 yards)

- Graduate transfer from Middle Tennessee State is in his second season as a Spartan.
- Voted a co-captain by his teammates.
- Started in the season opener vs. Western Michigan, his first start as a Spartan, and recorded two tackles with a half tackle for loss.

spent five seasons at Middle Tennessee State (2019-23), but did not play during the 2021 season due to an injury; has recorded 96 tackles, including 23 tackles for loss (82 yards) and seven sacks (40 yards) in his collegiate career.



#16 GRADY KELLY • SR.-5 • 6-2 • 295
Navarre, Fla./Florida State/Colorado State/Navarre High School
2025: 6 games/1 start, 11 tackles, 2.5 TFLs (6 yards), 0.5 sack (2 yards), 1 PBU, 1 FR

- Transfer from Florida State has one season of eligibility remaining; experienced defensive lineman has played in 44 collegiate games, including 23 starts.
- Has recorded 109 tackles, including 14 TFLs and four sacks, in his career.
- Spent three years at Colorado State (2021-23) before transferring to Florida State for the 2024 season.



#55 BEN ROBERTS • R-JR. • 6-2 • 335
Lakewood, Wash./Oregon/East (Utah) High School
2025: 6 games/5 starts, 10 tackles

- Interior defensive lineman has played in 25 collegiate games the past four seasons (nine games at Oregon from 2022-23; 16 games at MSU in 2024-25).
- Tied his career high with four tackles in the win over Boston College in Week 2.
- Named Spartan Lineman of the Game in victory over Youngstown State in Week 3.
- Has played in six games, including five starting assignments; DNP vs. UCLA.



#93 JALEN SATCHELL • R-SR. • 6-1 • 293
Springdale, Md./Old Dominion/Temple/The Avalon School
2025: 3 games, 3 tackles

- Experienced defensive lineman has played in 41 games over the past four seasons (16 at Temple from 2021-22; 11 at Old Dominion in 2023; 11 at MSU in 2024; three at MSU in 2025).
- Missed the first four games due to an injury, but returned to action in game five at Nebraska (10/4).

- Has 44 career tackles, including 4.0 for losses (23 yards) with two sacks.
- Has started in 10 games (one at Temple in 2021; three at Temple in 2022; six at ODU in 2023).

DEFENSIVE LINE: SNAPSHOT

► ROSTER (12)

No.	Name	Yr.	Ht./Wt.	Hometown
52	Mikeshun Beeler	R-Fr.	6-2/293	Chicago, IL
88	Ru'Quan Buckley	Gr.-5	6-5/325	Grand Rapids, MI
51	Kekai Burnett	R-Fr.	6-2/255	Honolulu, HI
99	Quindarius Dunnigan	Gr.-7	6-4/257	Chattanooga, TN
16	Grady Kelly	Sr.-5	6-2/295	Navarre, FL
75	Ben Nelson	R-Jr.	6-7/311	Holland, MI
55	Ben Roberts	R-Jr.	6-2/335	Lakewood, WA
93	Jalen Satchell	R-Sr.	6-1/293	Springdale, MD
98	Derrick Simmons	Fr.	6-3/297	Frankenmuth, MI
9	Jalen Thompson	Jr.	6-3/260	Detroit, MI
94	Cal Thrush	Fr.	6-4/247	U. Arlington, OH
91	Alex VanSumeren	R-Jr.	6-3/295	Bay City, MI

► POSITION COACHES

Legi Suiaunua, defensive line (second season)
 Antjuan Simmons, assistant defensive line (third season)

SEASON CAPTAINS

QB Aidan Chiles, DL Quindarius Dunnigan,
 LB Sam Edwards, OL Matt Gulbin, LB Jordan Hall

GAME CAPTAINS

Game	Captain(s)
Western Michigan	DB Armorian Smith
Boston College	P Ryan Eckley
Youngstown State	WR Alante Brown
USC	LB Darius Snow
Nebraska	WR Omari Kelly
UCLA	DB Malik Spencer
Indiana	LB Wayne Matthews III
Michigan	
Minnesota	
Penn State	
Iowa	
Maryland	

SPARTAN STREAKS

Consecutive Games Started at MSU

Aidan Chiles, QB	19
Alex Van Sumeren, DL	19

BIG TEN AVAILABILITY REPORTS

Players out for the season (injured):

- #18 DB Andrew Brinson IV (announced on Aug. 29)
- #15 DB Caleb Gash (announced on Sept. 6)
- #45 LB Brady Pretzlaff (announced on Sept. 20)
- #70 OL Luka Vincic (announced on Sept. 20)
- #11 EDGE Anelu Lafaele (announced on Oct. 11)
- #66 OL Ashton Lepo (announced on Oct. 18)



2025 SPARTAN FOOTBALL GAME NOTES

SPARTANS IN THE NFL

Michigan State has 17 former players listed on rosters for National Football League teams as of Sept. 2, 2025:



Joe Bachie, LB	Indianapolis Colts
Bryce Baringer, P	New England Patriots
Nathan Carter, RB	Atlanta Falcons
Jack Conklin, OT	Cleveland Browns
Kirk Cousins, QB	Atlanta Falcons
Connor Heyward, TE	Pittsburgh Steelers
Naquan Jones, DT	Los Angeles Chargers
Jalen Nailor, WR	Minnesota Vikings
Luke Newman, OL	Chicago Bears
Jayden Reed, WR	Green Bay Packers
Ben VanSumeren, FB	Philadelphia Eagles
Kenneth Walker III, RB	Seattle Seahawks
Cody White, WR	Seattle Seahawks

Practice Squad:

AJ Arcuri, OT	Los Angeles Rams
Nick Samac, C	Baltimore Ravens
Jordan Turner, LB	Denver Broncos

Active/Physically Unable to Perform:

Josh Butler, CB	Dallas Cowboys
-----------------	----------------

TRACKING TURNOVERS

Takeaways (5)	Qtr.	MSU Result
INT-Western Michigan (Matthews)	2	Missed FG
FUM-Boston College (Hall/A. Smith)	1	TD
INT-Youngstown State (A. Smith)	2	FG
FUM-USC (A. Smith/G. Kelly)	3	TD
INT-Nebraska (Hall)	3	TD
UCLA-None		
Indiana-None		
TOTAL: 5 takeaways for 24 points (4-for-5 scoring)		

Turnovers (8)	Qtr.	Opp. Result
FUM-Western Michigan (Chiles)	4	Punt
INT-Western Michigan (Milivojevic)	4	TD*
FUM-Boston College (Kelly)	1	Fumble
INT-Youngstown State (Chiles)	3	Missed FG
USC-None		
INT-Nebraska (Chiles)	2	Downs
INT-Nebraska (Chiles)	2	Punt
FUM-Nebraska (Edwards)	3	FG
FUM-UCLA (Chiles)	2	TD
Indiana-None		
TOTAL: 8 turnovers for 16 points (3-for-8 scoring)		

MSU: -3 turnovers (-0.429 margin), +8 points off turnovers (24-16)

*TD occurred on same play



DEFENSIVE LINE



#98 DERRICK SIMMONS • FR. • 6-3 • 297
Frankenmuth, Mich./Frankenmuth High School
2025: 3 games, 2 tackles

- Talented freshman made his collegiate debut against Western Michigan in Week 1.
- Has played a total of 35 snaps on the defensive line in the first three games.
- Ranked a four-star prospect by Rivals and 247Sports; rated one of the best overall prospects in the nation by 247Sports (No. 245); consensus No. 1 defensive tackle in the state of Michigan (247Sports, Rivals, On3, ESPN)



#9 JALEN THOMPSON • JR. • 6-3 • 260
Detroit, Mich./Cass Tech High School
2025: 6 games/5 starts, 16 tackles, 5.5 TFLs (40 yards), 2.0 sacks (17 yards)

- Junior defensive lineman has started in 21 of his 26 career games, including four as a true freshman in 2024, all 12 games as a sophomore in 2024, and five in 2025.
- Leads the team with 5.5 tackles for loss and tied for team lead with two sacks.
- Tied his career high with five tackles and 2.0 TFLs (25 yards) at Nebraska (10/4).
- DNP vs. UCLA due to an injury.



#91 ALEX VANSUMEREN • R-JR. • 6-3 • 295
Bay City, Mich./Garber High School
2025: 7 games/7 starts, 31 tackles, 2.0 TFLs (10 yards), 1.5 sacks (10 yards)

- Redshirt junior defensive lineman has started 19 consecutive games for the Spartans.
- Leads Spartan defensive line and ranks third on the team with a career-high 31 tackles.
- Named MSU's Defensive Player of the Week in win over Boston College in Week 2.
- Opened the year with five tackles against Western Michigan and was credited with an assisted tackle for loss on a safety.



EDGE/RUSH ENDS




#41 DAVID SANTIAGO • R-SO. • 6-4 • 253

Raleigh, N.C./Air Force/Millbrook High School

2025: 7 games, 14 tackles, 1.5 TFLs (6 yards), 1 sack (5 yards), 1 PBU

- Transfer from Air Force started 10 games for the Falcons in 2024 (38 tackles, 3.5 sacks, 5.0 TFLs).
- Has 14 tackles, 1.5 TFLs and a pass break-up in his first seven games as a Spartan.
- Recorded a season-high five stops vs. UCLA (10/11).
- Posted three tackles and a 5-yard sack at Nebraska (10/4).



#13 ISAAC SMITH • GR.-5 • 6-6 • 253

Wagoner, Okla./Texas Tech/Wagoner High School

2025: 7 games/7 starts, 14 tackles

- Graduate transfer from Texas Tech has played in 30 collegiate games, including 15 starts (eight at Texas Tech; seven at Michigan State).
- Has recorded 59 tackles, 6.5 TFLs and 3.5 sacks in his career.
- Has started his first seven games as a Spartan.



#44 CAM WILLIAMS • GR.-6 • 6-5 • 253

Loganville, Ga./Georgia State/Jacksonville State/Troy/Loganville High School

2025: 7 games, 11 tackles, 1.0 TFL (7 yards), 0.5 sack (3 yards), 1 PBU

- Graduate transfer is in his fourth school (Troy in 2020-21; Jacksonville State in 2022-23; Georgia State in 2024)
- Has played in 39 collegiate games and has 58 career tackles with 7.5 TFLs and 2.5 sacks.

RUSH ENDS: SNAPSHOT

► ROSTER (7)

No.	Name	Yr.	Ht./Wt.	Hometown
26	Stone Chaney	R-Fr.	6-4/245	Novi, MI
87	Luke DeJager	R-Fr.	6-3/246	Grand Rapids, MI
22	Tyler Gillison	R-Jr.	6-2/245	Pickerington, OH
11	Anelu Lafaele	R-Fr.	6-2/239	Kalihi, HI
41	David Santiago	R-So.	6-4/253	Raleigh, NC
13	Isaac Smith	Gr.-5	6-6/253	Wagoner, OK
44	Cam Williams	Gr.-6	6-5/253	Loganville, GA

► POSITION COACH

Chad Wilt (second season)

MSU'S ALL-TIME NIGHT GAMES AT SPARTAN STADIUM

Date	Opponent	Result
Sept. 7, 1987	No. 19 USC	W, 27-13
Sept. 12, 1998	No. 10 Notre Dame	W, 45-23
Sept. 2, 1999	Oregon	W, 27-20
Oct. 26, 2002	Wisconsin	L, 42-24
Sept. 18, 2004	Notre Dame	L, 31-24
Sept. 23, 2006	Notre Dame	L, 40-37
Oct. 13, 2007	Indiana	W, 52-27
Oct. 24, 2009	No. 7 Iowa	L, 15-13
Sept. 18, 2010	Notre Dame	W, 34-31 (OT)
Sept. 2, 2011	Youngstown State	W, 28-6
Oct. 22, 2011	No. 4 Wisconsin	W, 37-31
Aug. 31, 2012	No. 24 Boise State	W, 17-13
Sept. 15, 2012	No. 20 Notre Dame	L, 20-3
Aug. 30, 2013	Western Michigan	W, 26-13
Aug. 29, 2014	Jacksonville State	W, 45-7
Oct. 4, 2014	No. 19 Nebraska	W, 27-22
Nov. 8, 2014	No. 13 Ohio State	L, 49-37
Sept. 12, 2015	No. 7 Oregon	W, 31-28
Sept. 2, 2016	Furman	W, 28-13
Sept. 23, 2017	Notre Dame	L, 38-18
Aug. 31, 2018	Utah State	W, 38-31
Aug. 30, 2019	Tulsa	W, 28-7
Sept. 7, 2019	Western Michigan	W, 51-17
Sept. 25, 2021	Nebraska	W, 23-20 (OT)
Oct. 2, 2021	Western Kentucky	W, 48-31
Sept. 2, 2022	Western Michigan	W, 35-13
Sept. 1, 2023	Central Michigan	W, 31-7
Oct. 21, 2023	No. 2 Michigan	L, 0-49
Aug. 30, 2024	Florida Atlantic	W, 16-10
Sept. 28, 2024	No. 3 Ohio State	L, 38-7
Oct. 19, 2024	Iowa	W, 32-20
Nov. 22, 2024	Purdue	W, 24-17
Aug. 29, 2025	Western Michigan	W, 23-6
Sept. 6, 2025	Boston College	W, 42-40 (2OT)

All-Time Night Game Spartan Stadium Record:

25-9 (.735)

Record in Big Ten Games: 6-5

Record vs. Ranked Teams: 6-5

Record vs. Nonconference Opponents: 19-4

Record in Overtime Games: 3-0



2025 SPARTAN FOOTBALL GAME NOTES

LINEBACKERS: SNAPSHOT

► ROSTER (13)

No.	Name	Yr.	Ht./Wt.	Hometown
36	Leonard Ah You	Fr.	6-3/230	Laie, HI
17	Semaj Bridgeman	R-So.	6-2/231	Philadelphia, PA
35	Sam Edwards	Gr.-6	6-1/227	Williamston, MI
5	Jordan Hall	Jr.	6-3/238	Fredericksburg, VA
33	DiMari Malone	Fr.	6-1/235	Macomb Twp., MI
10	Wayne Matthews III	R-Sr.	6-2/230	Largo, MD
42	David Millikin	R-Jr.	5-11/213	Grayling, MI
8	Aisea Moa	R-Jr.	6-2/235	N. Ogden, UT
56	Chris Piwowarczyk	R-Fr.	6-0/238	Fenton, MI
45	Brady Pretzlaff	R-Fr.	6-3/237	Gaylord, MI
4	Marcellius Pulliam	Jr.	6-2/239	Tyrone, GA
23	Darius Snow	Gr.-6	6-1/230	Frisco, TX
40	DeJae (DJ) White	Fr.	6-2/219	Pontiac, MI

► POSITION COACHES

Joe Rossi, defensive coordinator/linebackers coach
(second season)
Andrew Bindelglass, assistant linebackers coach
(second season)

CAREER STATISTICS

► #5 JORDAN HALL

Year	G/GS	U	A	T	TFL	SACKS	INT	PBU	FR	FF
2023	12/6	31	36	67	7.5-49	4.5-42	0-0	1	0-0	1
2024	11/1	13	11	24	1-1	0-0	0-0	2	0-0	0
2025	7/7	26	25	51	3.5-10	2-8	1-0	0	0-0	1
Career	30/14	70	72	142	12-60	6.5-50	1-0	3	0-0	2

► #10 WAYNE MATTHEWS III

Year	G/GS	U	A	T	TFL	SACKS	INT	PBU	FR	FF
2021 ^A	3/0	0	0	0	0-0	0-0	0-0	0	0-0	0
2022 ^A	10/0	6	7	13	0-0	0-0	0-0	0	0-0	1
2023 ^A	13/13	38	97	135	9.5-63	3.5-32	0-0	31	55	3
2024 [#]	9/0	18	15	33	0-0	0-0	0-0	0	1-0	0
2025 [#]	7/7	15	26	41	2-5	0-0	1-0	0	0-0	0
Career	42/20	77	145	222	11.5-68	3.5-22	1-0	32	55	4

^A at Old Dominion | [#] at Michigan State

► #23 DARIUS SNOW

Year	G/GS	U	A	T	TFL	SACKS	INT	PBU	FR	FF
2020	6/0	2	1	3	0-0	0-0	0-0	0	0-0	0
2021	13/9	61	26	87	5.5-13	0-0	1-10	3	1-0	0
2022	1/1	1	1	2	0-0	0-0	0-0	0	0-0	0
2023	4/0	2	4	6	0-0	0-0	0-0	0	0-0	0
2024	12/2	11	18	29	1-1	0-0	0-0	0	0-0	0
2025	7/0	9	9	18	2.5-11	1-6	0-0	0	0-0	0
Career	43/12	86	59	145	9-25	1-6	1-10	3	1-0	0



LINEBACKERS



#5 JORDAN HALL • JR. • 6-3 • 238 • CO-CAPTAIN

Fredericksburg, Va./IMG Academy

2025: 7 games/7 starts, 51 tackles, 3.5 TFLs (10 yards), 2 sacks (8 yards)

- Voted a captain by his teammates.
- Leads team and ranks tied for 11th in the Big Ten with 51 tackles (7.3 pg).
- Also ranks second on the team with 3.5 TFLs and is tied for first with two sacks.
- Recorded a career-high 15 tackles, including nine solo stops, in the win over Boston College to earn Big Ten Defensive Player of the Week honors; also forced a fumble against the Eagles near the goal line that prevented a BC touchdown.
- Led MSU with eight tackles, 2.5 TFLs and one sack in season opener against Western Michigan.
- Nominated for the Allstate AFCA Good Works Team and the Allstate Wuerffel Trophy for his work in the community.
- Two-year letterwinner has 142 tackles, 12.0 tackles for loss and 6.5 sacks in 30 career games, including 14 starting assignments at linebacker.



#10 WAYNE MATTHEWS III • R-SR. • 6-2 • 230

Largo, Md./Old Dominion/Charles Herbert Flowers High School

2025: 7 games/7 starts, 41 tackles, 2.0 TFLs (5 yards), 1 INT

- Experienced linebacker has played in 42 collegiate games the past four seasons (26 at Old Dominion from 2021-23; 16 at MSU in 2024-25).
- Has recorded 222 career tackles, including 11.5 TFLs (68 yards) and 3.5 sacks (32 yards); also has three pass break-ups, four forced fumbles, two fumble recoveries and one interception.
- Ranks second on the team with 41 tackles.
- Named Spartan Defensive Player of the Game with a team-high 10 tackles vs. Youngstown State in Week 3.
- Posted six tackles and his first career interception against Western Michigan in Week 1.
- Ranked second in the Sun Belt Conference and 11th in the FBS with 135 tackles (10.4 avg.) during the 2023 season and was a third-team All-SBC selection.



#23 DARIUS SNOW • GR.-6 • 6-1 • 230

Frisco, Texas/Hebron High School

2025: 7 games, 18 tackles, 2.5 TFLs (11 yards), 1 sack (6 yards)

- Sixth-year graduate senior and three-year letterwinner has played in 43 career games, including 12 starts (nine in 2021, one in 2022, two in 2024).
- Has 145 career tackles, including 9.0 TFLs (25 yards).
- Four-time Academic All-Big Ten, three-time Big Ten Distinguished Scholar and two-time Academic All-District honoree; named to National Football Foundation Hampshire Honor Society in 2025.



► Junior co-captain linebacker Jordan Hall leads the team and ranks 11th in the Big Ten with 51 tackles (7.6 pg).



SECONDARY



#14 MALCOLM BELL • GR.-5 • 6-2 • 188

Montreal, Quebec/UConn/Clarkson Football North High School

2025: 7 games/6 starts, 20 tackles, 0.5 TFLs, 3 PBUs

- Graduate transfer from UConn has played in 40 collegiate games (33 at UConn with 20 starts from 2022-24; seven at MSU with six starts in 2025).
- Has started six games at cornerback while playing in all seven games.
- Tied for team lead with three pass break-ups; leads cornerbacks with 20 tackles.



#7 JOSHUA EATON • GR.-6 • 6-1 • 189

Houston, Texas/Texas State/Oklahoma/Aldine MacArthur High School

2025: 7 games/6 starts, 15 tackles, 2 PBUs

- Veteran defensive back and graduate transfer from Texas State has one season of eligibility remaining; has played in 51 collegiate games over the past six seasons (19 games at Oklahoma from 2020-22; 25 games at Texas State from 2023-24; seven at MSU in 2025), including 26 starts at cornerback (20 at Texas State; six at MSU)
- Has played in all seven games, including six starts at cornerback.



#1 NIKAI MARTINEZ • SR. • 5-11 • 195

Apopka, Fla./UCF/Apopka High School

2025: 2 games/2 starts, 9 tackles

- Fourth-year senior defensive back has played in 41 collegiate games the past four seasons (27 at UCF in 2022-23; 14 at MSU in 2024-25).
- Started all 12 games at safety for the Spartans in 2024.
- Has only played in two games, both starts (Week 3 vs. YSU and Week 4 vs. USC).
- Named to the Senior Bowl Top 300 List.

- Has collected 135 tackles in his career, including 5.5 tackles for loss (18 yards) and one sack (7 yards); also has five career pass break-ups and five interceptions (156 yards).



#25 CHANCE RUCKER • R-SO. • 6-1 • 179

Denton, Texas/Ryan High School

2025: 6 games/1 start, 7 tackles, 2 PBUs

- Redshirt sophomore has played in 21 career games for the Spartans, including 10 starts (eight in 2023; one in 2024; one in 2025).
- Started eight games at cornerback as a true freshman in 2023 but missed 10 games last season due to injury.



#19 ARMORION SMITH • R-SR. • 6-1 • 212

Detroit, Mich./Cincinnati/River Rouge High School

2025: 7 games/5 starts, 25 tackles, 1 INT, 1 FR, 1 FF

- Fifth-year safety is in his third season at Michigan State after transferring from Cincinnati; has played in 30 collegiate games (12 at UC in 2022; 18 at MSU from 2023-25).
- Has played in all seven games with five starts (three at safety; two at nickelback).
- Had his first interception as a Spartan and second of his career in Week 3 vs. YSU.
- Recorded a career-high eight tackles, recovered a fumble, and broke up a pass on

a 2-point conversion play in overtime against Boston College in Week 2.

- Nominated for the 2024 Capital One Orange Bowl-FWAA Courage Award.
- Named to the 2025 Comeback Player of the Year Watch List.



#43 MALIK SPENCER • SR. • 6-1 • 191

Buford, Ga./Buford High School

2025: 7 games/7 starts, 29 tackles, 3 TFLs (22 yards), 2 sacks (21 yards), 3 PBUs

- Three-year letterwinner has played in 33 games with 24 starts at safety the past four seasons (2022-25) for the Spartans; has started all seven games this season.
- Has 150 career tackles, 6.0 tackles for loss and 11 pass break-ups, along with one interception and two forced fumbles.



#2 AYDAN WEST • FR. • 5-11 • 190

Gaithersburg, Md./Quince Orchard High School

2025: 7 games/1 start, 4 tackles, 1 PBU

- True freshman cornerback has played in all seven games with one start (vs. UCLA).
- Has recorded four tackles and one pass break-up.
- Has played 120 snaps on defense and 43 on special teams for the Spartans.

SECONDARY: SNAPSHOT

► ROSTER (25)

No.	Name	Yr.	Ht./Wt.	Hometown
14	Malcolm Bell	Gr.-5	6-2/188	Montreal, QC
18	Andrew Brinson IV	So.	6-1/182	Tampa, FL
0	NiJhay Burt	Sr.	5-11/189	Homestead, PA
27	Devynn Cromwell	Gr.-6	6-0/200	Toronto, ONT
12	Justin Denson Jr.	So.	6-2/194	Providence, RI
38	Dorian Davis	R-Jr.	6-0/198	Detroit, MI
7	Joshua Eaton	Gr.-6	6-1/189	Houston, TX
31	Deuce Edwards	Fr.	6-0/190	Richmond, VA
15	Caleb Gash	R-So.	6-0/189	South Lyon, MI
30	Aveon Grose	R-Jr.	5-11/195	Mansfield, OH
3	Jeremiah Hughes	Jr.	6-0/191	Pine Bluff, Ark.
34	Khalil Majeed	Gr.-5	5-11/197	Moorestown, NJ
1	Nikai Martinez	Sr.	5-11/195	Apopka, FL
29	George Mullins	Fr.	6-2/191	Webster, FL
28	Dontavious Nash	Gr.-5	6-2/186	Gastonia, NC
24	Anthony Pinnacle III	R-Jr.	6-0/160	Ypsilanti, MI
21	Tracy Revels	R-So.	6-1/184	Texarkana, TX
25	Chance Rucker	R-So.	6-1/179	Denton, TX
19	Armorion Smith	R-Sr.	6-1/212	Detroit, MI
43	Malik Spencer	Sr.	6-1/191	Buford, GA
2	Aydin West	Fr.	5-11/190	Gaithersburg, MD
39	Elisha West	R-Fr.	5-11/194	Gaithersburg, MD
20	Keshawn Williams	R-Fr.	6-0/182	Murfreesboro, TN
6	Ade Willie	Sr.	6-1/190	Baltimore, MD
32	Evan Young	Fr.	6-0/192	Lufkin, TX

► POSITION COACHES

Blue Adams, secondary (second season)

James Adams, safeties (first season)

Chris Gordon, assistant defensive backs (third season)

LONG PLAYS

Rushing:

64, Chiles vs. Indiana (10/18)

Rushing TD:

16, Chiles vs. Nebraska (10/4)

Passing:

75, Chiles to O. Kelly vs. USC (9/6)

Passing TD:

75, Chiles to O. Kelly vs. USC (9/6)

Punt Return:

83, O. Kelly vs. Youngstown State (9/13)

Kick Return:

63, Brown vs. Boston College (9/6)

Interception Return:

-

Fumble Return:

-

Punt:

60, Eckley vs. Boston College (9/6)

Field Goal:

50, Connington vs. Boston College (9/6)

* Touchdown | ^ School record



2025 SPARTAN FOOTBALL GAME NOTES

SPECIALISTS: SNAPSHOT

► ROSTER (7)

No.	Name (Pos.)	Yr.	Ht./Wt.	Hometown
40	Tarik Ahmetbasic (K)	R-So.	6-2/214	Clinton Twp., MI
29	Martin Connington (K)	R-Fr.	6-0/204	Meridian, ID
96	Ryan Eckley (P)	R-Jr.	6-2/207	Lithia, FL
47	Kaden Schickel (LS)	Gr.-5	6-2/210	Fredericksburg, VA
86	Blake Sislo (K)	Sr.-5	6-0/185	Dexter, MI
48	Carson Voss (P)	R-Sr.	6-1/172	Dansville, MI
87	Jack Wills (LS)	Fr.	6-2/217	Hudsonville, MI

► POSITION COACHES

Keith Bhonapha, co-special teams coordinator (second season)

Chad Wilt, co-special teams coordinator (second season)

Joe Begnal, assistant special teams coordinator (second season)

BIG TEN/FBS LEADERS

Here's a glance at how Michigan State ranks among the Big Ten/FBS individual stat leaders in 2025:

Individual Statistics (FBS Top 50)

Fumbles Recovered:

Armorion Smith (4th/30th with 1)

Grady Kelly (4th/30th with 1)

Points Responsible For Per Game:

Aidan Chiles (7th/49th at 13.1 per game)

Receiving TDs:

Nick Marsh (7th/23rd with 5)

Receptions Per Game:

Nick Marsh (8th/45th with 5.14)



SPECIALISTS



#29 K MARTIN CONNINGTON • R-FR. • 6-2 • 204

Meridian, Idaho • Mountain View High School

2025: 7-for-9 FGs (.778), 15-for-16 PATs (.938)

• Made his collegiate debut in Week 2 against Boston College and made an immediate impact; in his first play as a Spartan, drilled a 50-yard field goal to tie the game at 24 in the third quarter, then followed with a 39-yarder in the fourth quarter to give MSU a 27-24 lead.

• Is 7-for-9 on field-goal attempts and 15-for-16 on PATs in his first six games of action; his only misses are from 50-plus yards (56 at USC; 50 at Indiana).

• Redshirted his freshman season in 2024 and did not see game action; was limited in preseason camp due to an injury.



#96 P RYAN ECKLEY • R-JR. • 6-2 • 207

Lithia, Fla./Newsome High School

»RAY GUY AWARD WATCH LIST • PRESEASON ALL-AMERICAN

2025: 51.3-yard average, 9 inside 20, 5 inside 10, 13 50-plus yards

• Preseason All-American (second team, AP and Walter Camp Football Foundation)

• Named to Ray Guy Award Watch List for second straight year.

• Eckley has showed why he is one of the best punters in the nation in the first seven games of the season. Although he doesn't meet the NCAA stat minimums, Eckley would rank No. 1 in the FBS with his 51.3-yard punting average.


• He also ranks first in the Big Ten in 50-yard plus punts (13) and tied for fourth with nine punts inside the 20.

• Eckley has dropped six punts inside the opponents' 10-yard line, including three at the 1 and one at the 2.

• Was named the Ray Guy Award National Punter of the Week following his performance against Boston College in Week 2. He had two punts downed at the 1, and all three of his punts were downed inside the 20, for 0 return yards. He finished with a 54.7 yards per punt average, starting his night with a 60-yarder in the first quarter that was downed at the BC 12, then adding a 55-yarder downed at the 1 early in the fourth quarter and topping his punting night with a 49-yarder downed at the 1 on the second-to-last play of regulation.

• Eckley has a career punting average of 48.0 yards per punt (120 punts for 5,755 yards), which would rank No. 1 in school history (current record: Bryce Baringer, 46.0 avg.). That average also ranks No. 1 among current active players in the FBS.

• Handled punting, kickoffs and long field goals in the season opener vs. Western Michigan; averaged 51.3 yards per punt with four inside the 20 and two inside the 10, and averaged 64.5 yards on kickoffs in his first game as the kickoff specialist.



#86 K BLAKE SISLO • SR.-5 • 6-0 • 185


Dexter, Mich./Davenport/Dexter High School

2025: 6-for-6 PATs

• Fifth-year senior kicker joined the Spartans during preseason camp.

• Was 3-for-3 on point-after attempts in his collegiate debut in Week 1 vs. WMU, and followed that effort by going 3-for-3 in PATs in Week 2 vs. Boston College.

• Previously attended Davenport and played for the Panthers from 2021-23, but did not see game action; did not play during the 2024 season.



#87 LS JACK WILLS • FR. • 6-2 • 217

Hudsonville, Mich./Hudsonville High School

• True freshman long snapper made his collegiate debut against Western Michigan in Week 1; has started the first seven games.



SPARTAN FOOTBALL PROGRAM & PERSONNEL NOTES

► HERE'S WHO'S BACK

• The Spartans returned 34 letterwinners from last season's team, including 21 on defense, 10 on offense and three on special teams. In addition, MSU had 20 position players returning with starting experience wearing the Green and White, including 10 on offense and 10 on defense.

• Michigan State had 69 players overall returning in 2025 and 48 newcomers (24 transfers, 23 freshman, one previous MSU student).

► SEVERAL SPARTANS EARN PRESEASON HONORS ENTERING 2025 SEASON

Several Michigan State Spartans earned preseason honors entering the 2025 season.

- QB **Aidan Chiles** (Johnny Unitas Golden Arm Award Watch List)
- P **Ryan Eckley** (Ray Guy Award Watch List; Senior Bowl Top 300 List; Preseason All-American: Walter Camp, second team; AP, second team; Phil Steele, third team; Athlon Sports, fourth team; Preseason All-Big Ten: Phil Steele, first team; USA TODAY, first team; Athlon Sports, second team)
- OL **Matt Gulbin** (Rimington Trophy Watch List)
- LB **Jordan Hall** (AFCA Good Works Team nominee; Wuerffel Trophy Watch List)
- WR **Omari Kelly** (Biletnikoff Award Watch List)
- WR **Nick Marsh** (Preseason All-Big Ten: The Athletic, second team; Athlon Sports, third team)
- DB **Nikai Martinez** (Senior Bowl Top 300 List)
- WR **Chrishon McCray** (Biletnikoff Award Watch List)
- DB **Armorion Smith** (Comeback Player of the Year Watch List)
- TE **Jack Velling** (Mackey Award Watch List; Senior Bowl Top 300 List; Preseason All-Big Ten: The Athletic, second team; Phil Steele and Athlon Sports, third team)

► SPARTANS WELCOME 24 TRANSFERS TO 2025 ROSTER

• The Spartans welcomed 24 transfers to the 2025 roster. Sixteen transfers joined the team in January and participated in spring practice, while eight transfers arrived to campus over the summer.

Here's a breakdown of the incoming transfers by position:

OFFENSE (10)

- »WR (4): R-So. Evan Boyd (Central Michigan), Gr.-5 Rodney Bullard Jr. (Valdosta State), Sr. Omari Kelly (Middle Tennessee State), R-Jr. Chrishon McCray (Kent State)
- »OL (4): Gr.-5 Caleb Carter (Western Carolina), Gr.-5 Matt Gulbin (Wake Forest), R-Jr. Conner Moore (Montana State), R-Jr. Luka Vincic (Oregon State)

»TE (1): R-Jr. Kai Rios (Indiana State)

»RB (1): Sr.-5 Elijah Tau-Tolliver (Sacramento State)

DEFENSE (14)

»DL (1): Sr.-5 Grady Kelly (Florida State)

»EDGE (4): R-Fr. Anelu Lafaele (Wisconsin), R-So. David Santiago (Air Force) Gr.-5 Isaac Smith (Texas Tech), Gr.-6 Cam Williams (Georgia State)

»LB (1): R-Jr. Aisea Moa (BYU)

»DB (8): Gr.-5 Malcolm Bell (UConn), Sr. Nijhay Burt (Eastern Illinois), Sr.-6 Devynn Cromwell (Texas Tech), Gr.-6 Joshua Eaton (Texas State), Gr.-5 Dontavius Nash (East Carolina), R-Jr. Anthony Pinnace III (UTSA), R-So. Tracy Revels (Bowling Green), R-Fr. Elisha West (Merrimack)

Additional Transfer Breakdown:

By Class:

- Seniors (Graduate/Sixth-Year/Fifth-Year/Fourth-Year): 13
- Redshirt Juniors: 6
- Redshirt Sophomores: 3
- Redshirt Freshmen: 2

FUTURE SCHEDULES

2026

Sept. 5: TOLEDO
Sept. 12: EASTERN MICHIGAN
Sept. 19: at Notre Dame

BIG TEN GAMES (DATES TBA):
Home (5): Illinois, Nebraska, Northwestern, Oregon, Washington

Away (4): Michigan, Rutgers, UCLA, Wisconsin

2027

Sept. 11: CENTRAL MICHIGAN
Sept. 18: NOTRE DAME

BIG TEN GAMES (DATES TBA):
Home (4): Indiana, Michigan, Rutgers, Wisconsin

Away (5): Northwestern, Ohio State, Penn State, Purdue, Washington

2028

Sept. 2: WESTERN MICHIGAN

BIG TEN GAMES (DATES TBA):
Home (5): Iowa, Minnesota, Penn State, Purdue, USC

Away (4): Illinois, Maryland, Michigan, Oregon

OTHER NONCONFERENCE DATES

Aug. 31, 2030: CENTRAL MICHIGAN
Aug. 30, 2031: WESTERN MICHIGAN
Sept. 11, 2032: at BYU



2025 SPARTAN FOOTBALL GAME NOTES

MSU'S ALL-TIME OVERTIME RESULTS

Date	Opponent	Result
10/10/1998	Indiana (2OT)	W, 38-31
10/30/2004	at Michigan (3OT)	L, 37-45
9/17/2005	at Notre Dame	W, 44-41
10/1/2005	Michigan	L, 31-34
10/6/2007	Northwestern	L, 41-48
10/27/2007	at Iowa (2OT)	L, 27-34
10/3/2009	Michigan	W, 26-20
9/18/2010	Notre Dame	W, 34-31
1/2/2012	vs. Georgia (3OT)	W, 33-30
10/13/2012	Iowa (2OT)	L, 16-19
10/27/2012	at Wisconsin	W, 16-13
10/1/2016	at Indiana	L, 21-24
10/28/2017	at Northwestern (3OT)	L, 31-39
9/25/2021	Nebraska	W, 23-20
10/15/2022	Wisconsin (2OT)	W, 34-28
11/19/2022	Indiana (2OT)	L, 31-39
9/6/2025	Boston College (2OT)	W, 42-40

All-Time Overtime Record: 9-8 (.529)

Home Overtime Record: 6-4 (.600)

Road Overtime Record: 2-4 (.333)

Neutral/Bowl Overtime Record: 1-0 (1.000)

2025 HONORS & AWARDS

#2 AIDAN CHILES (Jr., QB)

- Johnny Unitas Golden Arm Award Watch List
- Big Ten Co-Offensive Player of the Week (vs. BC)
- Manning Award Stars of the Week (vs. BC)
- Davey O'Brien Award Great "8" (vs. BC)

#96 RYAN ECKLEY (R-Jr., P)

- Ray Guy Award National Punter of the Week (vs. BC)
- Ray Guy Award "Ray's 8" (vs. Western Michigan)
- Ray Guy Award Watch List
- Senior Bowl Top 300 List
- Walter Camp Preseason All-American (second team)
- AP Preseason All-American (second team)
- Phil Steele Preseason All-American (third team)
- USA TODAY Preseason All-Big Ten (first team)
- Phil Steele Preseason All-Big Ten (first team)
- Athlon Sports Preseason All-Big Ten (second team)

#51 MATT GULBIN (Gr.-5, OL)

- Rimington Trophy Watch List

#5 JORDAN HALL (Jr., LB)

- Big Ten Defensive Player of the Week (vs. BC)
- AFCA Good Works Team nominee
- Wuerffel Trophy Watch List

#1 OMARI KELLY (Sr., WR)

- Biletnikoff Award Watch List

#6 NICK MARSH (Fr., WR)

- The Athletic Preseason All-Big Ten (second team)
- Athlon Sports Preseason All-Big Ten (third team)

#1 NIKAI MARTINEZ (Sr., DB)

- Senior Bowl Top 300 List

#13 CHRISHON McCRAY (R-Jr., WR)

- Biletnikoff Award Watch List

#19 ARMORION SMITH (R-Sr., DB)

- Comeback Player of the Year Watch List

#12 JACK VELLING (Sr., TE)

- Mackey Award Watch List
- Senior Bowl Top 300 List
- The Athletic Preseason All-Big Ten (second team)
- Phil Steele Preseason All-Big Ten (third team)
- Athlon Sports Preseason All-Big Ten (third team)

► SPARTANS ANNOUNCE CAPTAINS FOR 2025 SEASON

• Michigan State head football coach **Jonathan Smith** announced the team captains for the 2025 season following the completion of preseason camp on Aug. 18. The five captains – junior quarterback **Aidan Chiles**, graduate senior defensive lineman **Quindarius Dunnigan**, graduate senior linebacker **Sam Edwards**, graduate senior offensive lineman **Matt Gulbin** and junior linebacker **Jordan Hall** – were voted by their teammates.

• Chiles is the first Spartan to be voted a captain in consecutive seasons since **Xavier Henderson** and **Payton Thorne** in 2021-22.

► MICHIGAN STATE ONE OF THE WINNINGEST FBS PROGRAMS IN HISTORY

• Michigan State is one of 36 programs in the FBS to win more than 700 games. The Spartans currently rank tied for No. 28 all-time with 738 victories (all-time record: 738-498-44, .594).

• Michigan State is in its 129th season of football in 2025 and has won six National Championships (1951, 1952, 1955, 1957, 1965, 1966) and nine Big Ten Championships (1953, 1965, 1966, 1978, 1987, 1990, 2010, 2013, 2015).

• Michigan State has finished in the final AP Top 25 rankings 28 times, including 17 finishes in the Top 10.

► ALL IN THE FAMILY

• Michigan State has a deep family legacy on the 2025 roster, from siblings to fathers to relatives. In fact, 15 players and two staff members have direct family connections who played Spartan football, or are alumni of the program.

Legacy: **Evan Boyd** (brother Ethan); **Jace Clarizio** (father Craig); **Deuce Edwards** (cousin Felton Davis III); **Shawn Foster** (father Shawn); **Tyler Gillison** (brother Trent); **Aveon Grose** (brother Angelo); **Chris Piowarczyk** (father Chris); **Blake Sislo** (father Mike); **Darius Snow** (uncle Percy); **Alex VanSumeren** (brother Ben); **Jaxson Wilson** (father Travis).

Siblings: **Charlton/Mercer Luniewski** (twins), **Aydan/Elisha West** (brothers)

Alumni: WR coach **Courtney Hawkins** (WR from 1988-91), Assistant DL Coach **Antjuan Simmons** (LB from 2017-20)

► SPARTANS BOAST 17 GRADUATES ON 2025 ROSTER

• Michigan State has 17 graduates on its 2025 roster:

Malcolm Bell (UConn, graduate transfer)
Alante Brown (Michigan State)
Ru'Quan Buckley (Nebraska, graduate transfer)
Rodney Bullard Jr. (Valdosta State, graduate transfer)
Caleb Carter (Western Carolina, graduate transfer)
Devynn Cromwell (Texas Tech, graduate transfer)
Quindarius Dunnigan (MTSU, graduate transfer)
Joshua Eaton (Texas State, graduate transfer)
Ryan Eckley (Michigan State)
Sam Edwards (Michigan State)
Matt Gulbin (Wake Forest, graduate transfer)
Khalil Majeed (Michigan State)
Dontavius Nash (East Carolina, graduate transfer)
Kaden Schickel (Michigan State)
Isaac Smith (Texas Tech, graduate transfer)
Darius Snow (Michigan State)
Cam Williams (Jacksonville State, graduate transfer)



► MARK DANTONIO INDUCTED INTO MICHIGAN STATE ATHLETICS HALL OF FAME

• **Mark Dantonio**, the winningest coach in Michigan State football history, was selected to the Michigan State Athletics Hall of Fame Class of 2025. The induction ceremony was held on campus on Sept. 12.

• Dantonio was elected to the College Football Hall of Fame Class of 2024. He was also named to the Class of 2024 for the Rose Bowl Hall of Fame. His On-Campus Salute by the National Football Foundation was Sept. 28, 2024, for the Ohio State game, when he also had his name added to the Spartan Stadium Ring of Fame.

• After a storied 13 seasons as head coach of the Michigan State football program, Dantonio retired as the winningest coach in Spartan history on Feb. 4, 2020. Dantonio finished his career with a record of 114-57 (.667) in East Lansing and 132-74 (.641) in 16 seasons overall (2004-19). During his time at the helm of the Spartan program from 2007-19, Dantonio compiled an impressive list of accomplishments, including three Big Ten Championships (2010, 2013, 2015), two victories in the Big Ten Championship Game (2013, 2015), victories in the 2014 Rose Bowl and the 2015 Cotton Bowl, and an appearance in the 2015 College Football Playoff.

• Beyond his record for most victories at MSU, Dantonio won more Big Ten Championships (three) and bowl games (six) than any other coach in school history, while also ranking first with 12 bowl appearances. His .639 (69-39) winning percentage in Big Ten games is a school record, while he stands second in Big Ten wins (69), home wins (67), AP Top 25 finishes (seven) and AP Top 25 wins (21).

► SPARTANS WELL REPRESENTED IN COLLEGE FOOTBALL HALL OF FAME

• **Nick Saban**, who posted a 34-24-1 record as head coach at Michigan State from 1995-99, was elected to the College Football Hall of Fame as part of the 2025 Class.

• Saban is the sixth former Spartan head coach to enter the Hall of Fame, joining **Charlie Bachman**, **Mark Dantonio**, **Duffy Daugherty**, **Clarence "Biggie" Munn** and **Frank "Muddy" Waters**.

• Prior to being named the Michigan State head coach on Dec. 3, 1994, Saban previously coached at MSU, serving as the defensive coordinator and defensive backs coach from 1983-87, helping the Spartans to the 1987 Big Ten and 1988 Rose Bowl championships.

• In addition to the six former head coaches, 10 former Michigan State players are in the College Football Hall of Fame: halfback/punter **John Pingel** (inducted in 1968), tackle **Don Coleman** (1975), linebacker **George Webster** (1987), defensive end **Bubba Smith** (1988), safety **Brad Van Pelt** (2001), wide receiver **Gene Washington** (2011), linebacker **Percy Snow** (2013), running back **Clinton Jones** (2015), wide receiver **Kirk Gibson** (2017) and running back **Lorenzo White** (2019).

► 2025 OPPONENTS UPDATE

Date vs.

MSU	Opponent	Last Game Result	Next Game
Aug. 29	Western Michigan (4-3)	vs. Ball State (W, 42-0)	vs. Miami-Ohio
Sept. 6	Boston College (1-6)	vs. UConn (L, 38-23)	at Louisville
Sept. 13	Youngstown State (4-3)	at Illinois State (W, 40-35)	vs. Murray State
Sept. 20	USC (5-2)	at Notre Dame (L, 34-24)	at Nebraska (11/1)
Oct. 4	at Nebraska (5-2)	at Minnesota (L, 24-6)	vs. Northwestern
Oct. 11	UCLA (3-4)	vs. Maryland (W, 20-17)	at Indiana
Oct. 18	at Indiana (7-0)	vs. Michigan State (W, 38-13)	vs. UCLA
Oct. 25	Michigan (5-2)	vs. Washington (W, 24-7)	at Michigan State
Nov. 1	at Minnesota (5-2)	vs. Nebraska (W, 24-6)	at Iowa
Nov. 15	Penn State (3-4)	at Iowa (L, 25-24)	at Ohio State
Nov. 22	at Iowa (5-2)	vs. Penn State (W, 25-24)	vs. Minnesota
Nov. 29	vs. Maryland (4-3)	at UCLA (L, 20-17)	vs. Indiana (11/1)

TOP SINGLE-GAME PERFORMANCES (current; at MSU only)

► PASSING

#2 Jr. QB Aidan Chiles

Yds.	Opponent (C-A-I)	Date
363	Maryland (24-38-2)	9/7/24
270	Youngstown State (22-29-1)	9/13/25
256	Illinois (23-40-1)	11/16/24
256	Iowa (22-30-1)	10/19/24
243	Indiana (22-33-0)	10/18/25
241	Boston College (17-35-3)	9/21/24
231	Boston College (19-29-0)	9/6/25
212	USC (12-21-0)	9/20/25

► RECEIVING

#1 Sr. WR Omari Kelly

Yds.	Opponent (Catches)	Date
133	USC (6)	9/20/25

#6 So. WR Nick Marsh

Yds.	Opponent (Catches)	Date
194	Maryland (8)	9/7/24
113	Iowa (8)	10/19/24

► RUSHING

#5 So. RB Makhi Frazier

Yds.	Opponent (Carries)	Date
103	Western Michigan (14)	8/29/25

► TACKLES

#5 Jr. LB Jordan Hall Tackles

Total	Opponent (S-A)	Date
15	Boston College (9-6)	9/6/25

#10 Sr.-5 LB Wayne Matthews III Tackles

Total	Opponent (S-A)	Date
10	Youngstown State (4-6)	9/13/25

#23 Gr.-6 LB Darius Snow Tackles

Total	Opponent (S-A)	Date
16	Ohio State (13-3)	11/20/21
13	Purdue (11-2)	11/6/21
10	Michigan (6-4)	10/30/21

#43 Sr. DB Malik Spencer Tackles

Total	Opponent (S-A)	Date
11	Michigan (4-7)	10/21/23
10	Indiana (8-2)	11/18/23



2025 SPARTAN FOOTBALL NUMERICAL ROSTER

No.	Name	Pos.	Ht.	Wt.	Elig.	Cl.	Exp.	Hometown (Previous School)
0	Alante Brown	WR	5-11	196	Sr.	Gr.-6	1L	Chicago, Ill. (Nebraska)
0	NiJhay Burt	DB	5-11	189	Sr.	Sr.	TR	Homestead, Pa. (Eastern Illinois)
1	Omari Kelly	WR	6-0	188	Sr.	Sr.	TR	Trussville, Ala. (Middle Tennessee State)
1	Nikai Martinez	DB	5-11	195	Sr.	Sr.	1L	Apopka, Fla. (UCF)
2	Aidan Chiles	QB	6-3	225	Jr.	Jr.	1L	Long Beach, Calif. (Oregon State)
2	Aydan West	DB	5-11	190	Fr.	Fr.	HS	Gaithersburg, Md. (Quince Orchard)
3	Rodney Bullard Jr.	WR	6-0	186	Sr.	Gr.-5	TR	Albany, Ga. (Valdosta State)
3	Jeremiah Hughes	DB	6-0	191	Jr.	Jr.	1L	Pine Bluff, Ark. (LSU)
4	Marcellius Pulliam	LB	6-2	239	Jr.	Jr.	1L	Tyrone, Ga. (Miami)
4	Elijah Tau-Tolliver	RB	6-1	211	Sr.	Sr.-5	TR	Sparks, Nev. (Sacramento State)
5	Makhi Frazier	RB	5-10	218	So.	So.	1L	McKinney, Texas (McKinney)
5	Jordan Hall	LB	6-3	238	Jr.	Jr.	2L	Fredericksburg, Va. (IMG Academy)
6	Nick Marsh	WR	6-3	203	So.	So.	1L	Detroit, Mich. (River Rouge)
6	Ade Willie	DB	6-1	190	Sr.	Sr.	3L	Baltimore, Md. (IMG Academy)
7	Joshua Eaton	DB	6-1	189	Sr.	Gr.-6	TR	Houston, Texas (Texas State)
7	Brandon Tullis	RB	6-1	227	So.	So.	1L	Dallas, Texas (Memorial)
8	Evan Boyd	WR	6-3	208	So.	Jr.	TR	East Lansing, Mich. (Central Michigan)
8	Aisea Moa	LB	6-2	235	Jr.	Sr.	TR	North Ogden, Utah (BYU)
9	Jalen Thompson	DL	6-3	260	Jr.	Jr.	2L	Detroit, Mich. (Cass Tech)
10	Wayne Matthews III	LB	6-2	230	Sr.	Sr.-5	1L	Largo, Md. (Old Dominion)
11	Anelu Lafaele	EDGE	6-2	239	Fr.	So.	TR	Kalihi, Hawai'i (Wisconsin)
11	Alessio Milivojevic	QB	6-2	218	Fr.	So.	RS	Naperville, Ill. (St. Francis)
12	Justin Denson Jr.	DB	6-2	194	So.	So.	1L	Providence, R.I. (Wyoming Seminary)
12	Jack Velling	TE	6-5	245	Sr.	Sr.	1L	Seattle, Wash. (Oregon State)
13	Chrishon McCray	WR	5-10	171	Jr.	Sr.	TR	Avon, Ind. (Kent State)
13	Isaac Smith	EDGE	6-6	253	Sr.	Gr.-5	TR	Wagoner, Okla. (Texas Tech)
14	Malcolm Bell	DB	6-2	188	Sr.	Gr.-5	TR	Montreal, Quebec (UConn)
14	Bryson Williams	WR	6-1	219	Fr.	Fr.	HS	Canton, Mich. (Orchard Lake St. Mary's)
15	Caleb Gash	DB	6-0	189	So.	Jr.	1L	South Lyon, Mich. (South Lyon East)
15	Leo Hannan	QB	6-3	215	Fr.	Fr.	HS	Long Beach, Calif. (Servite)
16	Ryland Jessee	QB	6-4	216	Fr.	So.	RS	San Diego, Calif. (Helix)
16	Grady Kelly	DL	6-2	295	Sr.	Sr.-5	TR	Navarre, Fla. (Florida State)
17	Samaj Bridgeman	LB	6-2	231	So.	Jr.	SQ	Philadelphia, Pa. (Michigan)
17	Braylon Collier	WR	6-0	176	Fr.	Fr.	HS	Sandusky, Ohio (Perkins)
18	Andrew Brinson IV	DB	6-1	182	So.	So.	1L	Tampa, Fla. (Gaither)
18	Atticus Carridine	WR	6-1	182	So.	Jr.	SQ	Ypsilanti, Mich. (Ypsilanti Community)
19	Armorian Smith	DB	6-1	212	Sr.	Sr.-5	2L	Detroit, Mich. (Cincinnati)
19	Charles Taplin	WR	6-0	178	Fr.	Fr.	HS	Red Oak, Texas (Red Oak)
20	Shawn Foster	WR	5-11	180	So.	Jr.	RS	Grand Ledge, Mich. (Hope College)
20	Keshawn Williams	DB	6-0	182	Fr.	So.	RS	Murfreesboro, Tenn. (Riverdale)
21	Tracy Revels	DB	6-1	184	So.	Jr.	TR	Texarkana, Texas (Bowling Green)
22	Tyler Gillison	EDGE	6-2	245	Jr.	Sr.	SQ	Pickerington, Ohio (Cincinnati)
22	Jack Yanachik	WR	6-3	202	So.	Jr.	SQ	Rochester Hills, Mich. (De La Salle)
23	Darius Snow	LB	6-1	230	Sr.	Gr.-6	3L	Frisco, Texas (Hebron)
24	Anthony Pinnace III	DB	6-0	160	Jr.	Sr.	TR	Ypsilanti, Mich. (UTSA)
25	Jace Clarizio	RB	5-10	208	Fr.	Fr.	HS	East Lansing, Mich. (East Lansing)
25	Chance Rucker	DB	6-1	179	So.	Jr.	1L	Denton, Texas (Ryan)
26	Stone Chaney	EDGE	6-4	245	Fr.	So.	RS	Novi, Mich. (Detroit Catholic Central)
27	Devynn Cromwell	DB	6-0	200	Sr.	Gr.-6	TR	Toronto, Ontario (Texas Tech)
27	Darrin Jones Jr.	RB	5-10	202	Fr.	Fr.	HS	Lake Orion, Mich. (Orchard Lake St. Mary's)
28	Zion Gist	RB	5-11	205	Fr.	Fr.	HS	Frankfurt, Ill. (Lincoln-Way East)
28	Dontavius Nash	DB	6-2	186	Sr.	Gr.-5	TR	Gastonia, N.C. (East Carolina)
29	Martin Connington	K	6-0	204	Fr.	So.	RS	Meridian, ID (Mountain View)
29	George Mullins	DB	6-2	191	Fr.	Fr.	HS	Webster, Fla. (South Sumter)
30	Aveon Grose	DB	5-11	195	Jr.	Sr.	1L	Mansfield, Ohio (Southern Illinois)
31	Deuce Edwards	DB	6-0	190	Fr.	Fr.	HS	Richmond, Va. (Trinity Episcopal School)
31	Jayden Savoury	TE	6-4	240	Fr.	Fr.	HS	Canton, Mich. (Orchard Lake St. Mary's)
32	Evan Young	DB	6-0	192	Fr.	Fr.	HS	Lufkin, Texas (Lufkin)
33	DiMari Malone	LB	6-1	235	Fr.	Fr.	HS	Macomb Township, Mich. (Dakota)
33	Jaxon McCaig	RB	6-1	238	Fr.	So.	RS	Plymouth, Mich. (Plymouth)
34	Khalil Majeed	DB	5-11	197	Sr.	Gr.-5	2L	Moorestown, N.J. (Suffield (Conn.) Academy)
35	Sam Edwards	LB	6-1	227	Sr.	Gr.-6	3L	Williamston, Mich. (Lansing Catholic)
36	Leonard Ah You	LB	6-3	230	Fr.	Fr.	HS	Laie, Hawai'i (Kahuku)
38	Dorian Davis	DB	6-0	198	Jr.	Sr.	1L	Detroit, Mich. (Woodhaven)
39	Elisha West	DB	5-11	194	Fr.	So.	TR	Gaithersburg, Md. (Merrimack)

2025 SPARTAN FOOTBALL NUMERICAL ROSTER



No.	Name	Pos.	Ht.	Wt.	Elig.	Cl.	Exp.	Hometown (Previous School)
40	Tarik Ahmetbasic	K	6-2	214	So.	Jr.	SQ	Clinton Township, Mich. (Chippewa Valley)
40	DeJae White	LB	6-2	219	Fr.	Fr.	HS	Pontiac, Mich. (Orchard Lake St. Mary's)
41	David Santiago	EDGE	6-4	253	So.	Jr.	TR	Raleigh, N.C. (Air Force)
42	David Millikin	LB	5-11	213	Jr.	Sr.	1L	Grayling, Mich. (Grayling)
43	Malik Spencer	DB	6-1	191	Sr.	Sr.	3L	Buford, Ga. (Buford)
44	Jay Coyne	FB/TE	6-1	230	Jr.	Sr.	2L	New York, N.Y. (IMG Academy)
44	Cam Williams	EDGE	6-5	253	Sr.	Gr.-6	TR	Loganville, Ga. (Georgia State)
45	Brady Pretzlaff	LB	6-3	237	Fr.	So.	RS	Gaylord, Mich. (Gaylord)
47	Kaden Schickel	LS	6-2	210	Sr.	Gr.-5	1L	Fredericksburg, Va. (Massoponax)
48	Charlie Baker	TE	6-4	248	Fr.	So.	RS	East Lansing, Mich. (East Lansing)
48	Carson Voss	P	6-1	172	Sr.	Sr.-5	SQ	Dansville, Mich. (Western Michigan)
49	Jaxson Wilson	TE	6-5	253	So.	Jr.	SQ	Hartland, Mich. (Hartland)
50	Antonio Johnson	OL	6-4	307	Fr.	Fr.	HS	Detroit, Mich. (Orchard Lake St. Mary's)
51	Kekai Burnett	DL	6-2	255	Fr.	So.	RS	Honolulu, Hawai'i (Punahou)
51	Matt Gulbin	OL	6-4	312	Sr.	Gr.-5	TR	Wilton, Conn. (Wake Forest)
52	Mikeshun Beeler	DL	6-2	293	Fr.	So.	RS	Chicago, Ill. (Simeon)
54	Cooper Terpstra	OL	6-4	313	So.	Jr.	1L	Holland, Mich. (West Ottawa)
55	Rakeem Johnson	OL	6-3	294	Fr.	So.	RS	Boise, Idaho (Bishop Kelly)
55	Ben Roberts	DL	6-2	335	Jr.	Sr.	1L	Lakewood, Wash. (Oregon)
56	Cole Dellinger	OL	6-4	293	So.	Jr.	SQ	Clarkston, Mich. (Clarkston)
56	Chris Piwowarczyk	LB	6-0	238	Fr.	So.	RS	Fenton, Mich. (Fenton)
58	Conner Moore	OL	6-5	306	Jr.	Sr.	TR	Millbury, Ohio (Montana State)
62	Justin Bell	OL	6-6	311	Fr.	Fr.	HS	Macomb Township, Mich. (Dakota)
63	Payton Stewart	OL	6-6	308	Fr.	So.	RS	Kelso, Wash. (Kelso)
65	Stanton Ramil	OL	6-7	312	So.	Jr.	1L	Binghamton, N.Y. (Thompson [Ala.])
66	Ashton Lepo	OL	6-7	316	Jr.	Sr.	2L	Grand Haven, Mich. (Grand Haven)
68	Rashawn Rogers	OL	6-6	335	Fr.	Fr.	HS	Grand Rapids, Mich. (Ottawa Hills)
70	Luka Vincic	OL	6-5	305	Jr.	Sr.	TR	Bothell, Wash. (Oregon State)
71	Kristian Phillips	OL	6-4	310	Jr.	Sr.	1L	Conyers, Ga. (Salem)
72	Caleb Carter	OL	6-3	305	Sr.	Gr.-5	TR	Jacksonville, N.C. (Western Carolina)
73	Rustin Young	OL	6-4	296	Fr.	So.	RS	Honolulu, Hawai'i (St. Louis)
74	Gavin Broschious	OL	6-4	308	Jr.	Sr.	SQ	Surprise, Ariz. (Desert Edge)
75	Charlton Luniewski	OL	6-5	307	Fr.	So.	RS	Cincinnati, Ohio (Cincinnati Hills Christian Academy)
75	Ben Nelson	DL	6-7	311	Jr.	Sr.	1L	Holland, Mich. (Holland Christian)
76	Drew Nichols	OL	6-4	281	Fr.	Fr.	HS	Murrieta, Calif. (Murrieta Valley)
77	Andrew Dennis	OL	6-4	288	Fr.	So.	RS	Mt. Pleasant, Mich. (Illinois)
79	Mercer Luniewski	OL	6-6	320	Fr.	So.	RS	Cincinnati, Ohio (Cincinnati Hills Christian Academy)
81	Michael Masunas	TE	6-5	259	Jr.	Sr.	1L	Tucson, Ariz. (Hamilton)
82	Brennan Parachek	TE	6-5	251	Jr.	Jr.	2L	Dexter, Mich. (Dexter)
84	Wyatt Hook	TE	6-6	258	Fr.	So.	RS	Cupertino, Calif. (Homestead)
86	Blake Sislo	K	6-0	185	Sr.	Sr.-5	TR	Dexter, Mich. (Davenport)
87	Luke DeJager	EDGE	6-3	246	Fr.	So.	RS	Grand Rapids, MI (South Christian)
87	Jack Wills	LS	6-2	217	Fr.	Fr.	HS	Hudsonville, Mich. (Hudsonville)
88	Ru'Quan Buckley	DL	6-5	325	Sr.	Gr.-5	1L	Grand Rapids, Mich. (Nebraska)
88	Kai Rios	TE	6-6	263	Jr.	Sr.	TR	Rock Island, Ill. (Indiana State)
89	Nick Hardy	WR	6-1	192	Fr.	Fr.	HS	Birmingham, Mich. (Groves)
91	Alex VanSumeren	DL	6-3	295	Jr.	Sr.	1L	Bay City, Mich. (Garber)
93	Jalen Satchell	DL	6-1	293	Sr.	Sr.-5	1L	Springdale, Md. (Old Dominion)
94	Cal Thrush	DL	6-4	247	Fr.	Fr.	HS	Upper Arlington, Ohio (Upper Arlington)
96	Ryan Eckley	P	6-2	207	Jr.	Gr.-4	2L	Lithia, Fla. (Newsome)
98	Derrick Simmons	DL	6-3	297	Fr.	Fr.	HS	Frankenmuth, Mich. (Frankenmuth)
99	Quindarius Dunnigan	DL	6-4	257	Sr.	Gr.-7	1L	Chattanooga, Tenn. (Middle Tennessee State)

EXP. KEY – HS: High School; **RS:** Redshirted; **JC:** Junior College; **TR:** Transfer; **SQ:** Squad Member; **GR:** Graduate; **L:** Letters Earned.

PRONUNCIATION GUIDE

PLAYERS:

#0 Nijhay Burt: nah-jhay
 #1 Nikai Martinez: nuh-KIE
 #4 Marcellus Pulliam:
 mahr-CELL-iss
 #5 Makhi Frazier: muh-KIE
 #6 Ade Willie: ah-day
 #8 Aisea Moa:
 EYE-say-uh, Mo-uh
 #11 Anelu Lafaele:
 ah-neh-LU, lah-fuh-EL-a

#11 Alessio Milivojevic:
 A-less-ee-o, MILL-uh-voy-a-vick
 #17 Semaj Bridgeman: suh-mahj
 #18 Atticus Carridine:
 care-uh-dean
 #19 Armorian Smith:
 ARR-mahr-ee-ahn
 #22 Jack Yanachik: yeah-nuh-
 check

#34 Khalil Majeed:
 kuh-leel, muh-jeed
 #40 Tarik Ahmetbasic: TARE-ick
 #40 DeJae White: duh-jhay
 #51 Kekai Burnett: kuh-KIE
 #51 Matt Gulbin: gull-bin
 #56 Cole Dellinger:
 DELL-inn-GURR
 #56 Chris Piwowarczyk:
 PEE-o-wah-zick

#65: Stanton Ramil: RUH-meel
 #70 Luka Vincic: Vin-cheech
 #75: Mercer Luniewski:
 lun-YES-key
 #79: Charles Luniewski:
 lun-YES-key
 #81 Michael Masunas:
 muh-SOO-niss
 #91 Alex VanSumeren:
 van soo-merr-in

COACHES:

Keith Bhonapha: BONE-uh-fuh
 Jim Michalczik: muh-hall-CHECK
 Legi Suiaunoa: Leng-ee, SOO-
 ee-ow-noah
 Brian Wozniak: Wahz-nee-ack



2025 SPARTAN FOOTBALL ALPHABETICAL ROSTER

No.	Name	Pos.	Ht.	Wt.	Elig.	Cl.	Exp.	Hometown (Previous School)
40	Tarik Ahmetbasic	K	6-2	214	So.	Jr.	SQ	Clinton Township, Mich. (Chippewa Valley)
36	Leonard Ah You	LB	6-3	230	Fr.	Fr.	HS	Laie, Hawai'i (Kahuku)
48	Charlie Baker	TE	6-4	248	Fr.	So.	RS	East Lansing, Mich. (East Lansing)
52	Mikeshun Beeler	DL	6-2	293	Fr.	So.	RS	Chicago, Ill. (Simeon)
62	Justin Bell	OL	6-6	311	Fr.	Fr.	HS	Macomb Township, Mich. (Dakota)
14	Malcolm Bell	DB	6-2	188	Sr.	Gr.-5	TR	Montreal, Quebec (UConn)
8	Evan Boyd	WR	6-3	208	So.	Jr.	TR	East Lansing, Mich. (Central Michigan)
17	Samaj Bridgeman	LB	6-2	231	So.	Jr.	SQ	Philadelphia, Pa. (Michigan)
18	Andrew Brinson IV	DB	6-1	182	So.	So.	1L	Tampa, Fla. (Gaither)
74	Gavin Broschious	OL	6-4	308	Jr.	Gr.	SQ	Surprise, Ariz. (Desert Edge)
0	Alante Brown	WR	5-11	196	Sr.	Gr.-6	1L	Chicago, Ill. (Nebraska)
88	Ru'Quan Buckley	DL	6-5	325	Sr.	Gr.-5	1L	Grand Rapids, Mich. (Nebraska)
3	Rodney Bullard Jr.	WR	6-0	186	Sr.	Gr.-5	TR	Albany, Ga. (Valdosta State)
51	Kekai Burnett	DL	6-2	255	Fr.	So.	RS	Honolulu, Hawai'i (Punahou)
0	NiJhay Burt	DB	5-11	189	Sr.	Sr.	TR	Homestead, Pa. (Eastern Illinois)
18	Atticus Carridine	WR	6-1	182	So.	Jr.	SQ	Ypsilanti, Mich. (Ypsilanti Community)
72	Caleb Carter	OL	6-3	305	Sr.	Gr.-5	TR	Jacksonville, N.C. (Western Carolina)
26	Stone Chaney	EDGE	6-4	245	Fr.	So.	RS	Novi, Mich. (Detroit Catholic Central)
2	Aidan Chiles	QB	6-3	225	Jr.	Jr.	1L	Long Beach, Calif. (Oregon State)
25	Jace Clarizio	RB	5-10	208	Fr.	Fr.	HS	East Lansing, Mich. (East Lansing)
17	Braylon Collier	WR	6-0	176	Fr.	Fr.	HS	Sandusky, Ohio (Perkins)
29	Martin Connington	K	6-0	204	Fr.	So.	RS	Meridian, ID (Mountain View)
44	Jay Coyne	FB/TE	6-1	230	Jr.	Sr.	2L	New York, N.Y. (IMG Academy)
27	Devynn Cromwell	DB	6-0	200	Sr.	Gr.-6	TR	Toronto, Ontario (Texas Tech)
38	Dorian Davis	DB	6-0	198	Jr.	Sr.	1L	Detroit, Mich. (Woodhaven)
87	Luke DeJager	EDGE	6-3	246	Fr.	So.	RS	Grand Rapids, MI (South Christian)
56	Cole Dellinger	OL	6-4	293	So.	Jr.	SQ	Clarkston, Mich. (Clarkston)
77	Andrew Dennis	OL	6-4	288	Fr.	So.	RS	Mt. Pleasant, Mich. (Illinois)
12	Justin Denson Jr.	DB	6-2	194	So.	So.	1L	Providence, R.I. (Wyoming Seminary)
99	Quindarius Dunnigan	DL	6-4	257	Sr.	Gr.-7	1L	Chattanooga, Tenn. (Middle Tennessee State)
7	Joshua Eaton	DB	6-1	189	Sr.	Gr.-6	TR	Houston, Texas (Texas State)
96	Ryan Eckley	P	6-2	207	Jr.	Gr.-4	2L	Lithia, Fla. (Newsome)
31	Deuce Edwards	DB	6-0	190	Fr.	Fr.	HS	Richmond, Va. (Trinity Episcopal School)
35	Sam Edwards	LB	6-1	227	Sr.	Gr.-6	3L	Williamston, Mich. (Lansing Catholic)
20	Shawn Foster	WR	5-11	180	So.	Jr.	RS	Grand Ledge, Mich. (Hope College)
5	Makhi Frazier	RB	5-10	218	So.	So.	1L	McKinney, Texas (McKinney)
15	Caleb Gash	DB	6-0	189	So.	Jr.	1L	South Lyon, Mich. (South Lyon East)
22	Tyler Gillison	EDGE	6-2	245	Jr.	Sr.	SQ	Pickerington, Ohio (Cincinnati)
28	Zion Gist	RB	5-11	205	Fr.	Fr.	HS	Frankfurt, Ill. (Lincoln-Way East)
30	Aveon Grose	DB	5-11	195	Jr.	Sr.	1L	Mansfield, Ohio (Southern Illinois)
51	Matt Gulbin	OL	6-4	312	Sr.	Gr.-5	TR	Wilton, Conn. (Wake Forest)
5	Jordan Hall	LB	6-3	238	Jr.	Jr.	2L	Fredericksburg, Va. (IMG Academy)
15	Leo Hannan	QB	6-3	215	Fr.	Fr.	HS	Long Beach, Calif. (Servite)
89	Nick Hardy	WR	6-1	192	Fr.	Fr.	HS	Birmingham, Mich. (Groves)
84	Wyatt Hook	TE	6-6	258	Fr.	So.	RS	Cupertino, Calif. (Homestead)
3	Jeremiah Hughes	DB	6-0	191	Jr.	Jr.	1L	Pine Bluff, Ark. (LSU)
16	Ryland Jessee	QB	6-4	216	Fr.	So.	RS	San Diego, Calif. (Helix)
50	Antonio Johnson	OL	6-4	307	Fr.	Fr.	HS	Detroit, Mich. (Orchard Lake St. Mary's)
55	Rakeem Johnson	OL	6-3	294	Fr.	So.	RS	Boise, Idaho (Bishop Kelly)
27	Darrin Jones Jr.	RB	5-10	202	Fr.	Fr.	HS	Lake Orion, Mich. (Orchard Lake St. Mary's)
16	Grady Kelly	DL	6-2	295	Sr.	Sr.-5	TR	Navarre, Fla. (Florida State)
1	Omari Kelly	WR	6-0	188	Sr.	Sr.	TR	Trussville, Ala. (Middle Tennessee State)
11	Anelu Lafaele	EDGE	6-2	239	Fr.	So.	TR	Kalihi, Hawai'i (Wisconsin)
66	Ashton Lepo	OL	6-7	316	Jr.	Sr.	2L	Grand Haven, Mich. (Grand Haven)
75	Charlton Luniewski	OL	6-5	307	Fr.	So.	RS	Cincinnati, Ohio (Cincinnati Hills Christian Academy)
79	Mercer Luniewski	OL	6-6	320	Fr.	So.	RS	Cincinnati, Ohio (Cincinnati Hills Christian Academy)
34	Khalil Majeed	DB	5-11	197	Sr.	Gr.-5	2L	Moorestown, N.J. (Suffield [Conn.] Academy)
33	DiMari Malone	LB	6-1	235	Fr.	Fr.	HS	Macomb Township, Mich. (Dakota)
6	Nick Marsh	WR	6-3	203	So.	So.	1L	Detroit, Mich. (River Rouge)
1	Nikai Martinez	DB	5-11	195	Sr.	Sr.	1L	Apopka, Fla. (UCF)
81	Michael Masunas	TE	6-5	259	Jr.	Sr.	1L	Tucson, Ariz. (Hamilton)
10	Wayne Matthews III	LB	6-2	230	Sr.	Sr.-5	1L	Largo, Md. (Old Dominion)
33	Jaxon McCaig	RB	6-1	238	Fr.	So.	RS	Plymouth, Mich. (Plymouth)

2025 SPARTAN FOOTBALL ALPHABETICAL ROSTER



No.	Name	Pos.	Ht.	Wt.	Elig.	Cl.	Exp.	Hometown (Previous School)
13	Chrishon McCray	WR	5-10	171	Jr.	Sr.	TR	Avon, Ind. (Kent State)
11	Alessio Milivojevic	QB	6-2	218	Fr.	So.	RS	Naperville, Ill. (St. Francis)
42	David Millikin	LB	5-11	213	Jr.	Sr.	1L	Grayling, Mich. (Grayling)
8	Aisea Moa	LB	6-2	235	Jr.	Sr.	TR	North Ogden, Utah (BYU)
58	Conner Moore	OL	6-5	306	Jr.	Sr.	TR	Millbury, Ohio (Montana State)
29	George Mullins	DB	6-2	191	Fr.	Fr.	HS	Webster, Fla. (South Sumter)
28	Dontavious Nash	DB	6-2	186	Sr.	Gr.-5	TR	Gastonia, N.C. (East Carolina)
75	Ben Nelson	DL	6-7	311	Jr.	Sr.	1L	Holland, Mich. (Holland Christian)
76	Drew Nichols	OL	6-4	281	Fr.	Fr.	HS	Murrieta, Calif. (Murrieta Valley)
82	Brennan Parachek	TE	6-5	251	Jr.	Jr.	2L	Dexter, Mich. (Dexter)
71	Kristian Phillips	OL	6-4	310	Jr.	Sr.	1L	Conyers, Ga. (Salem)
24	Anthony Pinnacle III	DB	6-0	160	Jr.	Sr.	TR	Ypsilanti, Mich. (UTSA)
56	Chris Piwowarczyk	LB	6-0	238	Fr.	So.	RS	Fenton, Mich. (Fenton)
45	Brady Pretzlaff	LB	6-3	237	Fr.	So.	RS	Gaylord, Mich. (Gaylord)
4	Marcellius Pulliam	LB	6-2	239	Jr.	Jr.	1L	Tyrone, Ga. (Miami)
65	Stanton Ramil	OL	6-7	312	So.	Jr.	1L	Binghamton, N.Y. (Thompson [Ala.]
21	Tracy Revels	DB	6-1	184	So.	Jr.	TR	Texarkana, Texas (Bowling Green)
88	Kai Rios	TE	6-6	263	Jr.	Sr.	TR	Rock Island, Ill. (Indiana State)
55	Ben Roberts	DL	6-2	335	Jr.	Sr.	1L	Lakewood, Wash. (Oregon)
68	Rashawn Rogers	OL	6-6	335	Fr.	Fr.	HS	Grand Rapids, Mich. (Ottawa Hills)
25	Chance Rucker	DB	6-1	179	So.	Jr.	1L	Denton, Texas (Ryan)
41	David Santiago	EDGE	6-4	253	So.	Jr.	TR	Raleigh, N.C. (Air Force)
93	Jalen Satchell	DL	6-1	293	Sr.	Sr.-5	1L	Springdale, Md. (Old Dominion)
31	Jayden Savoury	TE	6-4	240	Fr.	Fr.	HS	Canton, Mich. (Orchard Lake St. Mary's)
47	Kaden Schickel	LS	6-2	210	Sr.	Gr.-5	1L	Fredericksburg, Va. (Massoponax)
86	Blake Sislo	K	6-0	185	Sr.	Sr.-5	TR	Dexter, Mich. (Davenport)
98	Derrick Simmons	DL	6-3	297	Fr.	Fr.	HS	Frankenmuth, Mich. (Frankenmuth)
19	Armorian Smith	DB	6-1	212	Sr.	Sr.-5	2L	Detroit, Mich. (Cincinnati)
13	Isaac Smith	EDGE	6-6	253	Sr.	Gr.-5	TR	Wagoner, Okla. (Texas Tech)
23	Darius Snow	LB	6-1	230	Sr.	Gr.-6	3L	Frisco, Texas (Hebron)
43	Malik Spencer	DB	6-1	191	Sr.	Sr.	3L	Buford, Ga. (Buford)
63	Payton Stewart	OL	6-6	308	Fr.	So.	RS	Kelso, Wash. (Kelso)
19	Charles Taplin	WR	6-0	178	Fr.	Fr.	HS	Red Oak, Texas (Red Oak)
4	Elijah Tau-Tolliver	RB	6-1	211	Sr.	Sr.-5	TR	Sparks, Nev. (Sacramento State)
54	Cooper Terpstra	OL	6-4	313	So.	Jr.	1L	Holland, Mich. (West Ottawa)
9	Jalen Thompson	DL	6-3	260	Jr.	Jr.	2L	Detroit, Mich. (Cass Tech)
94	Cal Thrush	DL	6-4	247	Fr.	Fr.	HS	Upper Arlington, Ohio (Upper Arlington)
7	Brandon Tullis	RB	6-1	227	So.	So.	1L	Dallas, Texas (Memorial)
91	Alex VanSumeren	DL	6-3	295	Jr.	Sr.	1L	Bay City, Mich. (Garber)
12	Jack Velling	TE	6-5	245	Sr.	Sr.	1L	Seattle, Wash. (Oregon State)
70	Luka Vincic	OL	6-5	305	Jr.	Sr.	TR	Bothell, Wash. (Oregon State)
48	Carson Voss	P	6-1	172	Sr.	Sr.-5	SQ	Dansville, Mich. (Western Michigan)
2	Aydan West	DB	5-11	190	Fr.	Fr.	HS	Gaithersburg, Md. (Quince Orchard)
39	Elisha West	DB	5-11	194	Fr.	So.	TR	Gaithersburg, Md. (Merrimack)
40	DeJae White	LB	6-2	219	Fr.	Fr.	HS	Pontiac, Mich. (Orchard Lake St. Mary's)
14	Bryson Williams	WR	6-1	219	Fr.	Fr.	HS	Canton, Mich. (Orchard Lake St. Mary's)
44	Cam Williams	EDGE	6-5	253	Sr.	Gr.-6	TR	Loganville, Ga. (Georgia State)
20	Keshawn Williams	DB	6-0	182	Fr.	So.	RS	Murfreesboro, Tenn. (Riverdale)
6	Ade Willie	DB	6-1	190	Sr.	Sr.	3L	Baltimore, Md. (IMG Academy)
87	Jack Wills	LS	6-2	217	Fr.	Fr.	HS	Hudsonville, Mich. (Hudsonville)
49	Jaxson Wilson	TE	6-5	253	So.	Jr.	SQ	Hartland, Mich. (Hartland)
22	Jack Yanachik	WR	6-3	202	So.	Jr.	SQ	Rochester Hills, Mich. (De La Salle)
32	Evan Young	DB	6-0	192	Fr.	Fr.	HS	Lufkin, Texas (Lufkin)
73	Rustin Young	OL	6-4	296	Fr.	So.	RS	Honolulu, Hawai'i (St. Louis)

EXP. KEY – HS: High School; **RS:** Redshirted; **JC:** Junior College; **TR:** Transfer; **SQ:** Squad Member; **GR:** Graduate; **L:** Letters Earned.

PRONUNCIATION GUIDE

PLAYERS:

#40 Tarik Ahmetbasic: TARE-ick
 #17 Semaj Bridgeman: suh-mahj
 #51 Kekai Burnett: kuh-KIE
 #0 Nijhay Burt: nah-jhay
 #18 Atticus Carridine: care-uh-dean
 #56 Cole Dellinger: DELL-inn-GURR
 #5 Makhi Frazier: muh-KIE

#51 Matt Gulbin: gull-bin
 #11 Anelu Lafaele: ah-neh-LU, lah-fuh-EL-a
 #75: Mercer Luniewski: lun-YES-key
 #79: Charles Luniewski: lun-YES-key
 #34 Khalil Majeed: kuh-leel, muh-jeed
 #1 Nikai Martinez: nuh-KIE

#81 Michael Masunas: muh-SOO-niss
 #11 Alessio Milivojevic: A-less-ee-o, MILL-uh-voy-a-vick
 #8 Aisea Moa: EYE-say-uh, Mo-uh
 #56 Chris Piwowarczyk: PEE-o-wah-zick
 #4 Marcellius Pulliam: mahr-CELL-iss

#65: Stanton Ramil: RUH-meel
 #19 Armorian Smith: ARR-mahr-ee-ahn
 #91 Alex VanSumeren: van soo-merr-in
 #70 Luka Vincic: Vin-cheech
 #40 DeJae White: duh-jhay
 #6 Ade Willie: ah-day
 #22 Jack Yanachik: yeah-nuh-check

COACHES:

Keith Bhonapha: BONE-uh-fuh
 Jim Michalczik: muh-hall-CHECK
 Legi Suiaunoa: Leng-ee, SOO-ee-ow-noah
 Brian Wozniak: Wahz-nee-ack



2025 SPARTAN FOOTBALL GAME NOTES

2025 OFFENSIVE GAME-BY-GAME STARTERS

Game	WR	LT	LG	C	RG	RT	TE	TE/WR	WR	QB	TB
Western Michigan	Marsh	Ramil	Broscious	Gulbin	Carter	Moore	Masunas	McCray	Kelly	Chiles	Frazier
Boston College	Marsh	Ramil	Carter	Gulbin	Phillips	Moore	Masunas	Velling	Kelly	Chiles	Frazier
Youngstown State	Marsh	Ramil	Carter	Gulbin	Vincic	Moore	Masunas	Velling	Kelly	Chiles	Frazier
USC	Marsh	Ramil	Carter	Gulbin	Phillips	Moore	Velling	McCray	Kelly	Chiles	Tullis
Nebraska	Marsh	Moore	Carter	Gulbin	Phillips	Lepo	Masunas	Velling	Kelly	Chiles	Frazier
UCLA	Marsh	Moore	Carter	Gulbin	Phillips	Lepo	Masunas	Velling	Kelly	Chiles	Frazier
Indiana	Marsh	Moore	Broscious	Gulbin	Carter	Young	Velling	McCray	Kelly	Chiles	Frazier
Michigan											
Minnesota											
Penn State											
Iowa											
Maryland											

2025 DEFENSIVE GAME-BY-GAME STARTERS

Game	DE	DT	DT	EDGE	LB	LB	NB/LB	CB	S	S	CB
Western Michigan	Dunnigan	Roberts	VanSumeren	I. Smith	Hall	Matthews	Willie	Bell	Spencer	A. Smith	Eaton
Boston College	Thompson	Roberts	VanSumeren	I. Smith	Hall	Matthews	Willie	Bell	Spencer	A. Smith	Eaton
Youngstown State	Thompson	Roberts	VanSumeren	I. Smith	Hall	Matthews	Willie	Bell	Spencer	Martinez	Eaton
USC	Thompson	Roberts	VanSumeren	I. Smith	Hall	Matthews	Willie	Bell	Spencer	Martinez	Eaton
Nebraska	Thompson	Kelly	VanSumeren	I. Smith	Hall	Matthews	A. Smith	Bell	Spencer	A. Smith	Eaton
UCLA	Burnett	Buckley	VanSumeren	I. Smith	Hall	Matthews	A. Smith	Rucker	Spencer	Nash	West
Indiana	Thompson	Roberts	VanSumeren	I. Smith	Hall	Matthews	Nash	Bell	Spencer	A. Smith	Eaton
Michigan											
Minnesota											
Penn State											
Iowa											
Maryland											

STARTS CHART

► OFFENSE

Player	'20	'21	'22	'23	'24	'25	Total
Moore-OL	-	-	<0	<12	<16	7	35
Velling-TE	-	-	*7	*11	10	6	34
Gulbin-OL	-	0	0	#11	#12	7	30
Carter-OL	-	-	^4	^12	7	25	
Bullard-WR	-	-	-	~9	~13	0	22
McCray-WR	-	-	±0	±6	±11	3	20
Chiles-QB	-	-	-	0	12	7	19
Kelly-WR	-	-	=0	=0	+9	7	16
Marsh-WR	-	-	-	-	8	7	15
A. Brown-WR	&1	&0	&10	3	0	0	14
Tau-Tolliver-RB	-	@0	@0	@3	@11	0	14
Lepo-OL	-	-	0	0	12	2	14
Ramil-OL	-	-	-	0	8	4	12
Masunas-TE	-	-	0	0	4	5	9
Boyd-WR	-	-	-	!0	!8	0	8
Rios-TE	-	-	-	0	>7	0	7
Frazier-RB	-	-	-	-	0	6	6
Phillips-OL	-	-	0	0	1	4	5
Broscious-OL	-	-	0	0	2	2	4
Parachek-TE	-	-	-	0	3	0	3
Vincic-OL	-	-	x0	x0	x2	1	3
Young-OL	-	-	-	-	0	1	1
Tullis-RB	-	-	-	-	0	1	1
R. Johnson-OL	-	-	-	-	1	0	1

Boyd: ! at Central Michigan (2023-24)
A. Brown: & at Nebraska (2020-22)
Bullard: ~ at Valdosta State (2023-24)
Carter: ^ at Western Carolina (2021-24)
Gulbin: # at Wake Forest (2021-24)
Kelly: = at Auburn (2022-23) | + at MTSU (2024)
McCray: ± at Kent State (2022-24)
Moore: < at Montana State (2022-24)
Rios: > at Indiana State (2022-24)
Tau-Tolliver: @ at Sacramento State (2021-24)
Velling: * at Oregon State (2021-22)
Vincic: x at Oregon State (2022-24)

Notes:

Gulbin: 30 starts (11 at LG at Wake Forest; 11 at RG at Wake Forest; 1 at C at Wake Forest; 7 at C at Michigan State)
Moore: 35 starts (25 at LT at Montana State; 3 at LG at Montana State; 4 at RT at Michigan State; 3 at LT at Michigan State)

► DEFENSE

Player	'20	'21	'22	'23	'24	'25	Total
Martinez-DB	-	-	x0	x13	12	2	27
Eaton-DB	%0	%0	%0	+8	+12	6	26
Bell-DB	-	~	~9	~7	~4	6	26
Spencer-DB	-	-	0	8	9	7	24
Kelly-DL	-	^0	^12	^10	=0	1	23
Thompson-DL	-	-	-	4	12	5	21
Matthews-LB	-	&0	&0	&13	0	7	20
VanSumeren-DT	-	-	0	-	12	7	19
Smith-EDGE	-	-	+2	+0	+6	7	15
Dunnigan-DL	!0	-	!2	!11	0	1	14
Hall-LB	-	-	-	6	1	7	14
Snow-LB	0	9	1	0	2	0	12
Burt-DB	-	-	#0	#0	#12	0	12
Nash-DB	-	v0	v0	x3	x6	2	11
Satchell-DL	-	<1	<3	!16	0	0	10
Santiago-EDGE	-	-	-	@-	@10	0	10
Rucker-DB	-	-	-	8	1	1	10
Revels-DB	-	-	-	#-	#7	0	7
Willie-DB	-	-	0	1	2	4	7
A. Smith-DB	-	0	0	0	0	5	5
Roberts-DL	-	-	-	0	0	5	5
Grose-DB	-	-	-	~4	0	0	4
Williams-DL	-	^0	^0	^0	#3	0	3
Cromwell-DB	-	-	-	-	+2	1	3
Burnett-DL	-	-	-	-	0	1	1
West-DB	-	-	-	-	-	1	1
Buckley-DL	-	*0	*0	*0	0	1	1
Moa-LB	-	-	*0	*0	*1	0	1

Bell: ~ at UConn (2021-24)
Buckley: * at Nebraska (2021-23)
Burt: # at Eastern Illinois (2022-24)
Cromwell: + at Texas Tech (2024)
Dunnigan: ! at Middle Tennessee State (2019-23)
Eaton: % at Oklahoma (2020-22); + at Texas State (2023-24)
Grose: ~ at Charlotte (2022)
Kelly: ^ at Colorado State (2021-23); = at Florida State (2024)
N. Martinez: x at UCF (2022-23)
Matthews: & at Old Dominion (2021-23)
Moa: * at BYU (2022-24)
Nash: v at North Carolina (2021-22); x at East Carolina (2023-24)
Revels: # at Bowling Green (2023-24)
Santiago: @ at Air Force (2023-24)
Satchell: < at Temple (2021-22); ! at Old Dominion (2023)
Smith: + at Texas Tech (2021-24)
Williams: ^ at Troy (2021-22); * at Jacksonville State (2023); # at Georgia State (2024)

Notes:

Snow: 12 starts (8 at NB in 2021; 1 at S in 2021; 1 at LB in 2022; 2 at LB in 2024)



ROSTER BREAKDOWN

BY POSITION/OFFENSE

OFFENSIVE LINE (20)

No.	Name	Yr.	Ht./Wt.	Hometown
62	Justin Bell	Fr.	6-6/311	Macomb Twp., MI
74	Gavin Broschious	R-Jr.	6-4/308	Surprise, AZ
72	Caleb Carter	Gr.-5	6-3/305	Jacksonville, NC
56	Cole Dellinger	R-So.	6-4/293	Clarkston, MI
77	Andrew Dennis	R-Fr.	6-4/288	Mt. Pleasant, MI
51	Matt Gulbin	Gr.-5	6-4/312	Wilton, CT
50	Antonio Johnson	Fr.	6-4/307	Detroit, MI
55	Rakeem Johnson	R-Fr.	6-3/294	Boise, ID
66	Ashton Lepo	R-Jr.	6-7/316	Grand Haven, MI
75	Charlton Luniewski	R-Fr.	6-5/307	Cincinnati, OH
79	Mercer Luniewski	R-Fr.	6-6/320	Cincinnati, OH
58	Conner Moore	R-Jr.	6-5/306	Millbury, OH
76	Drew Nichols	Fr.	6-4/281	Murrieta, CA
71	Kristian Phillips	R-Jr.	6-4/310	Conyers, GA
65	Stanton Ramil	R-So.	6-7/312	Binghamton, NY
68	Rashawn Rogers	Fr.	6-6/335	Grand Rapids, MI
63	Payton Stewart	R-Fr.	6-6/308	Kelso, WA
54	Cooper Terpstra	R-So.	6-4/313	Holland, MI
70	Luka Vincic	R-Jr.	6-5/305	Bothell, WA
73	Rustin Young	R-Fr.	6-4/296	Honolulu, HI

QUARTERBACKS (4)

No.	Name	Yr.	Ht./Wt.	Hometown
2	Aidan Chiles	Jr.	6-3/225	Long Beach, CA
15	Leo Hannan	Fr.	6-3/215	Long Beach, CA
16	Ryland Jessee	R-Fr.	6-4/216	San Diego, CA
11	Alessio Milivojevic	R-Fr.	6-2/218	Wheaton, IL

RUNNING BACKS (7)

No.	Name	Yr.	Ht./Wt.	Hometown
25	Jace Clarizio	Fr.	5-10/208	East Lansing, MI
5	Makhi Frazier	So.	5-10/218	McKinney, TX
28	Zion Gist	Fr.	5-11/205	Frankfort, IL
27	Darrin Jones Jr.	Fr.	5-10/202	Lake Orion, MI
33	Jaxon McCaig	R-Fr.	6-1/238	Plymouth, MI
4	Elijah Tau-Tolliver	Sr.-5	6-1/211	Sparks, NV
7	Brandon Tullis	So.	6-1/227	Dallas, TX

TIGHT ENDS/FULLBACKS (9)

No.	Name	Yr.	Ht./Wt.	Hometown
48	Charlie Baker	R-Fr.	6-4/248	East Lansing, MI
44	Jay Coyne (FB)	R-Jr.	6-1/230	New York, NY
84	Wyatt Hook	R-Fr.	6-6/258	Cupertino, CA
81	Michael Masunas	R-Jr.	6-5/259	Tucson, AZ
82	Brennan Parachek	Jr.	6-5/251	Dexter, MI
88	Kai Rios	R-Jr.	6-6/263	Rock Island, IL
31	Jayden Savoury	Fr.	6-4/240	Canton, MI
12	Jack Velling	Sr.	6-5/245	Seattle, WA
49	Jaxson Wilson	R-So.	6-5/253	Hartland, MI

WIDE RECEIVERS (13)

No.	Name	Yr.	Ht./Wt.	Hometown
8	Evan Boyd	R-So.	6-3/208	East Lansing, MI
0	Alante Brown	Gr.-6	5-11/196	Chicago, IL
3	Rodney Bullard Jr.	Gr.-5	6-0/186	Albany, GA
18	Atticus Carridine	R-So.	6-1/182	Ypsilanti, MI
17	Braylon Collier	Fr.	6-0/176	Sandusky, OH
20	Shawn Foster	R-So.	5-11/180	Grand Ledge, MI
89	Nick Hardy	Fr.	6-1/192	Birmingham, MI
1	Omari Kelly	Sr.	6-0/188	Trussville, AL
6	Nick Marsh	So.	6-3/203	Detroit, MI
13	Chrishon McCray	R-Jr.	5-10/171	Avon, IN
19	Charles Taplin	Fr.	6-0/178	Red Oak, TX
14	Bryson Williams	Fr.	6-1/219	Canton, MI
22	Jack Yanachik	R-So.	6-3/202	Rochester Hills, MI

BY POSITION/DEFENSE

DEFENSIVE LINE (12)

No.	Name	Yr.	Ht./Wt.	Hometown
52	Mikeshun Beeler	R-Fr.	6-2/293	Chicago, IL
88	Ru'Quan Buckley	Gr.-5	6-5/325	Grand Rapids, MI
51	Kekai Burnett	R-Fr.	6-2/255	Honolulu, HI
99	Quindarius Dunnigan	Gr.-7	6-4/257	Chattanooga, TN
16	Grady Kelly	Sr.-5	6-2/295	Navarre, FL
75	Ben Nelson	R-Jr.	6-7/311	Holland, MI
55	Ben Roberts	R-Jr.	6-2/335	Lakewood, WA
93	Jalen Satchell	R-Sr.	6-1/293	Springdale, MD
98	Derrick Simmons	Fr.	6-3/297	Frankenmuth, MI
9	Jalen Thompson	Jr.	6-3/260	Detroit, MI
94	Cal Thrush	Fr.	6-4/247	Upper Arlington, OH
91	Alex VanSumeren	R-Jr.	6-3/295	Bay City, MI

EDGE (7)

No.	Name	Yr.	Ht./Wt.	Hometown
26	Stone Chaney	R-Fr.	6-4/245	Novi, MI
87	Luke DeJager	R-Fr.	6-3/246	Grand Rapids, MI
22	Tyler Gillison	R-Jr.	6-2/245	Pickerington, OH
11	Anelu Lafaele	R-Fr.	6-2/239	Kalihi, HI
41	David Santiago	R-So.	6-4/253	Raleigh, NC
13	Isaac Smith	Gr.-5	6-6/253	Wagoner, OK
44	Cam Williams	Gr.-6	6-5/253	Loganville, GA

LINEBACKERS (13)

No.	Name	Yr.	Ht./Wt.	Hometown
36	Leonard Ah You	Fr.	6-3/230	Laie, HI
17	Semaj Bridgeman	R-So.	6-2/231	Philadelphia, PA
35	Sam Edwards	Gr.-6	6-1/227	Williamston, MI
5	Jordan Hall	Jr.	6-3/238	Fredericksburg, VA
33	DiMari Malone	Fr.	6-1/235	Macomb Twp., MI
10	Wayne Matthews III	R-Sr.	6-2/230	Largo, MD
42	David Millikin	R-Jr.	5-11/213	Grayling, MI
8	Aisea Moa	R-Jr.	6-2/235	N. Ogden, UT
56	Chris Piwowarczyk	R-Fr.	6-0/238	Fenton, MI
45	Brady Pretzlaff	R-Fr.	6-3/237	Gaylord, MI
4	Marcellus Pulliam	Jr.	6-2/239	Tyrone, GA
23	Darius Snow	Gr.-6	6-1/230	Frisco, TX
40	DeJae (DJ) White	Fr.	6-2/219	Pontiac, MI

DEFENSIVE BACKS (25)

No.	Name	Yr.	Ht./Wt.	Hometown
14	Malcolm Bell	Gr.-5	6-2/188	Montreal, QC
0	Andrew Brinson IV	So.	6-1/182	Tampa, FL
8	Nijhay Burt	Sr.	5-11/189	Homestead, PA
27	Devynn Cromwell	Gr.-6	6-0/200	Toronto, ONT
12	Justin Denson Jr.	So.	6-2/194	Providence, RI
38	Dorian Davis	R-Jr.	6-0/198	Detroit, MI
7	Joshua Eaton	Gr.-6	6-1/189	Houston, TX
31	Deuce Edwards	Fr.	6-0/190	Richmond, VA
15	Caleb Gash	R-So.	6-0/189	South Lyon, MI
30	Aveon Grose	R-Jr.	5-11/195	Mansfield, OH
3	Jeremiah Hughes	Jr.	6-0/191	Pine Bluff, Ark.
34	Khalil Majeed	Gr.-5	5-11/197	Moorestown, NJ
1	Nikai Martinez	Sr.	5-11/195	Apopka, FL
29	George Mullins	Fr.	6-2/191	Webster, FL
28	Dontavious Nash	Gr.-5	6-2/186	Gastonia, NC
24	Anthony Pinnace III	R-Jr.	6-0/160	Ypsilanti, MI
21	Tracy Revels	R-So.	6-1/184	Texarkana, TX
25	Chance Rucker	R-So.	6-1/179	Denton, TX
19	Armorian Smith	R-Sr.	6-1/212	Detroit, MI
43	Malik Spencer	Sr.	6-1/191	Buford, GA
2	Aydan West	Fr.	5-11/190	Gaithersburg, MD
39	Elisha West	R-Fr.	5-11/194	Gaithersburg, MD
20	Keshawn Williams	R-Fr.	6-0/182	Murfreesboro, TN
6	Ade Willie	Sr.	6-1/190	Baltimore, MD
32	Evan Young	Fr.	6-0/192	Lufkin, TX

BY POSITION/SPECIAL TEAMS

SPECIALISTS (7)

No.	Name (Pos.)	Yr.	Ht./Wt.	Hometown
40	Tarik Ahmetbasic (K)	R-So.	6-2/214	Clinton Twp., MI
29	Martin Connington (K)	R-Fr.	6-0/204	Meridian, ID
96	Ryan Eckley (P)	R-Jr.	6-2/207	Lithia, FL
47	Kaden Schickel (LS)	Gr.-5	6-2/210	Fredericksburg, VA
86	Blake Sislo (K)	Sr.-5	6-0/185	Dexter, MI
48	Carson Voss (P)	R-Sr.	6-1/172	Dansville, MI
87	Jack Wills (LS)	Fr.	6-2/217	Hudsonville, MI

BY STATE (26 STATES)

ALABAMA (1): WR Omari Kelly
ARIZONA (2): OL Gavin Broschious, TE Michael Masunas
ARKANSAS (1): DB Jeremiah Hughes
CALIFORNIA (5): QB Aidan Chiles, QB Leo Hannan, TE Wyatt Hook, QB Ryland Jessee, OL Drew Nichols
CONNECTICUT (1): OL Matt Gulbin
FLORIDA (5): DB Andrew Brinson IV, P Ryan Eckley, DL Grady Kelly, DB Nikai Martinez, DB George Mullins
GEORGIA (5): WR Rodney Bullard Jr., OL Kristian Phillips, LB Marcellus Pulliam, DB Malik Spencer, EDGE Cam Williams
HAWAII (4): LB Leonard Ah You, DL Kekai Burnett, EDGE Anelu Lafaele, OL Rustin Young
IDAHO (2): K Martin Connington, OL Rakeem Johnson
ILLINOIS (5): DL Mikeshun Beeler, WR Alante Brown, RB Zion Gist, QB Alessio Milivojevic, TE Kai Rios
INDIANA (1): WR Chrishon McCray
MARYLAND (5): LB Wayne Matthews III, DL Jalen Satchell, DB Aydan West, DB Elisha West, DB Ade Willie
MICHIGAN (42): K Tarik Ahmetbasic, TE Charlie Baker, OL Justin Bell, WR Evan Boyd, DL Ru'Quan Buckley, WR Atticus Carridine, EDGE Stone Chaney, RB Jace Clarizio, DB Dorian Davis, EDGE Luke DeJager, OL Cole Dellinger, OL Andrew Dennis, LB Sam Edwards, WR Shawn Foster, DB Caleb Gash, WR Nick Hardy, OL Antonio Johnson, RB Darrin Jones Jr., OL Ashton Lepo, LB DiMari Malone, WR Nick Marsh, RB Jaxon McCaig, LB David Millikin, DL Ben Nelson, TE Brennan Parachek, DB Anthony Pinnace III, LB Chris Piwowarczyk, LB Brady Pretzlaff, OL Rashawn Rogers, TE Jayden Savoury, K Blake Sislo, DL Derrick Simmons, DB Armorian Smith, OL Cooper Terpstra, DL Jalen Thompson, DL Alex VanSumeren, P Carson Voss, LB DeJae White, WR Bryson Williams, LS Jack Wills, TE Jaxson Wilson, WR Jack Yanachik
NEVADA (1): RB Elijah Tau-Tolliver
NEW JERSEY (1): DB Khalil Majeed
NEW YORK (2): FB Jay Coyne, OL Stanton Ramil
NORTH CAROLINA (3): OL Caleb Carter, DB Dontavious Nash, EDGE David Santiago
OHIO (7): WR Brayton Collier, EDGE Tyler Gillison, DB Aveon Grose, OL Charlton Luniewski, OL Mercer Luniewski, OL Conner Moore, DL Cal Thrush
OKLAHOMA (1): EDGE Isaac Smith
PENNSYLVANIA (2): LB Samaj Bridgeman, DB Nijhay Burt
RHODE ISLAND (1): DB Justin Denson Jr.
TENNESSEE (2): DL Quindarius Dunnigan, DB Keshawn Williams
TEXAS (8): DB Joshua Eaton, RB Makhi Frazier, DB Tracy Revels, DB Chance Rucker, LB Darius Snow, WR Charles Taplin, RB Brandon Tullis, DB Evan Young
UTAH (1): LB Aisea Moa
VIRGINIA (3): DB Deuce Edwards, LB Jordan Hall, LS Kaden Schickel
WASHINGTON (4): DT Ben Roberts, OL Payton Stewart, TE Jack Velling, OL Luka Vincic

INTERNATIONAL (2)

Canada (2): DB Malcolm Bell (Montreal, Quebec), DB Devynn Cromwell (Toronto, Ontario)



2025 SPARTAN FOOTBALL GAME NOTES

2025 ROSTER BREAKDOWN

BY CLASS

SEVENTH-YEAR PLAYERS (1)

No.	Name	Pos.	Ht./Wt.	Hometown
99	Quindarius Dunnigan+	DE	6-4/257	Chattanooga, TN

SIXTH-YEAR PLAYERS (6)

No.	Name	Pos.	Ht./Wt.	Hometown
0	Alante Brown+	WR	5-11/196	Chicago, IL
27	Devynn Cromwell+	DB	6-0/200	Toronto, ONT
35	Sam Edwards+	LB	6-1/227	Williamston, MI
7	Joshua Eaton+	DB	6-1/189	Houston, TX
23	Darius Snow+	LB	6-1/230	Frisco, TX
44	Cam Williams+	EDGE	6-5/253	Loganville, GA

FIFTH-YEAR PLAYERS (16)

No.	Name	Pos.	Ht./Wt.	Hometown
14	Malcolm Bell+	DB	6-2/188	Montreal, QC
88	Ru'Quan Buckley+	DL	6-5/325	Grand Rapids, MI
3	Rodney Bullard Jr.+	WR	6-0/186	Albany, GA
72	Caleb Carter+	OL	6-3/305	Jacksonville, NC
51	Matt Gulbin+	OL	6-4/312	Wilton, CT
16	Grady Kelly	DL	6-2/295	Navarre, FL
34	Khalil Majeed+	DB	5-11/197	Moorestown, NJ
10	Wayne Matthews III	LB	6-2/230	Largo, MD
28	Dontavius Nash+	DB	6-2/186	Gastonia, NC
93	Jalen Satchell	DL	6-1/293	Springdale, MD
47	Kaden Schickel+	LS	6-2/210	Fredericksburg, VA
86	Blake Sislo	K	6-0/185	Dexter, MI
19	Armorion Smith	DB	6-1/212	Detroit, MI
13	Isaac Smith+	EDGE	6-6/253	Wagoner, OK
4	Elijah Tau-Tolliver	RB	6-1/211	Sparks, NV
48	Carson Voss	P	6-1/172	Dansville, MI

FOURTH-YEAR PLAYERS (25)

FOURTH-YEAR PLAYERS - SENIORS (6)

No.	Name	Pos.	Ht./Wt.	Hometown
0	NiJhay Burt	DB	5-11/189	Homestead, PA
1	Omari Kelly	WR	6-0/188	Trussville, AL
1	Nikai Martinez	DB	5-11/195	Apopka, FL
43	Malik Spencer	DB	6-1/191	Buford, GA
12	Jack Velling	TE	6-5/245	Seattle, WA
6	Ade Willie	DB	6-1/190	Baltimore, MD

FOURTH-YEAR PLAYERS - REDSHIRT JUNIORS (19)

No.	Name	Pos.	Ht./Wt.	Hometown
74	Gavin Broschious	OL	6-4/308	Surprise, AZ
44	Jay Coyne	FB/TE	6-1/230	New York, NY
38	Dorian Davis	DB	6-0/198	Detroit, MI
96	Ryan Eckley+	P	6-2/207	Lithia, FL
22	Tyler Gillison	EDGE	6-2/245	Pickerington, OH
30	Aveon Grose	DB	5-11/195	Mansfield, OH
66	Ashton Lepo	OL	6-7/316	Grand Haven, MI
81	Michael Masunas	TE	6-5/259	Tucson, AZ
13	Chrishon McCray	WR	5-10/171	Avon, IN
42	David Millikin	LB	5-11/213	Grayling, MI
8	Aisea Moa	LB	6-2/235	N. Ogden, UT
58	Conner Moore	OL	6-5/306	Millbury, OH
75	Ben Nelson	DL	6-7/311	Holland, MI
24	Anthony Pinnace III	DB	6-0/160	Ypsilanti, MI
71	Kristian Phillips	OL	6-4/310	Conyers, GA
88	Kai Rios	TE	6-6/263	Rock Island, IL
55	Ben Roberts	DL	6-2/335	Lakewood, WA
91	Alex VanSumeren	DL	6-3/295	Bay City, MI
70	Luka Vincic	OL	6-5/305	Bothell, WA

THIRD-YEAR PLAYERS (20)

THIRD-YEAR PLAYERS - JUNIORS (6)

No.	Name	Pos.	Ht./Wt.	Hometown
2	Aidan Chiles	QB	6-3/225	Long Beach, CA
5	Jordan Hall	LB	6-3/238	Fredericksburg, VA
3	Jeremiah Hughes	DB	6-0/191	N. Las Vegas, NV
82	Brennan Parachek	TE	6-5/251	Dexter, MI
4	Marcellius Pulliam	LB	6-2/239	Tyrone, GA
9	Jalen Thompson	DL	6-3/260	Detroit, MI

THIRD-YEAR PLAYERS - REDSHIRT SOPHOMORES (14)

No.	Name	Pos.	Ht./Wt.	Hometown
40	Tarik Ahmetbasic	K	6-2/214	Clinton Twp., MI
8	Evan Boyd	WR	6-3/208	East Lansing, MI
17	Semaj Bridgeman	LB	6-2/231	Philadelphia, PA
18	Atticus Caridine	WR	6-1/182	Ypsilanti, MI
56	Cole Dellinger	OL	6-4/293	Clarkston, MI
20	Shawn Foster	WR	5-11/180	Grand Ledge, MI
15	Caleb Gash	DB	6-0/189	South Lyon, MI
65	Stanton Ramil	OL	6-7/312	Binghamton, NY
21	Tracy Revels	DB	6-1/184	Texarkana, TX
25	Chance Rucker	DB	6-1/179	Denton, TX
41	David Santiago	EDGE	6-4/253	Raleigh, NC
54	Cooper Terpstra	OL	6-4/313	Holland, MI
49	Jaxson Wilson	TE	6-5/253	Hartland, MI
22	Jack Yanachik	WR	6-3/202	Rochester Hills, MI

SECOND-YEAR PLAYERS (26)

SECOND-YEAR PLAYERS - SOPHOMORES (5)

No.	Name	Pos.	Ht./Wt.	Hometown
18	Andrew Brinson IV	DB	6-1/182	Tampa, FL
12	Justin Denson Jr.	DB	6-2/194	Providence, RI
5	Makhi Frazier	RB	5-10/218	McKinney, TX
6	Nick Marsh	WR	6-3/203	Detroit, MI
7	Brandon Tullis	RB	6-1/227	Dallas, TX

SECOND-YEAR PLAYERS - REDSHIRT FRESHMEN (21)

No.	Name	Pos.	Ht./Wt.	Hometown
48	Charlie Baker	TE	6-4/248	East Lansing, MI
52	Mikeshun Beeler	DL	6-2/293	Chicago, IL
51	Kekai Burnett	DL	6-2/255	Honolulu, HI
26	Stone Chaney	EDGE	6-4/245	Novi, MI
29	Martin Connington	K	6-0/204	Meridian, ID
87	Luke DeJager	EDGE	6-3/246	Grand Rapids, MI
77	Andrew Dennis	OL	6-4/288	Mt. Pleasant, MI
84	Wyatt Hook	TE	6-6/258	Cupertino, CA
16	Ryland Jessee	QB	6-4/216	San Diego, CA
55	Rakeem Johnson	OL	6-3/294	Boise, ID
11	Anelu Lafaele	EDGE	6-2/239	Kalihi, HI
75	Charlton Luniewski	OL	6-5/307	Cincinnati, OH
79	Mercer Luniewski	OL	6-6/320	Cincinnati, OH
33	Jaxon McCaig	RB	6-1/238	Plymouth, MI
11	Alessio Milivojevic	QB	6-2/218	Wheaton, IL
56	Chris Piowarczyk	LB	6-0/238	Fenton, MI
45	Brady Pretzlaff	LB	6-3/237	Gaylord, MI
63	Payton Stewart	OL	6-6/308	Kelso, WA
39	Elisha West	DB	5-11/194	Gaithersburg, MD
20	Keshawn Williams	DB	6-0/182	Murfreesboro, TN
73	Rustin Young	OL	6-4/296	Honolulu, HI

FIRST-YEAR PLAYERS - FRESHMEN (23)

No.	Name	Pos.	Ht./Wt.	Hometown
36	Leonard Ah You	LB	6-3/230	Laie, HI
62	Justin Bell	OL	6-6/311	Macomb Twp., MI
25	Jace Clarizio	RB	5-10/208	East Lansing, MI
17	Braylon Collier	WR	6-0/176	Sandusky, OH
31	Deuce Edwards	DB	6-0/190	Richmond, VA
28	Zion Gist	RB	5-11/205	Frankfort, IL
15	Leo Hannan	QB	6-3/215	Long Beach, CA
89	Nick Hardy	WR	6-1/192	Birmingham, MI
50	Antonio Johnson	OL	6-4/307	Detroit, MI
27	Darrin Jones Jr.	RB	5-10/202	Lake Orion, MI
33	DiMari Malone	LB	6-1/235	Macomb Twp., MI
29	George Mullins	DB	6-2/191	Webster, FL
76	Drew Nichols	OL	6-4/281	Murrieta, FL
68	Rashawn Rogers	OL	6-6/335	Grand Rapids, MI
31	Jayden Savoury	TE	6-4/240	Canton, MI
98	Derrick Simmons	DL	6-3/297	Frankenmuth, MI
19	Charles Taplin	WR	6-0/178	Red Oak, TX
94	Cal Thrush	DL	6-4/247	Upper Arlington, OH
2	Aydan West	DB	5-11/190	Gaithersburg, MD
40	DeJae White	LB	6-2/219	Pontiac, MI
14	Bryson Williams	WR	6-1/219	Canton, MI
87	Jack Wills	LS	6-2/217	Hudsonville, MI
32	Evan Young	DB	6-0/192	Lufkin, TX

BREAKDOWN:

Total: 117

Newcomers: 48

Transfers: 24

Freshman: 23

Previous MSU student: 1 (Blake Sislo)

Returning Players: 69

Graduates (+): 17

Total Transfers (all years): 43 (2 from 2023; 17 from 2024, 24 from 2025)



ROSTER - YEAR-BY-YEAR

2020 (2)

Joined as freshmen (2)

LB Sam Edwards, LB Darius Snow

Transfers (0)

-

2021 (1)

Joined as freshmen (1)

DB Khalil Majeed

Transfers (0)

-

2022 (11)

Joined as freshmen (11)

OL Gavin Broschious, FB Jay Coyne, P Ryan Eckley, OL Ashton Lepo, TE Michael Masunas, LB David Millikin, DL Ben Nelson, OL Kristian Phillips, DB Malik Spencer, DL Alex VanSumeren, DB Ade Willie

Transfers (0)

-

2023 (13)

Joined as freshmen (11)

K Tarik Ahmetbasic, OL Cole Dellinger, DB Caleb Gash, LB Jordan Hall, TE Brennan Parachek, OL Stanton Ramil, DB Chance Rucker, OL Cooper Terpstra, DL Jalen Thompson, TE Jaxson Wilson, WR Jack Yanachik

Transfers (2)

WR Alante Brown (Nebraska), DB Armorian Smith (Cincinnati)

2024 (42)

Joined as freshmen (25)

DB Andrew Brinson IV, TE Charlie Baker, DL Mikeshun Beeler, DL Kekai Burnett, WR Atticus Carridine, EDGE Stone Chaney, K Martin Connington, DB Justin Denson Jr., EDGE Luke DeJager, RB Makhi Frazier, TE Wyatt Hook, QB Ryland Jessee, OL Rakeem Johnson, OL Hayden Lorus, OL Charlon Luniewski, OL Mercer Luniowski, WR Nick Marsh, RB Jaxon McCaig, QB Alessio Milivojevic, DL Chris Piwowarczyk, LB Brady Pretzlaff, OL Payton Stewart, RB Brandon Tullis, DB Keshawn Williams, OL Rustin Young

Transfers (17)

LB Semaj Bridgeman (Michigan), DL Ru'Quan Buckley (Nebraska), QB Aidan Chiles (Oregon State), OL Andrew Dennis (Illinois), DL Quindarius Dunnigan (Middle Tennessee State), WR Shawn Foster (Hope College), EDGE Tyler Gillison (Cincinnati), DB Aveon Grose (Southern Illinois/Charlotte), DB Jeremiah Hughes (LSU), DB Nikai Martinez (UCF), LB Wayne Matthews III (Old Dominion), LB Marcellius Pulliam (Miami), DL Ben Roberts (Oregon), DL Jalen Satchell (Old Dominion), LS Kaden Schickel (James Madison), TE Jack Velling (Oregon State), P Carson Voss (Western Michigan)

2025 (48)

Joined as freshmen (23)

LB Leonard Ah You, OL, Justin Bell, RB Jace Clarizio, WR Braylon Collier, DB Deuce Edwards, RB Zion Gist, QB Leo Hannan, WR Nick Hardy, OL Antonio Johnson, RB Darrin Jones Jr., LB DiMari Malone, DB George Mullins, OL Drew Nichols, OL Rashawn Rogers, TE Jayden Savoury, DL Derrick Simmons, WR Charles Taplin, DL Cal Thrush, DB Aydan West, LB DeJae White, ATH Bryson Williams, LS Jack Wills, DB Evan Young

Transfers (24)

DB Malcolm Bell (UConn), WR Evan Boyd (Central Michigan), WR Rodney Bullard Jr. (Valdosta State), DB Nijhay Burt (Eastern Illinois), OL Caleb Carter (Western Carolina), DB Devynn Cromwell (Texas Tech), DB Joshua Eaton (Oklahoma/Texas State), OL Matt Gulbin (Wake Forest), DL Grady Kelly (Colorado State/Florida State), WR Omari Kelly (Auburn/Middle Tennessee State), EDGE Anelu Lafaele (Wisconsin), WR Chrishon McCray (Kent State), LB Aisea Moa (BYU), OL Conner Moore (Montana State), DB Dontavious Nash (East Carolina), DB Anthony Pinnace III (Iowa Western Community College/UTSA), DB Tracy Revels (Bowling Green), TE Kai Rios (Indiana State), EDGE David Santiago (Air Force), EDGE Isaac Smith (Texas Tech), RB Elijah Tau-Tolliver (Sacramento State), OL Luka Vincic (Oregon State), DB Elisha West (Merrimack), EDGE Cam Williams (Troy/Jacksonville State/Georgia State)

Joined as fifth-year senior (1)

K Blake Sislo



HEAD COACH JONATHAN SMITH



Jonathan Smith, who led Oregon State to new heights during his six-year coaching tenure from 2018-23, was named Michigan State University's 26th head football coach on Nov. 25, 2023.

Smith enters his second season leading the Spartans in 2025 after laying a strong foundation for the program during his first year in 2024.

Known for developing talent, the 46-year-old Smith has coached 10 All-Americans, 22 NFL Draft picks and more than 100 all-conference selections in his career, while also coaching in 10 bowl games, including the 2016 College Football Playoff as an offensive coordinator at Washington.

Named the 2022 Pac-12 Co-Coach of the Year, Smith built Oregon State into one of the top teams in the conference. He led the Beavers, who were ranked as high as 11th in the College Football Playoff rankings during the 2023 season, to an 8-4

record in the regular season and their third straight bowl appearance, a first for the program since 2006-09. OSU went 25-13 in Smith's final three seasons (2021-23), including a No. 17 ranking in 2022 and a win over Florida in the Las Vegas Bowl.

Smith coached eight All-Americans during his OSU tenure (2018-23), including five his last two seasons (OL Taliese Fuaga, OL Tanner Miller and DB Kitan Oladapo in 2023; WR/PR Anthony Gould and LB Jack Colletto in 2022). In addition, Colletto was named the 2022 Paul Hornung Award winner for the nation's most versatile player, marking Oregon State's fourth major award winner in school history. Smith also coached two Pac-12 Freshman Offensive Players of the Year in Jermar Jefferson (2018) and Damien Martinez (2022) and four Freshman All-Americans overall. OSU tallied 74 All-Pac-12 selections during Smith's six seasons in Corvallis.

Eleven Beavers were drafted under Smith's tutelage, and an additional 20 signed as undrafted free agents. Offensive tackle Taliese Fuaga became the highest-drafted OSU player in 10 years as he was picked in the first round (No. 14 overall) of the 2024 NFL Draft by the New Orleans Saints.

Smith helped create one of the toughest home atmospheres in all of college football, as Oregon State compiled a 16-2 record at Reser Stadium over his last three years



(2021-23). Off the field, Smith led a culture of success in the classroom with a total of 168 Pac-12 Academic Honor Roll selections in his six seasons.

Smith held his introductory press conference in front of Spartan supporters, athletics staff and media from around the state of Michigan on Nov. 28, 2023, inside the Hall of History at the Breslin Center.

"My family and I are excited to join the Michigan State football family," said Smith upon his hiring. "There are no shortcuts, and we will be a program that's willing to do the work required to experience sustained success."

Smith became the fifth MSU head coach to start 3-0 overall in his first season as the Spartans' head coach, and the first since Hall of Fame Coach Mark Dantonio in 2007. The Spartans topped Florida Atlantic, 16-10, in Smith's Spartan debut on Aug. 30, 2024, and also opened the season with wins at Maryland and over Prairie View A&M. In addition, MSU had victories over Iowa and Purdue in closing the year narrowly missing a bowl bid with a 5-7 record. In the classroom, Michigan State set a program record with its highest-ever semester GPA and cumulative GPA, and had 32 Academic All-Big Ten honorees and a school-record seven Academic All-District selections.

Six Spartans ended the 2024 season with All-Big Ten recognition: sixth-year graduate defensive lineman

Khris Bogle (honorable mention, media), redshirt junior defensive back Charles Brantley (honorable mention, coaches and media), redshirt junior punter Ryan Eckley (second team, media; third team, coaches), sixth-year placekicker Jonathan Kim (second team, coaches and media), fifth-year graduate offensive lineman Luke Newman (honorable mention, coaches and media) and fifth-year senior linebacker Jordan Turner (honorable mention, coaches and media). Newman became the first NFL Draft pick in the Smith era at Michigan State, getting selected in the sixth round (No. 195 overall) by the Chicago Bears.

In Smith's final season at Oregon State in 2023, the Beavers were ranked in the AP Top 25 the first 12 weeks of the 2023 season, a first in program history, including two victories over ranked opponents (No. 10 Utah, No. 18 UCLA). The Beavers had one of the best defenses in the country, ranking seventh in the FBS in sacks (3.00 per game), 17th in rushing defense (104.1 ypg) and 18th in interceptions (12) during the regular season.

On the offensive side of the ball, Smith mentored quarterback D.J. Uiagalelei to a career high in passing yards (2,638; 219.8 ypg) in addition to his 21 touchdown passes. The Beavers averaged 33.8 points per game during the regular season, good for fourth in the Pac-12 and 26th in the FBS, and ranked 36th in the country in total offense (426.9 ypg). Sophomore Damien Martinez, a semifinalist for the Doak Walker

Award, led the Pac-12 in rushing yards (1,185; 98.8 ypg) in the regular season and was helped by an offensive line that was named one of 12 semifinalists for the Joe Moore Award. That group was anchored by junior first-team All-American offensive tackle Taliese Fuaga, who was one of seven semifinalists for the Outland Trophy and a first-round NFL Draft pick, and guard/center Tanner Miller, who earned second-team All-America honors from ESPN.com.

Smith was named the Pac-12 Co-Head Coach of the Year and the AFCA Region 5 Coach of the Year in 2022 after leading Oregon State to 10 wins for just the third time in program history. The Beavers (10-3, 6-3 Pac-12) finished No. 17 in both the AP and Coaches Poll following a 30-3 win over Florida in the Las Vegas Bowl. OSU ranked No. 1 in the Pac-12 in scoring defense (20.0 ppg), rushing defense (108.2 ypg), total defense (332.8 ypg) and pass efficiency defense (114.1 rating).

Smith led the Beavers to their first winning campaign and bowl appearance in eight years during the 2021 season as Oregon State went 7-5 in the regular season and earned a berth to the Jimmy Kimmel LA Bowl. The offense was the key to OSU's resurgence, setting a program record with 6.4 yards per play while averaging 31.2 points per game and gaining 5,581 total yards. In addition, B.J. Baylor became the first Beaver to lead the Pac-12 in rushing (1,337 yards) since 2003.





2025 SPARTAN FOOTBALL GAME NOTES



During the shortened 2020 season, Jermar Jefferson earned All-America honors for the second time in his career and was tabbed the Co-Offensive Player of the Year by The Associated Press. A member of Smith's first recruiting class, Jefferson closed his OSU career ranked fifth in school history in rushing yards (2,923), rushing touchdowns (27) and 100-yard games (15). He was also selected as a Freshman All-American and the Pac-12's Freshman Offensive Player of the Year in 2018. Jefferson was one of three players to earn first-team All-Pac-12 accolades, becoming the first Beavers to earn first-team all-league honors since 2013.

In just his second season in Corvallis in 2019, Smith nearly led the Beavers to a bowl game, coming up just short at 5-7 while still tying for second place in the Pac-12 North (4-5). The beginning stages of his program development were on display with statistical improvements on both sides of the ball while also winning three road league games for the first time in six seasons. Redshirt junior linebacker Hamilcar Rashed Jr. led the nation with an OSU school-record 22.5 tackles for loss with 14 sacks to earn first-team All-America honors.

Smith returned to his alma mater as head coach on Nov. 29, 2017, following a highly successful four-year stint as offensive coordinator at Washington. He inherited a program that went from winless in the Pac-12 the year before his arrival as head coach to one of the top teams in the conference and consecutive Top 25 rankings six seasons later.

A four-year letterwinner at quarterback for the Beavers from 1998-2001, Smith helped lead OSU to its greatest

season in school history in 2000 with a school-record 11 wins, No. 4 ranking in the AP Poll, and a 41-9 victory over Notre Dame in the Fiesta Bowl. He was named the Fiesta Bowl Offensive MVP for his three-touchdown, 305-yard performance against the Fighting Irish. Smith finished his career as the all-time leader in school history in passing yards (9,680), touchdown passes (55), single-game passing yards (469 vs. Washington in 1998) and single-season passing yards (3,053). He also left OSU ranked No. 3 in conference history for passing yards and total offense, and his

9,680 passing yards are still third in school history. Smith was named the Pac-12 Offensive Player of the Week multiple times during his career and he earned honorable mention all-league honors twice.

Smith – who joined Oregon State as a walk-on – earned his first career start midway through his freshman season in 1998, and the two-time captain held that position the rest of his time in Corvallis, spanning a total of 38 games.

Following his prominent collegiate career, Smith entered the coaching ranks as a graduate assistant at OSU under National Championship-winning coach Dennis Erickson in 2002. He also was a GA under Mike Riley, the winningest coach in Oregon State history, in 2003. During his time as a graduate assistant, Smith helped the Beavers to the 2002 Insight Bowl and the 2003 Las Vegas Bowl and worked with longtime NFL quarterback Derek Anderson.

Smith landed his first full-time coaching position as the quarterbacks coach at Idaho in 2004, and in his final season with the Vandals in 2009, the team ranked ninth in the nation for total offense (451.4 yards per game), 12th for passing offense (286.7 yards per game) and 20th in scoring (32.7 points per game).

He then spent two seasons (2010-11) as the offensive coordinator and quarterbacks coach at Montana. During the 2011 season, the Grizzlies posted one of the best offenses in the country and advanced to the FCS semifinals.

Smith made the jump to FBS in 2012 and joined Chris Petersen's staff at Boise State as the quarterbacks coach for two seasons (2012-13). The Broncos won a share of the Mountain West Conference title in his first season at BSU and also posted a win over Washington in the Las Vegas Bowl.





Smith then followed Petersen to Washington to be the program's offensive coordinator and quarterbacks coach, and the Huskies quickly turned into a national power.

Smith helped the Huskies to one of their best seasons in school history in 2016, when UW won 12 games, claimed the Pac-12 title, earned a berth in the College Football Playoff, and finished No. 4 in the national polls. He mentored quarterback Jake Browning, the Pac-12 Player of the Year, to a record-setting career in Washington. Browning set a school record with 43 touchdown passes as a sophomore in 2017 while throwing for 3,430 yards. The Huskies won 10 games in 2017 and advanced to their second straight New Year's Six bowl game with an appearance in the Fiesta Bowl.

Smith was a three-year starting quarterback at Glendora (Calif.) High School before his record-setting career at Oregon State, where he graduated with a bachelor's degree in liberal studies in 2001.



THE SMITH FILE

► COACHING EXPERIENCE:

- Graduate assistant at Oregon State (2002-03)
- Quarterbacks coach at Idaho (2004-09)
- Offensive coordinator/quarterbacks coach at Montana (2010-11)
- Quarterbacks coach at Boise State (2012-13)
- Offensive coordinator/quarterbacks Coach at Washington (2014-17)
- Head coach at Oregon State (2018-23)
- Head coach at Michigan State (2024-)

► **PERSONAL DATA:** Born Jan. 18, 1979. Family: wife Candice and three children: Robert, Bella and Charles.

► **CONNECT:** X: @Coach_Smith

► **EDUCATION:** Bachelor's degree in liberal studies from Oregon State in 2001.

► **HEAD COACHING RECORD:** 42-46 in his eighth season as head coach (Oregon State, 2018-23; Michigan State, 2024-).

► **PLAYING EXPERIENCE:** College: Four-year letterwinner as a quarterback at Oregon State (1998-2001).

► POSTSEASON EXPERIENCE/BOWL TEAMS:

Coach: 2002 Insight Bowl, 2003 Las Vegas Bowl, 2009 Humanitarian Bowl, 2012 Las Vegas Bowl, 2013 Hawai'i Bowl, 2014 Cactus Bowl, 2015 Heart of Dallas Bowl, 2016 College Football Playoff Semifinal at Chick-fil-A Peach Bowl, 2017 Fiesta Bowl, 2021 Jimmy Kimmel LA Bowl, 2022 Las Vegas Bowl.

Player: 1999 O'ahu Bowl, 2000 Fiesta Bowl.

► **NFL DRAFT PICKS:** Smith has coached 22 NFL draft picks during his career.

Year-by-Year Breakdown:

2025 (2): OG Luke Newman (Michigan State; 6th round, No. 195 overall, Chicago); RB Damien Martinez (Oregon State/Miami; 7th round, No. 223 overall, Seattle)

2024 (3): OT Taliese Fauga (Oregon State; 1st round, No. 14 overall, New Orleans); WR Anthony Gould (Oregon State; 5th round, No. 142 overall, Indianapolis); S Kitan Oladapo (Oregon State; 5th round, No. 169 overall, Green Bay)

2023 (2): TE Luke Musgrave (Oregon State; 2nd round, No. 42 overall, Green Bay); DB Alex Austin (Oregon State; 7th round, No. 252 overall, Buffalo)

2022 (1): TE Teagan Quitoriano (Oregon State; 5th round, No. 170 overall, Houston)

2021 (2): DB Nahshon Wright (Oregon State; 3rd round, No. 99 overall, Dallas); RB Jermar Jefferson (Oregon State; 7th round, No. 257 overall, Detroit)

2020 (4): C Nick Harris (Washington; 5th round, No. 160 overall, Cleveland); QB Jake Luton (Oregon State; 6th round, No. 189 overall, Jacksonville); OT Blake Brandel (Oregon State; 6th round, No. 203 overall, Minnesota); WR Isaiah Hodgins (Oregon State; 6th round, No. 207 overall, Buffalo)

2019 (3): OT Kaleb McGary (Washington; 1st round, No. 31 overall, Atlanta); TE Drew Sample (Washington; 2nd round, No. 52 overall, Cincinnati); RB Myles Gaskin (Washington; 7th round, No. 234 overall, Miami)

2018 (2): WR Dante Pettis (Washington; 2nd round, No. 44 overall, San Francisco); TE Will Dissly (Washington; 4th round, No. 120 overall, Seattle)

2017 (1): WR John Ross (Washington; 1st round, No. 9 overall, Cincinnati)

2016 (1): RB Dwayne Washington (Washington; 7th round, No. 236 overall, Detroit)

2011 (1): QB Nathan Enderle (Idaho; 5th round, No. 160 overall, Chicago)

SMITH'S CAREER RECORD: HEAD COACH

Year	School	Overall			Conference			Finish	Bowl	Rk.
		W	L	Pct.	W	L	Pct.			
2018	Oregon State	2	10	.167	1	8	.111	6th (Pac-12 North)	-	-
2019	Oregon State	5	7	.417	4	5	.444	T-2nd (Pac-12 North)	-	-
2020	Oregon State	2	5	.286	2	5	.286	4th (Pac-12 North)	-	-
2021	Oregon State	7	6	.538	5	4	.556	3rd (Pac-12 North)	LA Bowl (L)	-
2022	Oregon State	10	3	.769	6	3	.667	T-5th (Pac-12)	Las Vegas Bowl (W)	17/17
2023	Oregon State	8	4	.667	5	4	.556	T-4th (Pac-12)	Sun Bowl*	-
2024	Michigan State	5	7	.417	3	6	.333	T-12th (Big Ten)	-	-
2025	Michigan State	3	4	.429	0	4	.000	-	-	-
Totals		42	46	.477	26	39	.400	-	-	-

* Did not coach OSU in 2023 Sun Bowl



2025 COACHING STAFF



Jonathan Smith
Head Coach
Second Year at MSU
Game Day Location: Sideline



Blue Adams
Secondary
Second Year at MSU
Game Day Location: Sideline



James Adams
Safeties
First Year at MSU
Game Day Location: Sideline



Keith Bhonapha
Assistant Head Coach/Running
Backs/Co-Special Teams Coordinator
Second Year at MSU
Game Day Location: Sideline



Jon Boyer
Quarterbacks
First Year at MSU
Game Day Location: Sideline



Courtney Hawkins
Wide Receivers
Sixth Year at MSU
Game Day Location: Sideline



Brian Lindgren
Offensive Coordinator/
Quarterbacks
Second Year at MSU
Game Day Location: Booth



Jim Michalczyk
Offensive Line/
Run Game Coordinator
Second Year at MSU
Game Day Location: Sideline



Joe Rossi
Defensive Coordinator/
Linebackers
Second Year at MSU
Game Day Location: Booth



Legi Suaiaunoa
Defensive Line
Second Year at MSU
Game Day Location: Sideline



Chad Wilt
Co-Special Teams Coordinator/
Rush Ends
Second Year at MSU
Game Day Location: Sideline



Brian Wozniak
Tight Ends/
Recruiting Coordinator
Second Year at MSU
Game Day Location: Sideline



OFFENSE

100-YARD RUSHING GAME

Spartans: Makhi Frazier, 103 yards vs. Western Michigan, Aug. 29, 2025 (MSU 23-6)
Opponent: Waymond Jordan (157 yards), USC, Sept. 20, 2025 (USC 45-31)

150-YARD RUSHING GAME

Spartans: Kenneth Walker III, 197 yards vs. Michigan, Oct. 30, 2021 (MSU 37-33)
Opponent: Waymond Jordan (157 yards), USC, Sept. 20, 2025 (USC 45-31)

200-YARD RUSHING GAME

Spartans: Kenneth Walker III, 233 yards vs. Rutgers, Oct. 9, 2021 (MSU 31-13)
Opponent: Jordan Nubin (204 yards), Minnesota, Oct. 28, 2023 (MINN 27-12)

150 RUSHING YARDS AT HALFTIME

Spartans: Javon Ringer, 160 yards vs. Indiana, Oct. 13, 2007 (MSU 52-27)
Opponent: Jordan James (151 yards), Oregon, Oct. 4, 2024 (ORE 31-10)

30 OR MORE CARRIES

Spartans: Kenneth Walker III, 30 vs. Penn State, Nov. 27, 2021 (MSU 30-27)
Opponent: Kyle Monangai, Rutgers, 31, Nov. 30, 2024 (RUT 41-14)

40 OR MORE CARRIES

Spartans: Le'Veon Bell, 44 vs. Boise State, Aug. 31, 2012 (MSU 17-13)
Opponent: Jordan Nubin, Minnesota, 40, Oct. 28, 2023 (MINN 27-12)

TWO PLAYERS WITH 100-YARD RUSHING GAMES

Spartans: Jalen Berger (119 yards) and Elijah Collins (107 yards), vs. Indiana, Nov. 19, 2022 (IU 39-31 2OT)
Opponent: Kayton Allen (137 yards) and Nicholas Singleton (118 yards), Penn State, Nov. 24, 2023 (PSU 42-0)

TWO PLAYERS WITH MULTIPLE RUSHING TDS

Spartans: Jalen Berger (3) and Jarek Broussard (2), vs. Akron, Sept. 10, 2022 (MSU 52-0)

300-YARD PASSING GAME

Spartans: Aidan Chiles, 363 yards (24-for-39) vs. Maryland, Sept. 7, 2024 (MSU 27-24)
Opponent: Fernando Mendoza, Indiana, 332 yards (24-for-28), Oct. 18, 2025 (IU 38-13)

400-YARD PASSING GAME

Spartans: Brian Lewerke, 400 yards (33-for-56) vs. Penn State, Nov. 4, 2017 (MSU 27-24)
Opponent: Michael Penix Jr., Washington, 473 yards (27-for-35), Sept. 16, 2023 (UW 41-17)

500-YARD PASSING GAME

Spartans: Not accomplished.
Opponent: Aidan O'Connell, Purdue, 536 yards (40-for-54), Nov. 6, 2021 (PUR 40-29)

TWO PLAYERS WITH 100-YARD RECEIVING GAMES

Spartans: Nick Marsh, 113 yards (8 catches) and Montorie Foster Jr., 100 yards (5 catches) vs. Iowa, Oct. 19, 2024 (MSU 32-20)
Opponent: Rome Odunze, 180 yards (8 catches), Ja'Lynn Polk, 118 yards (5 catches), Washington, Sept. 16, 2023 (UW 41-17)

150-YARD RECEIVING GAME

Spartans: Nick Marsh, 194 yards (8 catches) vs. Maryland, Sept. 7, 2024 (MSU 27-24)
Opponent: Tai Felton, 152 yards (11 catches), Maryland, Sept. 7, 2024 (MSU 27-24)

150-YARD RECEIVING GAME AT HALFTIME

Spartans: Jalen Nailor, 208 yards (4 catches) vs. Rutgers, Oct. 9, 2021 (MSU 31-13) * school record for first half

200-YARD RECEIVING GAME

Spartans: Jalen Nailor, 221 yards (5 catches) vs. Rutgers, Oct. 9, 2021 (MSU 31-13)
Opponent: David Bell, 217 yards (11 catches), Purdue, Nov. 6, 2021 (PUR 40-29)

10 STRAIGHT COMPLETIONS TO START GAME

Spartans: Payton Thorne, 10 vs. Washington, Sept. 17, 2022 (UW 39-28)

10 STRAIGHT COMPLETIONS

Spartans: Aidan Chiles, 20 vs. Indiana, Oct. 18, 2025 (IU 38-13) * school record

30 PASS COMPLETIONS

Spartans: Payton Thorne, 30 vs. Washington (42 attempts), Sept. 17, 2022 (UW 39-28)
Opponent: Dylan Loneragan, Boston College, 34, Sept. 6, 2025 (MSU 42-40, 2 OT)

SCORED FOUR RUSHING TDS

Spartans: Kenneth Walker III, five vs. Michigan (runs of 27, 8, 1, 58, 23 yards), Oct. 30, 2021 (MSU 37-33)
Opponent: Larry Johnson, Penn State, four (runs of 11, 78, 11, 38 yards), Nov. 23, 2002 (PSU 61-7)

SCORED FOUR RUSHING TDS IN FIRST HALF

Spartans: Jehuau Calulnick, four vs. UAB (runs of 5, 1, 42 and 5 yards), Sept. 1, 2007 (MSU 55-18)
 * tied school record with Blake Ezor (1989 vs. Northwestern)

SCORED THREE RUSHING TDS IN ONE QUARTER

Spartans: Nathan Carter, three vs. Richmond (runs of 2, 44, 6 yards in third quarter), Sept. 9, 2022 (MSU 45-14)

SCORED FOUR TDS

Spartans: Kenneth Walker III, five vs. Michigan (runs of 27, 8, 1, 58, 23 yards), Oct. 30, 2021 (MSU 37-33)
Opponent: Montee Ball, Wisconsin, four (3 rush, 1 receiving), Dec. 3, 2011 (WIS 42-39)

SCORED FIVE TDS

Spartans: Kenneth Walker III, five vs. Michigan (runs of 27, 8, 1, 58, 23 yards), Oct. 30, 2021 (MSU 37-33)
Opponent: Lee Evans, Wisconsin, five (catches of 9, 75, 18, 70, 18 yards), Nov. 15, 2003 (WIS 56-21)

SCORED TD ON FIRST PLAY FROM SCRIMMAGE

Spartans: Payton Thorne to Jayden Reed, 75-yard TD, Youngstown State, Sept. 11, 2021 (MSU 42-14)

THREW FOUR TD PASSES

Spartans: Aidan Chiles, four vs. Boston College, Sept. 6, 2025 (MSU 42-40, 2OT)
Opponent: Fernando Mendoza, Indiana, four, Oct. 18, 2025 (IU 38-13)

THREW FIVE TD PASSES

Spartans: Drew Stanton, five vs. Illinois, Sept. 24, 2005 (MSU 61-14) *school record
Opponent: C.J. Stroud, Ohio State, six, Oct. 8, 2022 (OSU 49-20)

THREE TD RECEPTIONS

Spartans: Jalen Nailor, three vs. Rutgers (63, 63, 65 yards from Payton Thorne), Oct. 9, 2021 (MSU 31-13)
Opponent: Jack Westover, Washington, three (catches of 5, 13, 7 yards), Sept. 16, 2023 (UW 41-7)

QUARTERBACK WITH TD RECEPTION

Spartans: Brian Lewerke 4-yard pass from Darrell Stewart vs. Michigan, Oct. 20, 2018 (UM 21-7)

NON-QUARTERBACK WITH TD PASS

Spartans: WR Jayden Reed 25-yard pass to WR Keon Coleman vs. Wisconsin, Oct. 15, 2022 (MSU 34-28 2OT)
Opponent: RB Donovan Edwards 23-yard pass to TE Colston Loveland, Michigan, Oct. 26, 2024 (UM 24-17)

RUSHING/RECEIVING TD IN SAME GAME

Spartans: Nathan Carter, 2-yard rush and 20-yard reception, vs. Purdue, Nov. 22, 2024 (MSU 24-17)

RUSHING/PASSING TD IN SAME GAME

Spartans: Alessio Miliivojevic, 1-yard rush and 2-yard pass, vs. Nebraska, Oct. 4, 2025 (NEB 38-27)

PASSING/RECEIVING TD IN SAME GAME

Spartans: Jayden Reed 25-yard pass to Keon Coleman; Reed 27-yard reception from Payton Thorne (both in overtime), vs. Wisconsin, Oct. 15, 2022 (MSU 34-28 2OT)

80-YARD OR LONGER TD RECEPTION

Spartans: Payton Thorne to Jayden Reed, 85 yards vs. Youngstown State, Sept. 11, 2021 (MSU 42-14)
Opponent: Cade McNamara to Andre Anthony, Michigan, 93 yards, Oct. 30, 2021 (MSU 37-33)

80-YARD OR LONGER TD RUN

Spartans: Kenneth Walker III, 94 yards vs. Rutgers, Oct. 9, 2021 (MSU 31-13) * school record
Opponent: Mike Weber, Ohio State, 82 yards, Nov. 11, 2017 (OSU 48-3)

BACK-TO-BACK 200-YARD RUSHING GAMES

Spartans: Javon Ringer, 2008 (Florida Atlantic and Notre Dame)
 * First time accomplished in school history

10 STRAIGHT 100-YARD RUSHING GAMES*

Spartans: Jeremy Langford, 2014 (Sept. 27 Wyoming - Jan. 1 Baylor) * school record

300 ALL-PURPOSE YARDS

Spartans: Javon Ringer, 308 yards vs. Florida Atlantic, Sept. 13, 2008 (MSU 17-0)

DID NOT SCORE A TOUCHDOWN

Spartans: vs. Penn State, Nov. 24, 2023 (PSU 42-0)
Opponent: Prairie View A&M, Sept. 14, 2024 (MSU 40-0)

DID NOT SCORE AN OFFENSIVE TOUCHDOWN

Spartans: vs. Penn State, Nov. 24, 2023 (PSU 42-0)
Opponent: Western Michigan, Aug. 29, 2025 (MSU 23-6)

NEITHER TEAM SCORED A TOUCHDOWN

Nov. 17, 2018, Michigan State at Nebraska (NEB 9-6)

SPECIAL TEAMS

KICKOFF RETURN FOR TOUCHDOWN

Spartans: R.J. Shelton, 90 yards vs. Penn State, Nov. 29, 2014 (MSU 34-10)
Opponent: Jaylin Lucas, Indiana, 88 yards, Nov. 19, 2022 (IU 39-31 2OT)

PUNT RETURN FOR TOUCHDOWN

Spartans: Jadyen Reed, 88 yards vs. Western Kentucky, Oct. 2, 2021 (MSU 48-31)
Opponent: Cooper DeJean, Iowa, 70 yards, Sept. 30, 2023 (IOWA 26-16)

BLOCKED PUNT RETURN FOR TOUCHDOWN

Spartans: Bennie Fowler, 0 yards (recovered in end zone; blocked by Kyler Elsworth, 36-yard return) vs. Wisconsin, Oct. 22, 2011 (MSU 37-31)
Opponent: Carter Nelson, Nebraska, 3 yards (blocked by Jamir Conn), Oct. 4, 2025 (NEB 38-27)

BLOCKED PUNT

Spartans: Dominique Long vs. Tulsa, Aug. 30, 2019 (MSU 28-7)
Opponent: Jamir Conn of Nebraska blocked Ryan Eckley's punt/Carter Nelson returned for TD, Oct. 4, 2025 (NEB 38-27)

SPECIALIST SCORED A TOUCHDOWN

Spartans: PK Matt Coghlin vs. Indiana, Sept. 22, 2018 (MSU 35-21)

BLOCKED FIELD GOAL

Spartans: Ru'Quan Buckley vs. Purdue, blocked Ben Freehill's 30-yard attempt, Nov. 22, 2024 (MSU 24-17)
Opponent: James Head Jr., Indiana, blocked Ben Patton's 28-yard attempt, Nov. 19, 2022 (IU 39-31 2OT)

BLOCKED TWO FIELD GOALS

Spartans: Percy Snow vs. Minnesota, Nov. 11, 1989 (MSU 21-7)

DEFENSIVE EXTRA POINT SCORED

Spartans: Ashton Watson, returned blocked PAT, vs. Indiana, Oct. 29, 2025 (MSU 46-15)
Opponent: Jabrill Peppers, Michigan, returned fumble on 2-point conversion, Oct. 29, 2016 (MICH 32-23)

SUCCESSFUL 2-POINT CONVERSION

Spartans: Aidan Chiles pass to Omari Kelly, vs. Boston College, Sept. 6, 2025 (MSU 42-40, 2OT)
Opponent: Athan Kaliakmanis pass to KJ Duffe, Rutgers, Nov. 30, 2024 (RUT 41-14)

70-YARD PUNT

Spartans: Bryce Baringer, 72 yards vs. Penn State, Nov. 26, 2022 (PSU 35-16)
Opponent: Druce Chrisman, Ohio State, 74 yards, Dec. 5, 2020 (OSU 52-12)

50-YARD FIELD GOAL

Spartans: Martin Connington, 50 yards vs. Boston College, Sept. 6, 2025 (MSU 42-40, 2OT)
Opponent: Andrew Boyle, Oregon, 50 yards, Oct. 4, 2024 (ORE 31-10)

KICKED FOUR FIELD GOALS

Spartans: Jonathan Kim, six vs. Iowa (42, 43, 36, 29, 55, 46 yards), Oct. 19, 2024 (MSU 32-20) * school record
Opponent: Jai Patel, Rutgers, four (25, 42, 30, 29), Nov. 30, 2024 (RUT 41-14)

MISSED/BLOCKED/FAILED EXTRA POINT

Spartans: Martin Connington vs. UCLA, Oct. 11, 2025 (UCLA 38-13)
Opponent: Dominic Zvada, Michigan, Oct. 26, 2024 (UM 24-17)

SUCCESSFUL ONSIDE KICK

Spartans: Kevin Cronin vs. Baylor, Jan. 1, 2015 (MSU 42-41)
Opponent: Palmer Domschke, Western Michigan, Aug. 29, 2025 (MSU 23-6)

DEFENSE

HELD TO 25 OR FEWER YARDS RUSHING

Spartans: -36 yards vs. Indiana (32 attempts), Nov. 2, 2024 (IU 47-10)
Opponent: -4 yards by Purdue (19 carries), Nov. 22, 2024 (MSU 24-17)

HELD TO 50 OR FEWER YARDS RUSHING

Spartans: -36 yards vs. Indiana (32 attempts), Nov. 2, 2024 (IU 47-10)
Opponent: 29 yards by Western Michigan (24 carries), Aug. 29, 2025 (MSU 23-6)

HELD TO FEWER THAN 10 FIRST DOWNS

Spartans: 5 vs. Penn State, Nov. 24, 2023 (PSU 42-0)
Opponent: 7 by Rutgers, Nov. 23, 2019 (MSU 27-0)

HELD TO 100 OR FEWER YARDS PASSING

Spartans: 88 yards vs. Penn State (12-20), Nov. 24, 2023 (PSU 42-0)
Opponent: 96 yards by Central Michigan (13-25), Sept. 1, 2023 (MSU 31-7)

HELD TO 100 OR FEWER YARDS PASSING BACK-TO-BACK GAMES

Opponent: 40 yards by Rutgers (6-18-2), Nov. 12, 2016 (MSU 49-0); 86 yards by Ohio State (10-22-0), Nov. 19, 2016 (OSU 17-16)

HELD TO 100 OR FEWER TOTAL YARDS

Spartans: 53 yards vs. Penn State, Nov. 24, 2023 (PSU 42-0)
Opponent: 80 yards by Tulsa, Aug. 30, 2019 (MSU 28-7)

SHUTOUT RECORDED

Spartans: vs. Prairie View A&M (40-0), Sept. 14, 2024
Opponent: by Penn State (42-0), Nov. 24, 2023

SHUTOUT RECORDED IN SPARTAN STADIUM

Spartans: vs. Prairie View A&M (40-0), Sept. 14, 2024
Opponent: by Michigan (49-0), Oct. 21, 2023

SAFETY RECORDED

Spartans: Alex VanSumneren and Jalen Thompson vs. Western Michigan, Aug. 29, 2025 (MSU 23-6)
Opponent: Indiana, Nov. 2, 2024 (IU 47-10)

PLAYER HAD THREE SACKS

Spartans: Jacoby Windmon, four vs. Western Michigan, Sept. 2, 2022 (MSU 35-13)
Opponent: Brandon Graham, Michigan, three, Oct. 25, 2008 (MSU 35-21)

SCORED TWO DEFENSIVE TOUCHDOWNS

Spartans: Two vs. Penn State (Demetrius Cox 77-yard fumble return; Malik McDowell 13-yard interception return), Nov. 28, 2015 (MSU 55-16)
Opponent: Two by Ohio State (Thaddeus Gibson fumble return; Jermale Hines fumble return), Oct. 18, 2008 (OSU 45-7)

SCORED TWO DEFENSIVE TOUCHDOWNS - SAME PLAYER

Spartans: Two vs. South Florida (Shilique Calhoun 4-yard fumble return; Calhoun 56-yard interception return), Sept. 7, 2013 (MSU 21-6) * school record

INTERCEPTION RETURN FOR TOUCHDOWN

Spartans: Charles Brantley, 100 yards vs. Prairie View A&M, Sept. 14, 2024 (MSU 40-0) * school record
Opponent: Daequan Hardy, Penn State, 17 yards, Nov. 27, 2021 (MSU 30-27)

FOUR INTERCEPTIONS (TEAM)

Spartans: Four vs. Central Michigan (Robinson, Lewis, Bulough, Drummond), Sept. 24, 2011 (MSU 45-7)
Opponent: Four by Boston College, Dec. 28, 2007 (BC 24-21)

FORCED FIVE TURNOVERS

Spartans: Forced five vs. Michigan, Oct. 7, 2017 (MSU 14-10)
Opponent: Five forced by Maryland, Sept. 23, 2023 (UMD 31-9)

TWO INTERCEPTIONS (INDIVIDUAL)

Spartans: Shakur Brown, two vs. Northwestern, Nov. 28, 2020 (29-20)

FUMBLE RETURN/RECOVERY FOR TOUCHDOWN

Spartans: Cal Haladay, 42 yards vs. Iowa, Sept. 30, 2023 (IOWA 26-16)
Opponent: Avery Young, Rutgers, 0 yards, Oct. 14, 2023 (RUT 27-24)

PLAYER HAD TWO FUMBLE RECOVERIES

Spartans: Kenny Willekes, two vs. Tulsa, Aug. 30, 2019 (MSU 28-7)

PLAYER HAD THREE FORCED FUMBLES

Spartans: Jacoby Windmon, three vs. Akron, Sept. 10, 2022 (MSU 52-0)

PLAYER HAD FORCED FUMBLE, INT, TFL, 10-PLUS TACKLES IN SAME GAME

Spartans: Jacoby Windmon, 11 tackles, 2 TFLs, 1 INT, 1 FF vs. Wisconsin, Oct. 15, 2022 (MSU 34-28 2OT)

TEAM/MISCELLANEOUS

BIGGEST COMEBACK

Spartans: *35 points (down 38-3) vs. Northwestern on Oct. 21, 2006, with 38 straight points to win, 41-38.
 * NCAA FBS Record

SCORED 40 POINTS IN FIRST HALF

Spartans: 42 points (led 42-16 at half), beat Western Kentucky 48-31 on Oct. 2, 2021

SCORED 45 POINTS IN FIRST



2025 SPARTAN FOOTBALL GAME RECAPS

GAME 1 • MICHIGAN STATE 23, WESTERN MICHIGAN 6

Game 1 | Michigan State 23, Western Michigan 6

Aug. 29, 2025 • East Lansing, Mich.

Spartan Stadium • Att: 71,657

Play-by-play, post-game quotes and notes available at msuspartans.com.

EAST LANSING, Mich. -- Michigan State scored three touchdowns in the first half and opened its 2025 season with a 23-6 win over Western Michigan under Friday night lights on Aug. 29 before a crowd of 71,657 at Spartan Stadium.

Sophomore running back Makhi Frazier carried the ball 14 times for 103 yards and one touchdown, while sophomore running back Brandon Tullis had seven carries for 52 yards and one touchdown as Michigan State finished the night with 181 yards on the ground.

Junior linebacker Jordan Hall led the defense with eight tackles, three solo, while adding one sack and 2.5 tackles for loss. Redshirt senior linebacker Wayne Matthews III added six tackles with a half for loss, including his first career interception, while redshirt junior defensive lineman Alex VanSumeren had five tackles and a half for loss and senior defensive back Malik Spencer had five tackles, including one for loss.

The Spartan defensive unit limited Western Michigan to just 29 rushing yards on 24 attempts, registered four quarterback sacks and 12 tackles for loss, and did not allow the Broncos offense to score. WMU's lone score came on an interception return late in the fourth quarter.

MSU is now 11-0 in home Friday night games to start the season and 13-0 overall in its Friday night season openers during that time span.

Michigan State opened the game's scoring on its first drive of the season, going 74 yards on 10 plays while taking 5:42 off the clock, capped by Tullis' first career touchdown from 12 yards out.

The Spartans went on another lengthy drive on their second series to take a 14-0 lead with 10:43 left in the second quarter. Nick Marsh caught his first touchdown of the season with a 7-yard grab in the end zone to complete a 10-play, 75-yard drive that lasted 5:59.

Michigan State went up 21-0 on Frazier's 9-yard touchdown run with 1:58 remaining in the first half. Frazier's first career score was set up by Chiles' 26-yard scamper down the sideline, equaling his longest rush as a Spartan.

MSU's defense turned Western Michigan over on downs on the first series of the game, then forced four-straight punts before Wayne Matthews III recorded his first career interception with 10 seconds left in the half. The Broncos had just 89 total yards of offense in the first half.

The Spartan defense scored the first points of the second half for MSU, as Alex VanSumeren and Jalen Thompson teamed up for a safety at the 8:01 mark; the safety was set up by Ryan Eckley's punt that was down at the 1-yard line.

Western Michigan got on the board late in the fourth quarter when Broncos safety Tate Hallock, a former Spartan, had a 32-yard interception return for a touchdown with 2:51 to play in the game.

POST-GAME NOTES:

- The game marked the 18th meeting between Michigan State and Western Michigan and Friday night's Victory for MSU was the Spartans' 14th-straight win over WMU that dates back to 1921 . . . MSU now leads the all-time series, 16-2, in the series that began in 1908 . . . the Spartans lead the series in games played in East Lansing, 15-2.



MSU's defense recorded a safety for the second-straight season-opener as red-shirt-junior defensive lineman Alex VanSumeren (91) and junior defensive lineman Jalen Thompson (9) combined for a tackle for loss for a safety, which was the MSU defense's first safety since D'Quan Douse in last year's season-opener vs. Florida Atlantic (Aug. 30). The Michigan State defense registered 12.0 tackles for loss to go with the 4.0 sacks. It was the MSU defense's fourth-straight season opener with 10.0 tackles for loss last year vs. Florida Atlantic, preceding 10.0 vs. Central Michigan (Sept. 1, 2023) and 11.0 vs. Western Michigan (Sept. 2, 2022).

SCORE BY QUARTERS

	1	2	3	4	F
Western Michigan (0-1, 0-0 MAC)	0	0	0	6	- 6
Michigan State (1-0, 0-0 B1G)	7	14	2	0	- 23

SCORING SUMMARY

FIRST QUARTER

MSU (7-0) Tullis 12-yard run (Sislo kick), 5:30 left
Drive: 10 plays, 74 yards, TOP 5:42

SECOND QUARTER

MSU (14-0) Marsh 7-yard pass from Chiles (Sislo kick), 10:43 left
Drive: 10 plays, 75 yards, TOP 5:59

MSU (21-0) Frazier, Makhi 9-yard run (Sislo, Blake kick), 1:50 left
Drive: 6 plays, 54 yards, TOP 2:25

THIRD QUARTER

MSU (23-0) 0-yard safety (VanSumeren and Thompson tackle for loss in endzone), 8:01 left

FOURTH QUARTER

WMU (6-23) Hallock 32-yard interception (Conversion no good), 2:51 left

TEAM STATISTICS

	WMU	MSU
First Downs	10	20
Rushes-Yards	24-29	44-181
Passing Yards	188	155
Passes (C-A-I)	16-33-1	17-24-1
Total Offense	57-217	68-336
Punts-Avg.	6-45.0	6-51.3
Fumbles-Lost	4-0	2-1
Penalties-Yards	5-21	5-35
Possession Time	23:13	36:47

INDIVIDUAL STATISTICS

RUSHING (CARRIES-YARDS-TD)

WMU: Ja. Buckley 9-21; Lowry 4-19; D. Miles 2-2; Leary 1-(-1); B. Jones 8-(-12). **MSU:** Frazier 14-103-1; Tullis 7-52-1; Tau-Tolliver 8-17; O. Kelly 1-8; Chiles 10-8; Bullard 1-(-minus 2); (Team) 3-(-minus 5).

PASSING (C-A-I-YARDS-TD)

WMU: B. Jones 11-23-1-97-0; Lowry 5-10-0-91. **MSU:** Chiles 17-23-0-155-1; Miliwojevic 0-1-1-0-0.

RECEIVING (RECEPTIONS-YARDS-TD)

WMU: T. Williams 6-74; Ja. Buckley 4-7; Brooks 3-85; Chenault 2-17; Conley 1-5. **MSU:** O. Kelly 7-75; Marsh 5-32-1; Masunas 2-22; McCray 1-28; Velling 1-3; Frazier 1-(-5).

TACKLES-TOP FIVE (TOTAL-SOLO-ASSISTS)

WMU: Hallock 9 (7-2); Pope 7 (4-3); Saipaia 6 (2-4); Sims 6 (2-4); Camden 6 (1-5). **MSU:** Hall 8 (3-5); Matthews 6 (1-5); Spencer 5 (4-1); VanSumeren 5 (1-4); Three players 3.



GAME 2 • MICHIGAN STATE 42, BOSTON COLLEGE 40 (2OT)

Game 2 | Michigan State 42, Boston College 40 (2OT)

Sept. 6, 2025 • East Lansing, Mich.

Spartan Stadium • Att: 70,510

Play-by-play, post-game quotes and notes available at msuspartans.com.

EAST LANSING, Mich. -- Junior quarterback Aidan Chiles scored from 3 yards out and completed a pass to Omari Kelly for a two-point conversion in the second overtime as Michigan State rallied to defeat Boston College, 42-40, at Spartan Stadium on Saturday night, Sept. 6.

Chiles completed 19-of-29 passes for 231 yards and four touchdowns, while running for 39 yards and one score. Sophomore running back Makhi Frazier had 17 carries for 81 yards, while sophomore wide receiver Nick Marsh caught five passes for 68 yards and two scores.

Junior linebacker Jordan Hall led the defense with a career-high 15 tackles, nine solo, while redshirt senior linebacker Wayne Matthews III, redshirt senior defensive back Armorian Smith and senior defensive back Ade Willie had eight tackles apiece.

Michigan State (2-0) forced BC three-and-out in its first possession, but a fumbled Spartan punt return gave the Eagles the ball right back at the MSU 39-yard line. Boston College fumbled it four plays later, however, as Armorian Smith dove on the ball and made a fumble recovery on the goal line just before Turbo Richard crossed into the end zone.

The Spartans responded with a touchdown drive on its first possession, going 80 yards on 11 plays, capped by a Nick Marsh 11-yard TD. On third-and-goal from the 11, Marsh caught a pass at the 7 and dragged several Eagle defenders into the end zone for his second touchdown of the season.

Boston College (1-1) tied the game at 7 on a 6-play, 88-yard drive as Turbo Richard scored on an 8-yard pass from Dylan Loneragan at the 12:50 mark in the second quarter.

The Spartans were stopped at midfield on fourth-and-1 on their next possession, and the Eagles took a 14-7 lead with the short field, going 49 yards on eight plays, ending with a 12-yard TD catch by Jaedn Skeete.

On the ensuing kickoff, Alante Brown initially fumbled the ball, but responded with a career-long 63-yard return to set up Michigan State's second TD of the game. Aidan Chiles connected on a 3-yard pass to Michael Masunas four plays after the kick return to even the game at 14 with 5:40 left in the first half.

BC went back ahead, 21-14, with its third touchdown of the game on a 14-yard Loneragan pass to Reed Harris with 31 seconds remaining in the half.

MSU opened the second half with a quick four-play, 75-yard scoring drive, capped by a 41-yard touchdown strike from Chiles to Marsh to tie the game again at 21-21.

Luca Lombardo made a 37-yard field goal on BC's first drive of the second half as the Eagles regained the lead, 24-21, at the 7:00 mark in the third, but Martin Connington drilled a 50-yard field goal on his first career Spartan kick to make it 24-24 with 2:14 left in the third.

Midway through the fourth quarter, Connington connected again, hitting a 39-yard field goal to cap an 11-play, 46-yard drive that ate up more than six minutes on the clock as the Spartans took a 27-24 lead. The Eagles tied the game with 1:16 to play in the fourth quarter on a 38-yard field goal from Lombardo. The Spartans moved into BC territory on their first two plays on the next possession but could not convert and the game went to overtime.

BC won the toss in overtime and Michigan State took possession, using four plays to take a 34-27 lead on a 5-yard pass from Chiles to Jay Coyne. The Eagles tied the game at 34 on a 6-yard pass from Loneragan to Jeremiah Franklin, sending it to a second overtime period.

The Eagles had first possession in the second overtime and took a 40-34 lead on an 8-yard run from Richard, but BC's two-point conversion attempt failed. On MSU's drive, a 13-yard run from Frazier set up a 3-yard scoring rush from Chiles to tie the game at 40. Chiles then completed a pass to the back corner of the end zone to Omari Kelly, giving the Spartans a thrilling 42-40 win.



Omari Kelly hauled in the game-winning 2-point conversion pass from Aidan Chiles in double overtime for the Spartans for the 42-40 Victory for MSU. Kelly had four catches for 60 yards, while Chiles completed 19-of-29 passes for 231 yards and four touchdowns, while running for 39 yards and one score. MSU's 42 points was the Spartans' most points scored under Coach Smith and the most posting since scoring 45 points in 2023, also in game two, vs. Richmond in a 45-14 rout of Richmond on Sept. 9, 2023 at Spartan Stadium.

SCORE BY QUARTERS	1	2	3	4	OT1	OT2	F
Boston College (1-1, 0-0 ACC)	0	21	3	3	7	6	- 40
Michigan State (1-0, 0-0 B1G)	7	7	10	3	7	8	- 42

SCORING SUMMARY

FIRST QUARTER

MSU (7-0) Marsh 11-yard pass from Chiles (Sislo kick), 5:23 left
Drive: 11 plays, 80 yards, TOP 5:53

SECOND QUARTER

BC (7-7) Richard 8-yard pass from Loneragan (Lombardo kick), 12:50 left
Drive: 6 plays, 88 yards, TOP 3:03

BC (14-7) Skeete 12-yard pass from Loneragan (Lombardo kick), 7:45 left
Drive: 8 plays, 49 yards, TOP 3:12

MSU (14-14) Masunas 3-yard pass from Chiles (Sislo kick), 5:40 left
Drive: 4 plays, 33 yards, TOP 1:50

BC (21-14) Harris 14-yard pass from Loneragan (Lombardo kick), 0:31 left
Drive: 10 plays, 80 yards, TOP 5:04

THIRD QUARTER

MSU (21-21) Marsh 41-yard pass from Chiles (Sislo kick), 12:50 left
Drive: 4 plays, 75 yards, TOP 2:10

BC (24-21) Lombardo 37-yard field goal, 7:00 left
Drive: 10 plays, 56 yards, TOP 5:46

MSU (24-24) Connington 50-yard field goal, 2:17 left
Drive: 9 plays, 41 yards, TOP 4:38

FOURTH QUARTER

MSU (27-24) Connington 39-yard field goal, 4:08 left
Drive: 11 plays, 46 yards, TOP 6:26

BC (27-27) Lombardo 38-yard field goal, 1:16 left
Drive: 12 plays, 61 yards, TOP 2:46

1ST OVERTIME

MSU (34-27) Coyne 5-yard pass from Chiles (Connington kick), 0:00 left
Drive: 5 plays, 25 yards, TOP 0:00

BC (34-34) Franklin 6-yard pass from Loneragan (Lombardo kick), 0:00 left
Drive: 4 plays, 25 yards, TOP 0:00

2ND OVERTIME

BC (40-34) Richard 8-yard run (2-pt. conversion fail), 0:00 left
Drive: 2 plays, 25 yards, TOP 0:00

MSU (42-40) Chiles 3-yard run (O.Kelly pass from Chiles), 0:00 left
Drive: 3 plays, 25 yards, TOP 0:00

TEAM STATISTICS

	BC	MSU
First Downs	25	21
Rushes-Yards	25-67	35-149
Passing Yards	390	231
Passes (C-A-I)	34-45-0	19-29-0
Total Offense	70-457	64-380
Punts-Avg.	4-42.8	3-54.7
Fumbles-Lost	1-1	2-1
Penalties-Yards	8-59	6-60
Possession Time	30:12	29:48

INDIVIDUAL STATISTICS

RUSHING (CARRIES-YARDS-TD)

BC: Richard 13-55-1; McDonald 5-12; Loneragan 2-2; Bond 3-2; MacCormack 1-0; Harris 1-(-4). MSU: Frazier 17-81; Chiles 12-39-1; Tullis 4-29; Tau-Tolliver 1-1; O.Kelly 1-(-1).

PASSING (C-A-I-YARDS-TD)

BC: Loneragan 34-45-0-390-4. MSU: Chiles 19-29-0-231-4.

RECEIVING (RECEPTIONS-YARDS-TD)

BC: Bond 11-90; Franklin 8-84; Richard 7-66; Skeete 3-43; Harris 2-32; Wilkins 1-56; Lockwood 1-14; McDonald 1-5. MSU: Marsh 5-68-2; O.Kelly 4-60; McCray 3-44; Masunas 3-31-1; Savoury 1-16; Tullis 1-6; Coyne 1-5-1; Frazier 1-1.

TACKLES-TOP FIVE (TOTAL-SOLO-ASSISTS)

BC: Thornton 12 (6-6); Davis 9 (4-5); McGown 8 (3-5); Price 7 (3-4); Hutchins 5 (3-2). MSU: Hall 15 (9-6); Matthews 8 (5-3); Smith 8 (4-4); Willie 8 (3-5); Snow 7 (4-3).



2025 SPARTAN FOOTBALL GAME RECAPS

GAME 3 • MICHIGAN STATE 41, YOUNGSTOWN STATE 24

Game 3 | Michigan State 41, Youngstown State 24

Sept. 7, 2025 • East Lansing, Mich.

Spartan Stadium • Att: 71,301

Play-by-play, post-game quotes and notes available at msuspartans.com.

EAST LANSING, Mich. -- Michigan State scored a pair of touchdowns in the third quarter to open a 21-point lead en route to a 41-24 win over Youngstown State at Spartan Stadium on the afternoon of Saturday Sept. 13.

The Spartans improved to 3-0 with the victory and will open Big Ten play next week at USC. Youngstown State, ranked No. 25 in the FCS Coaches Poll, fell to 2-1.

Junior quarterback Aidan Chiles completed 22-of-29 passes for 270 yards and one touchdown, while running eight times for 76 yards. Redshirt senior running back Elijah Tau-Tolliver had four carries for 37 yards, including a 22-yard touchdown in the fourth quarter, and sophomore running back Brandon Tullis had four carries for 31 yards and a touchdown.

Sophomore Nick Marsh had a season-high six catches for 94 yards, all in the first half, and senior tight end Jack Velling also had a season-high six receptions for 70 yards.

The Spartans accumulated a season-high 444 yards of total offense in the win.

Redshirt senior linebacker Wayne Matthews III led the defensive unit with 10 tackles, while junior linebacker Jordan Hall had four tackles and a sack and senior defensive back Ade Willie and redshirt junior defensive lineman Alex VanSumeren had three tackles apiece.

Although Youngstown State (2-1) took an early 3-0 lead on a lengthy 15-play, 65-yard opening drive that took 7:39 off the clock, Michigan State responded with a 10-play, 82-yard touchdown march on its first series, capped by a Rodney Bullard Jr. 8-yard reverse that made it 7-3 MSU with 1:13 left in the first quarter.

Michigan State went up 14-3 with another touchdown on its second series of the game, going 87 yards on 12 plays over the course of 6:37, as Makhi Frazier rushed into the end zone for a 1-yard score at the 8:07 mark in the second quarter.

The Penguins scored their first touchdown of the game on their third series, sparked by a 66-yard rush by Jaden Gilbert to the MSU 1-yard line that led to a 1-yard touchdown run by Gilbert two plays later, cutting the Spartan lead to 14-10 with 5:59 left in the first half.

Armorian Smith recorded his first interception as Spartan right before halftime, and MSU took advantage of the turnover with a 24-yard Martin Connington field goal as time expired in the first half.

In the third quarter, Omari Kelly nearly returned a punt for a touchdown for 83 yards, the 10th-longest in MSU history, but was stopped at the YSU 4-yard line. MSU converted on the next play with a 4-yard rushing TD by Brandon Tullis to take a 24-10 lead.

The Spartans then went up 31-10 at the 6:55 mark in the third quarter on Michael Masunas' 28-yard touchdown grab in the end zone on their next possession.

Youngstown State trimmed its deficit to two touchdowns at 31-17 after Penguin QB Beau Brungard converted on fourth-and-goal for a 3-yard touchdown pass to RK Dandridge with 1:17 remaining in the third.

MSU went back up 17 points on Connington's second field goal of the game, this time from 27 yards out with 8:44 left in the fourth.

Youngstown State cut the lead down to 10 points, 34-24, when Brungard connected with Kylon Wilson on a 19-yard run-and-catch for a touchdown, capping an 11-play, 75-yard drive over 5:39.

The Spartans took over with 3:04 left in the game and closed out the scoring on a 22-yard touchdown run from Elijah Tau-Tolliver with 1:48 left in the game, making it 41-24.

POST-GAME NOTES:

- Jonathan Smith is the first MSU head coach to start 3-0 in his first two seasons.
- This marks the first time MSU has started 3-0 in consecutive years since doing it three seasons in a row from 2005-07 (John L. Smith in 2005-06; Mark Dantonio in 2007).



Junior quarterback Aidan Chiles rushed for a career-high 76 yards on just eight carries (9.5 ypc) . . . the 76 yards rushing topped his previous career long of 57 yards last season vs. Boston College on 9/21/24 . . . the 9.5 ypc was also a career-high when having more than four carries, topping the previous top mark of 6.3 ypc (57 yards on nine carries in aforementioned game vs. Boston College), and only trailing overall collegiate career bests of 14.5 (29 yards on two carries vs. Colorado) and 10.5 ypc (42 yards on four carries vs. UC Davis) during his freshman season of 2023 at Oregon State.

SCORE BY QUARTERS	1	2	3	4	F
Youngstown State (2-1, 0-0 MVYC)	3	7	7	7	- 24
Michigan State (3-0, 0-0 B1G)	7	10	14	10	- 41

SCORING SUMMARY

FIRST QUARTER

YSU (0-3)	Lastovka 28-yard field goal, 7:21 left
	Drive: 15 plays, 65 yards, TOP 7:39
MSU (7-3)	Bullard Jr. 8-yard run (Connington kick), 1:13 left
	Drive: 10 plays, 82 yards, TOP 6:013

SECOND QUARTER

MSU (14-3)	Frazier 1-yard run (Connington kick), 8:07 left
	Drive: 12 plays, 87 yards, TOP 6:37
YSU (10-14)	Gilbert 1-yard run (Lastovka kick), 5:59 left
	Drive: 4 plays, 65 yards, TOP 2:08
MSU (17-10)	Connington 24-yard field goal, 0:00 left
	Drive: 9 plays, 70 yards, TOP 1:14

THIRD QUARTER

MSU (24-10)	Tullis 4-yard run (Connington kick), 10:57 left
	Drive: 1 plays, 4 yards, TOP 0:04
MSU (31-10)	Masunas 28-yard pass from Chiles (Connington kick), 6:22 left
	Drive: 6 plays, 64 yards, TOP 3:32
YSU (17-31)	Dandridge 3-yard pass from Brungard (Lastovka kick), 1:17 left
	Drive: 8 plays, 80 yards, TOP 4:59

FOURTH QUARTER

MSU (34-17)	Connington 27-yard field goal, 8:44 left
	Drive: 11 plays, 71 yards, TOP 6:11
YSU (24-34)	Wilson 19-yard pass from Brungard (Lastovka kick), 3:05 left
	Drive: 11 plays, 75 yards, TOP 5:39
MSU (41-24)	Tau-Tolliver 22-yard run (Connington kick), 1:48 left
	Drive: 5 plays, 45 yards, TOP 1:16

TEAM STATISTICS

	YSU	MSU
First Downs	14	23
Rushes-Yards	26-97	33-174
Passing Yards	242	270
Passes (C-A-I)	24-35-1	22-29-1
Total Offense	61-339	62-444
Punts-Avg.	3-50.7	1-48.0
Fumbles-Lost	0-0	0-0
Penalties-Yards	3-22	2-10
Possession Time	29:54	30:06

INDIVIDUAL STATISTICS

RUSHING (CARRIES-YARDS-TD)

YSU: Gilbert 7-72; Brungard 14-17; Mills 5-8. **MSU:** Chiles 8-76; Tau-Tolliver 4-37-1; Tullis 7-31-1; Frazier 12-22-1; Bullard 1-8-1; McCray 1-0.

PASSING (C-A-I-YARDS-TD)

YSU: Brungard 24-34-1-242-2; Walters 0-1-0-0. **MSU:** Chiles 22-29-1-270-1.

RECEIVING (RECEPTIONS-YARDS-TD)

YSU: Tomczak 7-78; Gilbert 4-58; McDonald 3-37; Dandridge 3-5-1; Bray 2-27; Mills 2-5; Wilson 1-19-1; Solomon 1-8; Walters 1-5. **MSU:** Marsh 6-94; Velling 6-70; O.Kelly 4-49; Tullis 2-10; Masunas 1-28-1; Bullard 1-17; McCray 1-8; Frazier 1-(-6).

TACKLES-TOP FIVE (TOTAL-SOLO-ASSISTS)

YSU: Zandier 11 (6-5); Hodge 9 (5-4); Wimpye 7 (5-2); Three Others 6. **MSU:** Matthews 10 (4-6); Hall 4 (2-2); 8 Others 3.



GAME 4 • NO. 25 USC 45, MICHIGAN STATE 31

Game 4 | No. 25 USC 45, Michigan State 31

Sept. 14, 2025 • Los Angeles, Calif.

Spartan Stadium • Att: 67,614

Play-by-play, post-game quotes and notes available at msuspartans.com.

LOS ANGELES, Calif. -- The Michigan State football team suffered its first loss of the season at No. 25 USC, 45-31, on the night of Saturday, Sept. 20, at the Los Angeles Memorial Coliseum.

Junior quarterback Aidan Chiles completed 12-of-21 passes for 212 yards and three touchdowns for the Spartans (3-1, 0-1 Big Ten), while also gaining 31 yards on the ground with a 4-yard touchdown run.

Senior wide receiver Omari Kelly had six catches for 133 yards, including a 75-yard touchdown from Chiles late in the fourth quarter. Sophomore Makhi Frazier carried the ball 14 times for 61 yards.

Senior safeties Nikai Martinez and Malik Spencer each had seven tackles for MSU.

USC (4-0, 2-0 Big Ten) received the opening kickoff and began the game's scoring with a 25-yard field goal by Ryon Sayeri, but Michigan State answered right back on its first series as Aidan Chiles found Chrishon McCray for a 42-yard touchdown pass at the 5:27 mark to make it 7-3 in favor of MSU.

The Trojans went on a quick six-play, 72-yard touchdown drive on their second series, capped by a Jayden Maiava 15-yard run to go back on top, 10-7, with 2:38 remaining in the first quarter.

Although Ryan Eckley pinned USC to its own 7-yard line with a 55-yard punt, the Trojans made quick work of their bad field position with a 93-yard touchdown drive, sparked by a 40-yard TD pass from Maiava to Makai Lemon as USC went up 17-7 at the 11:36 mark in the second quarter.

The Spartans made a fourth-down stop at midfield with 8:05 left in the second, and took advantage with an eight-play, 44-yard drive that Martin Connington finished with a 29-yard field goal, cutting MSU's deficit to 17-10.

USC upped its lead to 24-10 on Maiava's second TD pass of the game, this time on a 7-yard connection with Tanook Hines right before the half with 37 seconds left. Connington attempted his second field goal as time expired in the first half, but missed from 56 yards out.

The Trojans went up 31-10 after scoring on their first drive in the third quarter, but MSU trimmed the margin to one score after collecting back-to-back touchdowns on its next two series. The Green and White marched 87 yards on 11 plays, led by Frazier's six carries for 41 yards on the first scoring drive of the half. Chiles closed out the drive with a 4-yard rushing TD. On the ensuing series, Armorian Smith knocked the ball loose and Grady Kelly pounced on the Trojan fumble, giving MSU good field position at the USC 32. The Spartans scored eight plays later on a 1-yard Jack Velling TD on third-and-goal to make it 31-24 with 40 seconds on the clock in the third quarter.

USC answered with a 13-play, 75-yard touchdown drive that took 7:20 off the clock to go back up two scores, 38-24, midway through the fourth quarter. The Trojans scored their final touchdown on a 1-yard Maiava rush with 2:57 left to play that made it 45-24.

Chiles hit Kelly in stride down the field for a 75-yard touchdown at the 2:39 mark to put the final at 45-31.

POST-GAME NOTES:

• Saturday marked the ninth all-time meeting between Michigan State and USC and the first as Big Ten members . . . The Trojans now lead the overall series, 5-4, as Saturday's loss snapped the Spartans' three-game winning streak over the Trojans . . . Saturday also marked MSU's first regular-season game in the state of California since playing at Cal to start the 2008 season.



Senior wide receiver Omari Kelly had his first 100-yard outing of his Spartan career with six catches for 133 yards and one TD on a 75-yard catch-and-run to the end zone in the fourth quarter . . . it was Kelly's fifth 100-yard outing of his collegiate career after four last season at Middle Tennessee State . . . The TD catch was also Kelly's first as a Spartan and his second scoring catch, joining the game-winning walk-off two-point conversion in the 42-40 2OT Victory for MSU over Boston College (9/6/25) . . . it was Kelly's fifth career receiving TD and seventh overall TD after four receiving and one punt return for a score while at MTSU . . . The 75-yard TD catch was the longest of his collegiate career, topping a 71-yarder while at Middle Tennessee State vs. Western Kentucky (9/14/24).

SCORE BY QUARTERS

SCORE BY QUARTERS	1	2	3	4	F
Michigan State (3-1, 0-1 B1G)	7	3	14	7	- 31
USC (4-0, 2-0 B1G)	10	14	7	14	- 45

SCORING SUMMARY

FIRST QUARTER

USC (0-3)	Sayeri 25-yard field goal, 9:03 left Drive: 12 plays, 73 yards, TOP 5:57
MSU (7-3)	McCray 42-yard pass from Chiles (Connington kick), 5:27 left Drive: 6 plays, 75 yards, TOP 3:36
USC (7-10)	Maiava 15-yard run (Sayeri kick), 2:38 left Drive: 6 plays, 72 yards, TOP 2:42

SECOND QUARTER

USC (7-17)	Lemon 40-yard pass from Maiava (Sayeri kick), 11:36 left Drive: 5 plays, 93 yards, TOP 2:00
MSU (10-17)	Connington 29-yard field goal, 4:26 left Drive: 8 plays, 44 yards, TOP 3:39
USC (10-24)	Hines 7-yard pass from Maiava (Sayeri kick), 0:37 left Drive: 11 plays, 88 yards, TOP 3:42

THIRD QUARTER

USC (10-31)	Lyons 10-yard pass from Maiava (Sayeri kick), 11:22 left Drive: 4 plays, 57 yards, TOP 1:49
MSU (17-31)	Chiles 4-yard run (Connington kick), 5:58 left Drive: 11 plays, 87 yards, TOP 5:24
MSU (24-31)	Velling 1-yard pass from Chiles (Connington kick), 0:40 left Drive: 8 plays, 32 yards, TOP 5:10

FOURTH QUARTER

USC (24-38)	Lemon 4-yard run (Sayeri kick), 8:20 left Drive: 13 plays, 75 yards, TOP 7:20
USC (24-45)	Maiava 1-yard run (Sayeri kick), 2:57 left Drive: 7 plays, 28 yards, TOP 3:33
MSU (31-45)	O.Kelly 75-yard pass from Chiles (Connington kick), 2:39 left Drive: 2 plays, 75 yards, TOP 0:18

TEAM STATISTICS

	MSU	USC
First Downs	20	27
Rushes-Yards	32-112	40-289
Passing Yards	225	234
Passes (C-A-I)	13-23-0	20-26-0
Total Offense	55-337	66-523
Punts-Avg.	3-56.3	1-44.0
Fumbles-Lost	1-0	1-1
Penalties-Yards	6-53	11-82
Possession Time	28:54	31:06

INDIVIDUAL STATISTICS

RUSHING (CARRIES-YARDS-TD)

MSU: Frazier 14-61; Chiles 9-31-1; Tullis 7-16; Tau-Tolliver 2-4. **USC:** W.Jordan 18-157; Sanders 16-90; Maiava 4-31-2; Lemon 2-11-1.

PASSING (C-A-I-YARDS-TD)

MSU: Chiles 12-21-0-212-3; O.Kelly 1-2-0-13. **USC:** Maiava 20-26-0-234-3.

RECEIVING (RECEPTIONS-YARDS-TD)

MSU: O.Kelly 6-133-1; McCray 2-48-1; Marsh 2-28; Masunas 1-13; Frazier 1-2; Velling 1-1-1. **USC:** Lemon 8-127-1; W.Jordan 2-25; Richardson 2-23; Sanders 2-17; McRee 2-16; Lyons 2-12-1; Hines 1-7-1; D.Jordan 1-7.

TACKLES-TOP FIVE (TOTAL-SOLO-ASSISTS)

MSU: Spencer 7 (6-1); Martinez 7 (5-2); VanSumeren 6 (3-3); Bell 5 (4-1); Pulliam 5 (3-2). **USC:** Gentry 6 (6-0); Thompkins 6 (1-5); Stephens 5 (4-1); Three Others 4.



2025 SPARTAN FOOTBALL GAME RECAPS

GAME 5 • NEBRASKA 38, MICHIGAN STATE 27

Game 5 | Nebraska 38, Michigan State 27

Oct. 4, 2025 • Lincoln, Neb.

Memorial Stadium • Att: 67,614

Play-by-play, post-game quotes and notes available at msuspartans.com.

LINCOLN, Neb. -- Michigan State rallied from a halftime deficit to take a 21-14 lead in the third quarter, but Nebraska came back to beat the Spartans, 38-27, on the afternoon of Saturday, Oct. 4, at Memorial Stadium.

MSU (3-2, 0-2 Big Ten) held Nebraska to a season-low 261 yards of total offense, including just 67 on the ground, but the Cornhuskers (4-1, 1-1 Big Ten) outscored the Spartans in the fourth quarter, 17-6, to earn the victory.

Michigan State collected a season-high five sacks on defense and had seven tackles for loss overall. The Spartans held a significant advantage in time of possession, 33:24-26:36, but turned the ball over three times and gave up a special teams touchdown on a blocked punt that was returned for a score in the first quarter.

Junior quarterback Aidan Chiles was 9-of-23 passing for 85 yards and two interceptions, but he did have a career-high two rushing touchdowns. Sophomore Makhli Frazier led MSU on the ground with 58 yards on 18 carries, while sophomore Nick Marsh had a team-high 41 receiving yards on four catches.

Junior linebacker Jordan Hall had a team-best eight tackles, including his first career interception, while junior defensive end Jalen Thompson had five tackles and two TFLs for 20 yards, including a 10-yard sack.

Nebraska opened the game's scoring with a nine-play, 48-yard touchdown drive on its first series, capped by a 2-yard run by Emmett Johnson.

The Huskers went up 14-0 after blocking a Spartan punt and returning it for a TD at the 7:37 mark in the first quarter.

Michigan State answered with a methodical 17-play, 75-yard touchdown drive that took 9:45 off the clock. Spartan quarterback Aidan Chiles was forced out of the game with an injury late in the drive on first-and-goal, and redshirt freshman Alessio Milivojevic came in to throw his first collegiate TD pass, a 2-yard strike to Jack Velling in the end zone. It marked MSU's longest drive in terms of plays (17) and time of possession (9:45) this season.

The game remained 14-7 at halftime, but Michigan State tied it up at 14 on its first series of the second half, going 48 yards on 11 plays as Chiles finished the drive with a 16-yard touchdown on fourth-and-4. Chiles had three rushing first downs on the drive, which came after the Spartans stopped a fake Nebraska punt on the first series of the third quarter.

Jordan Hall's first career interception on the Huskers' second drive of the half gave MSU good field position on the Nebraska 38-yard line. The Spartans took advantage with their second TD drive of the half, and also on Chiles' second rushing TD of the game, with a 4-yard score at the 2:37 mark to give MSU its first lead of the game at 21-14.

Nebraska quickly tied the game at 21 on a five-play, 75-yard touchdown drive in just 1:26 as Johnson raced 23 yards into the end zone with 1:11 left in the third.

MSU fumbled the ensuing kickoff, giving Nebraska the ball on the 35-yard line, but the Spartans held the Huskers to a 27-yard field goal by Kyle Cunanan.

After a Spartan three-and-out, Nebraska took a 31-21 lead on a 59-yard touchdown screen pass from Raiola to Nyziah Hunter. The Huskers stopped MSU again on the next possession, and capitalized with an 11-yard touchdown by Johnson, his third of the game, to go up, 38-21, at the 4:27 mark in the fourth quarter.

Milivojevic rushed for his first career touchdown, a 1-yard run, to finish a seven-play, 75-yard drive with 2:01 remaining. The Spartans didn't convert the 2-point conversion, however, and failed to recover the onside kick, and Nebraska ran out the clock for the victory.



Michigan State's defense held Nebraska to a season-low 261 yards of total offense, including just 67 on the ground, but the Cornhuskers outscored the Spartans in the fourth quarter, 17-6, to earn the victory . . . Junior linebacker Jordan Hall (5) finished with a team-leading eight tackles, as he has now registered eight or more stops in three of his four complete games played.

SCORE BY QUARTERS	1	2	3	4	F
Michigan State (3-2, 0-2 B1G)	0	7	14	6	- 27
Nebraska (4-1, 1-1 B1G)	14	0	7	17	- 38

SCORING SUMMARY

FIRST QUARTER

NEB (0-7) Johnson 2-yard run (Cunanan kick), 9:09 left

Drive: 9 plays, 48 yards, TOP 4:14

NEB (0-14) Nelson 3-yard punt return (Cunanan kick) 7:37 left

SECOND QUARTER

MSU (7-14) Velling 2-yard pass from Milivojevic (Connington kick), 12:52 left

Drive: 17 plays, 75 yards, TOP 9:45

THIRD QUARTER

MSU (14-14) Chiles 16-yard run (Connington kick), 6:08 left

Drive: 11 plays, 48 yards, TOP 7:00

MSU (21-14) Chiles 4-yard run (Connington kick), 2:37 left

Drive: 7 plays, 38 yards, TOP 3:24

NEB (21-21) Johnson 23-yard run (Cunanan kick), 1:11 left

Drive: 5 plays, 75 yards, TOP 1:26

FOURTH QUARTER

NEB (21-24) Cunanan 27-yard field goal, 13:32 left

Drive: 7 plays, 19 yards, TOP 2:36

NEB (21-31) Hunter 59-yard pass from Raiola (Cunanan kick), 6:45 left

Drive: 1 plays, 59 yards, TOP 0:09

NEB (21-38) Johnson 11-yard run (Cunanan kick), 4:27 left

Drive: 2 plays, 17 yards, TOP 0:50

MSU (27-38) Milivojevic 1-yard run (pass failed), 2:01 left

Drive: 7 plays, 75 yards, TOP 2:26

TEAM STATISTICS

	MSU	NEB
First Downs	17	15
Rushes-Yards	38-84	31-67
Passing Yards	156	194
Passes (C-A-I)	15-30-2	16-24-1
Total Offense	68-240	55-261
Punts-Avg.	5-40.8	4-30.0
Fumbles-Lost	1-1	1-0
Penalties-Yards	5-45	6-44
Possession Time	33:24	26:36

INDIVIDUAL STATISTICS

RUSHING (CARRIES-YARDS-TD)

MSU: Frazier 18-58; Chiles 13-23-2; Tullis 5-4; Milivojevic 1-1-1; Team 1-(-)-2. **NEB:** Johnson 13-83-3; M.Nelson 1-11; Mozee 3-9; Haarberg 1-2; Raiola 9-(-)-17; Team 4-(-)-21.

PASSING (C-A-I-YARDS-TD)

MSU: Chiles 9-23-2-85-0; Milivojevic 6-7-0-71-1. **NEB:** Raiola 16-24-1-194-1.

RECEIVING (RECEPTIONS-YARDS-TD)

MSU: Marsh 4-41; Frazier 4-17; Velling 3-37-1; Tullis 1-24; Boyd 1-14; McCray 1-14; O.Kelly 1-9. **NEB:** Johnson 6-37; Hunter 4-93-1; Barney 2-47; Mills 1-10; Lindenmeyer 1-6; C.Nelson 1-3; Haarberg 1-(minus 2).

TACKLES-TOP FIVE (TOTAL-SOLO-ASSISTS)

MSU: Hall 8 (5-3); Thompson 5 (4-1); Matthews 5 (2-3); Eaton 4 (4-0); VanSumeren 4 (4-0); Spencer 4 (2-2). **NEB:** Wright 10 (4-6); Shavers Jr. 9 (6-3); Jones 7 (2-5); Singleton 6 (4-2); Three Others 5.



GAME 6 • UCLA 38, MICHIGAN STATE 13

Game 6 | UCLA 38, Michigan State 13
Oct. 11, 2025 • East Lansing, Mich.
Spartan Stadium • Att: 72,109

Play-by-play, post-game quotes and notes available at msuspartans.com.

EAST LANSING, Mich. -- Michigan State fell to UCLA on Homecoming, 38-13, before a crowd of 72,109 on the afternoon of Saturday, Oct. 11 at Spartan Stadium.

Redshirt freshman quarterback Alessio Milivojevic completed 8-of-18 passes for 100 yards and sophomore wide receiver Nick Marsh caught seven passes for 77 yards and one touchdown, while sophomore running back Makhi Frazier had 12 carries for 58 yards. Junior quarterback Aidan Chiles finished the day completing 8-of-17 passes for 66 yards and a 2-yard rushing touchdown.

Junior linebacker Jordan Hall led the defensive unit with seven tackles, while redshirt junior defensive lineman Alex VanSumeren had six tackles, including a half sack and a tackle-for-loss. Redshirt senior defensive back Armorion Smith added six tackles and redshirt sophomore edge David Santiago finished with five tackles.

Michigan State (3-3, 0-3 Big Ten) got off to a good start, forcing a UCLA three-and-out and then scoring on its first possession with a 10-play, 59-yard drive capped by a 2-yard rushing touchdown by Aidan Chiles, his fifth rushing TD of the season.

The Bruins (2-4, 2-1 Big Ten) got on the board on their second series with a 47-yard field goal by Mateen Bhaghani.

MSU came up short on fourth down on its second possession, giving UCLA good field position at the Spartan 34-yard line. The Bruins took advantage with a quick touchdown while taking just 1:39 off the clock as Jalen Berger fielded a direct snap and raced 16 yards into the end zone to make it 10-7 UCLA.

The Bruins went up 17-7 at the 10:17 mark in the second quarter on Berger's second TD of the game, this time on a 3-yard reception from Nico Iamaleava. UCLA extended its lead to 24-7 as Iamaleava connected with Titus Mokiao-Atimalala on a 12-yard touchdown with 4:09 left in the half.

UCLA scored two touchdowns in the third quarter to go up 38-7.

Nick Marsh caught his fourth TD pass of the season on a 5-yard reception from Alessio Milivojevic at the 13:09 mark in the fourth quarter.

POST-GAME NOTES:

- Michigan State scored on its opening possession for the fifth time in the six games . . . the Spartans had scored a TD on their first drive of the first four games of the season, before not scoring on their opening drive in game five of the season at Nebraska (10/4/25).
- Michigan State had five players on defense make their first starts of the season, including three of those five making their first starts of their collegiate careers . . . freshman defensive back Aydan West, redshirt-sophomore defensive back Chance Rucker, graduate defensive back Dontavious Nash, redshirt-freshman defensive lineman Kekai Burnett and graduate defensive lineman Ru'Quan Buckley all made their first starts of the 2025 season.



Sophomore wide receiver Nick Marsh snared a season-high seven passes for 77 yards, the second-most of the season behind his top mark of the season of 94 yards vs. Youngstown State (9/13/25) . . . Marsh caught his fourth TD catch of the season and first since tallying two in game two vs. Boston College (9/6/25) . . . With his first catch of the afternoon, Marsh now has a catch in all 17 of his games as a Spartan, including multiple receptions in the last 16 games, after one catch in his collegiate debut.

SCORE BY QUARTERS	1	2	3	4	F
UCLA (2-4, 2-1 B1G)	10	14	14	0	- 38
Michigan State (3-3, 0-3 B1G)	7	0	0	6	- 13

SCORING SUMMARY

FIRST QUARTER

MSU (7-0)	Chiles 2 yd run (Connington kick), 9:07 left Drive: 10 plays, 59 yards, TOP 04:49
UCLA (7-3)	Bhaghani 47 yd field goal, 4:41 left Drive: 10 plays, 46 yards, TOP 04:26
UCLA (7-10)	Berger 16 yd run (Bhaghani kick), 1:39 left Drive: 3 plays, 34 yards, TOP 01:25

SECOND QUARTER

UCLA (7-17)	Berger 3 yd pass from N.Iamaleava (Bhaghani kick), 10:17 left Drive: 10 plays, 63 yards, TOP 05:21
UCLA (7-24)	Mokiao-Atimalala 12-yard pass from N.Iamaleava (Bhaghani kick), 4:09 left Drive: 8 plays, 32 yards, TOP 04:05

THIRD QUARTER

UCLA (7-31)	Thomas 1 yd run (Bhaghani kick), 3:55 left Drive: 11 plays, 62 yards, TOP 06:46
UCLA (7-38)	Berger 13 yd pass from N.Iamaleava (Bhaghani kick), 1:44 left Drive: 4 plays, 33 yards, TOP 01:12

FOURTH QUARTER

MSU (13-38)	Marsh 5 yd pass from Milivojevic (Connington kick missed), 13:09 left Drive: 9 plays, 75 yards, TOP 03:35
-------------	--

TEAM STATISTICS

	UCLA	MSU
First Downs	20	14
Rushes-Yards	43-238	25-87
Passing Yards	180	166
Passes (C-A-I)	16-24-0	16-35-0
Total Offense	67-418	60-253
Punts-Avg.	2-35.0	3-45.0
Fumbles-Lost	1-0	2-1
Penalties-Yards	8-60	2-14
Possession Time	36:24	23:36

INDIVIDUAL STATISTICS

RUSHING (CARRIES-YARDS-TD)

UCLA: Berger 12-89-1, Thomas 12-54-1, Frias 7-37, A.Woods 4-32, Martin 1-20, Leigber 1-3, N.Iamaleava 6-3. **MSU:** Frazier 12-58, Milivojevic 1-9, Chiles 6-9-1, Marsh 1-6, Tullis 3-5, Tau-Tolliver 1-2, O.Kelly 1-(-2).

PASSING (C-A-I-YARDS-TD)

UCLA: N.Iamaleava 16-24-0-180-3. **MSU:** Milivojevic 8-18-0-100-1, Chiles 8-17-0-66-0.

RECEIVING (RECEPTIONS-YARDS-TD)

UCLA: Habermehl 3-35, Berger 3-2-24, Matthews 2-46, Flores 2-27, Gilmer 2-9, A.Woods 1-14, Mokiao-Atimalala 1-12-1, Thomas 1-8, Frias 1-5. **MSU:** Marsh 7-77-1, O.Kelly 2-21, Velling 2-16, Masunas 2-13, McCray 1-23, Tullis 1-11, Tau-Tolliver 1-5.

TACKLES-TOP FIVE (TOTAL-SOLO-ASSISTS)

UCLA: Jackson 7 (4-3); Martin 6 (3-3); Four Others 4. **MSU:** Hall 7 (4-3); A.Smith 6 (2-4); VanSumeren 6 (1-5); Matthews 5 (3-2); Nash 5 (2-3); Santiago 5 (1-4).



2025 SPARTAN FOOTBALL GAME RECAPS

GAME 7 • NO. 3/3 INDIANA 38, MICHIGAN STATE 13

Game 7 | No. 3/3 Indiana 38, Michigan State 13

Oct. 18, 2025 • Bloomington, Ind.

Memorial Stadium • Att: 55,165

Play-by-play, post-game quotes and notes available at msuspartans.com.

BLOOMINGTON, Ind. -- Michigan State fell to third-ranked Indiana, 38-13, on the afternoon of Saturday, Oct. 18, before a crowd of 55,165 at Memorial Stadium.

Spartan junior quarterback Aidan Chiles was 27-of-33 passing for 243 yards and one touchdown; he completed a career-best 82 percent of his passes while also leading the team in rushing with 48 yards on eight carries, including a career-long 64-yard rush in the fourth quarter. At one point, Chiles completed a school-record 20 consecutive passes, which tied the second-longest completion streak in any Big Ten Conference game (record: 22 by Chuck Long vs. Indiana in 1984).

Nick Marsh had a team-high seven receptions for 64 yards, including a 15-yard touchdown pass in the second quarter.

Graduate senior cornerback Malcolm Bell led the Spartan defense with a season-high seven tackles.

Michigan State (3-4, 0-4 Big Ten) scored on its opening possession, marching 55 yards on 13 plays while taking 6:53 off the clock, with a 38-yard field goal by Martin Connington.

Indiana (7-0, 4-0 Big Ten) answered right back on its first series to go up 7-3 as Fernando Mendoza found E.J. Williams Jr. for a yard touchdown reception with 2:40 left in the opening quarter.

The Spartans took even more time on their second possession, keeping the ball for eight minutes and 18 seconds en route to a 12-play, 75-yard touchdown drive. Chiles rushed 2 yards on a fourth-and-2 play from the IU 18-yard line, then found Nick Marsh on a 15-yard slant pass on third down for a touchdown to put the Spartans back on top, 10-7, at the 9:22 mark in the second quarter.

The Hoosiers took a 21-10 lead into halftime after scoring touchdowns on their second and third possessions.

Following a 30-minute delay at halftime due to severe weather in the Bloomington area, Indiana went up 28-10 with a five-play, 75-yard touchdown drive to open the second half, capped by a 48-yard TD pass from Mendoza to Omar Cooper Jr.

Mendoza threw his fourth touchdown of the day on a 27-yard pass to Elijah Sarratt with 3:55 remaining in the third quarter.

Both teams added field goals in the fourth quarter to make the final 38-13. Connington connected on his second field goal of the day, this time from 34 yards out, with 33 seconds remaining to close out the game's scoring.

POST-GAME NOTES:

- Saturday was the 72nd all-time meeting between Michigan State and Indiana . . . despite the loss, the Spartans still lead the all-time series, 50-20-2, including 24-11-1 in Bloomington . . . MSU has won 12 of the past 17 meetings, and IU now has a two-game win streak in the series, after IU beat MSU last season on Nov. 2 in East Lansing.
- Since 1950, the Spartans and Hoosiers have played for the Old Brass Spittoon, and since 1950, MSU leads the series, 50-17-1.



Spartan junior quarterback Aidan Chiles was 27-of-33 passing for 243 yards and one touchdown; he completed a career-best 82 percent of his passes while also leading the team in rushing with 48 yards on eight carries, including a career-long 64-yard rush in the fourth quarter . . . At one point, Chiles completed a school-record 20 consecutive passes, which tied the second-longest completion streak in any Big Ten Conference game (record: 22 by Chuck Long vs. Indiana in 1984).

SCORE BY QUARTERS

	1	2	3	4	F
Michigan State (3-4, 0-4 B1G)	3	7	0	3	- 13
Indiana (7-0, 4-0 B1G)	7	14	14	3	- 38

SCORING SUMMARY

FIRST QUARTER

MSU (3-0)	Connington 38-yard field goal, 8:07 left Drive: 13 plays, 55 yards, TOP 6:53
IND (3-7)	Williams Jr. 13-yard pass from F.Mendoza (Radicic kick), 2:40 left Drive: 11 plays, 75 yards, TOP 5:27

SECOND QUARTER

MSU (10-7)	Marsh 15-yard pass from Chiles (Connington kick), 9:22 left Drive: 12 plays, 75 yards, TOP 8:18
IND (10-14)	Sarratt 24-yard pass from F.Mendoza (Radicic kick), 6:47 left Drive: 5 plays, 75 yards, TOP 2:35
IND (10-21)	Black 29-yard run (Radicic kick), 0:59 left Drive: 8 plays, 80 yards, TOP 1:47

THIRD QUARTER

IND (10-28)	Cooper Jr. 48-yard pass from F. Mendoza (Radicic kick), 13:09 left Drive: 4 plays, 75 yards, TOP 1:51
IND (10-35)	Sarratt 27-yard pass from F.Mendoza (Radicic kick), 3:55 left Drive: 8 plays, 68 yards, TOP 4:01

FOURTH QUARTER

IND (10-38)	Radicic 31-yard field goal, 1:56 left Drive: 11 plays, 54 yards, TOP 7:03
MSU (13-38)	Connington 34-yard field goal, 0:33 left Drive: 8 plays, 59 yards, TOP 1:23

TEAM STATISTICS

	MSU	IND
First Downs	19	24
Rushes-Yards	24-74	28-132
Passing Yards	293	332
Passes (C-A-I)	30-38-0	24-28-0
Total Offense	62-367	56-464
Punts-Avg.	2-45.0	0-0.0
Fumbles-Lost	1-0	0-0
Penalties-Yards	6-46	1-5
Possession Time	31:14	28:46

INDIVIDUAL STATISTICS

RUSHING (CARRIES-YARDS-TD)

MSU: Chiles 8-48; Tau-Tolliver 5-13; Milivojevic 2-9; Tullis 2-3; Frazier 7-1. **IND:** Black 10-64-1; Martin 6-40; F.Mendoza 5-18; Hemby 6-11; Team 1-(-1).

PASSING (C-A-I-YARDS-TD)

MSU: Chiles 27-33-0-243-1; Milivojevic 3-5-0-50-0. **IND:** F.Mendoza 24-28-0-332-4.

RECEIVING (RECEPTIONS-YARDS-TD)

MSU: Marsh 7-64-1; McCray 4-42; Frazier 4-16; Velling 4-16; O.Kelly 3-59; Tau-Tolliver 3-30; Boyd 2-40; Tullis 1-10; Masunas 1-8; B.Williams 1-8. **IND:** Cooper Jr. 8-115-1; Williams Jr. 5-59-1; Sarratt 4-70-2; Nowakowski 3-54; Hemby 2-19; Brady 2-15.

TACKLES-TOP FIVE (TOTAL-SOLO-ASSISTS)

MSU: Bell 7 (5-2); Hall 6 (1-5); VanSumeren 6 (1-5); A.Smith 5 (4-1); Nash 5 (2-3); Matthews 5 (0-5). **IND:** Moore 11 (6-5); Ponds 9 (5-4); Fisher 9 (3-6); Hardy 8 (5-3); Two Others 5.



2025 SPARTAN FOOTBALL GAME NOTES

2025 SCORING DRIVES BREAKDOWN

MSU SCORING DRIVES (Game-by-Game)

Opp.	Plays	Yards	Time	Result	Qtr	Scoring Play
WMU	10	74	5:42	TD	1	Tullis 12-yard run
WMU	10	75	5:59	TD	2	Marsh 7-yard pass; Chiles
WMU	6	54	2:25	TD	2	Frazier 9-yard run
BC	11	80	5:53	TD	1	Marsh 11-yard pass; Chiles
BC	4	33	1:50	TD	2	Masunas 3-yard pass; Chiles
BC	4	75	2:10	TD	3	Marsh 41-yard pass; Chiles
BC	9	41	4:38	FG	3	Connington 50-yard FG
BC	11	46	6:26	FG	4	Connington 39-yard FG
BC	5	25	0:00	TD	OT1	Coyne 5-yard pass; Chiles
BC	3	25	0:00	TD	OT2	Chiles 3-yard run
YSU	10	82	6:01	TD	1	Bullard Jr. 8-yard run
YSU	12	87	6:37	TD	2	Frazier 1-yard run
YSU	9	70	1:14	FG	2	Connington 24-yard FG
YSU	1	4	0:04	TD	3	Tullis 4-yard run
YSU	6	64	3:32	TD	3	Masunas 28-yard pass; Chiles
YSU	11	71	6:11	FG	4	Connington 27-yard FG
YSU	5	45	1:16	TD	4	Tau-Tolliver 22-yard run
USC	6	75	3:36	TD	1	McCray 42-yard pass; Chiles
USC	8	44	3:39	FG	2	Connington 29-yard FG
USC	11	87	5:24	TD	3	Chiles 4-yard run
USC	8	32	5:10	TD	3	Velling 1-yard pass; Chiles
USC	2	75	0:18	TD	4	O.Kelly 75-yard pass; Chiles
NEB	17	75	9:45	TD	2	Velling 2-yard pass; Milivojevic
NEB	11	48	7:00	TD	3	Chiles 16-yard run
NEB	7	38	3:24	TD	3	Chiles 4-yard run
NEB	7	75	2:26	TD	4	Milivojevic 1-yard run
UCLA	10	59	4:49	TD	1	Chiles 2-yard run
UCLA	9	75	3:35	TD	4	Marsh 5-yard pass; Milivojevic
IND	13	55	6:53	FG	1	Connington 38-yard FG
IND	12	75	8:18	TD	2	Marsh 15-yard pass; Chiles
IND	8	59	1:23	FG	4	Connington 34-yard FG

Quick Strike Breakdown

Fewest Plays (TD): 1, vs. Youngstown State
Fewest Plays (FG): 6, vs. Western Michigan
Fewest Yards (TD): 4, vs. Youngstown State
Fewest Yards (FG): 41, vs. Boston College
Time of Possession (TD): 0:04, vs. Youngstown State
Time of Possession (FG): 1:14, vs. Youngstown State

Longest Drives Breakdown

by No. of Plays (TD): 17, vs. Nebraska
by No. of Plays (FG): 13, vs. Indiana
by No. of Yards (TD): 87, (twice), vs. Youngstown State, vs. USC
by No. of Yards (FG): 71, vs. Youngstown State
Time of Possession (TD): 9:45, vs. Nebraska
Time of Possession (FG): 6:53, vs. Indiana
Longest Scoring Play (run): Chiles 16-yard run (Nebraska)
Longest Scoring Play (pass): O.Kelly 75-yard pass from Chiles (USC)

TD Drive Breakdown

No. of TD Scoring Drives: 24

1-9 yards: 1
10-19 yards: 0
20-29 yards: 2
30-39 yards: 3
40-49 yards: 2
50-59 yards: 2
60-69 yards: 1
70-79 yards: 9
80-89 yards: 4
90-99 yards: 0

1st Quarter: 5
2nd Quarter: 6
3rd Quarter: 7
4th Quarter: 4
Overtime: 2

Most Points in a Quarter: 14 (three times), (3rd), vs. Western Michigan; (3rd), vs. Youngstown State; (3rd), vs. Nebraska
Most Points in 1st Half: 21, vs. Western Michigan
Most Points in 2nd Half: 28, vs. Boston College

Scoring On Opening Drive: Western Michigan (TD), Boston College (TD), Youngstown State (TD), USC (TD), UCLA (TD), Indiana (FG)

OPPONENT SCORING DRIVES (Game-by-Game)

Opp.	Plays	Yards	Time	Result	Qtr	Scoring Play
WMU	None					
BC	6	88	3:03	TD	2	Richard 8-yard pass; Lonergan
BC	8	49	3:12	TD	2	Skeete 12-yard pass; Lonergan
BC	10	80	5:04	TD	2	Harris 14-yard pass; Lonergan
BC	10	56	5:46	FG	3	Lombardo 37-yard FG
BC	12	61	2:46	FG	4	Lombardo 38-yard FG
BC	4	25	0:00	TD	OT1	Franklin 6-yard pass; Lonergan
BC	2	25	0:00	TD	OT2	Richard 8-yard run
YSU	15	65	7:39	FG	1	Lastovka 28-yard FG
YSU	4	65	2:08	TD	2	Gilbert 1-yard run
YSU	8	80	4:59	TD	3	Dandridge 3-yard pass; Brungard
YSU	11	75	5:39	TD	4	Wilson 19-yard pass; Brungard
USC	12	73	5:57	FG	1	Sayeri 25-yard FG
USC	6	72	2:42	TD	1	Maiava 15-yard run
USC	5	93	2:00	TD	2	Lemon 40-yard pass; Maiava
USC	11	88	3:42	TD	2	Hines 7-yard pass; Maiava
USC	4	57	1:49	TD	3	Lyons 10-yard pass; Maiava
USC	13	75	7:20	TD	4	Lemon 4-yard run
USC	7	28	3:33	TD	4	Maiava 1-yard run
NEB	9	48	4:14	TD	1	Johnson 2-yard run
NEB	5	75	1:26	TD	3	Johnson 23-yard run
NEB	7	19	2:36	FG	4	Cunanan 27-yard FG
NEB	1	59	0:09	TD	4	Hunter 59-yard pass; Raiola
NEB	2	17	0:50	TD	4	Johnson 11-yard run
UCLA	10	46	4:26	FG	1	Bhaghani 47-yard FG
UCLA	3	34	1:25	TD	1	Berger 16-yard run
UCLA	10	63	5:21	TD	2	Berger 3-yard pass; N. lamaleava
UCLA	8	32	4:05	TD	2	Mokiao-Atimalala 12-yard pass; N. lamaleava
UCLA	11	62	6:46	TD	3	Thomas 1-yard run
UCLA	4	33	1:12	TD	4	Berger 13-yard pass; N. lamaleava
IND	11	75	5:27	TD	1	Williams 13-pass; F.Mendoza
IND	5	75	2:35	TD	2	Sarratt 24-pass; F.Mendoza
IND	8	80	1:47	TD	2	Black 29-yard run
IND	4	75	1:51	TD	3	Cooper 48-yard pass; F.Mendoza
IND	8	68	4:01	TD	3	Sarratt 27-yard pass; F.Mendoza
IND	11	54	7:03	FG	4	Radicic 31-yard FG

Quick Strike Breakdown

Fewest Plays (TD): 1, vs. Nebraska
Fewest Plays (FG): 7, vs. Nebraska
Fewest Yards (TD): 25, vs. Boston College
Fewest Yards (FG): 19, vs. Nebraska
Time of Possession (TD): 0:09, vs. Nebraska
Time of Possession (FG): 2:36, vs. Nebraska

Longest Drives Breakdown

by No. of Plays (TD): 13, vs. USC
by No. of Plays (FG): 15, vs. Youngstown State
by No. of Yards (TD): 93, vs. USC
by No. of Yards (FG): 73, vs. USC
Time of Possession (TD): 7:20, vs. USC
Time of Possession (FG): 7:39, vs. Youngstown State
Longest Scoring Play (run): Black 29-yard run (Indiana)
Longest Scoring Play (pass): Hunter 59-yard pass; Raiola (Nebraska)

TD Drive Breakdown

No. of TD Scoring Drives: 28

1-9 yards: 0
10-19 yards: 1
20-29 yards: 3
30-39 yards: 3
40-49 yards: 2
50-59 yards: 2
60-69 yards: 4
70-79 yards: 7
80-89 yards: 5
90-99 yards: 1

1st Quarter: 4
2nd Quarter: 10
3rd Quarter: 6
4th Quarter: 6
Overtime: 2

Most Points in a Quarter: 21, (2nd), vs. Boston College
Most Points in 1st Half: 24 (twice), vs. USC, vs. UCLA
Most Points in 2nd Half: 24, vs. Nebraska

Fewest Points in a Quarter: 0, six: Western Michigan (1st, 2nd, 3rd); Boston College (1st); Nebraska (2nd); UCLA (4th)
Fewest Points in 1st Half: 0, Western Michigan
Fewest Points in 2nd Half: 6, Western Michigan

Scoring On Opening Drive: Youngstown State (FG), USC (FG), Nebraska (TD), Indiana (TD)



2025 SPARTAN FOOTBALL GAME NOTES



14

MALCOLM BELL

MONTREAL, QUEBEC
CLARKSON FOOTBALL NORTH
UConn (2021-24)

GR-5 | DB 6-2 | 188 | TR

CAREER NOTES: Fifth-year player and graduate transfer cornerback from UConn has one season of eligibility remaining heading into the 2025 season . . . has played in 40 games (played in 33 games at UConn, including 20 starts, in three seasons (2022-24); played in seven games at MSU, starting six games, including Spartan debut); has notched 113 career tackles (recorded 93 tackles and 13 pass break-ups for the Huskies; has logged 20 tackles, with 0.5 TFL and three pass break-ups with the Spartans . . . has played in over 1,800 snaps (1,815) on defense (played 1,424 snaps on defense in the secondary at UConn; has played in 391 snaps at MSU) . . . enrolled at Michigan State in January 2025 and competed in spring practice.

2025 SEASON (REDSHIRT SENIOR): Started first five games of season, before coming off bench in game six, but then returned to starting line-up in game seven, tallying 20 tackles, including 0.5 tackle for loss and three pass break-ups, which came in span of four games, in logging 391 snaps, ranking tops among both defensive backs and overall on the defense . . . returned to starting line-up in game at Indiana, and logged seven tackles to lead the Spartan defense and posting the most of his MSU career this season, as the seven stops were over half of his season total of 13 tackles coming into the game, and topping previous season-high of five stops, in logging all 58 defensive snaps, the only Spartan defender to play every snap . . . did not start game for first time this season in game six vs. UCLA, and tallied two tackles in 63 snaps, ranking second among both defensive back and overall on the defense . . . started game at Nebraska and notched one tackle and one pass break-up in charting 50 snaps, ranking third among defensive backs and fourth overall on the defense . . . doubled his season tackle output with a season-high five stops in game at USC, after not only starting but playing in all 67 defensive snaps . . . recorded three tackles, with 0.5 TFL and one pass break-up after starting Youngstown State for his third start in as many games, charting 42 snaps which led the defensive backs and ranks second overall on the defense . . . notched one stop in BC game, playing 72 of the 73 defensive snaps, ranking second among both the DBs and overall defense . . . started in Spartan debut in Western Michigan game, tallying one tackle, logging 39 snaps, which ranked tied for second among defensive backs and tied for fifth overall on the defense.

BELL'S CAREER HIGHS

Tackles: 9[^], vs. Ball State (10/15/22)

Tackles for Loss: 1.0[^], twice (last vs. Temple (10/5/24)

Pass Break-Ups: 3[^], vs. Ball State (10/15/22)

BELL'S STATISTICS

	G/GS	UT	AT	TM	TFL	SACKS	INT	PBU	FR	FF
2022 [^]	12/9	26	13	39	1.5-1	0-0	0-0	6	0	0
2023 [^]	12/7	19	9	28	1.5-6	0-0	0-0	4	0	1
2024 [^]	9/4	22	4	26	1-1	0-0	0-0	3	0	0
2025 #	7/6	12	8	20	0.5-1	0-0	0-0	3	0	0
Career	40/26	79	34	113	4.5-9	0-0	0-0	16	0	1

[^] = at UConn | # = at Michigan State

BELL'S GAME-BY-GAME STATISTICS

2022: UConn

DEFENSE	UT	AT	TM	TFL	SACKS	INT	PBU	FR	FF
Central Conn. St.	1	0	1	0-0	0-0	0-0	0	0	0
Syracuse	0	0	0	0-0	0-0	0-0	0	0	0
Michigan	0	2	2	0-0	0-0	0-0	0	0	0
NC State	1	3	4	0-0	0-0	0-0	1	0	0
Fresno State	1	2	3	0.5-0	0-0	0-0	1	0	0
FIU	2	2	4	0-0	0-0	0-0	0	0	0
Ball State	6	3	9	0-0	0-0	0-0	3	0	0
Boston College	1	0	1	0-0	0-0	0-0	0	0	0
Massachusetts	2	1	3	0-0	0-0	0-0	0	0	0
Liberty	2	1	3	0-0	0-0	0-0	1	0	0
Army West Point	4	1	5	1-1	0-0	0-0	0	0	0
Marshall	4	0	4	0-0	0-0	0-0	0	0	0
Totals	26	13	39	1.5-1	0-0	0-0	6	0	0

2023: UConn

DEFENSE	UT	AT	TM	TFL	SACKS	INT	PBU	FR	FF
NC State	3	1	4	0-0	0-0	0-0	1	0	0
Georgia State	0	1	1	0-0	0-0	0-0	0	0	0
FIU	1	0	1	0-0	0-0	0-0	0	0	0
Duke	3	1	4	0.5-0	0-0	0-0	1	0	1
Utah State	0	1	1	0-0	0-0	0-0	0	0	0
Rice	0	0	0	0-0	0-0	0-0	0	0	0
South Florida	1	3	4	0-0	0-0	0-0	1	0	0
Boston College	6	2	8	1-6	0-0	0-0	0	0	0
Tennessee	1	0	1	0-0	0-0	0-0	0	0	0
James Madison	4	0	4	0-0	0-0	0-0	0	0	0
Sacred Heart	0	0	0	0-0	0-0	0-0	1	0	0
Massachusetts	0	0	0	0-0	0-0	0-0	0	0	0
Totals	19	9	28	1.5-6	0-0	0-0	4	0	1

2024: UConn

DEFENSE	UT	AT	TM	TFL	SACKS	INT	PBU	FR	FF
Maryland	4	0	4	0-0	0-0	0-0	0	0	0
Merrimack	0	0	0	0-0	0-0	0-0	0	0	0
Duke	0	0	0	0-0	0-0	0-0	0	0	0
FAU					-DNP-				
Buffalo	2	0	2	0-0	0-0	0-0	0	0	0
Temple	3	0	3	1-1	0-0	0-0	1	0	0
Wake Forest	5	2	7	0-0	0-0	0-0	0	0	0
Rice					-DNP-				
Georgia State					-DNP-				
UAB	1	1	2	0-0	0-0	0-0	1	0	0
Syracuse	5	1	6	0-0	0-0	0-0	1	0	0
Massachusetts	2	0	2	0-0	0-0	0-0	0	0	0
North Carolina					-DNP-				
Totals	22	4	26	1-1	0-0	0-0	3	0	0

2025: Michigan State

DEFENSE	UT	AT	TM	TFL	SACKS	INT	PBU	FR	FF
Western Michigan	1	0	1	0-0	0-0	0-0	0	0	0
Boston College	1	0	1	0-0	0-0	0-0	0	0	0
Youngstown State	1	2	3	0.5-1	0-0	0-0	1	0	0
USC	4	1	5	0-0	0-0	0-0	0	0	0
Nebraska	0	1	1	0-0	0-0	0-0	1	0	0
UCLA	0	2	2	0-0	0-0	0-0	0	0	0
Indiana	5	2	7	0-0	0-0	0-0	1	0	0
Totals	12	8	20	0.5-1	0-0	0-0	3	0	0

2025 SPARTAN FOOTBALL GAME NOTES



8

EVAN
BOYD

EAST LANSING, MICH.
EAST LANSING HS
CENTRAL MICHIGAN (2023-24)

R-SO | WR 6-3 | 208 | TR

CAREER NOTES: Third-year wide receiver has three seasons of eligibility remaining . . . spent two seasons (2023-24) at Central Michigan . . . has played in 19 career games (played in 12 games at CMU (eight in 2024, four in 2023); played in seven games at MSU (seven in 2025)) . . . enrolled at Michigan State in January 2025 and competed in spring practice . . . his older brother, Ethan, lettered at Michigan State in 2022 and 2023 as an offensive lineman.

2025 SEASON (REDSHIRT SOPHOMORE): Has played in all seven games . . . has three catches for 54 yards, with all three coming in last three games . . . is 3-for-3 on catches going for first downs . . . had two catches for 40 yards in game at Indiana, coming on back-to-back plays and both going for first downs during MSU's field goal drive in fourth quarter, including a season-long 22-yard catch . . . snared first catch of Spartan career in game at Nebraska, going for 14 yards and a first down during MSU's opening score . . . was in on limited action in game at USC . . . saw action in Youngstown State game, with two targets . . . saw limited action in Boston College contest . . . made Spartan debut in season opener vs. Western Michigan, tallying 14 snaps, with one target.

BOYD'S CAREER HIGHS

Receptions: 6[^], vs. San Diego State (9/28/24)
Receiving Yards: 78[^], twice (last vs. Ball State, 9/21/24)
Long Reception: 47[^], vs. Central Connecticut State (8/29/24)
TD Receptions: 1[^], twice (last vs. Eastern Michigan, 10/19/24)

[^] at Central Michigan | # = at Michigan State

BOYD'S STATISTICS

RECEIVING	G/GS	REC.	YDS.	AVG.	TD	LG	YPG
2023 [^]	4/1	0	0	0.0	0	0	0.0
2024 [^]	8/8	21	302	14.4	2	47	37.8
2025 #	7/0	3	54	18.0	0	22	7.7
Career	19/9	24	356	14.8	2	47	18.7

[^] at Central Michigan | # = at Michigan State

BOYD'S GAME-BY-GAME STATISTICS

2024: Central Michigan

RECEIVING	NO.	YDS	TD	LG
Central Connecticut St.	3	78	1	47
FIU	2	8	0	9
Illinois	3	38	0	21
Ball State	3	78	0	34
San Diego State	6	51	0	14
Ohio	1	6	0	6
Eastern Michigan	1	22	0	22
Miami (OH)	2	21	0	14
Bowling Green		-DNP-INJURED-		
Toledo		-DNP-INJURED-		
Western Michigan		-DNP-INJURED-		
Northern Illinois		-DNP-INJURED-		
Total	21	302	2	47

2025: Michigan State

RECEIVING	NO.	YDS	TD	LG
Western Michigan	0	0	0	0
Boston College	0	0	0	0
Youngstown State	0	0	0	0
USC	0	0	0	0
Nebraska	1	14	0	14
UCLA	0	0	0	0
Indiana	2	40	0	22
Totals	3	54	0	22



17

SEMAJ
BRIDGEMAN

PHILADELPHIA, PA.
IMHOTEP PREP INSTITUTE
MICHIGAN (2023)

R-SO | LB 6-2 | 231 | SQ

CAREER NOTES: Transfer linebacker is in his second season with the program.

2025 SEASON (REDSHIRT SOPHOMORE): Has played limited action, mostly on special teams, in all seven games, tallying five tackles with 1.0 tackle for loss . . . saw defense and special teams action in game at Indiana . . . notched two tackles in UCLA game, seeing action on both defense and special teams . . . was in on limited defense and special teams play at Nebraska . . . saw defense and special teams action at USC . . . posted one stop in Youngstown State game . . . was in on limited action in Boston College contest . . . tallied two tackles, including 1.0 tackle for loss in season opener vs. Western Michigan, logging six defensive snaps.

BRIDGEMAN'S STATISTICS

	G/GS	UT	AT	TM	TFL	SACKS	INT	PBU	FR	FF
2024	3/0	0	0	0	0-0	0-0	0-0	0	0	0
2025	7/0	3	2	5	1.0-1	0-0	0-0	0	0	0
Career	10/0	3	2	5	1.0-1	0-0	0-0	0	0	0



74

GAVIN
BROSCHIOUS

SURPRISE, ARIZ.
DESERT EDGE HS

R-JR | OL 6-4 | 308 | SQ

CAREER NOTES: Fourth-player will see time in rotation on offensive line for the Spartans . . . has played in 10 career games (three in 2024, seven in 2025), with four starts (two at right guard in 2024, two at left guard in 2025).

2025 SEASON (REDSHIRT JUNIOR): Has played in a new career high for games played in a season in playing all seven games, with two starts (left guard vs. Indiana and vs. Western Michigan), posting 288 offensive snaps . . . posted career-high 65 snaps in game at Indiana, playing every offensive snap for first time in career, one of four Spartans, all fellow offensive linemen, to play in every snap, joined by left tackle Connor Moore, center Matt Gulbin and right guard Caleb Carter . . . notched 36 snaps in UCLA game . . . charted season-high 50 snaps in game at Nebraska . . . logged 33 snaps in game at USC . . . registered 38 snaps in the Youngstown State game . . . played 17 snaps on offense in Boston College contest . . . started season opener vs. Western Michigan at left guard, logging 49 snaps.



2025 SPARTAN FOOTBALL GAME NOTES



ALANTE BROWN
CHICAGO, ILL.
SIMEON HS
NEBRASKA (2020-23)
GR-6 | WR 5-11 | 196 | IL

CAREER NOTES: Sixth-year graduate senior is his third season in East Lansing in 2025 after transferring from Nebraska in the summer of 2023 . . . has played in 47 collegiate games, including 14 starts . . . played in 30 games, including 11 starts, for Nebraska from 2020-22 . . . has played in 17 games at Michigan State (11 in 2023; four in 2024; two in 2025) . . . had 22 catches for 262 yards (11.9 avg.) for the Huskers; also had 16 kick returns for 284 yards (17.8 avg.) . . . has five catches for 47 yards, along with 13 rushes for 21 yards, nine kick returns for 254 yards and one pass for 42 yards with the Spartans . . . has a total of 885 all-purpose yards in his collegiate career (538 kick return; 309 receiving; 38 rushing) . . . graduated with his bachelor's degree in December 2024.

2025 SEASON (GRADUATE): Would lead the B1G and FBS in kick return average (40.7 ypr), but hasn't played in minimum qualification of games due to injury . . . does have the fifth-longest return in the B1G and 29th-longest in FBS, as his 63-yard return in Boston College game is fifth in league, behind Iowa's Kaden Wetjen with a 100-yard return for a TD, Wisconsin's Vinny Anthony II with a 95-yard return for a TD, Nebraska's Kenneth Williams with an 85-yard return and Penn State's King Mack with a 73-yard return . . . has played in two of the seven games, missing the last five games (Indiana, UCLA, Nebraska, USC and Youngstown State) with an injury, posting three kick returns for 122 yards (40.7 ypr) with a long of 63 yards . . . had two kick returns, highlighted by career-long 63-yard return after BC's second TD in the second quarter, setting up MSU for its counter-score, starting the drive in BC territory at the Eagles' 33, and MSU scored a TD four plays later, also adding a 37-yarder earlier in the second quarter after BC's opening TD . . . played in season opener vs. Western Michigan, logging one pass target and one kick return for 22 yards.

BROWN'S CAREER HIGHS

Receptions: 3^, twice (last vs. Georgia Southern, 9/10/22)
Receiving Yards: 47^, vs. Illinois (10/29/22)
Rushing Yards: 16#, vs. Indiana (11/2/24)
Passing Yards: 42#, vs. Nebraska (11/4/23)
Kick Return Yards: 100#, vs. Boston College (9/6/25)
Kick Return: 63#, vs. Boston College (9/6/25)

BROWN'S STATISTICS

RECEIVING	G/GS	REC.	YDS.	AVG.	TD	LG	YPG
2020 ^	8/1	3	41	13.7	0	22	5.1
2021 ^	10/0	3	30	10.0	0	11	3.3
2022 ^	12/10	16	191	11.9	0	32	15.9
2023 #	11/3	3	27	9.0	0	20	2.5
2024 #	4/0	2	20	10.0	0	15	5.0
2025 #	2/0	0	0	0.0	0	0	0.0
MSU Totals	17/3	5	47	9.4	0	20	2.8
Career	47/14	27	309	11.4	0	32	6.6

KICKOFF RETURNS

2020 ^	10	196	19.6	0	29
2021 ^	5	77	15.4	0	56
2022 ^	1	11	11.0	0	11
2023 #	3	52	17.3	0	21
2024 #	3	80	26.7	0	33
2025 #	3	122	40.7	0	63
MSU Totals	9	254	28.2	0	63
Career	25	538	21.1	0	63

ALL PURPOSE	RUSH	REC	PR	KR	TOTAL	YPG
2020 ^	18	41	0	196	255	31.9
2021 ^	0	30	0	77	107	10.7
2022 ^	-1	191	0	11	201	16.8
2023 #	4	27	0	52	83	7.5
2024 #	17	20	0	80	117	29.3
2025 #	0	0	0	122	122	61.0
MSU Totals	21	47	0	254	322	18.9
Totals	38	309	0	538	885	18.8

BROWN'S GAME-BY-GAME STATISTICS

2020: Nebraska	NO.	YDS	TD	LG
RECEIVING				
Ohio State	1	16	0	16
Northwestern	0	0	0	0
Penn State	0	0	0	0
Illinois	0	0	0	0
Iowa	0	0	0	18
Purdue	0	0	0	0
Minnesota	0	0	0	0
Rutgers	2	25	0	22
Total	3	41	0	22

2021: Nebraska	NO.	YDS	TD	LG
RECEIVING				
Illinois	-DNP-			
Fordham	1	11	0	11
Buffalo	0	0	0	0
Oklahoma	-DNP-			
Michigan State	0	0	0	0
Northwestern	0	0	0	0
Michigan	0	0	0	0
Minnesota	0	0	0	0
Purdue	1	11	0	11
Ohio State	0	0	0	0
Wisconsin	1	8	0	8
Iowa	0	0	0	0
Total	3	30	0	22

2022: Nebraska	NO.	YDS	TD	LG
RECEIVING				
Northwestern	3	32	0	15
North Dakota	2	27	0	21
Georgia Southern	3	28	0	15
Oklahoma	1	11	0	11
Indiana	1	14	0	14
Rutgers	1	2	0	2
Purdue	0	0	0	0
Illinois	2	47	0	32
Minnesota	0	0	0	0
Michigan	1	13	0	13
Wisconsin	0	0	0	0
Iowa	2	17	0	11
Total	16	191	0	32

2023: Michigan State						
ALL-PURPOSE	RUSH	REC	PR	KR	TOT	
Central Michigan	0	0	0	16	16	
Richmond	-DNP-INJURED-					
Washington	-1	0	0	0	-1	
Maryland	0	0	0	21	21	
Iowa	2	0	0	0	2	
Rutgers	0	5	0	0	5	
Michigan	10	0	0	0	10	
Minnesota	5	2	0	15	22	
Nebraska	-1	0	0	0	-1	
Ohio State	0	20	0	0	20	
Indiana	0	0	0	0	0	
Penn State	-11	0	0	0	-11	
Totals	4	27	0	52	83 / 7.5 ypg	

2024: Michigan State						
ALL-PURPOSE	RUSH	REC	PR	KR	TOTAL	
Florida Atlantic	0	15	0	33	48	
Maryland			-DNP-INJURED-			
Prairie View A&M			-DNP-INJURED-			
Boston College			-DNP-INJURED-			
Ohio State			-DNP-INJURED-			
Oregon			-DNP-INJURED-			
Iowa			-DNP-INJURED-			
Michigan	1	5	0	0	6	
Indiana	16	0	0	47	63	
Illinois	0	0	0	0	0	
Purdue			-DNP-			
Rutgers			-DNP-			
Totals	17	20	0	80	117	

2025: Michigan State						
ALL-PURPOSE	RUSH	REC	PR	KR	TOT	
Western Michigan	0	0	0	22	22	
Boston College	0	0	0	100	100	
Youngstown State						
USC						
Nebraska						
UCLA						
Indiana						
Totals	0	0	0	122	122	

^ at Nebraska | # = at Michigan State

2025 SPARTAN FOOTBALL GAME NOTES



88

RU'QUAN BUCKLEY

GRAND RAPIDS, MICH.
GODWIN HEIGHTS HS
NEBRASKA (2021-23)

GR-5 | DL 6-5 | 325 | 1L

CAREER NOTES: Graduate transfer from Nebraska is in his second season with the Spartans . . . transferred to MSU in the summer of 2024 . . . has played in 28 collegiate games (nine at Nebraska: one in 2021 and eight in 2023; 18 at Michigan State: 12 in 2024 and seven in 2025), with one collegiate career start (one in 2025) . . . two-time Academic All-Big Ten selection (2022, 2023) . . . four-time honoree on the Nebraska Scholar-Athlete Honor Roll . . . two-time recipient of the Arthur Ashe Jr. Sports Scholar Award (2022, 2023) . . . has 14 career tackles (two at Nebraska, 12 at MSU).

2025 SEASON (REDSHIRT SENIOR): Has played in all seven games, with one start, tallying four tackles in charting 126 snaps . . . notched one tackle in game at Indiana in charting 14 snaps . . . made first start of collegiate career, in opening UCLA game at defensive tackle, notching one tackle in 45 snaps . . . charted 12 snaps in his first return to Nebraska and first time playing former team . . . logged one tackle in 15 snaps in game at USC . . . posted one stop in 16 snaps in Youngstown State game . . . saw limited action in Boston College and Western Michigan games, logging 17 and 7 snaps, respectively.

BUCKLEY'S CAREER HIGHS

Tackles: 2#, twice (last vs. Rutgers, 11/30/24)

Tackles for Loss: 1.0#, vs. Purdue (11/22/24)

Blocked Kick: 1#, vs. Purdue (11/22/24)

BUCKLEY'S STATISTICS

	G/GS	UT	AT	TM	TFL	SACKS	INT	PBU	FR	FF
2021 ^	1/0	0	1	1	0.0-0	0-0	0-0	0	0	0
2022 ^	0/0	0	0	0	0.0-0	0-0	0-0	0	0	0
2023 ^	8/0	1	0	1	0.0-0	0-0	0-0	0	0	0
2024 #	12/0	3	6	9	2.0-3	0-0	0-0	0	0	0
2025 #	7/1	3	1	4	0-0	0-0	0-0	0	0	0
Career	28/1	7	8	15	2.0-3	0-0	0-0	0	0	0

^ at Nebraska | # = at Michigan State

BUCKLEY'S GAME-BY-GAME STATISTICS

2024: Michigan State

DEFENSE	UT	AT	TM	TFL	SACKS	INT	PBU	FR	FF
Florida Atlantic	0	1	1	0-0	0-0	0-0	0	0-0	0
Maryland	0	0	0	0-0	0-0	0-0	0	0-0	0
Prairie View A&M	0	1	1	0.5-1	0-0	0-0	0	0-0	0
Boston College	0	0	0	0-0	0-0	0-0	0	0-0	0
Ohio State	0	1	1	0.5-1	0-0	0-0	0	0-0	0
Oregon	1	0	1	0-0	0-0	0-0	0	0-0	0
Iowa	0	1	1	0-0	0-0	0-0	0	0-0	0
Michigan	0	0	0	0-0	0-0	0-0	0	0-0	0
Indiana	0	0	0	0-0	0-0	0-0	0	0-0	0
Illinois	0	0	0	0-0	0-0	0-0	0	0-0	0
Purdue	2	0	2	1.0-1	0-0	0-0	0	0-0	0
Rutgers	0	2	2	0-0	0-0	0-0	0	0-0	0
Totals	3	6	9	2.0-3	0-0	0-0	0	0-0	0

2025: Michigan State

DEFENSE	UT	AT	TM	TFL	SACKS	INT	PBU	FR	FF
Western Michigan	0	0	0	0-0	0-0	0-0	0	0-0	0
Boston College	0	0	0	0-0	0-0	0-0	0	0-0	0
Youngstown State	1	0	1	0-0	0-0	0-0	0	0-0	0
USC	1	0	1	0-0	0-0	0-0	0	0-0	0
Nebraska	0	0	0	0-0	0-0	0-0	0	0-0	0
UCLA	0	1	1	0-0	0-0	0-0	0	0-0	0
Indiana	1	0	1	0-0	0-0	0-0	0	0-0	0
Totals	3	1	4	0-0	0-0	0-0	0	0-0	0



3

RODNEY BULLARD JR.

ALBANY, GA.
WESTOVER HS
VALDOSTA STATE (2022-24)

GR-5 | WR 6-0 | 186 | TR

CAREER NOTES: Graduate transfer from Division II Valdosta State was extremely productive the past two seasons (2023-24) in 28 games for the Blazers, catching 86 passes for 1,567 yards and 19 touchdowns . . . has accounted for 2,032 all-purpose yards (had 1,567 receiving, 433 kick return, 9 rushing at Valdosta State; has two rushes for 6 yards at MSU) in his collegiate career . . . has 20 career touchdowns (19 receiving and one kick return at Valdosta State; has one rushing TD at MSU) . . . transferred to MSU in January 2025 and competed in spring practice . . . graduated from Valdosta State in December 2023 with a degree in interdisciplinary studies.

2025 SEASON (REDSHIRT SENIOR): Has played in all seven games . . . has scored one rushing TD, with two carries and one catch . . . saw limited action in game at Indiana, with one target . . . scored first TD as a Spartan on 8-yard end around in Youngstown State game for MSU's first score of the game on its opening drive and TD of the day, adding first reception in the Green & White for 17 yards and a first down on a third-and-5, during a drive in second quarter that resulted in FG . . . saw limited action in Boston College contest, with one target . . . made Spartan debut in Western Michigan game, logging 23 snaps, posting one rush.

BULLARD'S CAREER HIGHS

Receptions: 7^, vs. West Georgia (11/11/23)

Receiving Yards: 158^, vs. Virginia Union (12/7/24)

Long Reception: 84^, vs. Delta State (11/9/24)

TD Receptions: 3^, twice (last vs. Virginia Union, 12/7/24)

Rushing TD: 1#, vs. Youngstown State (9/13/25)

Kick Return Yards: 131^, vs. West Georgia (11/11/23)

Long Kick Return: 99^, vs. West Georgia (11/11/23)

BULLARD'S STATISTICS

RECEIVING	G/GS	REC.	YDS.	AVG.	TD	LG	YPG
2023 ^	14/9	44	566	12.9	7	48	40.4
2024 ^	14/13	42	1,001	23.8	12	84	71.5
2025 #	7/0	1	17	17.0	0	17	2.4
Career	35/22	87	1,584	18.2	19	84	45.3

RUSHING	NO.	YDS.	AVG.	TD	LG	YPG
2023 ^	1	7	7.0	0	7	0.5
2024 ^	1	2	2.0	0	2	2.0
2025 #	2	6	3.0	1	8	0.9
Career	3	-7	2.3	0	7	0.4

KICK RETURNS	ATT	YDS.	AVG.	TD	LG
2023 ^	16	397	24.8	1	99
2024 ^	1	36	36.0	0	36
2025 #	0	0	0.0	0	0
Career	17	433	25.5	1	99

ALL PURPOSE	RUSH	REC	PR	KR	TOTAL	YPG
2023 ^	7	566	0	397	970	69.3
2024 ^	2	1,001	0	36	1,039	74.2
2025 #	6	17	0	0	23	3.3
Totals	15	1,584	0	433	2,032	58.1

^ at Valdosta State | # = at Michigan State



2025 SPARTAN FOOTBALL GAME NOTES

BULLARD'S GAME-BY-GAME STATISTICS

2023: Valdosta State

RECEIVING	NO.	YDS	TD	LG
Point University	1	44	0	44
Albany State (GA)	2	28	0	15
Kelser	3	36	1	21
North Greenville	1	12	0	12
Chowan	4	71	1	36
Delta State	1	12	0	12
Mississippi College	2	24	0	18
Shorter	0	0	0	0
West Florida	0	0	0	0
West Alabama	6	108	1	48
West Georgia	7	86	1	1
Limestone	5	52	2	18
Delta State	11	93	1	16
Lenoir-Rhyne	1	0	0	0
Total	43	566	7	48

2024: Valdosta State

RECEIVING	NO.	YDS	TD	LG
Albany State (GA)	4	100	2	41
Newberry	4	30	0	11
Fayetteville State	3	77	0	45
Erksine	3	114	3	75
Shorter	4	57	0	24
North Greenville	4	50	0	17
Mississippi College	1	56	1	56
Chowan	2	87	1	69
Delta State	3	121	1	84
West Florida	3	74	1	50
Miles	3	62	0	33
Virginia Union	5	158	3	47
Minnesota State	0	0	0	0
Ferris State	3	15	0	8
Total	42	1,001	12	84

2025: Michigan State

RECEIVING	NO.	YDS	TD	LG
Western Michigan	0	0	0	0
Boston College	0	0	0	0
Youngstown State	1	17	0	17
USC	0	0	0	0
Nebraska	0	0	0	0
UCLA	0	0	0	0
Indiana	0	0	0	0
Totals	1	17	0	17

2025: Michigan State

RUSHING	ATT	YDS	TD	LG
Western Michigan	0	0	0	0
Boston College	1	-2	0	-2
Youngstown State	1	8	1	8
USC	0	0	0	0
Nebraska	0	0	0	0
UCLA	0	0	0	0
Indiana	0	0	0	0
Totals	2	6	1	8



CAREER NOTES: Second-year defensive lineman will see action in the playing rotation.

2025 SEASON (REDSHIRT FRESHMAN): Has played in six games, making first start of collegiate career in game six vs. UCLA . . . has logged six tackles in charting 65 snaps . . . tallied season-high tying two tackles in game at Indiana, logging 12 snaps . . . made first start of career in UCLA game, tallying two tackles in notching 32 snaps . . . posted a pair of stops in game at USC in logging seven snaps . . . saw limited action on defense in Youngstown State, Boston College and Western Michigan games.

BURNETT'S CAREER HIGHS

Tackles: 2, three times (last vs. Indiana, 10/18/25)

BURNETT'S STATISTICS

	G/GS	UT	AT	TM	TFL	SACKS	INT	PBU	FR	FF
2024	1/0	0	0	0	0-0	0-0	0-0	0	0	0
2025	6/1	3	3	6	0-0	0-0	0-0	0	0	0
Career	7/1	3	3	6	0-0	0-0	0-0	0	0	0



CAREER NOTES: Veteran offensive lineman and graduate transfer from Western Carolina has one season of eligibility remaining . . . has played in 43 career games with 25 starts (played in 36 games, including 18 starts, during his five years at Western Carolina from 2020-24; has played in seven games with seven starts in his first season at MSU) . . . transferred to Michigan State in January 2025 and competed in spring practice.

2025 SEASON (REDSHIRT SENIOR): Has started all seven games (right guard vs. Indiana, left guard vs. UCLA, Nebraska, USC, Youngstown State and Boston College; right guard vs. Western Michigan), posting 347 total offensive snaps, one of 12 Spartans with 200+ plays and one of seven with 300+ plays, ranking third among offensive linemen and seventh overall on offense . . . made seventh-straight start at a Spartan in game at Indiana, playing all 65 offensive snaps, one of four Spartans, all fellow offensive linemen, to play in every snap, joined by left tackle Connor Moore, left guard Gavin Broschious and center Matt Gulbin . . . started sixth-straight contest as a Spartan in UCLA game, notching 54 snaps . . . drew fifth start in as many games in game at Nebraska, starting at left guard and logging 36 snaps . . . started game at USC at left guard, charting 49 snaps, ranking fourth among offensive linemen and seventh overall on defense . . . opened Youngstown State game at left guard, registering 41 snaps, ranking third among offensive linemen and seventh overall on the offense . . . started Boston College contest at left guard, notching 53 snaps . . . made Spartan debut in starting season opener vs. Western Michigan at right guard, logging 48 snaps, and grading out at 84.6 pass block, according to PFF, which led the offensive line.

2025 SPARTAN FOOTBALL GAME NOTES



- Big Ten Co-Offensive Player of the Week (Week 2; Sept. 8)
- Davey O'Brien Award "Great 8" Performances of the Week (Week 2; Sept. 8)
- Named one of eight stars of the week by the Manning Award (Week 2; Sept. 8)

CAREER NOTES: Junior quarterback is in his second season with the Spartans in 2025 . . . has played in 28 collegiate games (nine at Oregon State in 2023; 19 starts at MSU with 12 in 2024 and seven in 2025), making 19-consecutive starts for the Spartans . . . ranks No. 58 among active FBS players in passing efficiency (136.20) and No. 71 in total offense (4,542) . . . with eight completions in UCLA game, has now topped the 300 career completions mark, becoming the 76th active FBS player with 300 career completions, now with 306 at MSU alone as part of 330 for his collegiate career . . . became the 18th QB in MSU history to throw for 3,000 yards in a Spartan jersey (3,677), reaching the 3K mark vs. Youngstown State on Sept. 13, 2025 and is now at No. 16 on MSU's career passing yards list . . . also No. 5 on MSU's career pass completion percentage list (.614), No. 7 on passing yards/game list (193.5), No. 12 on both career pass efficiency (133.1) and career passing TDs list (23), and No. 14 on career pass completions list (306) . . . has completed over 60 percent of his collegiate career passes (330-of-533) for 3,986 yards, 27 touchdowns (four at OSU; 23 at MSU) and 14 interceptions, needing just 14 yards for the 4,000 career yards plateau . . . has rushed 180 times for 538 yards (3.0 avg.; 19.2 ypg) with 11 TDs (three at OSU; eight at MSU) . . . has five career multiple TD pass games, including span of four in seven games played covering last three games of 2024 and first four games of 2025 . . . had streak of throwing for at least one TD in 10-straight games dating back to last six games of 2024 and first four contests of 2025, before streak snapped without a TD toss in game at Nebraska . . . has thrown for at least one TD in a game five of the seven games this season as part 18 out of 28 career games played . . . has thrown for at least one TD and rushed for at least one TD in same game a total of three occasions in career (vs. Prairie View A&M (9/14/24); vs. Boston College (9/6/25); at USC (9/20/25)) . . . has at least three rushing TDs in each of his three years as a college QB, with three in 2023 at Oregon State and three last season in his first season as a Spartan, before his career-best four so far in 2025.

2025 SEASON (JUNIOR): Ranks tied for sixth among all B1G QBs with 15 total TDs (10 passing, 5 rushing), trailing Indiana's Fernando Mendoza (23; 21 pass/2 rush); Oregon's Dante Moore (19; 19 pass/0 rush); Ohio State's Julian Sayin (19; 19 pass/0 rush); USC's Jayden Maiava (19; 15 pass/4 rush) and Nebraska's Dylan Raiola (16; 16 pass/0 rush), while tied with Illinois' Luke Altmyer (15; 13 passing/2 rushing) . . . ranks second in rushing TDs (5) among QBs in the league, behind Iowa's Mark Gronowski (10), while ranking tied for 10th in rushing TDs overall in the B1G . . . also ranks seventh in the B1G in points responsible for/game (13.1), eighth in passing rating (141.14), tied for ninth in both passing TDs (10) and passing percentage (.651), 13th in completions (114) 14th in passing yards (1,262), 15th passing yards/game (180.3) and 16th in attempts/game (25.0) . . . also ranked 32nd overall and fourth among B1G QB's in rushing yards/game (33.4), behind Washington's Demond Williams Jr. (51.9), UCLA's Nico Iamaleava (51.4) and Iowa's Mark Gronowski (41.3) . . . ranks second for MSU and ranks 35th in B1G in points/game (4.6) and 34th in league in total scoring (32 points) on five TDs and one two-point conversion pass . . . has thrown for 1,262 yards (180.3 ypg) on 114-of-175 passing with 10 TDs and three INTs through seven games . . . also has five rushing TDs as part of 66 carries for 234 yards (3.5 ypc/33.4 ypg) . . . has thrown for at least one TD and rushed for at least one TD in same game twice this season (at USC, vs. Boston College) . . . had thrown at least one TD pass in first four games, including two games with multiple TDs, with three or more both occurrences, with three at USC (9/20) and four vs. Boston College (9/6), before being held without a TD toss in games five and six, at Nebraska and vs. UCLA . . . has thrown at least one TD pass in five of the seven games this season . . . reached the nine TD passes mark this season through four games, after not hitting the nine-TD mark last season until game 10 . . . posted six TD passes through the first three games after not hitting the six-TD mark last season until game seven, and nearly half of last year's season-total of 13 TDs, while surpassing his 2023 season total at Oregon State with four . . . threw his first interception of the season in game three, snapping his streak of five straight games without a pick . . . has not thrown an interception in the last

two games (Indiana, UCLA) as part of five total times out of the seven this season without an INT . . . has at least one rushing TD in three-straight games (vs. UCLA, vs. Nebraska, vs. USC), the longest streak of career after three career streaks of back-to-back games, including four total in a three-game span and five rushing TD on the season, which have all come in a five-game spurt (UCLA, Nebraska, USC and Boston College) . . . has taken 412 of the 461 total offensive snaps, ranking third on the offense, and playing in every snap in three of the seven games (USC, Youngstown State and Boston College) . . . named the Big Ten Co-Offensive Player of the Week on Sept. 8 for his showing in the Boston College game on Sept. 6, as well as also recognized by the Davey O'Brien Award for one of the "Great 8" performances of the week and will be automatically added to the Davey O'Brien Award Midseason Watch List . . . in addition, was named one of eight stars of the week by the Manning Award . . . completed an MSU-record 20 passes in a row spanning from the first quarter to the third quarter in game at Indiana, topping the previous school record of 15 by Noah Kim vs. Richmond on Sept. 9, 2023 . . . the 20-consecutive completions ties the second-most in a Big Ten Conference game, and the top three marks in the record book all involve Indiana, as it ties Indiana QB Michael Penix Jr. who had 20 completions in a row at Michigan State (9/28/19) and trails the B1G record in a conference game of 22 by Chuck Long of Iowa vs. Indiana (10/20/1984) . . . finished 27-of-33 passing for 243 yards and one TD, including 20-of-22 for 178 yards in the first half . . . with a 9-yard pass to Jack Velling at 3:55 of the third quarter, notched his career-high 25th completion of the game, topping his previous career-high mark of 24 completions vs. Maryland (9/7/24) . . . the .818 completion percentage in Indiana game was also a new career-high, bettering his previous top mark of .759 vs. Youngstown State (9/13/25) . . . rushed for a career-long 64-yard scamper in the fourth quarter, topping his previous longest rush play of 28 yards vs. Youngstown State (9/13/25), and finishing with 48 yards on eight attempts . . . was 8-of-17 passing for 66 yards and six rushing for 9 yards and the TD in the UCLA game, before leaving early in the second half with an injury . . . posted 23 yards rushing on a career-high 13 carries and scored a career-best two rushing TDs in game at Nebraska to register his first career multi-rushing TD outing, with both coming in the third quarter, topping previous career-best of one rushing TD done eight times previously . . . the 13 rushing attempts topped previous top mark of career of 12, reached three previous times, most recently vs. Boston College (9/6/24) . . . scored his third rushing TD of the season with 16-yard scamper on 4th-and-4 on MSU's first possession of the second half, and the ensuing PAT tied the game at 14-all . . . rushed four times for 40 yards on the scoring drive, including rushing for three first downs during the drive, including two on fourth down . . . along with the scoring scamper on fourth down, he added a 10-yard run on fourth-and-6, and a 7-yard run on third-and-5 for a first down . . . was 9-for-23 passing for 85 yards, without a TD for only the ninth time in 26 career games . . . in return to his hometown area in game at USC, was 12-for-21 passing for 212 yards with three TDs and zero INT, highlighted by season-long 75-yard scoring strike to Omari Kelly . . . it was third straight game with 200+ yards passing and seventh career game over 200 yards passing, while the three TD outing was second game of season with multiple TD passes, with three or more in both times . . . also rushed for a TD on a 4-yard scamper in the third quarter for second rushing TD this season, part of rushing for 31 yards on nine carries . . . rushed for a career-high 76 yards on just eight carries (9.5 ypc) in Youngstown State game, highlighted by career-long 28-yard scamper . . . the 76 yards rushing topped previous career long of 57 yards last season vs. Boston College on 9/21/24 . . . the 9.5 ypc was also a career-high when having more than four carries, topping the previous top mark of 6.3 ypc (57 yards on nine carries in aforementioned game vs. Boston College), and only trailing overall collegiate career bests of 14.5 (29 yards on two carries vs. Colorado) and 10.5 ypc (42 yards on four carries vs. UC Davis) during his freshman season of 2023 at Oregon State . . . was also 22-of-29 passing for a career-high .759 passing percentage, for 270 yards with one TD, marking his first back-to-back games with 200+ yards after 231 previous week vs. Boston College . . . threw a career-high four TDs in Boston College game, topping previous career-best of three TD tosses last season vs. Maryland (9/7/24), which also came in Week 2 . . . the four TD passes was his third multi-TD outing in last five games dating back to last season, with two each vs. Illinois and Purdue . . . it was fourth career game with multiple TD tosses . . . is the first MSU QB to throw four TD passes in a game since Payton Thorne had four TD tosses vs. Western Michigan on Sept. 2, 2022 . . . was 19-of-29 passing for 231 yards, including a season-long 41-yard pass play . . . rushed career-high tying 12 times for a net of 39 yards and one TD, with last two rushing TDs coming against BC after registering his first rushing TD since last year vs. these same Boston College Eagles (9/21/24) . . . he gained a total of 68 yards on the ground . . . of the 12 rushes, five of them earned MSU a first down or touchdown, including three on third down, highlighted by his 3-yard scoring scamper in double OT . . . other two came one MSU's game-tying field goal drive and another on the Spartans' go-ahead field goal in the fourth quarter . . . started season opener vs. Western Michigan, passing for 17-of-23 for 155 yards with one TD pass and no INT . . . it was seventh-straight game with at least one TD pass dating back to the final six games of 2024 season, as well as his 14th career game with at least one TD toss . . . also ran streak to four games in a row without an INT dating back to the final three games of last season . . . had a career-high tying 26-yard run in the second quarter to set up Makhi Frazier's TD before halftime.



2025 SPARTAN FOOTBALL GAME NOTES

CHILES' CAREER HIGHS

Pass Completions: 27#, vs. Indiana (10/18/25)
Pass Attempts: 40#, vs. Illinois (11/16/24)
Passing Yards: 363#, vs. Maryland (9/7/24)
Passing TDs: 4#, vs. Boston College (9/6/25)
Completion Percentage (min. 10 att.): .818, vs. Indiana (10/18/25)
Consecutive Completions: 20\$, vs. Indiana (10/18/25)
Rush Attempts: 13#, vs. Nebraska (10/4/25)
Rushing Yards: 76#, vs. Youngstown State (9/13/25)
Rushing TDs: 2#, vs. Nebraska (10/4/25)
Longest Pass Play: 77#, vs. Maryland (9/7/24)
Longest Rush Play: 64#, vs. Indiana (10/18/25)
Longest Pass TD: 77#, vs. Maryland (9/7/24)
Longest Rush TD: 23^, vs. Colorado (11/4/23)

\$ = School Record

CHILES'S STATISTICS

PASSING	G/GS	COMP	ATT	INT	PCT	YDS	YPG	TD	LG	Effic.
2023 ^	9/0	24	35	0	.686	309	34.3	4	52	180.4
2024 #	12/12	192	323	11	.594	2,415	201.3	13	77	128.7
2025 #	7/7	114	175	3	.651	1,262	180.3	10	75	141.1
MSU Total	19/19	306	498	14	.614	3,677	193.5	23	77	133.1
Career	28/19	330	533	14	.619	3,986	142.4	27	77	136.2

RUSHING	NO.	YDS.	AVG.	TD	LG	YPG
2023 ^	17	79	4.6	3	23	8.8
2024 #	97	225	2.3	3	26	18.8
2025 #	66	234	3.5	5	64	33.4
MSU Total	163	459	2.8	8	64	24.2
Career	180	538	3.0	11	64	19.2

^ = at Oregon State / # = at Michigan State

CHILES' GAME-BY-GAME STATISTICS

2023: Oregon State

PASSING	COMP	ATT	INT	PCT	YDS	TD	LG
San José State	2	3	0	.667	37	0	0
UC Davis	9	13	0	.692	74	1	15
San Diego State			-DNP-				
Washington State			-DNP-				
Utah	1	1	0	1.000	23	0	23
California	2	2	0	1.000	21	1	11
UCLA	2	2	0	1.000	16	1	10
Arizona	2	3	0	.667	58	0	52
Colorado	0	1	0	.000	0	0	0
Stanford	5	8	0	.625	75	1	28
Washington	1	2	0	.500	5	0	5
Oregon State			-DNP-				
Totals	24	35	0	.686	309	4	52

2024: Michigan State

PASSING	COMP	ATT	INT	PCT	YDS	TD	LG
Florida Atlantic	10	24	2	.417	114	0	22
Maryland	24	38	2	.632	363	3	77
Prairie View A&M	12	19	0	.632	173	1	34
Boston College	17	35	3	.486	241	0	40
Ohio State	13	19	1	.684	167	1	26
Oregon	10	17	0	.588	154	0	44
Iowa	22	30	1	.733	256	1	37
Michigan	17	23	0	.739	189	1	30
Indiana	16	24	2	.667	193	1	33
Illinois	23	40	0	.575	256	2	52
Purdue	15	31	0	.484	159	2	33
Rutgers	13	23	0	.565	150	1	23
Totals	192	323	11	.594	2,415	13	77

2025: Michigan State

PASSING	COMP	ATT	INT	PCT	YDS	TD	LG
Western Michigan	17	23	0	.739	155	1	28
Boston College	19	29	0	.655	231	4	41
Youngstown State	22	29	1	.758	270	1	28
USC	12	21	0	.571	212	3	75
Nebraska	9	23	2	.391	85	0	14
UCLA	8	17	0	.471	66	0	17
Indiana	27	33	0	.818	243	1	23
Totals	114	175	3	.614	1,262	10	75

2023: Oregon State

RUSHING	ATT	YDS	TD	LG
San José State	1	9	0	9
UC Davis	4	42	1	19
San Diego State		-DNP-		
Washington State		-DNP-		
Utah	3	-14	0	0
California	0	0	0	0
UCLA	0	0	0	0
Arizona	2	8	0	8
Colorado	2	29	1	23
Stanford	4	14	1	20
Washington	1	-9	0	0
Oregon		-DNP-		
Totals	17	79	3	23

2024: Michigan State

RUSHING	ATT	YDS	TD	LG
Florida Atlantic	6	28	1	14
Maryland	9	2	0	8
Prairie View A&M	3	8	1	6
Boston College	9	57	1	22
Ohio State	6	-9	0	8
Oregon	12	29	0	14
Iowa	11	51	0	26
Michigan	8	6	0	8
Indiana	9	-2	0	9
Illinois	12	40	0	19
Purdue	8	26	0	14
Rutgers	4	-11	0	4
Totals	97	225	3	26

2025: Michigan State

RUSHING	ATT	YDS	TD	LG
Western Michigan	10	8	0	26
Boston College	12	39	1	19
Youngstown State	8	76	0	28
USC	9	31	1	12
Nebraska	13	23	2	16
UCLA	6	9	1	6
Indiana	8	48	0	64
Totals	66	234	5	64

2025 SPARTAN FOOTBALL GAME NOTES



CAREER NOTES: Second-year player will handle placekicker duties for the Spartans.

2025 SEASON (REDSHIRT FRESHMAN): Made smashing Spartan debut by drilling a 50-yarder in Boston College game in first official collegiate field goal or PAT attempt . . . is one of nine kickers in the B1G and one of 69 in the FBS with a field goal of 50+ yards . . . ranks 16th in B1G and tied for 74th in the FBS in field goals made (7) and ranks 12th in league and tied for 66th in nation in FG made/game (1.2), along with 14th in the conference and 64th in the country in FG attempts/game (1.5) . . . leads team in scoring, ranking tied for 26th in the B1G in points/game (6.0) and matching jersey number in ranking tied for 29th in scoring (36 points) . . . would rank third in B1G in kickoff average (64.4) and 12th in touchback percentage (62.5), but doesn't reach minimum qualification, but does rank 18th in touchbacks (10) . . . is 7-of-9 on field goals, with only two misses coming on attempts of 50+ yards, missing on a 56-yarder in the USC game as time expired in the first half, and missing a 50-yarder early in the third quarter of the game at Indiana in windy and rainy conditions . . . is 15-of-16 on PATs, making 14 in a row, before missing 15th attempt, coming in fourth quarter of UCLA game . . . made at least one field goal in first three games played this season, including making two field goals in two of the first three games (Boston College and Youngstown State) . . . has made at least one field goal in four of six games played, in addition to two FGs in three games (Indiana, BC, YSU) . . . has 16 kickoffs for a 64.4 ypk average with 10 touchbacks . . . was 2-for-3 on field goals and 1-for-1 on PAT in the Indiana game, making a 38-yard FG on MSU's opening possession of the game, then missing a 50-yarder early in the third quarter in windy and rainy conditions, before splitting the uprights from 34-yards out with 33 seconds left in the game in heavier rain, finishing with season-high three FG attempts, season-high tying two FG makes and second-most matching points with seven . . . also had four kickoffs for 64.2 ypk average with three touchbacks in windy, rainy conditions . . . was 1-for-2 on PATs, with first miss of season, in UCLA game, adding three kickoffs for a 65.0 ypk average with one touchback . . . was 3-for-3 on PATs and had four kickoffs for a 65.0 ypk average with touchbacks on all four, in windy conditions at Nebraska . . . made 29-yard FG in second quarter at USC, then missed first FG of season on a 56-yarder as time expired in first half, adding 3-of-3 on PATs, also handling kickoff duties with five kickoffs for a 63.8 ypk average with two touchbacks . . . was 2-of-2 on field goals in Youngstown State game, splitting uprights from 24-yards as time expired in the first half, adding a 27-yarder in the fourth quarter, also making 5-of-5 on PATs . . . made both field goals attempts in Boston College game, highlighted by a 50-yarder in his first collegiate attempt that tied the game at 24-24 late in the third quarter then added a 39-yarder early in the fourth quarter that put the Spartans ahead, 27-24 . . . the debut field goal of 50-yards was MSU's first field goal of 50+ yards since Jonathan Kim's 55-yarder vs. Iowa last season (10/19/24).

CONNINGTON'S CAREER HIGHS

Extra Points Made..... 5, vs. Youngstown State (9/13/25)
 Extra Points Att..... 5, vs. Youngstown State (9/13/25)
 Field Goals Made..... 2, three times (last vs. Indiana, 10/18/25)
 Field Goals Att..... 3, vs. Indiana (10/18/25)
 Longest FG Made..... 50, vs. Youngstown State (9/13/25)
 Longest FG Att..... 56, vs. USC (9/20/25)
 Total Points 11, vs. Youngstown State (9/13/25)

CONNINGTON'S STATISTICS

SCORING	PAT (Pct.)	FG (Pct.)	PTS	LG
2025	15-16 (.938)	7-9 (.778)	36	50

KICKOFFS	NO.	YDS.	AVG.	TB
2025	16	1,031	64.4	10

CONNINGTON'S GAME-BY-GAME STATISTICS

2025: Michigan State

OPPONENT	PATs	FGs	LG	PTS
Western Michigan	-DNP-INJURY			
Boston College	1-1	2-2	50	7
Youngstown State	5-5	2-2	27	11
USC	4-4	1-2	29	7
Nebraska	3-3	0-0	--	3
UCLA	1-2	0-0	--	1
Indiana	1-1	2-3	38	7
Totals	15-16	7-9	50	36

KICKOFFS	NO.	YDS.	AVG.	TB
Western Michigan	-DNP-INJURY			
Boston College	0	0	0	0
Youngstown State	0	0	0	0
USC	5	319	63.8	2
Nebraska	4	260	65.0	4
UCLA	3	195	65.0	1
Indiana	4	257	64.2	3
Totals	16	1,031	64.4	10



2025 SPARTAN FOOTBALL GAME NOTES



44

JAY COYNE

NEW YORK, N.Y.
IMG ACADEMY

R-JR | FB 6-1 | 230 | 2L

CAREER NOTES: Two-year letterwinner made the position switch to fullback in 2024 after spending his first two seasons on defense as a defensive end . . . has played in 21 games (three in 2023, 12 in 2024, six in 2025) . . . has two career catches for 17 yards and one TD . . . two-time Academic All-Big Ten honoree.

2025 SEASON (REDSHIRT JUNIOR): Has played in all seven games, making first catch of season for first career TD reception, either collegiate or high school . . . has one catch for 5 yards with a TD for the season, in logging 35 offensive snaps and 86 special teams plays . . . grades out at 83.2 pass block, according to PFF, which ranks second on team, only trailing starting center Matt Gulbin (84.4), as well as ranking first among fullbacks in the B1G and second overall in the B1G among running backs . . . saw limited offensive action in Indiana, UCLA, Nebraska, USC and Youngstown State games . . . caught first career TD on 5-yard pass from Aidan Chiles in first overtime of thrilling 42-40 2OT Victory for MSU over Boston College . . . logged 11 snaps in season-opener vs. Western Michigan.

COYNE'S CAREER HIGHS

Receptions: 1, twice (last vs. Boston College, 9/6/25)
Receiving TD: 1, vs. Boston College (9/6/25)
Receiving Yards: 12, vs. Prairie View A&M (9/14/24)

COYNE'S STATISTICS

RECEIVING	G/GS	REC.	YDS.	AVG.	TD	LG	YPG
2023	4/0	0	0	0.0	0	0	0.0
2024	12/0	1	12	12.0	0	12	1.1
2025	7/0	1	5	5.0	1	5	0.7
Career	23/0	2	17	8.5	1	12	0.8



27

DEVYNN CROMWELL

TORONTO, ONTARIO
CLARKSON FOOTBALL NORTH
GUELPH (2020-23)
TEXAS TECH (2024)

SR-6 | DB 6-0 | 200 | TR

CAREER NOTES: Sixth-year transfer defensive back from Texas Tech has one season of eligibility remaining . . . received an extra year of eligibility in 2025 via an NCAA blanket waiver for all student-athletes who previously competed at a non-NCAA school for one or more years and would have otherwise exhausted their NCAA eligibility following the 2024 season . . . originally joined Texas Tech in 2024 following four seasons (2020-23) at the University of Guelph, in Guelph, Ontario . . . has played in 16 career FBS games (nine at Texas Tech in 2024; seven at Michigan State in 2025) with three starts (two at TTU in '24; one at MSU in '25) . . . has matched jersey number by posting 27 career tackles (20 at TTU in 2024; seven at MSU in 2025).

2025 SEASON (REDSHIRT SENIOR): Has played in all seven games, with one start . . . has tallied seven tackles in charting 82 defensive snaps and 80 special teams plays . . . notched one tackle in game at Indiana, logging 11 defensive snaps and 12 special teams plays . . . posted one stop in UCLA game in posting eight defensive snaps and 11 special teams plays . . . made first start at a Spartan in game at Nebraska and logged 23 defensive snaps and 15 special teams plays . . . tallied one tackle on kickoff coverage at USC in playing 13 special teams snaps . . . posted one stop in Youngstown State game, registering 19 snaps . . . tallying two tackles in Boston College contest in 10 plays . . . made Spartan debut in season-opener vs. Western Michigan, making one tackle and logging 11 snaps.

CROMWELL'S CAREER HIGHS (FBS)

Tackles: 9[^], vs. Arizona (10/5/24)

CROMWELL'S STATISTICS

	G/GS	UT	AT	TM	TFL	SACKS	INT	PBU	FR	FF
2024 [^]	9/2	9	11	20	0-0	0-0	0-0	0-0	0	0
2025 #	7/1	5	2	7	0-0	0-0	0-0	0-0	0	0
Totals	16/3	14	13	27	0-0	0-0	0-0	0-0	0	0

[^] = at Texas Tech | # = at Michigan State

2025 SPARTAN FOOTBALL GAME NOTES



CAREER NOTES: Is in his seventh season of college football and second with Michigan State in 2025 . . . voted a co-captain by his teammates . . . has played in 51 collegiate games (33 at Middle Tennessee State, 18 at MSU (11 in 2024, seven in 2025)) . . . spent five seasons at Middle Tennessee State (2019-23), but did not play during the 2021 season due to an injury . . . has recorded 96 tackles, including 23.0 tackles for loss (82 yards) and 7.0 sacks (40 yards) in his collegiate career . . . also has nine pass break-ups and one forced fumble . . . had 68 tackles, 17 TFLs (57 yards) and 5.5 sacks (33 yards) in 33 games for the Blue Raiders, including 13 starts in 33 games . . . has posted 28 tackles, 6.0 TFLs (25 yards) and 1.5 sacks (7 yards) in 16 games, with one start, for the Spartans . . . has played nearly 1,400 snaps on defense in his career (1,383 total; 978 at MTSU; 415 at MSU) . . . graduated from MTSU with a bachelor's degree in allied health technology.

2025 SEASON (GRADUATE): Has played in all seven games, starting one, while tallying 11 stops, with 2.0 TFLs (12 yards) and 0.5 sack (3 yards), adding four QB hurries in playing 160 total snaps . . . tallied two tackles, with 1.0 TFL (7 yards) in game at Indiana, charting 23 snaps . . . registered season-high tying three tackles in UCLA game, with 0.5 TFL coming on 0.5 sack (3 yards), in charting 24 snaps . . . notched a pair of QB hurries in tallying 24 snaps in game at Nebraska . . . notched one tackle in playing 13 snaps at USC . . . tallied season-high three tackles in Youngstown State in charting 26 snaps . . . was in on 23 plays in Boston College contest . . . made first start of Spartan career in starting season opener vs. Western Michigan at defensive end and logged 27 plays, posting a pair of stops, including 0.5 tackles for loss, adding two QB hurries.

DUNNIGAN'S CAREER HIGHS

Tackles: 7[^], vs. Liberty (10/17/23)

Tackle for Loss: 3.5[^], vs. Colorado State (9/10/22)

Sacks: 2.5[^], vs. Colorado State (9/10/22)

Forced Fumble: 1#, vs. Purdue (11/22/24)

Pass Break-Ups: 3[^], vs. Jacksonville State (10/4/23)

DUNNIGAN'S STATISTICS

	G/GS	UT	AT	TM	TFL	SACKS	INT	PBU	FR	FF
2019 [^]	1/0	0	0	0	0-0	0-0	0-0	0	0-0	0
2020 [^]	6/0	1	5	6	0-0	0-0	0-0	0	0-0	0
2021 [^]					-DNP-INJURED-					
2022 [^]	12/2	16	11	27	7.0-30	2.5-20	0-0	1	0-0	0
2023 [^]	12/11	20	15	35	10.0-27	3.0-13	0-0	8	0-0	0
2024 #	11/0	11	6	17	4.0-13	1.0-4	0-0	0	0-0	1
2025 #	7/1	4	7	11	2.0-12	0.5-3	0-0	0	0-0	0
MSU Totals	18/1	15	13	28	6.0-25	1.5-7	0-0	0	0-0	0
Career	51/14	52	44	96	23.0-82	7.0-40	0-0	9	0-0	1

[^] = at Middle Tennessee State | # = at Michigan State

DUNNIGAN'S GAME-BY-GAME STATISTICS

2022: MTSU

DEFENSE	UT	AT	TM	TFL	SACKS	INT	PBU	FR	FF
James Madison	1	1	2	0-0	0-0	0-0	0	0-0	0
Colorado State	2	4	6	3.5-23	2.5-20	0-0	1	0-0	0
Tennessee State	1	0	1	0-0	0-0	0-0	0	0-0	0
Miami (FL)	4	0	4	1-1	0-0	0-0	0	0-0	0
UTSA	0	1	1	0.5-3	0-0	0-0	0	0-0	0
UAB	1	1	2	0-0	0-0	0-0	0	0-0	0
Western Kentucky	2	1	3	0-0	0-0	0-0	0	0-0	0
UTEP	0	0	0	0-0	0-0	0-0	0	0-0	0
Louisiana Tech	0	2	2	0-0	0-0	0-0	0	0-0	0
Charlotte	2	1	3	0-0	0-0	0-0	0	0-0	0
Florida Atlantic	0	0	0	0-0	0-0	0-0	0	0-0	0
San Diego State	3	0	3	2-3	0-0	0-0	0	0-0	0
Totals	16	11	27	7-30	2.5-20	0-0	0	0-0	0

2023: MTSU

DEFENSE	UT	AT	TM	TFL	SACKS	INT	PBU	FR	FF
Alabama	2	2	4	0.5-2	0-0	0-0	0	0-0	0
Missouri	3	2	5	2-2	1-1	0-0	0	0-0	0
Murray State	1	2	3	1.5-2	0-0	0-0	0	0-0	0
Colorado State	1	3	4	1.5-2	0-0	0-0	0	0-0	0
Western Kentucky	0	0	0	0-0	0-0	0-0	2	0-0	0
Jacksonville State	2	1	3	1-4	0-0	0-0	3	0-0	0
Louisiana Tech	1	1	2	0-0	0-0	0-0	1	0-0	0
Liberty	6	1	7	0-0	0-0	0-0	0	0-0	0
New Mexico State	1	2	3	1-5	1-5	0-0	1	0-0	0
FIU	1	1	2	1.5-9	1-7	0-0	0	0-0	0
UTEP	1	0	1	1-1	0-0	0-0	0	0-0	0
Sam Houston	1	0	1	0-0	0-0	0-0	1	0-0	0
Totals	20	15	35	10-27	3-13	0-0	8	0-0	0

2024: Michigan State

DEFENSE	UT	AT	TM	TFL	SACKS	INT	PBU	FR	FF
Florida Atlantic	0	0	0	0-0	0-0	0-0	0	0-0	0
Maryland	-DNP-								
Prairie View A&M	1	0	1	1.0-1	0-0	0-0	0	0-0	0
Boston College	3	0	3	1.0-4	1.0-4	0-0	0	0-0	0
Ohio State	0	1	1	0-0	0-0	0-0	0	0-0	0
Oregon	1	1	2	1.0-5	0-0	0-0	0	0-0	0
Iowa	0	0	0	0-0	0-0	0-0	0	0-0	0
Michigan	0	1	1	0-0	0-0	0-0	0	0-0	0
Indiana	0	1	1	0-0	0-0	0-0	0	0-0	0
Illinois	2	1	3	0-0	0-0	0-0	0	0-0	0
Purdue	1	0	1	1.0-3	0-0	0-0	0	0-0	1
Rutgers	3	1	4	0-0	0-0	0-0	0	0-0	0
Totals	11	6	17	4.0-13	1.0-4	0-0	0	0-0	1

2025: Michigan State

DEFENSE	UT	AT	TM	TFL	SACKS	INT	PBU	FR	FF
Western Michigan	0	2	2	0.5-1	0-0	0-0	0	0-0	0
Boston College	0	0	0	0-0	0-0	0-0	0	0-0	0
Youngstown State	1	2	3	0-0	0-0	0-0	0	0-0	0
USC	1	0	1	0-0	0-0	0-0	0	0-0	0
Nebraska	0	0	0	0-0	0-0	0-0	0	0-0	0
UCLA	0	3	3	0.5-3	0.5-3	0-0	0	0-0	0
Indiana	2	0	2	1.0-7	0-0	0-0	0	0-0	0
Totals	3	7	10	2.0-12	0.5-3	0-0	0	0-0	0



2025 SPARTAN FOOTBALL GAME NOTES



**JOSHUA
EATON**

HOUSTON, TEXAS
ALDINE MACARTHUR HS
OKLAHOMA (2020-22)
TEXAS STATE (2023-24)

GR-6 | DB 6-1 | 189 | TR

7

CAREER NOTES: Veteran defensive back has one season of eligibility remaining . . . enrolled at Michigan State in January 2025 and competed in spring practice . . . has played in 51 collegiate games over the past five seasons (19 games at Oklahoma from 2020-22; 25 games at Texas State from 2023-24; seven games at MSU in 2025), including 25 starts at cornerback (19 at Texas State; six at MSU) . . . has played nearly 1,600 snaps (1,586) on defense throughout his career (142 at Oklahoma; 1,165 at Texas State; 279 at MSU) . . . has collected 71 tackles (seven at Oklahoma, 49 at Texas State, 15 at Michigan State) and 15 career pass break-ups (13 at Texas State, two at MSU) . . . earned his bachelor's degree in theater at Texas State in December 2024.

2025 SEASON (GRADUATE): Started first five games at cornerback for the Spartans, before coming off bench in game six, then returned to starting line-up in game seven . . . has played in all seven contests, tallying 11 stops and two pass break-ups in logging 279 snaps, ranking fourth among defensive backs and sixth overall on defense, as well as one of seven defenders with over 200 snaps . . . both PBUs have come in last two games . . . returned to starting line-up in Indiana game, posting one pass break-up in charting 39 snaps for second game in a row . . . did not start UCLA game, marking first non-start appearance, but tallied two tackles and first pass break-up as a Spartan, logging 39 snaps . . . opened game at Nebraska at cornerback, notching four tackles in charting 34 snaps, while battling injuries throughout game . . . started game at USC at cornerback and tallied two tackles in logging 57 snaps, which ranked third among defensive backs and overall on defense . . . tallied three tackles in Youngstown State game after starting at cornerback, charting 35 snaps, ranking third among defensive backs and fourth overall on defense . . . opened Boston College contest at cornerback, posting one stop in 36 snaps which was fourth among all defensive backs and tied for ninth overall on the defense . . . made Spartan debut in starting Western Michigan game, logging three tackles, in playing 39 snaps, which ranked tied for second among defensive backs and tied for fifth overall on the defense . . . the three tackles came on two solo stops and one assist, marking the second time in three years that he's had that tackle total and breakdown in the season-opener, also doing so in 2023 while at Texas State vs. Baylor.

EATON'S CAREER HIGHS

Tackles: 6%, vs. Arizona State (9/12/24)

Tackles for Loss: 1.0%, twice (last vs. Lamar, 8/31/24)

Sacks: 1.0% vs. Lamar (8/31/24)

Pass Break-Ups: 2%, vs. Arkansas State (10/12/24)

EATON'S STATISTICS

	G/GS	UT	AT	TM	TFL	SACKS	INT	PBU	FR	FF
2020 ^	5/0	2	2	4	0-0	0-0	0-0	0	0	0
2021 ^	10/0	3	0	3	0-0	0-0	0-0	0	0	0
2022 ^	4/0	0	0	0	0-0	0-0	0-0	0	0	0
2023 %	13/8	18	4	22	1-2	0-0	0-0	8	0	0
2024 %	12/12	19	8	27	1.5-17	1-15	0-0	5	0	0
2025 #	7/6	11	4	15	0-0	0-0	0-0	2	0	0
Career	51/26	53	18	71	2.5-19	1-15	0-0	15	0	0

^ = at Oklahoma | % = at Texas State | # = at Michigan State

EATON'S GAME-BY-GAME STATISTICS

2023: Texas State

DEFENSE	UT	AT	TM	TFL	SACKS	INT	PBU	FR	FF
Baylor	2	1	3	0-0	0-0	0-0	1	0	0
UTSA	3	1	4	0-0	0-0	0-0	1	0	0
Jackson State	0	0	0	0-0	0-0	0-0	1	0	0
Nevada	4	1	5	0-0	0-0	0-0	1	0	0
Southern Miss	1	0	1	0-0	0-0	0-0	1	0	0
Louisiana	2	0	2	0-0	0-0	0-0	0	0	0
ULM	0	0	0	0-0	0-0	0-0	0	0	0
Troy	1	0	1	0-0	0-0	0-0	0	0	0
Ga. Southern	4	0	4	1-2	0-0	0-0	1	0	0
Coastal Carolina	1	1	2	0-0	0-0	0-0	0	0	0
Arkansas State	0	0	0	0-0	0-0	0-0	0	0	0
South Alabama	0	0	0	0-0	0-0	0-0	1	0	0
Rice	0	0	0	0-0	0-0	0-0	1	0	0
Totals	18	4	22	1.0-2	0-0	0-0	8	0	0

2024: Texas State

DEFENSE	UT	AT	TM	TFL	SACKS	INT	PBU	FR	FF
Lamar	1	1	2	1-15	1-15	0-0	1	0	0
UTSA	2	0	2	0-0	0-0	0-0	0	0	0
Arizona State	5	1	6	0-0	0-0	0-0	0	0	0
Sam Houston	2	0	2	0-0	0-0	0-0	0	0	0
Troy	0	1	1	0-0	0-0	0-0	1	0	0
Arkansas State	2	1	3	0-0	0-0	0-0	2	0	0
Old Dominion	0	1	1	0-0	0-0	0-0	0	0	0
Louisiana	3	1	4	0.5-2	0-0	0-0	0	0	0
ULM	0	1	1	0-0	0-0	0-0	0	0	0
Southern Miss	1	0	1	0-0	0-0	0-0	0	0	0
Georgia State	1	0	1	0-0	0-0	0-0	1	0	0
South Alabama	2	1	3	0-0	0-0	0-0	0	0	0
Totals	19	8	27	1.0-17	1.0-15	0-0	5	0	0

2025: Michigan State

DEFENSE	UT	AT	TM	TFL	SACKS	INT	PBU	FR	FF
Western Michigan	2	1	3	0-0	0-0	0-0	0	0	0
Boston College	0	1	1	0-0	0-0	0-0	0	0	0
Youngstown State	2	1	3	0-0	0-0	0-0	0	0	0
USC	1	1	2	0-0	0-0	0-0	0	0	0
Nebraska	4	0	4	0-0	0-0	0-0	0	0	0
UCLA	2	0	2	0-0	0-0	0-0	1	0	0
Indiana	0	0	0	0-0	0-0	0-0	1	0	0
Totals	11	4	15	0-0	0-0	0-0	2	0	0

2025 SPARTAN FOOTBALL GAME NOTES



- Ray Guy Award National Punter of the Week (Week 2, 9/9/25)
- Ray Guy Award Ray's 8 (Week 2, 9/9/25)
- Ray Guy Award Ray's 8 (Week 1, 9/2/25)
- Preseason All-American by the Walter Camp Football Foundation (second team), Phil Steele (third team) and Athlon Sports (fourth team)
- Preseason All-Big Ten selection by Phil Steele (first team), USA TODAY (first team) and Athlon Sports (second team)
- Ray Guy Award Preseason Watch List
- Senior Bowl Top 300 List

CAREER NOTES: Fourth-year player and two-year letterwinner has played in 32 career games for the Spartans (2022-04) . . . Ray Guy Award candidate . . . named a preseason All-American by the Walter Camp Football Foundation (second team), Phil Steele (third team) and Athlon Sports (fourth team) . . . preseason All-Big Ten selection by Phil Steele (first team), USA TODAY (first team) and Athlon Sports (second team) . . . has a career punting average of 48.0 yards per punt (120 punts for 5,755 yards), which would rank No. 1 in school history (current record: Bryce Baringer, 46.0 avg. (2018, 20-22)) . . . currently ranks No. 1 in all of NCAA among active players in punting career punting average (48.0 ypp) . . . also ranks No. 23 in FBS and No. 66 in all of NCAA in total punt yards (5,755), one of 58 punters in all of NCAA and one of 20 FBS punters with over 5,000 yards, and only one of three juniors (Angus Davies of Tulsa and Atticus Bertrams of Wisconsin) . . . additionally ranked No. 29 in FBS and No. 103 in NCAA in total punts (119) . . . has booted 57 punts 50-plus yards (48 percent) . . . also has six career punts of 60-plus yards . . . now has double-digit punts of 50+ yards in each of the last three years (24 in 2023; 20 in 2024 and 13 in 2025), reaching double-digits in 2025 in game five in game at Nebraska . . . 38 of his 120 punts have been inside the 20 (33 percent) and 23 inside the 10 (19 percent) . . . two-time All-Big Ten selection (second team in both 2023 and 2024) . . . graduated with his bachelor's degree in kinesiology in May 2025.

2025 SEASON (REDSHIRT JUNIOR): Named Ray Guy Award National Punter of the Week for Week 2 (Sept. 9) . . . picked up where he left off last season by currently ranking second in both the Big Ten and the FBS with a 51.3 yards per punt average, trailing Wisconsin's Sean West, who has only 1/3rd the punts of Eckley, with only seven punts, compared to Eckley's 21 punts . . . leads B1G in punts of 50+ yards (13) . . . additionally ranks tied for fifth in the B1G and ranks tied for 27th in the FBS in net punting (42.9) . . . also tied for fifth in the B1G and ranks tied for 66th in FBS in punts inside the 20 (9) . . . grades out at 71.6 according to PFF, which ranks sixth in the B1G and second in the FBS among the four punters in country with a 50+ yard average, ranking tied for 37th overall in FBS . . . season-long of 60 yards is tied for sixth-longest in B1G and tied for 66th in FBS . . . one of two punters in B1G and one of four in FBS averaging over 50.0 ypp . . . tied for the second-fewest touchbacks (1) in the B1G . . . has 21 punts for 1,078 yards (51.3 ypp) with 13 punts of 50+ yards (62 percent) and one of 60 yards (5 percent) . . . has posted multiple 50+ yards in four of the seven games, only doing so in one game in which he didn't punt more than once, as he only punted once for 48 yards in the Youngstown State game, had three punts for a 45.0 ypp average in the UCLA game, and punted once for 50 yards in game at Indiana . . . has averaged 50+ yards in five of the seven games . . . has nine punts inside the 20, with six inside the 10 and one touchback . . . had nine punts inside the 20 and six inside the 10 through first five games which had already exceeded last year's season totals of six inside the 20 and two inside the 10, topping last year's season total in game one alone with three inside the 10, while matching it in game two with a pair of punts inside the 10 . . . named Ray Guy Award National Punter of the Week for Week 2 (Sept. 9) and two-time Ray Guy Award Ray's 8 list in back-to-back weeks after two games . . . has added kickoff duties to his skill-set this season, with 17 kickoffs for a 60.5 ypk average with six touchbacks, and also one field goal attempt . . . ranks 17th in B1G in kickoff average (60.6 ypk) . . . also handles holder duties on field goal and PATs . . . only punted once in game at Indiana, but was for 50 yards . . . had three punts for a 45.0 ypp average in UCLA game, with a long of 48 yards, marking first game this season with an average under 50 yards out of the five games in which punted more than once, as well as only the second time without a punt

of 50+ yards . . . punted four times for a 51.0 ypp average in gusty, windy conditions in game at Nebraska, with three of the four punts going for 50+ yards, and also had a punt of 50+ yards inside the 10 wiped out by a penalty, finishing with a 48-yarder on first punt of game, then booming a 54-yarder in the second quarter and added a pair of 51-yarders in the fourth quarter . . . punted three times for a season-high 56.3 ypp at USC, which would be career-high but was one punt from minimum qualification, with a 55- and 57-yarder in the second quarter plus another 57-yarder in the third quarter, pinning two inside the 20 with one of those two going inside the 10 . . . was only needed to punt once in Youngstown State game, going for 48 yards and it had a 0-yard return . . . it was the first game this season that game average was under 50.0 yards . . . was team game captain for the Boston College game and was part of the coin toss . . . named the Ray Guy Award National Punter of the Week on Sept. 9 after being tabbed to Ray Guy Award Ray's 8 list for the second-straight week, following his performance in the double-overtime win against Boston College, with two punts downed at the 1, and all three punts downed inside the 20, for 0 return yards vs. BC . . . finished with a 54.7 yards per punt average, starting his night with a 60-yarder in the first quarter that was downed at the BC 12, then adding a 55-yarder downed at the 1 early in the fourth quarter, and topping his punting night with a 49-yarder downed at the 1 on the second-to-last play of regulation . . . added career-high six kickoff for a 62.7 ypk average with one touchback . . . named to Ray Guy Award Ray's 8 list after first game with six punts for a 51.3 ypp average in season-opener vs. Western Michigan, marking his seventh career game with a 50.0 ypp average . . . had two punts downed at the 1-yard line, one of which led to MSU's safety . . . the two punts at the 1 were part of career-high tying four punts inside the 20, matching four vs. Ohio State (11/11/23) from his redshirt-freshman season . . . had a game-long 59-yards . . . also handled kickoff duties and field goal duties in WMU game, with four kickoffs for a 64.5 ypk average with two touchbacks, and had a 46-yard field goal as time expired in the first half, sailing just wide left . . . the four kickoffs and one field goal attempt were all the first of his Spartan career.

ECKLEY'S CAREER HIGHS

Punts: 7, twice (last vs. Nebraska, 11/4/23)
Punting Yards: 338, vs. Nebraska (11/4/23)
Punting Avg. (Min. 4): 54.0, vs. Penn State (11/24/23)
Punts Of 50+: 6, vs. Penn State (11/24/23)
Punts Inside 20: 4 (twice), last vs. Western Michigan (8/29/25)
Longest Punt: 67, vs. Iowa (9/30/23)

ECKLEY'S STATISTICS

PUNTING	G	NO.	YDS.	AVG.	LG	I20	I10	50+
2022	1	1	41	41.0	41	0	0	0
2023	12	55	2,576	46.8	67	23	15	24
2024	12	43	2,060	47.9	61	6	2	20
2025	7	21	1,078	51.3	60	9	6	13
Career	32	120	5,755	48.0	67	38	23	57

KICKOFFS	NO.	YDS.	AVG.	TB
2025	16	1,011	63.2	6



2025 SPARTAN FOOTBALL GAME NOTES

ECKLEY'S GAME-BY-GAME STATISTICS

2022

PUNTING	NO.	YDS	AVG	LG	I20	I10	50+
Akron	1	41	41.0	41	0	0	0
Total	1	41	41.0	41	0	0	0

2023: Michigan State

PUNTING	NO.	YDS	AVG	LG	I20	I10	50+
Central Michigan	3	129	43.0	47	1	0	0
Richmond	2	79	39.5	40	2	0	0
Washington	4	154	38.5	52	2	1	1
Maryland	0	0	0.0	0	0	0	0
Iowa	6	293	48.8	67	3	3	4
Rutgers	2	96	48.0	49	0	0	0
Michigan	7	328	46.9	52	1	0	1
Minnesota	6	256	42.7	54	3	2	2
Nebraska	7	338	48.3	57	3	2	5
Ohio State	6	252	42.0	58	4	3	2
Indiana	4	204	51.0	56	3	2	3
Penn State	9	486	54.0	63	2	2	6
Totals	55	2,576	46.8	67	23	15	24

2024: Michigan State

PUNTING	NO.	YDS	AVG	LG	I20	I10	50+
Florida Atlantic	6	297	49.5	58	2	2	2
Maryland	3	154	51.3	61	0	0	2
Prairie View A&M	1	55	55.0	55	0	0	1
Boston College	2	98	49.0	50	0	0	1
Ohio State	5	233	46.6	58	0	0	3
Oregon	6	266	44.3	55	1	0	2
Iowa	0	0	0.0	0	0	0	0
Michigan	3	155	51.7	54	0	0	3
Indiana	3	168	56.0	58	1	0	3
Illinois	6	272	45.3	53	1	0	1
Purdue	5	246	49.2	58	1	0	2
Rutgers	3	116	38.7	40	0	0	0
Totals	43	2,060	47.9	61	6	2	20

2025: Michigan State

PUNTING	NO.	YDS	AVG	LG	I20	I10	50+
Western Michigan	6	308	51.3	59	4	3	4
Boston College	3	164	54.7	60	3	2	2
Youngstown State	1	48	48.0	48	0	0	0
USC	3	169	56.3	57	2	1	3
Nebraska	4	204	51.0	54	0	0	3
UCLA	3	135	45.0	48	0	0	0
Indiana	1	50	50.0	50	0	0	1
Totals	21	1,078	51.3	60	9	6	13

KICKOFFS	NO.	YDS.	AVG.	TB
Western Michigan	4	258	64.5	2
Boston College	6	376	62.7	1
Youngstown State	6	377	62.8	3
USC	0	0	0.0	0
Nebraska	0	0	0.0	0
UCLA	0	0	0.0	0
Indiana	0	0	0.0	0
Totals	16	1,011	63.2	6



35

SAM EDWARDS
WILLIAMSTON, MICH.
LANSING CATHOLIC HS

GR-6 | LB 6-1 | 227 | 3L

CAREER NOTES: Sixth-year graduate senior and three-year letterwinner has played in 36 career games for the Spartans . . . contributes on multiple special teams units and was the starting long snapper on field goals and PATs in 2023 and the last four games in 2024 . . . also plays linebacker . . . named a semifinalist for the William V. Campbell Trophy, which is considered the nation's premier scholar-athlete award in college football, by the National Football Foundation . . . four-time Academic All-Big Ten and four-time Big Ten Distinguished Scholar honoree . . . two-time Academic All-District selection . . . named to National Football Foundation Hampshire Honor Society in 2025 . . . three-time recipient of the team's Scholar-Athlete Award . . . graduated with a double major in political theory and constitutional democracy / international relations in May 2024 . . . finished his minor in political economy in December 2024 and started a master's program in marketing research in the 2025 spring semester . . . was selected in February 2025 as the Big Ten representative to the NCAA Division I Football Oversight Committee Student-Athlete Connection Group . . . has also helped with numerous community events throughout his time in East Lansing, including: student-athlete food drive; Beautiful Lives Project; Jack Breslin/McLaren Golf Classic volunteer; March is Reading Month; Be the Match – Bone Marrow Registry; peer tutoring service; visits to the Sparrow Hospital pediatric ward; and Teams for Toys . . . his father, Todd, is the Executive Director of MSU Student-Athlete Support Services.

2025 SEASON (GRADUATE): Voted a team captain by his teammates . . . has played in all seven games on special teams and limited action on defense, with one tackle, while logging 69 special teams plays . . . tallied one tackle in Nebraska game . . . was part of captains in coin toss and saw action on defense and special teams in all seven games, Indiana, UCLA, Nebraska, USC, Youngstown State, Boston College and season-opener vs. Western Michigan.

EDWARDS' STATISTICS

	G/GS	UT	AT	TM	TFL	SACKS	INT	PBU	FR	FF
2022	5/0	0	0	0	0-0	0-0	0-0	0	0-0	0
2023	12/0	1	1	2	0-0	0-0	0-0	0	0-0	0
2024	11/0	1	3	4	0-0	0-0	0-0	0	0-0	0
2025	7/0	1	0	1	0-0	0-0	0-0	0	0-0	0
Career	36/0	3	4	7	0-0	0-0	0-0	0	0-0	0

2025 SPARTAN FOOTBALL GAME NOTES



5

MAKHI FRAZIER
MCKINNEY, TEXAS
MCKINNEY HS
SO | RB 5-10 | 218 | IL

CAREER NOTES: Second-year running back will compete for carries in the backfield for the Spartans in 2025 . . . has played in 16 games with seven starts . . . has 101 carries for 405 yards with two TDs in career, adding 13 receptions.

2025 SEASON (SOPHOMORE): Ranks 13th in B1G in both rushing yards (384) and rushing yards/game (54.9), in addition to eighth in rushing attempts (94), ninth attempts/game (13.4), tied for 31st in rushing TD (2) and 35th in rushing yards/carry (4.1) . . . has team-high 384 yards on 94 carries with two TDs, adding 12 catches, with at least one catch in first five games as part of at least one in six of the seven games . . . has multiple receptions in two games, both coming in last three outings, with a career-high tying four catches in games at Nebraska and Indiana . . . tied career-high with four catches in game at Indiana, adding seven rushing attempts . . . opened UCLA game at running back and tallied 12 carries for 58 yards, reaching that rushing total for second-straight outing, and was held without a catch for the first time this season . . . started in offensive backfield in game at Nebraska and had 18 carries for 58 yards . . . the 18 carries is a new career-high, bettering his previous top mark of 17 carries vs. Boston College (9/6/25) . . . also had more than one reception for the first time in his career, as he had snared one catch a total of five different games, and finished game with a new career-high four catches for a career-high 17 yards . . . rushed for 67 yards on 14 carries in game at USC, including six carries for 41 yards, featuring three-straight first down runs, with a 6-yard scamper on 2nd-and-3, then an 11-yard run and a 12-yard run during the Spartans' third-quarter scoring drive that Aidan Chiles capped with a 4-yard run, putting the finishing touch on an 11-play, 87-yard scoring drive . . . added one catch . . . rushed for 22 yards on 12 carries with one TD in Youngstown State game, adding one catch . . . had game highs for carries and yards with career-high 17 rushing attempts for 81 yards in Boston College contest . . . had smashing debut in starting lineup, as made his first career start and carried the ball for career highs of 14 times for 103 yards and one touchdown, marking the first Spartan running back with a 100-yard outing since Nathan Carter (current Atlanta Falcons RB) had 118 yards vs. Michigan last season on Oct. 26, 2024 . . . scored his first TD as a Spartan with a 9-yard scoring scamper in the second quarter . . . the 103-yard outing marked the fifth-straight season that the Spartans had a 100-yard rusher in the season-opener after Kay'ron Lynch-Adams last season, preceding Nathan Carter in 2023, along with Jalen Berger in 2022 and Kenneth Walker III in 2021 . . . added one reception . . . named Spartan Offensive Player of the Game vs. WMU.

FRAZIER'S CAREER HIGHS

Rushing Attempts: 18, vs. Nebraska (10/4/25)
Rushing Yards: 103, vs. Western Michigan (8/29/25)
Rushing TD: 1, twice (last vs. Youngstown State, 9/13/25)
Longest Rush: 28, vs. Western Michigan (8/29/25)
Receptions: 4, twice (last vs. Indiana, 10/18/25)
Receiving Yards: 17, vs. Nebraska (10/4/25)

FRAZIER'S STATISTICS

RUSHING	G/GS	ATT	YDS.	AVG.	TD	LG	YPG
2024	9/0	7	21	3.0	0	8	2.3
2025	7/6	94	384	4.1	2	28	54.9
Career	16/6	101	405	4.0	2	28	25.3

RECEIVING	REC.	YDS.	AVG.	TD	LG	YPG
2024	1	12	12.0	0	12	1.3
2025	12	25	2.1	0	12	3.6
Career	13	37	2.8	0	12	2.3

FRAZIER'S GAME-BY-GAME STATISTICS

2024: Michigan State				
RUSHING	ATT	YDS	TD	LG
Florida Atlantic		-DNP-		
Maryland	0	0	0	0
Prairie View A&M	1	5	0	5
Boston College		-DNP-		
Ohio State	0	0	0	0
Oregon	0	0	0	0
Iowa	1	4	0	4
Michigan	2	2	0	1
Indiana	1	-1	0	-
Illinois	0	0	0	0
Purdue		-DNP-		
Rutgers	2	11	0	8
Totals	7	21	0	8

2025: Michigan State				
RUSHING	ATT	YDS	TD	LG
Western Michigan	14	103	1	28
Boston College	17	81	0	16
Youngstown State	12	22	1	5
USC	14	61	0	15
Nebraska	18	58	0	15
UCLA	12	58	0	13
Indiana	7	1	0	3
Totals	94	384	2	28

RECEIVING	NO.	YDS	TD	LG
Western Michigan	1	-5	0	0
Boston College	1	1	0	1
Youngstown State	1	-6	0	0
USC	1	2	0	2
Nebraska	4	17	0	12
UCLA	0	0	0	0
Indiana	4	16	0	9
Totals	12	25	0	12



2025 SPARTAN FOOTBALL GAME NOTES



• Rimington Trophy Preseason Watch List

CAREER NOTES: Graduate transfer from Wake Forest has one season of eligibility remaining . . . enrolled at Michigan State in January 2025 and competed at center for the Spartans in spring practice . . . spent four years (2021-24) at Wake Forest and lettered three seasons for the Demon Deacons . . . experienced lineman has played in 48 collegiate games (41 at WF; seven at MSU), including 30 starts (11 at left guard, 11 at right guard, one at center while at WF; seven at center at MSU) . . . graduated from Wake Forest with a bachelor's degree in communication in December 2024.

2025 SEASON (REDSHIRT SENIOR): Voted a team captain by his teammates . . . named to the Rimington Trophy Watch List for the nation's top center . . . has started all seven games at center, and has snapped the ball on all 461 offensive snaps, the only Spartan to play in all 461 plays through the first seven games . . . graded as the No. 2 center in the FBS (80.9) by Pro Football Focus . . . also No. 2 center in B1G and No. 5 center in FBS in run blocking (77.4), in addition to No. 5 center in B1G and No. 12 in FBS in pass blocking (84.4) . . . graded as No. 43 among all B1G offensive linemen, tied for No. 39 for run block and No. 17 pass block . . . snapped to QB Aidan Chiles in every offensive snap in the three-straight games (USC, Youngstown State, Boston College) . . . was starting center in game at Indiana and snapped on all 65 offensive snaps, one of four Spartans, all fellow offensive linemen, to play in every snap, joined by left tackle Connor Moore, left guard Gavin Broschious and right guard Caleb Carter . . . opened UCLA game at center and snapped on all 61 offensive snaps, one of two Spartans to play in every snap, joined by tackle Conner Moore for the second-straight game, and graded out at 79.8 pass block, according to PFF . . . started at center in game at Nebraska and snapped the ball on all 72 offensive snaps, one of two Spartans to play every snap, joined by tackle Conner Moore, and graded out at 81.7 pass block, according to PFF, . . . started game at USC at center and snapped to Chiles on all 60 offensive snaps, as the duo was two of three players to play every offensive snap, joined by right tackle Connor Moore . . . was starting center in Youngstown State game, snapping all 63 offensive snaps to QB Aidan Chiles, as the only two Spartans to play in every snap of the game for the second week in a row, grading out at 83.0 pass block and 78.3 total offense by PFF . . . started Boston College contest and snapped on all 70 offensive plays to QB Aidan Chiles as the only two Spartans to play in every snap of the game, grading out at 77.4 for offense, 86.3 pass block and 71.5 for run block by PFF, which led the offensive line in all three categories . . . made Spartan debut in starting season opener vs. Western Michigan at center and played in all 70 offensive snaps, the only Spartan player on either offense or defense to play in every snap, and graded out at 84.1 by Pro Football Focus, ranking second on offensive line and top grade for any player with over 50 snaps.



• Big Ten Defensive Player of the Week (Week 2; Sept. 8)

CAREER NOTES: Two-year letterwinner has 142 tackles (70 solo, 72 assists), 12.0 tackles for loss (60 yards) and 6.5 sacks (50 yards), adding one interception, three pass break-ups and two forced fumbles in 29 career games, including 13 starting assignments at linebacker (six in 2023, one in 2024, five in 2025) . . . member of the Student-Athlete Advisory Committee . . . Michigan State's nominee for the Allstate AFCA Good Works Team . . . actively participates in numerous outreach initiatives including March is Reading Month and Team Impact, and also hosts an annual Youth Football Camp . . . named the male recipient of the Harold & Raynor Shnyder Office of the Provost Award at the 2025 Spartan Academic Excellence Gala, which is presented to a freshman or sophomore student-athlete who embodies the characteristics promoted by Student-Athlete Support Services, with emphasis placed on academic performance, community involvement and leadership ability . . . attended the 2024 Black Student-Athlete Summit in Los Angeles . . . went on a mission trip to Cape Town, South Africa during spring break in 2025 . . . one of MSU's representatives at Big Ten Football Media Days in Las Vegas in July of 2025.

2025 SEASON (JUNIOR): Voted a team captain by his teammates . . . leads the Spartan defense and ranks tied for 11th in the B1G in total tackles (51) and tied for 12th in tackles/game (7.3), as well as tied for 13th in tackle assists (25) and 22nd in solo stops (26) . . . also ranks tied for 51st in the B1G in total tackles for loss (3.5) and tied for 50th in TFL/game (0.5) . . . named Big Ten Defensive Player of the Week (Week 2; Sept. 8) for his career-high performance in Boston College game with a career-best 15 tackles, logging his second career double-digit tackle total and his first since the 2023 season-finale when he tallied 12 tackles vs. Penn State (11/25/23) at Ford Field in Detroit . . . has started all seven games and leads MSU defense with 51 total tackles (nearly evenly split with 26 solo, 25 assists), while also ranking second on team with 3.5 tackles for loss (10 yards), and sharing team lead in sacks (2.0), interceptions (1) and forced fumbles (1), in playing 333 snaps, which ranks second among the linebacker corps and fourth on total defense . . . has led defense in tackles in four of the seven games this season (UCLA, Nebraska, Boston College, Western Michigan) . . . has registered six or more stops in five of his six complete games played, with six tackles vs. Indiana (10/18/25), seven stops vs. UCLA (10/11/25) and matching eight tackles in the season-opener vs. Western Michigan (8/29/25) and at Nebraska (10/4/25), behind a career-high 15 stops in the Boston College game (9/6/25) . . . opened game at Indiana at linebacker and logged six tackles, in playing 47 snaps, which was second among the linebacker unit and tied for third overall on the defense . . . started UCLA game and led Spartan defense with seven tackles in 57 snaps, leading the linebackers and ranking fourth overall on the defense . . . was starting linebacker in game at Nebraska and snared the first interception of his career with an oskie in the third quarter, and finished with a team-leading eight tackles, in playing all 55 defensive snaps, the only Spartan defender to play in all 55 defensive snaps . . . started game at USC and tallied three tackles in only 21 snaps, missing majority of second quarter and entire second half after being disqualified due to a targeting penalty . . . posted four tackles with 1.0 TFL on 1.0 sack in Youngstown State game, charting 32 defensive snaps . . . logged nine solo stops in BC game were also a career-best, bettering six solo tackles vs. Minnesota in 2023 (10/28/23). adding one forced fumble, forcing a fumble that teammate redshirt-senior defensive back Armorian Smith recovered in the end zone . . . spearheaded the Spartan defense in season opener vs. Western Michigan with eight tackles, including a career-high 2.5 tackles for loss and 1.0 sack, in playing 55 of the 58 defensive snaps, topping the defense . . . the 2.5 TFLs topped previous career-best of 2.0 TFL vs. Minnesota (10/28/23) . . . named Spartan Defensive Player of the Week vs. WMU.

2025 SPARTAN FOOTBALL GAME NOTES



HALL'S CAREER HIGHS

Tackles: 15, vs. Boston College (9/6/25)
Tackles For Loss: 2.5, vs. Western Michigan (8/29/25)
Sacks: 2.0, vs. Minnesota (10/28/23)
Pass Break-Up: 1, three times (last vs. Purdue, 11/22/24)
Interception: 1, vs. Nebraska (10/4/25)
Forced Fumble: 1, twice (last vs. Boston College, 9/6/25)

HALL'S STATISTICS

	G/GS	UT	AT	TM	TFL	SACKS	INT	PBU	FR	FF
2023	12/6	31	36	67	7.5-49	4.5-42	0-0	1	0-0	1
2024	11/1	13	11	24	1.0-1	0-0	0-0	2	0-0	0
2025	7/7	26	25	51	3.5-10	2.0-8	1-0	0	0-0	1
Totals	30/14	70	72	142	12.0-60	6.5-50	1-0	3	0-0	2

HALL'S GAME-BY-GAME STATISTICS

2023: Michigan State

DEFENSE	UT	AT	TM	TFL	SACKS	INT	PBU	FR	FF
Central Michigan	1	0	1	0-0	0-0	0-0	0	0-0	0
Richmond	2	3	5	1.5-3	0-0	0-0	0	0-0	0
Washington	1	2	3	1.0-2	0-0	0-0	0	0-0	0
Maryland	0	4	4	0.5-2	0-0	0-0	0	0-0	0
Iowa	4	1	5	0-0	0-0	0-0	0	0-0	0
Rutgers	3	4	7	0-0	0-0	0-0	0	0-0	0
Michigan	3	4	7	0-0	0-0	0-0	0	0-0	0
Minnesota	6	3	9	2.0-19	2.0-19	0-0	0	0-0	1
Nebraska	2	4	6	0.5-1	0.5-1	0-0	1	0-0	0
Ohio State	2	1	3	0-0	0-0	0-0	0	0-0	0
Indiana	3	2	5	1.0-14	1.0-14	0-0	0	0-0	0
Penn State	4	8	12	1.0-8	1.0-8	0-0	0	0-0	0
Totals	31	36	67	7.5-49	4.5-42	0-0	1	0-0	1

2024: Michigan State

DEFENSE	UT	AT	TM	TFL	SACKS	INT	PBU	FR	FF
Florida Atlantic	1	2	3	0-0	0-0	0-0	0	0-0	0
Maryland	2	1	3	0-0	0-0	0-0	0	0-0	0
Prairie View A&M	0	0	0	0-0	0-0	0-0	0	0-0	0
Boston College	3	1	4	1.0-1	0-0	0-0	0	0-0	0
Ohio State	0	3	3	0-0	0-0	0-0	0	0-0	0
Oregon				-DNP-INJURED-					
Iowa	1	0	1	0-0	0-0	0-0	0	0-0	0
Michigan	0	2	2	0-0	0-0	0-0	0	0-0	0
Indiana	2	0	2	0-0	0-0	0-0	0	0-0	0
Illinois	1	0	1	0-0	0-0	0-0	1	0-0	0
Purdue	1	0	1	0-0	0-0	0-0	1	0-0	0
Rutgers	2	2	4	0-0	0-0	0-0	0	0-0	0
Totals	13	11	24	1.0-1	0-0	0-0	1	0-0	0

2025: Michigan State

DEFENSE	UT	AT	TM	TFL	SACKS	INT	PBU	FR	FF
Western Michigan	3	5	8	2.5-9	1.0-7	0-0	0	0-0	0
Boston College	9	6	15	0-0	0-0	0-0	0	0-0	1
Youngstown State	2	2	4	1.0-1	1.0-1	0-0	0	0-0	0
USC	2	1	3	0-0	0-0	0-0	0	0-0	0
Nebraska	5	3	8	0-0	0-0	1-0	0	0-0	0
UCLA	4	3	7	0-0	0-0	0-0	0	0-0	0
Indiana	1	5	6	0-0	0-0	0-0	0	0-0	0
Totals	26	25	51	3.5-10	2.0-8	1-0	0	0-0	1



CAREER NOTES: Transfer from Florida State has one season of eligibility remaining . . . enrolled at Michigan State in January 2025 and competed in spring practice . . . experienced defensive lineman has played in 44 collegiate games, including 23 starts (22 starts at CSU; one start at MSU) . . . has recorded 109 tackles, including 14.0 TFLs (34 yards), adding 4.0 sacks (14 yards), four pass break-ups and two fumble recoveries, in his career . . . spent three years at Colorado State (2021-23) before transferring to Florida State for the 2024 season . . . earned Freshman All-America honors from College Football News in 2022 at Colorado State . . . married to Eliana Kelly.

2025 SEASON (REDSHIRT SENIOR): Has played in six games, with one start, missing Indiana game with an injury, logging 11 tackles with 2.5 tackles for loss (6 yards), 0.5 sack (2 yards) and one fumble recovery in posting 192 snaps, which ranks second among defensive linemen and eighth overall on the defense . . . has graded out at 75.8 run defense, which is second on team among defensive linemen and sixth overall on defense, as well as ranking 21st among interior defensive linemen in the B1G, according to PFF . . . did not play at Indiana . . . registered season-high four stops with 0.5 TFL on 0.5 sack for first half or whole sack of season, while logging 33 snaps in UCLA game . . . made first start as a Spartan in opening game at Nebraska at defensive tackle and logged 33 snaps . . . posted 32 defensive snaps at USC and recovered a fumble that led to a Spartan touchdown in the third quarter . . . notched three tackles with 0.5 TFL in the Youngstown State game, charting 30 snaps, which led the defensive linemen and ranked eighth overall on the defense . . . tallied two tackles and 1.0 TFL in the Boston College contest, notching 36 snaps, that was second among defensive linemen and tied for ninth overall on defense . . . made Spartan debut in season opener vs. Western Michigan, tallying two tackles with 0.5 tackle for loss, adding one pass break-up and one QB hurry, in logging 27 snaps, which tied for tops among defensive linemen and tied for ninth overall on defense.

G. KELLY'S CAREER HIGHS

Tackles: 5^%, nine times (last vs. North Carolina, 11/2/24)
Tackles For Loss: 1.5%, twice (last vs. Utah Tech, 9/30/24)
Sacks: 1.0%, twice (last vs. SMU, 9/28/24)
Pass Break-Up: 1^%#, four times (last vs. Western Michigan, 8/29/25)

G. KELLY'S STATISTICS

	G/GS	UT	AT	TM	TFL	SACKS	INT	PBU	FR	FF
2021^	2/0	0	1	1	0-0	0-0	0-0	0	0-0	0
2022^	12/12	13	30	43	2.5-5	1-3	0-0	2	1-0	0
2023^	12/10	10	25	35	6.5-14	1.5-3	0-0	0	0-0	0
2024%	12/0	7	12	19	2.5-9	1-6	0-0	1	0-0	0
2025 #	6/1	2	9	11	2.5-6	0.5-2	0-0	1	1-0	0
Career	44/23	32	77	109	14.0-34	4.0-14	0-0	4	2-0	0

^ = at Colorado State | % = at Florida State | # = at Michigan State



2025 SPARTAN FOOTBALL GAME NOTES

G. KELLY'S GAME-BY-GAME STATISTICS

2022: Colorado State

DEFENSE	UT	AT	TM	TFL	SACKS	INT	PBU	FR	FF
Michigan	1	1	2	0-0	0-0	0-0	0	0-0	0
Middle Tennessee	0	5	5	0-0	0-0	0-0	0	0-0	0
Washington State	1	3	4	0.5-2	0.5-2	0-0	0	0-0	0
Sacramento State	1	4	5	0.5-1	0.5-1	0-0	0	0-0	0
Nevada	1	0	1	0-0	0-0	0-0	1	0-0	0
Utah State	0	5	5	0-0	0-0	0-0	0	0-0	0
Hawai'i	1	2	3	1.5-2	0-0	0-0	0	0-0	0
Boise State	2	0	2	0-0	0-0	0-0	0	0-0	0
San Jose State	1	2	3	0-0	0-0	0-0	1	0-0	0
Wyoming	0	3	3	0-0	0-0	0-0	0	0-0	0
Air Force	4	1	5	0-0	0-0	0-0	0	0-0	0
New Mexico	1	4	5	0-0	0-0	0-0	0	1-0	0
Totals	13	30	43	2.5-5	1.0-3	0-0	2	1-0	0

2023: Colorado State

DEFENSE	UT	AT	TM	TFL	SACKS	INT	PBU	FR	FF
Washington State	0	3	3	1.0-7	0-0	0-0	0	0-0	0
Colorado	1	1	2	0-0	0-0	0-0	0	0-0	0
Middle Tennessee	2	3	5	0-0	0-0	0-0	0	0-0	0
Utah Tech	1	2	3	1.5-2	1.0-2	0-0	0	0-0	0
Utah State	3	2	5	1.0-1	0-0	0-0	0	0-0	0
Boise State	1	1	2	0.5-1	0-0	0-0	0	0-0	0
UNLV	1	3	4	1.0-1	0-0	0-0	0	0-0	0
Air Force	0	5	5	0.5-1	0.5-1	0-0	0	0-0	0
Wyoming	1	2	3	1.0-1	0-0	0-0	0	0-0	0
San Diego State	0	2	2	0-0	0-0	0-0	0	0-0	0
Nevada	0	1	1	0-0	0-0	0-0	0	0-0	0
Hawai'i	0	0	0	0-0	0-0	0-0	0	0-0	0
Totals	10	25	35	6.5-14	1.5-3	0-0	0	0-0	0

2024: Florida State

DEFENSE	UT	AT	TM	TFL	SACKS	INT	PBU	FR	FF
Georgia Tech	0	0	0	0-0	0-0	0-0	0	0-0	0
Boston College	2	2	4	0-0	0-0	0-0	0	0-0	0
Memphis	1	0	1	0-0	0-0	0-0	0	0-0	0
California	0	0	0	0-0	0-0	0-0	0	0-0	0
SMU	1	0	1	1.0-6	1.0-6	0-0	0	0-0	0
Clemson	1	0	1	1.0-2	0-0	0-0	0	0-0	0
Duke	0	1	1	0-0	0-0	0-0	1	0-0	0
Miami	1	0	1	0-0	0-0	0-0	0	0-0	0
North Carolina	0	5	5	0.5-1	0-0	0-0	0	0-0	0
Notre Dame	0	1	1	0-0	0-0	0-0	0	0-0	0
Charleston So.	1	1	2	0-0	0-0	0-0	0	0-0	0
Florida	0	2	2	0-0	0-0	0-0	0	0-0	0
Totals	7	12	19	2.5-9	1.0-6	0-0	1	0-0	0

2025: Michigan State

DEFENSE	UT	AT	TM	TFL	SACKS	INT	PBU	FR	FF
Western Michigan	0	2	2	0.5-1	0-0	0-0	1	0-0	0
Boston College	2	0	2	1.0-2	0-0	0-0	0	0-0	0
Youngstown State	0	3	3	0.5-1	0-0	0-0	0	0-0	0
USC	0	0	0	0-0	0-0	0-0	0	1-0	0
Nebraska	0	0	0	0-0	0-0	0-0	0	0-0	0
UCLA	0	4	4	0.5-2	0.5-2	0-0	0	0-0	0
Indiana				-DNP-INJURED-					
Totals	2	9	11	2.5-6	0.5-2	0-0	1	1-0	0



1

OMARI KELLY

TRUSSVILLE, ALA.
HEWITT-TRUSSVILLE HS
AUBURN (2022-23)
MIDDLE TENNESSEE (2024)

SR | WR 6-0 | 188 | TR

• Biletnikoff Award Preseason Watch List

CAREER NOTES: Fourth-year senior wide receiver has one season of eligibility remaining . . . named to the Biletnikoff Award Watch List for the nation's top receiver . . . transferred from Middle Tennessee State to Michigan State in January 2025 and competed in spring practice . . . has 85 catches for 1,376 yards in 37 collegiate games (19 at Auburn from 2022-23; 11 at Middle Tennessee State in 2024; seven at Michigan State in 2025), making 14 starts (nine at MTSU in 2024; seven at MSU in 2025) . . . adds 201 punt return yards and 5 rushing yards for 1,582 career all-purpose yards (42.8 ypg) . . . surpassed the 1,000-yard career mark in Spartan debut in 2025 season opener vs. Western Michigan (8/29/25), and also had first career rushing attempt of career in same game . . . has five career receiving TDs (four at MTSU; one at MSU) and six overall TDs (four receiving, one kick return at MTSU; one receiving at MSU) . . . has five career 100-yard outings, with four in 2024 at Middle Tennessee State and one this season at MSU . . . also is 1-of-2 passing for 13 yards.

2025 SEASON (SENIOR): Would rank second in the B1G and fifth in the FBS in punt return yards/return (19.7 ypr), but doesn't reach minimum qualifications . . . also ranked fifth in the league and tied for 27th in the nation in punt return yards (118) along with tied for 12th in conference and tied for 83rd in total punt returns (6) . . . also 15th in B1G in receiving yards/game (58.0), tied for 19th in receptions/game (3.9), tied for 18th in receptions (27), while ranking 15th in receiving yards (406), along with 19th in yards/catch (15.0) . . . ranks 23rd in the league in all-purpose yards/game (75.6), ranking 23rd in the conference in all-purpose total yards (529), as well as tied for eighth in the B1G and tied for 26th in the FBS in all purpose yards/play (14.7) . . . has 27 receptions for 406 yards with one TD, coming on a 75-yard scoring strike at USC for both MSU's longest pass play and offensive play of the season . . . has six punt returns for 118 yards and three rushes for 5 yards, for total of 529 all-purpose yards (75.6 ypg), leading MSU . . . also is 1-of-2 passing for 13 yards . . . has at least one catch in all seven games, including multiple receptions in six of the seven games . . . 19-of-27 catches (.704), plus one rush and one pass, have gone for first downs or touchdowns, for 21-of-32 offensive touches (.657) going for first downs, adding one game-winning two-point conversion, that doesn't register as an official catch or offensive touch . . . snared four or more receptions in each of first four games as a Spartan after six catches at USC, plus four each in Youngstown State and Boston College games, and seven vs. Western Michigan in the season-opener . . . opened game at Indiana at wide receiver and snared three catches for 59 yards, with all three catches going for first downs . . . started UCLA game and tallied two catches for 21 yards, with one first down, while adding one rush . . . was the game captain for game at Nebraska, starting at wideout, where was limited to season-low one catch for 9 yards in game at Nebraska, adding one punt return fair catch and was also intended target on two other passes and one two-point conversion attempt . . . started game at USC and registered first 100-yard outing of his Spartan career and fifth of his collegiate career with six catches for 133 yards and his first TD as a Spartan on a 75-yard catch-and-run to the end zone in the fourth quarter . . . 4-of-6 catches, and one pass went for a first down or touchdown, including on back-to-back plays in the second quarter after he threw for a first down on a 13-yard pass to Michael Masunas, then caught a 11-yard pass on the next play . . . had four receptions for 49 yards, with 3-of-4 going for first down, in Youngstown State game, adding two punt returns for 90 yards, boosted by an 83-yard return in the third quarter, setting Spartans up at the YSU 4, and punching it in one play later . . . the 83-yard punt return in the third quarter was the 10th-longest punt return in MSU history . . . it was the longest since Jayden Reed's 88-yard return for a TD vs. Western Kentucky in 2021 . . . the punt return for 83 yards is only the second one in the top 10 that was not returned for a TD, joining an 84-yarder from Sherman Lewis vs. Northwestern in 1963 . . . finished with game-high 139 all-purpose yards . . . snared the game-winning two-point conversion in double OT for the 42-40 2OT Victory for MSU over Boston College . . . added four catches for 60 yards, with 3-of-4 catches going for first downs, including season-long 40-yard pass play, along with the GW two-point conversion, adding one rush and three punt returns for 8 yards . . . made Spartan debut in season-opener vs.

2025 SPARTAN FOOTBALL GAME NOTES



Western Michigan with seven receptions for 75 yards . . . had three catches during one MSU drive spanning the end of the first quarter and start of the second quarter, with two of the three going for first downs . . . on the night, five of the seven catches went for first downs, while adding first career rush with one carry for 8 yards that also went for first down, giving him six first downs on eight touches . . . added one punt return for 20 yards to finish with 103 all-purpose yards.

O. KELLY'S CAREER HIGHS

Receptions: 9% vs. Western Kentucky (9/14/24)

Receiving Yards: 239%, vs. Western Kentucky (9/14/24)

Long Reception: 75#, vs. USC (9/20/25)

TD Receptions: 3%, vs. Western Kentucky (9/14/24)

Long Punt Return: 83#, vs. Youngstown State (9/13/25)

Passing Yards: 13#, vs. USC (9/20/25)

O. KELLY'S STATISTICS

RECEIVING	G/GS	REC.	YDS.	AVG.	TD	LG	YPG
2022 ^	12/0	3	56	18.7	0	56	4.7
2023 ^	7/0	2	45	22.5	0	40	6.4
2024 %	11/9	53	869	16.4	4	71	79.0
2025 #	7/7	27	406	15.0	1	75	58.0
Career	37/16	85	1,376	16.2	5	75	37.2

PUNT RETURNS	ATT	YDS.	AVG.	TD	LG
2022 ^	0	0	0.0	0	0
2023 ^	0	0	0.0	0	0
2024 %	8	83	10.4	1	61
2025 #	6	118	19.7	0	83
Career	14	201	14.4	1	61

ALL PURPOSE	RUSH	REC	PR	KR	TOTAL	YPG
2022 ^	0	56	0	0	56	4.7
2023 ^	0	45	0	0	45	6.4
2024 %	0	869	83	0	952	86.5
2025 #	5	406	118	0	529	75.6
Totals	5	1,376	201	0	1,582	42.8

^ at Auburn | % = at Middle Tennessee State | # = at Michigan State

O. KELLY'S GAME-BY-GAME STATISTICS

2024: MTSU

RECEIVING	NO.	YDS	TD	LG
Tennessee Tech	4	47	0	26
Ole Miss	1	-1	0	-1
Western Kentucky	9	239	3	71
Duke	4	12	0	3
Memphis	6	174	0	69
Louisiana Tech	8	103	0	31
Kennesaw State	6	77	0	22
Jacksonville State	8	128	0	22
UTEP	2	32	0	25
Liberty		-DNP-		
New Mexico State	5	58	1	19
FIU	0	0	0	0
Total	53	869	4	71

2025: Michigan State

RECEIVING	NO.	YDS	TD	LG
Western Michigan	7	75	0	21
Boston College	4	60	0^	30
Youngstown State	4	49	0	20
USC	6	133	1	75
Nebraska	1	9	0	9
UCLA	2	21	0	14
Indiana	3	59	0	23
Totals	27	406	1	75

^ = game-winning 2-pt. conversion

2024: MTSU

PUNT RETURNS	NO.	YDS	TD	LG
Tennessee Tech	1	0	0	0
Ole Miss	0	0	0	0
Western Kentucky	0	0	0	0
Duke	1	0	0	0
Memphis	0	0	0	0
Louisiana Tech	0	0	0	0
Kennesaw State	4	74	1	61
Jacksonville State	0	0	0	0
UTEP	2	9	0	6
Liberty		-DNP-		
New Mexico State	0	0	0	0
FIU	0	0	0	0
Total	8	83	1	61

2025: Michigan State

PUNT RETURNS	NO.	YDS	TD	LG
Western Michigan	1	20	0	20
Boston College	3	8	0	8
Youngstown State	2	90	0	83
USC	0	0	0	0
Nebraska	0	0	0	0
UCLA	0	0	0	0
Indiana	0	0	0	0
Totals	6	118	0	83



2025 SPARTAN FOOTBALL GAME NOTES



11

ANELU
LAFAELE

KALIHI, HAWAI'I
FARRINGTON HS
WISCONSIN (2024)

R-FR | EDGE 6-2 | 239 | TR

CAREER NOTES: Wisconsin transfer edge defender has four seasons of eligibility remaining . . . enrolled at Michigan State in January 2025 and competed in spring practice . . . his father, Michael, was a four-year letterwinner at Hawai'i . . . his uncles Nate Iola (Philadelphia, 2007) and Samson Satele (Miami, Oakland, Indianapolis, 2007-14) both played in the NFL.

2025 SEASON (REDSHIRT FRESHMAN): Played in first five games, before missing last two games (Indiana, UCLA) with an injury . . . has posted seven stops, including 2.0 tackles for loss on 2.0 sacks and adding one forced fumble and one QB hurry, in registering 68 snaps . . . missed Indiana and UCLA games with an injury . . . posted one stop in six snaps in game at Nebraska . . . tallied season-high three tackles in game at USC, logging 14 snaps . . . notched one stop, going for 1.0 sack for 1.0 TFL, adding one QB hurry in Youngstown State game, in 13 snaps, with the QB hurry and sack coming on back-to-back plays in the fourth quarter, ending the game with the sack . . . logged one tackle in 17 plays in Boston College contest . . . made Spartan debut and collegiate debut in season opener vs. Western Michigan, logging 1.0 sack and forced fumble.

LAFAELE'S CAREER HIGHS

Tackles: 3, vs. USC (9/20/25)
Tackles For Loss: 1.0, twice (last vs. Youngstown State, 9/13/25)
Sacks: 1.0, twice (last vs. Youngstown State, 9/13/25)
Forced Fumble: 1, vs. Western Michigan (8/30/25)

LAFAELE'S STATISTICS

	G/GS	UT	AT	TM	TFL	SACKS	INT	PBU	FR	FF
2025	5/0	6	1	7	2.0-9	2.0-9	0-0	0	0-0	1

LAFAELE'S GAME-BY-GAME STATISTICS

2025: Michigan State										
DEFENSE	UT	AT	TM	TFL	SACKS	INT	PBU	FR	FF	
Western Michigan	1	0	1	1.0-4	1.0-4	0-0	0	0-0	1	
Boston College	1	0	1	0-0	0-0	0-0	0	0-0	0	
Youngstown State	1	0	1	1.0-5	1.0-5	0-0	0	0-0	0	
USC	2	1	3	0-0	0-0	0-0	0	0-0	0	
Nebraska	1	0	1	0-0	0-0	0-0	0	0-0	0	
UCLA				-DNP-INJURED-						
Indiana				-DNP-INJURED-						
Totals	6	1	7	2.0-9	2.0-9	0-0	0	0-0	1	



66

ASHTON
LEPO

GRAND HAVEN, MICH.
GRAND HAVEN HS

R-JR | OL 6-7 | 316 | 2L

CAREER NOTES: Two-year letterwinner has played in 28 games the past three seasons for the Spartans, making 14 starts (12 at right tackle in 2024; two at right tackle in 2025) . . . two-time Academic All-Big Ten honoree.

2025 SEASON (REDSHIRT JUNIOR): Has played in four games with two starts, charting 189 total snaps . . . saw primary action in back-up role, posting 69 snaps through first two games, then missing USC and Youngstown State games, before returning to action and the starting line-up in game at Nebraska, and started UCLA game, but then missed Indiana game with an injury . . . opened UCLA game at right tackle and notched 54 snaps, ranking tied for third on the offensive line and tied for fifth overall on the offense . . . after missing previous two games, returned in big way in making first start of season in opening game at Nebraska at right tackle, matching jersey number with 66 snaps, nearly doubling season output of 69 snaps entering the contest . . . missed USC and Youngstown State games with an injury . . . played 26 offensive snaps in Boston College game . . . logged 43 snaps in back-up roll in season opener vs. Western Michigan.

2025 SPARTAN FOOTBALL GAME NOTES



CAREER NOTES: Second-year wide receiver looks to build upon his record-breaking freshman season in 2025 . . . has 77 career receptions for 1,053 yards with eight career TDs in 18 career games, making 15 starts . . . reached the 1,000 career yards milestone in the game vs. Indiana (10/18/25), becoming 49th Spartan player to reach the 1,000 yards receiving milestone . . . 47-of-77 (.610) of receptions have gone for first down or TD . . . has snared four or more receptions in a game 12 total times . . . has posted 50+ yards receiving in a game nine times in career . . . has longest streak on team of at least one reception in 18-straight games, with one in every game that he's appeared in as a Spartan, including multiple receptions in the last 17 games played after one catch in his collegiate debut . . . preseason All-Big Ten selection by The Athletic (second team) and Athlon Sports (third team) . . . high school teammate of current Spartan safety Armorion Smith . . . one of MSU's representatives at Big Ten Football Media Days in Las Vegas in July of 2025.

2025 SEASON (SOPHOMORE): Tied for seventh in the B1G and tied for 23rd in the FBS in TD catches (5) . . . also tied for eighth in the league and tied for 45th in the nation in receptions/game (5.1), in addition to tied for eighth in the conference and tied for 42nd in the country in receptions (36), while ranking 16th in the league and 93rd in the FBS total receiving yards (404) and also 16th in the conference and tied for 100th in the FBS in yards/game (57.7) . . . has 36 total catches for 404 yards with five TDs, a new single-season for his career after three last season . . . 21-of-36 catches (.583) have gone for a first down or a touchdown . . . after one TD catch in week one vs. Western Michigan, added career-high two TDs against Boston College for back-to-back games with TD receptions for the second time in career, also doing so last year against Michigan and Indiana . . . has at least one catch in all seven games, including multiple receptions in all seven games this season . . . has recorded four or more catches a total of six times this season (Indiana, UCLA, Nebraska, Youngstown State, Boston College, Western Michigan) . . . has posted 50+ yards in a game in four times this season (Indiana, UCLA, Youngstown State, Boston College) . . . had 18 yards on MSU's opening drive in game at Indiana, which put him over the 1,000 career receiving yards milestone, becoming the 49th Spartan receiver to reach the 1,000 yards plateau in program history . . . finished game at Indiana with team-highs of seven catches for 64 yards, including three catches on opening drive alone, with the seven receptions tying season-high for second-straight game . . . registered a 15-yard TD, for second-straight game with a TD catch . . . snared a season-high seven passes for 77 yards in game vs. UCLA, the second-most of the season behind his top mark of the season of 94 yards vs. Youngstown State (9/13/25), and snared a TD catch for fourth scoring reception of season, with 6-of-7 catches going for first down or TD, including three on same drive in fourth quarter, with two going for first downs, with a 22-yard catch on 3rd-and-5, and then was target on three-straight passes, with a first down, incomplete and the third going for a TD, adding one rush for 6 yards . . . opened game at Nebraska at wideout and shared team-high honors with Makhi Frazier with four receptions for a team-leading 41 yards, with 2-of-4 catches going for first downs . . . started at USC and snared two catches for 28 yards, with 1-of-2 going for first down . . . snared a season-high six catches for 94 yards in the Youngstown State, all in the first half, before missing second half with an injury, with 5-of-6 catches going for first downs . . . tallied two TD catches in game for first time, as part of team-leading five catches for 68 yards in Boston College contest . . . scored MSU's first TD of game on an 11-yard catch, run and drag, as he took several BC defenders into the endzone with him, adding a 41-yard scoring catch from Aidan Chiles in the third quarter . . . snared five receptions for 32 yards in season opener vs. Western Michigan, including a 7-yard TD catch from Aidan Chiles in the second stanza to put MSU ahead, 14-0 . . . 2-of-5 catches went for first down or touchdown . . . it was first TD of season and fourth career TD catch . . . had a stretch of a catch on three-straight plays in the third quarter.

MARSH'S CAREER HIGHS

Receptions: 8, twice, (last vs. Iowa, 10/19/24)

Receiving Yards: 194, vs. Maryland (9/7/24)

Receiving TD: 2, vs. Boston College (9/6/24)

MARSH'S STATISTICS

RECEIVING	G/GS	REC.	YDS.	AVG.	TD	LG	YPG
2024	11/8	41	649	15.8	3	77	59.0
2025	7/7	36	404	11.2	5	41	57.7
Totals	18/15	77	1,053	13.7	8	77	58.5

RUSHING	NO.	YDS.	AVG.	TD	LG	YPG
2024	4	23	5.8	0	11	2.1
2025	1	6	6.0	0	6	1.0
Totals	5	29	5.8	0	11	1.7

MARSH'S GAME-BY-GAME STATISTICS

2024: Michigan State

RECEIVING	NO.	YDS	TD	LG
Florida Atlantic	1	11	0	11
Maryland	8	194	1	77
Prairie View A&M	2	27	0	20
Boston College		-DNP-		
Ohio State	2	30	0	25
Oregon	3	58	0	44
Iowa	8	113	0	24
Michigan	4	42	1	20
Indiana	5	78	1	33
Illinois	4	58	0	24
Purdue	2	25	0	13
Rutgers	2	13	0	7
Totals	41	649	3	77

2025: Michigan State

RECEIVING	NO.	YDS	TD	LG
Western Michigan	5	32	1	8
Boston College	5	68	2	41
Youngstown State	6	94	0	28
USC	2	28	0	19
Nebraska	4	41	0	13
UCLA	7	77	1	22
Indiana	7	64	1	16
Totals	36	404	5	41



2025 SPARTAN FOOTBALL GAME NOTES



1

NIKAI MARTINEZ

APOPKA, FLA.
APOPKA HS
UCF (2022-23)

SR | DB 5-11 | 195 | 1L

CAREER NOTES: Fourth-year senior defensive back has played in 41 collegiate games the past four seasons (27 at UCF in 2022-23; 12 at MSU in 2024; two at MSU in 2025) . . . has collected 135 tackles in his career, including 5.5 tackles for loss (18 yards) and 1.0 sack (7 yards) . . . has five career pass break-ups and five interceptions (156 yards) . . . has started 27 games the past three seasons (13 at UCF in 2023; 12 at MSU in 2024; two at MSU in 2025) . . . had 75 tackles, 3.0 TFLs, 1.0 sack, three interceptions and three pass break-ups at UCF in 2022-23 . . . has played in over 1,800 snaps on defense at safety (1,841), with 791 at MSU and 1,050 in his two seasons at UCF (319 in 2022; 731 in 2023) . . . transferred to MSU in 2024 and joined the program over the summer.

2025 SEASON (SENIOR): Has played in two games . . . after missing first two games due to injury, returned to both action and the starting lineup in game three vs. Youngstown State and game four at USC, but then was sidelined with an injury and did not play in last three games (at Indiana, vs. UCLA and at Nebraska) . . . has nine tackles on the season, charting 67 snaps . . . missed game at Indiana, home game vs. UCLA and game at Nebraska due to an injury . . . started game at USC and posted career-high tying seven stops, sharing team lead, in playing 36 snaps, which ranked tied for third among defensive backs and tied for ninth overall on defense . . . returned to action and starting role by tallying two tackles in the Youngstown State game, logging 31 snaps, ranking fifth among defensive backs and seventh overall on the defense . . . missed Boston College game and season-opener vs. Western Michigan.

MARTINEZ'S CAREER HIGHS

Tackles: 7#, twice (last vs. USC, 9/20/25)
Tackles For Loss: 1.5^#, twice (last vs. Purdue, 11/22/24)
Sacks: 1^, vs. South Carolina State (9/1/22)
Interception: 1^#, five times (last vs. Iowa, 10/19/24)
Pass Break-ups: 2^, vs. SMU (10/5/22)

MARTINEZ'S STATISTICS

	G/GS	UT	AT	TM	TFL	SACKS	INT	PBU	FR	FF
2022 ^	14/0	17	4	21	1.5-9	1.0-7	0-0	2	0-0	0
2023 ^	13/13	40	14	54	1.5-6	0-0	3-94	1	0-0	0
2024 #	12/12	30	21	51	2.5-3	0-0	2-62	2	0-0	0
2025 #	2/2	6	3	9	0-0	0-0	0-0	0	0-0	0
MSU Total	14/14	36	24	60	2.5-3	0-0	2-62	2	0-0	0
Career	41/27	93	42	135	5.5-18	1.0-7	5-156	5	0-0	0

^ = at UCF | # = at Michigan State

MARTINEZ'S GAME-BY-GAME STATISTICS

2022: UCF	UT	AT	TM	TFL	SACKS	INT	PBU	FR	FF
DEFENSE									
South Carolina State	1	1	2	1.5-9	1-7	0-0	0	0-0	0
Louisville	0	0	0	0-0	0-0	0-0	0	0-0	0
Florida Atlantic	1	0	1	0-0	0-0	0-0	0	0-0	0
Georgia Tech	2	0	2	0-0	0-0	0-0	0	0-0	0
SMU	0	1	1	0-0	0-0	0-0	2	0-0	0
Temple	3	0	3	0-0	0-0	0-0	0	0-0	0
East Carolina	1	0	1	0-0	0-0	0-0	0	0-0	0
Cincinnati	1	0	1	0-0	0-0	0-0	0	0-0	0
Memphis	1	0	1	0-0	0-0	0-0	0	0-0	0
Tulane	2	0	2	0-0	0-0	0-0	0	0-0	0
Navy	0	1	1	0-0	0-0	0-0	0	0-0	0
South Florida	3	0	3	0-0	0-0	0-0	0	0-0	0
Tulane	1	0	1	0-0	0-0	0-0	0	0-0	0
Duke	1	1	2	0-0	0-0	0-0	0	0-0	0
Totals	17	4	21	1.5-9	1-7	0-0	2	0-0	0

2023: UCF	UT	AT	TM	TFL	SACKS	INT	PBU	FR	FF
DEFENSE									
Kent State	2	0	2	0-0	0-0	0-0	1	0-0	0
Boise State	3	0	3	1-5	0-0	0-0	0	0-0	0
Villanova	0	2	2	0-0	0-0	1-42	0	0-0	0
Kansas State	5	1	6	0-0	0-0	0-0	0	0-0	0
Baylor	3	2	5	0-0	0-0	0-0	0	0-0	0
Kansas	4	0	4	0-0	0-0	0-0	0	0-0	0
Oklahoma	5	1	6	0-0	0-0	0-0	0	0-0	0
West Virginia	4	1	5	0-0	0-0	0-0	0	0-0	0
Cincinnati	3	1	4	0-0	0-0	1-24	0	0-0	0
Oklahoma State	2	2	4	0-0	0-0	0-0	0	0-0	0
Texas Tech	5	1	6	0-0	0-0	1-28	0	0-0	0
Houston	2	1	3	0-0	0-0	0-0	0	0-0	0
Georgia Tech	2	2	4	0.5-1	0-0	0-0	0	0-0	0
Totals	40	14	54	1.5-6	0-0	3-94	1	0-0	0

2024: Michigan State

DEFENSE	UT	AT	TM	TFL	SACKS	INT	PBU	FR	FF
Florida Atlantic	5	1	6	0-0	0-0	1-41	0	0-0	0
Maryland	2	2	4	0-0	0-0	0-0	0	0-0	0
Prairie View A&M	0	0	0	0-0	0-0	0-0	0	0-0	0
Boston College	2	1	3	0-0	0-0	0-0	0	0-0	0
Ohio State	4	1	5	0-0	0-0	0-0	0	0-0	0
Oregon	2	5	7	0-0	0-0	0-0	0	0-0	0
Iowa	3	3	6	0-0	0-0	1-21	0	0-0	0
Michigan	2	1	3	1.0-1	0-0	0-0	0	0-0	0
Indiana	3	2	5	0-0	0-0	0-0	0	0-0	0
Illinois	2	1	3	0-0	0-0	0-0	0	0-0	0
Purdue	3	2	5	1.5-2	0-0	0-0	1	0-0	0
Rutgers	2	2	4	0-0	0-0	0-0	1	0-0	0
Totals	30	21	51	2.5-3	0-0	2-62	2	0-0	0

2025: Michigan State

DEFENSE	UT	AT	TM	TFL	SACKS	INT	PBU	FR	FF
Western Michigan				-DNP-INJURY-					
Boston College				-DNP-INJURY-					
Youngstown State	1	1	2	0-0	0-0	0-0	0	0-0	0
USC	5	2	7	0-0	0-0	0-0	0	0-0	0
Nebraska				-DNP-INJURY-					
UCLA				-DNP-INJURY-					
Indiana				-DNP-INJURY-					
Totals	6	3	9	0-0	0-0	0-0	0	0-0	0

2025 SPARTAN FOOTBALL GAME NOTES



81

MICHAEL MASUNAS

TUCSON, ARIZ.
HAMILTON HS

R-JR | TE 6-5 | 259 | 1L

CAREER NOTES: Fourth-year player has played in 20 career games, making nine starts (four in 2024; five in 2025) . . . has 15 career receptions for 53 yards with two TDs, snaring first TD of career in Boston College game (Sept. 6, 2025), and following up with second TD in next game vs. Youngstown State (Sept. 13, 2025) . . . two-time Academic All-Big Ten and Big Ten Distinguished Scholar honoree . . . returned to action in spring practice after missing the final eight games of the 2024 season due to an injury.

2025 SEASON (REDSHIRT JUNIOR): Had perfect 100 percent reception percentage through first five games on seven catches on seven targets, before only two catches on four targets in UCLA game . . . now has 10 catches on 12 targets, ranks tied for third among B1G tight ends in receiving TDs (2) . . . graded out at 74.8 receiving, according to PFF, which is ninth among all B1G tight ends and ranks No. 57 among FBS tight ends . . . graded the No. 33 tight end in B1G (64.3) according to PFF . . . ranks tied for 18th among tight ends in B1G and tied for 100th among tight ends in the FBS in receptions (10), while ranking 10th among the conference tight ends and 83rd among the tight ends in the country in yards (115) and tied for third in the league and tied for 33rd in nation among tight ends in TDs (2) . . . started at tight end in first three games, along with games five and six, while playing in all seven, logging career-high catches for a season with 10 receptions for 115 yards, ranking sixth on team in catches and fifth in yards . . . has tallied two TDs, catching first career TD pass in Boston College game (Sept. 6), then after no TD catches in his first 14 games played as a Spartan, registered a TD catch in back-to-back games, adding a 28-yard catch from Aidan Chiles in the third quarter of the Youngstown State game (Sept. 13) . . . has been in on 212 offensive snaps, ranking second among tight ends and 12th overall on defense, one of 12 Spartans with 200+ snaps . . . 6-of-10 catches (.600) have gone for a first down or touchdown . . . snared one catch for 8 yards in game at Indiana, charting 24 snaps . . . opened game vs. UCLA at tight end, finishing with two catches on four targets, halting perfect streak of catches and targets, going for 13 yards . . . started game at Nebraska and did not have a catch in logging 27 snaps, marking first time this season and just second time in career was held without a catch in a game . . . did not start game at USC, marking first non-start of season, and tallied one catch for 13 yards, with reception from wide receiver Omari Kelly, making athletic catch staying in bounds for a first down . . . caught one catch for a career-long 28-yard TD in the Youngstown State game, marking first career back-to-back games with a TD, after starting the game and playing 33 snaps . . . started Boston College contest and had career game, with career-best three catches for career-high 31 yards and snared his first TD of career, in logging 34 snaps, with one going for a first down and one for a touchdown for 2-of-3 doing so . . . started season opener vs. Western Michigan and tied a career-high with two catches, going for 22 yards . . . both catches went for first downs . . . first catch of the night set up MSU's second TD of the night, as his 8-yard reception got the Spartans a first down at the WMU 7, and Chiles hit Marsh for the 7-yard scoring pass on the next play.

MASUNAS' CAREER HIGHS

Receptions: 3, vs. Boston College
Receiving Yards: 31, vs. Boston College
Receiving TD: 1, twice (last vs. Youngstown State, 9/13/25)

MASUNAS' STATISTICS

RECEIVING	G/GS	REC.	YDS.	AVG.	TD	LG	YPG
2023	9/0	1	1	1.0	0	1	0.1
2024	4/4	4	37	9.3	0	22	9.3
2025	7/5	10	115	11.5	1	28	16.4
Totals	20/9	15	153	10.2	2	28	7.7

MASUNAS' GAME-BY-GAME STATISTICS

2024: Michigan State

RECEIVING	NO.	YDS	TD	LG
Florida Atlantic	2	29	0	22
Maryland	0	0	0	0
Prairie View A&M	1	5	0	5
Boston College	1	3	0	3
Ohio State	-	-DNP-INJURED-	-	-
Oregon	-	-DNP-INJURED-	-	-
Iowa	-	-DNP-INJURED-	-	-
Michigan	-	-DNP-INJURED-	-	-
Indiana	-	-DNP-INJURED-	-	-
Illinois	-	-DNP-INJURED-	-	-
Purdue	-	-DNP-INJURED-	-	-
Rutgers	-	-DNP-INJURED-	-	-
Totals	4	37	0	22

2025: Michigan State

RECEIVING	NO.	YDS	TD	LG
Western Michigan	2	22	0	14
Boston College	3	31	1	19
Youngstown State	1	28	1	28
USC	1	13	0	13
Nebraska	0	0	0	0
UCLA	2	13	0	7
Indiana	1	8	0	8
Totals	10	115	2	19



2025 SPARTAN FOOTBALL GAME NOTES



10

WAYNE MATTHEWS III

LARGO, MD.
CHARLES HERBERT FLOWERS HS
OLD DOMINION (2021-23)

R-SR | LB 6-2 | 230 | 1L

CAREER NOTES: Fifth-year senior linebacker has played in 42 collegiate games the past five seasons (26 at Old Dominion from 2021-23; 16 at MSU in 2024-25) . . . has recorded 222 career tackles, including 11.5 TFLs (68 yards) and 3.5 sacks (32 yards) . . . also has one interception to go with three pass break-ups, four forced fumbles and two fumble recoveries . . . had 148 tackles in 26 games, including 13 starts, at ODU: has 74 tackles in 16 games, with seven starts, at MSU, including 2.0 tackles for loss (5 yards), one interception and one fumble recovery . . . has nine career games with double-digit tackles after eight in 2023 while at Old Dominion and one at MSU in 2025 . . . ranked second in the Sun Belt Conference and 11th in the FBS with 135 tackles (10.4 avg.), during the 2023 season and was a third-team All-SBC selection.

2025 SEASON (REDSHIRT SENIOR): Ranks tied for 28th in the B1G in tackles/game (5.9), while also ranking tied for 28th in total tackles (41), including ranked tied for 10th in tackle assists (26) and just outside the top 50 in solo tackles (15) . . . has started at linebacker in all seven games, posting 41 tackles with 2.0 tackles for loss and one interception, leading team with 26 assists, while ranking second on team in total tackles, fourth in solo stops, tied for fifth on team in TFL and sharing team lead in INTs . . . has registered 364 snaps, which tops the linebacker corps and ranks second overall on defense . . . has posted five or more stops in six of the seven games, including two games with eight or more tackles . . . has logged five tackles in each of last three games . . . started game at Indiana and posted five tackles in playing 57 snaps . . . started UCLA game and posted five stops in logging 56 snaps . . . drew fifth start of season in game five at Nebraska, notching five stops with 1.0 TFL in charting 41 snaps . . . opened game at USC starting at linebacker and tallied two tackles in 37 snaps, before suffering injury in second quarter and did not return to action . . . started for third time in as many games this season in Youngstown State game, and matched his jersey number with 10 tackles . . . the 10 stops is the most during his two seasons with the Spartans . . . started Boston College contest at linebacker and notched eight tackles, including 0.5 tackle for loss, in posting 67 snaps, which led the linebackers and ranked third overall on the defense . . . snared first career interception in season opener vs. Western Michigan, after starting at linebacker, finishing with six stops, including 0.5 tackle for loss, in logging 52 of the 58 total defensive snaps, ranking second among linebacker corps and tied for second overall on the defense

MATTHEWS' CAREER HIGHS

Tackles: 16⁺, vs. Georgia State (11/25/23)

Tackles for loss: 2.0⁺, twice (last vs. Georgia State, 11/25/23)

Sacks: 1.0⁺, three times (last vs. Western Kentucky, 12/18/23)

Interception: 1[#], vs. Western Michigan (8/29/25)

Pass Break-ups: 1⁺, three times (last vs. Western Kentucky, 12/18/23)

Forced Fumbles: 1⁺, three times (last vs. Western Kentucky, 12/18/23)

Fumble Recovery: 1⁺, twice (last vs. Boston College, 9/21/24)

MATTHEWS' STATISTICS

	G/GS	UT	AT	TM	TFL	SACKS	INT	PBU	FR	FF
2021 [^]	3/0	0	0	0	0-0	0-0	0-0	0	0-0	0
2022 [^]	10/0	6	7	13	0-0	0-0	0-0	0	0-0	1
2023 [^]	13/13	38	97	135	9.5-63	3.5-32	0-0	3	1-55	3
2024 [#]	9/0	18	15	33	0-0	0-0	0-0	0	1-0	0
2025 [#]	7/7	15	26	41	2.0-5	0-0	1-0	0	0-0	0
MSU Totals	16/7	33	41	74	2.0-5	0-0	1-0	0	1-0	0
Career	42/20	77	145	222	11.5-68	3.5-32	1-0	3	2-55	4

[^] = at Old Dominion | [#] = at Michigan State

MATTHEWS' GAME-BY-GAME STATISTICS

2023: Old Dominion

DEFENSE	UT	AT	TM	TFL	SACKS	INT	PBU	FR	FF
Virginia Tech	3	5	8	0-0	0-0	0-0	0	0-0	0
Louisiana	4	6	10	0-0	0-0	0-0	0	0-0	0
Wake Forest	2	7	9	1-7	0.5-6	0-0	0	0-0	0
Tex. A&M-Commerce	2	5	7	1.5-9	1-9	0-0	0	0-0	1
Marshall	4	6	10	1-2	0-0	0-0	0	1-55	0
Southern Miss	0	10	10	0-0	0-0	0-0	0	0-0	0
App State	0	6	6	0-0	0-0	0-0	1	0-0	0
James Madison	4	6	10	0.5-1	0-0	0-0	1	0-0	0
Coastal Carolina	4	10	14	0.5-1	0-0	0-0	0	0-0	0
Liberty	5	9	14	0-0	0-0	0-0	0	0-0	0
Ga. Southern	5	2	7	2-14	1-7	0-0	0	0-0	0
Georgia State	1	15	16	2-19	0-0	0-0	0	0-0	1
Western Kentucky	4	10	14	1-10	1-10	0-0	1	0-0	1
Totals	38	97	135	9.5-63	3.5-32	0-0	3	1-55	3


2024: Michigan State

DEFENSE	UT	AT	TM	TFL	SACKS	INT	PBU	FR	FF
Florida Atlantic	2	1	3	0-0	0-0	0-0	0	0-0	0
Maryland	3	3	6	0-0	0-0	0-0	0	0-0	0
Prairie View A&M	1	1	2	0-0	0-0	0-0	0	0-0	0
Boston College	2	2	4	0-0	0-0	0-0	0	1-0	0
Ohio State	1	2	3	0-0	0-0	0-0	0	0-0	0
Oregon	2	1	3	0-0	0-0	0-0	0	0-0	0
Iowa	3	1	4	0-0	0-0	0-0	0	0-0	0
Michigan	2	2	4	0-0	0-0	0-0	0	0-0	0
Indiana	2	2	4	0-0	0-0	0-0	0	0-0	0
Illinois				-DNP-INJURED-					
Purdue				-DNP-INJURED-					
Rutgers				-DNP-INJURED-					
Totals	18	15	33	0-0	0-0	0-0	0	1-0	0

2025: Michigan State

DEFENSE	UT	AT	TM	TFL	SACKS	INT	PBU	FR	FF
Western Michigan	1	5	6	0.5-0	0-0	1-0	0	0-0	0
Boston College	5	3	8	0.5-3	0-0	0-0	0	0-0	0
Youngstown State	4	6	10	0-0	0-0	0-0	0	0-0	0
USC	0	2	2	0-0	0-0	0-0	0	0-0	0
Nebraska	2	3	5	1.0-2	0-0	0-0	0	0-0	0
UCLA	3	2	5	0-0	0-0	0-0	0	0-0	0
Indiana	0	5	5	0-0	0-0	0-0	0	0-0	0
Totals	15	26	41	2.0-5	0-0	1-0	0	0-0	0

2025 SPARTAN FOOTBALL GAME NOTES



• Biletnikoff Award Watch List

CAREER NOTES: Transfer wide receiver from Kent State has two seasons of eligibility remaining . . . transferred to Michigan State in January 2025 and competed in spring practice . . . spent three years (2022-24) at Kent State, earning letters for the Golden Flashes in 2023 and 2024 . . . has played in 28 games, including 20 starts (played in 21 games, including 17 starting assignments at Kent State; played in seven games with three starts at MSU) . . . has 94 career receptions for 1,522 yards with 14 TDs (caught 81 passes for 1,315 yards and 13 TDs in two seasons at Kent State (2023-24); has matched jersey number with 13 catches for 207 yards and one TD this season at MSU) . . . has at least one catch in all seven games this season as part of in 14-straight games played and in total of 26 of 28 career games . . . finished his KSU career ranked tied for fifth in school history with 13 touchdown catches . . . two-time All-Mid-American Conference honoree (first team in 2023, second team in 2024).

2025 SEASON (REDSHIRT JUNIOR): Has played in all seven games with three starts, notching a jersey-number matching 13 catches for 207 yards with one TD, adding one rush, in 278 offensive snaps, ranking third among wide receivers and ninth overall on the offense . . . 7-of-13 (.538) catches have gone for first downs or touchdowns . . . has at least one catch in each of the seven games this season . . . has two kick returns for 30 yards (15.0 ypr) . . . started game at Indiana and snagged a season-high four catches, going for 42 yards, with two good for first downs . . . had a 23-yard catch for a first down in UCLA game, adding one kick return for 10 yards . . . snared one catch for 14 yards in game at Nebraska as part of six targets, in charting 49 snaps . . . started game at USC and snared first TD catch as a Spartan with a 42-yard pass from Aidan Chiles for MSU's opening score, and added 20-yard kick return . . . had one catch for 8 yards, adding one rush, in Youngstown State game, notching 31 snaps . . . snared three catches for 44 yards, with all three coming in the fourth quarter and two going for first downs, including a spectacular, highlight reel one-handed catch for 23 yards and a first down . . . logged 37 snaps . . . made Spartan debut in starting season opener vs. Western Michigan, snaring one catch for 28 yards, in playing 36 snaps

McCRAY'S CAREER HIGHS

Receptions: 10[^], vs. Miami (Ohio) (9/30/23)

Receiving Yards: 213[^], vs. Ball State (10/12/24)

Long Reception: 68[^], vs. Eastern Michigan (9/28/24)

TD Receptions: 3[^], vs. Ball State (10/12/24)

McCRAY'S STATISTICS

RECEIVING	G/GS	REC.	YDS.	AVG.	TD	LG	YPG
2022 [^]	1/0	0	0	0.0	0	0	0.0
2023 [^]	9/6	41	610	14.9	4	42	67.8
2024 [^]	11/11	40	705	17.6	9	68	64.1
2025 #	7/3	13	207	15.9	1	42	29.6
Career	28/20	94	1,522	16.2	14	68	54.4

KICK RETURNS	ATT	YDS.	AVG.	TD	LG
2022 [^]	0	0	0.0	0	0
2023 [^]	9	196	21.8	0	34
2024 [^]	0	0	0.0	0	0
2025 #	2	30	15.0	0	20
Career	11	226	20.5	0	34

ALL PURPOSE	RUSH	REC	PR	KR	TOTAL	YPG
2022 [^]	0	0	0	0	0	0.0
2023 [^]	22	610	0	196	828	92.0
2024 [^]	20	705	0	0	725	65.9
2025 #	0	207	0	30	237	33.9
Totals	42	1,522	0	226	1,790	63.9

[^] = at Kent State | # = at Michigan State

McCRAY'S GAME-BY-GAME STATISTICS

2023: Kent State

RECEIVING	NO.	YDS	TD	LG
UCF	3	61	0	36
Arkansas	1	33	0	33
Central Connecticut St.	3	11	0	11
Fresno State	2	24	0	18
Miami (OH)	10	105	0	32
Ohio	6	93	2	42
Eastern Michigan	5	70	0	40
Buffalo	5	52	0	14
Akron	6	161	2	42
Bowling Green		-DNP-		
Ball State		-DNP-		
Northern Illinois		-DNP-		
Totals	41	610	4	42

2024: Kent State

RECEIVING	NO.	YDS	TD	LG
Pitt	4	49	1	29
Saint Francis	5	45	1	11
Tennessee	3	27	0	9
Penn State	0	0	0	0
Eastern Michigan	5	188	2	68
Ball State	8	213	3	63
Bowling Green	3	21	0	16
Western Michigan	3	23	0	11
Ohio	3	28	0	18
Miami (OH)	3	18	1	11
Akron	3	93	1	45
Buffalo		-DNP-		
Totals	40	705	9	68

2025: Michigan State

RECEIVING	NO.	YDS	TD	LG
Western Michigan	1	28	0	28
Boston College	3	44	0	23
Youngstown State	1	8	0	8
USC	2	48	1	42
Nebraska	1	14	0	14
UCLA	1	23	0	23
Indiana	4	42	0	13
Totals	13	207	1	42



2025 SPARTAN FOOTBALL GAME NOTES



14

ALESSIO MILIVOJEVIC

NAPERVILLE, ILL.
ST. FRANCIS HS

R-FR | QB 6-2 | 218 | RS

CAREER NOTES: Redshirt freshman quarterback enters his second season with the Spartans in 2025 . . . has played in five career games, with 17-of-32 passing for 221 career yards with two TDs.

2025 SEASON (REDSHIRT FRESHMAN): Has played in four games, and is 17-of-31 passing for 221 yards with two TDs and one INT, while rushing for another TD part of four carries for 19 yards . . . played the final series in game at Indiana, going 3-for-5 for 50 yards passing, while rushing twice for 9 yards, in seven plays, leading MSU to a field goal in last few minutes . . . came on in relief of Aidan Chiles early in the second half of the UCLA game after Chiles was sidelined with an injury, and was 8-of-18 passing for 100 yards, all new career highs, passing for a TD for the second game in a row, connecting with Nick Marsh for a 5-yard scoring pass . . . completed first pass as a Spartan on first attempt of the day in game at Nebraska, coming early in the second quarter with a 10-yard pass to sophomore wide receiver Nick Marsh, coming on in place of Chiles who was temporarily sidelined with an injury . . . then registered the first TD pass of his Spartan career two plays later with a 2-yard TD toss to junior tight end Jack Velling . . . finished 6-of-7 passing for 71 yards and one TD, adding one rush for a 1-yard TD, scoring the first rushing TD of his career . . . becomes the second Spartan QB this season to rush for a TD and throw for a TD in the same game, and the second straight game that a Spartan QB did so, joining Chiles who accomplished the feat twice this season, against Boston College (9/6/25) and USC (9/20/25).

MILIVOJEVIC'S CAREER HIGHS

- Pass Completions: 8, twice (last vs. UCLA, 10/11/25)
- Pass Attempts: 18, vs. UCLA (10/11/25)
- Passing Yards: 100, vs. UCLA (10/11/25)
- Passing TDs: 1, twice (last vs. UCLA, 10/11/25)
- Completion Percentage (min. 10 att.): .444, vs. UCLA (10/11/25)
- Rush Attempts: 2, vs. Indiana (10/18/25)
- Rushing Yards: 9, twice (last vs. Indiana, 10/18/25)
- Rushing TDs: 1, vs. Nebraska (10/4/25)
- Longest Pass Play: 24, vs. Nebraska (10/4/25)
- Longest Rush Play: 11, vs. Indiana (10/18/25)
- Longest Pass TD: 5, vs. UCLA (10/11/25)
- Longest Rush TD: 1, vs. Nebraska (10/4/25)

MILIVOJEVIC'S STATISTICS

PASSING	G/GS	COMP	ATT	INT	PCT	YDS	YPG	TD	LG	Effic.
2024	1/0	0	1	1	.000	0	0.0	0	0	-200
2025	4/0	17	31	1	.548	221	55.3	2	24	129.6
Totals	5/0	17	32	2	.531	221	44.2	2	24	119.3

RUSHING	NO.	YDS.	AVG.	TD	LG	YPG
2024	0	0	0	0	0	0
2025	4	19	5.8	1	11	4.8
Totals	4	19	5.8	1	11	3.8

MILIVOJEVIC'S GAME-BY-GAME STATISTICS

2025: Michigan State

PASSING	COMP	ATT	INT	PCT	YDS	TD	LG
Western Michigan	0	1	1	.000	0	0	0
Boston College			-DNP-				
Youngstown State			-DNP-				
USC			-DNP-				
Nebraska	6	7	0	.857	71	1	24
UCLA	8	18	0	.444	100	1	23
Indiana	3	5	0	.600	50	0	22
Totals	17	31	1	.548	221	2	24

2025: Michigan State

RUSHING	ATT	YDS	TD	LG
Western Michigan	0	0	0	0
Boston College		-DNP-		
Youngstown State		-DNP-		
USC		-DNP-		
Nebraska	1	1	1	1
UCLA	1	9	0	9
Indiana	2	9	0	11
Totals	4	19	1	11

2025 SPARTAN FOOTBALL GAME NOTES



8

AISEA MOA
NORTH OGDEN, UTAH
WEBER HS
BYU (2022-24)
R-JR | LB 6-2 | 235 | TR

CAREER NOTES: Transfer linebacker from BYU has two seasons of eligibility remaining . . . has played in 24 career games (played in 17 games during his three seasons (2022-24) at BYU; played in seven games at MSU) . . . has 26 career tackles with 1.5 TFL and one pass break-up . . . enrolled at Michigan State in January 2025 and competed in spring practice . . . brother, Sione, is a linebacker at BYU . . . father, Ben, played tight end at Utah (2002-03) . . . his uncle, Carlos Nuno, played tight end at BYU (1997-99).

2025 SEASON (REDSHIRT JUNIOR): Has played in all seven games, notching nine stops with 1.0 tackle for loss and two pass break-ups, adding one QB hurry, in registering 122 defensive snaps and 52 special teams plays . . . has posted three or more stops in three games . . . tallied two tackles in game at Indiana, in registering 11 defensive snaps and six special teams plays . . . logged three tackles in UCLA contest, charting 14 defensive snaps and 10 special teams plays . . . registered 14 defensive snaps in game at Nebraska . . . notched one stop and added one pass break-up in game at USC, in doubling snap total with 43 defensive snaps, after entering game having played 40 total snaps through first three games . . . logged one tackle and added one QB hurry in charting 16 snaps in Youngstown State game . . . tallied one tackle in playing seven snaps in Boston College contest . . . made Spartan debut in season opener vs. Western Michigan, logging one tackle for career-best 1.0 tackle for loss, adding pass break-up on Wayne Mathews' interception, for first PBU of collegiate career, along with one QB hurry, in notching 17 snaps.

MOA'S CAREER HIGHS

Tackles: 4[^], vs. Houston (11/30/24)

Tackles For Loss: 1.0[#], vs. Western Michigan (8/29/25)

Pass Break-Up: 1[#], twice (last vs. USC, 9/20/25)

MOA'S STATISTICS

	G/GS	UT	AT	TM	TFL	SACKS	INT	PBU	FR	FF
2022 [^]	2/0	0	0	0	0-0	0-0	0-0	0	0-0	0
2023 [^]	3/0	1	0	1	0-0	0-0	0-0	0	0-0	0
2024 [^]	12/1	8	8	16	0.5-1	0-0	0-0	0	0-0	1
2025 [#]	7/0	6	3	9	1.0-1	0-0	0-0	2	0-0	0
Career	24/1	15	11	26	1.5-2	0-0	0-0	2	0-0	1

[^] = at BYU | [#] = at Michigan State

MOA'S GAME-BY-GAME STATISTICS

2024: BYU

DEFENSE	UT	AT	TM	TFL	SACKS	INT	PBU	FR	FF
Southern Illinois	1	0	1	0-0	0-0	0-0	0	0-0	0
SMU	1	0	1	0-0	0-0	0-0	0	0-0	0
Wyoming	0	0	0	0-0	0-0	0-0	0	0-0	0
Kansas State	3	1	4	0-0	0-0	0-0	0	0-0	1
Baylor	2	0	2	0-0	0-0	0-0	0	0-0	0
Arizona	0	3	3	0.5-1	0-0	0-0	0	0-0	0
Oklahoma State	1	0	1	0-0	0-0	0-0	0	0-0	0
UCF	0	1	1	0-0	0-0	0-0	0	0-0	0
Utah	0	0	0	0-0	0-0	0-0	0	0-0	0
Kansas	0	0	0	0-0	0-0	0-0	0	0-0	0
Arizona State	0	0	0	0-0	0-0	0-0	0	0-0	0
Houston	0	3	3	0-0	0-0	0-0	0	0-0	0
Totals	8	8	16	0.5-1	0-0	0-0	0	0-0	0

2025: Michigan State

DEFENSE	UT	AT	TM	TFL	SACKS	INT	PBU	FR	FF
Western Michigan	1	0	1	1.0-1	0-0	0-0	1	0-0	0
Boston College	1	0	1	0-0	0-0	0-0	0	0-0	0
Youngstown State	1	0	1	0-0	0-0	0-0	0	0-0	0
USC	1	0	1	0-0	0-0	0-0	1	0-0	0
Nebraska	0	0	0	0-0	0-0	0-0	0	0-0	0
UCLA	1	2	3	0-0	0-0	0-0	0	0-0	0
Indiana	1	1	2	0-0	0-0	0-0	0	0-0	0
Totals	6	3	9	1.0-1	0-0	0-0	2	0-0	0



58

CONNER MOORE
MILLBURY, OHIO
LAKE HS
MONTANTA STATE (2022-24)
R-JR | OL 6-5 | 306 | TR

CAREER NOTES: All-America transfer offensive tackle from Montana State has two seasons of eligibility remaining . . . helped lead the Bobcats to a 15-1 finish in 2024 and reach the FCS National Championship Game . . . ranked the No. 11 offensive tackle in the transfer portal by 247Sports . . . named one of the top 100 overall transfers in the nation by ESPN.com (No. 82) . . . has played in 38 career games, with 35 career starts, which have all come consecutively (played in 31 games for the Bobcats, including 28 consecutive starts on the offensive line (25 at left tackle, three at left guard); has played and started in all seven games with four starts at right tackle and three at left tackle for the Spartans) . . . enrolled at Michigan State in January 2025 and participated in spring practice.

2025 SEASON (REDSHIRT JUNIOR): Has started all seven games, registering 429 snaps, which ranks second on both the offensive line and overall . . . has played in every offensive snap in last four games (Indiana, UCLA, Nebraska, USC) . . . started first four games at right tackle before shifting to left tackle for games five, six and seven . . . graded as tied for No. 14 offensive tackle for run block (76.6) in the Big Ten and No. 31 in the B1G in overall offense (69.2), according to Pro Football Focus . . . started Indiana game at left tackle for third game in a row in starting there, and was in on all 65 offensive snaps, one of four Spartans, all fellow offensive linemen, to play in every snap, joined by center Matt Gulbin, left guard Gavin Broschious and right guard Caleb Carter . . . made second-straight start at left tackle, in opening UCLA game there, playing in all 61 snaps, grading out at 74.7 total offense and 83.9 run block, leading team in both . . . made first start of season at left tackle in game at Nebraska, and played in all 72 offensive snaps, one of two Spartans to play every offensive snap, joining center Matt Gulbin . . . started game at USC and played in all 60 offensive snaps, one of three Spartans to play every offensive snap, joining center Matt Gulbin and QB Aidan Chiles . . . opened Youngstown State game at right tackle, logging 59 of the 63 offensive snaps, grading out at 79.6 run block, leading the O-line, as well as grading out at 76.5 pass block to finish at 76.4 overall offense, according to PFF . . . started Boston College contest at right tackle, posting 55 snaps, ranking third on the line and seventh overall on the offense; named the team's Lineman of the Week against BC . . . made Spartan debut in season opener vs. Western Michigan, starting at right tackle and notching 57 of the 70 offensive snaps, grading out at 73.3 pass block according to PFF; also played at left tackle in Week 1.



2025 SPARTAN FOOTBALL GAME NOTES



28

DONTAVIUS NASH

GASTONIA, N.C.
HUNTER HUSS HS
NORTH CAROLINA (2021-22)
EAST CAROLINA (2023-24)

GR-5 | DB 6-2 | 186 | TR

CAREER NOTES: Graduate transfer defensive back from East Carolina joined the program over the summer . . . has one season of eligibility remaining . . . has played in 37 collegiate games, including 11 starts (seven at cornerback, four at safety) . . . has 72 career tackles, including 2.5 TFLs (3 yards) . . . has two interceptions, including one for a 36-yard TD in 2023 . . . owns five pass break-ups . . . has played over 700 snaps on defense (741 total) in the secondary in his collegiate career . . . collected 58 tackles in 24 games of action with nine starts in two seasons at East Carolina (2023-24) . . . had three tackles in 10 games at North Carolina (2021-22) . . . has 11 tackles, including 1.0 TFL, at MSU . . . graduated from East Carolina in May 2025 with a bachelor's degree in interpersonal/organizational communication.

2025 SEASON (GRADUATE): Missed the first four games due to injury, but returned to action in last three games, making Spartan debut in Nebraska game and first start for the Green & White in UCLA game, and at Indiana . . . has tallied 11 stops in charting 113 defensive snaps and 30 special teams plays, including 10 tackles in last two games, with five stops in each contest . . . drew start in game at Indiana, and posted five stops for second game in a row, in charting 46 snaps and 10 special teams plays . . . started UCLA contest for first start as a Spartan, notching five tackles in 54 defensive snaps and 11 special teams plays . . . made Spartan debut in Nebraska game, posting one tackle in 13 defensive snaps and nine special teams plays . . . missed first four games (USC, Youngstown State, Boston College and Western Michigan) due to injury.

NASH'S CAREER HIGHS

Tackles: 7%, vs. North Carolina State (12/28/24)
Tackles For Loss: 1%, vs. Liberty (9/21/24)
Pass Break-ups: 2%, twice (last vs. Charlotte, 10/5/24)
Interceptions: 1%, twice (last vs. North Carolina State, 12/28/24)

NASH'S STATISTICS

	G/GS	UT	AT	TM	TFL	SACKS	INT	PBU	FR	FF
2021 ^	4/0	1	0	1	0-0	0-0	0-0	0	0-0	0
2022 ^	6/0	2	0	2	0-0	0-0	0-0	0	0-0	0
2023 %	12/3	21	13	34	0.5-1	0-0	1-36	1	0-0	0
2024 %	12/6	15	9	24	1.0-1	0-0	1-0	4	0-0	0
2025 #	3/2	5	6	11	1.0-1	0-0	0-0	0	0-0	0
Career	37/11	44	28	72	2.5-3	0-0	2-36	5	0-0	0

^ at North Carolina | % = at East Carolina | # at Michigan State

NASH'S GAME-BY-GAME STATISTICS

2023: East Carolina										
DEFENSE	UT	AT	TM	TFL	SACKS	INT	PBU	FR	FF	
Michigan	2	1	3	0-0	0-0	0-0	0	0-0	0	
Marshall	1	0	1	0-0	0-0	0-0	0	0-0	0	
App State	2	2	4	0-0	0-0	0-0	0	0-0	0	
Gardner-Webb	0	1	1	0-0	0-0	0-0	0	0-0	0	
Rice	2	0	2	0-0	0-0	0-0	1	0-0	0	
SMU	2	1	3	0-0	0-0	0-0	0	0-0	0	
Charlotte	1	2	3	0.5-1	0-0	0-0	0	0-0	0	
UTSA	5	1	6	0-0	0-0	1-36	0	0-0	0	
Tulane	2	4	6	0-0	0-0	0-0	0	0-0	0	
Florida Atlantic	1	1	2	0-0	0-0	0-0	0	0-0	0	
Navy	2	0	2	0-0	0-0	0-0	0	0-0	0	
Tulsa	1	0	1	0-0	0-0	0-0	0	0-0	0	
Totals	21	13	34	0.5-1	0-0	1-36	1	0-0	0	

2024: East Carolina										
DEFENSE	UT	AT	TM	TFL	SACKS	INT	PBU	FR	FF	
Norfolk State	0	0	0	0-0	0-0	0-0	0	0-0	0	
Old Dominion	0	0	0	0-0	0-0	0-0	0	0-0	0	
App State	0	0	0	0-0	0-0	0-0	0	0-0	0	
Liberty	2	1	3	1-1	0-0	0-0	0	0-0	0	
UTSA	3	0	3	0-0	0-0	0-0	2	0-0	0	
Charlotte	2	0	2	0-0	0-0	0-0	2	0-0	0	
Army West Point	1	4	5	0-0	0-0	0-0	0	0-0	0	
Temple	1	0	1	0-0	0-0	0-0	0	0-0	0	
Florida Atlantic	1	1	2	0-0	0-0	0-0	0	0-0	0	
Tulsa					-DNP-					
North Texas	0	0	0	0-0	0-0	0-0	0	0-0	0	
Navy	1	0	1	0-0	0-0	0-0	0	0-0	0	
NC State	4	3	7	0-0	0-0	1-0	0	0-0	0	
Totals	15	9	24	1-1	0-0	1-0	4	0-0	0	

2025: Michigan State										
DEFENSE	UT	AT	TM	TFL	SACKS	INT	PBU	FR	FF	
Western Michigan				-DNP-INJURED-						
Boston College				-DNP-INJURED-						
Youngstown State				-DNP-INJURED-						
USC				-DNP-INJURED-						
Nebraska	1	0	1	0-0	0-0	0-0	0	0-0	0	
UCLA	2	3	5	0-0	0-0	0-0	0	0-0	0	
Indiana	2	3	5	1.0-1	0-0	0-0	0	0-0	0	
Totals	5	6	11	1.0-1	0-0	0-0	0	0-0	0	



CAREER NOTES: Fourth-year offensive lineman has played in 18 career games, with five career starts (one in 2024, four in 2025) for the Spartans.

2025 SEASON (REDSHIRT JUNIOR): Has played in all six games, with four starts at right guard, in recording 240 snaps, ranking fourth among offensive linemen and eighth overall on offense, before going down with an injury in the UCLA game and missing Indiana game . . . at time of injury, had graded out at 79.0 pass block, according to PFF, which ranks second among offensive linemen on the team . . . ranked as the No. 22 guard for pass block in the B1G, according to PFF . . . missed Indiana game with an injury . . . drew start at right guard in UCLA contest, charting 32 snaps and grading out at team-best 83.7 pass block, according to PFF, before leaving game with an injury . . . opened game at Nebraska at right guard, logging 58 snaps . . . started game at USC at right guard and charted 38 snaps . . . posted 31 snaps in Youngstown State game . . . started Boston College contest at right guard, posting 39 snaps and grading out at 84.1 pass block according to PFF, which ranked second among offensive linemen and overall on the offense . . . saw back-up action at right guard in season opener vs. Western Michigan, logging 43 snaps and grading out at 82.9 run block according to PFF, which led the entire offense, and 75.4 PFF grade for offense, which ranked highest among offensive linemen and ranked third overall on offense.



2025 SPARTAN FOOTBALL GAME NOTES



65

STANTON
RAMIL

BINGHAMTON, N.Y.
THOMPSON (ALA.) HS

R-SO | OL 6-7 | 312 | IL

CAREER NOTES: Third-year offensive tackle looks to build upon his promising redshirt freshman season during his redshirt sophomore season in 2025 . . . has played in 15 career games (11 in 2024, four in 2025), with 12 starts (eight in 2024, four in 2025), including 11-straight starts dating back to last seven games of 2024 at left tackle, and four games in 2025 at left tackle . . . father, Michael, was a two-year letterwinner at Alabama as a defensive tackle (1988-89) and was an Academic All-SEC honoree in 1988 . . . his brother, Jesse, is an offensive lineman at Saint Francis . . . his sisters, Olivia (Samford, Saint Joseph's, Binghamton, Georgetown), Jodi (Iona, Binghamton, Georgetown) and Annie (Samford, Binghamton) all played Division I basketball . . . one of MSU's representatives at Big Ten Football Media Days in Las Vegas in July of 2025.

2025 SEASON (REDSHIRT SOPHOMORE): Started first four games at left tackle, logging 145 snaps, which ranked fifth among offensive linemen and ninth overall on the offense at the time, before missing last three games (Indiana, Nebraska and UCLA) with an injury . . . made fourth start of season in opening game at USC at left tackle, tallying nine snaps, before leaving the game with an injury . . . drew third start in as many games this season in Youngstown State game, charting 37 snaps . . . opened Boston College game at left tackle, logging 59 snaps, which ranked second among offensive linemen and sixth overall on the offense . . . started season opener at left tackle for eighth consecutive start at position, logging 40 snaps, grading out at 66.7 run block, according to PFF, ranking first among starting offensive linemen and second overall among both offensive linemen and overall offense.



55

BEN
ROBERTS

LAKEWOOD, WASH.
EAST (UTAH) HS
OREGON (2022-23)

R-JR | DL 6-2 | 335 | IL

CAREER NOTES: Fourth-year defensive lineman and second-year Spartan has played in 25 collegiate games the past three seasons (nine games at Oregon from 2022-23; 10 games at MSU in 2024; six games at MSU in 2025), with four starts (four in 2025) . . . has recorded 21 career tackles (five at Oregon, 16 at MSU).

2025 SEASON (REDSHIRT JUNIOR): Started first four games, in playing in each of first five contests, before missing game six, vs. UCLA, with an injury, but returned to action and starting line-up in game seven, at Indiana . . . has registered 10 stops, while charting 157 snaps, grading out at 73.1 run defense, which ranks fourth among MSU defensive linemen and ninth overall on defense, as well as ranking 30th in the B1G among interior defensive linemen, according to PFF . . . returned to action and starting line-up in game at Indiana, tallying two tackles in charting 29 snaps . . . missed UCLA game with an injury . . . tallied two tackles in 21 snaps at Nebraska . . . started game at USC at defensive tackle and notched one stop in 32 snaps . . . opened Youngstown State game at defensive tackle and logged one tackle in tallying 20 snaps; named Spartan Lineman of the Week against the Penguins . . . started at defensive tackle and notched career-high tying four tackles in Boston College game, posting 34 snaps, while grading out at 78.8 run defense, according to PFF, which led all of the defense, along with overall defensive grade of 71.5, which was second among D-linemen and third overall on defense . . . made first start of collegiate career in starting season opener vs. Western Michigan on defensive line, posting 21 snaps.

ROBERTS' CAREER HIGHS

Tackles: 4#, twice (last vs. Boston College, 9/6/25)

Tackles For Loss: 1.0#, vs. Prairie View A&M (9/14/24)

ROBERTS' STATISTICS

	G/GS	UT	AT	TM	TFL	SACKS	INT	PBU	FR	FF
2022 ^	4/0	0	3	3	0-0	0-0	0-0	0	0-0	0
2023 ^	5/0	1	1	2	0-0	0-0	0-0	0	0-0	0
2024 #	10/0	6	2	8	2.0-5	1.0-3	0-0	0	0-0	0
2025 #	6/5	3	7	10	0-0	0-0	0-0	0	0-0	0
Career	25/5	10	13	23	2.0-5	1.0-3	0-0	0	0-0	0

^ at Oregon | # at Michigan State

ROBERTS' GAME-BY-GAME STATISTICS

2024: Michigan State

DEFENSE	UT	AT	TM	TFL	SACKS	INT	PBU	FR	FF
Florida Atlantic	0	0	0	0-0	0-0	0-0	0	0-0	0
Maryland				-DNP-INJURED-					
Prairie View A&M	1	0	1	0-0	0-0	0-0	0	0-0	0
Boston College				-DNP-INJURED-					
Ohio State	1	1	2	0-0	0-0	0-0	0	0-0	0
Oregon	1	0	1	0-0	0-0	0-0	0	0-0	0
Iowa	1	0	1	0-0	0-0	0-0	0	0-0	0
Michigan	0	0	0	0-0	0-0	0-0	0	0-0	0
Indiana	0	0	0	0-0	0-0	0-0	0	0-0	0
Illinois	0	0	0	0-0	0-0	0-0	0	0-0	0
Purdue	0	0	0	0-0	0-0	0-0	0	0-0	0
Rutgers	2	1	3	2-5	1-3	0-0	0	0-0	0
Totals	6	2	8	2-5	1-3	0-0	0	0-0	0

2025: Michigan State

DEFENSE	UT	AT	TM	TFL	SACKS	INT	PBU	FR	FF
Western Michigan	0	0	0	0-0	0-0	0-0	0	0-0	0
Boston College	0	4	4	0-0	0-0	0-0	0	0-0	0
Youngstown State	0	1	1	0-0	0-0	0-0	0	0-0	0
USC	0	1	1	0-0	0-0	0-0	0	0-0	0
Nebraska	1	1	2	0-0	0-0	0-0	0	0-0	0
UCLA				-DNP-INJURED-					
Indiana	2	0	2	0-0	0-0	0-0	0	0-0	0
Totals	3	7	10	0-0	0-0	0-0	0	0-0	0

2025 SPARTAN FOOTBALL GAME NOTES



25

CHANCE RUCKER

DENTON, TEXAS
RYAN HS

R-SO | DB 6-1 | 179 | 1L



41

DAVID SANTIAGO

RALEIGH, N.C.
MILLBROOK HS
AIR FORCE (2023-24)

R-SO | EDGE 6-4 | 253 | TR

CAREER NOTES: Third-year player has appeared in 21 games with 10 starts at cornerback . . . has 31 tackles, one interception and five pass break-ups . . . returned to competition at spring practice after missing the final 10 games of the 2024 season due to an injury.

2025 SEASON (REDSHIRT SOPHOMORE): Has played in all seven games, making one start . . . has registered seven stops with two pass break-ups and one QB hurry, in notching 76 defensive snaps and 59 special teams plays . . . was in on limited defensive and special teams action in game at Indiana . . . drew first start of year in opening UCLA contest at cornerback, logging one tackle in charting six defensive snaps and 18 special teams plays . . . was in on limited defensive and special teams action in both Nebraska and USC games . . . posted one stop in nine defensive snaps in the Youngstown State game . . . logged three tackles with one pass break-up and one QB hurry in 28 defensive snaps and three special teams snaps in the Boston College contest . . . tallied two tackles in 19 snaps in the season opener vs. Western Michigan.

RUCKER'S CAREER HIGHS

Tackles: 5, vs. Maryland (9/23/23)

Pass Break-Ups: 2, vs. Maryland (9/23/23)

Interceptions: 1, vs. Rutgers (10/14/23)

RUCKER'S STATISTICS

	G/GS	UT	AT	TM	TFL	SACKS	INT	PBU	FR	FF
2023	12/8	14	9	23	0-0	0-0	1-7	3	0-0	0
2024	2/1	1	0	1	0-0	0-0	0-0	0	0-0	0
2025	7/1	5	2	7	0-0	0-0	0-0	2	0-0	0
Totals	21/10	20	11	31	0-0	0-0	1-7	5	0-0	0

RUCKER'S GAME-BY-GAME STATISTICS

2023: Michigan State

DEFENSE	UT	AT	TM	TFL	SACKS	INT	PBU	FR	FF
Central Michigan	0	0	0	0-0	0-0	0-0	0	0-0	0
Richmond	1	0	1	0-0	0-0	0-0	0	0-0	0
Washington	1	0	1	0-0	0-0	0-0	0	0-0	0
Maryland	2	3	5	0-0	0-0	0-0	2	0-0	0
Iowa	2	0	2	0-0	0-0	0-0	0	0-0	0
Rutgers	1	2	3	0-0	0-0	1-7	0	0-0	0
Michigan	2	0	2	0-0	0-0	0-0	0	0-0	0
Minnesota	2	1	3	0-0	0-0	0-0	1	0-0	0
Nebraska	1	1	2	0-0	0-0	0-0	0	0-0	0
Ohio State	1	1	2	0-0	0-0	0-0	0	0-0	0
Indiana	1	0	1	0-0	0-0	0-0	0	0-0	0
Penn State	0	1	1	0-0	0-0	0-0	1	0-0	0
Totals	14	9	23	0-0	0-0	1-7	4	0-0	0

2024: Michigan State

DEFENSE	UT	AT	TM	TFL	SACKS	INT	PBU	FR	FF
Florida Atlantic	0	0	0	0-0	0-0	0-0	0	0-0	0
Maryland	1	0	1	0-0	0-0	0-0	0	0-0	0
Totals	1	0	1	0-0	0-0	0-0	0	0-0	0

2025: Michigan State

DEFENSE	UT	AT	TM	TFL	SACKS	INT	PBU	FR	FF
Western Michigan	1	1	2	0-0	0-0	0-0	1	0-0	0
Boston College	2	1	3	0-0	0-0	0-0	1	0-0	0
Youngstown State	1	0	1	0-0	0-0	0-0	0	0-0	0
USC	0	0	0	0-0	0-0	0-0	0	0-0	0
Nebraska	0	0	0	0-0	0-0	0-0	0	0-0	0
UCLA	1	0	1	0-0	0-0	0-0	0	0-0	0
Indiana	0	0	0	0-0	0-0	0-0	0	0-0	0
Totals	5	2	7	0-0	0-0	0-0	2	0-0	0

CAREER NOTES: Transfer edge defender from Air Force has three seasons of eligibility remaining . . . ranked the No. 12 linebacker in the transfer portal by 247Sports . . . enrolled at Michigan State in January 2025 and competed in spring practice.

2025 SEASON (REDSHIRT SOPHOMORE): Has played in all seven games, recording 14 tackles, with 1.5 tackle for loss, 1.0 sack and one pass break-up, with one QB hurry in charting 131 snaps . . . notched one tackle in game at Indiana, tallying 21 snaps . . . recorded a season-high five tackles in UCLA contest, notching 26 snaps . . . tallied three tackles in game at Nebraska, with 1.0 tackle for loss coming on first 1.0 sack as a Spartan, in charting 21 snaps . . . notched one tackle in game at USC in charting 13 defensive plays . . . logged one QB hurry in Youngstown State game in posting 13 snaps . . . posted a pair of tackles, with 0.5 TFL and crucial pass break-up on third down in the fourth quarter of the Boston College game, blocking BC QB's pass shortly after left hand, in playing 23 snaps . . . tallied two tackles in Spartan debut in season-opener vs. Western Michigan, posting 14 snaps.

SANTIAGO'S CAREER HIGHS

Tackles: 6⁺, three times (last vs. Nevada, 11/23/24)

Tackles For Loss: 1.5⁺, vs. Oregon State (11/16/24)

Sacks: 1.5⁺, vs. Oregon State (11/16/24)

Pass Break-ups: 1⁺, four times (last vs. Boston College, 9/6/25)

SANTIAGO'S STATISTICS

	G/GS	UT	AT	TM	TFL	SACKS	INT	PBU	FR	FF
2024 ^	10/10	23	15	38	5-36	3.5-29	0-0	3	0-0	1
2025 #	7/0	6	8	14	1.5-6	1.0-5	0-0	1	0-0	0
Career	17/10	29	23	52	6.5-42	4.5-34	0-0	4	0-0	1

^ = at Air Force | # = at Michigan State

SANTIAGO'S GAME-BY-GAME STATISTICS

2024: Air Force

DEFENSE	UT	AT	TM	TFL	SACKS	INT	PBU	FR	FF
Merrimack	3	3	6	0.5-2	0-0	0-0	1	0-0	1
San Jose State	3	1	4	0-0	0-0	0-0	1	0-0	0
Baylor	1	0	1	0-0	0-0	0-0	0	0-0	0
Wyoming	1	0	1	0-0	0-0	0-0	0	0-0	0
Navy				-DNP-					
New Mexico				-DNP-					
Colorado State	2	3	5	0-0	0-0	0-0	0	0-0	0
Army	4	0	4	1-5	0-0	0-0	0	0-0	0
Fresno State	1	0	1	1-13	1-13	0-0	0	0-0	0
Oregon State	1	5	6	1.5-7	1.5-7	0-0	1	0-0	0
Nevada	3	3	6	1-9	1-9	0-0	0	0-0	0
San Diego State	3	0	3	0-0	0-0	0-0	0	0-0	0
Totals	23	15	38	5-36	3.5-29	0-0	3	0-0	0

2025: Michigan State

DEFENSE	UT	AT	TM	TFL	SACKS	INT	PBU	FR	FF
Western Michigan	1	1	2	0-0	0-0	0-0	0	0-0	0
Boston College	0	2	2	0.5-1	0-0	0-0	1	0-0	0
Youngstown State	0	0	0	0-0	0-0	0-0	0	0-0	0
USC	1	0	1	0-0	0-0	0-0	0	0-0	0
Nebraska	3	0	3	1.0-5	1.0-5	0-0	0	0-0	0
UCLA	1	4	5	0-0	0-0	0-0	0	0-0	0
Indiana	0	1	1	0-0	0-0	0-0	0	0-0	0
Totals	6	8	14	1.5-6	1.0-5	0-0	1	0-0	0



2025 SPARTAN FOOTBALL GAME NOTES



86

BLAKE
SISLO

DEXTER, MICH.
DEXTER HS
DAVENPORT (2021-23)

SR-5 | K 6-0 | 185 | TR

CAREER NOTES: Fifth-year senior kicker joined the Spartans during preseason camp . . . previously attended Davenport and played for the Panthers from 2021-23, but did not see any action . . . did not play during the 2024 season . . . his father, Mike, played defensive back at Michigan State under Coach George Perles (1992-94).

2025 SEASON (REDSHIRT SENIOR): Is 6-of-6 on PATs in splitting placekicking duties through three games, the first three games of his collegiate career, after transferring to MSU from Davenport, where he did not see any game action . . . had one kickoff in the Youngstown State game . . . successfully connected on all three PATs in Boston College contest . . . made his collegiate debut and he split the uprights on all three of his extra points for the Spartans against Western Michigan.

SISLO'S CAREER HIGHS

Extra Points Made 3, twice (last vs. Boston College, 9/6/25)

Extra Points Att..... 3, twice (last vs. Boston College, 9/6/25)

SISLO'S STATISTICS

SCORING	PAT (Pct.)	FG (Pct.)	PTS	LG
2025	6-6 (1.000)	0-0 (.000)	6	-
Career	6-6 (1.000)	0-0 (.000)	6	-

KICKOFFS	NO.	YDS.	AVG.	TB
2025	1	43	43.0	0

SISLO'S GAME-BY-GAME STATISTICS

2025: Michigan State

OPPONENT	PATs	FGs	LG	PTS
Western Michigan	3-3	0-0	-	3
Boston College	3-3	0-0	-	3
Youngstown State	0-0	0-0	-	-
USC	-DNP-	-DNP-	-	-
Nebraska	-DNP-	-DNP-	-	-
UCLA	-DNP-	-DNP-	-	-
Indiana	-DNP-	-DNP-	-	-
Totals	6-6	0-0	-	6

KICKOFFS	NO.	YDS.	AVG.	TB
Western Michigan	0	0	0	0
Boston College	0	0	0	0
Youngstown State	1	43	43.0	0
USC	-DNP-	-DNP-	-	-
Nebraska	-DNP-	-DNP-	-	-
UCLA	-DNP-	-DNP-	-	-
Indiana	-DNP-	-DNP-	-	-
Totals	1	43	43.0	0



19

ARMORION
SMITH

DETROIT, MICH.
RIVER ROUGE HS
CINCINNATI (2021-22)

R-SR | DB 6-1 | 212 | 2L

CAREER NOTES: Fifth-year senior enters his third year at Michigan State . . . defensive back has played in 30 collegiate games (12 at Cincinnati in 2022; 18 at MSU in 2023-25), with five starts (all in 2025) . . . has recorded 51 career tackles, two interceptions, one forced fumble, one fumble recovery and one official pass break-up, while adding another uncredited PBU on a two-point conversion in Boston College game . . . nominated for the 2024 Capital One Orange Bowl-FWAA Courage Award . . . named to the 2025 Comeback Player of the Year Watch List.

2025 SEASON (REDSHIRT SENIOR): Has made first five career starts of collegiate career in playing in all seven games, tallying 25 tackles, which ranks second among defensive backs and fifth overall on the defense, adding one interception, one forced fumble, one fumble recovery and one unofficial pass break-up, in 326 defensive snaps, which ranks third among defensive backs and fifth overall on the defense, adding 47 special teams snaps . . . has posted three or more stops in four games, while logging five or more in three games . . . started game at Indiana and registered five tackles, while playing 47 defensive snaps and six special teams plays . . . started UCLA contest and notched six stops, while charting 61 defensive snaps and 10 defensive plays . . . opened game at Nebraska in defensive backfield and tallied two tackles, charting 54 of the 55 defensive snaps, ranking tops among defensive backs and second overall on the defense, while adding 10 special teams plays . . . notched three tackles in game at USC, adding one forced fumble, the first of his career, which was recovered by teammate Grady Kelly, setting up offense at the USC 32 for a TD drive to close to 31-24 late in third quarter, while playing in 36 defensive snaps, along with seven special teams snaps . . . snared first interception as a Spartan and second of career, in snagging oskie in Youngstown State game, while playing in 14 defensive snaps . . . logged a career-high eight tackles in the Boston College game and had his first career fumble recovery . . . he also had an unofficial pass break-up on BC's two-point conversion in 2OT, setting up MSU's game-winning TD and walk-off two-point conversion . . . recovered fumble in end zone after teammate Jordan Hall forced BC fumble at the goalline . . . made first start of collegiate career in season opener vs. Western Michigan at safety and was the honorary game captain, notching one tackle, in posting 41 snaps, ranking second among defensive backs and ranking fourth overall on the defense.

A. SMITH'S CAREER HIGHS

Tackles: 8#, vs. Boston College (9/6/25)

Interceptions: 1^#, twice (last vs. Youngstown State, 9/13/25)

Pass Break-ups: 1#, vs. Washington (9/16/23)

Forced Fumble: 1#, vs. USC (9/20/25)

Fumble Recovery: 1#, vs. Boston College (9/6/25)

A. SMITH'S STATISTICS

	G/GS	UT	AT	TM	TFL	SACKS	INT	PBU	FR	FF
2022 ^	12/0	18	2	20	0-0	0-0	1-20	0	0-0	0
2023 #	4/0	2	0	2	0-0	0-0	0-0	1	0-0	0
2024 #	7/0	3	1	4	0-0	0-0	0-0	0	0-0	0
2025 #	7/5	15	10	25	0-0	0-0	1-0	0	1-0	1
MSU Totals	18/5	20	11	31	0-0	0-0	1-0	1	1-0	1
Career	30/5	38	13	51	0-0	0-0	2-20	1	1-0	1

^ = at Cincinnati | # = at Michigan State

A. SMITH'S GAME-BY-GAME STATISTICS

2025: Michigan State

DEFENSE	UT	AT	TM	TFL	SACKS	INT	PBU	FR	FF
Western Michigan	1	0	1	0-0	0-0	0-0	0	0-0	0
Boston College	4	4	8	0-0	0-0	0-0	0	1-0	0
Youngstown State	0	0	0	0-0	0-0	1-0	0	0-0	0
USC	3	0	3	0-0	0-0	0-0	0	0-0	1
Nebraska	1	1	1	0-0	0-0	0-0	0	0-0	0
UCLA	2	4	6	0-0	0-0	0-0	0	0-0	0
Indiana	4	1	5	0-0	0-0	0-0	0	0-0	0
Totals	15	10	25	0-0	0-0	1-0	0	1-0	1

2025 SPARTAN FOOTBALL GAME NOTES



CAREER NOTES: Graduate transfer edge defender from Texas Tech . . . has played in 30 games, with 26 career starts (played in 23 games, including eight starts, for the Red Raiders (11 games in 2022, 12 games in 2024); played and started all seven games for the Spartans in 2025 . . . has 59 tackles, 6.5 tackles for loss (32 yards) and 3.5 sacks (26 yards) in his collegiate career (logged 45 tackles, 6.5 tackles for loss (32 yards) and 3.5 sacks (26 yards) at TTU; has 12 tackles at MSU) . . . graduated from Texas Tech in December 2024 with a bachelor's degree in university studies . . . joined the program over the summer.

2025 SEASON (REDSHIRT SENIOR): Has started all seven games of his Spartan career, registering 14 tackles in recording 150 snaps . . . was starting edge in game at Indiana, tallying two tackles, while charting 20 snaps . . . opened UCLA contest at edge and logged season-high four stops, in logging 29 snaps . . . drew start at edge in game at Nebraska, tallying two tackles in charting 27 defensive plays . . . started game at USC and notched three stops in 22 snaps . . . opened Youngstown State game at defensive end, logging 15 snaps . . . started at defensive end in Boston College game, charting one tackle in 23 snaps . . . made Spartan debut in starting season opener vs. Western Michigan on defensive line, tallying two tackles in notching 14 snaps.

I. SMITH'S CAREER HIGHS

Tackles: 7[^], vs. Iowa State (11/2/24)

Tackles For Loss: 2.0[^], vs. Ole Miss (12/28/22)

Sacks: 1.5, vs. Arkansas (12/27/24)

I. SMITH'S STATISTICS

	G	UT	AT	TM	TFL	SACKS	INT	PBU	FR	FF
2022	11/2	9	5	14	3.0-5	1-2	0-0	0	1-0	0
2023					-DNP-INJURED-					
2024 [^]	12/6	15	16	31	3.5-27	2.5-24	0-0	0	0-0	0
2025 #	7/7	11	3	14	0-0	0-0	0-0	0	0-0	0
Career	30/15	35	24	59	6.5-32	3.5-26	0-0	0	1-0	0

[^] = at Texas Tech | # = at Michigan State

I. SMITH'S GAME-BY-GAME STATISTICS

2022: Texas Tech

DEFENSE	UT	AT	TM	TFL	SACKS	INT	PBU	FR	FF
Murray State	1	1	2	0-0	0-0	0-0	0	0-0	0
Houston				-DNP-					
NC State				-DNP-					
Texas	0	0	0	0-0	0-0	0-0	0	0-0	0
Kansas State	0	0	0	0-0	0-0	0-0	0	0-0	0
Oklahoma State	0	0	0	0-0	0-0	0-0	0	0-0	0
West Virginia	0	0	0	0-0	0-0	0-0	0	0-0	0
Baylor	0	0	0	0-0	0-0	0-0	0	0-0	0
TCU	0	1	1	0-0	0-0	0-0	0	0-0	0
Kansas	0	0	0	0-0	0-0	0-0	0	0-0	0
Iowa State	1	2	3	0-0	0-0	0-0	0	0-0	0
Oklahoma	3	1	4	1.0-2	0-0	0-0	0	0-0	0
Ole Miss	4	0	4	2.0-3	1-2	0-0	0	1-0	0
Totals	9	5	14	3.0-5	1-2	0-0	0	1-0	0

2024: Texas Tech

DEFENSE	UT	AT	TM	TFL	SACKS	INT	PBU	FR	FF
Abilene Christian	2	2	4	0.5-1	0-0	0-0	0	0-0	0
Washington State	2	1	3	1.0-15	1-15	0-0	0	0-0	0
North Texas	2	2	4	0-0	0-0	0-0	0	0-0	0
Arizona State	0	1	1	0-0	0-0	0-0	0	0-0	0
Cincinnati	1	1	2	0-0	0-0	0-0	0	0-0	0
Arizona				-DNP-INJURED-					
Baylor	1	0	1	0-0	0-0	0-0	0	0-0	0
TCU	1	2	3	0-0	0-0	0-0	0	0-0	0
Iowa State	3	4	7	0.5-2	0-0	0-0	0	0-0	0
Colorado	1	0	1	0-0	0-0	0-0	0	0-0	0
Oklahoma State	0	2	2	0-0	0-0	0-0	0	0-0	0
West Virginia	0	0	0	0-0	0-0	0-0	0	0-0	0
Arkansas	2	1	3	1.5-9	1.5-9	0-0	0	0-0	0
Totals	15	16	31	3.5-27	2.5-25	0-0	0	0-0	0

2025: Michigan State

DEFENSE	UT	AT	TM	TFL	SACKS	INT	PBU	FR	FF
Western Michigan	2	0	2	0-0	0-0	0-0	0	0-0	0
Boston College	1	0	1	0-0	0-0	0-0	0	0-0	0
Youngstown State	0	0	0	0-0	0-0	0-0	0	0-0	0
USC	2	1	3	0-0	0-0	0-0	0	0-0	0
Nebraska	2	0	2	0-0	0-0	0-0	0	0-0	0
UCLA	4	0	4	0-0	0-0	0-0	0	0-0	0
Indiana	0	2	2	0-0	0-0	0-0	0	0-0	0
Totals	11	1	12	0-0	0-0	0-0	0	0-0	0



2025 SPARTAN FOOTBALL GAME NOTES



23

DARIUS SNOW

FRISCO, TEXAS
HEBRON HS

GR-6 | LB 6-1 | 230 | 3L

CAREER NOTES: Sixth-year graduate senior and three-year letterwinner has played in 43 career games, including 12 starts (nine in 2021, one in 2022, two in 2024) . . . has 145 career tackles, including 9.0 TFLs (25 yards) and 1.0 sack (6 yards), logging first career sack this season . . . four-time Academic All-Big Ten, three-time Big Ten Distinguished Scholar and two-time Academic All-District honoree . . . named to National Football Foundation Hampshire Honor Society in 2025 . . . son of Eric Snow, who played basketball at Michigan State from 1991-95 and ranks fourth all-time in the Spartan record book with 599 career assists . . . Eric was a second-round NBA Draft selection by Milwaukee in 1995 and spent 13 seasons in the NBA (Seattle, 1995-98; Philadelphia, 1997-2004; Cleveland, 2004-08) . . . Darius' uncle, Percy Snow, was a four-year letterwinner (1986-89) and two-time All-America linebacker for the Spartans and is a member of the College Football Hall of Fame . . . graduated with his bachelor's degree in graphic design in May 2023 and a master's degree in strategic communication in December 2024 . . . also has a graduate certificate in media analytics . . . has worked with the MSU Athletics and football creative staffs in designing several projects, including the 2022 and 2023 schedule posters and several other projects.

2025 SEASON (REDSHIRT SENIOR): Has played in all seven games, tallying 18 tackles, which ranks fourth among defensive backs and seventh overall on the defense, adding 2.5 tackles for loss (11 yards) and 1.0 sack (6 yards), with 127 total defensive snaps and 80 special teams snaps . . . posted one stop in game at Indiana, logging limited number of defensive and special teams plays . . . notched three tackles in UCLA contest in charting 24 defensive snaps and eight special teams plays . . . tallied two tackles in game at Nebraska, but they were very impactful, with a tackle just before the first down marker on a fake punt early in the third quarter, getting the ball back to the offense, and adding a sack late in the third quarter, for first sack of career, while charting 18 defensive snaps and 11 special teams plays . . . notched three tackles in game at USC, in charting 40 defensive snaps and 13 special teams plays . . . was in on limited action on both defense and special teams in the Youngstown State game . . . the 1.5 TFL came in Boston College contest, single-handedly topping last season's total of 1.0 TFL in a single game . . . tallied a career-high tying 1.5 tackles for loss in Boston College game, his third career game with 1.5 TFL, but first since 2021, last coming vs. Purdue 11/6/21), finishing with seven stops, in 26 snaps . . . tallied two tackles in the season opener vs. Western Michigan, with one tackle coming on defense and one on punt coverage, notching 12 snaps on defense and was also on special teams.

SNOW'S CAREER HIGHS

Tackles: 16, vs. Ohio State (11/20/21)

Tackles For Loss: 1.5, three times (last vs. Boston College, 9/6/25)

Interception: 1, vs. Indiana (10/16/21)

Pass Break-Up: 1, three times (last vs. Penn State, 11/27/21)

Fumble Recovery: 1, vs. Purdue (11/6/21)

SNOW'S STATISTICS

	G/GS	UT	AT	TM	TFL	SACKS	INT	PBU	FR	FF
2020	6/0	2	1	3	0-0	0-0	0-0	0	0-0	0
2021	13/9	61	26	87	5.5-13	0-0	1-10	3	1-0	0
2022	1/1	1	1	2	0-0	0-0	0-0	0	0-0	0
2023	4/0	2	4	6	0-0	0-0	0-0	0	0-0	0
2024	12/2	11	18	29	1.0-1	0-0	0-0	0	0-0	0
2025	7/0	9	9	18	2.5-11	1.0-6	0-0	0	0-0	0
Career	43/12	86	59	145	9.0-25	1.0-6	1-10	3	1-0	0

SNOW'S GAME-BY-GAME STATISTICS

2020: Michigan State

DEFENSE	UT	AT	TM	TFL	SACKS	INT	PBU	FR	FF
Rutgers				-DNP-					
Michigan	2	1	3	0-0	0-0	0-0	0	0-0	0
Iowa	0	0	0	0-0	0-0	0-0	0	0-0	0
Indiana	0	0	0	0-0	0-0	0-0	0	0-0	0
Northwestern	0	0	0	0-0	0-0	0-0	0	0-0	0
Ohio State	0	0	0	0-0	0-0	0-0	0	0-0	0
Penn State	0	0	0	0-0	0-0	0-0	0	0-0	0
Totals	2	1	3	0-0	0-0	0-0	0	0-0	0

SNOW'S GAME-BY-GAME STATISTICS (CONT'D)

2021: Michigan State

DEFENSE	UT	AT	TM	TFL	SACKS	INT	PBU	FR	FF
Northwestern	2	1	3	1.0-4	0-0	0-0	1	0-0	0
Youngstown State	3	1	4	0-0	0-0	0-0	0	0-0	0
Miami	3	1	4	1.5-4	0-0	0-0	0	0-0	0
Nebraska	1	1	2	0-0	0-0	0-0	0	0-0	0
Western Kentucky	2	3	5	0-0	0-0	0-0	0	0-0	0
Rutgers	6	3	9	0-0	0-0	0-0	0	0-0	0
Indiana	3	3	6	0-0	0-0	1-10	0	0-0	0
Michigan	6	4	10	0-0	0-0	0-0	0	0-0	0
Purdue	11	2	13	1.5-2	0-0	0-0	0	1-0	0
Maryland	6	1	7	0-0	0-0	0-0	1	0-0	0
Ohio State	13	3	16	1.0-2	0-0	0-0	0	0-0	0
Penn State	5	2	7	0.5-1	0-0	0-0	1	0-0	0
Pittsburgh	0	1	1	0-0	0-0	0-0	0	0-0	0
Totals	61	26	87	5.5-13	0-0	1-10	3	1-0	0

2022: Michigan State

DEFENSE	UT	AT	TM	TFL	SACKS	INT	PBU	FR	FF
Western Michigan	1	1	2	0-0	0-0	0-0	0	0-0	0
Totals	1	1	2	0-0	0-0	0-0	0	0-0	0

2023: Michigan State

DEFENSE	UT	AT	TM	TFL	SACKS	INT	PBU	FR	FF
Central Michigan				-DNP-INJURED-					
Richmond				-DNP-INJURED-					
Washington	0	2	2	0-0	0-0	0-0	0	0-0	0
Maryland	0	0	0	0-0	0-0	0-0	0	0-0	0
Iowa	2	1	3	0-0	0-0	0-0	0	0-0	0
Rutgers	0	1	1	0-0	0-0	0-0	0	0-0	0
Michigan				-DNP-INJURED-					
Minnesota				-DNP-INJURED-					
Nebraska				-DNP-INJURED-					
Ohio State				-DNP-INJURED-					
Indiana				-DNP-INJURED-					
Penn State				-DNP-INJURED-					
Totals	2	4	6	0-0	0-0	0-0	0	0-0	0

2024: Michigan State

DEFENSE	UT	AT	TM	TFL	SACKS	INT	PBU	FR	FF
Florida Atlantic	2	1	3	0-0	0-0	0-0	0	0-0	0
Maryland	1	2	3	0-0	0-0	0-0	0	0-0	0
Prairie View A&M	0	1	1	0-0	0-0	0-0	0	0-0	0
Boston College	0	1	1	0-0	0-0	0-0	0	0-0	0
Ohio State	0	0	0	0-0	0-0	0-0	0	0-0	0
Oregon	0	3	3	0-0	0-0	0-0	0	0-0	0
Iowa	4	1	5	0.5-1	0-0	0-0	0	0-0	0
Michigan	1	1	2	0-0	0-0	0-0	0	0-0	0
Indiana	0	1	1	0-0	0-0	0-0	0	0-0	0
Illinois	3	4	7	0-0	0-0	0-0	0	0-0	0
Purdue	0	2	2	0.5-0	0-0	0-0	0	0-0	0
Rutgers	0	1	1	0-0	0-0	0-0	0	0-0	0
Totals	11	18	29	1.0-1	0-0	0-0	0	0-0	0

2025: Michigan State

DEFENSE	UT	AT	TM	TFL	SACKS	INT	PBU	FR	FF
Western Michigan	1	1	2	0-0	0-0	0-0	0	0-0	0
Boston College	4	3	7	1.5-5	0-0	0-0	0	0-0	0
Youngstown State	0	0	0	0-0	0-0	0-0	0	0-0	0
USC	2	1	3	0-0	0-0	0-0	0	0-0	0
Nebraska	2	0	2	1.0-6	1.0-6	0-0	0	0-0	0
UCLA	0	3	3	0-0	0-0	0-0	0	0-0	0
Indiana	0	1	1	0-0	0-0	0-0	0	0-0	0
Totals	9	8	17	2.5-11	1.0-6	0-0	0	0-0	0

2025 SPARTAN FOOTBALL GAME NOTES



CAREER NOTES: Three-year letterwinner has played in 33 games with 24 starts at safety the past four seasons (2022-25) for the Spartans . . . has started last 16 games played in, having missed last three games of 2024 season with an injury after starting first nine games, before returning to starting lineup in 2025 opener and starting all seven games this season . . . has 150 career tackles, 6.0 tackles for loss (26 yards), 2.0 sacks (21 yards), 11 pass break-ups, with one interception and two forced fumbles . . . two-time Academic All-Big Ten honoree.

2025 SEASON (SENIOR): Has started all seven games at safety, registering 29 tackles with 3.0 tackles for loss (22 yards), on 2.0 sacks (21 yards), with a team-lead tying three pass break-ups, along with one forced fumble, in charting 362 snaps, which ranks second among defensive backs and third overall on defense . . . has played 50+ snaps in five of the seven games . . . has two games with five or more stops . . . started in defensive backfield in game at Indiana, tallying 35 snaps, before leaving game with an injury . . . started UCLA contest and tallied four tackles, including 1.0 tackle for loss and one forced fumble, in charting a team-high 70 of the 71 defensive snaps . . . started game at Nebraska at safety and stuffed stat sheet with four tackles, including 1.0 tackles for loss (7 yards) on 1.0 sack (7 yards) and added a pass break-up, in charting 53 of the 55 defensive snaps, ranking second among defensive backs and third overall on the defense . . . started USC game and shared top honors with a season-high seven tackles, and also recorded a career-high two pass break-ups for first two PBUs of the season, in playing 60 snaps, which was second both among defensive backs and overall on defense . . . opened Youngstown State game at safety, tallying two tackles in logging 37 snaps . . . started Boston College contest at safety, notching three tackles in 55 snaps, which was third among defensive backs and fifth overall on the defense . . . started season opener at safety vs. Western Michigan . . . notched five tackles including career-long 14-yard tackle for loss, coming on first career sack after forcing an intentional grounding penalty, in 52 snaps, which led defensive backs and ranked tied for second overall on defense.

SPENCER'S CAREER HIGHS

Tackles: 11, vs. Michigan (10/21/23)

Tackle For Loss: 1.0, four times (last vs. Nebraska, 10/4/25)

Sack: 1.0, twice (last vs. Nebraska, 10/4/25)

Interception: 1, vs. Oregon (10/4/24)

Pass Break-Up: 2, vs. USC (9/20/25)

Forced Fumble: 1, vs. Boston College (9/21/24)

SPENCER'S STATISTICS

	G/GS	UT	AT	TM	TFL	SACKS	INT	PBU	FR	FF
2022	5/0	1	4	5	0-0	0-0	0-0	0	0-0	0
2023	12/8	41	31	72	2.0-2	0-0	0-0	6	0-0	0
2024	9/9	28	16	44	1.0-2	0-0	1-0	2	0-0	1
2025	7/7	20	9	29	3.0-22	2.0-21	0-0	3	0-0	1
Career	33/24	90	60	150	6.0-26	2.0-21	1-0	11	0-0	2

SPENCER'S GAME-BY-GAME STATISTICS

2022: Michigan State

DEFENSE	UT	AT	TM	TFL	SACKS	INT	PBU	FR	FF
Michigan	0	0	0	0-0	0-0	0-0	0	0-0	0
Illinois	1	0	1	0-0	0-0	0-0	0	0-0	0
Rutgers	0	1	1	0-0	0-0	0-0	0	0-0	0
Indiana	0	3	3	0-0	0-0	0-0	0	0-0	0
Penn State	0	0	0	0-0	0-0	0-0	0	0-0	0
Totals	1	4	5	0-0	0-0	0-0	0	0-0	0

2023: Michigan State

DEFENSE	UT	AT	TM	TFL	SACKS	INT	PBU	FR	FF
Central Michigan	3	6	9	1.0-1	0-0	0-0	0	0-0	0
Richmond	1	0	1	0-0	0-0	0-0	1	0-0	0
Washington	2	5	7	0-0	0-0	0-0	0	0-0	0
Maryland	2	7	9	0-0	0-0	0-0	1	0-0	0
Iowa	7	1	8	0-0	0-0	0-0	1	0-0	0
Rutgers	2	0	2	0-0	0-0	0-0	1	0-0	0
Michigan	4	7	11	0-0	0-0	0-0	0	0-0	0
Minnesota	3	3	6	0-0	0-0	0-0	0	0-0	0
Nebraska	4	0	4	0-0	0-0	0-0	1	0-0	0
Ohio State	5	0	4	0-0	0-0	0-0	1	0-0	0
Indiana	7	2	9	1.0-1	0-0	0-0	0	0-0	0
Penn State	1	0	1	0-0	0-0	0-0	0	0-0	0
Totals	41	31	72	2.0-2	0-0	0-0	6	0-0	0

SPENCER'S GAME-BY-GAME STATISTICS (CONT'D)

2024: Michigan State

DEFENSE	UT	AT	TM	TFL	SACKS	INT	PBU	FR	FF
Florida Atlantic	0	1	1	0-0	0-0	0-0	0	0-0	0
Maryland	3	2	5	0-0	0-0	0-0	0	0-0	0
Prairie View A&M	1	2	3	0-0	0-0	0-0	1	0-0	0
Boston College	4	2	6	0-0	0-0	0-0	0	0-0	1
Ohio State	5	2	7	0.5-1	0-0	0-0	1	0-0	0
Oregon	4	3	7	0-0	0-0	1-0	0	0-0	0
Iowa	1	0	1	0-0	0-0	0-0	0	0-0	0
Michigan	7	3	10	0.5-1	0-0	0-0	0	0-0	0
Indiana	3	1	4	0-0	0-0	0-0	0	0-0	0
Illinois				-DNP-INJURED-					
Purdue				-DNP-INJURED-					
Rutgers				-DNP-INJURED-					
Totals	28	16	44	1.0-2	0-0	1-0	2	0-0	1

2025: Michigan State

DEFENSE	UT	AT	TM	TFL	SACKS	INT	PBU	FR	FF
Western Michigan	4	1	5	1.0-14	1.0-14	0-0	0	0-0	0
Boston College	0	3	3	0-0	0-0	0-0	0	0-0	0
Youngstown State	2	0	2	0-0	0-0	0-0	0	0-0	0
USC	6	1	7	0-0	0-0	0-0	2	0-0	0
Nebraska	2	2	4	1.0-7	1.0-7	0-0	1	0-0	0
UCLA	3	1	4	1.0-1	0-0	0-0	0	0-0	1
Indiana	3	1	4	0-0	0-0	0-0	0	0-0	0
Totals	20	9	29	3.0-22	2.0-21	0-0	3	0-0	1



2025 SPARTAN FOOTBALL GAME NOTES



4

ELIJAH
TAU-TOLLIVER

SPARKS, NEV.
REED HS
SACRAMENTO STATE (2021-24)

SR-5 | RB 6-1 | 211 | TR

CAREER NOTES: Transfer running back from Sacramento State has one season of eligibility remaining . . . enrolled at Michigan State in January 2025 and competed in spring practice . . . has played in 48 career games with 14 starts (played in 41 games at Sac State (2021-24), with 14 starts; played in six games at MSU) . . . has 1,612 career rushing yards (rushed for 1,538 yards and 14 TDs for the Hornets; has 74 yards on 21 carries with one TD with the Spartans) . . . has accumulated over 3,100 all-purpose yards in his collegiate career (3,120 all-purpose yards on 1,612 rushing; 1,078 kick return; 424 receiving; 6 punt return), becoming the 39th active player in NCAA football with 3,000 all-purpose yards . . . has six career 100-yard rushing games (all at Sac State) . . . ranks among Sacramento State's all-time leaders in kick returns (42 returns for 1,038 yards) . . . has scored 18 total touchdowns (scored 14 rushing, two receiving, one kick return at Sac State; has one rushing TD at MSU) . . . has also collected 22 tackles on special teams (13 solo, nine assists).

2025 SEASON (REDSHIRT SENIOR): Has played in all seven games, with 21 rushes for 74 yards and one TD, adding four receptions for 35 yards and two kick returns for 25 yards . . . logged five carries for 13 yards in game at Indiana, adding season-highs of three catches for 30 yards . . . had one rush for 2 yards and added first catch of season for 5 yards, in UCLA contest . . . was in on limited offensive and special teams plays at Nebraska . . . tallied two carries for four yards in game at USC . . . scored his first TD as a Spartan with a 22-yard scamper in the fourth quarter of the Youngstown State game, part of four carries for 37 yards . . . had one carry for 1 yard and one kick return for 8 yards in Boston College game, having a 7-yard scamper to the endzone for a TD nullified late in the fourth quarter on a penalty, that would have given MSU 30-24 lead, as Spartans were pushed back and later made a field goal to take a 27-24 advantage . . . made Spartan debut in season opener vs. Western Michigan, notching eight carries for 17 yards.

TAU-TOLLIVER'S CAREER HIGHS

Rushing Attempts: 22[^], vs. San José State (8/29/24)
Rushing Yards: 141[^], vs. Weber State (10/19/24)
Rushing TDs: 3[^], vs. Weber State (10/19/24)
Longest Rush: 70[^], vs. Weber State (10/19/24)
Receptions: 11[^], vs. Weber State (10/19/24)
Receiving Yards: 85[^], vs. Weber State (10/19/24)
Receiving TDs: 1[^], twice (last vs. UC Davis, 11/23/24)
Longest Reception: 30[^], vs. Eastern Washington (10/12/24)
All-Purpose Yards: 226[^], vs. Weber State (10/19/24)
Longest Kick Return: 95[^], vs. Richmond (12/3/22)

TAU-TOLLIVER'S STATISTICS

RUSHING	G/GS	ATT	YDS.	AVG.	TD	LG	YPG
2021 [^]	4/0	3	9	3.0	0	3	2.3
2022 [^]	13/0	24	192	8.0	0	22	14.8
2023 [^]	13/3	64	387	6.0	7	53	29.8
2024 [^]	11/11	184	950	5.2	7	70	86.4
2025 #	7/0	21	74	3.5	1	22	10.6
Career	48/14	296	1,612	3.5	15	70	33.6

RECEIVING	REC.	YDS.	AVG.	TD	LG	YPG
2021 [^]	0	0	0.0	0	0	0.0
2022 [^]	3	34	11.3	0	15	2.6
2023 [^]	7	38	5.4	0	11	2.9
2024 [^]	38	317	8.3	2	30	28.8
2025 #	4	35	8.8	0	18	5.0
Career	52	424	8.2	2	30	8.8

TAU-TOLLIVER'S STATISTICS (CONT'D)

KICKOFF RETURNS	ATT	YDS.	AVG.	TD	LG
2021 [^]	0	0	0.0	0	0
2022 [^]	24	639	26.6	1	95
2023 [^]	18	414	23.0	0	44
2024 [^]	0	0	0.0	0	0
2025 #	2	25	12.5	0	17
Career	45	1,078	24.0	1	95

ALL PURPOSE	RUSH	REC	PR	KR	TOTAL	YPG
2021 [^]	9	0	0	0	9	2.3
2022 [^]	192	34	0	639	865	66.5
2023 [^]	387	38	6	414	845	65.0
2024 [^]	950	317	0	0	1,267	115.1
2025 #	74	35	0	25	134	19.1
Totals	1,612	424	6	1,078	3,120	65.0

DEFENSE	UT	AT	TM	TFL	SACKS	INT	PBU	FR	FF
2021 [^]	5	2	7	0-0	0-0	0-0	0	0	0
2022 [^]	3	4	7	0-0	0-0	0-0	0	0	0
2023 [^]	4	1	5	0-0	0-0	0-0	0	0	0
2024 [^]	0	2	2	0-0	0-0	0-0	0	0	0
2025 #	1	0	1	0-0	0-0	0-0	0	0	0
Career	13	9	22	0-0	0-0	0-0	0	0	0

[^] = at Sacramento State | # = at Michigan State

TAU-TOLLIVER'S GAME-BY-GAME STATISTICS

2022: Sacramento State

RUSHING	ATT	YDS	TD	LG
Utah Tech	8	71	0	71
Northern Iowa	0	0	0	0
Colorado State	2	11	0	7
Cal Poly	3	10	0	6
Northern Colorado	0	0	0	0
Eastern Washington	6	57	0	22
Montana	0	0	0	0
Idaho	0	0	0	0
Weber State	1	8	0	8
Portland State	2	16	0	16
UC Davis	1	2	0	2
Richmond	0	-1	0	0
Incarnate Word	1	18	0	18
Totals	24	192	0	22

2023: Sacramento State

RUSHING	ATT	YDS	TD	LG
Nicholls	8	23	0	11
Texas A&M-Commerce	7	59	0	13
Stanford	1	1	1	1
Idaho	2	3	0	3
Northern Arizona	4	9	1	3
Northern Colorado	3	16	0	16
Montana State	8	100	2	53
Idaho State	8	14	1	10
Montana State	5	18	0	8
Cal Poly	9	99	2	38
UC Davis	1	0	0	-4
North Dakota	5	39	0	19
South Dakota	3	10	0	7
Totals	64	387	7	53

2024: Sacramento State

RUSHING	ATT	YDS	TD	LG
San José State	22	110	2	22
Fresno State	14	74	0	26
Nicholls	21	111	1	20
Texas A&M-Commerce	20	127	0	33
Northern Arizona	16	69	0	17
Eastern Washington	18	94	0	10
Weber State	19	141	3	70
Idaho State	11	100	1	35
Portland State	-DNP-INJURED-			
Montana State	13	43	0	9
Cal Poly	13	33	0	6
UC Davis	17	48	0	7
Totals	184	950	7	70

2025 SPARTAN FOOTBALL GAME NOTES



TAU-TOLLIVER'S STATISTICS (CONT'D)

2025: Michigan State

RUSHING	ATT	YDS	TD	LG
Western Michigan	8	17	0	6
Boston College	1	1	0	1
Youngstown State	4	37	1	22
USC	2	4	0	3
Nebraska	0	0	0	0
UCLA	1	2	0	2
Indiana	5	13	0	9
Totals	21	74	1	22

2024: Sacramento State

RECEIVING	NO.	YDS	TD	LG
San José State	2	21	0	13
Fresno State	3	10	0	6
Nicholls	2	4	0	5
Texas A&M-Commerce	3	23	1	16
Northern Arizona	3	9	0	7
Eastern Washington	2	50	0	30
Weber State	11	85	0	27
Idaho State	1	16	0	16
Portland State	-DNP-INJURED-			
Montana State	0	0	0	0
Cal Poly	5	29	0	11
UC Davis	6	70	1	21
Totals	38	317	2	30

2025: Michigan State

RECEIVING	NO.	YDS	TD	LG
Western Michigan	0	0	0	0
Boston College	0	0	0	0
Youngstown State	0	0	0	0
USC	0	0	0	0
Nebraska	0	0	0	0
UCLA	1	5	0	5
Indiana	3	30	0	18
Totals	4	35	0	23



CAREER NOTES: Third-year defensive lineman and two-year letterwinner has played in 26 games with 21 starts (had streak of starting 16 consecutive games, from end of 2023 to 2025, with four in 2023, 12 in 2024, before streak came to a close by not starting 2025 season-opener vs. Western Michigan, but returned to starting line-up for Boston College, Youngstown State, USC, Nebraska and Indiana games) . . . has recorded 52 career tackles, 12.0 tackles for loss (51 yards) and 4.0 sacks (22 yards), adding three pass break-ups and one forced fumble . . . named Michigan State's 2025 nominee for the inaugural Big Ten Jackie Robinson Community & Impact Award, which was established in 2025 to recognize student-athletes at Big Ten institutions who strive to have a positive impact not only in their chosen sport, but also within their community . . . in addition to receiving Academic All-Big Ten, Academic All-District and Big Ten Distinguished Scholar recognition in 2024-25, has also organized a youth camp in his hometown of Detroit the past two summers that supports anti-gun violence initiatives, and he has also hosted a "Cleats 4 Kids" camp in Lansing.

2025 SEASON (JUNIOR): Ranks fifth in the B1G and tied for 34th in the FBS in tackles for loss yards (40), along with ranking tied for 24th in the conference and just outside the top 100 in the country in tackles for loss (5.5), in addition to 19th in the league and also just out of the top 100 in the nation in TFL/game (0.92) . . . played in first five games, with four starts (Nebraska, USC, Youngstown State and Boston College), before missing UCLA game with an injury, but returned to both action and the starting line-up in game at Indiana . . . has posted 16 tackles, which is second among defensive linemen and tied for eighth overall, while leading defense with 5.5 tackles for loss (40 yards) and 2.0 sacks (17 yards), which is tied for the team lead, with one pass break-up and three QB hurries, in logging 198 snaps, which is second among defensive linemen and ranks eighth overall on defense . . . returned to action and the starting line-up in the game at Indiana, tallying one tackle for loss, coming on Indiana's first offensive play, in charting 24 snaps . . . missed UCLA game with an injury . . . opened game at Nebraska at defensive end and registered a season-high and career-best tying five tackles, posting a season-best and tied his career-high with 2.0 tackles for loss, matching his career-best of 2.0 TFLs for the third time, last doing so in the 2023 meeting vs. Nebraska (11/4/23), and adding 1.0 sack, while recording 27 snaps . . . started game at USC at defensive end, logging one stop, one pass break-up and one QB hurry, while charting 47 snaps, which tied for the lead among defensive linemen and tied for fourth overall on the defense . . . drew start at defensive end in Youngstown State game, notching three tackles, with 1.0 tackle for loss and one QB hurry, posting 28 snaps, which ranked tied for second among defensive linemen and matched jersey number by ranking tied for ninth on defense . . . started Boston College contest and tallied three tackles in charting 42 plays, grading out at 74.2 total defense, according to PFF, which led entire defense, and grading out at 76.6 run defense, which was second among both D-linemen and overall defense . . . tallied three tackles in season opener vs. Western Michigan, including 1.5 tackle for loss and 1.0 sack . . . teamed with fellow junior defensive lineman Alex VanSumeren for a tackle for loss for a safety, to record a safety for MSU for the second-straight season-opener in WMU game, which was the MSU defense's first safety since D'Quan Douse in last year's season-opener vs. Florida Atlantic (Aug. 30) . . . added 1.0 sack and one QB hurry, in logging 30 snaps, which led the defensive linemen and ranked tied for seventh overall on the defense.

THOMPSON'S CAREER HIGHS

Tackles: 5, twice (last vs. Nebraska, 10/4/25)

Tackles For Loss: 2.0, three times (last vs. Nebraska, 10/4/25)

Sacks: 2.0, vs. Nebraska (11/4/23)

Forced Fumble: 1, vs. Nebraska (11/4/23)

Pass Break-Up: 1, three times (last vs. USC, 9/20/25)



2025 SPARTAN FOOTBALL GAME NOTES

THOMPSON'S STATISTICS

	G/GS	UT	AT	TM	TFL	SACKS	INT	PBU	FR	FF
2023	8/4	4	15	19	4.5-8	2.0-5	0-0	2	0-0	1
2024	12/12	7	10	17	2.0-3	0-0	0-0	1	0-0	0
2025	6/5	9	7	16	5.5-40	2.0-17	0-0	1	0-0	0
Totals	26/21	20	32	52	12.0-51	4.0-22	0-0	4	0-0	1

THOMPSON'S GAME-BY-GAME STATISTICS

2023: Michigan State

DEFENSE	UT	AT	TM	TFL	SACKS	INT	PBU	FR	FF
Central Michigan	0	0	0	0-0	0-0	0-0	0	0-0	0
Richmond	0	2	2	0-0	0-0	0-0	0	0-0	0
Washington				-DNP-					
Maryland				-DNP-					
Iowa				-DNP-					
Rutgers				-DNP-					
Michigan	1	3	4	0-0	0-0	0-0	0	0-0	0
Minnesota	2	1	3	2.0-2	0-0	0-0	0	0-0	0
Nebraska	1	4	5	2.0-5	2.0-5	0-0	0	0-0	1
Ohio State	0	2	2	0-0	0-0	0-0	0	0-0	0
Indiana	0	2	2	0.5-1	0-0	0-0	1	0-0	0
Penn State	0	1	1	0-0	0-0	0-0	1	0-0	0
Totals	4	15	19	4.5-8	2.0-5	0-0	2	0-0	1

2024: Michigan State

DEFENSE	UT	AT	TM	TFL	SACKS	INT	PBU	FR	FF
Florida Atlantic	0	1	1	0-0	0-0	0-0	0	0-0	0
Maryland	0	1	1	0-0	0-0	0-0	0	0-0	0
Prairie View A&M	0	1	1	0.5-1	0-0	0-0	0	0-0	0
Boston College	2	0	2	0-0	0-0	0-0	0	0-0	0
Ohio State	0	0	0	0-0	0-0	0-0	0	0-0	0
Oregon	0	1	1	0-0	0-0	0-0	0	0-0	0
Iowa	0	2	2	0.5-2	0-0	0-0	0	0-0	0
Michigan	0	2	2	0.5-0	0-0	0-0	0	0-0	0
Indiana	0	0	0	0-0	0-0	0-0	0	0-0	0
Illinois	3	1	4	0.5-0	0-0	0-0	0	0-0	0
Purdue	0	0	0	0-0	0-0	0-0	0	0-0	0
Rutgers	2	1	3	0-0	0-0	0-0	0	0-0	0
Totals	7	10	17	2.0-3	0-0	0-0	0	0-0	0

2025: Michigan State

DEFENSE	UT	AT	TM	TFL	SACKS	INT	PBU	FR	FF
Western Michigan	1	2	3	1.5-8	1.0-7	0-0	0	0-0	0
Boston College	0	3	3	0-0	0-0	0-0	0	0-0	0
Youngstown State	2	1	3	1.0-5	0-0	0-0	0	0-0	0
USC	1	0	1	0-0	0-0	0-0	1	0-0	0
Nebraska	4	1	5	2.0-25	1.0-10	0-0	0	0-0	0
UCLA				-DNP-INJURED-					
Indiana	1	0	1	0-0	0-0	0-0	1	0-0	0
Totals	8	7	15	4.5-38	2.0-17	0-0	1	0-0	0



CAREER NOTES: Second-year running back will compete for carries in the backfield during his second season in East Lansing in 2025.

2025 SEASON (SOPHOMORE): Ranks tied for 31st in the B1G in rushing TDs (2), along with tied for 36th in rushing yards/carry (4.00), 48th in rushing yards/game (20.0), 52nd in rushing yards (140), and tied for 49th in carries (35) . . . has played in all seven games, with 35 carries for 140 yards (4.0 ypc), with two TDs . . . adds six catches for 61 yards (10.2 ypc) . . . has two rushing scores through seven games this season, scoring the first of his career in the season-opener vs. Western Michigan and adding a TD in Youngstown State game . . . registered two carries for 3 yards and adding one catch for 10 yards in game at Indiana . . . tallied three carries for 5 yards and one catch for 11 yards in UCLA contest . . . had five carries for 4 yards along with one catch for a career-long 24 yards, setting up MSU TD on next play, in game at Nebraska . . . matched jersey number and career-high for second game in a row with seven carries for 16 yards in game at USC . . . matched both jersey number and career-high by tallying seven rushes for 31 yards and a TD, coming on a 4-yard scamper in the second stanza of the Youngstown State game . . . tallied four carries for 29 yards (7.2 ypc) with a long of 14 yards in Boston College game, adding one catch for 6 yards . . . scored the first TD of his Spartan career with a 12-yard run for MSU's opening score in the first quarter in the season opener vs. Western Michigan . . . finished with seven carries for 53 yards, also both career-bests, after just seven rushing attempts for 20 yards in 2024.

TULLIS' CAREER HIGHS

Rushing Attempts: 7, three times (last vs. USC, 9/20/25)

Rushing Yards: 52, vs. Western Michigan (8/29/25)

Rushing TD: 1, twice (last vs. Youngstown State, 9/13/25)

Longest Rush: 14, vs. Boston College (9/6/25)

Receiving Yards: 24, vs. Nebraska (10/4/25)

Longest Reception: 24, vs. Nebraska (10/4/25)

TULLIS' STATISTICS

RUSHING	G/GS	ATT	YDS.	AVG.	TD	LG	YPG
2024	8/0	7	20	2.9	0	9	2.5
2025	7/0	35	140	4.0	2	14	20.0
Career	15/0	42	160	3.8	2	14	10.7

TULLIS' GAME-BY-GAME STATISTICS

2025: Michigan State

RUSHING	ATT	YDS	TD	LG
Western Michigan	7	52	1	12
Boston College	4	29	0	14
Youngstown State	7	31	1	10
USC	7	16	0	8
Nebraska	5	4	0	5
UCLA	3	5	0	4
Indiana	2	3	0	5
Totals	35	140	2	14

RECEIVING	NO.	YDS	TD	LG
Western Michigan	0	0	0	0
Boston College	1	6	0	6
Youngstown State	2	10	0	6
USC	0	0	0	0
Nebraska	1	24	0	24
UCLA	1	11	0	11
Indiana	1	10	0	10
Totals	6	61	0	24

2025 SPARTAN FOOTBALL GAME NOTES



91

ALEX VANSUMEREN

BAY CITY, MICH.
GARBER HS

R-JR | DL 6-3 | 295 | 1L

CAREER NOTES: Fourth-year defensive lineman has played in 23 career games for the Spartans (four in 2022, 12 in 2024, six in 2025), with 19 consecutive career starts (12 in 2024, seven in 2025) . . . missed the entire 2023 season with an injury but started all 12 games in 2024 . . . has collected 50 career tackles, including 4.5 TFLs (14 yards) and 3.0 sacks (12 yards) . . . two-time Academic All-Big Ten selection . . . his older brother, Ben, lettered two seasons at Michigan State (2021-22) as a linebacker and is on the current active roster for the Philadelphia Eagles as a fullback; Ben is in his third season overall with the Eagles (2023-25) and won a Super Bowl ring last season.

2025 SEASON (REDSHIRT JUNIOR): Has started all seven games, extending starting streak to 19-straight games, posting 30 tackles with 2.0 tackles for loss (10 yards) with 1.5 sacks (10 yards), in 267 total snaps, which leads both interior defensive linemen and all defensive linemen, along with ranking seventh overall on the defense . . . had 19 tackles through first five games, which topped his 2024 season-output of 16 stops in 12 games played . . . has notched three or more tackles in six of the seven games as part of five or more stops in four games . . . has posted season-high tying and career-best matching six tackles in each of last two games (Indiana and UCLA), and in identical split with one solo stop to go with five tackle assists . . . started game at Indiana and logged season and career-high tying six tackles, in charting 41 defensive snaps . . . tied season and career-high with six stops and added 0.5 TFL on 0.5 sack (3 yards) in UCLA contest, starting on defensive line and charting 50 snaps . . . opened game at Nebraska on the defensive line and tallied four tackles, including career-high tying 1.0 tackle for loss (7 yards), on career-best matching 1.0 sack, in logging 34 defensive snaps . . . registered a career-high six tackles in game at USC, starting and playing 47 snaps, topping previous career-best of five stops vs. Western Michigan (8/29/25) in the season-opener . . . started Youngstown State game at defensive tackle and tallied three tackles in logging 28 tackles, which ranked tied for second among defensive linemen and tied for ninth overall on the defense . . . opened Boston College contest on the D-line and posted one stop in charting 40 snaps; named Spartan Defensive Player of the Game . . . started season opener vs. Western Michigan, posting a career-high five tackles, adding a 0.5 TFL in teaming with fellow junior defensive lineman Jalen Thompson for a tackle for loss for a safety, to record a safety for MSU for the second-straight season-opener in WMU game, which was the MSU defense's first safety since D'Quan Douse in last year's season-opener vs. Florida Atlantic (Aug. 30) . . . named Spartan Lineman of the Week vs. WMU.

VANSUMEREN'S CAREER HIGHS

Tackles: 6, three times (last vs. Indiana, 10/18/25)
Tackle For Loss: 1.0, three times (last vs. Nebraska, 10/4/25)
Sack: 1.0, twice (last vs. Nebraska, 10/4/25)

VANSUMEREN'S STATISTICS

	G/GS	UT	AT	TM	TFL	SACKS	INT	PBU	FR	FF
2022	4/0	0	3	3	0-0	0-0	0-0	0	0-0	0
2023					-DNP-INJURED-					
2024	12/12	12	4	16	2.5-4	1.5-2	0-0	0	0-0	0
2025	7/7	12	19	31	2.0-10	1.5-10	0-0	0	0-0	0
Career	23/19	24	26	50	4.5-14	3.0-12	0-0	0	0-0	0

VANSUMEREN'S GAME-BY-GAME STATISTICS

2024: Michigan State

DEFENSE	UT	AT	TM	TFL	SACKS	INT	PBU	FR	FF
Florida Atlantic	2	1	3	1.0-1	1.0-1	0-0	0	0-0	0
Maryland	0	0	0	0.0-0	0.0-0	0-0	0	0-0	0
Prairie View A&M	0	0	0	0.0-0	0.0-0	0-0	0	0-0	0
Boston College	0	0	0	0.0-0	0.0-0	0-0	0	0-0	0
Ohio State	2	0	2	0.0-0	0.0-0	0-0	0	0-0	0
Oregon	2	1	3	0.0-0	0.0-0	0-0	0	0-0	0
Iowa	0	0	0	0.0-0	0.0-0	0-0	0	0-0	0
Michigan	0	0	0	0.0-0	0.0-0	0-0	0	0-0	0
Indiana	1	0	1	0.0-0	0.0-0	0-0	0	0-0	0
Illinois	0	1	1	0.0-0	0.0-0	0-0	0	0-0	0
Purdue	2	1	3	0.5-1	0.5-1	0-0	0	0-0	0
Rutgers	3	0	3	1.0-2	0-0	0-0	0	0-0	0
Totals	12	4	16	1.5-2	1.5-2	0-0	0	0-0	0

2025: Michigan State

DEFENSE	UT	AT	TM	TFL	SACKS	INT	PBU	FR	FF
Western Michigan	1	4	5	0.5-0	0-0	0-0	0	0-0	0
Boston College	0	1	1	0-0	0-0	0-0	0	0-0	0
Youngstown State	2	1	3	0-0	0-0	0-0	0	0-0	0
USC	3	3	6	0-0	0-0	0-0	0	0-0	0
Nebraska	4	0	4	1.0-7	1.0-7	0-0	0	0-0	0
UCLA	1	5	6	0.5-3	0.5-3	0-0	0	0-0	0
Indiana	1	5	6	0-0	0-0	0-0	0	0-0	0
Totals	12	19	31	2.0-10	1.5-10	0-0	0	0-0	0



2025 SPARTAN FOOTBALL GAME NOTES



12

JACK VELLING

SEATTLE, WASH.
SEATTLE PREP HS
OREGON STATE (2022-23)

SR | TE 6-5 | 245 | 1L

- Mackey Award Watch List
- Senior Bowl Top 300 List

CAREER NOTES: Fourth-year tight end has played in 42 collegiate games (23 at Oregon State from 2022-23; 19 at MSU with 12 in 2024 and seven in 2025) . . . has started 34 career games (18 at Oregon State, 16 at MSU) . . . has 98 receptions for 1,273 yards and 14 touchdowns in his career, needing two receptions for the 100 career catches milestone . . . with 53 catches in his two years at MSU, has now topped his OSU total of 45 catches, as his total career catches of 94 is nearly split evenly with 45 at OSU and 53 at MSU . . . had 45 catches for 719 yards and 11 TDs at OSU; has 53 catches for 554 yards and three TDs at MSU . . . has six career games of 70+ yards of his college career, with three outings during his time at Oregon State (74 vs. Arizona State in 2022; 83 vs. UCLA and 71 vs. Arizona in back-to-back games in 2023) and three as Spartan (77 vs. both Boston College and vs. Rutgers in 2024; 70 yards vs. Youngstown State in 2025) . . . preseason All-Big Ten selection by The Athletic (second team), Phil Steele (third team) and Athlon Sports (third team) . . . father, Jerry, played college basketball at Santa Clara . . . grandfather, Roy, played college baseball at Gonzaga and Washington.

2025 SEASON (SENIOR): Ranks tied for third among Big Ten tight ends in TDs (2), while ranking eighth among tight ends in B1G in receptions (17), in addition to ranking 10th among the league's TEs in yards (143) and 38th among the conference's TE in yards/catch (8.4) . . . ranks tied for tied for 46th among all FBS tight ends in receptions and 71st in yards . . . has played in all seven games, with six starts . . . has 17 catches for 143 yards and two TDs, topping last season's TD total in 12 games . . . has logged 359 snaps, which leads the tight ends unit and ranks sixth overall on offense . . . 8-of-17 receptions (.471) have gone for first downs or TD . . . logged four catches, the most in a B1G game and second-most this season, in game at Indiana for 16 yards . . . tallied two catches for 16 yards in UCLA contest . . . snared three catches for 37 yards with one TD in game at Nebraska, with all three receptions going for first downs or TD, as first catch of game was a 2-yard TD catch from redshirt freshman quarterback Alessio Milivojevic in second quarter for Milivojevic's first career TD pass, and then adding first-down receptions on back-to-back catches in the fourth quarter, setting up MSU's final TD of the day, with a 16-yard pass on 2nd-and-10 from the MSU 40, and then a 19-yard catch on the next play to the NEB 25, while logging 58 total snaps . . . started game at USC and snared a 1-yard TD for first scoring reception of the season, in playing 41 snaps . . . opened Youngstown State game at tight end and after no catches in previous game, notched career-high tying six receptions for season-high 70 yards, with 3-of-6 going for first down . . . snared four in the second quarter alone, with two receptions coming on the same drive during one scoring drive early in the quarter, with the second catch setting up MSU at the YSU 3, as the Spartans punched it in two plays later . . . fourth catch of the second stanza went down to the YSU 1, and the Spartans again struck the end zone two plays later . . . started Boston College game, but was without a catch and was targeted once, in charting 60 snaps, which ranked third among non-offensive linemen and tied for fourth overall on offense . . . snared one catch for 3 yards in season opener vs. Western Michigan, going for a first down on 3rd-and-2, keeping MSU drive alive, leading to a TD on the Spartans' opening possession of the game . . . finished with 47 snaps.

VELLING'S CAREER HIGHS

Receptions: 6#, twice (last vs. Youngstown State, 9/13/25)

Receiving Yards: 83^, vs. UCLA (10/14/23)

Touchdown Catches: 3^, vs. California (10/7/23)

VELLING'S STATISTICS

RECEIVING	G/GS	REC.	YDS.	AVG.	TD	LG	YPG
2022 ^	11/7	16	281	17.6	3	60	25.5
2023 ^	12/11	29	438	15.1	8	41	36.5
2024 #	12/10	36	411	11.4	1	34	34.3
2025 #	7/6	17	143	8.4	2	23	20.4
MSU Totals	19/16	53	554	10.5	2	34	29.2
Career	42/34	98	1,273	13.0	14	60	30.3

^ at Oregon State / # = at Michigan State

VELLING'S GAME-BY-GAME STATISTICS

2022: Oregon State

RECEIVING	NO.	YDS	TD	LG
Boise State		-DNP-		
Fresno State		-DNP		
Montana State	1	7	0	7
USC	1	19	0	19
Utah	0	0	0	0
Stanford	1	18	0	18
Washington State	4	63	0	32
Colorado	1	60	1	60
Washington	1	4	0	4
California	2	15	1	13
Arizona State	3	74	1	35
Oregon	1	0	0	0
Florida	2	21	0	11
Total	16	281	3	60

2023: Oregon State

RECEIVING	NO.	YDS	TD	LG
San Jose State	3	20	1	14
UC Davis	0	0	0	0
San Diego State	2	51	0	31
Washington State	2	16	1	11
Utah	2	15	0	10
California	4	38	3	26
UCLA	3	83	2	41
Arizona	5	71	1	22
Colorado	3	69	0	27
Stanford	3	55	0	39
Washington	1	1	0	1
Oregon	1	19	0	19
Total	29	438	8	41

2024: Michigan State

RECEIVING	NO.	YDS	TD	LG
Florida Atlantic	1	15	0	15
Maryland	3	25	0	10
Prairie View A&M	2	42	0	34
Boston College	6	77	0	21
Ohio State	1	26	0	26
Oregon	6	53	0	20
Michigan	4	40	0	14
Indiana	2	22	0	11
Illinois	1	5	0	5
Purdue	1	11	0	11
Rutgers	5	77	1	23
Totals	36	411	1	34

2025: Michigan State

RECEIVING	NO.	YDS	TD	LG
Western Michigan	1	3	0	3
Boston College	0	0	0	0
Youngstown State	6	70	0	23
USC	1	1	1	1
Nebraska	3	37	1	19
UCLA	2	16	0	9
Indiana	4	16	0	9
Totals	17	143	1	23

2025 SPARTAN FOOTBALL GAME NOTES



2

AYDAN WEST
 GAITHERSBURG, MD.
 QUINCE ORCHARD HS
 FR | DB 5-11 | 190 | HS



6

ADE WILLIE
 BALTIMORE, MD.
 IMG ACADEMY
 SR | DB 6-1 | 190 | 3L

CAREER NOTES: First-year Spartan . . . enrolled at Michigan State in January 2025 and competed in spring practice . . . his brother, Elisha, is a redshirt freshman defensive back for the Spartans.

2025 SEASON (FRESHMAN): Has played in all seven games, with one start . . . made first start of collegiate career in UCLA game . . . has posted four tackles and one pass break-up, in charting 120 defensive snaps and 43 special teams plays . . . was in on 22 defensive plays and limited special teams plays in game at Indiana . . . made first start of college career in UCLA contest, collecting one tackle and first pass break-up of career, while charting 34 defensive snaps . . . logged one tackle in playing 26 defensive snaps and nine special teams plays in game at Nebraska . . . was in on limited defensive and special teams plays in game at USC . . . tallied season-high two tackles in Youngstown State game, playing 16 defensive snaps and seven special teams plays . . . saw limited action on defense and special teams in Boston College contest . . . made collegiate and Spartan debut in season-opener vs. Western Michigan, tallied 16 defensive snaps and five special teams plays.

A.WEST'S CAREER HIGHS

Tackles: 2, vs. Youngstown State (9/13/25)

Pass Break-Up: 1, vs. UCLA (10/11/25)

A.WEST'S STATISTICS

	G/GS	UT	AT	TM	TFL	SACKS	INT	PBU	FR	FF
2025	7/1	3	1	4	0-0	0-0	0-0	1	0-0	0

A.WEST'S GAME-BY-GAME STATISTICS

2025: Michigan State

DEFENSE	UT	AT	TM	TFL	SACKS	INT	PBU	FR	FF
Western Michigan	0	0	0	0-0	0-0	0-0	0	0-0	0
Boston College	0	0	0	0-0	0-0	0-0	0	0-0	0
Youngstown State	1	1	2	0-0	0-0	0-0	0	0-0	0
USC	0	0	0	0-0	0-0	0-0	0	0-0	0
Nebraska	1	0	1	0-0	0-0	0-0	0	0-0	0
UCLA	1	0	1	0-0	0-0	0-0	1	0-0	0
Indiana	0	0	0	0-0	0-0	0-0	0	0-0	0
Totals	3	1	4	0-0	0-0	0-0	1	0-0	0

CAREER NOTES: Three-year letterwinner has played in 30 games for the Spartans the past four seasons (2022-25) . . . has seven career starts (one in 2023, two in 2024, four in 2025) . . . has 34 career tackles.

2025 SEASON (SENIOR): Started first four games at nickelback, before missing last three games (at Indiana, vs. UCLA, at Nebraska) due to injury . . . has logged 16 tackles, including first 2.0 tackles for loss and one pass break-up of career, in posting 137 snaps, which ranks fifth among defensive backs and ninth overall on defense . . . has graded out at 73.8 run defense, ranking tops among defensive backs and seventh overall on defense according to PFF . . . started game at USC at nickelback and tallied two tackles while notching 27 snaps . . . opened Youngstown State game at nickelback and notched three tackles, in charting 33 snaps . . . had a career-game vs. Boston College, logging a new career-high with eight tackles, doubling previous career-best of three tackles, done three previous games, most recently last week vs. Western Michigan, in playing 47 defensive snaps . . . started season opener vs. Western Michigan at nickelback, tallying career-high tying three tackles, including career-best 2.0 tackles for loss (5 yards), for first-ever TFL of Spartan career, also posting first career pass break-up, adding one QB hurry, in 30 snaps.

WILLIE'S CAREER HIGHS

Tackles: 8, vs. Boston College (9/6/25)

Tackles For Loss: 2.0, vs. Western Michigan (8/29/25)

WILLIE'S STATISTICS

	G/GS	UT	AT	TM	TFL	SACKS	INT	PBU	FR	FF
2022	6/0	0	0	0	0-0	0-0	0-0	0	0-0	0
2023	10/1	2	4	6	0-0	0-0	0-0	0	0-0	0
2024	10/2	12	0	12	0-0	0-0	0-0	0	0-0	0
2025	4/4	8	8	16	2.0-5	0-0	0-0	1	0-0	0
Career	30/7	22	12	34	2.0-5	0-0	0-0	1	0-0	0

WILLIE'S GAME-BY-GAME STATISTICS

2024: Michigan State

DEFENSE	UT	AT	TM	TFL	SACKS	INT	PBU	FR	FF
Florida Atlantic	0	0	0	0-0	0-0	0-0	0	0-0	0
Maryland	3	0	3	0-0	0-0	0-0	0	0-0	0
Prairie View A&M	0	0	0	0-0	0-0	0-0	0	0-0	0
Boston College	0	0	0	0-0	0-0	0-0	0	0-0	0
Ohio State					-DNP-				
Oregon					-DNP-				
Iowa	1	0	1	0-0	0-0	0-0	0	0-0	0
Michigan	1	0	1	0-0	0-0	0-0	0	0-0	0
Indiana	1	0	1	0-0	0-0	0-0	0	0-0	0
Illinois	1	0	1	0-0	0-0	0-0	0	0-0	0
Purdue	2	0	2	0-0	0-0	0-0	0	0-0	0
Rutgers	3	0	3	0-0	0-0	0-0	0	0-0	0
Totals	12	0	12	0-0	0-0	0-0	0	0-0	0

2025: Michigan State

DEFENSE	UT	AT	TM	TFL	SACKS	INT	PBU	FR	FF
Western Michigan	1	2	3	2.0-5	0-0	0-0	1	0-0	0
Boston College	3	5	8	0-0	0-0	0-0	0	0-0	0
Youngstown State	2	1	3	0-0	0-0	0-0	0	0-0	0
USC	2	0	2	0-0	0-0	0-0	0	0-0	0
Nebraska					-DNP-INJURED-				
UCLA					-DNP-INJURED-				
Indiana					-DNP-INJURED-				
Totals	8	8	16	2.0-5	0-0	0-0	1	0-0	0



2025 SPARTAN FOOTBALL GAME NOTES



CAREER NOTES: First-year long snapper joined the program during the summer.

2025 SEASON (FRESHMAN): Has been primary long snapper in all six games, successfully snapping on 54 special teams plays with 22 PATs, 22 punts and 10 field goals attempts . . . snapped on three field goal attempts, one PAT and one punt in game at Indiana in cold, rainy and windy conditions . . . fired off five special teams snaps in UCLA contest with three punts and two PATs . . . snapped on five punts and three PATs in game at Nebraska . . . fired off nine special teams snaps in game at USC with four PATs, three punts and two FGs . . . successfully snapped on five PATs, two FGs and one punt in Youngstown State game . . . fired off nine special teams in Boston College game with four PATs, three punts and two FGs . . . made collegiate debut in season opener vs. Western Michigan, snapping on 10 special teams plays, with six punts, three PATs and one FG attempt.



2025-26 Michigan St. Football Combined Team Statistics All games

Page 1/3
as of Oct 21, 2025

Team Results

Date	Opponent		Score	Att.
08/29/2025	Western Mich.	W	23-6	71657
09/06/2025	Boston College	Wot2	42-40	70510
09/13/2025	Youngstown St.	W	41-24	71301
* 09/20/2025	at Southern California	L	31-45	67614
* 10/04/2025	at Nebraska	L	27-38	86496
* 10/11/2025	UCLA	L	13-38	72109
* 10/18/2025	at Indiana	L	13-38	55165

Rushing

Player	gp	att	gain	loss	net	avg	td	lg	avg/g
Makhi Frazier	7	94	414	30	384	4.1	2	28	54.9
Aidan Chiles	7	66	394	160	234	3.5	5	64	33.4
Brandon Tullis	7	35	155	15	140	4.0	2	14	20.0
Elijah Tau-Tolliver	7	21	84	10	74	3.5	1	22	10.6
Alessio Milivojevic	4	4	21	2	19	4.8	1	11	4.8
Rodney Bullard Jr.	7	2	8	2	6	3.0	1	8	0.9
Nick Marsh	7	1	6	0	6	6.0	0	6	0.9
Omari Kelly	7	3	8	3	5	1.7	0	8	0.7
Team	7	4	0	7	-7	-1.8	0	0	-1.0
Total	7	231	1090	229	861	3.7	12	64	123.0
Opponents	7	217	1068	149	919	4.2	11	66	131.3

Passing

Player	gp	effic	comp-att-int	pct	yds	td	lg	avg/g
Aidan Chiles	7	141.1	114-175-3	65.1	1262	10	75	180.3
Alessio Milivojevic	4	129.6	17-31-1	54.8	221	2	24	55.3
Omari Kelly	7	104.6	1-2-0	50.0	13	0	13	1.9
Total	7	139.1	132-208-4	63.5	1496	12	75	213.7
Opponents	7	161.8	150-215-3	69.8	1760	17	59	251.4

Receiving

Player	gp	no.	yds	avg	td	lg	avg/g
Nick Marsh	7	36	404	11.2	5	41	57.7
Omari Kelly	7	27	406	15.0	1	75	58.0
Jack Velling	7	17	143	8.4	2	23	20.4
Chrishon McCray	7	13	207	15.9	1	42	29.6
Makhi Frazier	7	12	25	2.1	0	12	3.6
Michael Masunas	7	10	115	11.5	2	28	16.4
Brandon Tullis	7	6	61	10.2	0	24	8.7
Elijah Tau-Tolliver	7	4	35	8.8	0	18	5.0
Evan Boyd	7	3	54	18.0	0	22	7.7
Jay Coyne	7	1	5	5.0	1	5	0.7
Rodney Bullard Jr.	7	1	17	17.0	0	17	2.4
Jayden Savoury	4	1	16	16.0	0	16	4.0
Bryson Williams	1	1	8	8.0	0	8	8.0
Total	7	132	1496	11.3	12	75	213.7
Opponents	7	150	1760	11.7	17	59	251.4

Game Records

Record	Overall	Home	Away	Neutral
ALL GAMES	3-4	3-1	0-3	0-0
CONFERENCE	0-4	0-1	0-3	0-0
NON-CONFERENCE	3-0	3-0	0-0	0-0

Team Statistics

	MSU	OPP
First Downs	134	135
Rushing	52	54
Passing	67	71
Penalty	15	10
Rushing Yardage	861	919
Rushing attempts	231	217
Average per rush	3.7	4.2
Average per game	123.0	131.3
TDs Rushing	12	11
Passing Yardage	1496	1760
Comp-Att-Int	132-208-4	150-215-3
Average per pass	7.2	8.2
Average per catch	11.3	11.7
Average per game	213.7	251.4
TDs Passing	12	17
Total offense	2357	2679
Average per play	5.4	6.2
Average per game	336.7	382.7
Kick returns: #-Yards	8-179	11-186
Punt returns: #-Yards	6-118	12-186
Int returns: #-Yards	3-0	4-44
Fumbles-Lost	9-4	8-2
Penalties-Yards	32-263	42-293
Punts-Avg	23-48.6	20-41.4
Time of possession / game	30:33	29:27
3rd-down conversion	35/89	39/85
4th-down conversion	10/19	8/15
PAT-attempts	(21-22) 95%	(28-28) 100%
2-point conversion-attempts	(1-2) 50%	(0-2) 0%

Interceptions

Player	no.	yds	avg	td	lg
Wayne Matthews	1	0	0.0	0	0
Armorian Smith	1	0	0.0	0	0
Jordan Hall	1	0	0.0	0	0
Total	3	0	0.0	0	0
Opponents	4	44	11.0	1	32



2025-26 Michigan St. Football Combined Team Statistics All games

Page 2/3
as of Oct 21, 2025

Field Goals

Player	fg	pct.	01-19	20-29	30-39	40-49	50-99	lg	blk
Martin Connington	7-9	77.8	0-0	3-3	3-3	0-0	1-3	50	0
Ryan Eckley	0-1	0.0	0-0	0-0	0-0	0-1	0-0	0	0
Opponents	7-10	70.0	0-0	3-3	3-5	1-2	0-0	47	0

Scoring

Player	td	fg	PAT				dpx	saf	pts
			kick	rush	rcv	pass			
Martin Connington	-	7-9	15-16	-	-	-	-	-	36
Aidan Chiles	5	-	-	-	-	1	-	-	30
Nick Marsh	5	-	-	-	-	-	-	-	30
Jack Velling	2	-	-	-	-	-	-	-	12
Michael Masunas	2	-	-	-	-	-	-	-	12
Makhi Frazier	2	-	-	-	-	-	-	-	12
Brandon Tullis	2	-	-	-	-	-	-	-	12
Omari Kelly	1	-	-	-	1	-	-	-	8
Elijah Tau-Tolliver	1	-	-	-	-	-	-	-	6
Blake Sislo	-	-	6-6	-	-	-	-	-	6
Chrishon McCray	1	-	-	-	-	-	-	-	6
Jay Coyne	1	-	-	-	-	-	-	-	6
Rodney Bullard Jr.	1	-	-	-	-	-	-	-	6
Alessio Milivojevic	1	-	-	-	-	-	-	-	6
Total	24	7-10	21-22	0	1	1	0	1	190
Opponents	30	7-10	28-28	0	0	0	0	0	229

Score by Periods

Team	1st	2nd	3rd	4th	OT	TOT
Michigan St.	38	48	54	35	15	190
Opponents	44	70	52	50	13	229

Punting

Player	no.	yds	avg	lg	tb	fc	i20	50+	blk
Ryan Eckley	21	1078	51.3	60	1	4	9	13	0
Aidan Chiles	1	40	40.0	40	1	0	0	0	0
Team	1	0	0.0	0	0	0	0	0	1
Total	23	1118	48.6	60	2	4	9	13	1
Opponents	20	827	41.4	54	0	8	6	3	0

Punt Returns

Player	no.	yds	avg	td	lg
Omari Kelly	6	118	19.7	0	83
Total	6	118	19.7	0	83
Opponents	12	186	15.5	1	57

Kick Returns

Player	no.	yds	avg	td	lg
Alante Brown	3	122	40.7	0	63
Elijah Tau-Tolliver	2	25	12.5	0	17
Chrishon McCray	2	30	15.0	0	20
Sam Edwards	1	2	2.0	0	2
Total	8	179	22.4	0	63
Opponents	11	186	16.9	0	24

All Purpose

Player	g	rush	rcv	pr	kr	ir	total	avg/g
Omari Kelly	7	5	406	118	0	0	529	75.6
Nick Marsh	7	6	404	0	0	0	410	58.6
Makhi Frazier	7	384	25	0	0	0	409	58.4
Chrishon McCray	7	0	207	0	30	0	237	33.9
Aidan Chiles	7	234	0	0	0	0	234	33.4
Brandon Tullis	7	140	61	0	0	0	201	28.7
Jack Velling	7	0	143	0	0	0	143	20.4
Elijah Tau-Tolliver	7	74	35	0	25	0	134	19.1
Alante Brown	2	0	0	0	122	0	122	61.0
Michael Masunas	7	0	115	0	0	0	115	16.4
Evan Boyd	7	0	54	0	0	0	54	7.7
Rodney Bullard Jr.	7	6	17	0	0	0	23	3.3
Alessio Milivojevic	4	19	0	0	0	0	19	4.8
Jayden Savoury	4	0	16	0	0	0	16	4.0
Bryson Williams	1	0	8	0	0	0	8	8.0
Jay Coyne	7	0	5	0	0	0	5	0.7
Sam Edwards	7	0	0	0	2	0	2	0.3
Total	7	861	1496	118	179	0	2654	379.1
Opponents	7	919	1760	186	186	44	3095	442.1

Total Offense

Player	g	plays	rush	pass	total	avg/g
Aidan Chiles	7	241	234	1262	1496	213.7
Makhi Frazier	7	94	384	0	384	54.9
Alessio Milivojevic	4	35	19	221	240	60.0
Brandon Tullis	7	35	140	0	140	20.0
Elijah Tau-Tolliver	7	21	74	0	74	10.6
Omari Kelly	7	5	5	13	18	2.6
Rodney Bullard Jr.	7	2	6	0	6	0.9
Nick Marsh	7	1	6	0	6	0.9
Total	7	439	861	1496	2357	336.7
Opponents	7	432	919	1760	2679	382.7



2025-26 Michigan St. Football
Combined Team Statistics
All games

Page 3/3
as of Oct 21, 2025

Team Defense

			Tackles				Sacks	Pass defense			Fumbles	blkd		
##	Player	gp	ua	a	tot	tfl/yds	no-yds	int-yds	brup	qbh	fr-yds	ff	kick	saf
5	Jordan Hall	7	26	25	51	3.5-10	2-8	1-0	.	1	.	1	.	.
10	Wayne Matthews	7	15	26	41	2-5	.	1-0
91	Alex VanSumeren	7	12	19	31	2-10	1.5-10
43	Malik Spencer	7	20	9	29	3-22	2-21	.	3	.	.	1	.	.
19	Armorian Smith	7	15	10	25	.	.	1-0	.	.	1-0	1	.	.
14	Malcolm Bell	7	12	8	20	0.5-1	.	.	3
23	Darius Snow	7	9	9	18	2.5-11	1-6
6	Ade Willie	4	8	8	16	2-5	.	.	1	1
9	Jalen Thompson	6	9	7	16	5.5-40	2-17	.	1	3
7	Joshua Eaton	7	11	4	15	.	.	.	2
13	Isaac Smith	7	11	3	14
41	David Santiago	7	6	8	14	1.5-6	1-5	.	1	1
44	Cam Williams	7	5	6	11	1-7	0.5-3	.	1	1
99	Quindarius Dunnigan	7	4	7	11	2-12	0.5-3	.	.	4
28	Dontavius Nash	3	5	6	11	1-1
16	Grady Kelly	6	2	9	11	2.5-6	0.5-2	.	1	1	1-0	.	.	.
55	Ben Roberts	6	3	7	10
1	Nikai Martinez	2	6	3	9
8	Aisea Moa	7	6	3	9	1-1	.	.	2	2
4	Marcellius Pulliam	4	4	4	8
25	Chance Rucker	7	5	2	7	.	.	.	2	1
27	Devynn Cromwell	7	5	2	7
11	Anelu Lafaele	5	6	1	7	2-9	2-9	.	.	1	.	1	.	.
51	Kekai Burnett	6	3	3	6
17	Semaj Bridgeman	7	3	2	5	1-1
88	Ru'Quan Buckley	7	3	1	4
30	Aveon Grose	7	2	2	4
45	Brady Pretzlaff	3	4	.	4	1-3	.	.	2
2	Aydan West	7	3	1	4	.	.	.	1
93	Jalen Satchell	3	2	1	3
3	Jeremiah Hughes	4	2	1	3	1
22	Tyler Gillison	4	.	2	2
15	Caleb Gash	1	1	1	2
12	Justin Denson Jr.	3	1	1	2
38	Dorian Davis	1	1	1	2	1-3
98	Derrick Simmons	3	2	.	2
4	Elijah Tau-Tolliver	7	1	.	1
35	Sam Edwards	7	1	.	1
1	Omari Kelly	7	1	.	1
12	Jack Velling	7	1	.	1
44	Jay Coyne	7	.	1	1
82	Brennan Parachek	4	1	.	1
2	Aidan Chiles	7	.	1	1
7	Brandon Tullis	7	.	1	1
55	Rakeem Johnson	7	.	1	1
24	Anthony Pinnacle III	6	1	.	1
Totals		7	238	206	444	35-153	13-84	3-0	20	17	2-0	4	0	1
Opponents		7	231	216	447	55-234	19-155	4-44	12	17	4-0	6	1	0



2025-26 Michigan St. Football
Overall Team Statistics
All games

Page 1/2
as of Oct 21, 2025

Team Statistics

	MSU	OPP
Scoring	190	229
Points per game	27.1	32.7
Points Off Turnovers	24	9
First Downs	134	135
Rushing	52	54
Passing	67	71
Penalty	15	10
Rushing Yardage	861	919
Yards gained rushing	1090	1068
Yards lost rushing	229	149
Rushing attempts	231	217
Average per rush	3.7	4.2
Average per game	123.0	131.3
TDs Rushing	12	11
Passing Yardage	1496	1760
Comp-Att-Int	132-208-4	150-215-3
Average per pass	7.2	8.2
Average per catch	11.3	11.7
Average per game	213.7	251.4
TDs Passing	12	17
Total offense	2357	2679
Total plays	439	432
Average per play	5.4	6.2
Average per game	336.7	382.7
Kick returns: #-Yards	8-179	11-186
Punt returns: #-Yards	6-118	12-186
Int returns: #-Yards	3-0	4-44
Kick return average	22.4	16.9
Punt return average	19.7	15.5
Int return average	0.0	11.0
Fumbles-Lost	9-4	8-2
Penalties-Yards	32-263	42-293
Average per game	37.6	41.9
Punts-Yards	23-1118	20-827
Average per punt	48.6	41.4
Net punt average	40.0	35.5
Kickoffs-Yards	34-2103	41-2556
Average per kick	61.9	62.3
Net kick average	40.0	39.0
Time of possession / game	30:33	29:27
3rd-down conversion	35/89	39/85
3rd-down pct	39%	46%
4th-down conversion	10/19	8/15



2025-26 Michigan St. Football
Overall Team Statistics
All games

Page 2/2
as of Oct 21, 2025

	MSU	OPP
4th-down pct	53%	53%
Sacks by-Yards	13-84	19-155
Misc Yards	0	0
Touchdowns scored	24	30
Field goals - attempts	7-10	7-10
On-Side kicks	0-2	1-2
Red-zone scores	(25-27) 93%	(27-31) 87%
Red-zone touchdowns	(19-27) 70%	(21-31) 68%
PAT-attempts	(21-22) 95%	(28-28) 100%
2-point conversion-attempts	(1-2) 50%	(0-2) 0%
Attendance	285577	209275
Games / Avg per game	4/71394	3/69758
Neutral site games	-	0/0

Score by Periods

Team	1st	2nd	3rd	4th	OT	TOT
Michigan St.	38	48	54	35	15	190
Opponents	44	70	52	50	13	229



2025-26 Michigan St. Football
Team Game-by-Game
All games

Page 1/1
as of Oct 21, 2025

		Rushing				Receiving				Passing				Kick Returns				Punt Returns				tot		
Date	Opponent	no.	yds	td	lg	no.	yds	td	lg	cmp	att	int	yds	td	lg	no.	yds	td	lg	no.	yds	td	lg	off
08/29/2025	Western Mich.	44	181	2	28	17	155	1	28	17-24-1	155	1	28	1	22	0	22	1	20	0	20		336	
09/06/2025	Boston College	35	149	1	19	19	231	4	41	19-29-0	231	4	41	3	108	0	63	3	8	0	8		380	
09/13/2025	Youngstown St.	33	174	4	28	22	270	1	28	22-29-1	270	1	28	1	17	0	17	2	90	0	83		444	
09/20/2025	at Southern California	32	112	1	15	13	225	3	75	13-23-0	225	3	75	1	20	0	20	0	0	0	0		337	
10/04/2025	at Nebraska	38	84	3	16	15	156	1	24	15-30-2	156	1	24	1	2	0	2	0	0	0	0		240	
10/11/2025	UCLA	25	87	1	13	16	166	1	23	16-35-0	166	1	23	1	10	0	10	0	0	0	0		253	
10/18/2025	at Indiana	24	74	0	64	30	293	1	23	30-38-0	293	1	23	0	0	0	0	0	0	0	0		367	
Michigan St.		231	861	12	64	132	1496	12	75	132-208-4	1496	12	75	8	179	0	63	6	118	0	83		2357	
Opponents		217	919	11	66	150	1760	17	59	150-215-3	1760	17	59	11	186	0	24	12	186	1	57		2679	

Michigan St. Averages

Games	Avg/ rush	Avg/ catch	Pass effic	KR avg	PR avg	All purpose avg/game	Total offense avg/game
7	3.7	11.3	139.1	22.4	19.7	379.1	336.7

		Tackles				Sacks	Fumble	Pass Defense			blkd	PAT attempts			off			
Date	Opponent	ua	a	total	tfl-yds	no-yds	ff	fr-yds	int-yds	qbh	brup	kick	kick	rush	rcv	saf	t/o	pts
08/29/2025	Western Mich.	25	32	57	12.0-45	4-32	1	0-0	1-0	8	5	0	3-3	0	0	1	0	23
09/06/2025	Boston College	37	38	75	4.0-15	0-0	1	1-0	0-0	1	3	0	4-4	0	1	0	7	42
09/13/2025	Youngstown St.	33	30	63	6.0-19	2-6	0	0-0	1-0	4	1	0	5-5	0	0	0	3	41
09/20/2025	at Southern California	46	18	64	0.0-0	0-0	1	1-0	0-0	1	4	0	4-4	0	0	0	7	31
10/04/2025	at Nebraska	37	12	49	7.0-52	5-35	0	0-0	1-0	3	3	0	3-3	0	0	0	7	27
10/11/2025	UCLA	31	44	75	3.0-12	2-11	1	0-0	0-0	0	2	0	1-2	0	0	0	0	13
10/18/2025	at Indiana	29	32	61	3.0-10	0-0	0	0-0	0-0	0	2	0	1-1	0	0	0	0	13
Michigan St.		238	206	444	35.0-153	13-84	4	2-0	3-0	17	20	0	21-22	0	1	1	24	190
Opponents		231	216	447	55.0-234	19-155	6	4-0	4-44	17	12	1	28-28	0	0	0	9	229

Date	Opponent	Punting										Field Goals			Kickoffs			
		no.	yds	avg	long	blkd	tb	fc	50+	i20	md-att	long	blkd	no.	yds	avg	tb	ob
08/29/2025	Western Mich.	6	308	51.3	59	0	1	1	4	4	0-1	0	0	4	258	64.5	2	0
09/06/2025	Boston College	3	164	54.7	60	0	0	0	2	3	2-2	50	0	6	376	62.7	1	0
09/13/2025	Youngstown St.	1	48	48.0	48	0	0	1	0	0	2-2	27	0	7	420	60.0	3	1
09/20/2025	at Southern California	3	169	56.3	57	0	0	2	3	2	1-2	29	0	6	337	56.2	2	0
10/04/2025	at Nebraska	5	204	40.8	54	1	0	0	3	0	0-0	0	0	4	260	65.0	4	0
10/11/2025	UCLA	3	135	45.0	48	0	0	0	0	0	0-0	0	0	3	195	65.0	1	0
10/18/2025	at Indiana	2	90	45.0	50	0	1	0	1	0	2-3	38	0	4	257	64.3	3	0
Michigan St.		23	1118	48.6	60	1	2	4	13	9	7-10	50	0	34	2103	61.9	16	1
Opponents		20	827	41.4	54	0	0	8	3	6	7-10	47	0	41	2556	62.3	24	0



2025-26 Michigan St. Football
Opponents Game-by-Game
All games

Page 1/1
as of Oct 21, 2025

		Rushing				Receiving				Passing				Kick Returns				Punt Returns				tot		
Date	Opponent	no.	yds	td	lg	no.	yds	td	lg	cmp	att	int	yds	td	lg	no.	yds	td	lg	no.	yds	td	lg	off
08/29/2025	Western Mich.	24	29	0	23	16	188	0	42	16	33	1	188	0	42	2	37	0	20	2	10	0	12	217
09/06/2025	Boston College	25	67	1	9	34	390	4	56	34	45	0	390	4	56	3	54	0	20	0	0	0	0	457
09/13/2025	Youngstown St.	26	97	1	66	24	242	2	39	24	35	1	242	2	39	1	20	0	20	0	0	0	0	339
09/20/2025	at Southern California	40	289	3	40	20	234	3	40	20	26	0	234	3	40	4	70	0	24	1	23	0	23	523
10/04/2025	at Nebraska	31	67	3	23	16	194	1	59	16	24	1	194	1	59	0	0	0	0	5	109	1	57	261
10/11/2025	UCLA	43	238	2	24	16	180	3	37	16	24	0	180	3	37	0	0	0	0	3	28	0	17	418
10/18/2025	at Indiana	28	132	1	29	24	332	4	48	24	28	0	332	4	48	1	5	0	5	1	16	0	16	464
Opponents		217	919	11	66	150	1760	17	59	150	215	3	1760	17	59	11	186	0	24	12	186	1	57	2679
Michigan St.		231	861	12	64	132	1496	12	75	132	208	4	1496	12	75	8	179	0	63	6	118	0	83	2357

Opponents Averages

Games	Avg/ rush	Avg/ catch	Pass effic	KR avg	PR avg	All purpose avg/game	Total offense avg/game
7	4.2	11.7	161.8	16.9	15.5	442.1	382.7

Date	Opponent	Tackles				Sacks		Fumble		Pass Defense			blkd	PAT attempts			off		
		ua	a	total	tfl-yds	no	yds	ff	fr-yds	int-yds	qbh	brup	kick	kick	rush	rcv	saf	t/o	pts
08/29/2025	Western Mich.	38	38	76	10.0-56	4	36	2	1-0	1	32	2	0	0	0	0	0	6	6
09/06/2025	Boston College	31	42	73	8.0-32	4	28	2	1-0	0	0	2	1	0	4	4	0	0	40
09/13/2025	Youngstown St.	39	28	67	5.0-12	0	0	0	0-0	1	5	0	3	0	3	3	0	0	24
09/20/2025	at Southern California	31	18	49	7.0-17	2	7	0	0-0	0	0	6	1	0	6	6	0	0	45
10/04/2025	at Nebraska	33	30	63	12.0-60	4	42	0	1-0	2	7	3	0	1	5	5	0	0	38
10/11/2025	UCLA	25	28	53	4.0-14	1	10	1	1-0	0	0	2	4	0	5	5	0	0	38
10/18/2025	at Indiana	34	32	66	9.0-43	4	32	1	0-0	0	0	2	3	0	5	5	0	0	38
Opponents		231	216	447	55.0-234	19	155	6	4-0	4	44	17	12	1	28	28	0	0	229
Michigan St.		238	206	444	35.0-153	13	84	4	2-0	3	0	17	20	0	21	22	0	1	190

		Punting										Field Goals			Kickoffs				
Date	Opponent	no.	yds	avg	long	blkd	tb	fc	50+	i20	md-att	long	blkd	no.	yds	avg	tb	ob	
08/29/2025	Western Mich.	6	270	45.0	51	0	0	5	1	0	0-1	0	0	2	125	62.5	1	0	
09/06/2025	Boston College	4	171	42.8	48	0	0	0	0	1	2-2	38	0	6	325	54.2	0	0	
09/13/2025	Youngstown St.	3	152	50.7	54	0	0	0	2	1	1-2	28	0	4	259	64.8	2	0	
09/20/2025	at Southern California	1	44	44.0	44	0	0	1	0	1	1-1	25	0	8	514	64.3	6	0	
10/04/2025	at Nebraska	4	120	30.0	46	0	0	1	0	2	1-1	27	0	7	429	61.3	6	0	
10/11/2025	UCLA	2	70	35.0	36	0	0	1	0	1	1-2	47	0	7	452	64.6	3	0	
10/18/2025	at Indiana	0	0	0.0	0	0	0	0	0	0	1-1	31	0	7	452	64.6	6	0	
Opponents		20	827	41.4	54	0	0	8	3	6	7-10	47	0	41	2556	62.3	24	0	
Michigan St.		23	1118	48.6	60	1	2	4	13	9	7-10	50	0	34	2103	61.9	16	1	



2025-26 Michigan St. Football
Team Game Highs
All games

Page 1/1
as of Oct 21, 2025

Michigan St. - Game Highs

RUSHES	44	Western Mich. (08/29/2025)
YARDS RUSHING	181	Western Mich. (08/29/2025)
YARDS PER RUSH	5.3	Youngstown St. (09/13/2025)
TD RUSHES	4	Youngstown St. (09/13/2025)
PASS ATTEMPTS	38	at Indiana (10/18/2025)
PASS COMPLETIONS	30	at Indiana (10/18/2025)
YARDS PASSING	293	at Indiana (10/18/2025)
YARDS PER PASS	9.8	at Southern California (09/20/2025)
TD PASSES	4	Boston College (09/06/2025)
TOTAL PLAYS	68	at Nebraska (10/04/2025)
	68	Western Mich. (08/29/2025)
TOTAL OFFENSE	444	Youngstown St. (09/13/2025)
YARDS PER PLAY	7.2	Youngstown St. (09/13/2025)
POINTS	42	Boston College (09/06/2025)
SACKS BY	5	at Nebraska (10/04/2025)
FIRST DOWNS	23	Youngstown St. (09/13/2025)
PENALTIES	6	at Indiana (10/18/2025)
	6	at Southern California (09/20/2025)
	6	Boston College (09/06/2025)
PENALTY YARDS	60	Boston College (09/06/2025)
TURNOVERS	3	at Nebraska (10/04/2025)
PUNTS	6	Western Mich. (08/29/2025)
PUNTING AVG	56.3	at Southern California (09/20/2025)
LONG PUNT	60	Boston College (09/06/2025)
PUNTS INSIDE 20	4	Western Mich. (08/29/2025)
LONG PUNT RETURN	83	Youngstown St. (09/13/2025)



2025-26 Michigan St. Football
Opponent Match Highs
All games

Page 1/1
as of Oct 21, 2025

Opponent - Game Highs

RUSHES	43	UCLA (10/11/2025)
YARDS RUSHING	289	at Southern California (09/20/2025)
YARDS PER RUSH	7.2	at Southern California (09/20/2025)
TD RUSHES	3	at Nebraska (10/04/2025)
	3	at Southern California (09/20/2025)
PASS ATTEMPTS	45	Boston College (09/06/2025)
PASS COMPLETIONS	34	Boston College (09/06/2025)
YARDS PASSING	390	Boston College (09/06/2025)
YARDS PER PASS	11.9	at Indiana (10/18/2025)
TD PASSES	4	at Indiana (10/18/2025)
	4	Boston College (09/06/2025)
TOTAL PLAYS	70	Boston College (09/06/2025)
TOTAL OFFENSE	523	at Southern California (09/20/2025)
YARDS PER PLAY	8.3	at Indiana (10/18/2025)
POINTS	45	at Southern California (09/20/2025)
SACKS BY	4	at Indiana (10/18/2025)
	4	at Nebraska (10/04/2025)
	4	Boston College (09/06/2025)
	4	Western Mich. (08/29/2025)
FIRST DOWNS	27	at Southern California (09/20/2025)
PENALTIES	11	at Southern California (09/20/2025)
PENALTY YARDS	82	at Southern California (09/20/2025)
TURNOVERS	1	at Nebraska (10/04/2025)
	1	at Southern California (09/20/2025)
	1	Youngstown St. (09/13/2025)
	1	Boston College (09/06/2025)
	1	Western Mich. (08/29/2025)
PUNTS	6	Western Mich. (08/29/2025)
PUNTING AVG	50.7	Youngstown St. (09/13/2025)
LONG PUNT	54	Youngstown St. (09/13/2025)
PUNTS INSIDE 20	2	at Nebraska (10/04/2025)
LONG PUNT RETURN	57	at Nebraska (10/04/2025)



2025-26 Michigan St. Football
Team Match Lows
All games

Page 1/1
as of Oct 21, 2025

Michigan St. - Game Lows

RUSHES	24	at Indiana (10/18/2025)
YARDS RUSHING	74	at Indiana (10/18/2025)
YARDS PER RUSH	2.2	at Nebraska (10/04/2025)
TD RUSHES	0	at Indiana (10/18/2025)
PASS ATTEMPTS	23	at Southern California (09/20/2025)
PASS COMPLETIONS	13	at Southern California (09/20/2025)
YARDS PASSING	155	Western Mich. (08/29/2025)
YARDS PER PASS	4.7	UCLA (10/11/2025)
TD PASSES	1 1 1 1 1	at Indiana (10/18/2025) UCLA (10/11/2025) at Nebraska (10/04/2025) Youngstown St. (09/13/2025) Western Mich. (08/29/2025)
TOTAL PLAYS	55	at Southern California (09/20/2025)
TOTAL OFFENSE	240	at Nebraska (10/04/2025)
YARDS PER PLAY	3.5	at Nebraska (10/04/2025)
POINTS	13 13	at Indiana (10/18/2025) UCLA (10/11/2025)
SACKS BY	0 0 0	at Indiana (10/18/2025) at Southern California (09/20/2025) Boston College (09/06/2025)
FIRST DOWNS	14	UCLA (10/11/2025)
PENALTIES	2 2	UCLA (10/11/2025) Youngstown St. (09/13/2025)
PENALTY YARDS	10	Youngstown St. (09/13/2025)
INTERCEPTIONS BY	0 0 0 0	at Indiana (10/18/2025) UCLA (10/11/2025) at Southern California (09/20/2025) Boston College (09/06/2025)
PUNTS	1	Youngstown St. (09/13/2025)
PUNTING AVG	40.8	at Nebraska (10/04/2025)
LONG PUNT	48 48	UCLA (10/11/2025) Youngstown St. (09/13/2025)
PUNTS INSIDE 20	0 0 0 0	at Indiana (10/18/2025) UCLA (10/11/2025) at Nebraska (10/04/2025) Youngstown St. (09/13/2025)
LONG PUNT RETURN	0 0 0 0	at Indiana (10/18/2025) UCLA (10/11/2025) at Nebraska (10/04/2025) at Southern California (09/20/2025)



2025-26 Michigan St. Football
Opponent Match Lows
All games

Page 1/1
as of Oct 21, 2025

Opponent - Game Lows

RUSHES	24	Western Mich. (08/29/2025)
YARDS RUSHING	29	Western Mich. (08/29/2025)
YARDS PER RUSH	1.2	Western Mich. (08/29/2025)
TD RUSHES	0	Western Mich. (08/29/2025)
PASS ATTEMPTS	24	UCLA (10/11/2025)
	24	at Nebraska (10/04/2025)
PASS COMPLETIONS	16	UCLA (10/11/2025)
	16	at Nebraska (10/04/2025)
	16	Western Mich. (08/29/2025)
YARDS PASSING	180	UCLA (10/11/2025)
YARDS PER PASS	5.7	Western Mich. (08/29/2025)
TD PASSES	0	Western Mich. (08/29/2025)
TOTAL PLAYS	55	at Nebraska (10/04/2025)
TOTAL OFFENSE	217	Western Mich. (08/29/2025)
YARDS PER PLAY	3.8	Western Mich. (08/29/2025)
POINTS	6	Western Mich. (08/29/2025)
SACKS BY	0	Youngstown St. (09/13/2025)
FIRST DOWNS	10	Western Mich. (08/29/2025)
PENALTIES	1	at Indiana (10/18/2025)
PENALTY YARDS	5	at Indiana (10/18/2025)
INTERCEPTIONS BY	0	at Indiana (10/18/2025)
	0	UCLA (10/11/2025)
	0	at Southern California (09/20/2025)
	0	Boston College (09/06/2025)
PUNTS	0	at Indiana (10/18/2025)
PUNTING AVG	0.0	at Indiana (10/18/2025)
LONG PUNT	0	at Indiana (10/18/2025)
PUNTS INSIDE 20	0	at Indiana (10/18/2025)
	0	Western Mich. (08/29/2025)
LONG PUNT RETURN	0	Youngstown St. (09/13/2025)
	0	Boston College (09/06/2025)



2025-26 Michigan St. Football
Individual Game Highs
All games

Page 1/1
as of Oct 21, 2025

Michigan St. - Individual Game Highs

RUSHES	18	Makhi Frazier at Nebraska (10/04/2025)
YARDS RUSHING	103	Makhi Frazier vs Western Mich. (08/29/2025)
TD RUSHES	2	Aidan Chiles at Nebraska (10/04/2025)
LONG RUSH	64	Aidan Chiles at Indiana (10/18/2025)
PASS ATTEMPTS	33	Aidan Chiles at Indiana (10/18/2025)
PASS COMPLETIONS	27	Aidan Chiles at Indiana (10/18/2025)
YARDS PASSING	270	Aidan Chiles vs Youngstown St. (09/13/2025)
TD PASSES	4	Aidan Chiles vs Boston College (09/06/2025)
LONG PASS	75	Aidan Chiles at Southern California (09/20/2025)
RECEPTIONS	7 7 7	Nick Marsh at Indiana (10/18/2025) Nick Marsh vs UCLA (10/11/2025) Omari Kelly vs Western Mich. (08/29/2025)
YARDS RECEIVING	133	Omari Kelly at Southern California (09/20/2025)
TD RECEPTIONS	2	Nick Marsh vs Boston College (09/06/2025)
LONG RECEPTION	75	Omari Kelly at Southern California (09/20/2025)
PUNTS	6	Ryan Eckley vs Western Mich. (08/29/2025)
PUNTING AVG	56.3	Ryan Eckley at Southern California (09/20/2025)
LONG PUNT	60	Ryan Eckley vs Boston College (09/06/2025)
PUNTS INSIDE 20	4	Ryan Eckley vs Western Mich. (08/29/2025)
LONG PUNT RETURN	83	Omari Kelly vs Youngstown St. (09/13/2025)
LONG KICKOFF RETURN	63	Alante Brown vs Boston College (09/06/2025)
TACKLES	15	Jordan Hall vs Boston College (09/06/2025)
SACKS	1 1 1 1 1 1 1 1 1 1 1 1	Darius Snow at Nebraska (10/04/2025) Malik Spencer at Nebraska (10/04/2025) Alex VanSumeren at Nebraska (10/04/2025) Jalen Thompson at Nebraska (10/04/2025) David Santiago at Nebraska (10/04/2025) Jordan Hall vs Youngstown St. (09/13/2025) Anelu Lafaele vs Youngstown St. (09/13/2025) Malik Spencer vs Western Mich. (08/29/2025) Jordan Hall vs Western Mich. (08/29/2025) Jalen Thompson vs Western Mich. (08/29/2025) Anelu Lafaele vs Western Mich. (08/29/2025)
TACKLES FOR LOSS	2.5	Jordan Hall vs Western Mich. (08/29/2025)



2025-26 Michigan St. Football
Opponent Individual Match Highs
All games

Page 1/1
as of Oct 21, 2025

Opponent - Individual Game Highs

RUSHES	18	Waymond Jordan at Southern California (09/20/2025)
YARDS RUSHING	157	Waymond Jordan at Southern California (09/20/2025)
TD RUSHES	3	Emmett Johnson at Nebraska (10/04/2025)
LONG RUSH	66	Jaden Gilbert vs Youngstown St. (09/13/2025)
PASS ATTEMPTS	45	Dylan Lonergan vs Boston College (09/06/2025)
PASS COMPLETIONS	34	Dylan Lonergan vs Boston College (09/06/2025)
YARDS PASSING	390	Dylan Lonergan vs Boston College (09/06/2025)
TD PASSES	4 4	Fernando Mendoza at Indiana (10/18/2025) Dylan Lonergan vs Boston College (09/06/2025)
LONG PASS	59	Dylan Raiola at Nebraska (10/04/2025)
RECEPTIONS	11	Lewis Bond vs Boston College (09/06/2025)
YARDS RECEIVING	127	Makai Lemon at Southern California (09/20/2025)
TD RECEPTIONS	2 2	Elijah Sarratt at Indiana (10/18/2025) Jalen Berger vs UCLA (10/11/2025)
LONG RECEPTION	59	Nyziah Hunter at Nebraska (10/04/2025)
FIELD GOALS	2	Luca Lombardo vs Boston College (09/06/2025)
LONG FIELD GOALS	47	Mateen Bhaghani vs UCLA (10/11/2025)
PUNTS	6	Ryan Millmore vs Western Mich. (08/29/2025)
PUNTING AVG	50.7	Brendon Kilpatrick vs Youngstown St. (09/13/2025)
LONG PUNT	54	Brendon Kilpatrick vs Youngstown St. (09/13/2025)
PUNTS INSIDE 20	2	Archie Wilson at Nebraska (10/04/2025)
LONG PUNT RETURN	57	Jacory Barney Jr. at Nebraska (10/04/2025)
LONG KICKOFF RETURN	24	Makai Lemon at Southern California (09/20/2025)
TACKLES	12	Omar Thornton vs Boston College (09/06/2025)
SACKS	2 2 2	Stephen Daley at Indiana (10/18/2025) Rolijah Hardy at Indiana (10/18/2025) Nadame Tucker vs Western Mich. (08/29/2025)
TACKLES FOR LOSS	3.5	Javin Wright at Nebraska (10/04/2025)
INTERCEPTIONS	2	DeShon Singleton at Nebraska (10/04/2025)



2025-26 Michigan St. Football
Games Played
All games

Page 1/2
as of Oct 21, 2025

##	Player	GP-GS	WMU	BC	YSU	USC	Nebr	UCLA	IND
0	Alante Brown	2/0	XXX	XXX
0	Nijhay Burt	4/0	XXX	XXX	XXX	XXX
1	Omari Kelly	7/7	START	START	START	START	START	START	START
1	Nikai Martinez	2/2	START	START
2	Aidan Chiles	7/7	START	START	START	START	START	START	START
2	Aydan West	7/1	XXX	XXX	XXX	XXX	XXX	START	XXX
3	Jeremiah Hughes	4/0	XXX	...	XXX	XXX	XXX
3	Rodney Bullard Jr.	7/0	XXX	XXX	XXX	XXX	XXX	XXX	XXX
4	Elijah Tau-Tolliver	7/0	XXX	XXX	XXX	XXX	XXX	XXX	XXX
4	Marcellius Pulliam	4/0	XXX	XXX	XXX	XXX
5	Jordan Hall	7/7	START	START	START	START	START	START	START
5	Makhi Frazier	7/6	START	START	START	XXX	START	START	START
6	Ade Willie	4/4	START	START	START	START
6	Nick Marsh	7/7	START	START	START	START	START	START	START
7	Joshua Eaton	7/6	START	START	START	START	START	XXX	START
7	Brandon Tullis	7/1	XXX	XXX	XXX	START	XXX	XXX	XXX
8	Aisea Moa	7/0	XXX	XXX	XXX	XXX	XXX	XXX	XXX
8	Evan Boyd	7/0	XXX	XXX	XXX	XXX	XXX	XXX	XXX
9	Jalen Thompson	6/5	XXX	START	START	START	START	...	START
10	Wayne Matthews	7/7	START	START	START	START	START	START	START
11	Anelu Lafaele	5/0	XXX	XXX	XXX	XXX	XXX
11	Alessio Milivojevic	4/0	XXX	XXX	XXX	XXX
12	Jack Velling	7/6	XXX	START	START	START	START	START	START
12	Justin Denson Jr.	3/0	XXX	XXX	XXX
13	Isaac Smith	7/7	START	START	START	START	START	START	START
13	Chrishon McCray	7/3	START	XXX	XXX	START	XXX	XXX	START
14	Malcolm Bell	7/6	START	START	START	START	START	XXX	START
14	Bryson Williams	1/0	XXX
15	Caleb Gash	1/0	XXX
15	Leo Hannan	0/0
16	Grady Kelly	6/1	XXX	XXX	XXX	XXX	START	XXX	...
16	Ryland Jessee	0/0
17	Semaj Bridgeman	7/0	XXX	XXX	XXX	XXX	XXX	XXX	XXX
17	Braylon Collier	0/0
18	Andrew Brinson IV	0/0
18	Atticus Carridine	0/0
19	Armorian Smith	7/5	START	START	XXX	XXX	START	START	START
19	Charles Taplin	0/0
20	Shawn Foster	1/0	XXX
20	Keshawn Williams	0/0
21	Tracy Revels	0/0
22	Tyler Gillison	4/0	...	XXX	XXX	XXX	XXX
22	Jack Yanachik	0/0
23	Darius Snow	7/0	XXX	XXX	XXX	XXX	XXX	XXX	XXX
24	Anthony Pinnace III	6/0	XXX	XXX	XXX	XXX	XXX	XXX	...
25	Chance Rucker	7/1	XXX	XXX	XXX	XXX	XXX	START	XXX
25	Jace Clarizio	0/0
26	Stone Chaney	0/0
27	Devynn Cromwell	7/1	XXX	XXX	XXX	XXX	START	XXX	XXX
27	Darrin Jones Jr	0/0
28	Dontavius Nash	3/2	XXX	START	START
28	Zion Gist	0/0
29	Martin Connington	6/0	...	XXX	XXX	XXX	XXX	XXX	XXX
29	George Mullins	0/0
30	Aveon Grose	7/0	XXX	XXX	XXX	XXX	XXX	XXX	XXX
31	Deuce Edwards	0/0
31	Jayden Savoury	4/0	...	XXX	XXX	XXX	XXX
32	Evan Young	1/0	XXX
33	Jaxon McCaig	0/0
33	DiMari Malone	0/0



2025-26 Michigan St. Football
Games Played
All games

Page 2/2
as of Oct 21, 2025

##	Player	GP-GS	WMU	BC	YSU	USC	Nebr	UCLA	IND
34	Khalil Majeed	7/0	XXX	XXX	XXX	XXX	XXX	XXX	XXX
35	Sam Edwards	7/0	XXX	XXX	XXX	XXX	XXX	XXX	XXX
36	Leonard Ah You	0/0
38	Dorian Davis	1/0	XXX
39	Elisha West	0/0
40	Tarik Ahmetbasic	0/0
40	Dejae White	0/0
41	David Santiago	7/0	XXX	XXX	XXX	XXX	XXX	XXX	XXX
42	David Millikin	3/0	XXX	XXX	XXX
43	Malik Spencer	7/7	START	START	START	START	START	START	START
44	Cam Williams	7/0	XXX	XXX	XXX	XXX	XXX	XXX	XXX
44	Jay Coyne	7/0	XXX	XXX	XXX	XXX	XXX	XXX	XXX
45	Brady Pretzlaff	3/0	XXX	XXX	XXX
47	Kaden Schickel	0/0
48	Carson Voss	1/0	XXX
48	Charlie Baker	0/0
49	Jaxson Wilson	1/0	XXX
50	Antonio Johnson	0/0
51	Matt Gulbin	7/7	START	START	START	START	START	START	START
51	Kekai Burnett	6/1	XXX	XXX	XXX	XXX	...	START	XXX
52	Mikeshun Beeler	1/0	XXX
54	Cooper Terpstra	6/0	...	XXX	XXX	XXX	XXX	XXX	XXX
55	Ben Roberts	6/5	START	START	START	START	XXX	...	START
55	Rakeem Johnson	7/0	XXX	XXX	XXX	XXX	XXX	XXX	XXX
56	Cole Dellinger	0/0
56	Chris Piwowarczyk	0/0
58	Conner Moore	7/7	START	START	START	START	START	START	START
62	Justin Bell	0/0
63	Payton Stewart	0/0
65	Stanton Ramil	4/4	START	START	START	START
66	Ashton Lepo	4/2	XXX	XXX	START	START	...
68	Rashawn Rogers	0/0
70	Luka Vincic	2/1	...	XXX	START
71	Kristian Phillips	6/4	XXX	START	XXX	START	START	START	...
72	Caleb Carter	7/7	START	START	START	START	START	START	START
73	Rustin Young	7/1	XXX	XXX	XXX	XXX	XXX	XXX	START
74	Gavin Broschious	7/2	START	XXX	XXX	XXX	XXX	XXX	START
75	Ben Nelson	0/0
75	Charlton Luniewski	0/0
76	Drew Nichols	0/0
77	Andrew Dennis	0/0
79	Mercer Luniewski	1/0	XXX
81	Michael Masunas	7/5	START	START	START	XXX	START	START	XXX
82	Brennan Parachek	4/0	...	XXX	XXX	XXX	XXX
84	Wyatt Hook	1/0	XXX
86	Blake Sislo	3/0	XXX	XXX	XXX
87	Luke DeJager	0/0
87	Jack Wills	7/0	XXX	XXX	XXX	XXX	XXX	XXX	XXX
88	Ru'Quan Buckley	7/1	XXX	XXX	XXX	XXX	XXX	START	XXX
88	Kai Rios	4/0	XXX	...	XXX	XXX	XXX
89	Nick Hardy	0/0
91	Alex VanSumeren	7/7	START	START	START	START	START	START	START
93	Jalen Satchell	3/0	XXX	XXX	XXX
94	Cal Thrush	0/0
96	Ryan Eckley	7/0	XXX	XXX	XXX	XXX	XXX	XXX	XXX
98	Derrick Simmons	3/0	XXX	XXX	XXX
99	Quindarius Dunnigan	7/1	START	XXX	XXX	XXX	XXX	XXX	XXX



2025-26 Michigan St. Football
Passing Game-by-Game
All games

Page 1/1
as of Oct 21, 2025

#1 Omari Kelly	Comp	Att	Int	Pct	Yards	TD	Long	Sacked	Effic.
Southern California	1	2	0	50.0	13	0	13	0-0	104.6
Totals	1	2	0	50.0	13	0	13	0-0	104.6

#2 Aidan Chiles	Comp	Att	Int	Pct	Yards	TD	Long	Sacked	Effic.
Western Mich.	17	23	0	73.9	155	1	28	4-36	144.9
Boston College	19	29	0	65.5	231	4	41	4-28	177.9
Youngstown St.	22	29	1	75.9	270	1	28	0-0	158.6
Southern California	12	21	0	57.1	212	3	75	2-7	189.1
Nebraska	9	23	2	39.1	85	0	14	4-42	52.8
UCLA	8	17	0	47.1	66	0	17	1-10	79.7
Indiana	27	33	0	81.8	243	1	23	3-30	153.7
Totals	114	175	3	65.1	1262	10	75	18-153	141.1

#11 Alessio Milivojevic	Comp	Att	Int	Pct	Yards	TD	Long	Sacked	Effic.
Western Mich.	0	1	1	0.0	0	0	0	0-0	-200.0
Nebraska	6	7	0	85.7	71	1	24	0-0	218.1
UCLA	8	18	0	44.4	100	1	23	0-0	109.4
Indiana	3	5	0	60.0	50	0	22	1-2	144.0
Totals	17	31	1	54.8	221	2	24	1-2	129.6



2025-26 Michigan St. Football
By Quarter Statistics
All games

Page 1/1
as of Oct 21, 2025

3rd-Down Conversions

Date	Opponent		Score	Overall	1st Qtr	2nd Qtr	3rd Qtr	4th Qtr	Overtime
08/29/2025	Western Mich.	W	23-6	4-13 30.8	2-2 100.0	1-4 25.0	0-3 0.0	1-4 25.0	1-1 100.0
09/06/2025	Boston College	Wot2	42-40	5-12 41.7	1-3 33.3	0-1 0.0	2-3 66.7	1-4 25.0	0-0 0.0
09/13/2025	Youngstown St.	W	41-24	6-10 60.0	0-1 0.0	3-4 75.0	1-2 50.0	2-3 66.7	0-0 0.0
09/20/2025	at Southern California	L	31-45	5-11 45.5	2-2 100.0	1-4 25.0	2-4 50.0	0-1 0.0	0-0 0.0
10/04/2025	at Nebraska	L	27-38	2-14 14.3	1-4 25.0	0-3 0.0	1-4 25.0	0-3 0.0	0-0 0.0
10/11/2025	UCLA	L	13-38	8-15 53.3	3-5 60.0	1-3 33.3	2-4 50.0	2-3 66.7	0-0 0.0
10/18/2025	at Indiana	L	13-38	5-14 35.7	2-4 50.0	2-4 50.0	0-3 0.0	1-3 33.3	0-0 0.0
Michigan St.				35-89 39.3	11-21 52.4	8-23 34.8	8-23 34.8	7-21 33.3	1-1 100.0
Opponents				39-85 45.9	11-20 55.0	10-23 43.5	6-16 37.5	12-26 46.2	0-0 0.0

4th-Down Conversions

Date	Opponent		Score	Overall	1st Qtr	2nd Qtr	3rd Qtr	4th Qtr	Overtime
08/29/2025	Western Mich.	W	23-6	1-1 100.0	0-0 0.0	1-1 100.0	0-0 0.0	0-0 0.0	0-0 0.0
09/06/2025	Boston College	Wot2	42-40	1-2 50.0	1-1 100.0	0-1 0.0	0-0 0.0	0-0 0.0	0-0 0.0
09/13/2025	Youngstown St.	W	41-24	1-2 50.0	1-1 100.0	0-1 0.0	0-0 0.0	0-0 0.0	0-0 0.0
09/20/2025	at Southern California	L	31-45	0-1 0.0	0-0 0.0	0-0 0.0	0-0 0.0	0-1 0.0	0-0 0.0
10/04/2025	at Nebraska	L	27-38	4-5 80.0	1-1 100.0	0-0 0.0	3-3 100.0	0-1 0.0	0-0 0.0
10/11/2025	UCLA	L	13-38	0-4 0.0	0-1 0.0	0-0 0.0	0-2 0.0	0-1 0.0	0-0 0.0
10/18/2025	at Indiana	L	13-38	3-4 75.0	1-1 100.0	1-1 100.0	1-1 100.0	0-1 0.0	0-0 0.0
Michigan St.				10-19 52.6	4-5 80.0	2-4 50.0	4-6 66.7	0-4 0.0	0-0 0.0
Opponents				8-15 53.3	1-2 50.0	3-5 60.0	2-4 50.0	2-4 50.0	0-0 0.0

Time of Possession

Date	Opponent		Score	Overall	1st Qtr	2nd Qtr	3rd Qtr	4th Qtr	Overtime
08/29/2025	Western Mich.	W	23-6	36:47	05:42	13:23	06:05	11:37	00:00
09/06/2025	Boston College	Wot2	42-40	29:48	07:29	04:29	06:53	10:57	00:00
09/13/2025	Youngstown St.	W	41-24	30:06	06:08	10:34	05:56	07:28	00:00
09/20/2025	at Southern California	L	31-45	28:54	03:44	10:24	12:23	02:23	00:00
10/04/2025	at Nebraska	L	27-38	33:24	03:09	12:53	10:27	06:55	00:00
10/11/2025	UCLA	L	13-38	23:36	07:27	04:07	05:18	06:44	00:00
10/18/2025	at Indiana	L	13-38	31:14	06:53	13:18	07:18	03:45	00:00
Michigan St.				Total	213:49	40:32	69:08	54:20	00:00
				Avg.	30:33	05:47	09:53	07:46	00:00
Opponents				Total	206:11	47:15	53:05	41:32	00:00
				Avg.	29:27	06:45	07:35	05:56	00:00



2025-26 Michigan St. Football
Red-Zone Results
All games

Page 1/1
as of Oct 21, 2025

Michigan St. Inside Opponent Red-Zone

Date	Opponent	Score	Times	Times	Total	Rush	Pass	FGs	Failed to score inside RZ						
			In RZ	Scored	Pts TDs	TDs	TDs	Made	FGA	Down	Int	Fumb	Half	Game	
08/29/2025	Western Mich.	W 23-6	4	3	21 3	2	1	0	0	0	0	1	0	0	
09/06/2025	Boston College	W 42-40	5	5	32 4	1	3	1	1	0	0	0	0	0	
09/13/2025	Youngstown St.	W 41-24	5	5	27 3	3	0	2	2	0	0	0	0	0	
09/20/2025	at Southern California	L 31-45	3	3	17 2	1	1	1	1	0	0	0	0	0	
10/04/2025	at Nebraska	L 27-38	4	4	27 4	3	1	0	0	0	0	0	0	0	
10/11/2025	UCLA	L 13-38	2	2	13 2	1	1	0	0	0	0	0	0	0	
10/18/2025	at Indiana	L 13-38	4	3	13 1	0	1	2	2	1	0	0	0	0	
Totals 25 of 27 (92.6%)			27	25	150 19	11	8	6	6	1	0	1	0	0	

Opponents Inside Michigan St. Red-Zone

Date	Opponent	Score	Times	Times	Total	Rush	Pass	FGs	Failed to score inside RZ						
			In RZ	Scored	Pts TDs	TDs	TDs	Made	FGA	Down	Int	Fumb	Half	Game	
08/29/2025	Western Mich.	W 23-6	0	0	0 0	0	0	0	0	0	0	0	0	0	
09/06/2025	Boston College	W 42-40	8	7	40 5	1	4	2	2	0	0	1	0	0	
09/13/2025	Youngstown St.	W 41-24	5	4	24 3	1	2	1	2	0	0	0	0	0	
09/20/2025	Southern California	L 31-45	6	6	38 5	3	2	1	1	0	0	0	0	0	
10/04/2025	Nebraska	L 27-38	3	3	17 2	2	0	1	1	0	0	0	0	0	
10/11/2025	UCLA	L 13-38	6	5	35 5	2	3	0	1	0	0	0	0	0	
10/18/2025	Indiana	L 13-38	3	2	10 1	0	1	1	1	1	0	0	0	0	
Totals 27 of 31 (87.1%)			31	27	164 21	9	12	6	8	1	0	1	0	0	



2025-26 Michigan St. Football
Team Game-by-Game Comparison
All games

Page 1/1
as of Oct 21, 2025

Opponent	Score	First Downs				Rushing Number-Yards	Passing		Total Offense Plays-Yards	Return Yards	Turn- Overs
		Total	Rush	Pass	Pen		Comp-Att.-Int	Yards			
Western Mich.	23-6	20 / 10	8 / 2	10 / 8	2 / 0	44-181 / 24-29	17-24-1 / 16-33-1	155 / 188	68-336 / 57-217	42 / 79	2 / 1
Boston College	42-40	21 / 25	8 / 6	9 / 17	4 / 2	35-149 / 25-67	19-29-0 / 34-45-0	231 / 390	64-380 / 70-457	116 / 54	1 / 1
Youngstown St.	41-24	23 / 14	8 / 4	14 / 10	1 / 0	33-174 / 26-97	22-29-1 / 24-35-1	270 / 242	62-444 / 61-339	107 / 25	1 / 1
Southern California	31-45	20 / 27	8 / 13	7 / 11	5 / 3	32-112 / 40-289	13-23-0 / 20-26-0	225 / 234	55-337 / 66-523	20 / 93	0 / 1
Nebraska	27-38	17 / 15	8 / 7	7 / 6	2 / 2	38-84 / 31-67	15-30-2 / 16-24-1	156 / 194	68-240 / 55-261	2 / 116	3 / 1
UCLA	13-38	14 / 20	6 / 14	7 / 4	1 / 2	25-87 / 43-238	16-35-0 / 16-24-0	166 / 180	60-253 / 67-418	10 / 28	1 / 0
Indiana	13-38	19 / 24	6 / 8	13 / 15	0 / 1	24-74 / 28-132	30-38-0 / 24-28-0	293 / 332	62-367 / 56-464	0 / 21	0 / 0
Totals	190-229	134 / 135	52 / 54	67 / 71	15 / 10	231-861 / 217-919	132-208-4 / 150-215-3	1496 / 1760	439-2357 / 432-2679	297 / 416	8 / 5

Opponents	3rd Down Conversion	4th Down Conversion	Time of Possession	TOP Margin	Avg Yds/Rush	Avg Yds/Pass	Avg Yds/Play	Punting Number-Avg	Penalties Number-Yards	Sacks
Western Mich.	4-13 / 4-14	1-1 / 0-3	36:47 / 23:13	13:34	4.1 / 1.2	6.5 / 5.7	4.9 / 3.8	6-51.3 / 6-45.0	5-35.0 / 5-21.0	4 / 4
Boston College	5-12 / 5-11	1-2 / 0-0	29:48 / 30:12	-00:24	4.3 / 2.7	8.0 / 8.7	5.9 / 6.5	3-54.7 / 4-42.8	6-60.0 / 8-59.0	0 / 4
Youngstown St.	6-10 / 6-14	1-2 / 3-3	30:06 / 29:54	00:12	5.3 / 3.7	9.3 / 6.9	7.2 / 5.6	1-48.0 / 3-50.7	2-10.0 / 3-22.0	2 / 0
Southern California	5-11 / 8-12	0-1 / 1-2	28:54 / 31:06	-02:12	3.5 / 7.2	9.8 / 9.0	6.1 / 7.9	3-56.3 / 1-44.0	6-53.0 / 11-82.0	0 / 2
Nebraska	2-14 / 5-13	4-5 / 0-2	33:24 / 26:36	06:48	2.2 / 2.2	5.2 / 8.1	3.5 / 4.7	5-40.8 / 4-30.0	5-45.0 / 6-44.0	5 / 4
UCLA	8-15 / 6-13	0-4 / 3-3	23:36 / 36:24	-12:48	3.5 / 5.5	4.7 / 7.5	4.2 / 6.2	3-45.0 / 2-35.0	2-14.0 / 8-60.0	2 / 1
Indiana	5-14 / 5-8	3-4 / 1-2	31:14 / 28:46	02:28	3.1 / 4.7	7.7 / 11.9	5.9 / 8.3	2-45.0 / 0-0.0	6-46.0 / 1-5.0	0 / 4
Totals	35-89 / 39-85	10-19 / 8-15	213:49 / 206:11	07:38	3.7 / 4.2	7.2 / 8.2	5.4 / 6.2	23-48.6 / 20-41.4	32-263.0 / 42-293.0	13 / 19

Note: Game totals are displayed in the format TEAM/OPPONENT for each category



2025-26 Michigan St. Football
Results and Comparison
All games

Page 1/1
as of Oct 21, 2025

	Date	Opponent		Score	Overall	Conf	Time	Attend
	08/29/2025	Western Mich.	W	23-6	1-0	0-0	3:35	71657
	09/06/2025	Boston College	Wot2	42-40	2-0	0-0	3:58	70510
	09/13/2025	Youngstown St.	W	41-24	3-0	0-0	3:22	71301
*	09/20/2025	at Southern California	L	31-45	3-1	0-1	11:28	67614
*	10/04/2025	at Nebraska	L	27-38	3-2	0-2	3:34	86496
*	10/11/2025	UCLA	L	13-38	3-3	0-3	3:20	72109
*	10/18/2025	at Indiana	L	13-38	3-4	0-4	3:22	55165

Opponent	Score	First Downs				Rushing Number-Yards	Passing		Total Offense Plays-Yards	Return Yards	Turn- Overs
		Total	Rush	Pass	Pen		Comp-Att.-Int	Yards			
Western Mich.	23-6	20 / 10	8 / 2	10 / 8	2 / 0	44-181 / 24-29	17-24-1 / 16-33-1	155 / 188	68-336 / 57-217	42 / 79	2 / 1
Boston College	42-40	21 / 25	8 / 6	9 / 17	4 / 2	35-149 / 25-67	19-29-0 / 34-45-0	231 / 390	64-380 / 70-457	116 / 54	1 / 1
Youngstown St.	41-24	23 / 14	8 / 4	14 / 10	1 / 0	33-174 / 26-97	22-29-1 / 24-35-1	270 / 242	62-444 / 61-339	107 / 25	1 / 1
Southern California	31-45	20 / 27	8 / 13	7 / 11	5 / 3	32-112 / 40-289	13-23-0 / 20-26-0	225 / 234	55-337 / 66-523	20 / 93	0 / 1
Nebraska	27-38	17 / 15	8 / 7	7 / 6	2 / 2	38-84 / 31-67	15-30-2 / 16-24-1	156 / 194	68-240 / 55-261	2 / 116	3 / 1
UCLA	13-38	14 / 20	6 / 14	7 / 4	1 / 2	25-87 / 43-238	16-35-0 / 16-24-0	166 / 180	60-253 / 67-418	10 / 28	1 / 0
Indiana	13-38	19 / 24	6 / 8	13 / 15	0 / 1	24-74 / 28-132	30-38-0 / 24-28-0	293 / 332	62-367 / 56-464	0 / 21	0 / 0
Totals	190-229	134 / 135	52 / 54	67 / 71	15 / 10	231-861 / 217-919	132-208-4 / 150-215-3	1496 / 1760	439-2357 / 432-2679	297 / 416	8 / 5