



2023-24 MICHIGAN STATE MEN'S BASKETBALL

media guide



UNIVERSITY INFORMATION

Location	East Lansing, Mich.
Enrollment	50,351
Founded	1855
Nickname	Spartans
Colors	Green and White
Interim President	Theresa K. Woodruff, Ph.D.
Athletics Director	Alan Haller
Department Phone	(517) 355-1623
Conference	Big Ten
Arena/Capacity	Breslin Center/14,797
All-Time Record at Breslin	446-69/Since 1989
Press Row Phone	(517) 353-1626
Ticket Office Phone	(517) 355-1610 or 1-800-GO-STATE

COACHING STAFF

Head Coach	Tom Izzo (Northern Michigan, '77)
MSU Record/Years	666-267/26
Overall Record/Years	666-267/26
Assistant Coach	Doug Wojcik (Navy, '87)
Assistant Coach	Mark Montgomery (Mich. St., '92)
Assistant Coach	Thomas Kelley (Mich. St., '99)
Dir. of Recruiting Operations	Jon Borovich (Central Michigan '01)
Chief of Staff	Garrett Briningstool
Video Coordinator	Austin Thornton
Assistant Video Coordinator	Doug Herner
Executive Assistant	Garrett Briningstool
Office Coordinator	Marina Donatelli
Equipment Manager	Dave Pruder
Athletic Trainer	Nick Richey
Strength & Conditioning Coach	Marshall Repp
Assistant Dir. of Operations	Matt McQuaid

Basketball Office Phone	(517) 355-1643
Basketball Office Fax	(517) 432-1018
Basketball Mailing Address	534 Birch Road, Room 150 East Lansing, Mich. 48824

ATHLETIC COMMUNICATIONS

Associate Director/Basketball Contact	Mike "Mex" Carey
Office Phone	(517) 355-2271
Carey's E-mail	carey@ath.msu.edu
Web Site	msuspartans.com
Mailing Address	550 S. Harrison Road East Lansing, Mich. 48823
Radio Network	Spartan Sports Network
Contact Person	Will Tieman
Phone	(517) 337-1776

TEAM INFORMATION

2022-23 Overall Record	21-13
2022-23 Home Record	12-2
2022-23 Road Record	4-6
2022-23 Neutral Record	5-5
2022-23 Big Ten Record/Finish	11-8/4th
2022-23 Big Ten Home Record	7-2
2022-23 Big Ten Road Record	4-5
Final 2022 Ranking	ESPN/USA Today - 20; AP - NR
2022 Postseason	NCAA Sweet-16
Returning Starters	4 (3 G, 1 C)
Letterwinners Returning	12 (8 G, 2 F, 2 C)
Letterwinners Lost	3 (2 G, 1 F)
Top Returners	Tyson Walker (Gr., G, 14.8 ppg, 2.8 apg) A.J. Hoggard (Sr., G, 12.9 ppg, 5.9 apg) Jaden Akins (Jr., G, 9.8 ppg, 1.2 apg) Malik Hall (Gr., F, 8.9 ppg, 4.3 rpg)
Newcomers	4 (2 G, 2 F) Jeremy Fears Jr. (G, 6-2, 185, Fr., Joliet, Ill.) Gehrig Normand (G, 6-6, 185, Fr., North Richlands, Texas) Xavier Booker (F, 6-11, 220, Fr., Indianapolis, Ind.) Coen Carr (F, 6-6, 215, East Point, Ga.)

PROGRAM HISTORY

First Season of Competition	1898-99
All-Time Record	1,826-1,154
NCAA Appearances	36
(1957, 1959, 1978, 1979, 1985, 1986, 1990, 1991, 1992, 1994, 1995, 1998, 1999, 2000, 2001, 2002, 2003, 2004, 2005, 2006, 2007, 2008, 2009, 2010, 2011, 2012, 2013, 2014, 2015, 2016, 2017, 2018, 2019, 2021, 2022, 2023)	
Final Four Appearances	10
(1957, 1979, 1999, 2000, 2001, 2005, 2009, 2010, 2015, 2019)	
NCAA Tournament Record	72-35
NCAA Championships	2 (1979, 2000)
Big Ten Championships	16
(1957, 1959, 1967, 1978, 1979, 1990, 1998, 1999, 2000, 2001, 2009, 2010, 2012, 2018, 2019, 2020)	
Big Ten Tournament Championships	6
(1999, 2000, 2012, 2014, 2016, 2019)	

CREDITS - The 2023-24 Michigan State Men's Basketball Media Guide is a production of the MSU Athletic Communications Office.

Written, compiled and edited Associate Director, Athletic Communications/Men's Basketball, Mex Carey and Associate Athletics Director for Communications Matt Larson. Additional assistance from the Athletic Communications staff interns Max Fritsch and Antonio Johnson. Editorial assistance from Director of Athletic Communications Jamie Baldwin, Athletic Communication associate director Ben Phlegar and assistant directors Kara Fisher, Zach Fisher, Austin Overmann and Maggie Hudson.

Cover, template and player bio design by Jonathan Hevron.

Photos courtesy of Matthew Mitchell/Matthew Mitchell Photography; Dale Young/Detroit News; Rey Del Rio/Del Rio Images; NBA Photos; Naismith Memorial Basketball Hall of Fame; Bruce Schwartzman/Schwartzman Sports Photography; USA Basketball.



SPARTAN SOCIAL CORNER

2023-24 SCHEDULE

OCTOBER

WED.	25	HILLSDALE COLLEGE (EXHIBITION)	EAST LANSING, MICH.	7 P.M.
SUN.	29	TENNESSEE (EXHIBITION)	EAST LANSING, MICH.	3:30 P.M.

NOVEMBER

FRI.	6	JAMES MADISON	EAST LANSING, MICH.	8:30 P.M.
THURS.	9	SOUTHERN INDIANA	EAST LANSING, MICH.	7 P.M.
Tues.	14	vs. Duke (Champions Classic)	Chicago, Ill.	7 p.m.
FRI.	17	BUTLER (GAVITT TIPOFF GAMES)	EAST LANSING, MICH.	6:30 P.M.
SUN.	19	ALCORN STATE (ACRISURE CLASSIC)	EAST LANSING, MICH.	6 P.M.
Thurs.	23	vs. Arizona (Acrisure Classic)	Palm Springs, Calif.	4 p.m.
TUES.	28	GEORGIA SOUTHERN	EAST LANSING, MICH.	6:30 P.M.

DECEMBER

TUES.	5	WISCONSIN *	EAST LANSING, MICH.	7 P.M.
Sun.	10	at Nebraska *	Lincoln, Neb.	6:30 p.m.
SAT.	16	VS. BAYLOR	DETROIT, MICH.	8 P.M.
MON.	18	OAKLAND	EAST LANSING, MICH.	7 P.M.
THURS.	21	STONY BROOK	EAST LANSING, MICH.	TBA
Sat.	30	INDIANA STATE	East Lansing, Mich.	2 p.m.

JANUARY

THURS.	4	PENN STATE *	EAST LANSING, MICH.	7 P.M.
Sun.	7	at Northwestern	Evanston, Ill.	TBA
Thurs.	11	at Illinois *	Champaign, Ill.	9 p.m.
SUN.	14	RUTGERS*	EAST LANSING, MICH.	NOON/4 P.M.
THURS.	18	MINNESOTA *	EAST LANSING, MICH.	6:30 P.M.
Sun.	21	at Maryland *	College Park, Md.	noon
Fri.	26	at Wisconsin *	Madison, Wisc.	8 p.m.
TUES.	30	MICHIGAN *	EAST LANSING, MICH.	9 P.M.

FEBRUARY

SAT.	3	MARYLAND *	EAST LANSING, MICH.	5:30/8 P.M.
Tues.	6	at Minnesota *	Minneapolis, Minn.	9 p.m.
SAT.	10	ILLINOIS *	EAST LANSING, MICH.	2 P.M.
Wed.	14	at Penn State *	University Park, Pa.	6:30 p.m.
Sat.	17	at Michigan *	Ann Arbor, Mich.	8 p.m.
TUES.	20	IOWA *	EAST LANSING, MICH.	7 P.M.
SUN.	25	OHIO STATE *	EAST LANSING, MICH.	4 P.M.

MARCH

Sat.	2	at Purdue *	West Lafayette, Ind.	8 p.m.
WED.	6	NORTHWESTERN *	EAST LANSING, MICH.	7 P.M.
Sun.	10	at Indiana *	Bloomington, Ind.	4:30 p.m.
Wed. – Sun.	13-17	Big Ten Tournament	Chicago, Ill.	
Tues. – Wed.	19-20	NCAA Tournament – First Four	Dayton, Ohio	
Thurs. – Sun.	21-24	NCAA Tournament – First & Second Rounds		
Thurs. – Sat.	28-30	NCAA Tournament – Regionals		

APRIL

Sat. – Mon.	6 & 8	NCAA Final Four	Phoenix, Ariz.
-------------	-------	-----------------	----------------

Home games (BOLD) played at the Breslin Center

* Denotes Big Ten Conference game

Game times are Eastern Standard Time and subject to change





2023-24 SCHEDULE 3

THE STAFF 4-22

Tom Izzo	6-14
Doug Wojcik	15
Mark Montgomery	16
Thomas Kelley	17
Jon Borovich	18
Nick Richey/Dr. Lorenzo Guess	19
Pruder/Thornton/Donnelly	20
Briningstool/Henk/Roberts	21
Team Physicians	22
Support Staff	23-24
Managers/Office Assistants	25

2023-24 SPARTANS 26-78

Jaden Akins	27-28
Xavier Booker	29-30
Coen Carr	31-32
Carson Cooper	33-34
Jeremy Fears Jr.	35-36
Malik Hall	37-40
A.J. Hoggard	41-44
Tre Holloman	45-46
Steven Izzo	44-48
Jaxon Kohler	49-50
Gehrig Normand	51-52
Nick Sanders	53-54
Mady Sissoko	55-56
Davis Smith	57-58
Tyson Walker	59-62
Game-By-Game Stats	63-78

2022-23 REVIEW 79-99

2022-23 Results	80
2022-23 Box Scores	81-97
2022-23 Statistics	98
2022-23 Big Ten Recap	99

HISTORY & TRADITION 100-129

1979 NCAA Champions	101
2000 NCAA Champions	102
Championship Teams	103-106
All-Americans	107-113
Retired Jerseys	114-115
Honors and Awards	116-123
Spartan NBA Draft Picks	124-125
Spartans In The NBA	125-126
NBA Honors	126
NBA Spartans All-Time Stats	127
USA Basketball	128
Spartan Captains	129

SPARTAN RECORDS 130-212

Scoring Records	131-132
1,000-Point Scorers	133-139
Rebounding Records	140-141
Field-Goal Records	141-142
Free-Throw Records	143-144
3-Point Field Goal Records	144-145
Assist/Steal/Block Records	146-147
Miscellaneous Records	148
Freshman Records	149
Opponent Records	150
Breslin Center Records	151
All-Time Summary	152-153
Year-By-Year Statistics	154-155

Yearly Attendance	156
All-Time Coaching Records	157
Year-By-Year Results	158-185
All-Time Record Vs. Opp.	186-203
All-Time Letterwinners	204-212

POSTSEASON HISTORY 213-232

Big Ten Tournament History	214-215
Big Ten Tournament Records	216
NCAA Tournament History	217-220
NCAA Tournament Records	221
NCAA Tournament Factoids	222
1957 Final Four	223
1979 Final Four	224
1999 Final Four	225
2000 Final Four	226
2001 Final Four	227
2005 Final Four	228
2009 Final Four	229
2010 Final Four	230
2015 Final Four	231
2019 Final Four	232

MEDIA INFORMATION 233-244

Board of Trustees/President	234-35
Athletics Director Alan Haller	235-36
Breslin Center Information	237
Gilbert Pavilion/Izzo Hall of History	238
Media Information	239
Spartan Sports Network	240
BTN/Big Ten Conference	241
Composite Schedule	242
Opponent Information	243
TV/Radio Roster	244

2023-24 MICHIGAN STATE ROSTER

NO.	NAME	POS.	HT.	WT.	CLASS	HOMETOWN/HIGH SCHOOL
0	Jaxon Kohler	F	6-9	245	So.	American Fork, Utah / Southern California Academy
1	Jeremy Fears Jr.	G	6-2	190	Fr.	Joliet, Ill. / Joliet West
2	Tyson Walker	G	6-1	185	Grad	Westbury, N.Y. / Christ the King / Northeastern
3	Jaden Akins	G	6-4	190	Jr.	Farmington, Mich. / Farmington / Sunrise Christian Academy (Kan.)
5	Tre Holloman	G	6-2	180	So.	Minneapolis, Minn. / Cretin-Derham
7	Gehrig Normand	G	6-5	190	Fr.	North Richland Hills, Texas / Birdville
11	A.J. Hoggard	G	6-4	210	Sr.	Coatesville, Pa. / Huntington Prep (W. Va.)
13	Steven Izzo	G	5-8	150	Grad	East Lansing, Mich. / Lansing Catholic
14	Davis Smith	G	6-0	160	Sr.	Atlanta, Ga. / Westminster
15	Carson Cooper	C	6-11	240	So.	Jackson, Mich. / IMG Academy (Fla.)
20	Nick Sanders	G	5-10	185	So.	Franklin, Mich. / Detroit Country Day
22	Mady Sissoko	C	6-9	250	Sr.	Bafoulabe, Mali, West Africa / Wasatch Academy (Utah)
25	Malik Hall	F	6-8	220	Grad	Aurora, Ill. / Sunrise Christian Academy (Kan.)
34	Xavier Booker	F	6-11	220	Fr.	Indianapolis, Ind. / Cathedral
55	Coen Carr	F	6-5	220	Fr.	East Point, Ga. / Legacy Early College (S.C.)

HEAD COACH: Tom Izzo (29th Year)

ASSISTANT COACHES: Doug Wojcik (6th Year); Mark Montgomery (3rd Year); Thomas Kelley (2nd Year)

DIRECTOR OF RECRUITING OPERATIONS: Jon Borovich (2nd Year)

CHIEF OF STAFF: Garrett Briningstool

VIDEO COORDINATOR: Austin Thornton

ASSISTANT DIRECTOR OF BASKETBALL OPERATIONS: Andrew Henk

ATHLETIC TRAINER: Nick Richey

EQUIPMENT MANAGER: Dave Pruder

STRENGTH & CONDITIONING COACH: Dr. Lorenzo Guess

PRONUNCIATION GUIDE

Jaden Akins	A-k-ins
A.J. Hoggard	HOE-gard
Mady Sissoko	Mau-Dee Si-SO-ko



coaches



29TH SEASON
TOM IZZO
HEAD COACH



25

STRAIGHT NCAA
TOURNAMENTS
(*active streak)

22

NBA DRAFT
PICKS

16

BIG TEN TITLES -
REGULAR SEASON &
TOURNAMENT COMBINED

8

NATIONAL COACH
OF THE YEAR HONORS

8

FINAL FOUR
APPEARANCES

Tom Izzo was enshrined in the Naismith Memorial Basketball Hall of Fame on September 9, 2016, cementing his status as one of the game's all-time greats.

Now in his 29th year, Izzo has compiled an impressive list of accomplishments, including the 2000 NCAA National Championship, 10 regular-season Big Ten Championships, six Big Ten Tournament titles, eight Final Four appearances, eight National Coach of the Year awards and a Big Ten-record 25 straight NCAA Tournament appearances. When the Spartans were selected for the 2023 NCAA Tournament, Izzo became the first men's basketball head coach in history to lead his team to 25-straight appearances.

These accomplishments, however, are not what make Izzo one of the best in the game, but rather it is his insatiable desire to accomplish more.

With a career record of 687-280, it's easy to see that Izzo knows how to win, but he also knows how to win the right way. In his 28 years directing the Spartan program, 85 percent of his players who completed their eligibility also left with a degree. In the last 23 years, 67 Spartans have received their undergraduate degrees.

In 28 seasons, Izzo has returned Michigan State to national prominence, placed his name in the NCAA record books and become a leader among college basketball coaches.

Izzo's 687 wins are fifth-most by any coach in his first 28 seasons in the history of college basketball. In late November 2009, he passed his mentor Jud Heathcote (340 wins) to become MSU's all-time winningest coach. When the Spartans beat Ohio State in the quarterfinals of the 2019 Big Ten Tournament, Izzo won his 600th career game. He became one of only two Big Ten coaches with at least 300 conference wins when MSU beat Iowa, 78-70, on Feb. 25, 2020. When the Spartans beat Maryland on March 6, 2022, the win gave Izzo 663 overall wins for his career, passing Bob Knight of Indiana for the most overall wins by a Big Ten head coach.

In the NCAA Tournament, Izzo is at his best, winning at a clip of .696 to rank third among all active coaches with at least 10 tournament games coached. His 55 NCAA Tournament wins are the most ever for a Big Ten coach, and rank sixth all-time.

A 2015 inductee into the Michigan Sports Hall of Fame, Izzo led MSU to seven Final Four appearances between 1999 and 2015, becoming just the fourth school in college basketball history to do it in any 17-year span, including just the third since the tournament field expanded to 64 teams in 1985. Izzo is one of just two coaches in NCAA history to reach four Final Fours in his first 10 years of coaching, joining Ohio State's Fred Taylor, and is just the second coach in NCAA history to appear in seven Final Fours in a 17-year span since the tournament expanded to 64 teams. His eight Final Four appearances rank fifth all-time, first among active coaches and first all-time among Big Ten coaches. Two stats stand out in Izzo's NCAA Tournament success: 1) MSU is 23-7 in the second game of an NCAA Tournament weekend 2) MSU is 15-11 as the lower-seeded team, while the 15 wins are the most in NCAA Tournament history for any coach.

Through 28 seasons, Izzo is one of the most successful coaches in Big Ten history. His .675 winning percentage in Big Ten games ranks fourth all-time among league coaches with at least 10 years of service. In all games, Izzo ranks fifth (.710). With 333 conference victories, Izzo ranks second all-time, trailing just Indiana's Bob Knight (353 wins). In the 2021-22 regular season finale, the Spartans beat Maryland to give Izzo his 663rd win, passing Knight (662) for the most overall wins by a Big Ten head coach.



IZZO CAREER COACHING RECORD

YEAR	OVERALL	PCT.	BIG TEN	PCT.	FINISH	POSTSEASON
1995-96	16-16	.500	9-9	.500	7th	NIT Second Round
1996-97	17-12	.586	9-9	.500	T-6th	NIT Second Round
1997-98	22-8	.733	13-3	.813	T-1st	NCAA Sweet 16
1998-99	33-5	.868	15-1	.938	1st	NCAA Final Four
1999-2000	32-7	.821	13-3	.813	T-1st	NCAA Champion
2000-01	28-5	.848	13-3	.813	T-1st	NCAA Final Four
2001-02	19-12	.613	10-6	.625	5th	NCAA First Round
2002-03	22-13	.629	10-6	.625	T-3rd	NCAA Elite Eight
2003-04	18-12	.600	12-4	.750	T-2nd	NCAA First Round
2004-05	26-7	.788	13-3	.813	2nd	NCAA Final Four
2005-06	22-12	.647	8-8	.500	T-6th	NCAA First Round
2006-07	23-12	.657	8-8	.500	T-7th	NCAA Second Round
2007-08	27-9	.750	12-6	.667	4th	NCAA Sweet 16
2008-09	31-7	.816	15-3	.833	1st	NCAA Runner Up
2009-10	28-9	.757	14-4	.778	T-1st	NCAA Final Four
2010-11	19-15	.559	9-9	.500	T-5th	NCAA Second Round
2011-12	29-8	.784	13-5	.722	T-1st	NCAA Sweet 16
2012-13	27-9	.750	13-5	.722	T-2nd	NCAA Sweet 16
2013-14	29-9	.784	12-6	.667	T-2nd	NCAA Elite Eight
2014-15	27-12	.692	12-6	.667	T-3rd	NCAA Final Four
2015-16	29-6	.829	13-5	.722	2nd	NCAA First Round
2016-17	20-15	.571	10-8	.556	T-5th	NCAA Second Round
2017-18	30-5	.857	16-2	.889	1st	NCAA Second Round
2018-19	32-7	.821	16-4	.800	T-1st	NCAA Final Four
2019-20	22-9	.857	14-6	.700	T-1st	**
2020-21	15-13	.536	9-11	.450	T-8th	NCAA First Four
2021-22	23-13	.639	11-9	.550	T-7th	NCAA Second Round
2022-23	21-13	.618	11-8	.579	4th	NCAA Sweet 16
28 Years	687-280	.710	333-160	.675		

** 2020 NCAA Tournament canceled due to COVID-19 pandemic.

Furthermore, Izzo brings stability to Michigan State basketball. Including 12 years as an assistant, the 2023-24 season is Izzo's 41st with the Spartans, as he is the longest serving active Big Ten men's basketball head coach. He is also a leader among his peers, serving as the NABC President from April 2010-April 2011, while currently serving as Director Emeritus. He's also held spots on the John R. Wooden Award Board of Governors and the USA Basketball Collegiate Committee.

Over the past 25 seasons, Izzo has compiled an impressive 654-252 (.722) record. A quick look at other stats further demonstrates the Spartans' success over that stretch: 315-142 (.689) in the Big Ten; 361-47 (.885) at the Breslin Center, including a Big Ten record 53-game winning streak; 144-129 (.527) against Top 25 teams (including four wins over No. 1-ranked teams); 89-43 (.674) in postseason play and 55-24 (.696) in the NCAA Tournament.

Individually, players have excelled under Izzo. Twelve Spartans (Charlie Bell, Miles Bridges, Mateen Cleaves, Paul Davis, Draymond Green, Gary Harris, Chris Hill, Drew Neitzel, Adreian Payne, Morris Peterson, Jason Richardson, Xavier Tillman Sr., Denzel Valentine and Cassius Winston) have earned some form of All-America honors. Valentine earned six different National Player of the Year awards in 2016 (Associated Press, Basketball Times, NABC, NBC, Sports Illustrated and USA TODAY Sports), and Green was named National Player of the Year by the NABC in 2012. Hill was a three-time Academic All-American, including being named the Academic All-American of the Year in 2005, while Neitzel also earned Academic All-America accolades. In 2019-20, Winston became the third player in MSU history to earn multiple consensus All-American honors, while Tillman Sr. was named a Second Team Academic All-American.

Forty-five different players have earned all-conference recognition, including 14 different first-team honorees, six Big Ten Players of the Year (Cleaves, Green, Lucas, Peterson, Valentine, Winston), three Big Ten Freshmen of the Year (Gary Harris, Miles Bridges and Jaren Jackson Jr.) and three Big Ten Defensive Players of the Year (Travis Walton, Jackson Jr. and Tillman Sr.).

One of the reasons for Izzo's success is his ability to recruit some of the nation's most talented high school players. During his time as head coach, Izzo has recruited 17 McDonald's All-Americans (Mateen Cleaves – 1996, Jason Richardson – 1999, Marcus Taylor and Zach Randolph – 2000, Kelvin Torbert – 2001, Paul Davis – 2002, Shannon Brown and Brandon Cotton – 2003, Keith Appling – 2010, Branden Dawson – 2011, Gary Harris – 2012, Deyonta Davis – 2015, Miles Bridges and Joshua



HEAD COACH TOM IZZO

Langford – 2016, Jaren Jackson Jr. – 2017, Xavier Booker and Jeremy Fears Jr. – 2023). In addition, 12 of the last 25 Michigan Mr. Basketball award winners suited up for the Green and White (1999 – Richardson, 2000 – Taylor, 2001 – Torbert, 2002 – Davis, 2004 – Drew Neitzel, 2009 – Derrick Nix, 2010 – Appling, 2012 – Matt Costello, 2015 – Davis, 2016 – Cassius Winston, 2018 – Foster Loyer, 2021 – Pierre Brooks), while Shannon Brown won the 2003 Illinois Mr. Basketball Award and Gary Harris won the 2012 Indiana Mr. Basketball Award.

But perhaps even more important to Izzo's success is his ability to take young talent and develop a player's skills, allowing him to grow as a player and go on to play professionally. Under Izzo, Michigan State has had 22 players selected in the NBA Draft, including 20 since 2000, 11 of whom were first rounders (Mateen Cleaves – 2000 first round, Morris Peterson – 2000 first round, Jason Richardson – 2001 first round, Zach Randolph – 2001 first round, Andre Hutson – 2001 second round, Marcus Taylor – 2002 second round, Erazem Lorbek – 2005 second round, Shannon Brown – 2006 first round, Maurice Ager – 2006 first round, Paul Davis – 2006 second round, Goran Suton – 2009 second round, Draymond Green – 2012 second round, Adreian Payne – 2014 first round, Gary Harris – 2014 first round, Branden Dawson – 2015 second round, Denzel Valentine – 2016 first round, DeYonta Davis – 2016 second round, Jaren Jackson Jr. – 2018 first round, Miles Bridges – 2018 first round, Xavier Tillman Sr. – 2020 second round, Cassius Winston – 2020 second round, Max Christie – 2022 second round).

While many players were high school All-Americans, Izzo took others who were not ranked in the top-75 coming out of high school and turned them into NBA talent. In addition, Izzo-recruit Charlie Bell played in the NBA during the 2001-02 season after signing a free agent contract. After a successful stint overseas, Bell played seven more seasons in the NBA. Alan Anderson, a member of the 2005 Final Four team, signed a free agent contract and played two years with the Charlotte Bobcats and, after a stint in Europe, returned for five seasons back in the NBA. In more recent years, Kalin Lucas and Bryn Forbes have also played in the NBA after signing free agent contracts, while Aaron Henry signed a two-way contract with the Philadelphia 76ers in 2021 and Joey Hauser signed a two-way contract with the Utah Jazz in 2023. Numerous other former Spartans have enjoyed lucrative professional careers playing overseas.

Izzo has also emerged as a teacher, not only to his players, but also his assistant coaches. Two current Division I head coaches served as assistants to Izzo, with Stan Heath at Eastern Michigan and Dwayne Stephens at Western Michigan. In total, eight former assistants have earned head coaching jobs. Former long-time assistant Mike Garland spent three seasons as head coach at Cleveland State following an initial seven-year stint at MSU, while Stan Joplin was also head coach at Toledo for 12 seasons, Jim Boylen served as head coach at Utah for four seasons, Heath served as head coach at Kent State, Arkansas and South Florida over 13 seasons and Tom Crean was the head coach at Marquette, Indiana and Georgia. The current coaching staff features two former assistants who were head coaches before returning to East Lansing – Doug Wojcik spent nine seasons between Tulsa and College of Charleston and Mark Montgomery was the head coach at Northern Illinois for 10 seasons.

In 2022-23, the Spartans extended their NCAA Tournament streak to 25 seasons, not only the longest in Big Ten history, but the third-longest in NCAA history and the second-longest active streak in the nation. MSU finished the season with a 21-13 overall record, including an 11-8 mark in the Big Ten that secured a fourth-place finish in the league. The Spartans reached the Sweet 16 of the NCAA Tournament for the 17th time since the field expanded to 64 teams in 1985 and the 15th trip under Izzo. Of the 30 20-win seasons in Michigan State history, Izzo has been involved in 27 of them, 22 as a head coach and five as an assistant.

The Spartans ended the 2021-22 season with a 23-13 overall record and were selected to the NCAA Tournament for the 24th-straight season, extending the longest streak in Big Ten history. The 24-year run also ranked tied for the third-longest in NCAA history and was the second-longest active streak in the nation. Izzo tied former Duke head coach Mike Krzyzewski for the most consecutive NCAA Tournament appearances and entered the 2022-23 season as the active leader for consecutive appearances.



Michigan State finished the 2020-21 season with a 15-13 overall record and advanced to the NCAA Tournament for the 23rd-straight season, the longest streak in Big Ten history and the third-longest active streak among Division I schools. In a season shortened to just 28 games due to the COVID-19 pandemic, the Spartans opened the season with six-straight non-league wins, including a 75-69 win at Duke in the Champions Classic. After starting the Big Ten Conference season with three-straight losses and a 2-7 record through nine games, MSU finished the season with a 7-4 mark against Big Ten opponents and closed out the regular season with five wins in its last seven games, including wins against No. 5 Illinois, No. 4 Ohio State and No. 2 Michigan.

The 2019-20 season finished with Michigan State clinching a share of the Big Ten regular season title for the third-straight year. The Spartans won their last five regular season games and six of the last seven overall, to finish 14-6 and claim a share of the title. While the postseason was canceled due to the COVID-19 pandemic, MSU finished the season with a 22-9 overall record and a 14-6 record in league play. The Spartans opened the season ranked No.



1 in the country in the Associated Press preseason poll, the first time in program history the team was the top-ranked team in the preseason. MSU finished the season ranked second in the country in assists per game (17.7), while also ranked fourth in field goal percentage defense (37.9%) and ninth in total rebounds per game (40.6). The 2018-19 season was among the most memorable in Michigan State history under Izzo. The Spartans posted a 32-7 overall record, the fifth 30-win season under Izzo, won a share of the Big Ten regular season championship, won the Big Ten Tournament Championship for a conference-record sixth time and reached the Final Four for the eighth time in 21 years and the 10th time in program history. Along the way, MSU won the Las Vegas Invitational, beat Michigan three times, including a 65-60 decision in the Big Ten Tournament Championship, and topped No. 1 Duke, 68-67, in the Elite Eight of the NCAA Tournament. MSU finished the year leading the nation in total rebounds (1,580) and total assists (715), while ranking among the top-10 in the country in six other categories: assists per game (3rd, 18.3 apg), total blocks (3rd, 205), field goal percentage defense (3rd, 38.1%), rebound margin (5th, 8.8 rpg), defensive rebounds per game (6th, 29.72 rpg) and blocked shots per game (7th, 5.3 bpg).




Michigan State finished the 2017-18 season with a 30-5 overall record, the fourth 30-win season under Izzo, advanced to the NCAA Tournament for a Big Ten-record 21st straight season and won the program's eighth Big Ten regular season championship. The Spartans set a school record for most wins in a regular season (28), won their first outright Big Ten Regular Season title since 2009, won 16 Big Ten Conference games for the first time and had the fewest losses in a regular season since the 2000-01 team went 24-3. The New Year started with MSU moving into the No. 1 spot in the national rankings for the fifth time in program history, and the fourth time under Izzo. The Spartans had win streaks of 14 games and 13 games during the season, earning a No. 3 seed in the Midwest Region of the NCAA Tournament. MSU finished the year leading the nation in assists per game (19.1), blocked shots per game (7.2), field goal percentage defense (36.7%) and rebound margin (+10.7).

The 2016-17 season saw Michigan State advance to the NCAA Tournament for a Big Ten-record 20th straight season. It was not an easy road, however, to reach the postseason. Before the season started, the Spartans lost senior forwards Ben Carter and Gavin Schilling to season-ending knee injuries. MSU's November was arguably the toughest opening month in college basketball history. In addition to games against four ranked opponents, all away from home, the Spartans traveled more than 13,600 miles in 22 days with trips to Hawaii, New York, North Carolina and the Bahamas. In December, the Spartans played seven contests without leading scorer Miles Bridges. Despite all the adversity, including losing a third player, Eron Harris, to a season-ending knee injury in February, the Spartans pulled together and used a 5-2 mark in February to earn their way into the NCAA Tournament. When MSU defeated Miami in the first round of the NCAA Tournament, the Spartans secured their 20th win of the season. It was quite an accomplishment for a team that was one of the least experienced (321st) and shortest (291st) in the nation according to KenPom.com.

The 2015-16 season was a milestone year both for Coach Izzo and the Spartans. Michigan State opened the year by winning its first 13 games, establishing a new school mark for best start to a season. When the Spartans defeated Boston College on November 26, Izzo became the 91st coach in NCAA history to record 500 career wins, with at least 10 seasons in Division I, and just the eighth coach to accomplish the feat in his first 21 seasons. He also became just the 18th coach to win 500 career games in his first collegiate head-coaching stop and was the eighth-fastest coach to reach 500 wins among those who did it all at one school, accomplishing the feat in 699 games.

On December 7, MSU rose to No. 1 in the regular-season polls for just the fourth time in school history, and the third time under Izzo. The Spartans would hold the top spot for a school-record four weeks. Following a perfect 13-0 non-conference slate, Michigan State would finish second in the Big Ten with a 13-5 mark. A victory over Northwestern gave Izzo 513 for his career, moving past Purdue's Gene Keady for second-most wins at a Big Ten School, trailing only Bob Knight (662). In the Big Ten Tournament, the Spartans defeated Ohio State, Maryland and Purdue to become the first school in Big Ten history to hold five conference tournament titles. The Spartans earned a No. 2 seed in the NCAA Tournament, where they were upset by No. 15 Middle Tennessee. MSU finished the season with a 29-6 record, matching the fourth-best win total in school history, as the Spartans' 26 regular-season victories equaled a school record. Izzo's Spartans were the only team in the nation to win 27 or more games every year from 2011-12 to 2015-16.



Statistically, the 2015-16 season was one of the most impressive in school history. Michigan State led the nation in 3-point field-goal percentage (43.4%), rebound margin (+11.4), assists per game (20.5) and total assists (719). The Spartans ranked in the top three in eight different categories, and in the Top 10 in 11 different categories. It marked the fifth time in Izzo's career that the Spartans led the nation in rebounding margin. MSU also set school single-season records for assists (719), 3-point field goals made (321) and blocked shots (177). The 719 assists were the 22nd-best total in NCAA history, while MSU recorded an assist on a nation's-best 71.3 percent of its field goals. At 79.8 points per game, the 2015-16 squad was the highest-scoring team of the Izzo era, and the highest-scoring team since 1985-86. In Big Ten Conference games, MSU led the conference in 12 stat categories and was ranked in the top three in 17 of the 21 stats.

The 2014-15 Spartans provided a lesson in resiliency and the power of togetherness. MSU opened the season ranked in the polls but by Christmas, the Spartans had fallen out of the rankings. Following a home loss to Illinois on Feb. 7, the Spartans stood at 15-8, including just 6-4 in conference. MSU closed the regular season by winning six of its last eight games, includ-

HEAD COACH **TOM IZZO****BY THE NUMBERS**

Final Four Appearances By Big Ten Coach

COACH	APPEARANCES
1. Tom Izzo (MSU) *	8
2. Bob Knight (Indiana)	5
3. Harold Olsen (Ohio State)	4
Fred Taylor (Ohio State)	4

Career Big Ten Victories

COACH	VICTORIES
1. Bob Knight (Indiana)	353
2. Tom Izzo (MSU) *	333
3. Gene Keady (Purdue)	265

Consecutive NCAA Tournament Appear.

COACH	APPEARANCES
1. Tom Izzo (MSU) *#	25
2. Mike Krzyzewski (Duke)	24
Bill Self (Tulsa, Illinois, Kansas)	24
3. Mark Few (Gonzaga)	23
Dean Smith (North Carolina)	23

Active Streak

Final Four Appearances

COACH	APPEARANCES
1. Mike Krzyzewski (Duke)	13
2. John Wooden (UCLA)	12
3. Dean Smith (North Carolina)	11
4. Roy Williams (Kansas/UNC)	9
5. Tom Izzo (MSU) *	8

Final Four Appearances Since 1996

(Izzo's First Season)

COACH	APPEARANCES
1. Tom Izzo (MSU) *	8
2. Roy Williams (Kansas/UNC)	7
3. Mike Krzyzewski (Duke)	7
4. John Calipari (Mass./Mem./UK) *	4

NCAA Tournament Wins

COACH	VICTORIES
1. Mike Krzyzewski (Duke)	101
2. Roy Williams (Kansas/UNC)	79
3. Dean Smith (North Carolina)	65
4. Jim Boeheim (Syracuse) *	58
5. Bill Self (Kansas) *	56
6. Tom Izzo (MSU) *	55
7. Jim Calhoun (N' eastern/UConn)	49
8. John Calipari (Mass./Mem./UK)	48
9. John Wooden (UCLA)	47

Most Wins: First 28 Seasons

COACH	VICTORIES
1. Roy Williams (Kansas/UNC)	783
2. John Calipari (Mass./Mem./UK) *	733
3. Bill Self (Tulsa/III./Kansas) *	729
4. Jerry Tarkanian (LBSU/UNLV)	689
5. Tom Izzo (MSU) *	687

* Active Coach

ing a final week that featured a come-from-behind home finale win over Purdue on Senior Day despite a first-half injury to Brandon Dawson, and a regular-season finale victory at Indiana without Dawson. In the Big Ten Tournament, MSU defeated Ohio State and No. 8 Maryland before falling to No. 6 Wisconsin in overtime. The Spartans were disappointed to have let a championship opportunity slip away, but entered the NCAA Tournament on a mission.



Having entered March just hoping to secure a spot in the NCAA Tournament, the postseason run turned a good season into a great one. As the No. 7 seed, MSU opened with a victory over No. 10 Georgia. In the third round, MSU faced No. 2 Virginia for the second-straight season, defeating the Cavaliers to advance to a nation's-best seventh Sweet 16 in the last eight seasons. At the East Regional in Syracuse, the Spartans trailed at the half against both No. 3 Oklahoma in the Sweet 16 and No. 4 Louisville in the Elite Eight, before rallying for a pair of victories to reach the Final Four. Making its nation's-best seventh Final Four appearance in the last 17 seasons, MSU got off to a quick start against No. 1 Duke before falling to the eventual National Champion Blue Devils. MSU would finish 27-12, 12-6 in the Big Ten.

The senior class of 2015 finished tied for the second-winningest class in school history with 112 wins. The 2014-15 Spartans established school single-season records for assists (646) and blocks (176), while the 294 made 3-pointers were second-most in school history. Averaging 16.6 assists per game, the Spartans ranked fifth in the nation, while ranking seventh in assist-to-turnover ratio (1.5). Defensively, MSU posted a .396 field-goal percentage defense, marking the fourth-straight season that Spartan opponents shot less than 40 percent from the field.

The 2013-14 season was not short of highlights. It started early, with No. 2 MSU knocking off No. 1 Kentucky, 78-74, on Nov. 12 in Chicago, in what was the earliest game ever between No. 1 and No. 2. One week later, MSU ascended to No. 1 in the polls, a position it would hold for three weeks – establishing a school record at the time for the longest stay at No. 1. In late November, the Spartans captured the Coaches Vs. Cancer Tournament in Brooklyn, marking MSU's first regular-season, neutral-site tournament championship since December 1998.

Injuries proved to be a common storyline during the 2013-14 campaign, as six different players, including each one of MSU's top four scorers, missed multiple games due to injury or illness for a total of 29 games missed. In 19 of 38 games, including 13 of 18 Big Ten contests, the Spartans were without their full allotment of players due to injury. In nine games, Michigan State was without two of its regular rotation players. In total, 11 different Spartans started at least one game, as Izzo employed 15 different starting lineups. The fluctuation led to inconsistent results through much of the Big Ten slate, but by the end of the regular season, MSU was getting healthy.

Playing at full strength, the Spartans played at a different level in the postseason, steamrolling through the Big Ten Tournament. The championship game featured the third meeting of the season between in-state rivals Michigan State and Michigan, marking the first time the Spartans and Wolverines would meet in the conference tournament. Although UM won the two regular-season meetings, this was the first time MSU would feature a complete roster, pulling away early in the second half to capture the fourth tournament championship in school history with a 69-55 victory.

MSU entered the NCAA Tournament as the No. 4 seed in the East Region, but was also a popular pick to advance to the Final Four and even cut down the championship nets. In the second round, Adreian Payne scored an MSU NCAA Tournament record 41 points to defeat Delaware, 93-78. Two days later, the Spartans advanced to the Sweet 16 with an 80-73 win over Harvard. Playing in the East Regional in New York City's Madison Square Garden, Michigan State defeated No. 1 seed Virginia, 61-59. In the Elite Eight, the Spartans held a nine-point lead in the second half against Connecticut, but the eventual National Champion Huskies would rally for a 60-54 victory.

The 2013-14 Spartans finished with a 29-9 record, including 12-6 in the Big Ten, finishing tied for second. The 29 wins tied for the fourth-best total in school history, while MSU established single-season school records for assists (637), made 3-point field goals (307), and blocks (174). Michigan State led the conference in field-goal percentage defense (39.7), while ranking second in field-goal percentage (47.4) and 3-point field-goal percentage (39.2). The Spartans also finished with an all-time low 11.6 turnovers per contest.

In 2012-13, the Spartans collected a 27-9 record, including 13-5 in the Big Ten, against perhaps the nation's most difficult schedule, playing 13 games against ranked opponents. The slate was especially difficult down the stretch as 14 of MSU's last 18 games (postseason included) were against opponents that participated in the NCAA Tournament. Michigan State advanced to its 16th consecutive NCAA Tournament as the No. 3 seed in the Midwest Region, and advanced to the Sweet 16 for the fifth time in the last six seasons, ranking tied for the most in the nation.

On Jan. 16, 2013, Izzo recorded his 200th conference victory against Penn State, joining Mike Krzyzewski (Duke) and Jim Boeheim (Syracuse) as the only then-active coaches in a power conference with 200 conference wins at their current school. In April, Izzo received the Wayman Tisdale Humanitarian Award, honoring an individual in college basketball who has made a significant impact on society.

The Spartans proved to be dominant defensively once again in 2012-13, pacing the Big Ten in field goal percentage defense (.390) and steals (8.0 spg), while ranking second in scoring defense (59.1 ppg) and third in 3-point field-goal percentage defense (30.0). MSU also continued to be strong on the glass, ranking second in the Big Ten and 10th in the nation with a +7.6 rebound margin, marking the 11th time that an Izzo-coached team ranked in the Top 10 in the nation.

The 2011-12 season was one of Izzo's most rewarding as head coach. The Spartans entered the season unranked, returning only two players who averaged more than 20 minutes a game the previous season. MSU opened the year with neutral-site losses to No. 1 North Carolina and No. 6 Duke, but responded with 15 straight victories, including road wins at No. 23 Gonzaga and No. 18 Wisconsin, marking the Spartans' first win in Madison since 2001. Keyed by a mid-February win at No. 3 Ohio State, MSU would go on to capture a share of the Big Ten regular-season championship, the seventh of the Izzo era, and head to the Big Ten Tournament where it defeated Ohio State to capture the third Big Ten Tournament title in school history, and the first since 2000. Michigan State was rewarded with a No. 1 seed in the West Region of the NCAA Tournament, where it would advance to the Sweet 16 for the 10th time in the last 15 years, good for second most in the nation. MSU would finish with a 29-8 record.

Statistically, the Spartans finished the 2011-12 season ranked second in the nation in field-goal percentage defense (.379), the best effort by a Spartan squad since 1959. Once again, the Spartans were a dominant presence on the glass, ranking fifth in the nation in rebounding margin (+8.0), and pacing the Big Ten for the 12th time in the last 15 seasons, and the 13th time in his career.

For his efforts, Izzo was named the 2012 Big Ten Coach of the Year by both the league's media and coaches. He also was named Division I National Coach of the Year by the NABC, and was CBSSports.com's pick for national coach of the year as well.

The 2010-11 Spartans finished with a 19-15 mark and advanced to a 14th-straight NCAA Tournament. MSU faced a difficult regular-season schedule that included 18 of 33 games against the RPI Top 50 and 23 of 33 against the RPI Top 100.

Michigan State turned in another great season in 2009-10, capturing a share of a second-straight Big Ten Championship and advancing to a sixth Final Four in 12 seasons. With MSU's 106-68 victory over UMass in the sixth game of the season, Izzo recorded his 341st victory, becoming Michigan State's all-time winningest coach. The Spartans opened Big Ten play with a school-best 9-0 start and captured a share of the regular-season crown with a 14-4 mark. Overall, MSU would finish with a 28-9 record.

The Spartans opened the 2010 NCAA Tournament as a No. 5 seed and advanced through the first weekend with narrow victories over New Mexico State (70-67) and Maryland (85-83). In the Midwest Regional, the Spartans won two more close games, defeating Northern Iowa (59-52) and Tennessee (70-69) to advance to the program's eighth Final Four and the sixth in the last 12 seasons under Izzo.

Michigan State led the nation in rebounding margin for the fourth time in Izzo's career, out-rebounding opponents by a +8.6 margin.

The 2008-09 season was one of the best in the history of Spartan basketball. Michigan State advanced to its fifth Final Four in 11 seasons, becoming just the fifth school in the history of college basketball to accomplish that feat. During the regular season, the Spartans won the Big Ten Championship with a 15-3 league record, including a school-best 8-1 mark on the road. MSU won the league title by four games, equaling the second-greatest margin in conference history. Overall, Michigan State finished the season with a 31-7 record, the third-highest win total in school history. For his efforts, Izzo was named Big Ten Coach of the Year for the second time in his career.

In the NCAA Tournament, Michigan State advanced through the first weekend with wins over Robert Morris and USC. In the Sweet 16, the Spartans took out defending National Champion Kansas. In the Elite Eight, MSU beat No. 1 seed and No. 1 ranked Louisville, marking just the third victory over the top-ranked team in The Associated Press Top 25 in school history. At the Final Four in Detroit's Ford Field, the Spartans beat No. 1 seed Connecticut before eventually falling to North Carolina in the title game.

Michigan State led the nation in rebounding margin for the third time in Izzo's career, out-rebounding opponents by a +9.3 margin. It marked the eighth time that an Izzo-coached team ranked in the top 10 in the nation. The Spartans also proved to possess a high-powered attack, leading the Big Ten in scoring offense (72.0 ppg).

Izzo directed Michigan State to a 27-9 record in 2007-08. The season finished with a trip to the Sweet 16 of the NCAA Tournament, marking MSU's seventh trip to the regionals in the last 11 years. The 27 wins marked the fifth-largest total in school history at the time, while the 24 regular-season victories were the then third-largest regular-season total for MSU. The Spartans were a perfect 17-0 at home, good for the first perfect home season since 2001 and the fourth in Breslin Center history.



HEAD COACH **TOM IZZO****IZZO'S NBA PIPELINE**

Since Tom Izzo became head coach, 25 of his former Spartans have played in an NBA game. (Entering 2022-23)



Maurice Ager, Alan Anderson, Keith Appling, Charlie Bell, Miles Bridges, Shannon Brown, Max Christie, Mateen Cleaves, Matt Costello, Deyonta Davis, Paul Davis, Branden Dawson, Jamie Feick, Bryn Forbes, Draymond Green, Gary Harris, Aaron Henry, Jaren Jackson Jr., Adreian Payne, Morris Peterson, Zach Randolph, Jason Richardson, Xavier Tillman Sr., Denzel Valentine, Cassius Winston

Former managers, graduate managers and staff have also found homes in the NBA.

Former video coordinator Jordan Ott was an assistant coach with the Los Angeles Lakers. Steve Hetzel is an assistant coach with the Portland Trailblazers and Sean Sheldon is an assistant coach for the Utah Jazz. Dan Vincent is the special assistant to the head coach for the Cleveland Cavaliers. Zach Peterson is a player development coach with the Oklahoma City Thunder and Mike Pires is a pro scout for the Brooklyn Nets. Andrew Henk is the head equipment manager for the Los Angeles Lakers. Brian Palazzolo is a personnel scout for the San Antonio Spurs. Andrew Novak is manager of scouting for the Minnesota Timberwolves. Brian Pauga is a Midwest Scout for the Utah Jazz and Matt Palazzolo is a stats auditor for the National Basketball Association. Former athletic trainer Quinton Sawyer is now an assistant athletic trainer with the Charlotte Hornets.

Camp Arifjan, Kuwait, from Aug. 27-31. Camp Arifjan defeated the other bases to win the championship under the direction of Coach Izzo. Izzo made a return trip to Kuwait in May 2006.

In 2003-04, MSU opened the season with a 5-7 mark after taking on one of the most difficult non-conference schedules in NCAA history. Rather than give up, Izzo and the Spartans rallied to win 12 of the next 15 games, finishing just one game out of first place in the Big Ten at 12-4. For the year, MSU posted an 18-12 mark. Michigan State became the first team in Big Ten history to lead the conference in scoring offense (71.3 ppg), field-goal percentage (52.2), 3-point field-goal percentage (43.4) and free-throw percentage (77.7) in the same season.

On Feb. 4, 2004, MSU defeated Iowa, 89-72, as Izzo recorded the 200th victory of his Spartan career, becoming just the third coach in MSU history to accomplish that feat. He also became the eighth head coach in NCAA history to record 200 wins in his first nine seasons. Ten days later, Izzo became just the third coach in Big Ten history to record 100 league wins in his first nine seasons, joining Bob Knight and Gene Keady as MSU defeated Minnesota, 69-58, on Feb. 14.

The 2002-03 season was a study in perseverance. Izzo rallied his team to win the final four regular-season games and eight of the last 10 conference games to finish 10-6 in the Big Ten, good for third place in the league. Michigan State made

The 2007-08 Spartans led the Big Ten in rebounding margin (+6.8). In league games, MSU paced the conference in field-goal percentage (47.4) for the fifth-straight season, becoming the first school in league history to accomplish that feat.

Michigan State finished with a 23-12 mark in 2006-07. The Spartans had to overcome a large amount of adversity and a very difficult Big Ten schedule to advance to a 10th-straight NCAA Tournament. The Spartans also did something for the first time in school history – recording Michigan State's first home win over a No. 1-ranked team, with a 64-55 decision over Wisconsin.

The 2006-07 Spartans excelled by getting back to basics – rebounding and defense. On the glass, the Spartans led the Big Ten in rebounding margin (+7.0). Defensively, MSU allowed opponents just 57.2 points per game, the lowest total since the 1951-52 squad allowed 56.0 points. Opponents also shot just 38.4 percent from the field, the lowest percentage since 1958-59 (.379). Nationally, the Spartans ranked sixth in scoring defense and field-goal percentage defense and eighth in rebounding margin.

In 2005-06, Michigan State finished with a 22-12 mark. The Spartans played one of the nation's toughest schedules, playing more games against teams ranked in the RPI top-25 (13) and top-50 (18) than any other school. In Big Ten games, MSU led the conference in five stat categories including free throw percentage (78.1), field-goal percentage (46.9), rebounding defense (30.1), rebounding margin (+4.2) and assists (15.81 apg).

Michigan State returned to the Final Four in 2005, becoming the only team to appear in four Final Fours between 1999 and 2005. The Spartans finished the season with a 26-7 mark, including 22-5 in the regular season. Since joining the Big Ten, only three Spartan teams finished the regular season with fewer losses.

In the NCAA Tournament, MSU defeated No. 1 Duke and No. 2 Kentucky in the Austin Regional, becoming the first team in tournament history to defeat the Blue Devils and the Wildcats in the same year. Despite losing to North Carolina in the Final Four, Izzo was named the 2005 Clair Bee Award winner, recognizing the Division I men's basketball coach who has made the most significant positive contribution to his sport.

Not only did the 2004-05 Spartans win, they were also statistically impressive, ranking in the top-15 nationally in six statistical categories, including free throw percentage (3rd, 77.7), scoring margin (7th, +13.1), assists per game (10th, 17.1 apg), field-goal percentage (11th, 48.7), rebound margin (11th, +6.8) and scoring offense (13th, 78.5 ppg). MSU led the Big Ten in scoring for the second-straight year with 78.5 points per game – its highest scoring average since 1985-86 (83.1 ppg).

During the season, Izzo recorded his 232nd win at MSU, moving past Benjamin Van Alstyne for the second most number of career wins in Spartan coaching history. In the summer of 2005, Izzo traveled to Kuwait to take part in "Operation Hardwood - Hoops With The Troops." Izzo was one of eight coaches and sports personalities coaching 13-member military basketball teams on

even bigger noise during the NCAA Tournament. The No. 7 seed Spartans easily dismissed Colorado in the first round, setting up a matchup with the No. 2 seed Florida Gators. The Spartans shocked many experts with a 68-46 victory in the Gators' home state. In the Sweet 16, MSU defeated defending national champion Maryland in a thrilling two-point game, before eventually falling to the No. 1 seed Texas Longhorns in the Lone Star State.

The Elite Eight appearance was the fourth for MSU between 1999 and 2003. During that time period, no other school made more than two trips. In fact, since the NCAA Tournament expanded to 64 teams in 1985, just four programs (Duke, Kentucky, Michigan State and North Carolina) have advanced to four Elite Eights in any five-year period.

The 2001-02 season may prove to be one of Izzo's finest. Despite losing 81 percent of the scoring load from 2000-01, and having three key players miss several games with injuries, Izzo led the Spartans to a 10-6 Big Ten mark (19-12 overall), finishing just one game out of first place. MSU won 10 of the last 13 regular-season games and earned a spot in the NCAA Tournament.

In 2000-01, Izzo earned NABC National Coach of the Year and District 11 Coach of the Year honors for leading Michigan State to its third straight Final Four and fourth straight regular-season Big Ten Championship. MSU became just the fourth school in Big Ten history to win four-straight league titles.

MSU opened the season by winning its first 12 games to establish the best start in school history. On Dec. 25, 2000, the Spartans earned the top spot in The Associated Press Top 25, marking the first time they held the No. 1 position in the AP Poll since 1979. In Big Ten action, Michigan State posted a 13-3 record to win a share of the league crown. The Big Ten finale vs. Michigan marked Izzo's 100th Big Ten game. Through his first 100 games, Izzo posted a 72-28 mark, the fifth-best record in Big Ten history.

In the 2001 NCAA Tournament, Izzo guided the Spartans to a third-straight Final Four. For a third consecutive season, Michigan State earned a No. 1 seed. MSU won the first three games by double figures, establishing a record with nine straight NCAA Tournament victories by double digits. When MSU defeated Temple, 69-62, in the South Regional Final, the Spartans became just the ninth school to reach three-straight Final Fours and just the third since the NCAA Tournament field expanded to 64 teams in 1985. On the season, MSU finished with a 28-5 record.

Michigan State led the nation in rebound margin for the second straight season at +15.4 boards per game, tying the fifth-largest margin in Division I history (greatest since 1980). The Spartans also ranked 13th in the nation in scoring defense (61.8 ppg).

In 1999-2000, Michigan State captured the second NCAA Championship in school history and its third straight regular season Big Ten Championship. MSU also won at least 30 games for the second straight season, posting a 32-7 mark, becoming just the second Big Ten school to accomplish that feat. The 65 wins over the 1998-99 and 1999-2000 seasons were the greatest two-year total in the history of the Big Ten. MSU also repeated as Big Ten Tournament champions.

Izzo led MSU to consecutive Final Fours for the first time in school history. For his efforts, Izzo was named USBWA District V Coach of the Year and NABC District 11 Coach of the Year. Izzo also recorded his 100th career victory in a Jan. 11, 2000, 77-71 overtime win over Indiana in the Breslin Center.

For the second consecutive season, Michigan State earned a No. 1 seed in the Midwest Region of the NCAA Tournament. After disposing of Valparaiso and Utah in Cleveland, the Spar-

THE TOM IZZO FILE

BORN

January 30, 1955, Iron Mountain, Mich.

HIGH SCHOOL

Iron Mountain High School

COLLEGE CAREER

Northern Michigan University, Guard, 1973-77

COLLEGE DEGREE

Northern Michigan, 1977

COLLEGE HONORS

1977 Team MVP

1977 Division II All-American (third-team)

Established school season record for minutes played

COACHING CAREER

Head Coach, Ishpeming High School, 1977-78

Assistant Coach, Northern Michigan, 1979-83

Assistant Coach, Michigan State, 1983-86

Assistant Coach, Tulsa, May-June 1986

Assistant Coach, Michigan State, June 1986-90

Associate Head Coach, Michigan State, 1990-95

Head Coach, Michigan State, 1995-Present

COACHING HONORS

Head Coach, 1997 Big Ten All-Star Team

1998 Associated Press National Coach of the Year

1998 Basketball News National Coach of the Year

1998 USBWA National Coach of the Year

1998 Big Ten Coach of the Year

1998 Basketball Times Midwest Region Coach of the Year

1999 Basketball Times National Coach of the Year

1999 NABC District 11 Coach of the Year

2000 NABC District 11 Coach of the Year

2000 USBWA District V Coach of the Year

2001 NABC National and District 11 Coach of the Year

USA Basketball Assistant Coach, 2001 Goodwill Games

Head Coach, 2002 NABC All-Star Game

USA Basketball Head Coach, 2003 Pan-Am. Games

2005 Clair Bee Coach of the Year

2009 Big Ten Coach of the Year

2011 John R. Wooden Legends of Coaching Honoree

2012 Big Ten Coach of the Year

2012 NABC National and District 7 Coach of the Year

2012 CBSSports.com National Coach of the Year

2013 Wayman Tisdale Humanitarian Award

OTHER HONORS

1990 Inductee, Northern Michigan Univ. Hall of Fame

1998 Inductee, Upper Peninsula Hall of Fame

2011 Inductee, National Italian-American Sports Hall of Fame

2015 Inductee, Michigan Sports Hall of Fame

2016 Inductee, Naismith Memorial Basketball Hall of Fame

FAMILY

Wife - Lupe

Daughter - Raquel (son-in-law, Matthew McDonald) and their daughter, Isabelle)

Son - Steven



HEAD COACH TOM IZZO

tans moved on to the Sweet 16 at the Palace of Auburn Hills, where they recorded come-from-behind victories versus Syracuse and Iowa State. In the Final Four, MSU defeated Wisconsin for the fourth time that season. The Spartans then captured their second NCAA title in school history, defeating Florida, 89-76.

In 1998-99, Izzo directed the Spartans on a magical run to the program's first appearance in the NCAA Final Four since 1979. Michigan State posted a record of 33-5, establishing a school record for most wins in a season. For his efforts, Izzo was named the Basketball Times National Coach of the Year and the National Association of Basketball Coaches (NABC) District 11 Coach of the Year. Throughout the Big Ten season, Michigan State established itself as the class program of the conference. Izzo directed the school to its second-straight Big Ten title. The Spartans followed up a 15-1 Big Ten regular season by capturing their first Big Ten Tournament championship. The 15 league wins tied a school record for most victories in conference play, while the Spartans' 93.8 winning percentage established a school record.

Whereas MSU's success in 1998-99 was expected, the Spartans took the college basketball world by storm in 1997-98. Izzo became the first MSU coach to earn Associated Press National Coach of the Year honors, leading MSU to a 22-8 record and a share of the Big Ten title. The Spartans posted a 13-3 mark in conference, earning Izzo Big Ten Coach of the Year honors.

Over the course of the 1997-98 season, Izzo and his team finished the year ranked No. 10 nationally by USA Today/ESPN, marking the first time the Spartans had finished in the Top 10 since 1995. In addition to his AP award, Izzo was named National Coach of the Year by Basketball News and the United States Basketball Writers Association (USBWA). Basketball Times selected Izzo as its Mideast Coach of the Year.

During Izzo's first season as head coach in 1995-96, he directed the Green and White to an overall slate of 16-16, including 9-9 in the Big Ten. Izzo recorded four wins over Top 25 teams. In 1996-97, Izzo guided the Green and White cagers to an overall mark of 17-12, including a Big Ten ledger of 9-9. Izzo led the Spartans to the second round of the NIT in each of his first two seasons.

In his 41st season as a member of the MSU coaching staff, Izzo has been with the Spartan program since taking a part-time assistant coaching position in 1983. An assistant coach with the Spartans from 1983-86, Izzo left MSU in May of 1986 to become the top assistant and recruiting coordinator at Tulsa. But, on June 10 of the same year, Izzo returned to East Lansing when Spartan assistant Mike Deane left to become head coach at Siena College.

Known as a tireless worker both on the recruiting trail and in the office, his hard work and loyalty were rewarded in July 1990, when Jud Heathcote appointed him associate head coach. His dutiful efforts were further recognized when, on March 30, 1993, then-MSU Athletics Director Merrily Dean Baker recommended both a one-year contract extension for Heathcote through the 1994-95 season and that Izzo be appointed head coach upon Jud's retirement. The MSU Board of Trustees accepted both recommendations on April 9, 1994.

Izzo originally came to MSU from Northern Michigan, where he had been an assistant from 1979-83. He was named a part-time assistant at MSU in September 1983. When former assistant Edgar Wilson left in November 1983, Izzo became a full-time assistant.

Izzo played guard for NMU's basketball team from 1973-77, and was voted the team's MVP as a senior. He was

also a third-team Division II All-America pick that year and established the Wildcat record for most minutes played in a season. Following his graduation from NMU in 1977, Izzo took over as head coach at Ishpeming High School and served in that position for the 1977-78 campaign.

A native of Iron Mountain, Michigan, Izzo and former NFL head coach Steve Mariucci were Iron Mountain High School teammates in football, basketball, baseball and track. As college roommates at Northern Michigan, Izzo walked on to the basketball team, while Mariucci did the same with football. Both would go on to earn Division II All-America honors. Despite their busy schedules, they remain the closest of friends. For 10 years, they co-hosted a golf tournament in Iron Mountain to raise money for the community, including a fitness center for the high school.

In 1990, Izzo was inducted into the Northern Michigan University Hall of Fame and was selected as an inductee into the Upper Peninsula Hall of Fame during the summer of 1998. He was inducted into the National Italian-American Sports Hall of Fame in 2011, and the Michigan Sports Hall of Fame in 2015. He received the sport's ultimate honor when his election into the Naismith Memorial Basketball Hall of Fame was announced on April 4, 2016. He was officially enshrined in Springfield, Massachusetts, on Sept. 9, 2016.

In 2001, Izzo received honorary degrees from both Northern Michigan and Michigan State, delivering the commencement address at both graduation ceremonies.

Izzo is also an active volunteer in the community. Among his many efforts, he is very active with Coaches Vs. Cancer, Volunteers of America and Sparrow Hospital. In 2009, Izzo was presented the Coaches Vs. Cancer Champion Award, recognizing his work and leadership in the fight to save lives from cancer.

Izzo was born Jan. 30, 1955. His family includes his wife, Lupe, daughter, Raquel and son, Steven. Raquel and her husband Matthew McDonald, welcomed a daughter Isabelle in July 2023.



PLAYING EXPERIENCE

Navy (1983-87)
Three-straight NCAA Tournaments
1986 Elite Eight

COACHING EXPERIENCE

Navy (1990-99)
- Assistant Coach
Notre Dame (1999-2000)
- Assistant Coach
North Carolina (2000-03)
- Assistant Coach
Michigan State (2003-04)
- Assistant Coach
Michigan State (2004-05)
- Associate Head Coach
Tulsa (2005-12)
- Head Coach
College of Charleston (2012-14)
- Head Coach
Gonzaga (2015-16)
- Special Assistant to the Head Coach
East Carolina (2017-18)
- Assistant Coach
Michigan State (2018-21)
- Recruiting Coordinator
Michigan State (2021-present)
- Assistant Coach

Doug Wojcik, a veteran college basketball coach with more than 30 years of experience, enters his sixth season back in East Lansing.

Since his return back to East Lansing for the 2018-19 season, the Spartans have won two Big Ten Regular Season titles (2019, 2020), a Big Ten Tournament title (2019), reached the Final Four (2019) and have made four NCAA Tournament appearances, including a run to the Sweet Sixteen in 2023. Six Spartans have earned All-Big Ten honors during that time, including two-time All-Big Ten First Team selection Cassius Winston and Tyson Walker, who was an All-Big Ten Second Team selection in 2022-23.

In 2023-24, the coaching staff welcomes a recruiting class that was ranked No. 5 in the country by 247Sports (the highest since the 2016 class which ranked No. 3 nationally) and includes one 5-star recruit and three 4-star recruits.

Wojcik previously spent two years (2003-05) at MSU as an assistant coach and associate head coach and was part of the 2005 Final Four Team prior to taking his first head coaching job at the University of Tulsa.

In Wojcik's nine years as a Division I head coach, he has a career record of 178-121 (.595) during stints at Tulsa (2005-12) and the College of Charleston (2012-14), reaching four teams into postseason play, averaging 20 wins per season overall, winning more than 60 percent of his conference games (88-58, .602), reaching three championship games and transitioning both programs to higher-ranked conferences.

During his seven seasons at Tulsa, Wojcik posted four consecutive 20-win seasons, followed back-to-back 25-win seasons, advanced to consecutive Conference USA Tournament championship games in 2008 and 2009, won the inaugural College Basketball Invitational (CBI) title in 2008 and received two NIT at-large bids in 2009 and 2010. He is the all-time winningest head coach in Tulsa history with 140 victories.

Following his tenure at Tulsa, Wojcik served as head coach at the College of Charleston for two seasons. He led his initial team to 24 wins, the Southern Conference tournament championship game, an appearance in the CBI and a two-year overall record of 38-29.

Wojcik has spent 22 years as a Division I assistant coach, at the U.S. Naval Academy, Notre Dame, North Carolina, Michigan State, Gonzaga and East Carolina, helping 11 teams reach the NCAA Tournament, including two Final Four appearances and three Sweet 16 appearances, along with seven conference championships.

Wojcik has helped recruit seven McDonald's All-Americans, four of whom were first round NBA Draft picks. In addition, he has coached or recruited 26 NBA players, developing 10 first round draft picks.

Wojcik began his coaching career in 1990-91 as an assistant at his alma mater, the United States Naval Academy. During his nine seasons in Annapolis, Navy won the Patriot League and advanced to the NCAA Tournament in 1994, 1997 and 1998.

As a player, Wojcik was a three-year starter and team captain at Navy. He

helped lead the Mids to three consecutive conference championships and NCAA Tournament appearances, including an Elite Eight trip in 1986, with a combined record of 82-17 during that span. He was named to the Colonial Athletic Association's Silver Anniversary Team. A Navy Athletics Hall of Fame inductee, Wojcik still ranks as the all-time leader in assists (714, 7.21 per game) and scored a career-high 18 points and had eight assists during the team's 1985 NCAA Tournament win over LSU, Navy's first NCAA Tournament win in 26 years.

A 1987 graduate with a bachelor's degree in physical science, Wojcik was commissioned as a Naval Officer and attended Surface Warfare Officer School in Newport, R.I. He was assigned to the USS W.S. Sims out of Mayport, Fla., where he served as First Lieutenant and Engineering Boilers Officer for two years prior to beginning his coaching career.

A native of Wheeling, W.Va., Wojcik played high school basketball for legendary Xavier and Wake Forest head coach Skip Prosser. Wojcik and his wife, Lael, have two sons, Paxson and Denham. Paxson played and graduated from Brown University in 2023, where he was the team captain and earned All-Ivy League honors. He now plays at the University of North Carolina, Chapel Hill as a graduate transfer. Denham is a junior point guard and team captain at Harvard University.



ASSISTANT COACH **MARK MONTGOMERY**

3RD SEASON



PLAYING EXPERIENCE

Michigan State (1988-92)
All-Big Ten Third Team (1992)
1992 Team Captain
Two-time Academic All-Big Ten

COACHING EXPERIENCE

Central Michigan (1997-2001)
- Assistant Coach
Michigan State (2001-07)
- Assistant Coach
Michigan State (2007-11)
- Associate Head Coach
Northern Illinois (2011-20)
- Head Coach
Detroit Mercy (2020-21)
- Assistant Coach
Michigan State (2021 – present)
- Assistant Coach

Mark Montgomery returned to his alma mater in June 2021 for his second stint on Tom Izzo's staff. He joined initially as the program's recruiting coordinator, but was moved into an assistant coaching role in October 2021.

Montgomery, a four-year starter at Michigan State under the legendary Jud Heathcote, was an assistant coach under Tom Izzo for 10 seasons.

He came back to Michigan State after spending the second half of the 2020-21 season on the staff at the University of Detroit

In his two years back at MSU, the Spartans have reached the NCAA Tournament twice, including an appearance in the Sweet 16 during the 2023 postseason. He has also mentored four players who have earned All-Big Ten honors, including Tyson Walker, an All-Big Ten Second Team selection in 2022-23.

In 2023-24, the coaching staff welcomes in a recruiting class that was ranked No. 5 in the country by 247Sports and includes one 5-star recruit and three 4-stars.

Montgomery was head coach at Northern Illinois for 10 seasons (2011-20) and took the program to new heights, leading the team to both a postseason appearance and a victory over a ranked opponent. His 124 wins were the third-most in school history and his 21-win campaign in 2015-16 was tied for the second-most victories in school history. He led the team to a share of the MAC West Division crown in 2019-20 and under his watch, his student-athletes accumulated three NABC All-District honors, six All-MAC honors and four MAC All-Freshman Team recognitions and one Lou Henson All-America Team selection.

During his 10 seasons on Izzo's staff at MSU (2001-11), the Spartans made 10-straight trips to the NCAA Tournament and three Final Four appearances. He coached 26 All-Big Ten players and six NBA Draft picks.

Montgomery started his coaching career at

Central Michigan in 1997-98. Following a 6-23 season in 1999-2000, the Chippewas made a worst-to-first turnaround the following season as they finished the 2000-01 campaign with a 20-8 record, winning the MAC with a conference mark of 14-4.

An All-Big Ten Third Team selection under Heathcote as a senior in 1992, Montgomery ended his career as the all-time leader in games played (125), was part of the 1990 Big Ten Championship team, three NCAA Tournament teams and an NIT Final Four team. Montgomery ranks sixth on the career assists chart (561) after leading the team in assists as a junior (169) and senior (190). He also ranks fourth on the MSU career steals list (168).

A two-time Academic All-Big Ten honoree, he earned his bachelor's degree in food industry management from Michigan State in 1992.

Following his graduation, Montgomery played professionally for four years in Germany, Lithuania and Sweden.

A native of Inkster, Mich., Montgomery starred in the prep ranks at Aquinas High School.

Montgomery and his wife, Alexandra, have two sons, Mason and Nicholas, and a daughter, Charlotte Ann.



ASSISTANT COACH **THOMAS KELLEY****3RD SEASON****PLAYING EXPERIENCE**

Michigan State (1994-99)

COACHING EXPERIENCE

Michigan State (2015-18)

- Graduate Manager

Western Michigan (2018-22)

- Assistant Coach

Michigan State (2022 - present)

- Assistant Coach



Former Michigan State men's basketball standout and graduate assistant Thomas Kelley rejoined the Spartans program as an assistant coach in June 2022.

Kelley, in his second year back with his alma mater, rejoined the MSU program after spending four seasons as an assistant coach at Western Michigan (2018-22).

In his first year back at MSU, the Spartans finished the season with a 21-13 record, advanced to the Sweet Sixteen of the NCAA Tournament and had three players earn All-Big Ten honors.

In 2023-24, the coaching staff welcomes in a recruiting class that was ranked No. 5 in the country by 247Sports and includes one 5-star recruit and three 4-stars.

During his time at Western Michigan, six Broncos earned Mid-American Conference (MAC) recognition and 13 earned Academic All-MAC recognition.

Kelley started his coaching career at Michigan State in 2015-16, joining Izzo's staff as a graduate manager alongside former Spartan Austin Thornton, who is now the video coordinator for the program. During his three seasons at MSU, Kelley was responsible for breaking down film, assisting with scouting and player development. The Spartans won two Big Ten Championships and reached three NCAA Tournaments during that time.

Kelley played at Michigan State from 1994-99, earning his bachelor's degree in communications. He began his playing career under legendary head coach Jud Heathcote. As a fifth-year senior in 1998-99, he was part of Izzo's first Final Four team, helping to lead the Spartans to a 33-5 overall record, the No. 2 national ranking by the Associated Press and a Big Ten Championship. During his playing days, the Spartans appeared in three NCAA Tournaments and two National Invitation Tournaments (NIT).

After his collegiate career, Kelley played 15 seasons overseas in Holland, Israel, Turkey, Austria, Hungary and Finland.

A native of Grand Rapids, Mich., Kelley and his wife, Amanda, were married in 2022. He has a stepson, Trey Ward, and a stepdaughter, Nala Ward.



DIRECTOR OF RECRUITING OPERATIONS **JON BOROVICH****2ND SEASON****PLAYING EXPERIENCE**

Central Michigan (1997-2001)

COACHING EXPERIENCE

Michigan State University (2001-03)

- Graduate Assistant

Dayton (2003-05)

- Director of Basketball Operations

Oakland (2005-07)

- Assistant Coach

Dayton (2007-11)

- Assistant Coach

Northern Illinois (2011-19)

- Assistant Coach (2011-15)

- Associate Head Coach (2015-19)

Northwestern University (2019-22)

- Assistant Coach

Michigan State (2022-Present)

- Director of Recruiting

Jon Borovich was named director of recruiting operations for the Michigan State men's basketball program, Head Coach Tom Izzo announced in August 2022.

Borovich started his coaching career at Michigan State as a graduate assistant from 2001-03 under Izzo.

In his first year back at MSU, the Spartans finished the season with a 21-13 record, advanced to the Sweet Sixteen of the NCAA Tournament and had three players earn All-Big Ten honors.

In 2023-24, the coaching staff welcomes in a recruiting class that was ranked No. 5 in the country by 247Sports and includes one 5-star recruit and three 4-star recruits.

Borovich returned to East Lansing after spending three seasons as an assistant coach at Northwestern (2019-22). He helped lead the Wildcats to seven Big Ten wins in each of the last two seasons, the program's most in a year since the 2016-17 season.

Prior to his stint at Northwestern, Borovich spent eight seasons (2011-19) as an assistant at Northern Illinois, the last four as associate head coach. Before arriving in DeKalb, he spent four seasons (2007-11) as an assistant coach at Dayton and two campaigns (2005-07) as an assistant at Oakland.

While at Northern Illinois, Borovich worked under Mark Montgomery, now an assistant at Michigan State. Borovich, who was promoted to associate head coach in August of 2015, played a large role in the rebuilding process at NIU that saw the team finish with a 21-13 record in 2015-16, the second-most wins in school history, and earn just the fourth postseason appearance in program history.

As an assistant at Dayton, Borovich helped the Flyers advance to the postseason in each of his four seasons. The Flyers averaged more than 24 wins per season during that span, were ranked as high as No. 14 in the Associated Press poll in 2007-08, went 27-8 in 2008-09 and reached the second round of the NCAA Tournament, won 25 games and the National Invitational Tournament (NIT) title in 2009-10 and again made the NIT in 2010-11.

During his two seasons at Oakland (2005-07), the Golden Grizzlies won 30 games. In Borovich's second year, Oakland compiled a 19-14 mark, the most wins for the school since joining Division I in 1997.

Borovich began his coaching career as a graduate assistant at Michigan State from 2001-03, assisting in video analysis while completing his master's degree in athletics administration. He then spent two seasons (2003-05) at Dayton as the Director of Basketball

Operations.

A native of Bloomfield Hills, Mich., Borovich played collegiately at Central Michigan from 1997-2001. A two-time captain, Borovich was a part of CMU's Mid-American Conference championship team that finished with 20 wins and earned Academic All-MAC honors as a senior. He earned his bachelor's degree in sports studies from Central Michigan in 2001, with a double minor in psychology and coaching.

Borovich and his wife, Kara, have two sons, Bennett and William.



ATHLETIC TRAINER **NICK RICHEY**

Nick Richey is in his eighth season as athletic trainer for the Michigan State men's basketball team.

Previously, Richey served as the head athletic trainer for the Wake Forest football program from 2014-16. Richey joined the Demon Deacons after spending two seasons as the Assistant Athletic Director for Sports Medicine at Bowling Green (2012-14), where he worked with the Falcon football program.

Prior to Bowling Green, Richey was an assistant athletic trainer at the University of Illinois for five seasons (2007-12), including four years as the head athletic trainer for football, and was an assistant athletic trainer at Notre Dame.

A native of Greenfield, Ind., Richey earned his bachelor's degree in athletic training from Purdue University in 2003 and his master's of education degree in health and promotions and health education from Virginia Tech in 2005.

Richey and his wife, Abby, have three children, sons Hayden and Grady, and daughter Cecilia.

STRENGTH & CONDITIONING COACH DR. LORENZO GUESS

Dr. Lorenzo Guess has dedicated 12 years of his career to Michigan State University, where he holds the prestigious position of Director of Athletic Performance. Dr. Guess's responsibilities include overseeing a team of highly skilled Athletic Performance professionals who are committed to delivering optimal results for the Olympic sports program. Additionally, Dr. Guess is the Director of Strength & Conditioning for men's basketball, where he implements his vast knowledge and experience to keep the players in top physical condition. Dr. Guess's unwavering dedication and expertise have made him an invaluable asset to MSU's athletic community.

Dr. Guess was named the basketball program's Director of Strength & Conditioning in August 2023 and reunites with his former head basketball coach, Tom Izzo. Dr. Guess now trains at the state-of-the-art Draymond Green Strength & Conditioning Center. MSU's men's basketball program uses Catapult, Vald, and Eliteform technologies to enhance player performance.

Dr. Guess completed his doctoral program with the United States Sports Academy in the summer of 2021. His research involves The Perception of Educational Barriers in Transition of African American Male Student-Athletes.

Dr. Guess was named a Master Strength and Conditioning Coach (MSCC) by the Collegiate Strength and Conditioning Coaches association (CSCCA) in May 2020, the highest honor given in the strength and conditioning coaching profession. Guess is also a certified strength and conditioning coach (SCCC) by the Collegiate Strength and Conditioning Coaches Association (CSCCA) and is a certified strength and conditioning specialist with the National Strength and Conditioning Association (NSCA). He is also a certified Functional Range Mobility Specialist (FRCms).

Dr. Guess was inducted into the Wayne Memorial High School Hall of Fame and the University of Cincinnati's Hall of Fame in 2019.

Dr. Guess previously held the position of Director of Player Enrichment from 2012 until June 2022. As part of this role, he supervised the "Overtime" player development program and coordinated it closely with Darien Harris, Assistant Athletics Director/NIL & Special Advisor to the Athletics Director. Together, they oversaw all aspects of the player development programming for football. Dr. Guess also taught a Student Leadership class at MSU for three years.

A former Spartan safety, Dr. Guess returned to East Lansing in 2012 and worked with former longtime MSU head strength and conditioning coach Ken Mannie and former head football coach Markantonio for eight seasons (2012-19). He brings 18 years of experience as a strength and conditioning coach at the collegiate level.

Since Dr. Guess' arrival as a full-time staff member, the Spartans have won two Big Ten Football Championships (2013, 2015) and played in eight bowl games, including four BCS/New Year's Six bowls (2014 Rose, 2015 Cotton, 2015 CFP Semifinal at Cotton Bowl, 2021 Peach).

A native of Wayne, Michigan, Dr. Guess spent two seasons (2010-11) as an assistant director of strength and conditioning at Notre Dame while working with head coach Brian Kelly. Dr. Guess also worked with Kelly for one season at Cincinnati as a tight ends coach, helping the Bearcats to a 12-1 record in 2009 and an appearance in the Sugar Bowl following UC's second straight BIG EAST Championship. He helped mentor Super Bowl Champion Travis Kelce at UC, who has earned first-team All-Pro accolades four times and Pro Bowl honors eight times as a tight end during his career with the Kansas City Chiefs.

Prior to coaching at Cincinnati, Dr. Guess worked on the strength and conditioning staff at South Florida (2009), Alcorn State (2008), Kentucky State (2007), Cincinnati (2006) and Tiffin (2005). Guess served as the assistant strength and conditioning coach at South Florida while working with the men's basketball team for one season and was the head strength and conditioning coach at Alcorn State. In 2007, Guess was the secondary coach at Kentucky State and doubled as the head football strength and conditioning coach. He held the same positions in 2005 at Tiffin.

Dr. Guess earned a bachelor's degree from Michigan State in 2002 and graduated from Tiffin University in 2007 with a master's degree in business administration. He was an Academic All-Big Ten selection in 1998.

While at Michigan State, Dr. Guess was a four-year letterwinner in football (1998-2001) and also earned two letters with the basketball team. As a safety, Dr. Guess helped Michigan State defeat Florida in the 2000 Citrus Bowl and Fresno State in the 2001 Silicon Valley Bowl. He was part of two Big Ten titles and an NCAA Final Four appearance (1999) with the Spartan basketball team. Dr. Guess, who played in 45 career games and recorded 111 tackles, tallied a career-high 47 tackles, six pass break-ups, and four interceptions as a senior in 2001. In 1999, Dr. Guess was one of the components on a defense that ranked No. 1 in the Big Ten in rushing defense, and during the 2000 season, MSU led the conference in both total defense and pass defense.



DIRECTOR OF ATHLETIC EQUIPMENT **DAVE PRUDER**



basketball team.

Serving as the equipment manager for the Spartan men's basketball team is Dave Pruder. A certified equipment manager and a member of the equipment staff since 1989, Pruder was promoted to director of athletic equipment in 2015. In addition to the planning and distribution of equipment for Spartan athletes, Pruder acts as a liaison between Michigan State and outside equipment and apparel companies.

An avid runner, he has completed 82 marathons, including one in every state and 20 Boston Marathons.

Pruder earned his bachelor's degree in business from Michigan State in 1987, his master's degree in physical education and exercise science in 1989 and his M.B.A. in 1992. Pruder's family includes wife, Theresa, daughter, Kristen, and son, David Thomas, who is a freshman manager for the men's

VIDEO COORDINATOR **AUSTIN THORNTON**



Former Michigan State captain Austin Thornton returned back to the men's basketball program in June 2021 as the team's video coordinator.

In his two years back at MSU, the Spartans have reached the NCAA Tournament twice, including an appearance in the Sweet 16 during the 2023 postseason. Thornton has also been heavily involved in Michigan State's "Grind Week," held each of the last three years. During "Grind Week," many former men's basketball players return to campus to participate in workouts, lifting sessions and scrimmages with the current squad. This year, "Grind Week" included a youth clinic with kids from the Boys & Girls Club of Lansing.

Thornton previously spent two seasons on Head Coach Tom Izzo's staff as a graduate assistant coach from 2015-17, working alongside another former Spartan captain, Thomas Kelley, who is now an assistant coach at MSU.

A former Spartan captain, Thornton played under Coach Izzo from 2007-12. He was part of teams that reached two Final Fours and won three Big Ten Championships. He was the co-captain of the 2012 Big Ten Regular Season Champions and helped lead MSU to the Big Ten Tournament title, tying a tournament record in 3-point percentage.

Thornton played professionally in Switzerland, Australia and Hungary following his collegiate career. He spent one year as a varsity and freshman high school coach at Sparta High School prior to returning to MSU in 2021.

Thornton's son, Carson, is a junior at East Grand Rapids High School.

ASSISTANT VIDEO COORDINATOR **COLIN DONNELLY**



Colin Donnelly is in his second season on the Michigan State staff as assistant video coordinator.

Donnelly returned to his alma mater in 2021 after spending the 2020-21 season as a graduate assistant at Arkansas, when the Razorbacks reached the NCAA South Regional Elite Eight. He started his career as a graduate assistant at Kent State University during the 2019-20 year.

A former manager under Head Coach Tom Izzo, Donnelly was part of teams at MSU that won two Big Ten Regular Season Championships, two Big Ten Tournament titles and was the Head Manager as a senior in 2018-19, when the Spartans reached the Final Four.

Donnelly graduated from Michigan State in 2019 with a bachelor's degree in journalism and earned a master's degree in sports administration from Kent State in 2022.

CHIEF OF STAFF **GARRETT BRININGSTOOL**

Garrett Briningstool is in his seventh year on the full-time staff in MSU Athletics and his fifth in the basketball office. He was promoted to Chief of Staff for the men's basketball program in June 2021 after serving two years as an executive assistant to Head Coach Tom Izzo.

Briningstool made the transition to men's basketball in 2019 after spending the previous two years as the on-campus recruiting coordinator for the football program.

In his role with football, Briningstool coordinated all recruiting special events, including all official and unofficial visits. He also assisted in the management of gameday operations and was responsible for football and basketball gameday tickets for all recruits and their guests. In addition, Briningstool worked alongside executive director of player personnel Sheldon White on the structure and direction of recruiting related projects.

Briningstool, who started working for the football program in 2010, spent three years (2014-16) as an operations intern prior to his full-time appointment. He spent four years (2010-13) as an operations student assistant at MSU prior to his internship role in operations.

Briningstool graduated from Michigan State with a bachelor's degree in economics.

He and his wife, Lauren, were married in July 2022.

ASSISTANT DIRECTOR OF BASKETBALL OPERATIONS **ANDREW HENK**

Former men's basketball student manager Andrew Henk returned to his alma mater in August 2023 as the program's assistant director of basketball operations.

A Michigan native, Henk spent four years in the NBA as the head equipment manager for the Los Angeles Lakers (2019-23). While with the Lakers, Henk spent 97 days in the NBA Bubble during the COVID-19 pandemic and was part of the team that won the 2020 NBA Championship.

Prior to his move to the West Coast, Henk spent two years with the Detroit Pistons (2017-19), first as an equipment intern and then being promoted to a full-time assistant equipment manager during the 2018-19 season.

His first experience in the NBA came in 2016, when he was an account executive in organizational business development for the Cleveland Cavaliers. Henk was with the Cavs when the team won the 2016 NBA title.

He started his professional career with the MSU Athletics Department, serving as a development coordinator for Spartan Fund in 2014-15 and returned during the summer of 2017 for a short stint as an intern in the ticket office while volunteering in the MSU football equipment room.

A 2014 graduate of Michigan State with a bachelor's degree in journalism, Henk was a manager for Head Coach Tom Izzo from 2012-14, part of teams that won the Big Ten Tournament Championship in 2014 and reached the Sweet 16 in 2013 and the Elite Eight in 2014. He earned a master's of business administration in athletic administration from Southern New Hampshire University in 2017.

ACADEMIC COORDINATOR **HANNON ROBERTS**

Hannon Roberts, Assistant Director of Student-Athlete Support Services (SASS), is in her fifth year as the Academic Coordinator the men's basketball, while also working with the men's golf team.

Prior to joining the SASS team at Michigan State, Roberts worked for three years at Clemson, serving first as a learning specialist and assistant tutor coordinator, then as an academic coordinator for the volleyball and track & field teams. Before her time at Clemson, Roberts worked in Athletic Academic Services at both Georgia Southern and Central Florida.

A native of Lansing, Roberts earned a bachelor's degree in arts and humanities from Michigan State. She went on to earn a master's degree in higher education from Tennessee.

She and her husband, Chris Roberts, have a daughter, Kennedy, and a newborn boy, Spencer.



DIRECTOR OF ATHLETIC MEDICINE **JEFF KOVAN**



Dr. Jeff Kovan has served as the Director of Athletic Medicine for Michigan State since March 2022. He had served as the Director of Primary Care Sports Medicine since 1996 and also represents the University as the Athletic Health Care Administrator, representing MSU at the Big Ten and NCAA level.

Dr. Kovan is an associate professor in the College of Osteopathic Medicine, Department of Orthopedics. He is Board certified in Family Medicine and has completed his Certificate of Added Qualifications in Sports Medicine.

A 1987 graduate of MSU's College of Osteopathic Medicine, he returned to MSU in 1995 to direct the school's Sports Medicine program. His family includes wife, Jessica, daughters, Brianna and Sarah, and son, Zachary.

TEAM PHYSICIAN **MAT SAFFARIAN**



Dr. Mat Saffarian joined the Michigan State men's basketball program as a primary care physician prior to the 2022-23 season.


Dr. Saffarian earned his undergraduate degree from Alma College, where he played four years of varsity soccer, prior to starting medical school at Michigan State's College of Osteopathic Medicine. He completed his residency in Physical Medicine and Rehabilitation at MSU in 2014, where he served as chief resident his fourth year.

Following residency, he completed a two-year fellowship program in Interventional Spine, Electrodiagnostic Medicine, and Sports Medicine at Michigan State. Dr. Saffarian is currently board certified in Physical Medicine and Rehabilitation, Electrodiagnostic Medicine, Pain Medicine, and Sports Medicine.

Dr. Saffarian serves as a Team Physician with Michigan State Athletics and an Associate Professor through the College of Osteopathic Medicine. He was named the Program Director for the Physical Medicine and Rehabilitation Interventional Spine and Pain Medicine Fellowship program. Nationally, he serves on the Patient Safety Committee for the Spine Intervention Society and the Ultrasound Committee for the American Medical Society for Sports Medicine. Dr. Saffarian joined the Michigan State men's basketball program as the head team physician prior to the 2022-23 season. In addition to basketball, Dr. Saffarian has served as the head team physician for the MSU men's and women's soccer teams since 2016.

His family includes his wife, Katie, and his children, Kara and Shane.

TEAM PHYSICIAN **DR. TOUFIC R. JILDEH**



Dr. Toufic R. Jildeh, MD serves as a team physician for Michigan State Athletics, as well as an assistant professor in the department of orthopedic surgery. He earned his bachelor of science from Michigan State and his medical doctorate from Wayne State University School of Medicine.

Jildeh then attended Henry Ford Health System in Detroit for his orthopedic surgery training and was selected for a specialized Orthopedic Surgery Sports Medicine Fellowship at the Steadman Clinic/Steadman Philippon Research Institute in Vail, Colorado.

CREATIVE DIRECTOR CARA KAYE



Cara Kaye is in her sixth year overseeing social media and creative content for the men's basketball team. She was promoted to Creative Director in June 2021. In her role, Kaye is responsible for managing all of the men's basketball social media platforms and developing social strategy and content for Twitter, Facebook, Instagram, and other emerging platforms. In addition, she develops original material including photo, video, graphics, and motion graphics to enhance the MSU men's basketball's digital presence.

Kaye graduated from Michigan State in 2017 with a bachelor of science in marketing from the Eli Broad College of Business. While in school, she worked in the men's basketball office as a student secretary for two years and as a recruiting student assistant for the other two. She also worked as a teaching assistant in the Computer Science and Engineering Department and as a research assistant in the Eli Broad College of Business.

Kaye earned a master's of science in market research from Michigan State and served as a social media and recruiting graduate assistant for the men's basketball program.

DIRECTOR OF CREATIVE VIDEO JULIAN STALL



Julian Stall is in his third year as the director of creative video for the men's basketball program, joining the team in June 2021. Stall serves as the program's videographer and works closely with the social media and communications staff to determine distribution on social media channels.

Stall has been with the Michigan State Athletics Department for the last six years, serving as a producer in Spartan Vision.

Stall graduated from Michigan State in 2015 with a bachelor of arts in media and information.

A native of DeWitt, Mich., he spent four years in the Spartan Marching Band and Spartan Brass.

TEAM DIETITIAN KRISTIN JAKUS



Kristin Jakus is in her third year with Michigan State Athletics and her second as the team dietitian for the men's and women's basketball programs.

Jakus came to East Lansing in September 2021 as a Performance Nutrition Basketball Fellow and took over in a full-time roll in July 2022.

Prior to her arrival at MSU, Jakus worked with the men's and women's basketball teams at the Arkansas from 2018-21. In addition, she worked with the women's volleyball and men's and women's golf teams.

Jakus has experience in the NBA as well, working with the Milwaukee Bucks during the 2017-18 season in the Sports Nutrition Immersion Program (SNIP). While there, she also worked with the team's G-League affiliate, the Wisconsin Herd.

A native of Colorado Springs, Colo., Jakus earned a bachelor of science in dietetics from Northern Colorado in 2014 and went on to earn a masters of nutrition, with a concentration in sports nutrition, from the Utah in 2016.

In 2019, Jakus was recognized as a Board-Certified Specialist in Sports Nutrition.

OPERATIONS COORDINATOR MARINA DONATELLI



Marina Donatelli is in her third year as the Operations Coordinator for the men's basketball program, joining the team in September 2021. Donatelli plays a vital role in the day-to-day operations of the program, including office management, supervises the student operations staff, assists in the management of gameday operations and basketball tickets for all recruits and their guests.

Donatelli had previously worked in the Spartan Ticket Office within the Michigan State Athletic Department from 2008-16, starting as an intern and moving up to an Associate Ticket Manager.

Donatelli graduated from Michigan State in 2007 with a bachelor of arts in community relations. While in school, she worked with the Spartan Fund as a student assistant on hockey and football game days in the suite and club areas

Married to Jim Donatelli, the couple has two children, Lucia and Anthony.



GRADUATE MANAGER **IAN JONES**

Ian Jones is in his third season with the Michigan State men's basketball program.

Jones graduated from East Carolina in 2021 with a bachelor's degree in sports studies. He played two years on the men's basketball team, appearing in three games during his senior year. As a junior in 2019-20, he earned a spot on the American Athletic Conference All-Academic Team. He joined the team after serving as a student manager during his freshman and sophomore years.

A native of Lillington, N.C., Jones graduated from Harnett Central High School. He averaged 16.3 points per game as a senior and 14.6 points per game as a junior.

GRADUATE MANAGER **MIKE PROVENZANO**

Michael Provenzano is in his first season with the Michigan State men's basketball program. Provenzano joins MSU after serving two years as the Associate Head Coach for the London Lightning professional basketball team in London, Ontario (Canada), where he won back-to-back league championships with the club. Provenzano graduated from Simon Fraser in 2020 with a bachelor's degree in health sciences. He was a four-year starter and three-year captain on the men's basketball team (Division II), starting all 112 games of his career. He finished his college career with 1,237 points and 482 assists. He ranks first all-time in games started and minutes played in the Great Northwest Athletic Conference (GNAC), as well as fifth all-time in conference assists. Following college, Provenzano went on to play professionally in Spain in 2020-21. A native of London, Ontario, Provenzano graduated from High Point Christian Academy in High Point, N.C. He was named First-Team All-State among North Carolina AAA private schools in his senior year.

GRADUATE MANAGER **KHY WINSTON**

Khy Winston is in his first year as a graduate manager with the Michigan State men's basketball program.

No stranger to the Spartans, Winston is the younger brother of former All-American guard Cassius Winston.

Winston graduated from Albion College in 2023 with a degree in anthropology. He was a member of Albion's Gerald R. Ford Institute for Leadership in Public Policy and Service and Carl A. Gerstacker Institute for Business and Management. Winston played basketball at Albion, averaging 6.0 points as a senior.

GRADUATE ASSISTANT, SPORTS SCIENCE **BENJAMIN KLEIN**

Benjamin Klein, who is in his second year as a Sports Science Graduate Assistant, works directly with the men's basketball program. Klein previously spent the summer of 2023 interning with the Chicago Bulls as a Sports Science/Strength & Conditioning Intern.

Prior to his arrival at Michigan State, Klein spent eight months interning with the UFC Performance Institute in Las Vegas, Nev. In addition, he spent the summer of 2021 as a Sports Performance Intern with FC Cincinnati of Major League Soccer.

Throughout the entirety of his undergraduate studies at Ohio State, Klein was a Sports Science Intern for the wrestling and men's lacrosse teams. Klein graduated from Ohio State in May 2022 with a bachelor's degree in communications. He is currently finishing up his master's degree in kinesiology. He is certified through the National Strength & Conditioning Association (CSCS), the National Academy of Sports Medicine (PES), and USA Weightlifting (USAW Level 1).

GRADUATE ASSISTANT, STRENGTH & CONDITIONING **JASON WHITENS**

Jason Whitens joined the men's basketball program as a graduate assistant in strength & conditioning during the summer of 2023.

Whitens came to MSU in 2021 and joined the team as a walk-on. He suffered a torn anterior cruciate ligament just over a minute into his first appearance during an exhibition game against Ferris State and sat out the remainder of the year. He came back for a fifth year in 2022-23, appearing in 19 games for the Spartans.

Whitens played three years at Western Michigan, appearing in 67 games with 48 starts and averaging 2.8 points and 3.3 rebounds.

A native of Powers, Mich., Whitens earned his bachelor's degree in sales & marketing from Western Michigan in 2021 and is currently pursuing a master's in sports coaching & leadership.

MANAGERS & OFFICE ASSISTANTS

CAREERS IN SPORTS



SPARTAN MANAGERS

Front Row (L to R): David Bernecker, Andrew McCall, Avery Zeigler, David Pruder, Will Scheer. **Back Row (L to R):** Sam Quiroz, Ben Scholler, Kieran O'Neil, Matthew Watkins, Dennis Mayfield, Will Beekman.



OFFICE ASSISTANTS

Front Row (left to right): Taya Theilk, Lauren Hitesman, Jojo Tocco. **Back Row (left to right):** Whitney Wells, Zara Ridley, Madi Miller, Brooklyn Samuel.

The student office assistants have also used their time in the Spartan basketball office to prepare for rewarding careers, including some in athletics. Here is a list of those still involved in athletics:

Toni ConnorSr. Manager, Suite and Loge Services,
..... Tampa Bay Lightning
Claire DonnellyDirector of Basketball Operations
..... University of Nevada
Kamry GilbertBrand/Event Marketing Coordinator,
..... Detroit Pistons
Laura HueAssociate A.D., Compliance, IU/UI
Cara KayeCreative Director, Michigan State Men's Basketball
Maddie QuickExec. Asst. to the President
..... United Shore Professional Baseball League
Kate SouderVarsity S Club Director, Michigan State
Taylor WashingtonSales Planner, NBC Universal
Kristyn (Weatherhead) CrippenPGA Apprentice
..... Cherry Hills (Colo.) Country Club

Since moving into the Berkowitz Basketball Complex in 2002, more than 40 managers, graduate managers and video coordinators have moved on to a profession in athletics. Here is a list of more than 30 still involved in athletics:

Eli Atzenhoffer	Video Coordinator, Western Michigan
Nate Babcock	Quality Control Coach, Georgia Tech
Jon Borovich	Director of Recruiting, Michigan State
Jamie Curtis	Coordinating Media Operator, ESPN
Colin Donnelly	Assistant Video Coordinator, Michigan State
Manny Dosanjh	Assistant Coach, Western Michigan
Sean Dwyer	Assistant Coach, Loyola Chicago
Jon Dykema	Director of Football Compliance/Lead Counsel, Detroit Lions
Chris Fowler	Assistant Coach, Western Michigan
Andrew Henk	Assistant Dir., Operations, Michigan State
Steve Hetzel	Assistant Coach, Portland Trailblazers
TJ Hurley	Head Coach, Livonia Franklin HS
Thomas Kelley	Assistant Coach, Michigan State
Ben McNally	Girls Varsity Coach & Teacher, South Lyon HS
Cole Miller	Video Intern, Miami Heat
Justin Munson	Athletic Business Operations Asst., Wayne State
Ryan Nadeau	Director of Player Personnel, Virginia Tech
Andrew Novak	Manager of Scouting, Minnesota Timberwolves
Jordan Ott	Assistant Coach, Los Angeles Lakers
Brian Palazzolo	Personnel Scout, San Antonio Spurs
Brian Pauga	Midwest Scout, Utah Jazz
Kevin Pauga	Associate AD/Administration, Michigan State
Zach Peterson	Assistant Coach, Los Angeles Lakers
Mike Pires	Pro Scout, Brooklyn Nets
Drew Seifert	Coaching Associate, Texas Legends
Sean Sheldon	Assistant Coach, Utah Jazz
Drew Valentine	Head Coach, Loyola Chicago
Dan Vincent	Special Asst to the Head Coach, Cleveland Cavaliers
Charlie Wesley	Lead Solutions Consultant, Hudl
George Wishart	Associate Director, CBS Sports






2023-24 spartans



#3

JADEN
AKINS

GUARD





#3 JADEN AKINS

6-4 • 190 • FARMINGTON, MICH.
JUNIOR • GUARD

AKINS' CAREER STATS

Year	GP/GS	Min/Avg	FG-FGA	FG%	3FG-FGA	3FG%	FT-FTA	FT%	OFF-DEF	REB	AVG	PF/D	A	TO	BL	ST	PTS	AVG
21-22	36/1	532/14.8	43-109	.394	19-50	.380	17-28	.607	23-62	85	2.4	45/0	25	24	9	22	122	3.4
22-23	30/25	823/27.4	110-262	.420	49-116	.422	24-34	.706	24-95	119	4.0	45/0	36	39	11	36	293	9.8
TOTAL	66/26	1355/20.5	153-371	.412	68-166	.410	41-62	.661	47-157	204	3.1	90/0	61	63	20	58	415	6.3

AKINS' CAREER BIG TEN STATS

Year	GP/GS	Min/Avg	FG-FGA	FG%	3FG-FGA	3FG%	FT-FTA	FT%	OFF-DEF	REB	AVG	PF/D	A	TO	BL	ST	PTS	AVG
21-22	20/0	27/13.9	17-50	.340	8-24	.333	10-15	.667	9-34	43	2.2	24/0	16	11	6	14	52	2.6
22-23	19/18	542/28.5	68-154	.415	33-77	.429	17-22	.773	9-67	76	4.0	33/0	25	27	5	24	186	9.8
TOTAL	39/18	820/21.0	85-214	.397	41-101	.406	27-37	.730	18-101	119	3.1	57/0	41	38	11	38	238	6.1

THE WORD

A very athletic combo guard • Has the ability to shoot from three, but can create and get into the paint • Very quick first step • Had a tremendous summer coming off injury last year • Expects to take a major step as a junior.

2022-23

Appeared in 30 games, starting 25 times • Had offseason surgery and returned for the start of the season before missing four games • Finished fourth on the team in scoring with 9.8 points per game • Also averaged 4.0 rebounds, 1.2 assists and 1.2 steals • Ranked 15th in the Big Ten in steals per game • Finished the season shooting 42.0 percent from the floor (110-of-162) • Connected on 42.2 percent of his 3-point attempts (49-of-116) and was second on the team in 3-point percentage and in 3-pointers made • Scored in double figures 13 times (8-5 record), including eight times against Big Ten opponents, and had at least five rebounds 11 times • Started 18 of 19 Big Ten games, averaging 9.8 points, 4.0 rebounds, 1.3 assists and 1.3 steals • Reached double figures in scoring in six of the last seven games of the season, averaging 13.4 points and 3.6 rebounds during that stretch • Averaged 11.0 points, 4.7 rebounds and 1.7 steals during the NCAA Tournament • Scored a career-high and Big Ten career-high 21 points in a loss at Iowa (2/25) • Grabbed a career-high nine rebounds in a win at Ohio State (2/12) • Handed out a career-high four assists and set a career mark with four steals in a home win over Rutgers (1/19) • Scored 16 points, with four rebounds, three assists, a career-high three blocks and one steal in the Sweet Sixteen loss to Kansas State (3/23) • An Academic All-Big Ten selection • The recipient of the Harold & Raynor Shnyder Office of the Provost Award at MSU's Student-Athlete Support Services (SASS) Spartan Academic Excellence Gala.

2021-22

Appeared in 36 games • Made one start, vs. High Point on Dec. 29 • Finished the season averaging 3.4 points and 2.4 rebounds in 14.8 minutes per game • Shot 39.4 percent from the

floor (43-of-109) and 38.0 percent from 3-point land (19-of-50) • Appeared in all 20 Big Ten games, averaging 2.6 points and 2.2 rebounds in 13.9 minutes • Scored in double figures three times • Had a career-high 12 points, with three rebounds, in 18 minutes against Baylor (11/26) in the championship game of the Battle 4 Atlantis • Scored 10 points and had three rebounds in win over Louisville (12/1) • Tallied a Big Ten-career high 10 points, with two rebounds, at Wisconsin (1/21) • Scored at least 5 points in 10 games • Scored nine points with career-highs in rebounds (7) and minutes played (24) in a win over Toledo (12/4) • Played a Big Ten career-high 24 minutes at Maryland (2/1) • Handed out a career-high 4 assists in the regular season finale against Maryland (3/6).

HIGH SCHOOL

A four-star prospect who was rated No. 50 overall nationally and No. 12 among point guards by 247Sports • Attended Sunrise Christian Academy in Kansas last year, the same program as current MSU teammate Malik Hall and former Spartan standout Lourawls "Tum Tum" Nairn Jr. • Helped lead Sunrise to a 21-4 record and a spot in the GEICO Nationals championship game • Scored 14 points in the title game loss to Montverde (Florida) Academy • Earned an invitation to the Allen Iverson Roundball Classic • As a junior at Farmington, averaged 23.0 points, 8.0 rebounds, 4.0 assists and 2.0 blocks per game • A third-team Detroit Press Division I All-State selection in 2020.

PERSONAL

Jaden Christopher Akins • Born on February 25, 2003 in Farmington Hills, Mich. • The son of Jerome Akins and April Simmons • Has an older brother, Myles • Favorite movie is Grown-Ups • Favorite TV show is Show-power • Favorite book is Ted & Me • Favorite athlete is Michael Jordan • Person or people he most admires are his parents "because they are great role models of what hard work looks like." • Communication major.

#34

XAVIER
BOOKER
FORWARD





#34 XAVIER BOOKER

6-11 • 220 • INDIANAPOLIS, IND.
FRESHMAN • FORWARD

THE WORD

A skilled and forward • Plays with fluidity • Has great ability to help space the floor • Has a 7-2 wingspan, second-longest on the team • A good lefty jumper and strong face-up game • Unselfish • Can put the ball on the floor and a good passer for his size • A good lob threat • Will continue to work and develop his body in the weight room

HIGH SCHOOL

Listed as the No. 11 recruit in the country by 247 Sports and No. 1 in the state of Indiana • A five-star recruit who carried three top-20 selections, No. 16 by ESPN, No. 16 by Rivals and No. 14 by On3 Sports • The No. 1 rated (Rivals, ESPN) or No. 2 (247 Sports, On3 Sports) at his position • The highest-ranked recruit to commit to Michigan State under Head Coach Tom Izzo, per 247 Sports • A finalist for the Naismith High School Boys Basketball Player of the Year award • A Third Team Naismith High School All-American selection • Selected to play in the 2023 McDonald's All-American game • Also selected to play in the 2023 Iverson Classic • Coached by Jason Delaney at Cathedral High School • The co-City Player of the Year in Indianapolis as a senior by the coaches from the City Alliance and a first team All-City selection • Averaged 15.2 points, 8.3 rebounds, 1.9 blocks and 1.8 assists as a senior • Helped lead the Irish to a 19-6 record, won their second-straight Section 10, Class 4A title and lost only three games in-state • As a junior, averaged 12.5 points and 6.7 rebounds while shooting 36.0 percent from 3-point land • Had 19 points, 14 rebounds and nine blocked shots against Ben Davis in the Indiana state tournament • Played for the George Hill All-Indy AAU team, coached by Mike Saunders • Most Valuable Player at the Pangos All-American Camp • Has a 7-5 wingspan.

PERSONAL

Xavier Ellis Booker • Born on September 9, 2004 in Indianapolis • Favorite TV Show is SpongeBob SquarePants and favorite movie is Back to the Future • Lists Drake as his favorite artist • Favorite athlete is LeBron James • Lists his parents as the people he most admires • Enjoys hanging out with his friends and playing 2K • Plays the piano.



55

55

COEN
CARR

FORWARD





#55 COEN CARR

6-5 • 220 • EAST POINT, GA.
FRESHMAN • FORWARD

THE WORD

One of the most athletic players in all of college basketball • An elite athlete and dunker • Can use his strength and frame to his advantage • A lefty who has the ability to change the game in transition • Height, strength, and athleticism aid him on the defensive end • Will continue to develop his jump shot over time.

HIGH SCHOOL

Earned a ranking of No. 25 in the ESPN100 • The No. 1 recruit in the state of South Carolina from 247 Sports and On3 Sports • Overall, ranked No. 32 by On3 Sports, No. 34 by Rivals and No. 46 by 247 Sports • Slotted among the top 20 players in the country at his position, coming in at No. 10 by 247 Sports, No. 6 by On3 Sports, No. 17 by Rivals and No. 18 by ESPN • Selected to play in the 2023 Iverson Classic • Played in the Rocket Mortgage High School Slam Dunk Championship • Coached by Barney Jackson at Legacy Early College • Played his first two seasons at Dutchtown High School in Hampton, Ga. • Named to the GBCA First Team All-County squad in 2022 • Played for the Georgia Stars AAU • Averaged 8.7 rebounds, 2.0 blocks and 1.3 steals at Peach Jam in 2022 • A member of the USA Basketball 3x3 U18 World Cup Team • Invited to the 2022 USA Basketball Junior National Team minicamp.

PERSONAL

Coen Evan Carr • Born on October 26, 2004 in Stockbridge, Ga. • The son of Cozard and Cynthia Carr • Has an older sister, Caidyn • His father played basketball at Denmark Technical College in South Carolina • Favorite TV Show is Family Matters and movie is Get on Up • Favorite athlete is Julius Erving • Favorite food his mother makes is a seafood boil • Person he most admires is his mom • Also played football and ran track in high school • Enjoys playing video games and watching movies • Plans to major in advertising management.



15

CARSON

COOPER

CENTER





#15 CARSON COOPER

6-11 • 240 • JACKSON, MICH.
SOPHOMORE • CENTER

COOPER'S CAREER STATS

Year	GP/GS	Min./Avg	FG-FGA	FG%	3FG-FGA	3FG%	FT-FTA	FT%	OFF-DEF	REB	AVG	PF/D	A	TO	BL	ST	PTS	AVG
22-23	30/0	197/6.6	19-26	.731	0-0	.000	9-19	.474	12-15	27	0.9	32/0	3	7	8	4	47	1.6
TOTAL	30/0	197/6.6	19-26	.731	0-0	.000	9-19	.474	12-15	27	0.9	32/0	3	7	8	4	47	1.6

COOPER'S CAREER BIG TEN STATS

Year	GP/GS	Min./Avg	FG-FGA	FG%	3FG-FGA	3FG%	FT-FTA	FT%	OFF-DEF	REB	AVG	PF/D	A	TO	BL	ST	PTS	AVG
22-23	16/0	96/6.0	10-11	.909	0-0	.000	4-9	.444	5-9	14	0.9	16/0	2	5	5	2	24	1.5
TOTAL	16/0	96/6.0	10-11	.909	0-0	.000	4-9	.444	5-9	14	0.9	16/0	2	5	5	2	24	1.5

THE WORD

A late signee who joined the Michigan State program in May 2022 • A versatile center who has the ability to stretch the floor and has great ball skills • Can use his speed and athleticism as an advantage against most centers • Has the third-longest wingspan on the team (7-.5) • A former all-state high school goalkeeper in soccer who also has the ability to be a solid rim protector • Has really developed his body this offseason.

2022-23

Appeared in 30 games • Finished the season averaging 1.6 points and 0.9 rebounds in 6.6 minutes per game • Saw action in 16 Big Ten games, averaging 1.5 points and 0.9 rebounds • Connected on 73.1 percent of his shots from the floor (19-of-26) • Played a career-high 16 minutes in the second round of the NCAA Tournament against Marquette (3/19), finishing with two points, two rebounds and one blocked shot • Scored a career-high 6 points twice • Tied his career-best with 6 points and 4 rebounds in the opening round win over Southern Cal in the NCAA Tournament (3/17) • Set a Big Ten career mark with 6 points and 4 rebounds in a loss at Illinois (1/13) • Had two rebounds, two blocks and a steal in a win at Wisconsin (1/10) • Scored 5 points and grabbed a rebound in a win at Ohio State (2/12).

HIGH SCHOOL

A Michigan native, Cooper played at IMG Academy in Florida • Spent the season on the IMG Varsity Blue squad and was coached by Jeremy Schiller • Helped lead team to a 25-5 regular season record • Big Shots Prep National Championship runner-up in the SLAM HS Division • Earned first team all-tournament honors at the Kingdom of the Sun and Big Shots Prep National Championships • He was one of four players to score in double figures • Averaged 12.4 points, 7.9 rebounds and 1.2 blocks per game, while shooting 56.0 percent from the floor • Led the team in charges taken • Went to IMG after spending a year at Ypsilanti Prep Academy in 2020-21 • Cooper played at Jackson Northwest through his sophomore year • Grew up playing soccer and started at goalkeeper for Jackson Northwest and for Rush Soccer • An honorable mention all-state selection by the Michigan High School Soccer Coaches Association at Jackson Northwest, helping lead team to state cup runner-up title.

PERSONAL

Carson John Cooper • Born on April 9, 2004 in Jackson, Mich. • The son of Michael and Allison Cooper • Has two younger brothers, Hudson and Bryson • Favorite movie is The Wolf of Wall Street • Favorite TV show is The Office • Favorite musical artist is Drake • Likes any Detroit professional team • Favorite athlete is Michael Jordan • Person he most admires is his grandpa • His first job was making pizzas • Lists driving stick shift as a hidden talent • An academic all-conference selection at Jackson Northwest during high school • Plans to major in business.



#1

JEREMY

FEARS JR.

GUARD





#1 JEREMY FEARS JR.

6-2 • 190 • JOLIET, ILL.
FRESHMAN • GUARD

THE WORD

A point guard with length and a sturdy build • Plays with poise and composure • Has a quick burst to the basket going in either direction • Uses change of pace and direction extremely well • Has the ability to draw defenders and deliver timely and accurate passes • A floor general • Finishes well around the rim • Has the potential to be a tough defender.

HIGH SCHOOL

The first of the class to commit to Michigan State • The first player of the class to commit to MSU • Tabbed No. 27 in the ESPN100 • Ranked as the No. 1 recruit in Illinois by 247 Sports and On3 Sports and No. 2 by ESPN • Ranked No. 32 by 247 Sports, No. 38 by Rivals and No. 41 by On3 Sports • Among point guards, he was ranked No. 7 by 247 Sports and On3 Sports, No. 9 by ESPN and No. 11 by Rivals • Selected to play in the 2023 McDonald's All-American game • An honorable mention Naismith High School All-American selection • Played at Joliet West High School • Rejoined Joliet West as a senior and played alongside his younger brother, Jeremiah • Named the MaxPreps Illinois High School Basketball Player of the Year • Led Joliet West to a 28-6 record and the Class 4A sectional finals • Averaged 18.8 points, 5.6 rebounds and 5.3 assists per game • Spent his sophomore and junior years playing at LaLumiere in LaPorte, Ind. • Helped lead LaLumiere to a 21-5 record in 2021-22, averaging 8.5 points and 4.1 assists • Played for Bradley Beal Elite and the Indy Heat AAU • Has USA Basketball experience at several different age levels, most recently as a member of the U17 team that won the gold medal at the 2022 FIBA U17 Basketball World Cup • Scored 17 points in the semifinals vs. Lithuania • Had 18 points and six assists in the final versus host Spain • Averaged 9.9 points, 2.9 rebounds and 4.4 assists • Also a member of the U16 National Team that went 6-0 and won a gold medal at the 2021 FIBA American U16 Championship in Mexico • Selected as a Most Valuable Player at the Pangos All-American camp

PERSONAL

Jeremy Vann Fears Jr. • Born on April 19, 2005 in Chicago • The son of Jeremy Sr. and Sekia Fears • Has three younger siblings, Jeremiah, Jamarri and Skylar • His father played college basketball at Ohio University and was a Mid-American Conference All-Freshman selection in 2005 before finishing his career at Bradley University • Favorite team is the Golden State Warriors and favorite athlete is Kevin Durant • His favorite meal, and what his mom makes best, is Alfredo pasta • Lists his parents as the people he most admires • Also played baseball and football • Plans to major in advertising management.



#25

MALIK
HALL

FORWARD





MALIK HALL

6-8 • 220 • AURORA ILL.
GRAD • FORWARD

HALL'S CAREER STATS

Year	GP/GS	Min./Avg	FG-FGA	FG%	3FG-FGA	3FG%	FT-FTA	FT%	OFF-DEF	REB	AVG	PF/D	A	TO	BL	ST	PTS	AVG
19-20	31/9	497/16.0	52-97	.536	7-21	.333	32-44	.727	38-77	115	3.7	75/3	38	22	10	10	143	4.6
20-21	28/9	494/17.6	45-92	.489	8-22	.364	41-59	.695	39-78	117	4.2	33/0	35	25	5	10	139	5.0
21-22	36/7	783/21.8	121-235	.515	29-68	.426	49-71	.690	54-112	166	4.6	71/1	39	51	7	21	320	8.9
22-23	23/5	591/25.7	72-165	.436	16-49	.327	44-52	.846	33-67	100	4.3	46/0	28	35	9	12	204	8.9
TOTAL	118/30	2359/20.0	290-589	.492	60-160	.375	166-226	.735	164-334	498	4.2	225/5	140	133	31	53	806	6.8

HALL'S CAREER BIG TEN STATS

Year	GP/GS	Min./Avg	FG-FGA	FG%	3FG-FGA	3FG%	FT-FTA	FT%	OFF-DEF	REB	AVG	PF/D	A	TO	BL	ST	PTS	AVG
19-20	20/9	342/17.1	29-59	.492	3-10	.300	20-27	.741	29-49	78	3.9	54/2	23	13	8	7	81	4.1
20-21	20/7	325/16.3	20-51	.392	5-15	.333	28-42	.667	26-48	74	3.7	24/0	22	18	4	7	73	3.7
21-22	20/3	440/22.0	71-141	.504	17-39	.436	32-50	.640	36-61	97	4.9	41/0	21	28	5	13	191	9.6
22-23	14/1	343/24.5	43-102	.422	10-26	.385	25-28	.893	20-38	58	4.1	26/0	19	19	3	4	121	8.6
TOTAL	74/20	1450/19.6	163-353	.462	35-90	.389	105-147	.714	111-196	307	4.1	145/2	85	78	20	31	466	6.3

THE WORD

Returns for his fifth season as the most experienced player with 118 games played • A versatile player with a high IQ • Has the ability to play a variety of positions • Sees the game extremely well and is a strong defensive player • Can get to the basket on the drive, on the block and around the rim • Head Coach Tom Izzo refers to him as an "OKG" – Our Kinda Guy • Can handle the ball and has the ability to shoot the three and play on the block • Had offseason surgery and enters the season at full health.

2022-23

An Academic All-Big Ten selection • Appeared in 23 games, starting five times • Started the first four games of the season but missed the next eight and then missed three more conference games with an injury to his left foot • Averaged 12.0 points and 5.3 rebounds in the first four games of the season • Finished the season averaging 8.9 points, 4.3 rebounds and 1.2 assists while shooting 43.6 percent from the floor (72-of-165) in 25.9 minutes per game • Second on the team in free throw percentage, connecting on 84.6 percent of his shots (44-of-52) • In Big Ten games, averaged 8.6 points, 4.1 rebounds and 1.4 assists • Scored in double figures 11 times (7-4) and had one game with at least 10 rebounds • Scored a season-high 20 points, hitting 7-of-11 shots from the floor and all five of his free throw attempts, and grabbed five rebounds in a career-high 42 minutes in a win over Kentucky in the Champions Classic (11/15) • Nabbed a career-high, and Big Ten career best, 13 rebounds in a loss at Rutgers (2/4) • Scored 11 points, grabbed three rebounds

and had a season-high, and Big Ten career best, four assists in his return to action in a win over Iowa (1/26) • Started on Senior Day at home against Ohio State (3/4), scoring 10 points with three rebounds • Had 11 points, eight rebounds, two assists and block in the Sweet Sixteen loss to Kansas State (3/23) in the NCAA Tournament.

2021-22

An honorable mention All-Big Ten selection by the league's coaches • An Academic All-Big Ten selection • Appeared in all 36 games, earning seven starts (Eastern Michigan, Loyola Chicago, UConn, Baylor, Purdue, at Michigan, at Ohio State) • Finished fourth on the team in scoring with 8.9 points and third on the team with 4.6 rebounds • Also averaged 1.1 assists • Shot 51.5 percent from the floor (121-of-235), including 42.6 percent from 3-point land (29-of-68) • Scored in double figures 15 times, including 10 games against Big Ten opponents • Led team in scoring eight times • Led team in rebounding five times • In Big Ten games, averaged 9.6 points and 4.9 rebounds • Scored a career-high 24 points against Loyola Chicago (11/24) at the Battle 4 Atlantis • Grabbed a season-high nine rebounds twice, first against Eastern Michigan (11/20) and then against Minnesota (12/8) • Scored 15 points, grabbed nine boards and handed out a Big Ten career-high 4 assists against Minnesota (12/8) • Scored 15 points, with five rebounds and two assists against Louisville (12/1) • Tied his career high with five assists against High Point (12/29) • Scored 15 points, grabbed six rebounds and had four assists in a win over Michigan (1/29) • Scored a Big Ten career-high 18 points in a win at home against Indiana (2/19), connecting on a



career-high 8-of-8 free throw attempts and grabbing six rebounds in the process • Scored a team-high 17 points in the regular season finale against Maryland (3/6).

2020-21

Appeared in all 28 games, starting nine games • Started the final five games of the season • Finished sixth on the team in scoring with 5.2 points per game and third on the team with 4.2 rebounds per game • Also averaged 1.3 assists per game • Connected on 48.9 percent of his field goals (45-of-92) • Averaged 5.6 points and 3.7 rebounds in nine starts • Scored in double figures six times, tallying 10 points at Duke (12/1), against Oakland (12/13), at Northwestern (12/20), at Iowa (2/13) and against UCLA (3/18) • Scored a career-high 19 points against Maryland in the Big Ten Tournament (3/11) • Registered first career double-double with 10 points and 10 boards at Duke (12/1) in a career-high 29 minutes.

2019-20

Appeared in all 31 games, starting nine times • Finished the season averaging 4.6 points and 3.7 rebounds in 15.9 minutes per game • Against Big Ten opponents, averaged 4.1 points and 3.9 rebounds in 17.0 minutes • Started nine of the final 12 games of the season, averaging 5.3 points and 4.4 rebounds in 19.3 minutes • Scored in double figures twice • Led the team in rebounding twice (vs. Duke, Iowa) • In just his third career game, came off the bench to score 17 points, hitting three 3-pointers, in 19 minutes during the Gavitt Tipoff Games at Seton Hall (11/14) • Grabbed a career-high eight rebounds twice, vs. Duke (12/3) and Penn State (2/4) • Scored 16 points and grabbed six rebounds in a win at Maryland (2/29).

HIGH SCHOOL

Spent three years at Sunrise Christian Academy in Kansas • Captained team as senior • Comes from the same programs (Sunrise Christian and MOKAN Elite) as former MSU standout Lourawls "Tum Tum" Nairn Jr. • Averaged 19.0 points, 6.0 rebounds and 3.0 assists while shooting 49.0 percent from the floor and 44.0 percent from 3-point land • Ranked No. 52 in the country by 247Sports for the 2019 Class • Averaged 13.6 points, 5.5 rebounds and 2.0 assists while shooting 50.0 percent from the floor at Sunrise in 2017-18 • Spent his first two years of high school at Matea Valley in Aurora, Ill.

PERSONAL

Malik Lorenzo Hall • Born on July 25, 2000 in Spokane, Wash. • Son of Julie and Lorenzo Hall • Has an older sister, Brianna • Enjoys movies and playing video games • Lists his mother as the most influential person in his life • Favorite TV show is Grey's Anatomy • Favorite movies are the Harry Potter series and the Perks of Being a Wallflower • Favorite athlete is Argentinian footballer Eric Lamela • Earned his bachelor's degree in communication in May 2022 • Currently pursuing a master's degree in sport coaching & leadership.





11

A.J.

HOGGARD

GUARD





A.J. HOGGARD

6-4 • 210 • COATESVILLE, PA.

SENIOR • GUARD

HOGGARD'S CAREER STATS

Year	GP/GS	Min./Avg	FG-FGA	FG%	3FG-FGA	3FG%	FT-FTA	FT%	OFF-DEF	REB	AVG	PF/D	A	TO	BL	ST	PTS	AVG
20-21	26/8	348/13.4	23-75	.307	3-18	.167	15-25	.600	4-45	49	1.9	31/0	51	28	5	9	64	2.5
21-22	36/8	729/20.3	97-221	.439	7-32	.219	51-81	.630	14-68	82	2.3	60/1	174	71	17	25	252	7.0
22-23	34/33	1041/30.6	143-343	.417	24-73	.329	127-158	.804	6-119	125	3.7	80/0	201	88	11	30	437	12.9
TOTAL	96/49	2112/22.0	263-639	.412	34-123	.276	193-264	.731	24-232	256	2.7	171/0	426	187	33	64	753	7.8

HOGGARD'S CAREER BIG TEN STATS

Year	GP/GS	Min./Avg	FG-FGA	FG%	3FG-FGA	3FG%	FT-FTA	FT%	OFF-DEF	REB	AVG	PF/D	A	TO	BL	ST	PTS	AVG
20-21	19/8	282/14.8	17-60	.283	2-15	.133	10-18	.556	4-35	39	2.1	24/0	44	22	4	8	46	2.4
21-22	20/6	405/20.3	47-112	.420	4-17	.235	28-40	.700	8-34	42	2.1	32/1	95	41	11	13	126	6.3
22-23	34/33	1041/30.6	143-343	.417	24-73	.329	127-158	.804	6-119	125	3.7	80/0	201	88	11	30	437	12.9
TOTAL	96/49	2112/22.0	263-639	.412	34-123	.276	193-264	.731	24-232	256	2.7	171/0	426	187	33	64	753	7.8

THE WORD

Had an excellent summer with an improved focus on his body and shooting • A tough and strong point guard who does a good job getting downhill to the rim • Very good ball handler who can create for himself and his teammates • Has a natural feel for the game • Enters his senior year with tremendous confidence after a strong junior campaign • Look for him to be a main vocal point for the Spartans this season.

2022-23

An All-Big Ten Third Team selection by the media and an honorable mention selection by the league's coaches • One of only six players to appear in all 34 games • Started 33 times • Finished third on the team in scoring with 12.9 points, led the team with 5.9 assists and grabbed 3.7 rebounds • Third on the team in minutes played (30.6) one of three players to averaged at least 30 minutes • Finished the season shooting 41.7 percent from the floor (143-of-343) • Led the team in free throws made (127) and attempts (158) • Second on the team in free throw percentage (80.4 percent) • Ranked third in the Big Ten in assists per game and sixth in free throw percentage • Ranked No. 6 in the country in assist rate (38.7 percent) per Kenpom.com • Ranked No. 9 in the country in total assists (201) and No. 12 in assists per game (5.9 apg) • One of just 11 players in Michigan State history to hand out at least 200 assists in one season • His 201 assists are the 11th-best single-season mark in program history • In Big Ten games, averaged 13.2 points, 5.9 assists and 3.7 rebounds while shooting 42.0 percent from the floor (81-of-193) in 31.1 minutes per game • Scored in double figures 24 times (13-11), had six games with at least 20 points (3-3) and led the team in scoring nine times (4-5) • Had three double-doubles (points,

assists) and led the team in assists 27 times • Scored a career-high 25 points, hitting 7-of-14 from the floor and 10-of-11 free throws, had six assists and two blocks in a career-best 40 minutes in a loss to Kansas State (3/23) in the Sweet Sixteen of the NCAA Tournament • Three double-doubles came in a win against Villanova with 13 points and 10 assists (11/18), a win over Buffalo (12/29) with 11 points and 10 assists and in a win at Nebraska (2/28) when he scored 10 points and handed out a career-high (and Big Ten career best) 14 assists • Scored a Big Ten career-high 23 points, handed out 7 assists and had three rebounds in the regular season finale against Ohio State (3/4).

2021-22

Appeared in all 36 games, starting eight times • Started eight of the final 13 games of the season • Finished the season averaging 7.0 points, 2.3 rebounds and led the team with 4.8 assists per game while playing 20.3 minutes • Ranked fourth in the Big Ten in assists per game • Third in the Big Ten in assist/turnover ratio (2.5) • Per KenPom.com, ranked No. 1 in the country in Assist Rate (46.1 percent) • Led the team in assists 18 times and led the team in scoring twice • Had two double-doubles and two games with double figure assists • Scored in double figures 10 times, including five times in the last 13 games of the season • In the last 13 games of the season, he averaged 8.2 points, 4.8 assists and 2.7 rebounds while shooting 46.9 percent from the floor • Scored a career-high 17 points twice during the season, first in the season opener against Kansas (11/9) and in a loss to Purdue (3/12) • In that Purdue game in the Big Ten Tournament semifinals, he had his second double-double, coupling his 17 points with 10 assists and four rebounds in a career-high 34 minutes • Scored 12 points, including hitting a career-best 8-of-10 free throw attempts, and had eight assists



at Wisconsin (1/21/22) • Had a double-double with 11 points and 10 assists in a win against Michigan (1/29) • Scored 14 points and had eight assists with four rebounds in a win over Indiana (2/12) • Scored 15 points and had eight assists and four rebounds in a win over Illinois (2/19).

2020-21

Appeared in 26 games and made eight starts • Finished the season averaging 2.5 points, 2.0 assists and 1.9 rebounds in 13.3 minutes per game • Shot 30.7 percent from the floor • Scored a career-high 10 points and had three rebounds in a win over Oakland (12/13) • Made his first career start at Nebraska (1/2), scoring four points and handing out five assists • Started four-straight games [at Nebraska (1/2), Rutgers (1/5), Purdue (1/8) and at Rutgers (1/28)], averaging 3.8 points and 4.3 assists • Handed out a career-high six assists twice, first in win over No. 15 Rutgers (1/5) and then in a win over No. 4 Ohio State (2/25).

HIGH SCHOOL

Played at Archbishop Carroll in Philadelphia for two years before transferring to Huntington Prep for his junior and senior years • Comes from the same prep school as former MSU All-American Miles Bridges • Hoggard was ranked No. 71 nationally by 247Sports.com and No. 13 among all point guards • A second team all-state selection in West Virginia as a senior • Averaged 17.7 points and 5.1 assists in his first season at Huntington • At Archbishop Carroll, Hoggard was a first team All-Catholic selection as a sophomore • He averaged 15.6 points as a sophomore, leading the team to a 20-8 record and the PIAA Class 5A quarterfinals.

PERSONAL

Anthony Quinn Hoggard Jr. • Born on Sept. 25, 2000 in Coatesville, Pa. • The son of Anthony and Dionne Hoggard • His sister, Aaliyah, attends Temple University • Favorite team is the Dallas Cowboys • Favorite athlete is LeBron James • Advertising management major.



5
#

THE
HOLLOMAN

GUARD





TRE HOLLOMAN

6-2 • 180 • MINNEAPOLIS, MINN.
SOPHOMORE • GUARD

HOLLOMAN'S CAREER STATS

Year	GP/GS	Min./Avg	FG-FGA	FG%	3FG-FGA	3FG%	FT-FTA	FT%	OFF-DEF	REB	AVG	PF/D	A	TO	BL	ST	PTS	AVG
22-23	34/0	292/8.6	17-44	.386	3-13	.231	6-10	.600	3-24	27	0.8	33/0	29	11	3	5	43	1.3
TOTAL	34/0	292/8.6	17-44	.386	3-13	.231	6-10	.600	3-24	27	0.8	33/0	29	11	3	5	43	1.3

HOLLOMAN'S CAREER BIG TEN STATS

Year	GP/GS	Min./Avg	FG-FGA	FG%	3FG-FGA	3FG%	FT-FTA	FT%	OFF-DEF	REB	AVG	PF/D	A	TO	BL	ST	PTS	AVG
22-23	19/0	144/7.6	6-18	.333	1-2	.500	1-2	.500	2-10	12	0.6	19/0	12	8	0	1	14	0.7
TOTAL	19/0	144/7.6	6-18	.333	1-2	.500	1-2	.500	2-10	12	0.6	19/0	12	8	0	1	14	0.7

THE WORD

Coming off a tremendous summer and was one of the most-improved players on the team • A two-sport athlete in high school who played basketball and football (defensive back) and was recruited in both sports • A competitor who can run the point, is a good distributor and a solid defender • Saw his shooting improve with extensive work over the summer • Has great instincts on the floor and has good court awareness • Look for him to make more of an impact this season

2022-23

One of six players to appear in all 34 games • Averaged 1.3 points, 0.8 rebounds and 0.9 assists in 8.6 minutes per game • Saw action in all Big Ten games, averaging 0.7 points, 0.6 rebounds and 0.6 assists in 7.6 minutes per game • Played a season-high 18 minutes twice, first against Oregon (11/25) in the Phil Knight Invitational and then at home against Brown (12/10) • Scored a career-high 7 points at home against Buffalo (12/30) • Handed out a career-best six assists against Brown (12/10) • Played a Big Ten career-high 14 minutes against Rutgers (1/19), scoring two points and handing out three assists.

HIGH SCHOOL

A four-star point guard who was named the Gatorade Player of the Year for Minnesota, the first player from Cretin-Derham Hall to win the award • Also named the Minneapolis Star-Tribune Metro Player of the Year, following current NBA players Chet Holmgren and Jalen Suggs • Ranked No. 67 nationally, No. 11 among point guards and the top player in the state of Minnesota according to 247Sports.com's composite rankings • Averaged 18.8 points, 10.4 assists, 8.3 rebounds and 3.3 steals per game as a senior • A four-time Suburban

East Conference selection and a three-time all-state honoree • Holloman finished his scholastic career with 2,072 points, 1,103 assists, 669 rebounds and 422 steals, becoming just the third player in Minnesota state history to accumulate those numbers • Became the all-time leading scorer at Cretin-Derham Hall as a senior, passing former Minnesota standout Daniel Oturu • He averaged 20.3 points, 9.3 assists, 4.7 rebounds and 4.2 steals while shooting 49.0 percent from the floor in 23 games as a junior • Helped lead the Raiders to a Class 4A state runner-up finish with an 18-5 record • Started on the varsity team as an eighth grader at Minneapolis North before transferring to Cretin-Derham as a freshman • Holloman was also a three-star defensive back for the football team.

PERSONAL

TreJuan Emmanuel Holloman • Born on December 9, 2003 in South Minneapolis, Minn. • Family includes his mother, Crystal Flint, his father Tajuan Holloman and his step-father, Andre Lanoue • Has an older brother, Marquis Holloman who played basketball at North Dakota State College of Science • Holloman's mother, Crystal, played women's basketball at the University of Minnesota and was a high school coach • Spent time during high school as a volunteer with Samaritan Feet and Feed by Starving Children • Enjoys listening to and writing music • Advertising management major.



#13

STEVEN
IZZO

GUARD





STEVEN IZZO

5-8 • 150 • EAST LANSING, MICH.
GRAD • GUARD

IZZO'S CAREER STATS

Year	GP/GS	Min./Avg	FG-FGA	FG%	3FG-FGA	3FG%	FT-FTA	FT%	OFF-DEF	REB	AVG	PF/D	A	TO	BL	ST	PTS	AVG
19-20	12/0	15/1.3	0-2	.000	0-2	.000	0-0	.000	0-4	4	0.3	1/0	1	1	0	1	0	0.0
20-21	8/0	10/1.3	0-3	.000	0-2	.000	0-0	.000	1-0	1	0.1	1/0	1	3	0	0	0	0.0
21-22	8/0	8/1.0	0-1	.000	0-1	.000	0-0	.000	0-0	0	0.0	1/0	0	0	0	1	0	0.0
22-23	8/0	8/1.0	0-4	.000	0-1	.000	0-2	.000	1-1	2	0.3	2/0	0	0	0	0	0	0.0
TOTAL	36/0	41/1.1	0-10	.000	0-6	.000	0-2	.000	2-5	7	0.3	5/0	2	4	0	2	0	0.0

IZZO'S CAREER BIG TEN STATS

Year	GP/GS	Min./Avg	FG-FGA	FG%	3FG-FGA	3FG%	FT-FTA	FT%	OFF-DEF	REB	AVG	PF/D	A	TO	BL	ST	PTS	AVG
19-20	6/0	5/0.8	0-0	.000	0-0	.000	0-0	.000	0-1	1	0.2	0/0	0	0	0	1	0	0.0
20-21	4/0	3/0.8	0-0	.000	0-0	.000	0-0	.000	0-0	0	0.0	1/0	0	0	0	0	0	0.0
21-22	6/0	5/0.8	0-0	.000	0-0	.000	0-0	.000	0-0	0	0.0	1/0	0	0	0	1	0	0.0
22-23	4/0	3/0.8	0-3	.000	0-1	.000	0-1	.000	1-0	1	0.3	1/0	0	0	0	0	0	0.0
TOTAL	20/0	16/0.8	0-3	.000	0-1	.000	0-1	.000	1-1	2	0.1	3/0	0	0	0	2	0	0.0

THE WORD

The son of Head Coach Tom Izzo • Joined the team as a walk-on in the summer of 2019 • A solid catch-and-shoot player • A hard worker who has a great sense for the game • A vocal presence on the bench.

2022-23

Appeared in eight games • Played a season-high 2 minutes twice (tying his career high), first against Brown (12/10) and then against Nebraska (1/3) • Grabbed a defensive rebound in a win over Oakland (12/21) and then had an offensive rebound in a win over Nebraska (1/30) • An Academic All-Big Ten selection • Recognized as the Scholar-Athlete Award Winner for the team at MSU's Student-Athlete Support Services (SASS) Spartan Academic Excellence Gala.

2021-22

Appeared in eight games • Saw two minutes of action against Western Michigan (11/12) • Credited with a steal in the regular season finale against Maryland (3/6) • An Academic All-Big Ten selection • Recognized as the Scholar-Athlete Award Winner for the team at MSU's Student-Athlete Support Services (SASS) Spartan Academic Excellence Gala.

2020-21

Appeared in eight games, averaging 1.1 minutes per game • Grabbed a rebound in a win over Notre Dame

(11/28) • Handed out an assist in a win over Western Michigan (12/6).

2019-20

Appeared in 12 games, averaging 1.3 minutes • Made his first collegiate appearance in the home opener against Binghamton (11/10) • Played two minutes in six different games • Grabbed a career-best three rebounds against Oakland (12/14) • Handed out an assist against Western Michigan (12/29).

HIGH SCHOOL

A two-year letterwinner at Lansing Catholic High School • Played in 24 games as a senior, averaging 1.5 points in just under five minutes per game • Appeared in nine games as a junior.

PERSONAL

Steven Mateen Izzo • Born on June 16, 2000 in East Lansing • The son of Tom and Lupe Izzo • Has an older sister, Raquel • Lists Mateen Cleaves as his sports hero • Career goal is to be a general manager in the NBA • Favorite pro team is the Baltimore Ravens • Favorite athlete is Jared Rosburg • Nickname is SteveO • His first trophy was for writing a poem about the World's Greatest Dad • Earned his bachelor's degree in advertising management • Pursuing a master's degree in education.




#

0

JAXON

KOHLER

forward





#0 JAXON KOHLER

6-9 • 245 • AMERICAN FORK, UTAH
SOPHOMORE • FORWARD

KOHLER'S CAREER STATS

Year	GP/GS	Min./Avg	FG-FGA	FG%	3FG-FGA	3FG%	FT-FTA	FT%	OFF-DEF	REB	AVG	PF/D	A	TO	BL	ST	PTS	AVG
22-23	34/0	365/10.7	50-99	.505	0-2	.000	2-8	.250	35-63	98	2.9	45/0	10	21	16	5	102	3.0
TOTAL	34/0	365/10.7	50-99	.505	0-2	.000	2-8	.250	35-63	98	2.9	45/0	10	21	16	5	102	3.0

KOHLER'S CAREER BIG TEN STATS

Year	GP/GS	Min./Avg	FG-FGA	FG%	3FG-FGA	3FG%	FT-FTA	FT%	OFF-DEF	REB	AVG	PF/D	A	TO	BL	ST	PTS	AVG
22-23	19/0	212/11.2	32-52	.615	0-1	.000	1-3	.333	17-34	51	2.7	25/0	6	12	8	4	65	3.4
TOTAL	19/0	212/11.2	32-52	.615	0-1	.000	1-3	.333	17-34	51	2.7	25/0	6	12	8	4	65	3.4

THE WORD

The first player from the state of Utah to play at Michigan State • Head Coach Tom Izzo has referred to him as a post player in the mold of former Spartan stand-out Zach Randolph • Has good hands and tremendous footwork • A multi-dimensional scorer who can score in a variety of ways from the low and high post or short-corner areas • Has the ability to extend his range to the three • A very good passer with a high basketball IQ • Coming off a strong summer where he spent a lot of time in the weight room.

2022-23

One of six players to appear in all 34 games • Averaged 10.7 minutes per game • Finished the season averaging 3.0 points and 2.9 rebounds per game • Connected on 50.5 percent of his shots from the floor (50-of-99) • In Big Ten games, averaged 3.4 points and 2.7 rebounds in 11.2 minutes • Shot 61.5 percent from the floor (32-of-52) in league games • Scored in double figures twice and had one double-double • Had seven games with at least five rebounds • Scored at least six points in nine different games • Scored a career-high 12 points, connecting on 6-of-9 shots from the floor, and had a career-high 11 rebounds in a win at home against Rutgers (1/19) • Registered his first game in double figures with 10 points in a win over Nebraska (1/3) • Scored six points and had nine rebounds against Northern Arizona in his collegiate debut (11/7).

HIGH SCHOOL

Ranked No. 62 nationally, No. 9 among forwards and No. 6 in Utah • Scored 53 points and grabbed 23 rebounds and was named the Most Valuable Player at the Pangos All-American Festival in August 2021 • A first team selection at the Battle US event while playing for Strive for Greatness in July 2021 • Named the Utah 6A Player of the Year as a junior at American Fork, helping to lead the team to a 17-7 record and a state semifinal appearance • Finished the season averaging 21.6 points, 8.9 rebounds and 2.5 assists • Scored 26 points and had 18 rebounds in the state semifinals • Spent a year at Coronado in Las Vegas and his freshman year at Wasatch Academy in Utah, playing with current MSU teammate Mady Sissoko • Was part of a team played in the GEICO Nationals.

PERSONAL

Jaxon Jeffrey Kohler • Born on June 17, 2003 in American Fork, Utah • The son of Jeff and Amber Kohler • Has a sister, Kaylee, and two brothers, Jordan and Jase • Lists his father as his role model and says "I've just been trying to follow him since I was a little kid" • Has been nicknamed "The Big Footwork" and "Baby Jokic" • Watched highlights of Hakeem Olajuwon as a youth and wrote down post moves, step-by-step, in a journal before practicing them on a court • Lists talking to LeBron James after being named to the all-tournament team at the Battle US event in July 2021 as a "once-in-a-lifetime experience" • Favorite athlete is LeBron James • Advertising management major.





7
#

GEHRIG
NORMAND
GUARD



#7 GEHRIG NORMAND 6-5 • 190 • NORTH RICHLAND HILLS, TEXAS
FRESHMAN • GUARD

THE WORD

A good shooter from long range in the mold of former Spartan Matt McQuaid, who was also a native Texan • A high-motor player • A talented catch-and-shoot player with range • Can finish above the rim in transition • Has explosiveness off one or two feet • Has good hands and tremendous footwork • Has a 6-6 wingspan • From an athletic family as his father played football at Kansas State and his brother is a high school quarterback in Texas.

HIGH SCHOOL

A four-star recruit generally ranked among the top-100 players in the country • Ranked No. 83 by On3 Sports, No. 84 by Rivals, No. 98 by ESPN and No. 124 from 247 Sports • Among shooting guards, Normand is ranked No. 8 at Rivals, No. 20 by On3 Sports, No. 29 by 247 Sports and No. 24 by ESPN • Ranked No. 7 in the state by On3 Sports and No. 9 by 247 Sports • Played for Anthony Holman at Birdville High School • Averaged 19 points, 6.0 rebounds and 5.0 assists as a senior at Birdville • Shot 44 percent from the floor and hit 30 3-point field goals • Connected on 85 percent of his free throws • A First Team All-State selection, Normand was named the Offensive Player of the Year in 5A Region 1 District 7 • Averaged 11.8 points, 6.3 rebounds, 4.3 assists as a junior • Helped lead Birdville to a 23-11 record, including a 12-game win streak, as the team won the District 6-5A Championship • Also played for the 3D Empire AAU, coached by Shawn Ward.

PERSONAL

Gehrig Rivers Normand • Born on Feb. 2, 2005 in Irving, Texas • The son of Joey and Amy Normand • Has three older sisters, Reilly, Reese and Rhett, and a younger brother, Noah • His father played football at Kansas State • Favorite TV Show is Suits and Favorite movie is Goodfellas • Favorite team is the Dallas Cowboys • Favorite meal is a brisket sandwich • Person he most admires is his little brother • Also played football and baseball • Named after Baseball Hall of Famer Lou Gehrig and football quarterback Phillip Rivers • Likes to golf and go fishing • Plans to major in communication.



20

NICK
SANDERS

GUARD





NICK SANDERS

5-10 • 185 • FRANKLIN, MICH.
SOPHOMORE • GUARD

SANDERS' CAREER STATS

Year	GP/GS	Min./Avg	FG-FGA	FG%	3FG-FGA	3FG%	FT-FTA	FT%	OFF-DEF	REB	AVG	PF/D	A	TO	BL	ST	PTS	AVG
22-23	7/0	7/1.0	0-2	.000	0-1	.000	0-0	.000	0-0	0	0.0	0/0	0	0	0	0	0	0.0
TOTAL	7/0	7/1.0	0-2	.000	0-1	.000	0-0	.000	0-0	0	0.0	0/0	0	0	0	0	0	0.0

SANDERS' CAREER BIG TEN STATS

Year	GP/GS	Min./Avg	FG-FGA	FG%	3FG-FGA	3FG%	FT-FTA	FT%	OFF-DEF	REB	AVG	PF/D	A	TO	BL	ST	PTS	AVG
22-23	3/0	2/0.7	0-0	.000	0-0	.000	0-0	.000	0-0	0	0.0	0/0	0	0	0	0	0	0.0
TOTAL	3/0	2/0.7	0-0	.000	0-0	.000	0-0	.000	0-0	0	0.0	0/0	0	0	0	0	0	0.0

THE WORD

Joined the Michigan State program in August 2022 as a walk-on • Shooting guard with the ability to stretch the defense from three-point range • Son of Hall of Fame running back Barry Sanders.

2022-23

Appeared in seven games, averaging 1.0 minute per game • Credited with shots in games against Brown (12/10) and Buffalo (12/30).

HIGH SCHOOL

Played at Detroit Country Day • Averaged 10 points, three rebounds and four assists per game as a senior • Also played baseball and ran track.

PERSONAL

Nicholas Noble Sanders • Born on February 9, 2004 in Royal Oak, Mich. • The son of Barry and Lauren Sanders • Has three brothers, Barry J., Nigel and Noah • His father Barry was a standout football player at Oklahoma State and was inducted into the Football Hall of Fame after his career with the Detroit Lions • His older brother, Barry J., played college football at Stanford and Oklahoma State • Lists his favorite movie as Star Wars • Favorite team is the Golden State Warriors and favorite player is Stephen Curry • Enjoys playing the piano • Majoring in marketing.

22

MADY
SISSOKO

CENTER





MADY SISSOKO

6-9 • 250 • MALI, WEST AFRICA
SENIOR • CENTER

SISSOKO'S CAREER STATS

Year	GP/GS	Min./Avg	FG-FGA	FG%	3FG-FGA	3FG%	FT-FTA	FT%	OFF-DEF	REB	AVG	PF/D	A	TO	BL	ST	PTS	AVG
20-21	25/0	138/5.5	10-17	.588	0-0	.000	7-16	.438	13-32	45	1.8	24/0	0	5	9	0	27	1.1
21-22	30/0	134/4.5	12-19	.632	0-0	.000	9-21	.429	8-22	30	1.0	33/0	1	8	13	1	33	1.1
22-23	34/33	729/21.4	63-103	.612	0-0	.000	47-74	.635	58-148	206	6.1	95/3	18	42	28	9	173	5.1
TOTAL	89/33	999/11.2	85-139	.612	0-0	.000	63-111	.568	79-202	281	3.2	152/3	19	55	50	10	233	2.6

SISSOKO'S CAREER BIG TEN STATS

Year	GP/GS	Min./Avg	FG-FGA	FG%	3FG-FGA	3FG%	FT-FTA	FT%	OFF-DEF	REB	AVG	PF/D	A	TO	BL	ST	PTS	AVG
20-21	18/0	109/6.1	7-12	.583	0-0	.000	4-9	.444	11-20	31	1.7	19/0	0	4	7	0	18	1.0
21-22	17/0	68/4.0	8-11	.727	0-0	.000	5-9	.556	5-8	13	0.8	20/0	1	3	5	1	21	1.2
22-23	19/18	394/20.7	27-43	.628	0-0	.000	21-32	.656	33-78	111	5.8	58/2	7	28	15	2	75	3.9
TOTAL	54/18	571/10.6	42-66	.636	0-0	.000	30-50	.600	49-106	155	2.9	97/2	8	35	27	3	114	2.1

THE WORD

A big and strong rebounder • A well-conditioned athlete who plays with tremendous energy • Has a 7-3 wingspan, the longest on the team • Strong work ethic • Says playing soccer as a youth helped him develop his basketball skills • Worked on a farm growing up.

2022-23

One of six players to appear in all 34 games • Started every game but the regular season home finale • Averaged a career-high 21.4 minutes per game • Finished the season averaging 5.1 points and was second on the team with 6.1 rebounds • Led the team with 28 blocked shots • Scored in double figures five times, grabbed at least 10 rebounds five times and had one double-double • Averaged 3.9 points and 5.8 rebounds in 20.7 minutes during Big Ten games • Opened eyes in his second career start, scoring 14 points and grabbing nine rebounds in a loss to Gonzaga (11/11) in the Armed Forces Classic on the deck of the USS Abraham Lincoln • Followed that up with a career game, scoring a career-high 16 points, with eight rebounds, three steals and two blocks in a career-best 33 minutes in a double overtime in win over Kentucky (11/15) in the Champions Classic • Had 11 points, four rebounds and two blocks in a win over Portland (11/27) in the final game of the Phil Knight Invitational • Scored 12 points and grabbed five rebounds against Northwestern (12/4) • Set a career-high with 12 rebounds (and nine points) against Oakland (12/21) • Scored six points and had a Big Ten career-high 11 rebounds in a loss at Wisconsin (1/10) • Had his first career double-double with 10 points and 10 rebounds in a win at home against Iowa (1/26) • Scored eight points and grabbed 10 rebounds with two blocks in a win over Marquette (3/19) in the second round of the NCAA Tournament.

2021-22

Appeared in 30 games, averaging 4.5 minutes per contest • Averaged 1.1 points and 1.0 rebounds per game

• Shot 63.2 percent from the floor (12-of-19) • Blocked 13 shots • Played a season-high 12 minutes in two games, first against Eastern Michigan (11/20) and then at Michigan (3/1) • Scored a season-high nine points in that game at Michigan, hitting all three of his field goal attempts and 3-of-5 from the free throw line to go with nine rebounds • An Academic All-Big Ten selection.

2020-21

Appeared in 25 games, averaging 1.1 points and 1.8 rebounds in 5.5 minutes • Connected on 58.8 percent of his field goals (10-of-17) • Scored a season-high eight points and had two rebounds at Michigan (3/4) • Played a season-high 13 minutes against Iowa (2/13) • Had a season-high six rebounds twice, against Oakland (12/13) and at Minnesota (12/28) • Blocked two shots four times, against Eastern Michigan (11/25), at Nebraska (1/2), vs. Rutgers (1/5) and at Indiana (2/20).

HIGH SCHOOL


As a senior at Wasatch Academy in Mt. Pleasant, Utah, averaged 12.2 points, 6.7 rebounds, 0.9 blocks and 0.9 assists in 13 games before the season was postponed • Sissoko was ranked No. 35 in the ESPN Top 100 and the Nike Top 100 Elite • Rated the No. 36 overall player and No. 7 among centers by 247Sports.com • Averaged 12.5 points, 8.9 rebounds and 1.0 blocks per game as a junior at Wasatch Academy during the 2018-19 season • Also played for the Vegas Elite and Jimmer Elite (Utah Mountain Stars).

PERSONAL

Mady Goundo Sissoko (Mau-DEE Si-SO-ko) • A native of Bafoulabe, Mali, West Africa, he has been in the United States since 2016 • Born on Dec. 20, 2000 in Mali • The son of Kassim Sissoko and Fatoumata Kanouli • His guardians are Mike Clayton and Paul Olson • Has three brothers – Modibo, Makan and Souleymane – and six sisters – Djoula, Feli, Oulematou, Dindin, Fatoumata and the late Bamou • Communication major.



14
DAVIS
SMITH
—
GUARD





DAVIS SMITH

6-0 • 160 • ATLANTA, GA.
SENIOR • GUARD

SMITH'S CAREER STATS

Year	GP/GS	Min./Avg	FG-FGA	FG%	3FG-FGA	3FG%	FT-FTA	FT%	OFF-DEF	REB	AVG	PF/D	A	TO	BL	ST	PTS	AVG
20-21	7/0	8/1.1	0-1	.000	0-0	.000	0-1	.000	0-0	0	0.0	1/0	1	0	1	0	0	0.0
21-22	12/0	20/1.7	0-2	.000	0-1	.000	0-1	.000	0-1	1	0.1	2/0	1	1	0	0	0	0.0
22-23	12/0	24/2.0	1-5	.200	0-2	.000	0-0	.000	1-1	2	0.2	2/0	0	1	0	0	2	0.2
TOTAL	31/0	52/1.7	1-8	.125	0-3	.000	0-2	.000	1-2	3	0.1	5/0	2	2	1	0	2	0.1

SMITH'S CAREER BIG TEN STATS

Year	GP/GS	Min./Avg	FG-FGA	FG%	3FG-FGA	3FG%	FT-FTA	FT%	OFF-DEF	REB	AVG	PF/D	A	TO	BL	ST	PTS	AVG
20-21	3/0	2/0.7	0-0	.000	0-0	.000	0-1	.000	0-0	0	0.0	0/0	0	0	0	0	0	0.0
22-23	6/0	5/0.8	0-1	.000	0-1	.000	0-0	.000	0-0	0	0.0	0/0	0	1	0	0	0	0.0
TOTAL	16/0	14/0.9	0-2	.000	0-2	.000	0-2	.000	0-1	1	0.1	1/0	1	2	0	0	0	0.0

THE WORD

Joined the Spartans as a walk-on prior to the 2020-21 season • Awarded a scholarship for the 2021-22 season • The son of former Michigan State All-American Steve Smith • Improved outside shooter and play-maker • Strong work ethic on and off the court.

2022-23

Appeared in 12 games, averaging 1.7 minutes • Played a career-high 8 minutes against Brown (12/10) and scored his first career basket, finishing the game with 2 points and 1 rebound.

2021-22

Appeared in 12 games, averaging 1.7 minutes per contest • Handed out an assist in a win over Penn State (12/11) • Credited with a rebound at Iowa (2/22).

2020-21

Appeared in seven games • Missed his lone field goal attempt against Oakland (12/13) • Handed out an assist in the season opener against Eastern Michigan (11/25) • Credited with a block against Notre Dame (11/28) in a career-high two minutes.

HIGH SCHOOL

A two-year letterwinner at the Westminster School in Atlanta, where he was a team captain as a senior • Coached by Tray Malloy and Zack Darling.


PERSONAL

Davis Satchel Smith • Born on Dec. 27, 2001 in San Antonio, Texas • The son of Steve and Millie Smith • Has an older brother, Brayden, who is a Michigan State graduate • His father was a two-time All-American under Jud Heathcote and is second all-time in scoring at MSU with 2,263 points • Favorite team is the Memphis Grizzlies • Favorite athlete is Shai Gilgeous-Alexander • Majoring in global and international studies in society, with a minor in human behavior and social services.



#2

TYSON
WALKER
GUARD





TYSON WALKER

6-1 • 185 • WESTBURY, N.Y.
GRAD • GUARD

WALKER'S CAREER STATS

Year	GP/GS	Min./Avg	FG-FGA	F6%	3FG-FGA	3FG%	FT-FTA	FT%	OFF-DEF	REB	AVG	PF/D	A	TO	BL	ST	PTS	AVG
19-20*	31/29	939/30.3	124-276	.449	35-100	.350	40-61	.656	13-51	64	2.1	74/1	104	68	6	56	323	10.4
20-21*	19/19	663/34.9	123-277	.444	40-113	.354	71-92	.772	10-46	56	2.9	38/0	92	63	1	46	357	18.8
21-22	36/28	812/22.6	105-246	.427	35-74	.473	51-63	.810	5-42	47	1.3	59/2	153	66	5	34	296	8.2
22-23	34/34	1154/34.0	197-429	.459	59-142	.415	51-64	.797	9-77	86	2.5	75/0	98	43	8	38	504	14.8
TOTAL	120/110	3568/29.7	549-1228	.447	169-429	.394	213-280	.761	37-216	253	2.1	246/3	447	240	20	174	1480	12.3
MSU	70/62	1967/28.1	302-675	.447	92-216	.435	102-127	.803	14-119	133	1.9	134/2	251	109	13	72	800	11.4

*at Northeastern

WALKER'S CAREER BIG TEN STATS

Year	GP/GS	Min./Avg	FG-FGA	F6%	3FG-FGA	3FG%	FT-FTA	FT%	OFF-DEF	REB	AVG	PF/D	A	TO	BL	ST	PTS	AVG
21-22	20/14	449/22.5	70-153	.458	22-45	.489	29-33	.879	2-27	29	1.5	28/1	78	35	1	18	191	9.6
22-23	19/19	632/33.3	116-240	.483	37-76	.487	23-29	.793	7-35	42	2.2	46/0	47	24	4	24	292	15.4
TOTAL	39/33	1081/27.7	186-393	.473	59-121	.488	52-62	.839	9-62	71	1.8	74/1	125	59	5	42	438	12.4

THE WORD

Returns to Michigan State for his fifth year at the college level and third as a Spartan • Coming off a senior year where he stamped himself among the top guards in the Big Ten • Expected to again play both on and off the ball this season • Quick and crafty guard who is able to create for himself and others off the bounce • Excellent shooter and play-maker with a high basketball IQ • Able to finish around the rim with both hands.

2022-23

An All-Big Ten Second Team selection by the coaches and the media • One of 10 players named to the United States Basketball Writers Association District 5 team and was a Second Team District 7 selection by the National Association of Basketball Coaches • Played in and started all 34 games • Averaged 34.0 minutes per game, tied for the team lead • Led the team in scoring with 14.8 points per game • Also averaged 2.9 assists, 2.5 rebounds and 1.1 steals • Second on the team in field goal percentage, connecting on 45.9 percent of his shots (197-of-429) • Second on the team in 3-pointers made (59) and attempted (142) • Finished the season shooting 41.5 percent from 3-point land • Ranked 11th in the Big Ten in scoring, field goal percentage (45.9 percent) and minutes played (34.0) • In Big Ten games, averaged 15.4 points, 2.5 assists, 2.2 rebounds and 1.3 steals in 33.3 minutes per game • Shot 48.3 percent from the floor in conference action (116-of-240), including 48.7 percent from 3-point land (37-of-76) • Finished 10th in the league in scoring and field goal percentage in Big Ten games • Reached double figures in scoring 29 times (19-10), including the

final 12 games of the season • Led the team in scoring eight times (6-2) • Had four games with at least 20 points and twice scored at least 30 points • Scored 14 points and had six assists while playing a career-high 46 minutes in a double overtime win against Kentucky in the Champions Classic (11/15) • Scored 22 points and had five assists in a win over Villanova (11/18) • Scored a then-Michigan State high 30 points, connecting on 12-of-23 shots from the floor, in a loss at home to Purdue (1/16) • Connected on a season-high 5 shots from 3-point land and scored 23 points in a win at home against Indiana (2/21) • Scored a career-high 31 points, hitting 11-of-15 shots from the floor and 7-of-8 from the free throw line, while adding five assists and four rebounds in a loss at Iowa (2/25) • Twice grabbed a season-high 5 rebounds, first against Portland (11/27) when he had 16 points and five boards, and then in a win at Nebraska, scoring 19 points with five rebounds and three assists • Averaged 17.0 points, 2.7 rebounds and 3.7 assists during the NCAA Tournament, shooting 45.2 percent from the floor • Scored 23 points in a win over Marquette (3/19) during the second round of the NCAA Tournament • Had 16 points, five assists and three rebounds in a loss to Kansas State (3/23) in the Sweet Sixteen.

2021-22

Appeared in all 36 games, starting 28 times • Third on the team in minutes played (22.6 mpg) • Fifth on the team in scoring with 8.2 points per game • Second on the team with 4.3 assists per game ... Handed out at least five assists 15 times • Ranked ninth in the Big Ten in assists per game • Seventh in the Big Ten in assist/turnover ratio (2.3) • Per KenPom.com, ranked



No. 16 in the country in Assist Rate (36.0 percent) • Shot 42.7 percent from the floor (105-of-246), including a team-best 47.3 percent from 3-point land (35-of-74) • Led the team with 34 steals • His 0.9 steals ranked No. 24 in the Big Ten • In Big Ten games, averaged 9.6 points and 3.9 assists per game • Scored in double figures 12 times • Led MSU in scoring two times and in assists 17 times • Had two games with double-figure assists • Scored a season-high and a Big Ten career-high 26 points in a loss to Illinois (2/19), scoring 24 of his 26 points in the second half • Handed out a career-high 10 assists twice, first in a win over Louisville (12/1) and then against Oakland (12/21) • Scored 11 points and had six assists against Toledo (12/4), the first of four-straight games scoring in double figures • Scored 15 points and had five rebounds and three assists at Minnesota (12/8), his first career Big Ten game • Had 10 points and nine assists in a win over Penn State at home (12/11) • Had his first career double-double with 10 points and 10 rebounds in a win over Oakland (12/21) • Back-to-back games with 10 points against Nebraska (1/5) and Minnesota (1/12) • Had 12 points, hitting 4-of-7 shots from the floor and all four of his free throw attempts, in a win at Wisconsin (1/21) • Set a season-high with three shots from 3-point land and scored 15 points in a win over Indiana (2/12) • Matched his season-high of three 3-pointers against Illinois when he scored 26 points and in a loss at Iowa (2/22), scoring nine points with five assists and four rebounds • Scored 11 points, hitting an MSU career-high 5-of-7 free throw attempts, and had seven assists in a Big Ten Tournament Quarterfinal win over Wisconsin (3/11) • Scored 13 points and handed out five assists in an NCAA Tournament Second Round loss to Duke (3/20).

AT NORTHEASTERN

Was named to the Colonial Athletic Association First Team as a sophomore in 2021 and was the league's Defensive Player of the Year • Earned All-District first team honors from the National Association of Basketball Coaches in 2021 • Lou Henson Award Finalist (2021), awarded to top mid-major player in the country • Mid-Major All-American (2021) • Named to the CAA All-Rookie Team in 2020 • Three-time CAA Player of the Week (12/14/20, 1/11/21, 2/15/21) • Four-time CAA Rookie of the Week (11/11/19, 11/25/19, 12/31/19, 1/6/20) • As a sophomore in 2020-21, led the CAA in conference games with 19.3 points and 2.5 steals per game • Scored 30 or more points a CAA-best two times • Posted a career-high 36 points at Towson (2/13) • Tallied a league-best 2.4 steals per game, 12th in the NCAA • No. 3 in the CAA in points per game (18.8) and assists per game (4.8) • Reached double figures in 17-of-18 games played, including the final 16 of the season • Made a career-high 7-of-13 shots from behind the arc in a win over Hofstra (1/9) • Handed out a career-high nine assists in a 19-point second-half comeback win at Hofstra (1/7) • Tallied a career-high five steals in four games, last time against William & Mary (3/7) in the CAA Quarterfinals • In 2019-20, started in 29 of 31 games • Became just the sixth freshman in program history to surpass 100 as-

sists • Led all freshman in the CAA in assists (104) and steals (56) • No. 3 in the CAA in steals per game (1.8), No. 5 in assist/turnover ratio (1.5) and No. 8 in assists per game (3.4) • Ranked No. 2 among CAA rookies and 28th in the league in scoring average (10.4) • His 18 double-figure scoring games was second-best on the team • Scored a then-career-high 32 points vs. Elon (1/2) which ranks fifth among freshman in school history • Dished out a season-high seven assists vs. Delaware (1/25) • Season-high four steals vs. Maine (12/4) and at Elon (2/1).

HIGH SCHOOL

Rated a three-star recruit and 44th in his position by Rivals.com • Played four years at Christ the King (N.Y.) and one post-grad year at the New Hampton School (N.H.) • Captained Christ the King to a 22-5 record while making the All-CHSAA regular season and post season team in his senior year • At the New Hampton School, helped his team garner a 23-7 record while making the All-NEPSAC and All-Lakes Region teams.

PERSONAL

Tyson Isaiah Walker • The son of James and Andrea Walker • Born on September 18, 2000 • Has three siblings, Andre, Keyanna and Janel • Earned his bachelor's degree in sociology with a minor in youth and society in May 2023 • Currently pursuing a master's degree in sport coaching & leadership.







#3 | JADEN AKINS
Farmington, Michigan
Sunrise Christian Academy (Kan.) / Farmington
6-4 | 190 | Junior | Guard

CAREER STATS

SEASON	TEAM	GP-GS	MIN	AVG	FG-FGA	FG%	3FG-3FGA	3FG%	FT-FTA	FT%	OFF	DEF	TOT	AVG	PF-F	A	TO	BLK	STL	PTS	AVG
2021-22	MSU	36-1	532	14.8	43-109	.394	19-50	.380	17-28	.607	23	62	85	2.4	45-0	25	24	9	22	122	3.4
2022-23	MSU	30-25	823	27.4	110-262	.420	49-116	.422	24-34	.706	24	95	119	4.0	45-0	36	39	11	36	293	9.8
TOTAL		66-26	1355	20.5	153-371	.412	68-166	.410	41-62	.661	47	157	204	3.1	90-0	61	63	20	58	415	6.3

2022-23 GAME-BY-GAME STATS

Opponent	Date	GS	MIN	Total		3-Pointers		Free throws		Rebounds		PF	A	TO	BLK	STL	PTS	AVG			
				FG-FGA	PCT	3FG-3FGA	PCT	FT-FTA	PCT	OFF	DEF										
Northern Ariz.	11/07/2022		15:51	3-10	.300	0-3	.000	0-0	.000	1	0	1	1.0	1	0	0	1	0	6	6.0	
vs Gonzaga	11/11/2022		17:28	2-7	.286	1-3	.333	0-0	.000	1	1	2	1.5	0	1	0	0	2	5.5	5.5	
vs Kentucky	11/15/2022		27:20	2-8	.250	0-2	.000	3-4	.750	3	4	7	3.3	0	1	1	0	0	7	6.0	
Villanova	11/18/2022		21:19	4-7	.571	1-2	.500	0-0	.000	1	4	5	3.8	3	2	3	0	1	9	6.6	
Northwestern	12/04/2022	*	22:45	1-6	.167	1-5	.200	0-0	.000	0	1	1	3.2	0	2	0	1	2	3	6.0	
at Penn St.	12/07/2022	*	21:43	2-6	.333	2-3	.667	1-2	.500	0	6	6	3.7	4	0	2	0	1	7	6.2	
Brown	12/10/2022	*	21:33	3-7	.429	3-5	.600	0-0	.000	1	2	3	3.6	0	2	1	0	2	9	6.6	
Oakland	12/21/2022	*	25:39	5-8	.625	3-4	.750	2-2	1.000	0	4	4	3.6	4	1	2	0	1	15	7.6	
Buffalo	12/30/2022	*	23:03	5-8	.625	3-3	1.000	0-0	.000	1	2	3	3.6	1	0	1	1	1	13	8.2	
Nebraska	01/03/2023	*	28:35	4-12	.333	1-5	.200	0-0	.000	0	5	5	3.7	0	3	0	0	1	9	8.3	
Michigan	01/07/2023	*	28:47	1-5	.200	1-2	.500	3-4	.750	2	2	4	3.7	2	0	0	0	0	6	8.1	
at Wisconsin	01/10/2023	*	20:13	4-8	.500	2-4	.500	2-2	1.000	0	1	1	3.5	2	0	4	0	1	12	8.4	
at Illinois	01/13/2023	*	34:37	3-11	.273	0-3	.000	0-0	.000	1	3	4	3.5	2	1	1	0	2	6	8.2	
Purdue	01/16/2023	*	32:04	1-4	.250	0-1	.000	3-4	.750	1	5	6	3.7	3	3	1	0	2	5	8.0	
Rutgers	01/19/2023	*	30:40	4-12	.333	3-6	.500	0-0	.000	2	3	5	3.8	1	4	1	1	4	11	8.2	
at Indiana	01/22/2023	*	30:52	6-8	.750	3-4	.750	0-0	.000	0	2	2	3.7	2	0	2	0	1	15	8.6	
Iowa	01/26/2023	*	29:53	5-11	.455	2-4	.500	0-0	.000	1	5	6	3.8	1	3	2	2	3	12	8.8	
at Purdue	01/29/2023	*	28:49	5-9	.556	1-2	.500	1-1	1.000	0	2	2	3.7	1	2	3	0	0	12	9.0	
at Rutgers	02/04/2023	*	25:23	3-8	.375	1-4	.250	2-2	1.000	0	6	6	3.8	4	0	2	0	0	9	9.0	
Maryland	02/07/2023	*	34:41	3-8	.375	1-4	.250	0-0	.000	0	3	3	3.8	2	1	0	1	1	7	8.9	
at Ohio St.	02/12/2023	*	24:59	4-11	.364	0-6	.000	0-0	.000	2	7	9	4.0	0	1	0	1	1	8	8.9	
at Michigan	02/18/2023	*	30:28	3-7	.429	1-3	.333	0-0	.000	0	5	5	4.1	2	3	1	0	1	7	8.8	
Indiana	02/21/2023	*	28:14	2-7	.286	2-4	.500	0-0	.000	0	4	4	4.1	2	2	1	0	3	6	8.7	
at Iowa	02/25/2023	*	34:38	7-10	.700	4-4	1.000	3-4	.750	0	3	3	4.0	3	1	2	0	0	21	9.2	
at Nebraska	02/28/2023	*	28:60	6-14	.429	5-9	.556	0-0	.000	0	1	1	3.9	1	0	1	0	1	17	9.5	
Ohio St.	03/04/2023		25:03	4-7	.571	3-4	.750	2-3	.667	0	3	3	3.9	1	0	0	0	0	13	9.6	
vs Ohio St.	03/10/2023	*	29:46	5-13	.385	0-2	.000	0-0	.000	1	3	4	3.9	0	0	0	1	0	10	9.6	
vs Southern California	03/17/2023	*	33:59	5-12	.417	1-5	.200	1-3	.333	2	4	6	4.0	1	0	1	0	3	12	9.7	
vs Marquette	03/19/2023	*	28:14	2-8	.250	0-5	.000	1-3	.333	1	3	4	4.0	0	1	0	0	1	5	9.6	
vs Kansas St.	03/23/2023	*	37:21	6-10	.600	4-5	.800	0-0	.000	3	1	4	4.0	2	3	3	3	1	16	9.8	
Totals			25	822:56	110-262	.420	49-116	.422	24-34	.706	24	95	119	4.0	45	36	39	11	36	293	9.8

2021-22 GAME-BY-GAME STATS

Opponent	Date	GS	MIN	Total		3-Pointers		Free throws		Rebounds		PF	A	TO	BLK	STL	PTS	AVG	
				FG-FGA	PCT	3FG-3FGA	PCT	FT-FTA	PCT	OFF	DEF								TOT
vs Kansas	11/09/2021		12:14	0-3	.000	0-1	.000	1-2	.500	1	2	3	3.0	2	0	1	0	1	1.0
Western Mich.	11/12/2021		16:30	4-5	.800	0-0	.000	1-2	.500	2	1	3	3.0	1	1	0	0	1	9.0
at Butler	11/17/2021		12:54	0-2	.000	0-1	.000	2-2	1.000	1	4	5	3.7	1	0	3	0	0	2.0
Eastern Mich.	11/20/2021		18:04	3-6	.500	1-3	.333	1-2	.500	0	0	0	2.8	0	0	1	2	1	8.0
vs Loyola Chicago	11/24/2021		15:25	0-1	.000	0-1	.000	0-0	.000	0	0	0	2.2	1	1	0	1	1	0.0
vs UConn	11/25/2021		08:21	0-2	.000	0-1	.000	0-0	.000	0	1	2	2.2	0	0	0	0	0	3.3
vs Baylor	11/26/2021		17:58	6-9	.667	0-2	.000	0-0	.000	1	2	3	2.3	2	0	2	0	1	12.6
Louisville	12/01/2021		10:34	3-4	.750	2-2	1.000	2-4	.500	1	2	3	2.4	1	1	3	0	0	10.5
Toledo	12/04/2021		23:55	3-7	.429	3-3	1.000	0-0	.000	1	6	7	2.9	0	3	0	0	0	9.5
at Minnesota	12/08/2021		16:19	0-2	.000	0-1	.000	0-0	.000	0	2	2	2.8	1	0	0	1	0	0.5
Penn St.	12/11/2021		20:57	2-3	.667	1-1	1.000	0-0	.000	1	3	4	2.9	1	2	1	1	1	5.5
vs Oakland	12/21/2021		15:38	1-4	.250	1-4	.250	0-0	.000	1	1	2	2.8	2	2	2	0	1	3.4
High Point	12/29/2021	*	20:50	1-3	.333	1-1	1.000	0-1	.000	2	1	3	2.8	2	0	1	0	2	3.4
at Northwestern	01/02/2022		13:28	0-3	.000	0-2	.000	0-2	.000	2	1	3	2.9	2	0	0	1	0	0.8
Nebraska	01/05/2022		11:56	1-4	.250	0-2	.000	2-2	1.000	0	3	3	2.9	0	0	0	0	2	4.4
Minnesota	01/12/2022		13:23	1-1	1.000	0-0	.000	0-0	.000	1	3	4	2.9	2	1	0	1	1	2.4
Northwestern	01/15/2022		08:59	0-2	.000	0-0	.000	1-2	.500	0	0	0	2.8	0	0	1	0	0	1.4
at Wisconsin	01/21/2022		12:29	3-4	.750	2-2	1.000	2-2	1.000	0	2	2	2.7	0	0	0	0	0	10.4
at Illinois	01/25/2022		13:28	0-2	.000	0-1	.000	0-0	.000	1	1	2	2.7	1	0	0	0	2	0.2
Michigan	01/29/2022		11:52	0-1	.000	0-1	.000	0-0	.000	0	3	3	2.7	2	1	1	0	1	0.0
at Maryland	02/01/2022		23:34	2-4	.500	0-2	.000	0-0	.000	1	1	2	2.7	1	0	0	0	2	4.0
at Rutgers	02/05/2022		05:60	0-1	.000	0-0	.000	0-0	.000	0	0	0	2.5	0	1	0	0	0	0.8
Wisconsin	02/08/2022		16:01	1-2	.500	0-0	.000	0-0	.000	0	2	2	2.5	2	1	0	0	1	2.3
Indiana	02/12/2022		21:06	2-4	.500	0-2	.000	0-1	.000	0	2	2	2.5	2	0	0	0	1	4.3
at Penn St.	02/15/2022		14:28	1-3	.333	1-1	1.000	0-0	.000	0	2	2	2.5	2	0	1	0	0	3.3
Illinois	02/19/2022		03:21	0-2	.000	0-1	.000	0-0	.000	0	0	0	2.4	1	0	1	0	0	0.5
at Iowa	02/22/2022		16:21	1-3	.333	1-2	.500	0-0	.000	2	2	4	2.4	1	3	3	1	1	3.5
Purdue	02/26/2022		04:47	0-0	.000	0-0	.000	0-0	.000	0	0	0	2.4	2	2	1	0	0	0.4

2021-22 GAME-BY-GAME STATS

at Michigan	03/01/2022	15:54	2-3	.667	2-2	1.000	0-0	.000	0	2	2	2.3	0	1	0	0	6	3.5			
at Ohio St.	03/03/2022	17:15	1-4	.250	1-2	.500	3-4	.750	0	2	2	2.3	1	0	0	1	0	6	3.6		
Maryland	03/06/2022	17:29	0-2	.000	0-2	.000	2-2	1.000	1	3	4	2.4	3	4	1	0	2	2	3.5		
vs Maryland	03/10/2022	14:41	2-4	.500	2-3	.667	0-0	.000	0	3	3	2.4	4	1	0	0	0	6	3.6		
vs Wisconsin	03/11/2022	16:22	0-2	.000	0-1	.000	0-0	.000	1	2	3	2.4	2	0	0	0	0	0	3.5		
vs Purdue	03/12/2022	21:16	2-4	.500	0-1	.000	0-0	.000	2	1	3	2.4	2	0	0	0	0	4	3.5		
vs Davidson	03/18/2022	13:28	0-2	.000	0-1	.000	0-0	.000	0	1	1	2.4	0	0	0	0	0	0	3.4		
vs Duke	03/20/2022	14:36	1-1	1.000	1-1	1.000	0-0	.000	0	1	1	2.4	1	0	0	0	0	3	3.4		
Totals			1	531:51	43-109	.394	19-50	.380	17-28	.607	23	62	85	2.4	45	25	24	9	22	122	3.4



#15 | CARSON COOPER

Jackson, Michigan

IMG Academy (Fla.)

6-11 | 240 | Sophomore | Center

CAREER STATS

					Field Goals		3-Point		F-Throws		Rebounds								Scoring			
SEASON	TEAM	GP-GS	MIN	AVG	FG-FGA	FG%	3FG-3FGA	3FG%	FT-FTA	FT%	OFF	DEF	TOT	AVG	PF	FO	A	TO	BLK	STL	PTS	AVG
2022-23	MSU	30-0	197	6.6	19-26	.731	0-0	.000	9-19	.474	12	15	27	0.9	32	0	3	7	8	4	47	1.6
TOTAL		30-0	197	6.6	19-26	.731	0-0	.000	9-19	.474	12	15	27	0.9	32	0	3	7	8	4	47	1.6

2022-23 GAME-BY-GAME STATS

Opponent	Date	GS	MIN	Total		3-Pointers		Free throws		Rebounds		PF	A	TO	BLK	STL	PTS	AVG			
				FG-FGA	PCT	3FG-3FGA	PCT	FT-FTA	PCT	OFF	DEF								TOT	AVG	
Northern Ariz.	11/07/2022		03:51	0-1	.000	0-0	.000	1-2	.500	0	0	0	0.0	0	0	0	1	1.0			
vs Kentucky	11/15/2022		04:13	0-1	.000	0-0	.000	0-0	.000	0	0	0	0.0	2	0	1	0	0.5			
Villanova	11/18/2022		02:21	0-0	.000	0-0	.000	0-0	.000	0	0	0	0.0	1	0	0	0	0.3			
vs Alabama	11/24/2022		11:50	0-0	.000	0-0	.000	1-2	.500	0	2	2	0.5	3	0	1	2	0.5			
vs Oregon	11/25/2022		05:37	1-1	1.000	0-0	.000	0-0	.000	1	0	1	0.6	0	0	0	0	2.0			
at Portland	11/27/2022		05:57	2-3	.667	0-0	.000	0-0	.000	0	0	0	0.5	0	0	0	0	4.3			
at Notre Dame	11/30/2022		08:31	1-2	.500	0-0	.000	0-0	.000	0	0	0	0.4	1	0	0	0	2.1			
Northwestern	12/04/2022		03:09	2-2	1.000	0-0	.000	0-1	.000	0	0	0	0.4	2	0	1	0	4.8			
at Penn St.	12/07/2022		00:51	0-0	.000	0-0	.000	0-0	.000	0	0	0	0.3	0	0	0	0	0.6			
Brown	12/10/2022		07:54	1-1	1.000	0-0	.000	0-0	.000	0	0	0	0.3	1	0	0	1	2.6			
Oakland	12/21/2022		04:36	0-1	.000	0-0	.000	0-0	.000	0	1	1	0.4	0	0	0	0	1.5			
Buffalo	12/30/2022		05:34	1-2	.500	0-0	.000	1-2	.500	0	1	1	0.4	0	0	0	0	3.6			
Nebraska	01/03/2023		01:50	0-0	.000	0-0	.000	0-0	.000	0	0	0	0.4	1	0	0	0	1.5			
Michigan	01/07/2023		02:53	0-0	.000	0-0	.000	0-0	.000	0	1	1	0.4	0	1	1	0	1.4			
at Wisconsin	01/10/2023		11:46	0-0	.000	0-0	.000	0-0	.000	1	1	2	0.5	1	0	2	1	0.3			
at Illinois	01/13/2023		12:24	3-3	1.000	0-0	.000	0-0	.000	2	2	4	0.8	0	0	1	0	6.6			
Purdue	01/16/2023		11:43	1-1	1.000	0-0	.000	0-0	.000	1	1	2	0.8	3	0	0	0	2.6			
Rutgers	01/19/2023		08:50	0-0	.000	0-0	.000	0-0	.000	0	1	1	0.8	2	0	1	0	1.5			
at Indiana	01/22/2023		04:08	0-0	.000	0-0	.000	0-0	.000	0	0	0	0.8	1	0	0	0	1.4			
Iowa	01/26/2023		02:44	0-0	.000	0-0	.000	0-0	.000	0	0	0	0.8	0	0	0	0	1.4			
at Purdue	01/29/2023		11:24	1-1	1.000	0-0	.000	0-2	.000	0	1	1	0.8	2	0	1	1	2.1			
at Rutgers	02/04/2023		02:17	0-1	.000	0-0	.000	0-0	.000	0	0	0	0.7	1	0	0	0	1.3			
at Ohio St.	02/12/2023		05:42	2-2	1.000	0-0	.000	1-1	1.000	0	1	1	0.7	1	1	0	0	5.1			
at Michigan	02/18/2023		09:07	1-1	1.000	0-0	.000	2-3	.667	1	1	2	0.8	0	1	0	0	4.6			
at Iowa	02/25/2023		03:08	0-0	.000	0-0	.000	1-2	.500	0	0	0	0.8	1	0	0	0	1.6			
Ohio St.	03/04/2023		03:04	0-0	.000	0-0	.000	0-0	.000	0	0	0	0.7	1	0	1	0	1.5			
vs Ohio St.	03/10/2023		00:50	0-0	.000	0-0	.000	0-0	.000	0	0	0	0.7	0	0	0	0	1.4			
vs Southern California	03/17/2023		13:11	2-2	1.000	0-0	.000	2-4	.500	2	2	4	0.8	0	0	0	0	6.6			
vs Marquette	03/19/2023		15:53	1-1	1.000	0-0	.000	0-0	.000	2	0	2	0.9	4	0	1	0	2.6			
vs Kansas St.	03/23/2023		11:49	0-0	.000	0-0	.000	0-0	.000	2	0	2	0.9	4	1	0	0	1.6			
Totals			0	197:07	19-26	.731	0-0	.000	9-19	.474	12	15	27	0.9	32	3	7	8	4	47	1.6



#25 | MALIK HALL

Aurora, Ill.

Sunrise Christian Academy (Kan.)

6-8 | 220 | Grad | Forward

CAREER STATS

SEASON TEAM	GP-GS	MIN/AVG	Field Goals		3-Point		F-Throws		Rebounds		Scoring	
			FG-FGA	FG%	3FG-3FGA	3FG%	FT-FTA	FT%	OFF	DEF	TOT	PTS
2019-20 MSU	31-9	493/15.9	52-97	.536	7-21	.333	32-44	.727	38	77	115	3.7
2020-21 MSU	28-9	493/17.6	45-92	.489	8-22	.364	41-59	.695	39	78	117	4.2
2021-22 MSU	36-7	781/21.7	121-235	.515	29-68	.426	49-71	.690	54	112	166	4.6
2022-23 MSU	23-5	591/25.7	72-165	.436	16-49	.327	44-52	.846	33	67	100	4.3
TOTAL	118-30	2359/20.0	290-589	.492	60-160	.375	166-226	.735	164	334	498	4.2

2022-23 GAME-BY-GAME STATS

Opponent	Date	GS	MIN	Total		3-Pointers		Free throws		Rebounds		PF	A	TO	BLK	STL	PTS	AVG			
				FG-FGA	PCT	3FG-3FGA	PCT	FT-FTA	PCT	OFF	DEF								TOT		
Northern Ariz.	11/07/2022	*	34:19	2-4	.500	1-3	.333	0-0	.000	1	6	7	7.0	2	1	0	3	5			
vs Gonzaga	11/11/2022	*	28:06	5-10	.500	0-2	.000	1-2	.500	1	6	7	7.0	4	1	1	0	8			
vs Kentucky	11/15/2022	*	42:25	7-11	.636	1-3	.333	5-5	1.000	2	3	5	6.3	2	0	4	0	20			
Villanova	11/18/2022	*	22:15	4-7	.571	2-3	.667	2-2	1.000	1	1	2	5.3	3	2	3	0	12			
Buffalo	12/30/2022		12:27	3-4	.750	2-2	1.000	3-4	.750	0	0	0	4.2	0	0	0	0	11			
Nebbraska	01/03/2023		18:37	2-6	.333	0-2	.000	1-1	1.000	2	2	4	4.2	0	2	1	0	5			
Michigan	01/07/2023		23:15	5-9	.556	1-2	.500	4-4	1.000	2	1	3	4.0	3	0	3	0	15			
at Wisconsin	01/10/2023		27:03	3-6	.500	0-1	.000	2-3	.667	0	5	5	4.1	0	0	1	0	8			
at Illinois	01/13/2023		18:02	1-4	.250	0-0	.000	0-0	.000	1	3	4	4.1	2	1	1	0	2			
Iowa	01/26/2023		24:33	4-8	.500	0-1	.000	3-4	.750	2	1	3	4.0	2	4	0	0	11			
at Purdue	01/29/2023		20:48	3-6	.500	1-2	.500	0	0	2	2	3	3.8	2	1	2	1	8			
at Rutgers	02/04/2023		25:37	1-9	.111	0-2	.000	2-2	1.000	6	7	13	4.6	2	3	3	1	4			
Maryland	02/07/2023		21:01	3-5	.600	1-1	1.000	0	0	0	2	2	4.4	3	1	2	0	7			
at Ohio St.	02/12/2023		26:41	1-5	.200	1-1	1.000	0	0	0	2	4	6.5	1	3	0	0	3			
at Michigan	02/18/2023		24:53	6-11	.545	2-4	.500	0-0	.000	1	2	3	4.4	2	1	0	0	14			
Indiana	02/21/2023		23:47	2-7	.286	0-0	.000	6-6	1.000	2	3	5	4.4	0	0	1	0	10			
at Iowa	02/25/2023		35:08	5-10	.500	0-2	.000	6-6	1.000	1	1	2	4.3	3	2	3	0	16			
at Nebraska	02/28/2023		22:46	3-8	.375	2-4	.500	0-0	.000	0	3	3	4.2	3	1	1	0	8			
Ohio St.	03/04/2023	*	28:20	4-8	.500	2-4	.500	0-0	.000	1	2	3	4.2	3	0	0	1	10			
vs Ohio St.	03/10/2023		23:17	0-6	.000	0-3	.000	3-4	.750	2	2	4	4.2	2	1	1	1	3			
vs Southern California	03/17/2023		28:19	2-7	.286	0-1	.000	2-2	1.000	1	3	4	4.1	2	1	1	2	6			
vs Marquette	03/19/2023		28:14	2-7	.286	0-4	.000	0-0	.000	2	3	5	4.2	3	1	3	0	4			
vs Kansas St.	03/23/2023		31:36	4-7	.571	0-2	.000	3-5	.600	3	5	8	4.3	2	2	3	1	11			
Totals			5	591:28	72-165	.436	16-49	.327	44-52	.846	33	67	100	4.3	46	28	35	9	12	204	8.9

2021-22 GAME-BY-GAME STATS

Opponent	Date	GS	MIN	Total		3-Pointers		Free throws		Rebounds		PF	A	TO	BLK	STL	PTS	AVG			
				FG-FGA	PCT	3FG-3FGA	PCT	FT-FTA	PCT	OFF	DEF								TOT	AVG	
vs Kansas	11/09/2021		20:55	1-4	.250	1-2	.500	0-0	.000	0	3	3	3.0	2	0	1	0	3	3.0		
Western Mich.	11/12/2021		19:54	3-6	.500	0-3	.000	2-2	1.000	1	2	3	3.0	1	0	0	0	8	5.5		
at Butler	11/17/2021		17:40	3-4	.750	2-3	.667	0-0	.000	0	4	4	3.3	3	0	2	0	8	6.3		
Eastern Mich.	11/20/2021	*	22:56	6-11	.545	1-2	.500	2-2	1.000	3	6	9	4.5	5	0	1	0	15	8.5		
vs Loyola Chicago	11/24/2021	*	32:15	9-9	1.000	1-1	1.000	5-5	1.000	2	5	7	5.2	1	1	0	0	24	11.6		
vs UConn	11/25/2021	*	27:29	0-5	.000	0-0	.000	2-2	1.000	2	2	4	5.0	3	3	1	0	2	10.0		
vs Baylor	11/26/2021	*	15:18	1-3	.333	1-1	1.000	0-0	.000	1	3	4	4.9	1	1	5	0	3	9.0		
Louisville	12/01/2021		24:12	6-8	.750	3-3	1.000	0-0	.000	1	4	5	4.9	1	2	1	0	15	9.8		
Toledo	12/04/2021		21:34	1-3	.333	1-1	1.000	1-2	.500	0	4	4	4.8	2	1	2	1	4	9.1		
at Minnesota	12/08/2021		22:17	6-9	.667	2-4	.500	1-4	.250	3	6	9	5.2	0	4	2	0	15	9.7		
Penn St.	12/11/2021		22:51	3-5	.600	1-1	1.000	2-2	1.000	3	3	6	5.3	0	1	2	0	9	9.6		
vs Oakland	12/21/2021		16:56	6-7	.857	0-1	.000	1-1	1.000	1	1	2	5.0	1	1	1	0	0	13	9.9	
High Point	12/29/2021		25:14	5-7	.714	1-2	.500	2-2	1.000	2	1	3	4.8	2	5	1	0	0	13	10.2	
at Northwestern	01/02/2022		12:17	2-5	.400	0-2	.000	0-0	.000	0	2	2	4.6	4	0	2	0	0	4	9.7	
Nebbraska	01/05/2022		22:18	5-6	.833	1-1	1.000	1-5	.200	2	4	6	4.7	1	2	1	1	1	12	9.9	
Minnesota	01/12/2022		22:59	3-4	.750	1-1	1.000	0-1	.000	1	6	7	4.9	3	1	1	0	0	7	9.7	
Northwestern	01/15/2022		23:44	3-7	.429	3-6	.500	1-1	1.000	1	3	4	4.8	2	0	0	0	0	10	9.7	
at Wisconsin	01/21/2022		25:03	7-11	.636	0-0	.000	0-0	.000	4	4	8	5.0	2	2	2	2	1	14	9.9	
at Illinois	01/25/2022		21:00	2-7	.286	0-1	.000	3-4	.750	3	4	7	5.1	2	1	1	0	1	7	9.8	
Michigan	01/29/2022		23:51	5-12	.417	2-3	.667	3-3	1.000	2	4	6	5.2	4	1	1	0	3	15	10.1	
at Maryland	02/01/2022		24:31	6-12	.500	1-1	1.000	3-4	.750	2	2	4	5.1	1	1	0	1	0	0	16	10.3
at Rutgers	02/05/2022		25:16	2-5	.400	0-2	.000	0-0	.000	0	0	0	4.9	3	1	3	0	1	4	10.0	
Wisconsin	02/08/2022		22:25	5-7	.714	1-2	.500	1-1	1.000	1	3	4	4.8	3	1	2	0	0	0	12	10.1
Indiana	02/12/2022		24:30	4-9	.444	2-4	.500	8-8	1.000	3	3	6	4.9	3	1	2	1	0	0	18	10.5
at Penn St.	02/15/2022		23:07	1-4	.250	0-1	.000	1-4	.250	1	4	5	4.9	3	2	2	1	0	0	9	9.8
Illinois	02/19/2022		16:22	0-3	.000	0-1	.000	0-0	.000	2	4	6	4.9	2	1	1	0	0	0	0	9.8
at Iowa	02/22/2022		22:33	7-13	.538	2-4	.500	1-2	.500	1	4	5	4.9	2	0	0	0	0	0	17	10.0
Purdue	02/26/2022	*	23:20	1-4	.250	0-2	.000	0-0	.000	1	2	3	4.9	2	1	1	0	2	2	9.6	
at Michigan	03/01/2022	*	18:49	1-3	.333	0-0	.000	3-5	.600	1	2	3	4.8	1	1	0	0	0	0	5	9.6
at Ohio St.	03/03/2022	*	21:07	1-4	.250	0-2	.000	2-4	.500	2	1	3	4.7	0	0	3	0	0	0	4	9.4
Maryland	03/06/2022		22:01	7-11	.636	1-1	1.000	2-2	1.000	3	0	3	4.7	3	1	1	0	1	0	17	9.6
vs Maryland	03/10/2022		24:38	3-9	.333	0-2	.000	2-3	.667	2	4	6	4.7	1	0	3	0	1	0	8	9.6
vs Wisconsin	03/11/2022		18:01	1-5	.200	0-3	.000	0-2	.000	1	4	5	4.7	4	0	1	0	0	0	2	9.4
vs Purdue	03/12/2022		21:42	4-5	.800	1-2	.500	0-0	.000	0	2	2	4.6	0	2	0	0	0	3	9	9.4
vs Davidson	03/18/2022		16:41	1-5	.200	0-2	.000	0-0	.000	2	3	5	4.7	2	1	3	0	0	0	2	9.1
vs Duke	03/20/2022		14:50	0-3	.000	0-1	.000	0-0	.000	0	3	3	4.6	1	1	1	0	0	0	0	8.9
Totals		7	780:37	121-235	.515	29-68	.426	49-71	.690	54	112	166	4.6	71	39	51	7	21	320	8.9	



2020-21 GAME-BY-GAME STATS

Opponent	Date	GS	MIN	Total		3-Pointers		Free throws		Rebounds			PF	A	TO	BLK	STL	PTS	AVG		
				FG-FGA	PCT	3FG-3FGA	PCT	FT-FTA	PCT	OFF	DEF	TOT								AVG	
Eastern Mich.	11/25/2020		17:24	3-6	.500	0-0	.000	0-0	.000	0	4	4	4.0	1	5	0	0	6	6.0		
Notre Dame	11/28/2020		18:20	2-3	.667	0-1	.000	0-1	.000	1	3	4	4.0	0	3	2	1	0	4	5.0	
at Duke	12/01/2020		28:48	2-5	.400	0-1	.000	6-8	.750	4	6	10	6.0	1	2	1	0	0	10	6.7	
Detroit Mercy	12/04/2020		17:16	2-4	.500	0-1	.000	1-1	1.000	2	3	5	5.8	1	1	1	0	1	5	6.3	
Western Mich.	12/06/2020		21:03	1-2	.500	0-1	.000	0-0	.000	1	3	4	5.4	1	1	1	0	1	2	5.4	
Oakland	12/13/2020		16:00	4-6	.667	1-1	1.000	1-1	1.000	3	3	6	5.5	1	1	0	0	0	10	6.2	
at Northwestern	12/20/2020		21:44	4-7	.571	1-2	.500	1-4	.250	4	5	9	6.0	0	3	1	0	1	10	6.7	
Wisconsin	12/25/2020		16:04	2-4	.500	1-1	1.000	0-0	.000	1	1	2	5.5	2	2	1	0	0	5	6.5	
at Minnesota	12/28/2020		19:19	2-6	.333	2-3	.667	2-2	1.000	2	3	5	5.4	1	1	1	0	0	8	6.7	
at Nebraska	01/02/2021		19:39	0-0	.000	0-0	.000	3-4	.750	3	5	8	5.7	2	0	0	0	0	3	6.3	
Rutgers	01/05/2021		26:48	2-2	1.000	0-0	.000	1-1	1.000	1	3	4	5.5	2	1	0	0	0	5	6.2	
Purdue	01/08/2021		22:55	1-3	.333	0-1	.000	1-2	.500	0	2	2	5.3	0	3	0	1	1	3	5.9	
at Rutgers	01/28/2021		17:51	1-6	.167	0-2	.000	0-0	.000	2	1	3	5.1	0	2	1	0	0	2	5.6	
at Ohio St.	01/31/2021		14:16	0-1	.000	0-1	.000	4-5	.800	2	3	5	5.1	1	1	1	0	0	4	5.5	
at Iowa	02/02/2021		13:21	0-3	.000	0-1	.000	0-0	.000	3	1	4	5.0	2	1	1	0	0	0	5.1	
Nebraska	02/06/2021		24:08	1-4	.250	0-1	.000	0-0	.000	1	3	4	4.9	1	1	3	1	1	2	4.9	
Penn St.	02/09/2021	*	20:19	3-4	.750	0-1	.000	4-7	.571	0	5	5	4.9	2	1	1	0	1	10	5.2	
Iowa	02/13/2021	*	13:28	0-0	.000	0-0	.000	1-2	.500	1	2	3	4.8	2	0	1	0	1	1	5.0	
at Purdue	02/16/2021	*	11:53	0-0	.000	0-0	.000	3-4	.750	3	3	6	4.9	1	0	0	0	0	3	4.9	
at Indiana	02/20/2021	*	02:55	0-0	.000	0-0	.000	0-0	.000	0	0	0	4.7	0	0	2	0	0	0	4.7	
Illinois	02/23/2021		04:44	0-0	.000	0-0	.000	0-0	.000	0	0	0	4.4	0	1	0	0	0	0	4.4	
Ohio St.	02/25/2021		07:03	0-0	.000	0-0	.000	3-4	.750	0	2	2	4.3	1	1	2	0	0	3	4.4	
at Maryland	02/28/2021		23:10	3-4	.750	0-0	.000	1-3	.333	2	1	3	4.3	2	1	0	1	1	7	4.5	
Indiana	03/02/2021	*	12:04	0-2	.000	0-1	.000	4-4	1.000	0	3	3	4.2	2	0	1	1	0	4	4.5	
at Michigan	03/04/2021	*	10:01	0-1	.000	0-0	.000	0-0	.000	0	2	2	4.1	2	1	1	0	0	0	4.3	
Michigan	03/07/2021	*	23:52	1-4	.250	1-1	1.000	0-0	.000	1	3	4	4.1	1	2	1	0	1	3	4.2	
vs Maryland	03/11/2021	*	23:15	8-12	.667	2-2	1.000	1-2	.500	1	4	5	4.1	2	0	1	0	1	19	4.8	
vs UCLA	03/18/2021	*	25:26	3-3	1.000	0-0	.000	4-4	1.000	1	4	5	4.2	2	0	1	0	0	10	5.0	
Totals			9	493:07	45-92	.489	8-22	.364	41-59	.695	39	78	117	4.2	33	35	25	5	10	139	5.0

2019-20 GAME-BY-GAME STATS

Opponent	Date	GS	MIN	Total		3-Pointers		Free throws		Rebounds			PF	A	TO	BLK	STL	PTS	AVG	
				FG-FGA	PCT	3FG-3FGA	PCT	FT-FTA	PCT	OFF	DEF	TOT								AVG
vs Kentucky	11/05/2019		09:13	0-2	.000	0-1	.000	0-0	.000	1	2	3	3.0	3	1	0	0	1	0.0	
Binghamton	11/10/2019		13:21	0-1	.000	0-0	.000	0-0	.000	0	3	3	3.0	0	2	0	0	0	0.0	
at Seton Hall	11/14/2019		18:57	7-7	1.000	3-3	1.000	0-2	.000	1	4	5	3.7	0	0	1	0	1	17.5	
Charleston So.	11/18/2019		12:09	3-5	.600	0-1	.000	0-0	.000	2	2	4	3.8	1	3	1	0	0	6.5	
vs Virginia Tech	11/25/2019		07:19	0-1	.000	0-1	.000	0-0	.000	1	1	2	3.4	5	1	1	0	0	4.6	
vs Georgia	11/26/2019		22:49	4-6	.667	1-2	.500	0-0	.000	0	4	4	3.5	2	2	2	1	0	9.5	
vs UCLA	11/27/2019		16:03	1-2	.500	0-0	.000	6-6	1.000	0	2	2	3.3	5	0	0	0	0	8.5	
Duke	12/03/2019		25:15	3-8	.375	0-2	.000	3-5	.600	3	5	8	3.9	0	3	1	0	1	9.6	
Rutgers	12/08/2019		20:21	1-4	.250	0-0	.000	1-3	.333	1	3	4	3.9	2	2	0	0	2	3.8	
vs Oakland	12/14/2019		07:54	1-1	1.000	0-0	.000	0-0	.000	0	2	2	3.7	2	1	2	0	0	2.4	
at Northwestern	12/18/2019		16:32	2-4	.500	0-0	.000	1-2	.500	1	2	3	3.6	3	2	1	1	0	5.4	
Eastern Mich.	12/21/2019		10:01	1-1	1.000	0-0	.000	0-1	.000	0	3	3	3.6	2	2	0	1	0	2.5	
Western Mich.	12/29/2019		09:60	3-4	.750	0-1	.000	3-3	1.000	1	0	1	3.4	1	0	1	0	0	9.4	
Illinois	01/02/2020		03:45	0-1	.000	0-0	.000	0-0	.000	0	1	1	3.2	3	0	1	0	0	5.0	
Michigan	01/05/2020		15:57	2-3	.667	0-1	.000	2-2	1.000	1	1	2	3.1	4	1	0	0	0	6.5	
Minnesota	01/09/2020		11:07	1-3	.333	0-0	.000	0-0	.000	3	1	4	3.2	0	1	0	0	1	2.4	
at Purdue	01/12/2020		09:23	1-3	.333	1-1	1.000	0-0	.000	1	1	2	3.1	3	0	1	0	0	3.8	
Wisconsin	01/17/2020		15:29	2-4	.500	0-0	.000	1-1	1.000	2	4	6	3.3	2	2	0	0	1	5.4	
at Indiana	01/23/2020		21:23	1-2	.500	0-0	.000	0-0	.000	0	3	3	3.3	3	1	1	2	0	2.6	
at Minnesota	01/26/2020	*	20:12	3-3	1.000	0-0	.000	1-1	1.000	3	3	6	3.4	4	1	1	0	0	7.8	
Northwestern	01/29/2020	*	16:35	2-4	.500	0-1	.000	2-2	1.000	1	1	2	3.3	2	1	0	0	0	6.4	
at Wisconsin	02/01/2020	*	19:37	1-1	1.000	0-0	.000	0-0	.000	2	4	6	3.5	3	2	2	2	0	2.7	
Penn St.	02/04/2020	*	25:27	1-4	.250	1-1	1.000	2-2	1.000	2	6	8	3.7	4	3	3	0	2	5.7	
at Michigan	02/08/2020	*	25:47	3-4	.750	0-0	.000	2-2	1.000	3	1	4	3.7	2	0	1	1	0	8.4	
at Illinois	02/11/2020		06:45	0-0	.000	0-0	.000	0-0	.000	0	1	1	3.6	2	0	1	0	0	4.6	
Maryland	02/15/2020	*	06:33	0-2	.000	0-2	.000	0-0	.000	0	0	0	3.4	3	1	0	0	0	4.5	
at Nebraska	02/20/2020	*	11:27	0-1	.000	0-0	.000	0-2	.000	3	2	5	3.5	1	0	1	0	0	4.3	
Iowa	02/25/2020		21:16	2-5	.400	0-1	.000	0-0	.000	1	5	6	3.6	2	1	0	0	0	4.3	
at Maryland	02/29/2020	*	23:09	5-5	1.000	1-1	1.000	5-6	.833	2	4	6	3.7	5	1	0	0	1	16.7	
at Penn St.	03/03/2020	*	26:08	2-4	.500	0-1	.000	0-0	.000	0	3	3	3.6	5	1	0	1	0	4.7	
Ohio St.	03/08/2020		23:29	0-2	.000	0-1	.000	3-4	.750	3	3	6	3.7	1	3	0	1	0	3.6	
Totals			9	493:22	52-97	.536	7-21	.333	32-44	.727	38	77	115	3.7	75	38	22	10	143	4.6



#11 | A.J. HOGGARD
Coatesville, Pa.
Huntington Prep (W.Va.)
6-4 | 210 | Senior | Guard

CAREER STATS

SEASON	TEAM	GP-GS	MIN	AVG	FG-FGA	FG%	3FG-3FGA	3FG%	FT-FTA	FT%	OFF	DEF	TOT	AVG	PF-FO	A	TO	BLK	STL	PTS	AVG
2020-21	MSU	26-8	345	13.3	23-75	.307	3-18	.167	15-25	.600	4	45	49	1.9	31-0	51	28	5	9	64	2.5
2021-22	MSU	36-8	727	20.2	97-221	.439	7-32	.219	51-81	.630	14	68	82	2.3	60-0	174	71	17	25	252	7.0
2022-23	MSU	34-33	1041	30.6	143-343	.417	24-73	.329	127-158	.804	6	119	125	3.7	80-0	201	88	11	30	437	12.9
TOTAL		96-49	2112	22.0	263-639	.412	34-123	.276	193-264	.731	24	232	256	2.7	171-0	426	187	33	64	753	7.8

2022-23 GAME-BY-GAME STATS

Opponent	Date	GS	MIN	Total		3-Pointers		Free throws		Rebounds		PF	A	TO	BLK	STL	PTS	AVG			
				FG-FGA	PCT	3FG-3FGA	PCT	FT-FTA	PCT	OFF	DEF								TOT	AVG	
Northern Ariz.	11/07/2022	*	16:39	3-7	.429	0-1	.000	3-3	1.000	0	1	1	1.0	3	8	3	0	1	9	9.0	
vs Gonzaga	11/11/2022	*	33:37	2-8	.250	0-2	.000	8-10	.800	1	3	4	2.5	2	6	4	0	3	12	10.5	
vs Kentucky	11/15/2022	*	35:13	1-7	.143	0-1	.000	2-2	1.000	0	5	5	3.3	2	9	5	0	0	4	8.3	
Villanova	11/18/2022	*	32:02	5-12	.417	3-6	.500	0-0	.000	0	8	8	4.5	4	10	3	1	1	13	9.5	
vs Alabama	11/24/2022	*	34:40	6-14	.429	2-4	.500	4-4	1.000	0	4	4	4.4	4	1	4	0	1	18	11.3	
vs Oregon	11/25/2022	*	28:01	2-7	.286	0-2	.000	5-6	.833	0	3	3	4.2	2	3	3	0	0	9	10.8	
at Portland	11/27/2022	*	32:30	5-11	.455	0-2	.000	2-4	.500	0	3	3	4.0	3	9	5	0	1	12	11.0	
at Notre Dame	11/30/2022	*	32:18	5-13	.385	1-4	.250	4-4	1.000	0	3	3	3.9	4	3	3	2	0	15	11.5	
Northwestern	12/04/2022		30:45	5-13	.385	1-3	.333	1-1	1.000	1	5	6	4.1	2	8	2	0	3	12	11.6	
at Penn St.	12/07/2022	*	33:49	8-16	.500	1-2	.500	6-6	1.000	0	6	6	4.3	2	2	2	1	1	23	12.7	
Brown	12/10/2022	*	25:34	6-12	.500	1-4	.250	4-4	1.000	0	4	4	4.3	2	4	1	1	0	17	13.1	
Oakland	12/21/2022	*	26:01	3-7	.429	0-2	.000	2-4	.500	1	3	4	4.3	2	8	1	1	1	8	12.7	
Buffalo	12/30/2022	*	28:29	4-8	.500	0-1	.000	3-4	.750	0	2	2	4.1	2	10	2	0	1	11	12.5	
Nebraska	01/03/2023	*	29:38	1-6	.167	0-1	.000	2-2	1.000	0	3	3	4.0	2	9	1	1	0	4	11.9	
Michigan	01/07/2023	*	31:10	6-10	.600	1-1	1.000	2-2	1.000	0	4	4	4.0	3	6	1	0	2	15	12.1	
at Wisconsin	01/10/2023	*	29:13	3-8	.375	0-1	.000	4-4	1.000	0	4	4	4.0	2	8	2	0	0	10	12.0	
at Illinois	01/13/2023	*	29:48	8-16	.500	0-1	.000	4-6	.667	1	3	4	4.0	4	1	3	0	0	20	12.5	
Purdue	01/16/2023	*	36:14	6-12	.500	1-3	.333	1-3	.333	0	3	3	3.9	2	8	2	0	0	14	12.6	
Rutgers	01/19/2023	*	31:16	4-10	.400	3-5	.600	5-6	.833	0	3	3	3.9	2	7	4	0	1	16	12.7	
at Indiana	01/22/2023	*	27:49	2-8	.250	0-2	.000	7-10	.700	0	2	2	3.8	3	2	0	0	0	11	12.7	
Iowa	01/26/2023	*	28:46	3-12	.250	1-3	.333	0-1	.000	1	2	3	3.8	3	1	3	0	4	7	12.4	
at Purdue	01/29/2023	*	30:25	6-10	.600	1-2	.500	7-9	.778	0	4	4	3.8	3	6	2	0	1	20	12.7	
at Rutgers	02/04/2023	*	32:38	3-10	.300	0-4	.000	2-2	1.000	0	1	1	3.7	2	2	5	1	1	8	12.5	
Maryland	02/07/2023	*	34:40	2-6	.333	1-2	.500	3-4	.750	0	10	10	3.9	1	8	2	0	1	8	12.3	
at Ohio St.	02/12/2023	*	24:23	3-8	.375	0-1	.000	0-0	.000	0	2	2	3.8	2	5	1	0	1	6	12.1	
at Michigan	02/18/2023	*	32:19	3-11	.273	0-0	.000	0-0	.000	0	3	3	3.8	2	7	2	0	0	6	11.8	
Indiana	02/21/2023	*	28:02	7-9	.778	1-2	.500	7-8	.875	0	3	3	3.8	0	5	3	0	1	22	12.2	
at Iowa	02/25/2023	*	34:19	1-6	.167	1-2	.500	12-14	.857	0	4	4	3.8	4	7	4	0	1	15	12.3	
at Nebraska	02/28/2023	*	33:39	4-11	.364	0-1	.000	2-2	1.000	0	3	3	3.8	1	14	1	0	1	10	12.2	
Ohio St.	03/04/2023	*	30:27	6-11	.545	2-3	.667	9-11	.818	0	3	3	3.7	0	7	1	0	1	23	12.6	
vs Ohio St.	03/10/2023	*	29:19	4-12	.333	1-2	.500	1-2	.500	0	5	5	3.8	3	2	2	1	0	10	12.5	
vs Southern California	03/17/2023	*	27:54	4-9	.444	0-0	.000	3-6	.500	0	3	3	3.8	3	5	2	0	1	11	12.5	
vs Marquette	03/19/2023	*	29:19	5-9	.556	1-1	1.000	2-3	.667	1	2	3	3.7	4	4	5	0	1	13	12.5	
vs Kansas St.	03/23/2023	*	39:54	7-14	.500	1-2	.500	10-11	.909	0	2	2	3.7	0	6	4	2	0	25	12.9	
Totals			33	1040:52	143-343	.417	24-73	.329	127-158	.804	6	119	125	3.7	80	201	88	11	30	437	12.9



2021-22 GAME-BY-GAME STATS

Opponent	Date	GS	MIN	Total		3-Pointers		Free throws		Rebounds			PF	A	TO	BLK	STL	PTS	AVG	
				FG-FGA	PCT	3FG-3FGA	PCT	FT-FTA	PCT	OFF	DEF	TOT								
vs Kansas	11/09/2021		26:05	8-13	.615	1-2	.500	0-2	.000	0	2	2	2	4	3	0	1	17	17.0	
Western Mich.	11/12/2021		17:34	3-5	.600	0-0	.000	1-2	.500	0	4	4	3	2	7	2	0	7	12.0	
at Butler	11/17/2021		14:17	0-3	.000	0-1	.000	0-1	.000	1	3	4	3	3	4	2	0	0	8.0	
Eastern Mich.	11/20/2021		22:51	2-4	.500	0-0	.000	2-3	.667	0	0	0	2	5	0	5	2	6	7.5	
vs Loyola Chicago	11/24/2021		21:34	1-8	.125	0-2	.000	1-2	.500	0	1	1	2	2	1	3	5	0	3.6	
vs UConn	11/25/2021		17:59	1-4	.250	0-0	.000	3-4	.750	0	1	1	2	0	5	1	0	5	6.3	
vs Baylor	11/26/2021		11:38	0-0	.000	0-0	.000	1-4	.250	0	0	0	1	7	3	2	3	0	1.6	
Louisville	12/01/2021		21:50	2-7	.286	1-2	.500	4-5	.800	1	3	4	2	0	1	4	1	2	9.0	
Toledo	12/04/2021		15:06	4-5	.800	0-0	.000	2-4	.500	1	3	4	2	2	3	4	3	0	10.4	
at Minnesota	12/08/2021		16:45	2-4	.500	0-0	.000	0-0	.000	0	1	1	2	1	5	2	0	0	4.2	
Penn St.	12/11/2021		16:28	3-7	.429	1-2	.500	0-0	.000	0	1	1	2	0	2	2	1	0	7.6	
vs Oakland	12/21/2021		13:30	3-6	.500	1-1	1.000	0-0	.000	0	1	1	1	9	3	7	1	0	7.6	
High Point	12/29/2021		24:49	4-9	.444	0-1	.000	2-4	.500	1	3	4	2	1	0	8	1	1	10.6	
at Northwestern	01/02/2022		18:56	2-4	.500	0-1	.000	5-5	1.000	0	0	0	1	9	3	3	3	2	9.6	
Nebraska	01/05/2022		20:10	3-5	.600	0-0	.000	0-1	.000	1	1	2	1	9	1	3	7	2	6.7	
Minnesota	01/12/2022		22:57	2-7	.286	0-1	.000	1-2	.500	0	1	1	1	9	1	6	1	1	5.6	
Northwestern	01/15/2022		14:35	2-4	.500	0-1	.000	0-0	.000	0	0	0	1	8	1	5	3	0	4.5	
at Wisconsin	01/21/2022		25:25	2-4	.500	0-0	.000	8-10	.800	0	4	4	1	9	3	8	1	1	12.8	
at Illinois	01/25/2022		16:01	0-1	.000	0-0	.000	0-0	.000	0	3	3	1	9	3	2	2	1	0	6.4
Michigan	01/29/2022		23:26	4-6	.667	0-0	.000	3-5	.600	1	1	2	2	0	1	10	1	1	11.7	
at Maryland	02/01/2022		14:23	0-4	.000	0-1	.000	0-0	.000	0	2	2	2	0	1	3	2	0	0	6.3
at Rutgers	02/05/2022		22:51	2-7	.286	1-2	.500	0-0	.000	1	3	4	2	0	2	5	1	0	5.3	
Wisconsin	02/08/2022		24:00	2-8	.250	1-3	.333	2-2	1.000	1	1	2	2	0	3	7	3	0	7.3	
Indiana	02/12/2022	*	21:19	4-7	.571	0-1	.000	6-7	.857	0	4	4	2	1	2	8	2	0	14.6	
at Penn St.	02/15/2022	*	21:40	0-4	.000	0-0	.000	0-0	.000	1	1	2	2	0	5	0	0	2	0	6.4
Illinois	02/19/2022	*	32:34	6-11	.545	0-0	.000	3-5	.600	1	3	4	2	2	1	8	3	1	15.7	
at Iowa	02/22/2022	*	22:44	2-8	.250	0-2	.000	0-0	.000	0	0	0	2	1	6	1	0	1	4.6	
Purdue	02/26/2022	*	29:52	5-12	.417	1-2	.500	0-2	.000	0	3	3	2	1	3	6	3	1	11.8	
at Michigan	03/01/2022		11:01	1-2	.500	0-0	.000	0-0	.000	0	0	1	2	1	1	0	1	0	2.6	
at Ohio St.	03/03/2022	*	18:00	3-5	.600	0-1	.000	0-1	.000	1	2	3	2	1	2	1	2	0	6.6	
Maryland	03/06/2022		11:33	2-2	1.000	0-0	.000	0-0	.000	0	3	3	2	2	1	2	1	0	4.5	
vs Maryland	03/10/2022		19:59	2-5	.400	0-1	.000	0-0	.000	1	0	1	2	1	6	1	0	1	4.6	
vs Wisconsin	03/11/2022		20:42	3-6	.500	0-1	.000	2-2	1.000	0	4	4	2	2	4	1	1	1	8.5	
vs Purdue	03/12/2022		34:03	8-17	.471	0-2	.000	1-2	.500	1	3	4	2	2	10	0	0	2	17.8	
vs Davidson	03/18/2022	*	21:25	6-9	.667	0-2	.000	2-4	.500	0	3	3	2	3	1	2	2	0	14.7	
vs Duke	03/20/2022	*	18:50	3-8	.375	0-0	.000	2-2	1.000	0	3	3	2	3	4	2	1	0	8.7	
Totals		8	726:52	97-221	.439	7-32	.219	51-81	.630	14	68	82	2.3	60	174	71	25	252	7.0	

2020-21 GAME-BY-GAME STATS

Opponent	Date	GS	MIN	Total		3-Pointers		Free throws		Rebounds			PF	A	TO	BLK	STL	PTS	AVG		
				FG-FGA	PCT	3FG-3FGA	PCT	FT-FTA	PCT	OFF	DEF	TOT								AVG	
Eastern Mich.	11/25/2020		02:35	0-0	.000	0-0	.000	0-0	.000	0	1	1	1	0	1	0	0	0	0.0		
Notre Dame	11/28/2020		04:08	0-2	.000	0-0	.000	0-0	.000	0	0	0	0	5	1	0	0	0	0.0		
Detroit Mercy	12/04/2020		18:41	1-3	.333	0-0	.000	2-3	.667	0	4	4	1	7	1	2	4	0	4.1		
Western Mich.	12/06/2020		06:36	0-2	.000	0-1	.000	0-0	.000	0	2	2	1	8	2	1	0	0	1.0		
Oakland	12/13/2020		07:22	3-3	1.000	1-1	1.000	3-3	1.000	0	3	3	2	0	0	1	0	1	10.2		
at Northwestern	12/20/2020		05:45	1-4	.250	1-3	.333	0-0	.000	1	1	2	2	0	1	0	0	1	3.8		
at Minnesota	12/28/2020		15:30	4-9	.444	0-2	.000	1-1	1.000	0	1	1	1	9	3	1	0	2	9.7		
at Nebraska	01/02/2021	*	23:16	2-3	.667	0-0	.000	0-1	.000	0	3	3	2	0	2	5	1	2	4	3.8	
Rutgers	01/05/2021	*	25:21	1-4	.250	0-0	.000	1-2	.500	1	2	3	2	1	6	2	1	2	3	3.7	
Purdue	01/08/2021	*	25:48	0-3	.000	0-1	.000	3-4	.750	0	3	3	2	2	1	4	2	0	3	3.6	
at Rutgers	01/28/2021	*	19:10	2-5	.400	1-2	.500	0-1	.000	0	6	6	2	5	3	2	3	0	5	3.7	
at Ohio St.	01/31/2021		04:45	0-1	.000	0-0	.000	0-0	.000	0	0	0	2	3	0	0	1	0	0	3.4	
at Iowa	02/02/2021		09:56	0-1	.000	0-0	.000	1-2	.500	0	1	1	2	2	0	1	1	0	1	3.2	
Nebraska	02/06/2021		14:36	1-5	.200	0-2	.000	0-0	.000	1	2	3	2	3	2	2	1	1	0	2.3	
Penn St.	02/09/2021		09:50	0-1	.000	0-0	.000	0-0	.000	0	2	2	2	3	2	1	0	0	0	2.9	
Iowa	02/13/2021		15:23	0-4	.000	0-1	.000	0-0	.000	0	0	0	2	1	0	5	2	0	1	0.8	
at Purdue	02/16/2021	*	26:02	2-4	.500	0-0	.000	0-3	.000	0	5	5	2	3	2	0	2	0	4	2.8	
at Indiana	02/20/2021	*	07:41	0-1	.000	0-0	.000	0-0	.000	0	0	0	2	2	0	2	2	0	0	2.7	
Illinois	02/23/2021		08:57	1-2	.500	0-1	.000	0-0	.000	0	0	0	2	1	0	2	0	0	1	2.6	
Ohio St.	02/25/2021		21:04	1-4	.250	0-1	.000	4-4	1.000	0	3	3	2	1	0	6	1	0	1	6.8	
at Maryland	02/28/2021		10:58	1-3	.333	0-1	.000	0-0	.000	0	1	1	2	0	3	1	1	0	0	2.8	
Indiana	03/02/2021	*	13:17	0-0	.000	0-0	.000	0-0	.000	1	2	3	2	1	1	2	2	0	0	2.6	
at Michigan	03/04/2021		13:47	1-4	.250	0-1	.000	0-0	.000	0	2	2	2	1	2	0	0	0	2	2.6	
Michigan	03/07/2021	*	09:01	0-2	.000	0-0	.000	0-0	.000	0	1	1	2	0	0	1	1	0	0	0.5	
vs Maryland	03/11/2021		12:55	1-2	.500	0-0	.000	0-1	.000	0	0	0	2	0	1	1	1	0	2	2.5	
vs UCLA	03/18/2021		12:13	1-3	.333	0-1	.000	0-0	.000	0	0	0	1	9	1	2	0	0	2	2.5	
Totals			8	344:38	23-75	.307	3-18	.167	15-25	.600	4	45	49	1.9	31	51	28	5	9	64	2.5



#5 | TRE **HOLLOMAN**
Minneapolis, Minnesota
Cretin-Derham
6-2 | 180 | Sophomore | Guard

CAREER **STATS**

			Field Goals		3-Point		F-Throws		Rebounds			Scoring							
SEASON TEAM	GP-GS	MIN/AVG	FG-FGA	FG%	3FG-3FGA	3FG%	FT-FTA	FT%	OFF DEF	TOT	AVG	PP-FO	A	TO	BLK	STL	PTS	AVG	
2022-23 MSU	34-0	292/8.6	17-44	.386	3-13	.231	6-10	.600	3	24	27	0.8	33-0	29	11	3	5	43	1.3
TOTAL	34-0	292/8.6	17-44	.386	3-13	.231	6-10	.600	3	24	27	0.8	33-0	29	11	3	5	43	1.3

2022-23 **GAME-BY-GAME STATS**

Opponent	Date	GS	MIN	Total		3-Pointers		Free throws		Rebounds				PF	A	TO	BLK	STL	PTS	AVG
				FG-FGA	PCT	3FG-3FGA	PCT	FT-FTA	PCT	OFF	DEF	TOT	AVG							
Northern Ariz.	11/07/2022		11:07	2-3	.667	0-0	.000	0-0	.000	1	1	2	2.0	3	1	0	1	2	4	4.0
vs Gonzaga	11/11/2022		05:09	1-1	1.000	0-0	.000	0-0	.000	0	1	1	1.5	0	0	1	0	0	2	3.0
vs Kentucky	11/15/2022		01:13	0-0	.000	0-0	.000	0-0	.000	0	0	0	1.0	0	0	0	0	0	0	2.0
Villanova	11/18/2022		03:32	0-1	.000	0-1	.000	0-0	.000	0	0	0	0.8	0	0	0	0	0	0	1.5
vs Alabama	11/24/2022		14:05	2-3	.667	1-1	1.000	1-2	.500	0	2	2	1.0	3	1	0	0	1	6	2.4
vs Oregon	11/25/2022		17:40	0-3	.000	0-3	.000	0-0	.000	0	2	2	1.2	0	2	1	1	0	0	2.0
at Portland	11/27/2022		07:40	1-1	1.000	0-0	.000	0-0	.000	0	1	1	1.1	1	0	0	0	0	2	2.0
at Notre Dame	11/30/2022		11:21	1-2	.500	0-0	.000	0-0	.000	0	1	1	1.1	1	1	0	0	0	2	2.0
Northwestern	12/04/2022		09:41	0-0	.000	0-0	.000	0-0	.000	0	0	0	1.0	2	0	0	0	0	0	1.8
at Penn St.	12/07/2022		09:59	0-0	.000	0-0	.000	0-0	.000	0	1	1	1.0	0	2	0	0	0	0	1.6
Brown	12/10/2022		18:15	0-2	.000	0-1	.000	0-0	.000	0	2	2	1.1	2	6	0	0	0	0	1.5
Oakland	12/21/2022		16:47	0-1	.000	0-1	.000	0-2	.000	0	3	3	1.3	1	3	1	1	0	0	1.3
Buffalo	12/30/2022		16:51	1-3	.333	1-2	.500	4-4	1.000	0	0	0	1.2	1	2	0	0	0	1	7.8
Nebraska	01/03/2023		07:42	1-2	.500	0-0	.000	0-0	.000	0	0	0	1.1	1	1	0	0	0	1	2.8
Michigan	01/07/2023		07:15	0-1	.000	0-0	.000	0-0	.000	0	2	2	1.1	2	1	0	0	0	0	1.7
at Wisconsin	01/10/2023		09:15	0-1	.000	0-0	.000	0-0	.000	0	1	1	1.1	0	1	2	0	0	0	1.6
at Illinois	01/13/2023		07:51	1-2	.500	0-0	.000	0-0	.000	0	2	2	1.2	2	1	0	0	0	2	1.6
Purdue	01/16/2023		05:13	0-0	.000	0-0	.000	0-0	.000	0	0	0	1.1	1	0	0	0	0	0	1.5
Rutgers	01/19/2023		13:51	1-1	1.000	0-0	.000	0-0	.000	0	0	0	1.1	0	3	1	0	0	2	1.5
at Indiana	01/22/2023		12:45	0-2	.000	0-0	.000	0-0	.000	1	1	2	1.1	1	0	1	0	0	0	1.5
Iowa	01/26/2023		07:10	0-0	.000	0-0	.000	0-0	.000	0	1	1	1.1	2	1	1	0	0	0	1.4
at Purdue	01/29/2023		05:57	0-1	.000	0-0	.000	0-0	.000	0	1	1	1.1	0	0	0	0	0	0	1.3
at Rutgers	02/04/2023		06:54	0-3	.000	0-1	.000	0-0	.000	1	0	1	1.1	1	0	1	0	0	0	1.3
Maryland	02/07/2023		05:20	0-0	.000	0-0	.000	0-1	.000	0	1	1	1.1	1	0	0	0	0	0	1.2
at Ohio St.	02/12/2023		02:09	0-0	.000	0-0	.000	0-0	.000	0	0	0	1.0	0	0	1	0	0	0	1.2
at Michigan	02/18/2023		04:31	1-1	1.000	0-0	.000	0-0	.000	0	0	0	1.0	0	0	0	0	0	2	1.2
Indiana	02/21/2023		09:56	1-2	.500	0-0	.000	1-1	1.000	0	0	0	1.0	1	0	0	0	0	3	1.3
at Iowa	02/25/2023		08:53	0-1	.000	0-0	.000	0-0	.000	0	0	0	0.9	2	1	1	0	0	0	1.2
at Nebraska	02/28/2023		03:51	0-0	.000	0-0	.000	0-0	.000	0	0	0	0.9	1	0	0	0	0	0	1.2
Ohio St.	03/04/2023		07:52	1-1	1.000	1-1	1.000	0-0	.000	0	0	0	0.9	2	1	0	0	0	3	1.2
vs Ohio St.	03/10/2023		09:26	2-4	.500	0-2	.000	0-0	.000	0	1	1	0.9	0	0	0	0	0	4	1.3
vs Southern California	03/17/2023		03:15	1-1	1.000	0-0	.000	0-0	.000	0	0	0	0.8	1	0	0	0	0	2	1.3
vs Marquette	03/19/2023		05:00	0-1	.000	0-0	.000	0-0	.000	0	0	0	0.8	0	0	0	0	0	0	1.3
vs Kansas St.	03/23/2023		04:52	0-0	.000	0-0	.000	0-0	.000	0	0	0	0.8	1	1	0	0	0	0	1.3
Totals			0 292:17	17-44	.386	3-13	.231	6-10	.600	3	24	27	0.8	33	29	11	3	5	43	1.3



#13 | STEVEN IZZO
East Lansing, Mich.
Lansing Catholic
5-8 | 150 | Grad | Guard

CAREER STATS

SEASON TEAM	GP-GS	MIN	AVG	Field Goals		3-Point		F-Throws		Rebounds				Scoring						
				FG-FGA	FG%	3FG-3FGA	3FG%	FT-FTA	FT%	OFF	DEF	TOT	AVG	PF-FO	A	TO	BLK	STL	PTS	AVG
2019-20 MSU	12-0	15	1.3	0-2	.000	0-2	.000	0-0	.000	0	4	4	0.3	1-0	1	1	0	1	0	0.0
2020-21 MSU	8-0	9	1.1	0-3	.000	0-2	.000	0-0	.000	1	0	1	0.1	1-0	1	3	0	0	0	0.0
2021-22 MSU	8-0	7	0.9	0-1	.000	0-1	.000	0-0	.000	0	0	0	0.0	1-0	0	0	0	1	0	0.0
2022-23 MSU	8-0	8	1.0	0-4	.000	0-1	.000	0-2	.000	1	1	2	0.3	2-0	0	0	0	0	0	0.0
TOTAL	36-0	40	1.1	0-10	.000	0-6	.000	0-2	.000	2	5	7	0.2	5-0	2	4	0	2	0	0.0

2021-22 GAME-BY-GAME STATS

Opponent	Date	GS	MIN	Total		3-Pointers		Free throws		Rebounds				PF A TO BLK STL PTS AVG						
				FG-FGA	PCT	3FG-3FGA	PCT	FT-FTA	PCT	OFF	DEF	TOT	AVG	PF	A	TO	BLK	STL	PTS	AVG
Northern Ariz.	11/07/2022		01:01	0-1	.000	0-0	.000	0-1	.000	0	0	0	0.0	1	0	0	0	0	0	0.0
Brown	12/10/2022		01:58	0-0	.000	0-0	.000	0-0	.000	0	0	0	0.0	0	0	0	0	0	0	0.0
Oakland	12/21/2022		00:40	0-0	.000	0-0	.000	0-0	.000	0	1	1	0.3	0	0	0	0	0	0	0.0
Buffalo	12/30/2022		01:02	0-0	.000	0-0	.000	0-0	.000	0	0	0	0.3	0	0	0	0	0	0	0.0
Nebraska	01/03/2023		01:33	0-2	.000	0-1	.000	0-1	.000	1	0	1	0.4	1	0	0	0	0	0	0.0
at Ohio St.	02/12/2023		01:19	0-1	.000	0-0	.000	0-0	.000	0	0	0	0.3	0	0	0	0	0	0	0.0
at Nebraska	02/28/2023		00:24	0-0	.000	0-0	.000	0-0	.000	0	0	0	0.3	0	0	0	0	0	0	0.0
Ohio St.	03/04/2023		00:06	0-0	.000	0-0	.000	0-0	.000	0	0	0	0.3	0	0	0	0	0	0	0.0
Totals			0	08:03	0-4	.000	0-1	.000	0-2	.000	1	1	2	0.3	2	0	0	0	0	0.0

2021-22 GAME-BY-GAME STATS

Opponent	Date	GS	MIN	Total		3-Pointers		Free throws		Rebounds										
				FG-FGA	PCT	3FG-3FGA	PCT	FT-FTA	PCT	OFF	DEF	TOT	AVG	PF	A	TO	BLK	STL	PTS	AVG
Western Mich.	11/12/2021		01:48	0-0	.000	0-0	.000	0-0	.000	0	0	0	0.0	0	0	0	0	0	0	0.0
Eastern Mich.	11/20/2021		01:21	0-1	.000	0-1	.000	0-0	.000	0	0	0	0.0	0	0	0	0	0	0	0.0
Penn St.	12/11/2021		00:45	0-0	.000	0-0	.000	0-0	.000	0	0	0	0.0	0	0	0	0	0	0	0.0
Michigan	01/29/2022		00:31	0-0	.000	0-0	.000	0-0	.000	0	0	0	0.0	1	0	0	0	0	0	0.0
at Rutgers	02/05/2022		00:48	0-0	.000	0-0	.000	0-0	.000	0	0	0	0.0	0	0	0	0	0	0	0.0
Indiana	02/12/2022		00:46	0-0	.000	0-0	.000	0-0	.000	0	0	0	0.0	0	0	0	0	0	0	0.0
at Iowa	02/22/2022		01:14	0-0	.000	0-0	.000	0-0	.000	0	0	0	0.0	0	0	0	0	0	0	0.0
Maryland	03/06/2022		00:15	0-0	.000	0-0	.000	0-0	.000	0	0	0	0.0	0	0	0	0	1	0	0.0
Totals			0	07:27	0-1	.000	0-1	.000	0-0	.000	0	0	0	0.0	1	0	0	1	0	0.0

2020-21 GAME-BY-GAME STATS

Opponent	Date	GS	MIN	Total		3-Pointers		Free throws		Rebounds										
				FG-FGA	PCT	3FG-3FGA	PCT	FT-FTA	PCT	OFF	DEF	TOT	AVG	PF	A	TO	BLK	STL	PTS	AVG
Eastern Mich.	11/25/2020		01:35	0-0	.000	0-0	.000	0-0	.000	0	0	0	0.0	0	0	1	0	0	0	0.0
Notre Dame	11/28/2020		01:37	0-2	.000	0-1	.000	0-0	.000	1	0	1	0.5	0	0	1	0	0	0	0.0
Western Mich.	12/06/2020		00:45	0-0	.000	0-0	.000	0-0	.000	0	0	0	0.3	0	1	1	0	0	0	0.0
Oakland	12/13/2020		01:56	0-1	.000	0-1	.000	0-0	.000	0	0	0	0.3	0	0	0	0	0	0	0.0
Rutgers	01/05/2021		00:40	0-0	.000	0-0	.000	0-0	.000	0	0	0	0.2	0	0	0	0	0	0	0.0
at Rutgers	01/28/2021		00:56	0-0	.000	0-0	.000	0-0	.000	0	0	0	0.2	1	0	0	0	0	0	0.0
Iowa	02/13/2021		01:09	0-0	.000	0-0	.000	0-0	.000	0	0	0	0.1	0	0	0	0	0	0	0.0
at Michigan	03/04/2021		00:17	0-0	.000	0-0	.000	0-0	.000	0	0	0	0.1	0	0	0	0	0	0	0.0
Totals			0 08:55	0-3	.000	0-2	.000	0-0	.000	1	0	1	0.1	1	1	3	0	0	0	0.0

2019-20 GAME-BY-GAME STATS

Opponent	Date	GS	MIN	Total		3-Pointers		Free throws		Rebounds										
				FG-FGA	PCT	3FG-3FGA	PCT	FT-FTA	PCT	OFF	DEF	TOT	AVG	PF	A	TO	BLK	STL	PTS	AVG
Binghamton	11/10/2019		01:42	0-0	.000	0-0	.000	0-0	.000	0	0	0	0.0	0	0	0	0	0	0	0.0
Charleston So.	11/18/2019		02:14	0-0	.000	0-0	.000	0-0	.000	0	0	0	0.0	0	0	1	0	0	0	0.0
vs UCLA	11/27/2019		00:28	0-0	.000	0-0	.000	0-0	.000	0	0	0	0.0	0	0	0	0	0	0	0.0
vs Oakland	12/14/2019		01:55	0-1	.000	0-1	.000	0-0	.000	0	3	3	0.8	0	0	0	0	0	0	0.0
Eastern Mich.	12/21/2019		01:48	0-0	.000	0-0	.000	0-0	.000	0	0	0	0.6	0	0	0	0	0	0	0.0
Western Mich.	12/29/2019		01:53	0-1	.000	0-1	.000	0-0	.000	0	0	0	0.5	1	1	0	0	0	0	0.0
Illinois	01/02/2020		00:48	0-0	.000	0-0	.000	0-0	.000	0	0	0	0.4	0	0	0	0	0	0	0.0
Michigan	01/05/2020		00:15	0-0	.000	0-0	.000	0-0	.000	0	0	0	0.4	0	0	0	0	0	0	0.0
at Minnesota	01/26/2020		01:01	0-0	.000	0-0	.000	0-0	.000	0	1	1	0.4	0	0	0	0	0	0	0.0
Northwestern	01/29/2020		01:53	0-0	.000	0-0	.000	0-0	.000	0	0	0	0.4	0	0	0	0	0	0	0.0
at Nebraska	02/20/2020		01:06	0-0	.000	0-0	.000	0-0	.000	0	0	0	0.4	0	0	0	0	0	1	0.0
Ohio St.	03/08/2020		00:09	0-0	.000	0-0	.000	0-0	.000	0	0	0	0.3	0	0	0	0	0	0	0.0
Totals			0	15:13	0-2	.000	0-2	.000	0-0	.000	0	4	4	0.3	1	1	1	0	1	0.0



#0 | JAXON KOHLER
American Fork, Utah
Southern California Academy (Calif.)
6-9 | 245 | Sophomore | Forward

CAREER STATS

				Field Goals		3-Point		F-Throws		Rebounds				Scoring						
SEASON	TEAM	GP-GS	MIN/AVG	FG-FGA	FG%	3FG-3FGA	3FG%	FT-FTA	FT%	OFF DEF	TOT	AVG	PF-FO	A	TOT	BLK	STL	PTS	AVG	
2022-23	MSU	34-0	367/10.8	50-99	.505	0-2	.000	2-8	.250	35	63	98	2.9	45-0	10	21	17	4	102	3.0
TOTAL		34-0	367/10.8	50-99	.505	0-2	.000	2-8	.250	35	63	98	2.9	45-0	10	21	17	4	102	3.0

2022-23 GAME-BY-GAME STATS

Opponent	Date	GS	MIN	Total		3-Pointers		Free throws		Rebounds		PF	A	TO	BLK	STL	PTS	AVG		
				FG-FGA	PCT	3FG-3FGA	PCT	FT-FTA	PCT	OFF	DEF								TOT	AVG
Northern Ariz.	11/07/2022		15:39	3-5	.600	0-1	.000	0-0	.000	2	7	9	9.0	1	2	1	0	6	6.0	
vs Gonzaga	11/11/2022		11:08	0-1	.000	0-0	.000	0-0	.000	1	1	2	5.5	2	0	1	0	0	3.0	
vs Kentucky	11/15/2022		08:33	0-1	.000	0-0	.000	0-0	.000	1	2	3	4.7	1	0	0	1	0	2.0	
Villanova	11/18/2022		09:32	0-1	.000	0-0	.000	0-0	.000	0	0	0	3.5	0	0	0	0	1	0.5	
vs Alabama	11/24/2022		18:56	3-8	.375	0-0	.000	0-2	.000	4	3	7	4.2	3	1	0	1	0	6.2	
vs Oregon	11/25/2022		16:07	3-6	.500	0-0	.000	0-0	.000	1	2	3	4.0	1	1	0	0	0	6.3	
at Portland	11/27/2022		10:47	0-4	.000	0-0	.000	0-0	.000	1	1	2	3.7	2	0	0	1	0	0.6	
at Notre Dame	11/30/2022		07:18	1-2	.500	0-0	.000	0-0	.000	0	1	1	3.4	1	0	1	0	0	2.5	
Northwestern	12/04/2022		12:46	2-3	.667	0-0	.000	0-0	.000	2	2	4	3.4	1	0	1	0	0	4.7	
at Penn St.	12/07/2022		12:27	3-6	.500	0-0	.000	0-0	.000	0	0	0	3.1	1	1	0	1	0	6.3	
Brown	12/10/2022		15:50	1-4	.250	0-0	.000	0-0	.000	2	5	7	3.5	1	1	1	2	0	2.9	
Oakland	12/21/2022		13:41	2-5	.400	0-0	.000	0-2	.000	2	3	5	3.6	2	0	1	1	0	4	3.0
Buffalo	12/30/2022		10:52	3-5	.600	0-0	.000	1-1	1.000	2	2	4	3.6	4	0	1	1	0	7	3.3
Nebraska	01/03/2023		14:08	5-5	1.000	0-0	.000	0-1	.000	1	2	3	3.6	2	1	1	0	1	10	3.8
Michigan	01/07/2023		10:09	0-0	.000	0-0	.000	0-0	.000	0	2	2	3.5	2	0	0	1	0	0	3.5
at Wisconsin	01/10/2023		04:12	0-0	.000	0-0	.000	0-0	.000	0	0	0	3.3	0	0	0	0	0	0	3.3
at Illinois	01/13/2023		01:58	0-0	.000	0-0	.000	0-0	.000	0	0	0	3.1	0	0	0	0	0	0	3.1
Purdue	01/16/2023		07:01	1-1	1.000	0-0	.000	0-0	.000	0	0	0	2.9	1	0	1	0	0	2	3.1
Rutgers	01/19/2023		23:23	6-9	.667	0-1	.000	0-0	.000	2	9	11	3.3	1	1	1	3	0	12	3.5
at Indiana	01/22/2023		18:29	4-8	.500	0-0	.000	1-2	.500	3	3	6	3.5	4	0	0	0	0	9	3.8
Iowa	01/26/2023		07:02	0-1	.000	0-0	.000	0-0	.000	0	0	0	3.3	2	0	0	0	1	0	3.6
at Purdue	01/29/2023		09:07	0-0	.000	0-0	.000	0-0	.000	0	2	2	3.2	1	1	0	0	0	0	3.5
at Rutgers	02/04/2023		15:17	1-3	.333	0-0	.000	0-0	.000	0	3	3	3.2	2	1	0	0	0	2	3.4
Maryland	02/07/2023		09:54	0-2	.000	0-0	.000	0-0	.000	0	2	2	3.2	1	0	1	0	0	0	3.3
at Ohio St.	02/12/2023		13:14	3-3	1.000	0-0	.000	0-0	.000	0	1	1	3.1	1	0	2	0	0	6	3.4
at Michigan	02/18/2023		08:14	2-2	1.000	0-0	.000	0-0	.000	0	3	3	3.1	1	0	0	1	0	4	3.4
Indiana	02/21/2023		19:29	2-4	.500	0-0	.000	0-0	.000	5	2	7	3.2	2	1	2	1	0	4	3.4
at Iowa	02/25/2023		04:21	1-2	.500	0-0	.000	0-0	.000	1	1	2	3.2	1	0	1	0	0	2	3.4
at Nebraska	02/28/2023		14:34	2-2	1.000	0-0	.000	0-0	.000	2	2	4	3.2	1	0	0	2	1	4	3.4
Ohio St.	03/04/2023		07:06	0-1	.000	0-0	.000	0-0	.000	1	0	1	3.1	1	0	2	0	0	0	3.3
vs Ohio St.	03/10/2023		06:10	0-2	.000	0-0	.000	0-0	.000	1	0	1	3.1	2	0	1	0	0	0	3.2
vs Southern California	03/17/2023		05:01	1-1	1.000	0-0	.000	0-0	.000	1	0	1	3.0	0	0	1	0	0	2	3.1
vs Marquette	03/19/2023		01:15	0-0	.000	0-0	.000	0-0	.000	0	0	0	2.9	0	0	0	0	0	0	3.0
vs Kansas St.	03/23/2023		03:36	1-2	.500	0-0	.000	0-0	.000	0	2	2	2.9	0	0	0	0	0	2	3.0
Totals		0	367:16	50-99	.505	0-2	.000	2-8	.250	35	63	98	2.9	45	10	21	17	4	102	3.0



#20 | NICK SANDERS
Franklin, Mich.
Detroit Country Day
5-10 | 185 | Sophomore | Guard

CAREER STATS

				Field Goals		3-Point		F-Throws		Rebounds								Scoring			
SEASON	TEAM	GP-GS	MIN	AVG	FG-FGA	FG%	3FG-3FGA	3FG%	FT-FTA	FT%	OFF	DEF	TOT	AVG	PF-FO	A	TO	BLK	STL	PTS	AVG
2022-23	MSU	7-0	7	1.0	0-2	.000	0-1	.000	0-0	.000	0	0	0	0.0	0-0	0	0	0	0	0	0.0
TOTAL		7-0	7	1.0	0-2	.000	0-1	.000	0-0	.000	0	0	0	0.0	0-0	0	0	0	0	0	0.0

2021-22 GAME-BY-GAME STATS

Opponent	Date	GS	MIN	Total		3-Pointers		Free throws		Rebounds										
				FG-FGA	PCT	3FG-3FGA	PCT	FT-FTA	PCT	OFF	DEF	TOT	AVG	PF	A	TO	BLK	STL	PTS	AVG
Northern Ariz.	11/07/2022		01:01	0-0	.000	0-0	.000	0-0	.000	0	0	0	0.0	0	0	0	0	0	0	0.0
Brown	12/10/2022		01:58	0-1	.000	0-0	.000	0-0	.000	0	0	0	0.0	0	0	0	0	0	0	0.0
Oakland	12/21/2022		00:40	0-0	.000	0-0	.000	0-0	.000	0	0	0	0.0	0	0	0	0	0	0	0.0
Buffalo	12/30/2022		01:02	0-1	.000	0-1	.000	0-0	.000	0	0	0	0.0	0	0	0	0	0	0	0.0
Nebraska	01/03/2023		01:12	0-0	.000	0-0	.000	0-0	.000	0	0	0	0.0	0	0	0	0	0	0	0.0
at Ohio St.	02/12/2023		01:19	0-0	.000	0-0	.000	0-0	.000	0	0	0	0.0	0	0	0	0	0	0	0.0
Ohio St.	03/04/2023		00:06	0-0	.000	0-0	.000	0-0	.000	0	0	0	0.0	0	0	0	0	0	0	0.0
Totals			0 07:18	0-2	.000	0-1	.000	0-0	.000	0	0	0	0.0	0	0	0	0	0	0	0.0



#22 | MADY **SISSOKO**
Bafoulabe, Mali, West Africa
Wasatch Academy (Utah)
6-9 | 250 | Senior | Center

CAREER STATS

SEASON/TEAM	GP-GS	MIN/AVG	Field Goals		3-Point		F-Throws		Rebounds				Scoring						
			FG-FGA	FG%	3FG-3FGA	3FG%	FT-FTA	FT%	OFF	DEF	TOT	AVG	PF-FO	A	TO	BLK	STL	PTS	AVG
2020-21 MSU	25-0	137/5.5	10-17	.588	0-0	.000	7-16	.438	13	32	45	1.8	24-0	0	5	9	0	27	1.1
2021-22 MSU	30-0	133/4.4	12-19	.632	0-0	.000	9-21	.429	8	22	30	1.0	33-0	1	8	13	1	33	1.1
2022-23 MSU	34-33	729/21.4	63-103	.612	0-0	.000	47-74	.635	58	148	206	6.1	95-3	18	42	28	9	173	5.1
TOTAL	89-33	999/11.2	85-139	.612	0-0	.000	63-111	.568	79	202	281	3.2	152-3	19	55	50	10	233	2.6

2022-23 GAME-BY-GAME STATS

Opponent	Date	GS	MIN	Total		3-Pointers		Free throws		Rebounds				PF	A	TO	BLK	STL	PTS	AVG	
				FG-FGA	PCT	3FG-3FGA	PCT	FT-FTA	PCT	OFF	DEF	TOT	AVG								
Northern Ariz.	11/07/2022	*	19:13	2-2	1.000	0-0	.000	0-0	.000	2	4	6	6.0	1	0	1	0	0	4	4.0	
vs Gonzaga	11/11/2022	*	24:45	4-5	.800	0-0	.000	6-11	.545	2	7	9	7.5	5	0	1	1	0	14	9.0	
vs Kentucky	11/15/2022	*	33:21	5-10	.500	0-0	.000	6-8	.750	4	4	8	7.7	4	2	3	0	3	16	11.3	
Villanova	11/18/2022	*	26:03	0-2	.000	0-0	.000	1-2	.500	1	2	3	6.5	2	1	0	0	0	1	8.8	
vs Alabama	11/24/2022	*	17:04	1-3	.333	0-0	.000	2-3	.667	0	4	4	6.0	2	1	0	1	0	4	7.8	
vs Oregon	11/25/2022	*	19:41	2-3	.667	0-0	.000	2-2	1.000	3	2	5	5.8	3	0	0	0	0	6	7.5	
at Portland	11/27/2022	*	24:40	4-5	.800	0-0	.000	3-3	1.000	1	3	4	5.6	4	1	0	2	0	11	8.0	
at Notre Dame	11/30/2022	*	22:20	2-5	.400	0-0	.000	0-0	.000	2	6	8	5.9	2	1	1	0	0	4	7.5	
Northwestern	12/04/2022	*	23:41	3-3	1.000	0-0	.000	6-8	.750	2	3	5	5.8	2	0	2	2	0	12	8.0	
at Penn St.	12/07/2022	*	18:16	0-1	.000	0-0	.000	0-0	.000	1	4	5	5.7	2	1	2	0	0	0	7.2	
Brown	12/10/2022	*	19:07	0-3	.000	0-0	.000	0-0	.000	0	7	7	5.8	1	2	0	1	1	0	6.5	
Oakland	12/21/2022	*	23:17	3-4	.750	0-0	.000	3-4	.750	3	9	12	6.3	2	0	3	2	1	9	6.8	
Buffalo	12/30/2022	*	22:19	3-5	.600	0-0	.000	0-3	.000	1	8	9	6.5	2	1	2	1	0	6	6.7	
Nebraska	01/03/2023	*	21:36	2-2	1.000	0-0	.000	1-1	1.000	5	5	10	6.8	5	0	2	3	0	5	6.6	
Michigan	01/07/2023	*	22:32	1-4	.250	0-0	.000	0-0	.000	0	7	7	6.8	4	1	3	0	0	2	6.3	
at Wisconsin	01/10/2023	*	22:31	3-3	1.000	0-0	.000	0-0	.000	0	11	11	7.1	4	0	1	0	0	6	6.3	
at Illinois	01/13/2023	*	21:06	2-3	.667	0-0	.000	1-2	.500	2	4	6	7.0	3	0	1	0	0	5	6.2	
Purdue	01/16/2023	*	21:11	0-0	.000	0-0	.000	0-0	.000	2	6	8	7.1	4	0	2	0	0	0	5.8	
Rutgers	01/19/2023	*	15:49	1-3	.333	0-0	.000	0-0	.000	1	3	4	6.9	2	0	0	1	0	2	5.6	
at Indiana	01/22/2023	*	21:31	1-3	.333	0-0	.000	2-4	.500	1	3	4	6.8	3	1	1	1	0	4	5.6	
Iowa	01/26/2023	*	25:49	4-6	.667	0-0	.000	2-4	.500	4	6	10	6.9	2	0	1	2	1	10	5.8	
at Purdue	01/29/2023	*	16:10	2-3	.667	0-0	.000	0-0	.000	1	1	2	6.7	3	0	2	1	1	4	5.7	
at Rutgers	02/04/2023	*	18:47	1-1	1.000	0-0	.000	3-5	.600	0	5	5	6.6	3	0	1	1	0	5	5.7	
Maryland	02/07/2023	*	25:30	1-1	1.000	0-0	.000	2-2	1.000	0	5	5	6.5	3	0	1	0	0	4	5.6	
at Ohio St.	02/12/2023	*	16:29	1-3	.333	0-0	.000	0-0	.000	3	1	4	6.4	3	1	3	1	0	2	5.4	
at Michigan	02/18/2023	*	20:36	1-2	.500	0-0	.000	2-2	1.000	1	1	2	6.3	5	0	0	0	0	4	5.4	
Indiana	02/21/2023	*	17:46	1-1	1.000	0-0	.000	0-0	.000	2	1	3	6.1	3	1	0	1	0	2	5.3	
at Iowa	02/25/2023	*	19:36	1-1	1.000	0-0	.000	0-0	.000	1	5	6	6.1	3	1	1	0	0	2	5.1	
at Nebraska	02/28/2023	*	22:00	1-1	1.000	0-0	.000	0-0	.000	4	3	7	6.2	3	0	2	1	0	2	5.0	
Ohio St.	03/04/2023	*	22:10	1-2	.500	0-0	.000	2-4	.500	3	4	7	6.2	1	1	3	1	0	4	5.0	
vs Ohio St.	03/10/2023	*	25:12	3-3	1.000	0-0	.000	0-2	.000	2	1	3	6.1	3	2	1	1	0	6	5.0	
vs Southern California	03/17/2023	*	20:40	2-4	.500	0-0	.000	0-1	.000	1	4	5	6.1	1	0	1	2	0	4	5.0	
vs Marquette	03/19/2023	*	21:39	3-3	1.000	0-0	.000	2-2	1.000	3	7	10	6.2	4	0	1	2	2	8	5.1	
vs Kansas St.	03/23/2023	*	16:34	2-3	.667	0-0	.000	1-1	1.000	0	2	2	6.1	1	0	0	0	0	5	5.1	
Totals			33	728:60	63-103	.612	0-0	.000	47-74	.635	58	148	206	6.1	95	18	42	28	9	173	5.1



2021-22 GAME-BY-GAME STATS

Opponent	Date	GS	MIN	Total		3-Pointers		Free throws		Rebounds				PF	A	TO	BLK	STL	PTS	AVG		
				FG-FGA	PCT	3FG-3FGA	PCT	FT-FTA	PCT	OFF	DEF	TOT	AVG									
vs Kansas	11/09/2021		02:14	0-0	.000	0-0	.000	1-2	.500	0	0	0	0.0	0	0	0	0	0	1	1.0		
Western Mich.	11/12/2021		08:20	1-1	1.000	0-0	.000	1-2	.500	1	1	2	1.0	1	0	1	1	0	3	2.0		
at Butler	11/17/2021		03:21	1-1	1.000	0-0	.000	1-2	.500	0	0	0	0.7	2	0	0	1	0	3	2.3		
Eastern Mich.	11/20/2021		12:06	1-2	.500	0-0	.000	0-2	.000	1	3	4	1.5	2	0	1	2	0	2	2.2		
vs Loyola Chicago	11/24/2021		01:53	0-0	.000	0-0	.000	0-0	.000	0	0	0	1.2	0	0	0	0	0	0	1.8		
vs UConn	11/25/2021		03:17	0-0	.000	0-0	.000	0-0	.000	0	2	2	1.3	0	0	0	0	0	0	1.5		
vs Baylor	11/26/2021		04:32	0-0	.000	0-0	.000	1-4	.250	1	1	2	1.4	1	0	0	0	0	1	1.4		
Louisville	12/01/2021		02:37	0-0	.000	0-0	.000	0-0	.000	0	1	1	1.4	1	0	0	0	0	0	1.3		
Toledo	12/04/2021		06:46	0-0	.000	0-0	.000	0-0	.000	0	1	1	1.3	1	0	2	0	0	1	1.1		
at Minnesota	12/08/2021		03:10	0-0	.000	0-0	.000	0-0	.000	0	1	1	1.3	0	0	0	0	0	0	1.0		
Penn St.	12/11/2021		06:05	2-2	1.000	0-0	.000	0-0	.000	0	0	0	1.2	1	0	1	0	1	4	1.3		
vs Oakland	12/21/2021		04:00	0-0	.000	0-0	.000	0-0	.000	0	1	1	1.2	0	0	0	0	1	0	1.2		
High Point	12/29/2021		08:25	0-2	.000	0-0	.000	0-0	.000	0	3	3	1.3	3	0	2	0	0	0	1.1		
Nebraska	01/05/2022		04:37	0-2	.000	0-0	.000	0-0	.000	0	2	2	1.4	1	0	0	0	0	0	1.0		
Northwestern	01/15/2022		03:46	1-1	1.000	0-0	.000	0-0	.000	0	1	1	1.3	2	0	1	0	0	2	1.1		
at Wisconsin	01/21/2022		04:38	0-0	.000	0-0	.000	1-2	.500	1	0	1	1.3	1	0	0	0	0	1	1.1		
at Illinois	01/25/2022		01:12	0-0	.000	0-0	.000	0-0	.000	0	0	0	1.2	0	0	0	0	0	0	1.0		
Michigan	01/29/2022		01:25	0-0	.000	0-0	.000	0-0	.000	0	0	0	1.2	3	0	0	0	0	0	0.9		
at Maryland	02/01/2022		04:59	0-0	.000	0-0	.000	0-0	.000	0	0	0	1.1	2	1	0	1	0	0	0.9		
at Rutgers	02/05/2022		02:42	0-0	.000	0-0	.000	0-0	.000	0	0	0	1.1	0	0	0	1	0	0	0.9		
Indiana	02/12/2022		02:48	0-0	.000	0-0	.000	0-0	.000	1	0	1	1.0	2	0	0	0	0	0	0.8		
at Penn St.	02/15/2022		02:45	1-1	1.000	0-0	.000	0-0	.000	0	0	0	1.0	0	0	0	0	0	2	0.9		
Illinois	02/19/2022		02:00	0-0	.000	0-0	.000	0-0	.000	0	0	0	1.0	1	0	0	0	0	0	0.8		
at Iowa	02/22/2022		05:49	0-1	.000	0-0	.000	0-0	.000	0	2	2	1.0	0	0	0	0	0	0	0.8		
Purdue	02/26/2022		03:47	0-0	.000	0-0	.000	1-2	.500	1	1	2	1.0	2	0	1	0	0	1	0.8		
at Michigan	03/01/2022		11:38	3-3	1.000	0-0	.000	3-5	.600	2	1	3	1.1	4	0	1	2	1	9	1.1		
at Ohio St.	03/03/2022		03:00	0-0	.000	0-0	.000	0-0	.000	0	0	0	1.1	1	0	0	0	0	0	1.1		
Maryland	03/06/2022		00:52	1-1	1.000	0-0	.000	0-0	.000	0	0	0	1.0	0	0	0	0	0	2	1.1		
vs Maryland	03/10/2022		05:23	0-1	.000	0-0	.000	0-0	.000	0	0	0	1.0	1	0	1	1	0	0	1.1		
vs Purdue	03/12/2022		04:45	1-1	1.000	0-0	.000	0-0	.000	0	1	1	1.0	1	0	0	0	0	2	1.1		
Totals				0	132:50	12-19	.632	0-0	.000	9-21	.429	8	22	30	1.0	33	1	8	13	1	33	1.1

2020-21 GAME-BY-GAME STATS

Opponent	Date	GS	MIN	Total		3-Pointers		Free throws		Rebounds				PF	A	TO	BLK	STL	PTS	AVG		
				FG-FGA	PCT	3FG-3FGA	PCT	FT-FTA	PCT	OFF	DEF	TOT	AVG									
Eastern Mich.	11/25/2020		06:10	0-0	.000	0-0	.000	0-4	.000	0	2	2	2.0	0	0	1	2	0	0	0.0		
Notre Dame	11/28/2020		03:07	1-1	1.000	0-0	.000	1-1	1.000	1	0	1	1.5	3	0	0	0	0	3	1.5		
Detroit Mercy	12/04/2020		03:02	0-0	.000	0-0	.000	0-0	.000	0	0	0	1.0	0	0	0	0	0	0	1.0		
Western Mich.	12/06/2020		03:00	2-2	1.000	0-0	.000	0-0	.000	0	2	2	1.3	1	0	0	0	0	4	1.8		
Oakland	12/13/2020		08:24	0-1	.000	0-0	.000	2-2	1.000	1	5	6	2.2	0	0	0	0	0	2	1.8		
at Northwestern	12/20/2020		02:10	0-0	.000	0-0	.000	0-0	.000	0	0	0	1.8	0	0	0	0	0	0	1.5		
at Minnesota	12/28/2020		11:51	0-1	.000	0-0	.000	0-2	.000	1	5	6	2.4	2	0	0	0	0	0	1.3		
at Nebraska	01/02/2021		06:45	0-0	.000	0-0	.000	0-0	.000	0	0	0	2.1	1	0	0	2	0	0	1.1		
Rutgers	01/05/2021		03:57	0-1	.000	0-0	.000	0-0	.000	0	2	2	2.1	1	0	0	2	0	0	1.0		
Purdue	01/08/2021		08:25	1-1	1.000	0-0	.000	0-0	.000	0	1	1	2.0	2	0	2	0	0	2	1.1		
at Rutgers	01/28/2021		04:33	0-0	.000	0-0	.000	0-0	.000	0	1	1	1.9	1	0	0	0	0	0	1.0		
at Ohio St.	01/31/2021		05:09	0-0	.000	0-0	.000	0-1	.000	1	1	2	1.9	0	0	0	0	0	0	0.9		
at Iowa	02/02/2021		02:51	0-0	.000	0-0	.000	0-0	.000	1	0	1	1.8	1	0	0	0	0	0	0.8		
Nebraska	02/06/2021		07:59	1-1	1.000	0-0	.000	0-0	.000	1	1	2	1.9	2	0	0	0	0	2	0.9		
Penn St.	02/09/2021		01:40	0-0	.000	0-0	.000	0-0	.000	0	0	0	1.7	0	0	1	0	0	0	0.9		
Iowa	02/13/2021		12:40	0-1	.000	0-0	.000	1-2	.500	1	2	3	1.8	3	0	0	0	0	1	0.9		
at Purdue	02/16/2021		06:39	2-2	1.000	0-0	.000	1-1	1.000	2	2	4	1.9	0	0	0	0	0	5	1.1		
at Indiana	02/20/2021		11:03	0-2	.000	0-0	.000	0-0	.000	1	3	4	2.1	1	0	2	0	0	0	1.1		
Illinois	02/23/2021		08:44	0-0	.000	0-0	.000	0-0	.000	0	0	0	1.9	3	0	0	0	0	0	1.0		
Ohio St.	02/25/2021		00:21	0-0	.000	0-0	.000	0-0	.000	0	0	0	1.9	2	0	1	0	0	0	1.0		
Indiana	03/02/2021		04:53	0-0	.000	0-0	.000	0-0	.000	1	1	2	1.9	0	0	0	1	0	0	0.9		
at Michigan	03/04/2021		05:55	3-3	1.000	0-0	.000	2-3	.667	1	1	2	1.9	0	0	0	0	0	8	1.2		
Michigan	03/07/2021		01:53	0-0	.000	0-0	.000	0-0	.000	1	0	1	1.8	0	0	0	0	0	0	1.2		
vs Maryland	03/11/2021		02:55	0-0	.000	0-0	.000	0-0	.000	0	2	2	1.8	1	0	0	0	0	0	1.1		
vs UCLA	03/18/2021		03:00	0-1	.000	0-0	.000	0-0	.000	0	1	1	1.8	0	0	0	0	0	0	1.1		
Totals				0	137:06	10-17	.588	0-0	.000	7-16	.438	13	32	45	1.8	24	0	5	9	0	27	1.1



#14 | DAVIS SMITH
Atlanta, Ga.
Westminster
6-0 | 160 | Senior | Guard

CAREER STATS

SEASON	TEAM	GP-GS	MIN	Field Goals		3-Point		F-Throws		Rebounds				Scoring	
				FG-FGA	FG%	3FG-3FGA	3FG%	FT-FTA	FT%	OFF	DEF	TOT	AVG	PF-FO	A TO BLK STL PTS AVG
2020-21	MSU	7-0	8/1.1	0-1	.000	0-0	.000	0-1	.000	0	0	0	0.0	1-0	1 0 1 0 0 0.0
2021-22	MSU	12-0	20/1.7	0-2	.000	0-1	.000	0-1	.000	0	1	1	0.1	2-0	1 1 0 0 0 0.0
2022-23	MSU	12-0	24/2.0	1-5	.200	0-2	.000	0-0	.000	1	1	2	0.2	2-0	0 1 0 0 2 0.2
TOTAL		31-0	52/1.7	1-8	.125	0-3	.000	0-2	.000	1	2	3	0.1	5-0	2 2 1 0 2 0.1

2022-23 GAME-BY-GAME STATS

Opponent	Date	GS	MIN	Total		3-Pointers		Free throws		Rebounds				PF		A	TO	BLK	STL	PTS	AVG
				FG-FGA	PCT	3FG-3FGA	PCT	FT-FTA	PCT	OFF	DEF	TOT	AVG	PF	FO						
Northern Ariz.	11/07/2022		01:19	0-0	.000	0-0	.000	0-0	.000	0	1	1	1.0	0	0	0	0	0	0	0	0.0
vs Alabama	11/24/2022		01:26	0-0	.000	0-0	.000	0-0	.000	0	0	0	0.5	0	0	0	0	0	0	0	0.0
at Notre Dame	11/30/2022		03:11	0-0	.000	0-0	.000	0-0	.000	0	0	0	0.3	0	0	0	0	0	0	0	0.0
Brown	12/10/2022		08:07	1-3	.333	0-1	.000	0-0	.000	1	0	1	0.5	2	0	0	0	0	0	2	0.5
Oakland	12/21/2022		00:40	0-0	.000	0-0	.000	0-0	.000	0	0	0	0.4	0	0	0	0	0	0	0	0.4
Buffalo	12/30/2022		02:43	0-1	.000	0-0	.000	0-0	.000	0	0	0	0.3	0	0	0	0	0	0	0	0.3
Nebraska	01/03/2023		01:50	0-0	.000	0-0	.000	0-0	.000	0	0	0	0.3	0	0	0	0	0	0	0	0.3
at Purdue	01/29/2023		02:16	0-0	.000	0-0	.000	0-0	.000	0	0	0	0.3	0	0	0	0	0	0	0	0.3
at Rutgers	02/04/2023		00:29	0-0	.000	0-0	.000	0-0	.000	0	0	0	0.2	0	0	0	0	0	0	0	0.2
at Ohio St.	02/12/2023		01:19	0-1	.000	0-1	.000	0-0	.000	0	0	0	0.2	0	0	0	0	0	0	0	0.2
at Nebraska	02/28/2023		00:24	0-0	.000	0-0	.000	0-0	.000	0	0	0	0.2	0	0	1	0	0	0	0	0.2
Ohio St.	03/04/2023		00:06	0-0	.000	0-0	.000	0-0	.000	0	0	0	0.2	0	0	0	0	0	0	0	0.2
Totals			0 23:50	1-5	.200	0-2	.000	0-0	.000	1	1	2	0.2	2	0	1	0	0	0	2	0.2

2021-22 GAME-BY-GAME STATS

Opponent	Date	GS	MIN	Total		3-Pointers		Free throws		Rebounds				PF		A	TO	BLK	STL	PTS	AVG
				FG-FGA	PCT	3FG-3FGA	PCT	FT-FTA	PCT	OFF	DEF	TOT	AVG	PF	FO						
Western Mich.	11/12/2021		02:49	0-0	.000	0-0	.000	0-0	.000	0	0	0	0.0	0	0	0	0	0	0	0	0.0
at Butler	11/17/2021		01:16	0-0	.000	0-0	.000	0-0	.000	0	0	0	0.0	0	0	0	0	0	0	0	0.0
Eastern Mich.	11/20/2021		02:35	0-1	.000	0-0	.000	0-0	.000	0	0	0	0.0	0	0	0	0	0	0	0	0.0
vs Baylor	11/26/2021		02:02	0-0	.000	0-0	.000	0-0	.000	0	0	0	0.0	0	0	0	0	0	0	0	0.0
Penn St.	12/11/2021		01:24	0-0	.000	0-0	.000	0-0	.000	0	0	0	0.0	0	0	0	0	0	0	0	0.0
High Point	12/29/2021		04:10	0-0	.000	0-0	.000	0-0	.000	0	0	0	0.0	1	0	0	0	0	0	0	0.0
Minnesota	01/12/2022		00:04	0-0	.000	0-0	.000	0-0	.000	0	0	0	0.0	1	0	0	0	0	0	0	0.0
at Rutgers	02/05/2022		00:48	0-0	.000	0-0	.000	0-0	.000	0	0	0	0.0	0	0	0	0	0	0	0	0.0
Indiana	02/12/2022		00:46	0-0	.000	0-0	.000	0-0	.000	0	0	0	0.0	0	0	0	0	0	0	0	0.0
at Iowa	02/22/2022		02:08	0-1	.000	0-1	.000	0-0	.000	0	1	1	0.1	0	0	1	0	0	0	0	0.0
at Michigan	03/01/2022		01:44	0-0	.000	0-0	.000	0-1	.000	0	0	0	0.1	0	0	0	0	0	0	0	0.0
Maryland	03/06/2022		00:15	0-0	.000	0-0	.000	0-0	.000	0	0	0	0.1	0	0	0	0	0	0	0	0.0
Totals			0 20:01	0-2	.000	0-1	.000	0-1	.000	0	1	1	0.1	2	1	1	0	0	0	0	0.0

2020-21 GAME-BY-GAME STATS

Opponent	Date	GS	MIN	Total		3-Pointers		Free throws		Rebounds				PF		A	TO	BLK	STL	PTS	AVG
				FG-FGA	PCT	3FG-3FGA	PCT	FT-FTA	PCT	OFF	DEF	TOT	AVG	PF	FO						
Eastern Mich.	11/25/2020		01:35	0-0	.000	0-0	.000	0-0	.000	0	0	0	0.0	1	1	0	0	0	0	0	0.0
Notre Dame	11/28/2020		02:01	0-0	.000	0-0	.000	0-0	.000	0	0	0	0.0	0	0	0	1	0	0	0	0.0
Oakland	12/13/2020		01:56	0-1	.000	0-0	.000	0-0	.000	0	0	0	0.0	0	0	0	0	0	0	0	0.0
Rutgers	01/05/2021		00:50	0-0	.000	0-0	.000	0-0	.000	0	0	0	0.0	0	0	0	0	0	0	0	0.0
Iowa	02/13/2021		01:09	0-0	.000	0-0	.000	0-1	.000	0	0	0	0.0	0	0	0	0	0	0	0	0.0
at Michigan	03/04/2021		00:17	0-0	.000	0-0	.000	0-0	.000	0	0	0	0.0	0	0	0	0	0	0	0	0.0
vs UCLA	03/18/2021		00:03	0-0	.000	0-0	.000	0-0	.000	0	0	0	0.0	0	0	0	0	0	0	0	0.0
Totals			0 07:51	0-1	.000	0-0	.000	0-1	.000	0	0	0	0.0	1	1	0	1	0	0	0	0.0



#2 | TYSON WALKER

Westbury, N.Y.

Christ the King / Northeastern

6-1 | 185 | Grad | Guard

CAREER STATS

SEASON	TEAM	GP-GS	MIN/AVG	Field Goals	3-Point	F-Throws	Rebounds	Scoring
				FG-FGA	3FG-3FGA	FT-FTA	PF-FO	A TO BLK STL PTS AVG
2019-20	NE	31-29	939/30.3	124-276 .449	35-100 .350	40-61 .656	13 51 64 2.1	74.1 104 68 6 56 323 10.4
2020-21	NE	19-19	662/34.8	123-277 .444	40-113 .354	71-92 .772	10 46 56 2.9	38.0 92 63 1 46 357 18.8
2021-22	MSU	36-28	813/22.6	105-246 .427	35-74 .473	51-63 .810	5 42 47 1.3	59.2 153 66 5 34 296 8.2
2022-23	MSU	34-34	1154/34.0	197-429 .459	59-142 .415	51-64 .797	9 77 86 2.5	75.0 98 43 8 38 504 14.8
TOTAL FOR MSU		70-62	1967/28.1	302-675 .447	94-216 .435	102-127 .803	14 119 133 1.9	134.2 251 109 13 72 800 11.4
TOTAL		120-110	3568/29.7	549-1228 .447	169-429 .394	213-280 .761	37 216 253 2.1	246.3 447 240 20 174 1480 12.3

2022-23 GAME-BY-GAME STATS

Opponent	Date	GS	MIN	Total		3-Pointers		Free throws		Rebounds			PF	TO	BLK	STL	PTS	AVG			
				FG-FGA	PCT	3FG-3FGA	PCT	FT-FTA	PCT	OFF	DEF	TOT							AVG		
Northern Ariz.	11/07/2022	*	31:38	3-11	.273	0-4	.000	0-0	.000	0	4	4	4.0	1	5	1	0	2	6	6.0	
vs Gonzaga	11/11/2022	*	38:23	5-7	.714	1-2	.500	1-2	.500	0	2	2	3.0	3	3	0	1	12	9.0		
vs Kentucky	11/15/2022	*	45:53	4-13	.308	2-5	.400	4-4	1.000	0	3	3	3.0	3	6	3	2	1	14	10.7	
Villanova	11/18/2022	*	33:59	9-14	.643	3-6	.500	1-2	.500	0	3	3	3.0	0	5	1	0	1	22	13.5	
vs Alabama	11/24/2022	*	36:27	9-22	.409	0-3	.000	3-4	.750	0	3	3	3.0	4	4	0	0	2	21	15.0	
vs Oregon	11/25/2022	*	36:23	6-14	.429	2-5	.400	4-4	1.000	0	2	2	2.8	1	8	1	0	1	18	15.5	
at Portland	11/27/2022	*	36:48	7-15	.467	2-4	.500	0-0	.000	1	4	5	3.1	1	1	0	0	0	16	15.6	
at Notre Dame	11/30/2022	*	36:32	4-13	.308	2-4	.500	2-2	1.000	0	4	4	3.3	2	2	2	0	2	12	15.1	
Northwestern	12/04/2022	*	26:20	4-6	.667	1-1	1.000	0-0	.000	0	1	1	3.0	4	2	2	1	2	9	14.4	
at Penn St.	12/07/2022	*	36:21	6-15	.400	2-4	.500	0-1	.000	1	0	1	2.8	3	3	0	0	0	14	14.4	
Brown	12/10/2022	*	21:18	4-8	.500	2-5	.400	0-0	.000	0	2	2	2.7	3	0	1	0	0	10	14.0	
Oakland	12/21/2022	*	37:01	5-13	.385	3-8	.375	0-0	.000	0	3	3	2.8	2	3	0	1	0	13	13.9	
Buffalo	12/30/2022	*	23:21	2-8	.250	0-4	.000	3-4	.750	0	2	2	2.7	2	1	2	0	1	7	13.4	
Nebraska	01/03/2023	*	30:47	9-15	.600	3-6	.500	0-0	.000	0	2	2	2.6	2	3	0	0	1	21	13.9	
Michigan	01/07/2023	*	28:04	5-12	.417	2-5	.400	2-3	.667	0	0	0	2.5	2	2	2	0	0	14	13.9	
at Wisconsin	01/10/2023	*	35:47	4-9	.444	3-3	1.000	2-2	1.000	0	0	0	2.3	0	1	1	1	1	13	13.9	
at Illinois	01/13/2023	*	35:46	6-15	.400	0-1	.000	2-2	1.000	1	3	4	2.4	2	0	3	1	0	14	13.9	
Purdue	01/16/2023	*	36:46	12-23	.522	4-8	.500	2-2	1.000	1	2	3	2.4	1	0	2	0	0	30	14.8	
Rutgers	01/19/2023	*	29:07	4-10	.400	3-5	.600	1-1	1.000	0	3	3	2.5	3	0	1	0	4	12	14.6	
at Indiana	01/22/2023	*	32:40	4-7	.571	0-2	.000	0-0	.000	0	2	2	2.5	1	2	2	0	4	8	14.3	
Iowa	01/26/2023	*	30:25	4-14	.286	2-5	.400	0-1	.000	0	2	2	2.4	1	5	0	0	1	10	14.1	
at Purdue	01/29/2023	*	32:01	4-11	.364	0-0	.000	1-2	.500	0	4	4	2.5	4	2	1	0	2	9	13.9	
at Rutgers	02/04/2023	*	34:56	5-10	.500	2-5	.400	0-0	.000	1	3	4	2.6	4	2	0	1	2	12	13.8	
Maryland	02/07/2023	*	27:10	7-15	.467	3-6	.500	0-0	.000	0	1	1	2.5	3	3	0	0	1	17	13.9	
at Ohio St.	02/12/2023	*	33:56	5-9	.556	0-2	.000	0-0	.000	1	2	3	2.5	2	3	2	0	2	10	13.8	
at Michigan	02/18/2023	*	33:37	5-11	.455	1-5	.200	0-0	.000	0	0	0	2.4	4	2	2	0	0	11	13.7	
Indiana	02/21/2023	*	33:43	8-15	.533	5-7	.714	2-2	1.000	0	0	0	2.3	4	1	0	1	23	14.0		
at Iowa	02/25/2023	*	41:31	11-15	.733	2-3	.667	7-8	.875	0	4	4	2.4	2	5	2	0	1	31	14.6	
at Nebraska	02/28/2023	*	36:51	6-13	.462	3-4	.750	4-5	.800	2	3	5	2.5	3	2	3	0	1	19	14.8	
Ohio St.	03/04/2023	*	34:59	7-15	.467	1-4	.250	0-0	.000	0	3	3	2.5	2	6	0	0	1	15	14.8	
vs Ohio St.	03/10/2023	*	37:31	4-9	.444	1-4	.250	1-2	.500	0	3	3	2.5	3	2	2	1	1	10	14.6	
vs Southern California	03/17/2023	*	31:44	5-9	.556	0-2	.000	2-3	.667	0	3	3	2.5	1	4	0	0	1	12	14.5	
vs Marquette	03/19/2023	*	35:31	8-17	.471	0-3	.000	7-8	.875	0	2	2	2.5	1	2	0	0	1	23	14.8	
vs Kansas St.	03/23/2023	*	41:09	6-16	.375	4-7	.571	0-0	.000	1	2	3	2.5	2	5	3	0	0	16	14.8	
Totals			34	1154:24	197-429	.459	59-142	.415	51-64	.797	9	77	86	2.5	75	98	43	8	38	504	14.8

2020-21 GAME-BY-GAME STATS

Opponent	Date	GS	MIN	Total		3-Pointers		Free throws		Rebounds			PF	TO	BLK	STL	PTS	AVG					
				FG-FGA	PCT	3FG-3FGA	PCT	FT-FTA	PCT	OFF	DEF	TOT							AVG				
vs Kansas	11/09/2021	*	20:13	1-3	.333	0-0	.000	0-0	.000	1	0	1	1	0	4	3	0	1	2.0				
Western Mich.	11/12/2021	*	19:37	4-7	.571	1-2	.500	0-0	.000	0	1	1	1	1	1	5	3	1	9.5				
at Butler	11/17/2021	*	25:15	1-3	.333	0-0	.000	3-3	1.000	0	1	1	1	1	0	5	3	1	2	5.3			
Eastern Mich.	11/20/2021	*	15:38	2-4	.500	0-0	.000	0-0	.000	1	1	2	1	3	4	6	2	0	4	5.0			
vs Loyola Chicago	11/24/2021	*	24:05	3-9	.333	2-2	1.000	0-0	.000	0	1	1	1	1	2	4	4	0	1	8.5			
vs UConn	11/25/2021	*	26:25	2-6	.333	1-1	1.000	1-2	.500	0	1	1	1	1	2	1	3	2	0	6	5.6		
vs Baylor	11/26/2021	*	26:30	2-3	.667	1-1	1.000	0-0	.000	0	2	2	1	3	2	2	3	0	0	5	5.6		
Louisville	12/01/2021	*	19:36	0-3	.000	0-1	.000	2-4	.500	0	1	1	1	3	3	10	3	1	4	2	5.1		
Toledo	12/04/2021	*	24:54	3-9	.333	2-3	.667	3-4	.750	1	0	1	1	1	2	2	6	0	0	2	11	5.8	
at Minnesota	12/08/2021	*	24:35	5-7	.714	2-2	1.000	3-3	1.000	0	5	5	1	6	2	3	4	0	0	15	6.7		
Penn St.	12/11/2021	*	23:30	5-9	.556	0-2	.000	0-1	.000	0	1	1	1	1	5	1	9	1	0	3	10	7.0	
vs Oakland	12/21/2021	*	26:58	4-12	.333	2-4	.500	0-0	.000	0	1	1	1	1	5	5	10	1	0	3	3	10	7.3
High Point	12/29/2021	*	29:05	1-5	.200	1-2	.500	1-2	.500	0	2	2	1	1	5	1	3	2	0	1	4	7.0	
at Northwestern	01/02/2022	*	21:04	0-5	.000	0-2	.000	0-0	.000	0	1	1	1	1	5	5	4	1	0	2	0	6.5	
Nebraska	01/05/2022	*	22:40	3-6	.500	2-3	.667	2-2	1.000	0	0	0	1	4	2	5	2	0	2	10	6.7		
Minnesota	01/12/2022	*	16:59	4-9	.444	2-3	.667	0-0	.000	0	1	1	1	1	4	0	3	3	0	0	10	6.9	
Northwestern	01/15/2022	*	25:25	2-5	.400	0-0	.000	0-0	.000	1	0	1	1	1	4	3	8	2	0	0	4	6.8	
at Wisconsin	01/21/2022	*	19:29	4-7	.571	0-1	.000	4-4	1.000	0	0	0	1	3	1	2	3	0	2	12	7.1		
at Illinois	01/25/2022	*	30:26	3-10	.300	0-1	.000	3-4	.750	0	2	2	1	3	0	6	3	0	1	9	7.2		
Michigan	01/29/2022	*	16:03	3-7	.429	1-1	1.000	0-0	.000	0	1	1	1	1	3	0	1	3	0	0	7	7.2	
at Maryland	02/01/2022	*	26:53	2-8	.250	1-3	.333	2-2	1.000	1	2	3	1	4	0	2	1	0	3	7	7.1		
at Rutgers	02/05/2022	*	16:21	3-5	.600	1-1	1.000	2-2	1.000	0	1	1	1	1	4	3	1	2	0	1	9	7.2	
Wisconsin	02/08/2022	*	13:30	0-3	.000	0-0	.000	1-2	.500	0	0	0	1	1	3	1	2	0	0	1	7.0		
Indiana	02/12/2022	*	17:55	5-10	.500	3-6	.500	2-2	1.000	0	2	2	1	3	1	0	2	0	2	15	7.3		
at Penn St.	02/15/2022	*	18:20	4-5	.800	0-0	.000	0-0	.000	0	1	1	1	1	3	1	4	1	0	0	8	7.3	
Illinois	02/19/2022	*	26:06	10-12	.833	3-3	1.000	3-3	1.000	0	1	1	1	1	3	1	5	1	1	0	26	8.0	
at Iowa	02/22/2022	*	24:32	3-7	.429	3-5	.600	0-0	.000	0	4	4	1	4	0	5	1	0	0	9	8.1		
Purdue	02/26/2022	*	19:21	3-9	.333	2-4	.500	0-0	.000	0	1	1	1	1	4	1	4	1	0	1	8	8.1	
at Michigan	03/01/2022	*	29:27	4-9	.444	0-2	.000	3-4	.750	0	1	1	1	1	4	0	4	0	0	1	11	8.2	
at Ohio St.	03/03/2022	*	26:37	2-6	.333	1-1	1.000	2-2	1.000	0	2	2	1	4	3	6	2	0	0	7	8.1		
Maryland	03/06/2022	*	28:12	5-14	.357	1-5	.200	2-2	1.000	0	1	1	1	1	4	2	5	0	0	0	13	8.3	
vs Maryland	03/10/2022	*	21:19	3-6	.500	1-3	.333	2-2	1.000	0	1	1	1	1	4	2	3	4	1	0	9	8.3	
vs Wisconsin	03/11/2022	*	31:56	3-9	.333	0-2	.000	5-7	.714	0	0	0	1	1	3	1	7	0	0	0	11	8.4	
vs Purdue	03/12/2022	*	03:17	0-1	.000	0-1	.000	0-0	.000	0	0	0	1	1	3	1	0	0	0	0	0	8.1	
vs Davidson	03/18/2022	*	25:07	2-5	.400	0-2	.000	2-2	1.000	0	2	2	1	3	2	3	0	0	0	0	6	8.1	
vs Duke	03/20/2022	*	25:35	4-8	.500	2-5	.400	3-4	.750	0	1	1	1	1	3	0	5	1	0	1	13	8.2	
Totals			28	812:56	105-246	.427	35-74	.473	51-63	.810	5	42	47	1.3	59	153	66	5	34	296	8.2		

2020-21 GAME-BY-GAME STATS

Opponent	Date	GS	MIN	Total		3-Pointers		Free throws		Rebounds			PF	A	TO	BLK	STL	PTS	AVG		
				FG-FGA	PCT	3FG-3FGA	PCT	FT-FTA	PCT	OFF	DEF	TOT									
at Massachusetts	12/11/2020	*	36:29	7-9	.778	2-2	1.000	13-14	.929	1	2	3	3	4	4	0	5	29	29.0		
Massachusetts	12/13/2020	*	30:52	4-8	.500	0-3	.000	12-15	.800	0	4	4	3.5	2	6	2	0	20	24.5		
at Syracuse	12/16/2020	*	19:31	2-5	.400	1-4	.250	2-2	1.000	0	1	1	2.7	2	4	4	0	2	7	18.7	
at Old Dominion	12/20/2020	*	36:00	4-17	.235	1-6	.167	1-2	.500	0	2	2	2.5	0	8	3	0	2	10	16.5	
at Georgia	12/22/2020	*	33:25	8-18	.444	3-5	.600	0-1	.000	1	0	1	2.2	4	6	2	0	0	19	17.0	
at West Virginia	12/29/2020	*	30:30	4-10	.400	2-3	.667	0-0	.000	1	1	2	2.2	0	3	5	0	0	10	15.8	
Elon	01/02/2021	*	33:17	6-15	.400	1-5	.200	5-7	.714	0	5	5	2.6	2	6	3	0	2	18	16.1	
Elon	01/03/2021	*	31:34	7-15	.467	1-4	.250	2-4	.500	0	5	5	2.9	3	5	2	0	1	17	16.3	
at Hofstra	01/07/2021	*	42:41	5-12	.417	0-5	.000	1-2	.500	0	1	1	2.7	2	9	5	0	4	11	15.7	
Hofstra	01/09/2021	*	38:41	8-17	.471	7-13	.538	0-0	.000	1	2	3	2.7	2	5	1	1	23	16.4		
at Col. of Charleston	01/16/2021	*	36:41	7-16	.438	1-5	.200	5-6	.833	0	5	5	2.9	2	2	3	0	3	20	16.7	
at Col. of Charleston	01/17/2021	*	33:57	4-12	.333	0-4	.000	2-2	1.000	0	3	3	2.9	2	6	4	0	1	10	16.2	
James Madison	01/23/2021	*	36:20	4-12	.333	2-6	.333	2-2	1.000	0	3	3	2.9	2	5	2	0	5	12	15.8	
James Madison	01/24/2021	*	37:28	10-19	.526	4-10	.400	6-9	.667	0	2	2	2.9	0	5	6	0	5	30	16.9	
at Towson	02/13/2021	*	37:31	13-20	.650	7-12	.583	3-4	.750	1	0	1	2.7	2	5	4	0	2	36	18.1	
at Towson	02/14/2021	*	34:58	6-16	.375	1-6	.167	3-4	.750	1	2	3	2.8	3	5	1	0	1	16	18.0	
at North Carolina	02/17/2021	*	34:41	8-15	.533	4-7	.571	7-9	.778	1	2	3	2.8	2	1	4	0	2	27	18.5	
vs William & Mary	03/07/2021	*	38:36	6-16	.375	2-5	.400	5-5	1.000	1	4	5	2.9	2	4	1	0	5	19	18.6	
vs Drexel	03/08/2021	*	38:19	10-25	.400	1-8	.125	2-4	.500	2	2	4	2.9	2	5	3	0	3	23	18.8	
Totals			19	661:31	123-277	.444	40-113	.354	71-92	.772	10	46	56	2.9	38	92	63	1	46	357	18.8

2019-20 GAME-BY-GAME STATS

Opponent	Date	GS	MIN	Total		3-Pointers		Free throws		Rebounds			PF	A	TO	BLK	STL	PTS	AVG		
				FG-FA	PCT	3FG-3FGA	PCT	FT-FTA	PCT	OFF	DEF	TOT									
at Boston U.	11/05/2019	*	34:00	5-9	.556	1-2	.500	0-2	.000	0	2	2	2.0	1	2	4	0	2	11	11.0	
Harvard	11/08/2019	*	34:00	6-11	.545	2-3	.667	1-3	.333	1	4	5	3.5	3	1	0	0	1	15	13.0	
at Massachusetts	11/12/2019	*	32:00	1-8	.125	0-4	.000	0-0	.000	0	0	0	2.3	1	4	3	0	1	2	9.3	
Old Dominion	11/16/2019	*	27:00	2-7	.286	1-1	1.000	2-2	1.000	0	0	0	1.8	4	4	3	0	1	7	8.8	
at Holy Cross	11/19/2019	*	20:01	6-10	.600	0-2	.000	3-4	.750	1	1	2	1.8	2	5	2	0	3	15	10.0	
vs South Alabama	11/25/2019	*	29:00	8-13	.615	2-3	.667	2-3	.667	0	1	1	1.7	3	4	3	1	3	20	11.7	
vs Drake	11/26/2019	*	05:00	0-1	.000	0-1	.000	0-0	.000	0	0	0	1.4	2	0	1	0	0	0	10.0	
vs Weber St.	11/27/2019	*	30:00	3-7	.429	2-3	.667	0-0	.000	0	1	1	1.4	4	5	4	0	3	8	9.8	
Maine	12/04/2019	*	35:00	5-10	.500	1-3	.333	4-5	.800	1	2	3	1.6	1	6	4	0	4	15	10.3	
Davidson	12/07/2019	*	36:00	4-11	.364	1-4	.250	2-2	1.000	0	1	1	1.5	2	5	3	2	3	11	10.4	
at Eastern Mich.	12/17/2019	*	30:00	3-6	.500	2-3	.667	0-0	.000	1	0	1	1.5	3	0	1	0	1	8	10.2	
at Detroit Mercy	12/19/2019	*	26:22	2-5	.400	1-2	.500	0-0	.000	1	4	5	1.8	3	4	1	0	0	5	9.8	
at Towson	12/28/2019	*	33:19	6-11	.545	3-6	.500	2-4	.500	0	5	5	2.0	2	4	2	0	1	17	10.3	
at James Madison	12/30/2019	*	33:33	6-9	.667	3-6	.500	0-2	.000	0	2	2	2.0	3	6	2	1	0	15	10.6	
Elon	01/02/2020	*	30:00	12-17	.706	4-7	.571	4-5	.800	0	0	0	1.9	1	2	1	0	3	32	12.1	
William & Mary	01/04/2020	*	37:00	5-12	.417	0-3	.000	0-0	.000	1	1	2	1.9	2	3	3	0	3	10	11.9	
Hofstra	01/09/2020	*	37:00	5-15	.333	0-5	.000	0-0	.000	0	2	2	1.9	4	4	4	0	1	10	11.8	
at Col. of Charleston	01/16/2020	*	34:00	2-7	.286	1-3	.333	2-2	1.000	1	3	4	2.0	4	5	2	0	0	7	11.6	
at UNCW	01/18/2020	*	41:38	6-11	.545	1-4	.250	4-6	.667	1	1	2	2.0	4	3	0	0	0	17	11.8	
Drexel	01/23/2020	*	23:00	3-9	.333	1-2	.500	0-0	.000	0	1	1	2.0	1	2	0	0	2	7	11.6	
Delaware	01/25/2020	*	37:00	4-11	.364	1-4	.250	2-3	.667	1	3	4	2.0	4	7	4	1	3	11	11.6	
at William & Mary	01/30/2020	*	36:15	4-10	.400	0-1	.000	2-4	.500	0	1	1	2.0	1	4	1	1	3	10	11.5	
at Elon	02/01/2020	*	33:00	3-10	.300	1-4	.250	0-0	.000	1	2	3	2.0	4	2	1	0	4	7	11.3	
at Hofstra	02/08/2020	*	33:09	2-6	.333	0-2	.000	0-0	.000	0	0	0	2.0	5	3	2	0	1	4	11.0	
UNCW	02/13/2020	*	29:00	1-5	.200	0-2	.000	2-3	.667	0	1	1	1.9	4	2	2	0	2	4	10.7	
Col. of Charleston	02/15/2020	*	36:00	4-8	.500	1-4	.250	2-2	1.000	0	2	2	1.9	1	4	2	0	2	11	10.7	
at Delaware	02/20/2020	*	26:52	4-11	.364	2-4	.500	0-0	.000	1	4	5	2.0	2	2	4	0	1	10	10.7	
at Drexel	02/22/2020	*	23:32	3-7	.429	0-3	.000	1-2	.500	0	3	3	2.1	1	4	1	0	2	7	10.6	
vs Towson	03/08/2020	*	29:16	5-8	.625	1-3	.333	2-2	1.000	0	3	3	2.1	0	4	2	0	3	13	10.7	
vs Elon	03/09/2020	*	28:27	3-5	.600	2-3	.667	2-3	.667	1	1	2	2.1	2	2	5	0	2	10	10.6	
vs Hofstra	03/10/2020	*	18:41	1-6	.167	1-3	.333	1-2	.500	1	0	1	2.1	0	1	1	0	1	4	10.4	
Totals			29	939:04	124-276	.449	35-100	.350	40-61	.656	13	51	64	2.1	74	104	68	6	56	323	10.4





season in review



2022-23 RESULTS

DATE	OPPONENT	MSU-OPP	SITE	ATTEND.
Nov. 7	NORTHERN ARIZONA	73-55	EAST LANSING	14,797
Nov. 11	vs. Gonzaga ^	63-64	San Diego, Calif.	3,572
Nov. 15	vs. Kentucky +	86-77 2ot	Indianapolis, Ind.	15,828
Nov. 18	VILLANOVA @	73-71	EAST LANSING	14,797
Nov. 24	vs. Alabama #	70-81	Portland, Ore.	5,598
Nov. 25	vs. Oregon #	74-70	Portland, Ore.	3,603
Nov. 27	at Portland #	78-77	Portland, Ore.	1,956
Nov. 30	at Notre Dame %	52-70	South Bend, Ind.	7,854
Dec. 4	NORTHWESTERN	63-70	EAST LANSING	14,797
Dec. 7	at Penn State	67-58	University Park, Pa.	8,302
Dec. 10	BROWN	68-50	EAST LANSING	14,797
Dec. 21	OAKLAND	67-54	EAST LANSING	14,797
Dec. 30	BUFFALO	89-68	EAST LANSING	14,797
Jan. 3	NEBRASKA	74-56	EAST LANSING	14,797
Jan. 7	MICHIGAN	59-53	EAST LANSING	14,797
Jan. 10	at Wisconsin	69-65	Madison, Wis.	14,260
Jan. 13	at Illinois	66-75	Champaign, Ill.	15,544
Jan. 16	PURDUE	63-64	EAST LANSING	14,797
Jan. 19	RUTGERS	70-57	EAST LANSING	14,797
Jan. 22	at Indiana	69-82	Bloomington, Ind.	17,222
Jan. 26	IOWA	63-61	EAST LANSING	14,797
Jan. 29	at Purdue	61-77	West Lafayette, Ind.	14,876
Feb. 4	at Rutgers	55-61	New York, N.Y.	14,844
Feb. 7	MARYLAND	63-58	EAST LANSING	14,797
Feb. 12	at Ohio State	62-41	Columbus, Ohio	15,110
Feb. 18	at Michigan	72-84	Ann Arbor, Mich.	12,707
Feb. 21	INDIANA	80-65	EAST LANSING	14,797
Feb. 25	at Iowa	106-112 ot	Iowa City, Iowa	15,056
Feb. 28	at Nebraska	80-67	Lincoln, Neb.	15,020
March 4	OHIO STATE	84-78	EAST LANSING	14,797
March 10	vs. Ohio State !	58-68	Chicago, Ill.	16,738
March 17	vs. Southern Cal \$	72-62	Columbus, Ohio	19,564
March 19	vs. Marquette \$	69-60	Columbus, Ohio	19,566
March 23	vs. Kansas State \$	93-98 ot	New York, N.Y.	19,624

HOME GAMES IN BOLD CAPS

^ - Armed Forces Classic
 + - Champions Classic
 @ - Gavitt Tipoff Games
 # - Phil Knight Invitational
 % - ACC/Big Ten Challenge
 ! - Big Ten Tournament
 \$ - NCAA Tournament

2022-23 ATTENDANCE

HOME - 207,158 in 14 games - 14,797 avg.


ROAD - 152,751 in 12 games - 12,729 avg.

NEUTRAL - 104,093 in 8 games - 13,012 avg.

TOTAL - 464,002 in 34 games - 13,647 avg.

2022-23 NOTABLES

- Michigan State finished its season with a 21-13 overall record, including an 11-9 mark in the Big Ten Conference to finish in fourth place.
- Michigan State was selected for the NCAA Tournament for the 25th-straight season, the longest streak in Big Ten Conference history, tied for the third-longest in NCAA history and the second-longest active streak in Division I.
- MSU head coach Tom Izzo became the first men's basketball head coach in history to lead his team to 25-straight NCAA Tournament appearances (previous record: Duke's Mike Krzyzewski with 24 in a row from 1996-2019).
- Wins over Southern Cal and Marquette in the opening weekend of the NCAA Tournament advanced the Spartans to the Sweet 16 for the 15th time under Head Coach Tom Izzo.
- Senior guard Tyson Walker was selected to the All-Big Ten Conference Second Team by the league's coaches and media. Graduate forward Joey Hauser and junior guard A.J. Hoggard were both honorable mention selections by the coaches. Hoggard earned third-team honors from the media, while Hauser was an honorable mention selection.
- Tyson Walker reached the 1,000-point mark for his career in a win over Kentucky in the Champions Classic and Joey Hauser reached the 1,000-point mark in his Michigan State career against Kansas State.



2022-23 BOX SCORES

GAME 1

Michigan State 73,
Northern Arizona 55

11/7/22

Breslin Center
East Lansing, Mich.Official Basketball Box Score -- Game Totals -- Final Statistics
Northern Ariz. vs Michigan St.

11/07/22 7:00 pm at East Lansing, MI

Northern Ariz. 55 • 0-1, 0-0 Big Sky

#	Player	Total		3-Ptr		Rebounds		PF	TP	A	TO	Blk	Stl	Min
		FG	FGA	FG	FGA	FT	FTA							
20	Nik Mains	f	2-7	2-4	0-0	5	5	0	6	2	0	0	0	29
33	Carson Towt	f	3-6	0-0	0-2	3	4	7	3	6	3	1	1	32
02	Xavier Fuller	f	1-7	0-3	5-6	2	2	0	1	1	7	0	1	32
15	Jalen Cone	g	8-19	4-10	0-0	10	10	10	1	20	4	3	0	37
21	Liam Lloyd	g	4-13	2-7	1-1	1	1	1	11	2	3	1	3	29
04	Oakland Fort		0-0	0-0	1-2	0	1	1	0	1	0	2	0	6
10	Jack Wiströll		0-1	0-0	2-2	0	2	4	1	0	2	0	0	11
12	Diego Campisano		0-0	0-0	0-0	0	0	0	1	0	0	0	0	1
13	Keith Haymon		0-5	0-5	0-0	0	1	1	0	0	0	0	0	8
23	Ezekiel Richards		1-1	0-0	0-0	0	0	3	2	0	2	0	0	8
24	Trenton McLaughlin		0-1	0-1	2-2	0	0	2	2	1	2	2	0	7
Team						5	5			1				
Totals			19-60	8-30	9-13	25	37	13	55	13	2	5	200	
FG % 1st Half:		8-31	25.8%	2nd half:	11-29	37.9%	Game:		19-60	31.7%	Rebounds			
3FG % 1st Half:		2-15	13.3%	2nd half:	6-15	40.0%	Game:		8-30	26.7%	Defensive			
FT % 1st Half:		2-3	66.7%	2nd half:	7-10	70.0%	Game:		9-13	69.2%	Offensive			

Michigan St. 73 • 1-0, 0-0 Big Ten

#	Player	Total		3-Ptr		Rebounds		PF	TP	A	TO	Blk	Stl	Min				
		FG	FGA	FG	FGA	FT	FTA											
10	Joey Hauser	6	12	4	8	2	2	8	10	2	18	1	1	0	31			
25	Malik Hall	1	4	0	3	0	0	1	6	7	2	5	1	0	3	0	34	
22	Mady Sissoko	2	2	0	0	0	0	2	4	6	1	4	0	1	0	0	19	
02	Tyson Walker	3	11	0	4	0	0	0	4	4	1	6	5	1	0	2	32	
11	A.J. Hoguard	3	7	0	1	3	3	0	1	1	3	9	8	3	0	1	16	
00	Jaxon Kohler	1	3	5	5	0	2	7	9	1	6	1	2	1	0	0	16	
01	Pierre Brooks	5	9	4	7	0	0	1	0	1	14	0	1	0	1	17	17	
03	Jaden Akins	3	10	0	3	0	0	1	0	1	1	6	0	0	1	0	16	
05	Tre Holloman	0	0	0	0	0	0	1	1	2	3	4	1	0	0	1	2	11
13	Steven Izzo	0	1	0	0	0	0	0	1	0	0	0	0	0	0	0	0	1
14	Davis Smith	0	0	0	0	0	0	1	1	0	0	0	0	0	0	0	0	1
15	Carson Cooper	0	1	0	0	1	2	0	0	0	0	0	1	0	0	0	0	4
20	Nick Sanders	0	0	0	0	0	0	0	0	0	0	0	0	0	0	0	0	1
43	Jason Whitens	0	0	0	0	0	0	0	0	0	0	0	0	0	0	0	0	1
Team		29-65		9-27		6-8		13-33		46		16		73		200		
Totals		29-65		9-27		6-8		13-33		46		16		73		200		
FG % 1st Half:		13-32		40.6%		2nd half:		16-33		48.5%		Game:		29-65		44.6%		Rebounds Total
3FG % 1st Half:		5-12		41.7%		2nd half:		4-15		26.7%		Game:		9-27		33.3%		
FT % 1st Half:		3-4		75.0%		2nd half:		3-4		75.0%		Game:		6-8		75.0%		

Officials: Michael Griffith, Todd Von Sossan, DJ Carstensen

Technical fouls: Northern Ariz.-None. Michigan St.-None.

Attendance: 14797

2022-23 Men's Basketball. Round: 0. Michigan St. vs Northern Ariz.. Played at

Score by periods	1st	2nd	Total
Northern Ariz.	20	35	55
Michigan St.	34	39	73

Official Basketball Box Score -- Game Totals -- Final Statistics
Michigan St. vs Gonzaga

11/11/22 3:30 pm at San Diego, CA

Michigan St. 63 • 1-1, 0-0 Big Ten

#	Player	Total	3-Ptr		Rebounds		PF	TP	A	TO	Blk	Stl	Min					
		FG	FGA	FG	FGA	FT								FTA				
10	Joey Hauser	0	5	0	3	2	3	0	1	1	5	2	0	3	0	1	19	
25	Malik Hall	5	10	0	2	1	2	7	4	11	1	1	0	2	0	2	29	
22	Mady Sissoko	4	4	0	0	6	11	2	7	9	5	14	0	1	1	0	25	
02	Tyson Walker	5	7	1	2	0	2	3	12	3	3	12	3	3	0	1	38	
11	A.J. Hoguard	2	8	0	2	8	10	1	3	4	2	12	6	4	0	3	34	
00	Jaxon Kohler	0	1	0	0	0	0	1	1	2	2	0	0	1	0	0	11	
01	Pierre Brooks	2	8	1	4	0	0	0	0	0	1	5	0	1	0	0	22	
03	Jaden Akins	2	7	1	3	0	0	1	1	2	0	5	1	0	0	2	17	
05	Tre Holloman	1	1	0	0	0	0	0	1	1	0	2	0	1	0	0	5	
Team		3		1		4												
Totals		21-52		3-16		18-28		9		23		32		63		11	9	200
FG % 1st Half:		16-32		50.0%		2nd half:		5-20		25.0%		Game:		21-52		40.4%		
3FG % 1st Half:		2-8		25.0%		2nd half:		1-8		12.5%		Game:		3-16		18.8%		
FT % 1st Half:		4-11		36.4%		2nd half:		14-17		82.4%		Game:		18-28		64.3%		Deadball

Gonzaga 64 • 2-0, 0-0 WCC

#	Player	Total		3-Ptr		Rebounds				PF	TP	A	TO	Blk	Stl	Min				
		FG	FGA	FG	FGA	FT	FTA	Off	Def											
02	Drew Timme	9	14	0	1	4	10	5	8	13	2	22	4	3	2	0	33			
22	Anton Watson	0	0	0	0	3	4	0	2	2	4	3	2	2	2	0	20			
00	Julian Strawther	4	14	1	5	4	4	0	9	9	2	13	1	3	1	1	37			
11	Nolan Hickman	4	11	2	6	0	0	1	1	2	3	10	1	4	2	1	22			
45	Rasir Bolton	2	7	3	7	2	2	0	1	1	2	7	0	1	0	1	26			
05	Hunter Sallis	0	2	0	1	0	0	1	2	3	2	0	0	0	0	1	18			
13	Malachi Smith	2	5	0	2	1	2	4	5	3	5	0	3	0	6	30	10			
15	Efton Reid	2	2	0	0	0	0	1	0	1	4	4	0	2	0	1	11			
33	Ben Gregg	0	0	0	0	0	0	0	1	1	0	0	0	0	0	0	3			
	Team	3		0		3														
Totals		23-55		4-18		14-22		12		28		40		64		8	18	7	11	200
FG % 1st Half:		10-29		34.5%		2nd half:		13-26		50.0%		Game:		23-55		41.8%				
3FG % 1st Half:		3-12		25.0%		2nd half:		1-6		16.7%		Game:		4-18		22.2%				
FT % 1st Half:		8-10		80.0%		2nd half:		6-12		50.0%		Game:		14-22		63.6%				

Officials: Paul Szelc, Kelly Pfeifer, Deldre Carr

Technical fouls: Michigan St.-None. Gonzaga-Malachi Smith.

Attendance: 3572

2022-

2022-23 BOX SCORES

GAME 3

Michigan State 86,
Kentucky 77
20T

11/17/21

Gainbridge Fieldhouse
Indianapolis, Ind.Official Basketball Box Score -- Game Totals -- Final Statistics
Kentucky vs Michigan St.
11/15/22 7:00 pm at Indianapolis, IN

Kentucky 77 • 2-1,0-0 SEC

#	Player		Total			3-Ptr			Rebounds			PF	TP	A	TO	Blk	Stl	Min
			FG	FGA	FG-FGA	FT	FTA	FT-FTA	Off	Def	Tot							
00	Jacob Toppin	r	3-8	1-3	3-4				1	3	4	4	10	0	1	1	0	31
24	Chris Livingston	r	0-3	0-2	1-2	0	0	3	3	0	0	1	0	1	0	0	0	12
35	Lance Ware	r	1-1	0-0	0-0				1	2	3	4	0	1	0	1	1	15
01	Clayton Fredrick	g	2-7	1-6	0-0	0	0	0	0	0	0	4	5	0	0	0	0	32
22	Cason Wallace	g	5-10	2-5	2-4	2	2	3	5	3	14	5	3	1	8	4	44	
02	Sahvir Wheeler	g	6-16	2-6	2-4	0	0	0	0	0	1	16	8	3	1	2	40	
04	Daimon Collins	g	0-1	0-0	2-4	0	1	2	2	0	0	1	2	0	1	0	18	
12	Antonio Reeves	g	1-7	1-3	2-2	0	1	1	1	5	1	1	0	0	0	0	23	
33	Ugonna Onyenso	g	0-0	0-0	0-0	0	0	0	0	0	1	0	0	0	0	0	0	
34	Oscar Tshiebwe	g	9-17	0-0	4-4	6	12	18	5	22	2	5	4	0	0	0	34	
	Team								2	1	3							
	Totals		27-70	7-25	16-24	12	26	38	25	77	17	15	8	12	250			
FG % 1st Half: 14-33 42.4% 2nd half: 9-25 36.0% OT: 1-12 33.3% Game: 27-70 38.6% Deadball																		
3FG % 1st Half: 2-10 20.0% 2nd half: 3-10 30.0% OT: 2-5 40.0% Game: 7-25 28.0% Deadball																		

FG % 1st Half: 14-33 42.4% 2nd half: 9-25 36.0% OT: 4-12 33.3% Game: 27-70 38.6% Deadball
3FG % 1st Half: 2-10 20.0% 2nd half: 3-10 30.0% OT: 2-5 40.0% Game: 7-25 28.0% Rebounds
FT % 1st Half: 4-5 80.0% 2nd half: 7-11 63.6% OT: 5-8 62.5% Game: 16-24 66.7% 10.1

Michigan St. 86 • 2-1,0-0 Big Ten

#	Player		Total			3-Ptr			Rebounds			PF	TP	A	TO	Blk	Stl	Min
			FG	FGA	FG-FGA	FT	FTA	FT-FTA	Off	Def	Total							
10	Joey Hauser	r	8-16	4-7	3-4	2	6	8	4	23	1	1	0	1	0	1	46	
25	Malik Hall	r	7-11	1-3	5-5	2	3	5	2	20	0	4	0	0	0	0	42	
22	Mady Sissoko	c	5-10	0-0	6-8	4	4	8	4	16	2	3	0	0	0	3	34	
02	Tyson Walker	g	4-13	2-5	4-4	0	3	3	14	6	3	2	1	46				
11	A.J. Hoggard	g	1-7	0-1	2-2	0	5	5	2	4	9	5	0	0	0	35		
00	Jaxon Kohler	g	0-1	0-0	0-0	1	2	3	1	0	0	0	1	0	0	9		
01	Pierre Brooks	g	1-2	0-1	0-0	0	1	1	1	2	0	0	0	0	0	6		
03	Jaden Atkins	g	2-8	0-2	3-4	3	4	7	0	7	1	1	0	0	0	27		
05	Tre Holloman	g	0-0	0-0	0-0	0	0	0	0	0	0	0	0	0	0	1		
15	Carson Cooper	g	0-1	0-0	0-0	0	0	0	2	0	0	1	0	1	4			
	Team					4	1	5										
	Totals		28-69	7-19	23-27	16	29	45	19	86	19	18	3	6	250			

FG % 1st Half: 14-29 48.3% 2nd half: 9-27 33.3% OT: 5-13 38.5% Game: 28-69 40.6% Deadball
3FG % 1st Half: 5-13 38.5% 2nd half: 1-3 33.3% OT: 1-1 100.0% Game: 7-19 36.8% Rebounds
FT % 1st Half: 3-3 100.0% 2nd half: 7-10 70.0% OT: 13-14 92.9% Game: 23-27 85.2% 2

Officials: Brian Dorsey, Courtney Green, Terry Oglesby
Technical fouls: Kentucky-None. Michigan St.-None.
Attendance: 2022-23 Men's Basketball, Round: 0. Kentucky vs Michigan St., Played at Gainbr

Score by periods	1st	2nd	OT	OT2	Total
Kentucky	34	28	9	6	77
Michigan St.	36	26	9	15	86

Last FG - UK: 07:04:00, MSU 07:20:30.
Largest lead - UK by 7 1st-08:41, MSU by 9 07:20:02.
UK led for 33:39, MSU led for 07:03. Game was tied for 09:18.

Points	In	Off	2nd	Fast
UK	36	18	15	5
MSU	30	17	16	9

Score tied - 14 times.
Lead changed - 10 times.

GAME 4

Michigan State 73,
Villanova 71

11/18/22

Breslin Center
East Lansing, Mich.Official Basketball Box Score -- Game Totals -- Final Statistics
Villanova vs Michigan St.
11/18/22 8:00 pm at East Lansing, MI

Villanova 71 • 2-2,0-0 Big East

#	Player		Total			3-Ptr			Rebounds			PF	TP	A	TO	Blk	Stl	Min
			FG	FGA	FG-FGA	FT	FTA	FT-FTA	Off	Def	Total							
34	Brandon Slater	r	5-9	1-4	5-5	0	6	6	1	16	3	0	0	2	38			
43	Eric Dixon	r	9-14	3-7	3-3	4	5	9	1	24	3	2	0	1	36			
04	Chris Arcidiacono	g	1-3	1-3	3-4	0	1	1	3	6	4	0	0	0	30			
14	Caleb Daniels	g	4-14	1-8	4-7	0	2	2	3	13	1	0	1	0	32			
15	Jordan Longino	g	2-6	1-4	0-0	0	3	3	1	5	2	1	0	0	26			
01	Brendan Hausen	g	1-2	1-2	0-0	0	0	0	0	3	1	0	0	0	5			
02	Mark Armstrong	g	0-2	0-0	0-0	0	1	1	0	0	1	0	0	1	0	13		
03	Trey Patterson	g	0-0	0-0	0-0	0	1	1	0	0	0	0	0	0	8			
10	Angelo Brizzi	g	2-3	0-1	0-0	0	1	1	0	4	1	1	0	1	0	12		
	Team					0	2	2										
	Totals		24-53	8-29	15-19	4	22	26	10	71	15	6	0	7	200			

FG % 1st Half: 9-26 34.6% 2nd half: 15-27 55.6% Game: 24-53 45.3% Deadball
3FG % 1st Half: 2-13 15.4% 2nd half: 6-16 37.5% Game: 8-29 27.6% Rebounds
FT % 1st Half: 4-5 80.0% 2nd half: 11-14 78.6% Game: 15-19 78.9% 3

Michigan St. 73 • 3-1,0-0 Big Ten

#	Player		FG-TOTAL			3-Ptr			Rebounds			PF	TP	A	TO	Blk	Stl	Min
			FG	FGA	FG-FGA	FT	FTA	FT-FTA	Off	Def	Total							
10	Joey Hauser	r	5-7	3-4	0-0	2	3	5	3	13	2	1	0	0	34			
25	Malik Hall	r	4-7	2-3	2-2	1	1	2	3	12	2	3	0	0	23			
22	Mady Sissoko	c	0-2	0-0	1-2	1	2	3	2	1	1	0	0	0	25			
02	Tyson Walker	g	8-14	3-6	1-2	0	3	3	0	22	5	1	0	1	34			
11	A.J. Hoggard	g	5-12	3-6	0-0	0	8	8	4	13	10	3	1	1	32			
00	Jaxon Kohler	g	0-1	0-0	0-0	0	0	0	0	0	0	0	0	0	1	9		
01	Pierre Brooks	g	1-3	1-3	0-0	0	0	3	0	3	0	1	0	0	15			
03	Jaden Atkins	g	4-7	1-2	0-0	1	4	5	3	9	2	3	0	1	22			
05	Tre Holloman	g	0-1	0-0	0-0	0	0	0	0	0	0	0	0	0	4			
15	Carson Cooper	g	0-0	0-0	0-0	0	0	0	1	0	0	0	0	0	2			
	Team					1	1	2										
	Totals		28-54	13-25	4-6	6	25	31	16	73	22	12	1	4	200			

FG % 1st Half: 13-27 48.1% 2nd half: 15-27 55.6% Game: 28-54 51.9% Deadball
3FG % 1st Half: 8-14 57.1% 2nd half: 5-11 45.5% Game: 13-25 52.0% Rebounds
FT % 1st Half: 0-0 0.0% 2nd half: 4-6 66.7% Game: 4-6 66.7% 6.1

Officials: Lamar Simpson, Mike Roberts, Pat Driscoll
Technical fouls: Villanova-None. Michigan St.-None.
Attendance: 14797
2022-23 Men's Basketball, Round: 0. Michigan St. vs Villanova. Played at Bresl

Score by periods	1st	2nd	Total
Villanova	24	47	71
Michigan St.	34	39	73

Last FG - VU 2nd-00:49, MSU 2nd-01:05.
Largest lead - VU by 3 1st-09:37, MSU by 16 2nd-09:02.
VU led for 01:07, MSU led for 35:42. Game was tied for 03:11.

Points	In	Off	2nd	Fast
VU	28	16	4	11
MSU	20	14	18	12

Score tied - 3 times.
Lead changed - 2 times.

2022-23 BOX SCORES



GAME 5

Alabama 81,
Michigan State 70

11/24/22

Moda Center
Portland, Ore.Official Basketball Box Score -- Game Totals -- Final Statistics
Alabama vs Michigan St.

11/24/22 7:30 pm at Portland, OR

Alabama 81 • 5-0,0-0 SEC

#	Player	Total		3-Ptr		Rebounds		PF	TP	A	T	Blk	Stl	Min			
		FG	FGA	FG	FGA	FT	FTA										
15	Noah Clowney	f	3	4	1-2	3-5	1	5	6	3	10	3	4	1	3	25	
24	Brandon Miller		8	19	4-7	4-5	4	5	9	3	24	0	0	2	0	35	
14	Charles Bediako		4	6	0-0	0-3	1	3	4	3	8	0	0	2	0	19	
01	Mark Sears	g	2	10	0-4	4-4	1	4	5	0	7	5	0	0	0	26	
25	Nimari Burnett	g	2	3	2-2	2-2	1	1	2	2	8	1	0	0	0	17	
00	Jaden Bradley		1	4	0-0	0-0	0	4	4	3	2	5	2	0	2	21	
03	Rylan Griffen		0	1	0-1	0-0	0	2	2	2	0	0	0	0	0	8	
04	Noah Gunley		4	8	0-4	0-4	3	3	1	2	3	1	12	2	1	25	
05	Jahvon Quinerly		4	8	1-3	1-1	1	2	3	1	10	3	3	0	0	19	
23	Nick Pringle		0	0	0-0	0-0	1	1	2	2	0	0	0	0	0	5	
	Team							0	0								
Totals			28	63	8-23	17-24	11	29	40	20	81	19	10	5	6	200	
FG % 1st Half: 16-33 48.5%		2nd half: 12-30 40.0%		Game: 28-63 44.4%		Deadball Rebounds											
3FG % 1st Half: 4-11 36.4%		2nd half: 4-12 33.3%		Game: 8-23 34.8%													
FT % 1st Half: 6-7 85.7%		2nd half: 11-17 64.7%		Game: 17-24 70.8%													

Michigan St. 70 • 3-2,0-0 Big Ten

#	Player	Total		3-Ptr		Rebounds		PF	TP	A	T	Blk	Stl	Min			
		FG	FGA	FG	FGA	FT	FTA										
10	Joey Hauser	1	6	0	2	7	8	2	3	5	2	9	1	5	1	0	28
22	Mady Sissoko	1	3	0	0	2	3	0	4	4	2	4	1	0	1	0	17
01	Pierre Brooks	2	6	1	4	0	0	4	5	9	1	5	0	1	0	0	33
02	Tyson Walker	9	22	3	4	3	4	3	4	3	21	4	0	0	2	37	
11	A.J. Hoggard	6	14	2	4	4	4	4	4	18	1	4	0	1	34	34	
00	Jaxon Kohler	3	8	0	0	0	2	4	3	7	3	6	1	0	1	0	19
05	Tre Holloman	2	3	1	1	1	2	0	2	2	3	6	1	0	0	0	15
14	Davis Smith	0	0	0	0	0	0	0	0	0	0	0	0	0	0	0	1
15	Carson Cooper	0	1	0	1	0	2	2	2	2	3	1	0	1	2	0	12
43	Jason Whitens	0	0	0	0	0	0	0	0	0	0	0	0	0	0	1	4
	Team							4	2	6							
	Totals	24	62	4	14	18	25	14	28	42	22	70	9	11	5	5	200
FG % 1st Half: 13-29 44.8%		2nd half: 11-33 33.3%		Game: 24-62 38.7%		Deadball Rebounds											
3FG % 1st Half: 0-8 0.0%		2nd half: 4-6 66.7%		Game: 4-14 28.6%													
FT % 1st Half: 11-14 78.6%		2nd half: 7-11 63.6%		Game: 18-25 72.0%													

Officials: Randy Richardson, Brent Hampton, Jeff Clark
Technical fouls: Alabama-Noah Clowney, Michigan St.-None.

Attendance: 5598

2022-23 Men's Basketball, Round: 0, Alabama vs Michigan St., Played at Moda Ce

Score by periods	1st	2nd	Total
Alabama	42	39	81
Michigan St.	37	33	70

Last FG - BAMA 2nd-02:40, MSU 2nd-01:41.
Largest lead - BAMA by 18:20-09:17, MSU by 7:15-05:41.
BAMA led for 27:55, MSU led for 09:39. Game was tied for 02:26.

Points	In	Off	2nd	Fast	Bench
BAMA	38	18	11	12	24
MSU	30	7	15	10	13

Score tied - 4 times.
Lead changed - 9 times.

GAME 6

Michigan State 74,
Oregon 70

11/25/22

Veterans Memorial Coliseum
Portland, Ore.Official Basketball Box Score -- Game Totals -- Final Statistics
Oregon vs Michigan St.

11/25/22 9:00 pm at Portland, OR

Oregon 70 • 2-4,0-0 Pac-12

#	Player	Total		3-Ptr		Rebounds				PF	TP	A	T	Blk	Stl	Min
		FG	FGA	FG	FGA	FT	FTA	Off	Def							
13	Quincy Guerrier	3	5	2-3	0-0	0	0	5	5	8	3	2	0	0	0	21
01	N'Faly Dante	2	3	0-0	0-0	0	0	1	0	1	0	4	0	1	0	7
10	Kel'el Ware	3	7	1-2	2-9	1	2	4	5	9	0	17	0	2	1	33
06	Will Richardson	10	21	4-10	4-5	1	4	5	2	28	8	2	0	2	0	40
11	Rivaldo Soares	4	9	1-3	1-1	1	5	6	4	10	0	2	0	1	0	37
12	James Cooper	0	1	0-0	0-0	0	0	0	0	0	0	0	0	0	0	3
15	Lok Wur	1	4	1-4	0-0	0	1	1	2	3	1	0	0	0	0	20
23	Gabe Reichle	0	0	0-0	0-0	0	0	0	0	3	0	1	1	0	0	20
24	Brady Parris	0	1	0-1	0-0	0	1	0	1	0	0	0	0	0	0	3
32	Nate Bittle	0	2	0-2	0-0	2	2	4	1	0	0	0	1	0	0	16
	Team							2	1	3						
	Totals	27	63	10-32	6-8	12	23	35	17	70	13	10	2	4	200	
FG % 1st Half: 12-31 38.7%		2nd half: 15-32 46.9%		Game: 27-63 42.9%		Deadball										
3FG % 1st Half: 4-16 25.0%		2nd half: 6-16 37.5%		Game: 10-32 31.3%		Rebounds										
FT % 1st Half: 2-4 50.0%		2nd half: 4-4 100.0		Game: 6-8 75.0%												

Michigan St. 74 • 4-2,0-0 Big Ten

#	Player	Total		3-Ptr		Rebounds		PF	TP	A	T	Blk	Stl	Min			
		FG	FGA	FG	FGA	FT	FTA										
10	Joey Hauser	7	11	4	8	0	0	4	6	10	4	18	3	1	0	38	
22	Mady Sissoko	2	3	0	0	2	2	3	2	5	3	6	0	0	0	20	
01	Pierre Brooks	6	16	3	11	0	0	3	3	1	15	3	1	0	1	34	
02	Tyson Walker	6	14	2	5	4	4	0	2	2	1	18	8	1	0	1	36
11	A.J. Hoggard	2	7	0	2	5	6	0	3	3	2	9	3	3	0	0	28
00	Jaxon Kohler	3	6	0	0	0	1	2	3	1	6	1	0	0	0	16	
05	Tre Holloman	0	3	0	3	0	0	0	2	2	0	2	1	1	0	18	
15	Carson Cooper	1	1	0	0	0	1	0	1	0	1	2	0	0	0	6	
43	Jason Whitens	0	0	0	0	0	1	2	3	0	0	0	0	0	0	4	
	Team							1	2	3							
Totals		27	61	9	29	11	12	11	24	35	12	74	20	8	1	2	200
FG % 1st Half: 13-32 40.6%		2nd half: 14-29 48.3%		Game: 27-61 44.3%		Deadball Rebounds											
3FG % 1st Half: 4-16 25.0%		2nd half: 5-13 38.5%		Game: 9-29 31.0%													
FT % 1st Half: 3-4 75.0%		2nd half: 8-8 100.0		Game: 11-12 91.7%													

Officials: Bart Lennox, Deldre Carr, Gerry Pollard

Technical fouls: Oregon-None, Michigan St.-None.

Attendance: 3603

2022-23 Men's Basketball, Round: 0, Michigan St. vs Oregon, Played at Veterans

Score by periods	1st	2nd	Total
Oregon	30	40	70
Michigan St.	33	41	74

Last FG - OREGON 2nd-00:10, MSU 2nd-01:28.
Largest lead - OREGON by 8:14-08:14, MSU by 7:2nd-05:06.
OREGON led for 18:43, MSU led for 17:01. Game was tied for 04:16.

Points	In	Off	2nd	Fast	Bench
MSU	20	9	13	11	8

2022-23 BOX SCORES

GAME 7

Michigan State 78, Portland 77

11/27/21

Chiles Center
Portland, Ore.

Official Basketball Box Score -- Game Totals -- Final Statistics
Portland vs Michigan St.
11/27/22 2:30 pm at Portland, OR

Portland 77 • 5-4,0-0 WCC

#	Player	F	Total			3-Ptr			Rebounds			PF	TP	A	TO	Bk	Stl	Min
			FG	FGA	FT	FTA	Off	Def	Off	Def	Total							
01	Moses Wood	f	2-8	1-6	2-2	0	2	2	2	2	7	2	0	0	0	0	0	35
12	Kristian Sjolund	f	5-7	5-6	0-0	0	0	3	0	3	0	15	3	0	1	0	21	11
44	Joey St. Pierre	c	2-5	0-0	1-1	3	0	3	3	5	0	2	0	0	1	1	2	37
02	Tyler Robertson	g	5-16	2-3	4-4	2	5	7	1	16	9	1	1	2	3	0	23	37
11	Jack Perry	g	1-6	1-5	0-0	0	2	2	0	2	0	3	2	0	0	0	23	23
03	Alden Applewhite	g	5-7	1-3	5-5	0	3	3	3	16	1	1	0	2	2	7	27	27
04	Juan Sebastian Goros	g	3-8	3-6	0-0	1	0	1	2	9	0	0	0	0	0	0	21	21
15	Chika Nduka	g	0-0	0-0	0-0	0	0	0	1	0	0	0	0	0	0	0	8	8
23	Vasilije Vucinic	g	3-4	0-0	0-0	1	1	2	1	6	0	1	1	1	0	1	17	17
Team							1	2	3									
Totals			26-61	13-29	12-12	8	18	26	13	77	17	5	3	4	200			

FG % 1st Half: 16-35 45.7% 2nd half: 10-26 38.5% Game: 26-61 42.6%
3FG % 1st Half: 9-19 47.4% 2nd half: 4-10 40.0% Game: 13-29 44.8%
FT % 1st Half: 1-1 100.0 2nd half: 11-11 100.0 Game: 12-12 100.0

Michigan St. 78 • 5-2,0-0 Big Ten

#	Player	F	Total			3-Ptr			Rebounds			PF	TP	A	TO	Bk	Stl	Min
			FG	FGA	FT	FTA	Off	Def	Total									
10	Joey Hauser	f	5-11	2-4	2-2	2	5	7	2	14	4	3	0	0	24			36
22	Mady Sissoko	c	4-5	0-0	3-3	1	3	4	4	11	1	0	2	0	0	2	0	26
01	Pierre Brooks	g	5-7	4-4	1-2	2	1	3	0	15	1	0	0	0	30			30
02	Tyson Walker	g	7-15	2-4	0-0	1	4	5	1	16	1	0	0	0	36			36
11	A.J. Hoggard	g	5-11	0-2	2-4	0	3	3	12	9	5	0	1	33			33	
00	Jaxon Kohler	g	0-4	0-0	0-0	1	1	2	2	0	0	0	1	0	10			10
05	Tre Holloman	g	1-1	0-0	0-0	0	1	1	1	2	0	0	0	0	8			8
45	Carson Cooper	g	2-3	0-0	0-0	0	0	0	0	4	0	0	0	0	6			6
43	Jason Whitens	g	2-2	0-0	0-0	2	0	2	1	4	1	0	0	0	17			17
Team							1	7	8									
Totals			31-59	8-14	8-11	10	25	35	14	78	17	8	3	1	200			
FG % 1st Half: 14-29 48.3% 2nd half: 17-30 56.7% Game: 31-59 52.5%																		
3PG % 1st Half: 4-9 44.4% 2nd half: 4-8 50.0% Game: 8-14 57.1%																		
Rebounds 1st Half: 2-4 50.0% 2nd half: 1-2 50.0% Game: 1-2 50.0%																		
Deadball Rebounds 2-4 50.0% 2nd half: 1-2 50.0% Game: 1-2 50.0%																		

FG % 1st Half: 14-29 48.3% 2nd half: 17-30 56.7% Game: 31-59 52.5%
3FG % 1st Half: 4-6 66.7% 2nd half: 4-8 50.0% Game: 8-14 57.1%
FT % 1st Half: 2-4 50.0% 2nd half: 6-7 85.7% Game: 8-11 72.7%

Officials: Scott Brown, Justin Porterfield, Jeff Clark
Technical fouls: Portland-None. Michigan St.-None.
Attendance: 2022-23 Men's Basketball. Round: 0. Michigan St. vs Portland. Played at Chiles

Score by periods	1st	2nd	Total
Portland	42	35	77
Michigan St.	34	44	78

Last FG - UP 2nd-00:43, MSU 2nd-01:18.
Largest lead - UP by 10 1st-00:37, MSU by 12 2nd-03:32.
UP led for 12:58, MSU led for 25:35. Game was tied for 01:27.

	In	Off	2nd	Fast	
Points	Paint	T/O	Chance	Break	Bench
UP	20	15	5	14	31
MSU	42	8	17	4	10

Score tied - 5 times.
Lead changed - 5 times.

Score tied - 5 times.
Lead changed - 5 times.

GAME 8

Notre Dame 70, Michigan State 52

11/30/22

Joyce Center
South Bend, Ind.

Official Basketball Box Score -- Game Totals -- Final Statistics
Michigan St. vs Notre Dame
11/30/22 9:15 pm at Notre Dame, IN

Michigan St. 52 • 5-3,0-0 Big Ten

#	Player	F	Total			3-Ptr			Rebounds			PF	TP	A	TO	Bk	Stl	Min
			FG	FGA	FT	FTA	Off	Def	Off	Def	Total							
10	Joey Hauser	f	6-13	0-1	0-0	0	7	7	0	12	1	0	0	1	36			36
22	Mady Sissoko	c	2-5	0-0	0-0	2	6	8	2	4	1	1	0	0	22			22
01	Pierre Brooks	g	1-4	1-3	0-0	0	3	3	1	3	0	0	0	0	29			29
02	Tyson Walker	g	4-13	2-4	2-2	0	4	4	2	12	2	2	0	2	37			37
11	A.J. Hoggard	g	5-13	1-4	4-4	0	3	3	4	15	3	2	0	3	33			33
00	Jaxon Kohler	g	1-2	0-0	0-0	0	1	1	1	2	0	1	0	0	7			7
05	Tre Holloman	g	1-2	0-0	0-0	0	1	1	1	2	1	0	0	0	11			11
14	Davis Smith	g	0-0	0-0	0-0	0	0	0	0	0	0	0	0	0	3			3
15	Carson Cooper	g	1-2	0-0	0-0	0	0	0	1	2	0	0	0	0	1	8		8
43	Jason Whitens	g	0-0	0-0	0-0	0	1	1	0	0	0	0	0	0	14			14
Team							1	0	1									
Totals			21-54	4-12	6-6	3	26	29	12	52	8	8	2	4	200			

FG % 1st Half: 10-27 37.0% 2nd half: 11-27 40.7% Game: 21-54 38.9%
3FG % 1st Half: 2-7 28.6% 2nd half: 2-5 40.0% Game: 4-12 33.3%
FT % 1st Half: 2-2 100.0 2nd half: 4-4 100.0 Game: 6-6 100.0

Notre Dame 70 • 6-1,0-0 ACC

#	Player	F	Total			3-Ptr			Rebounds			PF	TP	A	TO	Bk	Stl	Min
			FG	FGA	FT	FTA	Off	Def	Off	Def	Total							
14	Nate Laszewski	f	4-9	1-4	0-0	1	7	8	2	9	2	0	0	1	39			39
01	JJ Starling	g	6-14	0-7	2-3	1	3	4	1	14	2	0	2	1	32			32
03	Trey Wertz	g	2-6	2-4	2-2	0	4	4	2	8	7	3	0	0	39			39
05	Cormac Ryan	g	8-11	6-7	1-2	0	3	3	23	0	2	0	0	0	40			40
23	Dane Goodwin	g	5-9	2-4	0-0	0	5	5	2	12	1	0	1	0	36			36
02	Ven-Allen Lubin	g	2-5	0-0	0-1	1	3	4	2	4	1	1	0	0	14			14
Team							1	1	2									
Totals			27-54	11-26	5-8	4	26	30	12	70	13	6	3	2	200			

FG % 1st Half: 16-29 55.2% 2nd half: 11-25 44.0% Game: 27-54 50.0%
3FG % 1st Half: 8-13 61.5% 2nd half: 3-13 23.1% Game: 11-26 42.3%
FT % 1st Half: 2-5 40.0% 2nd half: 3-3 100.0 Game: 5-8 62.5%

Officials: Tony Henderson, Lee Cassell, Ted Valentine
Technical fouls: Michigan St.-None. Notre Dame-None.
Attendance: 7854
2022-23 Men's Basketball. Round: 0. Michigan St. vs Notre Dame. Played at Purc

Score by periods	1st	2nd	Total
Michigan St.	24	28	52
Notre Dame	42	28	70

	In	Off	2nd	Fast	
Points	Paint	T/O	Chance	Break	Bench
MSU	26	6	4	4	6
ND	26	10	0	5	4

Last FG - MSU 2nd-00:28, ND 2nd-01:08.
Largest lead - MSU by 2 1st-18:15, ND by 23 1st-04:33.
MSU led for 00:07, ND led for 36:33. Game was tied for 03:09.

Score tied - 1 time.
Lead changed - 1 time.

2022-23 BOX SCORES

GAME 9

Northwestern 70,
Michigan State 63

12/4/22

Breslin Center
East Lansing, Mich.Official Basketball Box Score -- Game Totals -- Final Statistics
Northwestern vs Michigan St.
12/04/22 7:00 pm at East Lansing, MI

Northwestern 70 • 6-2,1-0 Big Ten

#	Player	Total		3-Ptr		Rebounds		PF	TP	A	T	Blk	Stl	Min
		FG	FGA	FG	FGA	FT	FTA							
10	Tyudus Verhoeven	f	1-1	0-0	1-2	1	2	3	3	3	1	0	1	0
31	Robbie Beran	f	0-4	0-2	5-6	1	6	7	1	5	0	1	0	20
00	Boo Buie	f	6-14	1-3	7-7	0	5	5	3	20	3	4	0	1
01	Chase Audige	g	5-12	3-6	2-2	0	3	3	15	1	2	0	0	4
03	Ty Berry	g	4-9	3-8	0	0	5	5	0	11	0	1	0	3
05	Julian Roper II	g	3-4	0-1	1-1	1	2	3	1	7	2	0	2	1
12	Brooks Barnhizer	g	0-1	0-1	2-2	0	0	0	2	2	1	2	1	0
33	Luke Hunger	g	0-0	0-0	0-0	0	0	0	0	0	0	0	0	1
34	Matthew Nicholson	g	2-4	0-0	3-4	2	2	4	2	7	0	1	1	1
53	Roy Dixon III	g	0-0	0-0	0-0	0	0	0	0	0	0	0	0	0
Team														
Totals		21-49	7-23	21-24	6	25	31	15	70	8	12	5	10	200

FG % 1st Half: 11-22 50.0% 2nd half: 10-27 37.0% Game: 21-49 42.9% Deadball Rebounds 3
 3FG % 1st Half: 4-11 36.4% 2nd half: 3-12 25.0% Game: 7-23 30.4%
 FT % 1st Half: 12-14 85.7% 2nd half: 9-10 90.0% Game: 21-24 87.5%

Michigan St. 63 • 5-4,0-1 Big Ten

#	Player	Total		3-Ptr		Rebounds		PF	TP	A	T	Blk	Stl	Min
		FG	FGA	FG	FGA	FT	FTA							
10	Joey Hauser	f	3-12	2-6	2-2	1	7	8	3	10	3	2	0	38
22	Mady Sissoko	c	3-3	0-0	6-8	2	3	5	2	12	0	2	2	0
31	Pierre Brooks	g	3-10	3-7	0-0	0	2	2	0	9	1	2	0	29
02	Tyson Walker	g	4-6	1-1	0-0	0	1	1	0	9	2	2	1	2
03	Jaden Akins	g	1-6	1-5	0-0	0	1	1	0	3	2	0	1	2
00	Jaxon Kohler	g	2-3	0-0	0-0	2	2	4	1	4	0	1	0	13
05	Tre Holloman	g	0-0	0-0	0-0	0	0	0	0	0	0	0	0	10
11	A.J. Hoggard	g	5-13	1-3	1-1	1	5	6	12	6	2	0	3	31
15	Carson Cooper	g	2-2	0-0	0-0	0	0	0	2	4	0	0	0	3
43	Jason Whitens	g	0-0	0-0	0-0	0	0	0	1	0	0	1	0	3
Team														
Totals		23-55	8-22	9-12	8	22	30	17	63	16	13	4	7	200

FG % 1st Half: 13-28 46.4% 2nd half: 10-27 37.0% Game: 23-55 41.8% Deadball Rebounds 2
 3FG % 1st Half: 5-9 55.6% 2nd half: 3-13 23.1% Game: 8-22 36.4%
 FT % 1st Half: 6-7 85.7% 2nd half: 3-5 60.0% Game: 9-12 75.0%

Officials: Don Dally, Terry Olesky, Paul Szec
 Technical fouls: Northwestern-None, Michigan St.-None.
 Attendance: 14797

2022-23 Men's Basketball. Round: 0. Michigan St. vs Northwestern. Played at Br

Score by periods	1st	2nd	Total
Northwestern	38	32	70
Michigan St.	37	26	63

Last FG - NU 2nd-00:25, MSU 2nd-00:46.

Largest lead - NU by 9 2nd-11:26, MSU by 7 1st-12:44.

NU led for 23:18. MSU led for 15:04. Game was tied for 01:38.

Points	In	Off	2nd	Fast	Bench
NU	24	13	1	15	16
MSU	22	10	8	9	20

Score tied - 3 times.
 Lead changed - 3 times.

GAME 10

Michigan State 67,
Penn State 58

12/7/22

Bryce Jordan Center
University Park, Pa.Official Basketball Box Score -- Game Totals -- Final Statistics
Michigan St. vs Penn St.
12/07/22 6:30 pm at State College, PA

Michigan St. 67 • 6-4,1-1 Big Ten

#	Player	Total		3-Ptr		Rebounds		PF	TP	A	T	Blk	Stl	Min
		FG	FGA	FG	FGA	FT	FTA							
10	Joey Hauser	f	5-10	0-2	2-2	2	13	15	2	12	3	2	1	35
22	Mady Sissoko	c	0-1	0-0	0-0	1	4	5	2	0	1	2	0	18
02	Tyson Walker	g	6-15	2-4	0-1	1	0	1	3	14	3	0	0	37
03	Jaden Akins	g	2-6	2-3	1-2	0	6	6	4	7	0	2	0	1
11	A.J. Hoggard	g	8-16	1-2	6-6	0	6	6	2	23	2	1	0	34
00	Jaxon Kohler	g	3-6	0-0	0-0	0	0	0	1	6	1	0	1	12
01	Pierre Brooks	g	2-6	1-3	0-0	0	4	4	0	5	1	0	0	25
05	Tre Holloman	g	0-0	0-0	0-0	0	1	1	0	0	2	0	0	10
15	Carson Cooper	g	0-0	0-0	0-0	0	0	0	0	0	0	0	0	1
43	Jason Whitens	g	0-0	0-0	0-0	0	0	0	0	0	0	0	0	7
Team														
Totals		26-60	6-14	9-11	6	34	40	14	67	13	9	3	2	200

FG % 1st Half: 15-31 48.4% 2nd half: 11-29 37.9% Game: 26-60 43.3% Deadball Rebounds 1
 3FG % 1st Half: 3-6 50.0% 2nd half: 3-8 37.5% Game: 6-14 42.9%
 FT % 1st Half: 2-2 100.0 2nd half: 7-9 77.8% Game: 9-11 81.8%

Penn St. 58 • 6-3,0-1 Big Ten

#	Player	Total		3-Ptr		Rebounds		PF	TP	A	T	Blk	Stl	Min
		FG	FGA	FG	FGA	FT	FTA							
01	Seth Lundy	f	5-11	2-6	4-6	1	3	4	4	16	0	2	2	13
03	Kebba Njie	f	1-5	0-0	0-2	2	4	6	2	2	0	1	0	18
10	Andrew Funk	g	1-4	0-3	0-0	1	1	2	0	2	1	1	0	29
11	Carmon Wyrster	g	3-8	2-4	2-2	0	1	1	0	10	0	0	0	31
22	Jalen Pickett	g	5-14	1-5	2-2	1	16	17	2	13	8	3	1	28
02	Myles Dread	g	2-4	2-4	3-4	0	1	1	3	9	1	0	0	22
04	Caleb Dorsey	g	2-5	1-2	1-2	0	2	2	1	6	0	2	0	14
12	Evan Mahaffey	g	0-1	0-0	0-0	0	0	0	2	0	0	0	0	7
23	Dallion Johnson	g	0-3	0-3	0-0	0	0	0	1	0	1	0	0	8
Team														
Totals		19-55	8-27	12-18	5	29	34	15	58	11	9	4	4	200

FG % 1st Half: 11-29 37.9% 2nd half: 8-26 30.8% Game: 19-55 34.5% Deadball Rebounds 3
 3FG % 1st Half: 7-18 38.9% 2nd half: 1-9 11.1% Game: 8-27 29.6%
 FT % 1st Half: 6-7 85.7% 2nd half: 11-11 54.5% Game: 12-18 66.7%

Officials: Eric Curry, Larry Scrotto, Brian Dorsey
 Technical fouls: Michigan St.-None, Penn St.-None.
 Attendance: 8302

2022-23 Men's Basketball. Round: 0. Michigan St. vs Penn St.. Played at Bryce

Score by periods	1st	2nd	Total
Michigan St.	35	32	67
Penn St.	33	25	58

Last FG - MSU 2nd-02:22, PSU 2nd-02:47.

Largest lead - MSU by 9 2nd-00:34, PSU by 10 1st-12:31.

MSU led for 14:54. PSU led for 20:52. Game was tied for 04:14.

Points	In	Off	2nd	Fast	Bench
MSU	22	9	5	8	11
PSU	22	9	2	15	15

Score tied - 4 times.
 Lead changed - 12 times.

2022-23 BOX SCORES

GAME 11

Michigan State 68,
Brown 50

12/10/22

Breslin Center
East Lansing, Mich.Official Basketball Box Score -- Game Totals -- Final Statistics
Brown vs Michigan St.
12/10/22 4:30 pm at East Lansing, MI

Brown 50 • 6-5,0-0 Ivy League

#	Player		Total		3-Ptr		Rebounds			PF	TP	A	T	Blk	Stl	Min	
			FG	FGA	FT	FTA	Off	Def	Tot								
15	Kalu Anya	f	3-7	1-1	0-0	0	0	0	2	2	7	0	0	0	0	27	
31	Nana Owusu-Anane	f	1-6	0-0	0-0	0	0	0	0	2	2	2	1	1	1	21	
00	Paxson Wojcik	g	3-11	1-6	3-4	3	10	13	0	10	10	4	1	0	1	36	
01	Dan Friday	g	2-10	0-2	0-0	2	3	5	4	4	4	3	1	0	1	25	
10	Kino Lilly Jr.	g	1-7	1-4	1-4	1	2	3	0	3	3	3	1	0	1	34	
02	Felix Kizman	g	0-1	0-1	0-0	0	0	0	0	0	0	3	0	0	0	3	
03	Perry Cowan	g	1-2	0-1	0-0	0	2	2	0	2	2	0	0	1	0	11	
04	Lyndel Eroid	g	1-2	1-2	0-0	0	1	1	0	3	0	0	0	0	0	2	
05	Sam Kiores	g	0-0	0-0	0-0	0	1	1	0	0	0	0	0	0	0	2	
11	Malachi Ndur	g	4-7	0-2	2-5	2	2	4	2	10	0	1	0	1	0	17	
21	Aaron Cooley	g	2-5	0-1	1-1	0	0	0	1	5	1	1	2	0	0	18	
22	Landon Lewis	g	1-1	0-0	0-0	0	0	0	0	0	0	0	0	0	0	2	
33	AJ Lesburn Jr.	g	1-1	0-0	0-0	1	0	1	0	2	2	0	0	0	0	2	
Team																	
Totals			20-60	4-20	6-10	11	25	36	11	50	16	9	3	4	200	Deadball Rebounds 2	

FG % 1st Half: 7-30 23.3% 2nd half: 13-30 43.3% Game: 20-60 33.3%
 3FG % 1st Half: 3-11 27.3% 2nd half: 1-9 11.1% Game: 4-20 20.0%
 FT % 1st Half: 1-4 25.0% 2nd half: 5-6 83.3% Game: 6-10 60.0%

Michigan St. 68 • 7-4,1-1 Big Ten

#	Player		Total			3-Ptr			Rebounds			PF	TP	A	T	Blk	Stl	Min
			FG	FGA	FT	FGA	FT	FTA	Off	Def	Tot							
10	Joey Hauser	f	9-13	2-4	2-2	3	2	5	0	22	4	2	0	0	0	0	0	33
22	Mady Sissoko	c	0-3	0-0	0-0	0	0	7	7	1	0	2	0	1	1	1	1	19
02	Tyson Walker	g	4-8	2-5	0-0	0	2	2	3	10	0	1	0	0	0	0	0	22
03	Jaden Akins	g	3-7	3-5	0-0	1	2	3	0	9	2	1	0	0	2	2	2	21
11	A.J. Hoggard	g	6-12	1-4	4-4	0	4	4	2	17	4	1	1	0	0	0	25	16
00	Jaxon Kohler	g	1-4	0-0	0-0	0	2	5	7	1	2	1	1	2	0	1	0	20
01	Pierre Brooks	g	2-9	0-1	0-0	3	3	6	2	4	2	0	0	0	0	0	1	20
05	Tre Holloman	g	0-2	0-1	0-0	0	0	2	2	0	6	0	0	0	0	0	0	18
13	Steven Izzo	g	0-0	0-0	0-0	0	0	0	0	0	0	0	0	0	0	0	0	2
14	Davis Smith	g	1-3	0-1	0-0	1	0	1	2	2	0	0	0	0	0	0	0	8
15	Carson Cooper	g	1-1	0-0	0-0	0	0	0	1	2	0	0	0	0	0	0	0	1
20	Nick Sanders	g	0-1	0-0	0-0	0	0	0	0	0	0	0	0	0	0	0	0	2
43	Jason Whitens	g	0-1	0-1	0-0	0	0	0	0	0	0	0	0	0	0	0	1	6
Team																		
Totals			27-64	8-22	6-6	12	31	43	14	68	21	6	4	6	200	Deadball Rebounds 0		

FG % 1st Half: 12-31 38.7% 2nd half: 15-33 45.5% Game: 27-64 42.2%
 3FG % 1st Half: 4-13 30.8% 2nd half: 4-9 44.4% Game: 8-22 36.4%
 FT % 1st Half: 4-4 100.0 2nd half: 2-2 100.0 Game: 6-6 100.0

Officials: Michael Kitts Jr., Lewis Garrison, Bill Ek
 Technical fouls: Brown-None, Michigan St.-None.
 Attendance: 14797
 2022-23 Men's Basketball, Round: 0, Brown vs Michigan St., Played at Breslin E

Score by periods	1st	2nd	Total
Brown	18	32	50
Michigan St.	32	36	68

Official Basketball Box Score -- Game Totals -- Final Statistics
Oakland vs Michigan St.
12/21/22 6:30 pm at East Lansing, MI

Oakland 54 • 2-11,0-2 Horizon

#	Player		Total		3-Ptr		Rebounds			PF	TP	A	To	Blk	Stl	Min	
			FG	FGA	FT	FGA	FT	FTA	Off								Def
01	Keaton Hervey	f	4-12	2-3	6-6	3	5	8	2	16	0	0	0	0	0	35	
02	Will Shepherd	f	1-2	0-1	0-0	2	1	3	2	2	2	1	0	0	0	9	
04	Trey Townsend	g	6-19	1-3	1-2	1	3	4	2	14	2	0	1	0	0	38	
05	Rocket Watts	g	2-8	0-2	0-1	0	1	1	0	4	1	5	0	1	1	27	
11	Blake Lampman	g	4-13	3-12	0-2	1	2	3	1	11	2	1	1	5	39		
00	Lorne Bowman II	g	0-0	0-0	0-0	0	1	1	0	0	0	0	0	0	0	1	
13	Osei Price	g	1-1	1-1	0-0	0	1	1	4	3	1	0	1	0	1	16	
14	Brody Parker	g	0-4	0-2	0-0	0	0	0	2	0	2	1	0	0	1	9	
23	Chris Conway	g	2-3	0-0	0-0	2	4	6	5	4	1	0	0	0	0	24	
24	Darius Sherman	g	0-1	0-1	0-0	0	0	0	0	0	0	0	0	0	0	1	
44	Chuoel Deng	g	0-0	0-0	0-0	0	0	0	0	0	0	0	0	0	0	1	
Team																	
Totals			20-63	7-25	7-11	12	21	33	18	54	10	8	3	7	200	Deadball Rebounds 2	

FG % 1st Half: 10-33 30.3% 2nd half: 10-30 33.3% Game: 20-63 31.7%
 3FG % 1st Half: 2-12 16.7% 2nd half: 5-13 38.5% Game: 7-25 28.0%
 FT % 1st Half: 2-4 50.0% 2nd half: 5-7 71.4% Game: 7-11 63.6%

Michigan St. 67 • 8-4,1-1 Big Ten

#	Player		Total		3-Ptr		Rebounds			PF	TP	A	To	Blk	Stl	Min	
			FG	FGA	FG	FGA	FT	FTA	Off								Def
10	Joey Hauser	f	6-9	4-5	0-0	1	3	4	3	16	4	4	0	1	0	28	
22	Mady Sissoko	c	3-4	0-0	3-4	3	9	12	2	9	0	3	2	1	1	23	
02	Tyson Walker	g	5-13	3-8	0-0	0	3	3	2	13	3	0	1	0	1	26	
03	Jaden Akins	g	5-8	3-4	2-2	0	4	4	4	15	1	2	0	1	1	25	
11	A.J. Hoggard	g	3-7	0-2	2-4	1	3	4	2	8	1	1	1	1	1	26	
00	Jaxon Kohler	g	2-5	0-0	0-2	2	3	5	2	4	0	1	1	0	1	14	
01	Pierre Brooks	g	0-1	0-1	0-2	1	0	1	0	0	0	1	0	1	0	12	
05	Tre Holloman	g	0-1	0-1	0-2	0	3	3	1	4	3	1	1	0	1	17	
13	Steven Izzo	g	0-0	0-0	0-0	0	1	1	0	0	0	0	0	0	0	1	
14	Davis Smith	g	0-0	0-0	0-0	0	0	0	0	0	0	0	0	0	0	1	
15	Carson Cooper	g	0-1	0-0	0-0	0	1	1	0	0	0	0	0	0	0	5	
20	Nick Sanders	g	0-0	0-0	0-0	0	0	0	0	0	0	0	0	0	0	1	
43	Jason Whitens	g	1-2	0-1	0-0	0	1	1	0	2	0	0	0	0	0	11	
Team																	
Totals			25-51	10-22	7-16	9	32	41	16	67	19	16	6	5	200	Deadball Rebounds 5,1	

FG % 1st Half: 12-27 44.4% 2nd half: 13-24 54.2% Game: 25-51 49.0%
 3FG % 1st Half: 4-11 36.4% 2nd half: 6-11 54.5% Game: 10-22 45.5%
 FT % 1st Half: 1-3 33.3% 2nd half: 6-13 46.2% Game: 7-16 43.8%

Officials: John Gaffney, D.J. Carstensen, Brian Dorsey
 Technical fouls: Oakland-None, Michigan St.-TEAM.
 Attendance: 14797
 2022-23 Men's Basketball, Round: 0, Michigan St. vs Oakland, Played at Breslin

Score by periods	1st	2nd	Total
Oakland	24	30	54
Michigan St.	29	38	67

Last FG - OAK 2nd-02:17, MSU 2nd-00:59,
 Largest lead - OAK by 5 1st-11:52, MSU by 23 2nd-15:34.
 Score tied - 1 time,
 Lead changed - 2 times.

2022-23 BOX SCORES

GAME 13

Michigan State 89,
Buffalo 68

12/30/22

Breslin Center
East Lansing, Mich.Official Basketball Box Score -- Game Totals -- Final Statistics
Buffalo vs Michigan St.
12/30/22 6:00 pm at East Lansing, MI

Buffalo 68 • 6-7,0-0 MAC

#	Player	Total		3-Ptr		Rebounds		PF	TP	A	TO	Blk	Stl	Min		
		FG	FGA	FG	FGA	FT	FTA									
01	LaQuill Hardnett	f	6-8	0-0	0-0	0	2	5	7	12	0	1	1	1	22	
23	Isaiah Adams	f	11-11	3-6	0-0	0	6	6	2	15	1	4	0	1	37	
31	Isaac Jack	f	2-6	0-0	0-0	0	1	0	4	2	4	0	0	0	15	
02	Curtis Jones	g	4-13	2-3	2-2	1	2	3	2	12	3	0	1	1	36	
04	Armoni Foster	g	4-11	0-3	2-4	0	0	0	3	10	5	4	0	1	25	
06	Kanye Jones	f	1-2	0-0	0-0	0	0	0	2	0	0	0	0	3		
08	Kidreil Blocker	f	0-4	0-2	0-0	0	2	2	0	1	2	1	0	0	20	
05	Zaakir Williamson	f	0-0	0-0	0-0	0	1	1	0	0	0	0	0	0	2	
10	Devin Ceaser	f	1-4	0-1	2-2	1	1	2	0	4	0	0	0	1	6	
11	Kuoliel Mading	f	3-4	0-1	1-1	0	1	1	7	0	0	2	0	1	12	
24	Jonnivius Smith	f	1-3	0-0	0-1	3	5	4	2	1	3	1	0	0	22	
Team							1	2	4							
Totals			28-66	5-16	7-10	10	24	34	23	68	11	14	7	4	200	
FG % 1st Half:		12-34	35.3%	2nd half:		16-32	50.0%	Game:		28-66	42.4%	Deadball				
3FG % 1st Half:		3-10	30.0%	2nd half:		2-6	33.3%	Game:		5-16	31.3%	Rebounds				
FT % 1st Half:		3-4	75.0%	2nd half:		4-6	66.7%	Game:		7-10	70.0%					

Michigan St. 89 • 9-4,1-1 Big Ten

#	Player		Total	3-Ptr	Rebounds											
			FG	FGA	FT	FTA	Off	Def	PF	TP	A	TO	Blk	Stl	Min	
10	Joey Hauser	f	5	9	1-4	3-4	3	9	12	1	14	6	1	0	1	31
22	Madry Sissoko	c	3-5	0-0	0-3	1	8	9	2	6	1	2	0	0	0	22
02	Tyson Walker	f	2-8	0-4	3-4	0	2	2	7	1	2	0	0	0	1	23
03	Jaden Atkins	g	5	8	3-3	0-0	1	2	3	1	13	0	1	1	1	23
11	A.J. Hogard	g	4-8	0-1	3-4	0	2	2	2	11	10	2	0	0	1	28
00	Jaxon Kohler	c	3-5	0-0	1-2	2-4	0	2	0	7	0	1	1	0	0	11
01	Pierre Brooks	f	2-4	1-2	4-4	0	2	0	0	8	1	0	1	0	0	18
05	Tre Holloman	f	1-3	1-2	4-4	0-0	0	0	0	1	7	2	0	0	0	17
13	Steven Izzo	c	0-0	0-0	0-0	0-0	0	0	0	0	0	0	0	0	0	3
14	Davis Smith	f	0-1	0-0	0-0	0-0	0	0	0	0	0	0	0	0	0	3
15	Carson Cooper	f	1-2	0-0	1-2	0-1	1	1	0	3	0	0	0	0	0	6
20	Nick Sanders	c	0-1	0-1	0-0	0-0	0	0	0	0	0	0	0	0	0	1
25	Malik Hall	g	3-4	2-2	3-4	0-0	0	0	0	0	0	0	0	0	0	13
43	Jason Whitens	f	1-1	0-0	0-0	0-0	0	0	0	2	0	0	0	0	0	3
Team							1	3	4							
Totals			30-59	8-19	21-30	8	31	39	13	89	21	10	3	6	200	
FG % 1st Half: 14-30			46.7%	2nd half: 16-29			55.2%	Game: 30-59			50.8%	Deadball				
3FG % 1st Half: 1-2			41.7%	2nd half: 3-7			42.9%	Game: 8-19			42.1%	Rebounds				
FT % 1st Half: 8-12			66.7%	2nd half: 13-18			72.2%	Game: 21-30			70.0%					

Officials: Rob Kueneman, Owen Shortt, D.J. Carstensen

Technical fouls: Buffalo-None. Michigan St.-None.

Attendance: 14797

2022-23 Men's Basketball. Round: 0. Buffalo vs Michigan St.. Played at Breslin

Score by periods	1st	2nd	Total
Buffalo	30	38	68
Michigan St.	41	48	89

Points	In	Off	2nd	Fast	Bench
UB	44	13	9	6	1
MSU	38	18	13	16	38

Official Basketball Box Score -- Game Totals -- Final Statistics
Nebraska vs Michigan St.
01/03/23 7:00 pm at East Lansing, MI

Nebraska 56 • 8-7,1-3 Big Ten

#	Player	Total		3-Ptr		Rebounds					PF	TP	A	TO	Blk	Stl	Min
		FG	FGA	FG	FGA	FT	FTA	Off	Def								
04	Juwan Gary	2	6	0	2	0	0	1	0	3	2	4	0	0	2	0	29
13	Derrick Walker	7	13	0	0	1	8	2	7	9	1	15	3	3	1	1	29
00	C.J. Wilcher	2	9	1	4	1	2	3	3	6	2	0	0	0	0	0	28
05	Sam Griesel	4	7	0	0	2	4	0	3	3	1	10	3	2	0	2	33
25	Emmanuel Bandomel	1	6	0	4	0	1	5	6	2	2	1	1	0	1	2	19
01	Sam Holberg	0	0	0	0	3	4	0	0	1	3	0	0	0	0	0	2
10	Jamarques Lawrence	0	0	0	0	0	0	0	0	0	0	1	1	0	0	0	6
12	Denim Dawson	1	1	0	0	0	1	1	1	1	2	0	0	0	0	1	10
24	Jeff Grace	0	0	0	0	0	0	0	0	0	0	0	0	0	0	0	2
30	Keisei Tomiwa	1	4	0	3	0	0	0	0	0	2	0	1	0	0	0	12
32	Wilhelm Breidenbach	4	8	1	3	1	2	2	4	3	10	0	0	0	0	0	19
33	Oleg Kojenets	1	1	0	0	0	0	0	0	0	0	2	0	0	0	0	1
Team								1		2							
Totals		23	55	2	16	8	20	8	21	29	14	56	10	9	3	5	200
FG % 1st Half:		8-29	27.6%	2nd half:		15-26	57.7%	Game:		23-55	41.8%	Deadball					
3FG % 1st Half:		1-11	9.1%	2nd half:		1-5	20.0%	Game:		2-16	12.5%	Rebounds					
FT % 1st Half:		0-2	0.0%	2nd half:		8-18	44.4%	Game:		8-20	40.0%						

Michigan St. 74 • 10-4,2-1 Big Ten

#	Player	Total		3-Ptr		Rebounds		PF	TP	A	TO	Blk	Stl	Min			
		FG	FGA	FG	FGA	FT	FTA										
10	Joey Hauser	4	10	2	7	0	2	8	10	0	10	4	1	0	3	30	
22	Madly Sissoko	2	2	0	0	1	1	5	10	5	5	0	2	3	0	21	
02	Tyson Walker	9	15	3	6	0	0	2	2	2	21	3	0	1	0	31	
03	Jaden Atkins	4	12	1	5	0	0	5	5	0	9	3	3	0	1	29	
11	A.J. Hogard	1	6	0	1	2	2	0	3	2	4	9	1	1	0	30	
00	Jaxon Kohler	5	5	0	0	1	1	2	3	2	10	1	1	0	1	15	
01	Pierre Brooks	3	5	2	3	0	0	2	2	3	8	1	0	0	0	10	
05	Tre Holloman	1	2	0	0	0	0	0	0	0	1	2	0	0	1	7	
13	Steven Izzo	0	2	0	1	0	1	0	1	1	0	0	0	0	0	3	
14	Davis Smith	0	0	0	0	0	0	0	0	0	0	0	0	0	0	2	
15	Carson Cooper	0	0	0	0	0	0	0	0	0	1	0	0	0	0	2	
20	Nick Sanders	0	0	0	0	0	0	0	0	0	0	0	0	0	0	0	
25	Malik Hall	2	6	0	2	1	2	2	4	5	2	1	0	0	0	18	
43	Jason Whitens	0	0	0	0	0	0	0	0	0	0	0	0	0	0	2	
Team																	
Totals		31	65	8	25	4	6	14	32	46	17	74	24	9	4	7	200
FG % 1st Half:		17-34	50.0%	2nd half:		14-31	45.2%	Game:		31-65	47.7%					Deadball	
3FG % 1st Half:		5-12	41.7%	2nd half:		3-13	23.1%	Game:		8-25	32.0%					Rebounds	
FT % 1st Half:		0-0	0.0%	2nd half:		4-6	66.7%	Game:		4-6	66.7%						

2022-23 BOX SCORES

GAME 15

Michigan State 59,
Michigan 53

1/7/23

Breslin Center
East Lansing, Mich.

Official Basketball Box Score -- Game Totals -- Final Statistics
Michigan vs Michigan St.
01/07/23 2:30 pm at East Lansing, MI

Michigan 53 • 9-6,3-1 Big Ten

#	Player	Pos	Total		3-Pr		Reb		Off	Def	TP	F	T	A	TO	Bk	Stl	Min
			FG	FGA	FG	FGA	FT	FTA										
05	Terrance Williams II	f	1-4	0-2	1-2	0	4	4	2	3	1	2	1	0	31			
01	Hunter Dickinson	c	8-16	1-3	1-2	2	5	7	2	18	0	1	1	1	30			
00	Dug McDaniel	g	0-4	0-1	0-0	0	4	4	3	0	4	3	0	1	26			
02	Kobe Burkin	g	4-11	0-3	7-8	0	2	2	2	15	1	1	1	3	37			
13	Jett Howard	g	3-8	2-6	2-2	0	3	3	2	10	2	2	0	1	27			
11	Isaiah Barnes		0-1	0-1	0-0	0	2	2	1	0	0	0	0	1	14			
15	Joey Baker		0-5	0-3	0-0	0	5	5	1	0	0	0	0	0	14			
25	Jace Howard		0-1	0-0	0-0	0	0	1	1	2	0	0	0	0	5			
32	Tarris Reed Jr.		2-3	0-0	1-1	0	1	1	2	5	0	0	0	0	11			
42	Will Tschetter		1-2	0-1	0-1	0	0	0	1	2	0	0	0	0	5			
Totals			19-55	3-20	12-16	5	29	34	18	53	8	10	4	5	200			

FG % 1st Half: 7-26 26.9% 2nd half: 12-29 41.4% Game: 19-55 34.5% Deadball Rebounds 4.1
3FG % 1st Half: 1-9 11.1% 2nd half: 2-11 18.2% Game: 3-20 15.0%
FT % 1st Half: 3-3 100.0 2nd half: 9-13 69.2% Game: 12-16 75.0%

Michigan St. 59 • 11-4,3-1 Big Ten

#	Player	Total		3-Ptr		Rebounds		PF	TP	A	TO	Bk	Stl	Min	
		FG	FGA	FG	FGA	FT	FTA								Off
10	Joey Hauser	f	3-13	1-7	0-0	2	8	10	1	7	1	0	0	34	
22	Mady Sissoko	c	1-4	0-0	0-0	0	7	7	4	2	1	3	0	22	
02	Tyson Walker	g	5-12	2-5	2-3	0	0	0	2	14	2	2	0	28	
03	Jaden Atkins	g	1-5	1-2	2-4	2	2	4	2	6	0	0	0	29	
11	A.J. Hoggard	g	6-10	1-1	2-2	0	4	4	3	15	6	1	0	31	
00	Jaxon Kohler		0-0	0-0	0-0	0	2	2	2	0	0	0	1	11	
01	Pierre Brooks		0-2	0-0	0-0	0	2	2	0	0	0	0	0	12	
05	Tre Holloman		0-1	0-0	0-0	0	2	2	0	0	1	0	0	7	
15	Carson Cooper		0-0	0-0	0-0	0	1	1	0	0	1	0	0	3	
25	Malik Hall		5-9	1-2	4-4	2	1	3	3	15	0	3	0	23	
Team						1	2	3				2			
Totals			21-56	6-19	11-13	7	31	38	19	59	12	12	1	2	200

FG % 1st Half: 9-28 32.1% 2nd half: 12-28 42.9% Game: 21-56 37.5% Deadball Rebounds 0
3FG % 1st Half: 4-11 36.4% 2nd half: 2-8 25.0% Game: 6-19 31.6%
FT % 1st Half: 5-6 83.3% 2nd half: 6-7 85.7% Game: 11-13 84.6%

Officials: Courtney Green,Larry Sciotto,Paul Szek
Technical fouls: Michigan-Dug McDaniel; Michigan St.-Tyson Walker; Carson Cooper.
Attendance: 14797
2022-23 Men's Basketball, Round: 0. Michigan vs Michigan St.. Played at Breslin

Score by periods	1st	2nd	Total
Michigan	18	35	53
Michigan St.	27	32	59

	Points	In Paint	Off T/O	2nd Chance	Fast Break	Bench
MICH	28	6	5	8	7	
MSU	20	7	9	12	15	

Last FG - MICH 2nd-00:13, MSU 2nd-01:07.
Largest lead - MICH by 4 1st-13:58, MSU by 14 2nd-18:46.

Score tied - 3 times.
Lead changed - 3 times.

GAME 16

Michigan State 69,
Wisconsin 65

1/10/23

Kohl Center
Madison, Wis.

Official Basketball Box Score -- Game Totals -- Final Statistics
Michigan St. vs Wisconsin
01/10/23 6:00 pm at Madison, WI

Michigan St. 69 • 12-4,4-1 Big Ten

#	Player	f	Total		3-Ptr		Rebounds		PF	TP	A	TO	Bk	Stl	Min
			FG	FGA	FG	FGA	FT	FTA							
10	Joey Hauser	f	6-8	2-3	6-6	2	6	8	2	20	0	2	0	0	36
22	Mady Sissoko	c	3-3	0-0	0-0	0	11	11	4	6	0	1	0	0	23
02	Tyson Walker	g	4-9	3-3	2-2	0	0	0	0	13	1	1	1	1	36
03	Jaden Atkins	g	4-8	2-2	2-2	0	1	1	2	10	0	4	0	1	20
11	A.J. Hoggard	g	3-8	0-1	4-4	0	4	4	2	10	8	2	0	0	29
00	Jaxon Kohler		0-0	0-0	0-0	0	0	0	0	0	0	0	0	0	4
01	Pierre Brooks		0-1	0-1	0-0	0	0	0	1	0	0	0	0	0	4
05	Tre Holloman		0-1	0-0	0-0	0	1	1	0	1	2	0	0	0	9
15	Carson Cooper		0-0	0-0	0-0	1	1	2	1	0	0	0	2	1	12
25	Malik Hall		3-6	0-1	2-3	0	5	5	0	8	0	1	0	0	27
	Team					1	0	1					1		
Totals			23-44	7-13	16-17	4	29	33	12	69	10	14	3	3	200

FG % 1st Half: 11-23 47.8% 2nd half: 12-21 57.1% Game: 23-44 52.3% Deadball Rebounds 2
3FG % 1st Half: 5-8 62.5% 2nd half: 2-5 40.0% Game: 7-13 53.8%
FT % 1st Half: 6-6 100.0 2nd half: 10-11 90.9% Game: 16-17 94.1%

Wisconsin 65 • 11-4,3-2 Big Ten

#	Player	Total		3-Ptr		Rebounds		PF	TP	A	TO	Bk	Stl	Min	
		FG	FGA	FG	FGA	FT	FTA								
14	Carter Gilmore	f	2-3	1-1	0-0	0	1	1	3	5	1	0	0	0	29
22	Steven Crowl	f	9-17	1-3	0-1	0	3	3	2	19	2	1	0	0	34
02	Jordan Davis	g	0-2	0-1	0-0	1	2	3	2	0	0	0	0	1	23
11	Max Kleismit	g	2-7	1-5	2-2	0	2	2	4	7	0	1	0	2	29
23	Chucky Hepburn	g	4-11	2-6	4-5	1	2	3	4	14	5	3	1	2	33
03	Connor Essegian		5-7	3-4	0-0	1	0	1	0	13	0	0	0	1	27
10	Isaac Lindsey		0-2	0-1	0-0	0	4	4	2	0	0	0	0	0	8
21	Chris Hodges		1-1	0-0	0-0	0	0	0	0	2	0	0	0	0	4
35	Markus Ilier		2-5	1-2	0-0	0	1	1	1	5	1	0	0	0	13
Team						0	0	0							
Totals			25-55	9-23	6-8	3	15	18	65	9	5	1	6	200	

FG % 1st Half: 13-28 46.4% 2nd half: 12-27 44.4% Game: 25-55 45.5% Deadball Rebounds 0.1
3FG % 1st Half: 4-10 40.0% 2nd half: 5-13 38.5% Game: 9-23 39.1%
FT % 1st Half: 1-1 100.0 2nd half: 5-7 71.4% Game: 6-8 75.0%

Officials: Brooks Weiss,Chris Beaver,Rob Riley
Technical fouls: Michigan St.-None, Wisconsin-None.
Attendance: 14260
2022-23 Men's Basketball, Round: 0. Michigan St. vs Wisconsin. Played at Kohl

Score by periods	1st	2nd	Total
Michigan St.	33	36	69
Wisconsin	31	34	65

	Points	In Paint	Off T/O	2nd Chance	Fast Break	Bench
MICH	26	2	7	7	0	
WISC	30	2	2	2	8	

Last FG - MSU 2nd-00:41, WISC 2nd-01:09.
Largest lead - MSU by 6 1st-18:59, WISC by 5 2nd-05:45.
MSU led for 21:05. WISC led for 16:59. Game was tied for 01:56.

Score tied - 4 times.
Lead changed - 14 times.

2022-23 BOX SCORES

GAME 17

Illinois 75,
Michigan State 66

1/13/23

State Farm Center
Champaign, Ill.Official Basketball Box Score -- Game Totals -- Final Statistics
Michigan St. vs Illinois
01/13/23 8:00 pm at Champaign, IL

Michigan St. 66 • 12-5,4-2 Big Ten

#	Player	Total		3-Ptr		Rebounds			PF	TP	A	TO	Bk	Stl	Min
		FG	FGA	FG	FGA	FT	FTA	Off Def Tot							
10	Joey Hauser	4	11	0	2	3	3	4 7 11	2	11	0	0	0	0	35
22	Mady Sissoko	2	3	0	0	1	2	2 4 6	3	5	0	1	0	0	21
02	Tyson Walker	6	15	0	1	2	2	1 3 4	2	14	0	3	1	0	35
03	Jaden Akins	9	31	0	3	0	0	1 3 4	2	6	1	1	0	2	34
11	A.J. Hoggard	8	16	0	1	4	6	1 3 4	4	20	1	3	0	0	30
00	Jaxon Kohler	0	0	0	0	0	0	0 0 0	0	0	0	0	0	0	2
01	Pierre Brooks	0	0	0	0	0	0	0 0 0	0	0	0	0	0	0	4
05	Tre Holloman	1	2	0	0	0	2	2 2 2	2	1	0	0	0	0	8
15	Carson Cooper	3	3	0	0	0	2	2 4 0	6	0	0	1	0	0	13
25	Malik Hall	1	4	0	0	0	1	3 4 2	2	1	1	0	0	0	18
	Team							3 0 3							
Totals		28	65	0	7	10	13	15 27 42	17	66	4	9	2	2	200

FG % 1st Half: 17-33 51.5% 2nd half: 11-32 34.4% Game: 28-65 43.1% Deadball Rebounds 2
 3FG % 1st Half: 0-2 0.0% 2nd half: 0-5 0.0% Game: 0-7 0.0%
 FT % 1st Half: 3-5 60.0% 2nd half: 7-8 87.5% Game: 10-13 76.9%

Illinois 75 • 12-5,3-3 Big Ten

#	Player	Total		3-Ptr		Rebounds			PF	TP	A	TO	Bk	Stl	Min
		FG	FGA	FG	FGA	FT	FTA	Off Def Tot							
24	Matthew Mayer	7	12	3	6	2	2	0 3 3	4	19	1	1	6	1	29
33	Coleman Hawkins	3	9	1	4	2	2	4 4 8	3	9	2	2	1	0	36
42	Dain Dainja	8	12	0	0	4	5	3 4 7	0	20	1	1	2	0	33
00	Terrence Shannon Jr.	5	13	1	5	6	6	0 5 5	1	17	1	1	0	1	34
01	Scire Harris	0	1	0	0	0	0	0 0 0	0	0	0	0	0	0	11
03	Jayden Epps	3	10	1	3	0	0	0 3 3	0	7	5	0	1	2	30
15	RJ Melendez	1	2	0	0	1	1	1 2 2	2	3	1	0	0	0	19
20	Ty Rodgers	0	1	0	0	0	1	0 1 0	0	0	0	0	0	0	8
	Team							0 1 1							
Totals		27	60	6	18	15	18	8 22 30	10	75	11	5	10	4	200

FG % 1st Half: 12-32 37.5% 2nd half: 15-28 53.6% Game: 27-60 45.0% Deadball Rebounds 1,1
 3FG % 1st Half: 3-11 27.3% 2nd half: 3-7 42.9% Game: 6-18 33.3%
 FT % 1st Half: 6-6 100.0 2nd half: 9-12 75.0% Game: 15-18 83.3%

Officials: John Gaffney, Keith Kimble, Kelly Pfeiffer
 Technical fouls: Michigan St.-TEAM, Illinois-TEAM.
 Attendance: 15544
 2022-23 Men's Basketball. Round: 0. Illinois vs Michigan St.. Played at State

Score by periods	1st	2nd	Total
Michigan St.	37	29	66
Illinois	33	42	75

Last FG - MSU 2nd-01:11, ILLINI 2nd-00:47.
 Largest lead - MSU by 9 2nd-14:13, ILLINI by 9 2nd-00:31.
 MSU led for 20:00, ILLINI led for 34:40. Game was tied for 05:19.

Score tied - 8 times.
 Lead changed - 4 times.

GAME 18

Purdue 64,
Michigan State 63

1/16/23

Breslin Center
East Lansing, Mich.Official Basketball Box Score -- Game Totals -- Final Statistics
Purdue vs Michigan St.
01/16/23 2:30 pm at East Lansing, MI

Purdue 64 • 17-1,6-1 Big Ten

#	Player	Total		3-Ptr		Rebounds			PF	TP	A	TO	Bk	Stl	Min
		FG	FGA	FG	FGA	FT	FTA	Off							
01	Caleb Furst	2	3	1	1	3	3	3	3	6	2	0	0	0	28
15	Zach Edey	13	26	0	0	6	7	4	17	17	0	1	2	0	36
02	Fletcher Loyer	5	9	2	3	5	5	1	2	3	8	4	1	0	31
13	Braden Smith	1	4	0	0	2	2	0	1	1	4	4	6	4	26
25	Ethan Morton	0	7	0	3	0	0	0	0	0	1	0	3	0	1
00	Mason Gillis	1	1	1	1	0	0	2	2	1	3	0	0	0	12
04	Trey Kaufman-Renn	0	0	0	0	0	0	0	0	3	0	0	2	0	4
05	Brandon Newman	0	1	0	1	0	0	0	0	0	0	1	1	0	16
14	David Jenkins Jr.	0	1	0	1	0	0	0	0	1	0	1	0	0	19
	Team														
Totals		22	52	4	10	16	18	8	21	29	16	64	17	9	2
3FG % 1st Half: 10-27		37.3%		2nd half: 12-25		48.0%		Game: 22-52		42.3%		Rebounds			
3FG % 1st Half: 5-6		83.3%		2nd half: 4-11		36.4%		Game: 4-10		40.0%		Defensive			

FG % 1st Half: 10-27 37.0% 2nd half: 12-25 48.0% Game: 22-52 42.3% Deadball Rebounds 2
 3FG % 1st Half: 2-7 28.6% 2nd half: 2-3 66.7% Game: 4-10 40.0%
 FT % 1st Half: 5-6 83.3% 2nd half: 11-12 91.7% Game: 16-18 88.9%

Michigan St. 63 • 12-6,4-3 Big Ten

#	Player	Total		3-Ptr		Rebounds			PF	TP	A	TO	Bk	Stl	Min
		FG	FGA	FG	FGA	FT	FTA	Off Def Tot							
10	Joey Hauser	4	8	1	1	1	4	5 3 10	1	10	1	2	0	1	38
22	Mady Sissoko	0	0	0	0	0	2	6 8 4	0	0	0	2	0	0	22
02	Tyson Walker	12	23	4	8	2	2	1 2 3	1	30	0	2	0	0	37
03	Jaden Akins	6	12	0	1	3	4	1 5 6	3	5	3	1	0	2	32
11	A.J. Hoggard	6	12	1	3	1	3	0 3 3	2	14	8	2	0	0	36
00	Jaxon Kohler	1	1	0	0	0	0	0 0 0	1	2	0	1	0	0	7
01	Pierre Brooks	0	4	0	3	0	2	1 3 1	0	0	0	1	0	0	12
05	Tre Holloman	0	0	0	0	0	0	0 0 0	1	0	0	0	0	0	5
15	Carson Cooper	1	1	0	0	0	1	1 2 2	3	2	0	0	0	0	11
	Team							0 0 0							
Totals		25	53	6	19	7	10	8 22 30	19	63	12	11	0	3	200

FG % 1st Half: 11-26 42.3% 2nd half: 14-27 51.9% Game: 25-53 47.2% Deadball Rebounds 2
 3FG % 1st Half: 2-8 25.0% 2nd half: 4-11 36.4% Game: 6-19 31.6%
 FT % 1st Half: 1-1 100.0 2nd half: 6-9 66.7% Game: 7-10 70.0%

Officials: LaMar Simpson, Bert Smith, Larry Scrotto
 Technical fouls: Purdue-None, Michigan St.-None.
 Attendance: 14797
 2022-23 Men's Basketball. Round: 0. Purdue vs Michigan St.. Played at Breslin

Score by periods	1st	2nd	Total
Purdue	27	37	64
Michigan St.	25	38	63

Last FG - PURDUE 2nd-00:03, MSU 2nd-00:12.
 Largest lead - PURDUE by 13 1st-05:47, MSU by 5 2nd-17:00.
 PURDUE led for 22:58, MSU led for 12:46. Game was tied for 04:10.

Score tied - 8 times.
 Lead changed - 13 times.

2022-23 BOX SCORES

GAME 19

Michigan State 70,
Rutgers 57

1/19/23

Breslin Center
East Lansing, Mich.Official Basketball Box Score -- Game Totals -- Final Statistics
Rutgers vs Michigan St.
01/19/23 6:30 pm at East Lansing, MI

Rutgers 57 • 13-6,5-3 Big Ten

#	Player	Total		3-Ptr		Rebounds		PF	TP	A	TO	Blk	Stl	Min	
		FG	FGA	FG	FGA	FT	FTA								
01	Mawot Mag	f	2-6	0-0	2-3	3	2	2	5	2	6	2	1	0	27
11	Clifford Omoruyi	c	5-13	0-0	2-3	5	7	12	1	12	0	0	0	0	31
04	Paul Mulcahy	g	5-8	0-0	2-2	0	1	1	2	12	4	4	0	1	35
10	Cam Spencer	g	3-14	1-8	1-1	1	6	7	1	8	3	1	0	3	33
22	Caleb McConnell	g	4-11	1-4	2-3	4	2	6	2	11	5	4	0	4	37
00	Derek Simpson	g	2-4	0-1	0-0	0	2	2	1	4	0	1	0	0	11
05	Andre Hyatt	g	0-7	0-3	2-2	2	2	4	3	2	0	0	0	0	17
13	Antwone Woolfolk	g	1-1	0-0	0-1	0	0	0	0	2	0	0	0	0	5
21	Dean Reiber	g	0-0	0-0	0-0	0	0	0	0	0	0	0	0	0	4
	Team					3	2	5							
	Totals		22-64	2-17	11-15	18	24	42	12	57	14	11	1	8	200

FG % 1st Half: 12-33 36.4% 2nd half: 10-31 32.3% Game: 22-64 34.4%
 3FG % 1st Half: 1-10 10.0% 2nd half: 1-7 14.3% Game: 2-17 11.8%
 FT % 1st Half: 5-6 83.3% 2nd half: 6-9 66.7% Game: 11-15 73.3%

Deadball
Rebounds
0

Michigan St. 70 • 13-6,5-3 Big Ten

#	Player	Total		3-Ptr		Rebounds		PF	TP	A	TO	Blk	Stl	Min	
		FG	FGA	FG	FGA	FT	FTA								
10	Joey Hauser	f	5-8	3-4	0-0	0	6	6	4	13	4	1	0	0	32
22	Mady Sissoko	c	1-3	0-0	0-0	1	3	4	2	2	0	0	1	0	16
02	Tyson Walker	g	4-10	3-5	1-1	0	3	3	3	12	0	1	0	4	29
03	Jaden Alkins	g	4-12	3-6	0-0	2	3	5	1	11	4	1	1	4	31
11	A.J. Hoggard	g	4-10	3-5	0	3	3	2	16	0	7	4	0	1	31
00	Jaxon Kohler	g	6-9	0-1	0-0	2	9	11	1	12	1	1	3	0	23
01	Pierre Brooks	g	1-2	0-1	0-0	1	0	1	1	2	0	0	0	0	13
05	Tre Holloman	g	1-1	0-0	0-0	0	0	0	0	2	3	1	0	0	14
15	Carson Cooper	g	0-0	0-0	0-0	0	1	1	2	0	0	0	1	0	9
43	Jason Whitens	g	0-0	0-0	0-0	0	0	0	1	0	0	0	0	0	2
	Team					0	0	0							
	Totals		26-55	12-22	6-7	6	28	34	17	70	19	10	6	9	200

FG % 1st Half: 14-29 48.3% 2nd half: 12-26 46.2% Game: 26-55 47.3%
 3FG % 1st Half: 7-13 53.8% 2nd half: 5-9 55.6% Game: 12-22 54.5%
 FT % 1st Half: 1-1 100.0 2nd half: 5-6 83.3% Game: 6-7 85.7%

Deadball
Rebounds
0

Officials: Michael Irving, D.J. Carstensen, James Breeding
 Technical fouls: Rutgers-None, Michigan St.-None.
 Attendance: 14797

2022-23 Men's Basketball, Round: 0, Michigan St. vs Rutgers, Played at Breslin

Score by periods	1st	2nd	Total
Rutgers	30	27	57
Michigan St.	36	34	70

Last FG - RU 2nd-00:12, MSU 2nd-00:19.
 Largest lead - RU by 9 1st-14:57, MSU by 16 2nd-01:18.
 RU led for 14:02, MSU led for 25:45, Game was tied for 00:10.

	In	Off	2nd	Fast	
Points	Paint	T/O	Chance	Break	Bench
RU	34	13	15	11	8
MSU	20	8	4	10	16

Score tied - 0 times.
 Lead changed - 7 times.

GAME 20

Indiana 82,
Michigan State 69

1/22/23

Assembly Hall
Bloomington, Ind.Official Basketball Box Score -- Game Totals -- Final Statistics
Michigan St. vs Indiana
01/22/23 12:00 pm at Bloomington, IN

Michigan St. 69 • 13-7,5-4 Big Ten

#	Player	Total		3-Ptr		Rebounds		PF	TP	A	TO	Blk	Stl	Min	
		FG	FGA	FG	FGA	FT	FTA								Off
10	Joey Hauser	f	6-12	1-3	3-12	1	5	6	2	22	1	2	0	0	36
22	Mady Sissoko	c	1-3	0-0	2-4	1	3	4	3	4	1	1	1	0	22
02	Tyson Walker	g	4-7	0-2	0-0	0	2	2	1	8	2	2	0	4	33
03	Jaden Alkins	g	6-8	3-4	0-0	0	2	2	5	15	0	2	0	1	31
11	A.J. Hoggard	g	2-8	0-2	7-10	0	2	3	11	2	0	0	0	0	28
00	Jaxon Kohler	g	4-8	0-0	1-2	3	3	6	4	9	0	0	0	0	18
01	Pierre Brooks	g	0-5	0-3	0-0	0	1	1	3	0	0	0	1	0	15
05	Tre Holloman	g	0-2	0-0	0-0	1	1	2	1	0	0	1	0	0	12
15	Carson Cooper	g	0-0	0-0	0-0	0	0	1	0	0	0	0	0	0	4
43	Jason Whitens	g	0-0	0-0	0-0	0	1	1	0	0	0	0	0	0	1
	Team					2	2	4							
	Totals		23-53	4-14	19-28	8	22	30	20	69	6	10	1	5	200

FG % 1st Half: 12-30 40.0% 2nd half: 11-23 47.8% Game: 23-53 43.4%
 3FG % 1st Half: 2-9 22.2% 2nd half: 2-5 40.0% Game: 4-14 28.6%
 FT % 1st Half: 6-8 75.0% 2nd half: 13-20 65.0% Game: 19-28 67.9%

Deadball
Rebounds
6

Indiana 82 • 13-6,4-4 Big Ten

#	Player		Total		3-Ptr		Rebounds		PF	TP	A	TO	Blk	Stl	Min	
			FG	FGA	FG	FGA	FT	FTA								Off
12	Miller Kopp	f	1-3	0-1	0-0	1	1	2	2	2	2	1	0	1	31	
22	Jordan Geronimo	f	2-5	1-1	0-0	2	0	2	5	5	0	0	1	1	12	
23	Tracey Jackson-Davis	f	10-20	0-0	11-13	5	10	15	1	31	4	4	5	0	39	
02	Jalen Hood-Schifano	g	1-6	0-0	0-0	0	2	3	2	3	2	2	0	0	25	
03	Trey Galloway	g	5-8	3-3	4-4	0	1	1	1	17	3	0	0	0	35	
02	Anthony Leal	g	0-0	0-0	0-0	0	0	0	0	0	0	0	0	0	0+	
04	Michael Shipp	g	0-0	0-0	0-0	0	0	0	0	0	0	0	0	0	0+	
05	Malik Reneau	g	2-4	0-0	2-2	0	5	5	6	1	1	0	0	0	22	
11	CJ Gunn	g	0-1	0-1	2-3	0	0	0	1	2	0	0	0	1	5	
13	Shaan Burke	g	0-0	0-0	0-0	0	0	0	0	0	0	0	0	0	0+	
14	Nathan Childress	g	0-0	0-0	0-0	0	1	1	0	0	0	0	0	0	0+	
25	Race Thompson	g	0-0	0-0	0-0	0	0	0	3	0	0	0	0	0	1	4
31	Hogan Orbaugh	g	0-0	0-0	0-0	0	0	0	0	0	0	0	0	0	0+	
53	Tamar Bates	g	5-8	5-6	2-2	0	3	3	0	17	0	0	0	1	27	
	Team					1	0	1								
	Totals		26-55	9-15	21-24	9	23	32	21	82	13	9	6	4	200	

FG % 1st Half: 13-31 41.9% 2nd half: 13-24 54.2% Game: 26-55 47.3%
 3FG % 1st Half: 4-10 40.0% 2nd half: 5-5 100.0 Game: 9-15 60.0%
 FT % 1st Half: 7-8 87.5% 2nd half: 14-16 87.5% Game: 21-24 87.5%

Deadball
Rebounds
12

Officials: Brian Dorsey, Earl Walton, Larry Scrotto

Technical fouls: Michigan St.-Joey Hauser, Indiana-Jordan Geronimo.

Attendance: 17222

2022-23 Men's Basketball, Round: 0, Indiana vs Michigan St., Played at Simon S

Score by periods	1st	2nd	Total
Michigan St.	32	37	69
Indiana	37	45	82

Last FG - MSU 2nd-01:25, IND 2nd-01:02.
 Largest lead - MSU by 9 1st-14:06, IND by 15 2nd-05:17.

	In	Off	2nd	Fast	
Points	Paint	T/O	Chance	Break	Bench
MSU	26	15	4	13	9
IND	34	14	9	8	25

Score tied - 4 times.
 Lead changed - 11 times.

2022-23 BOX SCORES



GAME 21

Michigan State 63,
Iowa 61

1/26/23

Breslin Center
East Lansing, Mich.Official Basketball Box Score -- Game Totals -- Final Statistics
Iowa vs Michigan St.
01/26/23 7:00 pm at East Lansing, MI

Iowa 61 • 12-8,4-5 Big Ten

#	Player	Total		3-Ptr		Rebounds		PF	TP	A	T	Bk	Stl	Min	
		FG	FGA	FG	FGA	FT	FTA								
00	Filip Rebraca	r	7-15	0-0	2-3	3	8	11	1	16	2	1	2	0	38
24	Kris Murray		5-13	0-5	1-3	1	7	8	3	11	2	2	0	2	38
01	Ahron Ullis		8-10	1-1	0-3	0	2	2	1	17	3	6	0	0	35
11	Tony Perkins	g	2-5	0-1	2-2	0	2	2	0	6	0	0	0	2	28
30	Connor McCaffery	g	2-5	1-4	0-0	2	6	8	3	5	2	1	0	2	37
04	Josh Dix		0-1	0-1	0-0	0	1	1	1	0	0	0	0	0	6
05	Dasonte Bowen		0-1	0-0	1-2	1	0	1	1	1	0	1	0	1	4
20	Payton Sandfort		2-7	1-5	0-0	2	1	3	3	5	0	0	0	0	14
Team						1	1	2							
Totals			26-57	3-17	6-13	10	28	38	13	61	9	13	2	7	200

FG % 1st Half: 13-28 46.4% 2nd half: 13-29 44.8% Game: 26-57 45.6% Deadball Rebounds 3.1
 3FG % 1st Half: 2-9 22.2% 2nd half: 1-8 12.5% Game: 3-17 17.6%
 FT % 1st Half: 1-3 33.3% 2nd half: 5-10 50.0% Game: 6-13 46.2%

Michigan St. 63 • 14-7,6-4 Big Ten

#	Player	Total	3-Ptr	Rebounds	PF	TP	A	To	Bk	Stl	Min			
		FG-FGA	FT-FTA	Off Def Tot										
10	Joey Hauser	4-10	3-7	0-0	1	5	6	1	11	0	2	0	0	32
22	Mady Sissoko	4-6	0-0	2-4	4	6	10	2	10	0	1	2	1	26
02	Tyson Walker	4-14	2-5	0-1	0	2	2	1	10	5	0	0	1	30
03	Jaden Akins	5-11	2-4	0-0	1	5	6	1	12	3	2	2	3	30
11	A.J. Hoggard	3-12	1-3	0-1	1	2	3	3	7	1	3	0	4	29
00	Jaxon Kohler	0-1	0-0	0-0	0	0	0	0	0	0	0	0	1	7
01	Pierre Brooks	0-0	0-0	2-2	1	0	1	1	2	1	0	0	0	12
05	Tre Holloman	0-0	0-0	0-0	0	1	1	2	0	1	1	0	0	6
15	Carson Cooper	0-0	0-0	0-0	0	0	0	0	0	0	0	0	0	3
25	Malik Hall	4-8	0-1	3-4	2	1	3	2	11	4	1	0	0	25
Team				2	3	5								
Totals		24-62	8-20	7-12	12	25	37	15	63	15	10	4	10	200

FG % 1st Half: 12-31 38.7% 2nd half: 12-31 38.7% Game: 24-62 38.7% Deadball Rebounds 2
 3FG % 1st Half: 2-7 28.6% 2nd half: 6-13 46.2% Game: 8-20 40.0%
 FT % 1st Half: 4-7 57.1% 2nd half: 3-5 60.0% Game: 7-12 58.3%

Officials: Kevin Brill, Courtney Green, Ronald Groover
 Technical fouls: Iowa-Ahron Ullis, Michigan St.-Tyson Walker.
 Attendance: 14797

2022-23 Men's Basketball, Round: 0, Iowa vs Michigan St., Played at Breslin Ev

Score by periods	1st	2nd	Total
Iowa	29	32	61
Michigan St.	30	33	63

Points	In	Off	2nd	Fast	Bench
IOWA	38	10	9	8	6
MSU	24	19	11	12	13

Last FG - IOWA 2nd-00:35, MSU 2nd-00:49.
 Largest lead - IOWA by 10 1st-15:51, MSU by 4 2nd-00:49.
 IOWA led for 26:30, MSU led for 07:54. Game was tied for 06:25.

Score tied - 6 times.
 Lead changed - 13 times.

GAME 22

Purdue 77,
Michigan State 61

1/29/23

Mackey Arena
West Lafayette, Ind.Official Basketball Box Score -- Game Totals -- Final Statistics
Michigan St. vs Purdue
01/29/23 12:15 pm at West Lafayette, IN

Michigan St. 61 • 14-8,6-5 Big Ten

#	Player	Total		3-Ptr		Rebounds		PF	TP	A	T	Bk	Stl	Min	
		FG	FGA	FG	FGA	FT	FTA								
10	Joey Hauser	r	1-4	1-1	0-0	0	5	5	2	3	1	2	1	0	30
22	Mady Sissoko	c	2-3	0-0	0-0	0	1	2	3	4	0	2	1	1	16
02	Tyson Walker	g	4-11	0-0	1-2	0	4	4	4	9	2	1	0	2	32
03	Jaden Akins	g	5-9	1-2	1-1	0	2	2	1	12	2	3	0	0	29
11	A.J. Hoggard	g	6-10	1-2	7-9	0	4	4	3	20	6	2	0	1	30
00	Jaxon Kohler		0-0	0-0	0-0	0	2	2	1	0	1	0	0	0	9
01	Pierre Brooks		1-3	1-3	0-0	0	0	0	1	3	0	0	0	0	12
05	Tre Holloman		0-1	0-0	0-0	0	1	1	0	0	0	0	0	0	6
14	Davis Smith		0-0	0-0	0-0	0	0	0	0	0	0	0	0	0	2
15	Carson Cooper		1-1	0-0	0-2	0	1	1	2	2	0	1	1	1	12
25	Malik Hall		3-6	1-2	1-2	0	2	2	2	8	1	2	1	1	21
43	Jason Whittens		0-0	0-0	0-0	0	0	0	0	0	0	1	0	0	1
Team						1	2	3							
Totals			23-48	5-10	10-16	2	24	26	19	61	14	14	4	6	200

FG % 1st Half: 9-24 37.5% 2nd half: 14-24 58.3% Game: 23-48 47.9% Deadball Rebounds 4
 3FG % 1st Half: 2-5 40.0% 2nd half: 3-5 60.0% Game: 5-10 50.0%
 FT % 1st Half: 2-3 66.7% 2nd half: 8-13 61.5% Game: 10-16 62.5%

Purdue 77 • 21-1,10-1 Big Ten

#	Player	Total	3-Ptr	Rebounds				PF	TP	A	T	Bk	Stl	Min	
		FG	FGA	FT	FTA	Off	Def								
01	Caleb Furst	r	0-2	0-1	0-0	0	5	5	0	0	4	1	1	18	
15	Zach Edey	c	15-24	0-0	8-12	8	5	13	2	38	3	0	1	32	
02	Fletcher Loyer	g	4-8	1-3	0-0	0	1	1	1	9	1	1	0	32	
03	Braden Smith	g	0-3	0-2	3-4	0	2	2	0	3	3	1	0	29	
25	Ethan Morton	g	2-4	1-2	1-6	0	6	6	1	6	3	1	0	29	
00	Mason Gillis		1-2	1-2	0-0	1	1	2	3	4	0	0	0	22	
04	Trey Kaufman-Renn		2-4	0-0	0-0	1	0	1	2	4	0	2	0	18	
05	Brandon Newman		1-5	1-3	0-0	0	3	3	2	3	2	0	0	11	
11	Brian Waddell		0-0	0-0	0-0	0	1	1	0	0	0	0	0	1	
14	David Jenkins Jr.		4-6	3-4	0-0	1	1	2	4	11	1	2	0	18	
Team						1	0	1							
Totals			29-58	7-17	12-22	12	25	37	14	77	21	9	2	5	200

FG % 1st Half: 17-31 54.8% 2nd half: 12-27 44.4% Game: 29-58 50.0% Deadball Rebounds 3
 3FG % 1st Half: 5-9 55.6% 2nd half: 2-8 25.0% Game: 7-17 41.2%
 FT % 1st Half: 1-6 16.7% 2nd half: 11-16 68.8% Game: 12-22 54.5%

Officials: John Gaffney, John Higgins, DJ Carstensen
 Technical fouls: Michigan St.-TEAM, Purdue-None.
 Attendance: 14876

2022-23 Men's Basketball, Round: 0, Purdue vs Michigan St., Played at Mackey A

Score by periods	1st	2nd	Total
Michigan St.	22	39	61
Purdue	40	37	77

Points	In	Off	2nd	Fast	Bench
MSU	24	8	0	5	13
PURDUE	42	22	11	2	21

Last FG - MSU 2nd-01:04, PURDUE 2nd-04:16.
 Largest lead - MSU by 1 1st-18:33, PURDUE by 20 2nd-20:00.
 MSU led for 02:12, PURDUE led for 36:44. Game was tied for 01:04.

Score tied - 1 time.
 Lead changed - 4 times.

2022-23 BOX SCORES

GAME 23

Rutgers 61,
Michigan State 55

2/4/23

Madison Square Garden
New York, N.Y.

Official Basketball Box Score -- Game Totals -- Final Statistics
Michigan St. vs Rutgers
02/04/23 12:00 pm at New York, NY

Michigan St. 55 • 14-9,6-6 Big Ten

#	Player	Total		3-Ptr		Rebounds		PF	TP	A	T	Blk	Stl	Min
		FG	FGA	FG	FGA	FT	FTA							
10	Joey Hauser	f	4-11	0-4	2-3	1	4	5	4	10	1	1	1	32
22	Mady Sissoko	c	1-1	0-0	3-5	0	5	5	3	5	0	1	1	0
12	Tyson Walker	g	5-10	2-2	0-0	1	3	4	4	12	2	0	1	35
02	Jaden Atkins	g	3-8	1-4	2-2	0	6	6	4	9	0	2	0	26
11	A.J. Hoggard	g	3-10	0-4	2-2	0	1	1	2	8	2	5	1	32
00	Jaxon Kohler		1-3	0-0	0-0	0	3	3	2	2	1	0	0	15
01	Pierre Brooks		2-2	1-1	0-0	0	0	0	0	5	0	0	0	6
05	Tre Holloman	g	0-3	0-1	0-0	1	0	1	1	10	0	1	0	7
14	Davis Smith		0-0	0-0	0-0	0	0	0	0	0	0	0	0	0
15	Carson Cooper		0-1	0-0	0-0	0	0	0	1	0	0	0	0	2
25	Malik Hall		1-9	0-2	2-2	6	7	13	2	4	3	3	1	26
Team						4	2	6						
Totals		20	58	4	21	11	14	13	31	44	23	55	9	14 5 4 200

FG % 1st Half: 11-29 37.9% 2nd half: 9-29 31.0% Game: 20-58 34.5%
3FG % 1st Half: 1-9 11.1% 2nd half: 3-12 25.0% Game: 4-21 19.0%
FT % 1st Half: 2-2 100.0 2nd half: 9-12 75.0% Game: 11-14 78.6%
Deadball Rebounds 1

Rutgers 61 • 16-7,8-4 Big Ten

#	Player	Total		3-Ptr		Rebounds		PF	TP	A	T	Blk	Stl	Min
		FG	FGA	FG	FGA	FT	FTA							
03	Mawot Mag	f	3-4	1-1	0-0	1	2	3	1	7	0	0	0	11
11	Clifford Omoruyi	c	6-12	0-1	3-5	3	9	12	2	15	1	1	3	35
04	Paul Mulchay		4-7	1-1	8-12	1	1	2	1	17	3	5	0	37
10	Cam Spencer	g	1-8	0-5	5-6	1	4	5	3	7	1	1	0	34
22	Caleb McConnell	g	2-6	1-2	4-7	0	1	1	1	9	3	2	0	36
00	Derek Simpson		1-3	0-0	2-2	1	0	1	4	4	1	1	0	17
01	Oskar Palmquist		0-1	0-0	0	0	0	0	2	0	0	0	0	1
02	Jalen Miller		0-0	0-0	0-0	0	0	0	0	0	0	0	0	1
05	Aundre Hyatt		1-6	0-4	0-0	1	2	3	2	2	0	0	0	15
13	Antwone Woolfolk		0-0	0-0	0-2	0	1	1	0	0	0	0	0	2
21	Dean Reiber		0-1	0-1	0-0	0	0	0	0	0	0	0	0	2
Team						0	6	6						
Totals		18	48	3	16	22	34	8	26	34	16	61	9	11 3 8 200

FG % 1st Half: 7-29 24.1% 2nd half: 11-19 57.9% Game: 18-48 37.5%
3FG % 1st Half: 1-10 10.0% 2nd half: 2-6 33.3% Game: 3-16 18.8%
FT % 1st Half: 4-7 57.1% 2nd half: 18-27 66.7% Game: 22-34 64.7%
Deadball Rebounds 3,1

Officials: John Floyd,Brian Dorsey,Paul Zslec
Technical Fouls: Michigan St.-None. Rutgers-None.
Attendance: 14844
2022-23 Men's Basketball. Round: 0. Michigan St. vs Rutgers. Played at Madison

Score by periods							
	1st	2nd	Total				
Michigan St.	25	30	55	Points	In	Off	2nd
Rutgers	19	42	61	MSU	Paint	T/O	Chance
				RU	26	8	6
							Break
							11
							Bench
							6

GAME 24

Michigan State 63,
Maryland 58

2/7/23

Breslin Center
East Lansing, Mich.

Official Basketball Box Score -- Game Totals -- Final Statistics
Maryland vs Michigan St.
02/07/23 9:00 pm at East Lansing, MI

Maryland 58 • 16-8,7-6 Big Ten

#	Player	Total		3-Ptr		Rebounds		PF	TP	A	T	Blk	Stl	Min
		FG	FGA	FG	FGA	FT	FTA							
10	Julian Reese	f	5-9	0-0	1-2	2	3	5	4	11	0	3	1	29
24	Donta Scott	f	4-8	1-3	1-2	0	2	2	2	15	1	1	1	29
00	Donald Carey	g	0-4	0-4	0-0	0	0	1	0	0	0	0	0	11
01	Jahmir Young	g	6-13	1-5	4-5	0	3	3	4	17	6	4	0	37
13	Hakim Hart	g	3-9	1-6	5-5	0	6	6	1	12	4	0	2	39
02	Jahari Long		0-2	0-2	0-0	0	1	1	0	0	0	0	0	3
15	Patrick Emillen		1-2	0-0	4-4	3	3	6	2	6	0	0	0	22
23	Ian Martinez		1-4	0-2	0-0	0	6	6	2	2	2	0	0	30
Team						0	2	2						
Totals		20	51	3	22	15	18	5	26	31	16	58	13	8 4 3 200

FG % 1st Half: 8-26 30.8% 2nd half: 12-25 48.0% Game: 20-51 39.2%
3FG % 1st Half: 2-13 15.4% 2nd half: 1-9 11.1% Game: 3-22 13.6%
FT % 1st Half: 4-4 100.0 2nd half: 11-14 78.6% Game: 15-18 83.3%
Deadball Rebounds 1

Michigan St. 63 • 15-9,7-6 Big Ten

#	Player	Total		3-Ptr		Rebounds		PF	TP	A	T	Blk	Stl	Min
		FG	FGA	FG	FGA	FT	FTA							
10	Joey Hauser	f	6-11	3-5	5-6	0	2	2	3	20	1	2	0	33
22	Mady Sissoko	c	1-1	0-0	2-2	0	5	5	3	4	0	1	0	25
02	Tyson Walker	g	7-15	3-6	0-0	0	1	1	3	17	3	0	0	27
03	Jaden Atkins	g	3-8	1-4	0-0	0	3	3	2	7	1	0	1	35
11	A.J. Hoggard	g	2-6	1-2	3-4	0	10	10	1	8	8	2	0	35
00	Jaxon Kohler		0-2	0-0	0-0	0	2	2	1	0	1	0	0	10
01	Pierre Brooks		0-2	0-2	0-0	0	1	1	0	0	0	0	0	8
05	Tre Holloman		0-0	0-0	0-1	0	1	1	1	0	0	0	0	5
25	Malik Hall		3-5	1-1	0-0	0	2	2	3	7	1	2	0	22
Team						2	1	3						
Totals		22	50	9	20	10	13	2	28	30	17	63	14	10 1 3 200

FG % 1st Half: 11-23 47.8% 2nd half: 11-27 40.7% Game: 22-50 44.0%
3FG % 1st Half: 5-10 50.0% 2nd half: 4-10 40.0% Game: 9-20 45.0%
FT % 1st Half: 4-6 66.7% 2nd half: 6-7 85.7% Game: 10-13 76.9%
Deadball Rebounds 3

Officials: Lewis Garrison,Kelly Pfeiffer,Larry Sciotto
Technical Fouls: Maryland-Julian Reese. Michigan St.-None.
Attendance: 14797
2022-23 Men's Basketball. Round: 0. Maryland vs Michigan St.. Played at Breslin

Score by periods							
	1st	2nd	Total				
Maryland	22	36	58	Points	In	Off	2nd
Michigan St.	31	32	63	MSU	Paint	T/O	Chance
				14	11	2	11
							Break
							7

Last FG - MD 2nd-01:44, MSU 2nd-00:04.
Largest lead - MD by 4 2nd-09:15, MSU by 15 1st-16:32.
MD led for 02:40. MSU led for 35:10. Game was tied for 02:10.
Score tied - 4 times.
Lead changed - 2 times.

2022-23 BOX SCORES

GAME 25

Michigan State 62,
Ohio State 41

2/12/23

Value City Arena
Columbus, OhioOfficial Basketball Box Score -- Game Totals -- Final Statistics
Michigan St. vs Ohio St.
02/12/23 1:00 pm at Columbus, OH

Michigan St. 62 • 16-9,8-6 Big Ten

#	Player	Total		3-Ptr		Rebounds		PF	TP	A	To	Bk	Stl	Min		
		FG	FGA	FG	FGA	FT	FTA									
10	Joey Hauser	f	8-13	6-9	0-0	1	7	8	1	22	2	0	1	0	35	
22	Mady Sissoko	f	1-3	0-0	0-0	3	1	4	3	2	1	3	1	0	16	
02	Tyson Walker	f	5-9	1-2	0-0	1	2	3	2	10	3	2	0	2	34	
03	Jaden Alkins	f	4-11	0-6	0-0	2	7	9	0	8	0	1	0	1	25	
11	A.J. Hoggard	g	3-8	0-1	0-0	0	2	2	2	6	5	1	0	1	25	
00	Jaxon Kohler	f	3-3	0-0	0	0	1	1	1	6	0	2	0	0	13	
01	Pierre Brooks	f	0-3	0-2	0-0	1	2	1	0	0	0	0	0	0	13	
05	Tre Holloman	g	0-0	0-0	0-0	0	0	0	0	0	0	1	0	0	2	
13	Steven Izzo	f	0-1	0-0	0-0	0	0	0	0	0	0	0	0	0	1	
14	Davis Smith	f	0-1	0-1	0-0	0	0	0	0	0	0	0	0	0	1	
15	Carson Cooper	f	2-2	0-0	1-1	1	1	1	1	5	1	0	0	0	6	
20	Nick Sanders	f	0-0	0-0	0-0	0	0	0	0	0	0	0	0	0	1	
25	Malik Hall	f	1-5	1-1	0-0	2	4	6	1	3	0	0	0	0	27	
43	Jason Whitens	f	0-0	0-0	0-0	1	0	1	0	0	0	0	0	0	1	
Team			1		4		5				1					
Totals			27-59	7-22	1-1	12	30	42	12	62	15	11	2	4	200	

FG % 1st Half: 12-30 40.0% 2nd half: 15-29 51.7% Game: 27-59 45.8%
 3FG % 1st Half: 3-11 27.3% 2nd half: 4-11 36.4% Game: 7-22 31.8%
 FT % 1st Half: 0-0 0.0% 2nd half: 1-1 100.0% Game: 1-1 100.0%

Ohio St. 41 • 11-14,3-11 Big T

#	Player	Total		3-Ptr		Rebounds		PF	TP	A	T	Bk	Stl	Min			
		FG	FGA	FG	FGA	FT	FTA										
10	Brice Sensabaugh	3	14	1	7	1	2	0	0	2	8	0	3	0	26		
14	Justice Sueing	2	11	1	6	0	0	1	5	6	2	5	1	2	31		
23	Zed Key	2	4	0	0	0	0	5	3	8	3	4	0	3	0	20	
01	Roddy Gayle Jr.	2	6	1	3	0	0	1	1	2	5	2	1	1	1	27	
02	Bruce Thornton	4	9	0	0	0	0	5	0	0	9	1	0	1	0	38	
00	Tanner Holden	0	0	0	0	0	0	0	0	0	0	0	0	0	0	4	
03	Eugene Brown III	0	1	0	1	0	0	0	0	0	0	0	0	0	0	6	
04	Sean McNeil	4	13	2	8	0	0	2	2	0	10	0	0	0	1	26	
13	Isaac Likelele	0	0	0	0	0	1	1	0	0	0	0	0	0	1	6	
34	Felix Okpara	0	2	0	0	0	0	4	2	6	0	0	0	1	1	16	
Team		3		0		3						1					
Totals		17		60		6		29		14		19		33		7	

FG % 1st Half: 5-26 19.2% 2nd half: 12-34 35.3% Game: 17-60 28.3%
 3FG % 1st Half: 3-15 20.0% 2nd half: 3-14 21.4% Game: 6-29 20.7%
 FT % 1st Half: 1-2 50.0% 2nd half: 0-0 0.0% Game: 1-2 50.0%

Officials: Terry Oglesby, Kelly Pfeffer, Kip Klasinger
 Technical fouls: Michigan St.-None, Ohio St.-None.
 Attendance: 15110
 2022-23 Men's Basketball. Round: 0. Michigan St. vs Ohio St.. Played at Value

Score by periods	1st	2nd	Total
Michigan St.	27	35	62

Points	In	Off	2nd	Fast	Bench
MSU	36	14	17	4	14

GAME 26

Michigan 84,
Michigan State 72

2/18/23

Crisler Center
Ann Arbor, Mich.Official Basketball Box Score -- Game Totals -- Final Statistics
Michigan St. vs Michigan
02/18/23 8:00 pm at Ann Arbor, MI

Michigan St. 72 • 16-10,8-7 Big T

#	Player		Total	3-Ptr		Rebounds										
			FG	FGA	FG	FT	FTA	Off	Def	TP	PF	TP	A	T	Bk	Stl
10	Joey Hauser		6	13	3	7	5	1	3	4	4	20	0	2	0	1
22	Mady Sissoko		1	2	0	0	2	1	1	2	5	4	0	0	0	0
02	Tyson Walker		5	11	1	5	0	0	0	4	11	2	2	0	0	34
03	Jaden Alkins		3	7	1	3	0	0	5	5	2	7	3	1	0	31
11	A.J. Hoggard		3	11	0	0	0	0	3	3	2	6	7	2	0	32
00	Jaxon Kohler		2	2	0	0	0	0	3	3	1	4	0	1	0	8
05	Tre Holloman		1	1	0	0	0	0	0	0	2	0	0	0	0	5
15	Carson Cooper		1	1	0	0	2	1	1	2	0	4	0	1	0	9
25	Malik Hall		6	11	2	4	0	1	2	3	2	14	1	0	0	25
	Team							2	3	3						
	Totals		28	59	7	19	9	19	25	20	72	13	8	1	2	200

FG % 1st Half: 16-30 53.3% 2nd half: 12-29 41.4% Game: 28-59 47.5%
 3FG % 1st Half: 4-11 36.4% 2nd half: 3-8 37.5% Game: 7-19 36.8%
 FT % 1st Half: 0-1 0.0% 2nd half: 9-9 100.0% Game: 9-10 90.0%

Michigan 84 • 15-12,9-7 Big T

#	Player	Total		3-Ptr		Rebounds		PF	TP	A	T	Bk	Stl	Min			
		FG	FGA	FG	FGA	FT	FTA										
42	Will Tschetter	3	6	1	2	0	0	1	0	1	3	7	0	1	0		
01	Hunter Dickinson	5	13	1	3	3	4	3	7	2	14	3	3	0	34		
00	Dug McDaniel	6	10	1	3	5	6	0	4	4	0	18	4	0	19		
02	Kobe Bufkin	6	9	3	5	2	2	3	5	3	17	2	2	0	34		
13	Jett Howard	3	9	1	7	3	2	3	5	2	10	0	2	1	23		
15	Joey Baker	3	6	2	5	2	2	0	4	4	2	10	0	0	19		
25	Jace Howard	0	1	0	1	0	0	1	1	0	0	0	0	0	9		
32	Tarris Reed Jr.	3	5	0	0	2	5	4	6	10	3	8	0	1	3	24	
Team		1		0		1											
Totals		29	59	0.76	17.3	1	2	15	84	9	9	3	700				

FG % 1st Half: 13-27 48.1% 2nd half: 16-32 50.0% Game: 29-59 49.2%
 3FG % 1st Half: 4-14 28.6% 2nd half: 5-12 41.7% Game: 9-26 34.6%
 FT % 1st Half: 3-3 100.0% 2nd half: 14-18 77.8% Game: 17-21 81.0%

Officials: Brian Dorsey, DJ Carstensen, Paul Szelc
 Technical fouls: Michigan St.-A.J. Hoggard, Michigan-None.
 Attendance: 12707
 2022-23 Men's Basketball. Round: 0. Michigan vs Michigan St.. Played at Crisler

Score by periods	1st	2nd	Total
Michigan St.	36	36	72
Michigan	33	51	84

Points	In	Off	2nd	Fast	Bench
MSU	34	11	8	6	24
MICH	30	16	13	4	18

Last FG - MSU 2nd-02:29, MICH 2nd-01:07.
 Largest lead - MSU by 8 1st-03:59, MICH by 12 2nd-00:21.
 MSU led for 25:54, MICH led for 08:20. Game was tied for 05:41.

Score tied - 11 times.
 Lead changed - 9 times.

2022-23 BOX SCORES

GAME 27

Michigan State 80,
Indiana 65

2/11/23

Breslin Center
East Lansing, Mich.Official Basketball Box Score -- Game Totals -- Final Statistics
Indiana vs Michigan St.
02/21/23 9:00 pm at East Lansing, MI

Indiana 65 • 19-9,10-7 Big Te

#	Player	Total	3-Ptr	Rebounds												
		FG	FGA	FG	FGA	FT	FTA	Off	Def	TP	PF	A	T	Blk	Stl	Min
12	Miller Kopp	f	2-3	2-3	0-0	0	2	2	5	6	1	1	0	0	29	
23	Trayce Jackson-Davis	f	8-13	0-0	3-6	1	6	7	2	19	5	7	0	1	35	
25	Race Thompson	f	3-6	0-0	1-2	0	1	1	2	7	2	1	1	0	25	
01	Jalen Hood-Schifano	g	6-13	0-5	4-4	0	3	3	2	16	1	1	0	0	30	
32	Trey Galloway	g	4-8	3-5	0-0	0	1	1	11	1	1	0	0	0	32	
03	Anthony Leal	g	0-0	0-0	2-2	0	0	0	2	0	0	0	0	1	4	
05	Malik Reneau	g	1-4	0-0	0-0	0	4	3	2	0	2	0	2	0	13	
10	Kaleb Banks	g	0-0	0-0	0-0	0	1	1	1	0	0	1	0	0	8	
11	CJ Gunn	g	0-2	0-1	2-2	2	0	2	0	2	0	0	0	0	2	
22	Jordan Geronimo	g	0-0	0-0	0-0	0	1	1	2	0	0	0	0	0	9	
53	Tamar Bates	g	0-1	0-0	0-0	0	0	0	0	0	0	1	0	1	13	
Totals			24-50	5-14	12-16	5	19	24	18	65	10	13	1	5	200	
FG % 1st Half: 12-24		50.0%		2nd half: 12-26		46.2%		Game: 24-50		48.0%						Deadball Rebounds
3FG % 1st Half: 3-7		42.9%		2nd half: 2-7		28.6%		Game: 5-14		35.7%						
FT % 1st Half: 2-5		40.0%		2nd half: 10-11		90.9%		Game: 12-16		75.0%						

Michigan St. 80 • 17-10,9-7 Big Te

#	Player	Total	3-Ptr	Rebounds				PF	TP	A	T	Blk	Stl	Min			
		FG	FGA	FG	FGA	FT	FTA	Off	Def								
10	Joey Hauser	f	3-9	2-7	2-2	1	7	8	2	10	1	2	0	35			
22	Mady Sissoko	c	1-1	0-0	0-0	2	1	3	3	2	1	0	1	18			
02	Tyson Walker	g	8-15	5-7	2-2	0	0	0	0	3	2	4	1	34			
03	Jaden Akins	g	2-7	2-4	0-0	0	4	4	2	6	2	1	0	28			
11	A.J. Hoggard	g	7-9	1-2	7-8	0	3	3	0	22	5	3	0	28			
00	Jaxon Kohler	g	2-4	0-0	0	5	2	7	2	4	1	2	0	19			
01	Pierre Brooks	g	0-1	0-0	0	0	0	0	0	0	0	0	0	4			
05	Tre Holloman	g	1-2	0-0	1-1	0	0	0	1	3	0	0	0	10			
25	Malik Hall	g	2-7	0-0	6-6	2	3	5	0	10	0	1	0	14			
	Team																
Totals		26	55	10	21	18	19	23	33	13	80	14	10	1	7	200	
FG % 1st Half: 12-28		42.9%		2nd half: 14-27		51.9%		Game: 26-55		47.3%						Deadball Rebounds	1
3FG % 1st Half: 5-13		38.5%		2nd half: 5-10		50.0%		Game: 10-21		47.6%							
FT % 1st Half: 6-7		85.7%		2nd half: 12-12		100.0		Game: 18-19		94.7%							

Officials: Kipp Kissinger/Courtney Green/Larry Sciotto

Technical fouls: Indiana-None, Michigan St.-None.

Attendance: 14,977

2022-23 Men's Basketball, Round: 0. Indiana vs Michigan St., Played at Breslin

Score by periods				Total
	1st	2nd	3rd	
Indiana	29	36	65	65
Michigan St.	35	45	80	80

Last FG - IND 2nd-02:56, MSU 2nd-00:09.

Largest lead - IND by 9 1st-15:03, MSU by 15 2nd-00:09.

IND led for 15:51. IND led for 22:27. Game was tied for 01:42.

Points		In	Off	2nd	Fast	Bench
IND		Paint	T/O	Chance	Break	Rebounds
30	8	6	5	6	6	6
26	12	13	2	17		

Score tied - 1 time.

Lead changed - 01:42.

GAME 28

Iowa 112,
Michigan State 106
OT

2/25/23

Carver-Hawkeye Arena
Iowa City, IowaOfficial Basketball Box Score -- Game Totals -- Final Statistics
Michigan St. vs Iowa
02/25/23 11:00 am at Iowa City, IA

Michigan St. 106 • 17-11,9-8 Big Te

#	Player		Total	3-Ptr			Rebounds										
			FG	FGA	FG	FGA	FT	FTA	Off	Def	TP	TP	A	To	Blk	Stl	Min
10	Joey Hauser	r	6-9	4-4	2-2	0	5	5	3	18	4	1	1	0	1	41	
22	Mady Sissoko	c	1-1	0-0	0-0	1	5	6	3	2	1	1	0	0	0	20	
02	Tyson Walker	g	11-15	2-3	7-8	0	4	4	2	31	5	2	0	1	0	42	
03	Jaden Akins	g	7-10	4-4	3-4	0	3	3	3	21	1	2	0	0	0	34	
11	A.J. Hoggard	g	1-6	1-2	12-14	0	4	4	15	7	4	0	1	0	1	34	
00	Jaxon Kohler	g	1-2	0-0	0-0	1	1	2	1	2	0	0	0	0	0	4	
01	Pierre Brooks	g	0-0	0-0	0-0	0	0	0	0	0	0	0	0	0	0	2	
05	Tre Holloman	g	0-1	0-0	0-0	0	0	0	2	0	1	1	0	0	0	9	
15	Carson Cooper	g	0-0	0-0	1-2	0	0	0	1	1	0	0	0	0	0	3	
25	Malik Hall	g	5-10	0-2	6-6	1	1	2	3	16	2	3	0	1	0	36	
43	Jason Whittens	g	0-0	0-0	0-0	0	0	0	0	0	0	0	0	0	0	0	
Team																	
Totals			32-54	11-15	31-36	4	26	30	22	106	21	15	1	3	225		
FG % 1st Half: 17-27			63.0%	2nd half: 14-22			63.6%	OT: 1-5			20.0%	Game: 32-54			59.3%	Deadball Rebounds	
3FG % 1st Half: 6-8			75.0%	2nd half: 5-5			100.0	OT: 0-2			0.0%	Game: 11-15			73.3%	3	
FT % 1st Half: 2-2			100.0	2nd half: 26-30			86.7%	OT: 3-4			75.0%	Game: 31-36			86.1%		

Iowa 112 • 18-11,10-8 Big T

#	Player		Total		3-Ptr		Rebounds												
			FG	FGA	FG	FGA	FT	FTA	Off	Def	TP	A	To	Blk	Min				
00	Filip Brabeca	f	6-9	0-0	6-6				2	1	3	5	18	5	2	0	1	34	
24	Kris Murray	f	8-19	2-8	8-11				3	5	8	3	26	4	1	1	3	38	
01	Athron Ullis	g	2-4	1-1	0-0				0	0	2	5	2	1	0	1	15		
11	Tony Perkins	g	9-12	4-5	2-3				5	4	9	3	24	6	3	0	3	38	
30	Connor McCaffery	g	3-9	3-7	1-3				0	0	3	5	10	6	1	0	0	37	
04	Josh Dix	g	0-1	0-1	0-0				0	0	0	1	0	0	0	0	0	8	
20	Payton Sandfort	g	7-14	6-10	2-2				2	3	2	22	1	0	0	1	32		
22	Patrick McCaffery	g	3-7	1-4	0-0				1	3	4	2	7	1	0	1	0	23	
Team									2	2									
Totals			38-75	17-36	19-25				15	19	34	23	112	25	9	1	10	225	
FG % 1st Half: 17-34			50.0%		2nd half: 18-34			52.9%		OT: 3-7		42.9%		Game: 38-75			50.7%		Deadball Rebounds
3FG % 1st Half: 6-16			37.5%		2nd half: 11-20			55.0%		OT: 0-0		0.0%		Game: 17-36			47.2%		
FT % 1st Half: 2-2			100.0		2nd half: 12-17			70.6%		OT: 5-6		83.3%		Game: 19-25			76.0%		

Officials: John Floyd, Lewis Garrison, Kelly Pfeiffer

Technical fouls: Michigan St.-None, Iowa-TEAM.

Attendance: 15,056

2022-23 Men's Basketball, Round: 0. Iowa vs Michigan St., Played at Carver-Haw

Score by periods				Total
	1st	2nd	OT	
Michigan St.	42	59	5	106
Iowa	42	59	11	112

Last FG - MSU OT-04:22, IOWA OT-00:26.

Largest lead - MSU by 13 2nd-07:03, IOWA by 6 1st-08:15.

MSU led for 19:44. IOWA led for 17:58. Game was tied for 07:18.

Points		In
--------	--	----

2022-23 BOX SCORES

GAME 29

Michigan State 80,
Nebraska 67

2/28/23

Pinnacle Bank Arena
Lincoln, Neb.Official Basketball Box Score -- Game Totals -- Final Statistics
Michigan St. vs Nebraska
02/28/23 8:00 pm at Lincoln, NE

Michigan St. 80 • 18-11,10-8 Big T

#	Player	Total		3-Ptr		Rebounds		PF	TP	A	TO	Bk	Stl	Min
		FG-FGA	FG-FGA	FT-FTA	Off Def Tot	PF	TP							
10	Joey Hauser	f	7-15	6-11	0-0	1	6	7	2	20	2	1	0	32
22	Mady Sissoko	c	1-1	0-0	0-0	4	3	7	3	2	0	2	1	0
02	Tyson Walker	g	6-13	3-4	4-5	2	3	5	3	19	2	3	1	37
03	Jaden Atkins	g	6-14	5-9	0-0	0	1	1	17	0	1	0	1	29
11	A.J. Hoggard	g	4-11	0-1	2-2	0	3	3	1	10	14	1	0	14
00	Jaxon Kohler	g	2-2	0-0	0	2	2	4	1	4	0	0	2	15
01	Pierre Brooks	g	0-0	0-0	0-0	0	0	0	1	0	0	0	0	4
05	Tre Holloman	g	0-0	0-0	0-0	0	0	0	1	0	0	0	0	4
13	Steven Izzo	g	0-0	0-0	0-0	0	0	0	0	0	0	0	0	0+
14	Davis Smith	g	0-0	0-0	0-0	0	0	0	0	0	1	0	0	0+
25	Malik Hall	g	3-8	2-4	0-0	0	3	3	8	1	1	0	1	23
43	Jason Whitens	g	0-0	0-0	0-0	0	0	0	0	0	0	0	0	0+
Team		3		1		4								
Totals		29-64	16-29	6-7	12	22	34	16	80	19	10	3	5	200

FG % 1st Half: 10-36 27.8% 2nd half: 19-28 67.9% Game: 29-64 45.3%
 3FG % 1st Half: 4-12 33.3% 2nd half: 12-17 70.6% Game: 16-29 55.2%
 FT % 1st Half: 2-2 100.0 2nd half: 4-5 80.0% Game: 6-7 85.7%

Nebraska 67 • 15-15,8-11 Big T

#	Player	Total		3-Ptr		Rebounds		PF	TP	A	TO	Bk	Stl	Min
		FG-FGA	FG-FGA	FT-FTA	Off Def Tot	PF	TP							
13	Derrick Walker	f	6-9	0-0	1-1	2	3	5	1	13	3	3	2	33
00	C.J. Wilcher	g	1-5	0-3	0-0	0	1	1	4	2	0	0	1	21
05	Sam Griesel	g	4-9	2-6	2-5	0	8	8	2	12	3	5	0	38
10	Jamarques Lawrence	g	7-10	1-4	0-0	1	3	4	4	15	3	2	0	13
20	Keisel Tomioka	g	7-11	4-8	2-3	0	2	2	0	20	0	0	0	30
01	Sam Holberg	g	0-4	0-2	5-6	0	4	4	2	5	1	0	1	23
24	Jeff Grace	g	0-0	0-0	0-0	0	0	0	0	0	0	0	0	0+
32	Wilhelm Breidenbach	g	0-0	0-0	0-0	0	1	1	1	0	0	0	0	15
33	Oleg Kojenets	g	0-1	0-0	0-0	0	1	1	0	0	0	0	0	7
Team		1		0		1								
Totals		25-49	7-23	10-15	4	23	27	14	67	11	14	2	3	200

FG % 1st Half: 15-26 57.7% 2nd half: 10-23 43.5% Game: 25-49 51.0%
 3FG % 1st Half: 4-11 36.4% 2nd half: 3-12 25.0% Game: 7-23 30.4%
 FT % 1st Half: 4-7 57.1% 2nd half: 6-8 75.0% Game: 10-15 66.7%

Officials: Larry Sciotto,Bill Ek,Paul Szelc
 Technical fouls: Michigan St.-None, Nebraska-None.
 Attendance: 15020
 2022-23 Men's Basketball. Round: 0, Michigan St. vs Nebraska. Played at Pinnacle

Score by periods			1st	2nd	Total			
Michigan St.			26	54	80			
Nebraska			38	29	67			

Last FG - MSU 2nd-00:32, NEBR 2nd-00:08.
 Largest lead - MSU by 17 2nd-00:32, NEBR by 15 1st-06:10

Score tied - 1 time.
 Lead changed - 2 times.

GAME 30

Michigan State 84,
Ohio State 78

3/4/23

Breslin Center
East Lansing, Mich.Official Basketball Box Score -- Game Totals -- Final Statistics
Ohio St. vs Michigan St.
03/04/23 12:00 pm at East Lansing, MI

Ohio St. 78 • 13-18,15-8 Big T

#	Player	Total		3-Ptr		Rebounds		PF	TP	A	TO	Bk	Stl	Min
		FG-FGA	FG-FGA	FT-FTA	Off Def Tot	PF	TP							
10	Brice Sensabaugh	f	7-15	3-6	4-4	1	4	5	3	21	2	2	0	30
14	Justice Sueing	g	4-10	0-3	2-2	3	6	9	3	10	7	1	0	24
34	Felix Okpara	c	2-4	0-0	0	0	3	3	1	4	1	0	1	17
11	Roddy Gayle Jr.	g	2-3	0-1	0-0	0	1	1	2	4	0	0	1	19
02	Bruce Thornton	g	7-15	4-8	2-2	0	2	2	3	20	1	1	0	33
03	Eugene Brown III	g	1-1	0-0	3-4	1	2	3	1	5	1	1	1	17
04	Sean McNeil	g	4-7	3-6	0-0	1	2	3	3	11	3	0	0	28
13	Isaac Likekele	g	1-3	1-1	0-0	0	1	1	4	3	0	2	0	12
Team		1		2		3								
Totals		28-58	11-25	11-12	7	22	29	20	78	15	8	3	6	200

FG % 1st Half: 12-27 44.4% 2nd half: 16-31 51.6% Game: 28-58 48.3%
 3FG % 1st Half: 4-10 40.0% 2nd half: 7-15 46.7% Game: 11-25 44.0%
 FT % 1st Half: 6-6 100.0 2nd half: 5-6 83.3% Game: 11-12 91.7%

Michigan St. 84 • 19-11,11-8 Big T

#	Player	Total		3-Ptr		Rebounds		PF	TP	A	TO	Bk	Stl	Min
		FG-FGA	FG-FGA	FT-FTA	Off Def Tot	PF	TP							
10	Joey Hauser	f	6-7	1-2	0	6	6	1	2	3	10	0	1	0
25	Malik Hall	f	4-8	2-4	0-0	1	2	3	3	10	0	0	1	28
02	Tyson Walker	g	7-15	1-4	0-0	0	3	3	2	15	6	0	0	15
11	A.J. Hoggard	g	6-11	2-3	9-11	0	3	3	0	23	7	1	0	31
43	Jason Whitens	g	0-0	0-0	0	0	0	0	0	0	0	0	0	2
00	Jaxon Kohler	g	0-1	0-0	0	1	0	1	1	0	0	0	2	0
01	Pierre Brooks	g	0-1	0-1	0-0	0	0	0	0	0	0	0	0	4
03	Jaden Atkins	g	4-7	3-4	2-3	0	3	3	1	13	0	0	0	25
05	Tre Holloman	g	1-1	1-1	0-0	0	0	0	2	3	1	0	0	0+
13	Steven Izzo	g	0-0	0-0	0-0	0	0	0	0	0	0	0	0	0+
14	Davis Smith	g	0-0	0-0	0-0	0	0	0	0	0	0	0	0	0+
15	Carson Cooper	g	0-0	0-0	0-0	0	0	0	1	0	0	1	0	0+
20	Nick Sanders	g	0-0	0-0	0-0	0	0	0	0	0	0	0	0	0+
22	Mady Sissoko	g	1-2	0-0	2-4	3	4	7	1	4	1	3	1	22
Team		1		2		3								
Totals		29-53	12-20	14-20	6	23	29	12	84	17	8	2	2	200

FG % 1st Half: 17-30 56.7% 2nd half: 12-23 52.2% Game: 29-53 54.7%
 3FG % 1st Half: 8-14 57.1% 2nd half: 4-6 66.7% Game: 12-20 60.0%
 FT % 1st Half: 1-3 33.3% 2nd half: 13-17 76.5% Game: 14-20 70.0%

Officials: Chris Beaver,Bill Ek,D.J. Carstensen
 Technical fouls: Ohio St.-None, Michigan St.-None.
 Attendance: 14757
 2022-23 Men's Basketball. Round: 0, Michigan St. vs Ohio St. Played at Breslin

Score by periods			1st	2nd	Total			
Ohio St.			34	44	78			
Michigan St.			43	41	84			

Last FG - OSU 2nd-00:10, MSU 2nd-01:03.
 Largest lead - OSU by 2 1st-19:39, MSU by 13 1st-13:41.
 OSU led for 00:36, MSU led for 38:34. Game was tied for 00:50.

Score tied - 1 time.
 Lead changed - 1 time.

2022-23 BOX SCORES

GAME 31

Ohio State 68,
Michigan State 58

3/10/23

United Center
Chicago, Ill.

Official Basketball Box Score -- Game Totals -- Final Statistics
Ohio St. vs Michigan St.
03/10/23 1:30 pm at Chicago, IL

Ohio St. 68 • 16-18,5-15 Big T

#	Player	Total		3-Ptr		Rebounds		PF	TP	A	T.O.	Blk	Stl	Min	
		FG	FGA	FG	FGA	FT	FTA								
14	Justice Sueing	f	5-15	4-7	0-0	0	4	4	4	14	2	0	0	1	35
34	Felix Okpara	c	4-6	0-0	0-0	2	6	8	3	8	1	0	5	0	35
30	Roddy Gayle Jr.	g	5-8	3-3	2-2	0	3	3	4	15	1	1	1	1	25
02	Bruce Thornton	g	8-17	1-3	4-7	2	2	4	0	21	6	0	2	1	35
04	Sean McNeil	g	2-8	1-5	0-0	1	5	6	1	5	3	0	0	0	39
00	Tanner Holden		1-1	1-1	0-0	0	1	1	2	3	0	0	0	0	6
03	Eugene Brown III		0-0	0-0	0-0	0	1	1	1	0	0	1	0	0	4
13	Isaac Likekele	g	0-1	0-0	2-3	0	1	1	2	2	2	2	0	1	19
15	Bowen Hardman		0-0	0-0	0-0	0	0	0	0	0	0	0	0	0	1
24	Kalen Etzler		0-0	0-0	0-0	0	0	0	0	0	0	0	0	0	+
44	Owen Spencer		0-0	0-0	0-0	0	0	0	0	0	0	0	0	0	1
Team						3	2	5							
Totals			25-56	10-19	8-12	8	25	33	17	68	15	5	8	4	200
FG % 1st Half: 14-27 51.9% 2nd half: 11-29 37.9% Game: 25-56 44.6% Deadball Rebounds 2															
3FG % 1st Half: 5-9 55.6% 2nd half: 5-10 50.0% Game: 10-19 52.6%															
FT % 1st Half: 0-0 0.0% 2nd half: 8-12 66.7% Game: 8-12 66.7%															

Michigan St. 58 • 19-12,11-8 Big T

#	Player	Total		3-Ptr		Rebounds		PF	TP	A	T.O.	Blk	Stl	Min	
		FG	FGA	FG	FGA	FT	FTA								
10	Joey Hauser	f	3-5	1-3	8-8	1	5	6	2	15	2	0	1	34	
22	Mady Sissoko	c	3-3	0-0	0-2	2	1	3	3	6	2	1	1	25	
02	Tyson Walker	g	4-9	1-4	1-2	0	3	3	10	2	2	1	1	37	
03	Jaden Akins	g	5-13	0-2	0-0	1	3	4	0	10	0	0	1	30	
11	A.J. Hoggar	g	4-12	1-2	1-2	0	5	5	3	10	2	2	1	29	
00	Jaxon Kohler		0-2	0-0	0-0	1	0	1	2	0	0	1	0	6	
01	Pierre Brooks		0-1	0-0	0-0	0	0	0	0	0	0	0	0	4	
05	Tre Holloman		2-4	0-2	0-0	0	1	1	0	4	0	0	0	10	
15	Carson Cooper		0-0	0-0	0-0	0	0	0	0	0	0	0	0	1	
25	Malik Hall		0-6	0-3	3-4	2	2	4	2	3	1	1	1	23	
43	Jason Whitens		0-0	0-0	0-0	0	1	1	0	0	0	0	0	1	
Team						3	4	7							
Totals			21-55	3-16	13-18	10	25	35	15	58	9	8	6	3	200
FG % 1st Half: 9-29 31.0% 2nd half: 12-26 46.2% Game: 21-55 38.2% Deadball Rebounds 4															
3FG % 1st Half: 1-9 11.1% 2nd half: 2-7 28.6% Game: 3-16 18.8%															
FT % 1st Half: 5-8 62.5% 2nd half: 8-10 80.0% Game: 13-18 72.2%															

Officials: Rob Kueneman,Kelly Pfeifer,Larry Sciroto
Technical Fouls: Ohio St.-Tanner Holden, Michigan St.-None.
Attendance: 16788
2022-23 Men's Basketball, Round: 0, Michigan St. vs Ohio St., Played at United

Score by periods	1st	2nd	Total
Ohio St.	33	35	68
Michigan St.	24	34	58

GAME 32

Michigan State 72,
Southern Cal 62

3/17/23

Nationwide Arena
Columbus, Ohio

Official Basketball Box Score -- Game Totals -- Final Statistics
Southern California vs Michigan St.
03/17/23 12:15 pm at Columbus, OH

Southern California 62 • 22-11,14-6 Pac-1

#	Player	Total		3-Ptr		Rebounds		PF	TP	A	T.O	Blk	Stl	Min		
		FG	FGA	FG	FGA	FT	FTA								Off	Def
24	Joshua Morgan	f	7-9	0-0	0-0	3	2	5	1	14	1	2	0	33		
00	Kobe Johnson	g	5-12	3-7	0-0	3	6	9	3	13	4	1	0	1	36	
05	Boogie Ellis	g	3-12	0-3	0-0	0	6	6	5	6	5	3	0	1	35	
13	Drew Peterson	g	4-10	1-4	2-2	0	7	7	3	11	2	2	0	0	39	
02	Tre White	g	0-3	0-1	4-4	0	3	3	2	4	0	2	1	0	19	
01	Malik Thomas		0-0	0-0	0-0	0	0	0	0	0	0	0	0	0	1	
02	Reese Dixon-Waters		4-11	2-4	0-0	1	3	4	2	10	2	1	0	0	30	
00	Harrison Hornery		1-1	1-1	0-0	0	0	0	1	3	0	0	0	0	1	
33	Kijari Wright		0-0	0-0	1-2	1	0	1	1	1	1	0	1	0	6	
Team						0	1	1								
Totals			24-58	7-20	1	7-8	8	28	36	18	62	15	11	2	2	200
FG % 1st Half: 13-26 50.0% 2nd half: 11-32 34.4% Game: 24-58 41.4% Deadball Rebounds 1																
3FG % 1st Half: 3-7 42.9% 2nd half: 4-13 30.8% Game: 7-20 35.0%																
FT % 1st Half: 5-6 83.3% 2nd half: 2-2 100.0 Game: 7-8 87.5%																

Michigan St. 72 • 20-12,11-8 Big T

#	Player	Total		3-Ptr		Rebounds		PF	A	T.O.	Blk	Stl	Min		
		FG	FGA	FG	FGA	FT	FTA								
22	Joey Hauser	f	4-9	4-6	5-6	1	7	8	1	17	1	1	0	36	
22	Mady Sissoko	c	2-4	0-0	0-1	1	4	5	1	4	0	1	2	0	21
02	Tyson Walker	g	5-9	0-2	2-3	0	3	3	1	12	4	0	0	1	32
03	Jaden Akins	g	5-12	1-5	1-3	2	4	6	1	12	0	1	0	3	34
11	A.J. Hoggar	g	4-9	0-0	3-6	0	3	3	11	5	2	0	1	28	
00	Jaxon Kohler		1-1	0-0	0-0	1	0	1	0	2	0	1	0	0	5
05	Tre Holloman		1-1	0-0	0-0	0	0	0	1	2	0	0	0	0	3
15	Carson Cooper		2-2	0-0	2-4	2	2	4	0	6	0	0	0	0	13
25	Malik Hall		2-7	0-1	2-2	1	3	4	2	6	1	1	1	2	28
Team						0	0	0							
Totals			26-54	5-14	15-25	8	26	34	10	72	11	7	3	7	200
FG % 1st Half: 14-30 46.7% 2nd half: 12-24 50.0% Game: 26-54 48.1% Deadball Rebounds 2															
3FG % 1st Half: 2-8 25.0% 2nd half: 3-6 50.0% Game: 5-14 35.7%															
FT % 1st Half: 4-5 80.0% 2nd half: 11-20 55.0% Game: 15-25 60.0%															

Officials: Scott Brown,Steven Anderson,Roger Ayers
Technical Fouls: Southern California-None, Michigan St.-None.
Attendance:
2022-23 Men's Basketball, Round: 0, Michigan St. vs Southern California, Playe

Score by periods	1st	2nd	Total
Southern California	34	28	62
Michigan St.	34	38	72

Last FG - USC 2nd-00:35, MSU 2nd-04:25,
Largest lead - USC by 2 1st-19:13, MSU by 15 2nd-04:25,
USC led for 01:44, MSU led for 15:24, Game was tied for 02:52.

Points	In	Off	2nd	Fast	Bench
USC	20	8	Chance	Break	14
MSU	32	16	6	8	16

Score tied - 5 times,
Lead changed - 5 times.

2022-23 BOX SCORES

GAME 33

Michigan State 69,
Wisconsin 60

3/19/23

Nationwide Arena
Columbus, OhioOfficial Basketball Box Score -- Game Totals -- Final Statistics
Michigan St. vs Marquette
03/19/23 5:15 pm at Columbus, OH

Michigan St. 69 • 21-12,11-8 Big T

#	Player	Total		3-Ptr		Rebounds		PF	TP	A	T	Bk	Stl	Min
		FG	FGA	FG	FGA	FT	FTA							
10	Joey Hauser	c	3-8	1-3	7-7	1	9	10	3	14	0	1	0	1 35
22	Mady Sissoko	c	3-3	0-0	2-2	3	7	10	4	8	0	1	2	2 21
02	Tyson Walker	g	8-17	3-3	7-8	0	2	2	1	23	2	0	0	1 36
03	Jaden Atkins	g	2-8	0-5	1-3	1	3	4	0	5	1	0	0	1 29
11	A.J. Hoggard	g	5-9	1-1	2-3	1	2	3	4	13	4	5	0	1 29
00	Jaxon Kohler	g	0-0	0-0	0-0	0	0	0	0	0	0	0	0	1
05	Tre Holloman	g	0-1	0-0	0-0	0	0	0	0	0	0	0	0	5
15	Carson Cooper	g	1-1	0-0	0-0	2	0	2	4	2	0	0	1	0 16
25	Malik Hall	g	2-7	0-4	0-0	2	3	5	3	4	1	3	0	3 28
Team						0	0	0				3		
Totals		24-54	2-16	19-23	10	26	36	19	69	8	13	3	9	200

FG % 1st Half: 14-30 46.7% 2nd half: 10-24 41.7% Game: 24-54 44.4%
 3FG % 1st Half: 1-10 10.0% 2nd half: 1-6 16.7% Game: 2-16 12.5%
 FT % 1st Half: 4-6 66.7% 2nd half: 15-17 88.2% Game: 19-23 82.6%

Marquette 60 • 29-17,3 Big Ea

#	Player	Total		3-Ptr		Rebounds		PF	TP	A	T	Bk	Stl	Min
		FG	FGA	FG	FGA	FT	FTA							
12	Olivier-Maxence Pros	f	5-11	3-7	3-5	1	3	4	2	16	0	0	0	0 38
13	Oso Igohadaro	f	4-6	0-0	2-3	2	5	7	3	10	4	2	0	0 27
01	Kam Jones	g	5-13	4-9	0-0	0	4	4	3	14	1	1	0	1 34
04	Stevie Mitchell	g	2-6	0-1	2-2	3	5	8	4	6	0	1	0	1 31
11	Tyler Kolek	g	2-8	2-5	1-2	0	4	4	7	5	6	0	1	0 29
05	Chase Ross	g	0-0	0-0	1-2	0	0	0	1	1	0	4	0	0 11
21	Ben Gold	g	1-2	1-2	0-0	1	0	1	0	3	1	0	0	0 8
22	Sean Jones	g	0-2	0-0	0-0	0	0	0	1	0	0	0	0	0 7
23	David Joplin	g	1-4	1-3	0-0	0	1	1	0	3	0	2	0	0 15
Team						2	0	2						
Totals		20-52	11-27	9-14	9	22	31	18	60	11	16	0	3	200

FG % 1st Half: 9-24 37.5% 2nd half: 11-28 39.3% Game: 20-52 38.5%
 3FG % 1st Half: 4-11 36.4% 2nd half: 7-16 43.8% Game: 11-27 40.7%
 FT % 1st Half: 6-9 66.7% 2nd half: 3-5 60.0% Game: 9-14 64.3%

Officials: Clarence Armstrong, Lee Cassell, Brian Dorsey
 Technical fouls: Michigan St.-None, Marquette-None.
 Attendance: 19566
 2022-23 Men's Basketball. Round: 0. Marquette vs Michigan St.. Played at Natio

Score by periods	1st	2nd	Total
Michigan St.	33	36	69
Marquette	28	32	60

Last FG - MSU 2nd-00:40, MARQ 2nd-00:10.
 Largest lead - MSU by 13 1st-12:24, MARQ by 3 2nd-17:49.
 MSU led for 29:34, MARQ led for 07:53. Game was tied for 02:33.

Score tied - 3 times.
 Lead changed - 5 times.

GAME 34

Kansas State 98,
Michigan State 93
OT

3/23/23

Madison Square Garden
New York, N.Y.Official Basketball Box Score -- Game Totals -- Final Statistics
Michigan St. vs Kansas St.
03/23/23 6:30 pm at New York, NY

Michigan St. 93 • 21-13,11-8 Big T

#	Player	Total		3-Ptr		Rebounds		PF	TP	A	T	Bk	Stl	Min
		FG	FGA	FG	FGA	FT	FTA							
10	Joey Hauser	c	5-11	4-9	4-5	0	6	6	4	18	0	0	0	1 38
22	Mady Sissoko	c	2-3	0-0	1-1	0	2	2	1	5	0	0	0	0 16
02	Tyson Walker	g	6-16	4-7	0-0	1	2	3	2	16	5	3	0	0 41
03	Jaden Atkins	g	6-10	4-5	0-0	3	1	4	2	16	3	3	1	0 38
11	A.J. Hoggard	g	7-14	1-2	10-11	0	2	2	0	25	6	4	0	0 40
00	Jaxon Kohler	g	1-2	0-0	0-0	0	2	2	0	2	0	0	0	0 3
05	Tre Holloman	g	0-0	0-0	0-0	0	0	0	1	0	1	0	0	0 5
15	Carson Cooper	g	0-0	0-0	0-0	2	0	2	4	0	1	0	0	0 12
25	Malik Hall	g	4-7	0-2	3-5	3	5	8	2	11	2	3	1	0 32
Team						4	4	8						
Totals		31-63	13-25	18-22	13	24	37	16	93	18	13	6	2	225

FG % 1st Half: 12-30 40.0% 2nd half: 16-27 59.3% OT: 3-6 50.0% Game: 31-63 49.2%
 3FG % 1st Half: 5-9 55.6% 2nd half: 7-15 46.7% OT: 1-1 100.0% Game: 13-25 52.0%
 FT % 1st Half: 9-9 100.0% 2nd half: 5-8 62.5% OT: 4-5 80.0% Game: 18-22 81.8%

Kansas St. 98 • 26-9,11-7 Big 12

#	Player	Total		3-Ptr		Rebounds		PF	TP	A	T	Bk	Stl	Min
		FG	FGA	FG	FGA	FT	FTA							
11	Keyontae Johnson	f	10-18	1-4	1-2	1	5	6	2	22	1	2	0	0 45
35	Nae'Qwan Tomlin	f	4-9	0-1	3-4	4	3	7	4	11	3	0	2	1 35
01	Markquis Nowell	g	7-18	2-6	4-4	1	2	3	2	20	19	2	0	5 43
05	Cam Carter	g	5-6	2-3	0-0	0	6	6	4	12	2	0	0	3 37
13	Deshaun Sims	g	2-4	1-3	2-2	0	2	2	5	7	0	0	0	0 19
03	David N'Guessan	g	5-5	1-1	0-2	0	1	1	4	11	1	0	1	1 17
23	Abayomi Iyiola	g	0-0	0-0	0-0	0	0	0	1	0	0	1	0	0 2
25	Ismael Massoud	g	5-8	4-6	1-2	0	2	2	2	15	0	0	0	0 27
Team						2	2	4						
Totals		38-68	11-24	11-16	8	23	31	24	98	26	5	3	10	225

FG % 1st Half: 16-26 61.5% 2nd half: 16-33 48.5% OT: 6-9 66.7% Game: 38-68 55.9%
 3FG % 1st Half: 7-12 58.3% 2nd half: 4-9 44.4% OT: 0-3 0.0% Game: 11-24 45.8%
 FT % 1st Half: 4-8 50.0% 2nd half: 3-4 75.0% OT: 4-4 100.0% Game: 11-16 68.8%

Officials: Paul Zelic, Jeb Hartness, Jeff Anderson
 Technical fouls: Michigan St.-None, Kansas St.-None.
 Attendance: 2022-23 Men's Basketball. Round: 0. Kansas St. vs Michigan St.. Played at Madi

Score by periods	1st	2nd	OT	Total
Michigan St.	38	44	11	93
Kansas St.	43	39	16	98

Last FG - MSU OT-01:47, KSTATE OT-00:00.
 Largest lead - MSU by 4 1st-07:28, KSTATE by 9 2nd-18:16.
 MSU led for 08:41, KSTATE led for 27:05. Game was tied for 09:08.

Score tied - 14 times.
 Lead changed - 16 times.

2022-23 STATISTICS

ALL GAMES: 21-13

Overall record: 21-13 Conf: 11-8 Home: 12-2 Away: 5-7 Neutral: 4-4

#	Player	gp-gs	min	avg	Total			3-Point			F-Throw			Rebounds			pf	dq	a	to	blk	stl	pts	avg
					fg-fga	fg%	3fg-fga	3fg%	ft-fa	ft%	off	def	tot	avg										
02	Tyson Walker	34-34	1155	34.0	197-429	.459	59-142	.415	51-64	.797	9	77	86	2.5	75	0	98	43	8	38	504	14.8		
10	Joey Hauser	34-34	1157	34.0	164-339	.484	77-167	.461	85-97	.876	45	194	239	7.0	78	1	61	50	7	14	490	14.4		
11	A.J. Hoggard	34-33	1040	30.6	143-343	.417	24-73	.329	127-158	.804	6	119	125	3.7	80	0	201	88	11	30	437	12.9		
03	Jaden Akins	30-25	824	27.5	110-262	.420	49-116	.422	24-34	.706	24	95	119	4.0	45	0	36	39	11	36	293	9.8		
25	Malik Hall	23-5	595	25.9	72-165	.436	16-49	.327	44-52	.846	33	67	100	4.3	46	0	28	35	9	12	204	8.9		
22	Mady Sissoko	34-33	727	21.4	63-103	.612	0-0	.000	47-74	.635	58	148	206	6.1	95	3	18	42	28	9	173	5.1		
01	Pierre Brooks	30-5	429	14.3	39-117	.333	24-74	.324	6-10	.600	16	35	51	1.7	21	0	11	11	0	5	108	3.6		
00	Jaxon Kohler	34-0	365	10.7	50-99	.505	0-2	.000	2-8	.250	35	63	98	2.9	45	0	10	21	16	5	102	3.0		
15	Carson Cooper	30-0	199	6.6	19-26	.731	0-0	.000	9-19	.474	12	15	27	0.9	32	0	3	7	8	4	47	1.6		
05	Tre Holloman	34-0	292	8.6	17-44	.386	3-13	.231	6-10	.600	3	24	27	0.8	33	0	29	11	3	5	43	1.3		
43	Jason Whitens	19-1	80	4.2	4-6	.667	0-2	.000	0-0	.000	4	6	10	0.5	3	0	2	2	0	3	8	0.4		
14	Davis Smith	12-0	22	1.8	1-5	.200	0-2	.000	0-0	.000	1	1	2	0.2	2	0	0	1	0	0	2	0.2		
20	Nick Sanders	7-0	7	1.0	0-2	.000	0-1	.000	0-0	.000	0	0	0	0.0	0	0	0	0	0	0	0	0.0		
13	Steven Izzo	8-0	8	1.0	0-4	.000	0-1	.000	0-2	.000	1	1	2	0.3	2	0	0	0	0	0	0	0.0		
Team											60	61	121					20						
Total.....		34	6900		879-1944	.452	252-642	.393	401-528	.759	307	906	1213	35.7	557	4	497	370	101	161	2411	70.9		
Opponents.....		34	6900		834-1967	.424	245-757	.324	396-550	.720	305	805	1110	32.6	556	-	447	335	117	193	2309	67.9		

BIG TEN GAMES: 11-8/4th

RECORD:	OVERALL	HOME	AWAY	NEUTRAL
ALL GAMES	11-8	7-2	4-6	0-0
CONFERENCE	11-8	7-2	4-6	0-0
NON-CONFERENCE	0-0	0-0	0-0	0-0

#	Player	gp-gs	min	avg	Total		3-Point		F-Throw		Rebounds					pf	dq	a	to	blk	stl	pts	avg
					fg-fga	fg%	3fg-fga	3fg%	ft-fa	ft%	off	def	tot	avg									
02	Tyson Walker	19-19	632	33.3	116-240	.483	37-76	.487	23-29	.793	7	35	42	2.2	46	0	47	24	4	24	292	15.4	
10	Joey Hauser	19-19	654	34.4	91-194	.469	43-96	.448	40-46	.870	21	114	135	7.1	42	0	31	26	5	6	265	13.9	
11	A.J. Hoggard	19-18	590	31.1	81-193	.420	14-39	.359	74-91	.813	3	68	71	3.7	40	0	113	41	3	19	250	13.2	
03	Jaden Akins	19-18	542	28.5	68-164	.415	33-77	.429	17-22	.773	9	67	76	4.0	33	0	25	27	5	24	186	9.8	
25	Malik Hall	14-1	343	24.5	43-102	.422	10-26	.385	25-28	.893	20	38	58	4.1	26	0	19	19	3	4	121	8.6	
22	Mady Sissoko	19-18	394	20.7	27-43	.628	0-0	.000	21-32	.656	33	78	111	5.8	58	2	7	28	15	2	75	3.9	
00	Jaxon Kohler	19-0	212	11.2	32-52	.615	0-1	.000	1-3	.333	17	34	51	2.7	25	0	6	12	8	4	65	3.4	
01	Pierre Brooks	18-1	189	10.5	12-47	.255	8-33	.242	2-2	1.000	5	14	19	1.1	13	0	4	4	0	0	34	1.9	
15	Carson Cooper	16-0	96	6.0	10-11	.909	0-0	.000	4-9	.444	5	9	14	0.9	16	0	2	5	5	2	24	1.5	
05	Tre Holloman	19-0	144	7.6	6-18	.333	1-2	.500	1-2	.500	2	10	12	0.6	19	0	12	8	0	1	14	0.7	
13	Steven Izzo	4-0	3	0.8	0-3	.000	0-1	.000	0-1	.000	1	0	1	0.3	1	0	0	0	0	0	0	0.0	
43	Jason Whitens	10-1	19	1.9	0-0	.000	0-0	.000	0-0	.000	1	1	2	0.2	2	0	1	1	0	0	0	0.0	
14	Davis Smith	6-0	5	0.8	0-1	.000	0-1	.000	0-0	.000	0	0	0	0.0	0	0	0	1	0	0	0	0.0	
20	Nick Sanders	3-0	2	0.7	0-0	.000	0-0	.000	0-0	.000	0	0	0	0.0	0	0	0	0	0	0	0	0.0	
Team											31	30	61					11					
Total.....		19	3825		486-1068	.455	146-352	.415	208-265	.785	155	498	653	34.4	321	2	267	207	48	86	1326	69.8	
Opponents.....		19	3825		458-1065	.430	121-394	.307	247-339	.729	164	440	604	31.8	295	-	228	184	61	108	1284	67.6	

2022-23 BIG TEN STANDINGS

	Big Ten			Overall		
	W	L	Pct.	W	L	Pct.
1. Purdue	15	5	.750	29	6	.829
2. Indiana	12	8	.600	23	12	.657
3. Northwestern	12	8	.600	22	12	.647
4. Michigan State	11	8	.579	21	13	.618
5. Maryland	11	9	.550	22	13	.629
6. Illinois	11	9	.550	20	13	.606
7. Iowa	11	9	.550	19	14	.576
8. Michigan	11	9	.550	18	16	.529
9. Penn State	10	10	.500	23	14	.622
10. Rutgers	10	10	.500	19	15	.559
11. Wisconsin	9	11	.450	20	15	.571
12. Nebraska	9	11	.450	16	16	.500
13. Ohio State	5	15	.250	16	19	.457
14. Minnesota	2	17	.105	9	22	.290

MSU IN BIG TEN STATS

Team (All Games)

Scoring Offense	8th (70.9)
Scoring Defense	7th (67.9)
Scoring Margin	11th (+3.0)
Free-Throw Pct.	1st (75.9)
Field-Goal Pct.	7th (45.2)
FG Pct. Defense	6th (42.4)
3-Pt. FG Pct.	1st (39.3)
3-Pt. FG Pct. Def.	7th (32.4)
Rebounding Off.	8th (36.7)
Rebounding Def.	3rd (32.7)
Rebound Margin	3rd (+3.0)
Blocked Shots	11th (3.0)
Assists	6th (14.62)
Steals	11th (4.71)
Turnover Margin	12th (-1.09)
Assist/TO Ratio	5th (1.34)
Offensive Reb.	9th (9.0)
Defensive Reb.	3rd (26.7)
3-Point FG Made	7th (7.4)

Individual (All Games- Top 20)

Joey Hauser	
Scoring	12th (14.4)
Rebounds	10th (7.0)
FT Percentage	1st (87.6)
3-PT FG Made	5th (2.26/g)
Defensive Reb.	5th (5.7)
Minutes Played	9th (34.1)

A.J. Hoggard

Assists	3rd (5.9)
Assist/TO Ratio	5th (2.28)
FT Percentage	6th (80.4)

Tyson Walker

Scoring	11th (14.8)
FG Percentage	11th (45.9)
Minutes Played	11th (34.0)

Mady Sissoko

Rebounds	16th (6.1)
Offensive Reb.	14th (1.7)

Jaden Akins

Steals	15th (1.2)
--------	------------

2022-23 ALL-BIG TEN TEAMS

Coaches

FIRST TEAM

Terrence Shannon Jr., Illinois
 TRAYCE JACKSON-DAVIS, Indiana
 Kris Murray, Iowa
 Jalen Pickett, Penn State
 ZACH EDEY, PURDUE

SECOND TEAM*

Jahmir Young, Maryland
 Hunter Dickinson, Michigan
 Tyson Walker, Michigan State
 Derrick Walker, Nebraska
 Chase Audige, Northwestern
 Boo Buie, Northwestern

THIRD TEAM

Matthew Mayer, Illinois
 Jalen Hood-Schifino, Indiana
 Kobe Bufkin, Michigan
 Jett Howard, Michigan
 Clifford Omoruyi, Rutgers

HONORABLE MENTION

Connor McCaffery, Iowa
 Tony Perkins, Iowa
 Filip Rebraca, Iowa
 Julian Reese, Maryland
 Hakim Hart, Maryland
 Donta Scott, Maryland
 Joey Hauser, Michigan State
 A.J. Hoggard, Michigan State
 Dawson Garcia, Minnesota
 Keisei Tominaga, Nebraska
 Zed Key, Ohio State
 Brice Sensabaugh, Ohio State
 Justice Sueing, Ohio State
 Andrew Funk, Penn State
 Seth Lundy, Penn State
 Braden Smith, Purdue
 Fletcher Loyer, Purdue
 Caleb McConnell, Rutgers
 Paul Mulcahy, Rutgers
 Cam Spencer, Rutgers
 Chucky Hepburn, Wisconsin
ALL-FRESHMAN TEAM
 Jalen Hood-Schifino, Indiana
 Jett Howard, Michigan
 Brice Sensabaugh, Ohio State
 Braden Smith, Purdue
 Connor Essegian, Wisconsin
ALL-DEFENSIVE TEAM
 Trayce Jackson-Davis, Indiana
 Chase Audige, Northwestern
 Zach Edey, Purdue
 Caleb McConnell, Rutgers
 Clifford Omoruyi, Rutgers

PLAYER OF THE YEAR

Zach Edey, Purdue

CO-DEFENSIVE PLAYERS OF THE YEAR

Chase Audige, Northwestern
 Caleb McConnell, Rutgers

FRESHMAN OF THE YEAR

Jalen Hood-Schifino, Indiana

SIXTH MAN OF THE YEAR

Payton Sandfort, Iowa

COACH OF THE YEAR

Chris Collins, Northwestern

Unanimous selections IN ALL CAPS

*Additional honorees due to ties

Media

PLAYER OF THE YEAR

Zach Edey, Purdue

FRESHMAN OF THE YEAR

Jalen Hood-Schifino, Indiana

COACH OF THE YEAR

Chris Collins, Northwestern

FIRST TEAM*

TRAYCE JACKSON-DAVIS, Indiana
 KRIS MURRAY, Iowa
 Hunter Dickinson, Michigan
 Boo Buie, Northwestern
 JALEN PICKETT, Penn State
 ZACH EDEY, Purdue

SECOND TEAM

Terrence Shannon Jr., Illinois
 Jalen Hood-Schifino, Indiana
 Jahmir Young, Maryland
 Tyson Walker, Michigan State
 Clifford Omoruyi, Rutgers

THIRD TEAM

Filip Rebraca, Iowa
 Matthew Mayer, Illinois
 A.J. Hoggard, Michigan State
 Chase Audige, Northwestern
 Brice Sensabaugh, Ohio State

HONORABLE MENTION

Connor McCaffery, Iowa
 Tony Perkins, Iowa
 Julian Reese, Maryland
 Hakim Hart, Maryland
 Kobe Bufkin, Michigan
 Jett Howard, Michigan
 Joey Hauser, Michigan State
 Dawson Garcia, Minnesota
 Keisei Tominaga, Nebraska
 Derrick Walker, Nebraska
 Andrew Funk, Penn State
 Seth Lundy, Penn State
 Braden Smith, Purdue
 Fletcher Loyer, Purdue
 Caleb McConnell, Rutgers
 Paul Mulcahy, Rutgers
 Cam Spencer, Rutgers
 Chucky Hepburn, Wisconsin

Unanimous selections IN ALL CAPS





history & tradition



1979 NCAA CHAMPIONS

The 1978-79 season was truly a magical one for Coach Jud Heathcote and his Michigan State Spartans. Blending a perfect combination of individual ability, enthusiasm and teamwork, Heathcote formed a cohesive unit that captivated the nation and sellout crowds at Jenison Field House.


The Spartans compiled a 26-6 overall record and went 13-5 in the Big Ten to share the league crown with Purdue and Iowa.

State steamrolled through the NCAA Tournament, ending the season on top of the college basketball world with a 75-64 victory over Larry Bird and unbeaten Indiana State.

The 1978-79 squad gathered at Jenison Field House on Aug. 12, 1989, to play one more game against a team of former Spartan All-Stars. On a hot, sweltering night, the National Championship squad, led by Earvin Johnson's 25 points and 17 rebounds, topped the All-Stars, 95-93, before a sellout crowd of 10,004.





All-Americans Earvin "Magic" Johnson and Greg Kelser led the Spartans to the 1979 NCAA Championship.




Senior Greg Kelser (bottom far right), junior Terry Donnelly (above left) and sophomore Earvin Johnson (above right) enjoyed cutting down the nets.




Jud Heathcote guided the Spartans to the NCAA title in just his third season in East Lansing.



The 1979 title game was the first of many great meetings between Earvin Johnson and Larry Bird (33).



Stars like ISU's Larry Bird and MSU's Greg Kelser helped make the 1979 title game the highest rated game in college basketball history.



2000 NCAA CHAMPIONS

Tom Izzo talked to his team about leaving its mark on the program. The 1999-2000 Spartans did more than leave their mark; they set the standard by which all future Michigan State teams would be measured.

Part of being a champion is winning titles, which the Spartans accomplished in winning the National Championship, a third straight Big Ten Championship and a second consecutive Big Ten Tournament title. MSU's three consecutive conference crowns marked only the eighth time in league history that a team won three straight titles.

A champion is also measured by its character. The Spartans displayed their relentless spirit in overcoming many different forms of adversity during the season. From playing the first 13 games of the season without All-American guard Mateen Cleaves to fighting back from significant second-half deficits in three NCAA Tournament games, Michigan State played with contagious emotion.

Finishing the season 32-7, the Spartans capped their championship run with an 89-76 victory over Florida on April 3, 2000, in the RCA Dome in Indianapolis. Michigan State became the first championship team to defeat all six of its NCAA opponents by double figures since the NCAA Tournament expanded to 64 teams.




Tom Izzo guided MSU to the title in his fifth season.



Seniors A.J. Granger (below), Morris Peterson (above) and Mateen Cleaves (left) closed their careers with a national title.



BIG TEN CHAMPIONSHIP TEAMS

**1956-57 BIG TEN CHAMPIONS***16-10 Overall, 10-4 Big Ten*

MSU won its first Big Ten Championship under Coach Forrest Anderson. After opening the season with a 4-7 record, the Spartans won 10 in a row and 12-of-13 to capture a league title and advance to the school's first Final Four.

**1977-78 BIG TEN CHAMPIONS***25-5 Overall, 15-3 Big Ten*


The 1977-78 Spartans established new team highs for overall and Big Ten victories. MSU won the league by three games and fell one game short of making the Final Four.

**1958-59 BIG TEN CHAMPIONS***19-4 Overall, 12-2 Big Ten*


Led by All-American Johnny Green, the Spartans cruised to a Big Ten Championship, winning the league by four games. MSU fell one game short of the Final Four.

**1979 NCAA CHAMPIONS
1978-79 BIG TEN CHAMPIONS***26-6 Overall, 13-5 Big Ten*

After opening Big Ten play at 4-4, MSU won nine-straight games to claim a share of the league. All-Americans Greg Kelser and Earvin Johnson then led MSU to its first National Championship, winning every tournament game by double figures.

**1966-67 BIG TEN CHAMPIONS***16-7 Overall, 10-4 Big Ten*

Michigan State won its last four games to claim a share of the Big Ten Championship. Indiana, however, earned the NCAA Tournament bid, ending MSU's year in the regular season.

**1989-90 BIG TEN CHAMPIONS***28-6 Overall, 15-3 Big Ten*

The Spartans closed the season with 10 straight conference wins to claim the league title. Junior All-American Steve Smith paced the Spartans, who fell to Georgia Tech in overtime in the NCAA Tournament Sweet 16.



BIG TEN CHAMPIONSHIP TEAMS



1997-98 BIG TEN CHAMPIONS

22-8 Overall, 13-3 Big Ten

Sophomore Mateen Cleaves was named Big Ten Player of the Year as he helped take a team that finished sixth in the league a year before to the first league championship of the Tom Izzo era and a trip to the NCAA Sweet 16.



2000-01 BIG TEN CHAMPIONS

28-5 Overall, 13-3 Big Ten

The Spartans became the fourth Big Ten team to win four consecutive league titles. MSU also became the ninth school in NCAA Tournament history to make three straight Final Fours.



1998-99 BIG TEN CHAMPIONS 1999 BIG TEN TOURNAMENT CHAMPS

33-5 Overall, 15-1 Big Ten

MSU established a team and Big Ten record by winning 33 games, including a 15-1 league record. After losing the Big Ten opener, the Spartans won 22 straight games, capturing the Big Ten Tournament and advancing to the Final Four.



2008-09 BIG TEN CHAMPIONS

31-7 Overall, 15-3 Big Ten

Michigan State set a school record with eight conference road wins en route to winning the league title by four games, tying the second-largest margin in Big Ten history. MSU then advanced to its fifth Final Four under Coach Izzo, making it all the way to the title game.



2000 NCAA CHAMPIONS 1999-2000 BIG TEN CHAMPIONS 2000 BIG TEN TOURNAMENT CHAMPS

32-7 Overall, 13-3 Big Ten

MSU won its third-straight Big Ten Championship and the second NCAA Championship in school history. The Spartans won 20 of their final 22 games, including the last 11 to win a regular-season championship, a Big Ten Tournament title and an NCAA Championship.



2009-10 BIG TEN CHAMPIONS

28-9 Overall, 14-4 Big Ten

Michigan State set a school mark by winning its first nine conference games. After dropping four of the next six, the Spartans closed with three league wins to claim a share of a second-straight crown. MSU also advanced to a second-straight Final Four.



2011-12 BIG TEN CHAMPIONS 2011-12 BIG TEN TOURNAMENT CHAMPS

29-8 Overall, 13-5 Big Ten

The Spartans won their third Big Ten title in four years, keyed by seven straight conference wins in February. MSU would go on to capture its third Big Ten Tournament championship and claim a No. 1 seed in the NCAA Tournament.



2017-18 BIG TEN CHAMPIONS

30-5 Overall, 16-2 Big Ten

The Spartans won their eighth Big Ten regular season title under Tom Izzo with a program-record 16 conference wins. MSU closed out the season with 13-straight league wins, earned a No. 3 seed in the NCAA Tournament and won 30 games for the fourth time under Izzo.



2014 BIG TEN TOURNAMENT CHAMPS

29-9 Overall, 12-6 Big Ten

The Spartans tied for second during the regular season, in large part due to a lineup that was decimated by injury. MSU was back at full strength by the time the postseason started, capturing a second Big Ten Tournament crown in three seasons, before advancing to the Elite Eight in the NCAA Tournament.



2018-19 BIG TEN CHAMPIONS 2019 BIG TEN TOURNAMENT CHAMPS

32-7 Overall, 16-4 Big Ten

Michigan State won a share of the Big Ten regular season title for its second-straight title, the ninth under Tom Izzo and the 15th in program history. The Spartans earned the No. 1 seed and won its Big Ten-best sixth tournament title before advancing to the Final Four for the 10th time.



2016 BIG TEN TOURNAMENT CHAMPS

29-6 Overall, 13-5 Big Ten

Michigan State became the first school to hold five Big Ten Tournament crowns as the Spartans won their third title in five years. During the regular-season, MSU was ranked No. 1 for a school-record four weeks. The Spartans would go on to earn a No. 2 seed in the NCAA Tournament.



2019-20 BIG TEN CHAMPIONS

22-9 Overall, 14-6 Big Ten

Michigan State won a share of the Big Ten regular season title for a third-straight season, the 10th under Tom Izzo and 16th in program history. The Spartans won the final four games of the regular season, and six of the last seven overall to earn the No. 2 seed in the Big Ten Tournament before it was canceled due to the COVID-19 pandemic.



BIG TEN CHAMPIONSHIP TEAMS

BIG TEN TOURNAMENT CHAMPIONSHIPS

						
6	4	3	3	3	2	2

BIG TEN REGULAR SEASON CHAMPIONSHIPS

IN THE IZZO ERA (1995-96 - PRESENT)

						
9	6	5	5	5	3	3

BIG TEN REGULAR-SEASON CHAMPIONSHIPS

SINCE MSU JOINED THE BIG TEN IN 1950-51

								
19	15	14	12	10	10	5	5	2


SPARTAN ALL-AMERICANS

1930

**ROGER GROVE***Les Gage All-America*


GROVE became MSU's first All-American in 1930 when he found a spot on the Les Gage All-America team as a junior. He led the Spartans in scoring both as a junior (90 points) and a senior (135 points), serving as a team captain in 1931 as the Spartans finished the season with a 16-1 mark.

1940

**CHET AUBUCHON***Converse Yearbook (3rd)*


One of MSU's smallest All-Americans, AUBUCHON led the 1939-40 Spartans in scoring. He was widely recognized for his skills as a ball handler, earning the nickname "Houdini of the Hardwood." He missed the next season due to a serious blood disease, but captained the 1941-42 Spartans.

1956


**JULIUS MCCOY***Converse Yearbook (2nd), Helms Foundation (2nd), Associated Press (3rd), UPI (3rd), NABC (3rd)*

MCCOY averaged 27.2 points in 1956, nearly tripling the second-best scoring average on the team. He closed his career with 1,377 points in three seasons, leaving MSU as the school's all-time leading scorer at the time.

1957


**JACK QUIGGLE***Helms Foundation (1st)*

As a junior, QUIGGLE averaged 15.3 points and 5.6 rebounds, leading Michigan State to its first Final Four in school history. He closed the season by averaging 16.5 points in four NCAA Tournament games, earning All-Regional honors.

1958
1959**JOHNNY GREEN***(1958) NABC (2nd), International News Service (2nd), Converse Yearbook (2nd), Sporting News (2nd), Associated Press (3rd), UPI (3rd), Helms Foundation (3rd)**(1959) CONSENSUS SECOND TEAM Helms Foundation (1st), Look Magazine (1st), Converse Yearbook (1st), Associated Press (2nd), NABC (2nd), UPI (2nd), Newspaper Enterprises Assn. (2nd), Sporting News (2nd)*

As a sophomore, GREEN earned a spot on the NCAA All-Tournament Team as MSU advanced to the 1957 Final Four. That performance led to two of the strongest seasons in Spartan history. In 1958, he averaged an MSU single-season record 17.8 rebounds to go along with 18.0 points. One year later, he averaged 18.5 points and 16.6 rebounds.

1960

**HORACE WALKER***Converse Yearbook (2nd), Helms Foundation (2nd), Associated Press (3rd), UPI (3rd)*

WALKER dominated the lane in the Big Ten in 1960. His 18.3 rebounds per game in conference play still stands as a record, despite standing just 6-foot-3. For the year, he averaged 22.6 points and 17.7 rebounds, the second-best single-season total in MSU history.



SPARTAN ALL-AMERICANS



RALPH SIMPSON

NABC (3rd), Helms Foundation


In his only season of competition with the Spartans, **SIMPSON** burst on the scene in 1970, averaging 29.0 points as a sophomore, the second-best single-season average in MSU history. He also added 10.3 rebounds. After the year, he signed a contract with the Denver Rockets under the ABA's hardship rule.



MIKE ROBINSON

Converse Yearbook (2nd), Helms Foundation


ROBINSON led the Big Ten in scoring as a sophomore and a junior, but earned All-America accolades as a senior, averaging 22.4 points in 1974. He left MSU as the school's all-time leading scorer with 1,717 points and still stands at No. 11 on the all-time scoring chart.



TERRY FURLOW

Converse Yearbook (2nd), Associated Press (3rd), UPI (3rd), Helms Foundation

FURLOW averaged 29.4 points as a senior, establishing an MSU single-season scoring average record. In conference games, he averaged a remarkable 31.0 points per game. He finished his career with a then-school-record 1,777 points.




EARVIN "MAGIC" JOHNSON

(1978) NABC (2nd), Associated Press (3rd), UPI (3rd), Helms

(1979) CONSENSUS FIRST TEAM Associated Press (1st), NABC (1st), USBWA (1st), UPI (1st), Sporting News (1st), Converse Yearbook (1st), Wooden Award (1st), Helms


JOHNSON is the only Spartan freshman to earn All-America honors, averaging 17.0 points, 7.9 rebounds and 7.4 assists in 1978. One year later, he became Michigan State's first consensus First-Team All-American, averaging 17.1 points, 7.3 rebounds and an MSU single-season record 8.4 assists. He also led the Spartans with 2.3 steals per game. After coming up one game short of the 1978 Final Four, Johnson and the Spartans captured the 1979 NCAA Championship, as he earned Most Outstanding Player honors.

SPARTAN ALL-AMERICANS

**GREG KELSER**


Converse Yearbook (1st), Wooden Award (1st), Associated Press (3rd), Helms Foundation

KELSER was the leading scorer and rebounder on Michigan State's 1979 NCAA Championship team, averaging 18.8 points and 8.7 rebounds per game. He became the first player in Spartan history to record more than 2,000 points and 1,000 rebounds in his career.

**JAY VINCENT**


Associated Press (3rd)

A sophomore starter on the 1979 NCAA Championship team, **JAY VINCENT** averaged 22.6 points and 8.5 rebounds as a senior in 1981, earning Big Ten Player of the Year honors. Vincent led the Big Ten in scoring in conference games as both a junior and senior.

**SAM VINCENT**

Sporting News (1st), NABC (2nd), Basketball Times (2nd), Associated Press (3rd), UPI (3rd)

SAM VINCENT averaged 23.0 points in 1985, joining his brother Jay as the only Spartan brothers to earn All-America honors. He averaged a Big Ten-best 23.7 points in conference games. Despite his 6-foot-2 frame, he shot a remarkable 54.4 percent from the field.

**SCOTT SKILES**

CONSENSUS SECOND TEAM UPI (1st), Sporting News (1st), Basketball Times (1st), Associated Press (2nd), USBWA (2nd), NABC (4th)

SKILES scored a single-season record 850 points as a senior, averaging 27.4 points and leading the Big Ten with 29.1 points per conference game. He also averaged 6.5 assists per game.

**STEVE SMITH**

(1990) Sporting News (1st), Wooden Award (1st), Basketball Times (2nd), Associated Press (3rd), UPI (3rd)

(1991) CONSENSUS SECOND TEAM NABC (1st), Sporting News (1st), Wooden Award (1st), Associated Press (2nd), Basketball Times (2nd), UPI (3rd)

SMITH averaged 20.2 points as a junior. One year later, he averaged 25.1 points to be a consensus pick. At the time he finished his career, Smith was MSU's all-time leading scorer.



SPARTAN ALL-AMERICANS

1994
1995



SHAWN RESPERT


(1994) UPI (3rd)

(1995) **CONSENSUS FIRST TEAM**

Associated Press (1st), NABC (1st), USBWA (1st), UPI (1st), Sporting News (1st), Basketball Times (1st), Wooden Award (1st)

MSU's all-time leading scorer, **RESPERT** averaged 25.6 points as a senior, earning consensus All-America honors, and winning the Big Ten scoring crown. He shot 47.3 percent from the field and 47.4 percent from 3-point range. A year earlier, he averaged 24.3 points.

1998
1999
2000



MATEEN CLEAVES

(1998) **CONSENSUS SECOND TEAM**

USBWA (1st), Associated Press (2nd), NABC (3rd), Basketball Times (2nd)

(1999) **CONSENSUS FIRST TEAM**

Associated Press (1st), NABC (1st), USBWA (1st), Wooden Award (1st), Sporting News (2nd), Basketball Times (2nd)

(2000) **CONSENSUS SECOND TEAM**

Sporting News (1st), Wooden Award (1st), Associated Press (2nd), Basketball Times (2nd), NABC (3rd)

MSU's only three-time consensus All-American, **CLEAVES** averaged a personal-best 16.1 points in 1998. One year later, he averaged 11.7 points and 7.2 assists as a consensus first-team selection. Despite missing 13 games as a senior, he was still the second-team pick, leading MSU to the 2000 NCAA title.

2000



MORRIS PETERSON

CONSENSUS SECOND TEAM

Sporting News (1st), Wooden Award (1st), AP (2nd), NABC (2nd), USBWA (2nd)

In his only season as a full-time starter, **PETERSON** averaged a team-best 16.8 points as a senior, earning Big Ten MVP honors and leading Michigan State to the 2000 NCAA Championship. As a junior, Peterson became the first reserve in Big Ten history to earn first-team all-league honors.



CHARLIE BELL

Wooden Award (1st), NABC (2nd), ESPN's Dick Vitale (2nd), Associated Press (3rd)

After being a role player for his first three seasons, **BELL** emerged as a star as a senior. The all-around guard averaged 13.5 points, 5.1 assists and 4.7 rebounds in addition to being the squad's top perimeter defender. He opened the season by becoming the first Spartan since Earvin "Magic" Johnson to record a triple-double.



SPARTAN ALL-AMERICANS



2001

JASON RICHARDSON

CONSENSUS SECOND TEAM

ESPN's Dick Vitale (1st), Associated Press (2nd), USBWA (2nd), Sporting News (2nd), Basketball Times (2nd), NABC (3rd)

RICHARDSON averaged just 5.1 points as a reserve on the 2000 NCAA title team. He returned for his sophomore season as MSU's leading scorer at 14.7 points, including many high-reel plays.



2007

DREW NEITZEL

CBS Sportsline.com (2nd), ESPN's Dick Vitale (2nd)

NEITZEL was MSU's starting point guard in his first two seasons. As a junior, he excelled as MSU's go-to scorer, averaging a team-best 18.1 points per game, while still dishing out 4.3 assists. His scoring increase of +9.8 points is the third-largest amount by a Spartan starter in school history.



2012

DRAYMOND GREEN

CONSENSUS FIRST TEAM

Associated Press (1st), CBSSports.com (1st), NABC (1st), Sporting News (1st), Wooden Award (1st), USBWA (1st)

MSU's first consensus First-Team All-American since 1999, GREEN led the Spartans in scoring (16.2 ppg) and rebounding (10.6 rpg), ranking ninth in the nation in rebounding and third in double-doubles. He was the first player from a power six conference to average 15 points, 10 rebounds and three assists since Tim Duncan in 1997. The NABC Division I Player of the Year, he was named Big Ten Player of the Year and Most Outstanding Player of the Big Ten Tournament.

SPARTAN ALL-AMERICANS



DENZEL VALENTINE

CONSENSUS FIRST TEAM

Associated Press (1st), NABC (1st), Sporting News (1st), USBWA (1st), Wooden Award (1st)

VALENTINE enjoyed the most decorated individual season in Spartan basketball history, collecting six National Player of the Year Awards. He averaged 19.2 points, 7.5 rebounds and 7.8 assists in becoming the only player in NCAA history to average 19 points, seven rebounds and seven assists since the assist became an official statistic in 1983-84. Recipient of the Big Ten Player of the Year and Big Ten Tournament Most Outstanding Player awards, Valentine became the first player to lead the Big Ten in overall scoring and assists since 1997.



MILES BRIDGES

CONSENSUS SECOND TEAM

Associated Press (2nd), NABC (2nd), Sporting News (2nd), USBWA (2nd), Wooden Award

BRIDGES, a unanimous All-Big Ten First Team selection as a sophomore, capped off a stellar two-year career in 2017-18. Bridges led Michigan State in scoring with 17.0 points per game, was second on the team with 7.0 rebounds and third on the team with 2.8 assists per game. He ranked sixth in the Big Ten in scoring, 11th in rebounding and fourth in the league in free throw percentage (85.3 percent). He was one of only four players in the country averaging at least 17.0 points, 7.0 rebounds, 2.7 assists and 0.8 blocks per game.



CASSIUS WINSTON

(2019) CONSENSUS SECOND TEAM

Associated Press (1st), Sporting News (1st), NABC (2nd), USBWA (2nd), Wooden Award

(2020) CONSENSUS SECOND TEAM

Associated Press (2nd), Sporting News (2nd), NABC (2nd), USBWA (2nd), Wooden Award


WINSTON was named the Big Ten Player of the Year as he helped lead the Spartans to the 2019 Final Four, the Big Ten Tournament Championship, a share of the regular season title and a 32-7 record. He averaged a team-best 18.8 points per game and set a Big Ten single-season record with 291 assists. He was named Most Outstanding Player of both the Big Ten Tournament and the NCAA Tournament East Regional. As a senior in 2019-20, he averaged 18.6 points and 5.9 assists per game and became the MSU and Big Ten all-time record holder in assists (891), breaking a record held for 20 years by former Spartan Mateen Cleaves. Winston was a unanimous All-Big Ten First Team selection.

SPARTAN ACADEMIC ALL-AMERICANS

HISTORY & TRADITION



RALPH SIMPSON
1970



GREG KELSER
1979 (FIRST TEAM)



MATT STEIGENGA
1990 (THIRD TEAM)



CHRIS HILL
2003 (THIRD TEAM)
2004 (FIRST TEAM)
2005 (FIRST TEAM)
2005 ACADEMIC AA OF
THE YEAR



DREW NEITZEL
2008 (SECOND TEAM)



XAVIER TILLMAN SR.
2020 (SECOND TEAM)



RETIRED JERSEYS



JUD HEATHCOTE

// 340-220 in 19 years at MSU
 // 1979 NCAA Championship
 // Three Big Ten Championships
 // Coached 23 NBA Draft Picks
 // 2001 Inductee MSU Hall of Fame



SCOTT SKILES

Guard - Plymouth, Ind.
 // 2,145 Career Points
 // 1986 All-American
 // 1986 Big Ten Player of the Year
 // 1986 Chicago Tribune Silver Basketball



MATEEN CLEAVES

Guard - Flint, Mich.
 // Big Ten Career Assists Leader
 // 1998, 1999, 2000 All-American
 // 1998 & 1999 Big Ten Player of the Year and Chicago Tribune Silver Basketball



STEVE SMITH

Guard - Detroit, Mich.
 // 2,263 Career Points
 // 1990 & 1991 All-American
 // 1990 Chicago Tribune Silver Basketball



JOHNNY GREEN

Center - Dayton, Ohio
 // Owns MSU record for career rebounding average
 // 1958 & 1959 All-American
 // 1959 Chicago Tribune Silver Basketball



SHAWN RESPERT

Guard - Detroit, Mich.
 // 2,531 Career Points - MSU leader
 // 1994 & 1995 All-American
 // 1995 Big Ten Player of the Year
 // 1995 Chicago Tribune Silver Basketball



JAY VINCENT

Forward/Center - Lansing, Mich.
 // 1,914 Career Points
 // 1981 All-American
 // 1981 Big Ten Player of the Year



GREGORY KELSER

Forward - Detroit, Mich.
 // 2,014 Career Points
 // 1,092 Career Reb. - MSU leader
 // 1979 All-American
 // 1979 Academic All-American



EARVIN JOHNSON

Guard - Lansing, Mich.
 // 1978 & 1979 All-American
 // 1979 Chicago Tribune Silver Basketball



EARVIN "MAGIC" JOHNSON

// 1979 NCAA Champion
 // Redefined point guard position
 // Five-Time NBA Champion
 // 2002 Naismith Hall of Fame Inductee
 // 2009 National Collegiate Basketball Hall of Fame Inductee
 // Three-Time NBA MVP
 // Three-Time NBA Finals MVP
 // 12-Time NBA All-Star (MVP Twice)
 // 13-Year NBA career - Finishing No. 1 in career assists and No. 2 in career steals

RETIRED JERSEYS**HISTORY & TRADITION****MORRIS PETERSON**

Guard - Flint, Mich.

// 1,588 Career Points

// 2000 All-American

// 2000 Big Ten Player of the Year

// 2000 Chicago Tribune Silver

Basketball

**DRAYMOND GREEN**

Forward - Saginaw, Mich.

// 1,517 Career Points

// 1,096 Rebounds – MSU Leader

// 2012 Consensus First Team All-

American

// 2012 Big Ten Player of the Year



HONORS & AWARDS

ASSOCIATED PRESS NATIONAL PLAYER OF THE YEAR

2016 Denzel Valentine

USA TODAY SPORTS NATIONAL PLAYER OF THE YEAR

2016 Denzel Valentine

SPORTS ILLUSTRATED NATIONAL PLAYER OF THE YEAR

2016 Denzel Valentine

BASKETBALL TIMES NATIONAL PLAYER OF THE YEAR

1986 Scott Skiles
2016 Denzel Valentine

SPORTING NEWS NATIONAL PLAYER OF THE YEAR

1995 Shawn Respert

NABC NATIONAL PLAYER OF THE YEAR

1995 Shawn Respert
2012 Draymond Green
2016 Denzel Valentine

NBC SPORTS NATIONAL PLAYER OF THE YEAR

2016 Denzel Valentine

SENIOR CLASS AWARD


2016 Denzel Valentine

NAISMITH MEMORIAL HALL OF FAME JULIUS ERVING SMALL FORWARD OF THE YEAR AWARD

2016 Denzel Valentine

ASSOCIATED PRESS NATIONAL COACH OF THE YEAR

1998 Tom Izzo



Denzel Valentine closed out his storied career at Michigan State in 2016 by garnering six national player of the year awards.

BASKETBALL NEWS NATIONAL COACH OF THE YEAR

1998 Tom Izzo

BASKETBALL TIMES NATIONAL COACH OF THE YEAR

1999 Tom Izzo

CBSSPORTS.COM NATIONAL COACH OF THE YEAR

2012 Tom Izzo

CLAIR BEE NATIONAL COACH OF THE YEAR

2005 Tom Izzo

NABC NATIONAL COACH OF THE YEAR

2001 Tom Izzo
2012 Tom Izzo

USBWA NATIONAL COACH OF THE YEAR

1998 Tom Izzo

CHICAGO TRIBUNE SILVER BASKETBALL

1959 Johnny Green, C
1979 Earvin Johnson, G
1986 Scott Skiles, G
1990 Steve Smith, G
1995 Shawn Respert, G
1998 Mateen Cleaves, G
1999 Mateen Cleaves, G
2000 Morris Peterson, F

BIG TEN PLAYER OF THE YEAR

(Media or coaches) *

1981 Jay Vincent, F
1986 Scott Skiles, G
1995 Shawn Respert, G
1998 Mateen Cleaves, G
1999 Mateen Cleaves, G (C)
2000 Morris Peterson, F (C)
2009 Kalin Lucas, G
2012 Draymond Green, F
2016 Denzel Valentine, G

* Player of the year selected under the auspices of Associated Press and United Press from 1986-89.

ALL-BIG TEN

FIRST TEAM

1956 Julius McCoy, F
1957 Jack Quiggle, G
Johnny Green, C
1958 Johnny Green, C
1959 Johnny Green, C
1960 Horace Walker, C
1966 Stanley Washington, F
1969 Lee Lafayette, C
1970 Ralph Simpson, F
1972 Michael Robinson, G
1973 Michael Robinson, G
1974 Lindsay Hairston, C
Lindsay Hairston, C
1975 Terry Furlow, F
Terry Furlow, F
1976 Earvin Johnson, F/G
1978 Earvin Johnson, F/G
Greg Kelsner, F
1980 Jay Vincent, F
1981 Jay Vincent, F
1982 Kevin Smith, G
1984 Sam Vincent, G
1985 Sam Vincent, G
1986 Scott Skiles, G
1990 Steve Smith, G
1991 Steve Smith, G
1992 Mike Peplowski, C

HONORS & AWARDS



Jaren Jackson Jr. was named the Big Ten Freshman of the Year and Defensive Player of the Year in 2018, marking the first time since 2007 a player won both awards in the same season.

1994	Shawn Respert, G
1995	Shawn Respert, G
1998	Mateen Cleaves, G
1999	Mateen Cleaves, G
2000	Mateen Cleaves, G
2001	Mateen Cleaves, G
2001	Mateen Peterson, F
2001	Charlie Bell, G (M)
2002	Jason Richardson, G/F
2002	Marcus Taylor, G
2004	Paul Davis, C
2007	Drew Neitzel, G
2008	Drew Neitzel, G (C)
2009	Kalin Lucas, G
2010	Kalin Lucas, G
2012	Draymond Green, F
2014	Gary Harris, G
2016	Denzel Valentine, G
2018	Miles Bridges, G/F
2019	Cassius Winston, G
2020	Cassius Winston, G

SECOND TEAM

1953	Al Ferrari, G
1955	Al Ferrari, G
1954	Julius McCoy, F
1958	Robert Anderegg, F
	Jack Quiggale, G
1959	Robert Anderegg, F
1960	Lance Olson, F
1964	George (Pete) Gent, F
1965	Stanley Washington, C
1966	William Curtis, C
1967	Matthew Aitch, C

1968	Lee Lafayette, C
1977	Greg Kelsner, F
1978	Greg Kelsner, F
1981	Kevin Smith, G
1983	Sam Vincent, G
1985	Scott Skiles, G
1986	Darryl Johnson, G
1987	Darryl Johnson, G
1990	Kirk Manns, G
1993	Shawn Respert, G
1995	Eric Snow, G
1996	Quinton Brooks, F
2001	Charlie Bell, G (C)

2003	Andre Hutson, F
2004	Chris Hill, G
2005	Chris Hill, G
	Alan Anderson, F (M)
2006	Maurice Ager, G (C)
	Maurice Ager, G (M)
	Shannon Brown, G
	Paul Davis, C
2008	Drew Neitzel, G (M)
	Raymar Morgan, F
2009	Goran Suton, C
2011	Kalin Lucas, G
2013	Gary Harris, G
	Adreian Payne, F
2014	Keith Appling, G (C)
	Adreian Payne, F
2016	Brandon Dawson, F
	Bryn Forbes, G
	Matt Costello, F (M)
2017	Miles Bridges, G/F
2020	Xavier Tillman Sr., F
2023	Tyson Walker, G

THIRD TEAM

1958	Larry Hedden, F
1962	George (Pete) Gent, F
1963	George (Pete) Gent, F

1964	Stanley Washington, F
1982	Kevin Smith, G
1983	Kevin Willis, C
1984	Sam Vincent, G
1986	Darryl Johnson, G
1989	Steve Smith, G
1992	Shawn Respert, G

1993	Mark Montgomery, G
1995	Mike Peplowski, C
1997	Jamie Feick, C
1998	Antonio Smith, F
1999	Antonio Smith, F
2000	Charlie Bell, G
2002	Adam Ballinger, F (M)
2004	Kelvin Torbert, G (M)
2005	Alan Anderson, F (C)

2006	Maurice Ager, G (C)
2010	Paul Davis, C
	Maurice Ager, G (C)
	Draymond Green, F

2011	Raymar Morgan, F (C)
2012	Draymond Green, F
2013	Keith Appling, G
2015	Keith Appling, G (M)
	Travis Trice, G
2016	Denzel Valentine, G
2018	Matt Costello, F (C)
	Jaren Jackson Jr., F
	Cassius Winston, G
	Nick Ward, F (M)
2019	Nick Ward, F
2021	Aaron Henry, F
2022	Gabe Brown, F (C)
2023	A.J. Hoggard, G (M)

HONORABLE MENTION

2019	Kenny Goins, F
	Matt McQuaid, G
2022	Gabe Brown, F (M)
	Malik Hall, F (C)
2023	Joey Hauser, F
	A.J. Hoggard, G (C)

C-Coaches; M-Media

BIG TEN COACH OF THE YEAR

1978	Jud Heathcote
1986	Jud Heathcote
1998	Tom Izzo
2009	Tom Izzo
2012	Tom Izzo

BIG TEN FRESHMAN OF THE YEAR

2013	Gary Harris, G
2017	Miles Bridges, G/F
2018	Jaren Jackson Jr., F

BIG TEN DEFENSIVE PLAYER OF THE YEAR

1990	Ken Redfield, F
1995	Eric Snow, G
2009	Travis Walton, G
2018	Jaren Jackson Jr., F
2020	Xavier Tillman Sr., F

BIG TEN SIXTH MAN

2006	Ken Redfield, F
1995	Eric Snow, G
2009	Travis Walton, G
2018	Jaren Jackson Jr., F
2020	Xavier Tillman Sr., F

OF THE YEAR

2010	Draymond Green, F
2019	Xavier Tillman Sr., F

BIG TEN SCORING CHAMPIONS

(Conference game average)	
1972	Mike Robinson (27.2 ppg)
1973	Mike Robinson (26.7 ppg)
1975	Terry Furlow (20.2 ppg)
1976	Terry Furlow (31.0 ppg)
1980	Jay Vincent (22.1 ppg)
1981	Jay Vincent (24.1 ppg)
1985	Sam Vincent (23.7 ppg)
1986	Scott Skiles (29.1 ppg)
1991	Steve Smith (23.2 ppg)
1995	Shawn Respert (25.5 ppg)
2002	Marcus Taylor (17.7 ppg)
2016	Denzel Valentine (19.2 ppg)

BIG TEN ALL-FRESHMAN TEAM

2004	Shannon Brown, G
2005	Drew Neitzel, G
2007	Raymar Morgan, F
2009	Delvon Roe, F
2012	Brandon Dawson, G
2013	Gary Harris, G
2017	Miles Bridges, G/F
2018	Jaren Jackson Jr., F
2020	Mark "Rocket" Watts, G

BIG TEN ALL-DEFENSIVE TEAM

2006	Shannon Brown, G
2007	Travis Walton, G
2008	Travis Walton, G
2009	Travis Walton, G
2011	Delvon Roe, F
2012	Draymond Green, F
2014	Gary Harris, G



HONORS & AWARDS

2015	Branden Dawson, F
2019	Matt McQuaid, G
2020	Xavier Tillman Sr., F
2021	Aaron Henry, F

BIG TEN PLAYER OF THE WEEK

Feb. 28, 1983	Scott Skiles
March 7, 1983	Scott Skiles
Feb. 4, 1985	Sam Vincent
March 4, 1985	Sam Vincent
Jan. 20, 1986	Scott Skiles
Feb. 3, 1986	Scott Skiles
Feb. 17, 1986	Darryl Johnson
Dec. 7, 1988	Steve Smith
Dec. 20, 1988	Steve Smith
Jan. 31, 1989	Kirk Manns
Dec. 4, 1989	Steve Smith
Feb. 13, 1990	Kirk Manns
March 6, 1990	Steve Smith
March 13, 1990	Steve Smith
Jan. 15, 1991	Mike Peplowski
Jan. 22, 1991	Steve Smith
Dec. 23, 1991	Mike Peplowski
Feb. 17, 1992	Mike Peplowski
Dec. 14, 1992	Mike Peplowski
Feb. 28, 1994	Shawn Respert
Jan. 9, 1995	Eric Snow
Jan. 17, 1995	Shawn Respert
Jan. 30, 1995	Shawn Respert
Feb. 27, 1995	Eric Snow
March 13, 1995	Shawn Respert
Jan. 19, 1998	Mateen Cleaves
Feb. 2, 1998	Mateen Cleaves
Jan. 4, 1999	Morris Peterson
Jan. 24, 1999	Mateen Cleaves
Jan. 10, 2000	Morris Peterson
Feb. 7, 2000	Morris Peterson
Feb. 21, 2000	Mateen Cleaves
Nov. 20, 2000	Charlie Bell
Dec. 31, 2000	Charlie Bell
Jan. 15, 2001	Jason Richardson
Feb. 19, 2001	Jason Richardson
Feb. 25, 2002	Adam Ballinger
March 4, 2002	Marcus Taylor
Jan. 27, 2003	Chris Hill
Jan. 19, 2004	Paul Davis
Feb. 2, 2004	Paul Davis
Dec. 13, 2004	Paul Davis
March 7, 2005	Alan Anderson
Nov. 28, 2005	Paul Davis
Dec. 26, 2005	Shannon Brown
Jan. 16, 2006	Paul Davis
March 6, 2006	Paul Davis
Nov. 20, 2006	Drew Neitzel
Nov. 27, 2006	Drew Neitzel
Feb. 26, 2007	Drew Neitzel
Nov. 19, 2007	Raymar Morgan
Jan. 7, 2008	Raymar Morgan
Jan. 28, 2008	Drew Neitzel
March 3, 2008	Goran Suton
Jan. 5, 2009	Raymar Morgan
Jan. 12, 2009	Kalin Lucas
Feb. 16, 2009	Delvon Roe
Feb. 1, 2010	Durrell Summers
March 1, 2010	Raymar Morgan
Nov. 29, 2010	Kalin Lucas
Jan. 17, 2011	Draymond Green
Dec. 5, 2011	Keith Appling
Dec. 12, 2011	Draymond Green
Jan. 2, 2012	Keith Appling
Jan. 30, 2012	Draymond Green
Feb. 13, 2012	Draymond Green
Feb. 20, 2012	Draymond Green

Dec. 24, 2012	
Feb. 4, 2013	
Nov. 18, 2013	
Dec. 23, 2013	
Dec. 30, 2013	
Nov. 17, 2014	
Jan. 12, 2015	
Feb. 2, 2015	
Nov. 23, 2015	
Dec. 28, 2015	
Feb. 8, 2016	
Feb. 15, 2016	
Feb. 27, 2017	
Dec. 26, 2017	
Jan. 2, 2018	
Feb. 12, 2018	
Nov. 26, 2018	
Dec. 31, 2018	
Jan. 7, 2019	
Jan. 21, 2019	
Jan. 28, 2019	
Feb. 25, 2019	
Jan. 6, 2020	
March 2, 2020	
March 9, 2020	
March 8, 2021	

BIG TEN FRESHMAN OF THE WEEK

Jan. 30, 2012	Branden Dawson
Nov. 19, 2012	Gary Harris
Dec. 10, 2012	Gary Harris
Feb. 18, 2013	Gary Harris
Feb. 1, 2016	Deyonta Davis
Nov. 14, 2016	Miles Bridges
Nov. 28, 2016	Miles Bridges
Dec. 5, 2016	Nick Ward
Dec. 26, 2016	Nick Ward
Jan. 2, 2017	Nick Ward
Jan. 16, 2017	Miles Bridges
Jan. 30, 2017	Miles Bridges
Feb. 20, 2017	Miles Bridges
Feb. 27, 2017	Nick Ward
Nov. 27, 2017	Jaren Jackson Jr.
Dec. 11, 2017	Jaren Jackson Jr.
Jan. 15, 2018	Jaren Jackson Jr.
Jan. 29, 2018	Jaren Jackson Jr.
Nov. 18, 2019	Malik Hall
March 9, 2020	Mark "Rocket" Watts
Dec. 6, 2021	Max Christie
Dec. 13, 2021	Max Christie
Dec. 27, 2021	Max Christie
Jan. 10, 2022	Max Christie
Jan. 17, 2022	Max Christie

NCAA ALL-TOURNAMENT TEAM

1957	Johnny Green
1979	Earvin Johnson
	Greg Kelsner
2000	Charlie Bell
	Mateen Cleaves
	A.J. Granger
	Morris Peterson
2009	Kalin Lucas
	Goran Suton

FINAL FOUR MOST OUTSTANDING PLAYER

1979	Earvin Johnson
2000	Mateen Cleaves

Derrick Nix
Keith Appling
Adreian Payne
Adreian Payne
Keith Appling
Travis Trice
Travis Trice
Branden Dawson
Denzel Valentine
Bryn Forbes
Denzel Valentine
Denzel Valentine
Nick Ward
Miles Bridges
Nick Ward
Miles Bridges
Cassius Winston
Cassius Winston
Nick Ward
Cassius Winston
Cassius Winston
Cassius Winston
Cassius Winston
Cassius Winston
Aaron Henry

NCAA TOURNAMENT ALL-REGIONAL TEAM

1957	Johnny Green (Midwest)
	Jack Quiggle (Midwest)
1959	Bob Anderegg (Midwest)
	Johnny Green (Midwest)
1978	Earvin Johnson (Midwest)
	Greg Kelsner (Midwest)
1979	Earvin Johnson (Midwest)
	Greg Kelsner (Midwest)
1986	Scott Skiles (Midwest)
1990	Steve Smith (Southeast)
1999	Mateen Cleaves (Midwest)
	A.J. Granger (Midwest)
	Morris Peterson (Midwest)
2000	Mateen Cleaves (Midwest)
	A.J. Granger (Midwest)
	Andre Hutson (Midwest)
2001	Morris Peterson (Midwest)
	Charlie Bell (South)
	David Thomas (South)
2003	Paul Davis (South)
	Erazem Lorbek (South)
2005	Maurice Ager (Austin)
	Shannon Brown (Austin)
	Paul Davis (Austin)
2009	Kalin Lucas (Midwest)
	Goran Suton (Midwest)
	Travis Walton (Midwest)
2010	Draymond Green (Midwest)
	Durrell Summers (Midwest)
	Draymond Green (West)
2012	Gary Harris (East)
2014	Adreian Payne (East)
	Travis Trice (East)
2015	Denzel Valentine (East)
2019	Xavier Tillman (East)
	Cassius Winston (East)
2023	A.J. Hoggard (East)

NCAA REGIONAL MOST OUTSTANDING PLAYER

1979	Greg Kelsner (Midwest)
1999	Morris Peterson (Midwest)
2000	Morris Peterson (Midwest)



Shannon Brown earned Most Outstanding Player honors at the 2005 Austin Regional, leading MSU to wins over Duke and Kentucky.

2001	Charlie Bell (South)
2005	Shannon Brown (Austin)
2009	Goran Suton (Midwest)
2010	Durrell Summers (Midwest)
2015	Travis Trice (East)
2019	Cassius Winston (East)

MOST VALUABLE PLAYER

(Chicago Tribune Award - Team Vote)

1951	James Snodgrass
1952	William Bower
1953	Al Ferrari
1954	Al Ferrari
1955	Al Ferrari
1956	Julius McCoy
1957	George Ferguson
1958	Johnny Green
1959	Johnny Green
1960	Horace Walker
1961	Arthur Schwarm
1962	George (Pete) Gent
1963	Edward (Ted) Williams
1964	Frederick Thomann
1965	Stanley Washington
1966	Stanley Washington
1967	Matthew Aitch
1968	Lee Lafayette
1969	Lee Lafayette
1970	Ralph Simpson
1971	Bill Kilgore
1972	Bill Kilgore
1973	Bill Kilgore
1974	Michael Robinson
1975	Lindsay Hairston
1976	Terry Furlow
1977	Robert Chapman
1978	Greg Kelsner
1979	Earvin Johnson
1980	Jay Vincent
1981	Jay Vincent
1982	Kevin Smith
1983	Sam Vincent
1984	Sam Vincent
1985	Sam Vincent
1986	Scott Skiles
1987	Darryl Johnson
1988	Carlton Valentine
1989	Steve Smith
1990	Steve Smith
1991	Steve Smith
1992	Dwayne Stephens
1993	Mike Peplowski
1994	Shawn Respert
1995	Shawn Respert
1996	Quinton Brooks
1997	Ray Weathers
1998	Mateen Cleaves
1999	Mateen Cleaves
2000	Mateen Cleaves
	Morris Peterson
2001	Andre Hutson
	Jason Richardson
2002	Marcus Taylor
2003	Alan Anderson
	Chris Hill
2004	Paul Davis
2005	Alan Anderson
2006	Maurice Ager
	Shannon Brown
	Paul Davis
2007	Drew Neitzel
2008	Drew Neitzel
	Raymar Morgan
2009	Kalin Lucas



Kalin Lucas was a three-time team selection for Team MVP.

2010	Kalin Lucas
	Raymar Morgan
	Kalin Lucas
2011	Draymond Green
2012	Gary Harris
2013	Gary Harris
2014	Travis Trice
2015	Denzel Valentine
2016	Miles Bridges
2017	Miles Bridges
2018	Cassius Winston
2019	Cassius Winston
2020	Aaron Henry
2021	Gabe Brown
2022	

MOST VALUABLE PLAYER

(Charles S. Phillips Award - Media Vote)

1951	Ray Steffen
1952	William Bower
1953	Al Ferrari
1954	Al Ferrari
1955	Al Ferrari
1956	Julius McCoy
1957	Jack Quiggle
1958	Johnny Green
1959	Johnny Green
1960	Horace Walker
1961	Arthur Schwarm
1962	George (Pete) Gent
1963	Edward (Ted) Williams
1964	George (Pete) Gent
1965	William Curtis
1966	Stanley Washington
1967	Matthew Aitch
1968	Lee Lafayette
1969	Lee Lafayette
1970	Ralph Simpson
1971	William Kilgore
1972	Michael Robinson
1973	Michael Robinson
1974	Michael Robinson
1975	Lindsay Hairston
1976	Terry Furlow
1977	Greg Kelsner
1978	Earvin Johnson
1979	Earvin Johnson
	Greg Kelsner
1980	Jay Vincent
1981	Jay Vincent

1982	Kevin Smith
1983	Scott Skiles
1984	Sam Vincent
1985	Sam Vincent
1986	Scott Skiles
1987	Darryl Johnson
1988	Ken Redfield
1989	Steve Smith
1990	Steve Smith
1991	Steve Smith
1992	Mike Peplowski
1993	Shawn Respert
1994	Shawn Respert
1995	Shawn Respert

1996	Eric Snow
1997	Quinton Brooks
1998	Ray Weathers
1999	Mateen Cleaves
2000	Mateen Cleaves

2001	Morris Peterson
------	-----------------

	Charlie Bell
--	--------------

	Andre Hutson
--	--------------

	Marcus Taylor
--	---------------

	Chris Hill
--	------------

	Paul Davis
--	------------

	Alan Anderson
--	---------------

	Paul Davis
--	------------

	Drew Neitzel
--	--------------

	Drew Neitzel
--	--------------

	Kalin Lucas
--	-------------

	Draymond Green
--	----------------

	Kalin Lucas
--	-------------

	Draymond Green
--	----------------

	Keith Appling
--	---------------

	Gary Harris
--	-------------

	Branden Dawson
--	----------------

	Denzel Valentine
--	------------------

	Denzel Valentine
--	------------------

	Miles Bridges
--	---------------

	Miles Bridges
--	---------------

	Cassius Winston
--	-----------------

	Xavier Tillman Sr.
--	--------------------

	Cassius Winston
--	-----------------

	Aaron Henry
--	-------------

	Gabe Brown
--	------------

--	--

--	--

--	--

--	--

--	--

--	--

--	--

--	--

--	--

--	--

--	--

--	--

--	--

--	--

--	--

--	--

--	--

--	--

--	--

--	--

--	--

--	--

--	--

--	--

--	--

--	--

--	--

--	--

--	--

--	--



HONORS & AWARDS

2000	Charlie Bell	
2001	Charlie Bell	1996
	Andre Hutson	
2002	Alan Anderson	1997
	Kelvin Torbert	2000
2003	Kelvin Torbert	2001
2004	Kelvin Torbert	
2005	Alan Anderson	2002
	Kelvin Torbert	
2006	Shannon Brown	
2007	Travis Walton	2003
2008	Travis Walton	
2009	Travis Walton	
2010	Chris Allen	
	Raymar Morgan	2004
2011	Keith Appling	
2012	Keith Appling	2005
2013	Keith Appling	
	Gary Harris	2006
2014	Branden Dawson	
	Gary Harris	2007
2015	Branden Dawson	
	Lourawls Nairn Jr.	
2016	Eron Harris	
2017	Eron Harris	
	Matt McQuaid	
2018	Joshua Langford	
	Matt McQuaid	2008
2019	Matt McQuaid	
2020	Xavier Tillman Sr.	
2021	Marcus Bingham Jr.	
	Aaron Henry	
2022	Marcus Bingham Jr.	

ACADEMIC ALL-BIG TEN

1966	Bill Curtis	
1968	Steve Rymal	
1970	Ralph Simpson	
1978	Terry Donnelly	2011
1979	Greg Kelser	2012
1990	Mark Montgomery	
	Matt Steigenga	2013
1991	Mark Montgomery	2014
	Mike Peplowski	
	Matt Steigenga	
1992	Matt Steigenga	2015
1994	Steve Polonowski	
	Erik Qualman	2016
1995	Steve Nicodemus	
	Steve Polonowski	



Matt Costello was a three-time Academic All-Big Ten selection.

	Mark Prylow		Foster Loyer
	Steve Nicodemus		Julius Marble II
	Steve Polonowski		Rocket Watts
2022	Steve Polonowski		Gabe Brown
	Mat Ishbia		Malik Hall
	Jason Andreas		Joey Hauser
	Mat Ishbia		A.J. Hoggard
	Jason Andreas		Steven Izzo
	Mat Ishbia		Julius Marble II
	Brian Westrick	2023	Mady Sissoko
	Jason Andreas		Jaden Akins
	Chris Hill		Malik Hall
	Brian Westrick		Joey Hauser
	Adam Wolfe		Steven Izzo
	Jason Andreas		Mady Sissoko
	Chris Hill		Jason Whitens
	Chris Hill		

BIG TEN DISTINGUISHED SCHOLAR

2014	Colby Wollenman
2015	Colby Wollenman
2016	Colby Wollenman
2020	Xavier Tillman Sr.
2023	Joey Hauser
	Jason Whitens

ACADEMIC ALL-DISTRICT

1990	Matt Steigenga
2003	Chris Hill
2004	Chris Hill
2005	Chris Hill
2008	Drew Neitzel
2015	Colby Wollenman
2016	Colby Wollenman
2020	Xavier Tillman Sr.
2021	Joey Hauser
2022	Malik Hall

MOST IMPROVED PLAYER

1963	William Berry
1964	Stanley Washington
1965	Edward (Ted) Cray
1966	Matthew Aitch
1967	Heywood Edwards
1968	James Gibbons
1969	Tom Lick
1970	Rudy Benjamin
1971	Paul Dean
1972	Gary Ganakas
1973	Benny White
1974	Lindsay Hairston
1975	William Glover
1976	Dan Riewald
1977	Ronald Charles
1978	Michael Brkovich
1979	Terry Donnelly
1980	Ronald Charles
1981	Ben Tower
1982	Kevin Willis
1983	Kevin Willis
1984	Larry Polec
1985	Sam Vincent
1986	Darryl Johnson
1987	Carlton Valentine
1988	George Papadakos
1989	Kirk Manns
1990	Kirk Manns
1991	Mark Montgomery
1992	Dwayne Stephens
1993	Eric Snow
1994	Anthony Miller
1995	Jamie Feick
1996	Ray Weathers

1997	Antonio Smith	1999
	Mateen Cleaves	2000
1998	Morris Peterson	2001
	Jason Klein	
1999	Morris Peterson	2002
2000	A.J. Granger	2003
	Charlie Bell	2004
2001	Jason Andreas	2005
2002	Jason Andreas	2006
	Adam Ballinger	2007
2003	Kelvin Torbert	2008
2004	Maurice Ager	2009
	Kelvin Torbert	2010
2005	Maurice Ager	2011
2006	Shannon Brown	2012
2007	Goran Suton	
2008	Kalin Lucas	2013
2009	Delvon Roe	2014
	Durrell Summers	2015
2010	Draymond Green	2016
2011	Mike Keblor	2017
2012	Derrick Nix	2018
2013	Adreian Payne	2019
2014	Denzel Valentine	2020
2015	Denzel Valentine	
2016	Bryn Forbes	2021
	Matt Costello	
2017	Alvin Ellis III	
	Nick Ward	
2018	Xavier Tillman Sr.	
2019	Xavier Tillman Sr.	
2020	Gabe Brown	
2021	Gabe Brown	
	Julius Marble II	

STEPHEN G. SCOFES INSPIRATIONAL PLAYER*

1963	William Schwarz
1964	Marcus Sanders
1965	John Shick
1966	Edward (Ted) Crary
1967	Edward (Ted) Crary
1968	Gerald Geistler
1969	John Holms
1970	Steve Kirkpatrick
1971	Ronald Gutkowski
1972	Ronald Gutkowski
1973	Gary Ganakas
1974	Robert (Joe) Shackleton
1975	Lovelle Rivers
1976	Benny White
1977	Edgar Wilson
1978	Dan Riewald
	Alfred Brown
1979	Mike Longaker
1980	Mike Longaker
1981	Mike Brkovich
1982	Derek Perry
1983	Derek Perry
1984	Ben Tower
1985	Scott Skiles
1986	Larry Polec
1987	Barry Fordham
1988	Todd Wolfe
1989	Todd Wolfe
1990	Todd Wolfe
1991	Mike Peplowski
1992	Matt Steigenga
1993	Mike Peplowski
1994	Kris Weshinsky
1995	Eric Snow
1996	David Hart
1997	Steve Polonowski
1998	DuJuan Wiley

1999	Antonio Smith
2000	Mateen Cleaves
2001	Brandon Smith
	David Thomas
	Mat Ishbia
2002	Adam Wolfe
2003	Jason Andreas
2004	Delco Rowley
2005	Delco Rowley
2006	Travis Walton
2007	Travis Walton
2008	Travis Walton
2009	Isaiah Dahlman
2010	Draymond Green
2011	Draymond Green
2012	Austin Thornton
	Derrick Nix
2013	Denzel Valentine
2014	Lourawls Nairn Jr.
2015	Lourawls Nairn Jr.
2016	Lourawls Nairn Jr.
2017	Lourawls Nairn Jr.
2018	Lourawls Nairn Jr.
2019	Joshua Langford
2020	Kyle Ahrens
	Cassius Winston
	Joshua Langford

* Sportsmanship Award prior to 1995

UNsung PLAYER

1989	Jim Sarkine
1990	Dave Mueller
1991	Jeff Casler
1992	Ron Haley
1993	Jon Zulauf
1994	Erik Qualman
1995	Mark Prylow
1996	Antonio Smith
1997	Morris Peterson
1998	Andre Hutson
	Jason Klein
1999	Andre Hutson
2000	Andre Hutson
	A.J. Granger
2001	David Thomas
2002	Tim Bograkovs
	Chris Hill
2003	Jason Andreas
2004	Tim Bograkovs
	Rashi Johnson
2005	Tim Bograkovs
2006	Delco Rowley
	Matt Trannon
2007	Drew Naymick
2008	Drew Naymick
2009	Isaiah Dahlman
	Idong Ibok



Lourawls "Tum Tum" Nairn Jr. won the Inspirational Player Award four times.

HONORS & AWARDS



Xavier Tillman was the recipient of the team's Scholar-Athlete Award in 2019 and 2020.

2010	Isaiah Dahlman
2011	Mike Keblor
2012	Anthony Ianni
	Derrick Nix
2013	Denzel Valentine
2014	Denzel Valentine
2015	Colby Wollenman
2016	Colby Wollenman
2017	Matt Van Dyk
2018	Ben Carter
	Xavier Tillman
2019	Kyle Ahrens
	Conner George
2020	Kyle Ahrens
2021	Foster Loyer

CHAIRMAN OF THE BOARDS

1996	Jamie Feick
2000	Morris Peterson
2001	Andre Hutson
	Zach Randolph
	Adam Ballinger
2002	Aloysius Anagonye
2003	Paul Davis
2004	Paul Davis
2005	Paul Davis
2006	Paul Davis
2007	Goran Suton
2008	Goran Suton
2009	Goran Suton
2010	Draymond Green
2011	Draymond Green
2012	Draymond Green
2013	Adreian Payne
2014	Brandon Dawson
	Adreian Payne
	Denzel Valentine
	Brandon Dawson
2015	Matt Costello
2016	Miles Bridges
2017	Nick Ward
2018	Kenny Goins
2019	Xavier Tillman Sr.
2020	Joey Hauser
2021	Aaron Henry
2022	Marcus Bingham Jr.

SCHOLAR-ATHLETE AWARD

1996	Steve Nicodemus
	Steve Polonowski
1997	Steve Polonowski

HONORS & AWARDS

1998	A.J. Granger
1999	Charlie Bell
2000	A.J. Granger
2001	Jason Andreas
2002	Jason Andreas
2003	Chris Hill
2004	Chris Hill
2005	Chris Hill
	Drew Naymick
2006	Drew Naymick
2007	Jacob Hannon
	Drew Naymick
2008	Tom Herzog
	Drew Naymick
	Drew Neitzel
2009	Tom Herzog
	Idong Ibok
	Mike Kebler
2010	Tom Herzog
	Mike Kebler
2011	Mike Kebler
2012	Adreian Payne
2013	Adreian Payne
2014	Colby Wollenman
2015	Colby Wollenman
2016	Colby Wollenman
2017	Matt Van Dyk
2018	Kyle Ahrens
2019	Xavier Tillman Sr.
2020	Xavier Tillman Sr.
2021	Foster Loyer

DISTINGUISHED SPARTAN AWARD

1997	Rickey Ayala
1998	Julius McCoy
1999	Robin Roberts
2000	Horace Walker
2001	Johnny Green
2002	Gus Ganakas
2003	Lance Olson
2004	Greg Kelsner
2005	Peter Gent
2006	Kevin Willis
2007	Michael Longaker
2009	Jay Vincent

ANTONIO SMITH GLUE AND GUTS AWARD

2001	Aloysius Anagonye
------	-------------------



Aloysius Anagonye won the first three Antonio Smith Glue and Guts Awards.

2002	Andre Hutson
2003	Aloysius Anagonye
2004	Aloysius Anagonye
2005	Tim Bograkovs
2006	Tim Bograkovs
2007	Matt Trannon
2008	Travis Walton
2009	Travis Walton
2010	Travis Walton
2011	Draymond Green
	Draymond Green
	Delvon Roe
	Draymond Green
	Derrick Nix
	Keith Appling
	Brandon Dawson
2015	Lourawls Nairn Jr.
	Denzel Valentine
	Denzel Valentine
	Eron Harris
2016	Lourawls Nairn Jr.
2017	Kyle Ahrens
2018	Xavier Tillman Sr.
2019	Malik Hall
2020	Foster Loyer
2021	

TIM BOGRAKOS WALK-ON AWARD

2007	Jacob Hannon
2008	Mike Kebler
2009	Jon Crandell
2010	Jon Crandell
2011	Anthony Ianni
2012	Dan Chapman
2013	Dan Chapman
2014	Keenan Wetzel
	Colby Wollenman
2015	Trevor Bohnhoff
	Matt Van Dyk
	Matt Van Dyk
2016	Conner George
2017	Jack Hoiberg
2018	Jack Hoiberg
2019	Brock Washington
	Jack Hoiberg
2020	Jack Hoiberg
2021	Jack Hoiberg

MSU ATHLETICS HALL OF FAME

1992	Jack Breslin
	Bob Carey
	Lynn Chadnois
	Lyman Frimodig
	Johnny Green
	Earvin Johnson
	Robin Roberts
1996	Chet Aubuchon
	Greg Kelsner
2000	Roger Groove
	Brad Van Pelt
2001	Jud Heathcote
	Steve Smith
	Scott Skiles
2007	Julius McCoy
2010	Mateen Cleaves
2011	Shawn Respert
2012	Morris Peterson
2013	Charlie Bell
2015	Mike Robinson
2019	Draymond Green
2022	

GEORGE ALDERTON ATHLETE OF THE YEAR

(Presented to the top male athlete at

MSU)	
1985	Sam Vincent
1986	Scott Skiles
1986	Steve Smith
1991	Shawn Respert
1995	Mateen Cleaves
1999	Mateen Cleaves
2000	Draymond Green
2002	Denzel Valentine
2016	Miles Bridges
2018	Cassius Winston
2019	Cassius Winston
2020	

JESSE OWENS BIG TEN MALE ATHLETE OF THE YEAR

2012	Draymond Green
2016	Denzel Valentine

BIG TEN CONFERENCE MEDAL OF HONOR

(Presented at each conference institution for outstanding achievement in academics and athletics)

1959	Robert Anderegg
1964	George (Pete) Kent
1979	Greg Kelsner
1981	Jay Vincent
2005	Chris Hill
2008	Drew Neitzel
2020	Cassius Winston

DR. JAMES FEURIG ACHIEVEMENT & SERVICE AWARD

(Presented to a graduating senior for athletic and academic success, who demonstrates involvement in school/campus and community activities)

1980	Michael Longaker
1987	Barry Fordham
1992	Matt Steigenga

CHESTER BREWER LEADERSHIP AWARD

(Presented to a graduating senior for athletic and academic achievement and for possessing a high degree of character, leadership qualities and skill)

1957	Pat Wilson
------	------------



Charlie Bell was inducted into the Michigan State Athletics Hall of Fame in 2015.

SPARTAN NBA DRAFT PICKS



Gary Harris was selected by the Denver Nuggets in the first round of the 2014 NBA Draft.



Draymond Green was selected by Golden State in the second round of the 2012 NBA Draft.



Jaren Jackson Jr. and Miles Bridges were selected in the first round of the 2018 NBA Draft.

1952

Gordon Stauffer - Indianapolis

1955

Al Ferrari - Milwaukee - 3rd Rd. (Pick 15)
Bob Armstrong - Rochester - 12th Rd. (Pick 87)

1956

Julius McCoy - St. Louis - 7th Rd. (Pick 50)

1957

George Ferguson - Milwaukee - 7th Rd. (Pick 51)

1958

Jack Quiggle - Detroit - 8th Rd. (Pick 58)

1959

Johnny Green - New York - 1st Rd. (Pick 5)
Bob Anderegg - New York - 3rd Rd. (Pick 20)

1960

Horace Walker - St. Louis - 4th Rd. (Pick 30)

1964

Pete Gent - Baltimore - 14th Rd. (Pick 96)

1966

Stan Washington - Los Angeles - 5th Rd. (Pick 48)
Bill Curtis - Chicago - 8th Rd. (Pick 77)

1967

Charles Smith - Baltimore - 11th Rd. (Pick 114)
Matthew Aitch - Detroit - 13th Rd. (Pick 135)

1969

Lee Lafayette - San Francisco - 4th Rd. (Pick 50)

1971

Rudy Benjamin - San Diego - 5th Rd. (Pick 75)

1972

Ralph Simpson - Chicago - 1st Rd. (Pick 11)

1973

Bill Kilgore - Detroit - 9th Rd. (Pick 145)

1974

Mike Robinson - Cleveland - 7th Rd. (Pick 111)

1975

Lindsay Hairston - Detroit - 4th Rd. (Pick 64)

1976

Terry Furlow - Philadelphia - 1st Rd. (Pick 12)

1977

Bob Chapman - Kansas City 5th Rd. (Pick 97)

1979

Earvin Johnson - L.A. Lakers - 1st Rd. (Pick 1)
Greg Kelsner - Detroit - 1st Rd. (Pick 4)

1980

Ron Charles - Chicago - 4th Rd. (Pick 74)

1981

Jay Vincent - Dallas - 2nd Rd. (Pick 24)
Mike Brkovich - Milwaukee - 8th Rd. (Pick 181)

1982

Kevin Smith - Detroit - 9th Rd. (Pick 193)

1983

Derek Perry - Detroit - 6th Rd. (Pick 124)

1984

Kevin Willis - Atlanta - 1st Rd. (Pick 11)
Ben Tower - Detroit - 9th Rd. (Pick 203)

1985

Sam Vincent - Boston - 1st Rd. (Pick 20)
Ken Johnson - Portland - 2nd Rd. (Pick 28)

1986

Scott Skiles - Milwaukee - 1st Rd. (Pick 22)
Larry Polec - Detroit - 7th Rd. (Pick 155)

1987

Darryl Johnson - Golden State - 3rd Rd. (Pick 58)
Vernon Carr - Sacramento - 5th Rd. (Pick 97)

1991

Steve Smith - Miami - 1st Rd. (Pick 5)

1992

Matt Steigenga - Chicago - 2nd Rd. (Pick 52)



SPARTANS IN THE NBA

1993

Mike Peplowski - Sacramento - 2nd Rd. (Pick 52)

1994

Anthony Miller - Golden State - 2nd Rd. (Pick 39)

1995

Shawn Respert - Portland - 1st Rd. (Pick 8)

Eric Snow - Milwaukee - 2nd Rd. (Pick 43)

1996

Jamie Feick - Philadelphia - 2nd Rd. (Pick 48)

2000

Mateen Cleaves - Detroit - 1st Rd. (Pick 14)

Morris Peterson - Toronto - 1st Rd. (Pick 21)

2001

Jason Richardson - Golden St. - 1st Rd. (Pick 5)

Zach Randolph - Portland - 1st Rd. (Pick 19)

Andre Hutson - Milwaukee - 2nd Rd. (Pick 51)

2002

Marcus Taylor - Minnesota - 2nd Rd. (Pick 51)

2005

Erazem Lorbek - Indiana - 2nd Rd. (Pick 46)

2006

Shannon Brown - Cleveland - 1st Rd. (Pick 25)

Maurice Ager - Dallas - 1st Rd. (Pick 28)

Paul Davis - L.A. Clippers - 2nd Rd. (Pick 34)

2009

Goran Suton - Utah - 2nd Rd. (Pick 50)

2012

Draymond Green - Golden State - 2nd Rd. (Pick 35)

2014

Adreian Payne - Atlanta - 1st Rd. (Pick 15)

Gary Harris - Chicago* - 1st Rd. (Pick 19)

* Traded to Denver on draft night.

2015

Branden Dawson - New Orleans* - 2nd Rd. (Pick 56)

* Traded to LA Clippers on draft night.

2016

Denzel Valentine - Chicago - 1st Rd. (Pick 14)

DeYonta Davis - Boston* - 2nd Rd. (Pick 31)

* Traded to Memphis on draft night.

2018

Jaren Jackson Jr. - Memphis - 1st Rd. (Pick 4)

Miles Bridges - Los Angeles Clippers* - 1st Rd. (Pick 12)

* Traded to Charlotte on draft night.

2020

Xavier Tillman Sr. - Sacramento Kings* - 2nd Rd. (Pick 53)

Cassius Winston - Oklahoma City Thunder# - 2nd Rd. (Pick 53)

* Traded to Memphis on draft night.

Traded to Washington on draft night

2022

Max Christie - Los Angeles Lakers - 2nd Rd. (Pick 35)

DRAYMOND GREEN //

Golden State Warriors

Draymond Green has helped lead the Golden State Warriors to four championships in his 11-year NBA career, including a championship in the 2021-22 season, defeating the Boston Celtics in six games. He was named the NBA Defensive Player of the Year in 2016-17. Individually, he has earned Second-Team All-Defense twice (2018, 2019) and has been named to three All-Star games (2016-18, 2022). In 2016, he averaged career highs in scoring (14.0 ppg), rebounding (9.5 rpg) and assists (6.0 apg), earning Second-Team All-NBA honors, while also appearing in his first All-Star game and making the All-Defensive First Team for the second-straight season. Following the season, Green won a gold medal with Team USA at the 2016 Rio Olympics. In 2014-15, his first year as a starter, Green helped lead the Warriors to an NBA title, while earning All-Defensive First Team honors in the regular season. In 2021-22, Green started in all 73 of the games he played in and achieved a new career-high in field goal percentage of .527 while averaging 8.5 ppg for the first time since 2018.



GARY HARRIS //

Orlando Magic

In 2021-22, Gary Harris was a bright spot for the young Orlando Magic, as he was able to provide a veteran leadership. In 2022-23 he posted a career-high 3-point percentage of .431 in his ninth year in the league. Harris averaged a career-best 17.5 points in his fourth season with the Denver Nuggets in 2017-18, shooting .396 from 3-point range in his third season as a full-time starter. He added 2.6 rebounds, 2.9 assists and 1.8 steals per game. Among NBA shooting guards, Harris ranked 11th in points per game (17.5), fourth in field goal percentage (48.5), 13th in 3-point percentage (39.6), and third in steals (122). In the Nuggets 2019 playoff campaign he started all 14 games and posted 14.2 ppg. Harris was traded from the Nuggets to Orlando in the 2020-21 season. A 2014 NBA Draft first rounder, he was traded from the Chicago Bulls to Denver on draft night.





SPARTANS IN THE NBA

JAREN JACKSON JR. // *Memphis Grizzlies*

Jaren Jackson Jr. won the 2022-23 Hakeem Olajuwon Trophy for Defensive Player of the Year, also earning his first appearance in the All-Star Game. The "Block Panther" broke his own franchise record for blocks from the year prior with 189. In 2021-22 he led the NBA in blocked shots (177) and was named First Team All-Defensive Team. Jackson started for Team USA in



each of its seven games at the FIBA Men's World Cup, averaging 8.1 ppg and shooting 62 percent from the field. Jackson was named to the NBA All-Rookie First Team in his first year with the Grizzlies in 2018-19. Jackson's 1.4 bpg ranked 14th in the NBA and second among rookies. Coming out of MSU following his freshman season, he was selected

with the No. 4 pick in the 2018 NBA Draft, the seventh time an MSU player had been picked among the top-10 all-time and the highest pick since 1979. In 2019-20, Jackson started in 57 games and averaged 17.4 ppg and 4.6 rpg. He led the Grizzlies with an average of 1.4 bpg and was the second leading scorer.

XAVIER TILLMAN SR. // *Memphis Grizzlies*

Xavier Tillman Sr., who was a second round pick in the 2020 NBA draft, played in 69 games with the Memphis Grizzlies during the 2022-23 season. He averaged career-bests 7.0 ppg, 5.0 rpg and 1.6 apg, while playing 19.3 mpg. Tillman's role increased during the Grizzlies playoff run as he started each of their six playoff games. He averaged 30.5 mpg and 8.7 ppg in the 2023 postseason. In Memphis' 2022 Western Conference Finals run, Tillman started in six of nine and shot 72 percent from the field. As a rookie in



2020-21, he averaged 6.6 ppg, 4.3 rpg, and 1.3 assists, starting 12 games while averaging 18.4 minutes per game. Originally drafted by the Sacramento Kings 35th overall, Tillman was traded the next day to Memphis.

MAX CHRISTIE // *Los Angeles Lakers*

Max Christie played in 41 games in his rookie campaign in 2022-23, averaging 12.5 mpg, 3.1 ppg, and shooting 42 percent from 3-point range. He scored a career-high 14 points against the Denver Nuggets on Jan. 9. Christie played in nine games in the Lakers Western Conference Finals run in the 2023 NBA Playoffs. Christie was selected by the Los Angeles Lakers in the second round of the 2022 NBA Draft. Like Draymond Green and Xavier Tillman Sr. before him, Christie was selected with the No. 35 overall pick.



MAT ISHBIA // *Owner, Phoenix Suns*

A former walk-on point guard for the Spartans (1999-2002), Mat Ishbia became the majority owner of the Phoenix Suns as well as the WNBA's Phoenix Mercury in December of 2022. The Suns finished the 2022 season with the NBA's best overall record and a franchise record for wins (63). In 2022-23, Ishbia brought one of the NBA's biggest names in Kevin Durant to Phoenix, who would help lead the team to second consecutive Western Conference semifinal.

SPARTANS IN THE NBA/NBA HONORS

NBA Honors & Awards

Naismith Hall of Fame

1979	Pete Newell
2002	Magic Johnson
2016	Tom Izzo

NBA All-Star Selections

1962	Johnny Green
1963	Johnny Green
1965	Johnny Green
1971	Johnny Green
1972	Ralph Simpson (ABA)
1973	Ralph Simpson (ABA)
1974	Ralph Simpson (ABA)
1975	Ralph Simpson (ABA)
1976	Ralph Simpson (ABA)
1980	Magic Johnson
1982	Magic Johnson
1983	Magic Johnson
1984	Magic Johnson
1985	Magic Johnson
1986	Magic Johnson
1987	Magic Johnson
1988	Magic Johnson
1989	Magic Johnson
1990	Magic Johnson
1991	Magic Johnson
1992	Magic Johnson
1992	Kevin Willis
1998	Steve Smith
2010	Zach Randolph
2013	Zach Randolph
2016	Draymond Green
2017	Draymond Green
2018	Draymond Green
2022	Draymond Green
2023	Jaren Jackson Jr.



Draymond Green has been selected to the NBA All-Star Game four times.

NBA All-Star Game MVP

1990	Magic Johnson
1992	Magic Johnson

NBA Championships

1980	Magic Johnson
1982	Magic Johnson
1985	Magic Johnson
1986	Sam Vincent



Magic Johnson won three NBA MVP awards with the Los Angeles Lakers.

1987	Magic Johnson
1988	Magic Johnson
1997	Matt Steigenga
2003	Steve Smith
	Kevin Willis
2009	Shannon Brown
2010	Shannon Brown
2015	Draymond Green
2017	Draymond Green
2018	Draymond Green
2022	Draymond Green

NBA MVP

1987	Magic Johnson
1989	Magic Johnson
1990	Magic Johnson

NBA Finals MVP

1980	Magic Johnson
1982	Magic Johnson
1987	Magic Johnson

NBA Most Improved Player

1991	Scott Skiles
2004	Zach Randolph

NBA Defensive Player of the Year Award

2017	Draymond Green
2023	Jaren Jackson Jr.

All-NBA

1972	Ralph Simpson (ABA 2nd Team)
1973	Ralph Simpson (ABA 2nd Team)
1976	Ralph Simpson (ABA 1st Team)
1982	Magic Johnson (2nd Team)
1983	Magic Johnson (1st Team)
1984	Magic Johnson (1st Team)
1985	Magic Johnson (1st Team)
1986	Magic Johnson (1st Team)
1987	Magic Johnson (1st Team)
1988	Magic Johnson (1st Team)
1989	Magic Johnson (1st Team)
1990	Magic Johnson (1st Team)
1991	Magic Johnson (1st Team)
1992	Kevin Willis (3rd Team)
1992	Zach Randolph (3rd Team)
2016	Draymond Green (2nd Team)
2017	Draymond Green (3rd Team)

Slam Dunk Champion

2002	Jason Richardson
2003	Jason Richardson

NBA All-Rookie

1980	Magic Johnson (1st Team)
1982	Jay Vincent (1st Team)
1992	Steve Smith (1st Team)
2001	Morris Peterson (1st Team)
2002	Jason Richardson (1st Team)
2019	Jaren Jackson Jr. (1st Team)



Jaren Jackson Jr. was an NBA All-Rookie First Team selection in 2019.

NBA Rookie Challenge MVP

2003	Jason Richardson
------	------------------

NBA Rising Star All-Star Game MVP

2020	Miles Bridges
------	---------------

J. Walter Kennedy Citizenship Award

1992	Magic Johnson
1998	Steve Smith
2005	Eric Snow

NBA Sportsmanship Award

2000	Eric Snow
2002	Steve Smith

NBA All-Defensive Team

2003	Eric Snow (2nd Team)
2015	Draymond Green (1st Team)
2016	Draymond Green (1st Team)
2017	Draymond Green (1st Team)
2018	Draymond Green (2nd Team)
2022	Jaren Jackson Jr. (1st Team)
2023	Jaren Jackson Jr. (1st Team)

Mannie Jackson Basketball's Human Spirit Award

2013	Magic Johnson
2015	Steve Smith

NBA IBM Award

1984	Magic Johnson
------	---------------

NBA All-Star Weekend Shooting Stars Champion

2004	Magic Johnson
2011	Steve Smith

NBA SPARTANS ALL-TIME STATS

Maurice Ager

Dallas (2006-08)
New Jersey (2007-09)
Minnesota (2010-11)
4-year NBA Avg.
2.1 ppg 0.6 rpg 0.2 app

Matthew Aitch

Indiana (1967-68)
1-year NBA Avg.
5.6 ppg 3.6 rpg 0.4 app

Robert Anderegga

New York (1959-60)
1-year NBA Avg.
4.0 ppg 2.1 rpg 0.9 app

Alan Anderson

Charlotte (2005-07)
Toronto (2011-13)
Brooklyn (2013-15)
Washington (2015-16)
L.A. Clippers (2016-17)
8-year NBA Avg.
7.3 ppg 2.2 rpg 1.1 app

Keith Appling

Orlando (2015-16)
1-year NBA Avg.
1.2 ppg 0.2 rpg 0.2 app

Chet Aubuchon

Detroit (1946-47)
1-year NBA Avg.
2.2 ppg 0.7 app

Charlie Bell

Phoenix (2001-02)
Dallas (2001-02)
Milwaukee (2005-10)
Golden State (2010-11)
7-year NBA Avg.
8.5 ppg 2.2 rpg 2.3 app

Robert Brannum

Sheboygan (1948-50)
Boston (1951-55)
6-year NBA Avg.
7.4 ppg 7.0 rpg 2.1 app

Miles Bridges

Charlotte (2018-22)
4-year NBA Avg.
13.4 ppg 5.6 rpg 2.3 app

Shannon Brown

Cleveland (2006-08)
Chicago (2007-08)
Charlotte (2008-09)
Los Angeles Lakers (2008-11)
Phoenix (2011-13)
San Antonio (2013-14)
New York (2013-14)
Miami (2014-15)
9-year NBA Avg.
7.6 ppg 1.9 rpg 1.1 app

Max Christie

L.A. Lakers (2022-23)
1-year NBA Avg.
3.1 ppg 1.8 rpg 0.5 app

Mateen Cleaves

Detroit (2000-01)
Sacramento (2001-03)
Cleveland (2003-04)
Seattle (2004-06)
6-year NBA Avg.
3.6 ppg 1.0 rpg 1.9 app

Matt Costello

San Antonio (2017-18)
1-year NBA Avg.
1.0 ppg 2.3 rpg 0.5 app

DeYonta Davis

Memphis (2016-18)
2-year NBA Avg.
4.3 ppg 3.2 rpg 0.4 app

Paul Davis

L.A. Clippers (2006-09)
Washington (2009-10)
4-year NBA Avg.
2.6 ppg 1.9 rpg 0.4 app

Branden Dawson

L.A. Clippers (2015-16)
1-year NBA Avg.
0.8 ppg 0.3 rpg 0.0 app

Jamie Feick

Charlotte (1996-97)
San Antonio (1996-97)
Milwaukee (1997-99)
New Jersey (1998-2001)
6-year NBA Avg.
4.5 ppg 7.1 rpg 0.7 app

Al Ferrari

St. Louis (1955-56; '58-62)
Chicago (1962-63)
6-year NBA Avg.
6.8 ppg 2.2 rpg 2.5 app

Bryn Forbes

San Antonio (2016-20)
Milwaukee (2020-21)
Denver (2021-22)
6-year NBA Avg.
9.1 ppg 1.7 rpg 1.2 app

Terry Furlow

Philadelphia (1976-77)
Cleveland (1977-79)
Atlanta (1978-80)
Utah (1979-80)
4-year NBA Avg.
10.7 ppg 2.1 rpg 2.4 app

Draymond Green

Golden State (2012-23)
11-year NBA Avg.
8.7 ppg 7.0 rpg 5.6 app

Johnny Green

New York (1959-66)
Baltimore (1965-67)
San Diego (1967-68)
Philadelphia (1967-69)
Cincinnati (1969-72)
Kansas City/Omaha (1972-73)
14-year NBA Avg.
11.6 ppg 8.6 rpg 1.4 app

Lindsay Hairston

Detroit (1975-76)
1-year NBA Avg.
5.8 ppg 3.8 rpg 0.4 app

Gary Harris

Denver (2014-20)
Orlando (2020-23)
9-year NBA Avg.
11.5 ppg 2.4 rpg 2.0 app

Jaren Jackson Jr.

Memphis (2018-23)
5-year NBA Avg.
16.4 ppg 5.5 rpg 1.1 app

Darryl Johnson

Cleveland (1995-96)
1-year NBA Avg.
1.1 ppg 0.2 rpg 0.1 app

Earvin Johnson

L.A. Lakers (1979-91; '95-96)
13-year NBA Avg.
19.5 ppg 7.2 rpg 11.2 app

Ken Johnson

Portland (1985-86)
1-year NBA Avg.
4.1 ppg 3.8 rpg 0.3 app

Greg Kelsner

Detroit (1979-82)
Seattle (1981-83)
San Diego (1983-84)
Indiana (1984-85)
6-year NBA Avg.
9.7 ppg 4.6 rpg 1.3 app

Kalin Lucas

Memphis (2014-15)
1-year NBA Avg.
0.0 ppg 0.0 rpg 0.0 app

Matthew Mazza

Sheboygan (1949-50)
1-year NBA Avg.
3.8 ppg 1.1 app

Anthony Miller

L.A. Lakers (1994-96)
Atlanta (1996-99; 2000-01; '04-05)
Houston (1998-2001)
Philadelphia (2000-01)
8-year NBA Avg.
2.8 ppg 2.7 rpg 0.4 app

Adreian Payne

Atlanta (2014-15)
Sacramento (2014-17)
Orlando (2017-18)
4-year NBA Avg.
4.0 ppg 2.9 rpg 0.6 app

Mike Peplowski

Sacramento (1993-94)
Detroit (1994-95)
Washington (1995-96)
Milwaukee (1995-96)
3-year NBA Avg.
2.6 ppg 2.9 rpg 0.4 app

Morris Peterson

Toronto (2000-07)
New Orleans (2007-10)
Oklahoma City (2010-11)
11-year NBA Avg.
10.7 ppg 3.5 rpg 1.5 app

Zach Randolph

Portland (2001-07)
New York (2007-09)
L.A. Clippers (2008-09)
Memphis (2009-17)
Sacramento (2017-18)
17-year NBA Avg.
16.6 ppg 9.1 rpg 1.8 app

Shawn Respert

Milwaukee (1995-97)
Toronto (1996-98)
Dallas (1997-98)
Phoenix (1998-99)
4-year NBA Avg.
4.9 ppg 1.3 rpg 1.0 app

Jason Richardson

Golden State (2001-07)
Charlotte (2007-09)
Phoenix (2008-11)
Orlando (2010-12)
Philadelphia (2012-15)
14-year NBA Avg.
17.1 ppg 5.0 rpg 2.7 app

Ralph Simpson

Denver (1970-76; 77-78)
Detroit (1976-78)
Philadelphia (1978-79)
New Jersey (1978-80)
10-year NBA Avg.
8.4 ppg 2.1 rpg 2.2 app

Scott Skiles

Milwaukee (1986-87)
Indiana (1987-89)
Orlando (1989-94)
Washington (1994-95)
Philadelphia (1995-96)
10-year NBA Avg.
11.1 ppg 2.5 rpg 6.5 app

Steve Smith

Miami (1991-95; 2004-05)
Atlanta (1994-99)
Portland (1999-2001)
San Antonio (2001-03)
New Orleans (2003-04)
14-year NBA Avg.
14.3 ppg 3.2 rpg 3.1 app

Eric Snow

Seattle (1995-98)
Philadelphia (1997-2004)
Cleveland (2004-08)
13-year NBA Avg.
6.8 ppg 2.5 rpg 5.0 app

Xavier Tillman Sr.

Memphis (2020-23)
3-year NBA Avg.
6.2 ppg 4.2 rpg 1.3 app

Matt Steigenga

Chicago (1996-97)
1-year NBA Avg.
1.5 ppg 1.5 rpg 1.0 app

Denzel Valentine

Chicago (2016-21)
Cleveland (2021-22)
Utah (2021-22)
5-year NBA Avg.
7.0 ppg 3.3 rpg 1.8 app

Jay Vincent

Dallas (1981-86)
Washington (1986-87)
Denver (1987-89)
San Antonio (1988-89)
Philadelphia (1989-90)
L.A. Lakers (1989-90)
9-year NBA Avg.
15.2 ppg 5.5 rpg 2.0 app

Sam Vincent

Boston (1985-87)
Seattle (1987-88)
Chicago (1987-90)
Orlando (1990-92)
7-year NBA Avg.
7.8 ppg 2.1 rpg 3.9 app

Horace Walker

Chicago (1961-62)
1-year NBA Avg.
6.7 ppg 7.2 rpg 1.1 app

Kevin Willis

Atlanta (1984-95; 2004-05)
Miami (1994-96)
Golden State (1995-96)
Houston (1996-98; 2001-02)
Toronto (1998-2000)
San Antonio (2002-04)
Dallas (2006-07)
20-year NBA Avg.
12.1 ppg 8.4 rpg 0.9 app



USA BASKETBALL



Draymond Green became the third Spartan to win Olympic Gold, representing Team USA at the 2016 Rio Games. He won his second in Tokyo in 2021.

Olympic Games

Magic Johnson	1992
Steve Smith	2000
Draymond Green	2016, 2021

Goodwill Games

Shawn Respert	1994
Tom Izzo (Asst. Coach)	2001

World Championships

Steve Smith	1994
Mateen Cleaves	1998
Charlie Bell	2005

FIBA World Cup

Jaren Jackson Jr.	2023
-------------------	------

Pan American Games

Jud Heathcote (Asst. Coach)	1975, 1987
Mike Peplowski	1991
Matt Steigenga	1999
Chris Hill	2003
Tom Izzo (Head Coach)	2003
Drew Neitzel	2007
Denzel Valentine	2015

Men's Select Team

Jason Richardson	2000
Draymond Green	2014
Gary Harris	2016
Denzel Valentine	2016
Jaren Jackson Jr.	2019
Miles Bridges	2021



Earvin "Magic" Johnson won an Olympic Gold Medal with the original "Dream Team" in 1992.

World University Games

John Benington (Head Coach)	1967
Kevin Willis	1983
Steve Smith	1989
Shawn Respert	1993
Draymond Green	2011
Adreian Payne	2013

National Team Minicamp

Draymond Green	2015
----------------	------

USA Hoop Summit

Zach Randolph	2000
Marcus Taylor	2000
Gary Harris	2012
Joshua Langford	2016
Jaren Jackson Jr.	2017

U-17 World Championships

Jaren Jackson Jr.	2016
-------------------	------

U-19 World Championships

Scott Skiles	1983
Maurice Ager	2003
Paul Davis	2003
Raymar Morgan	2007
Keith Appling	2011

Young Men's Championship

Zach Randolph	2000
Jason Richardson	2000
Marcus Taylor	2001



Denzel Valentine was a member of the 2015 Pan American Games squad.



Jaren Jackson Jr. represented Team USA in the 2023 FIBA World Cup in Manila.

USA Youth Dev. Festival

Marcus Taylor	1998
Zach Randolph	1999
Alan Anderson	2000
Paul Davis	2001
Matt Trannon	2001
Shannon Brown	2002
Drew Naymick	2002
Drew Neitzel	2003
Isaiah Dahlman	2005
Tom Herzog	2005
Delvon Roe	2007
Korie Lucious	2007

Under 18 National Team

Chris Allen	2006
-------------	------

Under 17 National Team

Jeremy Fears Jr.	2022
------------------	------

Under 16 National Team

Brandon Kearney	2009
Jeremy Fears Jr.	2021

Youth Olympic Games

Brandon Kearney	2010
-----------------	------

3x3 U18 World Cup Team

Coen Carr	2022
-----------	------

USA Olympic Festival

Robert Gonzalez	1979
Ben Tower	1981
Sam Vincent	1981-82
Patrick Ford	1983
Scott Skiles	1983
Mike Peplowski	1989
Matt Steigenga	1989
Dwayne Stephens	1990
Anthony Miller	1991

SPARTAN CAPTAINS

1898-99	*	1962-63	John Lamers	2002-03	Aloysius Anagonye
1899-00	*	1963-64	George (Pete) Gent		Adam Ballinger
1900-01	Charles Blanchard	1964-65	Marcus Sanders	2003-04	Alan Anderson
1901-02	James Cooper	1965-66	William Curtis		Jason Andreas
1902-03	Joseph Haftencamp	1966-67	Matthew Aitch	2004-05	Kelvin Torbert
1903-04	Edward Balbach	1967-68	John Bailey		Alan Anderson
1904-05	Foley Tuttle	1968-69	Lee Lafayette		Tim Bograkovs
1905-06	*	1969-70	James Gibbons		Chris Hill
1906-07	Edward Krehl		Lloyd Ward		Kelvin Torbert
1907-08	Roy Vondette	1970-71	Rudy Benjamin	2005-06	Maurice Ager
1908-09	Parnell McKerna	1971-72	Ronald Gutkowski		Shannon Brown
1909-10	Claude Hannish		Patrick Miller		Paul Davis
1910-11	Fred Busch	1972-73	Bill Kilgore		Delco Rowley
1911-12	Ralph Chamberlain	1973-74	Michael Robinson	2006-07	Drew Neitzel
1912-13	Robert Goss	1974-75	Lindsay Hairston		Travis Walton
1913-14	George Gauthier	1975-76	Terry Furlow	2007-08	Drew Neitzel
1914-15	Oscar Miller	1976-77	Robert Chapman		Travis Walton
1915-16	Lyman Frimodig	1977-78	Robert Chapman	2008-09	Kalin Lucas
1916-17	Albert McClelland		Greg Kelsner		Travis Walton
1917-18	Byron Murray	1978-79	Earvin Johnson	2009-10	Isaiah Dahlman
1918-19	Lawrence Kurtz		Greg Kelsner		Draymond Green
1919-20	George Garrett	1979-80	Ronald Charles		Kalin Lucas
1920-21	Walter Foster		Terry Donnelly		Raymar Morgan
1921-22	Lloyd Heasley	1980-81	Mike Brkovich	2010-11	Draymond Green
1922-23	Clarence Fessenden		Jay Vincent		Kalin Lucas
1923-24	Wesley Eva	1981-82	Kurt James	2011-12	Draymond Green
1924-25	Matt Nuttula		Kevin Smith		Austin Thornton
1925-26	Paul Hackett	1982-83	Bill Cawood	2012-13	Keith Appling
1926-27	Kenneth Drew		Derek Perry		Russell Byrd
1927-28	Verne Dickeson	1983-84	Benjamin Tower		Derrick Nix
1928-29	Carl Felt		Kevin Willis	2013-14	*
1929-30	James VanZylen	1984-85	Sam Vincent	2014-15	Branden Dawson
1930-31	Arthur Haga		Richard Mudd		Travis Trice
	Roger Grove	1985-86	Scott Skiles		Denzel Valentine
	Edward Scott		Larry Polec	2015-16	Matt Costello
1931-32	Dee Pinneo	1986-87	Darryl Johnson		Lourawls Nairn Jr.
1932-33	Garold McCaslin		Barry Fordham		Denzel Valentine
1933-34	Alton Kircher	1987-88	George Papadakos	2016-17	Eron Harris
1933-34	Wendall Patchett		Carlton Valentine		Lourawls Nairn Jr.
1934-35	Robert Herrick		Ed Wright	2017-18	Miles Bridges
	Milo Rouse	1988-89	Ken Redfield		Lourawls Nairn Jr.
	Arnold VanFaasen		Todd Wolfe	2018-19	Joshua Langford
1935-36	Daniel Reck	1989-90	Ken Redfield		Matt McQuaid
1936-37	Ron Garlock		Steve Smith		Cassius Winston
1937-38	Howard Kraft	1990-91	Steve Smith	2019-20	Xavier Tillman Sr.
1938-39	Leo Callahan		Matt Steigenga		Cassius Winston
1939-40	Max Dalrymple	1991-92	Mark Montgomery	2020-21	Aaron Henry
	Martin Hutt		Matt Steigenga		Joshua Langford
1940-41	Robert Phillips	1992-93	Mike Popowski		Foster Loyer
1941-42	Chester Aubuchon		Dwayne Stephens	2021-22	Gabe Brown
1942-43	Carl Petroski	1993-94	Kris Weshinsky		Malik Hall
1943-44	No Sched. - World War II		Shawn Respert	2022-23	*
1944-45	Nickolas Hashu	1994-95	Eric Snow		* - no captains selected
1945-46	Oliver White		Shawn Respert		
1946-47	Robin Roberts	1995-96	Quinton Brooks		
1947-48	Robert Brannum		Jamie Feick		
1948-49	Robert Geahan	1996-97	Steve Polonowski		
	Jack Wulf		Antonio Smith		
1949-50	Robert Robbins	1997-98	Antonio Smith		
1950-51	James Snodgrass		Mateen Cleaves		
1951-52	Clarence (Sonny) Means	1998-99	Antonio Smith		
1952-53	Erik Furseth		Mateen Cleaves		
1953-54	Keith Stackhouse		Jason Klein		
1954-55	Albert Ferrari		Thomas Kelley		
1955-56	Walter Godfrey	1999-2000	Mateen Cleaves		
1956-57	George Ferguson		A.J. Granger		
1957-58	Jack Quiggle		Morris Peterson		
1958-59	Robert Anderegg	2000-01	Charlie Bell		
	Johnny Green		Andre Hutson		
1959-60	Lance Olson		David Thomas		
	Horace Walker	2001-02	Aloysius Anagonye		
1960-61	David Fahs		Adam Ballinger		
1961-62	Arthur Schwarm		Marcus Taylor		



Antonio Smith was a three-year captain from 1996-97 to 1998-99.



records



SCORING RECORDS

INDIVIDUAL

Career

POINTS	NO.	YEARS
1. Shawn Respert	2,531	1990-95
2. Steve Smith	2,263	1987-91
3. Scott Skiles	2,145	1982-86
4. Greg Kelsner	2,014	1975-79
5. Kalin Lucas	1,996	2007-11
6. Cassius Winston	1,969	2016-20
7. Jay Vincent	1,914	1977-81
8. Sam Vincent	1,851	1981-85
9. Terry Furlow	1,777	1972-76
10. Paul Davis	1,718	2002-06

SCORING AVG.	NO. (GMS.)	YEARS
1. Mike Robinson	24.2 (71)	1971-74
2. Shawn Respert	21.2 (119)	1990-95
3. Julius McCoy	20.9 (66)	1953-56
4. Steve Smith	18.5 (122)	1987-91
5. Scott Skiles	18.2 (118)	1982-86
6. Stan Washington	18.0 (69)	1963-66
7. Terry Furlow	17.8 (100)	1972-76
8. Greg Kelsner	17.5 (115)	1975-79
9. Pete Gent	17.4 (66)	1961-64
10. Earvin Johnson	17.1 (62)	1977-79

Season

POINTS	NO.	YEAR
1. Scott Skiles	850	1985-86
2. Terry Furlow	793	1975-76
3. Shawn Respert	778	1993-94
4. Steve Smith	752	1990-91
5. Cassius Winston	733	2018-19
6. Shawn Respert	716	1994-95
7. Ralph Simpson	667	1969-70
8. Sam Vincent	666	1984-85
9. Morris Peterson	657	1999-2000
10. Maurice Ager	656	2005-06

By Class:

Fresh.: Earvin Johnson - 511 (1977-78)

Soph.: Ralph Simpson - 667 (1969-70)

Junior: Shawn Respert - 778 (1993-94)

Senior: Scott Skiles - 850 (1985-86)

SCORING AVG.	AVG.	YEAR
1. Terry Furlow	29.4	1975-76
2. Ralph Simpson	29.0	1969-70
3. Scott Skiles	27.4	1985-86
4. Julius McCoy	27.2	1955-56
5. Shawn Respert	25.6	1994-95
6. Mike Robinson	25.3	1972-73
7. Steve Smith	25.1	1990-91
8. Mike Robinson	24.7	1971-72
9. Shawn Respert	24.3	1993-94
10. Sam Vincent	23.0	1984-85

By Class:

Fresh.: Earvin Johnson - 17.0 (1977-78)

Soph.: Ralph Simpson - 29.0 (1969-70)

Junior: Mike Robinson - 25.3 (1972-73)

Senior: Terry Furlow - 29.4 (1975-76)

YEAR-BY-YEAR SCORING LEADERS

Based on total points (since 1926-27)

Year	Name, Pos.	Pts. (Avg.)	Year	Name, Pos.	Pts. (Avg.)
1926-27	V. Dickson, f	62 (NA)	1975-76	Terry Furlow, f	793 (29.4)
1927-28	V. Dickson, f	100 (NA)	1976-77	Greg Kelsner, f	565 (21.7)
1928-29	Arthur Haga, g	99 (NA)	1977-78	Greg Kelsner, f	531 (17.7)
1929-30	Roger Grove, f	91 (NA)	1978-79	Greg Kelsner, f	602 (18.8)
1930-31	Roger Grove, f	135 (NA)	1979-80	Jay Vincent, c/f	582 (21.6)
1931-32	Randy Boeskool, c	80 (NA)	1980-81	Jay Vincent, c/f	609 (22.6)
1932-33	Gerald McCaslin, f	92 (NA)	1981-82	Kevin Smith, g	436 (15.6)
1933-34	Maurice Buysse, c	126 (NA)	1982-83	Sam Vincent, g	498 (16.6)
1934-35	Arnold Van Faasen, c	133 (NA)	1983-84	Scott Skiles, g	405 (14.5)
1935-36	Ron Garlock, g	109 (NA)	1984-85	Sam Vincent, g	666 (23.0)
1936-37	Leonard Oesterink, f	112 (NA)	1985-86	Scott Skiles, g	850 (27.4)
1937-38	George Falkowski, f	173 (NA)	1986-87	Darryl Johnson, g	618 (22.1)
1938-39	George Falkowski, f	119 (NA)	1987-88	Carlton Valentine, f	371 (13.3)
1939-40	Chet Aubuchon, g	169 (NA)	1988-89	Steve Smith, g	585 (17.7)
1940-41	Max Hindman, f	144 (NA)	1989-90	Steve Smith, g	627 (20.2)
1941-42	Joe Gerard, f	239 (NA)	1990-91	Steve Smith, g	752 (25.1)
1942-43	John Cawood, f	118 (NA)	1991-92	Shawn Respert, g	474 (15.8)
1943-44	No team due to World War II		1992-93	Shawn Respert, g	563 (20.1)
1944-45	Sam Fortino, f	203 (11.9)	1993-94	Shawn Respert, g	778 (24.3)
1945-46	Sam Fortino, f	251 (12.0)	1994-95	Shawn Respert, g	716 (25.6)
1946-47	Bob Geahan, f	235 (11.2)	1995-96	Quinton Brooks, f	505 (16.3)
1947-48	Bob Brannum, c	344 (15.6)	1996-97	Ray Weathers, g	395 (13.6)
1948-49	Bill Rapchak, f	211 (10.6)	1997-98	Mateen Cleaves, g	484 (16.1)
1949-50	Dan Smith, f	207 (9.4)	1998-99	Morris Peterson, f	516 (13.6)
1950-51	Ray Steffen, c	186 (8.9)	1999-2000	Morris Peterson, f	657 (16.8)
1951-52	Keith Stackhouse, f	236 (11.8)	2000-01	Jason Richardson, g	486 (14.7)
1952-53	Al Ferrari, f	351 (16.0)	2001-02	Marcus Taylor, g	488 (16.8)
1953-54	Julius McCoy, f	409 (18.6)	2002-03	Chris Hill, g	479 (13.7)
1954-55	Al Ferrari, f	442 (20.1)	2003-04	Paul Davis, c	474 (15.8)
1955-56	Julius McCoy, f	600 (27.2)	2004-05	Maurice Ager, g	464 (14.1)
1956-57	Jack Quiggle, g	384 (15.3)	2005-06	Maurice Ager, g	656 (19.3)
1957-58	Johnny Green, c	397 (18.0)	2006-07	Drew Neitzel, g	635 (18.1)
1958-59	Bob Andereg, f	450 (19.5)	2007-08	Raymar Morgan, f	505 (14.0)
1959-60	Horace Walker, f/c	473 (22.6)	2008-09	Kalin Lucas, g	559 (14.7)
1960-61	Dick Hall, f/c	390 (16.2)	2009-10	Kalin Lucas, g	490 (14.8)
1961-62	Pete Gent, f	311 (14.1)	2010-11	Kalin Lucas, g	578 (17.0)
1962-63	Pete Gent, f	329 (16.4)	2011-12	Draymond Green, f	601 (16.2)
1963-64	Pete Gent, f	506 (21.0)	2012-13	Keith Appling, g	481 (13.4)
1964-65	Stan Washington, f	490 (21.3)	2013-14	Gary Harris, g	586 (16.7)
1965-66	Stan Washington, f	397 (18.0)	2014-15	Travis Trice, g	598 (15.3)
1966-67	Matthew Aitch, c	376 (16.3)	2015-16	Denzel Valentine, g	595 (19.2)
1967-68	Lee Lafayette, c/f	405 (16.8)	2016-17	Nick Ward, f	485 (13.9)
1968-69	Lee Lafayette, c/f	430 (18.7)	2017-18	Miles Bridges, f	582 (17.0)
1969-70	Ralph Simpson, g	667 (29.0)	2018-19	Cassius Winston, g	733 (18.8)
1970-71	Rudy Benjamin, g	520 (21.2)	2019-20	Cassius Winston, g	558 (18.6)
1971-72	Mike Robinson, g	594 (25.7)	2020-21	Aaron Henry, f	430 (15.4)
1972-73	Mike Robinson, g	608 (24.3)	2021-22	Gabe Brown, f	418 (11.6)
1973-74	Mike Robinson, g	515 (22.4)	2022-23	Tyson Walker, g	504 (14.8)
1974-75	Terry Furlow, f	509 (20.4)			

TEAM

Season

TOTAL PTS	PTS.	GAMES
1. 2018-19	3,025	39
2. 1999-2000	2,889	39
2. 2013-14	2,870	38
3. 2017-18	2,807	35
4. 2015-16	2,793	35

SCORING AVG.	AVG.	GAMES
1. 1963-64	92.1 (2,211)	24
2. 1964-65	85.9 (1,977)	23
3. 1985-86	83.1 (2,576)	31
4. 1958-59	82.0 (1,886)	23
5. 1972-73	81.8 (1,964)	24

Game

POINTS	OPPONENT	DATE
1. 121	Morehead St.	12/1/1992
2. 118	Alcorn State	12/13/2008
118	Oklahoma	12/21/1963
4. 117	Ball State	12/29/1994
5. 114	Michigan	3/4/2000

Big Ten Game

POINTS	OPPONENT	DATE
1. 114	Michigan	3/4/2000
2. 110	Purdue	3/1/1965
3. 107	Iowa	2/15/1964
107	Indiana	1/11/1964
107	Iowa	2/22/1964
107	Northwestern	2/29/1964


SCORING RECORDS

TOP INDIVIDUAL GAMES

50	Terry Furlow vs. Iowa	1/5/1976 (MSU 105-88)
48	Terry Furlow vs. Northwestern	1/8/1976 (NU 105-89)
45	Scott Skiles vs. Minnesota	1/18/1986 (UM 76-71)
	Julius McCoy vs. Notre Dame	12/21/1955 (MSU 84-78)
43	Shawn Respert vs. Minnesota	2/23/1994 (MSU 85-68)
	Scott Skiles vs. Ohio State	3/8/1986 (MSU 91-81)
42	Darryl Johnson vs. BYU	12/29/1986 (BYU 96-88)
	Terry Furlow vs. Ohio State	1/10/1976 (MSU 92-82)
	Ralph Simpson vs. W. Mich.	12/13/1969 (MSU 86-71)
41	Adreian Payne vs. Delaware	3/20/2014 (MSU 93-78)
	Terry Furlow vs. Detroit	12/22/1975 (UD 85-82)
	Rudy Benjamin vs. Butler	12/14/1970 (MSU 99-75)
	Julius McCoy vs. Michigan	2/6/1956 (MSU 86-76)
40	Shawn Respert vs. Indiana	1/11/1995 (IU 89-82)
	Shawn Respert vs. Indiana	3/9/1994 (MSU 94-78)
	Kirk Manns vs. Purdue	1/25/1989 (MSU 106-83)
	Scott Skiles vs. Michigan	1/25/1986 (MSU 91-79)
	Terry Furlow vs. Indiana	2/9/1976 (IU 85-70)
	Mike Robinson vs. Northwestern	3/3/1973 (MSU 86-72)
	Ralph Simpson vs. Oregon	12/27/1969 (OU 87-82)
	Julius McCoy vs. Ohio State	1/28/1956 (MSU 94-91)
39	Shawn Respert vs. Iowa	3/8/1995 (UI 79-78)
	Steve Smith vs. Minnesota	3/3/1990 (MSU 75-73)
	Sam Vincent vs. Purdue	1/10/1985 (MSU 81-72 OT)
38	Steve Smith vs. Central Mich.	12/20/1990 (MSU 74-61)
	Terry Furlow vs. Michigan	2/14/1976 (UM 81-64)
	Mike Robinson vs. Iowa	1/15/1973 (MSU 76-74)
37	Shawn Respert vs. Nebraska	12/10/1994 (UM 96-91)
	Jay Vincent vs. Minnesota	2/28/1981 (UM 92-89 OT)
	Mike Robinson vs. Michigan	3/4/1972 (MSU 96-92)
	Ralph Simpson vs. Minnesota	1/30/1970 (UM 92-87)
36	Maurice Ager vs. Gonzaga	11/22/2005 (GU 109-106 3OT)
	Steve Smith vs. Michigan	3/1/1990 (MSU 78-70)
	Steve Smith vs. Auburn	11/24/1989 (MSU 92-79)
	Scott Skiles vs. Wisconsin	1/30/1986 (MSU 83-81)
	Jay Vincent vs. Iowa	1/10/1981 (UI 65-57)
	Jay Vincent vs. Michigan	2/16/1980 (MSU 82-74)
	Greg Kelsner vs. Detroit	12/21/1977 (MSU 103-74)
	Terry Furlow vs. Ohio State	2/3/1975 (MSU 101-83)
	Mike Robinson vs. Central Mich.	12/1/1973 (MSU 78-70)
	Ralph Simpson vs. Eastern Ky.	12/1/1969 (MSU 89-35)
	Bill Curtis vs. Michigan	1/26/1965 (UM 103-98)
35	Shawn Respert vs. Illinois	2/15/1995 (MSU 68-58)
	Steve Smith vs. Illinois	1/17/1991 (MSU 71-68)
	Steve Smith vs. Evansville	12/18/1990 (MSU 81-76)
	Scott Skiles vs. Northwestern	2/27/1986 (MSU 82-48)
	Scott Skiles vs. Ohio St.	2/24/1986 (MSU 101-94 3OT)
	Terry Furlow vs. Illinois	1/24/1976 (MSU 74-63)
	Ralph Simpson vs. Purdue	2/3/1970 (PU 105-86)
	Ralph Simpson vs. Notre Dame	1/20/1970 (MSU 85-82)
	Ted Williams vs. Purdue	3/4/1963 (PU 94-93)
	Lance Olson vs. Iowa	1/23/1960 (MSU 90-80)
	Julius McCoy vs. Wisconsin	2/27/1956 (MSU 89-82)

By Class

Freshman: 33 - Miles Bridges vs. Purdue (1/24/2017)
 Sophomore: 42 - Ralph Simpson vs. W. Mich. (12/13/1969)
 Junior: 45 - Julius McCoy vs. Notre Dame (12/21/1955)
 Senior: 50 - Terry Furlow vs. Iowa (1/5/1976)




Terry Furlow owns the top two single-game scoring efforts in MSU history.

TOP TEAM GAMES


PTS.	OPP. (MSU-OPP)	DATE (LOCATION)
121	Morehead State (121-53)	12/1/1992 (East Lansing)
118	Alcorn State (118-60)	12/13/2008 (East Lansing)
	Oklahoma (118-100)	12/21/1963 (Tempe, Ariz.)
117	Ball State (117-95)	12/29/1994 (East Lansing)
114	Michigan (114-63)	3/4/2000 (East Lansing)
111	Cleveland State (111-61)	12/29/2017 (East Lansing)
111	Cleveland State (111-68)	12/12/1994 (East Lansing)
110	Nebraska Omaha (110-68)	12/4/2011 (East Lansing)
	Purdue (110-92)	3/1/1965 (East Lansing)
109	Oakland (109-91)	12/13/2020 (East Lansing)
	Western Mich. (109-69)	12/13/1978 (Kalamazoo, Mich.)
	Northern Michigan (109-86)	11/30/1963 (East Lansing)
108	Savannah State (108-52)	12/31/2017 (East Lansing)
107	Houston Baptist (107-62)	12/18/2017 (East Lansing)
	East Tenn. State (107-81)	12/9/1993 (East Lansing)
	Northwestern (107-97)	2/29/1964 (East Lansing)
	Iowa (107-89)	2/22/1964 (Iowa City, Iowa)
	Iowa (107-82)	2/15/1964 (East Lansing)
	Indiana (107-103)	1/11/1964 (East Lansing)
106	Iowa (106-112 OT)	2/25/2023 (Iowa City, Iowa)
	FGCU (106-52)	11/11/2018 (East Lansing)
	UMass (106-68)	11/28/2009 (Atlantic City, N.J.)
	Gonzaga (106-109 3OT)	11/22/2005 (Lahaina, Hawaii)
	Purdue (106-83)	1/25/1989 (East Lansing)
	Wisconsin (106-90)	1/6/1964 (East Lansing)
105	Iowa (105-88)	1/5/1976 (East Lansing)
	Wisconsin (105-87)	1/25/1975 (East Lansing)
104	UW-Green Bay (104-46)	11/23/2004 (East Lansing)
	Florida A&M (104-72)	11/19/2004 (East Lansing)
	Bowling Green (104-81)	12/7/1963 (East Lansing)
103	Indiana (103-74)	3/2/2008 (East Lansing)
	Loyola (Ill.) (103-71)	12/9/2000 (Chicago, Ill.)
	Central Michigan (103-60)	1/29/1985 (East Lansing)
	Detroit (103-74)	12/21/1977 (Detroit)
	Rochester (103-61)	12/29/1972 (Rochester, N.Y.)
	Wichita State (103-68)	12/10/1966 (East Lansing)
	Michigan (103-91)	2/14/1959 (East Lansing)
102	Nicholls State (102-52)	11/27/2004 (East Lansing)
	New Hampshire (102-65)	12/30/1977 (Norfolk, Va.)
	Ohio State (102-99)	1/27/1964 (East Lansing)
	Alma (102-3)	2/1/1902 (East Lansing)
101	Eastern Michigan (101-48)	12/21/2019 (East Lansing)
	New Orleans (101-48)	12/28/2013 (East Lansing)
	Nebraska (101-78)	12/4/1991 (East Lansing)
	Ohio State (101-94 3OT)	2/24/1983 (East Lansing)
	Marshall (101-82)	12/19/1981 (East Lansing)
	Pennsylvania (101-67)	3/24/1979 (Salt Lake City, Utah)
	Ohio State (101-83)	2/3/1975 (Columbus, Ohio)
	Western Michigan (101-100)	12/4/1963 (East Lansing)
100	Binghamton (100-47)	11/10/2019 (East Lansing)
	Mississippi Valley St. (100-53)	11/18/2016 (East Lansing)
	Idaho (100-62)	11/16/2008 (East Lansing)
	Iowa (100-91)	2/12/1972 (Iowa City, Iowa)

1,000-POINT SCORERS

**1. SHAWN RESPERT - 2,531 POINTS**


Respert scored his 1,000th point in his 56th game vs. Penn State (March 13, 1993).

Year	GP/GS	FG-FGA	Pct.	3FG-FGA	Pct.	FT-FTA	Pct.	Reb/Avg.	Ast./Avg.	Pts./Avg.
1990-91	1/0	0-2	.000	0-0	.000	0-0	.000	0/0.0	0/0.0	0/0.0
1991-92	30/30	173-344	.503	60-132	.454	68-78	.872	64/2.1	62/2.1	474/15.8
1992-93	28/28	192-399	.481	60-140	.429	119-139	.856	111/4.0	73/2.6	563/20.1
1993-94	32/32	272-562	.484	92-205	.449	142-169	.840	127/4.0	81/2.5	718/24.3
1994-95	28/28	229-484	.473	119-251	.474	139-160	.869	111/4.0	85/3.0	776/25.6
Totals	119/118	866-1791	.483	331-728	.455	468-546	.857	413/3.4	301/2.5	2531/21.2

**2. STEVE SMITH - 2,263 POINTS**

Smith scored his 1,000th point in his 66th game vs. Furman (Dec. 2, 1989).

Year	GP/GS	FG-FGA	Pct.	3FG-FGA	Pct.	FT-FTA	Pct.	Reb/Avg.	Ast./Avg.	Pts./Avg.
1987-88	28/26	108-232	.466	14-30	.467	69-91	.758	112/4.0	82/2.9	299/10.7
1988-89	33/32	217-454	.478	22-63	.349	129-169	.763	229/6.0	112/3.4	585/17.7
1989-90	31/29	233-443	.526	45-98	.459	116-167	.695	216/7.0	150/4.9	627/20.2
1990-91	30/30	268-566	.474	66-162	.407	150-187	.802	183/6.1	109/3.6	752/25.1
Totals	122/117	826-1695	.487	147-353	.416	464-614	.756	740/6.1	453/3.7	2263/18.5

**3. SCOTT SKILES - 2,145 POINTS**

Skiles scored his 1,000th point in his 72nd game vs. Illinois (Jan. 12, 1985).

Year	GP/GS	FG-FGA	Pct.	3FG-FGA	Pct.	FT-FTA	Pct.	Reb/Avg.	Ast./Avg.	Pts./Avg.
1982-83	30/27	141-286	.493	25-50	.500	69-83	.831	63/2.1	146/4.9	376/12.5
1983-84	28/28	153-319	.480	—	—	99-119	.832	62/2.2	128/4.6	405/14.5
1984-85	29/29	212-420	.505	—	—	90-114	.790	93/3.2	168/5.8	514/17.7
1985-86	31/31	331-598	.554	—	—	188-209	.900	135/4.4	203/6.5	850/27.4
Totals	118/115	837-1623	.516	25-50	.500	446-525	.850	353/3.0	645/5.5	2145/18.2

**4. GREG KELSER - 2,014 POINTS**

Kelsner scored his 1,000th point in his 90th game vs. Detroit (Dec. 21, 1977).

Year	GP/GS	FG-FGA	Pct.	3FG-FGA	Pct.	FT-FTA	Pct.	Reb/Avg.	Ast./Avg.	Pts./Avg.
1975-76	27/23	136-263	.517	—	—	44-78	.564	260/9.5	32/1.2	316/11.7
1976-77	26/26	217-441	.492	—	—	131-196	.668	280/10.8	67/2.6	565/21.7
1977-78	30/30	221-362	.610	—	—	89-152	.586	274/9.1	39/1.3	531/17.7
1978-79	32/32	246-451	.545	—	—	110-164	.671	278/8.7	56/1.8	602/18.8
Totals	115/111	820-1517	.541	—	—	374-590	.634	1092/9.5	194/1.7	2014/17.5

**5. KALIN LUCAS - 1,996 POINTS**


Lucas scored his 1,000th point in his 79th game vs. Florida (Nov. 27, 2009).

Year	GP/GS	FG-FGA	Pct.	3FG-FGA	Pct.	FT-FTA	Pct.	Reb/Avg.	Ast./Avg.	Pts./Avg.
2007-08	36/17	138-320	.431	20-55	.364	73-95	.768	56/1.6	137/3.8	369/10.3
2008-09	38/37	173-438	.395	41-105	.390	172-213	.808	80/2.1	176/4.6	559/14.7
2009-10	33/31	165-364	.453	35-99	.354	128-162	.772	62/1.9	131/4.0	490/14.8
2010-11	34/34	194-453	.428	53-136	.390	137-167	.820	73/2.1	114/3.4	578/17.0
Totals	141/119	670-1575	.425	149-395	.377	507-637	.796	271/1.9	558/4.0	1996/14.2

**6. CASSIUS WINSTON - 1,969 POINTS**


Winston scored his 1,000th point in his 88th game at Nebraska (Jan. 17, 2019).

Year	GP/GS	FG-FGA	Pct.	3FG-FGA	Pct.	FT-FTA	Pct.	Reb/Avg.	Ast./Avg.	Pts./Avg.
2016-17	35/5	77-182	.423	27-71	.380	55-71	.775	64/1.8	182/5.2	236/6.7
2017-18	35/34	143-282	.507	75-151	.497	81-90	.900	118/3.4	241/6.9	442/12.6
2018-19	39/39	243-528	.460	84-211	.398	163-194	.840	117/3.0	291/7.5	733/18.8
2019-20	30/30	185-413	.448	73-169	.432	115-135	.852	75/2.5	176/5.9	558/18.6
Totals	139/108	648-1405	.461	259-602	.430	414-490	.844	374/2.6	890/6.4	1969/14.2

**7. JAY VINCENT - 1,914 POINTS**

Vincent scored his 1,000th point in his 74th game vs. Wisconsin (Jan 17, 1980).


Year	GP/GS	FG-FGA	Pct.	3FG-FGA	Pct.	FT-FTA	Pct.	Reb/Avg.	Ast./Avg.	Pts./Avg.
1977-78	29/26	137-239	.573	—	—	55-86	.640	110/3.7	30/1.0	329/11.3
1978-79	31/28	170-343	.496	—	—	54-93	.581	161/5.2	38/1.2	394/12.7
1979-80	27/27	233-451	.517	—	—	116-161	.720	209/7.7	61/2.3	582/21.5
1980-81	27/27	259-522	.496	—	—	91-141	.645	229/8.5	50/1.9	609/22.6
Totals	114/108	799-1555	.514	—	—	316-481	.657	709/6.2	179/1.6	1914/16.8

**8. SAM VINCENT - 1,851 POINTS**

Vincent scored his 1,000th point in his 68th game vs. Iowa (Jan. 4, 1984).

Year	GP/GS	FG-FGA	Pct.	3FG-FGA	Pct.	FT-FTA	Pct.	Reb/Avg.	Ast./Avg.	Pts./Avg.
1981-82	28/27	130-182	.461	—	—	68-91	.747	78/2.8	55/2.0	328/11.7
1982-83	30/30	180-401	.449	5-11	.455	133-172	.773	79/2.6	66/2.2	498/16.6
1983-84	23/23	130-261	.498	—	—	99-122	.811	62/2.7	68/3.0	359/15.6
1984-85	29/29	245-450	.544	—	—	176-208	.846	112/3.9	117/4.0	666/23.0
Totals	110/109	685-1294	.529	5-11	.455	476-593	.803	331/3.0	306/2.8	1851/16.8


1,000-POINT SCORERS



9. TERRY FURLOW - 1,777 POINTS

Furlow scored his 1,000th point in his 74th game vs. Central Michigan (Dec. 1, 1975).

Year	GP/GS	FG-FGA	Pct.	3FG-FGA	Pct.	FT-FTA	Pct.	Reb./Avg.	Ast./Avg.	Pts./Avg.
1972-73	24/2	58-137	.423	—	—	20-30	.667	83/3.4	NA	136/5.7
1973-74	24/20	150-297	.505	—	—	39-59	.661	171/7.1	NA	339/14.1
1974-75	25/25	205-391	.524	—	—	99-120	.825	171/6.8	NA	509/20.4
1975-76	27/27	308-653	.472	—	—	177-202	.876	207/7.7	87/3.2	793/29.4
Totals	100/74	721-1478	.488	—	—	335-411	.815	632/6.3	87/3.2	1777/17.8



10. PAUL DAVIS - 1,718 POINTS

Davis scored his 1,000th point in his 86th game vs. Minnesota (Feb. 16, 2005).

Year	GP/GS	FG-FGA	Pct.	3FG-FGA	Pct.	FT-FTA	Pct.	Reb./Avg.	Ast./Avg.	Pts./Avg.
2002-03	35/5	88-201	.438	1-6	.167	97-147	.660	165/4.7	15/0.4	274/7.8
2003-04	30/30	163-287	.568	5-15	.333	143-179	.799	187/6.2	59/2.0	474/15.8
2004-05	32/29	157-290	.541	1-8	.125	77-115	.670	257/8.0	50/1.6	392/12.3
2005-06	33/33	206-364	.566	6-19	.316	160-184	.870	301/9.1	54/1.6	578/17.5
Totals	130/97	614-1142	.538	13-48	.271	477-625	.763	910/7.0	178/1.4	1718/13.2



11. MIKE ROBINSON - 1,717 POINTS

Robinson scored his 1,000th point in his 41st game vs. Notre Dame (Feb. 7, 1973).


Year	GP/GS	FG-FGA	Pct.	3FG-FGA	Pct.	FT-FTA	Pct.	Reb./Avg.	Ast./Avg.	Pts./Avg.
1971-72	24/23	245-565	.434	—	—	104-147	.707	73/3.0	NA	594/24.7
1972-73	24/24	259-536	.483	—	—	90-113	.796	101/4.2	NA	608/25.3
1973-74	23/23	208-440	.473	—	—	99-128	.773	66-2.9	NA	515/22.4
Totals	71/70	712-1541	.462	—	—	293-388	.755	240/3.4	NA	1717/24.2



12. DENZEL VALENTINE - 1,645 POINTS

Valentine scored his 1,000th point in his 111th game vs. Oklahoma (March 27, 2015).

Year	GP/GS	FG-FGA	Pct.	3FG-FGA	Pct.	FT-FTA	Pct.	Reb./Avg.	Ast./Avg.	Pts./Avg.
2012-13	36/15	69-155	.445	16-57	.281	26-39	.667	149/4.1	87/2.4	180/5.0
2013-14	38/33	108-265	.408	43-114	.377	44-65	.677	228/6.0	144/3.8	303/8.0
2014-15	39/39	197-445	.443	102-245	.416	71-86	.826	245/6.3	167/4.3	567/14.5
2015-16	31/30	205-444	.462	104-234	.444	81-95	.853	234/7.5	241/7.8	595/19.2
Totals	144/117	579-1309	.442	265-650	.408	222-285	.779	856/5.9	639/4.4	1645/11.4



13. RAYMAR MORGAN - 1,597 POINTS

Morgan scored his 1,000th point in his 76th game vs. Oakland (Dec. 27, 2008).

Year	GP/GS	FG-FGA	Pct.	3FG-FGA	Pct.	FT-FTA	Pct.	Reb./Avg.	Ast./Avg.	Pts./Avg.
2006-07	28/25	121-249	.486	5-16	.313	80-116	.690	145/5.2	23/0.8	327/11.7
2007-08	36/36	187-335	.558	10-33	.303	121-180	.672	221/6.1	58/1.6	505/14.0
2008-09	35/26	132-251	.526	5-21	.238	89-135	.659	184/5.3	41/1.2	358/10.2
2009-10	36/33	154-291	.529	5-17	.294	94-140	.671	222/6.2	63/1.8	407/11.3
Totals	135/120	594-1126	.528	25-87	.287	384-571	.673	772/5.7	185/1.4	1597/11.8



14. MORRIS PETERSON - 1,588 POINTS

Peterson scored his 1,000th point in his 102nd game vs. Texas (Nov. 27, 1999).


Year	GP/GS	FG-FGA	Pct.	3FG-FGA	Pct.	FT-FTA	Pct.	Reb./Avg.	Ast./Avg.	Pts./Avg.
1995-96	4/0	1-1	1.000	0-0	.000	0-1	.000	3/0.8	0/0.0	2/0.5
1996-97	29/18	72-166	.434	16-59	.271	36-51	.706	97/3.4	18/0.6	196/6.8
1997-98	27/0	81-182	.445	23-69	.333	32-58	.552	94/3.5	24/0.9	217/8.0
1998-99	38/4	190-343	.554	22-59	.373	114-140	.814	216/5.7	36/0.9	516/13.6
1999-2000	39/38	218-469	.465	85-200	.425	136-176	.773	235/6.0	49/1.3	657/16.8
Totals	137/60	562-1161	.484	146-387	.377	318-426	.746	645/4.7	127/0.9	1588/11.6



15. MAURICE AGER - 1,554 POINTS

Ager scored his 1,000th point in his 95th game vs. IPFW (Nov. 27, 2005).

Year	GP/GS	FG-FGA	Pct.	3FG-FGA	Pct.	FT-FTA	Pct.	Reb./Avg.	Ast./Avg.	Pts./Avg.
2002-03	27/4	60-150	.400	29-73	.397	31-40	.775	61/2.3	17/0.6	180/6.7
2003-04	30/4	87-225	.387	37-106	.349	43-61	.705	96/3.2	20/0.7	254/8.5
2004-05	33/31	150-315	.476	53-132	.402	111-135	.822	128/3.9	60/1.8	464/14.1
2005-06	34/34	226-495	.457	83-221	.376	121-159	.761	139/4.1	84/2.5	656/19.3
Totals	124/73	523-1185	.441	202-532	.380	306-395	.775	424/3.4	181/1.5	1554/12.5



16. MATEEN CLEAVES - 1,541 POINTS

Cleaves scored his 1,000th point in his 79th game vs. Indiana (Jan. 24, 1999).

Year	GP/GS	FG-FGA	Pct.	3FG-FGA	Pct.	FT-FTA	Pct.	Reb./Avg.	Ast./Avg.	Pts./Avg.
1996-97	29/24	111-277	.401	18-76	.237	57-79	.722	73/2.5	146/5.0	297/10.2
1997-98	30/29	161-403	.400	51-152	.336	111-158	.703	75/2.5	217/7.2	484/16.1
1998-99	38/38	159-392	.406	42-144	.292	85-108	.787	62/1.6	274/7.2	445/11.7
1999-2000	26/24	109-259	.421	32-85	.376	65-86	.756	46/1.8	179/6.9	315/12.1
Totals	123/115	540-1331	.406	143-457	.313	318-431	.738	254/2.1	816/6.6	1541/12.5




1,000-POINT SCORERS



17. CHRIS HILL - 1,540 POINTS

Hill scored his 1,000th point in his 79th game vs. Penn State (Jan. 14, 2004).


Year	GP/GS	FG-FGA	Pct.	3FG-FGA	Pct.	FT-FTA	Pct.	Reb./Avg.	Ast./Avg.	Pts./Avg.
2001-02	31/12	121-248	.488	66-148	.446	47-62	.758	100/3.2	65/2.1	355/11.5
2002-03	35/31	155-358	.433	95-235	.404	74-97	.763	119/3.4	128/3.7	479/13.7
2003-04	30/29	141-282	.500	84-185	.454	49-65	.754	84/2.8	118/3.9	415/13.8
2004-05	33/19	99-239	.414	61-167	.365	32-43	.744	60/1.8	141/4.3	291/8.8
Totals	129/92	516-1127	.458	306-735	.416	202-267	.757	363/2.8	452/3.5	1540/11.9



18. DREW NEITZEL - 1,534 POINTS

Neitzel scored his 1,000th point in his 101st game vs. Marquette (March 15, 2007).


Year	GP/GS	FG-FGA	Pct.	3FG-FGA	Pct.	FT-FTA	Pct.	Reb./Avg.	Ast./Avg.	Pts./Avg.
2004-05	33/14	43-113	.381	16-49	.327	13-20	.650	24/0.7	97/2.9	115/3.5
2005-06	34/34	98-240	.408	46-114	.404	41-44	.932	69/2.0	189/5.6	283/8.3
2006-07	35/34	199-467	.426	114-277	.412	123-140	.879	99/2.8	151/4.3	635/18.1
2007-08	36/35	165-407	.405	97-244	.398	74-86	.860	90/2.5	145/4.0	501/13.9
Totals	138/117	505-1227	.412	273-684	.399	251-290	.866	282/2.0	582/4.2	1534/11.1



19. DRAYMOND GREEN - 1,517 POINTS

Green scored his 1,000th point in his 115th game vs. Florida State (Nov. 30, 2011).


Year	GP/GS	FG-FGA	Pct.	3FG-FGA	Pct.	FT-FTA	Pct.	Reb./Avg.	Ast./Avg.	Pts./Avg.
2008-09	37/0	45-81	.556	0-1	.000	32-52	.615	122/3.3	31/0.8	122/3.3
2009-10	37/3	139-265	.525	2-16	.125	86-128	.672	286/7.7	112/3.0	366/9.9
2010-11	34/28	147-345	.426	37-101	.366	97-142	.683	294/8.6	141/4.1	428/12.6
2011-12	37/36	212-472	.449	52-134	.388	125-173	.723	394/10.6	141/3.8	601/16.2
Totals	145/67	543-1163	.467	91-252	.361	340-495	.687	1096/7.6	425/2.9	1517/10.5



20. KEITH APPLING - 1,509 POINTS

Appling scored his 1,000th point in his 97th game vs. Nebraska (Feb. 16, 2013).

Year	GP/GS	FG-FGA	Pct.	3FG-FGA	Pct.	FT-FTA	Pct.	Reb./Avg.	Ast./Avg.	Pts./Avg.
2010-11	34/18	72-165	.436	39-95	.411	34-38	.895	96/2.8	45/1.3	217/6.4
2011-12	37/37	131-307	.427	24-96	.250	134-170	.788	106/2.9	144/3.9	420/11.4
2012-13	36/36	156-376	.415	41-128	.320	128-171	.749	123/3.4	120/3.3	481/13.4
2013-14	35/32	132-292	.452	34-94	.362	93-141	.660	106/3.0	156/4.5	391/11.2
Totals	142/123	491-1140	.431	138-413	.334	389-520	.748	431/3.0	465/3.3	1509/10.6



21. CHARLIE BELL - 1,468 POINTS

Bell scored his 1,000th point in his 104th game vs. Syracuse (March 23, 2000).


Year	GP/GS	FG-FGA	Pct.	3FG-FGA	Pct.	FT-FTA	Pct.	Reb./Avg.	Ast./Avg.	Pts./Avg.
1997-98	30/30	94-216	.435	19-56	.339	69-87	.793	133/4.4	40/1.3	276/9.2
1998-99	38/35	116-243	.477	16-45	.356	49-65	.754	146/3.8	39/1.0	297/7.8
1999-2000	39/38	159-351	.453	38-111	.342	93-116	.802	190/4.9	123/3.2	449/11.5
2000-01	33/33	150-373	.402	52-152	.342	94-122	.770	155/4.7	169/5.1	446/13.5
Totals	140/136	519-1183	.439	125-364	.343	305-390	.782	624/4.5	371/2.7	1468/10.5



22. ANDRE HUTSON - 1,393 POINTS

Hutson scored his 1,000th point in his 110th game vs. North Carolina (Nov. 29, 2000).


Year	GP/GS	FG-FGA	Pct.	3FG-FGA	Pct.	FT-FTA	Pct.	Reb./Avg.	Ast./Avg.	Pts./Avg.
1997-98	30/26	87-142	.613	0-0	.000	52-69	.754	156/5.2	25/0.8	226/7.5
1998-99	37/34	111-180	.617	0-0	.000	107-137	.781	192/5.2	23/0.6	329/8.9
1999-2000	39/38	147-251	.586	0-1	.000	103-154	.669	243/6.2	57/1.5	397/10.2
2000-01	32/31	173-278	.622	0-0	.000	95-131	.725	244/7.6	61/1.9	441/13.8
Totals	138/129	518-851	.609	0-1	.000	357-491	.727	835/6.1	166/1.2	1393/10.1



23. DARRYL JOHNSON - 1,383 POINTS

Johnson scored his 1,000th point in his 90th game vs. Purdue (Jan. 3, 1987).

Year	GP/GS	FG-FGA	Pct.	3FG-FGA	Pct.	FT-FTA	Pct.	Reb./Avg.	Ast./Avg.	Pts./Avg.
1983-84	28/3	72-152	.474	-	-	23-34	.676	31/1.1	33/1.2	167/6.0
1984-85	22/4	50-102	.490	-	-	16-22	.727	37/1.7	28/1.3	116/5.3
1985-86	29/29	216-371	.582	-	-	50-63	.794	96/3.3	116/4.0	482/16.6
1986-87	28/28	247-467	.529	13-35	.371	111-122	.910	94/3.4	112/4.0	618/22.1
Totals	107/64	585-1092	.536	13-35	.371	200-214	.830	258/2.4	289/2.7	1383/12.9




24. ROBERT CHAPMAN - 1,382 POINTS

Chapman scored his 1,000th point in his 74th game vs. Illinois (March 5, 1977).

Year	GP/GS	FG-FGA	Pct.	3FG-FGA	Pct.	FT-FTA	Pct.	Reb./Avg.	Ast./Avg.	Pts./Avg.
1974-75	20/0	39-95	.410	-	-	11-18	.611	26/1.3	NA	89/4.4
1975-76	27/26	166-349	.476	-	-	63-77	.818	95/3.5	55/2.0	395/14.6
1976-77	27/27	220-413	.533	-	-	89-124	.717	84/3.1	65/2.5	529/19.6
1977-78	30/30	152-307	.495	-	-	65-81	.802	82/2.7	61/2.0	369/12.3
Totals	104/83	577-1164	.496	-	-	228-300	.760	287/2.8	181/2.2	1382/13.3

1,000-POINT SCORERS



25. JULIUS MCCOY - 1,377 POINTS

McCoy scored his 1,000th point in his 53rd game vs. Purdue (Jan. 14, 1956).

Year	GP/GS	FG-FGA	Pct.	3FG-FGA	Pct.	FT-FTA	Pct.	Reb./Avg.	Ast./Avg.	Pts./Avg.
1953-54	22/NA	136-379	.359	—	—	137-187	.733	NA	NA	409/18.6
1954-55	22/NA	141-363	.388	—	—	86-143	.601	NA	NA	368/16.7
1955-56	22/NA	228-538	.423	—	—	144-214	.673	219/10.0	NA	600/27.2
Totals	66/NA	505-1280	.395	—	—	367-544	.675	219/10.0	NA	1377/20.9



26. NICK WARD - 1,359 POINTS

Ward scored his 1,000th point in his 76th game vs. Texas (Nov. 23, 2018).

Year	GP/GS	FG-FGA	Pct.	3FG-FGA	Pct.	FT-FTA	Pct.	Reb./Avg.	Ast./Avg.	Pts./Avg.
2016-17	35/21	181-306	.592	0-0	.000	123-200	.615	227/6.5	14/0.4	485/13.9
2017-18	35/34	162-250	.648	1-1	1.000	110-177	.621	249/7.1	18/0.5	423/12.4
2018-19	34/25	163-281	.580	2-2	1.000	111-170	.653	206/6.1	23/0.7	439/12.9
Totals	104/80	506-837	.605	3-3	1.000	344-547	.629	682/6.6	55/0.5	1359/13.1



27. DURRELL SUMMERS - 1,314 POINTS

Summers scored his 1,000th point in his 117th game vs. Tennessee Tech (Nov. 28, 2010).


Year	GP/GS	FG-FGA	Pct.	3FG-FGA	Pct.	FT-FTA	Pct.	Reb./Avg.	Ast./Avg.	Pts./Avg.
2007-08	36/0	62-123	.504	11-22	.500	41-55	.745	85/2.4	20/0.6	176/4.9
2008-09	38/13	116-267	.434	45-117	.385	49-68	.721	129/3.4	30/0.8	326/8.6
2009-10	37/24	156-343	.455	43-120	.358	174-274	.795	144/4.2	31/0.8	417/11.3
2010-11	34/30	140-361	.388	62-174	.356	53-77	.688	144/4.2	22/0.6	395/11.6
Totals	145/67	474-1094	.433	161-433	.372	205-278	.737	532/3.7	103/0.7	1314/9.1



28. BRANDEN DAWSON - 1,309 POINTS

Dawson scored his 1,000th point in his 105th game vs. Eastern Michigan (Dec. 17, 2014).


Year	GP/GS	FG-FGA	Pct.	3FG-FGA	Pct.	FT-FTA	Pct.	Reb./Avg.	Ast./Avg.	Pts./Avg.
2011-12	31/31	109-189	.577	0-3	.000	41-69	.594	139/4.5	29/0.9	259/8.4
2012-13	36/35	139-262	.531	0-5	.000	43-80	.538	212/5.9	47/1.3	321/8.9
2013-14	28/23	136-222	.613	0-1	.000	42-64	.656	233/8.3	46/1.6	314/11.2
2014-15	35/32	182-340	.535	0-0	.000	51-104	.490	318/9.1	59/1.7	415/11.9
Totals	130/121	566-1013	.559	0-9	.000	177-317	.558	902/6.9	181/1.4	1309/10.1



29. MATT STEIGENGA - 1,296 POINTS

Steigenga scored his 1,000th point in his 96th game vs. UW-Green Bay (March 15, 1991).

Year	GP/GS	FG-FGA	Pct.	3FG-FGA	Pct.	FT-FTA	Pct.	Reb./Avg.	Ast./Avg.	Pts./Avg.
1988-89	33/33	115-206	.558	—	—	57-77	.740	149/4.5	45/1.3	287/8.7
1989-90	34/33	138-235	.587	5-9	.556	74-95	.779	119/3.5	65/1.9	355/10.4
1990-91	30/30	148-282	.525	13-26	.500	70-100	.700	148/4.9	63/2.1	379/12.6
1991-92	27/27	103-211	.488	14-43	.326	55-81	.679	121/4.5	53/1.9	275/10.2
Totals	124/123	504-934	.539	32-78	.410	256-353	.725	537/4.3	226/1.8	1296/10.4



30. QUINTON BROOKS - 1,275 POINTS

Brooks scored his 1,000th point in his 95th game vs. Illinois (Jan. 6, 1996).

Year	GP/GS	FG-FGA	Pct.	3FG-FGA	Pct.	FT-FTA	Pct.	Reb./Avg.	Ast./Avg.	Pts./Avg.
1992-93	22/0	39-67	.582	0-1	.000	14-24	.583	59/2.7	5/0.2	92/4.2
1993-94	32/29	153-287	.533	3-10	.300	54-70	.771	142/4.4	30/0.9	363/11.3
1994-95	28/26	134-252	.532	1-10	.100	46-75	.613	145/5.2	25/0.9	315/11.3
1995-96	31/29	195-346	.564	1-7	.143	114-152	.750	175/5.7	20/0.6	505/16.3
Totals	113/84	521-952	.547	5-28	.179	228-321	.710	521/4.6	80/1.07	1275/11.3



31. STAN WASHINGTON - 1,242 POINTS

Washington scored his 1,000th point in his 57th game vs. Purdue (Jan. 22, 1966).

Year	GP/GS	FG-FGA	Pct.	3FG-FGA	Pct.	FT-FTA	Pct.	Reb./Avg.	Ast./Avg.	Pts./Avg.
1963-64	24/NA	144-310	.464	—	—	67-86	.779	245/10.2	NA	355/14.8
1964-65	23/NA	185-390	.474	—	—	120-141	.851	248/10.7	NA	490/21.3
1965-66	22/NA	153-323	.474	—	—	91-114	.798	234/10.6	NA	397/18.0
Totals	69/NA	482-1023	.471	—	—	278-341	.815	727/10.5	NA	1242/18.0



32. ADREIAN PAYNE - 1,232 POINTS

Payne scored his 1,000th point in his 124th game vs. Wisconsin (Feb. 9, 2014).


Year	GP/GS	FG-FGA	Pct.	3FG-FGA	Pct.	FT-FTA	Pct.	Reb./Avg.	Ast./Avg.	Pts./Avg.
2010-11	34/6	34-72	.472	0-1	.000	17-35	.486	80/2.4	5/0.1	85/2.5
2011-12	37/36	98-173	.566	1-2	.500	62-89	.697	157/4.2	12/0.3	259/7.0
2012-13	36/24	137-251	.546	16-42	.381	89-105	.848	273/7.6	27/0.8	379/10.5
2013-14	31/28	178-354	.503	44-104	.423	109-138	.790	226/7.3	41/1.3	509/16.4
Totals	138/94	447-850	.526	61-149	.409	277-367	.755	736/5.3	85/0.6	1232/8.9

1,000-POINT SCORERS

**T-33. KIRK MANNS - 1,212 POINTS**


Manns scored his 1,000th point in his 107th game vs. Northwestern (Jan. 20, 1990).

Year	GP/GS	FG-FGA	Pct.	3FG-FGA	Pct.	FT-FTA	Pct.	Reb/Avg.	Ast./Avg.	Pts./Avg.
1986-87	28/8	72-148	.486	27-56	.482	24-29	.828	36/1.3	38/1.4	203/7.3
1987-88	28/1	49-99	.495	35-76	.461	15-20	.750	10/0.4	15/0.5	140/5.0
1988-89	33/6	139-260	.535	69-136	.507	47-56	.839	20/0.6	33/1.0	394/11.9
1989-90	31/24	162-327	.495	81-178	.455	70-81	.864	57/1.8	56/1.8	475/15.3
Totals	120/39	422-834	.506	212-446	.475	156-186	.839	123/1.1	142/1.2	1212/10.1

**T-33. KEN REDFIELD - 1,212 POINTS**

Redfield scored his 1,000th point in his 97th game vs. Princeton (Dec. 30, 1989).

Year	GP/GS	FG-FGA	Pct.	3FG-FGA	Pct.	FT-FTA	Pct.	Reb/Avg.	Ast./Avg.	Pts./Avg.
1986-87	23/0	13-31	.419	0-3	.000	7-15	.467	25/1.1	13/0.5	33/1.4
1987-88	28/25	136-265	.513	1-6	.167	54-87	.621	143/5.1	64/2.2	327/11.7
1988-89	33/33	182-380	.479	2-16	.125	92-139	.662	225/6.8	131/3.9	458/13.9
1989-90	34/34	145-290	.500	7-18	.389	97-139	.626	232/6.8	106/3.1	394/11.6
Totals	118/92	476-966	.493	10-43	.233	250-396	.631	625/5.3	314/ 2.7	1212/10.3

**T-35. ALAN ANDERSON - 1,195 POINTS**


Anderson scored his 1,000th point in his 114th game vs. Michigan (Feb. 12, 2005).

Year	GP/GS	FG-FGA	Pct.	3FG-FGA	Pct.	FT-FTA	Pct.	Reb/Avg.	Ast./Avg.	Pts./Avg.
2001-02	31/23	67-149	.450	2-5	.400	67-87	.770	130/4.2	51/1.6	203/6.5
2002-03	32/28	90-179	.503	4-13	.308	128-152	.842	117/3.7	104/3.3	312/9.8
2003-04	30/26	78-167	.467	17-48	.354	70-87	.805	93/3.1	96/3.2	243/8.1
2004-05	33/33	149-268	.556	25-65	.385	114-130	.877	184/5.6	56/1.7	437/13.2
Totals	126/110	384-763	.503	48-131	.366	379-456	.831	524/4.2	307/2.4	1195/9.5

**T-35. KELVIN TORBERT - 1,195 POINTS**


Torbert scored his 1,000th point in his 107th game vs. Penn State (Jan. 5, 2005).

Year	GP/GS	FG-FGA	Pct.	3FG-FGA	Pct.	FT-FTA	Pct.	Reb/Avg.	Ast./Avg.	Pts./Avg.
2001-02	31/26	91-228	.399	18-57	.316	54-67	.806	105/3.4	46/1.5	254/8.2
2002-03	35/34	111-264	.420	10-31	.323	74-99	.747	132/3.8	58/1.7	306/8.7
2003-04	30/26	109-204	.534	31-64	.484	72-90	.800	108/3.6	60/2.0	321/10.7
2004-05	33/32	109-214	.509	29-84	.345	67-81	.827	97/2.9	50/1.5	314/9.5
Totals	129/88	420-910	.462	88-236	.373	267-337	.792	442/3.4	214/1.7	1195/9.3

**37. MIKE PEPOWSKI - 1,185 POINTS**


Peplowski scored his 1,000th point in his 103rd game vs. Iowa (Jan. 28, 1993).

Year	GP/GS	FG-FGA	Pct.	3FG-FGA	Pct.	FT-FTA	Pct.	Reb/Avg.	Ast./Avg.	Pts./Avg.
1989-90	28/23	60-110	.546	-	-	27-43	.628	162/5.8	19/0.6	147/5.3
1990-91	30/25	99-158	.627	-	-	34-50	.680	206/6.9	15/0.5	232/7.7
1991-92	30/29	168-266	.632	-	-	64-93	.688	259/8.6	34/1.1	400/13.3
1992-93	28/27	161-252	.639	0-1	.000	84-126	.667	279/10.0	39/1.4	406/14.5
Totals	116/104	488-786	.621	0-1	.000	209-312	.669	906/7.8	107/0.9	1185/10.2

**38. SHANNON BROWN - 1,183 POINTS**


Brown scored his 1,000th point in his 85th game vs. Northwestern (Feb. 4, 2006).

Year	GP/GS	FG-FGA	Pct.	3FG-FGA	Pct.	FT-FTA	Pct.	Reb/Avg.	Ast./Avg.	Pts./Avg.
2003-04	30/24	88-195	.451	15-44	.341	46-57	.807	75/2.5	38/1.3	237/7.9
2004-05	33/31	126-282	.447	31-94	.330	78-92	.848	104/3.2	57/1.7	361/10.9
2005-06	34/34	202-433	.467	64-164	.390	117-141	.830	150/4.4	93/2.7	585/17.2
Totals	97/89	416-910	.457	110-302	.364	241-290	.831	329/3.4	188/1.9	1183/12.2

**39. LEE LAFAYETTE - 1,176 POINTS**

Lafayette scored his 1,000th point in his 61st game vs. Indiana (Feb. 1, 1969).


Year	GP/GS	FG-FGA	Pct.	3FG-FGA	Pct.	FT-FTA	Pct.	Reb/Avg.	Ast./Avg.	Pts./Avg.
1966-67	23/NA	133-346	.384	-	-	75-131	.573	223/9.7	NA	341/14.8
1967-68	24/NA	149-339	.439	-	-	104-161	.664	253/10.5	NA	405/16.8
1968-69	23/NA	155-335	.436	-	-	120-182	.659	237/10.3	NA	430/18.7
Totals	70/NA	437-1020	.428	-	-	299-474	.631	713/10.2	NA	1176/16.8

**40. LINDSAY HAIRSTON - 1,155 POINTS**

Hairston scored his 1,000th point in his 66th game vs. Notre Dame (Feb. 5, 1975).

Year	GP/GS	FG-FGA	Pct.	3FG-FGA	Pct.	FT-FTA	Pct.	Reb/Avg.	Ast./Avg.	Pts./Avg.
1972-73	24/21	121-258	.469	-	-	35-54	.648	190/ 7.9	NA	277/11.5
1973-74	24/24	167-323	.517	-	-	62-96	.646	326/13.6	NA	396/16.5
1974-75	25/25	200-373	.536	-	-	82-141	.581	287/11.5	NA	482/19.3
Totals	73/70	488-954	.512	-	-	179-291	.615	803/11.0	NA	1155/15.8


1,000-POINT SCORERS



41. PETE GENT - 1,146 POINTS

Gent scored his 1,000th point in his 60th game vs. Purdue (Feb. 3, 1964).

Year	GP/GS	FG-FGA	Pct.	3FG-FGA	Pct.	FT-FTA	Pct.	Reb/Avg.	Ast./Avg.	Pts./Avg.
1961-62	22/NA	124-314	.395	—	—	63-83	.759	206/9.3	NA	311/14.1
1962-63	20/NA	128-313	.408	—	—	73-104	.702	152/7.6	NA	329/16.4
1963-64	24/NA	213-526	.404	—	—	80-124	.645	193/9.0	NA	506/21.0
Totals	66/NA	465-1153	.403	—	—	216-311	.695	551/8.3	NA	1146/17.4



42. TRAVIS TRICE - 1,135 POINTS

Trice scored his 1,000th point in his 127th game vs. Ohio State (March 13, 2015).


Year	GP/GS	FG-FGA	Pct.	3FG-FGA	Pct.	FT-FTA	Pct.	Reb/Avg.	Ast./Avg.	Pts./Avg.
2011-12	32/0	48-126	.381	30-74	.405	19-33	.576	57/1.8	56/1.8	145/4.5
2012-13	27/0	41-128	.320	29-72	.403	18-25	.720	42/1.6	50/1.9	129/4.8
2013-14	36/8	87-207	.420	53-122	.434	36-44	.818	58/1.6	84/2.3	263/7.3
2014-15	39/33	195-491	.397	90-244	.369	118-165	.715	123/3.2	197/5.1	598/15.3
Totals	134/41	371-952	.390	202-512	.395	191-267	.715	280/2.1	387/2.9	1135/8.5



43. AL FERRARI - 1,109 POINTS

Unable to determine exact game in which he scored 1,000th point due to missing box scores.


Year	GP/GS	FG-FGA	Pct.	3FG-FGA	Pct.	FT-FTA	Pct.	Reb/Avg.	Ast./Avg.	Pts./Avg.
1952-53	22/NA	114-328	.348	—	—	123-178	.691	163/7.4	NA	351/16.0
1953-54	20/NA	109-328	.332	—	—	98-142	.690	NA	NA	316/14.4
1954-55	22/NA	145-385	.379	—	—	152-192	.792	NA	NA	442/20.1
Totals	66/NA	368-1041	.354	—	—	373-512	.729	163/7.4	NA	1109/16.8



43. JOSHUA LANGFORD - 1,109 POINTS

Langford scored his 1,000th point in his 99th game vs. Penn State (Feb. 9, 2021).

Year	GP/GS	FG-FGA	Pct.	3FG-FGA	Pct.	FT-FTA	Pct.	Reb/Avg.	Ast./Avg.	Pts./Avg.
2016-17	35/27	94-189	.497	37-89	.416	17-26	.654	81/2.3	38/1.1	242/6.9
2017-18	35/35	152-354	.429	44-109	.404	62-73	.849	105/3.0	54/1.5	410/11.7
2018-19	13/13	70-158	.443	29-72	.403	26-31	.839	47/3.6	30/2.3	195/15.0
2020-21	27/26	93-247	.377	35-102	.343	41-55	.745	96/3.6	48/1.8	262/9.7
Totals	110/101	404-940	.430	144-371	.388	145-183	.792	322/3.0	167/1.5	1109/10.1



45. BILL KILGORE - 1,099 POINTS

Kilgore scored his 1,000th point in his 68th game vs. Indiana (Feb. 19, 1973).


Year	GP/GS	FG-FGA	Pct.	3FG-FGA	Pct.	FT-FTA	Pct.	Reb/Avg.	Ast./Avg.	Pts./Avg.
1970-71	24/NA	134-256	.523	—	—	73-111	.658	309/12.8	NA	341/14.2
1971-72	24/24	142-244	.581	—	—	73-130	.562	266/11.1	NA	357/14.8
1972-73	24/24	163-284	.574	—	—	75-117	.641	239/9.9	NA	401/16.7
Totals	72/48	439-784	.560	—	—	221-358	.617	814/11.3	NA	1099/15.3



46. GORAN SUTON - 1,081 POINTS

Suton scored his 1,000th point in his 128th game vs. Ohio State (March 14, 2009).


Year	GP/GS	FG-FGA	Pct.	3FG-FGA	Pct.	FT-FTA	Pct.	Reb/Avg.	Ast./Avg.	Pts./Avg.
2005-06	31/6	40-85	.471	0-1	.000	14-19	.737	88/2.8	15/0.5	94/3.0
2006-07	35/21	137-269	.509	0-5	.000	53-82	.646	235/6.7	85/2.4	327/9.3
2007-08	36/35	136-247	.551	2-12	.167	52-67	.776	295/8.2	66/1.8	326/9.1
2008-09	32/29	123-236	.521	21-48	.438	67-79	.848	269/8.4	50/1.6	334/10.4
Totals	134/91	436-837	.521	23-66	.348	186-247	.753	887/6.6	216/1.6	1081/8.1



47. JOHNNY GREEN - 1,062 POINTS

Green scored his 1,000th point in his 60th game vs. Indiana (Feb. 28, 1959).

Year	GP/GS	FG-FGA	Pct.	3FG-FGA	Pct.	FT-FTA	Pct.	Reb/Avg.	Ast./Avg.	Pts./Avg.
1956-57	18/NA	96-247	.389	—	—	46-81	.568	262/14.6	NA	238/13.2
1957-58	22/NA	164-320	.512	—	—	69-138	.500	392/17.8	NA	397/18.0
1958-59	23/NA	168-393	.427	—	—	91-152	.599	382/16.6	NA	427/18.5
Totals	63/NA	428-960	.446	—	—	206-371	.555	1036/16.4	NA	1062/16.9



48. EARVIN JOHNSON - 1,059 POINTS

Johnson scored his 1,000th point in his 60th game vs. Notre Dame (March 18, 1979).

Year	GP/GS	FG-FGA	Pct.	3FG-FGA	Pct.	FT-FTA	Pct.	Reb/Avg.	Ast./Avg.	Pts./Avg.
1977-78	30/30	175-382	.458	—	—	161-205	.785	237/7.9	222/7.4	511/17.0
1978-79	32/31	173-370	.468	—	—	202-240	.842	234/7.3	269/8.4	548/17.1
Totals	62/61	348-752	.463	—	—	363-445	.816	471/7.6	491/7.9	1059/17.1

1,000-POINT SCORERS

**49. MILES BRIDGES - 1,055 POINTS**


Bridges scored his 1,000th point in his 60th game vs. Michigan (March 3, 2018).

Year	GP/GS	FG-FGA	Pct.	3FG-FGA	Pct.	FT-FTA	Pct.	Reb./Avg.	Ast./Avg.	Pts./Avg.
2016-17	28/27	177-364	.486	56-144	.389	63-92	.685	232/8.3	58/2.1	473/16.9
2017-18	34/33	209-457	.457	71-195	.364	93-109	.853	237/7.0	92/2.7	582/17.1
Totals	62/60	386-821	.470	127-339	.375	156-201	.776	469/7.6	150/2.4	1055/17.0

**50. MARCUS SANDERS - 1,054 POINTS**

Sanders scored his 1,000th point in his 64th game vs. Purdue (March 1, 1965).

Year	GP/GS	FG-FGA	Pct.	3FG-FGA	Pct.	FT-FTA	Pct.	Reb./Avg.	Ast./Avg.	Pts./Avg.
1962-63	20/NA	111-278	.399	—	—	73-97	.753	106/5.3	NA	295/14.7
1963-64	23/NA	127-329	.386	—	—	78-108	.722	110/4.7	NA	332/14.4
1964-65	23/NA	161-395	.407	—	—	105-138	.761	141/6.1	NA	427/18.5
Totals	66/NA	399-1002	.398	—	—	256-343	.764	357/5.4	NA	1054/16.0

**51. KEVIN SMITH - 1,028 POINTS**

Smith scored his 1,000th point in his 81st game vs. Minnesota (March 4, 1982).

Year	GP/GS	FG-FGA	Pct.	3FG-FGA	Pct.	FT-FTA	Pct.	Reb./Avg.	Ast./Avg.	Pts./Avg.
1979-80	27/16	89-200	.445	—	—	50-69	.723	48/1.8	93/3.4	228/8.4
1980-81	27/21	145-266	.545	—	—	74-101	.733	62/2.3	130/4.8	364/13.5
1981-82	28/28	180-405	.444	—	—	76-106	.717	58/2.1	126/4.5	436/15.6
Totals	82/65	414-871	.475	—	—	200-276	.725	168/2.0	349/4.3	1028/12.5

**52. GARY HARRIS - 1,025 POINTS**

Harris scored his 1,000th point in his 68th game vs. Virginia (March 28, 2014).

Year	GP/GS	FG-FGA	Pct.	3FG-FGA	Pct.	FT-FTA	Pct.	Reb./Avg.	Ast./Avg.	Pts./Avg.
2012-13	34/33	150-329	.456	65-158	.411	74-98	.755	86/2.5	46/1.4	439/12.9
2013-14	35/34	195-455	.429	81-230	.352	115-142	.810	140/4.0	94/2.7	586/16.7
Totals	69/67	345-784	.440	146-388	.376	189-240	.788	226/3.3	140/2.0	1025/14.9

**53. JOEY HAUSER - 1,015 POINTS**

Hauser scored his 1,000th point in his 97th game vs. Kansas State (March 23, 2023).

Year	GP/GS	FG-FGA	Pct.	3FG-FGA	Pct.	FT-FTA	Pct.	Reb./Avg.	Ast./Avg.	Pts./Avg.
2020-21	27/16	94-198	.475	34-100	.340	49-68	.721	157/5.6	40/1.4	271/9.7
2021-22	35/29	82-184	.446	40-98	.408	50-58	.862	187/5.3	58/1.7	254/7.3
2022-23	34/34	164-339	.484	77-167	.461	85-97	.876	239/7.0	61/1.8	490/14.4
Totals	97/79	340-721	.472	151-365	.414	184-223	.825	583/6.0	159/1.6	1015/10.5



REBOUNING RECORDS

INDIVIDUAL

Career

REBOUNDS	NO.	YEARS
1. Draymond Green	1,096	2008-12
2. Greg Kelsner	1,092	1975-79
3. Johnny Green	1,036	1956-59
4. Antonio Smith	1,016	1995-99
5. Paul Davis	910	2002-06
6. Mike Peplowski	906	1989-93
7. Brandon Dawson	902	2011-15
8. Goran Suton	887	2005-09
9. Denzel Valentine	856	2012-16
10. Andre Hutson	835	1997-2001

REB. AVG.	AVG. (GMS.) YEARS
1. Johnny Green	16.4 (63) 1956-59
2. Horace Walker	13.8 (52) 1957-60
3. Bill Kilgore	11.3 (72) 1970-73
4. Lindsay Hairston	11.0 (73) 1972-75
5. Stan Washington	10.5 (69) 1963-66
6. Ralph Simpson	10.3 (23) 1969-70
7. Lee Lafayette	10.2 (70) 1966-69
8. Greg Kelsner	9.5 (115) 1975-79
9. Ted Williams	9.1 (58) 1960-63
10. Matthew Aitch	9.0 (45) 1965-67

Season

REBOUNDS	NO.	YEAR
1. Draymond Green	394	2011-12
2. Johnny Green	392	1957-58
3. Johnny Green	382	1958-59
4. Horace Walker	373	1959-60
5. Kenny Goins	349	2018-19
6. Lindsay Hairston	326	1973-74
7. Xavier Tillman Sr.	320	2019-20
8. Antonio Smith	319	1998-99
9. Brandon Dawson	318	2014-15
10. Horace Walker	312	1958-59

By Class:

Freshman: Greg Kelsner - 260 (1975-76)

Soph.: Bill Kilgore - 309 (1970-71)

Junior: Johnny Green - 392 (1957-58)

Senior: Draymond Green - 394 (2011-12)

REB. AVG.	AVG.	YEAR
1. Johnny Green	17.8	1957-58
2. Horace Walker	17.7	1959-60
3. Johnny Green	16.6	1958-59
4. Johnny Green	14.6	1956-57
5. Lindsay Hairston	13.6	1973-74
6. Horace Walker	13.5	1958-59
7. Bill Kilgore	12.8	1970-71
8. Ted Williams	12.0	1960-61
9. Lance Olson	11.7	1959-60
10. Art Gowers	11.6	1959-60

By Class:

Freshman: Greg Kelsner - 9.6 (1975-76)

Soph.: Johnny Green - 14.6 (1956-57)

Junior: Johnny Green - 17.8 (1957-58)

Senior: Horace Walker - 17.7 (1959-60)

YEAR-BY-YEAR REBOUNING LEADERS

Based on total rebounds (since 1955-56)

Year	Name, Pos.	Reb. (Avg.)	Year	Name, Pos.	Reb. (Avg.)
1955-56	Julius McCoy, f	219 (10.0)	1989-90	Ken Redfield, f	232 (6.8)
1956-57	Johnny Green, c	262 (14.6)	1990-91	Mike Peplowski, c	206 (6.9)
1957-58	Johnny Green, c	392 (17.8)	1991-92	Mike Peplowski, c	259 (8.6)
1958-59	Johnny Green, c	382 (16.6)	1992-93	Mike Peplowski, c	279 (10.0)
1959-60	Horace Walker, f/c	373 (17.7)	1993-94	Anthony Miller, c	287 (9.0)
1960-61	Ted Williams, c	288 (12.0)	1994-95	Jamie Feick, c	281 (10.1)
1961-62	Pete Gent, f	206 (9.3)	1995-96	Jamie Feick, c	303 (9.5)
1962-63	Bill Berry, f	184 (9.2)	1996-97	Antonio Smith, f	306 (10.6)
1963-64	Stan Washington, f	245 (10.2)	1997-98	Antonio Smith, f	262 (8.7)
1964-65	Stan Washington, f	248 (10.7)	1998-99	Antonio Smith, f	319 (8.4)
1965-66	Stan Washington, f	234 (10.6)	1999-2000	Andre Hutson, f	243 (6.2)
1966-67	Lee Lafayette, c/f	223 (9.7)	2000-01	Andre Hutson, f	244 (7.6)
1967-68	Lee Lafayette, c/f	253 (10.5)	2001-02	Aloysius Anagnonye, f	196 (6.3)
1968-69	Lee Lafayette, c/f	237 (10.3)	2002-03	Aloysius Anagnonye, f	186 (5.3)
1969-70	Ralph Simpson, g	239 (10.3)	2003-04	Paul Davis, c	187 (6.2)
1970-71	Bill Kilgore, c/f	309 (12.8)	2004-05	Paul Davis, c	257 (8.0)
1971-72	Bill Kilgore, c/f	266 (11.1)	2005-06	Paul Davis, c	301 (9.1)
1972-73	Bill Kilgore, c/f	239 (9.9)	2006-07	Goran Suton, c	235 (6.7)
1973-74	Lindsay Hairston, c	326 (13.6)	2007-08	Goran Suton, c	295 (8.2)
1974-75	Lindsay Hairston, c	287 (11.5)	2008-09	Goran Suton, c	269 (8.4)
1975-76	Greg Kelsner, f	260 (9.5)	2009-10	Draymond Green, f	286 (7.7)
1976-77	Greg Kelsner, f	280 (10.8)	2010-11	Draymond Green, f	294 (8.6)
1977-78	Greg Kelsner, f	274 (9.1)	2011-12	Draymond Green, f	394 (10.6)
1978-79	Greg Kelsner, f	278 (8.7)	2012-13	Adreian Payne, f	273 (7.6)
1979-80	Ron Charles, f/c	241 (8.9)	2013-14	Brandon Dawson, f	233 (8.3)
1980-81	Jay Vincent, c/f	229 (8.5)	2014-15	Brandon Dawson, f	318 (9.1)
1981-82	Derek Perry, f	151 (5.4)	2015-16	Matt Costello, f	287 (8.2)
1982-83	Kevin Willis, c	258 (9.6)	2016-17	Miles Bridges, g/f	232 (8.3)
1983-84	Kevin Willis, c	192 (7.7)	2017-18	Nick Ward, f	249 (7.1)
1984-85	Ken Johnson, c	285 (10.2)	2018-19	Kenny Goins, f	349 (8.9)
1985-86	Larry Polec, f	178 (5.7)	2019-20	Xavier Tillman Sr., f	320 (10.3)
1986-87	Carlton Valentine, f	157 (5.6)	2020-21	Aaron Henry, f	158 (5.6)
1987-88	Carlton Valentine, f	157 (5.6)	2021-22	Marcus Bingham Jr., f	219 (6.3)
1988-89	Steve Smith, g	229 (6.9)	2022-23	Joey Hauser, f	239 (7.0)

Game

OFF. REB.*	NO.	DATE (OPP.)
1. Goran Suton	11	11/24/2007 (Oak.)
Antonio Smith	11	1/29/1997 (Pur.)
3. Nick Ward	9	3/4/2017 (Mary.)
Matt Costello	9	3/2/2016 (Rutgers)
Brandon Dawson	9	12/3/2014 (UND)
Derrick Nix	9	3/21/2013 (Valpo.)
Morris Peterson	9	3/21/1999 (Ky.)
8. Nick Ward	8	1/28/18 (Maryland)
Deyonta Davis	8	11/13/2015 (FAU)
Brandon Dawson	8	1/24/2015 (Neb.)
Brandon Dawson	8	11/9/2012 (UConn)
Derrick Nix	8	11/13/2010 (FGCU)
Paul Davis	8	12/31/2005 (Cop. St.)
Antonio Smith	8	1/2/1997 (Indiana)
Jon Garavaglia	8	11/28/1995 (Ark.)

DEF. REB.*	NO.	DATE (OPP.)
1. Miles Bridges	19	12/31/17 (Sav. St.)
2. Antonio Smith	17	3/8/1997 (Indiana)
3. Draymond Green	15	3/22/2012 (L'ville)
Andre Hutson	15	2/24/2001 (PSU)
5. Kenny Goins	14	11/27/18 (L'ville)
Miles Bridges	14	11/23/2016 (SJU)
Draymond Green	14	2/5/2012 (Mich.)
8. Kenny Goins	13	3/9/2019 (Mich.)
Brandon Dawson	13	1/8/2015 (Iowa)
Draymond Green	13	3/10/2012 (Wis.)
Goran Suton	13	3/20/2009 (R. Morris)

Antonio Smith	13	2/18/1999 (Mich.)
Jamie Feick	13	2/7/1995 (Pur.)
Mike Peplowski	13	2/8/1992 (Wis.)

* Since 1986-87 Season

Team

Season

REBOUNDS	NO.	GAMES
1. 2018-19	1,580	39
2. 1999-2000	1,521	39
3. 1958-59	1,508	23
4. 2008-09	1,482	38
2014-15	1,458	39

REB. AVG.	NO.	GAMES
1. 1958-59	65.5 (1,508)	23
2. 1959-60	57.7 (1,212)	21
3. 1961-62	54.6 (1,201)	22
4. 1964-65	51.7 (1,189)	23
5. 1962-63	51.4 (1,028)	20



REBOUNDING / FIELD-GOAL RECORDS

20-REB. GAMES

29	Horace Walker	12/25/1959 (Butler)
	Johnny Green	12/30/1957 (Washington)
28	Horace Walker	1/23/1960 (Iowa)
	Johnny Green	12/28/1957 (USC)
27	Greg Kelsner	1/3/1976 (Wisconsin)
26	Horace Walker	3/5/1960 (Indiana)
	Keith Slackhouse	2/18/1952 (Minnesota)
25	Ted Williams	1/16/1961 (Michigan)
	Johnny Green	2/21/1959 (Purdue)
24	Horace Walker	1/9/1960 (Michigan)
	Horace Walker	2/16/1959 (N'western)
	Johnny Green	1/5/1959 (Iowa)
	Johnny Green	3/8/1958 (Indiana)
	Horace Walker	12/17/1958 (Notre Dame)
23	Lindsay Hairston	12/20/1974 (San Fran.)
	Lindsay Hairston	2/2/1974 (Purdue)
	Horace Walker	2/1/1960 (Minnesota)
	Johnny Green	12/2/1957 (Butler)
22	Bernard Copeland	3/1/1969 (Ohio State)
	Lee Lafayette	1/7/1967 (Illinois)
	Johnny Green	1/18/1958 (N'western)
	Johnny Green	12/21/1957 (Notre Dame)
21	Miles Bridges	12/31/2017 (Savannah State)
	Lindsay Hairston	1/25/1975 (Wisconsin)
	Bill Berry	12/1/1962 (Kansas State)
	Horace Walker	12/5/1959 (Notre Dame)
	Duane Peterson	1/21/1956 (Minnesota)
20	Goran Sutton	11/24/2007 (Oakland)
	Kevin Willis	1/8/1983 (Northwestern)
	Earvin Johnson	12/8/1977 (Wichita St.)
	Bill Kilgore	2/20/1971 (Wisconsin)
	Bill Kilgore	2/13/1971 (Minnesota)
	Ralph Simpson	12/19/1969 (Bradley)
	Lance Olson	2/8/1960 (Illinois)
	Horace Walker	1/16/1960 (Illinois)
	Johnny Green	2/10/1958 (Iowa)
	Johnny Green	1/4/1958 (Ohio State)

YEAR-BY-YEAR FIELD-GOAL % LEADERS

Minimum 100 attempts (since 1946-47)

Year	Name	Pct. (FG-FGA)	Year	Name	Pct. (FG-FGA)
1946-47	Robin Roberts, f	.389 (81-208)	1985-86	Carlton Valentine, f	.650 (80-123)
1947-48	Bob Brannum, c	.389 (124-319)	1986-87	Carlton Valentine, f	.622 (135-217)
1948-49	John Granack, f	.362 (42-116)	1987-88	George Papadakis, c	.650 (102-157)
1949-50	Bob Carey, c	.448 (65-145)	1988-89	Matt Steigenga, f	.558 (115-206)
1950-51	Sonny Means, g	.378 (39-103)	1989-90	Matt Steigenga, f	.587 (138-235)
1951-52	Gordon Stauffer, g	.365 (77-211)	1990-91	Mike Peplowski, c	.627 (99-158)
1952-53	Robert Armstrong, c	.379 (96-253)	1991-92	Mike Peplowski, c	.632 (168-266)
1953-54	Bob Devenny, g	.376 (53-141)	1992-93	Mike Peplowski, c	.639 (161-252)
1954-55	Duane Peterson, c	.467 (107-229)	1993-94	Anthony Miller, c	.651 (162-249)
1955-56	Julius McCoy, f	.423 (228-538)	1994-95	Jamie Feick, c	.617 (111-180)
1956-57	George Ferguson, f	.428 (137-320)	1995-96	Quinton Brooks, f	.564 (195-346)
1957-58	Johnny Green, c	.512 (164-320)	1996-97	Antonio Smith, f	.564 (92-163)
1958-59	Lance Olson, f	.428 (96-224)	1997-98	DuJuan Wiley, c	.624 (78-125)
1959-60	Dave Fahs, g	.432 (108-250)	1998-99	Andre Hutson, f	.617 (111-180)
1960-61	Jack Lamers, f/g	.422 (84-190)	1999-2000	Andre Hutson, f	.586 (147-251)
1961-62	Bill Schwarz, g	.415 (71-171)	2000-01	Andre Hutson, f	.622 (173-278)
1962-63	Bill Schwarz, g	.419 (67-160)	2001-02	Adam Balingier, f	.545 (116-213)
1963-64	Fred Thomann, c	.480 (145-302)	2002-03	Aloysius Anagnonye, f	.618 (97-157)
1964-65	Stan Washington, f	.474 (185-390)	2003-04	Paul Davis, c	.568 (163-287)
1965-66	Bill Curtis, f	.487 (149-306)	2004-05	Alan Anderson, f	.556 (149-268)
1966-67	Heywood Edwards, g	.476 (59-124)	2005-06	Paul Davis, c	.566 (206-364)
1967-68	John Bailey, g	.462 (86-186)	2006-07	Marquise Gray, f	.578 (96-166)
1968-69	Lee Lafayette, c/f	.436 (155-355)	2007-08	Drew Naymick, c	.650 (65-100)
1969-70	Pat Miller, g/f	.525 (83-158)	2008-09	Delvon Roe, f	.566 (81-143)
1970-71	Bill Kilgore, f/c	.523 (134-256)	2009-10	Delvon Roe, f	.553 (83-150)
1971-72	Bill Kilgore, f/c	.581 (142-244)	2010-11	Delvon Roe, f	.483 (71-147)
1972-73	Bill Kilgore, f/c	.574 (163-284)	2011-12	Brandon Dawson, f	.577 (109-189)
1973-74	Bill Glover, g	.580 (69-119)	2012-13	Adreian Payne, f	.546 (137-251)
1974-75	Bill Glover, g	.546 (124-227)	2013-14	Brandon Dawson, f	.613 (136-222)
1975-76	Greg Kelsner, f	.517 (136-264)	2014-15	Garvin Schilling, f	.582 (82-141)
1976-77	Terry Donnelly, g	.534 (87-163)	2015-16	DeYonta Davis, f	.598 (119-199)
1977-78	Greg Kelsner, f	.610 (221-362)	2016-17	Nick Ward, f	.592 (181-306)
1978-79	Ron Charles, f/c	.665 (115-173)	2017-18	Nick Ward, f	.648 (162-250)
1979-80	Ron Charles, f/c	.676 (169-250)	2018-19	Xavier Tillman Sr., f	.605 (144-238)
1980-81	Derek Perry, f	.601 (83-138)	2019-20	Xavier Tillman Sr., f	.550 (165-300)
1981-82	Derek Perry, f	.495 (99-200)	2020-21	Joey Hauser, f	.475 (94-198)
1982-83	Kevin Willis, c	.596 (162-272)	2021-22	Julius Marble II, f	.592 (90-152)
1983-84	Ben Tower, f	.573 (63-110)	2022-23	Mady Sissoko, f	.612 (63-103)
1984-85	Ken Johnson, c	.604 (128-212)			

INDIVIDUAL

Game

REBOUNDS	OPPONENT	DATE
1. 84	Iowa	2/15/1964
84	Ohio State	1/19/1959
3. 78	Southern Ill.	12/13/1955
4. 77	Indiana	1/11/1964
77	Butler	12/23/1961

Big Ten Game

REBOUNDS	OPPONENT	DATE
1. 84	Iowa	2/15/1964
84	Ohio State	1/19/1959
3. 77	Indiana	1/11/1964
4. 74	Illinois	2/17/1964
74	Indiana	3/5/1960

Career

FIELD GOALS	NO.	YEARS
1. Shawn Respert	866	1990-95
2. Scott Skiles	837	1982-86
3. Steve Smith	826	1987-91
4. Greg Kelsner	820	1975-79
5. Jay Vincent	799	1977-81
6. Terry Furlow	721	1972-76
7. Mike Robinson	712	1971-74
8. Sam Vincent	685	1981-85
9. Kalin Lucas	670	2007-11
10. Cassius Winston	648	2016-20

FIELD-GOAL ATT.	NO.	YEARS
1. Shawn Respert	1,791	1990-95
2. Steve Smith	1,695	1987-91
3. Scott Skiles	1,623	1982-86
4. Kalin Lucas	1,575	2007-11
5. Jay Vincent	1,555	1977-81
6. Mike Robinson	1,541	1971-74
7. Greg Kelsner	1,517	1975-79
8. Terry Furlow	1,478	1972-76

9. Cassius Winston	1,405	2016-20
9. Mateen Cleaves	1,331	1996-2000

FIELD-GOAL PCT.*	PCT.	YEARS
1. Ron Charles (376-588)	.639	1976-80
2. Mike Peplowski (488-786)	.621	1989-93
3. Anthony Miller (321-527)	.609	1991-94
4. Andre Hutson (518-851)	.609	1997-2001
5. Nick Ward (506-837)	.605	2016-19
6. Carlton Valentine (384-639)	.601	1984-88
7. Xavier Tillman Sr. (348-598)	.581	2017-20
8. Marquise Gray (243-422)	.576	2005-09
9. Aloysius Anagnonye (278-489)	.569	1999-2003
10. Matt Costello (325-573)	.567	2012-16

* Minimum 350 attempts

FIELD-GOAL RECORDS

Season

FIELD GOALS	NO.	YEAR
1. Scott Skiles	331	1985-86
2. Terry Furlow	308	1975-76
3. Shawn Respert	272	1993-94
4. Steve Smith	268	1990-91
5. Ralph Simpson	264	1969-70
6. Jay Vincent	259	1980-81
Mike Robinson	259	1972-73
8. Darryl Johnson	247	1986-87
9. Greg Kelsner	246	1978-79
10. Sam Vincent	245	1984-85
Mike Robinson	245	1971-72

By Class:

Fresh.: Nick Ward - 181 (2016-17)

Soph.: Ralph Simpson - 264 (1969-70)

Junior: Shawn Respert - 272 (1993-94)

Senior: Scott Skiles - 331 (1985-86)

FIELD-GOAL ATT.	NO.	YEAR
1. Terry Furlow	653	1975-76
2. Scott Skiles	598	1985-86
3. Ralph Simpson	588	1969-70
4. Steve Smith	566	1990-91
5. Mike Robinson	565	1971-72
6. Shawn Respert	562	1993-94
7. Julius McCoy	538	1955-56
8. Mike Robinson	536	1972-73
9. Cassius Winston	528	2018-19
10. Pete Gent	526	1963-64

By Class:

Fresh.: Earvin Johnson - 382 (1977-78)

Soph.: Ralph Simpson - 588 (1969-70)

Junior: Shawn Respert - 562 (1993-94)

Senior: Terry Furlow - 653 (1975-76)

FG PCT.*	PCT.	YEAR
1. Ron Charles	.676	1979-80
(169-250)		
2. Ron Charles	.665	1978-79
(115-173)		
3. Anthony Millier	.651	1993-94
(162-249)		
4. Carlton Valentine	.650	1985-86
(80-123)		
5. Drew Naynick	.650	2007-08
(65-100)		
6. George Papadakos	.650	1987-88
(102-157)		
7. Nick Ward	.648	2017-18
(162-250)		
8. Mike Peplowski	.639	1992-93
(161-252)		
9. Mike Peplowski	.632	1991-92
(168-266)		
10. Mike Peplowski	.627	1990-91
(99-158)		

* Minimum 100 attempts

By Class:

Fresh.: Andre Hutson - .613 (1997-98)

Soph.: Carlton Valentine - .650 (1985-86)

Junior: Ron Charles - .665 (1978-79)

Senior: Ron Charles - .676 (1979-80)

Game

FIELD GOALS	NO.	DATE (OPP.)
1. Scott Skiles	20	1/18/1986 (Minn.)
Julius McCoy	20	12/21/1955 (ND)
3. Ralph Simpson	19	12/13/1969 (WMU)
4. Darryl Johnson	18	12/29/1986 (BYU)
Scott Skiles	18	1/30/1986 (Wis.)
Terry Furlow	18	1/5/1976 (Iowa)
7. Scott Skiles	17	3/8/1986 (Ohio St.)
Jay Vincent	17	2/28/1981 (Minn.)
Mike Robinson	17	3/3/1973 (N'western)
Ralph Simpson	17	12/27/1969 (Oregon)

FG ATTEMPTS	NO.	DATE (OPP.)
1. Julius McCoy	36	2/27/1956 (Wis.)
2. Mike Robinson	34	3/7/1972 (Ohio St.)
Ralph Simpson	34	2/28/1970 (Ohio St.)
Al Ferrari	34	1/5/1953 (Indiana)
5. Scott Skiles	33	3/8/1986 (Ohio St.)
Mike Robinson	33	2/12/1972 (Iowa)
Ralph Simpson	33	1/31/1970 (Minn.)
8. Terry Furlow	32	12/6/1975 (EMU)
Ralph Simpson	32	12/27/1969 (Oregon)
10. Six occasions with 31 FG Attempts		

FG PCT.*	PCT.	DATE (OPP.)
1. Nick Ward	1.000	12/3/18 (Iowa)
(10-10)		
Alan Anderson	1.000	2/24/2005 (Wis.)
(10-10)		
Carlton Valentine	1.000	12/2/1986 (Brklyn)
(11-11)		
Ron Charles	1.000	1/24/1980 (Mich.)
(12-12)		
Bob Chapman	1.000	12/2/1977 (R.I.)
(11-11)		
6. Nick Ward	.923	12/16/18 (Green Bay)
(12-13)		
7. Kirk Manns	.917	3/29/1989 (UAB)
(11-12)		
Darryl Johnson	.917	2/15/1986 (Minn.)
(11-12)		
Ron Charles	.917	12/18/1979 (CMU)
(11-12)		
10. Ken Johnson	.909	1/3/1985 (Ohio St.)
(10-11)		
Derek Perry	.909	12/12/1980 (EMU)
(10-11)		

* Minimum 10 attempts

TEAM

Season

FIELD GOALS	NO.	GAMES
1. 2018-19	1,071	39 games
2. 1985-86	1,043	31 games
3. 2013-14	1,024	38 games
4. 1998-99	1,020	38 games
5. 1999-2000	1,018	39 games

FIELD-GOAL ATT.	NO.	GAMES
1. 2018-19	2,230	39 games
2. 2014-15	2,181	39 games
3. 2013-14	2,159	38 games
4. 1998-99	2,156	38 games
5. 1999-00	2,148	39 games

FIELD-GOAL PCT.	NO.	GAMES
1. 1985-86	.561	31 games
2. 1984-85	.537	31 games
3. 1978-79	.527	32 games
4. 1977-78	.524	30 games
5. 1986-87	.524	28 games

Game

FIELD GOALS	OPPONENT	DATE
1. 50	Morehead St.	12/1/1992
50	Oklahoma	12/21/1963
3. 47	East Tenn. St.	12/9/1993
47	New Hampshire	2/30/1977
5. 46	Neb. Omaha	12/4/2011
46	Wisconsin	1/25/1975
46	Wisconsin	1/6/1964

FG ATT.	OPPONENT	DATE
1. 101	BYU	12/23/1963
101	Indiana	3/5/1960
3. 100	Cal State-Full.	12/1/1967
100	Oklahoma	12/21/1963
100	Wisconsin	3/2/1963

FG PCT.	OPPONENT	DATE
1. .738 (31-42)	Minnesota	2/28/1987
2. .733 (33-45)	Ohio State	2/7/2004
3. .686 (35-51)	Cincinnati	12/21/1991
4. .682 (30-44)	at Illinois	1/22/2018
5. .679 (36-53)	Penn State	1/20/2007

Big Ten Game

FIELD GOALS	OPPONENT	DATE
1. 46	Wisconsin	1/25/1975
46	Wisconsin	1/6/1964
3. 44	Michigan	3/4/2000
4. 43	Purdue	2/3/1964
5. 42	Four occasions	

FG ATT.	OPPONENT	DATE
1. 101	Indiana	3/5/1960
2. 100	Wisconsin	3/2/1963
3. 97	Ohio State	3/3/1956
4. 96	Ohio State	2/22/1965
96	Minnesota	1/14/1964
96	Indiana	1/11/1964

FG PCT.	OPPONENT	DATE
1. .738 (31-42)	Minnesota	2/28/1987
2. .733 (33-45)	Ohio State	2/7/2004
3. .682 (30-44)	at Illinois	1/22/2018
4. .679 (36-53)	Penn State	1/20/2007
5. .667 (34-51)	Ohio State	3/5/2016
.667 (26-39)	Illinois	2/7/1985

FREE-THROW RECORDS

INDIVIDUAL

Career

FREE THROWS	NO.	YEARS
1. Kalin Lucas	507	2007-11
2. Paul Davis	477	2002-06
3. Sam Vincent	476	1981-85
4. Shawn Respert	468	1990-95
5. Steve Smith	464	1987-91
6. Scott Skiles	446	1982-86
7. Cassius Winston	414	2016-20
8. Keith Appling	389	2010-14
9. Raymar Morgan	384	2006-10
10. Alan Anderson	379	2001-05

FREE-THROW ATT.	NO.	YEARS
1. Kalin Lucas	637	2007-11
2. Paul Davis	625	2002-06
3. Steve Smith	614	1987-91
4. Sam Vincent	593	1981-85
5. Greg Kelsner	590	1975-79
6. Raymar Morgan	571	2006-10
7. Nick Ward	547	2016-19
8. Shawn Respert	546	1990-95
9. Julius McCoy	544	1953-56
10. Scott Skiles	525	1982-86

FREE-THROW PCT.*	PCT.	YEARS
1. Drew Neitzel (251-290)	.866	2004-08
2. Shawn Respert (468-546)	.857	1990-95
3. Scott Skiles (446-525)	.850	1982-86
4. Cassius Winston (414-490)	.844	2016-20
5. Alan Anderson (379-456)	.831	2001-05
6. Shannon Brown (241-290)	.831	2003-06
7. Darryl Johnson (200-241)	.830	1983-87
8. Joey Hauser (184-223)	.825	2020-23
9. Earvin Johnson (363-445)	.816	1977-79
10. Stan Washington (278-341)	.815	1963-66

* Minimum 200 attempts

Season

FREE THROWS	NO.	YEAR
1. Earvin Johnson	202	1978-79
2. Scott Skiles	188	1985-86
3. Terry Furlow	177	1975-76
4. Sam Vincent	176	1984-85
5. Kalin Lucas	172	2008-09
6. Cassius Winston	163	2018-19
7. Earvin Johnson	161	1977-78
8. Paul Davis	160	2005-06
9. Al Ferrari	152	1954-55
10. Steve Smith	150	1990-91

By Class:
 Fresh.: Earvin Johnson - 161 (1977-78)
 Soph.: Earvin Johnson - 202 (1978-79)
 Junior: Cassius Winston - 163 (2018-19)
 Senior: Scott Skiles - 188 (1985-86)

FT ATTEMPTS	NO.	YEAR
1. Earvin Johnson	240	1978-79
2. Julius McCoy	214	1955-56
3. Kalin Lucas	213	2008-09
4. Scott Skiles	209	1985-86
5. Sam Vincent	208	1984-85
6. Earvin Johnson	205	1977-78
7. Bob Adaregg	203	1958-59
8. Terry Furlow	202	1975-76
9. Nick Ward	200	2016-17
10. Greg Kelsner	196	1976-77

By Class:
 Fresh.: Earvin Johnson - 205 (1977-78)
 Soph.: Earvin Johnson - 240 (1978-79)
 Junior: Shawn Respert - 196 (1993-94)
 Senior: Julius McCoy - 214 (1955-56)

FT PCT.	PCT.	FT-FTA
1. Darryl Johnson (111-122)	.910	1986-87
2. Cassius Winston (81-90)	.900	2017-18
2. Scott Skiles (188-209)	.900	1985-86
3. A.J. Granger (67-75)	.893	1999-2000
4. Terry Donnelly (60-68)	.882	1979-80
5. Drew Neitzel (123-140)	.879	2006-07
6. Alan Anderson (114-130)	.877	2004-05
7. Terry Furlow (177-202)	.876	1975-76
8. Shawn Respert (68-78)	.872	1991-92
9. Austin Thornton (54-62)	.871	2011-12

* Minimum 50 attempts

By Class:
 Fresh.: Shawn Respert - .872 (1991-92)
 Soph.: Cassius Winston - .900 (2017-18)
 Junior: Drew Neitzel - .879 (2006-07)
 Senior: Darryl Johnson - .910 (1986-87)

Game

FREE THROWS	NO.	DATE (OPP.)
1. Al Ferrari	21	2/28/1955 (Ind.)
2. Terry Furlow	20	1/8/1976 (Nwestern)
3. Kevin Smith	19	1/7/1982 (Ind.)
4. Adreian Payne Sam Vincent	17	3/20/2014 (Del.)
	17	2/24/1983 (Ohio St.)

FT ATTEMPTS	NO.	DATE (OPP.)
1. Al Ferrari	26	2/28/1955 (Ind.)
2. Terry Furlow	22	1/8/1976 (Nwestern)
3. Rudy Benjamin	21	12/12/1970 (WMU)
4. Kevin Smith	19	1/7/1982 (Indiana)
5. Steve Smith	18	2/25/1991 (Minn.)
Earvin Johnson	18	1/20/1979 (Iowa)

FT PCT.	PCT.	DATE (OPP.)
1. Kevin Smith	1.000	1/7/1982 (Indiana)
Adreian Payne	1.000	3/20/2014 (Del.)
Sam Vincent	1.000	2/24/1983 (OSU)
Steve Smith	1.000	1/19/1991 (Minn.)
Three (14-14), One (13-13), Two (12-12), Seven (11-11), 16 (10-10)		

TEAM

Season

FREE THROWS	NO.	GAMES
1. 2008-09	612	38 games
2. 1999-2000	600	39 games
3. 2002-03	564	35 games
4. 1978-79	559	32 games
5. 2004-05	543	33 games

FT ATTEMPTS	NO.	GAMES
1. 2008-09	877	38 games
2. 1999-2000	816	39 games
3. 1978-79	775	32 games
4. 2002-03	767	35 games
5. 2009-10	764	37 games

FT PCT.	NO.	GAMES
1. 1985-86	.799	31 games
2. 2004-05	.777	33 games
3. 2003-04	.771	30 games
2001-02	.771	31 games
1986-87	.771	28 games

Game

FT	OPPONENT	DATE
1. 42	Oklahoma	12/6/2003
2. 41	Ill.-Chicago	12/3/1983
3. 40	Ohio State	2/24/1983
40	Penn	12/30/1954
5. 36	Wisconsin	1/8/1955

FT ATT.	OPPONENT	DATE
1. 53	Ill.-Chicago	12/3/1983
2. 49	Western Mich.	12/12/1970
49	Wisconsin	1/8/1955
49	Kansas State	1/5/1954
5. 48	Oklahoma	12/6/2003

FREE-THROW PERCENTAGE:

1.000 (18-18)
 vs. Mich. (1/30/2001) & Illinois (1/12/86)

Big Ten Game

FT	OPPONENT	DATE
1. 40	Ohio State	2/24/1983
2. 36	Wisconsin	1/8/1955
3. 34	Indiana	2/23/1963
4. 33	Indiana	2/28/1955
5. 32	Minnesota	1/11/2014

FT ATT.	OPPONENT	DATE
1. 49	Wisconsin	1/8/1955
2. 45	Ohio State	2/24/1983
3. 44	Iowa	1/20/1979
44	Indiana	2/23/1963
5. 42	Penn State	1/3/2001

FREE-THROW PERCENTAGE

1.000 (18-18)
 vs. Mich. (1/30/2001) & Illinois (1/12/86)



FREE-TROW/3-POINT RECORDS

YEAR-BY-YEAR FREE-TROW % LEADERS

Minimum 50 attempts (since 1946-47)

Year	Name	PCT. (FT-FTA)
1946-47	Bob Geahan, f	.656 (61-93)
1947-48	Bob Brannum, c	.615 (96-156)
1948-49	John Granack, f	.617 (37-60)
1949-50	Jim Snodgrass, g	.694 (50-72)
1950-51	Bob Carey, f/c	.683 (54-79)
1951-52	Gordon Stauffer, g	.810 (56-69)
1952-53	Al Ferrari, f	.691 (123-178)
1953-54	Bob Armstrong, c	.754 (49-65)
1954-55	Al Ferrari, f	.792 (152-192)
1955-56	George Ferguson, f/g	.699 (65-93)
1956-57	Jack Quiggle, g	.714 (100-140)
1957-58	Jack Quiggle, g	.721 (75-104)
1958-59	Horace Walker, f/c	.719 (69-96)
1959-60	Horace Walker, f/c	.798 (119-149)
1960-61	Dick Hall, f/c	.800 (104-130)
1961-62	Jack Lamers, f/c	.761 (51-67)
1962-63	Jack Lamers, f/g	.770 (47-61)
1963-64	Bill Schwarz, g	.784 (40-51)
1964-65	Stan Washington, f	.851 (120-141)
1965-66	Stan Washington, f	.798 (91-114)
1966-67	Steve Rymal, g	.690 (49-71)
1967-68	Harrison Stepler, g	.815 (44-54)
1968-69	Jim Gibbons, f	.714 (79-98)
1969-70	Ralph Simpson, g	.822 (139-169)
1970-71	Rudy Benjamin, g	.725 (116-160)
1971-72	Mike Robinson, g	.707 (104-147)
1972-73	Mike Robinson, g	.796 (90-113)
1973-74	Mike Robinson, g	.773 (99-128)
1974-75	Terry Furlow, f	.825 (99-120)
1975-76	Terry Furlow, f	.876 (177-202)
1976-77	Terry Donnelly, g	.769 (40-52)
1977-78	Bob Chapman, g	.802 (65-81)
1978-79	Earvin Johnson, g/f	.842 (202-240)
1979-80	Terry Donnelly, g	.882 (60-68)
1980-81	Mike Brkovich, g/f	.862 (56-65)
1981-82	Sam Vincent, g	.747 (68-91)
1982-83	Scott Skiles, g	.831 (69-83)
1983-84	Scott Skiles, g	.832 (99-119)
1984-85	Sam Vincent, g	.846 (176-208)

YEAR-BY-YEAR 3-POINT FG LEADERS

Based on total 3-pointers (since 1982-83)

Year	Name	3FG (avg.)	Year	Name	3FG (avg.)
1982-83 *	Scott Skiles, g	25 (1.2)	2004-05	Chris Hill, g	61 (1.8)
1986-87	Kirk Manns, g	35 (1.2)	2005-06	Maurice Ager, g	83 (2.4)
1987-88	Kirk Manns, g	27 (0.9)	2006-07	Drew Neitzel, g	114 (3.3)
1988-89	Kirk Manns, g	69 (2.1)	2007-08	Drew Neitzel, g	97 (2.7)
1989-90	Kirk Manns, g	81 (2.6)	2008-09	Chris Allen, g	52 (1.4)
1990-91	Steve Smith, g	66 (2.2)	2009-10	Chris Allen, g	53 (1.5)
1991-92	Shawn Respert, g	60 (2.0)	2010-11	Durrell Summers, g	62 (1.8)
1992-93	Shawn Respert, g	60 (2.1)	2011-12	Draymond Green, f	52 (1.4)
1993-94	Shawn Respert, g	92 (2.9)	2012-13	Gary Harris, g	65 (1.9)
1994-95	Shawn Respert, g	119 (4.3)	2013-14	Gary Harris, g	81 (2.3)
1995-96	Ray Weathers, g	39 (1.3)	2014-15	Denzel Valentine, g	102 (2.6)
1996-97	Ray Weathers, g	53 (1.8)	2015-16	Bryn Forbes, g	112 (3.2)
1997-98	Jason Klein, f	69 (2.3)	2016-17	Miles Bridges, g/f	56 (2.0)
1998-99	Jason Klein, f	46 (1.2)	2017-18	Cassius Winston, g	75 (2.1)
1999-2000	Morris Peterson, f	85 (2.2)	2018-19	Cassius Winston, g	84 (2.2)
2000-01	Charlie Bell, g	52 (1.6)	2019-20	Cassius Winston, g	73 (2.4)
2001-02	Chris Hill, g	66 (2.1)	2020-21	Joshua Langford, g	35 (1.3)
2002-03	Chris Hill, g	95 (2.7)	2021-22	Gabe Brown, f	73 (2.0)
2003-04	Chris Hill, g	84 (2.8)	2022-23	Joey Hauser, f	77 (2.3)

*3-Point shot used in Big Ten and NIT games only.

INDIVIDUAL


Career

3-POINT FG	NO.	YEARS
1. Shawn Respert	331	1990-95
2. Chris Hill	306	2001-05
3. Drew Neitzel	273	2004-08
4. Denzel Valentine	265	2012-16
5. Cassius Winston	259	2016-20
6. Kirk Manns	212	1986-90
7. Travis Trice	202	2011-15
8. Maurice Ager	202	2002-06
9. Bryn Forbes	182	2014-16
10. Durrell Summers	161	2007-11

3-POINT FG ATT.	NO.	YEARS
1. Chris Hill	735	2001-05
2. Shawn Respert	728	1990-95
3. Drew Neitzel	684	2004-08
4. Denzel Valentine	650	2012-16
5. Cassius Winston	602	2016-20
6. Maurice Ager	532	2002-06
7. Travis Trice	512	2011-15
8. Mateen Cleaves	457	1996-2000
9. Kirk Manns	446	1986-90
10. Durrell Summers	433	2007-11

3-PT. FG PCT.*	PCT.	YEARS
1. Kirk Manns (212-446)	.475	1986-90
2. Bryn Forbes (182-397)	.458	2012-16
3. Shawn Respert (331-728)	.455	1990-95
4. Ray Weathers (99-222)	.446	1994-97
5. A.J. Granger (77-175)	.440	1996-2000
6. Todd Wolfe (53-121)	.438	1986-90
7. Cassius Winston (259-602)	.430	2016-20
8. Steve Smith (147-353)	.416	1987-91
9. Chris Hill (306-735)	.416	2001-05
10. Joey Hauser (151-365)	.414	2020-23

* Minimum 100 attempts



Cassius Winston is among MSU's all-time leaders in 3-point field goals made, attempted and shooting percentage.

3-POINT RECORDS

Season

3-POINT FG	NO.	YEAR
1. Shawn Respert	119	1994-95
2. Drew Neitzel	114	2006-07
3. Bryn Forbes	112	2015-16
4. Denzel Valentine	104	2015-16
5. Denzel Valentine	102	2014-15
6. Drew Neitzel	97	2007-08
7. Chris Hill	95	2002-03
8. Shawn Respert	92	1993-94
9. Travis Trice	90	2014-15
10. Morris Peterson	85	1999-2000

By Class:

Freshman: Chris Hill - 66 (2001-02)

Soph.: Chris Hill - 95 (2002-03)

Junior: Drew Neitzel - 114 (2006-07)

Senior: Shawn Respert - 119 (1994-95)

3-POINT FG ATT.	NO.	YEAR
1. Drew Neitzel	277	2006-07
2. Shawn Respert	251	1994-95
3. Denzel Valentine	245	2014-15
4. Travis Trice	244	2014-15
Drew Neitzel	244	2007-08
6. Denzel Valentine	234	2015-16
Chris Hill	234	2002-03
8. Bryn Forbes	233	2015-16
9. Gary Harris	230	2013-14
10. Maurice Ager	221	2005-06

By Class:

Freshman: Gary Harris - 158 (2012-13)

Soph.: Chris Hill - 234 (2002-03)

Junior: Drew Neitzel - 277 (2006-07)

Senior: Shawn Respert - 251 (1994-95)

3-PT. FG PCT.	PCT.	YEAR
1. Kirk Manns	.507	1988-89
(69-136)		
2. Todd Wolfe	.500	1988-89
(26-52)		
Scott Skiles	.500	1982-83
(25-50)		
4. Cassius Winston	.497	2017-18
(75-151)		
5. Kenny Kaminski	.494	2013-14
(38-77)		
6. Kelvin Torbert	.484	2003-04
(31-64)		
7. Kirk Manns	.482	1987-88
(27-56)		
8. Bryn Forbes	.481	2015-16
(112-233)		
9. Shawn Respert	.474	1994-95
(119-251)		
10. Joey Hauser	.461	2022-23
(77-167)		
Kirk Manns	.461	1986-87
(35-76)		

* Minimum 50 attempts

By Class:

Freshman: Scott Skiles - .500 (1982-83)

Soph.: Cassius Winston - .497 (2017-18)

Junior: Kirk Manns - .507 (1988-89)

Senior: Bryn Forbes - .481 (2015-16)

Game

3-POINT FG	NO.	DATE (OPP.)
1. Bryn Forbes	11	3/2/2016 (Rutgers)
2. Chris Hill	10	2/23/2003 (Syr.)
3. Shawn Respert	9	1/11/1995 (Ind.)
4. Bryn Forbes	8	2/6/2016 (Mich.)
Shawn Respert	8	3/11/1995 (Wis.)
Shawn Respert	8	2/15/1995 (Illinois)
Shawn Respert	8	12/29/1994 (Ball St.)
Shawn Respert	8	2/23/1994 (Minn.)
Kirk Manns	8	2/12/1990 (Iowa)
Kirk Manns	8	1/25/1989 (Purdue)

3-PT. FG ATT.	NO.	DATE (OPP.)
1. Chris Hill	18	2/23/2003 (Syr.)
2. Drew Neitzel	17	3/17/2007 (UNC)
Maurice Ager	17	11/22/2005 (Gonz.)
Shawn Respert	17	3/17/95 (Weber St.)
Shawn Respert	17	3/11/1995 (Wis.)
6. Bryn Forbes	16	3/2/2016 (Rut.)
7. Shawn Respert	15	3/8/1995 (Iowa)
8. Gabe Brown	13	12/29/21 (High Point)
Matt McQuaid	13	3/17/19 (Mich.)
Gary Harris	13	2/23/2014 (Mich.)
Marcus Taylor	13	3/15/2002 (NCSU)
Shawn Respert	13	1/11/1995 (Ind.)
Steve Smith	13	3/3/1991 (Ohio St.)
Kirk Manns	13	2/12/1990 (Iowa)
Kirk Manns	13	1/13/1990 (Iowa)

3-PT. FG PCT.	PCT.	DATE (OPP.)
1. Travis Trice	.875	1/8/2015 (Iowa)
(7-8)		
Drew Neitzel	.875	11/21/2006 (Vt.)
(7-8)		
3. Bryn Forbes	.800	2/6/2016 (Mich.)
(8-10)		
4. Kirk Manns	.800	1/25/1989 (Pur.)
(8-10)		
5. Bryn Forbes	.778	12/22/2015 (Oak.)
(7-9)		
6. Denzel Valentine	.750	1/20/2016 (Neb.)
(6-8)		
Bryn Forbes	.750	1/10/2016 (PSU)
(6-8)		
Gary Harris	.750	1/5/2013 (Pur.)
(6-8)		
Ray Weathers	.750	12/21/1995 (ETSU)
(6-8)		
10. Bryn Forbes	.700	2/23/2016 (OSU)
(7-10)		

* Minimum 8 attempts

TEAM

Season

3-POINT FG	NO.	GAMES
1. 2015-16	321	35 games
2. 2018-19	319	39 games
3. 2013-14	307	38 games
4. 2014-15	294	39 games
5. 2017-18	290	35 games

3-POINT FG ATT.	NO.	GAMES
1. 2018-19	844	39 games
2. 2013-14	783	38 games
3. 2014-15	763	39 games
4. 2015-16	739	35 games
5. 2016-17	732	35 games

3-POINT FG PCT.	NO.	GAMES
1. 2015-16	.434	35 games
2. 1989-90	.431	34 games
3. 1987-88	.421	28 games
4. 1988-89	.419	33 games
5. 1986-87	.416	28 games

Game

3-PT FG	OPPONENT	DATE
1. 17	Rutgers	1/31/2016
17	Purdue	2/20/2014
3. 16	at Nebraska	2/28/2023
16	Maryland	1/4/2018
16	Miss. Valley St.	11/18/2016
16	Rutgers	3/2/2016
16	Northwestern	1/28/2016
16	Michigan	3/4/2000

3-PT FG ATT.	OPPONENT	DATE
1. 37	Syracuse	3/18/2018
2. 35	Va. Tech	11/22/2013
3. 34	Gonzaga	11/22/2005
4. 33	Oakland	12/14/2019
33	Tennessee Tech	11/18/2018
6. 32	LSU	3/29/2019
32	Rutgers	1/31/2016
32	Minnesota	2/26/2015
32	Purdue	2/20/2014
32	Michigan	3/4/2000

Big Ten Game

3-PT FG	OPPONENT	DATE
1. 17	Rutgers	1/31/2016
17	Purdue	2/20/2014
3. 16	at Nebraska	2/28/2023
16	Maryland	1/4/2018
16	Rutgers	3/2/2016
16	Northwestern	1/28/2016
16	Michigan	3/4/2000

3-PT FG ATT.	OPPONENT	DATE
1. 32	Rutgers	1/31/2016
32	Minnesota	2/26/2015
32	Purdue	2/20/2014
32	Michigan	3/4/2000
5. 31	Rutgers	3/2/2016



ASSIST/STEAL/BLOCK RECORDS

INDIVIDUAL

Career

ASSISTS	NO.	YEARS
1. Cassius Winston	890	2016-20
2. Mateen Cleaves	816	1996-2000
3. Scott Skiles	645	1982-86
3. Denzel Valentine	639	2012-16
4. Eric Snow	599	1991-95
5. Drew Neitzel	582	2004-08
6. Mark Montgomery	561	1988-92
7. Kalin Lucas	558	2007-11
8. Travis Walton	555	2005-09
9. Earvin Johnson	491	1977-79

STEALS	NO.	YEARS
1. Mateen Cleaves	195	1996-2000
2. Draymond Green	180	2008-12
3. Scott Skiles	175	1982-86
4. Mark Montgomery	168	1988-92
5. Travis Walton	167	2005-09
6. Branden Dawson	163	2011-15
7. Chris Hill	162	2001-05
8. Sam Vincent	159	1981-85
9. Keith Appling	151	2010-14
10. Ken Redfield	150	1986-90

BLOCKED SHOTS	NO.	YEARS
1. Marcus Bingham Jr.	168	2018-22
2. Xavier Tillman Sr.	153	2017-20
3. Matt Costello	146	2012-16
4. Nick Ward	143	2016-19
5. Branden Dawson	142	2011-15
6. Adreian Payne	141	2010-14
7. Drew Naimick	134	2004-08
8. Draymond Green	117	2008-12
9. Jaren Jackson Jr.	106	2017-18
10. Delvon Roe	106	2008-11

Season

ASSISTS	NO.	YEAR
1. Cassius Winston	291	2018-19
(7.5 per game)		
2. Mateen Cleaves	274	1998-99
(7.2 per game)		
3. Earvin Johnson	269	1978-79
(8.4 per game)		
4. Cassius Winston	241	2017-18
(6.9 per game)		
Denzel Valentine	241	2015-16
(7.8 per game)		
6. Earvin Johnson	222	1977-78
(7.4 per game)		
7. Mateen Cleaves	217	1997-98
(7.2 per game)		
Eric Snow	217	1994-95
(7.8 per game)		
9. Eric Snow	213	1993-94
(6.7 per game)		
10. Scott Skiles	203	1985-86
(6.5 per game)		

By Class:

Fresh.: Earvin Johnson - 222 (1977-78)

Soph.: Earvin Johnson - 269 (1978-79)

Junior: Cassius Winston - 291 (2018-19)

Senior: Eric Snow - 241 (2015-16)

YEAR-BY-YEAR ASSIST LEADERS

Based on total assists (since 1975-76)

Year	Name	Ast. (avg.)	Year	Name	Ast. (avg.)
1975-76	Benny White, g	106 (3.9)	1999-2000	Mateen Cleaves, g	179 (6.9)
1976-77	Edgar Wilson, f/g	93 (3.4)	2000-01	Charlie Bell, g	169 (5.1)
	Terry Donnelly, g	93 (3.4)	2001-02	Marcus Taylor, g	153 (5.3)
1977-78	Earvin Johnson, g/f	222 (7.4)	2002-03	Chris Hill, g	128 (3.7)
1978-79	Earvin Johnson, g/f	269 (8.4)	2003-04	Chris Hill, g	128 (3.7)
1979-80	Mike Brkovich, g/f	96 (3.6)	2004-05	Chris Hill, g	141 (4.3)
1980-81	Kevin Smith, g	130 (4.8)	2005-06	Drew Neitzel, g	189 (5.6)
1981-82	Kevin Smith, g	126 (4.5)	2006-07	Travis Walton, g	191 (5.5)
1982-83	Scott Skiles, g	146 (4.2)	2007-08	Travis Walton, g	156 (4.3)
1983-84	Scott Skiles, g	128 (4.6)	2008-09	Kalin Lucas, g	176 (4.6)
1984-85	Scott Skiles, g	168 (5.8)	2009-10	Kalin Lucas, g	131 (4.0)
1985-86	Scott Skiles, g	203 (6.5)	2010-11	Draymond Green, f	141 (4.1)
1986-87	Darryl Johnson, g	112 (4.0)	2011-12	Keith Appling, g	144 (3.9)
1987-88	Ed Wright, g	91 (3.3)	2012-13	Keith Appling, g	120 (3.3)
1988-89	Ken Redfield, f	131 (4.0)	2013-14	Keith Appling, g	156 (4.5)
1989-90	Steve Smith, g	150 (4.8)	2014-15	Travis Trice, g	197 (5.1)
1990-91	Mark Montgomery, g	169 (5.8)	2015-16	Denzel Valentine, g	241 (7.8)
1991-92	Mark Montgomery, g	190 (6.3)	2016-17	Cassius Winston, g	182 (5.2)
1992-93	Eric Snow, g	145 (5.2)	2017-18	Cassius Winston, g	241 (6.9)
1993-94	Eric Snow, g	213 (6.7)	2018-19	Cassius Winston, g	291 (7.5)
1994-95	Eric Snow, g	217 (7.8)	2019-20	Cassius Winston, g	176 (5.9)
1995-96	Thomas Kelley, g	114 (3.6)	2020-21	Aaron Henry, f	101 (3.6)
1996-97	Mateen Cleaves, g	146 (5.0)	2021-22	A.J. Hoggard, g	174 (4.8)
1997-98	Mateen Cleaves, g	217 (7.2)	2022-23	A.J. Hoggard, g	201 (5.9)
1998-99	Mateen Cleaves, g	274 (7.2)			

Game

ASSISTS	NO.	DATE (OPP.)
1. Mateen Cleaves	20	3/4/2000 (Mich.)
2. Gary Ganakas	17	12/29/1972 (Roch.)
3. A.J. Hoggard	14	2/28/2023 (Nebraska)
Earvin Johnson	14	1/4/1979 (Wis.)
Earvin Johnson	14	12/13/1978 (WMU)
Earvin Johnson	14	3/16/1978 (W. Ky.)
6. Cassius Winston	13	12/31/2017 (SSU)
Denzel Valentine	13	3/5/2016 (OSU)
Denzel Valentine	13	2/14/2016 (Indiana)
Mateen Cleaves	13	1/24/1999 (Ind.)
Mateen Cleaves	13	1/28/1998 (Ind.)
Eric Snow	13	2/11/1995 (Penn St.)
Earvin Johnson	13	3/18/1979 (ND)
Earvin Johnson	13	12/21/1977 (Detroit)

STEALS	NO.	YEAR
1. Earvin Johnson	75	1978-79
2. Mateen Cleaves	73	1997-98
3. Earvin Johnson	71	1977-78
4. Mateen Cleaves	69	1998-99
5. Gary Harris	63	2013-14
6. Draymond Green	60	2010-11
Darryl Johnson	60	1986-87
8. Branden Dawson	57	2012-13
Eric Snow	57	1993-94
10. Travis Walton	56	2008-09
Antonio Smith	56	1998-99

By Class:

Fresh.: Earvin Johnson - 68 (1977-78)

Soph.: Earvin Johnson - 75 (1978-79)

Junior: Mateen Cleaves - 69 (1998-99)

Senior: Darryl Johnson - 60 (1986-87)

BLOCKED SHOTS	NO.	YEAR
1. Jaren Jackson Jr.	106	2017-18
2. Marcus Bingham Jr.	77	2021-22
3. Ken Johnson	72	1984-85
4. Xavier Tillman Sr.	65	2019-20
Xavier Tillman Sr.	65	2018-19
6. Deyonta Davis	64	2015-16
7. Drew Naimick	60	2007-08
8. Branden Dawson	58	2014-15
9. Drew Naimick	55	2006-07
10. Nick Ward	54	2016-17

By Class:

Freshman: Jaren Jackson Jr. - 106 (2017-18)

Soph.: Xavier Tillman Sr. - 65 (2018-19)

Junior: Xavier Tillman Sr. - 65 (2019-20)

Senior: Marcus Bingham Jr. - 77 (2021-22)

ASSIST/STEAL/BLOCK RECORDS

YEAR-BY-YEAR STEAL LEADERS

Based on total steals (since 1977-78)

Year	Name	Stl. (avg.)	Year	Name	Stl. (avg.)
1977-78	Earvin Johnson, g	71 (2.3)	2000-01	Jason Richardson, g	38 (1.2)
1978-79	Earvin Johnson, g	75 (2.3)	2001-02	Marcus Taylor, g	31 (1.1)
1979-80	Kevin Smith, g	46 (1.7)	2002-03	Chris Hill, g	51 (1.5)
1980-81	Kevin Smith, g	38 (1.4)	2003-04	Chris Hill, g	46 (1.5)
1981-82	Sam Vincent, g	41 (1.5)	2004-05	Chris Hill, g	44 (1.3)
1982-83	Sam Vincent, g	44 (1.5)	2005-06	Shannon Brown, g	50 (1.5)
1983-84	Scott Skiles, g	40 (1.4)	2006-07	Travis Walton, g	42 (1.2)
1984-85	Scott Skiles, g	48 (1.7)	2007-08	Goran Suton, c	38 (1.1)
1985-86	Scott Skiles, g	54 (1.7)	2008-09	Travis Walton, g	56 (1.5)
1986-87	Darryl Johnson, g	60 (2.1)	2009-10	Draymond Green, f	45 (1.2)
1987-88	Ken Redfield, f	50 (1.8)	2010-11	Draymond Green, f	60 (1.8)
1988-89	Ken Redfield, f	46 (1.4)	2011-12	Draymond Green, f	54 (1.5)
1989-90	Ken Redfield, f	44 (1.3)	2012-13	Brandon Dawson, f	57 (1.6)
1990-91	Mark Montgomery, g	52 (1.8)	2013-14	Gary Harris, g	63 (1.8)
1991-92	Mark Montgomery, g	48 (1.6)	2014-15	Brandon Dawson, f	42 (1.2)
1992-93	Eric Snow, g	27 (1.0)	2015-16	Denzel Valentine, g	32 (1.0)
1993-94	Eric Snow, g	57 (1.8)	2016-17	Cassius Winston, g	26 (0.7)
1994-95	Eric Snow, g	52 (1.9)	2017-18	Cassius Winston, g	23 (0.7)
1995-96	Quinton Brooks, f	30 (1.0)	2018-19	Cassius Winston, g	40 (1.0)
1996-97	Antonio Smith, f	29 (1.0)	2019-20	Cassius Winston, g	40 (1.3)
1997-98	Mateen Cleaves, g	73 (2.4)	2020-21	Aaron Henry, f	37 (1.3)
1998-99	Mateen Cleaves, g	69 (1.8)	2021-22	Tyson Walker, g	34 (0.9)
1999-2000	Charlie Bell, g	47 (1.2)	2022-23	Tyson Walker, g	38 (1.1)

YEAR-BY-YEAR BLOCK LEADERS

Based on total blocks (since 1979-80)

Year	Name	Blk. (avg.)	Year	Name	Blk. (avg.)
1979-80	Ron Charles, f/c	51 (1.9)	2001-02	Aloysius Anagonye, f	31 (1.0)
1980-81	Ben Tower, f	16 (0.6)	2002-03	Aloysius Anagonye, f	20 (0.6)
1981-82	Richard Mudd, f/c	15 (0.6)		Adam Ballinger, f	20 (0.6)
1982-83	Kevin Willis, c	35 (1.3)		Erazem Lorbek, f	20 (0.6)
1983-84	Ken Johnson, f	24 (1.3)	2003-04	Paul Davis, c	19 (0.6)
	Kevin Willis, c	24 (0.9)	2004-05	Paul Davis, c	20 (0.6)
1984-85	Ken Johnson, c	72 (2.6)	2005-06	Paul Davis, c	29 (0.9)
1985-86	Barry Fordham, c	20 (0.6)	2006-07	Drew Naymick, c	55 (1.6)
1986-87	George Papadakos, c	12 (0.4)	2007-08	Drew Naymick, c	60 (1.7)
1987-88	George Papadakos, c	35 (1.4)	2008-09	Delvon Roe, f	29 (0.8)
1988-89	Steve Smith, g	12 (0.4)	2009-10	Delvon Roe, f	35 (0.9)
	Matt Steigenga, f	12 (0.4)	2010-11	Delvon Roe, f	42 (1.2)
1989-90	Matt Steigenga, f	30 (0.9)	2011-12	Adreian Payne, f	39 (1.1)
1990-91	Matt Steigenga, f	32 (1.1)	2012-13	Adreian Payne, f	46 (1.3)
1991-92	Matt Steigenga, f	23 (0.9)	2013-14	Matt Costello, f	43 (1.3)
1992-93	Mike Peplowski, c	24 (0.9)	2014-15	Brandon Dawson, f	58 (1.7)
1993-94	Anthony Miller, c	29 (0.9)	2015-16	Deyonta Davis, f	64 (1.8)
1994-95	Quinton Brooks, f	16 (0.6)	2016-17	Nick Ward, f	54 (1.5)
1995-96	Quinton Brooks, f	18 (0.6)	2017-18	Jaren Jackson Jr., f	106 (3.0)
1996-97	DuJuan Wiley, c	19 (0.8)	2018-19	Xavier Tillman Sr., f	65 (1.7)
1997-98	DuJuan Wiley, c	50 (1.7)	2019-20	Xavier Tillman Sr., f	65 (2.2)
1998-99	Andre Hutson, f	22 (0.6)	2020-21	Marcus Bingham Jr., f	39 (1.4)
	Morris Peterson, f	22 (0.6)	2021-22	Marcus Bingham Jr., f	77 (2.2)
1999-2000	A.J. Granger, f	21 (0.5)	2022-23	Mady Sissoko, f	28 (0.8)
2000-01	Jason Richardson, g	28 (0.8)			

STEALS

NO.	DATE (OPP.)
1. Mateen Cleaves	9 2/14/1998 (Minn.)
2. Darryl Johnson	8 1/10/1987 (Ohio St.)
Greg Kelsner	8 2/2/1976 (N'western)
4. Jason Richardson	7 2/18/2001 (Purdue)
Greg Kelsner	7 2/4/1978 (Indiana)
Earvin Johnson	7 2/2/1978 (Mich.)
11 occasions with six steals	

BLOCKED SHOTS

NO.	DATE (OPP.)
1. Kenny Goins	8 2/2/2019 (Indiana)
Jaren Jackson Jr.	8 12/5/2017 (Rutgers)
Ken Johnson	8 12/29/1984 (SDSU)
4. Marcus Bingham Jr.	7 11/24/21 (Loyola-Chi)
5. Marcus Bingham Jr.	6 11/20/21 (E. Michigan)
Marcus Bingham Jr.	6 11/17/21 (Butler)
Xavier Tillman Sr.	6 1/5/2020 (Michigan)
Deyonta Davis	6 1/28/2016 (N'western)
Matt Costello	6 1/18/2014 (Illinois)
Draymond Green	6 12/22/2012 (Lehigh)
Drew Naymick	6 2/9/2008 (N'western)
Ken Johnson	6 1/10/1985 (Purdue)
Delvon Roe	5 12/4/2009 (Wofford)
Matt Steigenga	5 2/3/1990 (Purdue)
Barry Fordham	5 2/15/1986 (Minn.)

TEAM

Season

ASSISTS	NO.	GAMES
1. 2015-16	719	35 games
2. 2018-19	715	39 games
3. 2017-18	670	35 games
4. 2014-15	646	39 games
5. 2013-14	637	38 games

STEALS	NO.	GAMES
1. 1998-99	298	38 games
2. 2012-13	289	36 games
3. 2011-12	265	37 games
4. 2013-14	259	38 games
5. 2004-05	258	33 games

BLOCKED SHOTS	NO.	GAMES
1. 2017-18	251	35 games
2. 2018-19	205	39 games
3. 2021-22	181	36 games
4. 2015-16	177	35 games
5. 2014-15	176	39 games

Game

ASSISTS	OPPONENT	DATE
1. 36	Michigan	3/4/2000
2. 35	Savannah State	12/31/2017
35	Neb. Omaha	12/4/2011
35	Alcorn State	12/13/2008
5. 33	FGCU	11/11/2018
33	Miss. Valley St.	11/18/2016

STEALS	OPPONENT	DATE
1. 18	Portland St.	12/10/1979
2. 17	Five occasions	

BLOCKS	OPPONENT	DATE
1. 16	Houston Baptist	12/18/2017
2. 15	Eastern Michigan	11/20/2021
3. 14	Indiana	2/2/2019
4. 13	Indiana	2/3/2018
13	Rutgers	12/5/2017
13	San Jose St.	12/19/2007

Big Ten Game

ASSISTS	OPPONENT	DATE
1. 36	Michigan	3/4/2000
2. 30	Penn State	2/28/2008
30	Iowa	2/17/1975
4. 29	Wisconsin	1/25/1975
29	Ohio State	3/5/2016

STEALS	OPPONENT	DATE
1. 17	Michigan	2/17/1979
2. 16	Wisconsin	3/7/2013
16	Iowa	1/10/2012
16	Northwestern	2/25/1999
5. 15	Michigan	3/7/2010
15	Indiana	2/4/1978

BLOCKS	OPPONENT	DATE
1. 14	Indiana	2/2/2019
14	Indiana	2/3/2018
13	Rutgers	12/5/2017
4. 12	Michigan	1/5/2020
12	Nebraska	2/16/2013
12	Northwestern	1/3/2011

MISCELLANEOUS RECORDS

INDIVIDUAL

Career

GAMES PLAYED	NO.	YEARS
1. Draymond Green	145	2008-12
Durrell Summers	145	2007-11
3. Denzel Valentine	144	2012-16
4. Travis Walton	143	2005-09
5. Keith Appling	142	2010-14
6. Kalin Lucas	141	2007-11
7. Matt McQuaid	140	2015-19
Charlie Bell	140	1997-2001
9. Cassius Winston	139	2016-20
Derrick Nix	139	2009-13

GAMES STARTED	NO.	YEARS
1. Charlie Bell	136	1997-2001
2. Andre Hutson	129	1997-2001
3. Keith Appling	123	2010-14
Matt Steigenga	123	1988-92
5. Branden Dawson	121	2011-15
6. Raymar Morgan	120	2006-10
7. Kalin Lucas	119	2007-11
8. Shawn Respert	118	1990-95
9. Denzel Valentine	117	2012-16
Drew Neitzel	117	2004-08
Steve Smith	117	1987-91

TEAM

Season

WINS	NO.	GAMES
1. 1998-99	33	38 games
2. 2018-19	32	39 games
1999-2000	32	39 games
4. 2008-09	31	38 games
5. 2017-18	30	35 games

Game

VICTORY MARGIN	POINTS	DATE
1. vs. Alma	99 (102-3)	2/1/1902
2. vs. Battle Creek YMCA	90 (94-4)	2/25/1905
3. vs. Bay City YMCA	72 (84-12)	2/7/1910
4. vs. DePaul	69 (76-7)	1/13/1909
5. vs. Tenn. Tech	68 (101-33)	11/18/2018
6. vs. Morehead St.	68 (121-53)	12/1/1992

DEFEAT MARGIN	POINTS	DATE
1. vs. Indiana	52 (55-107)	1/4/1975
2. at Kentucky	50 (86-36)	1/27/1947
3. at Ohio State	44 (87-43)	2/11/1950
4. at Iowa	43 (111-68)	1/16/1965
5. at Detroit A.C.	42 (54-12)	2/10/1911

COMBINED PTS	POINTS	DATE
1. at Iowa	218 (106-112ot)	2/25/2023
vs. Oklahoma	218 (118-100)	12/21/1963
2. vs. Gonzaga	215 (106-109)	11/22/2005
3. vs. Ball State	212 (117-95)	12/29/1994
4. at Illinois	210 (121-89)	3/9/1965
vs. Indiana	210 (107-103)	1/11/1964

TRIPLE DOUBLES

Earvin Johnson - 8

OPPONENT	PTS.	REB.	AST.
Pennsylvania, 3/24/1979	29	10	10
Lamar, 3/11/1979	13	17	10
Illinois, 2/24/1979	21	11	11
Kansas, 2/4/1979	12	10	11
Northwestern, 1/27/1979	26	10	10
Wisconsin, 1/4/1979	21	13	14
Oregon State, 12/29/1978	10	10	10
Detroit, 12/21/1977	11	10	13

Draymond Green - 3

OPPONENT	PTS.	REB.	AST.
Long Island, 3/16/2012	24	12	10
UCLA, 3/17/2011	23	11	10
Penn State, 2/10/2011	15	14	10

Denzel Valentine - 2

OPPONENT	PTS.	REB.	AST.
Boston College, 11/26/2015	29	11	10
Kansas, 11/17/2015	29	12	12

Charlie Bell - 1

OPPONENT	PTS.	REB.	AST.
Oakland, 11/19/2000	13	11	10



Draymond Green joins Earvin "Magic" Johnson and Cincinnati's Oscar Robertson as the only players in history with more than one triple-double in the NCAA Tournament.

TEAM FOULS	FOULS	DATE
1. at Northwestern	41	2/2/1952
2. at Missouri	39	12/22/1983
at Wisconsin	39	1/29/1977
4. at Minnesota	35	1/12/1952
5. vs. Central Mich.	34	11/29/1980

Big Ten Game

VICTORY MARGIN	POINTS	DATE
1. vs. Michigan	51 (114-63)	3/4/2000
2. vs. Penn State	37 (86-49)	2/2/2008
vs. Northwestern	37 (93-56)	1/18/1995
4. vs. Minnesota	36 (79-43)	3/2/2000
at Northwestern	36 (82-46)	2/27/1986

DEFEAT MARGIN	POINTS	DATE
1. vs. Indiana	52 (55-107)	1/4/1975
2. at Iowa	43 (68-111)	1/16/1965
3. at Iowa	36 (47-83)	2/21/1996
4. at Illinois	32 (89-121)	3/9/1965
at Ohio State	32 (79-111)	1/30/1960

COMBINED SCORE	POINTS	DATE
1. at Iowa	218 (106-112ot)	2/28/2023
at Illinois	210 (121-89)	3/9/1965
vs. Indiana	210 (107-103)	1/11/1964
3. vs. Illinois	207 (94-113)	2/20/1965
at Indiana	207 (94-113)	2/23/1963
5. vs. Indiana	206 (94-112)	2/8/1965

TEAM FOULS	FOULS	DATE
1. at Northwestern	41	2/2/1952
2. at Wisconsin	39	1/29/1977
3. at Minnesota	35	1/12/1952
4. Four occasions with 33 fouls		

Games at Breslin Ctr.

VICTORY MARGIN	POINTS	DATE
1. vs. Tenn. Tech	68 (101-33)	11/18/2018
vs. Morehead St.	68 (121-53)	12/1/1992
3. vs. Alcorn State	58 (118-60)	12/13/2008
vs. Green Bay	58 (104-46)	11/23/2004
5. vs. Savannah St.	56 (108-52)	12/31/2017
6. vs. Nicholls State	54 (92-38)	12/9/2001
7. vs. Binghamton	53 (100-47)	11/10/2019
vs. Eastern Mich.	53 (101-48)	12/21/2019
vs. New Orleans	53 (101-48)	12/28/2013
10. vs. Michigan	51 (114-63)	3/4/2000



FRESHMAN RECORDS

Season

POINTS	NO.	YEAR
1. Earvin Johnson	511	1977-78
2. Nick Ward	485	2016-17
3. Shawn Respert	474	1991-92
4. Miles Bridges	473	2016-17
5. Gary Harris	439	2012-13

SCORING AVG.	AVG.	YEAR
1. Earvin Johnson	17.0	1977-78
2. Miles Bridges	16.9	2016-17
3. Shawn Respert	15.8	1991-92
4. Nick Ward	13.9	2016-17
5. Gary Harris	12.9	2012-13

FIELD GOALS	NO.	YEAR
1. Nick Ward	181	2016-17
2. Miles Bridges	177	2016-17
3. Earvin Johnson	175	1977-78
4. Shawn Respert	173	1991-92
5. Gary Harris	150	2012-13

FIELD-GOAL ATT.	NO.	YEAR
1. Earvin Johnson	382	1977-78
2. Miles Bridges	364	2016-17
3. Shawn Respert	344	1991-92
4. Gary Harris	329	2012-13
5. Kalin Lucas	320	2007-08

FIELD-GOAL PCT. * PCT.	YEAR
1. Andre Hutson	.613 1997-98
2. Deyonta Davis	.598 2015-16
3. Nick Ward	.592 2016-17
4. Zach Randolph	.587 2000-01
Ben Tower	.587 1980-81

* Minimum 100 attempts

3-POINT FG	NO.	YEAR
1. Chris Hill	66	2001-02
2. Gary Harris	65	2012-13
3. Shawn Respert	60	1991-92
4. Miles Bridges	56	2016-17
5. Max Christie	39	2021-22
Keith Appling	39	2010-11

3-POINT FG ATT.	NO.	YEAR
1. Gary Harris	158	2012-13
2. Chris Hill	148	2001-02
3. Miles Bridges	144	2016-17
4. Shawn Respert	132	1991-92
5. Max Christie	123	2021-22

3-PT. FG PCT.*	PCT.	YEAR
1. Scott Skiles	.500	1982-83
2. Kenny Kaminski	.494	2013-14
3. Kirk Manns	.461	1986-87
4. Shawn Respert	.455	1991-92
5. Chris Hill	.446	2001-02

* Minimum 50 attempts

FREE THROWS	NO.	YEAR
1. Earvin Johnson	161	1977-78
2. Nick Ward	123	2016-17
3. Jaren Jackson Jr.	106	2017-18
4. Paul Davis	97	2002-03
5. Raymar Morgan	80	2006-07
Zach Randolph	80	2000-01

FREE-THROW ATT.	NO.	YEAR
1. Earvin Johnson	205	1977-78
2. Nick Ward	200	2016-17
3. Paul Davis	147	2002-03
4. Jaren Jackson Jr.	133	2017-18
5. Zach Randolph	126	2000-01

FREE-THROW PCT.	PCT.	YEAR
1. Shawn Respert	.872	1991-92
2. Scott Skiles	.831	1982-83
3. Max Christie	.824	2021-22
4. Shannon Brown	.807	2003-04
5. Kelvin Torbert	.806	2001-02

* Minimum 50 attempts

REBOUNDS	NO.	YEAR
1. Greg Kelsner	260	1975-76
2. Earvin Johnson	237	1977-78
3. Miles Bridges	232	2016-17
4. Nick Ward	227	2016-17
5. Zach Randolph	221	2000-01

REBOUND AVG.	AVG.	YEAR
1. Greg Kelsner	9.6	1975-76
2. Miles Bridges	8.3	2016-17
3. Earvin Johnson	7.9	1977-78
4. Zach Randolph	6.7	2000-01
5. Nick Ward	6.5	2016-17

ASSISTS	NO.	YEAR
1. Earvin Johnson	222	1977-78
2. Cassius Winston	182	2016-17
3. Mateen Cleaves	146	1996-97
Scott Skiles	146	1982-83
5. Kalin Lucas	137	2007-08

STEALS	NO.	YEAR
1. Earvin Johnson	68	1977-78
2. Gary Harris	45	2012-13
3. Mark Montgomery	43	1988-89
4. Sam Vincent	41	1981-82
5. Travis Walton	36	2005-06

BLOCKED SHOTS	NO.	YEAR
1. Jaren Jackson Jr.	106	2017-18
2. Deyonta Davis	64	2015-16
3. Nick Ward	54	2016-17
4. Miles Bridges	43	2016-17
5. Delvon Roe	29	2008-09

MINUTES PLAYED	NO.	YEAR
1. Max Christie	1,078	2021-22
2. Scott Skiles	1,023	1982-83
3. Gary Harris	1,010	2012-13
Earvin Johnson	1,010	1977-78
5. Sam Vincent	965	1981-82

GAMES PLAYED	NO.	YEAR
1. Aaron Henry	39	2018-19
Marvin Clark Jr.	39	2014-15
Lourawls Nairn Jr.	39	2014-15
3. Delvon Roe	38	2008-09
Korie Lucious	38	2008-09
5. Gavin Schilling	37	2013-14
Draymond Green	37	2008-09
Jason Richardson	37	1999-2000
Adam Ballinger	37	1999-2000

TOP DEBUTS

POINTS	NO.	DATE
1. Jay Vincent	25	11/28/1977
2. Miles Bridges	21	11/11/2016
3. Marcus Taylor	16	11/19/2000
4. Charlie Bell	15	11/17/1997
Matt Steigenga	15	11/28/1988
6. Keith Appling	14	11/12/2010
7. Jaren Jackson Jr.	13	11/10/2017
Deyonta Davis	13	11/13/2015
Chris Allen	13	11/13/2007
Darryl Johnson	13	11/25/1983
Sam Vincent	13	11/27/1981

REBOUNDS	NO.	DATE
1. Derrick Nix	14	11/13/2009
2. Jaren Jackson Jr.	13	11/10/2017
3. Deyonta Davis	11	11/13/2015
4. Matt Steigenga	10	11/28/1988
Ben Tower	10	11/28/1980
6. Earvin Johnson	9	11/28/1977
7. Denzel Valentine	8	11/9/2012
8. Miles Bridges	7	11/11/2016
Branden Dawson	7	11/11/2011
Adreian Payne	7	11/12/2010
Charlie Bell	7	11/17/1997

ASSISTS	NO.	DATE
1. Mateen Cleaves	8	11/25/1996
Randy Morrison	8	11/28/1980
Earvin Johnson	8	11/28/1977
4. David Hart	7	12/1/1992
5. Kalin Lucas	6	11/13/2007
6. Marcus Taylor	5	11/19/2000
Terry Donnelly	5	11/29/1976
8. Lourawls Nairn Jr.	4	11/14/2014
Korie Lucious	4	11/16/2008
Drew Neitzel	4	11/19/2004
Steve Smith	4	11/27/1987
Mark Brown	4	11/23/1985

OPPONENT RECORDS

INDIVIDUAL

	RECORD	PLAYER	MSU-OPP	LOCATION	DATE
Points	56	Jimmy Rayl (Indiana)	94-113	Bloomington, Ind.	2/23/1963
	52	Terry Dischinger (Purdue)	74-85	West Lafayette, Ind.	2/25/1961
	48	Jerry Lucas (Ohio State)	68-83	East Lansing	2/11/1961
	48	Gary Bradds (Ohio State)	102-99	East Lansing	1/27/1964
Field Goals	23	Jimmy Rayl (Indiana)	94-113	Bloomington, Ind.	2/23/1963
Field-Goal Att.	48	Jimmy Rayl (Indiana)	94-113	Bloomington, Ind.	2/23/1963
Field-Goal Pct.	1.000 (11-11)	Derek Harper (Illinois)	61-69	Champaign, Ill.	2/19/1983
Free Throws	18	Gary Bradds (Ohio State)	102-99	East Lansing	1/27/1964
Free-Throw Att.	20	Gary Bradds (Ohio State)	102-99	East Lansing	1/27/1964
Free-Throw Pct.	1.000 (14-14)	Robin Freeman (Ohio State)	94-91	East Lansing	1/28/1956
	<i>(Five occasions of 13-13 shooting, three of 12-12, three of 11-11 and five of 10-10)</i>				
3-Point FG	8	Rashad Williams (Oakland)	109-91	East Lansing	12/23/2020
		Barry Bearden (Ala.-Birmingham)	76-78 OT	New York, N.Y.	3/29/1989
3-Point FG Att.	17	Rashad Williams (Oakland)	109-91	East Lansing	12/23/2020
		Brandon Cassise (Oakland)	75-71	East Lansing	11/24/2007
Rebounds	23	Don Kojis (Marquette)	74-69	Evanston, Ill.	3/13/1959

Big Ten Games

	RECORD	PLAYER	MSU-OPP	LOCATION	DATE
Points	56	Jimmy Rayl (Indiana)	94-113	Bloomington, Ind.	2/23/1963
Field Goals	23	Jimmy Rayl (Indiana)	94-113	Bloomington, Ind.	2/23/1963
Field-Goal Att.	48	Jimmy Rayl (Indiana)	94-113	Bloomington, Ind.	2/23/1963
Field-Goal Pct.	1.000 (11-11)	Derek Harper (Illinois)	61-69	Champaign, Ill.	2/19/1983
Free Throws	18	Gary Bradds (Ohio State)	102-99	East Lansing	1/27/1964
Free-Throw Att.	20	Gary Bradds (Ohio State)	102-99	East Lansing	1/27/1964
Free-Throw Pct.	1.000 (14-14)	Robin Freeman (Ohio State)	94-91	East Lansing	1/28/1956
	<i>(Four occasions of 13-13 shooting, one of 12-12, one of 11-11 and three of 10-10)</i>				
3-Point FG	7	Talor Battle (Penn State)	65-54	State College, Pa.	2/13/2010
	7	Craig Moore (Northwestern)	78-62	Evanston, Ill.	1/24/2008
	7	Dee Brown (Illinois)	50-60	Champaign, Ill.	1/5/2006
	7	Terrance Simmons (Minnesota)	94-83	Minneapolis, Minn.	2/10/2001
3-Point FG Att.	14	Craig Moore (Northwestern)	78-62	Evanston, Ill.	1/24/2008
	14	Cory Bradford (Illinois)	61-44	East Lansing	2/11/1999
	14	Pete Lisicky (Penn State)	69-58	State College, Pa.	1/15/1997
Rebounds	21	Jordan Murphy (Minnesota)	75-74 OT	Minneapolis, Minn.	12/27/2016
	21	Jerry Lucas (Ohio State)	68-83	East Lansing	2/11/1961

TEAM

	RECORD	TEAM	MSU-OPP	LOCATION	DATE
Points	121	Illinois	89-121	Champaign, Ill.	3/9/1965
Field Goals	50	Illinois	94-113	East Lansing	2/20/1965
	50	Indiana	55-107	East Lansing	1/4/1975
Field-Goal Att.	113	Wisconsin	106-90	East Lansing	1/6/1964
Field-Goal Pct.	.712 (42-59)	Indiana	58-95	Bloomington, Ind.	2/18/1988
Free Throws	42	Colorado	87-90	Kansas City, Mo.	12/28/1956
Free-Throw Att.	51	Penn State	76-85	State College, Pa.	2/2/2008
Free-Throw Pct.	1.000 (24-24)	Northwestern	58-66	Evanston, Ill.	1/27/1977
3-Point FG	18	Oakland	109-91	East Lansing	12/23/2020
3-Point FG Att.	38	Louisiana-Monroe	83-65	East Lansing	11/14/2007
Rebounds	79	Kansas State	82-104	Manhattan, Kan.	12/17/1960
Fouls	35	Purdue	56-47	East Lansing	1/26/1952
Victory Margin	52	Indiana	55-107	East Lansing	1/4/1975

Big Ten Games

	RECORD	TEAM	MSU-OPP	LOCATION	DATE
Points	121	Illinois	89-121	Champaign, Ill.	3/9/1965
Field Goals	50	Illinois	94-113	East Lansing	2/20/1965
	50	Indiana	55-107	East Lansing	1/4/1975
Field-Goal Att.	113	Wisconsin	106-90	East Lansing	1/6/1964
Field-Goal Pct.	.712 (42-59)	Indiana	58-95	Bloomington, Ind.	2/18/1988
Free Throws	37	Minnesota	80-93	East Lansing	1/5/1980
	37	Northwestern	98-93	East Lansing	1/10/1970
Free-Throw Att.	51	Penn State	76-85	State College, Pa.	2/2/2008
Free-Throw Pct.	1.000 (24-24)	Northwestern	58-66	Evanston, Ill.	1/27/1977
3-Point FG	17	Iowa	106-112 ot	Iowa City, Iowa	2/28/2023
3-Point FG Att.	36	Iowa	106-112 ot	Iowa City, Iowa	2/28/2023
Rebounds	77	Michigan	71-72	East Lansing	2/2/1963



BRESLIN CENTER RECORDS

TEAM

POINTS	121
by MSU vs. Morehead State, 12/1/1992 (MSU 121-53)	
by MSU vs. Alcorn State, 12/13/2008 (MSU 118-60).....	118
by MSU vs. Ball State, 12/29/1994 (MSU 117-95).....	117
by MSU vs. Cleveland St., 12/29/2017 (MSU 111-61).....	111
by MSU vs. Cleveland St., 12/24/1994 (MSU 111-68).....	111
by MSU vs. Michigan, 3/4/2000 (MSU 114-63).....	114
by MSU vs. Neb. Omaha, 12/4/2011 (MSU 110-68).....	110
by MSU vs. Oakland, 12/23/2020 (MSU 109-91).....	109
by MSU vs. Savannah State, 12/31/2017 (MSU 108-52).....	108
by MSU vs. Houston Baptist, 12/18/2017 (MSU 107-62).....	107
by MSU vs. East Tenn. St., 12/9/1993 (MSU 107-81).....	107
by MSU vs. FGCU, 11/11/2018 (MSU 106-82).....	106
by MSU vs. Green Bay, 11/23/2004 (MSU 104-46).....	104
by MSU vs. Florida A&M, 11/19/2004 (MSU 104-72).....	104
by MSU vs. Indiana, 3/2/2008 (MSU 103-74).....	103
by MSU vs. Long Beach State, 12/21/2017 (102-60).....	102
by MSU vs. Nicholls St., 11/27/2004 (MSU 102-52).....	102
by MSU vs. Eastern Michigan, 12/21/2019 (MSU 101-48).....	101
by MSU vs. Tenn. Tech, 11/18/2018 (MSU 101-33).....	101
by MSU vs. New Orleans, 12/28/2013 (MSU 101-48).....	101
by MSU vs. Nebraska, 12/4/1991 (MSU 101-78).....	101
FIELD GOALS	50
by MSU vs. Morehead State, 12/1/1992 (MSU 121-53)	
FIELD-GOAL ATTEMPTS	89 (33 MADE)
by Coppin St. vs. Weber St., 12/27/1996 (WSU 92-91 OT)	
FIELD-GOAL PERCENTAGE686 (35-51)
by MSU vs. Cincinnati, 12/21/1991 (MSU 90-89)	
FREE THROWS	33
by Purdue vs. MSU, 2/8/1997 (PU 77-62)	
FREE-THROW ATTEMPTS	46
by Purdue vs. MSU, 2/8/1997 (PU 77-62)	
FREE-THROW PERCENTAGE	1.000 (14-14)
by Wisconsin vs. MSU, 2/16/2012 (MSU 69-55)	
3-POINT FIELD GOALS	18
by Oakland vs. MSU, 12/23/2020 (MSU 109-91)	
3-POINT FIELD-GOAL ATTEMPTS	38
by Louisiana-Monroe vs. MSU, 11/14/2008 (MSU 83-65)	
3-POINT FIELD-GOAL PERCENTAGE875 (7-8)
by MSU vs. Minnesota, 2/6/1993 (MSU 75-63)	
REBOUNDS	66
by MSU vs. McNeese State, 11/8/2013 (MSU 98-56)	
FOULS	32
by Iowa vs. MSU, 2/18/2001 (MSU 94-70)	

INDIVIDUAL

POINTS	43
Shawn Respert (MSU) vs. Minn., 2/23/1994 (MSU 85-68)	
Alan Henderson (Ind.) vs. MSU, 3/9/1994 (MSU 94-78).....	41
Shawn Respert (MSU) vs. Ind., 3/9/1994 (MSU 94-78).....	40
Steve Smith (MSU) vs. CMU, 12/20/1990 (MSU 74-61).....	38
Rashad Anderson (Oakland) vs. MSU, 12/23/2020 (MSU 109-91).....	36
Steve Smith (MSU) vs. Mich., 3/1/1990 (MSU 78-70).....	36
Shawn Respert (MSU) vs. Ill., 2/15/1995 (MSU 68-58).....	35
Steve Smith (MSU) vs. Evansville, 12/18/1990 (MSU 81-76).....	35
Chris Hill (MSU) vs. Syracuse, 2/23/2003 (SU 76-75).....	34
Marcus Taylor (MSU) vs. Iowa, 3/2/2002 (MSU 93-79).....	34
Miles Bridges (MSU) vs. Houston Baptist, 12/18/2017 (MSU 107-62).....	33
Miles Bridges (MSU) vs. Purdue, 1/24/2017 (PUR 84-73).....	33
Shawn Respert (MSU) vs. Ball St., 12/29/1994 (MSU 117-95).....	33
Steve Smith (MSU) vs. Minn., 1/19/1991 (MSU 73-64).....	33
Kirk Manns (MSU) vs. Iowa, 1/13/1990 (MSU 87-80).....	33
Cassius Winston (MSU) vs. Mich., 1/5/2020 (MSU 87-69).....	32
Brandon Bowdry (EMU) vs. MSU, 11/12/2010 (MSU 96-66).....	32
Drew Neitzel (MSU) vs. Chicago St., 12/16/2006 (MSU 69-61).....	32
Paul Davis (MSU) vs. Indiana, 1/31/2004 (MSU 84-72).....	32
Shawn Respert (MSU) vs. Morehead St., 12/1/1992 (MSU 121-53).....	32
Calbert Cheaney (Ind.) vs. MSU, 2/25/1990 (MSU 72-66).....	32
FIELD GOALS	16
Shawn Respert (MSU) vs. Minn., 2/23/1994 (MSU 85-68)	
FIELD-GOAL ATTEMPTS	28
Rashad Anderson (Oakland) vs. MSU, 12/23/2020 (MSU 109-91)	
Brandon Bowdry (EMU) vs. MSU, 11/12/2010 (MSU 96-66)	
FIELD-GOAL PCT. (10 ATTEMPTS)	1.000 (10-10)
Nick Ward (MSU) vs. Iowa, 12/3/2018 (MSU 90-68)	
Alan Anderson (MSU) vs. Wis., 2/24/2005 (MSU 83-61)	
FREE THROWS	15
Keith Appling (MSU) vs. Minn., 1/11/2014 (MSU 87-75 ot)	
Steve Smith (MSU) vs. Minn., 1/19/1991 (MSU 73-64)	
FREE-THROW ATTEMPTS	16
Trayce Jackson-Davis (Indiana) vs. MSU, 2/20/2021 (MSU 78-71)	
Nick Ward (MSU) vs. FGCU, 11/11/2018 (MSU 106-82)	
FREE-THROW PERCENTAGE (10 ATTEMPTS)	1.000
Steve Smith (MSU) 15-15 vs. Minn., 1/15/1991 (MSU 73-64)	
Alan Anderson (MSU) 14-14 vs. Ohio St., 1/9/2003 (MSU 66-55)	
Shawn Respert (MSU) 13-13 vs. WSU, 12/30/1992 (MSU 77-61)	
Terry Mills (Mich.) 13-13 vs. MSU, 3/1/1990 (MSU 78-70)	
Keith Appling (MSU) 12-12 vs. Lehigh, 12/22/2011 (MSU 90-81)	
Devon Begley (N'western) 10-10 vs. MSU, 12/18/2016 (NU 81-73)	
Draymond Green (MSU) 10-10 vs. N'western, 1/15/2011 (MSU 71-67)	
3-POINT FIELD GOALS	10
Chris Hill (MSU) vs. Syracuse, 2/23/2003 (SU 76-75)	
3-POINT FIELD-GOAL ATTEMPTS	18
Chris Hill (MSU) vs. Syracuse, 2/23/2003 (SU 76-75)	
REBOUNDS	21
Miles Bridges (MSU) vs. Savannah State (12/31/2017) (MSU 108-52)	
ASSISTS	20
Malteen Cleaves (MSU) vs. Mich., 3/4/2000 (MSU 114-63)	

ALL-TIME SUMMARY

YEAR	G	OVERALL		BIG TEN		PLACE	COACH	CAPTAIN(S)
		W-L	PCT.	W-L	PCT.			
1898-99	2	0-2	.000				No established coach	No captain selected
1899-00	4	2-2	.500				Charles O. Bemies	No captain selected
1900-01	3	3-0	1.000				Charles O. Bemies	Charles Blanchard
1901-02	5	5-0	1.000				George E. Denman	James Cooper
1902-03	6	6-0	1.000				George E. Denman	Joseph Haftencamp
1903-04	8	5-3	.625				Chester L. Brewer	Edward Balbach
1904-05	8	5-3	.625				Chester L. Brewer	Foley Tuttle
1905-06	13	11-2	.846				Chester L. Brewer	No captain selected
1906-07	16	14-2	.875				Chester L. Brewer	Edward Krehl
1907-08	20	15-5	.750				Chester L. Brewer	Roy Vondette
1908-09	15	10-5	.667				Chester L. Brewer	Parnell McKerna
1909-10	15	10-5	.667				Chester L. Brewer	Claude Hannish
1910-11	14	5-9	.357				John F. Macklin	Fred Busch
1911-12	15	12-3	.800				John F. Macklin	Ralph Chamberlain
1912-13	13	8-5	.615				John F. Macklin	Robert Goss
1913-14	12	8-4	.667				John F. Macklin	George Gauthier
1914-15	16	7-9	.438				John F. Macklin	Oscar Miller
1915-16	16	8-8	.500				John F. Macklin	Lyman Frimodig
1916-17	16	11-5	.688				George E. Gauthier	Albert McClelland
1917-18	16	6-10	.375				George E. Gauthier	Byron Murray
1918-19	18	9-9	.500				George E. Gauthier	Lawrence Kurtz
1919-20	36	21-15	.583				George E. Gauthier	George Garrett
1920-21	21	13-8	.619				Lyman L. Frimodig	Walter Foster
1921-22	24	11-13	.458				Lyman L. Frimodig	Lloyd Heasley
1922-23	19	10-9	.526				Fred H. Walker	Clarence Fessenden
1923-24	20	10-10	.500				Fred H. Walker	Wesley Eva
1924-25	19	6-13	.316				John H. Kobs	Matt Nuttula
1925-26	18	5-13	.278				John H. Kobs	Paul Hackett
1926-27	18	7-11	.389				Benjamin F. VanAlstyne	Kenneth Drew
1927-28	15	11-4	.733				Benjamin F. VanAlstyne	Vern Dickeson
1928-29	16	11-5	.688				Benjamin F. VanAlstyne	Carl Felt
1929-30	16	12-4	.750				Benjamin F. VanAlstyne	James VanZylen
1930-31	17	16-1	.941				Benjamin F. VanAlstyne	Art Haga, Roger Grove, Edward Scott
1931-32	17	12-5	.706				Benjamin F. VanAlstyne	Dee Pineo
1932-33	17	10-7	.588				Benjamin F. VanAlstyne	Gerald McCaslin, Alton Kircher
1933-34	17	12-5	.705				Benjamin F. VanAlstyne	Wendall Patchett
1934-35	18	14-4	.778				Benjamin F. VanAlstyne	Robert Herrick, Milo Rouse, Arnold VanFaasen
1935-36	17	8-9	.471				Benjamin F. VanAlstyne	Daniel Reck
1936-37	17	5-12	.294				Benjamin F. VanAlstyne	Ron Garlock
1937-38	17	9-8	.529				Benjamin F. VanAlstyne	Howard Kraft
1938-39	17	9-8	.529				Benjamin F. VanAlstyne	Leo Callahan
1939-40	20	14-6	.700				Benjamin F. VanAlstyne	Max Dalrymple, Martin Hutt
1940-41	17	11-6	.647				Benjamin F. VanAlstyne	Robert Phillips
1941-42	21	15-6	.714				Benjamin F. VanAlstyne	Chester Aubuchon
1942-43	16	2-14	.125				Benjamin F. VanAlstyne	Carl Petroski
1943-44	No Schedule - World War II							
1944-45	16	9-7	.588				Benjamin F. VanAlstyne	Nickolas Hashu
1945-46	21	12-9	.571				Benjamin F. VanAlstyne	Oliver White
1946-47	21	11-10	.524				Benjamin F. VanAlstyne	Robin Roberts
1947-48	22	12-10	.545				Benjamin F. VanAlstyne	Robert Brannum
1948-49	21	9-12	.429				Benjamin F. VanAlstyne	Robert Geahan, Jack Wulf
1949-50	22	4-18	.182				Alton S. Kircher	Robert Robbins
1950-51	21	10-11	.476	5-9	.357	T-7th	Peter F. Newell	James Snodgrass
1951-52	22	13-9	.591	6-8	.428	T-5th	Peter F. Newell	Clarence (Sonny) Means
1952-53	22	13-9	.591	11-7	.611	T-3rd	Peter F. Newell	Erik Furseth
1953-54	22	9-13	.409	4-10	.286	8th	Peter F. Newell	Keith Stackhouse
1954-55	22	13-9	.591	8-6	.571	4th	Forrest A. Anderson	Al Ferrari
1955-56	22	13-9	.591	7-7	.500	5th	Forrest A. Anderson	Walter Godfrey
1956-57	26	16-10	.615	10-4	.714	T-1st	Forrest A. Anderson	George Ferguson
1957-58	22	16-6	.727	9-5	.643	3rd	Forrest A. Anderson	Jack Quiggle
1958-59	23	19-4	.826	12-2	.857	1st	Forrest A. Anderson	Robert Anderegg, Johnny Green
1959-60	21	10-11	.476	5-9	.357	8th	Forrest A. Anderson	Lance Olson, Horace Walker
1960-61	24	7-17	.292	3-11	.214	9th	Forrest A. Anderson	David Fahs
1961-62	22	8-14	.381	3-11	.214	T-9th	Forrest A. Anderson	Arthur Schwarm
1962-63	20	4-16	.200	3-11	.214	9th	Forrest A. Anderson	John Lamers

ALL-TIME SUMMARY

YEAR	G	OVERALL		BIG TEN		PLACE	COACH	CAPTAIN(S)
		W-L	PCT.	W-L	PCT.			
1963-64	24	14-10	.583	8-6	.571	T-4th	Forrest A. Anderson	George (Pete) Gent
1964-65	23	5-18	.217	1-13	.071	10th	Forrest A. Anderson	Marcus Sanders
1965-66	22	15-7	.682	10-4	.714	2nd	John E. Benington	William Curtis
1966-67	23	16-7	.696	10-4	.714	T-1st	John E. Benington	Matthew Aitch
1967-68	24	12-12	.500	6-8	.428	T-6th	John E. Benington	John Bailey
1968-69	23	11-12	.478	6-8	.428	T-5th	John E. Benington	Lee Lafayette
1969-70	24	9-15	.375	5-9	.357	T-6th	Gus G. Ganakas	James Gibbons, Lloyd Ward
1970-71	24	10-14	.417	4-10	.286	T-7th	Gus G. Ganakas	Rudy Benjamin
1971-72	24	13-11	.542	6-8	.428	T-5th	Gus G. Ganakas	Ronald Gutkowski, Pat Miller
1972-73	24	13-11	.542	6-8	.428	T-6th	Gus G. Ganakas	Bill Kilgore
1973-74	24	13-11	.542	8-6	.571	T-4th	Gus G. Ganakas	Michael Robinson
1974-75	26	17-9	.654	10-8	.555	5th	Gus G. Ganakas	Lindsay Hairston
1975-76	27	14-13	.518	10-8	.555	4th	Gus G. Ganakas	Terry Furlow
1976-77	27	12-15	.444	9-9	.500	5th	Jud Heathcote	Robert Chapman
1977-78	30	25-5	.833	15-3	.833	1st	Jud Heathcote	Robert Chapman, Greg Kelsner
1978-79	32	26-6	.813	13-5	.722	T-1st	Jud Heathcote	Earvin Johnson, Greg Kelsner
1979-80	27	12-15	.444	6-12	.333	9th	Jud Heathcote	Ron Charles, Terry Donnelly
1980-81	27	13-14	.481	7-11	.389	8th	Jud Heathcote	Mike Brkovich, Jay Vincent
1981-82	28	12-16	.429	7-11	.389	T-7th	Jud Heathcote	Kurt James, Kevin Smith
1982-83	30	17-13	.566	9-9	.500	T-6th	Jud Heathcote	Bill Cavood, Derek Perry
1983-84	28	16-12	.571	9-9	.500	T-5th	Jud Heathcote	Ben Tower, Kevin Willis
1984-85	29	19-10	.655	10-8	.555	T-5th	Jud Heathcote	Sam Vincent, Richard Mudd
1985-86	31	23-8	.742	12-6	.667	3rd	Jud Heathcote	Scott Skiles, Larry Polec
1986-87	28	11-17	.393	6-12	.333	7th	Jud Heathcote	Darryl Johnson, Barry Fordham
1987-88	28	10-18	.357	5-13	.278	8th	Jud Heathcote	Ed Wright, Carlton Valentine, George Papadakos
1988-89	33	18-15	.545	6-12	.333	T-8th	Jud Heathcote	Ken Redfield, Todd Wolfe
1989-90	34	28-6	.824	15-3	.833	1st	Jud Heathcote	Steve Smith, Ken Redfield
1990-91	30	19-11	.633	11-7	.611	T-3rd	Jud Heathcote	Steve Smith, Matt Steigenga
1991-92	30	22-8	.733	11-7	.611	T-3rd	Jud Heathcote	Mark Montgomery, Matt Steigenga
1992-93	28	15-13	.536	7-11	.389	T-8th	Jud Heathcote	Dwayne Stephens, Mike Peplowski
1993-94	32	20-12	.625	10-8	.555	T-4th	Jud Heathcote	Kris Veshinsky, Shawn Respert
1994-95	28	22-6	.785	14-4	.778	2nd	Jud Heathcote	Eric Snow, Shawn Respert
1995-96	32	16-16	.500	9-9	.500	7th	Tom Izzo	Quinton Brooks, Jamie Feick
1996-97	29	17-12	.586	9-9	.500	T-6th	Tom Izzo	Antonio Smith, Steve Polonowski
1997-98	30	22-8	.733	13-3	.813	T-1st	Tom Izzo	Antonio Smith, Mateen Cleaves
1998-99	38	33-5	.868	15-1	.937	1st	Tom Izzo	Antonio Smith, Mateen Cleaves, Jason Klein, Thomas Kelley
1999-2000	39	32-7	.821	13-3	.813	T-1st	Tom Izzo	Mateen Cleaves, A.J. Granger, Morris Peterson
2000-01	33	28-5	.848	13-3	.813	T-1st	Tom Izzo	Charlie Bell, Andre Hutson, David Thomas
2001-02	31	19-12	.613	10-6	.625	5th	Tom Izzo	Aloysius Anagnone, Adam Ballinger, Marcus Taylor
2002-03	35	22-13	.629	10-6	.625	T-3rd	Tom Izzo	Aloysius Anagnone, Adam Ballinger
2003-04	30	18-12	.600	12-4	.750	T-2nd	Tom Izzo	Alan Anderson, Jason Andreas, Kelvin Torbert
2004-05	33	26-7	.788	13-3	.813	2nd	Tom Izzo	Alan Anderson, Tim Bograkovs, Chris Hill, Kelvin Torbert
2005-06	34	22-12	.647	8-8	.500	t-6th	Tom Izzo	Maurice Ager, Shannon Brown, Paul Davis, Delco Rowley
2006-07	35	23-12	.657	8-8	.500	t-7th	Tom Izzo	Drew Neitzel, Travis Walton
2007-08	36	27-9	.750	12-6	.667	4th	Tom Izzo	Drew Neitzel, Travis Walton
2008-09	38	31-7	.816	15-3	.833	1st	Tom Izzo	Travis Walton, Kalin Lucas
2009-10	37	28-9	.757	14-4	.778	t-1st	Tom Izzo	Isaiah Dahlman, Draymond Green, Kalin Lucas, Raymar Morgan
2010-11	34	19-15	.559	9-9	.500	t-4th	Tom Izzo	Kalin Lucas, Draymond Green
2011-12	37	29-8	.784	13-5	.722	t-1st	Tom Izzo	Draymond Green, Austin Thornton
2012-13	36	27-9	.750	13-5	.722	t-2nd	Tom Izzo	Keith Appling, Russell Byrd, Derrick Nix
2013-14	38	29-9	.763	12-6	.667	t-2nd	Tom Izzo	No captain selected
2014-15	39	27-12	.692	12-6	.667	t-3rd	Tom Izzo	Branden Dawson, Travis Trice, Denzel Valentine
2015-16	35	29-6	.829	13-5	.722	2nd	Tom Izzo	Matt Costello, Lourawls Nairn Jr., Denzel Valentine
2016-17	35	20-15	.571	10-8	.556	t-5th	Tom Izzo	Eron Harris, Lourawls Nairn Jr.
2017-18	35	30-5	.857	16-2	.889	1st	Tom Izzo	Miles Bridges, Lourawls Nairn Jr.
2018-19	39	32-7	.821	16-4	.800	t-1st	Tom Izzo	Joshua Langford, Matt McQuaid, Cassius Winston
2019-20	31	22-9	.710	14-6	.700	t-1st	Tom Izzo	Xavier Tillman Sr., Cassius Winston
2020-21	28	15-13	.536	9-11	.450	t-8th	Tom Izzo	Aaron Henry, Joshua Langford, Foster Loyer
2021-22	36	23-13	.639	11-9	.550	t-7th	Tom Izzo	Gabe Brown, Malik Hall
2022-23	34	21-13	.618	11-8	.579	4th	Tom Izzo	No captain selected
Totals	2,952	1,811-1,141	.613	691-522	.570	17 - Big Ten Titles		

YEAR-BY-YEAR STATISTICS

YEAR	GP	FG-FGA	FG%	3FG-FGA	3FG%	FT-FTA	FTA%	REB./AVG.	AST.	TO	BLKS	STL	PTS./AVG.
1948-49	21	370-922	.401	---	---	263-465	.566	---	---	---	---	---	1004/47.8
1949-50	22	468-1558	.300	---	---	308-522	.590	---	---	---	---	---	1244/56.5
1950-51	21	377-1304	.289	---	---	278-451	.618	---	---	---	---	---	1032/49.1
1951-52	22	479-1451	.330	---	---	327-535	.611	---	---	---	---	---	1285/58.5
1952-53	22	471-1438	.321	---	---	270-417	.607	696/31.6	---	---	---	---	1359/61.6
1953-54	22	505-1531	.322	---	---	246-479	.666	---	---	---	---	---	1489/67.7
1954-55	22	613-1545	.397	---	---	268-525	.588	---	---	---	---	---	1751/79.0
1955-56	22	648-1711	.378	---	---	436-688	.633	1095/49.8	---	---	---	---	1732/78.7
1956-57	26	735-1930	.380	---	---	459-718	.639	1181/45.4	---	---	---	---	1929/74.1
1957-58	22	660-1625	.400	---	---	326-555	.587	1121/51.0	---	---	---	---	1646/74.8
1958-59	23	742-1852	.400	---	---	402-639	.629	1508/65.5	---	---	---	---	1886/82.0
1959-60	21	641-1626	.394	---	---	372-514	.723	1212/57.7	---	---	---	---	1654/78.7
1960-61	24	676-1812	.373	---	---	447-636	.702	1226/51.0	---	---	---	---	1799/74.9
1961-62	22	649-1725	.376	---	---	353-535	.659	1201/54.5	---	---	---	---	1651/75.0
1962-63	20	586-1490	.393	---	---	388-541	.717	1028/51.4	---	---	---	---	1560/78.0
1963-64	24	887-2093	.423	---	---	437-647	.675	1442/60.0	---	---	---	---	2211/92.1
1964-65	23	762-1770	.430	---	---	453-601	.753	1189/51.7	---	---	---	---	1977/85.9
1965-66	22	682-1616	.422	---	---	366-422	.701	1087/49.4	---	---	---	---	1730/78.6
1966-67	23	679-1704	.398	---	---	341-543	.628	1162/50.5	---	---	---	---	1699/73.8
1967-68	24	679-1685	.402	---	---	367-547	.670	1124/46.8	---	---	---	---	1725/71.8
1968-69	23	648-1559	.415	---	---	382-590	.647	1048/45.5	---	---	---	---	1678/72.9
1969-70	24	769-1711	.449	---	---	396-533	.743	961/40.0	---	---	---	---	1934/80.6
1970-71	24	716-1569	.456	---	---	395-600	.658	1082/45.1	---	---	---	---	1827/76.1
1971-72	24	746-1659	.449	---	---	353-577	.612	1070/44.6	---	---	---	---	1845/76.9
1972-73	24	831-1718	.483	---	---	302-437	.691	1045/43.5	---	---	---	---	1964/81.8
1973-74	24	807-1642	.491	---	---	294-441	.667	1017/42.4	---	---	---	---	1908/79.5
1974-75	26	860-1713	.502	---	---	384-530	.724	1063/40.9	---	---	---	---	2104/80.9
1975-76	27	822-1785	.460	---	---	443-576	.769	1117/41.4	371	---	---	---	2087/77.3
1976-77	27	774-1549	.499	---	---	385-572	.673	1059/39.2	391	---	---	---	1933/71.6
1977-78	30	908-1732	.524	---	---	485-689	.704	1175/39.3	474	---	---	---	2301/76.7
1978-79	32	932-1769	.527	---	---	559-775	.721	1186/37.1	505	---	---	---	2423/75.7
1979-80	27	760-1493	.509	---	---	359-519	.692	921/34.1	419	---	72	182	1881/69.7
1980-81	27	741-1456	.509	---	---	344-487	.706	802/29.7	364	---	47	152	1826/67.6
1981-82	28	684-1494	.458	---	---	278-420	.662	864/30.9	293	---	66	155	1646/58.8
1982-83	30	821-1660	.495	36-90	.400	404-571	.708	973/32.4	385	---	86	186	2082/69.4
1983-84	28	729-1511	.482	---	---	418-562	.744	921/32.9	323	---	92	173	1876/67.0
1984-85	29	837-1559	.537	---	---	420-583	.720	963/33.2	391	425	105	163	2094/72.2
1985-86	31	1043-1860	.561	---	---	490-613	.799	1016/32.8	523	381	50	167	2576/83.1
1986-87	28	813-1552	.524	72-173	.416	408-529	.771	868/31.0	408	389	60	152	2106/75.2
1987-88	28	767-1543	.497	69-164	.421	343-509	.674	928/33.1	412	494	57	191	1946/69.5
1988-89	33	923-1908	.483	155-370	.419	437-610	.716	1099/33.3	539	487	46	255	2438/73.9
1989-90	34	967-1884	.513	160-371	.431	498-724	.688	1297/38.2	576	532	82	171	2592/76.2
1990-91	30	818-1693	.483	127-330	.385	377-542	.696	1061/35.4	455	404	74	143	2140/71.3
1991-92	30	857-1675	.512	124-332	.374	381-551	.692	1046/34.9	534	490	75	189	2219/74.0
1992-93	28	806-1591	.507	116-311	.373	351-546	.643	1096/39.1	476	427	76	131	2079/74.3
1993-94	32	944-1875	.504	159-420	.379	379-567	.668	1176/36.8	514	508	88	213	2426/75.8
1994-95	28	829-1664	.498	158-387	.408	378-562	.673	1074/36.4	462	393	46	180	2194/78.4
1995-96	32	732-1710	.428	120-373	.322	402-603	.667	1204/37.6	402	517	73	156	1986/62.1
1996-97	29	753-1666	.452	140-437	.320	379-577	.657	1092/37.7	398	465	70	168	2025/69.8
1997-98	30	799-1779	.449	176-493	.357	428-639	.670	1197/39.9	446	461	117	229	2202/73.4
1998-99	38	1020-2156	.473	171-506	.338	515-703	.733	1383/36.4	575	538	100	298	2726/71.7
1999-00	39	1018-2148	.474	253-669	.378	600-816	.735	1521/39.0	602	569	105	256	2889/74.1
2000-01	33	957-1957	.489	146-453	.322	493-686	.719	1404/42.5	579	451	133	210	2553/77.4
2001-02	32	764-1654	.462	180-458	.393	442-573	.771	1163/37.5	438	461	93	155	2150/69.4
2002-03	35	812-1795	.452	179-477	.375	564-767	.735	1226/35.0	474	502	122	217	2367/67.6
2003-04	30	748-1519	.492	190-474	.401	452-586	.771	910/30.3	441	438	54	218	2138/71.3
2004-05	33	914-1875	.487	219-615	.356	543-699	.777	1198/36.3	565	451	87	258	2590/78.5
2005-06	34	896-1879	.477	204-540	.378	524-681	.769	1212/35.6	567	478	101	214	2520/74.1
2006-07	35	806-1718	.469	182-486	.374	482-671	.718	1217/34.8	560	521	162	180	2276/65.0
2007-08	36	949-1976	.480	179-483	.371	487-661	.737	1330/36.9	631	490	152	208	2564/71.2
2008-09	38	962-2135	.451	201-567	.354	612-877	.698	1482/39.0	611	532	107	248	2737/72.0
2009-10	37	974-2068	.471	187-543	.344	523-764	.685	1426/38.5	606	514	123	242	2658/71.8
2010-11	34	817-1894	.431	220-620	.355	484-691	.700	1256/36.9	509	454	167	219	2338/68.8
2011-12	37	960-2012	.477	200-555	.360	531-759	.700	1403/37.9	566	480	157	265	2651/71.6
2012-13	36	882-1921	.459	177-523	.338	507-710	.714	1361/37.8	474	489	140	289	2448/68.0
2013-14	38	1024-2159	.474	307-783	.392	515-728	.707	1400/36.8	637	440	174	259	2870/75.5
2014-15	39	1014-2181	.465	294-763	.385	451-714	.632	1458/37.4	646	441	176	203	2773/71.1
2015-16	35	1009-2078	.486	321-739	.434	454-623	.729	1454/41.5	719	416	177	156	2793/79.8
2016-17	35	905-1927	.470	273-732	.373	432-645	.670	1275/36.4	591	490	162	151	2515/71.9
2017-18	35	991-1996	.496	290-725	.400	535-716	.747	1439/41.1	670	459	251	143	2807/80.2
2018-19	39	1071-2230	.480	319-844	.378	564-749	.753	1580/40.5	715	493	205	201	3025/77.6
2019-20	30	845-1833	.461	239-687	.348	424-565	.750	1258/40.6	549	389	156	159	2353/75.9
2020-21	28	697-1635	.426	178-555	.321	372-512	.727	1048/37.4	444	364	132	125	1944/69.4
2021-22	36	939-2059	.456	262-694	.378	461-615	.750	1329/36.6	565	459	181	205	2601/72.2
2022-23	34	879-1944	.452	252-642	.393	401-528	.759	1213/35.7	497	370	101	161	2411/70.9

YEAR-BY-YEAR OPPONENT STATISTICS

YEAR	GP	FG-FGA	FG%	3FG-FGA	3FG%	FT-FTA	FTA%	REB./AVG.	AST.	TO	BLKS	STL.	PTS./AVG.
1949-50	22	565-1732	.326	---	---	329-559	.558	---	---	---	---	---	1459/66.3
1950-51	21	321-1034	.312	---	---	365-597	.612	---	---	---	---	---	1007/48.1
1951-52	22	418-1344	.311	---	---	377-581	.647	---	---	---	---	---	1213/56.0
1952-53	22	477-1298	.344	---	---	251-448	.642	619/28.1	---	---	---	---	1343/61.1
1953-54	22	481-1275	.372	---	---	267-498	.651	---	---	---	---	---	1460/66.3
1954-55	22	604-1659	.364	---	---	246-468	.655	---	---	---	---	---	1676/76.0
1955-56	22	618-1624	.380	---	---	464-693	.699	874/39.7	---	---	---	---	1700/77.2
1956-57	26	658-1776	.370	---	---	507-711	.711	991/38.1	---	---	---	---	1823/70.1
1957-58	22	570-1628	.343	---	---	315-481	.654	847/38.5	---	---	---	---	1455/66.1
1958-59	23	654-1724	.379	---	---	337-517	.651	1089/47.3	---	---	---	---	1645/71.5
1959-60	21	665-1589	.418	---	---	294-445	.660	990/47.1	---	---	---	---	1624/77.3
1960-61	24	766-1782	.424	---	---	422-630	.669	1323/55.1	---	---	---	---	1954/81.4
1961-62	22	629-1544	.407	---	---	417-607	.685	1162/52.8	---	---	---	---	1675/76.1
1962-63	20	639-1527	.418	---	---	390-544	.716	1071/53.5	---	---	---	---	1668/83.4
1963-64	24	850-1991	.421	---	---	455-678	.671	1337/55.7	---	---	---	---	2156/89.8
1964-65	23	882-1886	.467	---	---	406-580	.700	1145/49.7	---	---	---	---	2170/94.3
1965-66	22	585-1396	.420	---	---	404-569	.710	979/44.5	---	---	---	---	1575/71.5
1966-67	23	571-1396	.409	---	---	442-627	.704	1075/46.7	---	---	---	---	1584/68.8
1967-68	24	627-1472	.425	---	---	474-676	.701	1109/46.2	---	---	---	---	1728/72.0
1968-69	23	643-1464	.438	---	---	385-539	.714	1046/45.4	---	---	---	---	1671/72.6
1969-70	24	827-1650	.501	---	---	430-605	.710	1116/46.5	---	---	---	---	2084/86.8
1970-71	24	768-1721	.446	---	---	390-569	.685	1108/46.1	---	---	---	---	1926/80.2
1971-72	24	779-1704	.457	---	---	366-503	.727	1129/47.0	---	---	---	---	1924/80.2
1972-73	24	831-1823	.472	---	---	236-354	.666	1058/44.1	---	---	---	---	1956/81.5
1973-74	24	798-1724	.463	---	---	278-398	.698	1011/42.1	---	---	---	---	1874/78.1
1974-75	26	859-1867	.460	---	---	322-580	.671	1100/42.3	---	---	---	---	2040/78.5
1975-76	27	836-1750	.478	---	---	392-556	.705	1057/39.1	396	---	---	---	2064/76.4
1976-77	27	746-1688	.442	---	---	475-663	.716	1033/38.2	365	---	---	---	1967/72.8
1977-78	30	795-1758	.452	---	---	383-577	.664	1010/33.8	325	---	---	---	1973/65.8
1978-79	32	830-1912	.434	---	---	343-510	.673	1116/34.9	430	---	---	---	2003/62.6
1979-80	27	694-1498	.463	---	---	463-662	.699	974/36.1	373	---	71	161	1851/68.6
1980-81	27	717-1479	.485	---	---	448-612	.732	849/31.4	382	---	60	149	1882/69.9
1981-82	28	608-1358	.448	---	---	460-645	.713	842/30.1	326	---	74	142	1676/59.7
1982-83	30	763-1671	.457	30-73	.411	453-631	.718	907/30.2	421	---	72	192	2009/67.0
1983-84	28	684-1458	.469	---	---	474-686	.691	837/29.9	365	---	51	163	1842/65.8
1984-85	29	756-1705	.443	---	---	409-572	.715	862/29.7	406	344	59	181	1921/66.2
1985-86	31	915-1972	.464	---	---	380-511	.744	946/30.5	494	383	58	151	2210/71.3
1986-87	28	820-1662	.493	116-296	.392	399-535	.746	845/30.2	436	309	57	178	2155/77.0
1987-88	28	744-1544	.482	106-233	.455	470-663	.709	822/29.4	428	387	57	243	2064/73.7
1988-89	33	911-1867	.488	179-456	.393	407-597	.682	1013/30.7	488	481	57	203	1412/73.1
1989-90	34	858-2013	.426	184-515	.357	428-650	.659	1013/29.8	420	403	102	211	2328/68.5
1990-91	30	754-1721	.438	158-418	.378	401-593	.676	955/31.8	355	359	77	151	2067/68.9
1991-92	30	785-1791	.438	142-429	.331	358-517	.693	934/31.1	358	411	91	191	2070/69.0
1992-93	28	705-1748	.403	140-437	.320	358-537	.667	914/32.6	343	315	79	190	1903/63.1
1993-94	32	819-1938	.423	193-596	.324	436-608	.717	1011/31.6	409	426	101	238	2267/70.8
1994-95	28	720-1660	.434	177-520	.340	309-487	.635	887/31.7	362	406	76	155	1926/68.8
1995-96	32	746-1748	.427	186-579	.321	375-597	.628	978/30.6	379	407	101	233	2053/64.2
1996-97	29	679-1572	.432	129-420	.307	418-646	.647	920/31.7	350	419	72	192	1905/65.7
1997-98	30	669-1637	.409	142-471	.302	440-635	.693	931/31.0	339	464	94	210	1920/64.0
1998-99	38	800-1880	.426	172-539	.319	490-707	.693	1031/27.1	412	587	107	240	2262/59.5
1999-00	39	805-2045	.394	208-690	.301	481-704	.683	1063/27.3	432	536	99	219	2299/58.9
2000-01	33	716-1823	.393	204-620	.329	403-572	.705	895/27.1	421	433	92	194	2039/61.8
2001-02	32	684-1730	.395	205-689	.298	405-561	.722	919/29.6	390	345	105	223	1978/63.8
2002-03	35	712-1768	.452	197-594	.332	552-728	.717	1034/29.5	388	489	119	225	2143/62.2
2003-04	30	689-1510	.546	179-511	.350	468-678	.690	860/28.7	355	423	84	212	2025/62.2
2004-05	33	752-1755	.428	209-589	.365	446-666	.670	973/29.5	404	506	78	227	2159/65.4
2005-06	34	828-1904	.435	233-647	.360	445-633	.703	1036/30.5	469	449	102	212	2334/68.6
2006-07	35	671-1756	.384	211-647	.321	448-661	.678	972/27.8	388	442	119	220	2001/57.2
2007-08	36	793-1973	.402	228-734	.311	439-655	.670	1087/30.2	445	440	147	214	2253/62.6
2008-09	38	839-2018	.416	229-720	.318	513-737	.696	1128/29.7	440	515	131	229	2420/63.7
2009-10	37	829-2043	.406	248-755	.328	455-642	.709	1109/30.0	462	459	94	243	2361/63.8
2010-11	34	787-1861	.423	215-591	.364	474-716	.662	1119/32.9	404	411	112	217	2263/66.6
2011-12	37	751-1982	.379	214-715	.299	479-681	.703	1106/29.9	394	467	109	231	2195/59.3
2012-13	36	758-1943	.390	199-664	.300	414-621	.667	1089/30.3	390	447	123	267	2129/59.5
2013-14	38	817-2058	.397	252-760	.332	605-829	.730	1208/31.8	405	449	110	214	2491/65.6
2014-15	39	833-2104	.396	224-712	.315	592-820	.722	1247/32.0	409	418	110	217	2482/63.6
2015-16	35	774-2025	.382	204-658	.310	493-690	.714	1055/30.1	377	335	115	187	2245/64.1
2016-17	35	832-2029	.410	229-662	.346	511-704	.726	1152/32.9	446	380	105	211	2404/68.7
2017-18	35	774-2108	.367	252-748	.337	471-647	.728	1063/30.4	419	349	88	207	2271/64.9
2018-19	39	905-2378	.381	280-885	.316	444-654	.679	1236/31.7	470	398	117	243	2534/65.0
2019-20	30	709-1873	.379	203-707	.287	386-549	.703	1027/33.1	395	341	105	186	2007/64.7
2020-21	28	693-1626	.426	176-548	.321	429-599	.716	960/34.3	372	295	86	181	1991/71.1
2021-22	36	901-2138	.421	254-803	.316	429-606	.708	1179/32.8	463	373	121	228	2485/69.0
2020-21	34	879-1944	.452	252-642	.393	401-528	.759	1213/35.7	497	370	101	161	2411/70.9
2022-23	34	834-1967	.424	245-757	.324	396-550	.720	1110/32.6	447	335	117	193	2309/67.9



YEARLY ATTENDANCE

YEAR	HOME TOTAL	GAMES	AVG.	NATIONAL RANK
1945-46	50,122	10	5,102	
1946-47	81,821	12	6,818	
1947-48	88,750	10	8,875	
1948-49	82,323	13	6,332	
1949-50	71,416	13	5,493	
1950-51	79,779	13	6,648	
1951-52	79,867	12	6,655	
1952-53	71,624	12	5,968	
1953-54	71,833	11	6,530	
1954-55	80,063	11	7,278	
1955-56	74,277	10	7,427	
1956-57	81,313	10	8,131	
1957-58	101,932	10	10,193	
1958-59	103,504	11	9,409	
1959-60	86,051	9	9,561	
1960-61	65,450	9	7,272	
1961-62	84,569	11	7,688	
1962-63	68,800	9	7,644	
1963-64	95,780	11	8,707	
1964-65	64,475	10	6,447	
1965-66	97,557	11	8,868	
1966-67	97,450	11	8,859	
1967-68	73,501	11	6,681	
1968-69	81,380	10	8,138	
1969-70	94,097	10	9,409	
1970-71	70,840	11	6,440	
1971-72	75,954	10	7,596	
1972-73	73,733	10	7,373	
1973-74	84,859	12	7,071	
1974-75	67,252	12	5,604	
1975-76	63,158	12	5,263	
1976-77	70,912	12	5,065	
1977-78	128,518	13	9,886	
1978-79	120,048	12	10,004	
1979-80	109,440	11	9,949	
1980-81	115,811	13	8,909	
1981-82	132,310	14	9,461	
1982-83	134,371	16	8,398	
1984-85	115,092	13	8,853	
1985-86	123,637	16	7,727	
1986-87	124,805	13	9,600	
1987-88	122,052	15	8,137	

YEAR	HOME TOTAL	GAMES	AVG.	NATIONAL RANK
1983-84	136,056	14	9,718	
1988-89	143,554	15	9,570	
1989-90	237,720	16	14,858	14th
1990-91	209,066	14	14,933	12th
1991-92	217,957	15	14,530	15th
1992-93	207,423	14	14,816	14th
1993-94	205,264	15	13,684	17th
1994-95	221,127	15	14,742	14th
1995-96	199,659	15	13,311	20th
1996-97	222,858	17	13,109	23rd
1997-98	208,694	15	13,913	15th
1998-99	204,272	14	14,591	14th
1999-2000	205,226	14	14,659	14th
2000-01	236,144	16	14,759	15th
2001-02	250,903	17	14,759	14th
2002-03	236,144	16	14,759	15th
2003-04	206,626	14	14,759	14th
2004-05	221,385	15	14,759	10th
2005-06	206,626	14	14,759	14th
2006-07	280,421	19	14,759	15th
2007-08	250,903	17	14,759	17th
2008-09	206,626	14	14,759	15th
2009-10	250,903	17	14,759	13th
2010-11	221,955	15	14,797	15th
2011-12	266,346	18	14,797	15th
2012-13	258,138*	18	14,341	18th
2013-14	236,752	16	14,797	18th
2014-15	236,752	16	14,797	14th
2015-16	236,752	16	14,797	13th
2016-17	236,752	16	14,797	13th
2017-18	236,752	17	14,797	13th
2018-19	236,752	16	14,797	13th
2019-20	221,955	15	14,797	13th
2020-21	557 +	16	37.1	-
2021-22	221,955	15	14,797	13th
2022-23	207,158	14	14,797	13th

* - 17 games at Breslin Center; 1 game at Jenison Field House
+ Home games played at the Breslin Center since 1989-90
+ - 2020-21 home games were played with limited or no attendance due to the COVID-19 pandemic



Jenison Field House was the home of Spartan basketball from 1940-89.




MSU has ranked in the top 25 nationally in attendance since the Breslin Center opened in 1989-90.



ALL-TIME COACHING RECORDS

ALL-TIME HEAD COACHES




COACH	GAMES	W-L	PCT.
No Established Coach (1899)	2	0-2	.000
Charles O. Bemies (1900-1901)	7	5-2	.714
George E. Denman (1902-1903)	11	11-0	1.000
Chester L. Brewer (1904-1910)	95	70-25	.736
John F. Macklin (1911-1916)	86	48-38	.558
George M. Gauthier (1917-1920)	79	41-38	.519
Lyman L. Frimodig (1921-1922)	52	30-22	.577
Fred M. Walker (1922-1924)	39	20-19	.513
John H. Kobs (1924-1926)	37	11-26	.297
Benjamin F. VanAlstyne (1926-1949)	394	231-163	.586
Alton S. Kircher (1949-1950)	22	4-18	.182
Peter F. Newell (1950-1954)	87	45-42	.517
Forrest A. Anderson (1954-1965)	249	125-124	.502
John E. Benington (1965-1969)	92	54-38	.587
Gus Ganakas (1969-1976)	173	89-84	.514
Jud Heathcote (1976-1995)	560	340-220	.607
Tom Izzo (1995-present)	967	687-280	.710
All-Time (1899-2022)	2,952	1,811-1,141	.613



ALL-TIME ASSISTANTS

Alton Kircher – 1944-49
 J. Robert Stewart – 1949-50
 Chet Aubuchon – 1949-50
 John Benington – 1950-56
 Robert L. Stevens – 1954-59
 Clarence (Sonny) Means – 1956-59; '65-66
 Bruce Fossum – 1959-65
 Tom Rand – 1959-61; '62-63
 Lance Olson – 1961-62
 Dan Peterson – 1963-65
 Robert Nordmann – 1965-74
 Gus Ganakas – 1966-69
 Matthew Aitch – 1969-73
 Dick Versace – 1974-76
 Pat Miller – 1974-76
 Vernon Payne – 1974-77
 Don Monson – 1976-78
 Robert McGriff – 1977-78
 William Berry – 1977-79
 Fred Paulsen – 1978-80
 Dave Harshman – 1978-81
 Edgar Wilson – 1979-83
 John Holms – 1980-81
 William Norton – 1981-83
 Frank Rourke – 1981-83
 Mike Deane – 1982-86
 Tom Izzo – 1983-95
 Silas Taylor – 1983-84
 Herb Williams – 1984-90
 Derek Perry – 1984-85
 Jim Boylan – 1986-89
 Jim Boylen – 1989-92; 2005-07
 Stan Joplin – 1990-96
 Brian Gregory – 1992-96; 1999-2003
 Tom Crean – 1995-99
 Stan Heath – 1996-2001
 Mike Garland – 1996-2003; 2007-21
 Mark Montgomery – 2001-11, 2021-
 Dwayne Stephens – 2003-22
 Doug Wojcik – 2003-05, 2021-
 Dane Fife – 2011-21
 Thomas Kelley – 2022-

* Including varsity assistants, and freshman and JV head coaches since 1944.



Top Right: Jud Heathcote. Middle Left: Pete Newell. Middle Right: Gus Ganakas. Bottom Left: Forrest Anderson. Bottom Right: John Benington

YEAR-BY-YEAR RESULTS

Note: Home games in BOLD CAPS

Note 2: (#/#) indicates AP ranking of MSU and opponent

1899

(0-2 Overall) - No Coach

DATE	OPPONENT	MSU-OPP	W/L
2/27/99	OLIVET	6-7	L
3/13/99	Olivet	6-15	L

CHARLES BEMIES

1900-01 * 5-2 (.714)

The first established coach for MAC, Charles Bemies was the first athletic director in school history, while also coaching the football, baseball and track teams. Born in Northfield, Vt., on March 19, 1867, Bemies was an ordained Presbyterian minister when he came to East Lansing. Bemies led the Spartans for two seasons with an overall record of 5-2.



1900

(2-2 Overall)

DATE	OPPONENT	MSU-OPP	W/L
1/20/00	Olivet	5-6	L
2/3/00	OLIVET	6-8	L
3/3/00	Eastern Michigan	25-8	W
3/10/00	Governor's Guard	25-7	W

1901

(3-0 Overall)


DATE	OPPONENT	MSU-OPP	W/L
2/16/01	OLIVET	18-10	W
3/2/01	EASTERN MICHIGAN	21-6	W
3/16/01	Eastern Michigan	12-7	W

GEORGE DENMAN

1902-03 * 11-0 (1.000)

Michigan Agricultural College's second basketball coach was

George Denman. Denman is the only basketball coach to go undefeated during his tenure, posting an 11-0 mark during his two seasons. His team still holds the record for largest margin of victory with a 102-3 defeat of Alma College in 1902. He was also the head football coach for two seasons.



1902

(5-0 Overall)

DATE	OPPONENT	MSU-OPP	W/L
2/1/02	ALMA	102-3	W
2/15/02	Governor's Guard	19-0	W
3/1/02	HILLSDALE	58-20	W
3/9/02	Alma	29-3	W
3/15/02	Hillsdale	36-17	W

1903

(6-0 Overall)

DATE	OPPONENT	MSU-OPP	W/L
1/26/03	DETROIT YMCA	43-8	W
1/29/03	HILLSDALE	49-2	W
2/13/03	Eastern Michigan	23-7	W
2/18/03	Governor's Guard	19-7	W
3/7/03	EASTERN MICH.	49-5	W
3/14/03	GR. RAPIDS YMCA	42-7	W

CHESTER BREWER

1904-10 * 70-25 (.736)

This Owosso, Mich., native was MAC's first full-time athletic director and one of the Spartans' most successful coaches, leading the football, basketball and baseball squads to winning records. He holds the highest winning percentage of any Spartan basketball coach with at least four seasons at .736 (70-25). His team also defeated the University of Michigan in the schools' first meeting in 1909. The Chester L. Brewer award presented to an outstanding senior student-athlete continues to represent the Brewer legacy. Brewer passed away in 1953 at the age of 77.



1904

(5-3 Overall)

DATE	OPPONENT	MSU-OPP	W/L
1/9/04	CHICAGO WEST. YMCA	13-44	L
1/23/04	ALMA	52-7	W
2/6/04	Eastern Michigan	22-2	W
2/12/04	Grand Rapids YMCA	14-13	W
2/27/04	Alma	14-22	L
3/5/04	EASTERN MICHIGAN	62-10	W
3/12/04	GRAND RAPIDS YMCA	41-10	W
3/25/04	Detroit A.C.	8-33	L

1905

(5-3 Overall)

DATE	OPPONENT	MSU-OPP	W/L
1/14/05	SAGINAW YMCA	62-12	W
1/21/05	BAY CITY YMCA	47-20	W
1/28/05	Grand Rapids YMCA	22-38	L
1/31/05	Hope	30-44	L
2/4/05	JACKSON YMCA	47-12	W
2/10/05	Detroit A.C.	30-39	L
2/25/05	BATTLE CREEK YMCA	94-4	W
3/3/05	Bay City YMCA	30-14	W

1906

(11-2 Overall)

DATE	OPPONENT	MSU-OPP	W/L
1/18/06	ADRIAN	43-18	W
1/26/06	OWOSSO YMCA	76-12	W
2/2/06	Mich. Deaf School	47-16	W
2/3/06	CENTRAL MICHIGAN	37-12	W
2/10/06	Grand Rapids YMCA	25-20	W
2/12/06	ANN ARBOR YMCA	20-21	L
2/16/06	Central Michigan	21-18	W
2/23/06	Albion	44-11	W
2/24/06	Ann Arbor YMCA	25-29	L

3/2/06	OLIVET	46-10	W
3/3/06	ALBION	59-8	W
3/10/06	Adrian	21-20	W
3/16/06	ALMA	52-8	W

1907

(14-2 Overall)

DATE	OPPONENT	MSU-OPP	W/L
1/5/07	HOPE	50-30	W
1/12/07	ARMOUR INSTITUTE	51-24	W
1/18/07	Saginaw H.S.	35-17	W
1/19/07	Saginaw Bank Clerks	29-19	W
1/25/07	Jackson YMCA	43-30	W
1/26/07	CENTRAL MICHIGAN	42-18	W
1/28/07	Detroit YMCA	14-31	L
1/29/07	Eastern Michigan	50-25	W
2/2/07	OLIVET	41-24	W
2/7/07	ADRIAN	54-24	W
2/16/07	Hope	33-23	W
2/19/07	DETROIT YMCA	17-23	L
2/20/07	Adrian	41-20	W
2/22/07	Olivet	38-24	W
3/1/07	Central Michigan	33-22	W
3/2/07	EASTERN MICHIGAN	72-13	W

1908

(15-5 Overall)

DATE	OPPONENT	MSU-OPP	W/L
1/4/08	Central Michigan	46-8	W
1/8/08	OBERLIN	46-21	W
1/11/08	SAGINAW H.S.	67-23	W
1/17/08	ADRIAN	30-14	W
1/20/08	Detroit YMCA	20-33	L
1/25/08	GRAND RAPIDS YMCA	74-16	W
1/31/08	NOTRE DAME	33-20	W
2/1/08	NOTRE DAME	16-23	L
2/5/08	CENTRAL MICHIGAN	41-23	W
2/7/08	JACKSON YMCA	42-29	W
2/8/08	MIDLAND YMCA	40-8	W
2/14/08	DETROIT YMCA	27-29	L
2/17/08	HASKELL INDIANS	33-18	W
2/21/08	Jackson YMCA	37-35	W
2/22/08	Adrian	42-31	W
2/24/08	Battle Creek YMCA	28-14	W
2/25/08	Notre Dame *	20-39	L
2/26/08	DePaul	26-17	W
2/27/08	Armour Institute	26-29	L
2/28/08	South Haven Indep.	31-18	W

* 1st MAC basketball game played out of state

1909

(10-5 Overall)

DATE	OPPONENT	MSU-OPP	W/L
1/9/09	Michigan *	24-16	W
1/13/09	DEPAUL	76-7	W
1/18/09	DETROIT BURROUGHS	24-15	W
1/22/09	Wabash	24-39	L
1/23/09	Notre Dame	10-26	L
1/25/09	ADRIAN	53-13	W
2/8/09	NOTRE DAME	18-22	L
2/11/09	Detroit YMCA	18-25	L
2/18/09	BATTLE CREEK YMCA	32-25	W
2/20/09	MICHIGAN	45-23	W
2/21/09	ARMOUR INSTITUTE	53-7	W
2/22/09	Detroit Burroughs	20-19	W
3/2/09	ROCHESTER (NY) YMCA	30-18	W
3/3/09	ROCHESTER (NY) YMCA	24-36	L
3/11/09	DETROIT YMCA	33-28	W

* 1st basketball game with Univ. of Michigan

YEAR-BY-YEAR RESULTS

1910

(10-5 Overall)

DATE	OPPONENT	MSU-OPP	W/L
1/7/10	JACKSON YMCA	51-18	W
1/14/10	DETROIT SPALDINGS	20-18	W
1/25/10	Jackson YMCA	27-18	W
1/26/10	Purdue	9-35	L
1/27/10	Rose Poly	28-31	L
1/28/10	Wabash	21-23	L
1/29/10	Notre Dame	28-21	W
2/7/10	BAY CITY YMCA	84-12	W
2/11/10	Armour Institute	26-11	W
2/12/10	Lake Forest	14-13	W
2/19/10	NOTRE DAME	43-23	W
3/3/10	HOPE	40-21	W
3/5/10	Ohio State	13-31	L
3/7/10	DETROIT YMCA	27-24	W
3/11/10	Hope	30-38	L

JOHN
MACKLIN

1911-16 * 48-38 (.558)

John Macklin continued the winning tradition, compiling a 48-38 career record over six seasons as head coach for the Aggies. Macklin was an outstanding athlete at the University of Pennsylvania before coming to MAC to coach basketball and football. He was very successful at football, posting a 29-5 record as the head coach. Macklin passed away in 1949 at the age of 65.



1911

(5-9 Overall)

DATE	OPPONENT	MSU-OPP	W/L
1/9/11	DETROIT SPALDINGS	9-21	L
1/13/11	Wabash	15-25	L
1/14/11	Rose Poly	20-26	L
1/18/11	DETROIT SPALDINGS	25-18	W
1/20/11	ALMA	51-24	W
1/21/11	ARMOUR INSTITUTE	51-11	W
1/30/11	DETROIT YMCA	11-22	L
2/3/11	Armour Institute	21-36	L
2/4/11	Lake Forest	26-28	L
2/10/11	DETROIT A.C.	12-54	L
2/11/11	Ohio State	12-42	L
2/17/11	Hope	24-48	L
2/24/11	Alma	23-21	W
3/3/11	HOPE	36-24	W

1912

(12-3 Overall)

DATE	OPPONENT	MSU-OPP	W/L
1/6/12	CENTRAL MICHIGAN	72-10	W
1/12/12	Armour Institute	39-30	W
1/13/12	Northwestern Coll.	19-25	L
1/16/12	ALMA	53-14	W
1/18/12	Winona	37-21	W
1/19/12	Wabash	26-32	L
1/20/12	Rose Poly	33-31	W
1/23/12	Hope	40-41	L
1/27/12	ARMOUR INSTITUTE	51-18	W
2/2/12	ALBION	60-23	W
2/10/12	Winona College	67-4	W

2/16/12	Alma	37-15	W
2/21/12	HOPE	55-23	W
2/24/12	DETROIT YMCA	42-26	W
3/4/12	DETROIT YMCA	20-17	W

1913

(8-5 Overall)

DATE	OPPONENT	MSU-OPP	W/L
1/11/13	WINONA	75-14	W
1/21/13	DETROIT RAYLS	37-12	W
1/27/13	ALMA	48-24	W
1/29/13	Hope	33-26	W
2/6/13	NORTHWESTERN COLL.	21-23	L
2/11/13	DETROIT YMCA	22-23	L
2/13/13	NOTRE DAME	40-7	W
2/21/13	HOPE	58-25	W
2/26/13	St. John's (Toledo)	39-24	W
2/27/13	Buchtel	30-35	L
2/28/13	Denison	18-44	L
3/1/13	St. Mary's (Dayton)	26-28	L
3/8/13	DETROIT YMCA	39-9	W

1914

(8-4 Overall)

DATE	OPPONENT	MSU-OPP	W/L
1/16/14	TOLEDO BUCKEYES	40-24	W
1/22/14	Lake Forest	30-24	W
1/23/14	Northwestern Coll.	24-44	L
1/24/14	Notre Dame	18-27	L
1/30/14	DETROIT BURROUGHS	29-22	W
2/4/14	NOTRE DAME	45-22	W
2/14/14	DETROIT YMCA	27-29	L
2/19/14	WEST VA. WESLEYAN	38-21	W
2/25/14	St. John's (Toledo)	50-17	W
2/26/14	Toledo Buckeyes	26-25	W
2/27/14	Akron	45-30	W
3/3/14	DETROIT YMCA	22-27	L

1915

(7-9 Overall)

DATE	OPPONENT	MSU-OPP	W/L
1/9/15	TOLEDO BUCKEYES	23-33	L
1/13/15	HOPE	56-20	W
1/15/15	ILLINOIS A.C. (CHI.)	21-22	L
1/22/15	DETROIT YMCA	23-14	L
1/23/15	DEFIANCE	54-12	W
1/28/15	Toledo Buckeyes	27-31	L
1/29/15	Ohio Northern	45-16	W
1/30/15	Defiance	30-19	W
2/2/15	NOTRE DAME	14-13	W
2/6/15	NORTHWESTERN COLL.	17-28	L
2/11/15	Northwestern Coll.	22-41	L
2/12/15	Mercury A.C. (Chi.)	20-25	L
2/13/15	Notre Dame	19-24	L
2/18/15	WEST VA. WESLEYAN	31-43	L
2/24/15	Hope	46-28	W
3/2/15	DETROIT YMCA	9-21	L

1916

(8-8 Overall)

DATE	OPPONENT	MSU-OPP	W/L
1/12/16	WESTERN MICHIGAN	51-21	W
1/14/16	HOPE	14-20	L
1/15/16	ST. MARY'S (MICH.)	29-19	W
1/19/16	Notre Dame	18-19	L
1/20/16	Northwestern Coll.	17-29	L
1/22/16	Illinois A.C. (Chi.)	18-50	L
1/29/16	KALAMAZOO	34-27	W
2/2/16	NOTRE DAME	23-24	L

2/4/16	Hope	21-18	W
2/9/16	MUSKINGUM	39-21	W
2/12/16	DETROIT YMCA	27-23	W
2/17/16	TRI-STATE	30-13	W
2/19/16	TOLEDO BUCKEYES	23-32	L
2/24/16	Toledo Buckeyes	28-22	W
3/3/16	NORTHWESTERN COLL.	21-28	L
3/7/16	DETROIT YMCA	14-35	L

GEORGE
GAUTHIER

1917-20 * 41-38 (.519)



George Gauthier was the first alumnus to lead a Michigan State basketball squad. Gauthier played four years (1910-14) for the Aggies' basketball squad and was the team captain his senior year. He also was the starting quarterback for MAC's football team, leading them to 17 straight victories. Gauthier accepted the assistant athletic director position the year after he graduated which led to his duties as the head basketball coach, where he compiled a career record of 41-38 over four seasons. He also served as head football coach for one season. After 29 games in the 1919-20 season, Gauthier left MAC to serve as recreation director in Bay City, Mich. Gauthier would later go on to Ohio Wesleyan where he served as athletic director and head football coach for 34 years before retiring in 1955. He passed away in 1964 at the age of 74.

1917

(11-5 Overall)

DATE	OPPONENT	MSU-OPP	W/L
1/12/17	WEST VA. WESLEYAN	41-22	W
1/19/17	HOPE	34-20	W
1/20/17	ALMA	47-7	W
1/26/17	ILLINOIS A.C.	39-27	W
1/27/17	NOTRE DAME	31-25	W
2/1/17	BUFFALO	36-17	W
2/3/17	DETROIT YMCA	33-26	W
2/8/17	OHIO NORTHERN	53-9	W
2/10/17	WABASH	20-19	W
2/15/17	Illinois A.C.	23-43	L
2/16/17	Northwestern Coll.	16-26	L
2/17/17	Notre Dame	19-33	L
2/23/17	Hope	13-18	L
3/2/17	Northwestern Coll.	28-14	W
3/8/17	MARIETTA	30-20	W
3/10/17	DETROIT YMCA	15-30	L

1917-18

(6-10 Overall)

DATE	OPPONENT	MSU-OPP	W/L
12/28/17	DETROIT YMCA	13-31	L
12/29/17	Detroit	22-32	L
1/5/18	Grand Rapids YMCA	21-22	L
1/9/18	FT. CUSTER OFFICERS	16-27	L
1/11/18	Michigan	13-17	L
1/18/18	Hope	23-33	L
1/19/18	FT. CUSTER OFFICERS	24-20	W
1/25/18	St. John's (Toledo)	27-19	W
1/26/18	DETROIT YMCA	20-34	L
2/1/18	NOTRE DAME	27-12	W

YEAR-BY-YEAR RESULTS

2/7/18	Notre Dame	23-25	L
2/8/18	Northwestern Univ.	16-19	L
2/15/18	HOPE	35-10	W
2/23/18	OBERLIN	35-20	W
3/2/18	MICHIGAN	25-33	L
3/9/18	DETROIT YMCA	23-16	W

1919

(9-9 Overall)

DATE	OPPONENT	MSU-OPP	W/L
1/3/19	Holland YMCA	15-21	L
1/4/19	Grand Rapids YMCA	19-17	W
1/8/19	WESTERN MICHIGAN	19-18	W
1/10/19	Detroit Rayls	16-37	L
1/11/19	Oberlin	14-24	L
1/15/19	KALAMAZOO	42-20	W
1/17/19	Western Michigan	28-23	W
1/24/19	FT. CUSTER OFFICERS	31-13	W
1/30/19	Wabash	19-28	L
1/31/19	DePauw	18-17	W
2/1/19	NOTRE DAME	32-28	W
2/7/19	WABASH	37-26	W
2/8/19	Hope	18-21	L
2/12/19	DEPAUW	12-21	L
2/15/19	MICHIGAN	17-19	L
2/22/19	NOTRE DAME	16-17	L
2/28/19	Michigan	33-24	W
3/1/19	HOPE	20-26	L

1919-20

(21-15 Overall)

DATE	OPPONENT	MSU-OPP	W/L
12/19/19	Detroit A.C.	11-23	L
12/19/19	Ft. Custer Officers	53-3	W
12/20/19	DeVilbiss College	25-37	L
12/20/19	Muskegon YMCA	21-26	L
12/26/19	AC Spark Plug (Flint)	29-28	W
12/27/19	Holland YMCA	20-18	W
12/31/19	CHICAGO	25-32	L
1/2/20	OBERLIN	36-8	W
1/3/20	Detroit	29-30	L
1/7/20	CENTRAL MICHIGAN	29-15	W
1/9/20	Hope	16-21	L
1/10/20	Kalamazoo	39-21	W
1/16/20	INDIANA	19-20	L
1/21/20	KALAMAZOO	34-15	W
1/24/20	NOTRE DAME	23-20	W
1/28/20	CHICAGO YMCA COLL.	33-20	W
1/30/20	Michigan	23-13	W
2/6/20	WABASH	29-27	W
2/9/20	Notre Dame	23-30	L
2/11/20	Creighton	21-22	L
2/12/20	Creighton	18-15	W
2/13/20	Nebraska	28-43	L
2/14/20	Nebraska	20-29	L
2/18/20	DEPAUW	21-33	L
2/23/20	DePauw	18-31	L
2/24/20	Wabash	16-24	L
2/28/20	MICHIGAN	34-27	W
3/1/20	CREIGHTON	31-24	W
3/6/20	HOPE	34-23	W
3/20/20	Alpena Independent	22-11	W
3/21/20	Alger Co. Club	17-14	W
3/23/20	Northern Michigan	43-13	W
3/24/20	Ishpeming Amer. Leg.	24-37	L
3/25/20	Gwinns Club	66-12	W
3/26/20	Lk. Linden Amer. Leg.	60-24	W
3/27/20	Mich. Coll. of Mines	28-26	W

(Note: George Gauthier left after 29 games in 1919-20, posting a 15-14 record. Lyman Frimodig coached the final seven games of the season, going 6-1.)

LYMAN FRIMODIG

1921-22 * 30-22 (.577)

Lyman Frimodig was a successful athlete for the Aggies, becoming the only person in school history to earn 10 letters (football, baseball, basketball). A freshman coach under George Gauthier, Frimodig took over during the 1920 season when Gauthier left for another job. Frimodig arranged a seven-game trip to the Northern Peninsula, winning six games. He would also serve as head coach for the next two seasons. He remained active in the athletic department after his stint as basketball coach, serving Michigan State for 41 years as assistant athletic director and business manager. He was also known as the unofficial historian of Michigan State athletics, co-authoring *Spartan Saga: A History of Michigan State Athletics*. Frimodig died in 1972 at the age of 80.



1921

(13-8 Overall)

DATE	OPPONENT	MSU-OPP	W/L
1/8/21	CENTRAL MICHIGAN	26-21	W
1/11/21	KALAMAZOO	30-18	W
1/14/21	HOPE	31-17	W
1/15/21	WESTERN MICHIGAN	22-16	W
1/18/21	MOUNT UNION	40-26	W
1/21/21	DePauw	19-39	L
1/22/21	Notre Dame	23-36	L
1/25/21	Western Michigan	29-19	W
1/27/21	St. John's (Toledo)	20-21	L
1/28/21	Mount Union	30-28	W
1/29/21	Oberlin	21-23	L
2/1/21	NOTRE DAME	37-25	W
2/5/21	Michigan	24-37	L
2/7/21	DEPAUW	23-26	L
2/14/21	MICHIGAN TECH	26-18	W
2/19/21	OBERLIN	29-37	L
2/22/21	MICHIGAN	10-17	L
2/25/21	Hope	27-23	W
2/26/21	Grand Rapids J.C.	20-11	W
3/2/21	BETHANY (WV)	41-18	W
3/3/21	CREIGHTON	27-20	W

1921-22

(11-13 Overall)

DATE	OPPONENT	MSU-OPP	W/L
12/10/21	Wisconsin	13-27	L
12/29/21	CARNEGIE INSTITUTE	38-17	W
1/2/22	ALBION	33-13	W
1/3/22	DETROIT SCH. OF LAW	56-3	W
1/4/22	ALMA	43-17	W
1/6/22	Michigan	26-27	L
1/10/22	WESTERN MICHIGAN	28-20	W
1/14/22	EASTERN MICHIGAN	28-22	W
1/19/22	VALPARAISO	30-21	L
1/21/22	KALAMAZOO	28-39	L
1/25/22	CENTRAL MICHIGAN	27-21	W
1/28/22	Oberlin	25-26	L
1/29/22	Ohio Wesleyan	22-25	L
1/31/22	Notre Dame	22-31	L
2/3/22	Creighton	30-41	L

2/4/22	Creighton	21-25	L
2/6/22	Lombard	14-26	L
2/16/22	NOTRE DAME	30-24	W
2/17/22	MARQUETTE	19-26	L
2/22/22	MICHIGAN	17-19	L
2/24/22	OHIO WESLEYAN	17-29	L
2/27/22	CREIGHTON	28-34	L
3/3/22	HOPE	29-28	W
3/4/22	CHICAGO YMCA COLL.	25-21	W

FRED WALKER

1922-24 * 20-19 (.513)

Little is known about Fred Walker except that he continued the streak of basketball coaches with winning career records, compiling a two-year mark of 20-19.



1922-23

(10-9 Overall)

DATE	OPPONENT	MSU-OPP	W/L
12/9/22	NOTRE DAME	15-40	L
12/15/22	WESTERN MICHIGAN	8-17	L
12/22/22	VALPARAISO	17-21	L
12/30/22	CARNEGIE INSTITUTE	37-29	W
1/3/23	Michigan	11-33	L
1/6/23	ST. IGNATIUS (CLEV.)	18-27	L
1/11/23	VICTORIA	33-10	W
1/13/23	EASTERN MICHIGAN	19-17	W
1/20/23	MICHIGAN	13-29	L
1/27/23	CENTRAL MICHIGAN	28-13	W
1/30/23	CHICAGO YMCA COLL.	23-19	W
2/3/23	KALAMAZOO	22-24	L
2/9/23	LAKE FOREST	26-18	W
2/12/23	ARMOUR INSTITUTE	27-22	W
2/17/23	ALMA	27-21	W
2/21/23	ST. MARY'S	43-15	W
2/28/23	Notre Dame	22-21	W
3/2/23	St. Ignatius	17-38	L
3/3/23	Oberlin	16-23	L

1923-24

(10-10 Overall)

DATE	OPPONENT	MSU-OPP	W/L
12/15/23	ADRIAN	25-12	W
12/18/23	ST. MARY'S	31-26	W
12/22/23	Chicago	17-21	L
12/28/23	DETROIT COLL. OF LAW	25-14	W
1/3/24	HOPE	22-7	W
1/5/24	UP CANADALAW SCH.	33-26	W
1/7/24	CARLETON	12-27	L
1/11/24	Michigan	19-23	L
1/18/24	JOHN CARROLL	24-17	W
1/25/24	Notre Dame	18-35	L
1/28/24	Western Michigan	14-29	L
1/29/24	CENTRAL MICHIGAN	21-20	W
2/1/24	LOMBARD	12-13	L
2/6/24	MICHIGAN	20-31	L
2/12/24	WESTERN MICHIGAN	16-25	L
2/23/24	DETROIT	31-17	W
2/26/24	ST. VIATOR	25-27	L
2/29/24	NOTRE DAME	21-23	L
3/6/24	VALPARAISO	22-12	W
3/8/24	LAKE FOREST	29-19	W



YEAR-BY-YEAR RESULTS

JOHN
KOBBS

1924-26 * 11-26 (.297)

John Kobbs is well-known as a successful baseball coach for MSC, but he also coached the basketball and hockey squads during his 42-year tenure. The basketball coach for two seasons, he compiled a career record of 11-26. Before joining the Spartans, he was a star athlete at Hamline where he earned an astounding 13 varsity letters in four sports: football, baseball, basketball and track. The MSU baseball stadium was named in his honor in 1969. He passed away in 1968 at the age of 69.

BENJAMIN
VanALSTYNE1926-49
231-163 (.586)

Benjamin VanAlstyne holds many MSU coaching records, including longest tenure (22 years) and most winning seasons (17). He is third in career victories with 231. VanAlstyne was a graduate of Colgate, where he starred in football, baseball and basketball. He came to MSU in 1926 after five seasons at Ohio Wesleyan. VanAlstyne coached MSU's first All-American, Roger Grove, in 1930. Some of his greatest victories included a 27-26 victory over Michigan in 1930 at the dedication of Demonstration Hall, and a 66-50 upset over Kentucky in 1945 that was named "Coca-Cola Upset of the Week." His 47-45 loss to Kentucky in 1948 set the record for the largest crowd in Jenison Field House history. After he finished his coaching career at MSC, VanAlstyne continued as the MSC golf coach, where he was also very successful. He left MSU in 1961 and passed away in 1972 at the age of 72.



1924-25

(6-13 Overall)

DATE	OPPONENT	MSU-OPP	W/L
12/10/24	ADRIAN	42-16	W
12/13/24	MICHIGAN	10-26	L
12/20/24	Chicago	29-15	W
12/22/24	Northwestern	17-26	L
1/10/25	ST. MARY'S	13-21	L
1/13/25	ST. VIATOR	18-23	L
1/16/25	Notre Dame	14-37	L
1/23/25	WESTERN MICHIGAN	20-21	L
1/30/25	Earlham	24-23	W
1/31/25	Franklin	14-36	L
2/3/25	HOPE	19-20	L
2/11/25	DETROIT	23-22	W
2/20/25	FRANKLIN	16-28	L
2/22/25	Western Michigan	15-29	L
2/28/25	OBERLIN	29-27	W
3/3/25	NOTRE DAME	10-42	L
3/6/25	John Carroll	14-30	L
3/7/25	Oberlin	16-25	L
3/14/25	MAC ALUMNI	43-19	W

1925-26

(5-13 Overall)

DATE	OPPONENT	MSU-OPP	W/L
12/8/25	OLIVET	36-13	W
12/12/25	ADRIAN	30-14	W
12/19/25	Chicago	28-21	W
12/21/25	Northwestern	13-42	L
1/1/26	MERCER (GA.)	33-37	L
1/9/26	ST. VIATOR	30-27	W
1/16/26	Michigan	15-38	L
1/22/26	Notre Dame	14-33	L
1/26/26	Detroit	10-16	L
1/30/26	EASTERN MICHIGAN	23-35	L
2/2/26	DETROIT	22-29	L
2/6/26	Western Michigan	25-30	L
2/11/26	MARQUETTE	25-29	L
2/13/26	EARLHAM	21-26	L
2/16/26	NOTRE DAME	25-40	L
2/19/26	CARNEGIE INSTITUTE	27-22	W
2/26/26	WESTERN MICHIGAN	15-38	L
3/6/26	MSC ALUMNI	38-40	L

1926-27

(7-11 Overall)

DATE	OPPONENT	MSU-OPP	W/L
12/8/26	ADRIAN	33-29	W
12/11/26	Michigan	13-34	L
12/18/26	Chicago	24-33	L
12/20/26	Northwestern	22-34	L
1/8/27	MARQUETTE	35-32	W
1/12/27	ALBION	31-37	L
1/14/27	Butler	16-53	L
1/15/27	CONCORDIA	45-25	W
1/19/27	DETROIT	30-23	W
1/21/27	Lake Forest	39-30	W
1/22/27	Marquette	12-24	L
1/29/27	Notre Dame	15-36	L
1/31/27	BUTLER	23-29	L
2/9/27	HOPE	46-31	W
2/12/27	Detroit	27-30	L
2/18/27	PITTSBURGH	34-36	L
2/23/27	NOTRE DAME	22-34	L
2/25/27	MSC ALUMNI	36-24	W

1927-28

(11-4 Overall)

DATE	OPPONENT	MSU-OPP	W/L
12/7/27	ADRIAN	30-25	W
12/10/27	Michigan	23-43	L
1/3/28	OHIO NORTHERN	39-25	W
1/7/28	HILLSDALE	58-24	W
1/13/28	DETROIT	27-23	W
1/16/28	COE	35-25	W
1/20/28	Loyola (Chicago)	21-23	L
1/21/28	Marquette	18-21	L
1/28/28	Notre Dame	25-29	L
1/30/28	HOPE	36-21	W
2/3/28	NOTRE DAME	26-16	W
2/8/28	ALBION	52-20	W
2/11/28	KALAMAZOO	36-24	W
2/17/28	DETROIT	17-13	W
2/25/28	MARQUETTE	30-25	W

1928-29

(11-5 Overall)

DATE	OPPONENT	MSU-OPP	W/L
12/7/28	Michigan	31-24	W
12/14/28	HILLSDALE	47-15	W
1/2/29	PENN STATE	16-14	W
1/3/29	CORNELL	38-24	W
1/7/29	OHIO WESLEYAN	28-31	L
1/11/29	MARQUETTE	29-19	W
1/18/29	Detroit	27-13	W
1/23/29	Notre Dame	24-29	L
1/26/29	KALAMAZOO	30-22	W
2/1/29	Colgate	35-36	L
2/2/29	Syracuse	17-24	L
2/8/29	HOPE	51-18	W
2/15/29	DETROIT	40-15	W
2/22/29	NOTRE DAME	27-28	L
3/1/29	LAKE FOREST	49-16	W
3/4/29	Marquette	26-15	W

1929-30

(12-4 Overall)

DATE	OPPONENT	MSU-OPP	W/L
1/1/30	SYRACUSE	19-21	L
1/4/30	OHIO WESLEYAN	30-14	W
1/9/30	DETROIT	26-20	W
1/16/30	Bethany	27-36	L
1/17/30	Carnegie Institute	35-23	W
1/22/30	NOTRE DAME	28-21	W
1/25/30	Detroit	21-18	W
1/28/30	HOPE	55-16	W
1/31/30	MARQUETTE	24-17	W
2/7/30	KALAMAZOO	33-12	W
2/11/30	BETHANY	36-32	W
2/14/30	OBERLIN	24-10	W
2/15/30	MICHIGAN	27-26	W
2/18/30	Notre Dame	17-29	L
2/21/30	HILLSDALE	34-28	W
3/1/30	Marquette	14-21	L

1930-31

(16-1 Overall)

DATE	OPPONENT	MSU-OPP	W/L
12/5/30	CINCINNATI	22-8	W
12/13/30	Michigan	22-32	L
12/29/30	BRIGHTMAN	29-28	W
1/1/31	OHIO WESLEYAN	25-17	W
1/9/31	MARQUETTE	19-16	W
1/13/31	XAVIER (OHIO)	32-19	W
1/16/31	Colgate	41-31	W
1/17/31	Colgate	50-30	W
1/23/31	KALAMAZOO	46-10	W
1/27/31	CENTRAL STATE	31-18	W
1/30/31	Western Reserve	25-24	W
1/31/31	Oberlin	33-22	W
2/6/31	ALMA	42-20	W
2/10/31	DETROIT	34-16	W
2/14/31	LOYOLA (CHICAGO)	24-16	W
2/21/31	Detroit	16-11	W
2/28/31	Marquette	24-21	W

YEAR-BY-YEAR RESULTS

1931-32

(12-5 Overall)

DATE	OPPONENT	MSU-OPP	W/L
12/3/31	ALMA	39-12	W
12/12/31	Michigan	5-27	L
1/1/32	OHIO	29-15	W
1/2/32	CORNELL	29-26	W
1/8/32	WESTERN RESERVE	17-15	W
1/9/32	NOTRE DAME	25-28	L
1/15/32	XAVIER	22-20	W
1/19/32	DETROIT	22-13	W
1/29/32	COLGATE	30-21	W
1/30/32	COLGATE	29-28	W
2/6/32	KALAMAZOO	17-9	W
2/13/32	MICHIGAN	14-13	W
2/15/32	MARQUETTE	25-23	W
2/17/32	Detroit	35-34	W
2/20/32	Xavier	24-31	L
2/23/32	Notre Dame	20-28	L
2/25/32	Marquette	18-43	L

1932-33

(10-7 Overall)

DATE	OPPONENT	MSU-OPP	W/L
12/3/32	ALBION	31-29	W
12/10/32	Michigan	20-17	W
12/30/32	Wisconsin	16-26	L
1/3/33	SYRACUSE	23-16	W
1/9/33	NOTRE DAME	19-34	L
1/12/33	MARQUETTE	28-32	L
1/16/33	Buffalo	29-18	W
1/17/33	Colgate	40-26	W
1/21/33	OLIVET	35-13	W
1/27/33	XAVIER	19-16	W
1/28/33	MIEJI U. (JAPAN)	63-15	W
2/4/33	KALAMAZOO	29-12	W
2/11/33	MICHIGAN	16-28	L
2/15/33	DETROIT	30-28	W
2/18/33	Detroit	16-27	L
2/24/33	Notre Dame	25-30	L
2/25/33	Marquette	21-28	L

1933-34

(12-5 Overall)

DATE	OPPONENT	MSU-OPP	W/L
12/4/33	OLIVET	23-16	W
12/9/33	Michigan	26-25	W
1/2/34	MISSISSIPPI STATE	35-25	W
1/6/34	NOTRE DAME	33-34	L
1/12/34	Buffalo	37-30	W
1/13/34	Syracuse	21-27	L
1/18/34	MARQUETTE	24-26	L
1/22/34	EASTERN MICHIGAN	34-27	W
1/26/34	CENTRAL MICHIGAN	32-27	W
2/3/34	LOYOLA (CHICAGO)	36-15	W
2/5/34	Wisconsin	23-22	W
2/10/34	MICHIGAN	33-26	W
2/14/34	DETROIT	27-20	W
2/17/34	Detroit	28-22	W
2/21/34	Notre Dame	19-28	L
2/23/34	Marquette	16-40	L
2/24/34	Loyola (Chicago)	22-20	W

1934-35

(14-4 Overall)

DATE	OPPONENT	MSU-OPP	W/L
12/11/34	CENTRAL MICHIGAN	43-14	W
12/15/34	KALAMAZOO	30-25	W
12/15/34	Michigan	25-31	L
12/22/34	Northwestern	26-39	L
12/24/34	Loyola (Chicago)	26-19	W
12/27/34	STANFORD	25-18	W
12/31/34	Wisconsin	21-23	L
1/4/35	WAYNE STATE	31-17	W
1/8/35	EASTERN MICHIGAN	35-14	W
1/12/35	Western Reserve	34-33	W
1/17/35	MARQUETTE	30-29	W
1/21/35	HILLSDALE	45-24	W
1/24/35	Eastern Michigan	53-28	W
1/26/35	Wayne State	37-20	W
2/4/35	WESTERN RESERVE	36-17	W
2/9/35	MICHIGAN	30-28	W
2/13/35	KENTUCKY	32-26	W
2/18/35	Marquette	17-20	L

1935-36

(8-9 Overall)

DATE	OPPONENT	MSU-OPP	W/L
12/2/35	ALBION	36-28	W
12/6/35	Wisconsin	21-26	L
12/14/35	Michigan	24-35	L
12/21/35	Northwestern	25-29	L
12/30/35	WEST VIRGINIA	25-24	W
1/1/36	Syracuse	34-38	L
1/3/36	Temple	24-47	L
1/8/36	KALAMAZOO	32-14	W
1/10/36	LOYOLA (CHICAGO)	32-20	W
1/17/36	MARQUETTE	20-21	L
1/18/36	MARQUETTE	35-31	W
1/21/36	Kentucky	19-27	L
1/25/36	Eastern Michigan	37-24	W
1/29/36	EASTERN MICHIGAN	18-15	W
2/1/36	BUTLER	21-24	L
2/15/36	MICHIGAN	23-41	L
2/22/36	Marquette	29-28	W

1936-37

(5-12 Overall)

DATE	OPPONENT	MSU-OPP	W/L
12/9/36	ALBION	32-22	W
12/12/36	Michigan	21-34	L
1/2/37	Kentucky	21-28	L
1/6/37	KALAMAZOO	39-18	W
1/8/37	Case	34-38	L
1/9/37	Geneva	42-41	W
1/14/37	KENTUCKY	24-23	W
1/16/37	MARQUETTE	25-32	L
1/19/37	SYRACUSE	36-30	W
1/23/37	Northwestern	29-44	L
1/26/37	HAWAIIAN ALL-STARS	24-25	L
1/29/37	HOPE	21-25	L
2/6/37	Wisconsin	17-22	L
2/8/37	Butler	21-27	L
2/13/37	MICHIGAN	31-38	L
2/16/37	DEPAUL	21-23	L
2/20/37	Marquette	26-31	L

1937-38

(9-8 Overall)

DATE	OPPONENT	MSU-OPP	W/L
12/9/37	HOPE	51-27	W
12/11/37	Michigan	40-43	L
12/22/37	IOWA	52-37	W
12/30/37	MISSOURI	43-33	W
1/1/38	CASE	48-34	W
1/5/38	CALIFORNIA	29-31	L
1/8/38	KENTUCKY	43-38	W
1/11/38	HAWAIIAN ALL-STARS	55-31	W
1/14/38	Buffalo	65-35	W
1/15/38	Syracuse	46-59	L
1/22/38	MARQUETTE	24-41	L
1/28/38	BUTLER	21-15	W
2/5/38	Wisconsin	27-30	L
2/7/38	Kentucky	27-44	L
2/12/38	MICHIGAN	41-35	W
2/19/38	Marquette	26-40	L
2/21/38	Notre Dame	32-48	L

1938-39

(9-8 Overall)

DATE	OPPONENT	MSU-OPP	W/L
12/7/38	KALAMAZOO	36-26	W
12/10/38	Michigan	34-41	L
12/17/38	OBERLIN	58-23	W
12/28/38	PENN STATE	35-21	W
12/31/38	INDIANA	33-37	L
1/2/39	Loyola (Chicago)	44-46	L
1/7/39	CENTRAL MICHIGAN	29-24	W
1/14/39	WESTERN RESERVE	36-21	W
1/21/39	Butler	33-34	L
1/23/39	Tennessee	35-31	W
1/28/39	BUTLER	39-29	W
2/4/39	Wisconsin	37-39	L
2/11/39	MICHIGAN	25-30	L
2/13/39	MARQUETTE	35-29	W
2/15/39	TEMPLE	29-25	W
2/20/39	Marquette	36-38	L
2/24/39	WAYNE STATE	33-40	L

1939-40

(14-6 Overall)

DATE	OPPONENT	MSU-OPP	W/L
12/4/39	KALAMAZOO	42-22	W
12/9/39	Michigan	27-33	L
12/16/39	WASHINGTON STATE	52-44	W
12/18/39	Creighton	32-30	W
12/19/39	Creighton	38-21	W
12/22/39	California	37-41	L
12/27/39	Oregon State	33-38	L
12/28/39	Oregon State	36-26	W
1/1/40	Loyola (Chicago)	30-22	W
1/6/40	*TENNESSEE	29-20	W
1/8/40	SYRACUSE	31-29	W
1/15/40	MARQUETTE	48-19	W
1/20/40	MICHIGAN	27-32	L
1/26/40	Long Island	25-34	L
1/27/40	Temple	40-42	L
1/29/40	Baltimore	39-28	W
2/3/40	WISCONSIN	48-41	W
2/14/40	WAYNE STATE	46-29	W
2/24/40	Marquette	21-17	W
3/1/40	TEMPLE	44-28	W

* First game played at Jenison Field House

YEAR-BY-YEAR RESULTS



1940-41

(11-6 Overall)

DATE	OPPONENT	MSU-OPP	W/L
12/2/40	KALAMAZOO	48-29	W
12/7/40	Michigan	14-42	L
12/21/40	OHIO STATE	46-38	W
12/23/40	IOWA	34-40	L
12/30/40	CREIGHTON	29-37	L
12/31/40	CREIGHTON	34-29	W
1/4/41	Long Island	31-26	W
1/6/41	Temple	37-35	W
1/10/41	MARQUETTE	25-18	W
1/13/41	TEMPLE	23-22	W
1/18/41	WEST VIRGINIA	44-35	W
1/25/41	Notre Dame	39-46	L
2/8/41	WEST VIRGINIA	31-40	L
2/12/41	MICHIGAN	35-32	W
2/19/41	LONG ISLAND	23-24	L
2/22/41	Marquette	37-36	W
3/1/41	NOTRE DAME	44-35	W

1941-42

(15-6 Overall)

DATE	OPPONENT	MSU-OPP	W/L
12/2/41	FT. CUSTER OFFICERS	50-29	W
12/8/41	CENTRAL MICHIGAN	29-23	W
12/13/41	Michigan	20-37	L
12/20/41	SOUTH CAROLINA	41-29	W
12/24/41	HARVARD	39-28	W
12/27/41	Syracuse	33-31	W
12/29/41	Rochester	27-28	L
1/2/42	WASHINGTON	42-45	L
1/6/42	GREAT LAKES N.T.S.	33-31	W
1/10/42	WESTERN RESERVE	51-22	W
1/16/42	MARQUETTE	51-40	W
1/22/42	CINCINNATI	37-30	W
1/24/42	NOTRE DAME	49-52	L
1/26/42	BUTLER	40-39	W
1/31/42	Detroit	32-28	W
2/6/42	Cincinnati	36-30	W
2/7/42	Butler	36-38	L
2/11/42	MICHIGAN	57-34	W
2/16/42	DETROIT	37-39	L
2/21/42	Marquette	47-45	W
2/28/42	NOTRE DAME	46-43	W

1942-43

(2-14 Overall)

DATE	OPPONENT	MSU-OPP	W/L
12/7/42	Michigan	31-36	L
12/29/42	OREGON STATE	29-33	L
1/1/43	HARVARD	28-31	L
1/4/43	MICHIGAN	26-29	L
1/9/43	Great Lakes N.T.S.	34-38	L
1/11/43	Marquette	32-41	L
1/13/43	Minnesota	32-46	L
1/19/43	DEARBORN N.T.S.	55-24	W
1/23/43	DePaul	37-45	L
1/29/43	CAMP GRANT	31-39	L
2/4/43	ROMULUS A.A.B.	69-27	W
2/6/43	Notre Dame	34-45	L
2/11/43	GREAT LAKES N.T.S.	39-56	L
2/15/43	MARQUETTE	36-47	L
2/20/43	Camp Grant	31-43	L
2/27/43	NOTRE DAME	42-45	L

1942-43 Roster

#	Name (Ht., Pos.)	PPG*
3	Daniel Pjesky (5-11, G)	
4	Fred Stone (6-6, C)	
5	Carl Petroski (6-0, C)	
6	Oliver White (6-1, F)	
7	William Krall (6-7, C)	
8	Roy Deihl (5-9, F)	
9	Nicholas Hashu (6-0, G)	
10	Albert Peppler (5-11, C)	
11	Floyd May (6-0, F)	
12	Jack Gale (5-10, F/G)	
14	Billy Jo Hanson (6-0, G)	
15	Roy Crissey (6-1, F)	
16	John Cawood (6-3, F)	
17	Dave Phillips (5-11, G)	
18	Eugene Strang (6-1, G)	
19	James Jacobs (6-0, F)	
20	James Fry (G/F)	
21	Richard Holloway (5-10, G)	
22	Alvin Schmidt (6-0, G)	
24	Chet Aubuchon (5-9, G)	
25	Clayton Kowalk (5-11, F/G)	
26	George Weber (5-11, F)	

* Stats not available

1943-44

Season suspended because of World War II

1944-45

(9-7 Overall)

DATE	OPPONENT	MSU-OPP	W/L
12/2/44	DRAKE	44-36	W
12/9/44	Ohio State	31-58	L
12/28/44	OHIO STATE	31-67	L
12/30/44	Iowa	29-66	L
1/6/45	CINCINNATI	37-39	L
1/8/45	Albion	72-36	W
1/12/45	Cincinnati	50-54	L
1/13/45	Kentucky	35-66	L
1/18/45	Eastern Michigan	75-31	W
1/20/45	WAYNE STATE	47-38	W
1/22/45	ALBION	58-38	W
1/27/45	*Temple	47-64	L
2/5/45	KENTUCKY	66-50	W
2/14/45	DETROIT	53-29	W
2/19/45	KALAMAZOO	81-26	W
2/24/45	Detroit	62-38	W

* at Buffalo, N.Y.

1944-45 Roster

#	Name (Ht., Year, Pos.)	PPG
3	Joe Beyer (5-10, Fr., G)	5.4
4	Charles Frankel (6-3, Fr., C)	4.0
5	Richard Young (6-1, Fr., F)	0.8
6	Sam Fortino (6-2, Jr., F)	11.9
7	Jack Breslin (6-0, Jr., G)	2.4
8	Paul Bauman (5-10, Fr., F/G)	3.1
9	Nicholas Hashu (6-1, Jr., G)	4.5
10	Robert O'Leary (6-0, Fr., F)	1.5
11	Jacob Miliken (5-11, Fr., F)	--
12	Earl Morrison (5-8, Fr., G)	--
14	LeRoy Gunderson (6-3, So., C)	1.0
15	James Currier (6-2, Fr., C)	1.0
16	John Burdick (6-1, Fr., F)	0.5
17	Richard Massuch (6-1, Fr., G)	0.0
18	Richard Johnson (5-7, Fr., G)	--
19	David Schmidt (6-2, So., F/C)	--
20	James Pruett (5-11, So., G)	--
21	William Rapchak (6-1, Fr., F/C)	11.8
22	William Krall (6-7, Jr., C)	3.7

1945-46

(12-9 Overall)

DATE	OPPONENT	MSU-OPP	W/L
12/1/45	Michigan	39-47	L
12/5/45	GREAT LAKES N.T.S.	49-53	L
12/24/45	MINNESOTA	50-48	W
12/27/45	Ohio State	42-62	L
1/2/46	SYRACUSE	76-48	W
1/5/46	CINCINNATI	69-38	W
1/7/46	MICHIGAN	49-36	W
1/12/46	KENTUCKY	44-55	L
1/15/46	Wayne State	43-37	W
1/18/46	DePaul	52-58	L
1/23/46	DETROIT	40-38	W
1/31/46	Notre Dame	57-62	L
2/2/46	Kentucky	51-59	L
2/4/46	Cincinnati	69-39	W
2/7/46	WAYNE STATE	46-45	W
2/9/46	DETROIT	58-46	W
2/11/46	Great Lakes N.T.S.	58-59	L
2/16/46	OHIO STATE	64-41	W
2/20/46	NOTRE DAME	54-56	L
2/23/46	Wisconsin	59-48	W
3/1/46	WISCONSIN	56-52	W

1945-46 Roster

#	Name (Ht., Year, Pos.)	PPG*
3	Joe Beyer (5-10, So., G)	
5	Dudley Jones (6-1, Jr., G/F)	
6	Sam Fortino (6-2, Sr., F)	
7	John Granack (5-11, Fr., F)	
8	Oliver White (6-0, Sr., G/F)	
9	Keith Krause (6-0, So., F)	
10	Albert Peppler (5-11, Jr., G)	
11	Dan Pjesky (5-11, Jr., G)	
12	Joe Krakora (6-1, Fr., G)	
14	Warren Huey (6-0, Fr., F)	
15	Don Waldron (5-11, Fr., G)	
16	Donald Joyce (6-1, Jr., G)	
17	Robin Roberts (6-0, Fr., F)	
18	Roy Schwachow (6-3, Fr., C)	
19	George Francke (6-4, Fr., C)	
20	Matthew Mazza (6-2, Fr., C)	
21	John Cawood (6-4, Fr., C)	
22	Bill Krall (6-8, Sr., C)	

* Stats not available

1946-47

(11-10 Overall)

DATE	OPPONENT	MSU-OPP	W/L
12/7/46	Michigan	29-51	L
12/20/46	STANFORD	57-45	W
12/28/46	Wayne State	52-25	W
12/31/46	Syracuse	61-57 ot	W
1/2/47	ARIZONA	43-45	L
1/4/47	GEORGIA TECH	62-52	W
1/6/47	MARQUETTE	53-51	W
1/11/47	Detroit	52-44	W
1/14/47	NOTRE DAME	56-74	L
1/18/47	Minnesota	59-73	L
1/20/47	WISCONSIN	48-58	L
1/25/47	DePaul	45-52	L
1/27/47	Kentucky	36-86	L
2/1/47	WAYNE STATE	49-36	W
2/3/47	Marquette	56-55	W
2/8/47	Notre Dame	54-70	L
2/11/47	VIRGINIA	51-46	W
2/15/47	OHIO STATE	46-58	L
2/19/47	DETROIT	55-48	W
2/22/47	BOSTON COLLEGE	70-49	W
3/1/47	MICHIGAN	47-59	L

YEAR-BY-YEAR RESULTS

1946-47 Roster

#	Name (Ht., Year, Pos.)	PPG
3	Robert Carpenter (5-11, So., F)	0.5
4	Robert Stevens (5-11, So., F)	3.0
5	Hugh Dawson (5-11, Fr., G)	1.2
6	Clayton Kowalk (5-11, Jr., G)	1.3
7	Albert Peppier (5-11, Jr., G)	2.2
8	Oliver White (6-0, Sr., G/F)	8.4
9	Robert Robbins (6-2, Fr., F)	3.5
10	John Granack (5-11, So., F)	0.6
11	Robin Roberts (6-0, So., F)	9.0
12	John Cawood (6-4, So. C)	6.4
14	Joe Barta (6-0, Fr., G)	0.0
15	Don Waldron (5-11, So. G)	5.1
16	Lynn Chandnois (6-2, Fr., F)	1.4
18	Robert Geahan (6-1, So., F)	11.2
19	Jack Wulf (6-8, So., F)	2.4
20	Matthew Mazza (6-2, So., G)	1.6
21	David Lumsden (6-5, Jr., C)	3.8
22	Fred Stone (6-6, Sr., C)	2.0
W. Bevis Fraser (6-2, So., G)		0.0
Richard Olson (6-1, So., C)		0.0
Harold DeVoll (6-4, So., C)		0.0

1947-48

(12-10 Overall)				
DATE	OPPONENT	MSU-OPP	W/L	
12/18/47	MICHIGAN	43-38	W	
12/20/47	Purdue	48-50	L	
12/23/47	INDIANA	64-60	W	
12/27/47	Wayne State	57-55	W	
12/29/47	HARVARD	53-47	ot W	
1/3/48	Wash. (St. Louis)	46-45	W	
1/5/48	Missouri	44-46	L	
1/10/48	KENTUCKY	45-47	L	
1/13/48	MARQUETTE	57-54	W	
1/17/48	Western Reserve	65-57	W	
1/20/48	Detroit	52-34	W	
1/24/48	DePaul	42-52	L	
1/26/48	DETROIT	66-31	W	
1/31/48	Minnesota	63-69	L	
2/3/48	DEPAUL	49-63	L	
2/9/48	Wisconsin	39-51	L	
2/14/48	Marquette	53-48	W	
2/17/48	NOTRE DAME	44-51	L	
2/21/48	OHIO STATE	50-72	L	
2/24/48	Notre Dame	54-50	W	
2/28/48	WAYNE STATE	63-49	W	
3/6/48	Michigan	28-69	L	

1947-48 Roster

#	Name (Ht., Year, Pos.)	PPG
3	Robert Geahan (6-1, Jr., F)	7.5
4	Matthew Mazza (6-2, Jr., G)	--
5	Hugh Dawson (5-11, So., G)	3.9
6	Don Waldron (5-11, Jr., G)	4.5
7	Robert Brannum (6-5, Jr., C)	15.6
8	Jack Wulf (6-8, So., C)	2.8
9	Robert Robbins (6-2, So., F)	5.9
10	Stanley Petela (6-1, So., G)	1.8
11	Robert Carpenter (5-11, Jr., F)	0.0
12	Robert Stevens (5-11, Jr., F)	1.8
14	William Rapchak (6-1, So., F)	6.4
15	Joe Barta (6-0, So., G)	--
16	Leon Hess (6-3, So., G)	2.1
18	Frank McNaughton (6-2, So., F)	0.8
19	Fred Jackson (6-1, So., C)	--
20	Donn Joyce (6-1, Jr., G)	--
	David Lumsden (6-5, Jr., C)	--
	Ben Sierra (6-0, So., G)	--
	Lynn Chandnois (6-2, So., F)	1.0

1948-49

(9-12 Overall)

DATE	OPPONENT	MSU-OPP	W/L
11/27/48	ALMA	46-33	W
11/27/48	HILLSDALE	53-43	W
12/4/48	Michigan	33-66	L
12/6/48	Indiana	36-48	L
12/18/48	IOWA	49-43	W
12/20/48	CORNELL	45-56	L
12/29/48	MISSISSIPPI STATE	74-28	W
1/7/49	MARQUETTE	48-68	L
1/10/49	DETROIT	66-49	W
1/14/49	WESTERN RESERVE	44-43	W
1/17/49	Detroit	34-35	L
1/22/49	Wayne State	37-35	2ot W
1/27/49	WAYNE STATE	63-48	W
1/31/49	MICHIGAN	38-49	L
2/3/49	Notre Dame	47-63	L
2/5/49	Marquette	42-59	L
2/12/49	PURDUE	48-66	L
2/19/49	VIRGINIA	62-43	W
2/21/49	MINNESOTA (-/6)	47-57	L
2/23/49	NOTRE DAME	41-43	L
2/28/49	Ohio State (-/18)	51-70	L

1948-49 Roster

#	Name (Ht., Year, Pos.)	PPG
3	Robert Geahan (6-1, Sr., F)	5.2
4	Albert Cummins (5-10, Jr., G)	--
5	Hugh Dawson (6-0, Jr., G)	2.5
6	William Rapchak (6-1, Jr., F)	10.5
7	John Granack (6-0, Jr., F)	6.7
8	Robert Stevens (5-11, Sr., F)	1.6
9	Robert Robbins (6-2, Jr., G)	3.7
10	Jay Cochran (6-2, So., F)	--
11	James Snodgrass (6-1, So., G)	7.3
12	Robert Kane (6-0, So., F)	--
14	Ray Steffen (6-4, So., C)	5.2
15	Jack Wulf (6-8, Sr., C)	6.0
16	Jack Finn (6-4, Jr., C)	--
17	Leon Hess (6-2, Jr., C)	--
18	David Lumsden (6-4, Jr., C)	--
19	Donn Joyce (6-0, Sr., G)	0.6
20	Stanley Petela (6-0, Jr., F)	--
22	Paul Jorden (6-0, Jr., G)	--
21	Robert McManus (6-4, So., C)	0.4

ALTON KIRCHER

1949-50 * 4-18 (.182)

Alton Kircher took over as head coach for Ben VanAlstyne after six seasons as an assistant. He coached for only one season, posting a 4-18 mark. Kircher was one of MSC's greatest all-around athletes, serving as the starting quarterback on the football team, captain of the basketball team and playing on the baseball team. He would later coach at Washington State.



1949-50

(4-18 Overall)

DATE	OPPONENT	MSU-OPP	W/L
12/3/49	MICHIGAN	49-52	L
12/5/49	Iowa	53-73	L
12/10/49	INDIANA	58-73	L
12/17/49	MISSOURI	54-73	L
12/22/49	GEORGIA TECH	60-68	L
12/23/49	Northwestern	46-68	L
12/28/49	*HARVARD	57-68	L
12/29/49	*CORNELL	61-54	W
1/2/50	Indiana	50-60	L
1/7/50	NOTRE DAME	65-76	L
1/9/50	Detroit	55-66	L
1/13/50	MARQUETTE	81-64	W
1/18/50	Notre Dame	65-71	L
1/23/50	MINNESOTA (-/16)	56-73	L
1/28/50	WESTERN RESERVE	54-57	L
2/4/50	Purdue	53-69	L
2/6/50	WISCONSIN (-/17)	47-66	L
2/11/50	Ohio State (-/4)	43-87	L
2/14/50	DETROIT	57-54	W
2/17/50	WAYNE STATE	68-44	W
2/20/50	Michigan	53-70	L
2/25/50	Marquette	58-75	L

* Holiday Tournament (East Lansing)

1949-50 Roster

#	Name (Ht., Year, Pos.)	PPG
	William Bower (5-11, So., F)	2.3
	Robert Carey (6-5, So., C)	--
	William Carey (6-1, So., G)	8.8
	Albert Cummins (5-10, Sr., F)	--
	Hugh Dawson (6-0, Sr., F)	--
	Victor DeRose (6-0, So., F)	--
	William Eckstrom (6-2, So., G)	--
	John Finn (6-4, Sr., C)	--
	Victor Hahn (6-2, Jr., F)	--
	Leon Hess (6-2, Sr., G)	--
	Gerald Holstein (6-4, So., C)	--
	Robert McManus (6-3, Jr., G)	--
	Clarence Means (5-11, So., F)	1.4
	John Moore (6-7, So., C)	--
	Robert Nagel (6-2, So., G)	--
	Robert Price (6-3, So., G)	--
	William Rapchak (6-1, Sr., F)	7.4
	Robert Robbins (6-3, Sr., G)	--
	Daniel Smith (6-0, So., F)	9.4
	James Snodgrass (6-1, Jr., G)	9.3
	Gordon Stauffer (6-0, So., G)	5.3
	Ray Steffen (6-4, Jr., C)	3.8



YEAR-BY-YEAR RESULTS

PETE
NEWELL

1950-54 *45-42 (.517)

Pete Newell took over in 1950 with the challenge of leading the Spartans into the Big Ten. In Newell's first season, he led the Spartans to a victory in their first Big Ten game, a 67-62 win over Northwestern. Newell came to MSC from San Francisco where he led his 1949 squad to an NIT title. His 1951-52 MSC squad was the first ranked Spartan team and also registered a win over No. 14 Notre Dame, the first win over a ranked opponent in school history. One of his biggest wins was a 1952 defeat of No. 2-ranked Kansas State. After four seasons, Newell left to coach the University of California, where he won a national title in 1959. He led a group of college all-stars to the gold medal in the 1960 Rome Olympics, becoming the first coach to win NIT, NCAA and Olympic Championships. In 1979 he was inducted into the Basketball Hall of Fame. He passed away in 2008 at the age of 93.



1950-51

(10-11 Overall; 5-9 - 7th Big Ten)

DATE	OPPONENT	MSU-OPP	W/L
12/2/50	Wayne State	51-50	W
12/5/50	DETROIT	45-31	W
12/19/50	MARQUETTE	74-42	W
12/29/50	*PENN STATE	51-44	W
12/30/50	*PRINCETON	46-52	L
1/6/51	#Northwestern	67-62	W
1/8/51	WISCONSIN	52-53	L
1/13/51	INDIANA	37-47	L
1/15/51	Iowa	42-46	L
1/20/51	Michigan	49-36	W
1/25/51	NOTRE DAME	60-43	W
1/27/51	Ohio State	49-58	L
1/29/51	Purdue	55-59	ot L
2/5/51	MINNESOTA	50-44	W
2/12/51	NORTHWESTERN	52-48	W
2/17/51	MICHIGAN	43-32	W
2/19/51	Notre Dame	46-56	L
2/24/51	Wisconsin	29-35	L
2/26/51	Minnesota	39-56	L
3/3/51	IOWA	52-65	L
3/5/51	ILLINOIS (-/6)	43-49	L

* Holiday Tournament (East Lansing)

First Big Ten game for MSU

1950-51 Roster

#	Name (Ht., Year, Pos.)	PPG
3	Sonny Means (5-11, Jr., G.)	4.6
4	William Bower (5-11, Jr., F)	7.0
5	Erik Furseth (6-3, So., F)	1.8
6	Robert Johnson (6-2, So., F)	0.8
7	Thomas McAuliffe (6-0, Jr., G)	2.4
8	Robert Carey (6-5, Jr., C)	8.3
10	Gene Rhodes (5-11, Fr., G)	2.0
11	James Snodgrass (6-1, Sr., G)	4.8
12	William Eckstrom (6-3, Jr., F)	2.6
13	William Carey (6-1, Jr., F)	1.7
14	Raymond Steffen (6-5, Sr., C)	8.9
15	John Moore (6-7, So., C)	0.7
17	Leif Carlson (6-2, Jr., F)	4.5
18	Gordon Stauffer (6-0, Jr., G)	5.9

1951-52

(13-9 Overall; 6-8 - T-5th Big Ten)

DATE	OPPONENT	MSU-OPP	W/L
12/1/51	WAYNE STATE	52-43	W
12/13/51	DENVER	50-48	W
12/15/51	Marquette	53-47	W
12/18/51	Detroit	52-47	W
12/28/51	*DARTMOUTH	47-42	W
12/29/51	*PRINCETON	52-46	W
1/2/52	Notre Dame (20/14)	66-52	W
1/5/52	IOWA (20/-)	60-61	L
1/7/52	N'WESTERN (20/-)	82-49	W
1/12/52	Minnesota (19/-)	49-55	L
1/15/52	NOTRE DAME	48-56	L
1/19/52	Michigan	36-50	L
1/21/52	WISCONSIN	50-39	W
1/26/52	PURDUE	56-47	W
2/2/52	Northwestern	76-86	L
2/9/52	OHIO STATE	70-52	W
2/11/52	Illinois	62-84	L
2/16/52	Wisconsin	57-55	W
2/18/52	MINNESOTA	58-60	L
2/25/52	Iowa	52-64	L
3/1/52	MICHIGAN	80-59	W
3/3/52	Indiana	67-70	L

* Holiday Tournament (East Lansing)

1951-52 Roster

#	Name (Ht., Year, Pos.)	PPG
3	Sonny Means (5-11, Sr., G.)	5.2
4	William Bower (5-11, Sr., F)	9.4
5	Erik Furseth (6-3, Jr., F)	2.6
6	Robert Johnson (6-2, Jr., F)	---
7	Rickey Ayala (5-5, So., G)	4.0
8	Robert Carey (6-5, Sr., C/F)	9.3
9	Richard Wesling (5-10, So., G)	1.5
10	Gene Rhodes (5-11, Jr., G)	0.0
11	James Schlatter (5-10, So., G)	0.9
12	William Eckstrom (6-3, Sr., F)	1.2
13	DeNeal Hartman (6-3, So., C/F)	4.7
14	Keith Stackhouse (6-2, So., F)	11.8
15	Hugh MacMaster (6-6, So., C)	1.7
16	Paul Hinkin (6-4, So., C/F)	2.0
17	Leif Carlson (6-2, Sr., F)	3.3
18	Gordon Stauffer (6-0, Sr., G)	9.6

1952-53

(13-9 Overall; 11-7 - T-3rd Big Ten)

DATE	OPPONENT	MSU-OPP	W/L
12/6/52	MARQUETTE	62-51	W
12/19/52	*UCLA (-/12)	55-60	L
12/20/52	*KANSAS STATE (-/2)	80-63	W
12/27/52	Northwestern	52-47	W
12/30/52	Minnesota (-/9)	47-64	L
1/3/53	OHIO STATE	68-57	W
1/5/53	INDIANA (-/12)	62-69	L
1/10/53	IOWA	68-61	W
1/17/53	Michigan	66-64	W
1/19/53	ILLINOIS (-/4)	64-76	L
1/24/53	NORTHWESTERN	76-63	W
1/31/53	MINNESOTA	64-60	W
2/7/53	Ohio State	62-73	L
2/9/53	Iowa	60-48	W
2/14/53	Indiana (-/2)	50-65	L
2/16/53	Notre Dame	64-72	L
2/21/53	PURDUE	68-57	W
2/23/53	WISCONSIN	53-45	W
2/28/53	Purdue	77-72	W
3/2/53	Illinois (-/10)	53-66	L
3/7/53	MICHIGAN	55-52	W
3/9/53	Wisconsin	51-58	L

* Holiday Tournament (East Lansing)

1952-53 Roster

#	Name (Ht., Year, Pos.)	PPG
3	Robert Devenny (5-10, So., G)	4.3
4	Melvin Pine (5-11, So., G)	---
5	Erik Furseth (6-3, Sr., F)	2.4
6	Robert Johnson (6-1, Sr., F)	0.8
7	Rickey Ayala (5-5, Jr., G)	5.0
9	Richard Wesling (5-10, So., G)	6.6
10	Gene Rhodes (5-11, Sr., G)	1.5
11	James Schlatter (5-11, Jr., G)	4.0
12	Robert Armstrong (6-8, So., C)	10.4
13	Paul Hinkin (6-4, Jr., C/F)	0.4
14	Keith Stackhouse (6-1, Jr., F)	12.4
15	Robert McCullough (6-7, So., C)	0.8
17	Donald Butcher (6-2, So., F)	---
18	Donald Corbett (5-11, So., G)	3.0
19	DeNeal Hartman (6-4, Jr., C/F)	0.0
20	James Harris (6-3, So., F)	0.4
22	Al Ferrari (6-2, So., F)	16.0

1953-54

(9-13 Overall; 4-10 - 8th Big Ten)

DATE	OPPONENT	MSU-OPP	W/L
12/5/53	CREIGHTON	88-51	W
12/17/53	MARQUETTE	65-60	W
12/19/53	USC	81-63	W
12/22/53	PITTSBURGH	83-51	W
12/30/53	USC	73-75	L
12/31/53	UCLA (-/14)	57-67	L
1/4/54	Iowa	63-73	L
1/5/54	Kansas State	78-63	W
1/9/54	ILLINOIS (-/15)	60-59	W
1/16/54	Michigan	62-64	L
1/18/54	WISCONSIN	53-57	L
1/23/54	OHIO STATE	83-76	W
1/30/54	Minnesota (-/8)	71-79	L
2/1/54	NORTHWESTERN	65-62	W
2/6/54	Indiana (-/3)	74-79	L
2/9/54	NOTRE DAME	71-74	L
2/13/54	Purdue	50-64	L
2/20/54	INDIANA (-/3)	61-63	L
2/22/54	Northwestern	71-80	L
2/27/54	IOWA (-/20)	48-60	L
3/1/54	Wisconsin	56-79	L
3/6/54	MICHIGAN	76-61	W

1953-54 Roster

#	Name (Ht., Year, Pos.)	PPG
3	Robert Devenny (5-11, Jr., G)	6.2
4	Harry Koustik (5-8, So., G)	0.0
5	James Raymond (5-11, So., G)	0.6
6	David Raspler (6-0, So., G)	---
7	Rickey Ayala (5-5, Sr., G)	---
9	Donald Corbett (5-11, Jr., G)	1.2
10	William Hillmeyer (6-5, So., F)	---
11	James Schlatter (5-11, Sr., G)	2.9
12	Robert Armstrong (6-8, Jr., C)	9.1
13	Paul Hinkin (6-4, Sr., F)	0.8
14	Keith Stackhouse (6-1, Sr., G)	5.3
15	Robert McCullough (6-8, Jr., C)	---
16	Duane Peterson (6-7, So., C)	4.6
17	Daniel Morrissey (6-5, Jr., C/F)	---
18	Julius McCoy (6-2, So., F)	18.6
19	DeNeal Hartman (6-4, Sr., F)	4.0
20	James Harris (6-3, Jr., F)	1.5
21	Duane Olson (6-5, So., F)	1.2
22	Al Ferrari (6-2, Jr., F)	14.4

YEAR-BY-YEAR RESULTS

FORREST ANDERSON

1954-65 *

125-124 (.502)



Forrest Anderson led MSU to its first two Big Ten titles in 1956-57 and 1958-59. Anderson starred at Stanford, earning a spot in the school's Hall of Fame. He coached at Drake and Bradley before coming to MSC. From 1954-59, he led the Spartans to a record of 77-38, 46-24 in the Big Ten, including two conference championships, led by stars like Julius McCoy, Johnny Green, Jack Quiggle, and Horace Walker. In 1957, he led MSU to its first Final Four appearance, beating powerhouse Kentucky along the way. Two years later, he led the Spartans to the Midwest Regional Finals. His 1963-64 squad set school records for highest scoring average, most 100-point games and second-highest scoring game, a 118-100 victory over Oklahoma. When Anderson's stint at MSU came to an end in 1965, he became a scout in the NBA. Anderson holds the distinction of being the first coach in NCAA history to take two different teams to the Final Four.

1954-55

(13-9 Overall; 8-5 - 4th Big Ten)

DATE	OPPONENT	MSU-OPP	W/L
12/1/54	MARQUETTE	91-72	W
12/4/54	DETROIT	78-84	L
12/17/54	Princeton	79-67	W
12/18/54	Pennsylvania	67-73	L
12/22/54	DEPAUL	75-76	L
12/30/54	PENN STATE	85-74	W
1/3/55	Ohio State (-20)	76-83	L
1/8/55	WISCONSIN	94-77	W
1/10/55	Iowa (-14)	81-94	L
1/15/55	MICHIGAN	84-82	W
1/17/55	Indiana	79-88	L
1/22/55	MINNESOTA (-14)	87-75	W
1/29/55	DePaul	88-72	W
1/31/55	PURDUE	79-72	W
2/5/55	Wisconsin	73-70	W
2/7/55	Notre Dame	93-79	W
2/12/55	Northwestern	54-56	L
2/14/55	Illinois (-10)	72-90	L
2/19/55	IOWA (-15)	69-78	L
2/21/55	NORTHWESTERN	71-69	W
2/28/55	INDIANA	93-77	W
3/5/55	Michigan	83-68	W

1954-55 Roster

#	Name (Ht., Year, Pos.)	PPG
10	Robert Devenny (5-11, Sr., G)	10.7
11	Harry Lux (5-10, Jr., G)	0.3
12	Duane Franskoviak (5-11, Jr., G)	0.8
13	David Raspler (6-0, Jr., G)	0.0
14	Jim Raymond (5-11, Jr., G)	2.4
15	Julius McCoy (6-2, Jr., F)	16.7
20	Robert Armstrong (6-8, Sr., C)	8.3
24	Duane Olson (6-5, Jr., F)	0.8
22	Al Ferrari (6-2, Sr., F)	20.1
23	Walter Godfrey (6-1, Jr., G)	3.8
24	William Hillemeier (6-5, Jr., F)	---
25	James Harris (6-3, Sr., F)	3.4
30	George Ferguson (6-3, So., G)	8.0
31	Edwin Purchis (6-3, So., F)	---
32	William Werner (6-4, Jr., F)	0.0

33	Donald Corbitt (5-11, Sr., G)	0.0
34	Duane Peterson (6-6, Jr., C)	13.1
35	Pat Wilson (6-0, So., G)	4.5
---	Daniel Morrissey (6-3, Jr., F)	---
---	John O'Toole (5-11, So., G)	---

1955-56

(13-9 Overall; 7-7 - 5th Big Ten)

DATE	OPPONENT	MSU-OPP	W/L
12/13/55	SOUTHERN ILLINOIS	99-71	W
12/17/55	Pittsburgh	82-81	W
12/21/55	NOTRE DAME	84-78	W
12/23/55	WYOMING	72-62	W
12/29/55	*Maryland (16/-)	95-75	W
12/30/55	*George Wash. (16/12)	62-65	L
1/2/56	Illinois (16/9)	65-73	L
1/7/56	Iowa (20/-)	65-64	L
1/14/56	PURDUE	62-66	L
1/16/56	Indiana (-12)	70-79	L
1/21/56	MINNESOTA	80-69	W
1/28/56	OHIO STATE	94-91	W
2/1/56	Detroit	85-78	W
2/6/56	MICHIGAN	86-76	W
2/8/56	Marquette	81-90	L
2/13/56	Minnesota	73-77	L
2/18/56	Illinois (-3)	76-96	L
2/20/56	NORTHWESTERN	96-93	W
2/25/56	Purdue	56-63	L
2/27/56	WISCONSIN	89-82	W
3/3/56	Ohio State	84-96	L
3/5/56	Michigan	76-75	W

* Maryland Tournament (College Park, Md. - 2nd Place)

1955-56 Roster

#	Name (Ht., Year, Pos.)	PPG
10	Jim Raymond (5-11, Sr., G)	---
11	Harry Lux (5-10, Jr., G)	2.8
12	Duane Franskoviak (5-11, Sr., G)	0.8
13	Rolph Anderson (6-2, So., F)	---
14	Duane Olson (6-5, Sr., F)	---
15	Julius McCoy (6-2, Sr., F)	27.2
20	Al Rosenberg (6-3, So., G)	6.2
21	Jack Quiggle (6-3, So., F/G)	7.3
22	Leon Fox (6-0, So., F/G)	9.2
23	Walt Godfrey (6-1, Sr., G)	9.2
24	William Hillemeier (6-5, Sr., F)	---
25	Dave Raspler (6-0, Sr., G)	---
30	George Ferguson (6-3, Jr., F)	7.5
31	Charles Bencie (6-6, So., F/C)	2.0
32	Max Gonzenbach (6-8, So., C)	1.5
33	Larry Hedden (6-5, So., F)	7.8
34	Duane Peterson (6-6, Sr., C)	9.8
35	Pat Wilson (6-0, Jr., G)	6.1
---	Joe Reading (6-5, So., F/C)	---

1956-57

NCAA FINAL FOUR BIG TEN CHAMPIONS

#11 AP/#7 UPI

(16-10 Overall; 10-4 - T-1st Big Ten)

DATE	OPPONENT	MSU-OPP	W/L
12/1/56	IOWA STATE	53-60	L
12/8/56	BRIGHTMAN YOUNG	79-61	W
12/17/56	Butler	79-83	L
12/22/56	MARQUETTE	92-65	W
12/27/56	*Nebraska	79-65	W
12/28/56	*Colorado	87-90	L
12/29/56	*Oklahoma	76-74	W
1/5/57	PURDUE	71-72	L
1/7/57	MICHIGAN	69-70	L
1/15/57	Notre Dame	76-86	L
1/19/57	Ohio State (-17)	51-70	L
1/26/57	Minnesota	72-59	W
1/28/57	OHIO STATE (-12)	73-64	W

2/2/57	Northwestern	77-63	W
2/9/57	ILLINOIS (-15)	70-64	W
2/11/57	Purdue (-17)	68-66	W
2/16/57	IOWA	77-67	W
2/18/57	Illinois (-16)	89-83	W
2/23/57	MINNESOTA	70-65	W
2/25/57	Wisconsin	78-62	W
3/2/57	INDIANA (-10)	76-61	W
3/4/57	Michigan	72-81	L
3/15/57	**Notre Dame (11/17)	85-83	W
3/16/57	**Kentucky (11/3)	80-68	W
3/22/57	***UNC (11/1)	70-74 3ot	L
3/23/57	***San Fran. (11/-)	60-67	L

* Big Seven Classic (Kansas City, Mo. - 3rd place)

** NCAA Tournament (Lexington, Ky.)

*** NCAA Final Four (Kansas City, Mo.)

1956-57 Roster

#	Name (Ht., Year, Pos.)	PPG
11	Harry Lux (5-10, Sr., G)	0.9
12	David Scott (6-2, So., G)	3.5
14	Jim Stoffer (6-0, So., G)	0.5
20	Tom Rand (6-2, So., G)	0.6
21	Jack Quiggle (6-3, Jr., F/G)	15.3
22	Joe Reading (6-5, Jr., F/C)	---
23	Robert Andererg (6-3, So., F)	8.5
24	John Green (6-5, So., C)	13.2
25	Larry Jennings (6-5, So., C)	0.0
30	George Ferguson (6-3, Sr., F)	13.1
31	Charles Bencie (6-6, Jr., F)	5.5
32	Gary Siegmeier (6-5, So., C)	0.5
33	Larry Hedden (6-5, Jr., F)	14.3
34	Tom Markovich (6-3, So., F)	1.1
35	Pat Wilson (6-0, Sr., G)	4.2

1957-58

(16-6 Overall; 9-5 - 3rd Big Ten)

DATE	OPPONENT	MSU-OPP	W/L
12/2/57	BUTLER (7/-)	74-55	W
12/6/57	Detroit (7/-)	71-59	W
12/14/57	COLORADO (9/-)	84-44	W
12/21/57	NOTRE DAME (8/-)	79-72	W
12/23/57	Iowa State (8/-)	57-51	W
12/27/57	*UCLA (8/-)	63-61	W
12/28/57	*USC (8/-)	77-67	W
12/30/57	Washington (8/-)	69-71	L
1/4/58	Ohio State (8/-)	56-70	L
1/11/58	PURDUE (14/-)	84-75	W
1/18/58	Northwestern (18/-)	83-78	W
1/20/58	Wisconsin (18/-)	52-66	L
1/25/58	NORTHWESTERN (15/-)	74-60	W
2/1/58	MINNESOTA (15/-)	88-64	W
2/8/58	Indiana (15/-)	79-82	L
2/10/58	IOWA (15/-)	90-84	W
2/15/58	ILLINOIS (19/-)	69-56	W
2/17/58	Michigan (19/-)	79-69	W
2/22/58	WISCONSIN (12/-)	93-59	W
2/24/58	Purdue (12/-)	70-72	L
3/1/58	Iowa (15/-)	83-65	W
3/8/58	INDIANA (12/-)	72-75	L

* Holiday Tournament (Los Angeles, Calif.)

1957-58 Roster

#	Name (Ht., Year, Pos.)	PPG
10	Larry Fanning (6-0, So., G)	---
11	Ken Garrity (6-2, So., G)	1.0
12	David Scott (6-2, Jr., G)	5.8
13	Harry Turk (6-1, So., G)	0.0
14	Jim Stoffer (6-0, Jr., G)	1.7
15	Horace Walker (6-3, So., F)	3.8
20	Tom Rand (6-2, Jr., G)	3.4
21	Jack Quiggle (6-3, Jr., F)	11.5
22	Joe Reading (6-5, Sr., F)	1.2
23	Robert Andererg (6-3, Jr., F)	14.5
24	John Green (6-5, Jr., C)	18.0
25	Larry Jennings (6-5, Jr., F)	0.0
30	Lance Olson (6-4, So., F)	4.8

YEAR-BY-YEAR RESULTS

31 Charles Bencie (6-6, Sr., C)	1.6
32 John Young (6-1, So., G)	2.0
33 Larry Hedden (6-5, Sr., F)	16.1
34 Tom Markovich (6-3, Jr., F)	---
35 Max Gonzenbach (6-7, Jr., C)	1.1

1958-59

NCAA TOURNAMENT
BIG TEN CHAMPIONS

#7 AP/#3 UPI

(19-4 Overall; 12-2 - 1st Big Ten)

DATE	OPPONENT	MSU-OPP	W/L
12/6/58	DETROIT (15/-)	88-51	W
12/8/58	BUTLER (15/-)	72-46	W
12/17/58	Notre Dame (11/-)	74-56	W
12/20/58	NEBRASKA (11/-)	80-55	W
12/29/58	"Duke (9/-)	82-57	W
12/30/58	"North Carolina (7/4)	75-58	W
12/31/58	"N. Carolina St. (7/5)	61-70	L
1/3/59	INDIANA (7/-)	79-77	W
1/5/59	Iowa (7/-)	68-80	L
1/10/59	Illinois (5/20)	97-96	W
1/17/59	MSU Alumni	63-56	W
1/19/59	OHIO STATE (8/-)	92-77	W
1/24/59	Minnesota (8/-)	82-76	W
1/31/59	NORTHWESTERN (8/-)	81-72	W
2/2/59	Wisconsin (8/-)	88-57	W
2/7/59	Purdue (7/-)	81-85	L
2/14/59	MICHIGAN (12/-)	103-91	W
2/16/59	Northwestern (12/-)	71-68	W
2/21/59	PURDUE (9/20)	94-87	W
2/28/59	Indiana (8/-)	86-82	W
3/2/59	WISCONSIN (6/-)	93-73	W
3/7/59	IOWA (6/-)	84-74	W
3/13/59	**Marquette (7/20)	74-69	W
3/14/59	**Louisville (7/-)	81-88	L

** Dixie Classic (Raleigh, N.C. - 2nd place)

** NCAA Tournament (Raleigh, N.C.)

1958-59 Roster

#	Name (Ht., Year, Pos.)	PPG
12	Dave Fahs (5-9, So., G)	7.0
13	Harry Turak (6-1, Jr., G)	0.3
14	Jim Stouffer (6-0, Sr., G)	3.3
15	Horace Walker (6-3, Jr., F/C)	13.3
20	Tom Rand (6-2, Sr., G)	5.8
21	Dave Richey (5-9, So., G)	0.0
22	James Bechinski (6-2, So., F)	1.5
23	Robert Anderegg (6-3, Sr., F)	19.5
24	John Green (6-5, Sr., C)	18.5
30	Lance Olson (6-4, Jr., F/G)	10.7
32	John Young (6-1, Jr., F)	0.0
33	Ted Wasson (6-3, So., F)	0.0
35	Art Gowens (6-2, So., F)	5.5

1959-60

(10-11 Overall; 5-9 - 8th Big Ten)

DATE	OPPONENT	MSU-OPP	W/L
12/3/59	BOWLING GREEN (11/-)	96-67	W
12/5/59	NOTRE DAME (11/-)	61-56	W
12/17/59	NEBRASKA (11/-)	82-80	W
12/19/59	Wyoming (11/-)	82-72	W
12/21/59	Brigham Young (11/-)	75-79	L
12/23/59	California (11/4)	60-71	L
12/28/59	Butler (11/-)	85-80	W
1/2/60	Wisconsin	91-79	W
1/9/60	MICHIGAN	89-58	W
1/11/60	Iowa	79-92	L
1/16/60	Illinois (-/14)	88-96	L
1/23/60	IOWA (-/15)	90-80	W
1/30/60	Ohio State (-/5)	79-111	L
2/1/60	MINNESOTA	84-63	W

2/6/60	PURDUE	65-68	L
2/8/60	ILLINOIS (-/19)	78-77	W
2/13/60	Minnesota	73-82	L
2/20/60	OHIO STATE (-/4)	83-84	L
2/22/60	Northwestern	69-71	L
2/27/60	Michigan	65-72	L
3/5/60	INDIANA (-/12)	80-86	L

1959-60 Roster

#	Name (Ht., Year, Pos.)	PPG
10	Larry Fanning (6-0, Sr., G)	0.0
12	Dave Fahs (5-9, Jr., G)	12.0
13	Dave Scott (6-2, Sr., G)	6.7
14	Dave Richey (5-9, Jr., G)	1.5
15	Horace Walker (6-3, Sr., F/C)	22.6
20	Bob Sparvero (6-3, So., F/C)	0.5
21	William Pauline (6-5, So., F)	---
22	James Bechinski (6-2, Jr., F/G)	2.9
24	Art Schwarm (6-1, So., G)	6.9
30	Lance Olson (6-4, Sr., F)	18.5
31	Tom Wilson (6-0, Jr., G)	1.8
32	John Young (6-1, Sr., F)	6.3
34	Art Brandstatter (6-1, So., G)	0.7
35	Art Gowens (6-2, Jr., F/C)	18.6
--	Roy Ferguson	2.0
--	Bill Golis	0.0

1960-61

(7-17 Overall; 3-11 - 9th Big Ten)

DATE	OPPONENT	MSU-OPP	W/L
12/3/60	BUTLER	77-71	W
12/5/60	Bowling Green	70-67	W
12/16/60	Kansas (-/16)	69-93	L
12/17/60	Kansas State (-/20)	82-104	L
12/22/60	IOWA STATE	92-81	W
12/28/60	*UCLA (-/16)	61-98	L
12/29/60	*Stanford	80-81	20
12/30/60	*Minnesota	77-83	L
1/7/61	*WISCONSIN	71-74	L
1/9/61	Indiana	55-79	L
1/14/61	Iowa (-/6)	72-86	L
1/16/61	MICHIGAN	81-69	W
1/21/61	NORTHWESTERN	62-77	L
1/23/61	Minnesota	70-89	L
1/30/61	Illinois	92-93	L
2/4/61	Notre Michigan	71-79	L
2/5/61	NOTRE DAME	89-74	W
2/11/61	OHIO STATE (-/1)	62-83	L
2/13/61	Michigan	67-78	L
2/18/61	MINNESOTA	72-75	L
2/20/61	ILLINOIS	90-80	W
2/25/61	Purdue	74-85	L
3/4/61	Ohio State (-/1)	83-91	L
3/6/61	IOWA (-/6)	74-64	W

* Los Angeles Classic (Los Angeles, Calif. - 8th place)

1960-61 Roster

#	Name (Ht., Year, Pos.)	PPG
10	Chris Ferguson (5-10, So., G)	2.7
11	David Cox (6-3, So., F)	0.4
12	Dave Fahs (5-9, Sr., G)	13.8
14	Harold Brookens (6-0, So., G)	4.7
15	Jack Lamers (6-2, So., G)	10.6
20	Robert Sparvero (6-2, Jr., F)	0.3
21	Duane Kilbride (6-2, So., G)	2.7
23	Ron Sabo (6-6, So., C)	3.0
24	Art Schwarm (6-1, Jr., G)	15.1
30	Macgregor Hay (6-6, So., F/C)	0.5
32	Dick Hall (6-4, So., F)	16.2
33	Edward Williams (6-7, So., C)	10.0
35	Lonnie Sanders (6-2, So., F)	4.7

1961-62

(8-14 Overall; 3-11 - T-9th Big Ten)

DATE	OPPONENT	MSU-OPP	W/L
12/2/61	NORTHERN MICHIGAN	75-59	W
12/9/61	TULSA	90-70	W
12/16/61	NOTRE DAME	72-73	L
12/18/61	SOUTH CAROLINA	99-91	W
12/23/61	Butler	77-72	W
12/28/61	*Oregon	59-71	L
12/29/61	*Portland	74-60	W
12/30/61	*California	72-85	L
1/6/62	Indiana	71-76	L
1/8/62	WISCONSIN	78-83	L
1/13/62	ILLINOIS	65-66	L
1/15/62	PURDUE	74-89	L
1/20/62	Michigan	80-74	W
1/22/62	MINNESOTA	84-79	W
1/27/62	NORTHWESTERN	70-71	L
2/3/62	Purdue	64-86	L
2/10/62	Wisconsin	72-77	L
2/17/62	OHIO STATE (-/1)	72-80	L
2/19/62	Iowa	51-59	L
2/24/62	INDIANA	97-85	W
2/26/62	Northwestern	64-71	L
3/3/62	Minnesota	91-98	L

* Far West Classic (Portland, Ore. - 6th place)

1961-62 Roster

#	Name (Ht., Year, Pos.)	PPG
11	Dave Cox (6-3, Jr., F)	0.0
12	William Berry (6-2, So., F)	4.9
13	John Krusoe (6-4, So., F)	---
14	Bill Schwarz (6-3, So., G)	8.0
15	Jack Lamers (6-2, Jr., G)	7.0
20	Bob Sparvero (6-2, Sr., F)	0.6
21	Duane Kilbride (6-2, Jr., G)	---
22	Ron Divjak (6-5, So., F)	2.5
23	Dave Willauer (6-2, So., G)	0.0
24	Art Schwarm (6-1, Sr., G)	12.4
25	Gene Jewett (6-7, Jr., C)	---
30	Pete Gent (6-3, So., F)	14.1
31	Stan Chandler (6-2, So., C)	4.5
32	Dick Hall (6-4, Jr., F)	10.0
33	Edwards Williams (6-7, Jr., C)	6.2
34	Fred Thomann (6-9, So., C)	5.5
35	Lonnie Sanders (6-2, Jr., F)	10.9

1962-63

(4-16 Overall; 3-11 - 9th Big Ten)

DATE	OPPONENT	MSU-OPP	W/L
12/1/62	KANSAS STATE	56-66	L
12/4/62	Notre Dame	85-92	L
12/8/62	KANSAS	81-62	W
12/19/62	Wichita	69-80	L
12/21/62	Utah	79-88	L
12/22/62	Utah State	87-102	L
1/5/63	INDIANA	84-96	L
1/12/63	Wisconsin	75-68	W
1/19/63	NORTHWESTERN	80-68	W
1/21/63	IOWA	59-60	L
1/26/63	Minnesota	61-59	W
2/2/63	MICHIGAN	71-72	L
2/4/63	Purdue	81-103	L
2/9/63	Illinois (-/4)	86-91	L
2/16/63	MINNESOTA	70-75	L
2/18/63	Ohio State (-/8)	77-87	L
2/23/63	Indiana	94-113	L
3/2/63	WISCONSIN	89-92	0
3/4/63	PURDUE	93-94	L
3/9/63	Northwestern	83-100	L

YEAR-BY-YEAR RESULTS

1962-63 Roster			
#	Name (Ht., Year, Pos.)	PPG	
10	Jim Goulding (6-0, So., G)	0.4	
11	John Shick (6-0, So., G)	---	
12	William Berry (6-2, Jr., F)	9.6	
14	Bill Schwarz (6-3, Jr., G)	7.8	
15	Jack Lamers (6-2, Sr., G)	9.1	
20	Tom Douglas (5-11, So., G)	1.6	
21	Dan Floberg (6-4, So., F)	0.5	
22	Ron Divjak (6-5, Jr., F/C)	3.6	
23	Gary Lytle (6-4, So., F)	---	
24	Mark Vander Jagt (6-6, So., F)	0.8	
30	Pete Gent (6-3, Jr., F)	16.4	
31	Marcus Sanders (6-2, So., F/G)	14.7	
33	Edward Williams (6-7, Sr., C)	18.0	
34	Fred Thomann (6-9, Jr., C)	5.8	
35	Lonnie Sanders (6-2, Sr., F)	---	

1963-64			
(14-10 Overall; 8-6 - T-4th Big Ten)			
DATE	OPPONENT	MSU-OPP	W/L
11/30/63	NORTHERN MICHIGAN	109-86	W
12/4/63	WESTERN MICHIGAN	101-100	W
12/7/63	BOWLING GREEN	104-81	W
12/14/63	Pennsylvania	87-75	W
12/18/63	Tulsa	88-89	L
12/20/63	*California	68-78	L
12/21/63	*Oklahoma	118-100	W
12/23/63	Brigham Young	90-95	L
12/28/63	Butler	76-65	W
1/4/64	Illinois	66-87	L
1/6/64	WISCONSIN	106-90	W
1/11/64	INDIANA	107-103	W
1/14/64	Minnesota	82-103	L
1/18/64	NOTRE DAME	80-95	L
1/25/64	MICHIGAN (-2)	77-91	L
1/27/64	OHIO STATE	102-99	W
2/1/64	Michigan (-2)	79-95	L
2/3/64	Purdue	98-101	L
2/8/64	Northwestern	86-93	L
2/15/64	IOWA	107-82	W
2/17/64	ILLINOIS	85-82	W
2/22/64	Iowa	107-89	W
2/29/64	NORTHWESTERN	107-97	W
3/7/64	Ohio State	81-80	W

* Sun Devil Classic (Tempe, Ariz. - 3rd place)

1963-64 Roster			
#	Name (Ht., Year, Pos.)	PPG	
10	John Shick (6-0, Jr., G)	0.3	
11	James Kupper (6-0, So., G)	1.3	
12	William Berry (6-3, Sr., F)	8.7	
13	Wayne Brown (6-1, So., G)	0.0	
14	William Schwarz (6-3, Sr., G)	9.9	
15	Kenneth Curtis (6-2, So., G)	---	
20	Tom Douglas (5-11, Jr., G)	1.3	
21	Dan Floberg (6-4, Jr., G)	1.7	
22	Robert Miller (6-5, So., F)	---	
23	Mark Vander Jagt (6-6, Jr., F/C)	---	
24	Stan Washington (6-3, Sr., G)	14.8	
25	William Curtis (6-4, So., F)	4.3	
30	Pete Gent (6-4, Sr., F)	21.0	
31	Marcus Sanders (6-3, Jr., F)	14.4	
32	Ron Welch (6-4, Jr., F)	---	
33	Richard Holmes (6-4, So., F)	0.4	
34	Fred Thomann (6-9, Sr., C)	15.5	
35	William Noack (6-8, Jr., C)	3.8	

1964-65			
(5-18 Overall; 1-13 - 10th Big Ten)			
DATE	OPPONENT	MSU-OPP	W/L
12/3/64	NORTHERN MICHIGAN	82-76	W
12/5/64	WESTERN MICHIGAN	89-80	W
12/8/64	Notre Dame	93-100	L
12/12/64	DRAKE	75-91	L
12/19/64	Butler	89-90	L
12/22/64	LOYOLA (La.)	94-70	W
12/28/64	*Utah	96-98	L
1/2/65	*USC	69-100	L
1/3/65	*Washington	93-92	W
1/20/65	IOWA	78-85	L
1/16/65	Iowa	68-111	L
1/23/65	NORTHWESTERN	75-76	L
1/26/65	MICHIGAN (-2)	98-103	ot L
1/30/65	Northwestern	75-77	L
2/6/65	MINNESOTA	79-88	L
2/8/65	Indiana (-7)	94-112	L
2/13/65	Michigan (-1)	83-98	L
2/20/65	ILLINOIS	94-113	L
2/22/65	Ohio State	90-101	L
2/27/65	Wisconsin	89-99	L
3/1/65	PURDUE	110-92	W
3/6/65	OHIO STATE	75-97	L
3/9/65	Illinois	89-121	L

* Los Angeles Classic (Los Angeles, Calif. - 7th place)

1964-65 Roster			
#	Name (Ht., Year, Pos.)	PPG	
10	John Shick (6-1, Sr., G)	3.8	
11	James Kupper (6-0, Jr., G)	2.2	
12	Joseph Johnson (6-4, So., F)	12.8	
13	Edward (Ted) Cray (6-5, So., F)	8.7	
15	Gary Spade (5-11, So., G)	---	
20	Jerry McDevitt (6-2, So., G)	---	
21	Robert Miller (6-5, Jr., G)	3.7	
22	Ron Divjak (6-5, Sr., F/C)	0.2	
23	Mark Vander Jagt (6-6, Sr., F/C)	3.2	
24	Stan Washington (6-3, Jr., G/F)	21.3	
25	William Curtis (6-4, Jr., F)	19.4	
30	Robert Peterson (6-5, So., G)	1.2	
31	Marcus Sanders (6-3, Sr., F/G)	18.5	
32	Ron Welch (6-4, Sr., F/C)	0.0	
33	Richard Holmes (6-4, Jr., F/C)	3.6	
34	David Keeler (6-6, So., C)	3.0	

JOHN BENINGTON

1965-69 * 54-38 (.587)

John Benington was known as much for his kindness as for helping return the Spartans to prominence. He starred at San Francisco under coach Pete Newell before following Newell to MSC to become one of his assistant coaches. He stayed in that position for seven years, then went to Drake for two seasons and St. Louis for seven before returning to East Lansing to become the Spartan head coach in 1965. In his first season, he led MSU to a second-place Big Ten finish. The next season, he led the Spartans to a shared Big Ten title. Benington's career was cut short when he died of a heart attack after jogging at Jensen Field House in the summer of 1969. He was just 47.



1965-66			
(15-7 Overall; 10-4 - 2nd Big Ten)			
DATE	OPPONENT	MSU-OPP	W/L
12/4/65	WESTERN MICHIGAN	82-85	L
12/7/65	Bowling Green	84-59	W
12/9/65	BUTLER	75-56	W
12/11/65	Notre Dame	93-69	W
12/18/65	*St. JOSEPH (PA.) (-2)	65-82	L
12/20/65	TULANE	80-61	W
12/22/65	Drake	61-50	W
12/27/65	*Hawaiian Marines	84-53	W
12/28/65	*Tulsa	67-78	L
12/30/65	*Hawaiian Army	97-69	W
1/8/66	MINNESOTA	85-65	W
1/10/66	Purdue	89-78	W
1/15/66	OHIO STATE	80-64	W
1/22/66	Iowa	76-90	L
1/24/66	PURDUE	92-74	W
1/29/66	Northwestern	77-68	W
2/5/66	WISCONSIN	79-65	W
2/12/66	Minnesota	71-81	L
2/19/66	Wisconsin	77-78	L
2/22/66	ILLINOIS	68-66	W
2/26/66	INDIANA	69-63	W
2/28/66	Ohio State	98-79	W
3/5/66	Indiana	76-86	L
3/7/66	MICHIGAN	86-77	W

* Rainbow Classic (Honolulu, Hawaii - 3rd place)

1965-66 Roster			
#	Name (Ht., Year, Pos.)	PPG	
11	John Gorman (5-11, Sr., G)	2.2	
12	John Bailey (6-0, So., G)	8.1	
13	Edward (Ted) Cray (6-5, Jr., F)	0.8	
14	Gary Spade (5-11, So., G)	---	
15	Steven Rymal (6-1, So., G)	8.3	
21	James O'Brien (6-3, So., G)	0.7	
22	Shannon Reading (6-1, Jr., G)	6.0	
23	James Kupper (6-0, Sr., G)	1.3	
24	Stan Washington (6-3, Sr., F)	18.0	
25	William Curtis (6-4, Sr., F)	16.4	
32	Jack Wynn (6-8, So., C)	1.0	
33	Heywood Edwards (6-5, So., F)	1.7	
35	Robert Miller (6-5, Sr., F)	1.3	
41	Arthur Baylor (6-6, So., F/C)	4.5	
42	Gerald Geistler (6-8, So., C)	0.8	
43	Richard Holmes (6-4, Sr., F)	1.4	
44	David Keeler (6-8, Jr., F)	1.0	
45	Matthew Aitch (6-7, Jr., C)	13.8	

1966-67			
BIG TEN CHAMPIONS			
(16-7 Overall; 10-4 - T-1st Big Ten)			
DATE	OPPONENT	MSU-OPP	W/L
12/1/66	WESTERN MICHIGAN	77-55	W
12/3/66	MIAMI (OHIO)	63-51	W
12/5/66	SOUTH DAKOTA	81-54	W
12/10/66	WICHITA STATE	103-68	W
12/20/66	*Loyola (La.) (5/-)	70-74	L
12/21/66	*Tulane (5/-)	76-66	W
12/27/66	*Villanova (10/-)	63-66	L
12/28/66	*Bowling Green (10/-)	67-75	L
1/7/67	Illinois	76-74	W
1/14/67	IOWA	79-70	W
1/21/67	Michigan	59-81	L
1/28/67	WISCONSIN	68-61	W
2/1/67	Notre Dame	85-80	ot W
2/6/67	Indiana	77-82	L
2/11/67	Purdue	79-77	W
2/13/67	INDIANA	86-77	W
2/18/67	MINNESOTA	67-66	W

YEAR-BY-YEAR RESULTS

2/20/67	Ohio State	64-80	L
2/25/67	Wisconsin	64-68	L
2/27/67	OHIO STATE	74-63	W
3/4/67	PURDUE	75-71	W
3/6/67	Minnesota	67-59	W
3/11/67	NORTHWESTERN	79-66	W

* Sugar Bowl Tournament (New Orleans, La. - 3rd place)
* Quaker City Tournament (Philadelphia, Pa. - 7th place)

1966-67 Roster

#	Name (Ht., Year, Pos.)	PPG
11	John Gorman (5-11, Sr., G)	1.0
12	John Bailey (6-0, Jr., G)	8.0
13	Edward (Ted) Crary (6-5, Sr., F)	2.1
14	Richie Jordan (5-7, So., G)	2.2
15	Steven Rymal (6-1, Jr., G)	11.4
21	James O'Brien (6-3, Jr., G)	0.6
22	Richard Chappel (5-10, So., G)	0.0
23	Vernon Johnson (5-11, So., G)	1.5
24	John Holmes (6-4, So., F)	4.2
31	Shannon Reading (6-0, Sr., G)	5.4
32	Jack Wynn (6-7, Jr., C)	---
33	Heywood Edwards (6-5, Jr., F)	7.4
34	Tom Lick (6-10, So., C)	0.7
35	Lee Lafayette (6-6, So., F)	14.8
41	Arthur Baylor (6-6, Jr., F)	5.1
42	Gerald Geistler (6-8, Jr., C)	1.0
44	David Keeler (6-6, Sr., F)	1.3
45	Matthew Aitch (6-7, Sr., C)	16.3

1967-68

DATE	OPPONENT	MSU-OPP	W/L
12/1/67	CAL ST. FULLERTON	80-49	W
12/14/67	Western Michigan	78-67	W
12/14/67	Butler	55-65	L
12/16/67	HARDIN-SIMMONS	95-76	W
12/20/67	NEBRASKA	74-70	W
12/23/67	Wichita	80-90	L
12/29/67	*Vanderbilt (-9)	63-73	L
12/30/67	*Memphis State	57-73	L
1/6/68	Illinois	56-66	L
1/13/68	Michigan	86-81	W
1/16/68	Wisconsin	68-70	L
1/20/68	NORTHWESTERN	75-62	W
1/23/68	IOWA	71-76	L
1/27/68	Southern Illinois	68-56	W
1/30/68	NOTRE DAME	89-68	W
2/3/68	MICHIGAN	82-77	L
2/10/68	Ohio State	62-90	L
2/17/68	Northwestern	61-69	L
2/20/68	INDIANA	75-70	W
2/24/68	WISCONSIN	87-77	W
2/27/68	Iowa	58-76	L
3/2/68	MINNESOTA	68-75	L
3/5/68	Purdue	75-93	L
3/9/68	ILLINOIS	62-59	W

* Sugar Bowl Tournament (New Orleans, La. - 4th place)

1967-68 Roster

#	Name (Ht., Year, Pos.)	PPG
11	Lloyd Ward (5-9, So., G)	2.3
12	John Bailey (6-0, Sr., G)	10.1
13	Thomas Steenken (6-1, So., G)	0.0
14	Richie Jordan (5-7, Jr., G)	3.0
15	Steven Rymal (6-1, Sr., G)	7.0
21	James O'Brien (6-3, Sr., G)	---
23	Vernon Johnson (5-11, Jr., G)	1.3
24	John Holmes (6-4, Jr., F)	1.5
25	Robert Gale (6-5, So., F)	1.6
31	Harrison Stepter (6-2, Jr., G)	9.6
32	Steven Kirkpatrick (6-2, So., G)	1.2
33	Heywood Edwards (6-6, Sr., F/C)	9.7
34	Tom Lick (6-10, Jr., C)	3.8
35	Lee Lafayette (6-6, Jr., F)	16.8

41	James Gibbons (6-6, So., C)	6.3
42	Gerald Geistler (6-8, Sr., C)	0.5
44	Ron Binge (6-5, So., F)	2.0
45	Bernie Copeland (6-6, Jr., F/C)	7.7

1968-69

DATE	OPPONENT	MSU-OPP	W/L
12/3/68	S.W. LOUISIANA	90-84	W
12/6/68	WESTERN MICHIGAN	86-71	W
12/7/68	Toledo	81-80	W
12/13/68	BUTLER	70-60	W
12/14/68	#Western Kentucky	63-67	L
12/16/68	Nebraska	59-73	L
12/27/68	**St. John's	51-61	L
12/28/68	**Villanova (-/5)	66-75	L
1/4/69	NORTHWESTERN (-/19)	71-85	L
1/7/69	WISCONSIN	77-67	W
1/14/69	Iowa	76-77	L
1/18/69	Northwestern (-/17)	89-75	W
1/25/69	MICHIGAN	70-75	L
2/1/69	Indiana	76-79	L
2/8/69	Michigan	86-82	W
2/11/69	Notre Dame	71-59	W
2/15/69	ILLINOIS (-/8)	75-70	W
2/18/69	IOWA	78-60	W
2/22/69	Wisconsin	64-76	L
2/25/69	PURDUE (-/9)	72-74	L
3/1/69	OHIO STATE (-/14)	85-72	W
3/4/69	Illinois (-/20)	57-71	L
3/8/69	Minnesota	65-78	L

played in Chicago

* ECAC Holiday Festival (New York, N.Y. - 7th place)

1968-69 Roster

#	Name (Ht., Year, Pos.)	PPG
11	Lloyd Ward (5-10, Jr., G)	4.3
12	Tim Bograkovs (6-1, So., G)	5.7
14	Eddie Humphrey (6-2, So., G)	0.0
15	Steve Sizemore (6-2, So., F)	0.0
21	Rudy Benjamin (6-3, So., G)	7.7
24	John Holmes (6-4, Sr., F)	3.1
25	Robert Gale (6-5, Jr., F)	3.1
31	Harrison Stepter (6-3, Sr., G)	9.1
32	Steve Kirkpatrick (6-2, Jr., G)	1.2
33	Paul Dean (6-1, So., G)	1.6
34	Tom Lick (6-10, Sr., C)	3.7
35	Lee Lafayette (6-6, Sr., C)	18.7
41	James Gibbons (6-6, Jr., F)	10.7
44	Ron Binge (6-5, Jr., F)	1.3
45	Bernie Copeland (6-6, Sr., F)	10.2

GUS GANAKAS

1969-70 * 89-84 (.514)



A Mount Morris, New York, native, Gus Ganakas became a Spartan since 1946 when he came to MSC as a student. After earning two degrees from MSC, he went on to coach at East Lansing H.S. before returning to Michigan State as an assistant coach in 1966 under coach John Benington. After Benington passed away in 1969, Ganakas was appointed head coach. His most successful seasons were in 1973-74 with a fourth-place Big Ten finish and 1974-75 with a 17-9 overall record, the second-highest victory total at the time. His coaching career came to an end in 1976, but he continued to be a part of the Michigan State Athletics Department, serving as an assistant A.D. and then as an aide to coach Tom Izzo. Ganakas spent 32 seasons as a color commentator on MSU basketball radio broadcasts. Ganakas was also responsible for organizing the 1999 MSU Basketball Centennial Celebration.

1969-70

DATE	OPPONENT	MSU-OPP	W/L
12/1/69	EASTERN KENTUCKY	89-85	W
12/6/69	TOLEDO	80-82	L
12/13/69	Western Michigan	86-71	W
12/17/69	Butler	60-81	L
12/19/69	*Bradley	89-87	W
12/20/69	*Utah	85-105	L
12/27/69	**Oregon	82-87	L
12/29/69	**Illinois (-/15)	77-86	L
1/2/70	**Temple	51-90	L
1/3/70	Indiana	85-84	W
1/10/70	NORTHWESTERN	98-93	W
1/17/70	Minnesota	78-85	L
1/20/70	NOTRE DAME (-/20)	85-82	W
1/24/70	MICHIGAN	88-91	L
1/31/70	MINNESOTA	87-92	L
2/3/70	Purdue	86-105	L
2/7/70	Wisconsin	79-89	L
2/10/70	OHIO STATE	66-89	L
2/14/70	Iowa (-/14)	77-103	L
2/21/70	INDIANA	78-66	W
2/24/70	ILLINOIS	67-74	L
2/28/70	Ohio State	82-80	W
3/3/70	PURDUE	98-101	L
3/7/70	Illinois	81-76	W

* Utah Classic (Salt Lake City, Utah - 2nd place)

** Far West Classic (Portland, Ore. - 8th place)

1969-70 Roster

#	Name (Ht., Year, Pos.)	PPG
11	Lloyd Ward (5-11, Sr., G)	7.3
12	Tim Bograkovs (6-1, Jr., G)	3.1
13	Gary Przybylo (6-1, So., G)	---
15	Ralph Simpson (6-4, So., F)	29.0
21	Rudy Benjamin (6-3, Jr., G)	12.5
24	Ronald Gutkowski (6-5, So., F)	8.8
25	Robert Gale (6-5, Sr., F)	2.2
32	Eddie Humphrey (6-2, Jr., G)	1.2
32	Steve Kirkpatrick (6-2, Sr., G)	0.6
33	Paul Dean (6-1, Jr., G)	1.3
35	Pat Miller (6-2, So., F)	7.8
41	James Gibbons (6-6, Sr., C)	10.2
42	Craig Larsen (6-9, So., G)	0.1
44	Ron Binge (6-5, Sr., F)	0.0
45	William Cohrs (6-6, So., C)	0.7

YEAR-BY-YEAR RESULTS

1970-71

(10-14 Overall; 4-10 - T-7th Big Ten)

DATE	OPPONENT	MSU-OPP	W/L
12/1/70	NORTHERN ILLINOIS	75-76	L
12/5/70	Toledo	72-62	W
12/12/70	WESTERN MICHIGAN	97-85	W
12/14/70	BUTLER	99-75	W
12/19/70	*New Mexico	73-69	W
12/19/70	*Rutgers	81-71	W
12/22/70	CENTRAL MICHIGAN	85-74	W
12/29/70	**USC (-14)	63-88	L
12/30/70	**Tennessee (-10)	70-81	L
1/9/71	Illinois	61-89	L
1/12/71	IOWA	84-81	W
1/16/71	ILLINOIS	67-69	L
1/26/71	Notre Dame (-7)	80-104	L
1/30/71	Ohio State	82-70	W
2/6/71	OHIO STATE	76-87	L
2/9/71	INDIANA	70-71	L
2/13/71	Minnesota	86-97	L
2/16/71	Indiana	76-90	L
2/20/71	WISCONSIN	97-78	W
2/27/71	Purdue	70-100	L
3/2/71	PURDUE	60-65	L
3/6/71	Michigan	63-88	L
3/8/71	MINNESOTA	73-71	W
3/13/71	Northwestern	67-85	L

* Lab Invitational (Albuquerque, N.M. - 1st place)

* Trojan Invitational (Los Angeles, Calif. - 4th place)

1970-71 Roster

#	Name (Ht., Year, Pos.)	PPG
10	Brad VanPelt (6-5, So., F)	4.5
11	Gary Ganakas (5-5, So., G)	2.1
13	Gary Przybylo (6-0, Jr., G)	0.3
14	Johnnie Brown (6-1, Jr., G)	0.6
21	Rudy Benjamin (6-2, Sr., G)	21.2
22	Bill Kilgore (6-7, So., C)	14.2
24	Ron Gutkowski (6-6, Jr., F)	7.3
25	Larry Ike (6-3, So., F)	0.6
31	Eddie Humphrey (6-2, Sr., G)	2.0
32	Jeff VanderLende (6-7, So., F)	3.2
33	Paul Dean (6-1, Sr., G)	4.3
35	Pat Miller (6-2, Jr., G/F)	11.3
42	Brian Breslin (6-5, So., F)	7.7
43	Jim Shereda (6-7, So., C)	1.3
45	William Cohrs (6-6, Jr., C/F)	1.3

1971-72

(13-11 Overall; 6-8 - T-5th Big Ten)

DATE	OPPONENT	MSU-OPP	W/L
12/1/71	Missouri	67-77	L
12/4/71	SOUTH ALABAMA	87-72	W
12/11/71	WESTERN MICHIGAN	66-65	W
12/13/71	Kentucky (-7)	91-85	W
12/17/71	*Colorado State	67-63	W
12/18/71	*Tennessee	61-85	L
12/20/71	Butler	77-71	W
12/27/71	**Texas A&M	67-65	W
12/28/71	**Houston	73-106	L
1/8/72	Michigan	75-83	L
1/11/72	WISCONSIN	83-76	W
1/18/72	Northwestern	69-76	ot L
1/22/72	MINNESOTA (-17)	57-67	L
1/29/72	INDIANA	83-73	W
2/1/72	NOTRE DAME	98-74	W
2/5/72	Indiana	69-83	L
2/8/72	ILLINOIS	89-79	W
2/12/72	Iowa	100-91	W
2/19/72	Purdue	68-92	L
2/26/72	IOWA	98-102	L
2/29/72	Wisconsin	74-101	L

3/4/72	MICHIGAN (-16)	96-92	W
3/7/72	Ohio State	73-92	L
3/11/72	NORTHWESTERN	57-54	W
* Volunteer Classic (Knoxville, Tenn. - 2nd place)			
* Bluebonnet Classic (Houston, Texas - 2nd place)			

1971-72 Roster

#	Name (Ht., Year, Pos.)	PPG
10	Brad VanPelt (6-5, Jr., F)	1.2
11	Gary Ganakas (5-5, Jr., G)	4.8
15	John Benington (6-1, Jr., G)	0.4
21	Terry Fagan (5-11, So., G)	0.4
22	Bill Kilgore (6-7, Jr., C)	14.8
24	Ron Gutkowski (6-6, Sr., F)	3.3
25	Billy Joe DuPree (6-4, Sr., F)	1.0
31	Mike Robinson (5-11, So., G)	24.7
32	Jeff VanderLende (6-7, Jr., C)	---
34	Tyrone Lewis (6-1, So., F/G)	2.7
35	Pat Miller (6-2, Sr., F/G)	9.2
41	Allen Smith (6-7, Jr., F)	9.0
42	Brian Breslin (6-5, Jr., F)	7.9
44	Mike Ridley (6-4, So., F)	1.5
45	William Cohrs (6-6, Sr., C)	0.4

1972-73

(13-11 Overall; 6-8 - T-6th Big Ten)

DATE	OPPONENT	MSU-OPP	W/L
11/28/72	TOLEDO	98-96	W
12/2/72	KENTUCKY (-8)	66-75	L
12/9/72	South Carolina	64-83	L
12/16/72	Western Michigan	76-73	W
12/19/72	CENTRAL MICHIGAN	96-74	W
12/29/72	*Rochester	103-61	W
12/30/72	*Arizona State	83-74	W
1/2/73	**Mississippi State	90-82	W
1/3/73	**South Alabama	86-78	W
1/6/73	NORTHWESTERN	90-77	W
1/13/73	MICHIGAN	71-78	L
1/15/73	Iowa	76-74	W
1/20/73	Wisconsin	80-93	L
1/22/73	INDIANA (-16)	89-97	L
1/27/73	Minnesota (-8)	77-93	L
2/3/73	IOWA	94-89	W
2/7/73	Notre Dame	72-85	L
2/10/73	Michigan	81-97	L
2/17/73	PURDUE	84-88	L
2/19/73	Indiana (-11)	65-75	L
2/24/73	Illinois	71-81	L
2/26/73	OHIO STATE	87-83	W
3/3/73	Northwestern	86-72	W
3/10/73	WISCONSIN	79-78	ot W

* Kodak Classic (Rochester, N.Y. - 1st place)

** Senior Bowl Classic (Mobile, Ala. - 1st place)

1972-73 Roster

#	Name (Ht., Year, Pos.)	PPG
10	Brad VanPelt (6-5, Sr., F/C)	1.0
11	Gary Ganakas (5-5, Sr., G)	2.6
12	William Glover (6-2, So., G)	4.8
22	Bill Kilgore (6-7, Sr., C)	16.7
23	Benny White (6-8, Jr., G)	1.3
24	Cedric Milton (6-8, Fr., C)	1.8
25	Terry Furlow (6-3, Fr., F)	5.7
31	Mike Robinson (5-11, Jr., G)	25.3
32	Peter Davis (6-1, So., G)	3.3
34	Joe Shackleton (6-2, So., F)	1.1
41	Thomas McGill (6-4, So., F)	1.0
44	Allen Smith (6-5, So., F)	11.7
45	Lindsay Hairston (6-7, So., F/C)	11.5
--	Steve Borenstein (5-10, So., G)	2.0
--	Terry Fagan (5-9, Jr., G)	---
--	Dave Jackson (6-3, Fr., F)	---
--	Jim Shereda (6-8, Sr., C)	---

1973-74

(13-11 Overall; 8-6 - T-4th Big Ten)

DATE	OPPONENT	MSU-OPP	W/L
12/1/73	Central Michigan	78-70	W
12/8/73	SOUTH CAROLINA	63-74	L
12/10/73	EASTERN MICHIGAN	91-69	W
12/12/73	NORTHERN MICHIGAN	91-63	W
12/15/73	WESTERN MICHIGAN	85-76	W
12/18/73	Toledo	51-79	L
12/22/73	Detroit	71-73	ot L
12/28/73	*Boston College	81-94	L
12/29/73	*Holy Cross	97-85	W
1/5/74	Purdue	75-77	L
1/12/74	OHIO STATE	83-75	W
1/14/74	Illinois	90-82	W
1/19/74	Michigan (-14)	82-84	L
1/21/74	IOWA	95-86	W
1/26/74	Minnesota	67-66	W
1/28/74	ILLINOIS	93-82	W
2/2/74	PURDUE	76-74	W
2/4/74	NOTRE DAME (-3)	89-91	L
2/11/74	Ohio State	75-67	ot W
2/16/74	MINNESOTA	50-56	L
2/23/74	NORTHWESTERN	73-70	W
2/25/74	Indiana (-10)	85-91	L
3/2/74	Wisconsin	80-87	L
3/9/74	MICHIGAN (-16)	87-103	L

* Maryland Tournament (College Park, Md. - 2nd place)

1973-74 Roster

#	Name (Ht., Year, Pos.)	PPG
12	William Glover (6-2, Jr., G)	7.0
15	Steve Borenstein (5-10, Jr., G)	---
21	David Cross (6-5, Jr., F)	---
22	Lovelle Rivers (6-5, Jr., F)	0.2
23	Benny White (5-8, So., G)	2.4
24	Cedric Milton (6-9, So., C)	4.7
25	Terry Furlow (6-4, So., F)	14.1
31	Mike Robinson (5-11, Sr., G)	22.4
32	Peter Davis (6-1, Jr., G)	5.4
33	Edgar Wilson (6-4, Fr., F)	2.7
34	Joe Shackleton (6-2, Jr., F)	0.3
41	Thomas McGill (6-4, Jr., F)	4.5
42	Brian Breslin (6-5, Sr., F)	4.4
44	Robert Chapman (6-2, Fr., F)	---
45	Lindsay Hairston (6-7, Jr., F/C)	16.5
--	Wayne Butler (6-5, Fr., F)	---
--	Dave Jackson (6-4, So., F)	---
--	Jim Shereda (6-8, Sr., C)	---
--	Kevin Vandenbussche (6-4, Fr., G/F)	---

1974-75

(17-9 Overall; 10-8 - 5th Big Ten)

DATE	OPPONENT	MSU-OPP	W/L
12/2/74	CENTRAL MICHIGAN	82-78	W
12/7/74	EASTERN MICHIGAN	92-60	W
12/14/74	WESTERN MICHIGAN	62-59	W
12/16/74	Northern Michigan	91-59	W
12/20/74	*San Francisco	86-78	W
12/21/74	*Long Beach State	62-74	L
12/23/74	Detroit	72-69	W
1/2/75	Purdue (-18)	86-93	L
1/4/75	INDIANA (-2)	55-107	L
1/6/75	OHIO STATE	88-84	W
1/11/75	MICHIGAN (-11)	86-78	W
1/18/75	Minnesota (-16)	71-82	L
1/20/75	Iowa	79-83	L
1/25/75	WISCONSIN	105-87	W
1/27/75	NORTHWESTERN	54-50	W
2/1/75	Illinois	75-60	W
2/3/75	Ohio State	101-83	W
2/5/75	Notre Dame (-16)	76-73	W



YEAR-BY-YEAR RESULTS

2/8/75	Michigan	84-96	L
2/15/75	MINNESOTA	86-81 OT	W
2/17/75	IOWA	90-78	W
2/22/75	Wisconsin	96-103	L
2/24/75	Northwestern	66-67	L
3/1/75	ILLINOIS	96-82	W
3/3/75	PURDUE	84-82	W
3/8/75	Indiana (-/1)	79-94	L

* Cable Car Classic (San Francisco, Calif. - 2nd place)

1974-75 Roster

#	Name (Ht., Year, Pos.)	PPG
12	William Glover (6-2, Sr., G)	12.0
22	Lovelle Rivers (6-5, Sr., F)	0.8
23	Benny White (5-9, Jr., G)	6.8
24	Cedric Milton (6-9, Jr., F/C)	2.3
25	Terry Furlow (6-5, Jr., F)	20.4
32	Peter Davis (6-1, Sr., G)	8.9
33	Edgar Wilson (6-5, So., F)	3.4
41	Thomas McGill (6-4, Sr., F)	1.4
42	James Dudley (6-5, Fr., F)	0.9
44	Robert Chapman (6-2, So., F/G)	4.4
45	Lindsay Hairston (6-7, Sr., C)	19.3
52	Jeffrey Tropf (6-7, Fr., C)	5.1

1975-76

(14-13 Overall; 10-8 - 4th Big Ten)

DATE	OPPONENT	MSU-OPP	W/L
12/1/75	CENTRAL MICHIGAN	69-61	W
12/6/75	Eastern Michigan	79-85	L
12/8/75	CANISIOUS	83-68	W
12/13/75	Western Michigan	68-78	L
12/16/75	NORTHERN MICHIGAN	81-65	W
12/20/75	N. Carolina St. (-/9)	75-95	L
12/22/75	Detroit	82-85	L
12/29/75	*Southern Miss.	89-77	W
12/30/75	*VCU	75-80	L
1/3/76	Wisconsin	63-70	L
1/5/76	Iowa	105-88	W
1/8/76	Northwestern	89-105	L
1/10/76	OHIO STATE	92-82	W
1/12/76	INDIANA (-/1)	57-69	L
1/17/76	Michigan (-/16)	63-66	L
1/24/76	Illinois	74-63	W
1/26/76	Purdue	66-65	W
1/31/76	MINNESOTA	75-63	W
2/2/76	NORTHWESTERN	91-71	W
2/7/76	Ohio State	83-82 ot	W
2/9/76	Indiana (-/1)	70-85	L
2/14/76	MICHIGAN (-/16)	64-81	L
2/21/76	ILLINOIS	69-59	W
2/23/76	PURDUE	89-76	W
2/28/76	Minnesota	61-71	L
3/1/76	Iowa	93-88	W
3/6/76	WISCONSIN	82-86	L

*VCU Invitational (Richmond, Va. - 2nd place)

1975-76 Roster

#	Name (Ht., Year, Pos.)	PPG
12	Milt Wiley (5-11, Fr., G)	1.6
15	Kevin Vandenbussche (6-4, Jr., G)	0.2
21	Paul Stoll (6-2, Jr., F/G)	0.0
22	Lovelle Rivers (6-5, Sr., C)	1.3
23	Benny White (5-9, Sr., G)	6.3
24	Cedric Milton (6-9, Sr., C)	6.5
25	Terry Furlow (6-5, Sr., F)	29.4
32	Greg Kelsner (6-6, Fr., F)	11.7
33	Edgar Wilson (6-5, Jr., F/G)	7.7
34	Ricky Nash (6-4, So., F)	0.9
41	Dan Riewald (6-5, Jr., F)	1.5
42	Tanya Webb (6-8, Fr., F/C)	1.5
44	Robert Chapman (6-2, Jr., G)	14.6
45	David Jordan (6-5, So., F)	---
52	Patrick Holeywinski (6-10, Sr., C)	0.6

JUD
HEATHCOTE

1976-95
340-220 (.607)



Jud Heathcote arrived at MSU in 1976 as an unknown from the west coast and left in 1995 as one of the most respected and admired coaches in all of college basketball. Heathcote came to MSU from Montana, where he had a career record of 80-53 with two Big Sky Championships. It took him just two seasons to return the Spartan program to greatness. In 1977-78, his team finished with a 25-5 overall record and won the Big Ten title. A year later, his 1978-79 squad captured the first NCAA National Championship in school history along with a Big Ten title. He also had the honor of coaching one of the top duos in Spartan history: Magic Johnson and Greg Kelsner. Heathcote's teams remained in the top half of the Big Ten for most of the 1980s, before returning to the top spot in 1990. He remained strong to the end of his career, finishing second in the Big Ten in his final season. After 19 seasons, he retired in 1995 with a MSU career mark of 340-220, including three Big Ten Titles and one National Championship. In 2001, Heathcote was honored by the National Association of Basketball Coaches with the Golden Anniversary Award for 50 years of service to college basketball. He is also a 2001 inductee to the MSU Athletics Hall of Fame. Heathcote passed away in 2017 at the age of 90.

1976-77

(12-15 Overall; 9-9 - 5th Big Ten)

DATE	OPPONENT	MSU-OPP	W/L
11/29/76	Central Michigan	76-81	L
12/4/76	WESTERN MICHIGAN	73-74	L
12/6/76	NORTH CAROLINA (-/9)	58-81	L
12/11/76	EASTERN MICHIGAN	54-52 ot	W
12/15/76	DETROIT	94-99	L
12/18/76	Canisius	82-59	W
12/20/76	NORTH CAROLINA ST.	78-60	W
12/29/76	*Holy Cross	61-70	L
12/30/76	*Jacksonville	63-65	L
1/6/77	WISCONSIN	84-61	W
1/8/77	NORTHWESTERN	68-70	L
1/15/77	MICHIGAN (-/6)	70-83	L
1/17/77	Indiana	61-60	W
1/20/77	ILLINOIS	67-58	W
1/22/77	PURDUE (-/19)	70-76	L
1/24/77	Minnesota (-/11)	70-75	W(F)
1/27/77	Northwestern	58-66	L
1/29/77	Wisconsin	83-87 3ot	L
2/5/77	INDIANA	79-81	L
2/7/77	Iowa	79-87	L
2/12/77	Ohio State	71-57	W
2/17/77	MINNESOTA (-/12)	77-99	W(F)
2/19/77	IOWA	81-79	W
2/26/77	Michigan (-/3)	65-69 ot	L
2/28/77	OHIO STATE	80-79	W
3/3/77	Purdue	69-78	L
3/5/77	Illinois	62-61	W

* Gator Bowl Tour. (Jacksonville, Fla. - 4th place)

1976-77 Roster

#	Name (Ht., Year, Pos.)	PPG
12	Terry Donnelly (6-2, Fr., G)	7.9
15	Ron Charles (6-7, Fr., F)	2.5
21	Donald Flowers (6-1, Jr., G)	0.0
22	Nate Phillips (6-4, Jr., F/G)	0.7
23	Kevin Vandenbussche (6-4, Sr., G)	0.4
24	Herbert Drayton (6-1, Jr., G)	0.3
25	Alfred Brown (6-6, So., F)	1.3
32	Greg Kelsner (6-7, So., F)	21.7
33	Edgar Wilson (6-5, Sr., F)	9.2
34	Ricky Nash (6-4, Jr., F)	0.0
41	Dan Riewald (6-5, Sr., F)	0.2
42	Tanya Webb (6-7, So., C)	3.9
44	Robert Chapman (6-2, Sr., G)	19.6
45	James Coutre (6-9, Jr., C)	5.9
52	Les DeYoung (6-9, Jr., C)	---
--	Mike Longaker (6-1, Fr., G)	0.2

1977-78

NCAA TOURNAMENT
BIG TEN CHAMPIONS

#4 AP/#5 UPI

(25-5 Overall; 15-3 - 1st Big Ten)

DATE	OPPONENT	MSU-OPP	W/L
11/28/77	CENTRAL MICHIGAN	68-61	W
12/2/77	*Rhode Island	92-64	W
12/3/77	*Syracuse (-/12)	67-75	L
12/8/77	WICHITA STATE	84-57	W
12/10/77	WESTERN MICHIGAN	79-57	W
12/19/77	MIDDLE TENN. ST.	72-51	W
12/21/77	Detroit (-/15)	103-74	W
12/29/77	**SMU	95-69	W
12/30/77	**New Hampshire	102-65	W
1/5/78	MINNESOTA (18/-)	87-83	W
1/7/78	WISCONSIN (18/-)	74-63	W
1/12/78	Illinois (12/-)	82-70	W
1/14/78	Northwestern (12/-)	67-63	W
1/19/78	PURDUE (10/-)	60-51	W
1/21/78	IOWA (10/-)	68-58	W
1/28/78	Ohio State (7/-)	70-60	W
1/30/78	Indiana (7/-)	66-71	L
2/2/78	MICHIGAN (7/-)	63-65	L
2/4/78	INDIANA (7/-)	68-59	W
2/9/78	Iowa (10/-)	71-70	W
2/11/78	Michigan (10/-)	73-62	W
2/16/78	Purdue (10/-)	80-99	L
2/18/78	OHIO STATE (10/-)	79-74	W
2/23/78	NORTHWESTERN (10/-)	66-56	W
2/25/78	ILLINOIS (10/-)	89-67	W
3/2/78	Wisconsin (9/-)	89-75	W
3/4/78	Minnesota (9/-)	71-70	W
3/11/78	#Providence (6/-)	77-63	W
3/16/78	%Western Ky. (4/-)	90-69	W
3/18/78	%Kentucky (4/1)	49-52	L

* Carrier Classic (Syracuse, N.Y. - 2nd place)

** Old Dominion Classic (Norfolk, Va. - 1st place)

% NCAA Tournament (Indianapolis, Ind.)

% NCAA Tournament (Dayton, Ohio)

1977-78 Roster

#	Name (Ht., Year, Pos.)	PPG
11	Terry Donnelly (6-2, So., G)	6.0
12	Mike Brkovich (6-4, Fr., G/F)	2.3
15	Ron Charles (6-7, So., F)	6.3
21	Donald Flowers (6-2, Sr., G)	1.0
22	Nate Phillips (6-4, Sr., F)	0.0
23	Mike Longaker (6-1, So., G)	0.0
24	Len Williams (6-0, So., G)	2.2
25	Alfred Brown (6-6, Sr., F)	1.4
31	Jay Vincent (6-8, Fr., C)	11.3
32	Greg Kelsner (6-7, Jr., F)	17.7
33	Earvin Johnson (6-8, Fr., F)	17.0
41	Dan Riewald (6-5, Sr., G)	0.5
42	Rick Kaye (6-7, Fr., F)	0.0
43	Sten Feldreich (7-0, Fr., C)	1.6
44	Robert Chapman (6-2, Sr., G)	12.3
45	James Coutre (6-9, Sr., C)	1.8

YEAR-BY-YEAR RESULTS

1978-79

NATIONAL CHAMPIONS BIG TEN CHAMPIONS

#3 AP/#4 UPI

(26-6 Overall; 13-5 - T-1st Big Ten)

DATE	OPPONENT	MSU-OPP	W/L
11/27/78	CENTRAL MICH. (7/-)	71-54	W
12/9/78	CAL ST FULLERTON (4/-)	92-89	W
12/13/78	Western Mich. (3/-)	109-69	W
12/16/78	North Carolina (3/13)	69-70	L
12/19/78	ICincinnati (5/-)	63-52	W
12/28/78	#Washington St. (4/-)	98-52	W
12/29/78	#Oregon State (4/-)	65-57	W
12/30/78	#Indiana (4/-)	74-57	W
1/4/79	WISCONSIN (1/-)	84-55	W
1/6/79	MINNESOTA (1/-)	69-62	W
1/11/79	Illinois (1/4)	55-57	L
1/13/79	Purdue (1/-)	50-52	L
1/18/79	INDIANA (6/-)	82-58	W
1/20/79	IOWA (4/-)	83-72	ot W
1/25/79	Michigan (4/-)	48-49	L
1/27/79	Northwestern (4/-)	65-83	L
2/1/79	OHIO STATE (4/13)	84-79	ot W
2/3/79	NORTHWESTERN (4/4)	61-50	W
2/4/79	KANSAS (4/-)	85-61	W
2/8/79	Iowa (10/15)	60-57	W
2/15/79	Ohio State (10/13)	73-57	W
2/15/79	Indiana (8/-)	59-47	W
2/17/79	MICHIGAN (8/-)	80-57	W
2/22/79	PURDUE (7/18)	73-67	W
2/24/79	ILLINOIS (7/-)	76-62	W
3/1/79	Minnesota (4/-)	76-63	W
3/3/79	Wisconsin (4/-)	81-83	L
3/11/79	*Lamar (4/-)	95-64	W
3/16/79	**Louisiana St. (3/7)	87-71	W
3/18/79	**Notre Dame (3/4)	80-68	W
3/24/79	%Pennsylvania (3/14)	101-67	W
3/26/79	%Indiana State (3/1)	75-64	W

Far West Classic (Portland, Ore. - 1st place)
! played at Pontiac Silverdome

* NCAA Tournament (Murfreesboro, Tenn.)

% NCAA Tournament (Indianapolis, Ind.)

** NCAA Final Four (Salt Lake City, Utah)

1978-79 Roster

#	Name (Ht., Year, Pos.)	PPG
10	Greg Lloyd (6-1, Jr., G)	1.4
11	Terry Donnelly (6-2, Jr., G)	6.6
12	Mike Brkovich (6-4, So., G)	7.0
15	Ron Charles (6-7, Jr., F)	8.8
21	Don Brkovich (6-6, Fr., F)	0.6
23	Mike Longaker (6-1, Jr., G)	1.4
24	Jaimie Huffman (6-3, So., G)	0.3
25	Gerald Busby (6-4, Fr., G)	2.3
31	Jay Vincent (6-8, So., C)	12.7
32	Greg Kelsner (6-7, Sr., F)	18.8
33	Earvin Johnson (6-8, So., G)	17.1
35	Rob Gonzalez (6-7, Fr., F)	1.7
42	Richard Kaye (6-7, So., F)	1.3
43	Gerald Gilkie (6-7, So., F)	0.6

1979-80

(12-15 Overall; 6-12 - 9th Big Ten)

DATE	OPPONENT	MSU-OPP	W/L
11/30/79	*Princeton	60-46	W
12/1/79	*St. John's (-/16)	73-88	L
12/6/79	LONG BEACH STATE	87-73	W
12/10/79	PORTLAND STATE	88-54	W
12/14/79	Wichita State	54-55	L
12/18/79	Central Michigan	95-76	W
12/20/79	Detroit	63-57	W
12/28/79	**Weber State	61-63	L

12/29/79	**Loyola Marymount	82-65	W
1/3/80	PURDUE (-/8)	73-74	L
1/5/80	MINNESOTA	80-93	L
1/10/80	Northwestern	61-65	L
1/12/80	Indiana (-/19)	64-72	L
1/17/80	WISCONSIN	62-61	W
1/19/80	IOWA (-/13)	75-67	W
1/24/80	Michigan	59-58	ot W
1/26/80	Illinois	65-74	L
1/31/80	OHIO STATE (-/6)	74-54	W
2/2/80	ILLINOIS	68-59	W
2/7/80	Iowa	39-44	ot L
2/9/80	Ohio State (-/13)	59-71	L
2/14/80	Wisconsin	66-80	L
2/16/80	MICHIGAN	82-74	W
2/21/80	INDIANA (-/19)	72-75	L
2/23/80	NORTHWESTERN	73-75	3ot L
2/28/80	Minnesota	73-87	L
3/1/80	Purdue (-/18)	73-91	L

* Lapchick Memorial Tour. (Jamaica, N.Y. - 2nd place)

** Las Vegas Holiday Classic (Las Vegas, Nev. - 3rd place)

1979-80 Roster

#	Name (Ht., Year, Pos.)	PPG
5	Kevin Smith (6-1, So., G)	8.4
11	Terry Donnelly (6-2, Sr., G)	8.8
12	Mike Brkovich (6-4, Jr., F/G)	8.8
15	Ron Charles (6-8, Sr., F)	14.5
21	Don Brkovich (6-6, So., F)	1.0
22	Bill Cawood (6-6, Fr., G)	0.5
23	Mike Longaker (6-2, Sr., G)	1.2
30	Kurt James (6-7, Jr., F)	1.5
31	Jay Vincent (6-8, Jr., C)	21.5
35	Rob Gonzalez (6-7, So., F)	2.3
41	Derek Perry (6-6, Fr., F)	2.4
42	Richard Kaye (6-6, Jr., F)	1.0
44	Herb Bostic (6-4, Fr., F)	1.1
52	Steve Bates (6-10, So., C)	0.7

1980-81

(13-14 Overall; 7-11 - 8th Big Ten)

DATE	OPPONENT	MSU-OPP	W/L
11/28/80	*WESTERN MICHIGAN	89-77	W
11/29/80	*CENTRAL MICHIGAN	66-89	L
12/4/80	Long Beach State	71-60	W
12/6/80	Cal State Fullerton	58-42	W
12/12/80	EASTERN MICHIGAN	73-63	W
12/16/80	Brigham Young (-/18)	50-82	L
12/19/80	**Utah State	70-74	L
12/20/80	**Providence	77-76	W
12/27/80	ST. JOSEPH	71-67	W
1/8/81	Indiana	43-55	L
1/10/81	Iowa (-/11)	57-65	L
1/15/81	MINNESOTA (-/20)	77-86	L
1/17/81	NORTHWESTERN	80-74	W
1/22/81	Wisconsin	62-63	L
1/24/81	Purdue	74-68	W
1/29/81	ILLINOIS	70-71	L
1/31/81	OHIO STATE	60-54	W
2/5/81	Michigan (-/14)	77-79	ot L
2/7/81	Ohio State	61-73	L
2/12/81	PURDUE	48-63	L
2/14/81	MICHIGAN (-/13)	70-66	W
2/19/81	WISCONSIN	74-65	W
2/21/81	Illinois (-/15)	62-82	L
2/26/81	Northwestern	74-61	W
2/28/81	Minnesota	89-92	2ot L
3/5/81	IOWA (-/8)	71-70	ot W
3/7/81	INDIANA (-/14)	48-69	L

* Spartan Outlast Classic (2nd place)

** Industrial National Classic (Providence, R.I. - 3rd place)

1980-81 Roster

#	Name (Ht., Year, Pos.)	PPG
5	Kevin Smith (6-2, Jr., G)	13.5
10	Tim Gore (6-4, Fr., G)	1.1
12	Mike Brkovich (6-5, Sr., G)	8.2
15	Bob Fossum (5-9, Fr., G)	0.2
20	Ben Tower (6-8, Fr., F)	5.0
22	Bill Cawood (6-7, So., G)	0.8
23	Randy Morrison (6-2, Fr., G)	3.4
24	Richard Mudd (6-9, Fr., F)	0.0
30	Kurt James (6-7, Sr., F)	---
31	Jay Vincent (6-8, Sr., F/C)	22.6
41	Derek Perry (6-6, So., F)	7.5
42	Richard Kaye (6-6, Sr., F)	3.3
44	Herb Bostic (6-4, So., F/G)	2.4
45	Kevin Radelet (5-11, Jr., G)	0.2
46	George Cooper	2.7
52	Steve Bates (6-10, Jr., C)	0.6

1981-82

(12-16 Overall; 7-11 - T-7th Big Ten)

DATE	OPPONENT	MSU-OPP	W/L
11/27/81	*CENTRAL MICHIGAN	89-70	W
11/28/81	*WESTERN MICHIGAN	79-83	L
12/2/81	Detroit	65-62	ot W
12/5/81	Kansas	56-74	L
12/12/81	CINCINNATI	45-56	L
12/15/81	UW-GREEN BAY	49-48	ot W
12/19/81	MARSHALL	101-82	W
12/28/81	**North Carolina St.	46-67	L
12/29/81	**Cal St. Fullerton	51-50	ot W
12/30/81	**Hawaii	61-62	L
1/7/82	INDIANA	65-58	W
1/9/82	MINNESOTA (-/6)	58-64	L
1/14/82	Purdue	47-53	L
1/16/82	Illinois	51-55	L
1/21/82	Michigan	64-62	W
1/23/82	WISCONSIN	68-58	W
1/28/82	IOWA (-/6)	56-57	L
1/30/82	NORTHWESTERN	64-61	W
2/4/82	Ohio State	49-50	ot L
2/6/82	Northwestern	43-48	L
2/11/82	MICHIGAN	66-55	W
2/13/82	OHIO STATE	46-51	L
2/18/82	Iowa (-/7)	53-59	L
2/20/82	Wisconsin	60-65	W(F)
2/25/82	ILLINOIS	56-47	W
2/27/82	PURDUE	49-51	L
3/4/82	Minnesota (-/7)	51-54	L
3/6/82	Indiana	58-74	L

* Spartan Outlast Classic (2nd place)

** Rainbow Classic (Honolulu, Hawaii - 6th place)

1981-82 Roster

#	Name (Ht., Year, Pos.)	PPG
5	Kevin Smith (6-2, Sr., G)	15.6
10	Tim Gore (6-4, So., G)	0.4
11	Sam Vincent (6-2, Fr., G)	11.7
20	Ben Tower (6-8, So., F)	5.4
22	Bill Cawood (6-7, Jr., F)	0.5
23	Randy Morrison (6-2, So., G)	5.0
24	Richard Mudd (6-9, So., F/C)	3.3
30	Kurt James (6-7, Sr., F)	1.5
35	Larry Polec (6-8, Fr., F)	---
41	Derek Perry (6-6, Jr., F)	8.6
42	Kevin Willis (7-0, So., C)	6.0
43	Evaristo Perez	2.0
44	Herb Bostic (6-4, Jr., F/G)	1.0
50	Cleveland Bibbens (6-6, So., F)	2.8
52	Steve Bates (6-10, Sr., C)	0.5

YEAR-BY-YEAR RESULTS

1982-83

(17-13 Overall; 9-9 - T-6th Big Ten)

DATE	OPPONENT	MSU-OPP	W/L
11/26/82	*WESTERN MICHIGAN	72-65	W(F)
11/27/82	*CENTRAL MICHIGAN	62-47	W
11/29/82	Boise State	71-59	W
12/4/82	BRIGHTMAN YOUNG	63-55	W
12/11/82	N. Carolina St. (-/18)	41-45	L
12/13/82	Cincinnati	70-69	W
12/18/82	DETROIT	75-72	OT W
12/21/82	CLEVELAND STATE	95-56	W
12/28/82	**S.W. Louisiana	66-71	L
12/29/82	**Tulane	58-81	L
1/5/83	Iowa (-/8)	61-59	W
1/8/83	Northwestern	51-62	L
1/13/83	WISCONSIN	86-66	W
1/15/83	MINNESOTA (-/17)	67-69	L
1/20/83	Indiana (-/2)	85-89	L
1/22/83	Ohio State	69-74	L
1/27/83	ILLINOIS	71-78	L
1/29/83	PURDUE	83-67	W
2/5/83	Michigan	70-65	W
2/12/83	MICHIGAN	67-74	L
2/17/83	Purdue	55-61	L
2/19/83	Illinois	61-69	L
2/24/83	OHIO ST. (-/15)	101-94	3ot W
2/26/83	INDIANA (-/4)	62-54	W
3/3/83	Minnesota	79-67	W
3/5/83	Wisconsin	91-65	W
3/9/83	NORTHWESTERN	63-58	W
3/12/83	IOWA	57-75	L
3/18/83	*BOWLING GREEN	72-71	W
3/21/83	*FRESNO STATE	58-72	L

* Spartan Cutlass Classic (1st place)

** Sugar Bowl Tournament (New Orleans, La. - 4th place)

National Invitation Tournament (East Lansing)

1982-83 Roster

#	Name (Ht., Year, Pos.)	PPG
10	Tim Gore (6-4, Jr., G)	0.3
11	Sam Vincent (6-2, So., G)	16.6
14	Matt Carrington (6-1, So., G)	0.3
15	Ralph Walker (6-8, Fr., F)	1.3
20	Ben Tower (6-8, Jr., F)	5.9
22	Bill Cawood (6-7, Sr., G/F)	1.2
24	Richard Mudd (6-9, Jr., F/C)	2.5
25	Scott Skiles (6-1, Fr., G)	12.5
35	Larry Polec (6-8, Sr., F)	4.5
40	Paul Horton (6-9, So., C)	---
41	Derek Perry (6-6, Sr., F)	9.1
42	Kevin Willis (7-0, Jr., C)	13.3
44	Patrick Ford (6-5, Fr., G/F)	4.7
45	Sterling William (6-6, Jr., F)	---

1983-84

(16-12 Overall; 9-9 - 5th Big Ten)

DATE	OPPONENT	MSU-OPP	W/L
11/25/83	*CENTRAL MICH. (12-)	73-52	W
11/26/83	*WESTERN MICH. (12-)	81-52	W
12/1/83	St. Peter's (11/-)	66-73	L
12/3/83	ILL.-CHICAGO (11/-)	99-82	W
12/12/83	Cleveland St. (17/-)	71-62	W
12/15/83	BROOKLYN (17/-)	85-72	W
12/22/83	Missouri	66-79	L
12/28/83	*Alabama	69-81	L
12/29/83	**Nebraska	58-45	W
1/4/84	IOWA	73-72	W
1/7/84	NORTHWESTERN	69-76	L
1/12/84	Wisconsin	74-81	W(F)
1/14/84	Minnesota	61-69	L
1/19/84	INDIANA	62-70	OT L
1/21/84	OHIO STATE	68-82	L
1/26/84	Illinois (-/9)	40-46	L

1/28/84	Purdue	54-72	L
2/2/84	MICHIGAN	72-67	W
2/5/84	OREGON STATE	56-55	W
2/11/84	Michigan	61-71	L
2/16/84	PURDUE (-/11)	63-53	W
2/19/84	ILLINOIS (-/7)	53-70	L
2/22/84	Ohio State	70-86	L
2/26/84	Indiana	57-54	W
3/1/84	MINNESOTA	83-62	W
3/3/84	WISCONSIN	78-59	W
3/8/84	Northwestern	63-55	W
3/11/84	Iowa	51-44	W

* Spartan Cutlass Classic (1st place)

** Cotton States Classic (Atlanta, Ga. - 3rd place)

1983-84 Roster

#	Name (Ht., Year, Pos.)	PPG
00	Ken Johnson (6-8, Jr., F)	8.5
4	Scott Skiles (6-1, So., G)	14.5
10	Tim Gore (6-4, Sr., G)	0.2
11	Sam Vincent (6-2, Jr., G)	15.6
13	Darryl Johnson (6-2, Fr., G)	6.0
15	Ralph Walker (6-8, So., F)	1.7
20	Ben Tower (6-8, Sr., F)	5.8
21	Greg Pedro (6-4, Fr., G)	1.0
24	Richard Mudd (6-9, Sr., F/C)	1.0
35	Larry Polec (6-8, Jr., F)	6.0
40	Barry Fordham (6-8, Fr., F)	0.5
42	Kevin Willis (7-0, Sr., C)	11.0
44	Patrick Ford (6-5, So., G/F)	6.1

1984-85

NCAA TOURNAMENT

#20 UPI

(19-10 Overall; 10-8 - T-5th Big Ten)

DATE	OPPONENT	MSU-OPP	W/L
11/24/84	Canisius	80-71	W
11/30/84	**WESTERN MICHIGAN	77-61	W
12/1/84	**ARMY	76-64	W
12/10/84	ST. PETER'S	50-38	W
12/12/84	Western Illinois	93-61	W
12/15/84	MISSOURI	79-61	W
12/18/84	George Washington	68-54	W
12/22/84	Illinois-Chicago	81-60	W
12/28/84	#Boston College	78-82	L
12/29/84	#San Diego State	77-61	W
1/3/85	OHIO STATE	82-79	W
1/5/85	INDIANA (-/12)	68-61	W
1/10/85	Purdue (17/-)	81-72	ot W
1/12/85	Illinois (17/15)	63-75	L
1/17/85	IOWA (19/-)	65-79	L
1/19/85	MINNESOTA (19/-)	75-81	L
1/24/85	Michigan (-/18)	75-86	L
1/31/85	Wisconsin	77-68	W
2/2/85	Northwestern	68-54	W
2/7/85	ILLINOIS (-/9)	64-56	W
2/9/85	PURDUE	65-66	L
2/13/85	Minnesota	64-73	L
2/16/85	Iowa (-/11)	57-55	W
2/23/85	MICHIGAN (-/3)	73-75	L
2/27/85	NORTHWESTERN	61-47	W
3/2/85	WISCONSIN	82-63	W
3/7/85	Indiana	68-58	W
3/9/85	Ohio State	79-90	L
3/15/85	*Ala.-Birmingham	68-70	L

* NCAA Tournament (Houston, Texas)

** Spartan Cutlass Classic (1st place)

Cabrillo Classic (San Diego, Calif. - 3rd place)

1984-85 Roster

#	Name (Ht., Year, Pos.)	PPG
00	Ken Johnson (6-8, Sr., F/C)	10.8
4	Scott Skiles (6-1, Jr., G)	17.7
11	Sam Vincent (6-2, Sr., G)	23.0

13	Darryl Johnson (6-2, So., G)	5.3
15	Ralph Walker (6-8, Jr., F)	2.3
20	Greg Vanek (6-6, Jr., F)	0.3
21	Greg Pedro (6-4, So., G)	1.0
24	Richard Mudd (6-9, Sr., F)	3.9
30	Jim Sarkine (6-9, Fr., F)	---
35	Larry Polec (6-8, Sr., G/F)	8.7
40	Barry Fordham (6-8, So., F/C)	1.1
44	Scott Sekal (6-8, Fr., F)	---
45	Carlton Valentine (6-6, Fr., F)	1.6
55	Mario Izzo (6-11, Fr., C)	---

1985-86

NCAA TOURNAMENT

#18 AP/#18 UPI/#12 USA Today

(23-8 Overall; 12-6 - 3rd Big Ten)

DATE	OPPONENT	MSU-OPP	W/L
11/23/85	WESTERN ILLINOIS	98-63	W
11/26/85	MAINE	89-58	W
11/29/85	*CENTRAL MICHIGAN	103-60	W
11/30/85	**WESTERN MICHIGAN	84-64	W
12/4/85	GEORGE WASHINGTON	87-61	W
12/12/85	CANISLIUS	90-61	W
12/14/85	Iowa State	80-82	ot L
12/21/85	ILLINOIS-CHICAGO	99-74	W
12/27/85	#Massachusetts	93-45	W
12/28/85	#New Mexico	76-61	W
1/2/86	Ohio State	73-84	L
1/5/86	Indiana (-/15)	77-74	W
1/9/86	PURDUE (-/20)	83-88	L
1/12/86	ILLINOIS (-/18)	58-51	W
1/16/86	Iowa	71-82	L
1/18/86	Minnesota	71-76	L
1/25/86	MICHIGAN (-/6)	91-79	W
1/30/86	WISCONSIN	83-81	W
2/1/86	NORTHWESTERN	97-69	W
2/6/86	Illinois	84-80	W
2/8/86	Purdue	82-88	L
2/13/86	IOWA	83-73	W
2/15/86	MINNESOTA	76-66	W
2/20/86	Michigan (19/7)	74-59	W
2/27/86	Northwestern (17/-)	82-48	W
3/2/86	Wisconsin (17/-)	84-71	W
3/5/86	INDIANA (17/16)	79-97	L
3/8/86	OHIO STATE (17/-)	91-81	W
3/13/86	*Washington (18/-)	72-70	W
3/15/86	*Georgetown (18/13)	80-68	W
3/21/86	@Kansas (18/2)	86-96	ot L

* NCAA Tournament (Dayton, Ohio)

@ NCAA Tournament (Kansas City, Kan.)

** Spartan Cutlass Classic (1st place)

Lobo Classic (Albuquerque, N.M. - 1st place)

1985-86 Roster

#	Name (Ht., Year, Pos.)	PPG
00	Keith Hill (6-4, Fr., G)	2.0
4	Scott Skiles (6-1, Sr., G)	27.4
13	Darryl Johnson (6-2, Jr., G)	16.6
15	Ralph Walker (6-8, Sr., F)	2.8
22	Andre Rison (6-0, Fr., G)	0.0
23	Vernon Carr (6-6, Jr., G)	13.8
24	Mark Brown (6-0, Fr., G)	2.3
30	Jim Sarkine (6-9, Fr., G)	0.3
34	David Mueller (6-9, Fr., F/C)	2.1
35	Larry Polec (6-8, Sr., F)	10.7
40	Barry Fordham (6-8, Jr., C/F)	2.8
42	Todd Wolfe (6-5, Fr., G/F)	4.0
44	Scott Sekal (6-8, Fr., F)	2.0
45	Carlton Valentine (6-6, So., F)	6.0
55	Mario Izzo (6-11, Fr., C)	0.5



YEAR-BY-YEAR RESULTS

1986-87

(11-17 Overall; 6-12 - 7th Big Ten)

DATE	OPPONENT	MSU-OPP	W/L
11/28/86	*EASTERN MICHIGAN	99-83	W
11/29/86	*NAVY	90-91	L
12/2/86	BROOKLYN	80-62	W
12/4/86	Maine	81-84	L
12/6/86	George Washington	77-62	W
12/13/86	IOWA STATE	86-85	W
12/16/86	Illinois-Chicago	65-74	L
12/20/86	Texas Christian	47-66	L
12/29/86	%Brigham Young	88-96	L
12/30/86	%Wake Forest	71-62	W
1/3/87	Purdue (-2)	72-87	L
1/5/87	Illinois (-16)	72-79	L
1/8/87	INDIANA (-4)	60-79	L
1/10/87	OHIO STATE	90-80	W
1/15/87	Michigan	70-74	L
1/22/87	Wisconsin	81-78	W
1/26/87	Northwestern	65-67	L
1/29/87	IOWA (-2)	75-89	L
1/31/87	MINNESOTA	72-60	W
2/4/87	Indiana (-2)	80-84	L
2/9/87	Ohio State	72-90	L
2/15/87	MICHIGAN	90-81	W
2/19/87	NORTHWESTERN	96-71	W
2/21/87	WISCONSIN	63-65	L
2/26/87	Iowa (-7)	64-93	L
2/28/87	Minnesota	77-67	W
3/4/87	PURDUE (-3)	59-69	L
3/7/87	ILLINOIS	64-77	L

* Spartan Cutlass Classic (2nd place)

% Cable Car Classic (Santa Clara, Calif. - 3rd place)

1986-87 Roster

#	Name (Ht., Year., Pos.)	PPG
10	Kirk Manns (6-1, Fr., G)	7.3
13	Darryl Johnson (6-2, Sr., G)	22.1
20	Ken Redfield (6-7, Fr., F)	1.4
23	Vernon Carr (6-6, Sr., G/F)	13.8
24	Mark Brown (6-0, So., G)	---
30	Jim Sarkine (6-9, So., F)	0.3
34	David Mueller (6-9, So., F/C)	---
35	Ed Wright (6-6, Jr., G/F)	4.1
40	Barry Fordham (6-8, Sr., F/C)	5.8
41	George Papadakos (7-0, Jr., C)	3.4
42	Todd Wolfe (6-5, So., G/F)	5.3
43	Bobby Worthington (6-7, Jr., F)	1.9
44	Scott Sekal (6-8, So., F)	0.9
45	Carlton Valentine (6-5, Jr., F)	11.1
55	Mario Izzo (6-11, So., C)	0.6

1987-88

(10-18 Overall; 5-13 - 8th Big Ten)

DATE	OPPONENT	MSU-OPP	W/L
11/27/87	DETROIT	65-63	W
12/2/87	MAINE	87-44	W
12/5/87	GEORGE WASHINGTON	64-65	L
12/12/87	TEXAS CHRISTIAN	69-52	W
12/15/87	ILLINOIS-CHICAGO	78-64	W
12/17/87	Eastern Michigan	80-84	ot W
12/19/87	Austin Peay	77-85	L
12/22/87	SAN JOSE STATE	82-68	W
12/29/87	%Arizona (-1)	58-78	L
12/30/87	%Florida (-8)	59-83	L
1/7/88	Wisconsin	72-78	2ot L
1/9/88	Illinois (-19)	62-77	L
1/14/88	MICHIGAN (-10)	72-90	L
1/16/88	INDIANA (-15)	75-74	ot W
1/20/88	Purdue (-5)	67-78	L
1/27/88	MINNESOTA	56-59	L
2/1/88	OHIO STATE	76-64	W

2/4/88	Northwestern	65-64	W
2/6/88	Iowa (-13)	72-101	L
2/10/88	PURDUE (-2)	70-72	L
2/13/88	ILLINOIS	65-83	L
2/18/88	Indiana	58-95	L
2/22/88	Michigan (-10)	67-77	L
2/27/88	Ohio State	78-77	ot W
3/3/88	IOWA (-11)	87-103	L
3/5/88	Minnesota	61-62	L
3/10/88	NORTHWESTERN	55-53	W
3/12/88	WISCONSIN	69-71	L

% Fiesta Basketball Classic (Tucson, Ariz. - 4th place)

1987-88 Roster

#	Name (Ht., Year., Pos.)	PPG
10	Kirk Manns (6-1, So., G)	5.0
20	Ken Redfield (6-7, So., F)	11.7
21	Steve Smith (6-6, Fr., G/F)	10.7
22	Andre Rison (6-0, Jr., G)	1.3
23	Jesse Hall (6-3, Fr., G)	3.3
24	Todd Wolfe (6-5, Jr., G)	4.4
30	Jim Sarkine (6-9, Sr., F)	0.0
34	David Mueller (6-9, So., F/C)	0.5
35	Ed Wright (6-6, Sr., G/F)	6.2
41	George Papadakos (7-0, Sr., C)	10.1
43	Bobby Worthington (6-7, Sr., F)	4.0
44	Scott Sekal (6-8, Sr., F)	1.5
45	Carlton Valentine (6-5, Sr., F)	13.3
55	Mario Izzo (6-11, Sr., C)	1.0

1988-89

(18-15 Overall; 6-12 - T-8th Big Ten)

DATE	OPPONENT	MSU-OPP	W/L
11/28/88	FURMAN	98-68	W
11/30/88	Nebraska	77-75	W
12/10/88	BOWLING GREEN	89-72	W
12/13/88	ILLINOIS-CHICAGO	96-74	W
12/15/88	Detroit	96-91	ot W
12/17/88	AUSTIN PEAY	70-60	W
12/22/88	EASTERN MICHIGAN	91-76	W
12/28/88	%Colorado	60-57	W
12/29/88	%Oregon State	58-63	L
12/30/88	%Oregon	76-61	W
1/5/89	IOWA (-9)	82-93	L
1/7/89	Illinois (-3)	54-71	L
1/11/89	Northwestern	64-62	W
1/14/89	OHIO STATE (-18)	81-83	L
1/21/89	Indiana (-19)	60-75	L
1/25/89	PURDUE	106-83	W
1/28/89	MINNESOTA	73-64	W
2/2/89	Wisconsin	64-69	ot L
2/4/89	Michigan (-11)	66-82	L
2/11/89	Ohio State (-16)	75-81	L
2/16/89	ILLINOIS (-5)	56-75	L
2/18/89	Purdue	63-87	L
2/23/89	INDIANA (-4)	65-76	L
2/25/89	NORTHWESTERN	80-65	W
2/27/89	MICHIGAN (-13)	52-79	L
3/2/89	Iowa (-11)	83-81	W
3/8/89	Minnesota	61-77	L
3/11/89	WISCONSIN	70-61	W
3/16/89	#Kent State	83-69	W
3/20/89	*WICHITA STATE	79-67	W
3/22/89	**Villanova	70-63	W
3/27/89	%St. Louis	64-74	L
3/29/89	%Ala.-Birmingham	76-78	ot L

% Far West Classic (Portland, Ore. - 3rd place)

National Invitation Tournament (Detroit, Mich.)

* National Invitation Tournament (East Lansing)

** National Invitation Tournament (Philadelphia, Pa.)

% National Invitation Tournament (New York, N.Y.)

1988-89 Roster

#	Name (Ht., Year., Pos.)	PPG
10	Kirk Manns (6-1, Jr., G)	11.9
11	Mark Montgomery (6-2, Fr., G)	3.7

20	Ken Redfield (6-7, Jr., F)	13.9
21	Steve Smith (6-6, So., G)	17.7
22	Jeff Casler (6-0, So., G)	0.8
23	Jesse Hall (6-3, So., G)	3.4
24	Todd Wolfe (6-5, Sr., G/F)	8.1
25	Jon Zulauf (6-7, Fr., F)	0.0
30	Jim Sarkine (6-9, Sr., F)	0.1
34	David Mueller (6-9, Jr., C)	0.3
35	Matt Steigenga (6-7, Fr., F)	8.7
42	Parish Hickman (6-7, Fr., F)	5.1
44	Scott Sekal (6-8, Sr., F)	1.8
54	Mike Peplowski (6-10, Fr., C)	---

1989-90

NCAA TOURNAMENT

BIG TEN CHAMPIONS

#4 AP/#4 UPI/#7 USA Today

(28-6 Overall; 15-3 - 1st Big Ten)

DATE	OPPONENT	MSU-OPP	W/L
11/24/89	%Auburn	92-79	W
11/25/89	%Texas A&M	87-75	W
11/27/89	%Kansas State	73-68	W
11/29/89	NEBRASKA	80-69	W
12/2/89	Furman	84-63	W
12/9/89	AUSTIN PEAY	88-76	W
12/12/89	Ill.-Chicago (25/-)	57-65	L
12/16/89	DETROIT (25/-)	94-65	W
12/18/89	BOWLING GREEN (25/-)	79-81	L
12/20/89	Evansville (25/-)	80-66	W
12/23/89	EASTERN MICH. (25/-)	87-73	W
12/29/89	#SAN JOSE STATE	88-61	W
1/20/89	%PRINCETON	51-49	W
1/26/90	Wisconsin	64-61	W
1/11/90	OHIO STATE	78-68	W
1/13/90	IOWA	87-80	W
1/18/90	Illinois (-7)	64-73	L
1/20/90	NORTHWESTERN	91-80	W
1/24/90	Indiana (-12)	75-57	W
1/27/90	Michigan (-7)	63-65	L
2/1/90	MINNESOTA (-19)	74-79	L
2/3/90	Purdue (-8)	64-53	W
2/8/90	WISCONSIN (23/-)	60-57	W
2/10/90	Ohio State (23/-)	84-75	W
2/12/90	Iowa (23/-)	80-70	W
2/17/90	ILLINOIS (21/15)	70-63	W
2/25/90	INDIANA (15/25)	72-66	W
3/1/90	MICHIGAN (14/8)	78-70	W
3/3/90	Minnesota (14/17)	75-73	ot W
3/8/90	Northwestern (7/-)	84-68	W
3/11/90	PURDUE (7/10)	72-78	W
3/15/90	\$Murray St. (3/-)	75-71	ot W
3/17/90	\$UCSB (3/-)	62-58	W
3/23/90	&Georgia Tech (3/9)	80-81	ot L

% Great Alaska Shootout (Anchorage, Alaska - 1st place)

Oldsmobile Spartan Classic (1st place)

\$ NCAA Tournament (Knoxville, Tenn.)

& NCAA Tournament (New Orleans, La.)

1989-90 Roster

#	Name (Ht., Year., Pos.)	PPG
10	Kirk Manns (6-1, Sr., G)	15.3
11	Mark Montgomery (6-2, So., G)	3.6
20	Ken Redfield (6-7, Sr., F)	11.6
21	Steve Smith (6-6, Jr., G)	20.2
22	Jeff Casler (6-0, Jr., G)	0.8
23	Jesse Hall (6-3, Jr., G)	1.0
24	Todd Wolfe (6-5, Sr., G)	2.1
25	Jon Zulauf (6-6, Fr., F)	0.7
31	Dwayne Stephens (6-7, Fr., F)	4.3
34	Dave Mueller (6-9, Sr., C)	0.3
35	Matt Steigenga (6-7, So., F)	10.4
42	Parish Hickman (6-7, So., F)	6.3
44	Mike Hofkamp (6-10, Fr., C)	---
54	Mike Peplowski (6-10, Fr., C)	5.3

YEAR-BY-YEAR RESULTS

1990-91

NCAA TOURNAMENT

#14 AP#22 UPI

(19-11 Overall; 11-7 T-3rd Big Ten)

DATE	OPPONENT	MSU-OPP	W/L
11/23/90	Furman (4/-)	78-73	W
11/28/90	Nebraska (5/-)	69-71	L
12/1/90	Bowling Green (5/-)	85-98	L
12/8/90	Detroit (19/-)	83-61	W
12/13/90	Cincinnati (21/-)	65-63	W
12/15/90	IUNLV (21/1)	75-95	L
12/18/90	EVANSVILLE (24/-)	81-76	W
12/20/90	CENTRAL MICH. (24/-)	74-61	W
12/28/90	#GEORGE MASON (25/-)	97-72	W
12/29/90	#LOUISIANA TECH (25/-)	77-62	W
1/3/91	MICHIGAN (25/-)	85-70	W
1/5/91	Iowa (25/22)	66-79	L
1/10/91	WISCONSIN	65-50	W
1/12/91	NORTHWESTERN	66-59	W
1/17/91	Illinois	71-68	W
1/19/91	MINNESOTA	73-64	W
1/23/91	Purdue (22/-)	51-62	L
1/26/91	Indiana (22/3)	63-97	L
1/31/91	OHIO STATE (-/3)	75-61	W
2/7/91	IOWA (25/-)	67-71	L
2/9/91	Wisconsin (25/-)	78-84	2ot L
2/14/91	Northwestern	55-23	W
2/16/91	ILLINOIS	62-58	W
2/23/91	PURDUE	75-58	W
2/25/91	Minnesota	74-72	W
2/28/91	INDIANA (-/5)	56-62	L
3/3/91	Ohio State (-/2)	64-65	L
3/9/91	Michigan	66-59	W
3/15/91	SJW-Green Bay	60-58	W
3/17/91	Utah (-/10)	84-85	2ot L

I played at Palace of Auburn Hills

Oldsmobile Spartan Classic (1st place)

\$ NCAA Tournament (Tucson, Ariz.)

1990-91 Roster

#	Name (Ht., Year., Pos.)	PPG
3	Kris Weshinsky (6-3, Fr., G)	2.5
11	Mark Montgomery (6-2, Jr., G)	7.5
4	Andy Penick (6-2, Fr., G)	4.0
21	Steve Smith (6-7, Sr., G)	25.1
22	Jeff Casler (6-0, Sr., G)	0.4
24	Shawn Respert (6-3, Fr., G)	0.0
25	Jon Zulauf (6-6, So., F)	1.3
31	Dwayne Stephens (6-7, So., F)	5.3
35	Matt Steigenga (6-7, Jr., F)	12.6
42	Parish Hickman (6-7, Jr., F)	6.0
44	Matt Hofkamp (6-10, Fr., C)	0.8
45	Ron Haley (6-6, So., F)	0.4
54	Mike Peplowski (6-10, So., C)	7.7

1991-92

NCAA TOURNAMENT

#14 AP#11 UPI#15 USA Today

(22-8 Overall; 11-7 T-3rd Big Ten)

DATE	OPPONENT	MSU-OPP	W/L
11/25/91	%Lamar	81-68	W
11/26/91	%Rice	75-67	W
11/27/91	%Arkansas (-/2)	86-71	W
12/4/91	NEBRASKA (22/-)	101-78	W
12/7/91	Dayton (22/-)	83-74	W
12/14/91	DETROIT (T-13/-)	91-75	W
12/17/91	ILL-CHICAGO (12/-)	75-51	W
12/21/91	CINCINNATI (9/-)	90-89	W
12/27/91	#AUSTIN PEAY (9/-)	82-71	W
12/28/91	#STANFORD (9/-)	72-62	W
1/7/92	Ohio State (9/7)	46-62	L
1/11/92	ILLINOIS (9/-)	77-75	W

1/15/92	NORTHWESTERN (11/-)	78-61	W
1/18/92	Minnesota (11/-)	66-70	L
1/22/92	Purdue (14/-)	66-61	W
1/29/92	MICHIGAN (13/15)	79-89	ot L
2/1/92	INDIANA (13/4)	76-60	W
2/6/92	Iowa (11/-)	63-77	L
2/8/92	Wisconsin (11/-)	79-64	W
2/12/92	WISCONSIN (12/-)	76-61	W
2/15/92	Michigan (12/17)	70-59	W
2/19/92	Indiana (11/7)	73-103	L
2/22/92	PURDUE (11/-)	70-68	W
2/29/92	OHIO STATE (12/8)	65-78	L
3/5/92	Northwestern (13/-)	72-55	W
3/7/92	Illinois (13/-)	71-80	L
3/11/92	MINNESOTA (16/-)	66-57	W
3/15/92	IOWA (16/-)	64-53	W
3/20/92	\$S.W. Mo. St. (14/-)	61-54	W
3/22/92	\$Cincinnati (14/12)	65-77	L

% Maui Invitational (Maui, Hawaii - 1st place)

Oldsmobile Spartan Classic (1st place)

\$ NCAA Tournament (Dayton, Ohio)

1991-92 Roster

#	Name (Ht., Year., Pos.)	PPG
3	Kris Weshinsky (6-3, So., G)	6.4
11	Mark Montgomery (6-2, Sr., G)	7.0
12	Andy Penick (6-2, So., G)	1.0
13	Eric Snow (6-3, Fr., G)	1.1
20	Mark Bluem (6-6, Fr., F)	0.6
22	Steve Nicodemus (6-4, Fr., G)	---
23	Daimon Beathea (6-7, Fr., F)	---
24	Shawn Respert (6-3, Fr., G)	15.8
25	Jon Zulauf (6-6, Jr., F)	3.1
31	Dwayne Stephens (6-7, Jr., F)	11.1
34	Anthony Miller (6-9, So., F)	7.2
3/3/92	Matt Steigenga (6-7, Sr., F)	10.2
45	Ron Haley (6-6, Jr., F)	0.3
54	Mike Peplowski (6-10, Sr., C)	13.3

1992-93

(15-13 Overall; 7-11 T-8th Big Ten)

DATE	OPPONENT	MSU-OPP	W/L
12/11/92	MOREHEAD ST. (18/-)	121-53	W
12/15/92	%Louisville (18/12)	69-73	L
12/19/92	%Stetson (24/-)	78-59	W
12/21/92	%Loyola-Mary. (24/-)	73-70	W
12/25/92	ILL-CHICAGO (23/-)	79-75	W
12/29/92	DAYTON (23/-)	65-60	W
12/29/92	%NEW HAMPSHIRE (17/-)	81-51	W
12/30/92	SWASH. ST. (17/-)	77-61	W
1/2/93	East Tenn. St. (17/-)	80-69	W
1/6/93	Minnesota (14/-)	57-64	L
1/9/93	ILLINOIS (14/-)	39-52	L
1/13/93	Ohio State (23/21)	77-60	W
1/16/93	Northwestern (23/-)	80-75	W
1/23/93	WISCONSIN (21/-)	66-67	L
1/28/93	IOWA (-/11)	90-96	ot L
1/30/93	Purdue (-/14)	72-64	W
2/2/93	MICHIGAN (25/7)	69-73	L
2/6/93	MINNESOTA (25/-)	75-63	W
2/10/93	Illinois	80-83	L
2/13/93	OHIO STATE	81-66	W
2/17/93	NORTHWESTERN	81-55	W
2/24/93	Wisconsin	62-65	L
2/27/93	Iowa (-/18)	64-66	L
3/3/93	PURDUE (-/24)	58-61	L
3/7/93	Michigan (-/4)	81-87	ot L
3/10/93	Indiana (-/2)	68-99	L
3/13/93	PENN STATE	70-53	W
3/17/93	%Oklahoma	86-88	L

played at Joe Louis Arena, Detroit

! Los Angeles Classic (Los Angeles, Calif. - 1st place)

\$ Oldsmobile Spartan Classic (1st place)

& National Invitation Tournament (Norman, Okla.)

1992-93 Roster

#	Name (Ht., Year., Pos.)	PPG
3	Kris Weshinsky (6-4, Jr., G)	10.4
4	David Hart (6-4, Fr., G)	0.3
5	Andy Penick (6-2, So., G)	1.5
13	Eric Snow (6-3, So., G)	4.3
20	Mark Bluem (6-6, So., F)	0.0
22	Steve Nicodemus (6-4, Fr., G)	1.1
23	Daimon Beathea (6-7, Fr., F)	2.2
24	Shawn Respert (6-3, So., G)	20.1
25	Jon Zulauf (6-6, Sr., F)	4.4
31	Jamie Feick (6-8, Fr., F)	0.4
34	Dwayne Stephens (6-7, Sr., F)	9.1
34	Anthony Miller (6-9, Jr., F)	6.6
35	Steve Polonowski (6-9, Fr., F)	---
40	Quinton Brooks (6-7, Fr., F)	4.2
54	Mike Peplowski (6-11, Sr., C)	14.5

1993-94

NCAA TOURNAMENT

(20-12 Overall; 10-8 T-4th Big Ten)

DATE	OPPONENT	MSU-OPP	W/L
11/26/93	!Pacific	83-64	W
11/27/93	!Washington State	71-76	L
11/28/93	!East Tennessee St.	92-69	W
12/4/93	Louisville (-/11)	68-77	L
12/7/93	Cleveland State	90-76	W
12/9/93	EAST TENNESSEE ST.	107-81	W
12/12/93	DETROIT	74-63	W
12/14/93	ILLINOIS-CHICAGO	90-77	W
12/18/93	NEBRASKA	81-85	L
12/21/93	Tennessee	69-60	W
12/28/93	%BOWLING GREEN	62-49	W
12/29/93	%CORNELL	83-69	W
1/5/94	Michigan (-/13)	64-75	L
1/8/94	ILLINOIS (-/21)	79-74	W
1/12/94	Purdue (-/9)	77-89	L
1/15/94	NORTHWESTERN	67-46	W
1/19/94	WISCONSIN (-/14)	70-60	W
1/22/94	Minnesota (-/20)	66-68	L
1/26/94	Ohio State	77-71	W
1/29/94	IOWA	87-84	W
2/2/94	Wisconsin (-/16)	62-87	L
2/5/94	MICHIGAN (-/13)	51-59	L
2/9/94	Illinois	64-72	L
2/12/94	PURDUE (-/10)	70-74	L
2/17/94	Northwestern	60-55	W
2/23/94	MINNESOTA (-/20)	85-68	W
2/26/94	OHIO STATE	75-60	W
3/2/94	Iowa	80-72	W
3/9/94	INDIANA (-/18)	94-78	W
3/12/94	Penn State	70-71	L
3/18/94	+Seton Hall	84-73	W
3/20/94	+Duke (-/10)	74-85	L

! San Juan Shootout (San Juan, P.R. - 3rd place)

Oldsmobile Spartan Classic (1st place)

+ NCAA Tournament (St. Petersburg, Fla.)

1993-94 Roster

#	Name (Ht., Year., Pos.)	PPG
3	Kris Weshinsky (6-4, Sr., G)	8.2
4	David Hart (6-4, So., G)	0.5
13	Eric Snow (6-3, Jr., G)	6.8
20	Mark Prylow (6-3, Jr., G)	1.0
21	Jon Garavaglia (6-9, Fr., F)	2.7
22	Steve Nicodemus (6-4, So., G)	0.8
23	Daimon Beathea (6-7, So., F)	5.0
24	Shawn Respert (6-3, Jr., G)	24.3
30	Jamie Feick (6-8, So., F)	3.0
34	Anthony Miller (6-9, Sr., F)	12.6
35	Steve Polonowski (6-9, Fr., F)	1.4
40	Quinton Brooks (6-7, So., F)	11.3
42	Eric Qualman (6-6, Sr., F)	0.5

YEAR-BY-YEAR RESULTS

1994-95

NCAA TOURNAMENT

#11 AP/#10 UPI/#20 USA Today

(22-6 Overall; 14-4 - 2nd Big Ten)

DATE	OPPONENT	MSU-OPP	W/L
11/30/94	Ill.-Chicago (18/-)	92-78	W
12/3/94	LOUISVILLE (18/-)	85-71	W
12/10/94	Nebraska (15/-)	91-96	ot L
12/12/94	CLEVELAND ST. (18/-)	111-68	W
12/17/94	Detroit (18/-)	80-63	W
12/20/94	TENNESSEE (17/-)	79-68	W
12/29/94	*BALL STATE (15/-)	117-95	W
12/30/94	*LONG BEACH ST. (15/-)	70-60	W
1/22/95	Wisconsin (14/-)	78-64	W
1/7/95	IOWA (14/22)	69-68	W
1/11/95	Indiana (11/-)	82-89	L
1/14/95	OKLAHOMA ST. (11/-)	70-69	W
1/18/95	NORTHWESTERN (12/-)	93-56	W
1/22/95	Michigan (12/-)	73-71	W
1/25/95	MINNESOTA (10/-)	54-53	W
1/28/95	Illinois (10/-)	75-67	W
2/2/95	PENN STATE (9/-)	82-62	W
2/4/95	Ohio State (9/-)	67-58	W
2/7/95	PURDUE (7/25)	69-78	L
2/11/95	Penn State (7/-)	68-53	W
2/15/95	ILLINOIS (8/-)	68-58	W
2/18/95	Minnesota (8/24)	57-66	L
2/21/95	MICHIGAN (12/-)	67-64	W
2/25/95	Northwestern (12/-)	83-60	W
3/5/95	INDIANA (10/-)	67-61	W
3/8/95	Iowa (9/-)	78-79	L
3/11/95	WISCONSIN (9/-)	97-72	W
3/17/95	+Weber State (11/-)	72-79	L

Oldsmobile Spartan Classic (1st place)

+ NCAA Tournament (Tallahassee, Fla.)

1994-95 Roster

#	Name (Ht., Year, Pos.)	PPG
3	Thomas Kelley (6-2, Fr., G)	1.4
4	David Hart (6-4, Jr., G)	0.5
5	Ray Weathers (6-3, So., G)	3.5
12	Andy Penick (6-2, Sr., G)	1.6
13	Eric Snow (6-3, Sr., G)	10.8
15	Mike Respert (5-11, So., G)	1.3
20	Mark Prylow (6-3, Sr., G)	0.8
21	Jon Garavaglia (6-9, So., F)	7.6
22	Steve Nicodemus (6-4, Jr., F)	1.2
23	Daimon Beathea (6-7, Jr., F)	5.0
24	Shawn Respert (6-3, Sr., G)	25.6
30	Jamie Feick (6-9, Jr., F)	9.9
35	Steve Polonowski (6-9, So., F)	2.2
40	Quinton Brooks (6-9, Jr., F)	11.3

TOM IZZO

1995-SA
687-280 (.710)



Hall of Fame coach Tom Izzo took over as head coach in 1995 on a mission to turn Michigan State into one of the elite college basketball programs in the nation.

A 1977 Division II All-American at Northern Michigan University, Izzo began his coaching career in 1977-78 at Ishpeming High School. After serving at Northern Michigan as an assistant from 1979-83, he came to MSU as an assistant coach.

In 1990, he was appointed associate head coach and in 1995 he took over the head coaching duties after Jud Heathcote's retirement. After two seasons in which MSU appeared in the NIT, Izzo led the Spartans to a Big Ten Championship in 1998 and an appearance in the NCAA Tournament.

In 1999, MSU appeared in its first Final Four since 1979. One year later, MSU won the 2000 NCAA National Championship. In 2001, Izzo led the Spartans to a fourth-straight Big Ten Championship and a third-straight Final Four.

Michigan State returned to the Final Four in 2005. In 2009 and 2010, MSU won the regular-season Big Ten title and advanced to the Final Four. In 2015, MSU entered the NCAA Tournament as a No. 7 seed, but advanced to Izzo's seventh Final Four. The Spartans won the Big Ten regular season and the tournament title for a Big Ten-best sixth time in 2019 en route to the Final Four.

In addition, his teams captured Big Ten Tournament titles in 1999, 2000, 2012, 2014 and 2016.

Izzo won Big Ten Coach of the Year honors for the third time in his career in 2012, while leading MSU to the seventh Big Ten title of his career. He also won the Big Ten honor in 1998 and 2009.

Izzo has earned eight National Coach of the Year honors. He was inducted into the Naismith Memorial Basketball Hall of Fame in 2016.

In 2022, Michigan State beat Maryland in the regular season finale to give Izzo his 663rd career win, moving him past Bob Knight (Indiana) for the most overall wins at a Big Ten school.

1995-96

(16-16 Overall; 9-9 - 7th Big Ten)

DATE	OPPONENT	MSU-OPP	W/L
11/20/95	!Chaminade	69-66	W
11/21/95	!North Carolina (-20)	70-92	L
11/22/95	!Santa Clara	71-77	L
11/28/95	*Arkansas (-25)	75-72	W
12/2/95	Louisville (-18)	59-79	L
12/6/95	EVANSVILLE	67-63	W
12/10/95	DETROIT	61-63	L
12/16/95	Kansas State	67-54	W
12/18/95	Oklahoma State	57-68	L
12/21/95	EAST TENNESSEE ST.	63-57	W
12/29/95	*CENTRAL MICHIGAN	62-69	L
12/30/95	*IDAHO STATE	68-55	W
1/4/96	INDIANA	65-60	W
1/6/96	Illinois (-13)	68-58	W
1/13/96	MICHIGAN (-23)	54-76	L
1/17/96	Wisconsin	48-61	L
1/20/96	IOWA (-16)	62-60	W
1/24/96	NORTHWESTERN	68-54	W
1/27/96	Minnesota	68-54	W
1/31/96	PENN STATE (-10)	61-58	W
2/3/96	Purdue (-17)	51-56	L
2/7/96	OHIO STATE	55-41	W
2/10/96	Penn State	50-54	L
2/14/96	MINNESOTA	63-64	2ot L
2/17/96	Northwestern	75-57	W
2/21/96	Iowa	47-83	L
2/24/96	WISCONSIN	52-73	L
2/27/96	Michigan	46-75	L
3/6/96	ILLINOIS	77-67	W
3/10/96	Indiana	53-57	L
3/13/96	&WASHINGTON	64-50	W
3/19/96	+Fresno State	70-80	L

! Maui Invitational (Maui, Hawaii - 5th place)

* Great Eight (Auburn Hills, Mich.)

* Oldsmobile Spartan Classic (3rd place)

& National Invitation Tournament (East Lansing)

+ National Invitation Tournament (Fresno, Calif.)

1995-96 Roster

#	Name (Ht., Year, Pos.)	PPG
3	Thomas Kelley (6-2, So. G)	5.1
5	Ray Weathers (6-3, Jr., G)	9.7
10	Anthony Mull (6-4, Jr., G)	2.8
11	Jason Klein (6-7, Fr., G/F)	2.1
13	Antonio Smith (6-8, Jr., F)	4.3
14	Jason Webber (6-5, Fr., G)	---
15	Mike Respert (5-11, Jr., G)	2.4
22	Steve Nicodemus (6-7, Sr., G)	0.7
23	Daimon Beathea (6-7, Sr., F)	5.5
25	Jon Garavaglia (6-9, Jr., F)	5.1
30	Jamie Feick (6-9, Sr., C)	10.1
35	Steve Polonowski (6-9, Jr., F)	0.6
40	Quinton Brooks (6-7, Sr., F)	16.3
42	Morris Peterson (6-6, Fr., F)	0.5
44	David Hart (6-4, Sr., G)	0.0

YEAR-BY-YEAR RESULTS



1996-97

(17-12 Overall; 9-9 - T-6th Big Ten)

DATE	OPPONENT	MSU-OPP	W/L
11/25/96	EAST TENNESSEE ST.	83-45	W
12/3/96	CLEVELAND STATE	83-78	W
12/5/96	ILLINOIS-CHICAGO	90-60	W
12/14/96	Detroit	84-86 3ot	L
12/17/96	Evansville	86-77	W
12/21/96	KANSAS STATE	75-43	W
12/27/96	*KENT STATE	83-64	W
12/28/96	*WEBER STATE	83-51	W
1/2/97	Indiana (-/12)	65-77	L
1/4/97	MINNESOTA (-/16)	43-68	L
1/9/97	Wisconsin	58-50	W
1/11/97	OHIO STATE	69-66	W
1/15/97	Penn State	69-58	W
1/18/97	NORTHWESTERN	75-62	W
1/22/97	ILLINOIS	63-66	L
1/25/97	MICHIGAN (-/13)	61-74	L
1/29/97	Purdue	62-72	L
2/1/97	Michigan (-/16)	65-85	L
2/8/97	PURDUE	62-77	L
2/12/97	IOWA	69-67	W
2/15/97	Illinois (-/20)	68-79	L
2/19/97	Northwestern	58-70	L
2/22/97	PENN STATE	71-57	W
2/26/97	Ohio State	67-65	W
3/1/97	WISCONSIN	68-49	W
3/6/97	Minnesota (-/2)	74-81	L
3/8/97	INDIANA (-/25)	63-60	W
3/12/97	*GEORGE WASHINGTON	65-50	W
3/17/97	*Florida State	63-68	L

* Oldsmobile Spartan Classic (1st place)

! National Invitation Tournament (East Lansing)

& National Invitation Tournament (Tallahassee, Fla.)

1996-97 Roster

#	Name (Ht., Year, Pos.)	PPG
3	Thomas Kelley (6-2, Jr., G)	8.1
5	Ray Weathers (6-3, Sr., G)	13.6
10	Anthony Mull (6-4, Sr., G)	2.0
11	David Thomas (6-7, Fr., G)	1.0
12	Mateen Cleaves (6-2, Fr., G)	10.2
13	Antonio Smith (6-8, So., F)	8.5
14	Jason Webber (6-5, Fr., G/F)	1.4
25	Jon Garavaglia (6-9, Sr., F)	10.5
35	Steve Polonowski (6-9, Sr., F)	2.8
42	Morris Peterson (6-6, Fr., F)	6.8
43	A.J. Granger (6-9, Fr., F)	1.2
44	Jason Klein (6-7, So., G/F)	4.5
54	Ken Miller (6-10, Jr., C)	---
55	Dajuan Wiley (6-9, Jr., C)	1.4

1997-98

NCAA TOURNAMENT

BIG TEN CHAMPIONS

#16 AP/#10 ESPN/USA Today

(22-8 Overall; 13-3 - T-1st Big Ten)

DATE	OPPONENT	MSU-OPP	W/L
11/17/97	EAST TENNESSEE ST.	82-59	W
11/21/97	Illinois-Chicago	58-70	L
11/28/97	*CENTRAL MICHIGAN	89-61	W
11/29/97	*GONZAGA	70-68	W
12/4/97	TEMPLE (-/20)	54-56	L
12/6/97	Cleveland State	85-54	W
12/13/97	DETROIT	65-68	L
12/17/97	WRIGHT STATE	95-52	W
12/20/97	South Florida	68-53	W
12/27/97	EASTERN ILLINOIS	81-69	W
12/30/97	Purdue (-/5)	74-57	W
1/8/98	WISCONSIN	63-40	W
1/10/98	Michigan (-/17)	69-79	L
1/14/98	Minnesota	74-60	W
1/17/98	ILLINOIS	68-64	W
2/1/98	Iowa (-/10)	78-57	W
2/12/98	PENN STATE	71-59	W
2/18/98	INDIANA (22/25)	84-66	W
3/1/98	Northwestern (22/-)	72-66	W
2/4/98	Ohio State (16/-)	84-58	W
2/7/98	IOWA (16/24)	75-64	W
2/12/98	Illinois (13/-)	63-84	L
2/14/98	MINNESOTA (13/-)	71-59	W
2/17/98	MICHIGAN (14/22)	80-75	W
2/21/98	Wisconsin (14/-)	56-47	W
3/1/98	PURDUE (10/11)	96-99	ot L
3/6/98	*Minnesota (12/-)	73-76	L
3/12/98	*Eastern Mich. (16/-)	83-71	W
3/14/98	*Princeton (16/8)	63-56	W
3/19/98	*North Carolina (16/1)	58-73	L

! Coca Cola Spartan Classic (1st place)

* Big Ten Tournament (Chicago, Ill.)

\$ NCAA Tournament (Hartford, Conn.)

NCAA Tournament (Greensboro, N.C.)

1997-98 Roster

#	Name (Ht., Year, Pos.)	PPG
3	Thomas Kelley (6-2, Sr., G)	---
5	Lorenzo Guess (6-3, Fr., G)	0.5
11	David Thomas (6-7, So., G/F)	3.5
12	Mateen Cleaves (6-2, So., G)	16.1
13	Antonio Smith (6-8, Jr., F)	7.9
14	Charlie Bell (6-3, Fr., G)	9.2
20	Steve Cherry (6-6, Fr., F)	0.2
30	Doug Davis (6-3, Fr., G)	2.1
34	Andre Hutson (6-8, Fr., F)	7.5
42	Morris Peterson (6-6, So., G/F)	8.0
43	A.J. Granger (6-9, So., F)	2.6
44	Jason Klein (6-7, Jr., G/F)	11.2
54	Ken Miller (6-10, Jr., C)	0.7
55	Dajuan Wiley (6-9, Sr., C)	6.3
--	Rob McKenzie	0.0

1998-99

NCAA FINAL FOUR

BIG TEN CHAMPIONS

#2 AP/#3 ESPN/USA Today

(33-5 Overall; 15-1 - 1st Big Ten)

DATE	OPPONENT	MSU-OPP	W/L
11/13/98	NE LOUISIANA (5/-)	89-58	W
11/17/98	Oakland (5/-)	96-66	W
11/20/98	Temple (5/7)	59-60	L
11/27/98	*CENTRAL FLORIDA (5/-)	87-64	W
11/28/98	*WESTERN MICH. (7/-)	90-66	W
12/2/98	+Duke (9/4)	67-73	L
12/5/98	Connecticut (9/1)	68-82	L
12/10/98	East Tenn. St. (14/-)	86-53	W
12/13/98	ILL.-CHICAGO (14/-)	77-33	W
12/21/98	*Pepperdine (14/-)	79-67	W
12/22/98	*Tulsa (15/-)	68-58	W
12/23/98	*Alabama (15/-)	75-58	W
12/30/98	UNCASHEVILLE (13/-)	64-39	W
1/2/99	LOUISVILLE (13/-)	69-57	W
1/6/99	Wisconsin (12/24)	51-66	L
1/9/99	MICHIGAN (12/-)	81-67	W
1/13/99	MINNESOTA (14/19)	71-55	W
1/16/99	Illinois (11/4)	51-49	W
1/21/99	IOWA (11/14)	80-65	W
1/24/99	Indiana (11/18)	73-59	W
1/27/99	OHIO STATE (8/15)	76-71	W
1/30/99	NORTHWESTERN (8/-)	65-48	W
2/2/99	Penn State (8/-)	70-68	W
2/6/99	Iowa (8/14)	95-81	W
2/11/99	ILLINOIS (5/-)	61-44	W
2/13/99	Minnesota (5/22)	84-82	W
2/16/99	PURDUE (4/17)	82-69	W
2/18/99	Michigan (4/-)	73-58	W
2/21/99	WISCONSIN (4/13)	56-51	W
2/28/99	Purdue (3/23)	60-46	W
3/5/99	*Northwestern (2/-)	61-59	W
3/6/99	*Wisconsin (2/19)	56-41	W
3/7/99	*Illinois (2/-)	67-50	W
3/12/99	*Mt. St. Mary's (2/-)	76-53	W
3/14/99	*Mississippi (2/-)	74-66	W
3/19/99	*Oklahoma (2/-)	54-46	W
3/21/99	*Kentucky (2/8)	73-66	W
3/27/99	*Duke (2/1)	62-68	L

! Coca Cola Spartan Classic (1st place)

+ Great Eight (Chicago, Ill.)

* Pearl Harbor Classic (Laie, Hawaii - 1st place)

* Big Ten Tournament (Chicago, Ill.)

\$ NCAA Tournament (Milwaukee, Wis.)

& NCAA Tournament (St. Louis, Mo.)

NCAA Final Four (St. Petersburg, Fla.)

1998-99 Roster

#	Name (Ht., Year, Pos.)	PPG
3	Thomas Kelley (6-2, Sr., G)	5.1
5	Lorenzo Guess (6-3, So., G)	0.8
10	Tony Schembri (6-2, Fr., G)	---
11	David Thomas (6-7, Jr., G/F)	---
12	Mateen Cleaves (6-2, Jr., G)	11.7
13	Antonio Smith (6-8, Sr., F)	6.5
14	Charlie Bell (6-3, So., G)	7.8
15	Mat Ishbia (5-10, Fr., G)	---
23	Brandon Smith (5-11, So., G)	0.2
25	Steve Cherry (6-6, So., F)	0.5
30	Doug Davis (6-3, So., G)	1.9
34	Andre Hutson (6-8, So., F)	8.9
42	Morris Peterson (6-6, Jr., G/F)	13.6
43	A.J. Granger (6-9, Jr., F)	6.6
44	Jason Klein (6-7, Sr., G/F)	9.4
55	Adam Ballinger (6-9, Fr., F)	1.5

YEAR-BY-YEAR RESULTS

1999-2000

NATIONAL CHAMPIONS

BIG TEN CHAMPIONS

#2 AP/#1 ESPN/USA Today

(32-7 Overall; 13-3 - T-1st Big Ten)

DATE	OPPONENT	MSU-OPP	W/L
11/22/99	TOLEDO (3/-)	78-33	W
11/25/99	*Providence (3/-)	82-58	W
11/26/99	*South Carolina (3/-)	59-56	W
11/27/99	*Texas (3/20)	74-81	L
12/1/99	North Carolina (8/2)	86-76	W
12/3/99	*HOWARD (8/-)	75-45	W
12/4/99	IEASTERN MICH. (8/-)	74-57	W
12/7/99	*Kansas (4/5)	66-54	W
12/11/99	Arizona (4/2)	68-79	L
12/18/99	OAKLAND (5/-)	86-51	W
12/23/99	Kentucky (5/-)	58-60	L
12/28/99	MISS. VALLEY ST. (8/-)	96-63	W
12/30/99	Wright State (8/-)	49-53	L
1/5/00	PENN STATE (11/-)	76-63	W
1/8/00	Iowa (11/-)	75-53	W
1/11/00	INDIANA (11/9)	77-71	ot
1/20/00	Ohio State (10/13)	67-78	L
1/22/00	NORTHWESTERN (10/-)	69-45	W
1/27/00	Northwestern (9/-)	59-29	W
1/30/00	ILLINOIS (9/-)	91-66	W
2/1/00	Michigan (8/-)	82-62	W
2/5/00	CONNECTICUT (8/7)	85-66	W
2/8/00	Purdue (6/-)	67-70	L
2/12/00	Wisconsin (6/-)	61-44	W
2/15/00	OHIO STATE (6/7)	83-72	W
2/19/00	WISCONSIN (6/-)	59-54	W
2/23/00	Penn State (5/-)	79-63	W
2/26/00	Indiana (5/16)	79-81	ot
3/2/00	MINNESOTA (7/-)	79-43	W
3/4/00	MICHIGAN (7/-)	114-63	W
3/10/00	*Iowa (5/-)	75-65	W
3/11/00	*Wisconsin (5/-)	55-46	W
3/12/00	*Illinois (5/25)	76-61	W
3/16/00	*Valparaiso (2/-)	65-38	W
3/18/00	*Utah (2/-)	73-61	W
3/23/00	*Syracuse (2/16)	75-58	W
3/25/00	&Iowa State (2/6)	75-64	W
4/1/00	#Wisconsin (2/-)	53-41	W
4/3/00	#Florida (2/13)	89-76	W

* Puerto Rico Shootout (Bayamon, P.R. - 2nd place)

! Coca Cola Spartan Classic

* Great Eight (Chicago, Ill.)

* Big Ten Tournament (Cleveland, Ohio)

\$ NCAA Tournament (Cincinnati, Ohio)

& NCAA Tournament (Auburn Hills, Mich.)

NCAA Final Four (Indianapolis, Ind.)

1999-2000 Roster

#	Name (Ht., Year, Pos.)	PPG
3	Adam Wolfe (6-9, Fr., F)	---
10	Brandon Smith (5-11, Jr., G)	0.4
11	David Thomas (6-7, Jr., G/F)	2.4
12	Mateen Cleaves (6-2, Sr., G)	12.1
14	Charlie Bell (6-3, Jr. G)	11.5
15	Mat Ishbia (5-10, Fr., G)	0.5
20	Mike Chappell (6-9, Jr., F)	5.9
22	Steve Cherry (6-6, Jr., F)	0.7
23	Jason Richardson (6-6, Fr., G/F)	5.1
25	Aloysius Anagonye (6-8, Fr., F)	2.9
34	Andre Hutson (6-8, Jr., F)	10.2
42	Morris Peterson (6-7, Sr., F)	16.8
43	A.J. Granger (6-9, Sr., F)	9.5
44	Jason Andreas (6-10, Fr., C)	---
55	Adam Ballinger (6-9, Fr., F)	2.0

2000-01

NCAA FINAL FOUR

BIG TEN CHAMPIONS

#3 AP/#3 ESPN/USA Today

(28-5 Overall; 13-3 - T-1st Big Ten)

DATE	OPPONENT	MSU-OPP	W/L
11/19/00	OAKLAND (3/-)	97-61	W
11/24/00	*CORNELL (4/-)	89-56	W
11/25/00	*EASTERN WASH. (4/-)	83-61	W
11/29/00	NORTH CAROLINA (3/6)	77-64	W
12/2/00	ILL.-CHICAGO (3/-)	97-53	W
12/6/00	FLORIDA (2/8)	99-83	W
12/9/00	Loyola (Ill.) (2/-)	103-71	W
12/16/00	KENTUCKY (2/-)	46-45	W
12/19/00	+Seton Hall (2/8)	72-57	W
12/27/00	%Bowling Green (1/-)	85-69	W
12/30/00	WRIGHT STATE (1/-)	88-61	W
1/3/01	PENN STATE (1/-)	98-73	W
1/7/01	Indiana (1/-)	58-59	L
1/10/01	NORTHWESTERN (3/-)	84-53	W
1/13/01	WISCONSIN (3/17)	69-59	ot
1/21/01	OHIO STATE (3/-)	71-56	W
1/24/01	Northwestern (3/-)	74-58	W
1/27/01	Ohio State (3/-)	55-64	L
1/30/01	Michigan (5/-)	91-64	W
2/4/01	PURDUE (5/-)	72-55	W
2/6/01	Illinois (4/7)	66-77	L
2/10/01	Minnesota (4/-)	94-83	W
2/18/01	IOWA (5/25)	94-70	W
2/20/01	INDIANA (5/-)	66-57	W
2/24/01	Penn State (5/-)	76-57	W
2/27/01	Wisconsin (3/22)	51-47	W
3/3/01	MICHIGAN (3/-)	78-57	W
3/9/01	*Penn State (2/-)	63-65	L
3/16/01	*Alabama St. (3/-)	69-35	W
3/18/01	*Fresno State (3/-)	81-65	W
3/27/01	&Gonzaga (3/-)	77-62	W
3/25/01	&Temple (3/-)	69-62	W
3/31/01	#Arizona (3/5)	61-80	L

! Coca Cola Spartan Classic (1st place)

* Jimmy V Classic (East Rutherford, N.J.)

% Sprite Holiday Classic (Auburn Hills, Mich.)

* Big Ten Tournament (Chicago, Ill.)

\$ NCAA Tournament (Memphis, Tenn.)

& NCAA Tournament (Atlanta, Ga.)

NCAA Final Four (Minneapolis, Minn.)

2000-01 Roster

#	Name (Ht., Year, Pos.)	PPG
1	Marcus Taylor (6-3, Fr., G)	7.4
3	Adam Wolfe (6-9, Fr., F)	1.7
10	Brandon Smith (5-11, Sr., G)	0.4
11	David Thomas (6-7, Sr., G/F)	5.4
14	Charlie Bell (6-3, Sr., G)	13.5
15	Mat Ishbia (5-10, So., G)	0.3
20	Mike Chappell (6-9, Sr., G/F)	4.7
23	Jason Richardson (6-6, So., G/F)	14.7
25	Aloysius Anagonye (6-8, So., F)	4.7
30	Tim Bograkovs (6-2, Fr., G)	---
34	Andre Hutson (6-8, Sr., F)	13.8
44	Jason Andreas (6-10, Fr., C)	0.5
50	Zach Randolph (6-9, Fr., C)	10.8
55	Adam Ballinger (6-9, So., F)	1.9

2001-02

NCAA TOURNAMENT

(19-12 Overall; 10-6 - 5th Big Ten)

DATE	OPPONENT	MSU-OPP	W/L
11/12/01	+DETROIT (15/-)	80-70	W
11/14/01	+OKLAHOMA (15/25)	67-55	W
11/21/01	&Syracuse (13/18)	58-69	L
11/23/01	&Fresno St. (13/23)	58-63	L
11/30/01	!IPFW (22/-)	81-68	W
12/1/01	ILAMAR (22/-)	80-71	W
12/5/01	Florida (24/6)	70-74	L
12/9/01	NICHOLLS ST. (24/-)	92-38	W
12/15/01	ARIZONA (23/6)	74-60	W
12/17/01	UNCASHEVILLE (17/-)	76-56	W
12/19/01	OAKLAND (17/-)	78-50	W
12/22/01	SETON HALL (17/-)	68-64	W
12/29/01	%Stanford (13/16)	64-75	L
1/5/02	Minnesota (19/-)	67-70	L
1/8/02	Indiana (25/-)	65-83	L
1/12/02	WISCONSIN (25/-)	63-64	L
1/16/02	PURDUE	65-56	W
1/19/02	Penn State	77-65	W
1/22/02	Iowa	71-75	L
1/30/02	MICHIGAN	71-44	W
2/3/02	Illinois (-/12)	67-61	W
2/6/02	Northwestern	49-61	L
2/10/02	OHIO STATE (-/16)	67-64	W
2/12/02	ILLINOIS (-/18)	61-63	L
2/16/02	Purdue	62-59	W
2/21/02	MINNESOTA	74-55	W
2/24/02	INDIANA (-/23)	57-54	W
2/26/02	Ohio State (-/18)	81-76	W
3/2/02	IOWA	93-79	W
3/9/02	*Indiana (-/22)	56-67	L
3/15/02	\$North Carolina St.	58-69	L

! Coca Cola Spartan Classic

+ Preseason NIT (East Lansing)

& Preseason NIT (New York - 4th place)

% Pete Newell Challenge (Oakland, Calif.)

* Big Ten Tournament (Indianapolis, Ind.)

\$ NCAA Tournament (Washington, D.C.)

2001-02 Roster

#	Name (Ht., Year, Pos.)	PPG
1	Marcus Taylor (6-3, So., G)	16.8
3	Adam Wolfe (6-9, So., F)	9.4
5	Chris Hill (6-3, Fr., G)	11.5
10	Aaron Alexander (6-5, Fr., F)	0.3
11	Mat Ishbia (5-10, Sr., G)	1.1
15	Alan Anderson (6-6, Fr., G)	6.5
20	Jayson Vincent (6-4, Fr., G)	---
23	Kelvin Torbert (6-4, Fr., G)	8.2
25	Aloysius Anagonye (6-8, Jr., F)	7.7
30	Tim Bograkovs (6-2, Fr. G)	1.4
44	Jason Andreas (6-10, So., C)	2.6
52	Brian Westrick (6-5, Jr., F)	0.8
55	Adam Ballinger (6-9, Jr., F)	11.2

YEAR-BY-YEAR RESULTS

2002-03

NCAA TOURNAMENT

#18 ESPN/USA Today

(22-13 Overall; 10-6 - T-3rd Big Ten)

DATE	OPPONENT	MSU-OPP	W/L
11/22/02	UNCASHEVILLE (9/-)	66-52	W
11/28/03	*Montana (9/-)	80-60	W
11/29/02	*Villanova (9/-)	73-81	L
11/30/02	*Oklahoma St. (9/-)	61-64	L
12/4/02	VIRGINIA (21/22)	82-75	W
12/8/02	CLEVELAND ST. (21/-)	79-47	W
12/14/02	Kentucky (21/12)	71-67	W
12/17/02	LOYOLA (15/-)	80-54	W
12/21/02	SOUTH FLORIDA (15/-)	65-56	W
12/28/02	JACKSONVILLE ST. (15/-)	76-52	W
12/30/02	TOLEDO (14/-)	76-81	L
1/4/03	*Oklahoma (14/10)	58-60	L
1/9/03	OHIO STATE (25/-)	66-55	W
1/11/03	Iowa (25/-)	64-68	L
1/14/03	Purdue	60-72	L
1/18/03	Minnesota	69-77	L
1/22/03	PENN STATE	70-36	W
1/26/03	Michigan	58-60	L
1/28/03	INDIANA (-19)	61-54	W
2/2/03	ILLINOIS (-13)	68-65	W
2/8/03	Indiana	67-62	ot W
2/11/03	Wisconsin	53-64	L
2/15/03	NORTHWESTERN	64-51	W
2/18/03	Illinois (-20)	40-70	L
2/23/03	SYRACUSE (-15)	75-76	L
2/26/03	MINNESOTA	71-61	W
3/1/03	PURDUE	69-61	W
3/5/03	IOWA	82-54	W
3/8/03	Ohio State	72-58	W
3/14/03	*Purdue	54-42	W
3/15/03	*Ohio State	54-55	L
3/21/03	*Colorado	79-64	W
3/23/03	*Florida (-10)	68-46	W
3/28/03	*Maryland (-17)	60-58	W
3/30/03	*Texas (-5)	76-85	L

% Great Alaska Shootout (Anchorage - 4th place)
 + All College Classic (Oklahoma City, Okla.)
 * Big Ten Tournament (Chicago, Ill.)
 \$ NCAA Tournament (Tampa, Fla.)
 & NCAA Tournament (San Antonio, Texas)

2002-03 Roster

#	Name (Ht., Year, Pos.)	PPG
2	Anthony Hamo (6-2, Fr., G)	---
3	Adam Wolfe (6-9, Jr., F)	1.4
5	Chris Hill (6-3, So., G)	13.7
11	Rashi Johnson (6-2, Jr., G)	1.0
13	Maurice Ager (6-4, Fr., G)	6.7
15	Alan Anderson (6-6, So., F)	9.8
20	Jayson Vincent (6-4, Fr., G)	0.3
23	Kelvin Torbert (6-4, So., G)	8.7
25	Aloysius Anagnonye (6-8, Sr., F)	7.4
30	Tim Bograkov (6-2, So., G)	1.6
40	Paul Davis (6-11, Fr., C)	7.8
41	Erazem Lorbek (6-10, Fr., F)	6.4
43	Andy Harvey (6-5, Fr., F)	0.0
44	Jason Andreas (6-10, Jr., C)	1.0
50	Delco Rowley (6-8, Fr., F)	---
52	Brian Westrick (6-5, Sr., F)	0.2
55	Adam Ballinger (6-9, Sr., F)	5.5

2003-04

NCAA TOURNAMENT

(18-12 Overall; 12-4 - T-2nd Big Ten)

DATE	OPPONENT	MSU-OPP	W/L
11/21/03	BUCKNELL (3/-)	64-52	W
11/25/03	Kansas (3/6)	74-81	L
11/29/03	*PENN (3/-)	77-52	W
11/30/03	*DEPAUL (3/-)	89-81	W
12/3/03	DUKE (5/6)	50-72	L
12/6/03	*Oklahoma (5/14)	77-80	ot L
12/13/03	*Kentucky (21/8)	74-79	L
12/16/03	SOUTH FLORIDA (25/-)	73-60	W
12/20/03	at UCLA (25/-)	58-64	L
12/30/03	COPPIN STATE	78-72	W
1/3/04	Syracuse (-17)	83-96	L
1/10/04	Wisconsin (-21)	64-77	L
1/14/04	PENN STATE	76-58	W
1/17/04	MICHIGAN	71-54	W
1/21/04	Northwestern	73-61	W
1/25/04	Purdue (-23)	70-76	ot L
1/28/04	Minnesota	79-78	ot W
1/31/04	INDIANA	84-72	W
2/4/04	IOWA	89-72	W
2/7/04	Ohio State	84-70	W
2/10/04	Illinois	51-75	L
2/14/04	MINNESOTA	69-58	W
2/17/04	PURDUE	62-55	W
2/21/04	NORTHWESTERN	66-56	W
2/24/04	Michigan	72-69	W
2/28/04	Penn State	67-42	W
3/2/04	WISCONSIN (-17)	64-68	ot L
3/12/04	*Northwestern	68-55	W
3/13/04	*Wisconsin (-10)	66-68	L
3/18/04	*Nevada	66-72	L

% The Basketball Bowl (Detroit, Mich. - Ford Field, Attn: 78,129)

* Spartan Classic

+ Spartan Clash (Auburn Hills, Mich.)

* Big Ten Tournament (Indianapolis, Ind.)

& NCAA Tournament (Seattle, Wash.)

2003-04 Roster

#	Name (Ht., Year, Pos.)	PPG
2	Brandon Cotton (6-0, Fr., G)	1.0
3	Shannon Brown (6-3, Fr., G)	7.9
5	Chris Hill (6-3, Jr., G)	13.8
10	Tyrone Deacon (6-2, Fr., G)	---
11	Rashi Johnson (6-2, Sr., G)	0.7
13	Maurice Ager (6-4, So., G)	8.5
15	Alan Anderson (6-6, Jr., G/F)	8.1
20	Matt Trannon (6-6, So., F)	1.2
22	Anthony Hamo (6-2, Fr., G)	0.4
23	Kelvin Torbert (6-4, Jr., G)	10.7
25	Jake Hogeboom (6-1, Fr., G)	0.9
30	Tim Bograkov (6-2, Jr., G)	---
34	Drew Naymick (6-10, Fr., C)	0.6
40	Paul Davis (6-11, So., C)	15.8
43	Andy Harvey (6-5, So., F)	0.0
44	Jason Andreas (6-10, Sr., C)	2.8
50	Delco Rowley (6-8, Sr., F)	1.2
54	Justin Ockerman (6-9, Fr., C)	0.4

2004-05

NCAA FINAL FOUR

#15 AP/#4 ESPN/USA Today

(26-7 Overall; 13-3 - 2nd Big Ten)

DATE	OPPONENT	MSU-OPP	W/L
11/19/04	FLORIDA A&M (13/-)	104-72	W
11/24/04	GREEN BAY (10/-)	104-46	W
11/27/04	NICHOLLS ST. (10/-)	102-52	W
11/30/04	Duke (11/10)	74-81	L
12/4/04	+George Wash. (11/-)	83-96	L
12/5/04	+George Mason (11/-)	66-60	W
12/11/04	*Stanford (20/-)	78-53	W
12/18/04	DELAWARE ST. (21/-)	63-45	W
12/21/04	UCLA (23/-)	76-64	W
12/29/04	UNCASHEVILLE (23/-)	92-63	W
1/5/05	Penn State (20/-)	84-58	W
1/8/05	NORTHWESTERN (20/-)	87-58	W
1/16/05	Wisconsin (15/-)	59-62	L
1/18/05	PURDUE (19/-)	71-64	W
1/22/05	Minnesota (19/-)	69-55	W
1/27/05	MICHIGAN (15/-)	64-53	W
1/29/05	OAKLAND (15/-)	92-75	W
2/1/05	ILLINOIS (12/1)	68-81	L
2/5/05	Iowa (12/-)	75-64	W
2/9/05	OHIO STATE (13/-)	83-69	W
2/12/05	Michigan (13/-)	64-49	W
2/16/05	MINNESOTA (11/-)	81-62	W
2/19/05	Purdue (11/-)	68-57	W
2/24/05	WISCONSIN (10/20)	77-64	W
2/27/05	Indiana (10/-)	74-78	ot L
3/2/05	Northwestern (14/-)	69-58	W
3/5/05	PENN STATE (14/-)	90-64	W
3/11/05	*Iowa (13/-)	69-71	L
3/18/05	*Old Dominion (15/-)	89-81	W
3/20/05	*Vermont (15/-)	72-61	W
3/25/05	&Duke (15/3)	78-68	W
3/27/05	&Kentucky (15/7)	94-88	2ot W
4/2/05	#North Carolina (15/2)	71-87	L

+ BBAT Classic (Washington, D.C. - 3rd place)

% Spartan Clash (Auburn Hills, Mich.)

* Big Ten Tournament (Chicago, Ill.)

& NCAA Tournament (Worcester, Mass.)

& NCAA Tournament (Austin, Texas)

NCAA Final Four (St. Louis, Mo.)

2004-05 Roster

#	Name (Ht., Year, Pos.)	PPG
00	Idong Ibok (6-10, Fr., C)	---
3	Shannon Brown (6-4, So., G)	10.9
5	Chris Hill (6-3, Sr., G)	8.8
10	Jason Aerts (6-6, Jr., F)	0.9
12	Drew Neitzel (6-0, Fr., G)	3.5
13	Maurice Ager (6-5, Jr., G)	14.1
14	Goran Sutton (6-10, Fr., C)	---
15	Alan Anderson (6-6, Sr., G/F)	13.2
20	Matt Trannon (6-6, Jr., F)	2.3
22	Anthony Hamo (6-2, So., G)	0.0
23	Kelvin Tolbert (6-4, Sr., G)	9.5
30	Tim Bograkov (6-2, Sr., G)	1.5
34	Drew Naymick (6-10, So., C)	1.5
40	Paul Davis (6-11, Jr., C)	12.3
42	Marquise Gray (6-8, Fr., F)	---
43	Andy Harvey (6-5, Sr., F)	0.3
50	Delco Rowley (6-8, So., F)	1.8

YEAR-BY-YEAR RESULTS

2005-06

NCAA TOURNAMENT

(22-12 Overall; 8-8 - T-6th Big Ten)

DATE	OPPONENT	MSU-OPP	W/L
11/19/05	Hawaii (4/-)	62-84	L
11/21/05	+Chaminade (12/-)	89-67	W
11/22/05	+Gonzaga (12/8)	106-109 3ot	L
11/23/05	+Arizona (12/9)	74-71 ot	W
11/27/05	IPFW (12/-)	84-73	W
11/30/05	GEORGIA TECH (13/-)	88-86	W
12/3/05	%UALR (13/-)	72-67	W
12/6/05	*Boston College (14/6)	77-70	W
12/10/05	\$Wichita State (14/-)	83-64	W
12/16/05	CLEVELAND ST. (12/-)	83-75	W
12/18/05	FLORIDA INTER. (12/-)	85-58	W
12/21/05	UW-Green Bay (10/-)	98-69	W
12/28/05	TENN. TECH (9/-)	80-63	W
12/31/05	COPPIN STATE (9/-)	78-54	W
1/5/06	Illinois (7/6)	50-60	L
1/8/06	Wisconsin (7/-)	63-82	L
1/11/06	INDIANA (14/9)	87-73	L
1/15/06	Ohio State (14/19)	62-59 2ot	W
1/21/06	IOWA (11/23)	85-55	W
1/25/06	Michigan (11/-)	67-72	L
1/28/06	PENN STATE (11/-)	69-60	W
2/4/06	Northwestern (12/-)	77-66	W
2/8/06	PURDUE (12/-)	77-52	W
2/11/06	Minnesota (12/-)	55-69	L
2/14/06	Iowa (16/18)	54-66	L
2/18/06	MICHIGAN (16/-)	90-71	W
2/22/06	OHIO STATE (18/13)	68-79	L
2/26/06	Indiana (18/-)	71-78	L
3/2/06	WISCONSIN (25/-)	74-65	W
3/4/06	ILLINOIS (25/10)	68-75	L
3/9/06	*Purdue	70-58	W
3/10/06	*Illinois (-/9)	61-56	W
3/11/06	*Iowa (-/20)	48-53	L
3/17/06	&George Mason	65-75	L

+ Maui Invitational (Lahaina, Hawaii - 3rd place)

Grand Rapids, Mich.

Jimmy V Classic (New York, N.Y.)

\$ Spartan Clash (Auburn Hills, Mich.)

* Big Ten Tournament (Indianapolis, Ind.)

& NCAA Tournament (Dayton, Ohio)

2005-06 Roster

#	Name (Ht., Year, Pos.)	PPG
00	Idong Ibok (6-11, Fr., C)	0.4
1	Brandon Darrton (5-10, So., G)	0.0
2	Bryan Tibaldi (6-1, So., G)	0.0
3	Shannon Brown (6-4, Jr., G)	17.2
5	Travis Walton (6-2, Fr., G)	1.8
10	Jason Aerts (6-6, Sr., F)	0.2
11	Drew Neitzel (6-0, So., G)	8.3
13	Maurice Ager (6-5, Sr., G)	19.3
14	Goran Sutton (6-10, Fr., C)	3.0
15	DeMarcus Ducre (5-10, So., G)	0.8
20	Matt Trannon (6-6, Sr., F)	4.6
22	Anthony Hamo (6-2, Sr., G)	0.2
23	Maurice Joseph (6-4, Fr., G)	0.7
34	Drew Naymick (6-10, Jr., C)	1.1
40	Paul Davis (6-11, Sr., C)	17.5
41	Marquise Gray (6-8, Fr., F)	3.0
43	Jake Hannon (6-5, So., F)	0.7
50	Delco Rowley (6-8, Jr., F)	1.0

2006-07

NCAA TOURNAMENT

(23-12 Overall; 8-8 - T-6th Big Ten)

DATE	OPPONENT	MSU-OPP	W/L
11/8/06	%BROWN	45-34	W
11/9/06	%YOUNGSTOWN ST.	86-61	W
11/12/06	THE CITADEL	73-41	W
11/16/06	%Texas (-/19)	63-61	W
11/17/06	%Maryland	60-62	L
11/21/06	VERMONT	66-46	W
11/25/06	OAKLAND	71-53	W
11/29/06	Boston College	58-65	L
12/3/06	BRADLEY	82-53	W
12/6/06	IPFW	80-43	W
12/9/06	\$BYU	76-61	W
12/16/06	CHICAGO STATE	69-61	W
12/19/06	BELMONT	67-58	W
12/23/06	UW-GREEN BAY	76-64	W
12/30/06	LOYOLA (MD.)	74-61	W
1/4/07	Iowa	60-62	L
1/7/07	Indiana	51-73	L
1/10/07	NORTHWESTERN	66-45	W
1/14/07	ILLINOIS	63-57	W
1/20/07	Penn State	91-64	W
1/24/07	MINNESOTA	70-46	W
1/27/07	Ohio State (-/5)	64-66	L
1/30/07	Illinois	50-57	L
2/3/07	OHIO STATE (-/4)	54-63	L
2/7/07	Purdue	38-62	L
2/13/07	MICHIGAN	59-44	W
2/17/07	IOWA	81-49	W
2/20/07	WISCONSIN (-/1)	64-55	W
2/24/07	INDIANA	66-58	W
2/27/07	Michigan	56-67	L
3/3/07	Wisconsin (-/4)	50-52	L
3/8/07	*Northwestern	62-57	W
3/9/07	*Wisconsin (-/3)	57-70	L
3/15/07	&Marquette (-/18)	61-49	W
3/17/07	&North Carolina (-/8)	67-81	L

% 2K Sports College Hoops Classic (E. Lan.N.Y. - 2nd place)

\$ Spartan Clash (Auburn Hills, Mich.)

* Big Ten Tournament (Chicago, Ill.)

& NCAA Tournament (Winston-Salem, N.C.)

2006-07 Roster

#	Name (Ht., Year, Pos.)	PPG
00	Idong Ibok (6-11, So., C)	2.0
1	Brandon Darrton (5-10, Jr., G)	0.5
2	Raymar Morgan (6-7, Fr., F)	11.7
5	Travis Walton (6-2, So., G)	6.4
10	Bryan Tibaldi (6-1, Jr., G)	0.5
11	Drew Neitzel (6-0, Jr., G)	18.1
13	Deon Curry (6-1, So., G)	0.1
14	Goran Sutton (6-10, So., C)	9.3
15	DeMarcus Ducre (5-10, Jr., G)	0.8
22	Isaiah Dahlman (6-6, Fr., G)	3.7
23	Maurice Joseph (6-4, So., G)	5.9
25	Chris Wardius (6-2, So., G)	0.6
34	Drew Naymick (6-10, Jr., C)	3.7
40	Tom Herzog (7-0, Fr., C)	---
41	Marquise Gray (6-8, So., F)	6.8
43	Jake Hannon (6-5, Jr., F)	0.7

2007-08

NCAA TOURNAMENT

#18 AP/#13 ESPN/USA Today

(27-9 Overall; 12-6 - 4th Big Ten)

DATE	OPPONENT	MSU-OPP	W/L
11/13/07	%CHICAGO ST. (12/-)	86-53	W
11/14/07	%LA-MONROE (12/-)	83-65	W
11/19/07	%Missouri (10/-)	86-83	W
11/20/07	%UCLA (10/2)	63-68	L
11/24/07	OAKLAND (10/-)	75-71	W
11/28/07	N.CAROLINAST. (10/24)	81-58	W
12/1/07	JACKSONVILLE (10/-)	80-51	W
12/4/07	Bradley (9/-)	66-61	W
12/8/07	*BYU (9/20)	68-61	W
12/15/07	IPFW (9/-)	79-57	W
12/19/07	SAN JOSE STATE (9/-)	85-45	W
12/22/07	\$Texas (9/4)	78-72	W
12/29/07	GREEN BAY (7/-)	93-75	W
1/5/08	MINNESOTA (6/-)	65-59	W
1/8/08	PURDUE (6/-)	78-75	W
1/12/08	Iowa (6/-)	36-43	L
1/15/08	OHIO STATE (11/-)	66-60	W
1/20/08	Minnesota (11/-)	78-73	W
1/24/08	Northwestern (10/-)	78-62	W
1/27/08	MICHIGAN (10/-)	77-62	W
1/30/08	ILLINOIS (8/-)	51-41	W
2/2/08	Penn State (8/-)	76-85	L
2/9/08	NORTHWESTERN (11/-)	70-55	W
2/12/08	Purdue (10/19)	54-60	L
2/16/08	Indiana (10/13)	61-80	L
2/20/08	PENN STATE (19/-)	86-49	W
2/23/08	IOWA (19/-)	66-52	W
2/28/08	Wisconsin (19/10)	42-57	L
3/2/08	INDIANA (19/12)	103-74	W
3/6/08	Illinois (17/-)	59-51	W
3/9/08	Ohio State (17/-)	54-63	L
3/14/08	*Ohio State (19/-)	67-60	W
3/15/08	*Wisconsin (19/8)	63-65	L
3/20/08	&Temple (18/-)	72-61	W
3/22/08	&Pittsburgh (18/17)	65-54	W
3/28/08	*Memphis (18/2)	74-92	L

% CBE Classic (East Lansing/Kansas City, Mo. - 2nd place)

^ Salt Lake City, Utah

\$ Spartan Clash (Auburn Hills, Mich.)

* Big Ten Tournament (Indianapolis, Ind.)

& NCAA Tournament (Denver, Colo.)

NCAA Tournament (Houston, Texas)

2007-08 Roster

#	Name (Ht., Year, Pos.)	PPG
00	Idong Ibok (6-11, Jr., C)	0.5
1	Kalin Lucas (6-0, Fr., G)	10.3
2	Raymar Morgan (6-7, So., F)	14.0
3	Chris Allen (6-3, Fr., G)	6.3
5	Travis Walton (6-2, Jr., G)	3.5
10	Jon Crandell (6-8, So., F)	0.0
11	Drew Neitzel (6-0, Sr., G)	13.9
13	Austin Thornton (6-5, Fr., F)	---
14	Goran Sutton (6-10, Jr., C)	9.1
15	Durrell Summers (6-4, Fr., G)	4.9
20	Mike Kebler (6-4, Fr., G)	0.2
22	Isaiah Dahlman (6-6, So., G)	1.1
34	Drew Naymick (6-10, Sr., C)	4.3
40	Tom Herzog (7-0, Fr., C)	1.1
41	Marquise Gray (6-8, Jr., F)	4.3



YEAR-BY-YEAR RESULTS

2008-09

NCAA FINAL FOUR

BIG TEN CHAMPIONS

#8 AP/#2 ESPN/USA Today

(31-7 Overall; 15-3 - 1st Big Ten)

DATE	OPPONENT	MSU-OPP	W/L
11/16/08	IDAHO (6/-)	100-62	W
11/19/08	IPFW (5/-)	70-59	W
11/27/08	*Maryland (5/-)	62-80	L
11/28/08	*Oklahoma St. (5/-)	94-79	W
11/30/08	*Wichita State (5/-)	65-57	W
12/3/08	*N. Carolina (13/1)	63-98	L
12/7/08	BRADLEY (13/-)	75-59	W
12/13/08	ALCON STATE (18/-)	118-60	W
12/17/08	THE CITADEL (19/-)	79-65	W
12/20/08	\$Texas (19/5)	67-63	W
12/27/08	*Oakland (11/-)	82-66	W
12/31/08	Minnesota (10/21)	70-58	W
1/3/09	Northwestern (10/-)	77-66	W
1/6/09	OHIO STATE (8/-)	67-58	W
1/10/09	KANSAS (8/-)	75-62	W
1/14/09	Penn State (7/-)	78-73	W
1/17/09	ILLINOIS (7/-)	63-57	W
1/21/09	NORTHWESTERN (7/-)	63-70	L
1/25/09	Ohio State (7/-)	78-67	W
1/29/09	Iowa (9/-)	71-56	W
2/1/09	PENN STATE (9/-)	68-72	L
2/4/09	MINNESOTA (13/19)	76-47	W
2/7/09	INDIANA (13/-)	75-47	W
2/10/09	Michigan (9/-)	54-42	W
2/17/09	Purdue (6/19)	54-72	L
2/22/09	WISCONSIN (6/-)	61-50	W
2/25/09	IOWA (9/-)	62-54	W
3/1/09	Illinois (9/20)	74-66	W
3/3/09	Indiana (8/-)	64-59	W
3/8/09	PURDUE (8/19)	62-51	W
3/13/09	*Minnesota (7/-)	64-56	W
3/14/09	*Ohio State (7/-)	70-82	L
3/20/09	&Robert Morris (8/-)	77-62	W
3/22/09	&USC (8/-)	74-69	W
3/27/09	#Kansas (8/14)	67-62	W
3/29/09	#Louisville (8/1)	64-52	W
4/4/09	!Connecticut (8/5)	82-73	W
4/6/09	!North Carolina (8/2)	72-89	L

+ Old Spice Classic (Lake Buena Vista, Fla.)

% Ford Field, Detroit, Mich.

\$ Houston, Texas

* Auburn Hills, Mich.

* Big Ten Tournament (Indianapolis, Ind.)

* NCAA Tournament (Minneapolis, Minn.)

NCAA Tournament (Indianapolis, Ind.)

! NCAA Final Four (Detroit, Mich.)

2008-09 Roster

#	Name (Ht., Year., Pos.)	PPG
00	Idong Iboke (6-11, Sr., C)	0.4
1	Kalin Lucas (6-0, So., G)	14.7
2	Raymar Morgan (6-8, Jr., F)	10.2
3	Chris Allen (6-3, So., G)	8.4
5	Travis Walton (6-2, Sr., G)	5.1
10	Delvon Roe (6-8, Fr., F)	5.6
13	Austin Thornton (6-5, Fr., F)	1.2
14	Goran Surton (6-10, Sr., C)	10.4
15	Durrell Summers (6-4, So., G)	8.6
20	Mike Kebler (6-4, So., G)	0.5
22	Isaiah Dahlman (6-6, Jr., G)	0.8
23	Draymond Green (6-6, Fr., F)	3.3
25	Jon Crandell (6-8, Jr., F)	0.4
34	Korie Lucious (5-11, Fr., G)	3.2
40	Tom Herzog (7-0, So., C)	0.6
41	Marquise Gray (6-8, Sr., F)	3.1

2009-10

NCAA FINAL FOUR

BIG TEN CHAMPIONS

#13 AP/#4 ESPN/USA Today

(28-9 Overall; 14-4 - 1st Big Ten)

DATE	OPPONENT	MSU-OPP	W/L
11/13/09	FLA. GULF COAST (2/-)	97-58	W
11/17/09	GONZAGA (2/-)	75-71	W
11/20/09	%TOLEDO (2/-)	75-62	W
11/22/09	%VALPARAISO (2/-)	90-60	W
11/27/09	%Florida (2/-)	74-77	L
11/28/09	%UMass (2/-)	106-68	W
12/1/09	North Carolina (9/10)	82-89	L
12/4/09	WOFFORD (9/-)	72-60	W
12/7/09	The Citadel (12/-)	69-56	W
12/10/09	OAKLAND (12/-)	88-57	W
12/19/09	IPFW (12/-)	72-60	W
12/22/09	Texas (9/2)	68-79	L
12/30/09	UT ARLINGTON (11/-)	87-68	W
1/2/10	Northwestern (11/25)	91-70	W
1/6/10	WISCONSIN (10/17)	54-47	W
1/9/10	Iowa (10/-)	71-53	W
1/13/10	MINNESOTA (7/-)	60-53	W
1/16/10	ILLINOIS (7/-)	73-63	W
1/20/10	IOWA (6/-)	70-63	W
1/23/10	Minnesota (6/-)	65-64	W
1/26/10	Michigan (5/-)	57-56	W
1/30/10	NORTHWESTERN (5/-)	79-70	W
2/2/10	Wisconsin (5/16)	49-67	L
2/6/10	Illinois (5/-)	73-78	L
2/9/10	PURDUE (10/6)	64-76	L
2/13/10	Penn State (10/-)	65-54	W
2/16/10	Indiana (11/-)	72-58	W
2/21/10	OHIO STATE (11/9)	67-74	L
2/28/10	Purdue (14/3)	53-44	L
3/4/10	PENN STATE (11/-)	67-65	W
3/7/10	MICHIGAN (11/-)	64-48	W
3/12/10	*Minnesota (11/-)	67-72	ot L
3/19/10	&New Mexico St. (13/-)	70-67	W
3/21/10	&Maryland (13/20)	85-83	W
3/26/10	#Northern Iowa (13/-)	59-52	W
3/28/10	#Tennessee (13/15)	70-69	W
4/3/10	!Butler (13/11)	50-52	L

* Legends Classic (East Lansing/Atlantic City, N.J. - 3rd place)

* Big Ten Tournament (Indianapolis, Ind.)

& NCAA Tournament (Spokane, Wash.)

NCAA Tournament (St. Louis, Mo.)

! NCAA Final Four (Indianapolis, Ind.)

2009-10 Roster

#	Name (Ht., Year., Pos.)	PPG
1	Kalin Lucas (6-1, Jr., G)	14.8
2	Raymar Morgan (6-8, Sr., F)	11.3
3	Chris Allen (6-3, Jr., G)	8.2
5	Dion Sims (6-5, Fr., F)	0.0
10	Delvon Roe (6-8, So., F)	6.4
13	Austin Thornton (6-5, So., G)	1.0
15	Durrell Summers (6-4, Jr., G)	11.3
20	Mike Kebler (6-4, Jr., G)	0.3
22	Isaiah Dahlman (6-6, Sr., G)	1.3
23	Draymond Green (6-6, So., F)	9.9
25	Jon Crandell (6-8, Sr., F)	0.0
34	Korie Lucious (5-11, So., G)	5.6
40	Tom Herzog (7-0, Jr., C)	1.3
41	Garrick Sherman (6-10, Fr., C)	1.9
44	Anthony Ianni (6-9, Jr., C)	---
50	Derrick Nix (6-8, Fr., C)	2.3

2010-11

NCAA TOURNAMENT

(19-15 Overall; 9-9 - t-4th Big Ten)

DATE	OPPONENT	MSU-OPP	W/L
11/12/10	EASTERN MICH. (2/-)	96-66	W
11/16/10	SOUTH CAROLINA (2/-)	82-73	W
11/22/10	%Chaminade (2/-)	82-74	W
11/23/10	%Connecticut (2/-)	67-70	L
11/24/10	%Washington (2/13)	76-71	W
11/28/10	TENN. TECH (2/-)	73-55	W
12/1/10	Duke (6/1)	79-84	L
12/4/10	BOWLING GREEN (9/-)	74-39	W
12/7/10	Syracuse (7/8)	58-72	L
12/11/10	*Oakland (7/-)	77-76	W
12/18/10	FRATERNITYVIEW (14/-)	90-51	W
12/22/10	TEXAS (12/18)	55-67	L
12/31/10	MINNESOTA (20/14)	71-62	W
1/3/11	Northwestern (18/-)	65-62	W
1/8/11	Penn State (18/-)	62-66	L
1/11/11	WISCONSIN (-20)	64-61	ot W
1/15/11	NORTHWESTERN	71-67	ot W
1/18/11	Illinois (17/23)	62-71	L
1/22/11	Purdue (17/14)	76-86	L
1/27/11	MICHIGAN (25/-)	57-61	L
1/30/11	INDIANA (25/-)	84-83	ot W
2/2/11	Iowa	52-72	L
2/6/11	Wisconsin (-19)	56-82	L
2/10/11	PENN STATE	75-57	W
2/15/11	Ohio State (-2)	61-71	L
2/19/11	ILLINOIS	61-57	W
2/22/11	Minnesota	53-48	W
2/27/11	PURDUE (-8)	47-67	L
3/1/11	IOWA	85-66	W
3/5/11	Michigan	63-70	L
3/10/11	*Iowa	66-61	W
3/11/11	*Purdue (-19)	74-56	W
3/12/11	*Penn State	48-61	L
3/17/11	&UCLA	76-78	L

% Maui Invitational (Lahaina, Hawaii - 3rd place)

* Auburn Hills, Mich.

* Big Ten Tournament (Indianapolis, Ind.)

& NCAA Tournament (Tampa, Fla.)

2010-11 Roster

#	Name (Ht., Year., Pos.)	PPG
0	Russell Byrd (6-7, Fr., G)	---
1	Kalin Lucas (6-1, Sr., G)	17.0
2	Alex Gauna (6-9, Fr., F)	---
3	Matt Heneveld	0.0
5	Adreian Payne (6-10, Fr., C)	2.5
10	Delvon Roe (6-8, Jr., F)	6.1
11	Keith Appling (6-1, Fr., G)	6.4
13	Austin Thornton (6-0, Jr., G)	2.0
14	Dan Chapman (6-3, Fr., G)	0.0
15	Durrell Summers (6-5, Sr., G)	11.6
20	Mike Kebler (6-4, Sr., G)	1.5
23	Draymond Green (6-6, Jr., F)	12.6
25	Derrick Nix (6-9, So., C)	2.7
34	Korie Lucious (5-11, Jr., G)	6.5
40	Nick Giard	0.0
41	Garrick Sherman (6-10, So., C)	3.1
44	Anthony Ianni (6-9, Jr., C)	0.3

YEAR-BY-YEAR RESULTS

2011-12

NCAA TOURNAMENT

BIG TEN CHAMPIONS

#5 AP/#7 ESPN/USA Today

(29-8 Overall; 13-5 - t-1st Big Ten)

DATE	OPPONENT	MSU-OPP	W/L
11/11/11	%North Carolina (-1)	55-67	L
11/15/11	*Duke (-6)	69-74	L
11/18/11	TEXAS SOUTHERN	76-41	W
11/20/11	UALR	69-47	W
11/23/11	MILWAUKEE	68-55	W
11/27/11	Eastern Michigan	72-40	W
11/30/11	FLORIDA STATE	65-49	W
12/4/11	NEBRASKA OMAHA	110-68	W
12/7/11	CENTRAL CONN.	89-69	W
12/10/11	Gonzaga (-23)	74-67	W
12/17/11	BOWLING GREEN (21/-)	74-60	W
12/19/11	UMKC (19/-)	89-54	W
12/22/11	LEHIGH (19/-)	90-81	W
12/28/11	INDIANA (16/13)	80-65	W
12/31/11	Nebraska (16/-)	68-55	W
1/3/12	Wisconsin (10/18)	63-60	ot W
1/10/12	IOWA (6/-)	95-61	W
1/14/12	Northwestern (6/-)	74-81	L
1/17/12	Michigan (9/20)	59-60	L
1/21/12	PURDUE (9/-)	83-58	W
1/25/12	MINNESOTA (10/-)	68-52	W
1/31/12	Illinois (9/-)	41-42	L
2/5/12	MICHIGAN (9/23)	64-54	W
2/8/12	PENN STATE (11/-)	77-57	W
2/11/12	Ohio State (11/3)	58-48	W
2/16/12	WISCONSIN (7/15)	69-55	W
2/19/12	Purdue (7/-)	76-62	W
2/22/12	Minnesota (6/-)	66-61	W
2/25/12	NEBRASKA (6/-)	62-34	W
2/28/12	Indiana (5/18)	55-70	L
3/4/12	OHIO STATE (5/10)	70-72	L
3/9/12	*Iowa (8/-)	92-75	W
3/10/12	*Wisconsin (8/14)	65-52	W
3/11/12	*Ohio State (8/7)	68-64	W
3/16/12	&LIU Brooklyn (5/-)	89-67	W
3/18/12	&Saint Louis (5/-)	65-61	W
3/22/12	#Louisville (5/17)	44-57	L

% Quicken Loans Carrier Classic (USS Carl Vinson, San Diego)

* Champions Classic (New York, N.Y.)

* Big Ten Tournament (Indianapolis, Ind.)

& NCAA Tournament (Columbus, Ohio)

NCAA Tournament (Phoenix, Ariz.)

2011-12 Roster

#	Name (Ht., Year., Pos.)	PPG
0	Russell Byrd (6-7, Fr., G)	1.5
1	Emmett Byrd (6-7, Fr., G)	1.5
2	Alex Gauna (6-9, Fr., F)	1.8
3	Brandon Kearney (6-5, Fr., G)	1.2
5	Adreian Payne (6-10, So., C)	7.0
11	Keith Appling (6-1, So., G)	11.4
13	Austin Thornton (6-5, Sr., G)	5.2
14	Dan Chapman (6-3, So., G)	0.0
15	Keenan Wetzel (6-4, Fr., G)	0.4
20	Travis Trice (6-0, Fr., G)	4.5
22	Brandon Dawson (6-6, Fr., G)	8.4
23	Draymond Green (6-7, Sr., F)	16.2
25	Derrick Nix (6-9, Jr., C)	8.1
30	Brandon Wood (6-2, Sr., G)	8.8
34	Joe Sweeney (6-0, Sr., G)	0.2
40	Colby Wollenman (6-6, Fr., F)	0.2
44	Anthony Ianni (6-9, Sr., C)	0.1

2012-13

NCAA TOURNAMENT

#9 AP/#13 ESPN/USA Today

(27-9 Overall; 13-5 - t-2nd Big Ten)

DATE	OPPONENT	MSU-OPP	W/L
11/9/12	%Connecticut (14/-)	62-66	L
11/13/12	*Kansas (21/7)	67-64	W
11/18/12	TEXAS SOUTHERN (21/-)	69-41	W
11/20/12	BOISE STATE (15/-)	74-70	W
11/23/12	OAKLAND (15/-)	70-52	W
11/25/12	LOUISIANA (15/-)	63-60	W
11/28/12	Miami (13/-)	59-67	L
12/1/12	NICHOLLS STATE (13/-)	84-39	W
12/5/12	ARK-PINE BLUFF (19/-)	76-44	W
12/8/12	LOYOLA-CHICAGO (19/-)	73-61	W
12/15/12	STUSKEGEE (19/-)	92-56	W
12/18/12	Bowling Green (20/-)	64-53	W
12/22/12	TEXAS (20/-)	67-56	W
12/31/12	Minnesota (18/9)	63-76	L
1/5/13	PURDUE (18/-)	84-61	W
1/10/13	Iowa (22/-)	62-59	W
1/13/13	NEBRASKA (22/-)	66-56	W
1/16/13	Penn State (18/-)	81-72	W
1/19/13	OHIO STATE (18/11)	59-56	W
1/22/13	Wisconsin (13/-)	49-47	W
1/27/13	Indiana (13/7)	70-75	L
1/31/13	ILLINOIS (13/-)	80-75	W
2/6/13	MINNESOTA (12/18)	61-50	W
2/9/13	Purdue (12/-)	78-65	W
2/12/13	MICHIGAN (8/4)	75-52	W
2/16/13	Nebraska (8/-)	73-64	W
2/19/13	INDIANA (4/1)	68-72	L
2/24/13	Ohio State (4/18)	60-68	L
3/3/13	Michigan (9/4)	57-58	L
3/7/13	WISCONSIN (10/22)	58-43	W
3/10/13	NORTHWESTERN (10/-)	71-61	W
3/21/13	*Iowa (8/-)	59-56	W
3/16/13	*Ohio State (8/10)	58-61	L
3/21/13	&Valparaiso (9/-)	65-54	W
3/23/13	&Memphis (9/19)	70-48	W
3/29/13	#Duke (9/6)	61-71	L

% Armed Forces Classic (Ramstein Air Base, Germany)

* Champions Classic (Atlanta, Ga.)

* Played at Jensen Field House

* Big Ten Tournament (Chicago, Ill.)

& NCAA Tournament (Auburn Hills, Mich.)

NCAA Tournament (Indianapolis, Ind.)

2012-13 Roster

#	Name (Ht., Year., Pos.)	PPG
0	Russell Byrd (6-7, So., G)	1.6
1	Emmett Dacey (6-8, So., F)	0.0
2	Alex Gauna (6-9, So., F)	1.2
2.3	Brandon Kearney (6-5, So., G)	2.3
10.5	Adreian Payne (6-10, Jr., C)	10.5
15	Matt Costello (6-9, Fr., F)	15.0
11	Keith Appling (6-1, Jr., G)	13.4
13	Trevor Bohnhoff (6-7, Fr., F)	0.3
14	Gary Harris (6-4, Fr., G)	12.9
15	Keenan Wetzel (6-4, So., G)	0.0
20	Travis Trice (6-0, So., G)	4.8
22	Brandon Dawson (6-6, So., G)	8.9
25	Derrick Nix (6-9, Sr., C)	8.5
30	Kenny Kaminski (6-8, Fr., F)	---
40	Dan Chapman (6-3, Jr., G)	0.0
41	Colby Wollenman (6-7, So., F)	---
42	Bella Sibedwo (6-1, So., G)	0.0
45	Denzel Valentine (6-5, Fr., G)	5.0

2013-14

NCAA TOURNAMENT

#11 AP/#8 ESPN/USA Today

(29-9 Overall; 12-6 - t-2nd Big Ten)

DATE	OPPONENT	MSU-OPP	W/L
11/8/13	MCNEESE STATE (2/-)	98-56	W
11/12/13	*Kentucky (2/1)	78-74	W
11/15/13	COLUMBIA (2/-)	62-53	W
11/18/13	PORTLAND (1/-)	82-67	W
11/22/13	%Virginia Tech (1/-)	96-77	W
11/23/13	%Oklahoma (1/-)	87-76	W
11/29/13	MT. ST. MARY'S (1/-)	98-65	W
12/4/13	NORTH CAROLINA (14/-)	65-79	L
12/14/13	Oakland (5/-)	67-63	W
12/17/13	NORTH FLORIDA (5/-)	78-48	W
12/21/13	Texas (5/-)	92-78	W
12/28/13	NEW ORLEANS (5/-)	101-48	W
12/31/13	Penn State (5/-)	79-63	W
1/4/14	Indiana (5/-)	73-56	W
1/7/14	OHIO STATE (5/3)	72-68	ot W
1/11/14	MINNESOTA (5/-)	87-75	ot W
1/15/14	Northwestern (4/-)	54-40	W
1/18/14	Illinois (4/-)	78-62	W
1/21/14	INDIANA (3/-)	71-66	W
1/25/14	MICHIGAN (3/21)	75-80	L
1/28/14	Iowa (7/15)	71-69	ot W
2/1/14	%Georgetown (7/-)	60-64	L
2/6/14	PENN STATE (9/-)	82-67	W
2/9/14	Wisconsin (9/-)	58-60	L
2/13/14	NORTHWESTERN (9/-)	85-70	W
2/16/14	NEBRASKA (9/-)	51-60	L
2/20/14	Purdue (13/-)	94-79	W
2/23/14	Michigan (13/20)	70-79	L
3/1/14	ILLINOIS (12/8)	46-53	L
3/6/14	IOWA (22/24)	86-76	W
3/9/14	Ohio State (22/-)	67-69	L
3/14/14	*Northwestern (22/-)	61-51	W
3/15/14	*Wisconsin (22/12)	83-75	W
3/16/14	*Michigan (22/8)	69-55	W
3/20/14	&Delaware (11/-)	93-78	W
3/22/14	&Harvard (11/-)	80-73	W
3/28/14	#Virginia (11/3)	61-59	W
3/30/14	#Connecticut (11/18)	54-60	L

* Champions Classic (Chicago, Ill.)

% Coaches Vs. Cancer Classic (Brooklyn, N.Y.)

% Super Saturday Hoops (New York, N.Y.)

* Big Ten Tournament (Indianapolis, Ind.)

& NCAA Tournament (Spokane, Wash.)

NCAA Tournament (New York, N.Y.)

2013-14 Roster

#	Name (Ht., Year., Pos.)	PPG
0	Russell Byrd (6-7, Jr., G)	1.6
2	Alex Gauna (6-9, Jr., F)	1.1
3	Alvin Ellis III (6-4, Fr., G)	1.9
10.5	Adreian Payne (6-10, Sr., C)	16.4
11	Matt Costello (6-9, So., F)	4.0
11	Keith Appling (6-1, Sr., G)	11.2
13	Trevor Bohnhoff (6-7, So., F)	0.5
14	Gary Harris (6-4, So., G)	16.7
15	Keenan Wetzel (6-4, Jr., G)	0.8
20	Travis Trice (6-0, Jr., G)	7.3
22	Brandon Dawson (6-6, Jr., G/F)	7.2
30	Kenny Kaminski (6-8, Fr., F)	4.9
34	Gavin Chilling (6-9, Fr., F)	1.4
40	Dan Chapman (6-3, Sr., G)	0.4
41	Colby Wollenman (6-7, So., F)	0.4
45	Denzel Valentine (6-5, So., G)	8.0

YEAR-BY-YEAR RESULTS

2014-15

NCAA FINAL FOUR

#23 AP/#7 ESPN/USA Today

(27-12 Overall; 12-6 - t-3rd Big Ten)

DATE	OPPONENT	MSU-OPP	W/L
11/14/14	Navy (18/-)	64-59	W
11/18/14	*Duke (19/4)	71-81	L
11/21/14	LOYOLACHICAGO (19+)	87-52	W
11/24/14	SANTA CLARA (20/-)	79-52	W
11/27/14	%Rider (20/-)	77-45	W
11/28/14	%Marquette (20/-)	79-68	W
11/30/14	%Kansas (20/11)	56-61	L
12/3/14	Notre Dame (19/-)	78-79	ot L
12/6/14	ARK-PINE BLUFF (19/-)	85-52	W
12/14/14	OAKLAND	87-61	W
12/17/14	EASTERN MICH. (25/-)	66-46	W
12/20/14	TEXASSOUTHERN (25+)	64-71	ot L
12/22/14	THE CITADEL	82-56	W
12/30/14	MARYLAND (-12)	66-68	2ot L
1/5/15	INDIANA	70-50	W
1/8/15	Iowa	75-61	W
1/11/15	NORTHWESTERN	84-77	ot W
1/17/15	Maryland (-14)	59-75	L
1/21/15	PENN STATE	66-60	W
1/24/15	Nebraska	77-79	L
1/29/15	Rutgers	71-51	W
2/1/15	MICHIGAN	76-66	ot W
2/7/15	ILLINOIS	54-59	L
2/10/15	Northwestern	68-44	W
2/14/15	OHIO STATE (-23)	59-56	W
2/17/15	Michigan	80-67	W
2/22/15	Illinois	60-53	W
2/26/15	MINNESOTA	90-96	ot L
3/1/15	Wisconsin (-5)	61-68	L
3/4/15	PURDUE	72-66	W
3/7/15	Indiana	74-72	W
3/13/15	*Ohio State	76-67	W
3/14/15	*Maryland (-8)	62-58	W
3/15/15	*Wisconsin (-16)	69-80	ot L
3/20/15	%Georgia (23/-)	70-63	W
3/22/15	%Virginia (23/6)	60-54	W
3/27/15	%Oklahoma (23/13)	62-58	W
3/29/15	%Louisville (23/13)	76-70	ot W
4/4/15	%Duke (23/4)	61-81	L

^ Champions Classic (Indianapolis, Ind.)

% Orlando Classic (Lake Buena Vista, Fla.)

* Big Ten Tournament (Indianapolis, Ind.)

\$ NCAA Tournament (Charlotte, N.C.)

& NCAA Tournament (Syracuse, N.Y.)

NCAA Final Four (Indianapolis, Ind.)

2014-15 Roster

#	Name (Ht., Year, Pos.)	PPG
0	Marvin Clark Jr. (6-6, Fr, F)	4.5
2	Javon Bess (6-5, Fr, F)	2.7
3	Alvin Ellis III (6-4, So., G)	1.7
5	Bryn Forbes (6-3, Jr., G)	8.5
10	Matt Costello (6-9, Jr., F)	7.0
11	Lourawls Nairn Jr. (5-10, Fr., G)	2.2
13	Trevor Bohnhoff (6-7, Jr., F)	0.2
14	Eron Harris (6-3, Jr., G)	—
15	Keenan Wetzel (6-4, Sr., G)	0.2
20	Travis Trice (6-0, Sr., G)	15.3
22	Brandon Dawson (6-6, Sr., G/F)	11.9
25	Kenny Goins (6-6, Fr, F)	—
30	Matt Van Dyk (6-5, Jr., F)	—
34	Gavin Schilling (6-9, So., F)	5.1
41	Colby Wollenman (6-7, Jr., F)	1.2
45	Denzel Valentine (6-5, Jr., G)	14.5

2015-16

NCAA TOURNAMENT

BIG TEN CHAMPIONS

#2 AP/#7 USA Today

(29-6 Overall; 13-5 - 2nd Big Ten)

DATE	OPPONENT	MSU-OPP	W/L
11/13/15	FLA. ATLANTIC (13/-)	82-55	W
11/17/15	*Kansas (13/4)	79-73	W
11/20/15	ARK-PINE BLUFF (13/-)	92-46	W
11/23/15	EASTERN MICH. (3/-)	89-65	W
11/26/15	%Boston College (3/-)	99-68	W
11/27/15	%Boise State (3/-)	77-67	W
11/29/15	%Providence (3/-)	77-64	W
12/2/15	LOUISVILLE (3/24)	71-67	W
12/5/15	BINGHAMTON (3/-)	76-33	W
12/9/15	MD-EASTERN SHORE (14)	78-35	W
12/12/15	FLORIDA (1/-)	58-52	W
12/19/15	Northwestern (1/-)	78-58	W
12/22/15	#Oakland (1/-)	99-93	ot W
12/29/15	Iowa (1/-)	70-83	L
1/2/16	Minnesota (1/-)	69-61	W
1/7/16	ILLINOIS (5/-)	79-54	W
1/10/16	Penn State (5/-)	92-65	W
1/14/16	IOWA (4/16)	59-76	L
1/17/16	Wisconsin (4/-)	76-77	L
1/20/16	NEBRASKA (11/-)	71-72	L
1/23/16	MARYLAND (11/7)	74-65	W
1/28/16	Northwestern (12/-)	76-45	W
1/31/16	RUTGERS (12/-)	96-62	W
2/6/16	Michigan (10/-)	89-73	W
2/9/16	Purdue (8/18)	81-82	ot L
2/14/16	INDIANA (8/-)	88-69	W
2/18/16	WISCONSIN (T-8/-)	69-57	W
2/23/16	Ohio State (6/-)	81-62	W
2/28/16	PENN STATE (6/-)	88-57	W
3/2/16	Rutgers (2/-)	97-66	W
3/5/16	OHIO STATE (2/-)	91-76	W
3/11/16	*Ohio State (2/-)	81-54	W
3/12/16	*Maryland (2/18)	64-61	W
3/13/16	*Purdue (2/13)	66-62	W
3/18/16	%Middle Tenn. St. (2/-)	81-90	L

^ Champions Classic (Chicago, Ill.)

% Wooden Legacy (Fullerton/Anaheim, Calif.)

Auburn Hills, Mich.

* Big Ten Tournament (Indianapolis, Ind.)

\$ NCAA Tournament (St. Louis, Mo.)

2015-16 Roster

#	Name (Ht., Year, Pos.)	PPG
0	Kyle Ahrens (6-5, Fr., G)	1.2
1	Joshua Langford (6-5, Fr., G)	6.9
3	Alvin Ellis III (6-4, Sr., G)	6.4
5	Cassius Winston (6-0, Fr., G)	6.7
11	Lourawls Nairn Jr. (5-10, Jr., G)	3.5
13	Ben Carter (6-9, GS, F)	—
14	Eron Harris (6-3, Sr., G)	10.4
20	Matt McQuaid (6-4, So., G)	5.6
22	Miles Bridges (6-7, Fr., G/F)	16.9
25	Kenny Goins (6-6, So., F)	3.4
30	Matt Van Dyk (6-5, Sr., F)	1.2
34	Gavin Schilling (6-9, Sr., F)	—
35	David Nsengiumwa (6-9, Fr., F)	—
40	Greg Roy (6-3, Jr., G)	0.4
41	Conner George (6-3, Fr., G)	0.6
44	Nick Ward (6-8, Fr., F)	13.9
51	Greg Roy (6-3, So., G)	0.0

2016-17

NCAA TOURNAMENT

(20-15 Overall; 10-8 - t-5th Big Ten)

DATE	OPPONENT	MSU-OPP	W/L
11/11/16	*Arizona (12/10)	63-65	L
11/15/16	%Kentucky (13/2)	48-69	L
11/18/16	MVSU (13/-)	100-53	W
11/20/16	FLA. GULF COAST (13/-)	78-77	W
11/23/16	\$St. John's (24/-)	77-72	W
11/24/16	\$Baylor (24/20)	58-73	L
11/25/16	%Wichita State (24/-)	77-72	W
11/29/16	%Duke (-5)	69-78	L
12/3/16	ORAL ROBERTS	80-76	W
12/6/16	YOUNGSTOWN STATE	77-57	W
12/10/16	TENNESSEE TECH	71-63	W
12/18/16	NORTHEASTERN	73-81	L
12/21/16	OAKLAND	77-65	W
12/27/16	Minnesota	75-74	ot W
12/30/16	NORTHWESTERN	61-52	W
1/4/17	RUTGERS	93-65	W
1/7/17	Penn State	63-72	L
1/11/17	MINNESOTA (-24)	65-47	W
1/15/17	Ohio State	67-72	L
1/21/17	Indiana	75-82	L
1/24/17	PURDUE (-20)	73-84	L
1/29/17	MICHIGAN	70-62	W
2/2/17	Nebraska	72-61	W
2/7/17	Michigan	57-86	L
2/11/17	IOWA	77-66	W
2/14/17	OHIO STATE	74-66	W
2/18/17	Purdue (-16)	63-80	L
2/23/17	NEBRASKA	88-72	W
2/26/17	WISCONSIN (-16)	84-74	W
3/1/17	Illinois	70-73	L
3/4/17	Maryland	60-63	L
3/9/17	*Penn State	78-51	W
3/10/17	*Minnesota	58-63	L
3/17/17	&Miami	78-58	W
3/19/17	&Kansas (-3)	70-90	L

^ Armed Forces Classic (Honolulu, Hawaii)

% Champions Classic (New York, N.Y.)

\$ Battle 4 Atlantis (Atlantis, Bahamas)

ACC/Big Ten Challenge (Durham, N.C.)

& Big Ten Tournament (Washington, D.C.)

& NCAA Tournament (Tulsa, Okla.)

2016-17 Roster

#	Name (Ht., Year, Pos.)	PPG
0	Kyle Ahrens (6-5, So., G/F)	2.6
1	Joshua Langford (6-5, Fr., G)	6.9
3	Alvin Ellis III (6-4, Sr., G)	6.4
5	Cassius Winston (6-0, Fr., G)	6.7
11	Lourawls Nairn Jr. (5-10, Jr., G)	3.5
13	Ben Carter (6-9, GS, F)	—
14	Eron Harris (6-3, Sr., G)	10.4
20	Matt McQuaid (6-4, So., G)	5.6
22	Miles Bridges (6-7, Fr., G/F)	16.9
25	Kenny Goins (6-6, So., F)	3.4
30	Matt Van Dyk (6-5, Sr., F)	1.2
34	Gavin Schilling (6-9, Sr., F)	—
35	David Nsengiumwa (6-9, Fr., F)	—
40	Greg Roy (6-3, Jr., G)	0.4
41	Conner George (6-3, Fr., G)	0.6
44	Nick Ward (6-8, Fr., F)	13.9

YEAR-BY-YEAR RESULTS

2017-18

NCAA TOURNAMENT

BIG TEN CHAMPIONS

#5 AP/#11 USA Today

(30-5 Overall; 16-2 - t-1st Big Ten)

DATE	OPPONENT	MSU-OPP	W/L
11/10/17	NO. FLORIDA (2/-)	98-66	W
11/14/17	*Duke (2/1)	81-88	L
11/19/17	STONY BROOK (2/-)	93-71	W
11/23/17	%DePaul (4/-)	73-51	W
11/24/17	%UConn (4/-)	77-57	W
11/26/17	%North Carolina (4/9)	63-45	W
11/30/17	#NOTRE DAME (3/5)	81-63	W
12/3/17	NEBRASKA (3/-)	86-57	W
12/15/17	Rutgers (3/-)	62-52	W
12/19/17	SOUTHERN UTAH (3/-)	88-63	W
12/16/17	@Oakland (2/-)	86-73	W
12/18/17	HOUSTON BAP. (2/-)	107-62	W
12/21/17	LONG BEACH ST. (2/-)	102-60	W
12/29/17	CLEVELAND ST. (2/-)	111-61	W
12/31/17	SAVANNAH ST. (2/-)	108-52	W
1/4/18	MARYLAND (1/-)	91-61	W
1/7/18	Ohio State (1/-)	64-80	L
1/10/18	RUTGERS (4/-)	76-72 OT	W
1/13/18	MICHIGAN (4/-)	72-82	L
1/19/18	INDIANA (9/-)	85-57	W
1/22/18	Illinois (9/-)	87-74	W
1/26/18	WISCONSIN (6/-)	76-61	W
1/28/18	Maryland (6/-)	74-68	W
1/31/18	PENN STATE (5/-)	76-68	W
2/3/18	Indiana (5/-)	63-60	W
2/6/18	at Iowa (4/-)	96-93	W
2/10/18	PURDUE (4/3)	68-65	W
2/13/18	Minnesota (2/-)	87-57	W
2/17/18	Northwestern (2/-)	65-60	W
2/20/18	ILLINOIS (2/-)	81-61	W
2/25/18	Wisconsin (2/-)	68-63	W
3/2/18	*Wisconsin (2/-)	63-60	W
3/3/18	*Michigan (2/15)	64-75	L
3/16/18	\$Bucknell (5/-)	82-78	W
3/18/18	\$Syracuse (5/-)	53-55	L

^ Champions Classic (Chicago, Ill.)

% PK80 Invitational (Portland, Ore.)

ACC/Big Ten Challenge

@ Detroit, Mich.

* Big Ten Tournament (New York, N.Y.)

% NCAA Tournament (Detroit, Mich.)

2017-18 Roster

#	Name (Ht., Year, Pos.)	PPG
0	Kyle Ahrens (6-5, Jr., G/F)	--
1	Joshua Langford (6-5, So., G)	11.7
2	Jaren Jackson Jr. (6-11, Fr., F)	10.9
5	Cassius Winston (6-0, So., G)	12.6
10	Jack Hoiberg (5-10, Fr., G)	--
11	Lourawls Naim Jr. (5-10, Sr., G)	1.7
13	Ben Carter (6-9, GS, F)	0.7
14	Brock Washington (6-3, Fr., G)	--
20	Matt McQuaid (6-4, Jr., G)	6.0
22	Miles Bridges (6-7, So., G/F)	17.1
23	Xavier Tillman (6-8, Fr., F)	2.8
25	Kenny Goins (6-6, R-Jr., F)	2.1
34	Gavin Schilling (6-9, R-Sr., F)	2.9
40	Braden Burke (6-11, So., F)	--
41	Conner George (6-3, R-So., G)	0.4
44	Nick Ward (6-8, So., F)	12.4

2018-19

NCAA FINAL FOUR

BIG TEN CHAMPIONS

#5 AP/#3 USA Today

(32-7 Overall; 16-4 - t-1st Big Ten)

DATE	OPPONENT	MSU-OPP	W/L
11/6/18	*Kansas (10/1)	87-92	L
11/11/18	FGCU (10/-)	106-82	W
11/14/18	ULM (11/-)	80-59	W
11/18/18	TENN. TECH (11/-)	101-33	W
11/22/18	% vs. UCLA (11/16)	87-67	W
11/23/18	% vs. Texas (11/-)	78-68	W
11/27/18	Louisville (9/-)	78-82ot	L
11/30/18	Rutgers (9/-)	78-67	W
12/3/18	IOWA (9/14)	90-68	W
12/8/18	Florida (10/-)	63-59	W
12/16/18	GREEN BAY (9/-)	104-83	W
12/21/18	OAKLAND (10/-)	99-69	W
12/29/18	N. ILLINOIS (8/-)	88-60	W
1/2/19	NORTHWESTERN (8/-)	81-55	W
1/5/19	Ohio State (8/14)	86-77	W
1/8/19	PURDUE (6/-)	77-59	W
1/13/19	Penn State (6/-)	71-56	W
1/17/19	Nebraska (6/-)	70-64	W
1/21/19	MARYLAND (6/19)	69-55	W
1/24/19	at Iowa (6/19)	82-67	W
1/27/19	Purdue (6/-)	63-73	L
2/2/19	INDIANA (6/-)	75-79OT	L
2/5/19	Illinois (9/-)	74-79	L
2/9/19	MINNESOTA (9/-)	79-55	W
2/12/19	Wisconsin (11/20)	67-59	W
2/17/19	OHIO STATE (11/-)	62-44	W
2/20/19	RUTGERS (10/-)	71-60	W
2/24/19	Michigan (10/7)	77-70	W
3/2/19	Indiana (6/-)	62-63	L
3/5/19	NEBRASKA (9/-)	91-76	W
3/9/19	MICHIGAN (9/7)	75-63	W
3/15/19	* Ohio State (6/-)	77-70	W
3/16/19	* Wisconsin (6/19)	67-55	W
3/17/19	* Michigan (6/10)	65-60	W
3/21/19	\$ Bradley (5/-)	76-65	W
3/23/19	\$ Minnesota (5/-)	70-50	W
3/29/19	& LSU (5/12)	80-63	W
3/31/19	& Duke (5/1)	68-67	W
4/6/19	# Texas Tech (5/9)	51-61	L

^ Champions Classic (Indianapolis, Ind.)

% Las Vegas Invitational (Las Vegas, Nev.)

* Big Ten Tournament (Chicago, Ill.)

\$ NCAA Tournament (Des Moines, Iowa)

& NCAA Tournament (Washington, D.C.)

% NCAA Final Four (Minneapolis, Minn.)

2018-19 Roster

#	Name (Ht., Year, Pos.)	PPG
0	Kyle Ahrens (6-6, R-Jr., G/F)	4.7
1	Joshua Langford (6-5, Jr., G)	15.0
3	Foster Loyer (6-0, Fr., G)	0.7
5	Cassius Winston (6-1, Jr., G)	18.8
10	Jack Hoiberg (5-11, R-Fr., G)	6.1
11	Aaron Henry (6-6, Fr., F)	2.3
13	Gabe Brown (6-7, Fr., F)	6.3
14	Brock Washington (6-4, R-Fr., G)	0.4
15	Thomas Kithier (6-8, Fr., F)	1.6
20	Matt McQuaid (6-5, Sr., G)	9.8
23	Xavier Tillman (6-8, So., F)	10.0
25	Kenny Goins (6-7, R-Sr., F)	7.9
30	Marcus Bingham Jr. (6-11, Fr., F)	1.0
40	Braden Burke (6-11, R-So., F)	0.6
41	Conner George (6-4, R-Jr., G)	0.6
44	Nick Ward (6-9, Jr., F)	12.9

2019-20

BIG TEN CHAMPIONS

#9 AP/#12 USA Today

(22-9 Overall; 14-6 - t-1st Big Ten)

DATE	OPPONENT	MSU-OPP	W/L
11/5/19	*Kentucky (1/2)	62-69	L
11/10/19	BINGHAMTON (3/-)	100-47	W
11/14/19	& Seton Hall (3/12)	76-73	W
11/18/19	CHARLESTON SO. (3/-)	74-46	W
11/25/19	%Va. Tech (3/-)	66-71	L
11/26/19	%Georgia (3/-)	93-85	W
11/27/19	%UCLA (3/-)	75-62	W
12/3/19	DUKE (11/10)	75-87	L
12/8/19	RUTGERS (11/-)	77-65	W
12/14/19	#OAKLAND (16/-)	72-49	W
12/18/19	Northwestern (15/-)	77-72	W
12/21/19	EAST. MICH. (15/-)	101-48	W
12/29/19	WEST. MICH. (14/-)	95-62	W
1/2/20	ILLINOIS (14/-)	76-66	W
1/5/20	MICHIGAN (14/12)	87-69	W
1/9/20	MINNESOTA (8/-)	74-58	W
1/12/20	Purdue (8/-)	42-71	L
1/17/20	WISCONSIN (15/-)	67-55	W
1/23/20	Indiana (11/-)	63-67	L
1/26/20	Minnesota (11/-)	70-52	W
1/29/20	NORTHWESTERN (14/-)	79-50	W
2/1/20	Wisconsin (14/-)	63-64	W
2/4/20	PENN STATE (16/22)	70-75	L
2/8/20	Michigan (16/-)	68-77	L
2/11/20	Illinois (-/22)	70-69	W
2/15/20	MARYLAND (-/9)	60-67	L
2/20/20	Nebraska (-/-)	86-65	W
2/25/20	IOWA (24/18)	78-70	W
2/29/20	Maryland (24/9)	78-66	W
3/3/20	Penn State (16/20)	79-71	W
3/8/20	OHIO STATE (16/19)	80-69	W

^ Champions Classic (Chicago, Ill.)

& Gavitt Tipoff Games (Newark, N.J.)

% Maui Invitational (Lahaina, Hawaii)

Detroit, Mich.

2019-20 Roster

#	Name (Ht., Year, Pos.)	PPG
0	Kyle Ahrens (6-5, R-Sr., G/F)	3.6
1	Joshua Langford (6-5, Sr., G)	11.7
2	Rocket Watts (6-2, Fr., G)	9.0
3	Foster Loyer (6-0, So., G)	2.9
5	Cassius Winston (6-0, Sr., G)	18.6
10	Jack Hoiberg (5-10, R-So., G)	1.4
11	Aaron Henry (6-6, So., F)	10.0
13	Steven Izzo (5-8, Fr., G)	0.0
14	Brock Washington (6-3, R-So., G)	0.8
15	Thomas Kithier (6-8, So., F)	3.1
20	Joey Hauser (6-9, R-So., F)	--
23	Xavier Tillman (6-8, Jr., F)	13.7
25	Malik Hall (6-7, Fr., F)	4.6
30	Marcus Bingham Jr. (6-11, So., F)	3.5
34	Julius Marble II (6-8, Fr., F)	1.7
40	Braden Burke (6-11, R-Jr., F)	0.2
41	Conner George (6-3, R-Sr., G)	1.1
44	Gabe Brown (6-7, So., F)	6.8

YEAR-BY-YEAR RESULTS



2020-21

NCAA TOURNAMENT

(15-13 Overall; 9-11 - t-8th Big Ten)

DATE	OPPONENT	MSU-OPP	W/L
11/25/20	EASTERN MICH. (13/-)	83-67	W
11/28/20	NOTRE DAME (13/-)	80-70	W
12/1/20	*at Duke (13/9)	75-69	W
12/4/20	DETROIT MERCY (8/-)	83-76	W
12/6/20	WESTERN MICH. (8/-)	79-61	W
12/13/20	OAKLAND (4/-)	109-91	W
12/20/20	Northwestern (4/-)	65-79	L
12/25/20	WISCONSIN (12/9)	76-85	L
12/28/20	Minnesota (12/-)	56-81	L
1/2/21	Nebraska (17/-)	84-77	W
1/5/21	RUTGERS (23/15)	68-45	W
1/8/21	PURDUE (23/-)	54-55	L
1/28/21	Rutgers	37-67	L
1/31/21	Ohio State (-1/3)	62-79	L
2/2/21	Iowa (-1/7)	78-84	L
2/6/21	NEBRASKA	66-56	W
2/9/21	PENN STATE	60-58	W
2/13/21	IOWA (-1/5)	58-88	L
2/16/21	Purdue	65-75	L
2/20/21	Indiana	78-71	W
2/23/21	ILLINOIS (-5)	81-72	W
2/25/21	OHIO STATE (-5)	71-67	W
2/28/21	Maryland	55-73	L
3/2/21	INDIANA	64-58	W
3/4/21	Michigan (-2)	50-69	L
3/7/21	MICHIGAN (-2)	70-64	W
3/11/21	*Maryland	57-68	L
3/18/21	*SCLA	80-86OT	L

^ Champions Classic (Durham, N.C.)

* Big Ten Tournament (Indianapolis, Ind.)

\$ NCAA Tournament (Indianapolis, Ind.)

2020-21 Roster

#	Name (Ht., Year., Pos.)	PPG
0	Aaron Henry (6-6, Jr., F)	15.4
1	Joshua Langford (6-5, Grad, G)	9.7
2	Rocket Watts (6-2, So., G)	7.7
3	Foster Loyer (6-0, Jr., G)	4.2
10	Jack Holberg (5-10, R-Jr., G)	0.5
11	A.J. Hoggard (6-3, Fr., G)	2.5
13	Steven Izzo (5-8, So., G)	0.0
14	Davis Smith (6-1, Fr., G)	0.0
15	Thomas Kithier (6-8, Jr., F)	2.4
20	Joey Hauser (6-9, R-Jr., F)	9.7
22	Mady Sissoko (6-9, Fr., C)	9.7
25	Malik Hall (6-7, So., F)	5.0
30	Marcus Bingham Jr. (6-11, Jr., F)	3.5
34	Julius Marble II (6-8, So., F)	4.0
44	Gabe Brown (6-7, Jr., F)	7.2

MSU's Record

When Ranked	668-225
When Ranked in Top 10	363-112
When Ranked No. 1	15-7
Vs. Ranked Opponents	223-300
Vs. Opp. Ranked in Top 10	77-162
Vs. Opp. Ranked No. 1	4-21

* Rankings based on Associated Press Poll

2021-22

NCAA TOURNAMENT

(23-13 Overall; 11-9 - t-7th Big Ten)

DATE	OPPONENT	MSU-OPP	W/L
11/9/21	*Kansas (-3)	74-87	L
11/12/21	WESTERN MICH.	90-46	W
11/17/21	&Butler	73-52	W
11/20/21	EASTERN MICH.	83-59	W
11/24/21	%Loyola Chicago	63-61	W
11/25/21	%UConn (-22)	64-60	W
11/26/21	%Baylor (-6)	58-75	L
12/1/21	#LOUISVILLE (22/-)	73-64	W
12/4/21	TOLEDO (22/-)	81-68	W
12/8/21	Minnesota (19/-)	75-67	W
12/11/21	PENN STATE (19/-)	80-64	W
12/21/21	vs. Oakland (11/-)	90-78	W
12/29/21	HIGH POINT (10/-)	81-68	W
1/2/22	Northwestern (10/-)	73-67	W
1/5/22	NEBRASKA (10/-)	79-67	W
1/12/22	MINNESOTA (10/-)	71-69	W
1/15/22	NORTHWESTERN (10/-)	62-64	L
1/21/22	Wisconsin (14/8)	86-74	W
1/25/22	Illinois (10/24)	55-56	L
1/29/22	MICHIGAN (10/-)	83-67	W
2/1/22	Maryland (13/-)	65-63	W
2/5/22	Rutgers (13/-)	63-84	L
2/8/22	WISCONSIN (17/14)	62-70	L
2/12/22	INDIANA (17/-)	76-61	W
2/15/22	Penn State (19/-)	58-62	L
2/19/22	ILLINOIS (19/12)	74-79	L
2/22/22	Iowa (-25)	60-86	L
2/26/22	PURDUE (-4)	68-65	W
3/1/22	Michigan	70-87	L
3/3/22	Ohio State (-23)	69-80	L
3/6/22	MARYLAND	77-67	W
3/10/22	*Maryland	76-72	W
3/11/22	*Wisconsin (-12)	69-63	W
3/12/22	*Purdue (-9)	70-75	L
3/18/22	\$Davidson	74-73	W
3/20/22	\$Duke (-9)	76-85	L

^ Champions Classic (Chicago, Ill.)

& Gavitt Tipoff Games (Indianapolis, Ind.)

! PK85 Invitational (Portland, Ore.)

% ACC/Big Ten Challenge

* ACC/Big Ten Challenge

\$ NCAA Tournament (Indianapolis, Ind.)

\$ NCAA Tournament (Greenville, S.C.)

2021-22 Roster

#	Name (Ht., Year., Pos.)	PPG
1.1	Pierre Brooks (6-6, Fr., G)	0.9
2	Tyson Walker (6-0, Jr., G)	8.2
3	Jaden Akins (6-4, Fr., G)	3.4
5	Max Christie (6-8, Fr., G)	9.3
10	Joey Hauser (6-9, R-Sr., F)	7.4
11	A.J. Hoggard (6-4, So., G)	7.0
13	Steven Izzo (5-8, Jr., G)	0.0
14	Davis Smith (6-0, So., G)	0.0
15	Maliq Carr (6-5, R-Fr., G/F)	0.0
20	Mike Peterson (6-7, Grad, G)	0.0
22	Mady Sissoko (6-9, So., C)	1.1
25	Malik Hall (6-7, Jr., F)	8.9
30	Marcus Bingham Jr. (6-11, Sr., F)	9.3
34	Julius Marble II (6-9, Jr., F)	6.4
35	Peter Nwoke (6-7, Fr., F)	--
40	Keon Coleman (6-4, Fr., G)	0.0
43	Jason Whitens (6-5, R-Sr., G)	--
44	Gabe Brown (6-8, Sr., F)	11.6

2022-23

NCAA TOURNAMENT

(21-13 Overall; 11-9 - 4th Big Ten)

DATE	OPPONENT	MSU-OPP	W/L
11/7/22	NORTHERN ARIZONA	73-55	W
11/11/22	%Gonzaga	63-64	L
11/17/22	*Kentucky	86-772OT	W
11/18/22	&VILLANOVA	73-71	W
11/24/22	!Alabama (12/18)	70-81	L
11/25/22	!Oregon (12/-)	74-70	W
11/27/22	!Portland (12/-)	78-77	W
11/30/22	#Notre Dame (20/-)	52-70	L
12/4/22	NORTHWESTERN (20/-)	63-70	L
12/7/22	Penn State	67-58	W
12/10/22	Brown	68-50	W
12/21/22	OAKLAND	67-54	W
12/30/22	BUFFALO	89-68	W
1/3/23	NEBRASKA	74-56	W
1/7/23	MICHIGAN	59-53	W
1/10/23	Wisconsin (-1/18)	69-65	W
1/13/23	Illinois	66-75	L
1/16/23	PURDUE (-3)	63-64	L
1/19/23	RUTGERS (-23)	70-57	W
1/22/23	Indiana	69-82	L
1/26/23	IOWA	63-61	W
1/29/23	Purdue (-1/1)	61-77	L
2/4/23	Rutgers	55-61	L
2/7/23	MARYLAND	63-58	W
2/12/23	at Ohio State	62-41	W
2/18/23	Michigan	72-84	L
2/21/23	INDIANA (-1/7)	80-65	W
2/25/23	Iowa	106-112(2OT)	L
2/28/23	Nebraska	80-67	W
3/4/23	OHIO STATE	84-78	W
3/10/23	*Ohio State	58-68	L
3/17/23	\$Southern California	72-62	W
3/19/23	\$Marquette (-6)	69-60	W
3/23/23	&Kansas State (-15)	93-98OT	L

^ Carrier Classic (USS Abraham Lincoln, San Diego)

^ Champions Classic (Chicago, Ill.)

& Gavitt Tipoff Games (Indianapolis, Ind.)

! PK85 Invitational (Portland, Ore.)

% ACC/Big Ten Challenge

* Big Ten Tournament (Chicago, Ill.)

\$ NCAA Tournament (Columbus, Ohio)

\$ NCAA Tournament (New York, N.Y.)

2022-23 Roster

#	Name (Ht., Year., Pos.)	PPG
0	Jaxon Kohler (6-9, Fr., F)	3.0
1	Pierre Brooks (6-6, So., G)	3.6
2	Tyson Walker (6-0, Jr., G)	14.8
3	Jaden Akins (6-4, Fr., G)	9.8
5	Tre Holloman (6-2, Fr., G)	1.3
7	Joey Hauser (6-9, R-Sr., F)	14.4
11	A.J. Hoggard (6-4, So., G)	12.9
13	Steven Izzo (5-8, Jr., G)	0.0
14	Davis Smith (6-0, So., G)	0.2
15	Carson Cooper (6-11, Fr., C)	1.6
20	Nick Sanders (5-9, Fr., G)	0.0
22	Mady Sissoko (6-9, So., C)	5.1
25	Malik Hall (6-7, Jr., F)	8.9
43	Jason Whitens (6-5, R-Sr., G)	0.4

ALL-TIME RECORD VS. OPPONENTS

AC Spark Plug (Flint) 1-0			
(A - 1-0)			
12-26-1919	A	W	29-28

Adrian 12-0			
(H - 9-0; A - 3-0)			
1-18-1906	H	W	43-18
3-10-1906	A	W	21-20
2-7-1907	H	W	54-24
2-20-1907	A	W	41-20
1-17-1908	H	W	30-14
2-22-1908	A	W	42-31
1-25-1909	H	W	53-13
12-15-1923	H	W	25-12
12-10-1924	H	W	42-16
12-12-1925	H	W	30-14
12-8-1926	H	W	33-29
12-7-1927	H	W	30-25

Akron 1-0			
(A - 1-0)			
2-27-1914	A	W	45-30

Alabama 1-2			
(N - 1-2)			
12-28-1983	N	L	69-81
12-23-1998	N	W	75-58
11-24-2022	N	L	70-81

Alabama-Birmingham 0-2			
(N - 0-2)			
3-15-1985	N	L	68-70
3-29-1989	N	L	76-78ot

Alabama State 1-0			
(N - 1-0)			
3-16-2001	N	W	69-35

Albion 10-1			
(H - 8-1; A - 2-0)			
2-23-1906	A	W	44-11
3-3-1906	H	W	59-8
2-2-1912	H	W	60-23
1-2-1922	H	W	33-13
1-12-1927	H	L	31-37
2-8-1928	H	W	52-20
12-3-1932	H	W	31-29
12-2-1935	H	W	36-28
12-9-1936	H	W	32-22
1-8-1945	A	W	72-36
1-22-1945	H	W	58-38

Alcorn State 1-0			
(H - 1-0)			
12-13-2008	H	W	118-60

Alger Country Club 1-0			
(A - 1-0)			
3-21-1920	A	W	17-14

Alma 15-1			
(H - 12-0; A - 3-1)			
2-1-1902	H	W	102-3
3-9-1902	A	W	29-3
1-23-1904	H	W	52-7
2-27-1904	A	L	14-22
3-16-1906	H	W	52-8
1-20-1911	H	W	51-24
2-24-1911	A	W	23-21
1-16-1912	H	W	53-14
2-16-1912	A	W	37-15
1-27-1913	H	W	48-24
1-20-1917	H	W	47-7
1-4-1922	H	W	43-17
2-17-1923	H	W	27-21

2-6-1931	H	W	42-20
12-3-1931	H	W	39-12
11-27-1948	H	W	46-33

Alpena Independent 1-0			
(A - 1-0)			
3-20-1920	A	W	22-11

Alumni 3-1			
(H - 3-1)			
3-14-1925	H	W	43-19
3-6-1926	H	L	38-40
2-25-1927	H	W	36-24
1-17-1959	H	W	63-56

Ann Arbor YMCA 0-2			
(H - 0-1; A - 0-1)			
2-12-1906	H	L	20-21
2-24-1906	A	L	25-29

Arizona 2-5			
(H - 1-1; A - 0-2; N - 1-2)			
1-2-1947	H	L	43-45
12-29-1987	A	L	58-78
12-11-2000	A	L	68-79
3-31-2001	N	L	61-80
12-15-2001	H	W	74-60
11-23-2005	N	W	74-70t
11-11-2016	N	L	63-65

Arizona State 1-0			
(N - 1-0)			
12-30-1972	N	W	83-74

Arkansas 2-0			
(N - 2-0)			
11-27-1991	N	W	86-71
11-28-1995	N	W	75-72

Arkansas-Little Rock 2-0			
(H - 1-0; N - 1-0)			
12-3-2005	N	W	72-67
11-20-2011	H	W	69-47

Arkansas-Pine Bluff 3-0			
(H - 3-0)			
12-5-2012	H	W	76-44
12-6-2014	H	W	85-52
11-20-2015	H	W	92-46

Armour Instit. of Tech. 7-2			
(H - 5-0; A - 2-2)			
1-12-1907	H	W	51-24
2-27-1908	A	L	26-29
2-21-1909	H	W	53-7
2-11-1910	A	W	26-11
1-21-1911	H	W	51-11
2-3-1911	A	L	21-36
1-12-1912	A	W	39-30
1-27-1912	H	W	51-18
2-12-1923	H	W	27-22

Army 1-0			
(H - 1-0)			
12-1-1984	H	W	76-64

Auburn 1-0			
(N - 1-0)			
11-24-1989	N	W	92-79

Austin Peay 3-1			
(H - 3-0; A - 0-1)			
12-19-1987	A	L	77-85
12-17-1988	H	W	70-60
12-9-1989	H	W	88-76

12-27-1991	H	W	82-71
------------	---	---	-------

Ball State 1-0			
(H - 1-0)			
12-29-1994	H	W	117-95

Baltimore 1-0			
(A - 1-0)			
1-29-1940	A	W	39-28

Battle Creek YMCA 3-0			
(H - 2-0; A - 1-0)			
2-25-1905	H	W	94-4
2-24-1908	A	W	28-14
2-18-1909	H	W	32-25

Bay City YMCA 3-0			
(H - 2-0; A - 1-0)			
1-21-1905	H	W	47-20
3-3-1905	A	W	30-14
2-7-1910	H	W	84-12

Baylor 0-2			
(N - 0-2)			
11-24-2016	N	L	58-73
11-26-2021	N	L	58-75

Belmont 1-0			
(H - 1-0)			
12-19-2006	H	W	67-58

Bethany 2-1			
(H - 2-0; A - 0-1)			
3-2-1921	H	W	41-18
1-16-1930	A	L	27-36
2-11-1930	H	W	36-32

Binghamton 2-0			
(H - 2-0)			
12-5-2015	H	W	76-33
11-10-2019	H	W	100-47

Boise State 3-0			
(H - 1-0; A - 1-0; N - 1-0)			
11-29-1982	A	W	71-59
12-10-2012	H	W	74-70
11-27-2015	N	W	77-67

Boston College 3-3			
(H - 1-0; A - 0-1; N - 2-2)			
2-22-1947	H	W	70-49
12-28-1973	N	L	81-94
12-28-1984	N	L	78-82
12-6-2005	N	W	77-70
11-29-2006	A	L	58-65
11-26-2015	N	W	99-68

Bowling Green 11-3			
(H - 7-1; A - 3-1; N - 1-1)			
12-3-1959	H	W	96-67
12-5-1960	A	W	70-67
12-7-1963	H	W	104-81
12-7-1965	A	W	84-59
12-28-1966	N	L	67-75
3-18-1983	H	W	72-71
12-10-1988	H	W	89-72
12-18-1989	H	L	79-81
12-1-1990	A	L	85-98
12-28-1993	H	W	62-49
12-27-2000	N	W	85-69
12-4-2010	H	W	74-39
12-17-2011	H	W	74-60
12-18-2012	A	W	64-53

ALL-TIME RECORD VS. OPPONENTS

Bradley 5-0
(H - 2-0; A - 1-0; N - 2-0)

12-19-1969	N	W	89-87
12-3-2006	H	W	82-53
12-4-2007	A	W	66-61
12-7-2008	H	W	75-59
3-21-2019	N	W	76-65

Brigham Young 5-4
(H - 3-0; A - 0-3; N - 2-1)

12-29-1930	H	W	29-28
12-8-1956	H	W	79-61
12-21-1959	A	L	75-79
12-23-1963	A	L	90-95
12-16-1980	A	L	50-82
12-4-1982	H	W	63-55
12-29-1986	N	L	88-96
12-9-2006	N	W	76-61
12-8-2007	N	W	68-61

Brooklyn 2-0
(H - 2-0)

12-15-1983	H	W	85-72
12-2-1986	H	W	80-62

Brown 1-0
(H - 1-0)

11-8-2006	H	W	45-34
-----------	---	---	-------

Buchtel 0-1
(A - 0-1)

2-27-1913	A	L	30-35
-----------	---	---	-------

Bucknell 2-0
(H - 1-0; N - 1-0)

11-21-2003	H	W	64-52
3-18-2018	N	W	82-78

Buffalo 4-0
(H - 1-0; A - 3-0)

2-1-1917	H	W	36-17
1-16-1933	A	W	29-18
1-12-1934	A	W	37-30
1-14-1938	A	W	65-35

Butler 14-11
(H - 9-2; A - 5-8; N - 0-1)

1-14-1927	A	L	16-53
1-31-1927	H	L	23-29
2-1-1936	H	L	21-24
2-8-1937	A	L	21-27
1-28-1938	H	W	21-15
1-21-1939	A	L	33-34
1-28-1939	H	W	39-29
1-26-1942	H	W	40-39
2-7-1942	A	L	36-38
12-17-1956	A	L	79-83
12-2-1957	H	W	74-55
12-8-1958	H	W	72-46
12-28-1959	A	W	85-80
12-3-1960	H	W	77-71
12-23-1961	A	W	77-72
12-28-1963	A	W	76-65
12-19-1964	A	L	89-90
12-9-1965	H	W	75-56
12-14-1967	A	L	55-65
12-13-1968	H	W	70-60
12-17-1969	A	L	60-81
12-14-1970	H	W	99-75
12-20-1971	A	W	77-71
4-3-2010	N	L	50-52
11-17-2021	A	W	73-52

Camp Grant 0-2
(H - 0-1; A - 0-1)

1-29-1943	H	L	31-39
2-20-1943	A	L	31-43

California 0-5
(H - 0-1; A - 0-2; N - 0-2)

1-5-1938	H	L	29-31
12-22-1939	A	L	37-41
12-23-1959	A	L	60-71
12-30-1961	N	L	72-85
12-20-1963	N	L	68-78

Cal State Fullerton 4-0
(H - 2-0; A - 1-0; N - 1-0)

12-1-1967	H	W	80-49
12-9-1978	H	W	92-89
12-6-1980	A	W	58-42
12-29-1981	N	W	51-50t

UCLA 4-7
(H - 1-1; A - 1-3; N - 2-3)

12-19-1952	H	L	55-60
12-31-1953	A	L	57-67
12-27-1957	A	W	63-61
12-28-1960	A	L	61-96
12-20-2003	A	L	58-64
12-21-2004	H	W	76-64
11-20-2007	N	L	63-68
3-17-2011	N	L	76-78
11-22-2018	N	W	87-67
11-27-2019	N	W	75-62
3-18-2021	N	L	80-86OT

UC Santa Barbara 1-0
(N - 1-0)

3-17-1990	N	W	62-58
-----------	---	---	-------

Canisius 4-0
(H - 2-0; A - 2-0)

12-8-1975	H	W	83-68
12-18-1976	A	W	82-59
11-24-1984	A	W	80-71
12-7-1985	H	W	90-61

Carleton 0-1
(H - 0-1)

1-7-1924	H	L	12-27
----------	---	---	-------

Carnegie Inst. of Tech. 4-0
(H - 3-0; A - 1-0)

12-29-1921	H	W	38-17
12-30-1922	H	W	37-29
2-19-1926	H	W	27-22
1-17-1930	A	W	35-23

Case 1-1
(H - 1-0; A - 0-1)

1-8-1937	A	L	34-38
1-1-1938	H	W	48-34

Central Connecticut St. 1-0
(H - 1-0)

12-7-2011	H	W	89-69
-----------	---	---	-------

Central Florida 1-0
(H - 1-0)

11-27-1998	H	W	87-64
------------	---	---	-------

Central Michigan 30-3
(H - 25-2; A - 5-1)

2-3-1906	H	W	37-12
2-16-1906	A	W	21-18
1-26-1907	H	W	42-18
3-1-1907	A	W	33-22

1-4-1908	A	W	46-8
2-5-1908	H	W	41-23
1-6-1912	H	W	72-10
1-7-1920	H	W	29-15
1-8-1921	H	W	26-21
1-25-1922	H	W	27-21
1-27-1923	H	W	28-13
1-29-1924	H	W	21-20
1-26-1934	H	W	32-27
12-1-1934	H	W	43-14
1-7-1939	H	W	29-24
12-8-1941	H	W	29-23
12-22-1970	H	W	85-74
12-19-1972	H	W	96-74
12-1-1973	A	W	78-70
12-2-1974	H	W	82-78
12-1-1975	H	W	69-61
11-29-1976	A	L	76-81
11-28-1977	H	W	68-61
11-27-1978	H	W	71-54
12-18-1979	A	W	95-76
11-29-1980	H	L	66-89
11-27-1981	H	W	89-70
11-27-1982	H	W	62-47
11-25-1983	H	W	73-52
11-29-1985	H	W	103-60
12-20-1990	H	W	74-61
12-29-1995	H	L	62-69
11-28-1997	H	W	89-61

Central State 1-0
(H - 1-0)

1-27-1931	H	W	31-18
-----------	---	---	-------

Chaminade 3-0
(N - 3-0)

11-20-1995	N	W	69-66
11-21-2005	N	W	89-67
11-22-2010	N	W	82-74

Charleston Southern 1-0
(H - 1-0)

11-18-2019	H	W	94-46
------------	---	---	-------

Chicago 2-3
(H - 0-1; A - 2-2)

12-31-1919	H	L	25-32
12-22-1923	A	L	17-21
12-20-1924	A	W	29-15
12-19-1925	A	W	28-21
12-18-1926	A	L	24-33

Chicago State 2-0
(H - 2-0)

12-16-2006	H	W	69-61
11-13-2007	H	W	86-53

Chicago West. YMCA 0-1
(H - 0-1)

1-19-1904	H	L	13-44
-----------	---	---	-------

Chicago YMCA College 3-0
(H - 3-0)

1-28-1920	H	W	33-20
3-4-1922	H	W	25-21
1-30-1923	H	W	23-19

Cincinnati 9-4
(H - 4-2; A - 4-1; N - 1-1)

12-5-1930	H	W	22-8
1-22-1942	H	W	37-30
2-6-1942	A	W	36-30
1-6-1945	H	L	37-39
1-12-1945	A	L	50-54
1-5-1946	H	W	69-38



ALL-TIME RECORD VS. OPPONENTS

2-4-1946	A	W	69-39
12-19-1978	N	W	63-52
12-21-1981	H	L	45-56
12-13-1982	A	W	70-69
12-13-1990	A	W	65-63
12-21-1991	H	W	90-89
3-22-1992	N	L	65-77

Citadel, The				4-0
(H - 3-0; A - 1-0)				
11-12-2006	H	W	73-41	
12-17-2008	H	W	79-65	
12-7-2009	A	W	69-56	
12-22-2014	H	W	82-56	

Cleveland State				9-0
(H - 6-0; A - 3-0)				
12-21-1982	H	W	95-56	
12-12-1983	A	W	71-62	
12-7-1993	A	W	90-76	
12-12-1994	H	W	111-68	
12-3-1996	H	W	83-78	
12-6-1997	A	W	85-54	
12-8-2002	H	W	79-47	
12-16-2005	H	W	83-75	
12-29-2017	H	W	111-61	

Coe				1-0
(H - 1-0)				
1-16-1928	H	W	35-25	

Colgate				5-1
(H - 2-0; A - 3-1)				
2-1-1929	A	L	35-36	
1-16-1931	A	W	41-31	
1-17-1931	A	W	50-30	
1-29-1932	H	W	30-21	
1-30-1932	H	W	29-28	
1-17-1933	A	W	40-26	

Colorado				3-1
(H - 1-0; N - 2-1)				
12-28-1956	N	L	87-90	
12-14-1957	H	W	84-44	
12-28-1988	N	W	60-57	
3-21-2003	N	W	79-64	

Colorado State				1-0
(N - 1-0)				
12-17-1971	N	W	67-63	

Columbia				1-0
(H - 1-0)				
11-15-2013	H	W	62-53	

Concordia				1-0
(H - 1-0)				
1-15-1927	H	W	45-25	

Connecticut				4-4
(H - 1-0; A - 0-1; N - 3-3)				
12-5-1998	A	L	68-82	
2-5-2000	H	W	85-66	
4-4-2009	N	W	82-73	
11-23-2010	N	L	67-70	
11-9-2012	N	L	62-66	
3-30-2014	N	L	54-60	
11-24-2017	N	W	77-57	
11-25-2021	N	W	64-60	

Coppin State				2-0
(H - 2-0)				
12-30-2003	H	W	78-72	
12-31-2005	H	W	78-54	

Cornell				5-1
(H - 5-1)				
1-3-1929	H	W	38-24	
1-2-1932	H	W	29-26	
12-20-1948	H	L	45-56	
12-29-1949	H	W	61-54	
12-29-1993	H	W	83-69	
11-24-2000	H	W	89-56	

Creighton				7-5
(H - 4-2; A - 3-3)				
2-11-1920	A	L	21-22	
2-12-1920	A	W	18-15	
3-1-1920	H	W	31-24	
3-3-1921	H	W	27-20	
2-3-1922	A	L	30-41	
2-4-1922	A	L	21-25	
2-27-1922	H	L	28-34	
12-18-1939	A	W	32-30	
12-19-1939	A	W	38-21	
12-30-1940	H	L	29-37	
12-31-1940	H	W	34-29	
12-5-1953	H	W	88-51	

Dartmouth				1-0
(H - 1-0)				
12-28-1951	H	W	47-42	

Davidson				1-0
(N - 1-0)				
3-18-2022	N	W	74-73	

Dayton				2-0
(H - 1-0; A - 1-0)				
12-7-1991	A	W	83-74	
12-19-1992	H	W	65-60	

Dearborn Naval A.B.				1-0
(H - 1-0)				
1-19-1943	H	W	55-24	

Defiance				2-0
(H - 1-0; A - 1-0)				
1-23-1915	H	W	54-12	
1-30-1915	A	W	30-19	

Delaware				1-0
(N - 1-0)				
3-20-2014	N	W	93-78	

Delaware State				1-0
(H - 1-0)				
12-18-2004	H	W	63-45	

Denison				0-1
(A - 0-1)				
2-28-1913	A	L	18-44	

Denver				1-0
(H - 1-0)				
12-13-1951	H	W	50-48	

DePaul				5-7
(H - 2-3; A - 2-4; N - 1-0)				
2-26-1908	A	W	26-17	
1-13-1909	H	W	76-7	
2-16-1937	H	L	21-23	
1-23-1943	A	L	37-45	
1-18-1946	A	L	52-58	
1-25-1947	A	L	45-52	
1-24-1948	A	L	42-52	
2-3-1948	H	L	49-63	
12-22-1954	H	L	75-76	
1-29-1955	A	W	88-72	
11-30-2003	H	W	89-81	
11-23-2017	N	W	73-51	

DePauw				1-5
(H - 0-3; A - 1-2)				
1-31-1919	A	W	18-17	
2-12-1919	H	L	12-21	
2-18-1920	H	L	21-33	
2-23-1920	A	L	18-31	
1-21-1921	A	L	19-39	
2-7-1921	H	L	23-26	

Detroit				46-16
(H - 27-6; A - 19-10)				
12-29-1917	A	L	22-32	
1-3-1920	A	L	29-30	
2-23-1924	H	W	31-17	
2-11-1925	H	W	23-22	
1-26-1926	A	L	10-16	
2-2-1926	H	L	22-29	
1-19-1927	H	W	30-23	
2-12-1927	A	L	27-30	
1-13-1928	H	W	27-23	
2-17-1928	H	W	17-13	
1-18-1929	A	W	27-13	
2-15-1929	H	W	40-15	
1-9-1930	H	W	26-20	
1-25-1930	A	W	21-18	
2-10-1931	H	W	34-16	
2-21-1931	A	W	16-11	
1-19-1932	H	W	22-13	
2-17-1932	A	W	35-34	
2-15-1933	H	W	30-28	
2-18-1933	A	L	16-27	
2-14-1934	H	W	27-20	
2-17-1934	A	W	28-22	
1-31-1942	A	W	32-28	
2-16-1942	H	L	37-39	
2-14-1945	H	W	53-29	
2-24-1945	A	W	62-38	
1-23-1946	H	W	40-38	
2-9-1946	H	W	58-46	
1-11-1947	A	W	52-44	
2-19-1947	H	W	55-48	
1-20-1948	A	W	52-34	
1-26-1948	H	W	66-31	
1-10-1949	H	W	66-49	
1-17-1949	A	L	34-35	
1-9-1950	A	L	55-66	
2-14-1950	H	W	57-54	
12-5-1950	H	W	45-31	
12-18-1951	A	W	52-47	
12-4-1954	H	L	78-84	
2-1-1956	A	W	85-78	
12-6-1957	A	W	71-59	
12-6-1958	H	W	88-51	
12-22-1973	A	L	71-70t	
12-23-1974	A	W	72-69	
12-22-1975	A	L	82-85	
12-15-1976	H	L	94-99	
12-21-1977	A	W	103-74	
12-20-1979	A	W	63-57	
12-2-1981	A	W	65-60t	
12-18-1982	H	W	75-70t	
11-27-1987	H	W	65-60t	
12-15-1988	A	W	96-90t	
12-16-1989	H	W	94-65	
12-8-1990	A	W	83-61	
12-14-1991	H	W	91-75	
12-12-1993	H	W	74-63	
12-17-1994	A	W	80-63	
12-10-1995	H	L	61-63	
12-14-1996	A	L	84-83ot	
12-13-1997	H	L	65-68	
11-12-2001	H	W	80-70	
12-4-2020	H	W	83-76	



ALL-TIME RECORD VS. OPPONENTS

Detroit A.C. 0-4			
(A - 0-4)			
3-25-1904	A	L	8-33
2-10-1905	A	L	30-39
2-10-1911	A	L	12-54
12-19-1919	A	L	11-23

Detroit Burroughs 3-0			
(H - 2-0; A - 1-0)			
1-18-1909	H	W	24-15
2-22-1909	A	W	20-19
1-30-1914	H	W	29-22

Detroit Law College 2-0			
(H - 2-0)			
1-3-1922	H	W	56-3
12-28-1923	H	W	25-14

Detroit Rayls 1-1			
(H - 1-0; A - 0-1)			
1-21-1913	H	W	37-12
1-10-1919	A	L	16-37

Detroit Spaldings 2-1			
(H - 1-1; A - 1-0)			
1-14-1910	H	W	20-18
1-9-1911	H	L	9-21
1-18-1911	A	W	25-18

Detroit YMCA 10-14			
(H - 8-6; A - 2-8)			
1-26-1903	H	W	43-8
1-28-1907	A	L	14-31
2-19-1907	H	L	17-23
1-20-1908	A	L	20-33
2-14-1908	H	L	27-29
2-11-1909	A	L	18-25
3-11-1909	H	W	33-28
3-7-1910	A	W	27-24
1-30-1911	A	L	11-22
2-24-1912	H	W	42-26
3-4-1912	A	W	20-17
2-11-1913	A	L	22-23
3-8-1913	H	W	39-9
2-14-1914	H	L	27-29
3-3-1914	H	L	22-27
1-22-1915	H	W	23-14
3-2-1915	A	L	9-21
2-12-1916	H	W	27-23
3-7-1916	H	L	14-35
2-3-1917	H	W	33-26
3-10-1917	H	L	15-30
12-28-1917	A	L	13-31
1-26-1918	A	L	20-34
3-9-1918	H	W	23-16

DeVilbiss College 0-1			
(A - 0-1)			
12-20-1919	A	L	25-37

Drake 2-1			
(H - 1-1; A - 1-0)			
12-2-1944	H	W	44-36
12-12-1964	H	L	75-91
12-22-1965	A	W	61-50

Duke 4-14			
(H - 0-2; A - 1-3; N - 3-9)			
12-29-1958	N	W	82-57
3-20-1994	N	L	74-85
12-2-1998	N	L	67-73
3-27-1999	N	L	62-68
12-3-2003	H	L	50-72
11-30-2004	A	L	74-81
3-25-2005	N	W	78-68

12-1-2010	A	L	79-84
11-15-2011	N	L	69-74
3-29-2013	N	L	61-71
11-18-2014	N	L	71-81
4-4-2015	N	L	61-81
11-29-2016	A	L	69-78
11-14-2017	N	L	81-88
3-31-2019	N	W	68-67
12-3-2019	H	L	75-87
12-1-2020	A	W	75-69
3-20-2022	N	L	76-85

Earlham 1-1			
(H - 0-1; A - 1-0)			
1-30-1925	A	W	24-23
12-13-1926	H	L	21-26

East Tennessee State 7-0			
(H - 4-0; A - 2-0; N - 1-0)			
1-2-1993	A	W	80-69
11-28-1993	N	W	92-69
12-9-1993	H	W	107-81
12-21-1995	H	W	63-57
11-25-1996	H	W	83-45
11-17-1997	H	W	82-59
12-10-1998	A	W	86-53

Eastern Illinois 1-0			
(H - 1-0)			
12-27-1997	H	W	81-69

Eastern Kentucky 1-0			
(H - 1-0)			
12-1-1969	H	W	89-85

Eastern Michigan 33-3			
(H - 23-1; A - 9-2; N - 1-0)			
3-3-1900	A	W	25-8
3-2-1901	H	W	21-6
3-16-1901	A	W	12-7
2-13-1903	A	W	23-7
3-7-1903	H	W	49-5
2-6-1904	A	W	22-2
3-5-1904	H	W	62-10
1-29-1907	A	W	50-25
3-2-1907	H	W	72-13
1-14-1922	H	W	28-22
1-13-1923	H	W	19-17
1-30-1926	H	L	23-35
1-22-1934	H	W	34-27
1-8-1935	H	W	35-14
1-24-1935	A	W	53-28
1-25-1936	A	W	37-24
1-29-1936	H	W	18-15
1-18-1945	A	W	75-31
12-10-1973	H	W	91-69
12-7-1974	H	W	92-60
12-6-1975	A	L	79-85
12-11-1976	H	W	54-50t
12-12-1980	H	W	73-63
11-28-1986	H	W	99-83
12-17-1987	A	L	80-80t
12-22-1988	H	W	91-76
12-23-1989	H	W	87-73
3-12-1998	N	W	83-71
12-4-1999	H	W	74-57
11-12-2010	H	W	96-66
11-27-2011	A	W	72-40
12-17-2014	H	W	66-46
11-23-2015	H	W	89-65
12-21-2019	H	W	101-48
11-25-2020	H	W	83-67
11-20-2021	H	W	83-59

Eastern Washington 1-0			
(H - 1-0)			
11-25-2000	H	W	83-61

Evansville 4-0			
(H - 2-0; A - 2-0)			
12-20-1989	A	W	80-66
12-18-1990	H	W	81-76
12-6-1995	H	W	67-63
12-17-1996	A	W	86-77

Florida 5-3			
(H - 2-0; A - 1-1; N - 2-2)			
12-30-1987	N	L	59-83
4-3-2000	N	W	89-76
12-6-2000	H	W	99-83
12-5-2001	A	L	70-74
3-23-2003	N	W	68-46
11-27-2009	N	L	74-77
12-12-2015	H	W	58-52
12/8/2018	A	W	63-59

Florida A&M 1-0			
(H - 1-0)			
11-19-2004	H	W	104-72

Florida Atlantic 1-0			
(H - 1-0)			
11-13-2015	H	W	82-55

Florida Gulf Coast 3-0			
(H - 3-0)			
11-13-2009	H	W	97-58
11-20-2016	H	W	78-77
11/11/2018	H	W	106-82

Florida International 1-0			
(H - 1-0)			
12-18-2005	H	W	85-58

Florida State 1-1			
(H - 1-0; A - 0-1)			
3-17-1997	A	L	63-68
11-30-2011	H	W	65-49

Fort Custer Officers 4-1			
(H - 3-1; A - 1-0)			
1-9-1918	H	L	16-27
1-19-1918	H	W	24-20
1-24-1919	H	W	31-13
12-19-1919	A	W	53-3
12-2-1941	H	W	50-29

Franklin 0-2			
(H - 0-1; A - 0-1)			
1-31-1925	A	L	14-36
2-20-1925	H	L	16-28

Fresno State 1-3			
(H - 0-1; A - 0-1; N - 1-1)			
3-21-1983	H	L	58-72
3-19-1996	A	L	70-80
3-18-2001	N	W	81-65
11-23-2001	N	L	58-63

Furman 3-0			
(H - 2-0; A - 1-0)			
11-28-1988	H	W	98-68
12-2-1989	A	W	84-63
11-23-1990	H	W	78-73

Geneva 1-0			
(A - 1-0)			
1-9-1937	A	W	42-41

ALL-TIME RECORD VS. OPPONENTS

Georgetown 1-1

(N - 1-1)			
3-15-1986	N	W	80-68
2-1-2014	N	L	60-64

George Mason 2-1

(H - 1-0; N - 1-1)			
12-28-1990	H	W	97-72
12-5-2004	N	W	66-60
3-17-2006	N	L	65-75

George Washington 4-3

(H - 2-1; A - 2-0; N - 0-2)			
12-30-1955	N	L	62-65
12-18-1984	A	W	68-54
12-4-1985	H	W	87-61
12-6-1986	A	W	77-62
12-5-1987	H	L	64-65
3-12-1997	H	W	65-50
12-4-2004	N	L	83-96

Georgia 2-0

(N - 2-0)			
3-20-2015	N	W	70-63
11-26-2019	N	W	93-85

Georgia Tech 2-2

(H - 2-1; N - 0-1)			
1-4-1947	H	W	62-52
12-22-1949	H	L	60-68
3-23-1990	N	L	80-81ot
11-30-2005	H	W	88-86

Gonzaga 4-2

(H - 2-0; A - 1-0; N - 1-2)			
11-29-1997	H	W	70-68
3-23-2001	N	W	77-62
11-22-2005	N	L	106-103ot
11-17-2009	H	W	75-71
12-10-2011	A	W	74-67
11-11-2022	N	L	63-64

Governor's Guard 3-0

(A - 3-0)			
3-10-1900	A	W	25-7
2-15-1902	A	W	19-0
2-18-1903	A	W	19-7

Grand Rapids JC 1-0

(A - 1-0)			
2-26-1921	A	W	20-11

Grand Rapids YMCA 6-2

(H - 3-0; A - 3-2)			
3-14-1903	H	W	42-7
2-12-1904	A	W	14-13
3-12-1904	H	W	41-10
1-28-1905	A	L	22-38
2-10-1906	A	W	25-20
1-25-1908	H	W	74-16
1-5-1918	A	L	21-22
1-4-1919	A	W	19-17

Great Lakes Naval T.S 1-4

(H - 1-2; A - 0-2)			
1-6-1942	H	W	33-31
1-9-1943	A	L	34-38
2-11-1943	H	L	39-56
12-5-1945	H	L	49-53
2-11-1946	A	L	58-59

Gwinn Club 1-0

(A - 1-0)			
3-25-1920	A	W	66-12

Hardin-Simmons 1-0

(H - 1-0)			
12-16-1967	H	W	95-76

Harvard 3-2

(H - 2-2; N - 1-0)			
12-24-1941	H	W	39-28
1-1-1943	H	L	28-31
12-29-1947	H	W	53-40t
12-28-1949	H	L	57-68
3-22-2014	N	W	80-73

Haskell Indians 1-0

(H - 1-0)			
2-17-1908	H	W	33-18

Hawai'i 0-2

(A - 0-2)			
12-30-1981	A	L	61-62
11-19-2005	A	L	62-84

Hawaiian All-Stars 1-1

(H - 1-1)			
1-26-1937	H	L	24-25
1-11-1938	H	W	55-31

Hawaiian Army 1-0

(A - 1-0)			
12-30-1965	A	W	97-69

Hawaiian Marines 1-0

(A - 1-0)			
12-27-1965	A	W	84-53

High Point 1-0

(H - 1-0)			
12-29-2021	H	W	81-68

Hillsdale 8-0

(H - 7-0; A - 1-0)			
3-1-1902	H	W	58-20
3-15-1902	A	W	36-17
1-29-1903	H	W	49-2
1-7-1928	H	W	58-24
12-14-1928	H	W	47-15
2-21-1930	H	W	34-28
1-21-1935	H	W	45-24
11-27-1948	H	W	53-43

Holland YMCA 1-1

(A - 1-1)			
1-3-1919	A	L	15-21
12-27-1919	A	W	20-18

Holy Cross 1-1

(N - 1-1)			
12-29-1973	N	W	97-85
12-29-1976	N	L	61-70

Hope 22-12

(H - 17-5; A - 5-7)			
1-31-1905	A	L	30-44
1-5-1907	H	W	50-30
2-16-1907	A	W	33-23
3-3-1910	H	W	40-21
3-11-1910	A	L	30-38
2-17-1911	A	L	24-48
3-3-1911	H	W	36-24
1-23-1912	A	L	40-41
2-21-1912	H	W	55-23
1-29-1913	A	W	33-26
2-21-1913	H	W	58-25
1-13-1915	H	W	56-20
2-24-1915	A	W	46-28
1-14-1916	H	L	14-20

2-4-1916	A	W	21-18
1-19-1917	H	W	34-20
2-23-1917	H	L	13-18
1-18-1918	A	L	23-33
2-15-1918	H	W	35-10
2-8-1919	A	L	18-21
3-1-1919	H	L	20-26
1-9-1920	A	L	16-21
3-6-1920	H	W	34-23
1-14-1921	H	W	31-17
2-25-1921	A	W	27-23
3-3-1922	H	W	29-28
1-3-1924	H	W	22-7
2-3-1925	H	L	19-20
2-9-1927	H	W	46-31
1-30-1928	H	W	36-21
2-8-1929	H	W	51-18
1-28-1930	H	W	55-16
1-29-1937	H	L	21-25
12-9-1937	H	W	51-27

Houston 0-1

(A - 0-1)			
12-28-1971	A	L	73-106

Houston Baptist 1-0

(H - 1-0)			
12-18-2017	H	W	107-62

Howard 1-0

(H - 1-0)			
12-3-1999	H	W	75-45

Idaho 1-0

(H - 1-0)			
11-16-2008	H	W	100-62

Idaho State 1-0

(H - 1-0)			
12-30-1995	H	W	68-55

Illinois 65-62

(H - 40-20; A - 21-42; N - 3-1)			
3-5-1951	H	L	43-49
2-11-1952	A	L	62-84
1-19-1953	H	L	64-76
3-2-1953	A	L	53-66
1-9-1954	H	W	60-59
2-14-1955	A	L	72-90
1-2-1956	A	L	65-73
2-18-1956	H	L	76-96
2-9-1957	H	W	70-64
2-18-1957	A	W	89-83
2-15-1958	H	W	69-56
1-10-1959	A	W	97-96
1-16-1960	A	L	88-96
2-8-1960	H	W	78-77
1-30-1961	A	L	92-93
2-20-1961	H	W	90-80
1-13-1962	H	L	65-66
2-9-1963	A	L	86-91
1-4-1964	A	L	66-87
2-17-1964	H	W	85-82
2-20-1965	H	L	94-113
3-9-1965	A	L	89-121
2-22-1966	H	W	68-66
1-7-1967	A	W	76-74
1-6-1968	A	L	56-66
3-9-1968	H	W	62-59
2-15-1969	H	W	75-70
3-4-1969	A	L	57-71
12-29-1969	N	L	77-86
2-24-1970	H	L	67-74
3-7-1970	A	W	81-76
1-9-1971	A	L	61-89

ALL-TIME RECORD VS. OPPONENTS

1-16-1971	H	L	67-69	2-6-2010	A	L	73-78	2-8-1965	A	L	94-112
1-28-1972	H	W	89-79	1-18-2011	A	L	62-71	2-26-1966	H	W	69-63
2-24-1973	A	L	71-81	2-19-2011	H	W	61-57	3-5-1966	A	L	76-86
1-14-1974	A	W	90-82	1-31-2012	A	L	41-42	2-6-1967	A	L	77-82
1-28-1974	H	W	93-82	1-31-2013	H	W	80-75	2-13-1967	H	W	86-77
2-1-1975	A	W	75-60	1-18-2014	A	W	78-62	2-20-1968	H	W	75-70
3-1-1975	H	W	96-82	3-1-2014	H	L	46-53	2-1-1969	A	L	76-79
1-24-1976	A	W	74-63	2-7-2015	H	L	54-59	1-3-1970	A	W	85-84
2-21-1976	H	W	69-59	2-22-2015	A	W	60-53	2-21-1970	H	W	78-66
1-20-1977	H	W	67-58	1-7-2016	H	W	79-54	2-9-1971	H	L	70-71
3-5-1977	A	W	62-61	3-1-2017	A	L	70-73	2-16-1971	A	L	76-90
1-12-1978	A	W	82-70	1-22-2018	A	W	87-74	1-29-1972	H	W	83-73
2-25-1978	H	W	89-67	2-20-2018	H	W	81-61	2-5-1972	A	L	69-83
1-11-1979	A	L	55-57	2-5-2019	A	L	74-79	1-22-1973	H	L	89-97
2-24-1979	H	W	76-62	1-2-2020	H	W	76-56	2-19-1973	A	L	65-75
1-26-1980	A	L	65-74	2-11-2020	A	W	70-69	2-25-1974	A	L	85-91
2-2-1980	H	W	68-59	2-23-2021	H	W	81-72	1-4-1975	H	L	55-107
1-29-1981	H	L	70-71	1-25-2022	A	L	55-56	3-8-1975	A	L	79-94
2-21-1981	A	L	62-82	2-19-2022	H	L	74-79	1-12-1976	H	L	57-69
1-16-1982	A	L	51-55	1-13-2023	A	L	66-75	2-9-1976	A	L	70-85
2-25-1982	H	W	56-47	Illinois Athletic Club			1-3	1-17-1977	A	W	61-60
1-27-1983	H	L	71-78	(H - 1-1; A - 0-2)				2-5-1977	H	L	79-81
2-19-1983	A	L	61-69	1-15-1915	H	L	21-22	1-30-1978	A	L	66-71
1-26-1984	A	L	40-46	1-22-1916	A	L	18-50	2-4-1978	H	W	68-59
2-19-1984	H	L	53-70	1-26-1917	H	W	39-27	12-30-1978	N	W	74-57
1-12-1985	A	L	63-75	2-15-1917	A	L	23-43	1-18-1979	H	W	82-58
2-7-1985	H	W	64-56	Illinois-Chicago			12-3	2-15-1979	A	W	59-47
1-12-1986	H	W	58-51	(H - 10-0; A - 2-3)				1-12-1980	A	L	64-72
2-6-1986	A	W	84-80	2-3-1983	H	W	99-82	2-21-1980	H	L	72-75
1-5-1987	A	L	72-79	12-22-1984	A	W	81-60	1-8-1981	A	L	3-55
3-7-1987	H	L	64-77	12-21-1985	H	W	99-74	3-7-1981	H	L	48-69
1-9-1988	A	L	62-77	12-16-1986	A	L	65-74	1-7-1982	H	W	65-58
2-13-1988	H	L	65-83	12-15-1987	H	W	78-64	3-6-1982	A	L	58-74
1-7-1989	A	L	54-71	12-13-1988	H	W	96-74	1-20-1983	A	L	85-89
2-16-1989	H	L	56-75	12-12-1989	A	L	57-65	2-26-1983	H	W	62-54
1-18-1990	A	L	64-73	12-17-1991	H	W	75-51	1-19-1984	H	L	62-70
2-17-1990	H	W	70-63	12-15-1992	H	W	79-75	2-26-1984	A	W	57-54
1-17-1991	A	W	71-68	12-14-1993	H	W	90-77	1-5-1985	H	W	68-61
2-16-1991	H	W	62-58	11-30-1994	A	W	92-78	3-7-1985	A	W	68-58
1-11-1992	H	W	77-75	12-5-1996	H	W	90-60	1-5-1986	A	W	77-74
3-7-1992	A	L	71-80	11-21-1997	A	L	58-70	3-5-1986	H	L	79-97
1-9-1993	H	L	39-52	12-13-1998	H	W	77-33	1-8-1987	H	L	60-79
2-10-1993	A	L	80-83	12-2-2000	H	W	97-53	2-4-1987	A	L	80-84
1-8-1994	H	W	79-74	Indiana			59-72	1-16-1988	H	W	75-70
2-9-1994	A	L	64-72	(H - 41-23; A - 16-48; N - 1-1)				2-18-1988	A	L	58-95
1-28-1995	A	W	75-67	1-16-1920	H	L	19-20	1-21-1989	A	L	60-75
2-15-1995	H	W	68-58	12-31-1928	H	L	33-37	2-23-1989	H	L	65-76
1-6-1996	A	W	68-58	12-23-1947	H	W	64-60	1-24-1990	A	W	75-57
3-6-1996	H	W	77-67	12-6-1948	A	L	36-48	2-25-1990	H	W	72-66
1-22-1997	H	L	63-66	12-10-1949	H	L	58-73	1-26-1991	A	L	63-97
2-15-1997	A	L	68-79	1-2-1950	A	L	50-60	2-28-1991	H	L	56-62
1-17-1998	H	W	68-64	1-13-1951	H	L	37-47	2-1-1992	H	W	76-60
2-12-1998	A	L	63-84	3-3-1952	A	L	67-70	2-19-1992	A	L	73-103
1-16-1999	A	W	51-49	1-5-1953	H	L	62-69	3-10-1993	A	L	68-99
2-11-1999	H	W	61-44	2-14-1953	A	L	50-65	3-9-1994	H	W	94-78
3-7-1999	N	W	67-50	2-6-1954	A	L	74-79	1-11-1995	A	L	82-89
1-30-2000	H	W	91-66	2-20-1954	H	L	61-63	3-5-1995	H	W	67-61
3-12-2000	N	W	76-61	1-17-1955	A	L	79-88	1-4-1996	H	W	65-60
2-6-2001	A	L	66-77	2-28-1955	H	W	93-77	3-10-1996	A	L	53-57
2-3-2002	A	W	67-61	1-16-1956	A	L	70-79	1-2-1997	A	L	65-77
2-12-2002	H	L	61-63	3-2-1957	H	W	76-61	3-8-1997	H	W	63-60
2-2-2003	H	W	68-65	2-8-1958	A	L	79-82	1-28-1998	H	W	84-66
2-18-2003	A	L	40-70	3-8-1958	H	L	72-75	1-24-1999	A	W	73-59
2-10-2004	A	L	51-75	1-3-1959	H	W	79-77	1-11-2000	H	W	77-70
2-1-2005	H	L	68-81	2-28-1959	A	W	86-82	2-26-2000	A	L	79-80
1-5-2006	A	L	50-60	3-5-1960	H	L	80-86	1-7-2001	A	L	58-59
3-4-2006	H	L	68-75	1-9-1961	A	L	55-79	2-20-2001	H	W	66-57
3-10-2006	N	W	61-56	1-6-1962	A	L	71-76	1-8-2002	A	L	65-83
1-14-2007	H	W	63-57	2-24-1962	H	W	97-85	2-24-2002	H	W	57-54
1-30-2007	A	L	50-57	1-5-1963	H	L	84-96	3-9-2002	N	L	56-67
1-30-2008	H	W	51-41	2-23-1963	A	L	94-113	1-28-2003	H	W	61-54
3-6-2008	A	W	59-51	1-11-1964	H	W	107-103	2-8-2003	A	W	67-60
1-17-2009	H	W	63-57					1-31-2004	H	W	84-72
3-1-2009	A	W	74-66					2-27-2005	A	L	74-70
1-16-2010	H	W	73-63					1-11-2006	H	W	87-73



ALL-TIME RECORD VS. OPPONENTS

2-26-2006	A	L	71-78
1-7-2007	A	L	51-73
2-24-2007	H	W	66-58
2-16-2008	A	L	61-80
3-2-2008	H	W	103-74
2-7-2009	H	W	75-47
3-3-2009	A	W	64-59
2-16-2010	A	W	72-58
1-30-2011	H	W	84-80t
12-28-2011	H	W	80-65
2-28-2012	A	L	55-70
1-27-2013	A	L	70-75
2-19-2013	H	L	68-72
1-4-2014	A	W	73-56
1-21-2014	H	W	71-66
1-5-2015	H	W	70-50
3-7-2015	A	W	74-72
2-14-2016	H	W	88-69
1-21-2017	A	L	75-82
1-19-2018	H	W	85-57
2-3-2018	A	W	63-60
2-2-2019	H	L	75-79ot
3-2-2019	A	L	62-63
1-23-2020	A	L	63-67
2-20-2021	A	W	78-71
3-2-2021	H	W	64-58
2-12-2022	H	W	76-61
1-22-2023	A	L	69-82
2-21-2023	H	W	80-65

IPFW 6-0 (H - 5-0; A - 1-0)

11-30-2001	H	W	81-68
11-27-2005	H	W	84-73
12-6-2006	H	W	80-43
12-15-2007	H	W	79-57
11-19-2008	A	W	70-59
12-19-2009	H	W	80-58

Indiana State 1-0 (N - 1-0)

3-26-79	N	W	75-64
---------	---	---	-------

Iowa 77-59 (H - 47-19; A - 26-38; N - 4-2)

12-22-1937	H	W	52-37
12-23-1940	H	L	34-40
12-30-1944	A	L	29-66
12-18-1948	H	W	49-43
12-5-1949	A	L	53-73
1-15-1951	A	L	42-46
3-3-1951	H	L	52-65
1-5-1952	H	L	60-61
2-25-1952	A	L	52-64
1-10-1953	H	W	68-61
2-9-1953	A	W	60-48
1-4-1954	A	L	63-73
2-27-1954	H	L	48-60
1-10-1955	A	L	81-94
2-19-1955	H	L	69-78
1-7-1956	A	W	65-64
2-16-1957	H	W	77-67
2-10-1958	H	W	90-84
3-1-1958	A	W	83-65
1-5-1959	A	L	68-80
3-7-1959	H	W	84-74
1-11-1960	A	L	79-92
1-23-1960	H	W	90-80
1-14-1961	A	L	72-86
3-6-1961	H	W	74-64
2-19-1962	A	L	51-59
1-23-1963	H	L	59-60
2-15-1964	H	W	107-82
2-22-1964	A	W	107-89
1-9-1965	H	L	78-85
1-16-1965	A	L	68-111

1-22-1966	A	L	76-90
1-14-1967	H	W	79-70
1-23-1968	H	L	71-76
2-27-1968	A	L	58-76
1-14-1969	A	L	76-77
2-18-1969	H	W	78-60
2-14-1970	A	L	77-103
1-12-1971	H	W	84-81
2-12-1972	A	W	100-91
2-26-1972	H	L	98-102
1-15-1973	A	W	76-74
2-3-1973	H	W	94-89
1-21-1974	H	W	95-86
1-20-1975	A	L	79-83
2-17-1975	H	W	90-78
1-5-1976	H	W	105-88
3-1-1976	A	W	93-88
2-7-1977	A	L	79-87
2-19-1977	H	W	81-79
1-21-1978	H	W	68-58
2-9-1978	A	W	71-70
1-20-1979	H	W	83-70t
2-8-1979	A	W	60-57
1-19-1980	H	W	75-67
2-7-1980	A	L	39-44ot
1-10-1981	A	L	57-65
3-5-1981	H	W	71-70t
1-28-1982	H	L	56-57
2-18-1982	A	L	53-59
1-5-1983	A	W	61-59
3-12-1983	H	L	57-75
1-4-1984	H	W	73-72
3-11-1984	A	W	51-44
1-17-1985	H	L	65-79
2-16-1985	A	W	57-55
1-16-1986	A	L	71-82
2-13-1986	H	W	83-73
1-29-1987	H	L	75-89
2-26-1987	A	L	64-93
2-6-1988	A	L	72-101
3-3-1988	H	L	87-103
1-5-1989	H	L	82-93
2-3-1989	A	W	83-81
1-13-1990	H	W	87-80
2-12-1990	A	W	80-70
1-5-1991	A	L	66-79
2-7-1991	H	L	67-71
2-6-1992	A	L	63-77
3-15-1992	H	W	64-53
1-28-1993	H	L	90-9 ot
2-27-1993	A	L	64-66
1-29-1994	H	W	87-84
3-2-1994	A	W	80-72
1-7-1995	H	W	69-68
3-8-1995	A	L	78-79
1-20-1996	H	W	62-60
2-21-1996	A	L	47-83
2-12-1997	H	W	69-67
1-21-1998	A	W	78-57
2-7-1998	H	W	75-64
1-21-1999	H	W	80-65
2-6-1999	A	W	95-81
1-8-2000	A	W	75-53
3-10-2000	N	W	75-65
2-18-2001	H	W	94-70
1-22-2002	A	L	71-75
3-2-2002	H	W	93-79
1-11-2003	A	L	64-68
3-5-2003	H	W	82-54
2-4-2004	H	W	89-72
2-5-2005	A	W	75-64
3-11-2005	N	L	69-71
1-21-2006	H	W	85-55
2-14-2006	A	L	54-66
3-11-2006	N	L	48-53
1-4-2007	A	L	60-62

2-17-2007	H	W	81-49
1-12-2008	A	L	36-43
2-23-2008	H	W	66-52
1-29-2009	A	W	71-56
2-25-2009	H	W	62-54
1-9-2010	A	W	71-53
1-20-2010	H	W	70-63
2-2-2011	A	L	52-72
3-2-2011	H	W	85-66
3-10-2011	N	W	66-61
1-10-2012	H	W	95-61
3-9-2012	N	W	92-75
1-10-2013	A	W	62-59
3-15-2013	N	W	59-56
1-28-2014	A	W	71-6 ot
3-6-2014	H	W	86-76
1-8-2015	A	W	75-61
12-29-2015	A	L	70-83
1-14-2016	H	L	59-76
2-11-2017	H	W	77-66
2-6-2018	A	W	96-93
12-3-2018	H	W	90-68
1-24-2019	A	W	82-67
2-25-2020	H	W	78-70
2-2-2021	A	L	78-84
2-13-2021	H	L	58-88
2-22-2022	A	L	60-86
1-26-2023	H	W	63-61
2-25-2023	A	L	106-112 2ot

Iowa State 4-2 (H - 2-1; A - 1-1; N - 1-0)

12-1-1956	H	L	53-60
12-23-1957	A	W	57-51
12-22-1960	H	W	92-81
12-14-1985	A	L	80-8 ot
12-13-1986	H	W	86-85
3-25-2000	N	W	75-64

Ishpeming Amer. Leg 0-1 (A - 0-1)

3-24-1920	A	L	24-37
-----------	---	---	-------

Jackson YMCA 6-0 (H - 3-0; A - 3-0)

2-4-1905	H	W	47-12
1-25-1907	A	W	43-30
2-7-1908	H	W	42-29
2-21-1908	A	W	37-35
1-7-1910	H	W	51-18
1-25-1910	A	W	27-18

Jacksonville 1-1 (H - 1-0; A - 0-1)

12-30-1976	A	L	63-65
12-1-2007	H	W	80-51

Jacksonville State 1-0 (H - 1-0)

12-28-2002	H	W	76-52
------------	---	---	-------

John Carroll 1-1 (H - 1-0; A - 0-1)

1-18-1924	H	W	24-17
3-6-1925	A	L	14-30

Kalamazoo 18-2 (H - 17-2; A - 1-0)

1-29-1916	H	W	34-27
1-15-1919	H	W	42-20
1-10-1920	A	W	39-21
1-21-1920	H	W	34-15
1-11-1921	H	W	30-18
1-21-1922	H	L	28-39
2-3-1923	H	L	22-24
2-11-1928	H	W	36-24

ALL-TIME RECORD VS. OPPONENTS

1-26-1929	H	W	30-22
2-7-1930	H	W	33-12
1-23-1931	H	W	46-10
2-6-1932	H	W	17-9
2-4-1933	H	W	29-12
12-5-1934	H	W	30-25
1-8-1936	H	W	32-14
1-6-1937	H	W	39-18
12-7-1938	H	W	36-26
12-4-1939	H	W	42-22
12-2-1940	H	W	48-29
2-19-1945	H	W	81-26

Kansas 7-8

(H - 3-0; A - 0-3; N - 4-5)

12-16-1960	A	L	69-93
12-8-1962	H	W	81-62
2-4-1979	H	W	85-61
12-5-1981	A	L	56-74
3-21-1986	N	L	86-9 ot
12-7-1999	N	W	66-54
11-25-2003	A	L	74-81
1-10-2009	H	W	75-62
3-27-2009	N	W	67-62
11-13-2012	N	W	67-64
11-30-2014	N	L	56-61
11-17-2015	N	W	79-73
3-19-2017	N	L	70-90
11-6-2018	N	L	87-92
11-9-2021	N	L	74-87

Kansas State 5-3

(H - 2-1; A - 2-1; N - 1-1)

12-20-1952	H	W	80-63
1-5-1954	A	W	78-63
12-17-1960	A	L	82-104
12-1-1962	H	L	56-66
11-27-1989	N	W	73-68
12-16-1995	A	W	67-54
12-21-1996	H	W	75-43
3-23-2023	N	L	93-98ot

Kent State 2-0

(H - 1-0; N - 1-0)

3-16-1989	N	W	83-69
12-27-1996	H	W	83-64

Kentucky 12-14

(H - 5-3; A - 3-7; N - 4-4)

2-13-1935	H	W	32-26
1-21-1936	A	L	19-27
1-2-1937	A	L	21-28
1-14-1937	H	W	24-23
1-8-1938	H	W	43-38
2-7-1938	A	L	27-44
1-13-1945	A	L	35-66
2-5-1945	H	W	66-50
1-12-1946	H	L	44-55
2-2-1946	A	L	51-59
1-27-1947	A	L	36-86
1-10-1948	H	L	45-47
3-16-1957	A	W	80-68
12-13-1971	A	W	91-85
12-2-1972	H	L	66-75
3-18-1978	N	L	49-52
3-21-1999	N	W	73-66
12-23-1999	A	L	58-60
12-16-2000	H	W	46-45
12-14-2002	A	W	71-67
12-13-2003	N	L	74-79
3-27-2005	N	W	94-82ot
11-12-2013	N	W	78-74
11-15-2016	N	L	48-69
11-5-2019	N	L	62-69
11-15-2022	N	W	86-77ot

Lake Forest 6-1

(H - 3-0; A - 3-1)

2-12-1910	A	W	14-13
2-4-1911	A	L	26-28
1-22-1914	A	W	30-24
2-9-1923	H	W	26-18
3-8-1924	H	W	29-19
1-21-1927	A	W	39-30
3-1-1929	H	W	49-16

Lk. Linden Amer. Leg 1-0

(A - 1-0)

3-26-1920	A	W	60-24
-----------	---	---	-------

Lamar 3-0

(H - 1-0; A - 1-0; N - 1-0)

3-11-1979	A	W	95-64
11-25-1991	N	W	81-68
12-1-2001	H	W	80-71

Lehigh 1-0

(H - 1-0)

12-22-2011	H	W	90-81
------------	---	---	-------

Lombard 0-2

(H - 0-1; A - 0-1)

2-6-1922	A	L	14-26
2-1-1924	H	L	12-13

Long Beach State 4-1

(H - 3-0; A - 1-0; N - 0-1)

12-21-1974	N	L	62-74
12-6-1979	H	W	87-73
12-4-1980	A	W	71-60
12-30-1994	H	W	70-60
12-21-2017	H	W	102-60

LIU Brooklyn 2-2

(H - 0-1; A - 1-1; N - 1-0)

1-26-1940	A	L	25-34
1-4-1941	A	W	31-26
2-19-1941	H	L	23-24
3-16-2012	N	W	89-67

Louisiana 1-0

(H - 1-0)

11-25-2012	H	W	63-60
------------	---	---	-------

Louisiana-Monroe 3-0

(H - 3-0)

11-13-1998*	H	W	89-58
11-14-2007	H	W	83-65
11/14/2018	H	W	80-59

* Known as NE Louisiana in 1998

Louisiana State 2-0

(A - 1-0; N - 1-0)

3-16-1979	A	W	87-71
3-29-2019	N	W	80-63

Louisiana Tech 1-0

(H - 1-0)

12-29-1990	H	W	77-62
------------	---	---	-------

Louisville 6-6

(H - 3-0; A - 0-3; N - 2-3)

3-14-1959	N	L	81-88
12-5-1992	N	L	69-73
12-4-1993	A	L	68-77
12-3-1994	H	W	85-71
12-2-1995	A	L	59-79
1-22-1999	H	W	69-57
3-29-2009	N	W	64-52
3-22-2012	N	L	44-57
3-29-2015	N	W	76-70 ot

12-2-2015	H	W	71-67
11/27/2018	A	L	78-82ot
12-1-2021	H	W	73-64

Loyola (Chicago) 11-2

(H - 6-0; A - 4-2; N - 1-0)

1-20-1928	A	L	21-23
2-14-1931	H	W	24-16
2-3-1934	H	W	36-15
2-24-1934	A	W	22-20
12-24-1934	A	W	26-19
1-10-1936	H	W	32-20
1-2-1939	A	L	44-46
1-1-1940	A	W	30-22
12-9-2000	A	W	103-71
12-17-2002	H	W	80-54
12-8-2012	H	W	73-61
11-21-2014	H	W	87-52
11-24-2021	H	W	63-61

Loyola, La. 1-1

(H - 1-0; A - 0-1)

12-22-1964	H	W	94-70
12-20-1966	A	L	70-74

Loyola, Md. 1-0

(H - 1-0)

12-30-2006	H	W	74-61
------------	---	---	-------

Loyola Marymount 2-0

(N - 2-0)

12-29-1979	N	W	82-65
12-12-1992	N	W	73-70

Maine 2-1

(H - 2-0; A - 0-1)

11-26-1985	H	W	89-58
12-4-1986	A	L	81-84
12-2-1987	H	W	87-44

Marietta 1-0

(H - 1-0)

3-8-1917	H	W	30-20
----------	---	---	-------

Marquette 33-23

(H - 20-9; A - 9-14; N - 4-0)

2-17-1922	H	L	19-26
2-11-1926	H	L	25-29
1-6-1927	H	W	35-32
1-22-1927	A	L	12-24
1-21-1928	A	L	18-21
2-25-1928	H	W	30-25
1-11-1929	H	W	29-19
3-4-1929	A	W	26-15
1-31-1930	H	W	24-17
3-1-1930	A	L	14-21
1-9-1931	H	W	19-16
2-28-1931	A	W	24-21
2-15-1932	H	W	25-23
2-25-1932	A	L	18-43
1-12-1933	H	L	28-32
2-25-1933	A	L	21-28
1-18-1934	H	L	24-26
2-23-1934	A	L	16-40
1-17-1935	H	W	30-29
2-18-1935	A	L	17-20
1-17-1936	H	L	20-21
1-18-1936	H	W	35-31
2-22-1936	A	W	29-28
1-16-1937	H	L	25-32
2-20-1937	A	L	26-31
1-22-1938	H	L	24-41
2-19-1938	A	L	26-40
2-13-1939	H	W	35-29
2-20-1939	A	L	36-38

ALL-TIME RECORD VS. OPPONENTS

1-15-1940	H	W	48-19
2-24-1940	A	W	21-17
1-10-1941	H	W	25-18
2-22-1941	A	W	37-36
1-16-1942	H	W	51-40
2-21-1942	A	W	47-45
1-11-1943	A	L	32-41
2-15-1943	H	L	36-47
1-6-1947	H	W	53-51
2-3-1947	A	W	56-55
1-13-1948	H	W	57-54
2-14-1948	A	W	53-48
1-7-1949	H	L	48-68
2-5-1949	A	L	42-59
1-13-1950	H	W	81-64
2-25-1950	A	L	58-75
12-19-1950	H	W	74-42
12-15-1951	A	W	53-47
12-6-1952	H	W	62-51
12-17-1953	H	W	65-60
12-1-1954	H	W	91-72
2-8-1956	A	L	81-90
12-22-1956	H	W	92-65
3-13-1959	N	W	74-69
3-15-2007	N	W	61-49
11-28-2014	N	W	79-68
3-19-2023	N	W	69-60

Marshall			
(H - 1-0)			
12-19-1981	H	W	101-82

Maryland			
(H - 5-2; A - 4-3; N - 5-3)			
12-29-1955	A	W	95-75
3-28-2003	N	W	60-58
11-17-2006	N	L	60-62
11-27-2008	N	L	62-80
3-21-2010	N	W	85-83
12-30-2014	H	L	66-68 2ot
1-17-2015	A	L	59-75
3-14-2015	N	W	62-58
1-23-2016	H	W	74-65
3-12-2016	N	W	64-61
3-4-2017	A	L	60-63
1-4-2018	H	W	91-61
1-28-2018	A	W	74-68
1-21-2019	H	W	69-55
2-15-2020	H	L	60-67
2-29-2020	A	L	78-66
2-28-2021	A	L	55-73
3-11-2021	N	L	57-68
2-1-2022	A	W	65-63
3-6-2022	H	W	77-67
3-10-2022	N	W	76-72
2-7-2023	H	W	63-58

Maryland Eastern Shore			
(H - 1-0)			
12-9-2015	H	W	78-35

Massachusetts			
(N - 2-0)			
12-27-1985	N	W	93-45
11-28-2009	N	W	106-68

McNeese State			
(H - 1-0)			
11-8-2013	H	W	98-56

Meija Univ. (Japan)			
(N - 1-0)			
1-28-1933	H	W	63-15

Memphis			
(N - 1-2)			
12-30-1967	N	L	57-73
3-28-2008	N	L	74-92
3-23-2013	N	W	70-48

Mercer (Ga.)			
(H - 0-1)			
1-1-1926	H	L	33-37

Mercury A.C. (Chi.)			
(A - 0-1)			
2-12-1915	A	L	20-25

Miami (Fla.)			
(A - 0-1; N - 1-0)			
11-28-2012	A	L	59-67
3-17-2017	N	W	78-58

Miami (Ohio)			
(H - 1-0)			
12-3-1966	H	W	63-51

Michigan			
(H - 54-38; A - 32-65; N - 2-1)			
1-9-1909	A	W	24-16
2-20-1909	H	W	45-23
1-11-1918	A	L	13-17
3-2-1918	H	L	25-33
2-15-1919	H	L	17-19
2-28-1919	A	W	33-24
1-30-1920	A	W	23-13
2-28-1920	H	W	34-27
2-5-1921	A	L	24-37
2-22-1921	H	L	10-17
1-6-1922	A	L	26-27
2-22-1922	H	L	17-19
1-3-1923	A	L	11-33
1-20-1923	H	L	13-29
1-11-1924	A	L	19-23
2-6-1924	H	L	20-31
12-13-1924	A	L	10-26
1-16-1926	A	L	15-38
12-11-1926	A	L	13-34
12-10-1927	A	L	23-43
12-7-1928	A	W	31-24
2-15-1930	H	W	27-26
12-13-1930	A	L	22-32
12-21-1931	A	L	5-27
2-13-1932	H	W	14-13
12-10-1932	A	W	20-17
2-11-1933	H	L	16-28
12-9-1933	A	W	26-25
2-10-1934	H	W	33-26
12-15-1934	A	L	25-31
2-9-1935	H	W	30-28
12-14-1935	A	L	24-35
2-15-1936	H	L	23-41
12-12-1936	A	L	21-34
2-13-1937	H	L	31-38
12-11-1937	A	L	40-43
2-12-1938	H	W	41-35
12-10-1938	A	L	34-41
2-11-1939	H	L	25-30
12-9-1939	A	L	27-33
1-20-1940	H	L	27-32
2-17-1940	A	L	14-42
2-12-1941	H	W	35-32
12-13-1941	A	L	20-37
2-11-1942	H	W	57-34
12-7-1942	A	L	31-36
1-4-1943	H	L	26-29
12-1-1945	A	L	39-47
1-7-1946	H	W	49-36

12-7-1946	A	L	29-51
3-1-1947	H	L	47-59
12-18-1947	H	W	43-38
3-6-1948	A	L	28-69
12-4-1948	A	L	33-66
1-31-1949	H	L	38-49
12-3-1949	H	L	49-52
2-20-1950	A	L	53-70
1-20-1951	A	W	49-36
2-17-1951	H	W	43-32
1-19-1952	A	L	36-50
3-1-1952	H	W	80-59
1-17-1953	A	W	66-64
3-7-1953	H	W	55-52
1-16-1954	A	L	62-64
3-6-1954	H	W	76-61
1-15-1955	H	W	84-82
3-5-1955	A	W	83-68
2-6-1956	H	W	86-76
3-5-1956	A	W	76-75
1-7-1957	H	L	69-70
3-4-1957	A	L	72-81
2-17-1958	A	W	79-69
2-14-1959	H	W	103-91
1-9-1960	H	W	89-58
2-27-1960	A	L	65-72
1-16-1961	H	W	81-69
2-13-1961	A	L	67-78
1-20-1962	A	W	80-74
2-2-1963	H	L	71-72
1-25-1964	H	L	77-91
2-1-1964	A	L	79-95
1-26-1965	H	L	98-103 ot
2-13-1965	A	L	83-98
3-7-1966	H	W	86-77
1-21-1967	A	L	59-81
1-13-1968	A	W	86-81
2-3-1968	H	W	82-77
1-25-1969	H	L	70-75
2-8-1969	A	W	86-82
1-24-1970	H	L	88-91
3-6-1971	A	L	63-88
1-8-1972	A	L	75-83
3-4-1972	H	W	96-92
1-13-1973	H	L	71-78
2-10-1973	A	L	81-97
1-19-1974	A	L	82-84
3-9-1974	H	L	87-103
1-11-1975	H	W	86-78
2-8-1975	A	L	84-96
1-17-1976	A	L	63-66
2-14-1976	H	L	64-81
1-15-1977	H	L	70-83
2-26-1977	A	L	65-69 ot
2-2-1978	H	L	63-65
2-11-1978	A	W	73-62
1-25-1979	A	L	48-49
2-17-1979	H	W	80-57
1-24-1980	A	W	59-58 ot
2-16-1980	H	W	82-74
2-5-1981	A	L	77-79 ot
2-14-1981	H	W	70-66
1-21-1982	A	W	64-62
2-11-1982	H	W	66-55
2-5-1983	A	W	70-65
2-12-1983	H	L	67-74
2-2-1984	H	W	72-67
2-11-1984	A	L	61-71
1-24-1985	A	L	75-86
2-23-1985	H	L	73-75
1-25-1986	H	W	91-79
2-20-1986	A	W	74-59
1-15-1987	A	L	70-74
2-15-1987	H	W	90-81
1-14-1988	H	L	72-90

ALL-TIME RECORD VS. OPPONENTS

2-22-1988	A	L	67-77
2-4-1989	A	L	66-82
2-27-1989	H	L	52-79
1-27-1990	A	L	63-65
3-1-1990	H	W	78-70
1-3-1991	H	W	85-70
3-9-1991	A	W	66-59
1-29-1992	H	L	79-89 ot
2-15-1992	A	W	70-59
2-2-1993	H	L	69-73
3-7-1993	A	L	81-87 ot
1-5-1994	A	L	64-75
2-5-1994	H	L	51-59
1-22-1995	A	W	73-71
2-21-1995	H	W	67-64
1-13-1996	H	L	54-76
2-27-1996	A	L	46-75
1-25-1997	H	L	61-74
2-1-1997	A	L	65-85
1-10-1998	A	L	69-79
2-17-1998	H	W	80-75
1-9-1999	H	W	81-67
2-18-1999	A	W	73-58
2-1-2000	A	W	82-62
3-4-2000	H	W	114-63
1-30-2001	A	W	91-64
3-3-2001	H	W	78-57
1-30-2002	H	W	71-44
1-26-2003	A	L	58-60
1-17-2004	H	W	71-54
2-24-2004	A	W	72-69
1-27-2005	H	W	64-53
2-12-2005	A	W	64-49
1-25-2006	A	L	67-72
2-18-2006	H	W	90-71
2-13-2007	H	W	59-44
2-27-2007	A	L	56-67
1-27-2008	H	W	77-62
2-10-2009	A	W	54-42
1-26-2010	A	W	57-56
3-7-2010	H	W	64-48
1-27-2011	H	L	57-61
3-5-2011	A	L	63-70
1-17-2012	A	L	59-60
2-5-2012	H	W	64-54
2-12-2013	H	W	75-52
3-3-2013	A	L	57-58
1-25-2014	H	L	75-80
2-23-2014	A	L	70-79
3-16-2014	N	W	69-55
2-1-2015	H	W	76-66 ot
2-17-2015	A	W	80-67
2-6-2016	A	W	89-73
1-29-2017	H	W	70-62
2-7-2017	A	L	57-86
1-13-2018	H	L	72-82
3-3-2018	N	L	64-75
2-24-2019	A	W	77-70
3-9-2019	H	W	75-63
3-17-2019	N	W	65-60
1-5-2020	H	W	87-69
2-8-2020	A	L	68-77
3-4-2021	A	L	50-69
3-7-2021	H	W	70-64
1-29-2022	H	W	83-67
3-1-2022	A	L	70-87
1-7-2023	H	W	59-53
2-18-2023	A	L	72-84

Mich. College of Mines			
(A - 1-0)			
3-27-1920	A	W	28-26

Mich. School for the Deaf			
(A - 1-0)			
2-2-1906	A	W	47-16

Michigan Tech			
(H - 1-0)			
2-14-1921	H	W	26-18

Middle Tennessee State			
(H - 1-0; N - 0-1)			
12-19-1977	H	W	72-51
3-18-2016	N	L	81-90

Midland YMCA			
(H - 1-0)			
2-8-1908	H	W	40-8

Milwaukee			
(H - 1-0)			
11-23-2011	H	W	68-55

Minnesota			
(H - 45-20; A - 28-37; N - 2-4)			
1-13-1943	A	L	32-46
12-24-1945	H	W	50-48
1-18-1947	A	L	59-73
1-31-1948	A	L	63-69
2-21-1949	H	L	47-57
1-23-1950	H	L	56-73
2-5-1951	H	W	50-44
2-26-1951	A	L	39-56
1-12-1952	A	L	49-55
2-18-1952	H	L	58-60
12-30-1952	A	L	47-64
1-31-1953	H	W	64-60
1-30-1954	A	L	71-79
1-22-1955	H	W	87-75
1-21-1956	H	W	80-69
2-13-1956	A	L	73-77
1-26-1957	A	W	72-59
2-23-1957	H	W	70-65
2-1-1958	H	W	88-64
1-24-1959	A	W	82-76
2-1-1960	H	W	84-63
2-13-1960	A	L	73-82
12-30-1960	N	L	77-83
1-23-1961	A	L	70-89
2-18-1961	H	L	72-75
1-22-1962	H	W	84-79
3-3-1962	A	L	91-98
1-26-1963	A	W	61-59
2-16-1963	H	L	70-75
1-14-1964	A	L	82-103
2-6-1965	H	L	79-88
1-8-1966	H	W	85-65
2-12-1966	A	L	71-81
2-18-1967	H	W	67-66
3-6-1967	A	W	67-59
3-2-1968	H	L	68-75
3-8-1969	A	L	65-78
1-17-1970	A	L	78-85
1-31-1970	H	L	87-92
2-13-1971	A	L	86-97
3-8-1971	H	W	73-71
1-22-1972	H	L	57-67
1-27-1973	A	L	77-93
1-26-1974	A	W	67-66
2-16-1974	H	L	50-56
1-18-1975	A	L	71-82
2-15-1975	H	W	86-81 ot
1-31-1976	H	W	75-63
2-28-1976	A	L	61-71
1-24-1977+	A	W	70-75 f
2-17-1977+	H	W	77-99 f
1-5-1978	H	W	87-83

3-4-1978	A	W	71-70
1-6-1979	H	W	69-62
3-1-1979	A	W	76-63
1-5-1980	H	L	80-93
2-28-1980	A	L	73-87
1-15-1981	H	L	77-86
2-28-1981	A	L	89-92 2ot
1-9-1982	H	L	58-64
3-4-1982	A	L	51-54
1-15-1983	H	L	67-69
3-3-1983	A	W	79-67
1-14-1984	A	L	61-69
3-1-1984	H	W	83-62
1-19-1985	H	L	75-81
2-13-1985	A	L	64-73
1-18-1986	A	L	71-76
2-15-1986	H	W	76-66
1-31-1987	H	W	72-60
2-28-1987	A	W	77-67
1-27-1988	H	L	56-59
3-5-1988	A	L	61-62
1-28-1989	H	W	73-64
3-8-1989	A	L	61-77
2-1-1990	H	L	74-79
3-3-1990	A	W	75-73 ot
1-19-1991	H	W	73-64
2-25-1991	A	W	74-72
1-18-1992	A	L	66-70
3-11-1992	H	W	66-57
1-6-1993	A	L	57-64
2-6-1993	H	W	75-63
1-22-1994	A	L	66-68
2-23-1994	H	W	85-68
1-25-1995	H	W	54-53
2-18-1995	A	L	57-66
1-27-1996	A	W	68-54
2-14-1996	H	L	63-64 2ot
1-4-1997	H	L	43-68
3-6-1997	A	L	74-81
1-14-1998	A	W	74-60
2-14-1998	H	W	71-59
3-6-1998	N	L	73-76
1-13-1999	H	W	71-55
2-13-1999	A	W	84-82
3-2-2000	H	W	79-43
2-10-2001	A	W	94-83
1-5-2002	A	L	67-70
2-21-2002	H	W	74-55
1-18-2003	A	L	69-77
2-26-2003	H	W	71-61
1-28-2004	A	W	79-78 ot
2-14-2004	H	W	69-58
1-22-2005	A	W	69-55
2-16-2005	H	W	81-62
2-11-2006	A	L	55-69
1-24-2007	H	W	70-46
1-5-2008	H	W	65-59
1-20-2008	A	W	78-73
12-31-2008	A	W	70-58
2-4-2009	H	W	76-47
3-13-2009	N	W	64-56
1-13-2010	H	W	60-53
1-23-2010	A	W	65-64
3-12-2010	N	L	67-72 ot
12-31-2010	H	W	71-62
2-22-2011	A	W	53-48
1-25-2012	H	W	68-52
2-22-2012	A	W	66-61
12-31-2012	A	L	63-76
2-6-2013	H	W	61-50
1-11-2014	H	W	87-75 ot
2-26-2015	H	L	90-96 ot
1-2-2016	A	W	69-61
12-27-2016	A	W	75-74 ot
1-11-2017	H	W	65-47



ALL-TIME RECORD VS. OPPONENTS

3-10-2017	N	L	58-63
2-13-2018	A	W	87-57
2-9-2019	H	W	79-55
3-23-2019	N	W	70-50
1-9-2020	H	W	74-58
1-26-2020	A	W	70-52
12-28-2020	A	L	56-81
12-8-2021	A	W	75-67
1-12-2022	H	W	71-69

Mississippi 1-0

(N - 1-0)	
-----------	--

3-14-1999	N	W	74-66
-----------	---	---	-------

Mississippi State 3-0

(H - 2-0; N - 1-0)	
--------------------	--

1-2-1934	H	W	35-25
12-29-1948	H	W	74-28
1-2-1973	N	W	90-82

Miss. Valley State 2-0

(H - 2-0)	
-----------	--

12-28-1999	H	W	96-63
11-18-2016	H	W	100-53

Missouri 3-4

(H - 2-1; A - 0-3; N - 1-0)	
-----------------------------	--

12-30-1937	H	W	43-33
1-5-1948	A	L	44-46
12-17-1949	H	L	54-73
12-1-1971	A	L	67-77
12-22-1983	A	L	66-79
12-15-1984	H	W	79-61
11-19-2007	N	W	86-83

Missouri-Kansas City 1-0

(H - 1-0)	
-----------	--

12-19-2011	H	W	89-54
------------	---	---	-------

Montana 1-0

(N - 1-0)	
-----------	--

11-28-2002	N	W	80-60
------------	---	---	-------

Morehead State 1-0

(H - 1-0)	
-----------	--

12-1-1992	H	W	121-53
-----------	---	---	--------

Mt. St. Mary's 2-0

(H - 1-0; N - 1-0)	
--------------------	--

3-12-1999	N	W	76-53
11-29-2013	H	W	98-65

Mt. Union 2-0

(H - 1-0; A - 1-0)	
--------------------	--

1-18-1921	H	W	40-26
1-28-1921	A	W	30-28

Murray State 1-0

(N - 1-0)	
-----------	--

3-15-1990	N	W	75-71 ot
-----------	---	---	----------

Muskegon YMCA 0-1

(A - 0-1)	
-----------	--

12-20-1919	A	L	21-26
------------	---	---	-------

Muskingum 1-0

(H - 1-0)	
-----------	--

2-9-1916	H	W	39-21
----------	---	---	-------

Navy 1-1

(H - 0-1; A - 1-0)	
--------------------	--

11-29-1986	H	L	90-91 ot
11-14-2014	A	W	64-59

Nebraska 23-9

(H - 12-3; A - 9-6; N - 2-0)	
------------------------------	--

2-13-1920	A	L	28-43
2-14-1920	A	L	20-29
12-27-1956	N	W	79-65
12-20-1958	H	W	80-55
12-17-1959	A	W	82-80
12-20-1967	H	W	74-70
12-16-1968	A	L	59-73
12-29-1983	N	W	58-45
11-30-1988	A	W	77-75
11-29-1989	H	W	80-69
11-28-1990	A	L	69-71
12-4-1991	H	W	101-78
12-18-1993	H	L	81-85
12-10-1994	A	L	91-96 ot
12-31-2011	A	W	68-55
2-25-2012	H	W	62-34
1-13-2013	H	W	66-56
2-16-2013	A	W	73-64
2-16-2014	H	L	51-60
1-24-2015	A	L	77-79
1-20-2016	H	L	71-72
2-2-2017	A	W	72-61
2-23-2017	H	W	88-72
12-3-2017	H	W	86-57
1-17-2019	A	W	70-64
3-5-2019	H	W	91-76
2-20-2020	A	W	86-65
1-2-2021	A	W	84-77
2-6-2021	H	W	66-56
1-5-2022	H	W	79-67
1-3-2023	H	W	74-56
2-28-2023	A	W	80-67

Nebraska Omaha 1-0

(H - 1-0)	
-----------	--

12-4-2011	H	W	110-68
-----------	---	---	--------

Nevada 0-1

(N - 0-1)	
-----------	--

3-18-2004	N	L	66-72
-----------	---	---	-------

Nevada-Las Vegas 0-1

(N - 0-1)	
-----------	--

12-15-1990	N	L	75-95
------------	---	---	-------

New Hampshire 2-0

(H - 1-0; N - 1-0)	
--------------------	--

12-30-1977	N	W	102-65
12-29-1992	H	W	81-51

New Mexico 2-0

(A - 2-0)	
-----------	--

12-18-1970	A	W	73-69
12-28-1985	A	W	76-61

New Mexico State 1-0

(N - 1-0)	
-----------	--

3-19-2010	N	W	70-67
-----------	---	---	-------

New Orleans 1-0

(H - 1-0)	
-----------	--

12-28-2013	N	W	101-48
------------	---	---	--------

Nicholls State 3-0

(H - 3-0)	
-----------	--

12-9-2001	H	W	92-38
11-27-2004	H	W	102-52
12-1-2012	H	W	84-39

North Carolina 4-12

(H - 1-2; A - 1-2; N - 2-8)	
-----------------------------	--

3-22-1957	N	L	70-74 3ot
12-30-1958	N	W	75-58

12-6-1976	H	L	58-81
12-16-1978	A	L	69-70
11-21-1995	N	L	70-92
3-19-1998	N	L	58-73
12-1-1999	A	W	86-76
11-29-2000	H	W	77-64
4-2-2005	N	L	71-87
3-17-2007	N	L	67-81
12-3-2008	N	L	63-98
4-6-2009	N	L	72-89
12-1-2009	A	L	82-89
11-11-2011	N	L	55-67
12-4-2013	H	L	65-79
11-26-2017	N	W	63-45

UNC Asheville 4-0

(H - 4-0)	
-----------	--

12-30-1998	H	W	64-39
12-17-2001	H	W	76-56
11-22-2002	H	W	66-52
12-29-2004	H	W	92-63

North Carolina State 2-5

(H - 2-0; A - 0-3; N - 0-2)	
-----------------------------	--

12-31-1958	A	L	61-70
12-20-1975	A	L	75-95
12-20-1976	H	W	78-60
12-28-1981	N	L	46-67
12-11-1982	A	L	41-45
3-15-2002	N	L	58-69
11-28-2007	H	W	81-58

North Florida 2-0

(H - 2-0)	
-----------	--

12-17-2013	H	W	78-48
11-10-2017	H	W	98-66

Northeastern 1-1

(H - 0-1; A - 1-0)	
--------------------	--

12-19-2015	A	W	78-58
12-18-2016	H	L	73-81

Northern Arizona 1-0

(H - 1-0)	
-----------	--

11-7-2022	H	W	73-55
-----------	---	---	-------

Northern Illinois 1-1

(H - 1-1)	
-----------	--

12-1-1970	H	L	75-76
12-29-2018	H	W	88-60

Northern Iowa 1-0

(N - 1-0)	
-----------	--

3-26-2010	N	W	59-52
-----------	---	---	-------

Northern Michigan 7-1

(H - 5-1; A - 2-0)	
--------------------	--

3-23-1920	A	W	43-13
2-4-1961	H	L	71-79
12-2-1961	H	W	75-59
11-30-1963	H	W	109-86
12-3-1964	H	W	82-76
12-12-1973	H	W	91-63
12-16-1974	A	W	91-59
12-16-1975	H	W	81-65

Northwestern 94-41

(H - 52-10; A - 38-31; N - 4-0)	
---------------------------------	--

2-8-1918	A	L	16-19
12-22-1924	A	L	17-26
12-21-1925	A	L	13-42
12-20-1926	A	L	22-34
12-22-1934	A	L	26-39
12-21-1935	A	L	25-29
1-23-1937	A	L	29-44

ALL-TIME RECORD VS. OPPONENTS

12-23-1949	A	L	46-68	3-5-1992	A	W	72-55	2-13-1913	H	W	40-7
1-6-1951	A	W	67-62	1-16-1993	A	W	80-75	1-24-1914	A	L	18-27
2-12-1951	H	W	52-48	2-17-1993	H	W	81-55	2-4-1914	H	W	45-22
1-7-1952	H	W	82-49	1-15-1994	H	W	67-46	2-2-1915	H	W	14-13
2-2-1952	A	L	76-86	2-17-1994	A	W	60-55	2-13-1915	A	L	19-24
12-27-1952	A	W	52-47	1-18-1995	H	W	93-56	1-19-1916	A	L	18-19
1-24-1953	H	W	76-63	2-25-1995	A	W	83-60	2-2-1916	H	L	23-24
2-1-1954	H	W	65-62	1-24-1996	H	W	68-54	1-27-1917	H	W	31-25
2-22-1954	A	L	71-80	2-17-1996	A	W	75-57	2-17-1917	A	L	19-33
2-12-1955	A	L	54-56	1-18-1997	H	W	75-62	2-1-1918	H	W	27-12
2-21-1955	H	W	71-69	2-19-1997	A	L	58-70	2-7-1918	A	L	23-25
2-20-1956	H	W	96-93	1-31-1998	A	W	72-66 ot	2-1-1919	H	W	32-28
2-2-1957	A	W	77-63	1-30-1999	H	W	65-48	2-22-1919	H	L	16-17
1-18-1958	A	W	83-78	3-5-1999	N	W	61-59	1-24-1920	H	W	23-20
1-25-1958	H	W	74-60	1-22-2000	H	W	69-45	2-9-1920	A	L	23-30
1-31-1959	H	W	81-72	1-27-2000	A	W	59-29	1-22-1921	A	L	23-36
2-16-1959	A	W	71-68	1-10-2001	H	W	84-53	2-1-1921	H	W	37-25
2-22-1960	A	L	69-71	1-24-2001	A	W	74-58	1-31-1922	A	L	22-31
1-21-1961	H	L	62-77	2-6-2002	A	L	49-61	2-16-1922	H	W	30-24
1-27-1962	H	L	70-71	2-15-2003	H	W	64-51	12-9-1922	H	L	15-40
2-26-1962	A	L	64-71	1-21-2004	A	W	73-61	2-28-1923	A	W	22-21
1-19-1963	H	W	80-68	2-21-2004	H	W	66-56	1-25-1924	A	L	18-35
3-9-1963	A	L	83-100	3-12-2004	N	W	68-55	2-29-1924	H	L	21-23
2-8-1964	A	L	86-93	1-8-2005	H	W	87-58	1-16-1925	A	L	14-37
2-29-1964	H	W	107-97	3-2-2005	A	W	69-58	3-3-1925	H	L	10-42
1-23-1965	H	L	75-76	2-4-2006	A	W	77-66	1-22-1926	A	L	14-33
1-30-1965	A	L	75-77	1-10-2007	H	W	66-45	2-16-1926	H	L	25-40
1-29-1966	A	W	77-68	3-8-2007	N	W	62-57	1-29-1927	A	L	15-36
3-11-1967	H	W	79-66	1-24-2008	A	W	78-62	2-23-1927	H	L	22-34
1-20-1968	H	W	75-62	2-9-2008	H	W	70-55	1-28-1928	A	L	25-29
2-17-1968	A	L	61-69	1-3-2009	A	W	77-66	2-3-1928	H	W	26-16
1-4-1969	H	L	71-85	1-21-2009	H	L	63-70	1-23-1929	A	L	24-29
1-18-1969	A	W	89-75	1-2-2010	A	W	91-70	2-22-1929	H	L	27-28
1-10-1970	H	W	98-93	1-30-2010	H	W	79-70	1-22-1930	H	W	28-21
3-13-1971	A	L	67-85	1-3-2011	A	W	65-62	2-18-1930	A	L	17-29
1-18-1972	A	L	69-76 ot	1-15-2011	H	W	71-67 ot	1-9-1932	H	L	25-28
3-11-1972	H	W	57-54	1-14-2012	A	L	74-81	2-23-1932	A	L	20-28
1-6-1973	H	W	90-77	3-10-2013	H	W	71-61	1-9-1933	H	L	19-34
3-3-1973	A	W	86-72	1-15-2014	A	W	54-40	2-24-1933	A	L	25-30
2-23-1974	H	W	73-70	2-13-2014	H	W	85-70	1-6-1934	H	L	33-34
1-27-1975	H	W	54-50	3-14-2014	N	W	67-51	2-21-1934	A	L	19-28
2-24-1975	A	L	66-67	1-11-2015	H	W	84-77 ot	2-21-1938	A	L	32-48
1-8-1976	A	L	89-105	2-10-2015	A	W	68-44	1-25-1941	A	L	39-46
2-2-1976	H	W	91-71	1-28-2016	A	W	76-45	3-1-1941	H	W	44-35
1-8-1977	H	L	68-70	12-30-2016	H	W	61-52	1-24-1942	A	L	49-52
1-27-1977	A	L	58-66	2-17-2018	A	W	65-60	2-28-1942	H	W	46-43
1-14-1978	A	W	67-63	1-2-2019	H	W	81-55	2-6-1943	A	L	34-45
2-23-1978	H	W	66-56	12-18-2019	A	W	77-72	2-27-1943	H	L	42-45
1-27-1979	A	L	65-83	1-29-2020	H	W	79-50	1-31-1946	A	L	57-62
2-3-1979	H	W	61-50	12-20-2020	A	L	65-79	2-20-1946	H	L	54-56
1-10-1980	A	L	61-65	1-2-2022	A	W	73-67	1-14-1947	H	L	56-74
2-23-1980	H	L	73-75 3ot	1-15-2022	H	L	62-64	2-8-1947	A	L	54-70
1-17-1981	H	W	84-70	12-4-2022	H	L	63-70	2-17-1948	H	L	44-51
2-26-1981	A	W	74-61					2-24-1948	A	W	54-50
1-30-1982	H	W	64-61					2-3-1949	A	L	47-63
2-6-1982	A	L	43-48					2-23-1949	H	L	41-43
1-8-1983	A	L	51-62					1-7-1950	H	L	65-76
3-9-1983	H	W	63-58					1-18-1950	A	L	65-71
1-7-1984	H	L	69-76					1-25-1951	H	W	60-43
3-8-1984	A	W	63-55					2-19-1951	A	L	46-56
2-2-1985	A	W	68-54					1-2-1952	A	W	66-52
2-27-1985	H	W	61-47					1-15-1952	H	L	48-56
2-1-1986	H	W	97-69					2-16-1953	A	L	64-72
2-27-1986	A	W	82-48					2-9-1954	H	L	71-74
1-26-1987	A	L	65-67					2-7-1955	A	W	93-79
2-19-1987	H	W	96-71					12-21-1955	H	W	84-78
2-4-1988	A	W	65-64					1-15-1957	A	L	76-86
3-10-1988	H	W	55-53					3-15-1957	N	W	85-83
1-11-1989	A	W	64-62					12-21-1957	H	W	79-72
2-25-1989	H	W	80-65					12-17-1958	A	W	74-56
1-20-1990	H	W	91-80					12-5-1959	H	W	61-56
3-8-1990	A	W	84-68					2-5-1961	H	W	89-74
1-12-1991	A	W	66-59					12-16-1961	H	L	72-73
2-14-1991	A	W	55-53					12-4-1962	A	L	85-92
1-15-1992	H	W	78-61					1-18-1964	H	L	80-95

Northwestern College 1-8
 (H - 1-3; A - 0-5)

1-13-1912	A	L	19-25
2-6-1913	H	L	21-23
1-23-1914	A	L	24-44
2-6-1915	H	L	17-28
2-11-1915	A	L	22-41
1-20-1916	A	L	17-29
3-3-1916	H	L	21-28
2-16-1917	A	L	16-26
3-2-1917	H	W	28-14

Notre Dame 37-61
 (H - 25-24; A - 10-37; N - 2-0)

1-31-1908	H	W	33-20
2-1-1908	H	L	16-23
2-25-1908	A	L	20-39
1-23-1909	A	L	10-26
2-8-1909	H	L	18-22
1-29-1910	A	W	28-21
2-19-1910	H	W	43-23



ALL-TIME RECORD VS. OPPONENTS

12-8-1964	A	L	93-100
12-11-1965	A	W	93-69
2-1-1967	A	W	85-80 ot
1-30-1968	H	W	89-68
2-11-1969	A	W	71-59
1-20-1970	H	W	85-82
1-26-1971	A	L	80-104
2-1-1972	H	W	98-74
2-7-1973	A	L	72-85
2-4-1974	H	L	89-91
2-5-1975	A	W	76-73
3-18-1979	N	W	80-68
12-3-2014	A	L	78-79 ot
11-30-2017	H	W	81-63
11-28-2020	H	W	80-70
11-30-2022	A	L	52-70

Oakland 21-0 (H - 13-0; A - 1-0; N - 7-0)

11-17-1998	A	W	96-66
12-18-1999	H	W	86-51
11-19-2000	H	W	97-61
12-19-2001	H	W	78-50
1-29-2005	H	W	92-75
11-25-2006	H	W	71-53
11-24-2007	H	W	75-71
12-27-2008	N	W	82-66
12-10-2009	H	W	88-57
12-11-2010	N	W	77-76
11-23-2012	H	W	70-52
12-14-2013	N	W	67-63
12-14-2014	H	W	87-61
12-22-2015	N	W	99-93 ot
12-21-2016	H	W	77-65
12-16-2017	N	W	86-73
12-21-2018	H	W	99-69
12-14-2019	N	W	72-49
12-13-2020	H	W	109-91
12-21-2021	N	W	90-78
12-21-2022	H	W	67-54

Oberlin 7-6 (H - 6-1; A - 1-5)

1-8-1908	H	W	46-21
2-23-1918	H	W	35-20
1-11-1919	A	L	14-24
1-2-1920	H	W	36-8
1-29-1921	A	L	21-23
2-19-1921	H	L	29-37
1-28-1922	A	L	25-26
3-3-1923	A	L	16-23
2-28-1925	H	W	29-27
3-7-1925	A	L	16-25
2-14-1930	H	W	24-10
1-31-1931	A	W	33-22
12-17-1938	H	W	58-23

Ohio 1-0 (H - 1-0)

1-1-1932	H	W	29-15
----------	---	---	-------

Ohio Northern 3-0 (H - 2-0; A - 1-0)

1-29-1915	A	W	45-16
2-8-1917	H	W	53-9
1-3-1928	H	W	39-25

Ohio State 80-62 (H - 49-17; A - 26-41; N - 5-4)

3-5-1910	A	L	13-31
12-11-1911	A	L	12-42
2-21-1940	H	W	46-38
12-9-1944	A	L	31-58
12-28-1944	H	L	31-67
12-27-1945	A	L	42-62

2-16-1946	H	W	64-41
2-15-1947	H	L	46-58
2-21-1948	H	L	50-72
2-28-1949	A	L	51-70
2-11-1950	A	L	43-87
1-27-1951	A	L	49-58
2-9-1952	H	W	70-52
1-3-1953	H	W	68-57
2-7-1953	A	L	62-73
1-23-1954	H	W	83-76
1-3-1955	A	L	76-83
1-28-1956	H	W	94-91
3-3-1956	A	L	84-96
1-19-1957	A	L	51-70
1-28-1957	H	W	73-64
1-4-1958	A	L	56-70
1-19-1959	H	W	92-77
1-30-1960	A	L	79-111
2-20-1960	H	L	83-84
2-11-1961	H	L	62-83
3-4-1961	A	L	83-91
2-17-1962	H	L	72-80
2-18-1963	A	L	77-87
1-27-1964	H	W	102-99
3-7-1964	A	W	81-80
2-22-1965	A	L	90-101
3-6-1965	H	L	75-97
1-15-1966	H	W	80-64
2-28-1966	A	W	98-79
2-20-1967	A	L	64-80
2-27-1967	H	W	74-63
2-10-1968	A	L	62-90
3-1-1969	H	W	85-72
2-10-1970	H	L	66-89
2-28-1970	A	W	82-80
1-30-1971	A	W	82-70
2-6-1971	H	L	76-87
3-7-1972	A	L	73-92
2-26-1973	H	W	87-83
1-12-1974	H	W	83-75
2-11-1974	A	W	75-67 ot
1-6-1975	H	W	88-84
2-3-1975	A	W	101-83
1-10-1976	H	W	92-82
2-7-1976	A	W	83-82 ot
2-12-1977	A	W	71-57
2-28-1977	H	W	80-79
1-28-1978	A	W	70-60
2-18-1978	H	W	79-74
2-1-1979	H	W	84-79 ot
2-10-1979	A	W	73-57
1-31-1980	H	W	74-54
2-9-1980	A	L	59-71
1-31-1981	H	W	60-54
2-7-1981	A	L	61-73
2-4-1982	A	L	49-50 ot
2-13-1982	H	L	46-51
1-22-1983	A	L	69-74
2-24-1983	H	W	101-94 3ot
1-21-1984	H	L	68-82
2-22-1984	A	L	70-86
1-3-1985	H	W	82-79
3-9-1985	A	L	79-90
1-2-1986	A	L	73-84
3-8-1986	H	W	91-81
1-10-1987	H	W	90-80
2-9-1987	A	L	72-90
2-1-1988	H	W	76-64
2-27-1988	A	W	78-77 ot
1-14-1989	H	L	81-83
2-11-1989	A	L	75-81
1-11-1990	H	W	78-68
2-10-1990	A	W	84-75
1-31-1991	H	W	75-61
3-3-1991	A	L	64-65

1-7-1992	A	L	46-62
2-29-1992	H	L	65-78
1-13-1993	A	W	77-60
2-13-1993	H	W	81-66
1-26-1994	A	W	77-71
2-26-1994	H	W	75-60
2-4-1995	A	W	67-58
2-7-1996	H	W	55-41
1-11-1997	H	W	69-66
2-26-1997	A	W	67-65
2-4-1998	A	W	84-58
1-27-1999	H	W	76-71
1-20-2000	A	L	67-78
2-15-2000	H	W	83-72
1-21-2001	H	W	71-56
1-27-2001	A	L	55-64
2-10-2002	H	W	67-64
2-26-2002	A	W	81-76
1-9-2003	H	W	66-55
3-8-2003	A	W	72-58
3-15-2003	N	L	54-55
2-7-2004	A	W	84-70
2-9-2005	H	W	83-69
1-15-2006	A	W	62-59 2ot
2-22-2006	H	L	68-79
1-27-2007	A	L	64-66
2-3-2007	H	L	54-63
1-15-2008	H	W	66-60
3-9-2008	A	L	54-63
3-14-2008	N	W	67-60
1-6-2009	H	W	67-58
1-25-2009	A	W	78-67
3-14-2009	N	L	70-82
2-21-2010	H	L	67-74
2-15-2011	A	L	61-71
2-11-2012	A	W	58-48
3-4-2012	H	L	70-72
3-11-2012	N	W	68-64
1-19-2013	H	W	59-56
2-24-2013	A	L	60-68
3-16-2013	N	L	58-61
1-7-2014	H	W	72-68 ot
3-9-2014	A	L	67-69
2-14-2015	H	W	59-56
3-13-2015	N	W	76-67
2-23-2016	A	W	81-62
3-5-2016	H	W	91-76
3-11-2016	N	W	81-54
1-15-2017	A	L	67-72
2-14-2017	H	W	74-66
1-7-2018	A	L	64-80
1-5-2019	A	W	86-77
2-17-2019	H	W	62-44
3-15-2019	N	W	77-70
3-8-2020	H	W	80-69
1-31-2021	A	L	62-79
2-25-2021	H	W	71-67
3-3-2022	A	L	69-80
2-12-2023	A	W	62-41
3-4-2023	H	W	84-78
3-10-2023	N	L	58-68

Ohio Wesleyan 2-3 (H - 2-2; A - 0-1)

1-29-1922	A	L	22-25
2-24-1922	H	L	17-29
1-7-1929	H	L	28-31
1-4-1930	H	W	30-14
1-1-1931	H	W	25-17

Oklahoma 6-3 (H - 1-0; A - 0-1; N - 5-2)

12-29-1956	N	W	76-74
12-21-1963	N	W	118-100
3-17-1993	A	L	86-88

ALL-TIME RECORD VS. OPPONENTS

3-19-1999	N	W	54-46
11-14-2001	H	W	67-55
1-4-2003	N	L	58-60
12-6-2003	N	L	77-80 ot
11-23-2013	N	W	87-76
3-27-2015	N	W	62-58

Oklahoma State 2-2

(H - 1-0; A - 0-1; N - 1-1)

1-14-1995	H	W	70-69
12-18-1995	A	L	57-68
11-30-2002	N	L	61-64
11-28-2008	N	W	94-79

Old Dominion 1-0

(N - 1-0)

3-18-2005	N	W	89-81
-----------	---	---	-------

Olivet 7-4

(H - 6-2; A - 1-2)

2-27-1899	H	L	6-7
3-13-1899	A	L	6-15
1-20-1900	A	L	5-6
2-3-1900	H	L	6-8
2-16-1901	H	W	18-10
3-2-1906	H	W	46-10
2-2-1907	H	W	41-24
2-22-1907	A	W	38-24
12-8-1925	H	W	36-13
1-21-1933	H	W	35-13
12-4-1933	H	W	23-16

Oral Roberts 1-0

(H - 1-0)

12-3-2016	H	W	80-76
-----------	---	---	-------

Oregon 2-2

(N - 2-2)

12-28-1961	N	L	59-71
12-27-1969	N	L	82-87
12-30-1988	N	W	76-71
11-25-2022	N	W	74-70

Oregon State 3-3

(H - 1-1; A - 1-1; N - 1-1)

12-27-1939	A	L	33-38
12-28-1939	A	W	36-26
12-29-1942	H	L	29-33
12-29-1978	N	W	65-57
2-5-1984	H	W	56-55
12-29-1988	N	L	58-63

Owosso YMCA 1-0

(H - 1-0)

1-26-1906	H	W	76-12
-----------	---	---	-------

Pacific 1-0

(N - 1-0)

11-26-1993	N	W	83-64
------------	---	---	-------

Pennsylvania 3-1

(H - 1-0; A - 1-1; N - 1-0)

12-18-1954	A	L	67-73
12-14-1963	A	W	87-75
3-24-1979	N	W	101-67
11-29-2003	H	W	77-52

Penn State 43-10

(H - 26-2; A - 17-5; N - 0-3)

1-2-1929	H	W	16-14
12-28-1938	H	W	35-21
12-29-1950	H	W	51-44
12-30-1954	H	W	85-74
3-13-1993	H	W	70-53
3-12-1994	A	L	70-71
2-2-1995	H	W	82-62

2-11-1995	A	W	68-53
1-31-1996	H	W	61-58
2-10-1996	A	L	50-54
1-15-1997	A	W	69-58
2-22-1997	H	W	71-57
1-24-1998	H	W	71-59
2-2-1999	A	W	70-68
1-5-2000	H	W	76-63
2-23-2000	A	W	79-63
1-3-2001	H	W	98-73
2-24-2001	A	W	76-57
3-9-2001	N	L	63-65
1-19-2002	A	W	77-65
1-22-2003	H	W	70-36
1-14-2004	H	W	76-58
2-28-2004	A	W	67-42
1-5-2005	A	W	84-58
3-5-2005	H	W	90-64
1-28-2006	H	W	69-60
1-20-2007	A	W	91-64
2-2-2008	A	L	76-85
2-20-2008	H	W	86-49
1-14-2009	A	W	78-73
2-1-2009	H	L	68-72
2-13-2010	A	W	65-54
3-4-2010	H	W	67-65
1-8-2011	A	L	62-66
2-10-2011	H	W	75-57
3-12-2011	N	L	48-61
2-8-2012	H	W	77-57
1-16-2013	A	W	81-72
12-31-2013	A	W	79-63
2-6-2014	H	W	82-67
1-21-2015	H	W	66-60
1-10-2016	A	W	92-65
2-28-2016	H	W	88-57
1-7-2017	N	L	63-72
3-9-2017	H	W	78-51
1-31-2018	H	W	76-68
1-13-2019	A	W	71-56
2-4-2020	H	L	70-75
3-3-2020	A	W	79-71
2-9-2021	H	W	60-58
12-11-2021	H	W	80-64
2-15-2022	A	L	58-62
12-7-2022	A	W	67-58

Pepperdine 1-0

(N - 1-0)

12-21-1998	N	W	79-67
------------	---	---	-------

Pittsburgh 3-1

(H - 1-1; A - 1-0; N - 1-0)

2-18-1927	H	L	34-36
12-22-1953	H	W	83-51
12-17-1955	A	W	82-81
3-22-2008	N	W	65-54

Portland 3-0

(H - 1-0; A - 2-0)

12-29-1961	A	W	74-60
11-18-2013	H	W	82-67
11-27-2022	A	W	78-77

Portland State 1-0

(H - 1-0)

12-10-1979	H	W	88-54
------------	---	---	-------

Prairie View A&M 1-0

(H - 1-0)

12-18-2010	H	W	90-51
------------	---	---	-------

Princeton 5-1

(H - 2-1; A - 1-0; N - 2-0)

12-30-1950	H	L	46-52
12-29-1951	H	W	52-46

12-17-1954	A	W	79-67
11-30-1979	N	W	60-46
12-30-1989	H	W	51-49
3-14-1998	N	W	63-56

Providence 4-0

(A - 1-0; N - 3-0)

3-11-1978	N	W	77-63
12-20-1980	A	W	77-76
11-25-1999	N	W	82-58
11-29-2015	N	W	77-64

Purdue 57-74

(H - 35-27; A - 18-46; N - 4-1)

1-26-1910	A	L	9-35
12-20-1947	A	L	48-50
2-12-1949	H	L	48-66
2-4-1950	A	L	53-69
1-29-1951	A	L	55-59 ot
1-26-1952	H	W	56-47
2-21-1953	H	W	68-57
2-28-1953	A	W	77-72
2-13-1954	A	L	50-64
1-31-1955	H	W	79-72
1-14-1956	H	L	62-66
2-25-1956	A	L	56-63
1-5-1957	H	L	71-72
2-11-1957	A	W	68-66
1-11-1958	H	W	84-75
2-24-1958	A	L	70-72
2-7-1959	A	L	81-85
2-21-1959	H	W	94-87
2-6-1960	H	L	65-68
2-25-1961	A	L	74-85
1-15-1962	H	L	74-89
2-3-1962	A	L	64-86
2-4-1963	A	L	81-103
3-4-1963	H	L	93-94
2-3-1964	A	L	98-101
3-1-1965	H	W	110-92
1-10-1966	A	W	89-78
1-24-1966	H	W	92-74
2-11-1967	A	W	79-77
3-4-1967	H	W	75-71
3-5-1968	A	L	75-93
2-25-1969	H	L	72-74
2-3-1970	A	L	86-105
3-3-1970	H	L	98-101
2-27-1971	A	L	70-100
3-2-1971	H	L	60-65
2-19-1972	A	L	68-92
2-17-1973	H	L	84-88
1-5-1974	A	L	75-77
2-2-1974	H	W	76-74
1-2-1975	A	L	86-93
3-3-1975	H	W	84-82
1-26-1976	A	W	66-65
2-23-1976	H	W	89-76
1-22-1977	H	L	70-76
3-3-1977	A	L	69-78
1-19-1978	H	W	60-51
2-16-1978	A	L	80-99
1-13-1979	A	L	50-52
2-22-1979	H	W	73-67
1-3-1980	H	L	73-74
3-1-1980	A	L	73-91
1-24-1981	A	W	74-68
2-12-1981	H	L	48-63
1-14-1982	A	L	47-53
2-27-1982	H	L	49-51
1-29-1983	H	W	83-67
2-17-1983	A	L	55-61
1-28-1984	A	L	54-72
2-16-1984	H	W	63-53
1-10-1985	A	W	81-72 ot
2-9-1985	H	L	65-66



ALL-TIME RECORD VS. OPPONENTS

1-9-1986	H	L	83-88
2-8-1986	A	L	82-88
1-3-1987	A	L	72-87
3-4-1987	H	L	59-69
1-20-1988	A	L	67-78
1-20-1988	H	L	70-72
1-25-1989	H	W	106-83
2-18-1989	A	L	63-87
2-3-1990	A	W	64-53
3-11-1990	H	W	72-70
1-23-1991	A	L	51-62
2-23-1991	H	W	75-58
1-22-1992	A	W	66-61
2-22-1992	H	W	70-68
1-30-1993	A	W	72-64
3-3-1993	H	L	58-61
1-12-1994	A	L	77-89
2-12-1994	H	L	70-74
2-7-1995	H	L	69-78
2-3-1996	A	L	51-56
1-29-1997	A	L	62-72
2-8-1997	H	L	62-77
12-30-1997	A	W	74-57
3-1-1998	H	L	96-99 ot
2-16-1999	H	W	82-69
2-28-1999	A	W	60-46
2-8-2000	A	L	67-70
2-4-2001	H	W	72-55
1-16-2002	H	W	65-56
2-16-2002	A	W	62-59
1-14-2003	A	L	60-72
3-1-2003	H	W	69-61
3-14-2003	N	W	54-42
1-25-2004	A	L	70-76 ot
2-17-2004	H	W	62-55
1-18-2005	H	W	71-64
2-19-2005	A	W	68-57
2-8-2006	H	W	77-52
3-9-2006	N	W	70-58
2-7-2007	A	L	38-62
1-8-2008	H	W	78-75
2-12-2008	A	L	54-60
2-17-2009	A	L	54-72
3-8-2009	H	W	62-51
2-9-2010	H	L	64-76
2-28-2010	A	W	53-44
1-22-2011	A	L	76-86
2-27-2011	H	L	47-67
3-11-2011	N	W	74-56
1-21-2012	H	W	83-58
2-19-2012	A	W	76-62
1-5-2013	H	W	84-61
2-9-2013	A	W	78-65
2-20-2014	A	W	94-79
3-4-2015	H	W	72-66
2-9-2016	A	L	81-82 ot
3-13-2016	N	W	66-62
1-24-2017	H	L	73-84
2-18-2017	A	L	63-80
2-10-2018	H	W	68-65
1-8-2019	H	W	77-59
1-27-2019	A	W	63-73
1-12-2020	A	L	42-71
1-8-2021	H	L	54-55
2-16-2021	A	L	65-75
2-26-2022	H	W	68-65
3-12-2022	N	L	70-75
1-16-2023	H	L	63-64
1-29-2023	A	L	61-77

Rhode Island			1-0
(N - 1-0)			
12-2-1977	N	W	92-64

Rice			1-0
(N - 1-0)			
11-26-1991	N	W	75-67

Rider			1-0
(N - 1-0)			
11-27-2014	N	W	77-45

Robert Morris			1-0
(N - 1-0)			
3-20-2009	N	W	77-62

Rochester			1-1
(A - 1-1)			
12-29-1941	A	L	27-28
12-29-1972	A	W	103-61

Rochester YMCA			1-1
(H - 1-1)			
3-2-1909	H	W	30-18
3-3-1909	H	L	24-36

Romulus Army Air Base			1-0
(H - 1-0)			
2-4-1943	H	W	69-27

Rose Poly			1-2
(A - 1-2)			
1-27-1910	A	L	28-31
1-14-1911	A	L	20-26
1-20-1912	A	W	33-31

Rutgers			12-3
(H - 7-0; A - 4-3; N - 1-0)			
12-19-1970	N	W	81-71
1-29-2015	A	W	71-51
1-31-2016	H	W	96-62
3-2-2016	A	W	97-66
1-4-2017	H	W	93-65
12-5-2017	A	W	62-52
1-10-2018	H	W	76-72 ot
11/30/2018	A	W	78-67
02/20/2019	H	W	71-60
12-8-2019	H	W	77-65
1-5-2021	H	W	68-45
1-28-2021	A	L	37-67
2-5-2022	A	L	63-84
1-19-2023	H	W	70-57
2-4-2023	A	L	55-61

Saginaw Bank Clerks			1-0
(A - 1-0)			
1-19-1907	A	W	29-19

Saginaw High School			2-0
(H - 1-0; A - 1-0)			
1-18-1907	A	W	35-17
1-11-1908	H	W	67-23

Saginaw YMCA			1-0
(H - 1-0)			
1-14-1905	H	W	62-12

Savannah State			1-0
(H - 1-0)			
12-31-2017	H	W	108-52

St. Ignatius			0-2
(H - 0-1; A - 0-1)			
1-16-1923	H	L	18-27
3-2-1923	A	L	17-38

St. John's			1-2
(A - 0-2; N - 1-0)			
12-27-1968	A	L	51-61
12-1-1979	A	L	73-88
11-23-2016	N	W	73-62

St. John's (Ohio)			3-1
(A - 3-1)			
2-26-1913	A	W	39-24
2-25-1914	A	W	50-17
1-25-1918	A	W	27-19
1-27-1921	A	L	20-21

St. Joseph's (Pa.)			1-1
(H - 1-1)			
12-18-1965	H	L	65-82
12-27-1980	H	W	71-67

St. Louis			1-1
(N - 1-1)			
3-27-1989	N	L	64-74
3-18-2012	N	W	65-61

St. Mary's (Mich.)			3-1
(H - 3-1)			
1-15-1916	H	W	29-19
2-21-1923	H	W	43-15
12-18-1923	H	W	31-26
1-10-1925	H	L	13-21

St. Mary's (Ohio)			0-1
(A - 0-1)			
3-1-1913	A	L	26-28

St. Peter's			1-1
(H - 1-0; A - 0-1)			
12-1-1983	A	L	66-73
12-10-1984	H	W	50-38

St. Viator			1-2
(H - 1-2)			
2-26-1924	H	L	25-27
1-13-1925	H	L	18-23
1-9-1926	H	W	30-27

San Diego State			1-0
(A - 1-0)			
12-29-1984	A	W	77-61

San Francisco			1-1
(A - 1-0; N - 0-1)			
3-23-1957	N	L	60-67
12-20-1974	A	W	86-78

San Jose State			3-0
(H - 3-0)			
12-22-1987	H	W	82-68
12-29-1989	H	W	88-61
12-19-2007	H	W	85-45

Santa Clara			1-1
(H - 1-0; N - 0-1)			
11-22-1995	N	L	71-77
11-24-2014	H	W	79-52

Seton Hall			4-0
(H - 1-0; A - 2-0; N - 1-0)			
3-18-1994	N	W	84-73
12-19-2000	A	W	72-57
12-22-2001	H	W	68-64
11-14-2019	A	W	76-73



ALL-TIME RECORD VS. OPPONENTS

South Alabama 2-0

(H - 1-0; A - 1-0)			
12-4-1971	H	W	87-72
1-3-1973	A	W	86-78

South Carolina 4-2

(H - 3-1; A - 0-1; N - 1-0)			
12-20-1941	H	W	41-29
12-18-1961	H	W	99-91
12-9-1972	A	L	64-83
12-8-1973	H	L	63-74
11-26-1999	N	W	59-56
11-16-2010	H	W	82-73

South Dakota 1-0

(H - 1-0)			
12-5-1966	H	W	81-54

South Florida 3-0

(H - 2-0; A - 1-0)			
12-20-1997	A	W	68-53
12-21-2002	H	W	65-56
12-16-2003	H	W	73-60

South Haven 1-0

(A - 1-0)			
2-28-1908	A	W	31-18

Southern Cal 4-3

(H - 1-0; A - 1-3; N - 2-0)			
12-19-1953	H	W	81-63
12-30-1953	A	L	73-75
12-28-1957	A	W	77-67
12-29-1964	A	L	69-100
12-29-1970	A	L	63-88
3-22-2009	N	W	74-69
3-17-2023	N	W	72-62

Southern Illinois 2-0

(H - 1-0; A - 1-0)			
12-13-1955	H	W	99-71
1-27-1968	A	W	68-56

Southern Methodist 1-0

(N - 1-0)			
12-29-1977	N	W	95-69

Southern Utah 1-0

(H - 1-0)			
12-9-2017	H	W	88-63

Southern Mississippi 1-0

(N - 1-0)			
12-29-1975	N	W	89-77

SW Missouri State 1-0

(N - 1-0)			
3-20-1992	N	W	61-54

Southwest Louisiana 1-1

(H - 1-0; N - 0-1)			
12-3-1968	H	W	90-84
12-28-1982	N	L	66-71

Stanford 4-2

(H - 3-0; N - 1-2)			
12-27-1934	H	W	25-18
12-20-1946	H	W	57-45
12-29-1960	N	L	80-81 2ot
12-28-1991	H	W	72-62
12-29-2001	N	L	64-75
12-11-2004	N	W	78-53

Stetson 1-0

(N - 1-0)			
12-11-1992	N	W	78-59

Stony Brook 1-0

(H - 1-0)			
11-19-2017	H	W	93-71s

Syracuse 7-11

(H - 4-2; A - 2-6; N - 1-3)			
2-2-1929	A	L	17-24
1-1-1930	H	L	19-21
1-3-1933	H	W	23-16
1-13-1934	A	L	21-27
1-1-1936	A	L	34-38
1-19-1937	H	W	36-30
1-15-1938	A	L	46-59
1-8-1940	H	W	31-29
12-27-1941	A	W	33-31
1-2-1946	H	W	76-48
12-31-1946	A	W	61-57 ot
12-3-1977	A	L	67-75
3-23-2000	N	W	75-58
11-21-2001	N	L	58-69
2-23-2003	H	L	75-76
1-3-2004	A	L	83-96
12-7-2010	N	L	58-72
3-18-2018	N	L	53-55

Temple 6-6

(H - 3-1; A - 1-3; N - 2-2)			
1-3-1936	A	L	24-47
2-15-1939	H	W	29-25
1-27-1940	A	L	40-42
3-1-1940	H	W	44-28
1-6-1941	A	W	37-35
1-13-1941	H	W	23-22
1-27-1945	N	L	47-64
12-30-1969	N	L	51-90
12-4-1997	H	L	54-56
11-20-1998	A	L	59-60
3-25-2001	N	W	69-62
3-20-2008	N	W	72-61

Tennessee 5-2

(H - 2-0; A - 2-1; N - 1-1)			
1-23-1939	A	W	35-31
1-6-1940	H	W	29-20
12-30-1970	N	L	70-81
12-18-1971	A	L	61-85
12-21-1993	A	W	69-60
12-20-1994	H	W	79-68
3-28-2010	N	W	70-69

Tennessee Tech 4-0

(H - 4-0)			
12-28-2005	H	W	80-63
11-28-2010	H	W	73-55
11-10-2016	H	W	71-63
11/18/2018	H	W	101-33

Texas 6-4

(H - 1-1; A - 1-1; N - 4-2)			
11-27-1999	N	L	74-81
3-30-2003	N	L	76-85
11-16-2006	N	W	63-61
12-22-2007	N	W	78-72
12-20-2008	N	W	67-63
12-22-2009	A	L	68-79
12-22-2010	H	L	55-67
12-22-2012	H	W	67-56
12-21-2013	A	W	92-78
11/23/2018	N	W	78-68

Texas A&M 2-0

(N - 2-0)			
12-27-1971	N	W	67-65
11-25-1989	N	W	87-75

Texas Arlington 1-0

(H - 1-0)			
12-30-2009	H	W	87-68

Texas Christian 1-1

(H - 1-0; A - 0-1)			
12-20-1986	A	L	47-66
12-12-1987	H	W	69-52

Texas Southern 2-0

(H - 2-0)			
11-18-2011	H	W	76-41
11-18-2012	H	W	69-41
12-20-2014	H	L	64-71 ot

Texas Tech 0-1

(N - 0-1)			
4-6-2019	N	L	51-61

Toledo 6-3

(H - 4-2; A - 2-1)			
12-7-1968	A	W	81-80
12-6-1969	H	L	80-82
12-5-1970	A	W	72-62 ot
11-28-1972	H	W	98-96
12-18-1973	A	L	51-79
11-22-1999	H	W	78-33
12-30-2002	H	L	76-81
11-20-2009	H	W	75-62
12-4-2021	H	W	81-68

Toledo Buckeyes 3-3

(H - 1-2; A - 2-1)			
1-16-1914	H	W	40-24
2-26-1914	A	W	26-25
1-9-1915	H	L	23-33
1-28-1915	A	L	27-31
2-19-1916	H	L	23-32
2-24-1916	A	W	28-22

Tri-State 1-0

(H - 1-0)			
1-17-1916	H	W	30-13

Tulane 2-1

(H - 1-0; A - 1-1)			
12-20-1965	H	W	80-61
12-21-1966	A	W	76-66
12-29-1982	A	L	58-81

Tulsa 2-2

(H - 1-0; A - 0-1; N - 1-1)			
12-9-1961	H	W	90-70
12-18-1963	A	L	88-89
12-28-1965	N	L	67-78
12-22-1998	N	W	68-58

Tuskegee 1-0

(H - 1-0)			
12-15-2012	H	W	92-56

Upper Canada Law 1-0

(H - 1-0)			
1-5-1924	H	W	33-26

Utah 1-4

(A - 0-2; N - 1-2)			
12-21-1962	A	L	79-88
12-28-1964	N	L	96-98
12-20-1969	A	L	85-105

ALL-TIME RECORD VS. OPPONENTS

3-17-1991 N L 84-85 2ot
3-18-2000 N W 73-61

Utah State 0-2 (A - 0-1; N - 0-1)

12-22-1962 A L 87-102
12-19-1980 N L 70-74

Valparaiso 5-1 (H - 3-1; N - 2-0)

1-19-1922 H W 30-21
12-22-1922 H L 17-21
3-6-1924 H W 22-12
3-16-2000 N W 65-38
11-22-2009 H W 90-60
3-21-2013 N W 65-54

Vanderbilt 0-1 (N - 0-1)

12-29-1967 N L 63-73

Vermont 2-0 (H - 1-0; N - 1-0)

3-20-2005 N W 72-61
11-21-2006 H W 66-46

Victoria 1-0 (H - 1-0)

1-11-1923 H W 33-10

Villanova 2-3 (H - 1-0; A - 1-1; N - 0-2)

12-27-1966 A L 63-66
12-28-1968 N L 66-75
3-22-1989 A W 70-63
11-29-2002 N L 73-81
11-18-2022 H W 73-71

Virginia 5-0 (H - 3-0; N - 2-0)

2-11-1947 H W 51-46
2-19-1949 H W 62-43
12-4-2002 H W 82-75
3-28-2014 N W 61-59
3-22-2015 N W 60-54

Va. Commonwealth 0-1 (A - 0-1)

12-30-1975 A L 75-80

Virginia Tech 1-1 (N - 1-1)

11-22-2013 N W 96-77
11-25-2019 N L 66-71

Wabash 3-6 (H - 3-0; A - 0-6)

1-22-1909 A L 24-39
1-28-1910 A L 21-23
1-13-1911 A L 15-25
1-19-1912 A L 26-32
2-10-1917 H W 20-19
1-30-1919 A L 19-28
2-7-1919 H W 37-26
2-6-1920 H W 29-27
2-24-1920 A L 16-24

Wake Forest 1-0 (N - 1-0)

12-30-1986 N W 71-62

Washington 4-2 (H - 1-1; A - 0-1; N - 3-0)

1-2-1942 H L 42-45
12-30-1957 A L 69-71

12-30-1964 N W 93-92
3-13-1986 N W 72-70
3-13-1996 H W 64-50
11-24-2010 N W 76-71

Washington State 3-1 (H - 2-0; N - 1-1)

12-16-1939 H W 52-44
12-28-1978 N W 98-52
12-30-1992 H W 77-61
11-27-1993 N L 71-76

Washington, St. Louis 1-0 (A - 1-0)

1-3-1948 A W 46-45

Wayne State 15-1 (H - 9-1; A - 6-0)

1-4-1935 H W 31-17
1-26-1935 A W 37-20
2-24-1939 H L 33-40
2-14-1940 H W 46-29
1-20-1945 H W 47-38
1-15-1946 A W 43-37
2-7-1946 H W 46-45
12-28-1946 A W 52-25
2-1-1947 H W 49-36
12-27-1947 A W 57-55
2-28-1948 H W 63-49
1-22-1949 A W 37-35 2ot
1-27-1949 H W 63-48
2-17-1950 H W 68-44
12-2-1950 A W 51-50
12-1-1951 H W 52-43

Weber State 1-2 (H - 1-0; N - 0-2)

12-28-1979 N L 61-63
3-17-1995 N L 72-79
12-28-1996 H W 83-51

Western Illinois 2-0 (H - 1-0; A - 1-0)

12-12-1984 A W 93-61
11-23-1985 H W 98-63

Western Kentucky 1-1 (N - 1-1)

12-14-1968 N L 63-67
3-16-1978 N W 90-69

Western Michigan 28-11 (H - 22-7; A - 6-4)

1-12-1916 H W 51-21
1-8-1919 H W 19-18
1-17-1919 A W 28-23
1-15-1921 H W 22-16
1-25-1921 A W 29-19
1-10-1922 H W 28-20
12-15-1922 H L 8-17
1-28-1924 A L 14-29
2-12-1924 H L 16-25
1-23-1925 H L 20-21
2-25-1925 A L 15-29
2-6-1926 H L 25-30
2-26-1926 A L 15-38
12-4-1963 H W 101-100
12-5-1964 H W 89-80
12-4-1965 H L 82-85
12-1-1966 H W 77-55
12-12-1967 A W 78-67
12-6-1988 H W 86-71
12-13-1969 A W 86-71
12-12-1970 H W 97-85
12-11-1971 H W 66-65

12-16-1972 A W 76-73
12-15-1973 H W 85-76
12-14-1974 H W 62-59
12-13-1975 A L 68-78
12-4-1976 H L 73-74
12-10-1977 H W 79-57
12-13-1978 A W 109-69
11-28-1980 H W 89-77
11-28-1981 H L 79-83
11-26-1982 H W 72-65
11-26-1983 H W 81-52
11-30-1984 H W 77-61
11-30-1985 H W 84-64
11-28-1998 H W 90-66
12-29-2019 H W 95-62
12-6-2020 H W 79-61
11-12-21 H W 90-46

Western Reserve 8-1 (H - 5-1; A - 3-0)

1-30-1931 A W 25-24
1-8-1932 H W 17-15
1-12-1935 A W 34-33
2-9-1935 H W 36-17
1-14-1939 H W 36-21
1-10-1942 H W 51-22
1-17-1948 A W 65-57
1-14-1949 H W 44-43
1-28-1950 H L 54-57

West Virginia 2-1 (H - 2-1)

12-30-1935 H W 25-24
1-18-1941 H W 44-35
2-8-1941 H L 31-40

West Va. Wesleyan 2-1 (H - 2-1)

2-19-1914 H W 38-21
2-18-1915 H L 31-43
1-12-1917 H W 41-22

Wichita State 6-3 (H - 3-0; A - 0-3; N - 3-0)

12-19-1962 A L 69-80
12-10-1966 H W 103-68
12-23-1967 A L 80-90
12-8-1977 H W 84-57
12-14-1979 A L 54-55
3-20-1989 H W 79-67
12-10-2005 N W 83-64
11-30-2008 N W 65-57
12-6-2016 N W 77-72

Winona 3-0 (H - 1-0; A - 2-0)

1-18-1912 A W 37-21
2-10-1912 A W 67-4
1-11-1913 H W 75-14

Wisconsin 86-67 (H - 50-16; A - 28-48; N - 8-4)

12-10-1921 A L 13-27
12-30-1932 A L 16-26
2-5-1934 A W 23-22
12-31-1934 A L 21-23
12-6-1935 A L 21-26
2-6-1937 A L 17-22
2-5-1938 A L 27-30
2-4-1939 A L 37-39
2-3-1940 H W 48-41
2-23-1946 A W 59-48
3-1-1946 H W 56-52
1-20-1947 H L 48-58
2-9-1948 A L 39-51



ALL-TIME RECORD VS. OPPONENTS

2-6-1950	H	L	47-66	1-23-1993	H	L	66-67
1-8-1951	H	L	52-53	2-24-1993	A	L	62-65
2-24-1951	A	L	29-35	1-19-1994	H	W	70-60
1-21-1952	H	W	50-39	2-2-1994	A	L	62-87
2-16-1952	A	W	57-55	1-4-1995	A	W	78-64
2-23-1953	H	W	53-45	3-11-1995	H	W	97-72
3-9-1953	A	L	51-58	1-17-1996	A	L	48-61
1-18-1954	H	L	53-57	2-24-1996	H	L	52-73
3-1-1954	A	L	56-79	1-9-1997	A	W	58-50
1-8-1955	H	W	94-77	3-1-1997	H	W	68-49
2-5-1955	A	W	73-70	1-8-1998	H	W	63-40
2-27-1956	H	W	89-82	2-21-1998	A	W	56-47
2-25-1957	A	W	78-62	1-6-1999	A	L	51-66
1-20-1958	A	L	52-66	2-21-1999	H	W	56-51
2-22-1958	H	W	93-59	3-6-1999	N	W	56-41
2-2-1959	A	W	88-57	2-12-2000	A	W	61-44
3-2-1959	H	W	93-73	2-19-2000	H	W	59-54
1-2-1960	A	W	91-79	3-11-2000	N	W	55-46
1-7-1961	H	L	71-74	4-1-2000	N	W	53-41
1-8-1962	H	L	78-83	1-13-2001	H	W	69-59 ot
2-10-1962	A	L	72-77	2-27-2001	A	W	51-47
1-12-1963	A	W	75-68	1-12-2002	H	L	63-64
3-2-1963	H	L	89-92 ot	2-11-2003	A	L	53-64
1-6-1964	H	W	106-90	1-10-2004	A	L	64-77
2-27-1965	A	L	89-99	3-2-2004	H	L	64-68 ot
2-5-1966	H	W	79-65	3-13-2004	N	L	66-68
2-19-1966	A	L	77-78	1-16-2005	A	L	59-62
1-28-1967	H	W	68-61	2-24-2005	H	W	77-64
2-25-1967	A	L	64-68	1-8-2006	A	L	63-82
1-16-1968	A	L	68-70	3-2-2006	H	W	74-65
2-24-1968	H	W	87-77	2-20-2007	H	W	64-55
1-7-1969	H	W	77-67	3-3-2007	A	L	50-52
2-22-1969	A	L	64-76	3-9-2007	N	L	57-70
2-7-1970	A	L	79-89	2-28-2008	A	L	42-57
2-20-1971	H	W	97-78	3-15-2008	N	L	63-65
1-11-1972	H	W	83-76	2-22-2009	H	W	61-50
2-29-1972	A	L	74-101	1-6-2010	H	W	54-47
1-20-1973	A	L	80-93	2-2-2010	A	L	49-67
3-10-1973	H	W	79-78 ot	1-11-2011	H	W	64-61 ot
3-2-1974	A	L	80-87	2-6-2011	A	L	56-82
1-25-1975	H	W	105-87	1-3-2012	A	W	63-60 ot
2-22-1975	A	L	96-103	2-16-2012	H	W	69-55
1-3-1976	A	L	63-70	3-10-2012	N	W	65-52
3-6-1976	H	L	82-86	1-22-2013	A	W	49-47
1-6-1977	H	W	84-61	3-7-2013	H	W	58-43
1-29-1977	A	L	83-87 3ot	2-9-2014	A	L	58-60
1-7-1978	H	W	74-63	3-15-2014	N	W	83-75
3-2-1978	A	W	89-75	3-1-2015	A	L	61-68
1-4-1979	H	W	84-55	3-15-2015	N	L	69-80 ot
3-3-1979	A	L	81-83	1-17-2016	A	L	76-77
1-17-1980	H	W	62-61	2-18-2016	H	W	69-57
2-14-1980	A	L	66-80	2-26-2017	H	W	84-74
1-22-1981	A	L	62-63	1-26-2018	H	W	76-61
2-19-1981	H	W	74-65	2-25-2018	A	W	68-63
1-23-1982	H	W	68-58	3-2-2018	N	W	63-60
2-20-1982+	A	W	60-65 f	2-12-2019	A	W	67-59
1-13-1983	H	W	86-66	3-16-2019	N	W	67-55
3-5-1983	A	W	91-65	1-17-2020	H	W	67-55
1-12-1984+	A	W	74-81 f	2-1-2020	A	L	63-64
3-3-1984	H	W	78-59	12-25-2020	H	L	76-85
1-31-1985	A	W	77-68	1-21-2022	A	W	86-74
3-2-1985	H	W	82-63	2-8-2022	H	L	62-70
1-30-1986	H	W	83-81	3-11-2022	N	W	69-63
3-2-1986	A	W	84-71	1-10-2023	A	W	69-65
1-22-1987	A	W	81-78				
2-21-1987	H	L	63-65				
1-7-1988	A	L	72-78 2ot				
3-12-1988	H	L	69-71				
2-2-1989	A	L	64-69 ot				
3-11-1989	H	W	70-61				
1-6-1990	A	W	64-61				
2-8-1990	H	W	60-57				
1-10-1991	H	W	65-50				
2-9-1991	A	L	78-84 2ot				
2-8-1992	A	W	79-64				
2-12-1992	H	W	76-61				

UW-Green Bay **7-0**
 (H - 5-0; N - 1-0; A - 1-0)

12-15-1981	H	W	49-48 ot
3-15-1991	N	W	60-58
11-23-2004	H	W	104-46
12-21-2005	A	W	98-69
12-23-2006	H	W	76-64
12-29-2007	H	W	93-75
12-16-2018	H	W	104-83

Wofford	1-0
(H - 1-0)	
12-4-2009	H W 72-60

Wright State	2-1
(H - 2-0; A - 0-1)	
12-17-1997	H W 95-52
12-30-1999	A L 49-53
12-30-2000	H W 88-61

Wyoming	2-0
(H - 1-0; A - 1-0)	
12-23-1955	H W 72-62
12-19-1959	A W 82-72

Xavier	3-1
(H - 3-0; A - 0-1)	
1-13-1931	H W 32-19
1-15-1932	H W 22-20
2-20-1932	A L 24-31
1-27-1933	H W 19-16

Youngstown State	2-0
(H - 2-0)	
11-9-2006	H W 86-61
12-6-2016	H W 77-57

+ denotes forfeited contest

ALL-TIME LETTERWINNERS

Players began wearing jersey numbers in 1932-33.

\$ Information Unavailable; C - team captain;

CoC - co-captain; TriC - tri-captain;

QuaC - quad-captain

Name; Yrs. Lettered; Pos; Ht.; Jersey No.;

Hometown/High School

A

AcMoody, Sam; 2000-01-02-03; Mgr; Tekonsha

Aerts, Jason J.; 2006; F; 6-6; #10;

Pentwater/Pentwater

Ager, Maurice D.; 2003-04-05-06QuaC;

G; 6-4; #13; Detroit/Crockett

Ahrens, Kyle; 2016-17-18-19-20;

G; 6-5; #10; Versailles, Ohio/Versailles

Aitch, Matthew A.; '66-67; C; 6-7; #45;

St. Louis, Mo./Maplewood Richmond Heights

Akins, Jaden; 2022-23; G; 6-4; #3;

Farmington/Sunrise Christian Academy

Alexander, Aaron S.; 2002; F; 6-5; #10;

Richmond, Va./Henrico

Allen, X. Chris; 2008-09-10; G; 6-3; #3;

Lawrenceville, Ga./Meadowcreek

Anagonye, Aloysius; 2000-01-02TriC-C03

CoC; F; 6-8; #25; Southfield/Detroit DePores

Anderegg, Robert H.; '57-58-59C; F; 6-3;

#23; Monroe, Wis./Same

Anderson, Alan; 2002-03-04TriC-

05QuaC; F; 6-6; #15; Minneapolis,

Minn./DeLaSalle

Anderson, Valda; '29; Mgr;

SandCreek/Same

Andreas, Jason; 2001-02-03-04TriC; C;

6-10; #44; SugarCreek, Ohio/Garaway

Appling, Keith; 2011-12-13TriC-14; G;

6-1; 11; Detroit, Mich./Pershing

Archer, Lawrence C.; '18; G; #5; Derby/\$

Armstrong, Mark; '97-98-99-00; Mgr.;

Grand Rapids

Armstrong, T. Robert; '53-54-55; C; 6-8;

#12; Holland/Same

Atzenhoffer, Eli; '19-20-21;

Mgr.; Avon, Ohio

Aubuchon, I. Chester; '39-40-42C; G;

5-9; #24; Gary, Ind./Horace Mann

Ayala, Reginald (Rickey) P.; '52-53-54;

G; 5-6; #7; Brooklyn, N.Y./Tech

B

Babcock, Nate; 2010-11; Mgr.,

Plymouth, Minn.

Bailey, John A.; '66-67-68; G; 6-0; #12;

Streator, Ill./Same

Balbach, Edward; '02-03-04C; G/C; \$;

no #; Grand Rapids/\$

Ballinger, Adam; 2000-01-02TriC-C03CoC;

C; 6-9; #55; Bluffton, Ind./Same

Barnard, John A.; '32; F/G; \$; no #; \$/\$

Barnes, Daron; '86; Mgr.; \$/\$

Barnett, William; '10; \$; no #; Pittsburgh, Pa.

Barr, John H.; '21; F; \$; no #; Flint/\$

Basich, Peter S.; '40-41; G; \$; #4;

Columbus, Ohio/\$

Bates, Steven A.; '80-81-82; C; 6-10;

#52; Fort Wayne, Ind./Wayne

Bauman, Paul L.; '45; G/F; 5-10; #8;

Battle Creek/St. Phillip

Baylor, Arthur E.; '66-67; F; 6-6; #41;

Washington, D.C./Mackin

Beathea, Daimon; '93-94-95-96; F; 6-7;

#23; Elkhart, Ind./Memorial

Belknap, Leon V.; '09; \$; \$; no #; Whittemore/\$

Bell, Charlie; '98-99-00-01; G; 6-3; #14;

Flint/Southwestern Academy

Bencie, Charles J.; '56-57-58; F/C; 6-6;

#31; Gary, Ind./Froebel

Benington, John J. Jr.; '72; G; 6-1; #15;

East Lansing/Lansing Gabriels

Benjamin, Sylvester (Rudy); 69-70-71; G;

6-3; #21; Dayton, Ohio/Roosevelt

Bennett, Byron D.; '32; Mgr.; \$/\$

Bernecker, Scott; '90-91-92-93; Mgr.;

East Grand Rapids/Same

Bernecker, David; 2023; Mgr.;

East Grand Rapids/Same

Berry, William E.; '62-63-64; F; 6-2; #12;

Winnemucca, Nev./Humboldt County

Besko, Scott; 2012-13-14-15; Mgr.,

Saint Johns

Bess, Javon; 2015-16; F; 6-5; #2;

Columbus, Ohio/Gahanna Lincoln

Beyer, G. Joseph; '45; G; 5-10; #3;

Grosse Pointe/Same

Bibbins, Cleveland W.; '82; F; 6-6; #55;

Pittsburgh, Pa./Brashear

Bilkey, Robert; '24; C; \$; no #; Ishpeming/

Same

Bingham, Marcus; 2019-20-21-22; F; 6-11; #30;

Grand Rapids, Mich./GR Catholic Central

Binge, Ronald E.; '70; F; 6-5; #44;

East Detroit/Same

Bishop, Randy J.; '79-80; Mgr.; Grandville/

Wyoming Lee

Blanchard, Charles M.; '01C-02; \$; \$; no #;

Chesaning/Same

Blum, Mark; '92-93; F; 6-6; #20; Caro/Same

Boeskool, Randall D.; '31-32; C; \$; no #;

Grand Rapids/\$

Bogarakos, Timothy E.; 2002-03-04-05

QuaC; G; 6-2; #30; Flint/Central

Bogarakos, Timothy G.; '69-70; G; 6-1; #12;

Flint/Central

Bohnhoff, Trevor; 2014-15; F; 6-7; #13;

Saginaw/Novel

Borovich, Jon; 2002-03; Mgr.; Bloomfield Hills

Bostic, Herbert H.; '80-81-82; F/G; 6-4;

#44; Detroit/Royal Oak Shrine

Bouma, Robert D.; '68; Mgr.;

Grand Rapids/\$

Bower, William R.; '50-51-52; F; 5-11; #4;

Ft. Wayne, Ind./South

Brannum, Robert W.; '48C; C; 6-5; #7;

Winfield, Kan./Same

Braun, Norwin W.; '49; Mgr; Ann Arbor/\$

Bres, Jason; '20-21-22-23; Mgr.;

Traverse City, Mich.

Breslin, Brian S.; '71-72-74; F; 6-5; #42;

East Lansing/Same

Bridges, Miles; 2017-18CoC; G/F; 6-7; #22;

Flint/Huntington Prep (Huntington, W.V.)

Brigham, G. Horbert; '18; F; \$; 6-5; #13;

Springfield, Pa./\$

Brkovich, Donald; '79; F; 6-6; #21;

Windsor, Ont./Lowe

Brkovich, Mike; '78-79-80-81CoC; G/F; 6-4;

#12; Windsor, Ont./Lowe

Brookens, Harold A.; '61; G; 6-0; #14;

Tulsa, Okla./Washington

Brooks II, Pierre; 2022-23; G; 6-6; #1;

Detroit/Frederick Douglass Academy

Brooks, Quinton; '93-94-95-96CoC; F; 6-7;

#40; Akron, Ohio/Firestone

Brown, Alfred; '77-78; F; 6-6; #25;

Detroit/Haynesville (La.)

Brown, Arthur; '22; G; \$; no #; Hastings/Same

Brown, Calieb; 2023; Mgr.;

Lansing/DeWitt

Brown, Gabe; 2019-20-21-22CoC; F; 6-7; #13/44

Ypsilanti, Mich./Belleville

Brown, Luke; 98-99-00-01; Mgr.;

Iron Mountain

Brown, Mark; '86; G; 6-0; #24; Hastings/Same

Brown, Shannon; 2004-05-06QuaC; G;

6-3; #3; Maywood, Ill./Proviso East

Burchill, Kenneth; '51; Mgr.;

Sault Ste. Marie

Burgess, Jeffrey; 2002-03-04-05; Mgr.; Fenton

Burk, William; '41-42; G; \$; #7;

Whiting, Ind./\$

Burke, Braden; 2018-19-20;

F; #40; Stevensville, Mich./

Lakeshore (Robert Morris)

Busch, Fred W.; '10-11C; F; \$; no #;

Detroit/\$

Buyse, Maurice J.; '34-36; C; \$; #8; \$/\$

Byrd, Russell; 2012-13TriC-14; G; 6-7; #0;

Fort Wayne, Ind./Blackhawk Christian

C

Callahan, Leo A.; '37-38-39C; G; #5;

Schenectady, N.Y./Same

Campbell, Arthur L.; '09-10; Mgr.;

Cheat Haven, Pa./Same

Carey, Robert W.; '50-51-52; C; 6-5; #8;

Charlevoix/Same

Carey, William R.; '51-52; F; 6-1; #13;

Charlevoix/Same

Carlson, Leif F.; '51-52; F; 6-2; #17;

East Lansing/Weehawken (NJ)

Carlson, Sherman; F.; '27; Mgr.; Howell/\$

Carpenter, William E.; '37-38; G; \$; #5; \$/\$

Carr, Vernon; '86-87; G/F; 6-6; #23; Detroit/

Cody

Carrington, Matthew; '83; G; 6-1; #14;

Flint/Central

Carruthers, Robert H.; '31; Mgr.; \$/\$

Carter, Ben; 2018; F; 6-9; #235; #13;

Las Vegas, Nev./UNLV/Oregon

(Bishop Gorman)

ALL-TIME LETTERWINNERS

Carter, Rick; 2004-05-06; Mgr.; Grand Blanc
 Casler, Jeff; '89-90-91; G; 6-0; #22; St. Johns/Same
 Cawood, John F.; '43-47; F; 6-3; #16/21;
 Lansing/Eastern
 Cawood, William E.; '80-81-82-83CoC; G/F;
 6-7; #22; East Lansing/Same
 Chamberlain, Ralph G.; '10-11-12C-13; C;
 \$; no #; Grand Rapids/\$
 Chandler, Stanley L.; '62; C; 6-5; #31;
 Louisville, Ky./Central
 Chandnois, Lynn; '47; F; 6-2; #5; Flint/Central
 Chapman, Dan; 2012-13-14; G; 6-3;
 #14/40; Okemos/Okemos
 Chapman, Robert; '75-76-77C-78CoC; G;
 6-2; #44; Saginaw/Same
 Chappell, Mike; 2000-01; G/F; 6-9;
 Southfield/Lathrup
 Charles, Ron A.; '77-78-79-80CoC; F; 6-8;
 #15; U.S. Virgin Islands/Central
 Cherry, Steve; '98-99-00; F; 6-6; #20;
 Coldwater/Same
 Christiansen, Paul; '70; Mgr.; Greenville
 Christie, Max; 2022; G; 6-6; #5;
 Arlington Heights, Ill./Rolling Meadows
 Clark, Adam; 2011-12-13; Mgr., Jerome
 Clark Jr., Marvin; 2015-16; F; 6-6; #0/15;
 Kansas City, Mo./Sunrise Christian Academy
 Cleaves, Mateen; '97-98CoC-99QuaC-00
 Tri-C; G; 6-2; #12; Flint/Northern
 Cleveland, Andy; '95-96-97-98; Mgr.;
 Grand Rapids
 Cohrs, William R.; '70-71-72; C; 6-6; #45;
 Vicksburg/Same
 Cole, Clarence L.; '26; G; \$; no #; Lowell/
 Same
 Coleman, Keon; 2022; G; #40; Opelousas, La./
 Opelousas Catholic
 Colvin, Carleton J.; '27-28; G; \$; No #;
 East Lansing/\$
 Cooper, Carson; 2023; C; 6-11; #15;
 Jackson/IMG Academy (Fla.)
 Cooper, James A.; '02C; \$; \$; no #; Owosso/\$
 Copeland, Bernard Y.; '68-69; F; 6-6; #45;
 Inkster/Hillcrest (Brundidge, Ala.)
 Corbitt, Donald R.; '54; G; 5-10; #9;
 Ft. Wayne, Ind./Elmhurst
 Costello, Matt; 2013-14-15-16TriC; F; 6-9;
 #10; Bay City/Bay City Western
 Coutre, James W.; '77-78; C; 6-9; #45;
 LaGrange, Ill./Benet Academy
 Crandell, Jonathan; 2009-10; F; 6-8; #25;
 Rochester/Rochester Adams
 Cray, Edward (Ted); '65-66-67; F; 6-5; #13;
 Springfield, Pa./\$
 Curry, X. Deon; 2007; G; 6-1; #13;
 Oakland Township/Detroit Country Day
 Curtis, Jamie; 2009-10-11; Mgr., Swartz Creek
 Curtis, William A.; '64-65-66C; F; 6-4; #25;
 Grand Rapids/South

D

Dahlman, Isaiah J.; 2007-08-09-10QuaC;
 G; 6-6; #22; Braham, Minn./Braham Area

Dalrymple, Max E.; '38-39-40C; G; \$; #15;
 Port Huron/\$
 Dargush, Bennie J.; '37-38; C; \$; #19;
 Amsterdam, N.Y./\$
 Darnton, Brandon; 2007; G; 5-10; #1;
 Harbor Springs/Same
 Davis, Charles E.; '39; Mgr.; Rockford/\$
 Davis, Deyonta; 2016; F; 6-10; #23;
 Muskegon, Mich./Muskegon
 Davis, Doug; '98-99; G; 6-3; #30;
 Columbus, Ohio/Westland
 Davis, Paul R.; 2003-04-05-06QuaC;
 C; 6-11; #40; Rochester/Rochester
 Davis, Peter A.; '73-74-75; G; 6-1; #32;
 Brooklyn, N.Y./Boys
 Dawson, Brandon; 2012-13-14-15TriC; G;
 6-6; #22; Gary, Ind./Lew Wallace
 Dawson, Hugh A.; '47-48-49; G; 6-0; #5;
 Hammond, Ind./Same
 Dean, Paul; '69-70-71; G; 6-1; #23; Alma/
 Same
 Deater, Scott; 2013-14-15; Mgr., West Olive
 Dekker, James H.; '33-34; C; \$; #21; \$/\$
 DenHerder, Fred; '28-29-30; F/C; \$; no #; \$/\$
 Densley, Theodore B.; '69; Mgr.; Detroit/\$
 Devenny, Robert H.; '53-54-55; G; 5-11;
 #3/10; Philadelphia, Pa./North Catholic
 Dickeson, Verne C.; '27-28C-29; F; \$; no #; \$/\$
 Dickson, Robert M.; '06-07-08; \$; \$; no #; Lansing/\$
 Diehl, Roy H.; '42-43; F; 5-9; #8; Sturgis/Same
 Divjak, Ronald; '62-63; F/C; 6-5; #22;
 East Chicago, Ind./Washington
 Dodge, Glenn W.; '05; G; \$; no #; Almont/\$
 Doerr, Maxwell; '30; Mgr.; \$/\$
 Donnelly, Colin; 2016-17-18-19; Mgr.; Troy
 Donnelly, Terry R.; '77-78-79-80CoC; G;
 6-2; #11; St. Louis, Mo./Parkway North
 Douglas, Thomas H.; '63-64; G; 5-11; #20;
 Barrington, Ill./Same
 Drew, Kenneth L.; '26-27C; G; \$; no #; Tipton/\$
 Dryden, Marion; '98-99; Mgr.; Detroit
 Ducre, DeMarcus D.; 2007; G; 5-10; #15;
 Saginaw/Same

Dudley, James D.; '75; F; 6-5; #42;
 South Milwaukee, Wis./Racine Prairie
 Duffield, Arnold; '32; F/G; \$; no #; Lansing/\$
 Durco, Brenden; 2012-13; Mgr., Pinckney
 Duthie, Herbert I.; '10-11; G; \$; no #;
 Grand Rapids/\$
 Dwyer, Sean P.; 2006-07-08-09; Mgr.;
 Saginaw
 Dykema, Jon; 2000-01-02-03; Mgr.;
 Freeland

E

Edwards, Heywood M.; '67-68; F/C; 6-6;
 #33; Brooklyn, N.Y./Boys
 Eckstrom, William, R.; '51-52; F; 6-3;
 #12; Grant/Same
 Edwards, Derrick L.; 2004; Mgr.;
 Chicago, Ill.
 Eldred, Robert R.; '27; F; \$; no #; Eaton Rapids/
 Same
 Ellis III, Alvin; 2014-15-16-17; G; 6-4;
 #3; Matteson, Ill./Chicago De La Salle
 Emery, Brian; '87-88; Mgr.; Perry/Same
 Eva, Wesley L.; '23-24; C; \$; no #;
 Vulcan/\$
 Evans, Monte; '97; G; #22; Detroit/
 Cass Tech

F

Fagan, Terrance, S.; '72; G; 5-11; #21;
 Flint/St. Michaels
 Fahs, David L.; '59-60-61C; G; 5-9; #12;
 Monroe, Wis./Same
 Falkowski, George; '38-39; F; \$; #22;
 Flint/\$
 Fanning, Lawrence; '60; G; 6-0; #10;
 Gas City, Ind./Mississinewa
 Feick, Jamie; '93-94-95-96 CoC; F; 6-8;
 #30; Lexington, Ohio/Same




Paul Davis was a team captain in 2006.



ALL-TIME LETTERWINNERS

Feldreich, Sten; '78; C; 7-0; #43;
Bromma, Sweden/Same
Felt, Carl; '27-28-29C; C; \$; no #; Muskegon/\$
Ferguson, Brett A.; 2008-09-10-11; Mgr.;
Wheaton, Ill.
Ferguson, Christian S.; '61; G; 5-10;
#10; Lansing/Sexton
Ferguson, George H.; '56-57C; F; 6-3;
#30; Providence, R.I./North Providence
Ferrari, Albert R.; '53-54-55C; F; 6-3;
#22; New York/Brooklyn Tech
Ferrell, Fred I.; '75-76; Mgr.; Detroit/\$
Fessenden, Clarence W.; '21-22-23C; G;
\$; no #; Newaygo/\$
Finamore, Steve; 2000; Mgr.;
Brooklyn, N.Y.
Finn, John; '50; C; 6-4; #15; Escanaba/
Same
Flowers, Donald; '78; G; 6-2; #21;
Detroit/Hamtramck
Flores, David; 2001-02-03-04; Mgr.;
Los Angeles, Calif.
Forbes, Bryn; 2015-16; G; 6-3; #5;
East Lansing/Sexton
Ford, Patrick; '83-84; G/F; 6-5; #44;
Detroit/Cass Tech
Fordham, Barry; '84-85-86-87CoC; C;
6-8; #40; Buffalo, N.Y./Sweet Home
Fortino, M. Samuel; '45-46; F; 6-2; #6; Alma/
Same
Fossum, Robert; '81; G; 5-9; #15; Okemos/
Same
Foster, Walter J.; '19-20-21C-22; C; \$;
no #; East Lansing/\$
Fowler, Chris; 2019; Mgr.; Southfield



Terry Furlow was a letterwinner from 1973-76 and served as a team captain as a senior.

Frankel, Charles M.; '45; C; 6-3; #4;
Detroit/Northern
Franklin, Michael; '92-93-94-95; Mgr.;
Grand Rapids
Fredericks, Charles C.; '25-26; G/C; \$;
no #; Saginaw/\$
Frimodig, Lyman L.; '14-15-16C-17C/G;
\$; no #; Calumet/\$
Frizzo, Leo V.; '35; C; \$; #9; \$/\$
Furlow, Terry L.; '73-74-75-76C; F; 6-5;
#25; Flint/Northern
Furseth, Erik O.; '51-52-53C; F; 6-3; #5;
Cleveland Heights, Ohio/Same

G

Gale, Robert S.; '68-69-70; F; 6-5; #25;
Trout Creek/Same
Ganakas, Gary E.; '71-72-73; G; 5-5; #11;
East Lansing/Same
Garavaglia, Jon; '94-95-96-97; F; 6-9; #21;
Allen Park/Aquinas
Garlock, Ronald; '35-36-37; G/F; #16; \$/\$
Garrett, George A.; '18-19-20C; G; \$; no #;
Elmhurst, N.Y./\$
Gauna, Alex; 2012-13-14; F; 6-9; #2;
Eaton Rapids/Eaton Rapids
Gauthier, George E.; '11-12-13-14C; F; \$;
no #; Detroit/\$
Geahan, Robert R.; '47-48-49C; F; 6-1; #3;
Lansing/Sexton
Geistler, Gerald L.; '66-67-68; C; 6-9; #42;
Detroit/Redford
Gent, George E. (Pete); '62-63-64; C/F;
6-5; #30; Bangor/Same
George, Conner; 2017-18-19-20;
G; 6-3; #41; Okemos, Mich./Okemos
Gerard, Joseph E.; '40-41-42; F; \$; #16;
North Webster, Ind./\$
Gibbons, James M.; '68-69-70CoC; C; 6-7;
#41; Blissfield/Same
Gibson, Michael; 2006; Mgr.;
Cumberland, R.I.
Gilkey, Edward A.; '20-21-22; F; \$; no #;
Lansing/\$
Gilkie, Gerald; '79; F; 6-5; #43; Detroit/Kettering
Gill, William W.; '04; C; \$; no #; \$/\$
Girton, Derek; 2005-06-07; Mgr.; Sturgis
Glover, William J.; '73-74-75; G; 6-2; #12;
Pontiac/Central
Gleason, Bobby; 2001; Mgr.; Davison
Godfrey, Walter G.; '55-56C; G; 6-1; #23;
Detroit/Cass Tech
Goins, Kenny; 2016-17-18-19; F; 6-6; #25;
Troy/Warren Mott
Golis, William; '60; G; 6-0; #25;
Bolivar, Pa./Laurel Valley
Gonzalez, Robert; '79-80; F; 6-7; #35;
Detroit/Catholic Central
Gonzenbach, Max; '56-58; C; 6-8; #32/35;
Milbank, S.D./Same
Gore, Timothy; '81-82-83-84; G; 6-4; #10;
Erie, Pa./Cathedral Prep
Gorman, John E.; '66; G; 5-11; #11;
Chicago, Ill./Fenwick



Johnny Green led Michigan State in rebounding in three-straight seasons.

Goss, Robert W.; '11-12-13-14; G; \$; no #;
Fall River, Mass./\$
Gowens, Arthur L.; '59; F; 6-2; #35; Lansing/
Sexton
Graham, Ralph C.; '0-06; Mgr.; Owosso/\$
Grams, Milton H.; '28; Mgr.; \$/\$
Granack, John M.; '46-49; F; 5-11; #7;
Hammond, Ind./Same
Granger, A.J.; '97-98-99-00Tri-C; F; 6-9;
#43; Findlay, Ohio/Liberty-Benton
Gray, Jacob; 2000; Mgr.; Plymouth
Gray, Marquise; 2006-07-08-09; F; 6-8;
#41; Flint/Beecher
Green, Draymond; 2009-10QuaC-11CoC-
12CoC; F; 6-6; #23; Saginaw/Saginaw
Green, Harry A.; '43; Mgr.; Detroit/\$
Green, Johnny M.; '57-58-59C; C; 6-5;
#24 (ret.); Dayton, Ohio/Dunbar
Green, Justin; 2018-19-20; Mgr.; Belleville
Griffin, Joseph P.; 2007-08; Mgr.; Romeo
Grove, Donald B.; '28-29-30; F; \$ no #; \$/\$
Grove, Roger R.; '29-30-31CoC; G/F; \$;
no #; Sturgis/\$
Guess, Lorenzo; '98; G; 6-3; #5; Wayne/
Memorial
Gutkowski, Ronald J.; '70-71-72CoC; F;
6-6; #24; Detroit/Catholic Central

H

Hackett, Paul; '25-26C; F; \$; no #;
Saginaw/\$
Haftencamp, Joseph P.; '02-03-04; F; \$;
no #; Grand Rapids/\$
Haga, Arthur J.; '29-30-31CoC; G; \$; no #;
Muskegon/\$
Hairston, Lindsay; '73-74-75C; C; 6-7; #45;
Detroit/Kettering
Haley, Ron; '91-92; F; 6-6; #45; Saginaw/
Nouvel

ALL-TIME LETTERWINNERS

Hall, C.C.; '26; Mgr.; \$/S
 Hall, Jesse; '88-89-90; G; 6-3; #23; Venice, Ill./ Same
 Hall, Malik; 2020-21-22CoC-23; F; 6-8; #25;
 Aurora, Ill./Sunrise Christian Academy (Kan.)
 Hall, Richard D.; '61; F/C; 6-4; #32;
 Manitowac, Wis./Lincoln
 Hamer, Eli; '20-21; Mgr.;
 West Bloomfield
 Hamilton, Geoffrey; '61-62-63; Mgr.;
 Three Rivers
 Hammes, John H.; '18-20; G; #; no #;
 Newberry/\$
 Harbo, Anthony G.; 2005-06; G; 6-2; #22;
 Flint/Powers Catholic
 Hannish, Claude C.; '06-07-08-09-10C-11;
 G; \$; no #; Grand Rapids/\$
 Hannon, Jacob; 2007; F; 6-5; #43; Cody,
 Wyo./Cody
 Harris, Eron; 2016-17CoC; G; 6-3; #14;
 Indianapolis, Ind./Lawrence North
 Harris, Gary; 2013-14; G; 6-4; #14;
 Fishers, Ind./Hamilton Southeastern
 Harris, James; '55; F; 6-3; #25; Fort Wayne,
 Ind./Harlan
 Hart, David; '93-94-95-96; G; 6-4; #4;
 Battle Creek/Central
 Hartman, L. Deneal; '52-53-54; F; 6-4;
 #13/19; Fort Wayne, Ind./South
 Harvey, Andrew J.; 2005; F; 6-5; #43;
 Escanaba/Same
 Hashu, Nickolas; '42-43-44-45; G; 6-0; #9;
 Hammond, Ind./Same
 Haun, Harold E.; '30; C; #; no #; \$/S
 Hauser, Joey; 2021-22-23; F; 6-9; #20/10;
 Stevens Point, Wis./Stevens Point
 Headen, John W.; '68; Mgr; Detroit/\$
 Heasley, Lloyd E.; '20-21-22C; F; \$;
 no #; Zealand/\$
 Hedden, Larry D.; '56-57-58; F; 6-5; #33;
 Gas City, Ind./Mississinewa
 Hendon, Nicholas W.; 2006-07-08-09;
 Mgr.; Newaygo
 Henk, Andrew; 2013-14; Mgr.; Utica
 Henry, Aaron; 2019-20-21TriC; F; 6-6;
 #11/0; Indianapolis, Ind./Ben Davis
 Henry, Charles A.; '38-39; G; \$; #16;
 Huntington, Ind./\$
 Herrick, Robert C.; '33-34-35C; F/G; \$; #4; \$/S
 Herzog, Tom; 2008-09-10; C; 7-0; #40; Flint/Powers
 Hess, Leon; '48; G; 6-3; #16; Auburn, Ind./
 Same
 Hetzel, Stephen P.; 2004-05; Mgr.; Allen Park
 Hickman, Parish; '89-90-91; F; 6-7; #42;
 Detroit/Bishop Borgess
 Higbie, Charles C.; '18-20-21; C/F; \$; no #;
 Napoleon/\$
 Hill, Christopher; 2002-03-04-05QuaC; G;
 6-3; #5; Indianapolis, Ind./
 Lawrence North
 Hindman, O. Max; '39-40-41; C/F; \$; #8; Gary, Ind./\$
 Hinkin, Paul E.; '54; F; 6-4; #13;
 Saginaw/Arthur Hill
 Hoff, Guy F.; '11; F; \$; no #; Buffalo, N.Y./\$
 Hoffman, Lee S.; '50; Mgr.; East Lansing/\$
 Hofkamp, Matt; '91; C; 6-10; #44; Ionia/Same
 Hogberg, Jake E.; 2006; Mgr.;
 Iron Mountain

Hoggard, A.J.; 2021-22-23; G; 6-4; #11;
 Coatesville, Pa./Huntington Prep (W.Va.)
 Hoiberg, Jack; 2018-19-20-21;
 G; 6-0; 175; #10; Burr Ridge, Ill./
 Hinsdale Central
 Holcomb, Monte S.; '31; F; \$; no #; \$/S
 Hollis, Mark; '82-83-84-85; Mgr.; Port Huron/\$
 Holloman, Tre; 2023; G; 6-2; #5;
 Minneapolis, Minn./Cretin-Derham
 Holmberg, Nicholas; 2005-06-07-08; Mgr.;
 Grand Ledge
 Holmes, Jalen; 2015-16-17; Mgr.;
 St. Joseph
 Holmes, Richard; '64-65-66; F; 6-4; #33;
 Willard, Ohio/Same
 Holms, D. John; '67-68-69; F; 6-4; #24;
 Lansing/Sexton
 Hood, Charles; '15-16; F; #; no #; Buffalo, N.Y./\$
 Hood, Oliver Z.; '26-27; F; \$; no #; Ionia/\$
 Huck, Christopher D.; '72-73; Mgr.; Monroe/\$
 Huffman, Jaimie; '79; G; 6-3; #24; Lansing/
 Everett
 Hultman, Vivian; '23; G; \$; no #;
 Grand Rapids/\$
 Hurley, T.J.; 2010-11-12-13; Mgr.; Redford
 Hutson, Andre; '98-99-00-01; F; 6-8; #34;
 Trotwood, Ohio/Trotwood-Madison
 Hutt, Martin C.; '38-39-40C; F/C; \$; #10;
 Schenectady, N.Y./\$

I

Ianni, Anthony; 2012; C; 6-9; #44;
 East Lansing, Mich./Okemos
 Ibok, Idongesit W.; 2006-07-08-09; C; 6-11;
 #00; Lagos, Nigeria/Montverde Acad. (Fla.)
 Immink, Greg; 2013; Mgr.; Hudsonville
 Ishbia, Mat; 2000-01-02; G; 5-10; #15;
 Birmingham/Seaholm
 Izzo, Mario F.; '86-87-88; C; 6-11; #55;
 Park Ridge, N.J./St. Joseph Regional
 Izzo, Paul; 2005-06-07-08; Mgr.; Iron Mountain
 Izzo, Steven; 2020-21-22-23; G; 5-8; #13
 East Lansing, Mich./Lansing Catholic


J

Jackson Jr., Jaren; 2018; F; 6-11; #2;
 Carmel, Ind./La Lumiere
 James, Kurt M.; '80-82CoC; F; 6-7; #30;
 Pontiac/Northern
 Jennings, Brandon P.; 2003-04-05-06;
 Mgr.; Detroit
 Johnson, Darryl D.; '84-85-86-87CoC; G;
 6-2; #13; Flint/Central
 Johnson, Derek; '92; Mgr.; \$
 Johnson, Earvin; '78-79CoC; G/F; 6-8;
 #33 (ret.); Lansing/Everett
 Johnson, George; '83-84-85-86-87;
 Mgr.; Saginaw/\$
 Johnson III, George; '19-20-21-22; Mgr.;
 West Bloomfield/Walled Lake
 Johnson, Ken F.; '84-85; F; 6-8; #00;
 La Jolla, Calif./LaJolla

Johnson, Louis, Jr.; '92-93-94-95; Mgr.;
 Muskegon Heights
 Johnson, Rashi J.; 2003-04; G; 6-2; #11;
 Chicago, Ill./King
 Johnson, Robert B.; '53; F; 6-1; #6;
 Muskegon Heights/Same
 Johnson, Roscoe; 2014-15-16-17; Mgr.;
 Wiesbaden, Germany
 Johnson, Vernon L.; '67-68; G; 5-11;
 #23; Saginaw/Same
 Johnston, Rae J.; '50; Mgr.;
 River Rouge/\$
 Jones, Dudley P.; '41-42-46; G/F;
 6-1; #5; Hammond, Ind./Whiting
 Jordan, Richard D.; '67; G; 5-7; #14;
 Fennville/Same
 Joseph, Maurice M.; 2006-07; G; 6-4;
 #23; Montreal, Quebec/
 Champlain-St. Lambert
 Joyce, Donn; '49; G; 6-0; #19; Greenfield,
 Ind./Same

K

Kacmarcik, Drew; 2015-16-17-18; Mgr.;
 Mequon, Wis.
 Kaminski, Kenny; 2014; F; 6-8; #30;
 Medina, Ohio/Medina
 Kathrein, John A.; '52; Mgr.;
 Chicago, Ill./\$
 Kaye, Richard P.; '79-80-81; F; 6-6; #42;
 Livonia/Detroit Catholic Central
 Kearney, Brandon; 2012; G; 6-3; #3;
 Detroit, Mich./Southeastern
 Keast, Roger; '32; F/G; \$; no #; \$/S
 Keblar, Michael H.; 2008-09-10-11; G;
 6-3; #20; Okemos/Same
 Keeler, David J.; '67; F; 6-6; #44;
 Moline, Ill./\$
 Keir, Gerald J.; '64; Mgr.; Snyder, N.Y./\$



Greg Kelser was the leading scorer and rebounder on MSU's 1979 NCAA Championship team.



ALL-TIME LETTERWINNERS

Keller, Brennan; 2007-08; Mgr.;
Glenview, Ill.

Kelley, Thomas; '95-96-97-99QuaC; G;
6-2; #3; Grand Rapids/Union

Kelser, Gregory; '76-77-78CoC-79CoC;
F; 6-7; #32 (ret.); Detroit/Henry Ford

Kemler, John; '66; Mgr.; Rochester/\$

Kemp, Edward K.; '35; Mgr.; \$/\$

Kern, Sidney A.; '45; Mgr.; Detroit/\$

Kidman, James; '24; G; \$; no #;

Clyde, Ohio/\$

Kilbride, Duane R.; '61; F/G; 6-2; #21;

Kankakee, Ill./St. Patrick Central

Kilgore, William; '71-72-73C; C; 6-7;

#22; River Rouge/Same

Kircher, Alton; '32-33C; \$; no #;

Gladstone/\$

Kirkpatrick, Steven; '70; G; 6-2; #32;

Lafayette, Ind./Jefferson

Kithier, Thomas; 2019-20-21; F; 6-8;

#15; Clarkston, Mich./Clarkson

Kitto, Clyde A.; '24; C; \$; no #;

Gladstone/\$

Klein, Jason; '96-97-98-99QuaC; G; 6-7;

#11/44; Grosse Ile/Same

Kohler, Jaxon; 2023; F; 6-9; #0;

American Fork, Utah/

Southern California Academy

Kohut, Andrew H.; 2004-05; Mgr.;

Griffith, Ind.

Kowalk, Clayton J.; '43; G/F; 5-11; #25;

Eaton Rapids/Same

Kraft, Howard; '36-37-38C; F/G; #18;

Niles/\$

Krakora, Joseph G.; '45; G; 6-1; #12;

Berwyn, Ill./Morton

Krall, William R.; '45-46; C; 6-8; #22;

Detroit/Redford

Krehl, Edward C.; '05-06C-07C-08; \$; \$;

no #; Buffalo, N.Y./\$

Kruse, Alexander; 2010-11-12-13; Mgr.;

Grand Blanc, Mich.

Kruse, Christopher; 2010-11-12-13;

Mgr.; Grand Blanc, Mich.

Kucab, Jeff; '96-97-98-99; Mgr.;

Grosse Ile

Kupper, James N.; '64-65-66; G; 6-0;

#23; Louisville, Ky./St. Xavier

Kurtz, Lawrence; '18-19C-20; G; \$;

no #; Flint/\$

L

Lafayette, Lee; '67-68-69C; F/C; 6-6;

#35; Grand Rapids/South

Lalley, Patrick; '98-99-00-01; Mgr.;

Holland

Lamers, John (Jack); '61-62-63C; G/F;

6-2; #15; Kimberly, Wis./Same

Langford, Joshua; 2017-18-19 TriC-21TriC;

G; 6-5; #1; Huntsville, Ala./


Madison Academy

Laporte, Geoff; 2010-11-12-13; Mgr.;

Beverly Hills, Mich.

Larson, Edward L.; '34; Mgr.;

Montague/\$



Mike Longaker lettered from 1978-80 and was part of the 1979 National Champion-ship team.

Levin, Harvey A.; '65; Mgr.;

Kankakee, Ill./\$

Lewis, Tyrone; '72; F/G; #34; Ferndale/

Same

Lick, Thomas W.; '67-68-69; C; 6-10;

#34; Gaylord/Same

Lieberman, Albert G.; '49; Mgr.;

Owosso/\$

Lieberman, James K.; '72; Mgr; Owosso/

Same

Linhardt, Ryan C.; 2007-08-09; Mgr.;

Brighton

Lloyd, Dan; 2022-23, Mgr., Media, Pa.

Lloyd, Gregory L.; '79; 6-1; G; #10;

Lansing/Eastern

Longaker, Michael; '78-79-80; G; 6-1;

#23; Warren/Same

Lorbek, Erazem; 2003; F; 6-10; #41;

Ljubljana, Slovenia

Loyer, Foster; 2019-20-21TriC; G; 6-0; #3;

Clarkston, Mich./Clarkston

Lucas, Kalin; 2008-09CoC-10QuaC-11CoC; G;

6-0; #1; Sterling Heights/Orchard Lake St. Mary's

Lucious, Korie; 2009-10-11; G; 5-11; #34;

Milwaukee, Wis./Pius XI

Lumsden, David H.; '47; C; 6-5 #5;

Lexington, N.C./Same

Lux, Harry; '56-57; G; 5-10; #11; Chicago,

Ill./Leo

M

MacDaugal, Everett R.; '40; Mgr.; Detroit/\$

MacDonald, Timothy; '85-86-87-88-89;

Mgr; Scio, N.Y.

MacMasters, Hugh D.; '52; C; 6-6; #15;

Hazel Park/Same

Mahaney, Robert C.; '51; Mgr.; Owosso/\$

Maisner, Michael; '80-81-82; Mgr.; Marshall/\$

Manns, Kirk; '87-88-89-90; G; 6-1; #10;

North Judson, Ind./Same

Marble II, Julius; '20-21-22; F; 6-9; #34;

Dallas, Texas/Dallas Jesuit

Martin, John E.; '33; Mgr.; \$/\$

Marx, Harry B.; '25; G; \$; no #; Monroe/\$

Mason, Ellwood W.; '25; C; \$; no #; Burton/\$

Mathieson, Roderick; '12; F; \$; no #; Detroit/\$

Matson, Edward I.; '21-22; G; \$; no #; Dollar Bay/\$

Mattera, James; 2002; Mgr.; Frankfort, Ill.

Matthews, Wallace B.; '25; Mgr.; \$/\$

May, Floyd E.; '43; F; 6-0; #11;

Schenectady, N.Y./Mt. Pleasant

May, Ian; 2014-15-16-17-18; Mgr; Rockford

Mayfield, Dennis; 2022-23; Mgr.; Warren

Mazza, Matthew A.; '46-47; C; 6-2; #29;

Niagara Falls, N.Y./Trott

McAuliffe, Thomas W.; '51; G; 6-0; #7;

Chicago, Ill./Leo

McCardell, Dylan; '20-21-22; Mgr.;

Grand Rapids

McCall, Andrew; 2022-23; Mgr.; Grand Rapids

McCall, Matt; 2015-16-17-18; Mgr.;

Grand Rapids

McCall, Tom; '84-85-86-87; Mgr; Detroit/\$

McCardell, Dylan; '20-21-22-23; Mgr.;

Traverse City

McCaslin, Garold; '31-32-33C; C/F; \$;

#16; \$/\$

McClaughy, Matt; 2016-17-18; Mgr;

Clarkson

McClelland, Albert L.; '15-16-17C; G; \$;

no #; Holland/\$

McCoy, Julius; '54-55-56; F; 6-2; #18/15;

Farrell, Pa./Same

McGill, Thomas; '73-74-75; F; 6-4; #41;

Flint/Northern

McGillicuddy, Robert; '28; G; \$; no #;

Lansing/\$

McGlothlin, Marqus L.; 2009-10; Mgr.;

Milwaukee

McKenna, Parnell G.; '06-07-08-09C-10; \$;

\$; no #; \$/\$

McMillan, Roy A.; '23-25; F; \$; no #; \$/\$

McNally, Ben; 2011-12-13-14; Mgr.; Almont

McQuaid, Matt; 2016-17-18-19 TriC;

G; 6-5; #20; Duncanville, Texas/Same

Means, Clarence T. (Sonny); '50-51-52C;

G; 5-11; #3; Saginaw/Same

Medley, Kyle; 2004-05-07; Mgr.;

Maineville, Ohio

Mekules, Frank A.; '41; C; \$; #22; Detroit/\$

Merz, Elmer H.; '08-09; \$; \$; no #; Detroit/\$

Miller, Wilson F.; '03-04; Mgr.;

Ray Center/\$

Miller, Anthony; '92-93-94; F; 6-9; #34;

Benton Harbor/Same

Miller, Carl F.; '16; G; \$; no #; Saginaw/\$

Miller, Costa N.; '61; Mgr.; \$/\$

Miller, Hiram H.; '13-14; F; \$; no #;

Tonawanda, N.Y./\$

Miller, Ken; '98; C; 6-10; #54;

St. Clair Shores/Lakeshore

Miller, Oscar; '14-15C; G; \$; no #;

Saginaw/\$

Miller, Patrick F.; '70-71-72CoC; F/G; 6-2;

#35; Menominee/Same

Miller, Robert E.; '65-66; F; 6-5; #35;

Fort Wayne, Ind./Elmhurst

ALL-TIME LETTERWINNERS

Miller, W. Blake; '13-15; F; \$; no #;
Tonawanda, N.Y./\$
Mills, Herbert; '07-08-09; \$; \$; no #; Adrian/\$
Milton, Cedric L.; '73-74-75-76; C; 6-9;
#24; Denver, Colo./Manual
Montgomery, Mark; '89-90-91-92 CoC; G;
6-2; #11; Inkster/Southgate Aquinas
Moore, John L.; '50; C; 6-7; #15; Ionia/
Same
Morgan, J. Raymar; 2007-08-09-10QuaC;
F; 6-7; #2; Canton, Ohio/McKinley
Morris, Robert; '39-40-41; F; \$; #12;
Grand Rapids/\$
Morrison, Randy; '81; G; 6-2; #23;
Olivet/Same
Mudd, Richard D.; '82-83-84-85CoC; C;
6-9; #24; Washington, DC/McKinley Tech
Mull, Anthony; '96-97; G; #10; 6-4;
Flint/Southwestern
Mueller, David P.; '86-88-89-90; C; 6-9;
#34; Racine, Wis./St. Catherine's
Munson, Justin T.; 2007-08-09-10; Mgr.; Elsie
Murray, Byron; '17-18C; F; \$; no #;
Marquette/\$
Muth, Charles K.; '33; G; \$; #3; \$/\$

N

Nadeau, Ryan; 2014-15-16; Mgr; Northville
Nagel, Robert; '50; G; 6-2; #16;
Lansing/Eastern
Naim Jr., Louraws; 2015-16TriC-17CoC-
18CoC; G; 5-10; #11; Nassau Bahamas/
Sunrise Christian Academy (Kan.)
Nash, Ricky; '76; F; 6-4; #34; Saginaw/Same
Naymick, Drew M.; 2004-05-07-08; C;
6-10; #34; Muskegon/North Muskegon
Neaves, Mitchell; '96-97, Mgr.,
Virgin Islands
Neitzel, Drew A.; 2005-06-07CoC-08CoC;
G; 6-0; #11/12; Grand Rapids/
Wyoming Park
Newman, Harold C.; '24; Mgr; East Lansing/\$
Nichols, T.J.; 2014-15-16-17; Mgr;
Grand Blanc
Nicodemus, Steve; '93-94-95-96; G; 6-4;
#22; S. Whitley, Ind./Whitko
Nix, Derrick; 2010-11-12-13TriC; C; 6-9;
#50/25; Detroit/Pershing
Ngo, Donald H.; 2002-03-04; Mgr.; Holt
Noack, William; '64; C; 6-8; #35; Lansing/Eastern
Novak, Andrew; 2014-15-16; Mgr; Belleville
Novak, Brian; 2016-17-18-19; Mgr;
Belleville
Nuttall, Matt; '23-24-25C; F; \$; no #; Negaunee/\$

O

Ockerman, Justin P.; 2004; F; 6-9; #54;
Garden City/Same
O'Leary, Robert J.; '45; F; 6-0; #10;
Portsmouth, N.H./ Same
Olson, Duane; '57; F/C; 6-5; #21; Detroit/
Cass Tech



Mike Peplowski was a co-captain as a senior in 1993.

Olson, Lance E.; '58-59-60C; F; 6-4; #30;
Green Bay, Wis./West
O'Neil, Kieran; 2023; Mgr;
Newtown, Pa./Pennsburg
Osterink, Leonard; '37; F; \$; #21;
Grand Rapids/\$
Ott, Jordan; 2007-08; Mgr.; McConnellsburg, Pa.
Owens, David; 2017-18-19; Mgr.; Owosso

P

Pacynski, Stan L.; '22; F; \$; no #; Bay City/\$
Palazzolo, Brian; 2014-15; Mgr; Rochester
Palazzolo, Matt; 2017-18-19-20; Mgr; Rochester
Palm, Wayne V.; '19-20-21; F; \$; no #; East
Lansing/\$
Pantovic, Pav; 2022-23; Mgr.; Chicago, Ill.
Papadakos, George; '87-88TriC; C; 7-0;
#41; Don Mills, Ont./St. Michael's
Patchett, Wendall T.; '32-33-34C; F; \$; #9;
East Lansing/\$
Pattison, Benjamin P.; '11; G; \$; no #;
Caro/\$
Paulson, Donald H.; '49; Mgr.; \$/\$
Pauga, Brian; 2004-05-06-07; Mgr.;
Hinsdale, Ill.
Pauga, Kevin; 2001-02-03-04; Mgr.;
Hinsdale, Ill.
Payne, Adreian; 2011-12-13-14; F; 6-10;
#5; Dayton, Ohio/Jefferson Township
Payton, Darwin R.; '77-78-79; Mgr.;
River Rouge/Same
Pedro, Gregory; '84-85; G; 6-4; #21;
Staten Island, N.Y./St. Peter's
Penick, Andy; '91-95; G; 6-2; #12;
Louisville, Ky./Pleasure Ridge Park
Peplowski, Mike; '90-91-92-93CoC; C;
6-10; #54; Detroit/Warren De LaSalle
Peppard, David; '17; C; \$; no #; East
Lansing/\$

Peppler, Albert P.; '43-46-47; G; 5-11;
#10;
Emmitsburg, Md./Shorewood (Milwau-
kee)
Perez, Evaristo; '82; F/C; 6-8; #43;
Birmingham/Orchard Lake St. Mary's
Perry, Derek J.; '80-81-82-83CoC; F;
6-6; #41; River Rouge/Same
Petela, Stanley F.; '48; G; 6-1; #10;
Branford, Conn./Same
Peterson, Duane K.; '54-55-56; C;
6-7; #34; Elkhart, Ind./Same
Peterson, John H.; '42; Mgr.;
Grayling/\$
Peterson, Melvin E.; '40-41-42; G; \$;
#9; Muskegon/\$
Peterson, Mike; 2022; G; 6-7; #20;
Rockford/Rockford
Peterson, Morris; '97-98-99-00TriC-
F; 6-6; #42; Flint/Northwestern
Peterson, Zach; 2012-13; Mgr.,
Oak Park, Ill.
Petroski, Carl F.; '41-42-43; C; 6-0;
#5; Schenectady, N.Y./Mt. Pleasant
Pfeffer, Gregg; '83-84-85; Mgr.;
Pontiac/\$
Pfeffer, Steven R.; '80-81-82; Mgr.;
Pontiac/\$
Phillips, Jordan; '18-19-20-21; Mgr.,
Washington, D.C.
Phillips, Nate; '77-78; G; 6-4; #22;
Omaha, Neb./North
Phillips, Robert H.; '39-40-41C; F/G; \$;
#6; Gary, Ind./\$
Pinneo, Dee W.; '31-32C; F; \$; no #;
Grand Rapids/\$
Pires, Michael; 2014-15; Mgr;
Fort Lauderdale, Fla.
Pjesky, Daniel D.; '43-46; G; 5-11;
#3/11; Benton Harbor/Same
Polec, Larry; '83-84-85-86CoC; F;
6-8; #35; Sterling Heights/Same
Polonowski, Steve; '94-95-96-97CoC;
F; 6-9; #35; Rockford/Same
Prylow, Mark; '94-95; G; 6-3; #20;
Rochester/DeLaSalle
Pruder, David; 2023; Mgr;
East Lansing/Lansing Catholic

Q

Qasawa, Anthony; 2017; Mgr.,
Farmington Hills
Qualman, Erik; '91-92-93; Mgr.; '94;
6-6; F; #42; Rochester Hills/Same
Quiggle, Jack E.; '56-57-58; F/G; 6-3;
#21; South Bend, Ind./Central

R

Radelet, Kevin C.; '81; G; 5-11; #45;
East Lansing/Same
Ralston, Merle C.; '24; F; \$; no #;
Coldwater/\$



ALL-TIME LETTERWINNERS

Rand, Thomas A.; '58-59; G; 6-2; #20; Green Bay, Wis./East
 Randolph, Zach; 2001; C; 6-9; #50; Marion, Ind./Marion
 Rapchak, William M.; '45-48-49-50; F; 6-1; #614; Whiting, Ind./Same
 Raymond, James A.; '55; G; 5-11; #14; Lansing/Same
 Reading, Shannon; '66-67; G; 6-0; #31/22; Bowling Green, Mo./Same
 Reading, Willard L.; '48; Mgr.; Rochester/\$
 Reck, Dan J.; '34-35-36C; F/G; #4; Lansing/\$
 Redfield, Ken; '87-88-89-90; F; 6-7; #20; Chicago, Ill./Weber
 Reese, Kevin; '88-89-90-91; Mgr.; Sterling Heights/\$
 Respert, Mike; '95-96; G; 5-11; #15; Detroit/Bishop Borgess
 Respert, Shawn; '92-93-94CoC; 95CoC; G; 6-3; #24 (ret.); Detroit/
 Bishop Borgess
 Reynolds, Bruce W.; '54; Mgr.; Lake City/\$
 Rhodes, Eugene N.; '53; G; 5-11; #10; Monroeville, Ind./Same
 Richards, Roland; '24-25; G; #; no #; Lansing/\$
 Richardson, Jason; 2000-01; G/F; #23; Saginaw/Arthur Hill
 Ricker, Fred G.; '15-16; F; #; no #; Saginaw/\$
 Ridley, Michael E.; '72; F; 6-4; #44; Walled Lake/Central
 Riewald, Daniel B.; '76-77-78; G; 6-5; #41; Bloomfield Hills/Lahser
 Riley, Owen; '19-20-21-22; Mgr.; Portland, Ore.
 Rigby, Cyril P.; '16; G; #; no #; Lisbon, Ohio/\$




Mike Robinson, an All-American as a senior in 1974, ranks among the all-time leading scorers at MSU.

Riorden, Edward D.; '33; G; #; #6; \$/Rison, Andre; '88; G; 6-1; #22; Flint/Northwestern
 Ritz, Alfred H.; '36; G; #; #17; \$/Rivers, Lovelle; '74-75-76; F/C; 6-5; #22; Detroit/Mackenzie
 Robbins, Robert D.; '47-48-49-50C; G; 6-3; #9; Belflower, Calif./Same
 Roberts, Robin B.; '45-46-47C; F; 6-0; #17; Springfield, Ill./Lanphier
 Robinson, R. G.; '20; G; no #; Manistee/\$
 Robinson, Hugh; '23-25; C; #; no #; Detroit/\$
 Robinson, Michael A.; '72-73-74C; G; 5-11; #31; Detroit/Northeastern
 Roe, Delvon; 2009-10-11; F; 6-8; #10; Euclid, Ohio/St. Edward
 Rogers, Spencer W.; '35; F; #; #4; \$/Rolen, Edward C.; '35-36-37; F; #; #6; Buchanan/Same
 Rood, Joseph; 2003-04-05-06; Mgr.; Winfield, Ill.
 Rowley, Delco R.; 2004-05-06QuaC; F; 6-8; #50; Indianapolis, Ind./Arlington
 Rouse, Milo M.; '34-35C; G; #; #7; Boyne City/\$
 Roy, Greg; 2017; G; 6-3; #40; Fort Worth, Texas/North Crowley
 Russo, Leroy G.; '28-29; G; #; no #; \$/Rymal, Steven A.; '66-67-68; G; 6-1; #15; Adrian/Same

S

Sabo, Ronald J.; '61; F/C; 6-6; #23; Youngstown, Ohio/Chaney
 Saccoccia, Anthony; 2009-10; Mgr., Steubenville, Ohio
 Sackrider, Thomas; '55-56; Mgr.; East Lansing/\$
 Saltzman, Rael J.; '74; Mgr.; Franklin/\$
 Sanders, Lonnie; '62; F; 6-2; #35; Detroit/Pershing
 Sanders, Marcus L.; '63-64-65C; F/G; #31; Detroit/Pershing
 Sanders, Nick; 2023; G; 5-10; #20; Franklin/Detroit Country Day
 Sarkine, James; '86-87-88-89; C; 6-9; #30; Indianapolis, Ind./Ben Davis
 Saunders, Blake; 2012-13; Mgr., Hinsdale, Ill.
 Schaffer, John E.; '03-04-05; F; #; no #; New York, N.Y./\$
 Schau, Henry; '28; G; #; no #; Schererville, Ind./\$
 Scheer, Will; 2023; Mgr.; Morristown, N.J./Morristown
 Schemmel, Jacob; 2014-15; Mgr; Rockford
 Schilling, Gavin; 2014-15-16-18; F; 6-9; #34; Chicago, Ill./Findlay Prep (Henderson, Nev.)
 Schlatter, G. James; '52-53-54; G; 5-11; #11; Fort Wayne, Ind./North
 Scholtz, Harold C.; '35-36-37; F; #; #19; \$/Schrage, William; 2009-10-11; Mgr., Grosse Pointe West



Ralph Simpson averaged 29.0 points per game, the second-best single season average, in 1969-70.

Schuitema, Reed R.; 2006-07-08-09; Mgr.; Muskegon
 Schwarm, Arthur V.; '60-61-62C; G; 6-1; #24; Evanston, Ill./Same
 Schwarz, William R.; '62-63-64; G; 6-3; #14; Columbia City, Ind./Same
 Scott, David A.; '57-60; G; 6-2; #12/13; Detroit/Coolley
 Scott, Edward; '29-30-31CoC; G; #; no #; \$/Seifert, Drew; '19-20-21; Mgr., Rochester Hills
 Sekal, Scott; '86-87-88-89; F; 6-8; #44; Houston, Texas/Alief Hastings
 Setas, Benjamin; 2009-10-11; Mgr., East Lansing
 Shackleton, R. Joseph; '73-74; F; 6-2; #34; Okemos/Same
 Sheathelm, Russell W.; '30; F; #; no #; \$/Sheffield, Arthur; '16-17; G/F; #; no #; Harrison/\$
 Sheldon, Sean; 2018; Mgr.; Traverse City
 Shereda, James E.; '71-73; C; 6-8; #43; Freesoil/Same
 Sherman, Garrick; 2010-11; C; 6-10; #41; Kenton, Ohio/Kenton
 Shick, John C.; '65; G; 6-1; #10; Okemos/Same
 Shidler, Frank J.; '38-39; C/F; #; #21; \$/Simmmons, Matt; '96-97-98; Mgr.; Grand Rapids
 Simpson, Ralph; '70; G; 6-5; #15; Detroit/Pershing
 Sissoko, Mady; '21-22-23; C; 6-9; #22; Bafoulabe, Mali, West Africa/Wasatch Academy (Utah)
 Skiles, Scott; '83-84-85-86CoC; G; 6-1; #25/4 (ret.); Plymouth, Ind./Same
 Smith, Allen; '72-73; F; 6-5; #44/41; Chicago, Ill./Lindblom

ALL-TIME LETTERWINNERS

Smith, Antonio; '96-97CoC-98CoC-99
QuaC; F; 6-8; #13; Flint/Northern
Smith, Brandon; '99-00-01; G; 5-10;
#10; Rochester, N.Y./
Pittsford Sutherland
Smith, Daniel R.; '50; F; 6-0; #12;
Gary, Ind./Horace Mann
Smith, Davis; '21-22-23; G; 6-1; #13;
Atlanta, Ga./Westminster
Smith, Joseph F.; '35-36; G; #12; \$\$\$
Smith, Kevin R.; '80-81-82 CoC; G; 6-2;
#5; Birmingham/Brother Rice
Smith, Louis J.; '26-27; F; #; no #;
Muskegon/\$
Smith, Robby O.; 2008-09-10; Mgr.;
Saginaw
Smith, Steve; '88-89-90CoC-91CoC; G;
6-7; #21 (ret.); Detroit/Pershing
Snider, Irving J.; '18-19; F; #; no #;
Elkton/\$
Snodgrass, James A.; '49-50-51C; G;
6-1; #11; Pierceton, Ind./Same
Snow, Eric; '92-93-94-95CoC; G; 6-3;
#13; Canton, Ohio/McKinley
Sparvero, Robert P.; '62; F; 6-2; #20;
Pittsburgh, Pa./Baldwin
Spaulding, Don D.; '69; Mgr.;
Benton Harbor/\$
Spencer, Norman M.; '10-12-13; G; \$;
no #; Saginaw/\$
Spiller, Eric; '86-88-89-90; Mgr;
Southfield/Same
Squires, Justin; 2001-02-03-04; Mgr.;
Scottville
Stackhouse, Keith L.; '52-53-54C; G;
6-1; #14; Plymouth, Ind./Bourbon
Stauffer, Gordon C.; '50-51-52; G; 6-0;
#18; Fort Wayne, Ind./South
Steffee, Donald K.; '45-46; \$; #; \$/\$
Steffen, Raymond B.; '49-50-51; C; 6-4;
#14; Flint/Central



Matt Steigenga lettered from 1988-92 and was a co-captain in 1992.

Steigenga, Matt; '89-90-91-92 CoC; F;
6-7; #35; Grand Rapids/
South Christian
Stelmazek, Mike; '89-90-91-92; Mgr.; Canton
Stepler, Harrison; '68-69; G; 6-3; #31;
St. Louis, Mo./McKinley
Stephens, Dwayne; '90-91-92-93CoC; F;
6-7; #31; Ferndale/Same
Stephens, Keith; 2001-02-03-04-05-06;
Mgr.; Detroit
Stevens, Robert L.; '48-49; F; 5-11; #8;
Sidney, Ind./Same
Stoll, Paul; '76; F/G; 6-2; #21; Bath/Same
Stone, Fred A., Jr.; '42-43-47; C; 6-6; #4;
Chicago, Ill./Hirsch
Stouffer, James P.; '58-59; G; 6-0; #14;
Pierceton, Ind./Same
Strong, Lawrence F.; '58; Mgr.;
Houston, Tex.
Stupak, Ken; 2000; Mgr.; Menominee
Summers, Durrell L.; 2008-09-10-11; G;
6-4; #15; Detroit/Redford Covenant
Sutherland, Donald M.; '53; Mgr.;
Plymouth
Suton, Goran; 2006-07-08-09; C; 6-10;
#14; Lansing/Everett
Swanson, Hugo; '22; G; \$; no #;
Ishpeming/\$
Sweda, Jon-Paul; '94-95-96-97; Mgr; Detroit
Sweeney, Joe; 2012; G; 6-0; #34;
Toms River, N.J./Toms River North

T

Taylor, Marcus; 2001-02TriC; G; 6-3; #1;
Lansing/Waverly
Taylor, Neal C.; '37; Mgr.; Albion/\$
Thedos, Dean J.; '77-78; Mgr.;
Chicago, Ill./\$
Thierry, Aaron; '97-98; Mgr.; Lake Orion
Thomann, Frederick J.; '62-63-64; C; 6-9;
#34; Taylor/Taylor Center
Thomas, David; '97-98-00-01; G; 6-7; #11;
Brampton, Ont./Notre Dame
Thomas, Jalin; 2014-15-16-17; Mgr;
Grand Ledge
Thornton, Austin; 2009-10-11-12CoC; G;
6-5; #13; Sand Lake/Cedar Springs
Thornton, Michael; 2005; Mgr.; Shelby
Tibaldi, Bryan J.; 2007-08Mgr.-09Mgr.;
G; 6-1; #10; Traverse City/West
Tillman, Xavier; 2018-19-20CoC;
F; 6-8; #23;
Grand Rapids, Mich./GR Christian
Torbert, Kelvin D.; 2002-03-04TriC-05
QuaC; G; 6-4; #23; Flint/Northern
Totten, Edward C.; '28-29; C; \$; no #;
Detroit/\$
Tower, Benjamin G.; '81-82-83-84CoC; F;
6-8; #20; Saranac/Same
Tower, Ray R.; '02-03; \$; \$; no #; Belding/\$



Marcus Taylor was a tri-captain in 2001-02.

Towner, John H.; '48; Mgr.; Lansing/\$
Trannon, Matthew H.; 2004-05-06; F; 6-6;
Flint/Northern
Trice, Travis; 2012-13-14-15TriC; G; 6-0;
#20; Huber Heights, Ohio/Wayne
Tropf, Jeffrey L.; '75; C; 6-7; #42; Holt/Same
Tuttle, H. Foley; '03-04-05; G; #; no #; Detroit/\$

U

Ulmer, John D.; '59-60; Mgr.;
Bluffton, Ind./\$

V


Valentine, Carlton; '85-86-87-88TriC;
F; 6-5; #45; Washington, D.C./
DeMatha
Valentine, Denzel; 2013-14-15TriC-
16TriC; G; 6-5; #45;
Lansing/Sexton
Valentine, Drew; 2014-15; Mgr;
Lansing
Van Dyk, Matt; 2016-17; F; 6-5; #30;
Imlay City/Imlay City
Vandenbussche, Kevin M.; '76-77; G;
6-4; #15/23; Sterling Heights/
Stevenson
Vanderjagt, Mark L.; '65; F/C; 6-6;
#23; Cedar Grove, Wis./Same
VanderLende, Jeff J.; '71; F/C; 6-7;
#32; Grand Rapids/East Christian
VanderRoest, Nicholas; '32-33-34; C/F;
*, #8; \$/\$
Vanek, Greg; '85; F; 6-6; #20;
Okemos/Same
VanFassen, Arnold B.; '33-34-35C;
C/F; *, #22; \$/\$

ALL-TIME LETTERWINNERS

VanHammen, Steven J.; '80-81;
Mgr.; Grand Rapids/\$
VanPelt, Brad; '71-72; F; 6-5; #10;
Owosso/Same
VanRhee, Cory; '96-97-98-99; Mgr.;
Holland
VanZylen, James; '28-39-30C; F; *;
no #; \$/\$
Vatz, Abe M.; '12-13-14; F; \$; no #;
Pittsburgh, Pa./\$
Vaydik, Frank J.; '35; C; \$; #17; \$/\$
Vevia, Paul G.; '16-17; F; *; no #;
Muskegon/\$
Vincent, Daniel; 2003-04-05-06;
Mgr.; Jamestown, N.Y.
Vincent, James S. (Sam); '82-83-84-
85CoC; G; 6-2; #11; Lansing/
Eastern
Vincent, Jay F.; '78-79-80-81CoC;
F/C; 6-8; #31 (ret.); Lansing/
Eastern
Vissing, Paul R.; '47; Mgr.; Jackson/*
Vondette, Roy W.; '06-07-08C; \$; \$;
no #; Saginaw/\$
Vondette, William L.; '32-33; G; \$;
#14; \$/\$

W

Waldron, Donald; '46-47-48; G; 5-11;
#6/15; Milwaukee, Wis./Shorewood
Walker, Horace; '59-60C; F/C; 6-3;
#15; Chester, Pa./Same
Walker, Ralph; '83-84-85-86; F; 6-8; #15;
Southfield/Same
Walker, Tyson; 2022-23; G; 6-0; #2;
Westbury, N.Y./Christ the King
Walton, Travis; 2006-07CoC-08CoC-
09CoC; G; 6-2; #5; Lima, Ohio/
Lima Senior
Ward, Lloyd; '68-69-70CoC; G; 5-11;
#11; Romulus/Same
Ward, Nick; 2017-18-19; F; 6-8; #44;
Gahanna, Ohio/Lincoln
Warren, John; '67; Mgr.; Ypsilanti/\$
Washington, Brock; '18-19-20; G; 6-0;
#14; Southfield, Mich./
Southfield Christian
Washington, Stanley; '64-65-66; G/F;
6-3; #24; Detroit/Northwestern
Watters, Casey; 2016-17-18; Mgr;
Rockford
Watts, Mark "Rocket"; '20-22; G;
6-2; #2; Detroit, Mich./SPIRE
Watts, Robert H.; '52; Mgr.; Detroit/\$
Weathers, Ray; '95-96-97; G; 6-3; #5;
Jackson/Jackson
Webb, Tanya W.; '76-77; C; 6-7; #42;
Augusta, Ark./Same
Webber, Jason; '97; G; 6-5; #14;
Farmington/Country Day
Weber, Joseph A., Jr.; '71-72; Mgr.;
Creve Coeur, Mo./St. Louis Univ. HS
Wedgworth, George H.; '50; Mgr.; \$/\$



Kevin Willis was a co-captain in 1984 and led MSU in rebounding in 1982-83 and 1983-84.

Weshinsky, Kris; '91-92-93-94CoC; G;
6-3; #3; Okemos/Loudon Valley (Va.)
Wesley, Charles; 2012-13; Mgr.,
Hudsonville
Wesling, Richard M.; '52-53; G; 5-11;
#9; Milwaukee, Wis./Messmer
Wessells, Phillip H.; '05; \$; \$; no #;
Flint/\$
Westerman, Leslie; '06-07; \$; \$; no #;
Adrian/\$
Westrick, Brian P.; 2002-03; F; 6-5;
#52; Grand Ledge/Same
Wetzel, Keenan; 2012-13-14-15; G;
6-4; #15; Monroe, Mich./St. Mary
Catholic Central
Weyland, Robert; '43; Mgr.;
Wauwatosa, Wis./\$
White, Benny A.; '73-74-75-76; G; 5-9;
#23; Detroit/Northern
White, Curtis; '35-36; F; \$; #19;
East Lansing/\$
White, Jillian; '19-20-21; Mgr.;
Detroit/\$
White, Oliver G.; '43-46C-47; G/F; 6-0;
#8; Cleveland, Ohio/Shaw
Whitens, Jason; 2022-23; G; 6-5; #43;
Powers/Powers North Central
Wieber, Justin; 2019-20-21-22; Mgr.;
San Jose, Calif.
Wilcox, Frederick; '22; F; \$; no #;
Rockford, Ill./\$
Wiley, DuJuan; '97-98; C, 6-9; #55;
Detroit/Osborn
Wiley, Milton; '76; G; 5-11; #12;
Belleville, Ill./Same
Wilkinson, Dorian C.; '36-37; C; \$;
#20; \$/\$
Wilkinson, Harry; '43; Mgr.;
Milwaukee, Wis./\$

Williams, Edward L. (Ted); '61-62-63;
C; 6-7; #33; Stroudsburg, Pa./Same
Williams, Leonard; '78; G; 6-0; #24;
Chicago, Ill./Harrison
Willis, Kevin A.; '82-83-84CoC; 7-0;
#42; Detroit/Pershing
Wilson, Adam; 2000; Mgr.; Plymouth
Wilson, Edgar P.; '74-75-76-77; F/G;
6-5; #33; Dowagiac/Union
Wilson, Patrick J.; '55-56-57; G; 6-0;
#35; Lapeer/Same
Winston, Cassius; 2017-18-19TriC-20CoC;
G; 6-0; #5; Detroit/University of Detroit
Jesuit
Wishart, George; 2001-02-03-04; Mgr;
Belleville
Wolfe, Adam; 2001-02-03; F; 6-9; #3;
Westerville, Ohio/South
Wolfe, Todd; '87-88-89-90; G/F; 6-5;
#24; Arlington Heights, Ill./
Mt. Prospect
Wollenman, Colby; 2012-14-15-16; F;
6-6; #40/41; Big Horn, Wyo./
Big Horn
Wood, Brandon; 2012; G; 6-2; #30;
Kokomo, Ind./Kokomo
Wood, William W.; '16; \$; \$; no #;
Lawton/Same
Worthington, Bobby; '87-88; F; 6-7;
#43; Zion, Ill./Zion-Benton
Wright, Ed; '87-88 TriC; G/F; 6-6; #35;
Lorain, Ohio/Same
Wulf, Jack; '47-48-49C; C; 6-8; #15;
Chicago, Ill./Senn

Y

Young, John; '60; F; 6-1; #32; South
Haven/Covert

Z

Ziegler, Avery; 2022-23; Mgr.; Richland
Zimmerman, Matt; '93-94-95-96;
Mgr.; Grand Rapids
Zulauf, Jon; '90-91-92-93; F; 6-6; #25;
Port Huron/Same



postseason history



BIG TEN TOURNAMENT HISTORY



BIG
MEN'S BASKETBALL
TOURNAMENT
CHICAGO 2023

PRESENTED BY
TIAA

The 1997-98 season saw the first Big Ten Men's Basketball Tournament. Since then, the tournament has become an exciting part of the conference season. Although Michigan State lost its first tournament game, it did capture back-to-back Big Ten Tournament Championships in 1999 and 2000 en route to a pair of Final Four appearances and a National Championship. The Spartans have won four of the last nine tournaments, capturing the title in 2012, 2014, 2016 and 2019, and are the only program to hold six tournament titles.

The tournament provides tremendous exposure for the conference as every game is televised on national television. In addition, the Big Ten Tournament ranks among the nation's best in attendance. In 20 years, nearly two million fans have been part of the tournament.

The 2023-24 Big Ten Men's Basketball Tournament will be played at the Target Center in Minneapolis for the first time. The tournament was held in Chicago last year after two-straight years in Indianapolis, first at Lucas Oil Stadium due to the COVID-19 pandemic and in 2022 at Bankers Life Fieldhouse, the 11th time the building has hosted the tournament. Bankers Life has hosted in 2002, 2004, 2006 from 2008-12 and in 2014 and 2016. The first four tournaments were held at United Center in Chicago, as were the 2003, 2005, 2007, 2013, 2015, 2019 and 2013 tournaments. The 2017 Tournament was held in the Verizon Center in Washington, D.C. and the 2018 event at Madison Square Garden in New York City.



Cassius Winston (Most Outstanding Player) and Kenny Goins helped MSU to the program's sixth Big Ten Tournament title in 2019.



Michigan State celebrated its first Big Ten Tournament championship in 1999.



Mateen Cleaves and Morris Peterson led MSU to the 2000 Big Ten Tournament title.



The Spartans returned to the championship platform in 2012.



Branden Dawson and Gary Harris celebrate the 2014 tournament championship.

BIG TEN TOURNAMENT HISTORY

BIG TEN TOURNAMENT RECORD: 32-17

CHAMPIONSHIPS: 6 (1999, 2000, 2012, 2014, 2016, 2019)

1998 CHICAGO - NO. 1 SEED (0-1)

3/6/98	Quarterfinals	Minnesota (8)	L	76-73
--------	---------------	---------------	---	-------

1999 CHICAGO - NO. 1 SEED (3-0) -

BIG TEN CHAMPIONS

3/5/99	Quarterfinals	Northwestern (8)	W	61-59
3/6/99	Semifinals	Wisconsin (4)	W	56-41
3/7/99	Finals	Illinois (11)	W	67-50

2000 CHICAGO - NO. 2 SEED (3-0) -

BIG TEN CHAMPIONS

3/10/00	Quarterfinals	Iowa (7)	W	75-65
3/11/00	Semifinals	Wisconsin (6)	W	55-46
3/12/00	Finals	Illinois (4)	W	76-61

2001 CHICAGO - NO. 2 SEED (0-1)

3/19/01	Quarterfinals	Penn State (7)	L	65-63
---------	---------------	----------------	---	-------

2002 INDIANAPOLIS - NO. 5 SEED (0-1)

3/8/02	Quarterfinals	Indiana (4)	L	67-56
--------	---------------	-------------	---	-------

2003 CHICAGO - NO. 5 SEED (1-1)

3/14/03	Quarterfinals	Purdue (4)	W	54-42
3/15/03	Semifinals	Ohio State (8)	L	55-54

2004 INDIANAPOLIS - NO. 3 SEED (1-1)

3/12/04	Quarterfinals	Northwestern (6)	W	68-55
3/13/04	Semifinals	Wisconsin (2)	L	68-66

2005 CHICAGO - NO. 2 SEED (0-1)

3/11/05	Quarterfinals	Iowa (7)	L	71-69
---------	---------------	----------	---	-------

2006 INDIANAPOLIS - NO. 6 SEED (2-1)

3/9/06	First Round	Purdue (11)	W	70-58
3/10/06	Quarterfinals	Illinois (3)	W	61-56
3/9/06	Semifinals	Iowa (2)	L	53-48

2007 CHICAGO - NO. 7 SEED (1-1)

3/8/07	First Round	Northwestern (10)	W	62-57
3/9/07	Quarterfinals	Wisconsin (2)	L	70-57

2008 INDIANAPOLIS - NO. 4 SEED (1-1)

3/14/08	Quarterfinals	Ohio State (5)	W	67-60
3/15/08	Semifinals	Wisconsin (1)	L	65-63

2009 INDIANAPOLIS - NO. 1 SEED (1-1)

3/13/09	Quarterfinals	Minnesota (8)	W	64-56
3/14/09	Semifinals	Ohio State (5)	L	82-70

2010 INDIANAPOLIS - NO. 3 SEED (0-1)

3/12/10	Quarterfinals	Minnesota (6)	L	72-67, OT
---------	---------------	---------------	---	-----------

2011 INDIANAPOLIS - NO. 7 SEED (2-1)

3/10/11	First Round	Iowa (10)	W	85-66
3/11/11	Quarterfinals	Purdue (2)	W	74-56
3/12/11	Semifinals	Penn State (6)	L	61-48

2012 INDIANAPOLIS - NO. 1 SEED (3-0) -

BIG TEN CHAMPIONS

3/9/12	Quarterfinals	Iowa (8)	W	92-75
3/10/12	Semifinals	Wisconsin (4)	W	65-52
3/11/12	Finals	Ohio State (3)	W	68-64

2013 CHICAGO - NO. 3 SEED (1-1)

3/15/13	Quarterfinals	Iowa (6)	W	59-56
3/16/13	Semifinals	Ohio State (2)	L	61-58

2014 INDIANAPOLIS - NO. 3 SEED (3-0) -

BIG TEN CHAMPIONS

3/14/14	Quarterfinals	Northwestern (11)	W	67-51
3/15/14	Semifinals	Wisconsin (2)	W	83-75
3/16/14	Finals	Michigan (1)	W	69-55

2015 CHICAGO - NO. 3 SEED (2-1)

3/13/15	Quarterfinals	Ohio State (7)	W	76-67
3/14/15	Semifinals	Maryland (2)	W	62-58
3/15/15	Finals	Wisconsin (1)	L	80-69, OT

2016 INDIANAPOLIS - NO. 2 SEED (3-0) -

BIG TEN CHAMPIONS

3/11/16	Quarterfinals	Ohio State (6)	W	81-54
3/12/16	Semifinals	Maryland (3)	W	64-61
3/13/16	Finals	Purdue (4)	W	66-62

2017 WASHINGTON - NO. 5 SEED (1-1)

3/9/17	Second Round	Penn State (13)	W	78-51
3/10/17	Quarterfinals	Minnesota (4)	L	63-58

2018 NEW YORK - NO. 1 SEED (1-1)

3/2/18	Quarterfinals	Wisconsin (9)	W	63-60
3/3/18	Semifinals	Michigan (5)	L	64-75

2019 CHICAGO, ILL. - NO. 1 SEED (3-0)

BIG TEN CHAMPIONS

3/15/19	Quarterfinals	Ohio State (8)	W	77-70
3/16/19	Semifinals	Wisconsin (4)	W	67-55
3/17/19	Finals	Michigan (3)	W	65-60

2021 INDIANAPOLIS - NO. 9 SEED (0-1)

3/11/21	Quarterfinals	Maryland (8)	L	57-68
---------	---------------	--------------	---	-------

2022 INDIANAPOLIS - NO. 9 SEED (0-1)

3/11/22	Second Round	Maryland (10)	W	76-72
3/11/22	Quarterfinals	Wisconsin (2)	W	69-63
3/12/22	Semifinals	Purdue (3)	L	70-75



Draymond Green was Most Outstanding Player in 2012, leading MSU to its third tournament crown.



Branden Dawson was named Most Outstanding Player of the 2014 Tournament, averaging 15.0 points on .750 FG%.



Denzel Valentine was named the Big Ten Tournament Most Outstanding Player, averaging 17.3 ppg, 9.0 apg and 8.7 rpg in three games in 2016.

BIG TEN TOURNAMENT RECORDS

INDIVIDUAL

POINTS	NO.	DATE (OPPONENT)
1. Kalin Lucas	30	March 11, 2011 (Purdue)
2. Drew Neitzel	28	March 14, 2008 (Ohio State)
3. Matt McQuaid	27	March 17, 2019 (Michigan)

FIELD GOALS	NO.	DATE (OPPONENT)
1. Draymond Green	10	March 10, 2011 (Iowa)
2. Cassius Winston	9	March 16, 2019 (Wisconsin)
Denzel Valentine	9	March 13, 2015 (Ohio State)
Drew Neitzel	9	March 14, 2008 (Ohio State)

FIELD-GOAL ATT.	NO.	DATE (OPPONENT)
1. Draymond Green	23	March 10, 2011 (Iowa)
2. Miles Bridges	20	March 10, 2017 (Minnesota)
3. Drew Neitzel	18	March 15, 2008 (Wisconsin)
Maurice Ager	18	March 11, 2006 (Iowa)
Marcus Taylor	18	March 8, 2002 (Indiana)
Mateen Cleaves	18	March 10, 1998 (Minnesota)

FG PCT. (MIN 10 ATT.)	NO.	DATE (OPPONENT)
1. Adreian Payne	.700 (7-10)	March 15, 2014 (Wis.)
Paul Davis	.700 (7-10)	March 10, 2006 (Illinois)
3. Branden Dawson	.667 (8-12)	March 14, 2014 (NW)

FREE THROWS	NO.	DATE (OPPONENT)
1. Kalin Lucas	10	March 11, 2011 (Purdue)
2. Cassius Winston	9	March 15, 2019 (Ohio State)
Raymar Morgan	9	March 12, 2010 (Minnesota)
Paul Davis	9	March 11, 2006 (Iowa)

FREE-THROW ATT.	NO.	DATE (OPPONENT)
1. Raymar Morgan	14	March 12, 2010 (Minnesota)
2. Draymond Green	12	March 10, 2012 (Wisconsin)
3. Nick Ward	11	March 10, 2017 (Minnesota)
Kalin Lucas	11	March 11, 2011 (Purdue)
Paul Davis	11	March 11, 2006 (Iowa)

FT PCT. (MIN 8 ATT.)	NO.	DATE (OPPONENT)
1. Cassius Winston	1.000 (9-9)	March 15, 2019 (Ohio State)
2. Kalin Lucas	.909 (10-11)	March 11, 2011 (Pur.)
3. Kalin Lucas	.875 (7-8)	March 14, 2009 (Ohio St.)
Andre Hutson	.875 (7-8)	March 9, 2001 (Penn St.)

3-PT FIELD GOALS	NO.	DATE (OPPONENT)
1. Matt McQuaid	7	March 17, 2019 (Michigan)
2. Drew Neitzel	6	March 14, 2008 (Ohio State)
3. Drew Neitzel	5	March 8, 2007 (Northwestern)
Maurice Ager	5	March 11, 2006 (Iowa)

3-PT FG ATT.	NO.	DATE (OPPONENT)
1. Matt McQuaid	13	March 17, 2019 (Michigan)
2. Drew Neitzel	12	March 14, 2008 (Ohio State)
3. Miles Bridges	11	March 10, 2017 (Minnesota)
Mateen Cleaves	11	March 6, 1998 (Minnesota)

REBOUNDS	NO.	DATE (OPPONENT)
1. Draymond Green	16	March 10, 2012 (Wisconsin)
2. Draymond Green	14	March 10, 2011 (Iowa)
3. Draymond Green	13	March 11, 2011 (Purdue)
Antonio Smith	13	March 7, 1999 (Illinois)

ASSISTS	NO.	DATE (OPPONENT)
1. Cassius Winston	11	March 17, 2019 (Michigan)
Mateen Cleaves	11	March 6, 1999 (Wisconsin)
2. A.J. Hoggard	10	March 12, 2022 (Purdue)
Mateen Cleaves	10	March 7, 1999 (Illinois)
Denzel Valentine	10	March 12, 2016 (Maryland)

STEALS	NO.	DATE (OPPONENT)
1. Kalin Lucas	5	March 12, 2010 (Minnesota)
2. Jason Richardson	4	March 9, 2001 (Penn State)
3. Twelve occasions with 3 steals		

BLOCKS	NO.	DATE (OPPONENT)
1. Adreian Payne	4	March 11, 2012 (Ohio State)
Delvon Roe	4	March 11, 2011 (Purdue)
Matt Costello	4	March 13, 2016 (Purdue)

TEAM

POINTS	NO.	DATE
1. vs. Iowa	92	March 9, 2012
2. vs. Wisconsin	83	March 15, 2014
3. vs. Ohio State	81	March 11, 2016

FIELD GOALS	NO.	DATE
1. vs. Iowa	32	March 9, 2012
2. vs. Ohio State	31	March 11, 2016
3. vs. Ohio State	29	March 13, 2015
vs. Wisconsin	29	March 15, 2014

FIELD-GOAL ATT.	NO.	DATE
1. vs. Ohio State	71	March 14, 2009
2. vs. Ohio State	64	March 11, 2016
3. vs. Ohio State	61	March 13, 2015

FIELD-GOAL PCT.	NO.	DATE
1. vs. Northwestern	.619 (26-42)	March 12, 2004
2. vs. Iowa	.582 (32-55)	March 9, 2012
3. vs. Northwestern	.579 (22-38)	March 8, 2007

FREE THROWS	NO.	DATE
1. vs. Purdue	25	March 11, 2011
vs. Minnesota	25	March 6, 1998
3. vs. Iowa	20	March 9, 2012

FREE-THROW ATT.	NO.	DATE
1. vs. Minnesota	34	March 12, 2010
2. vs. Minnesota	33	March 6, 1998
3. vs. Purdue	31	March 11, 2011
vs. Minnesota	31	March 13, 2009

FREE-THROW PCT.	NO.	DATE
1. vs. Wisconsin	1.000 (9-9)	March 15, 2015
2. vs. Maryland	.933 (14-15)	March 12, 2016
3. vs. Illinois	.895 (17-19)	March 12, 2000

3-PT FIELD GOALS	NO.	DATE
1. vs. Penn State	10	March 9, 2017
2. vs. Maryland	9	March 10, 2022
vs. Michigan	9	March 17, 2019
vs. Wisconsin	9	March 16, 2019
vs. Ohio State	9	March 11, 2012

3-PT FG ATT.	NO.	DATE
1. vs. Minnesota	30	March 10, 2017
2. vs. Purdue	25	March 12, 2022
3. vs. Michigan	23	March 17, 2019
vs. Penn State	23	March 12, 2011
vs. Iowa	23	March 11, 2006
vs. Ohio State	23	March 11, 2016

REBOUNDS	NO.	DATE
1. vs. Wisconsin	44	March 17, 2019
vs. Penn State	44	March 9, 2017
3. vs. Minnesota	42	March 6, 1998

ASSISTS	NO.	DATE
1. vs. Ohio State	23	March 13, 2015
2. vs. Illinois	21	March 12, 2000
3. vs. Ohio State	20	March 15, 2019
vs. Northwestern	20	March 8, 2007
vs. Northwestern	20	March 12, 2004
vs. Illinois	20	March 7, 1999

STEALS	NO.	DATE
1. vs. Minnesota	11	March 12, 2010
2. vs. Ohio State	10	March 11, 2016
3. vs. Iowa	9	March 15, 2013
vs. Ohio State	9	March 14, 2009
vs. Illinois	9	March 7, 1999
vs. Northwestern	9	March 5, 1999

BLOCKS	NO.	DATE
1. vs. Purdue	10	March 14, 2003
2. Six occasions with 8 blocks		

NCAA TOURNAMENT HISTORY

NCAA TOURNAMENT APPEARANCES: 36

NCAA TOURNAMENT RECORD: 72-35

FINAL FOUR APPEARANCES: 10

(1957, 1979, 1999, 2000, 2001, 2005, 2009, 2010, 2015, 2019)

NCAA CHAMPIONSHIPS: 2 (1979, 2000)

1957 MIDEAST REGION (2-2) - FINAL FOUR

3/15/57	Regional Semifinal (Lexington, Ky.)	Notre Dame	W	85-83
3/16/57	Regional Final (Lexington, Ky.)	Kentucky	W	80-68
3/22/57	National Semifinal (Kansas City, Mo.)	North Carolina	L	74-70 (30T)
3/23/57	National Consolation (Kansas City, Mo.)	San Francisco	L	67-60

1959 MIDEAST REGION (1-1)

3/13/59	Regional Semifinal (Evanston, Ill.)	Marquette	W	74-69
3/14/59	Regional Final (Evanston, Ill.)	Louisville	L	88-81

1978 MIDEAST REGION (2-1)

3/11/78	First Round (Indianapolis, Ind.)	Providence	W	77-63
3/16/78	Regional Semifinal (Dayton, Ohio)	Western Kentucky	W	90-69
3/18/78	Regional Final (Dayton, Ohio)	Kentucky	L	52-49

1979 MIDEAST REGION - NO. 2 SEED (5-0) - NCAA CHAMPIONS

3/11/79	Second Round (Murfreesboro, Tenn.)	Lamar (10)	W	95-64
3/16/79	Regional Semifinal (Indianapolis, Ind.)	Louisiana State (3)	W	87-71
3/18/79	Regional Final (Indianapolis, Ind.)	Notre Dame (1)	W	80-68
3/24/79	National Semifinal (Salt Lake City, Utah)	Pennsylvania (9)	W	101-67
3/26/79	National Final (Salt Lake City, Utah)	Indiana State (1)	W	75-64

1985 MIDWEST REGION - NO. 10 SEED (0-1)

3/15/85	First Round (Houston, Texas)	Ala.-Birmingham (7)	L	70-68
---------	------------------------------	---------------------	---	-------

1986 MIDWEST REGION - NO. 5 SEED (2-1)

3/13/86	First Round (Dayton, Ohio)	Washington (12)	W	72-70
3/15/86	Second Round (Dayton, Ohio)	Georgetown (4)	W	80-68
3/21/86	Regional Semifinal (Kansas City, Mo.)	Kansas (1)	L	96-86 (OT)

1990 SOUTHEAST REGION - NO. 1 SEED (2-1)

3/15/90	First Round (Knoxville, Tenn.)	Murray State (16)	W	75-71 (OT)
3/17/90	Second Round (Knoxville, Tenn.)	UC Santa Barbara (9)	W	62-58
3/23/90	Regional Semifinal (New Orleans, La.)	Georgia Tech (4)	L	81-80 (OT)

1991 WEST REGION - NO. 5 SEED (1-1)

3/15/91	First Round (Tucson, Ariz.)	UW-Green Bay (12)	W	60-58
3/17/91	Second Round (Tucson, Ariz.)	Utah (4)	L	85-84 (20T)

1992 MIDWEST REGION - NO. 5 SEED (1-1)

3/20/92	First Round (Dayton, Ohio)	SW Missouri St. (12)	W	61-54
3/22/92	Second Round (Dayton, Ohio)	Cincinnati (4)	L	72-65

1994 SOUTHEAST REGION - NO. 7 SEED (1-1)


3/18/94	First Round (St. Petersburg, Fla.)	Seton Hall (10)	W	84-73
3/20/94	Second Round (St. Petersburg, Fla.)	Duke (2)	L	85-74

1995 SOUTHEAST REGION - NO. 3 SEED (0-1)

3/17/95	First Round (Tallahassee, Fla.)	Weber State (14)	L	79-72
---------	---------------------------------	------------------	---	-------

1998 EAST REGION - NO. 4 SEED (2-1)


3/12/98	First Round (Hartford, Conn.)	Eastern Michigan (13)	W	83-71
3/14/98	Second Round (Hartford, Conn.)	Princeton (5)	W	63-56
3/19/98	Regional Semifinal (Greensboro, N.C.)	North Carolina (1)	L	73-58



Greg Kelser led all scorers with 19 points vs. Kentucky in 1978.




Averaging nearly 25 points, Scott Skiles led MSU to the 1986 Sweet 16.



Steve Smith scored 32 points in MSU's heartbreaking overtime loss to Georgia Tech in the 1990 Regional Semifinals.



NCAA TOURNAMENT HISTORY



Mateen Cleaves helped MSU advance to the 1998 Sweet 16 for the first time since 1990.



Andre Hutson is MSU's all-time leader in points and rebounds in NCAA Tournament games.



Paul Davis slams home the game-tying basket vs. Maryland in 2003.

1999 MIDWEST REGION - NO. 1 SEED (4-1) - FINAL FOUR

3/12/99	First Round (Milwaukee, Wis.)	Mount St. Mary's (16)	W	76-53
3/14/99	Second Round (Milwaukee, Wis.)	Mississippi (9)	W	74-66
3/19/99	Regional Semifinal (St. Louis, Mo.)	Oklahoma (13)	W	54-46
3/21/99	Regional Final (St. Louis, Mo.)	Kentucky (3)	W	73-66
3/27/99	National Semifinal (St. Petersburg, Fla.)	Duke (1)	L	68-62

2000 MIDWEST REGION - NO. 1 SEED (6-0) - NCAA CHAMPIONS

3/16/00	First Round (Cleveland, Ohio)	Valparaiso (16)	W	65-38
3/18/00	Second Round (Cleveland, Ohio)	Utah (8)	W	73-61
3/23/00	Regional Semifinal (Auburn Hills, Mich.)	Syracuse (4)	W	75-58
3/25/00	Regional Final (Auburn Hills, Mich.)	Iowa State (2)	W	75-64
4/1/00	National Semifinal (Indianapolis, Ind.)	Wisconsin (8)	W	53-41
4/3/00	National Final (Indianapolis, Ind.)	Florida (5)	W	89-76

2001 SOUTH REGION - NO. 1 SEED (4-1) - FINAL FOUR

3/16/01	First Round (Memphis, Tenn.)	Alabama State (16)	W	69-35
3/18/01	Second Round (Memphis, Tenn.)	Fresno State (9)	W	81-65
3/23/01	Regional Semifinal (Atlanta, Ga.)	Gonzaga (12)	W	77-62
3/25/01	Regional Final (Atlanta, Ga.)	Temple (11)	W	69-62
3/31/01	National Semifinal (Minneapolis, Minn.)	Arizona (2)	L	80-61

2002 EAST REGION - NO. 10 SEED (0-1)

3/15/02	First Round (Washington, D.C.)	N. Carolina St. (7)	L	69-58
---------	--------------------------------	---------------------	---	-------

2003 SOUTH REGION - NO. 7 SEED (3-1)

3/21/03	First Round (Tampa, Fla.)	Colorado (10)	W	79-64
3/23/03	Second Round (Tampa, Fla.)	Florida (2)	W	68-46
3/28/03	Regional Semifinal (San Antonio, Texas)	Maryland (6)	W	60-58
3/30/03	Regional Final (San Antonio, Texas)	Texas (1)	L	85-76

2004 ST. LOUIS REGION - NO. 7 SEED (0-1)

3/18/04	First Round (Seattle, Wash.)	Nevada (10)	L	72-66
---------	------------------------------	-------------	---	-------

2005 AUSTIN REGION - NO. 5 SEED (4-1) - FINAL FOUR

3/18/05	First Round (Worcester, Mass.)	Old Dominion (12)	W	89-81
3/20/05	Second Round (Worcester, Mass.)	Vermont (13)	W	72-61
3/25/05	Regional Semifinal (Austin, Texas)	Duke (1)	W	78-68
3/27/05	Regional Final (Austin, Texas)	Kentucky (2)	W	94-88 (20T)
4/2/05	National Semifinal (St. Louis, Mo.)	North Carolina (1)	L	87-71

2006 WASHINGTON D.C. REGION - NO. 6 SEED (0-1)

3/17/06	First Round (Dayton, Ohio)	George Mason (11)	L	75-65
---------	----------------------------	-------------------	---	-------

2007 EAST REGION - NO. 9 SEED (1-1)

3/15/07	First Round (Winston-Salem, N.C.)	Marquette (8)	W	61-49
3/17/07	Second Round (Winston-Salem, N.C.)	North Carolina (1)	L	81-67

2008 SOUTH REGIONAL - NO. 5 SEED (2-1)

3/20/08	First Round (Denver, Colo.)	Temple (12)	W	72-61
3/22/08	Second Round (Denver, Colo.)	Pittsburgh (4)	W	65-54
3/28/08	Regional Semifinal (Houston, Texas)	Memphis (1)	L	92-74

2009 MIDWEST REGIONAL - NO. 2 SEED (5-1) - FINAL FOUR

3/20/09	First Round (Minneapolis, Minn.)	Robert Morris (15)	W	77-62
3/22/09	Second Round (Minneapolis, Minn.)	USC (10)	W	74-69
3/27/09	Regional Semifinal (Indianapolis, Ind.)	Kansas (3)	W	67-62
3/29/09	Regional Final (Indianapolis, Ind.)	Louisville (1)	W	64-52
4/4/09	National Semifinal (Detroit, Mich.)	Connecticut (1)	W	82-73
4/6/09	National Final (Detroit, Mich.)	North Carolina (1)	L	89-72

2010 MIDWEST REGION - NO. 5 SEED (4-1) - FINAL FOUR

3/19/10	First Round (Spokane, Wash.)	New Mexico St. (12)	W	70-67
3/21/10	Second Round (Spokane, Wash.)	Maryland (4)	W	85-83

NCAA TOURNAMENT HISTORY

3/26/10	Regional Semifinal (St. Louis, Mo.)	Northern Iowa (9)	W	59-52
3/28/10	Regional Final (St. Louis, Mo.)	Tennessee (6)	W	70-69
4/3/10	National Semifinal (Indianapolis, Ind.)	Butler (5)	L	52-50

2011 SOUTHEAST REGION - NO. 10 SEED (0-1)

3/17/11	Second Round (Tampa, Fla.)	UCLA (7)	L	78-76
---------	----------------------------	----------	---	-------

2012 WEST REGION - NO. 1 SEED (2-1)

3/16/12	Second Round (Columbus, Ohio)	LIU Brooklyn (16)	W	89-67
3/18/12	Third Round (Columbus, Ohio)	Saint Louis (9)	W	65-61
3/22/12	Regional Semifinal (Phoenix, Ariz.)	Louisville (4)	L	57-44

2013 MIDWEST REGION - NO. 3 SEED (2-1)

3/21/13	Second Round (Auburn Hills, Mich.)	Valparaiso (14)	W	65-54
3/23/13	Third Round (Auburn Hills, Mich.)	Memphis (6)	W	70-48
3/29/13	Regional Semifinal (Indianapolis, Ind.)	Duke (2)	L	71-61

2014 EAST REGION - NO. 4 SEED (3-1)

3/20/14	Second Round (Spokane, Wash.)	Delaware (13)	W	93-78
3/22/14	Third Round (Spokane, Wash.)	Harvard (12)	W	80-73
3/28/14	Regional Semifinal (New York, N.Y.)	Virginia (9)	W	61-59
3/30/14	Regional Final (New York, N.Y.)	Connecticut (7)	L	60-54

2015 EAST REGION - NO. 7 SEED (4-1) - FINAL FOUR

3/20/15	Second Round (Charlotte, N.C.)	Georgia (10)	W	70-63
3/22/15	Third Round (Charlotte, N.C.)	Virginia (2)	W	60-54
3/27/15	Regional Semifinal (Syracuse, N.Y.)	Oklahoma (3)	W	62-58
3/29/15	Regional Final (Syracuse, N.Y.)	Louisville (4)	W	76-70 (OT)
4/4/15	National Semifinal (Indianapolis, Ind.)	Duke (1)	L	81-61

2016 MIDWEST REGION - NO. 2 SEED (0-1)

3/18/16	First Round (St. Louis, Mo.)	Middle Tenn. St. (15)	L	81-90
---------	------------------------------	-----------------------	---	-------

2017 MIDWEST REGION - NO. 9 SEED (1-1)

3/17/17	First Round (Tulsa, Okla.)	Miami (8)	W	78-58
3/19/17	Second Round (Tulsa, Okla.)	Kansas (1)	L	90-70

2018 MIDWEST REGION - NO. 2 SEED (1-1)

3/16/18	First Round (Detroit, Mich.)	Bucknell (14)	W	82-78
3/18/18	Second Round (Detroit, Mich.)	Syracuse (10)	L	53-55

2019 EAST REGION - NO. 2 SEED (4-1) - FINAL FOUR

3/21/19	First Round (Des Moines, Iowa)	Bradley (15)	W	76-65
3/23/19	Second Round (Des Moines, Iowa)	Minnesota (10)	W	70-50
3/29/19	Regional Semifinal (Washington, D.C.)	LSU (3)	W	80-63
3/31/19	Regional Final (Washington, D.C.)	Duke (1)	W	68-67
4/6/19	National Semifinal (Minneapolis, Minn.)	Texas Tech (3)	L	51-61

2021 EAST REGION - NO. 11 SEED (0-1)

3/19/21	First Four (Indianapolis, Ind.)	UCLA (11)	L	80-86 (OT)
---------	---------------------------------	-----------	---	------------

2022 WEST REGION - NO. 7 SEED (1-1)

3/18/22	First Round (Greenville, S.C.)	Davidson (10)	W	74-73
3/20/22	Second Round (Greenville, S.C.)	Duke (2)	L	76-85

2023 EAST REGION - NO. 7 SEED (2-1)

3/17/23	First Round (Columbus, Ohio)	Southern Cal (10)	W	72-62
3/19/23	Second Round (Columbus, Ohio)	Marquette (2)	W	69-60
3/23/23	Regional Semifinal (New York, N.Y.)	Kansas State (3)	L	93-98 (OT)



Goran Suton was named MVP of the 2009 Midwest Regional.



Xavier Tillman was named to the NCAA East Regional All-Tournament Team in 2019.



MSU NCAA TOURNAMENT CAREER LEADERS

POINTS	NO.	GAMES	REBOUNDS	NO.	GAMES	ASSISTS	NO.	GAMES
1. Andre Hutson	232	19 games	1. Andre Hutson	121	19 games	1. Mateen Cleaves	78	14 games
2. Mateen Cleaves	207	14 games	2. Johnny Green	118	6 games	2. Earvin Johnson	76	8 games
3. Greg Kelser	192	8 games	3. Draymond Green	116	15 games	3. Kalin Lucas	56	12 games
4. Morris Peterson	191	14 games	4. Goran Sutton	104	12 games	4. Drew Neitzel	50	11 games
5. Durrell Summers	178	15 games	5. Charlie Bell	96	19 games	5. Draymond Green	49	15 games
6. Draymond Green	171	15 games	6. Branden Dawson	93	12 games	6. Denzel Valentine	48	13 games
Charlie Bell	171	19 games	7. Greg Kelser	90	8 games	7. Charlie Bell	42	19 games
8. Maurice Ager	166	11 games	Paul Davis	90	11 games	8. Travis Walton	41	12 games
9. Kalin Lucas	164	12 games	9. Morris Peterson	82	14 games	9. Mark Montgomery	37	7 games
10. Raymar Morgan	156	16 games	10. Raymar Morgan	80	16 games	10. Chris Hill	33	11 games
			Denzel Valentine	80	13 games			

NCAA TOURNAMENT RECORDS

INDIVIDUAL

POINTS	NO.	DATE (OPPONENT)
1. Adreian Payne	41	March 20, 2014 (Delaware)
2. Greg Kelsner	34	March 18, 1979 (Notre Dame)
3. Steve Smith	32	March 23, 1990 (Georgia Tech)
Jay Vincent	32	March 15, 1985 (UAB)
FIELD GOALS	NO.	DATE (OPPONENT)
1. Greg Kelsner	15	March 18, 1979 (Notre Dame)
2. Steve Smith	13	March 23, 1990 (Georgia Tech)
Sam Vincent	13	March 15, 1985 (UAB)
FIELD-GOAL ATT.	NO.	DATE (OPPONENT)
1. Drew Neitzel	27	March 17, 2007 (N. Carolina)
2. Greg Kelsner	25	March 18, 1979 (Notre Dame)
3. Cassius Winston	23	March 31, 2019 (Duke)
Shawn Respert	23	March 17, 1995 (Weber State)
Sam Vincent	23	March 15, 1985 (UAB)
FG PCT. (MIN. 10 ATT.)	NO.	DATE (OPPONENT)
1. Earvin Johnson	.900 (9-10)	March 24, 1979 (Penn)
Greg Kelsner	.900 (9-10)	March 11, 1978 (Prov.)
Matt Costello	.900 (9-10)	March 18, 2016 (MTSU)
FREE THROWS	NO.	DATE (OPPONENT)
1. Adreian Payne	17	March 20, 2014 (Delaware)
2. Earvin Johnson	14	March 16, 1979 (LSU)
3. Shawn Respert	13	March 18, 1994 (Seton Hall)
FREE-THROW ATT.	NO.	DATE (OPPONENT)
1. Adreian Payne	17	March 20, 2014 (Delaware)
2. Earvin Johnson	15	March 16, 1979 (LSU)
3. Shawn Respert	14	March 18, 1994 (Seton Hall)
FT PCT. (MIN. 10 ATT.)	NO.	DATE (OPPONENT)
1. Adreian Payne	1.000 (17-17)	March 20, 2014 (Del.)
Maurice Ager	1.000 (10-10)	April 2, 2005 (UNC)
3. Earvin Johnson	.933 (14-15)	March 16, 1979 (LSU)
3-PT FIELD GOALS	NO.	DATE (OPPONENT)
1. Shawn Respert	7	March 17, 1995 (Weber State)
2. Durrell Summers	6	March 21, 2010 (Maryland)
Drew Neitzel	6	March 17, 2007 (N. Carolina)
3-PT FG ATT.	NO.	DATE (OPPONENT)
1. Drew Neitzel	17	March 17, 2007 (N. Carolina)
Shawn Respert	17	March 17, 1995 (Weber State)
3. Marcus Taylor	13	March 15, 2002 (N. Carolina St.)
REBOUNDS	NO.	DATE (OPPONENT)
1. Johnny Green	27	March 15, 1957 (Notre Dame)
2. Johnny Green	23	March 14, 1959 (Louisville)
3. Johnny Green	19	March 22, 1957 (N. Carolina)
ASSISTS	NO.	DATE (OPPONENT)
1. Earvin Johnson	14	March 16, 1978 (W. Kentucky)
2. Earvin Johnson	13	March 18, 1979 (Notre Dame)
3. Earvin Johnson	12	March 16, 1979 (LSU)
Denzel Valentine	12	March 18, 2016 (MTSU)
STEALS	NO.	DATE (OPPONENT)
1. Korie Lucious	5	March 28, 2010 (Tennessee)
Raymar Morgan	5	April 4, 2009 (Connecticut)
Goran Suton	5	March 27, 2009 (Kansas)
Alan Anderson	5	March 25, 2005 (Duke)
Eric Snow	5	March 18, 1994 (Seton Hall)
BLOCKS	NO.	DATE (OPPONENT)
1. Adreian Payne	5	March 23, 2013 (Memphis)
2. Brandon Dawson	4	March 29, 2015 (Louisville)
Brandon Dawson	4	March 22, 2015 (Virginia)
Greg Kelsner	4	March 24, 1979 (Penn)

TEAM

POINTS	NO.	DATE
1. vs. Penn	101	March 24, 1979
2. vs. Lamar	95	March 11, 1979
3. vs. Kentucky	94	March 27, 2005
FIELD GOALS	NO.	DATE
1. vs. Lamar	42	March 11, 1979
2. vs. LIU Brooklyn	40	March 16, 2012
3. vs. Penn	38	March 24, 1979
FIELD-GOAL ATT.	NO.	DATE
1. vs. Notre Dame	91	March 15, 1957
2. vs. Kentucky	87	March 16, 1957
3. vs. Louisville	84	March 14, 1959
FIELD-GOAL PCT.	NO.	DATE
1. vs. Providence	.635 (33-52)	March 11, 1978
2. vs. Indiana State	.605 (26-43)	March 24, 1979
3. vs. Washington	.596 (31-52)	March 13, 1986
FREE THROWS	NO.	DATE
1. vs. Old Dominion	28	March 18, 2005
vs. Georgetown	28	March 13, 1986
3. vs. LSU	27	March 16, 1979
FREE-THROW ATT.	NO.	DATE
1. vs. Old Dominion	36	March 18, 2005
vs. LSU	36	March 16, 1979
vs. North Carolina	36	March 22, 1957
FREE-THROW PCT.	NO.	DATE
1. vs. Bradley	.962 (25-26)	March 21, 2019
2. vs. N.C. State	.944 (17-18)	March 15, 2002
vs. Cincinnati	.944 (17-18)	March 22, 1992
3-PT FIELD GOALS	NO.	DATE
1. vs. Kansas State	13	March 23, 2023
vs. LSU	13	March 29, 2019
3. vs. Duke	11	March 20, 2022
vs. Connecticut	11	March 30, 2014
vs. Florida	11	April 3, 2000
vs. Syracuse	11	March 23, 2000
vs. MTSU	11	March 18, 2016
3-PT FG ATTEMPTS	NO.	DATE
1. vs. LSU	32	March 29, 2019
2. vs. Connecticut	29	March 30, 2014
3. vs. Oklahoma	27	March 27, 2015
REBOUNDS	NO.	DATE
1. vs. North Carolina	68	March 22, 1957
2. vs. San Francisco	60	March 23, 1957
vs. Notre Dame	60	March 15, 1957
ASSISTS	NO.	DATE
1. vs. Western Kentucky	25	March 16, 1978
2. vs. Indiana State	24	March 26, 1979
vs. Penn	24	March 24, 1979
STEALS	NO.	DATE
1. vs. Kansas	13	March 27, 2009
vs. Duke	13	March 25, 2005
3. vs. Seton Hall	12	March 18, 1994
BLOCKS	NO.	DATE
1. vs. UCLA	8	March 17, 2011
vs. Tennessee	8	March 28, 2010
vs. Gonzaga	8	March 23, 2001



NCAA TOURNAMENT FACTOIDS

CONSECUTIVE NCAA TOURNAMENTS ALL-TIME

SCHOOL	APPEARANCES
1. Kansas	33
2. North Carolina	27
3. Michigan State	25
3. Duke	24
5. Gonzaga	24

CONSECUTIVE NCAA TOURNAMENTS ACTIVE STREAK

SCHOOL	APPEARANCES
1. Kansas	33
2. Michigan State	25
3. Gonzaga	24
4. Purdue	8
5. Houston	5

NCAA CHAMPIONSHIPS

SCHOOL	TITLES
1. UCLA	11
2. Kentucky	8
3. North Carolina	6
4. Duke	5
Indiana	5
Connecticut	5
7. Kansas	4
8. Villanova	3
Louisville	3

10. Seven tied at 2, including MSU

FINAL FOUR APPEARANCES

SCHOOL	APPEARANCES
1. North Carolina	21
2. UCLA	18
3. Kentucky	17
4. Duke	17
5. Kansas	16
6. Ohio State	10
Michigan State	10
8. Louisville	8
Indiana	8

FINAL FOUR APPEARANCES SINCE 1999

SCHOOL	APPEARANCES
1. Michigan State	8
2. North Carolina	7
3. Kansas	6
Duke	6
Connecticut	6
6. Florida	4
Kentucky	4
Villanova	4
UCLA	4

NCAA TOURNAMENT WINNING PCT.

SCHOOL	PCT. (W-L)
1. Duke	.748 (119-40)
2. North Carolina	.728 (131-49)
3. UCLA	.719 (110-43)
4. Kentucky	.707 (130-54)
5. Kansas	.703 (116-49)
6. Florida	.703 (45-19)
7. Michigan	.686 (59-27)
8. Michigan State	.685 (61-28)
9. Connecticut	.670 (63-31)
10. Indiana	.654 (68-36)

CONSECUTIVE FINAL FOUR APPEAR.

COACH	APPEARANCES
1. John Wooden	9
2. Mike Krzyzewski	5
3. Eight tied at 3, including Tom Izzo	

NCAA TOURNAMENT SERIES RECORDS

OPPONENT	MSU RECORD	OPPONENT	MSU RECORD
Ala.-Birmingham	0-1	Mount St. Mary's	1-0
Alabama State	1-0	Nevada	0-1
Arizona	0-1	New Mexico State	1-0
Bradley	1-0	North Carolina	0-5
Bucknell	1-0	North Carolina State	0-1
Butler	0-1	Northern Iowa	1-0
Cincinnati 0-1		Notre Dame	2-0
Colorado	1-0	Oklahoma	2-0
Connecticut	1-1	Old Dominion	1-0
Delaware	1-0	Pennsylvania	1-0
Davidson	1-0	Pittsburgh	1-0
Duke	2-5	Princeton	1-0
Eastern Michigan	1-0	Providence	1-0
Florida	2-0	Robert Morris	1-0
Fresno State	1-0	Saint Louis	1-0
George Mason	0-1	San Francisco	0-1
Georgetown	1-0	Seton Hall	1-0
Georgia	1-0	Southern Cal	1-0
Georgia Tech	0-1	SW Missouri State	1-0
Gonzaga	1-0	Syracuse	1-1
Harvard	1-0	Temple	2-0
Indiana State	1-0	Tennessee	1-0
Iowa State	1-0	Texas	0-1
Kansas	1-2	Texas Tech	1-0
Kansas State	0-1	UCLA	0-2
Kentucky	3-1	UC-Santa Barbara	1-0
Lamar	1-0	USC	1-0
LIU Brooklyn	1-0	Utah	1-1
Louisiana State	2-0	Valparaiso	2-0
Louisville	2-2	Vermont	1-0
Marquette	3-0	Virginia	2-0
Maryland	2-0	Washington	1-0
Memphis	1-1	Weber State	0-1
Miami	1-0	Western Kentucky	1-0
Middle Tennessee State	0-1	Wisconsin	1-0
Minnesota	1-0	UW-Green Bay	1-0
Mississippi	1-0		

TOURNAMENT SITE WIN-LOSS RECORDS

SITE	MSU RECORD	SITE	MSU RECORD
Atlanta, Ga.	2-0	Milwaukee, Wis.	2-0
Auburn Hills, Mich.	4-0	Minneapolis, Minn.	2-2
Austin, Texas	2-0	Murfreesboro, Tenn.	1-0
Charlotte, N.C.	2-0	New Orleans, La.	0-1
Cleveland, Ohio	2-0	New York, N.Y.	1-2
Columbus, Ohio	4-0	Phoenix, Ariz.	0-1
Dayton, Ohio	4-3	Salt Lake City, Utah	2-0
Denver, Colo.	2-0	San Antonio, Texas	1-1
Des Moines, Iowa	2-0	St. Louis, Mo.	4-2
Detroit, Mich.	2-2	St. Petersburg, Fla.	1-2
Evanston, Ill.	1-1	Seattle, Wash.	0-1
Greensboro, N.C.	0-1	Spokane, Wash.	4-0
Greenville, S.C.	1-1	Syracuse, N.Y.	0-1
Hartford, Conn.	2-0	Tallahassee, Fla.	2-0
Houston, Texas	0-2	Tampa, Fla.	2-1
Indianapolis, Ind.	7-4	Tucson, Ariz.	1-1
Kansas City, Mo.	0-3	Tulsa, Okla.	1-1
Knoxville, Tenn.	2-0	Washington, D.C.	2-1
Lexington, Ky.	2-0	Winston-Salem, N.C.	1-1
Memphis, Tenn.	2-0		

ALL-TIME FINAL FOUR APPEARANCES


COACH	APPEARANCES
1. Mike Krzyzewski	13
2. John Wooden	12
3. Dean Smith	11
4. Roy Williams	9
5. Tom Izzo	8

HIGHEST NCAA TOURNAMENT

COACH	WINNING PERCENTAGE - ACTIVE	PCT. (W-L)
1. Bill Self	.718 (56-22)	
2. John Calipari	.723 (47-18)	
3. Tom Izzo	.696 (55-24)	



* Records adjusted for vacated years

1957 FINAL FOUR



In its first appearance in the NCAA Tournament, it did not take long for Michigan State to find success. In their first game of the tournament, the Spartans took on Notre Dame in Lexington, Ky. MSU took control of the game in the second half and held on through a late Notre Dame rally to advance to the Regional Finals, 85-83. Next up for MSU was the home team, third-ranked Kentucky. The Spartans came back from 12 down at the half to defeat the Wildcats, 80-68, and advance to the Final Four in their first NCAA appearance.

MSU's semifinal game was against top-ranked North Carolina, and the two teams played one of the greatest games in Four Final history. The Spartans battled to the end, but the Tar Heels were just too strong and took the game in three overtimes, 74-70. MSU dropped the consolation game to San Francisco, 67-60, to finish fourth. Johnny Green had an amazing tournament, averaging 19.3 boards per game. His 77 rebounds set an NCAA tournament record for most rebounds in four games, while his average ranks fourth all-time in tournament history. Green earned All-Tournament honors for his performance, and he and Jack Quiggle were also named to the All-Regional Team.



TOP OF PAGE: Coach Forddy Anderson's team included Jack Quiggle, Harry Lux, Larry Hedden, George Ferguson, Chuck Bencie and Bob Anderegg. **FAR ABOVE LEFT:** Larry Hedden posted a double-double against North Carolina in the 1957 Final Four. **ABOVE AND LEFT:** Johnny Green and Jack Quiggle earned NCAA Tournament All-Regional honors in 1957.

NATIONAL SEMIFINAL

NORTH CAROLINA 74 - MICHIGAN STATE 70 (3OT)

March 22, 1957 - Kansas City, Mo.

MICHIGAN STATE	FG	FT	REB	PF	TP
Jack Quiggle	6-21	8-10	10	1	20
Johnny Green	4-12	3-6	19	2	11
George Ferguson	4-8	2-3	1	5	10
Larry Hedden	4-20	6-7	15	5	14
Pat Wilson	0-3	2-2	5	1	2
Robert Anderegg	2-7	3-6	3	2	7
Chuck Bencie	1-6	0-0	2	1	2
David Scott	2-3	0-2	3	1	4
TOTALS	23-80	24-36	65	18	70

NORTH CAROLINA	FG	FT	REB	PF	TP
Lennie Rosenbluth	11-42	7-9	3	1	29
Bob Cunningham	9-18	3-5	12	5	21
Pete Brennan	6-16	2-4	17	5	14
Tommy Kearns	1-8	4-5	6	4	6
Joe Quigg	0-1	2-3	4	5	2
Danny Lotz	0-0	0-1	4	1	0
Bob Young	1-3	0-1	2	1	2
Roy Searcy	0-0	0-0	1	0	0
TOTALS	28-88	18-28	54	22	74

Halftime: 29-29

First overtime: 64-64

Officials: Ogden and Lightner

Regulation score: 58-58

Second overtime: 66-66

Attendance: N/A

NATIONAL CONSOLATION

SAN FRANCISCO 67 - MICHIGAN STATE 60

March 23, 1957 - Kansas City, Mo.

MICHIGAN STATE	FG	FT	REB	PF	TP
Johnny Green	4-9	1-1	13	5	9
George Ferguson	4-11	6-9	11	2	14
Larry Hedden	4-10	1-2	5	5	9
Pat Wilson	3-6	0-1	0	1	6
Harry Lux	2-2	1-1	3	2	5
Robert Anderegg	2-8	3-4	4	5	7
David Scott	2-6	0-1	3	1	4
Chuck Bencie	0-5	0-0	4	1	0
Jack Quiggle	2-6	2-2	4	1	6
TOTALS	23-63	14-21	60	23	60


SAN FRANCISCO	FG	FT	REB	PF	TP
Art Day	6-14	0-3	6	3	12
Al Dunbar	4-9	1-4	3	4	9
Gene Brown	8-18	6-11	7	3	22
Mike Farmer	4-12	8-9	2	1	16
Mike Preaseau	2-6	4-4	6	4	8
Jack King	0-2	0-0	0	2	0
Bill Mallen	0-0	0-0	1	0	0
Dave Lillevand	0-1	0-0	1	0	0
TOTALS	24-62	19-31	35	17	67

Halftime: San Francisco, 33-30

Officials: Ogden and Lightner

Attendance: N/A





Michigan State opened its championship run with a 95-64 pounding of Lamar, led by Earvin Johnson's triple-double and Greg Kelsner's 31 points. After defeating LSU, MSU met up with top seed Notre Dame in the Regional Final in what was being called the game to decide the NCAA Championship. The Spartans jumped out to a big lead early

en route to an 80-68 victory. Kelsner led the way with 34 points, earning All-Region MVP honors, while Johnson joined him on the All-Regional Team.

In the Final Four, the Spartans took on Pennsylvania, who entered the tournament as a nine seed. Johnson recorded his second triple-double of the tournament as MSU led 50-17 at the half, finishing with a tournament team record of 101 points in a 101-67 win. In the championship game, the Spartans took on No. 1-ranked and unbeaten Indiana State, led by Larry Bird. The Spartans jumped out to a big first-half lead on their way to capturing the school's first National Championship, 75-64. Kelsner and Johnson were both named to the All-Tournament Team, while Johnson was named Most Outstanding Player and earned a spot on the All-Decade Team.



TOP and ABOVE LEFT: Earvin "Magic" Johnson helped Michigan State advance to the championship game by recording the only triple-double in Spartan Final Four history. **ABOVE RIGHT:** Greg Kelsner helped hold Larry Bird to just 7-of-21 shooting in the championship game, while averaging 23.5 points in two games.

NATIONAL SEMIFINAL

NO. 2 MICHIGAN STATE 101 - NO. 9 PENN 67

March 24, 1979 - Salt Lake City, Utah

MICHIGAN STATE	FG	FT	REB	PF	TP	A	TO	B	S	MIN
Michael Brkovich, f	6-10	0-0	1	4	12	3	1	0	1	23
Greg Kelsner, f	12-19	4-6	9	2	28	3	3	4	1	33
Ron Charles, c	2-2	0-0	6	0	4	0	2	2	0	19
Terry Donnelly, g	3-5	0-0	3	0	6	3	0	0	0	24
Earvin Johnson, g	9-10	11-12	10	2	29	10	4	0	3	35
Jay Vincent	0-1	3-4	1	2	3	0	1	0	0	9
Rob Gonzalez	1-5	0-0	3	2	2	1	3	0	1	22
Michael Longaker	2-2	0-0	2	0	4	1	1	0	2	10
Greg Lloyd	0-2	6-7	1	1	6	1	2	0	2	7
Rick Kaye	2-2	1-3	2	1	5	1	1	0	0	7
Jaimie Huffman	0-0	0-1	2	2	0	1	1	0	0	5
Gerald Gilkie	0-1	0-0	1	1	0	0	0	0	0	3
Don Brkovich	1-1	0-1	1	1	2	0	0	0	0	3
Team			3							
TOTALS	38-60	25-34	45	22	101	24	19	6	10	200

PENNSYLVANIA	FG	FT	REB	PF	TP	A	TO	B	S	MIN
Tony Price, f	7-18	4-4	7	5	18	0	2	0	1	21
Tim Smith, f	0-6	0-0	0	5	0	0	2	0	0	19
Matt White, c	5-12	3-4	11	1	13	1	1	0	1	27
James Salters, g	1-5	0-0	1	2	2	3	2	0	0	25
Bobby Willis, g	4-13	1-3	6	2	9	6	5	1	3	30
Vincent Ross	2-6	0-0	6	3	4	0	2	1	0	17
Ken Hall	3-8	0-1	2	2	6	1	3	0	2	14
Angelo Reynolds	1-3	0-0	0	3	2	0	0	0	0	2
Tom Leifsen	0-1	1-2	4	0	1	0	2	0	0	16
Ted Flick	0-6	6-6	2	3	6	1	1	0	1	15
David Jackson	1-2	4-4	1	0	6	0	3	0	0	8
Ed Kuhl	0-2	0-0	0	0	0	0	1	0	0	3
Tom Condon	0-0	0-0	2	2	0	0	0	0	0	3
Team			2							
TOTALS	24-82	19-24	44	31	67	12	24	2	8	200

Halftime: Michigan State, 50-17

Officials: Buckiewicz, Weiler and Silvester

Attendance: N/A

NATIONAL CHAMPIONSHIP

NO. 2 MICHIGAN STATE 75 - NO. 1 INDIANA STATE 64

March 26, 1979 - Salt Lake City, Utah

MICHIGAN STATE	FG	FT	REB	PF	TP	A	TO	B	S	MIN
Michael Brkovich, f	1-2	3-7	4	1	5	1	5	0	0	40
Greg Kelsner, f	7-13	5-6	8	4	19	9	1	2	2	32
Ron Charles, c	3-3	1-2	7	5	7	0	1	0	1	31
Terry Donnelly, g	5-5	5-6	4	2	15	0	2	0	1	39
Earvin Johnson, g	8-15	8-10	7	3	24	5	6	0	1	35
Jay Vincent	2-5	1-2	2	4	5	0	1	0	1	19
Rob Gonzalez	0-0	0-0	0	0	0	0	0	0	0	3
Michael Longaker	0-0	0-0	0	0	0	0	0	0	0	1
Team			2							
TOTALS	26-43	23-33	34	19	75	15	16	2	6	200


INDIANA STATE	FG	FT	REB	PF	TP	A	TO	B	S	MIN
Brad Miley, f	0-0	0-1	3	1	0	0	0	0	0	25
Alex Gilbert, f	2-3	0-4	4	4	4	0	1	1	0	21
Larry Bird, f	7-21	5-8	13	3	19	2	6	1	5	40
Carl Nicks, g	7-14	3-6	2	5	17	4	2	0	1	36
Steve Reed, g	4-9	0-0	0	4	8	9	0	0	0	36
Bob Heaton	4-14	2-2	6	2	10	2	0	0	0	22
Leroy Staley	2-2	0-1	3	2	4	0	0	0	0	18
Rich Nemcek	1-1	0-0	0	3	2	1	1	0	0	2
Team			3							
TOTALS	27-64	10-22	34	24	64	18	10	2	6	200

Halftime: Michigan State, 37-28

Officials: Nichols, Muncy, and Wirtz

Attendance: 15,410

1999 FINAL FOUR



Michigan State returned to the NCAA Tournament in 1999 with lofty aspirations. For just the second time in school history, MSU was a No. 1 seed. The Spartans easily handled Mount St. Mary's in the first round, 76-53. The second round was more of a challenge, as the Spartans fought off a stubborn Ole Miss squad, 74-66. In the Sweet 16, State took on Oklahoma in a defensive struggle, pulling away late for a 54-46 victory.

In the Regional Final, MSU played national power and defending National Champion Kentucky. Twenty-one years earlier, the Wildcats kept MSU out of the Final Four, defeating the Spartans in the 1978 Regional Final. MSU fell behind early, 17-4, but rallied to close the gap to one at the half. The comeback was completed in the second half as Morris Peterson's 19 points and 10 rebounds led four players in double figures. The Midwest Regional's Most Outstanding Player, Peterson knocked down six straight free throws in the last 30 seconds to clinch a 73-66 win. Peterson was joined on the All-Regional Team by A.J. Granger and Mateen Cleaves.

In its first Final Four appearance since 1979, MSU took on Duke in the semifinal game. The Blue Devils led by only two at half, but cold shooting doomed MSU in the second, falling 68-62.

NATIONAL SEMIFINAL

NO. 1 DUKE 68 - NO. 1 MICHIGAN STATE 62

March 27, 1999 - St. Petersburg, Fla.

MICHIGAN STATE	FG	3FG	FT	O-D-R	PF	TP	A	T	B	S	MIN
Antonio Smith, f	3-7	0-0	0-0	5-5-10	5	6	0	0	0	0	34
Jason Klein, f	2-6	1-3	0-0	1-1-2	2	5	0	0	0	0	14
Andre Hutson, f	6-8	0-0	1-1	1-4-5	2	13	1	1	0	0	24
Mateen Cleaves, g	5-16	2-9	0-2	2-1-3	3	12	10	5	0	1	36
Charlie Bell, g	0-2	0-0	2-4	2-1-3	3	2	1	1	0	0	23
Morris Peterson	6-17	0-2	3-4	4-4-8	5	15	1	0	0	2	30
Thomas Kelley	2-8	0-1	0-0	1-3-4	2	4	0	0	0	1	14
A.J. Granger	2-6	1-3	0-0	1-3-4	2	5	0	1	0	0	20
Doug Davis	0-0	0-0	0-0	0-0-0	0	0	0	1	0	0	5
Team	1-0-1										
TOTALS	26-70	4-18	6-11	18-22-40	24	62	13	9	0	5	200

DUKE	FG	3FG	FT	O-D-R	PF	TP	A	T	B	S	MIN	
Chris Carrawell, f	3-8	1-1	6-12	1-3	4	0	13	1	3	0	30	
Shane Battier, f	2-5	0-3	1-2	4-2	6	3	5	1	1	2	1	33
Elton Brand, c	7-10	0-0	4-5	4-11	15	4	18	1	3	1	0	29
William Avery, g	6-14	2-4	0-1	1-4	5	0	14	0	4	0	1	35
Trajan Langdon, g	3-9	1-4	0-1	2-4	6	2	7	3	1	0	0	37
Corey Maggette	3-7	0-1	3-6	2-2	4	0	9	0	0	0	0	17
Chris Burgess	0-1	0-0	0-0	2-2	2	0	1	0	2	0	12	
Nate James	1-2	0-0	0-0	0-0	0	2	0	0	0	0	1	7
Team	0-0											
TOTALS	25-56	4-13	14-27	16-28	44	11	68	7	12	5	3	200

Halftime: Duke, 32-30

Officials: David Libbey, Curtis Shaw, John Cahill Attendance: 41,340



FAR RIGHT: Morris Peterson led MSU with 15 points. RIGHT: Andre Hutson scored 13 against All-American Elton Brand. TOP: Tom Izzo and Antonio Smith celebrate a victory over UK in the Midwest Regional Final, advancing to the Final Four. ABOVE RIGHT: Spartan fans enjoyed the Florida sun. ABOVE: Smith scores two points on this emphatic dunk.



NATIONAL SEMIFINAL

NO. 1 MICHIGAN STATE 53 - NO. 8 WISCONSIN 41

April 1, 2000 - Indianapolis, Ind.

MICHIGAN STATE	FG	3FG	FT	O-D-R	PF	TP	A	TO	B	S	MIN
Andre Hutson, c	3-7	0-0	4-5	6-4-10	2	10	0	3	0	0	32
Morris Peterson, f	7-15	2-8	4-4	3-4-7	3	20	0	1	0	1	33
A.J. Granger, f	0-3	0-1	1-2	1-6-7	4	1	1	3	0	0	32
Mateen Cleaves, g	1-7	0-0	9-11	0-4-4	3	11	1	4	0	2	36
Charlie Bell, g	2-9	0-3	0-0	2-6-8	2	4	2	2	0	0	30
Jason Richardson	0-0	0-0	0-0	0-0-0	1	0	0	0	0	0	10
David Thomas	0-0	0-0	0-0	0-0-0	0	0	0	0	0	0	3
Mike Chappell	2-4	0-2	1-1	0-0-0	1	5	0	0	2	0	9
Aloysius Anagnonye	1-1	0-0	0-0	1-1-2	2	2	0	1	0	0	12
Adam Ballinger	0-0	0-0	0-0	0-1-1	0	0	0	0	1	0	3
Team	1-2-3										
TOTALS	16-46	2-14	19-23	14-28-42	18	53	4	14	3	3	200

WISCONSIN	FGA	3FG	FT	O-D-R	PF	TP	A	TO	B	S	MIN
Andy Kowske, f	1-2	0-0	0-2	0-0-0	4	2	0	0	4	0	20
Mike Kelley, f	1-2	0-1	0-0	0-7-7	3	2	3	0	0	2	30
Mark Vershaw, c	2-11	0-1	1-1	1-1-2	3	5	3	1	0	0	31
Jon Bryant, g	1-5	0-3	0-0	0-1-1	3	2	1	2	0	0	27
Roy Boone, g	6-9	1-1	5-6	1-2-3	2	18	0	5	0	0	25
Charlie Willis	1-4	0-1	0-0	0-1-1	2	2	0	0	0	0	19
Duany Duany	0-2	0-1	0-0	0-0-0	0	0	0	1	0	0	11
Maurice Linton	0-4	0-1	0-0	0-1-1	0	0	0	2	0	0	10
Travon Davis	1-1	1-1	1-2	0-2-2	2	4	1	0	0	0	10
Kirk Penney	2-3	2-3	0-0	0-2-2	0	6	0	0	0	0	14
Erik Faust	0-0	0-0	0-0	0-0-0	0	0	0	0	0	0	1
Robert Smith	0-0	0-0	0-0	0-0-0	0	0	0	0	0	0	1
Julian Swartz	0-0	0-0	0-0	0-0-0	0	0	0	0	0	0	1
Team	0-1-1										
TOTALS	15-43	4-13	7-11	2-18-20	19	41	8	11	4	2	200

Halftime: Michigan State, 19-17

Officials: John Clougherty, Andre Patillo, Tim Higgins

Attendance: 43,116

NATIONAL CHAMPIONSHIP

NO. 1 MICHIGAN STATE 89 - NO. 5 FLORIDA 76

April 3, 2000 - Indianapolis, Ind.

MICHIGAN STATE	FG	3FG	FT	O-D-R	PF	TP	A	TO	B	S	MIN
Andre Hutson, c	2-4	0-0	2-2	0-1-1	4	6	3	1	0	0	23
Morris Peterson, f	7-14	3-8	4-6	1-1-2	3	21	5	3	0	1	32
A.J. Granger, f	7-11	3-5	2-2	2-7-9	2	19	1	2	0	0	34
Mateen Cleaves, g	7-11	3-4	1-1	0-2-2	1	18	4	2	0	0	31
Charlie Bell, g	3-6	1-2	2-3	3-5-8	2	9	5	2	0	2	33
Jason Richardson	4-7	0-0	1-2	1-1-2	1	9	0	0	0	1	16
Aloysius Anagnonye	0-0	0-0	0-0	2-1-2	4	0	0	2	1	0	12
Mike Chappell	2-4	1-3	0-0	1-0-1	0	5	0	1	0	1	7
Adam Ballinger	1-1	0-0	0-0	0-0-0	2	2	0	0	0	0	7
David Thomas	0-0	0-0	0-0	1-0-1	1	0	1	1	0	0	5
Brandon Smith	0-0	0-0	0-0	0-0-0	0	0	0	0	0	0	0
Steve Cherry	0-0	0-0	0-0	0-0-0	0	0	0	0	0	0	0
Mat Ishbia	0-1	0-0	0-0	0-0-0	0	0	0	0	0	0	0
Team	1-2-3										
TOTALS	33-59	11-22	12-16	12-20-32	20	89	19	14	1	5	200

FLORIDA	FG	3FG	FT	O-D-R	PF	TP	A	TO	B	S	MIN
Brent Wright, f	5-8	0-1	3-5	4-6-10	4	13	4	1	0	1	29
Mike Miller, f	2-5	1-2	5-6	1-2-3	0	10	2	2	0	0	31
Udonis Haslem, c	10-12	0-0	7-7	2-0-2	4	27	0	3	1	0	28
Teddy Dupay, g	0-4	0-2	0-0	0-0-0	2	0	1	0	0	0	15
Justin Hamilton, g	0-1	0-1	0-0	0-0-0	1	0	0	0	0	0	14
Brett Nelson	4-10	3-6	0-0	1-3-4	1	11	3	3	0	2	26
Matt Bonner	0-3	0-2	0-0	1-2-3	1	0	0	0	0	0	7
Kenyan Weaks	1-3	1-1	0-0	1-0-1	2	3	1	1	0	2	22
Donnell Harvey	3-11	0-0	3-4	4-2-6	2	9	0	2	1	0	16
Major Parker	1-3	1-3	0-0	0-0-0	2	3	2	1	0	0	12
Team	1-0-1										
TOTALS	26-60	6-18	18-22	15-15-30	19	76	13	13	2	5	200

Halftime: Michigan State, 43-32

Officials: James Burr, Gerald Boudreaux, David Hall Attendance: 43,116



The 2000 Spartans entered the NCAA Tournament determined to win a National Championship. For the second year in a row, they were a No. 1 seed, led by a trio of experienced seniors, Mateen Cleaves, Morris Peterson and A.J. Granger. The Spartans had little trouble in their first round matchup, holding Valparaiso to 25 percent (13-of-52) shooting in a 65-38 victory. In the second round against Utah, Cleaves scored 21 points to rally MSU from a 35-32 halftime deficit and defeat the Utes, 73-61.


In the Regional Semifinal, MSU took on the fourth-seeded Syracuse Orangemen. SU took a 34-24 halftime lead and led by as many as 11 points with 15 minutes remaining. A halftime locker room tirade by Cleaves must have worked, however, as MSU finished the game by outscoring the Orangemen, 37-9, a run that was capped off with 17 unanswered points. In the Regional Final, No. 2-seed Iowa State held a nine-point lead with a little over five minutes to go. Once again, Michigan State used a late-game rally, outscoring the Cyclones, 23-5, over the final 5:49 in a 75-64 decision. Cleaves, Granger, Peterson and Andre Hutson all found a spot on the All-Regional Team, with Peterson earning Most Outstanding Player honors.

In the Final Four, MSU faced Wisconsin for the fourth time of the season. With a slim 19-17 lead at the break, Peterson took over in the second half, scoring 10 points in a 13-2 run to pull away from the Badgers. Against Florida in the title game, the Spartans opened an 11-point halftime lead. Early in the second half, Cleaves got tangled up with Florida's Teddy Dupay, injuring Cleaves' ankle and forcing him back to the locker room. Leading by six, MSU got five straight points from Mike Chappell and held a bigger lead when Cleaves returned four and a half minutes later. State never looked back, capturing its second National Championship in school history with an 89-76 victory. Cleaves was named Most Outstanding Player of the Final Four and was joined by Charlie Bell, Peterson and Granger on the All-Tournament Team.



ABOVE: The Spartans are presented the 2000 NCAA Championship trophy.

2001 FINAL FOUR



NATIONAL SEMIFINAL

NO. 2 ARIZONA 80 - NO. 1 MICHIGAN STATE 61

March 31, 2001 - Minneapolis, Minn.

MICHIGAN STATE	FG	3FG	FT	O-D-R	PF	TP	A	T	B	S	MIN
David Thomas, f	4-6	0-0	0-0	4-1-5	1	8	2	3	0	1	20
Aloysius Anagnonye, f	0-1	0-0	0-0	1-1-2	4	0	0	0	0	0	8
Andre Hutson, f	9-14	0-0	2-2	2-3-5	2	20	0	2	2	0	37
Charlie Bell, g	1-10	0-6	1-1	1-9-10	1	3	3	5	0	0	36
Jason Richardson, g	2-11	1-4	1-2	1-6-7	2	6	2	2	0	0	28
Marcus Taylor	3-9	1-4	1-2	0-1-1	3	8	2	2	0	1	20
Adam Ballinger	1-1	0-0	0-1	1-1-2	0	2	0	0	1	0	9
Zach Randolph	5-8	0-0	2-4	4-1-5	3	12	0	1	0	0	24
Mike Chappell	0-0	0-0	2-2	0-0-0	1	2	2	0	0	0	12
Brandon Smith	0-0	0-0	0-0	0-0-0	1	0	0	0	0	0	3
Adam Wolfe	0-0	0-0	0-0	0-0-0	0	0	0	0	0	0	1
Jason Andreas	0-0	0-0	0-0	0-0-0	0	0	0	0	0	0	1
Mat Ishbia	0-1	0-0	0-0	0-0-0	0	0	0	0	0	0	1

Team	2-1-3										
TOTALS	25-61	2-14	9-14	16-24-40	18	61	11	15	3	2	200

ARIZONA	FG	3FG	FT	O-D-R	PF	TP	A	T	B	S	MIN
Michael Wright, f	6-10	0-0	1-1	1-2-3	2	13	0	1	1	0	23
Richard Jefferson, f	6-13	3-5	2-4	3-5-8	1	17	2	2	2	2	34
Loren Woods, c	5-13	0-0	1-1	0-8-8	2	11	2	1	3	0	37
Gilbert Arenas, g	4-7	1-2	3-4	1-1-2	2	12	7	1	0	6	27
Jason Gardner, g	6-11	3-7	6-6	0-1-1	1	21	1	1	1	3	38
Eugene Edgersen	3-4	0-0	0-0	3-3-6	1	6	1	0	0	0	17
Luke Walton	0-1	0-0	0-0	0-1-1	0	0	2	2	0	0	16
Justin Wessel	0-0	0-0	0-0	0-0-0	1	0	0	0	0	1	3
Lamont Frazier	0-1	0-0	0-0	0-0-0	1	0	0	0	0	0	4
Travis Hanour	0-0	0-0	0-0	0-0-0	0	0	0	0	0	0	1

Team	0-4-4										
TOTALS	30-60	7-14	13-16	8-25-33	11	80	15	8	7	12	200

Halftime: Arizona, 32-30

Officials: Tim Higgins, Tony Greene, Bob Donato

Attendance: 45,406




TOP: The Spartans celebrate a trip to the 2001 Final Four after defeating Temple. **ABOVE:** Jason Richardson soars in for a basket. **FAR RIGHT:** Zach Randolph was MSU's second-leading scorer with 12 points. **NEAR RIGHT:** Charlie Bell appeared in three Final Fours in his Spartan career.

The defending NCAA Champions, Michigan State entered the 2001 NCAA Tournament as a No. 1 seed for the third straight season. The Spartans were missing 58 points from the 2000 title game, but did boast five seniors, including Charlie Bell and Andre Hutson, who earned postseason honors as juniors. MSU easily defeated Alabama State, 69-35, in the first round before handing Fresno State an 81-65 defeat to advance to the Sweet 16 for a fourth-straight year.

In the Regional Semifinal, MSU took on No. 12 Gonzaga. The Bulldogs had a low seed, yet they were also making their third-straight Sweet 16 appearance with a tournament-tested team. Michigan State fell behind early in the second half, but Bell scored 21 points as the Spartans eventually pulled away. In the Regional Final, State faced another surprise team in 11th-seeded Temple. The Spartans held off the Owls thanks in part to a career-high 19 points from David Thomas. For his efforts, Thomas was named to the All-Regional Team, where he joined All-South Regional Most Outstanding Player Charlie Bell. With a 69-62 victory, MSU's NCAA Tournament record of nine straight victories by double figures was snapped, but the Spartans did become the ninth team to appear in three straight Final Fours and only the third since the field was expanded to 64 teams in 1985.

Unfortunately, MSU ran into a hot Arizona squad in Minneapolis. The Wildcats led by just two points at the half, but outscored the Spartans, 48-31, in the second half en route to an 80-61 victory.





No. 5-seed Michigan State opened the 2005 NCAA Tournament against Old Dominion. The Monarchs held a 42-37 halftime lead, but the Spartans mounted a surge in the last nine minutes to claim victory. In the next round, the Spartans used their depth and athleticism to wear down Vermont, 72-61. In the Sweet 16, MSU used a 16-3 second-half run to pull away from Duke in a 78-68 win.

The Regional Final featured a rematch of the 1999 Elite Eight contest between MSU and Kentucky. The Spartans appeared on their way to St. Louis until UK's Patrick Sparks hit a game-tying 3-pointer at the end of regulation. The first overtime could not produce a winner, sending the game into a second extra period, where MSU scored the first five points en route to a 94-88 win. Shannon Brown was named Most Outstanding Player of the Austin Regional after a 24-point performance, joining Maurice Ager and Paul Davis on the All-Regional team.

Making their fourth trip to the Final Four in seven years, the Spartans held a 38-33 halftime lead over North Carolina. With the game tied at 49, the Tar Heels took control with a 12-0 run, ending MSU's season.



NATIONAL SEMIFINAL

NO. 1 NORTH CAROLINA 87 - NO. 5 MICHIGAN STATE 71

April 2, 2005 - St. Louis, Mo.

MICHIGAN STATE	FG	3FG	FT	O-D-R	PF	TP	A	T	B	S	MIN
Alan Anderson, f	0-4	0-0	0-0	1-3-4	3	0	0	1	0	1	20
Paul Davis, c	6-16	0-1	2-4	5-10-15	3	14	1	3	1	3	33
Shannon Brown, g	6-14	3-6	0-0	0-1-1	2	15	1	4	0	1	29
Drew Neitzel, g	1-3	0-1	0-1	0-3-3	2	2	3	1	0	0	15
Maurice Ager, g	6-18	2-6	10-10	1-2-3	1	24	1	1	1	0	28
Chris Hill	1-6	1-5	0-0	0-1-1	2	3	2	1	0	2	18
Matt Trannon	1-1	0-0	2-2	1-2-3	3	4	0	0	1	1	15
Anthony Hamo	0-0	0-0	0-0	1-0-1	0	0	0	0	0	0	1
Kelvin Torbert	4-11	1-4	0-0	2-3-5	1	9	6	0	1	2	26
Tim Bograkov	0-0	0-0	0-1	1-0-1	1	0	0	0	0	0	6
Drew Naymick	0-1	0-0	0-0	2-2-4	1	0	1	0	0	0	7
Andy Harvey	0-0	0-0	0-0	0-0-0	0	0	0	0	0	0	1
Delco Rowley	0-0	0-0	0-0	0-0-0	0	0	0	0	0	0	1
Team				1-0-1							
TOTALS	25-74	7-23	14-18	15-27-42	19	71	15	12	4	10	200

NORTH CAROLINA	FG	3FG	FT	O-D-R	PF	TP	A	T	B	S	MIN
Jawad Williams, f	9-13	2-5	0-0	1-7-8	1	20	0	0	1	0	23
Rashad McCants, f	7-11	2-3	1-2	2-4-6	1	17	4	3	1	1	28
Sean May, c	9-18	0-0	4-6	2-5-7	2	22	3	3	1	1	31
Raymond Felton, g	6-12	2-6	2-2	1-7-8	2	16	7	5	0	1	35
Jackie Manivel, g	0-1	0-0	0-0	2-1-3	5	0	0	0	0	1	11
Jesse Holley	0-1	0-1	0-0	0-1-1	0	0	0	0	0	0	1
Melvin Scott	0-2	0-2	4-4	0-2-2	1	4	0	0	0	0	16
Reyshawn Terry	1-2	0-1	0-0	0-0-0	0	2	0	0	0	0	3
Quentin Thomas	0-0	0-0	0-0	0-1-1	0	0	1	0	0	0	5
Charlie Everett	0-0	0-0	0-0	0-0-0	0	0	0	0	0	0	1
Wes Miller	0-0	0-0	0-0	0-0-0	0	0	0	0	0	0	1
Marvin Williams	1-6	0-1	0-0	1-7-8	3	2	1	1	1	0	23
David Noel	2-5	0-1	0-3	3-1-4	2	4	2	1	2	1	21
C.J. Hooker	0-0	0-0	0-0	0-0-0	0	0	0	0	0	0	1
Team				1-2-3							
TOTALS	35-71	6-20	11-17	13-38-51	17	87	18	13	6	5	200

Halftime: Michigan State, 38-33

Officials: Bob Donato, Reggie Greenwood, Randy McCall

Attendance: 47,754



LEFT: Edward Jones Stadium was home to the 2005 Final Four. ABOVE: The 2005 Final Four was Tom Izzo's fourth. BELOW (FROM LEFT-RIGHT): Shannon Brown scored 15 points against the Tar Heels. Maurice Ager led all scorers with 24 points. Paul Davis grabbed a game-high 15 rebounds vs. UNC. Kelvin Torbert led MSU with six assists vs. UNC.



2009 FINAL FOUR



The Spartans entered the 2009 NCAA Tournament coming off a great regular season, capturing the Big Ten title with a 15-3 league mark and earning a No. 2 seed in the Midwest Regional. MSU opened the tournament with a dominating 77-62 victory over Robert Morris. In the second round, Travis Walton scored a career-high 18 points to push MSU past a talented USC squad, 74-69.

In the Regional Semifinal, the Spartans trailed Kansas by as many as 13 points in the first half, but rallied in the second frame. A crucial three-point play by Kalin Lucas in the final minute broke a 60-60 tie and gave MSU a 67-62 victory. Standing between Michigan State and a trip to the Final Four was the tournament's overall No. 1-seed Louisville. Neither team led by more than three points in the first half. Leading 37-36 in the second, MSU went on a 21-7 run to take control of the contest. The Spartans held Louisville to just 38.3 percent shooting from the field. Midwest Regional Most Outstanding Player Goran Sutton recorded 19 points and 10 rebounds against the Cardinals in a 64-52 MSU victory.

Having finally reached Detroit, the Spartans faced another No. 1 seed from the BIG EAST Conference, Connecticut. Michigan State made an early statement, jumping out to a 9-2 lead and took a two-point lead into halftime. MSU slowly pulled away in the second half, extending the lead up to 11 in the final four minutes. The Huskies made a last-ditch effort and pulled to within three points in the final 70 seconds, but the Spartans held on for an 82-73 victory.

In the National Championship game, MSU faced its third No. 1 seed of the tournament, North Carolina. The Tar Heels jumped on the Spartans early. MSU attempted to rally in the second half, but eventually fell, 89-72. Sutton closed out his career with a 17-point, 11-rebound effort, earning a spot on the All-Tournament Team, while Lucas also earned a spot on the team, averaging 17.5 points and six assists in the Final Four.



RIGHT: Seniors Goran Sutton and Travis Walton guided MSU to the 2009 championship game.



NATIONAL SEMIFINAL

NO. 2 MICHIGAN STATE 82 - NO. 1 CONNECTICUT 73

April 4, 2009 - Detroit, Mich.

MICHIGAN STATE	FG	3FG	FT	O-D-R	PF	TP	A	TO	BS	S	MIN
Raymar Morgan, f	7-13	0-0	4-6	3-6	9	18	1	0	0	5	30
Delvon Roe, f	2-4	0-0	0-0	4-4	8	2	4	0	0	2	21
Goran Sutton, c	2-5	0-1	0-0	2-5	4	4	2	3	1	2	28
Kalin Lucas, g	7-15	3-6	4-6	0-2	1	21	5	3	0	0	33
Travis Walton, g	1-6	0-0	0-0	0-0	3	2	8	0	0	2	23
Idong Ibok	0-0	0-0	0-0	1-1	2	3	0	1	0	0	6
Chris Allen	1-6	0-2	0-0	1-1	2	0	1	0	1	0	9
Durrell Summers	4-9	1-5	1-1	3-3	6	10	1	1	0	1	23
Draymond Green	3-4	0-0	2-4	1-1	2	5	8	1	1	0	12
Korie Lucious	3-8	2-5	3-3	0-0	0	11	0	0	0	0	9
Marquise Gray	1-2	0-0	0-0	1-1	2	1	2	1	0	0	6
Team				2-0-2							
TOTALS	31-72	6-19	14-20	18-24	25	82	18	11	3	11	200

CONNECTICUT	FG	3FG	FT	O-D-R	PF	TP	A	TO	BS	S	MIN
Jeff Adrien, f	5-10	0-0	3-7	3-4	7	2	13	1	2	2	32
Stanley Robinson, f	5-6	1-1	4-4	3-10	13	3	15	0	5	2	31
Hasheem Thabeet, c	6-13	0-0	5-7	3-3	6	3	17	1	1	2	36
A.J. Price, g	5-20	1-3	4-4	1-5	6	3	15	1	2	0	32
Craig Austrie, g	2-4	0-2	2-2	1-1	2	3	6	2	1	0	37
Donnell Beverly	0-0	0-0	0-0	0-0	0	0	0	0	0	0	2
Kemba Walker	1-5	0-0	3-9	1-1	2	4	5	2	4	0	20
Gavin Edwards	1-1	0-0	0-0	2-2	4	1	2	1	1	1	10
Team				1-0-1							
TOTALS	25-59	2-6	21-33	16-26	42	73	8	16	7	5	200

Halftime: Michigan State, 38-36

Officials: John Cahill, Leslie Jones, Michael Stuart Attendance: 72,456

NATIONAL CHAMPIONSHIP

NO. 1 NORTH CAROLINA 89 - NO. 1 MICHIGAN STATE 72

April 6, 2009 - Detroit, Mich.

MICHIGAN STATE	FG	3FG	FT	O-D-R	PF	TP	A	TO	BS	S	MIN
Raymar Morgan, f	1-2	0-0	2-2	1-0	1	5	4	0	1	0	19
Delvon Roe, f	1-1	0-0	0-1	2-6	3	2	0	1	1	0	17
Goran Sutton, c	7-10	3-4	0-0	3-8	11	3	17	0	3	2	31
Kalin Lucas, g	4-12	0-1	6-8	0-0	0	2	14	7	6	0	35
Travis Walton, g	0-2	0-0	2-2	0-1	1	3	2	3	4	0	24
Idong Ibok	0-0	0-0	0-0	0-1	0	0	0	0	0	0	1
Chris Allen	0-8	0-7	3-5	1-0	1	2	3	1	0	0	17
Austin Thornton	0-1	0-0	2-2	0-3	1	2	0	0	0	0	3
Durrell Summers	4-10	2-6	3-4	2-3	5	13	2	2	1	0	21
Isaiah Dhlman	1-1	0-0	0-0	1-0	1	0	2	0	0	0	1
Draymond Green	2-2	0-0	3-5	2-5	7	3	7	0	2	0	12
Jon Crandell	0-0	0-0	0-0	0-0	0	0	0	0	0	0	1
Korie Lucious	2-5	2-5	0-0	0-0	0	3	6	0	2	0	14
Tom Herzog	0-0	0-0	0-0	0-0	0	0	0	0	0	1	0
Marquise Gray	0-1	0-0	0-0	1-0	2	0	0	0	0	0	3
Team				0-2-2							
TOTALS	22-55	7-23	21-29	13-29	42	72	13	21	5	1	200

NORTH CAROLINA	FG	3FG	FT	O-D-R	PF	TP	A	TO	BS	S	MIN
Deon Thompson, f	3-8	0-0	3-4	0-3	4	9	0	2	0	0	23
Tyler Hansbrough, f	6-14	0-2	6-10	1-6	7	3	18	2	2	0	34
Ty Lawson, g	3-10	0-3	15-18	0-4	0	21	6	1	0	8	37
Danny Green, g	2-4	2-3	0-0	2-1	3	5	6	4	2	0	24
Wayne Ellington, g	7-12	3-3	2-2	2-2	4	19	0	0	0	0	35
Marc Campbell	0-1	0-0	0-0	0-1	0	0	0	0	0	0	1
Bobby Frasor	1-2	0-1	0-0	1-0	1	3	2	1	0	0	23
Larry Drew II	0-1	0-0	0-0	0-0	0	0	0	0	0	0	4
J.B. Tanner	0-0	0-0	0-0	0-0	0	0	0	0	0	0	1
Justin Watts	1-2	0-0	0-0	1-0	1	0	2	0	0	0	1
Ed Davis	5-7	0-0	1-4	2-6	8	11	0	0	0	0	14
Patrick Moody	0-0	0-0	0-0	0-0	0	0	0	0	0	0	1
Mike Copeland	0-0	0-0	0-0	0-0	0	0	0	0	0	0	1
Tyler Zeller	0-0	0-0	1-2	0-1	1	1	0	0	0	0	1
Team				2-0-2							
TOTALS	28-61	5-12	28-40	11-24	35	22	89	13	7	0	200

Halftime: North Carolina, 55-34

Officials: Tom O'Neill, Curtis Shaw, Tony Greene

Attendance: 72,922





For the second time in six years, Michigan State advanced to the Final Four as the No. 5 seed. The Spartans opened the tournament against New Mexico State. The Spartans led by 16 points in the first half, but NMSU fought back to tie the game in the second. MSU's defense then forced nine straight misses and the Spartans hit enough free throws to claim a 70-67 victory.

In the second round, MSU faced Maryland. Kalin Lucas suffered a season-ending injury in the first half, but the Spartans still led by 16 points midway through the second. Of the game's six lead changes, four came in the final 40 seconds. Greivis Vasquez gave Maryland an 83-82 lead with six seconds left. Draymond Green then hustled the ball up court, passing the ball to Korie Lucious at the top of the key, who then nailed the buzzer-beating 3-pointer setting off a wild celebration.

Appearing in their third-straight Sweet 16, the Spartans faced a Northern Iowa team that had just knocked off No. 1 seed Kansas. MSU trailed by four at the half, but once again used strong second-half defense to emerge with a win, holding UNI without a field goal over the final 10:20 of the contest in a 59-52 MSU victory.

Tennessee stood between MSU and a second-straight trip to the Final Four. It started out as an offensive battle, as the game was tied 16-16 just over five minutes in, but turned into a test of defense down the stretch. Durrell Summers hit a 3-pointer with 2:47 left to give MSU a 69-66 lead. But after two Spartan misses and a missed front end of a 1-and-1, Tennessee had the ball in the final seconds with UT trailing 69-68. Hopson hit the first but missed the second. Lucious corralled the miss and pushed the ball up court. He passed to Green, who found Raymar Morgan open underneath the basket. Morgan was fouled and made the first free throw to send MSU to the Final Four with a 70-69 victory.

At the Final Four in Lucas Oil Stadium, MSU faced a hometown Butler squad. The Spartans struggled through an off-shooting night, hitting 42.9 percent from the floor and 55.6 percent from the foul line. Butler shot just 30.6 percent from the floor, but connected on 17-of-24 free throws. MSU had the ball down just one point in the final seconds. The ending was somewhat controversial as Green appeared to be fouled on his jumper from the lane, but no call was made, and the Bulldogs hit free throws to secure a 52-50 victory.

NATIONAL SEMIFINAL

NO. 5 BUTLER 52 - NO. 5 MICHIGAN STATE 50

April 3, 2010 - Indianapolis, Ind.

	FG	3FG	FT	O-D-R	PF	TP	A	TO	BS	S	MIN
Raymar Morgan, f	2-7	0-1	0-2	1-4	5	4	4	1	1	1	23
Delvon Roe, f	2-5	0-0	0-0	1-3	4	4	2	3	1	0	24
Derrick Nix, c	0-0	0-0	0-0	1-0	1	0	1	0	0	0	5
Durrell Summers, g	6-12	1-3	1-2	2-8	10	1	14	0	2	0	38
Korie Lucious, g	3-6	3-6	3-4	0-2	2	12	4	5	0	1	38
Chris Allen	0-0	0-0	0-0	0-0	0	3	0	0	3	0	16
Austin Thornton	0-1	0-0	0-0	0-1	1	0	1	0	0	0	12
Mike Kebler	0-1	0-0	0-0	1-3	4	0	0	1	0	0	7
Draymond Green	4-9	0-1	4-8	0-6	5	12	1	1	2	1	29
Garrick Sherman	1-1	0-0	2-2	0-1	1	4	0	1	0	0	8
Team				2-0	2						
TOTALS	18-42	4-11	10-18	8-28	36	21	50	11	16	4	200

BUTLER	FG	3FG	FT	O-D-R	PF	TP	A	TO	BS	S	MIN	
Gordon Hayward, f	6-14	3-8	4-6	0-9	2	19	0	4	2	2	39	
Willie Veasley, f	2-6	0-3	2-2	4-15	3	6	0	1	0	4	35	
Matt Howard, f	1-7	0-0	2-3	2-0	2	4	0	1	0	1	15	
Shelvin Mack, g	5-9	2-4	2-3	0-2	2	14	1	1	0	1	25	
Ronald Nored, g	0-4	0-0	5-6	1-5	6	5	2	1	0	3	38	
Shawn Vanzant	0-0	0-0	1-2	1-3	4	2	1	2	0	0	18	
Zach Hahn	0-3	0-3	0-0	0-0	0	1	0	0	0	0	9	
Avery Jukes	1-6	0-3	0-0	1-0	1	2	0	0	0	1	18	
Andrew Smith	0-0	0-0	1-2	1-0	1	0	1	0	0	0	3	
Team	1-1-2											
TOTAL S	15-49	5-21	17-24	11-21	32	17	52	5	8	2	12	200

Halftime: Tied 28-28


Officials: Jamie Luckie, Leslie Jones, Michael Stuart

Attendance: 71,298



TOP: Raymar Morgan appeared in two Final Fours as a Spartan. ABOVE LEFT: Midwest Regional Most Outstanding Player Durrell Summers led MSU with a double-double against Butler. ABOVE RIGHT: Not only did Draymond Green score 12 points against the Bulldogs, he added some strong defense, recording two blocks.

2015 FINAL FOUR



NATIONAL SEMIFINAL

NO. 1 DUKE 81 - NO. 7 MICHIGAN STATE 61

April 4, 2015 - Indianapolis, Ind.

MICHIGAN STATE	FG	3FG	FT	O-D-R	PF	TP	A	TO	BS	S	MIN
Branden Dawson, f	5-12	0-0	2-5	3-4-7	4	12	0	5	2	2	30
Gavin Schilling, f	0-0	0-0	0-0	2-0-2	4	0	0	0	0	0	12
Lourawls Nairn Jr., g	0-3	0-0	2-2	0-1-1	3	2	5	0	0	0	19
Travis Trice, g	6-13	2-7	2-3	1-1-2	3	16	5	3	0	0	35
Denzel Valentine, g	7-11	5-9	3-4	1-10-11	1	22	0	2	0	0	37
Marvin Clark Jr.	0-2	0-0	1-2	0-1-1	4	1	0	2	0	0	10
Alvin Ellis III	0-2	0-1	0-0	0-0-0	0	0	0	1	0	0	11
Bryn Forbes	0-4	0-3	0-0	0-1-1	3	0	0	0	0	0	19
Matt Costello	3-5	0-0	0-0	1-2-3	4	6	0	0	1	0	15
Trevor Bohnhoff	0-0	0-0	0-0	0-0-0	0	0	0	0	0	0	1
Keenan Wetzel	0-1	0-0	0-0	0-0-0	0	0	0	0	0	0	1
Colby Wollenman	1-2	0-0	0-0	0-3-3	2	2	0	1	0	1	10
Team				1-1-2							
TOTALS	22-55	7-20	10-16	9-24-33	28	61	10	14	3	4	200

DUKE	FG	3FG	FT	O-D-R	PF	TP	A	TO	BS	S	MIN
Justise Winslow, f	5-7	0-0	9-11	1-8-9	3	19	2	2	0	2	29
Jahlil Okafor, c	7-11	0-0	4-7	3-3-6	2	18	0	2	2	2	30
Quinn Cook, g	6-12	1-3	4-4	0-2-2	3	17	2	0	0	1	35
Tyus Jones, g	3-8	1-3	2-3	0-2-2	2	9	4	1	1	2	38
Matt Jones, g	3-6	0-2	1-2	0-2-2	1	7	2	1	0	2	28
Grayson Allen	2-6	0-2	5-6	1-4-5	3	9	0	1	0	0	17
Amile Jefferson	0-0	0-0	1-2	2-5-7	3	1	0	1	0	0	11
Marshall Plumlee	0-0	0-0	1-2	0-3-3	1	1	0	0	1	0	10
Sean Kelly	0-0	0-0	0-0	0-0-0	0	0	0	0	0	0	1
Nick Pagliuca	0-0	0-0	0-0	0-0-0	0	0	0	0	0	0	1
Team				0-0-0							
TOTALS	26-50	2-10	27-37	7-29-36	18	81	10	8	4	9	200

Halftime: Duke, 36-25

Officials: Pat Adams, Bryan Kersey, Mike Eades

Attendance: 72,238



NCAA East Regional Most Outstanding Player Travis Trice scored 16 points against Duke.



Michigan State advanced to its nation's-best seventh Final Four in the last 17 seasons. In the second round, four Spartans scored in double figures as MSU defeated Georgia, 70-63. The third round was a rematch of the 2014 Sweet 16 vs. Virginia. Once again, the Spartans dispatched the ACC regular-season champions by limiting UVA to 29.8 percent shooting. Travis Trice led MSU with 23 points, and Branden Dawson dominated with 15 points, nine rebounds and four blocks. The 60-54 win gave MSU its nation's-best seventh Sweet 16 in the last eight seasons.

In the East Regional, the Spartans rallied from a pair of halftime deficits to advance. Against Oklahoma in the Sweet 16, MSU trailed by 10 in the first half, but Trice and Denzel Valentine scored 27 combined second-half points to help defeat the Sooners. Playing in the Elite Eight for a second-straight season, MSU trailed Louisville by eight points at the half. An inspired defensive effort allowed the Spartans to get back into the game, and with less than three minutes remaining, MSU led by five points. Louisville answered and had a chance to take the lead in the final five seconds, but made just one of two free throws to send the game into overtime. Bryn Forbes scored MSU's first five points of the extra stanza as the Spartans opened with a 7-1 spurt, and Dawson's putback with 28 seconds left sealed the 76-70 overtime win for the Spartans. MSU's defense held Louisville to just six field goals after the half. Trice scored a team-high 17 points to earn East Regional MVP honors, while Valentine was named to the All-Tournament Team.

In the National Semifinal, MSU made its first five shots, including four 3-pointers, in sprinting out to a 14-6 lead, but eventual National Champion Duke battled back and held a 36-25 lead at the half en route to an 81-61 victory. Valentine led MSU with 22 points and 11 rebounds, including hitting five 3-pointers.

2019 FINAL FOUR

MICHIGAN STATE

125

POSTSEASON HISTORY

SPARTANS

MSUSPARTANS.COM



NATIONAL SEMIFINAL

NO. 3 TEXAS TECH 61 - NO. 2 MICHIGAN STATE 51

April 6, 2019 - Minneapolis, Minn.

TEXAS TECH	FG	3FG	FT	O-D-R	PF	TP	A	TO	BS	S	MIN
Tariq Owens, f	3-4	1-2	0-0	0-4-4	2	7	0	0	3	1	22
Norense Odiase, f	0-0	0-0	2-4	3-6-9	3	2	2	0	0	2	24
Matt Mooney, g	8-16	4-8	2-2	0-3-3	3	22	1	1	0	1	36
Jarrett Culver, g	3-12	1-3	3-6	0-5-5	3	10	2	3	1	0	33
Davide Moretti, g	2-6	1-4	0-0	0-2-2	1	5	0	2	0	0	38
Kyler Edwards	2-5	1-2	1-1	0-4-4	3	6	1	0	0	0	19
Brandone Francis	4-8	1-4	0-0	0-2-2	3	9	2	0	0	0	25
Deshawn Corprew	0-0	0-0	0-0	0-1-1	0	0	0	1	0	0	3
Team				0-0-0							
TOTALS	22-51	9-23	8-13	3-27-30	18	61	8	7	4	4	200

MICHIGAN STATE	FG	3FG	FT	O-D-R	PF	TP	A	TO	BS	S	MIN
Aaron Henry, f	3-3	1-1	4-4	1-2-3	2	11	0	0	0	0	26
Xavier Tillman, f	2-6	1-1	2-3	3-5-8	4	7	1	2	1	0	36
Kenny Goins, f	0-4	0-4	0-0	1-7-8	1	0	2	1	1	0	34
Cassius Winston, g	4-16	2-8	6-6	0-2-2	4	16	2	4	0	1	40
Matt McQuaid, g	4-11	3-7	1-2	0-2-2	2	12	1	1	0	0	37
Foster Loyer	0-0	0-0	0-0	0-0-0	0	0	0	0	0	0	0+
Gabe Brown	0-3	0-3	0-0	1-4-5	0	0	0	0	0	0	14
Thomas Kithier	0-0	0-0	0-0	0-0-0	0	0	0	0	0	0	0+
Nick Ward	2-4	0-0	1-3	1-3-4	2	5	0	2	0	0	13
Team				1-3-4							
TOTALS	15-47	7-24	14-18	8-28-36	15	51	6	11	2	1	200

Halftime: Texas Tech, 23-21
Officials: Bo Boroski, Jeff Anderson, Doug Shows
Attendance: 72,711



Michigan State advanced to its nation's-best eighth Final Four in the last 21 seasons. In the first round, Cassius Winston scored a game-high 26 points to lead three players in double figures as MSU defeated Bradley, 76-64. The second round brought a familiar foe, as the Spartans matched up against fellow Big Ten Conference school Minnesota. Xavier Tillman scored a team-high 14 points as six players had at least nine points and MSU opened up a 14-point halftime lead (33-19) en route to a 70-50 win. The Spartans limited Minnesota to 30.5 percent shooting, including 21.9 percent in the first half, to reach the Sweet 16 for the 20th time in program history and the 14th time under Head Coach Tom Izzo.

In the East Regional, the Spartans scored the first eight points of the game and never trailed in an 80-63 win over No. 3 seed LSU. Freshman forward Aaron Henry scored a career-high 20 points and had eight rebounds, classmate Gabe Brown added 15 points and Winston finished with 17 points and eight assists as the Spartans reached the Elite Eight for the 10th time in program history. In the East Regional Final, Kenny Goins hit the go-ahead 3-pointer with 34 seconds left to give MSU a 68-67 win over top-seeded Duke as the Spartans reached their 10th Final Four. Winston had 20 points and 10 assists, while Tillman added 19 points and nine rebounds. Winston was named the East Regional Most Outstanding Player and Tillman was selected to the East Regional All-Tournament Team.

In the National Semifinal, MSU struggled to find its offensive rhythm in a 61-51 loss to Texas Tech. The Spartans cut the lead to 52-51 with 2:54 left, but did not score again as the Red Raiders pulled away. Winston led the way with 16 points, while McQuaid added 12 points and Henry finished with 11.



NCAA East Regional Most Outstanding Player Cassius Winston averaged 18.4 points and 6.6 assists in five games.



media information



UNIVERSITY ADMINISTRATION

Board Of Trustees



REMA VASSAR
Chair - Detroit



DAN KELLY
Vice Chair - Clarkston



DIANNE BYRUM
Ferrysburg



DENNIS DENNO
East Lansing



RENEE KNAKE JEFFERSON
East Lansing
For biographical information, visit <http://trustees.msu.edu>



SANDY PIERCE
Northville
For biographical information, visit <http://trustees.msu.edu>



BRIANNA T. SCOTT
Muskegon



KELLY TEBAY
Ann Arbor

THERESA K. WOODRUFF, Ph.D
Interim President | Michigan State University



Interim President Teresa K. Woodruff, Ph.D., is a leader in higher education and an internationally recognized biologist specializing in reproductive science.

Serving as Michigan State University's chief executive since Nov. 4, 2022, Woodruff leads MSU's 168-year-old mission of education, research and outreach and the implementation of the university's 2030 strategic plan. She also holds the position of MSU Research Foundation Professor in the Department of Obstetrics, Gynecology and Reproductive Biology and the Department of Biomedical Engineering.

As interim president, Woodruff's focus is on advancing the university's strategic initiatives, building trust, enabling excellence and affirming transparency, clarity and authenticity. She has built strong partnerships and relationships both internally and externally, including with faculty, staff, students, alumni, state and federal legislators, campus partners, donors and the university community writ large. This work is leading to newly invigorated physical spaces on campus, including active work on a new dairy, greenhouses,

the MSU Museum, a new plant science building, a multidimensional engineering and digital innovation center and a multicultural center.

Crafting a vision for the campus through statements of purpose, shared values and outcomes measured with resource allocation and successful philanthropic work are ways in which this interim president inspires the MSU community as it looks toward the future. Woodruff's approach to leading a community of approximately 50,000 students, 12,000 faculty and staff and an alumni network of more than half a million is collaborative and communicative to meet the university's mission "to advance knowledge and transform lives by providing outstanding undergraduate, graduate and professional education; conducting research of the highest caliber; and advancing outreach, engagement and economic activities."

Woodruff previously served as provost and executive vice president for academic affairs at MSU. As chief academic officer, Woodruff provided leadership for matters related to academic programs, research and outreach involving faculty, students and academic staff. She oversaw the quality of the instruction, scholarship and leadership development at the university through collaborative work with deans, faculty and student leaders.

Prior to joining MSU in August 2020, Woodruff served as the dean and associate provost for graduate education in The Graduate School at Northwestern University and held the Watkins Professorship in the Department of Obstetrics and Gynecology. In 2006, she coined the term "oncofertility" to describe the merging of two fields: oncology and fertility preservation. Working at the national level, Woodruff championed a new National Institutes of Health policy mandating the inclusion of both male and female biological variables in fundamental research.

As a leading research scientist, teacher and mentor, Woodruff was awarded the Presidential Award for Excellence in Science Mentoring by former President Barack Obama in an Oval Office ceremony. She holds 17 U.S. patents, is the past president of the Endocrine Society and was the editor-in-chief of the journal *Endocrinology*. She has published more than 400 papers and edited or authored seven books.

Woodruff is an elected fellow of the American Academy of Arts and Sciences (2020); the National Academy of Medicine (2018); the National Academy of Inventors (2018); the American Institute for Medical and Biomedical Engineering (2017); the Guggenheim Memorial Foundation (2017); and the American Association for the Advancement of Science (2006). In 2022, she was named a Distinguished Woman in Higher Education Leadership by the Michigan Chapter of the American Council of Education and in 2023 she was recognized by the MSU Council of Graduate Students with its "Above and Beyond Administrative Leadership Award." She is nationally active in leadership roles including the National Academies' Action Collaborative on Preventing Sexual Harassment in Higher Education and the National Academy of Medicine Climate Change, Human Health and Equity Group.

She holds honorary degrees from Bates College and the University of Birmingham School of Medicine and has delivered commencement addresses at numerous institutions. Woodruff is civically active and a member of the Economic Club of Chicago and a former board member of Adler Planetarium and the Young Women's Leadership Charter School.

Alan Haller | Athletics Director



A professional administrator with more than 25 years of experience in athletics, law enforcement and higher education, Alan Haller was appointed Vice President and Director of Intercollegiate Athletics on Sept. 1, 2021.

A former MSU football player and member of the track and field team as well as a former cornerback in the NFL, Haller joined MSU Athletics in 2010, following a 13-year career with the MSU Department of Police and Public Safety.

The Spartans won three Big Ten Championships in 2022-23, the most for the department since 2013-14, and six teams earned team NCAA postseason bids. The women's soccer team had its most successful season in history, winning a school-record 17 games, reaching the second round of the NCAA Tournament, and claiming the first officially recognized regular-season Big Ten title in program history. The women's cross country team

won its third Big Ten Championship in four years and the gymnastics program delivered another record-breaking season, winning its first-ever Big Ten regular-season title while finishing No. 11 in the final rankings. The men's basketball team extended its Big Ten record with its 25th consecutive appearance in the NCAA Tournament while making the Sweet 16, the women's golf team won its first NCAA Regional, and the men's golf team hosted an NCAA Regional.

The Spartans also continued their excellence in the classroom over the past year, extending the department's run of compiling over a 3.0 cumulative grade-point average for the 25th straight semester. In the spring of 2023, the department compiled a record-breaking cumulative 3.3286 GPA, the highest in school history. In addition, the spring semester GPA of 3.3594 was the third-best semester-only GPA for the department and the 21st straight semester of over a 3.0 GPA. Nineteen teams delivered a 3.0 semester GPA and 20 teams maintained a 3.0 cumulative GPA, including seven programs (women's golf, women's cross country, softball, rowing, women's basketball, men's track and field, football) that posted their highest cumulative GPA in team history. In addition, 371 student-athletes were recognized on the Academic All-Big Ten team, including a conference-best 11 honorees with perfect 4.0 GPAs in the fall, and 134 earned Big Ten Distinguished Scholar honors.

In his first year as athletic director in 2021-22, Michigan State finished 41st in the Learfield Directors' Cup standings, the highest finish for the department since 2014-15. The football team won 11 games for just the sixth time in school history and finished in the top 10 of the national polls (No. 8 Coaches, No. 9 AP) after beating No. 12 Pitt in the Chick-fil-A Peach Bowl, marking MSU's second New Year's Six bowl win. Six teams earned team NCAA postseason bids, including men's and women's cross country, men's basketball, gymnastics, and men's and



ATHLETICS ADMINISTRATION

women's golf. In addition, gymnastics posted a team-record score and a program-best final ranking of No. 9 in the nation.

Now in his 13th year overall with MSU Athletics, Haller was promoted to Deputy Athletic Director in 2019 after serving as the Chief of Staff and Senior Associate Athletic Director the previous three years.

As a member of the department's senior executive staff, Haller's career in athletics placed him in numerous leadership positions. His role as Assistant Vice President and Deputy Athletic Director had him responsible for coordination of external relations, capital projects, athletics facilities, and event management. He assisted with the department financial planning and management of the budget, led the facilities planning team, oversaw coordination and completion of a facility master plan, and supervised all athletics construction projects in addition to being a senior advisor to the Athletic Director.

Haller has extensive experience working directly with teams as a sport administrator, including football. He previously led the senior staff/sport administrator group responsible for administration of all varsity sports and provided leadership, direction, and supervision to sport supervisors.

As the head administrator of the external relations team, Haller worked closely with athletic communications, marketing and the Spartan Fund to coordinate all aspects of planning, implementation, execution and measurement of the goals and objectives of the department's external units.

Haller also works directly with campus leadership in providing guidance to the department on a wide range of issues, including serving as a liaison to the General Counsel's Office, Office of Institutional Equity, Residential and Hospitality Services, Student Affairs, and student governing organizations. He led the reopening/return to campus planning for Athletics Department in 2020 and is currently on committees for the Community Relations Committee; Race, Diversity and Inclusion Group; and the Clergy Compliance Committee.

A former Spartan football letterwinner, Haller's relationships with current and former student-athletes continues to be an important asset for the athletic department and the overall well-being of the student-athletes. He also helps manage student-athlete conduct and accountability.

Haller joined the athletic department as an Associate Athletic Director in 2010. In 2015, he was promoted to Senior Associate Athletic Director, and added Chief of Staff to his title in 2017.

Haller led the transition of the Varsity 'S' Club into being a fully integrated part of the MSU Athletics Department when was named the executive director in January 2013. The Varsity 'S' Club previously was run entirely by volunteer Spartan letterwinners. With the utilization of the resources of the athletics department, the collaboration has enhanced the club's ability to gather and engage all Spartan letterwinners through more involved interaction.

Prior to his appointment in athletics, Haller was a 1st Lt. for the MSU Police Department and served on the force for 13 years. While serving as a 1st Lt. for the MSU Police Department, Haller was in charge of the Uniform Division, which is the largest component of the department.

A four-year letterman as a cornerback for Coach George Perles from 1988-91, Haller earned honorable mention All-Big Ten honors as both a junior and senior and made three postseason bowl appearances with the Spartans (1989 Gator, 1989 Aloha and 1990 John Hancock). The former Lansing (Mich.) Sexton star, who also lettered in track at MSU, was selected by the Pittsburgh Steelers in the fifth round of the 1992 National Football League Draft. Haller spent three seasons in the NFL, playing for Cleveland (1992), Pittsburgh (1992-93) and Carolina (1995).

During the football coaching search in 2006, Haller played a key role in the hiring process of Mark Dantonio, who went on to become the winningest coach in Spartan history, joining former MSU Athletics Director Ron Mason, head men's basketball coach Tom Izzo, and Mark Hollis on the selection team.


Haller holds a bachelor's degree in criminal justice from Michigan State and a master's degree in human resources from Central Michigan.



"Spartan athletics is filled with amazing student-athletes, talented coaches and dedicated staff. Together, we will work to ensure that MSU Athletics adds value to Michigan State University and the surrounding community. It's our commitment as a university partner. This is an exciting time in our department's history, full of limitless possibilities. Only together can we realize those dreams."

-MSU Athletics Director Alan Haller

BRESLIN CENTER INFORMATION



The Jack Breslin Student Events Center, one of the premier facilities in the country, serves as home to the Michigan State Spartans. Opened in November of 1989, it seats 14,797 for basketball.

The facility is named in honor of "Mr. MSU," Jack Breslin, who prior to his death in August of 1988, was a senior consultant to former MSU President Dr. John DiBaggio. Breslin was the captain and most valuable player of the 1945 football team. He also earned varsity letters in baseball and basketball and was the 1946 senior class president. He worked for the university for more than 30 years, serving since 1969 as vice president for administration and public affairs before retiring in 1986.

A \$50 million Breslin Center renovation project began in January 2016, and opened in October 2017. These renovations included expanding the concourse, improving bathroom facilities and an expansion that houses the Tom Izzo Hall of History, as well as the Draymond Green Strength and Conditioning Center and an alumni locker room for the men's and women's basketball programs.

In summer of 2011, an LED video board and fascia ribbon board were installed. In 2014, new LED lights were installed, providing an enhanced viewing experience for fans, as well as increasing energy efficiency. In the summer of 2023, a new scoreboard was added to the Breslin Center. The new center-hung screen has a total width of 103.9 feet and height of 14.2 feet. The screen has total square footage of 1,475, with 8,553,600 total pixels and a brightness of 1,200NITS.

* Twenty-three of the 29 NCAA Champions since 1995 have played a game at the Breslin Center during Tom Izzo's head coaching career.

* From 1998-2002, the Spartans won 53 straight games at the Breslin Center establishing a Big Ten record.

* Entering the 2023-24 season, the Spartans are 398-58 (.873) at the Breslin Center under Tom Izzo.



BRESLIN CENTER YEAR-BY-YEAR

Year	Overall			Big Ten			Total	
	W-L	Pct.		W-L	Pct.		Attendance	Average
1989-90	14-2	.875		8-1	.889		237,720	14,858
1990-91	12-2	.857		7-2	.778		209,066	14,933
1991-92	13-2	.867		7-2	.778		217,957	14,530
1992-93	9-5	.643		4-5	.444		207,423	14,816
1993-94	12-3	.800		7-2	.778		205,264	13,684
1994-95	14-1	.933		8-1	.889		236,627	14,789
1995-96	10-5	.667		6-3	.667		199,659	13,311
1996-97	13-4	.765		6-3	.667		222,858	13,109
1997-98	12-3	.800		7-1	.875		208,694	13,913
1998-99	14-0	1.000		8-0	1.000		204,272	14,591
1999-2000	14-0	1.000		8-0	1.000		205,226	14,659
2000-01	16-0	1.000		8-0	1.000		236,144	14,759
2001-02	15-2	.882		6-2	.750		250,903	14,759
2002-03	14-2	.875		8-0	1.000		236,144	14,759
2003-04	12-2	.857		7-1	.875		206,626	14,759
2004-05	14-1	.933		7-1	.875		221,385	14,759
2005-06	12-2	.857		6-2	.750		206,626	14,759
2006-07	18-1	.947		7-1	.875		280,421	14,759
2007-08	17-0	1.000		9-0	1.000		250,903	14,759
2008-09	12-2	.857		7-2	.778		206,626	14,759
2009-10	15-2	.882		7-2	.778		250,903	14,759
2010-11	12-3	.800		7-2	.778		221,955	14,797
2011-12	17-1	.944		8-1	.889		266,346	14,797
2012-13	16-1	.941		8-1	.889		251,549	14,797
2013-14	12-4	.750		6-3	.667		236,752	14,797
2014-15	12-4	.750		6-3	.667		236,752	14,797
2015-16	14-2	.875		7-2	.778		236,752	14,797
2016-17	14-2	.875		8-1	.889		236,752	14,797
2017-18	16-1	.941		8-1	.889		251,549	14,797
2018-19	15-1	.938		9-1	.900		236,752	14,797
2019-20	12-3	.800		8-2	.800		221,955	14,797
2020-21	12-3	.800		7-3	.700		557	37
2021-22	12-3	.800		7-3	.700		221,955	14,797
2022-23	12-2	.857		7-2	.778		207,158	14,797
Totals	458-71	.866		245-56	.814		7,543,028	14,259

GILBERT PAVILION/TOM IZZO HALL OF HISTORY

The Michigan State Athletics Department officially opened the Gilbert Pavilion and the Tom Izzo Hall of History on October 20, 2017 in a ceremony at the Breslin Center.


The project was funded by private donations, including large contributions from Dan & Jennifer Gilbert and from Bob & Julie Skandalaris, with the gifts designated to the Breslin Center addition.

The addition features the Tom Izzo Hall of History, the Draymond Green Strength and Conditioning Center, a new ticket box office, a championship display, a recruiting lounge, alumni locker room and interactive areas that enhance the fan experience for the more than 500,000 people attending events each year.

At the ceremony for its opening, Gilbert introduced Izzo, saying that there is "nobody who leaves a room that Tom Izzo is in and doesn't feel better after he walks out."

"There have been a lot of accolades sent my way, and I look and I see Mateen (Cleaves) here and I see Andre Hudson and David Thomas, Thomas Kelley, Paul Davis is here," Izzo said. "But it was Mateen and his group who took a chance on me when I was a nobody and made me a somebody. It wasn't what I did, it was what they did."

"Now I have a building that the inside of it is named after me and my newest superstar, my blue-collar superstar as I call Miles (Bridges), had a press conference in the spring and he said, 'It's not about me, it's about us.' And he's right, this isn't about me, it's about us."



MEDIA INFORMATION

Working Facilities & Press Credentials

Michigan State's working facilities, with workspace and seating for writers and electronic media, are located courtyard of the Jack Breslin Student Events Center and can be reached by the stairway from the ticket lobby entrance on the south end of the building. In addition, there is media seating on platform 113 on the concourse level. The media workroom and the photo workroom are located on the mezzanine level of the Breslin Center.

Press Credentials

All credential requests for Michigan State's 2023-24 home basketball games should be submitted online. Please contact the athletic communications office at (517) 355-2271 for the website.

Upon approval, all credentials will either be mailed out, held at the front desk of the Kellogg Center (located on Harrison Road between Michigan and Kalamazoo) or held at the media will call, located at the accountability entrance of the Breslin Center.

Radio & Television

Origination for television is located at press row on the west side of the court. Production trucks can enter the facility through the tunnel at the south end of the building after contacting Matt McCulloch at (517) 884-0034. All radio broadcasts will be from the concourse level, pending space.

Photographers

Photographers can work from either baseline while observing the limitation markings at the end of the floor. Floor spaces will be assigned for all games. A work space for photographers and videographers will be located on the mezzanine level of the Breslin Center.

Parking

All media parking will be located in Lot 63 (Breslin Center Lot – enter off Harrison Road). If granted a media credential, parking information will be emailed to you.

Internet Access

Wireless Internet is available for the working media in the Breslin Center. The wireless password will be sent via e-mail to media members covering the game.

Services

Programs, game notes and other relevant information will all be available on the Michigan State Athletics website or sent via e-mail. Live stats will be available at michiganstate.statbroadcast.com.

MSUSpartans.com

The official website of Michigan State Athletics, msuspartans.com, is the most complete source of information on the Spartans, featuring news releases, schedules, rosters, bios, statistics, game notes, photos, videos, archives and more. A complete video from weekly press conference is available on the website that afternoon; weekly releases are available 24 hours prior to tipoff. Each gameday, the website will have stats, quotes and notes following the conclusion of the game.

Postgame Interviews

Coach Izzo and the visiting head coach will hold a press conference following the game in the media workroom. MSU players will be made available to the media following the game in the Spartan locker room.

Pro Scouts

Due to space constraints, MSU does not provide media seating for professional scouts. However, scouts may secure single-game tickets for Spartan home games through the MSU Basketball Office by e-mailing Chief of Staff Garrett Briningstool (brining2@ath.msu.edu) or calling the front desk at (517) 355-1643.

Press Conference

A weekly press conference with coach Tom Izzo and select Michigan State head coaches is held during the season, typically on Mondays around 11:30 a.m. to noon (ET). Contact the athletic communications office for the location. Date and time are subject to change.

Interviews

Media wishing to set up appointments with Tom Izzo should contact men's basketball SID Mex Carey. Mornings are Izzo's best time for interviews. All interviews with players must be arranged through the athletic communications office. No interviews may be conducted with a Spartan player on the day of a game. Player interviews are arranged post-practice on selected days.

NCAA Credentials


According to NCAA regulations, media wishing to be credentialed for the 2024 NCAA Tournament through Michigan State must attend 90 percent of Spartan home games.

ATHLETIC COMMUNICATIONS

550 South Harrison Road
East Lansing, Mich. 48823
Phone: (517) 355-2271



MEX CAREY
Assoc. Dir. Ath. Comm.
Men's Basketball Contact
carey@ath.msu.edu



MATT LARSON
Assoc. AD/Communications
larson@ath.msu.edu

Matt Larson	Associate AD/Communications
Ben Phlegar	Assistant AD/Communications
Jamie Baldwin	Director, Athletic Communications
Mike "Mex" Carey	Associate Director
Kara Fisher	Assistant Director
Zach Fisher	Assistant Director
Austin Overmann	Assistant Director
Maggie Hudson	Assistant Director
Max Fritsch	Intern
Antonio Johnson	Intern
Paulette Martis	Office Coordinator Emeritus



SPARTAN SPORTS NETWORK



Michigan State Athletics and Playfly Sports will continue its long-term partnership into the 2023-24 Michigan State Basketball season. The Spartan Media Radio Network will continue to be anchored by Lansing's WMMQ-FM 94.9 / WJIM 1240-AM – 106.9 FM and WVFN 730-AM, Detroit's WJR 760-AM and in Grand Rapids, WBFX-FM 101.3. The Spartan Sports Media Network, also extends its programming nationally and worldwide via partnerships with SiriusXM, TuneIn Radio, MSUspartans.com/watch and the official MSU Athletics Mobile App.

Will Tieman is in his 27th season as the play-by-play voice of the Spartans. A 2013 inductee into the Michigan Broadcasting Hall of Fame, he is also the 2012 recipient of the prestigious Ty Tyson award presented by the Detroit Sports Media Association. He has received 14 "Best Network Play-by-Play" awards from the Michigan Association of Broadcasters.

Tieman hosts the daily three-minute Network radio series "Time-out with Michigan State Basketball" as well as the weekly Tom Izzo Show. Tieman began his collegiate play-by-play career as the football and basketball voice of Miami (Ohio) University. His career has spanned radio and television, which includes 16 years of radio work from the Indianapolis Motor Speedway, hosting the Big Ten conference weekly magazine series "The Sports Life" on SiriusXM and has served as the play-by-play voice on numerous national broadcasts of bowl games and college all-star events. Tieman is also a part-president of the Detroit Sports Media Association and is a long-time member of the United States Basketball Writers Association.

Former Spartan Matt Steigenga is in his 16th year providing commentary. Steigenga was a four-year letterwinner at MSU, totaling 1,296 points in his Spartan career, ranking 29th in MSU history. He finished his career as MSU's all-time leader in blocks (97; now ranks 11th), and started 123 of the 124 games in which he played, tying for third in MSU history in career games started.

Blake Froling returns for a second season as the broadcast host on the Spartan Media Network. Froling joined the network after spending several years broadcasting football, basketball and baseball all across Michigan. Froling most recently served with the broadcasting group for the Great Lakes Loons in Midland, Mich., a minor league affiliate of the Los Angeles Dodgers. He also worked broadcasts for Northwood University men's and women's basketball and hosted a daily sports radio talk show for ESPN UP in Marquette, Mich. A graduate of Michigan State with a degree in journalism, he previously worked for the Spartan Media Network as a football gameday technician and associate postgame producer.

In May of 2023, the Network became the most honored radio network in the state of Michigan at the Michigan Association of Broadcasters annual Broadcast Excellence Awards dinner, being recognized for the 14th year in a row.

NETWORK AFFILIATES

Alma	WQBX (FM 104.9)
Alpena	WKJZ (FM 94.9)
Bad Axe	WLEW (AM 1340)
Benton Harbor/South Haven	WCSY (FM 103.7)
Detroit	WJR (AM 760)
Flint	WWCK (AM 1570 / FM 107.3)
Grand Haven/Muskegon	WGHN (FM 92.1)
Grand Rapids	WBFX (FM 101.3)
Hastings	WBCH (FM 100.1)
Iron Mountain	WZNL (FM 94.3)
Jackson	FOX Sports (FM 101.9)
Lansing	WJIM (AM 1240 / FM 106.9)
	WMMQ (FM 94.9)
Ludington/Manistee	WLDN (FM 98.7)
Marquette/Ishpeming	WRUP (FM 98.3)
Midland	WLUN (FM 100.9)
Ontonagon	WUPY (FM 101.1)
Port Huron	WPHM (AM 1380)
Saginaw	WILZ (FM 104.5)
Tawas City	WQLB (FM 103.3)
Traverse City	WJZQ (FM 92.9)

Note: Radio affiliate listing as of October 10, 2023 and is subject to change. Sirius/XM Radio; streaming for games and weekly press conferences available at msuspartans.com; Mobile App for iPhone and Android.

The Tom Izzo Show

The Tom Izzo weekly radio show is broadcast Monday nights from 7-8pm. The Spartan Media Network broadcasts the show from Reno's East (1310 Abbott Road) in East Lansing. Coach Izzo provides an in-depth look at the Michigan State basketball program and is joined by host Will Tieman. The Tom Izzo Show can be heard across the state of Michigan on the Spartan Media Network, including in Lansing (WMMQ-FM 94.9/WJIM-AM 1240/106.9), Grand Rapids (WMAX-FM 96.1) and Detroit (WJR-AM 760). The show is also live streamed on msuspartans.com/watch and the MSU Athletics Mobile App.

Spartans All-Access

Spartans All-Access is a sports docu-series that provides an exclusive look into Michigan State Athletics, its student-athletes, coaches, and the people who make the Michigan State Athletics family what it is. The series is available for viewing on MSUspartans.com and on YouTube (MSUSpartanAthletics).

The show is produced by the Michigan State Athletics own Emmy award-winning team, Spartan Vision.

BIG TEN CONFERENCE / BTN

BIG

Big Life. Big Stage. Big Ten.

Since its inception in 1896, the pursuit and attainment of academic excellence has been a priority for every Big Ten member institution. But maintaining the conference's standard of competing at the highest level in athletics also endures as an important component of the Big Ten experience. Striking that balance between academics and athletics is integral to the Big Ten's identity. Recognized as one of intercollegiate sports' most successful undertakings, the Big Ten strives for success from its students not only on the field and in the classroom, but around the world as well.

PREMIER ACADEMIC INSTITUTIONS

The Big Ten Academic Alliance is an academic consortium of all 14 Big Ten universities, which is widely considered to be the model for effective and voluntary collaboration among top research universities.

Every Big Ten Academic Alliance institution ranks among the top 70 universities in the nation according to the 2023 Academic Ranking of World Universities, including six in the top 30.

The Big Ten leads all conferences with more than 1,900 Academic All-Americans, including 51 honorees during the 2022-23 academic year.

Big Ten Academic Alliance schools annually conduct \$10 billion in funded research, \$5 billion more than any other conference.

A HISTORY OF ATHLETIC SUCCESS

Big Ten schools have won at least five national championships in 25 of the last 29 years, averaging nearly seven per year during that span.

Since the 2005-06 academic year, current Big Ten institutions have claimed 114 team national championships in 26 different sports.

BROAD-BASED PROGRAMMING

The Big Ten will administer more than \$240 million in direct financial support to more than 9,800 students competing in intercollegiate athletics for more than 11,000 participation opportunities on 350 teams in 42 different sports.

The Big Ten sponsors 28 official conference sports, 14 for men and 14 for women, including the addition of men's ice hockey and men's and women's lacrosse in this decade.

The Big Ten leads the nation in total students competing in intercollegiate athletics and participation opportunities, and sponsors more official sports than all conferences except the Ivy League.

More than 1,500 Big Ten competitors have participated in the Olympics, winning more than 500 medals, including more than 200 gold. The Big Ten Conference enjoyed its finest performance at a single Olympic Games during the 2020 Summer Olympics in Tokyo, Japan, as athletes with Big Ten ties set conference records by earning 51 total medals and 22 gold medals during the 17-day competition. All 14 Big Ten member schools had an athlete win at least one medal in Tokyo, also a first in conference history. Big Ten Olympians collected nearly 80 medals in the most recent games in PyeongChang and Beijing.

PASSIONATE FOLLOWING

The Big Ten leads all conferences with 6.4 million alumni and nearly 675,000 students.

Each year more than 11 million patrons attend Big Ten home contests, as the conference has led the nation in attendance for men's basketball, ice hockey, volleyball and wrestling.

LEADERS IN INNOVATION

Took part in the nation's first bowl game, winning the 1902 Rose Bowl Game, and signed an exclusive contract with the Tournament of Roses in 1946, making it the first bowl with permanent conference affiliations.

Awarded the first Big Ten Medal of Honor in 1915, honoring outstanding seniors who demonstrated excellence in academics and athletics.

Formed the Big Ten Advisory Commission in 1972, enlisting former students that competed in conference athletics to serve as liaisons to the NCAA's Diversity and Inclusion Department, the Big Ten Student-Athlete Advisory Commission and other organizations.

Became the first conference to voluntarily adopt male and female participation goals after launching its Gender Equity Action Plan in 1992.

Implemented the first collegiate football system of instant replay in 2004, which the NCAA approved for use among all conferences in 2006.

Launched the Big Ten Network (BTN) in 2007, the first national conference-owned television network.

Began partnering with the Ivy League to study the effects of head injuries in sports in 2012.

Accepted Johns Hopkins University as the conference's first sport affiliate members in men's and women's lacrosse in 2013 and 2015, respectively, and added Notre Dame as a sport affiliate member in men's ice hockey in 2017.

EXTENSIVE TELEVISION EXPOSURE

Through the Big Ten's new media agreements with BTN, CBS, FOX and NBC/Peacock, more than 2,300 Big Ten events are produced and distributed nationally and globally on an annual basis. The Big Ten is the only conference to distribute games on three over-the-air broadcast networks.

BTN reaches more than 50 million homes and is also available via the Fox Sports App, delivering live and on-demand programming to computers, smartphones and tablets. BIG+ streams more than 1,700 additional events each season.

COMMUNITY INVOLVEMENT

For more than 30 years, through the Big Ten's SCORE (Success Comes Out of Reading Everyday) program, the conference has partnered with Chicago elementary schools to improve reading performance.

Surrounding the Big Ten Football Championship Game and Basketball Tournaments, the conference has held numerous community initiatives, partnered with the College Football Playoff Foundation and other events such as the Big Ten Career Expo, SaturDAY of Service and Youth Football Clinics. In addition, the Big Ten has hosted a downtown 5K, collaborated with a local breast cancer awareness group and provided unique event experiences for military veterans.



BIG TEN COMPOSITE SCHEDULE

Friday, December 1
Maryland at Indiana
Purdue at Northwestern
Saturday, December 2
Illinois at Rutgers
Sunday, December 3
Minnesota at Ohio State
Monday, December 4
Iowa at Purdue
Tuesday, December 5
Indiana at Michigan
Wisconsin at Michigan State
Wednesday, December 6
Penn State at Maryland
Nebraska at Minnesota
Saturday, December 9
Ohio State at Penn State
Sunday, December 10
Michigan at Iowa
Michigan State at Nebraska
Tuesday, January 2
Iowa at Wisconsin
Northwestern at Illinois
Purdue at Maryland
Wednesday, January 3
Indiana at Nebraska
Rutgers at Ohio State
Thursday, January 4
Minnesota at Michigan
Penn State at Michigan State
Friday, January 5
Illinois at Purdue
Saturday, January 6
Nebraska at Wisconsin
Ohio State at Indiana
Rutgers at Iowa
Sunday, January 7
Maryland at Minnesota
Michigan State at Northwestern
Michigan vs. Penn State
Tuesday, January 9
Indiana at Rutgers
Purdue at Nebraska
Wednesday, January 10
Northwestern at Penn State
Wisconsin at Ohio State
Thursday, January 11
Michigan at Maryland
Michigan State at Illinois
Friday, January 12
Nebraska at Iowa

Minnesota at Indiana
Saturday, January 13
Northwestern at Wisconsin
Penn State at Purdue
Sunday, January 14
Maryland at Illinois
Rutgers at Michigan State
Monday, January 15
Iowa at Minnesota
Ohio State at Michigan
Tuesday, January 16
Purdue at Indiana
Wisconsin at Penn State
Wednesday, January 17
Maryland at Northwestern
Nebraska at Rutgers
Thursday, January 18
Illinois at Michigan
Minnesota at Michigan State
Friday, January 19
Indiana at Wisconsin
Saturday, January 20
Northwestern at Nebraska
Penn State at Ohio State
Purdue at Iowa
Sunday, January 21
Michigan State at Maryland
Rutgers at Illinois
Tuesday, January 23
Michigan at Purdue
Wisconsin at Minnesota
Ohio State at Nebraska
Wednesday, January 24
Maryland at Iowa
Illinois at Northwestern
Friday, January 26
Michigan State at Wisconsin
Saturday, January 27
Indiana at Illinois
Iowa at Michigan
Minnesota at Penn State
Nebraska at Maryland
Sunday, January 28
Purdue at Rutgers
Tuesday, January 30
Illinois at Ohio State
Iowa at Indiana
Michigan at Michigan State
Wednesday, January 31
Northwestern at Purdue
Penn State at Rutgers

Thursday, February 1
Wisconsin at Nebraska
Friday, February 2
Ohio State at Iowa
Saturday, February 3
Maryland at Michigan State
Northwestern at Minnesota
Penn State at Indiana
Rutgers at Michigan
Sunday, February 4
Nebraska at Illinois
Purdue at Wisconsin
Tuesday, February 6
Indiana at Ohio State
Rutgers at Maryland
Michigan State at Minnesota
Wednesday, February 7
Nebraska at Northwestern
Wisconsin at Michigan
Thursday, February 8
Iowa at Penn State
Saturday, February 10
Illinois at Michigan State
Indiana at Purdue
Maryland at Ohio State
Wisconsin at Rutgers
Michigan at Nebraska
Sunday, February 11
Minnesota at Iowa
Penn State at Northwestern
Tuesday, February 13
Ohio State at Wisconsin
Michigan at Illinois
Wednesday, February 14
Iowa at Maryland
Michigan State at Penn State
Thursday, February 15
Minnesota at Purdue
Northwestern at Rutgers
Saturday, February 17
Illinois at Maryland
Michigan State at Michigan
Penn State at Nebraska
Wisconsin at Iowa
Sunday, February 18
Northwestern at Indiana
Purdue at Ohio State
Rutgers at Minnesota
Tuesday, February 20
Iowa at Michigan State
Maryland at Wisconsin

Wednesday, February 21
Illinois at Penn State
Nebraska at Indiana
Thursday, February 22
Michigan at Northwestern
Ohio State at Minnesota
Rutgers at Purdue
Saturday, February 24
Iowa at Illinois
Indiana at Penn State
Sunday, February 25
Maryland at Rutgers
Minnesota at Nebraska
Ohio State at Michigan State
Purdue at Michigan
Tuesday, February 27
Wisconsin at Indiana
Penn State at Iowa
Wednesday, February 28
Minnesota at Illinois
Northwestern at Maryland
Thursday, February 29
Michigan at Rutgers
Nebraska at Ohio State
Saturday, March 2
Illinois at Wisconsin
Iowa at Northwestern
Michigan State at Purdue
Penn State at Minnesota
Sunday, March 3
Indiana at Maryland
Michigan at Ohio State
Rutgers at Nebraska
Tuesday, March 5
Purdue at Illinois
Wednesday, March 6
Indiana at Minnesota
Northwestern at Michigan State
Thursday, March 7
Rutgers at Wisconsin
Saturday, March 9
Minnesota at Northwestern
Sunday, March 10
Illinois at Iowa
Michigan State at Indiana
Maryland at Penn State
Nebraska at Michigan
Ohio State at Rutgers
Wisconsin at Purdue

2024 NCAA TOURNAMENT

First Four

Dayton, Ohio • University of Dayton Arena
University of Dayton (host) • March 19-20

First/Second Rounds

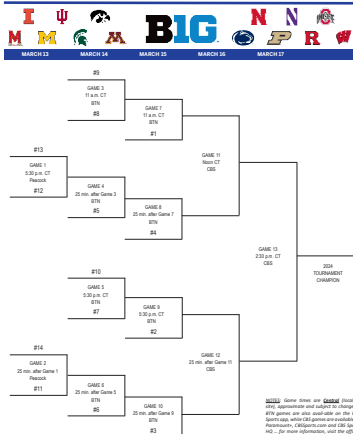
Brooklyn, N.Y. Barclays Center March 22 & 24	Charlotte, N.C. Spectrum Center March 21 & March 23
Indianapolis, Ind. Gainbridge Fieldhouse March 22 & 24	Omaha, Neb. CHI Health Center March 21 & 23
Pittsburgh, Pa. PPG Paints Arena March 21 & 23	Salt Lake City, Utah Vivint Smart Home Arena March 21 & 23
Spokane, Wash. Spokane Veterans Memorial Arena March 22 & 24	Memphis, Tenn. FedExForum March 22 & 24

Regionals

Boston, Mass. TD Garden March 28 & 30	Dallas, Texas American Airlines Center March 29 & 31
Detroit, Mich. Little Caesars Arena March 28 & 30	Los Angeles, Calif. Crypto.com Arena March 28 & 30

2024 BIG TEN MEN'S BASKETBALL TOURNAMENT

MARCH 13-17 • TARGET CENTER • MINNEAPOLIS, MINN.



Final Four

Phoenix, Ariz.
State Farm Stadium
April 6 & 8



OPPONENT INFORMATION

JAMES MADISON

jmusports.com
Nov. 6 - East Lansing
Coach: Mark Byington (188-133 overall)
SID: Kevin Warner
warnerka@jmu.edu (540) 568-4263

SOUTHERN INDIANA

usiscreamingeagles.com
Nov. 9 - East Lansing
Coach: Stan Gouard (274-147 overall)
SID: Ray Simmons
rsimmons@usi.edu (812) 760-9582

DUKE

goduke.com
Nov. 14 - Chicago, Ill.
Coach: Jon Scheyer (27-9 overall)
SID: Mike DeGeorge
deb.michael.degeorge@duke.edu (919) 668-1712

BUTLER

butlersports.com
Nov. 17 - East Lansing
Coach: Thad Mattia (453-172 overall)
SID: John Dedman
jdedman@butler.edu (317) 940-9414

ALCORN STATE

alcornsports.com
Nov. 19 - East Lansing
Coach: Nate Oats (157-79 overall)
SID: Jessica G. Carr
jgcarr89@outlook.com (601) 877-6500

ARIZONA

arizonawildcats.com
Nov. 23 - Palm Springs, Calif.
Coach: Tommy Lloyd (61-11 overall)
SID: Nathan Wiechers
nwiechers@arizona.edu (520) 621-0914

GEORGIA SOUTHERN

gseagles.com
Nov. 28 - East Lansing
Coach: Charlie Henry (0-0 overall)
SID: Tyler Gallo
tgallo@georgiasouthern.edu (912) 478-2845

WISCONSIN

uwbadgers.com
Dec. 5 - East Lansing; Jan. 26 Madison, Wis.
Coach: Greg Gard (164-93 overall)
SID: Brandon Harrison
bah@athletics.wisc.edu (608) 279-8653

NEBRASKA

huskers.com
Dec. 10 - Lincoln, Neb.
Coach: Fred Hoiberg (155-139 overall)
SID: Shamus McKnight
smcknight@huskers.com (402) 472-7772

BAYLOR

baylorbears.com
Dec. 16 - Detroit, Mich.
Coach: Scott Drew (442-244 overall)
SID: Matt Roberts
WM_Roberts@baylor.edu (254) 710-4389

OAKLAND

goldengrizzlies.com
Dec. 18 - East Lansing
Coach: Greg Kampe (677-523)
SID: David Gibson
davidgibson@oakland.edu (812) 801-3318

STONY BROOK

stonybrookathletics.com
Dec. 21 - East Lansing
Coach: Geno Ford (153-172 overall)
SID: Jack Clark
jack.t.clark@stonybrook.edu (631) 632-7205

INDIANA STATE

gosycamores.com
Dec. 30 - East Lansing
Coach: Josh Schertz (67-34 overall)
SID: Seth Montgomery
seth.montgomery@indstate.ed (812) 237-4073

PENN STATE

gopsusports.com
Jan. 4 - East Lansing; Feb. 14 - University Park, Pa.
Coach: Mike Rhoades (289-176 overall)
SID: Chelsea Viehauer
cpv5026@psu.edu (610) 937-4035

NORTHWESTERN

nusports.com
Jan. 7 - Evanston, Ill.; Mar. 6 - East Lansing
Coach: Chris Collins (156-162 overall)
SID: Jacob Pavlack
jacob.pavlack@northwestern.edu (847) 491-3205

ILLINOIS

fightingillini.com
Jan. 11 - Champaign, Ill.; Feb. 10 - East Lansing
Coach: Brad Underwood (114-79 overall)
SID: Derrick Burson
burson@illinois.edu (217) 766-7315

RUTGERS

scarletknights.com
Jan. 14 - East Lansing
Coach: Steve Pikiell (571-309 overall)
SID: Chris Corso
ccorso@scarletknights.com (631) 241-0112

MINNESOTA

gophersports.com
Jan. 18 - East Lansing; Feb. 6 - Minneapolis, Minn.
Coach: Ben Johnson (32-39 overall)
SID: Michelle Traversie
traen001@umn.edu (612) 625-4389

MARYLAND

umterps.com
Jan. 21 - College Park, Md.; Feb. 3 - East Lansing
Coach: Kevin Willard (292-223 overall)
SID: John Sinnott
jsinnott@umd.edu (413) 687-2237

MICHIGAN

mgoblue.com
Jan. 30 - East Lansing; Feb. 17 - Ann Arbor, Mich.
Coach: Juwan Howard (79-48 overall)
SID: Tom Wywrot
twywrot@umich.edu (734) 647-2583

IOWA

hawkeyesports.com
Feb. 20 - East Lansing
Coach: Fran McCaffery (261-156 overall)
SID: Matt Weitzel
mattweitzel@uiowa.edu (319) 335-9411

OHIO STATE

ohiostatebuckeyes.com
Feb. 25 - East Lansing
Coach: Chris Holtmann (217-147 overall)
SID: Gary Petit
petit.38@osu.edu (614) 292-3270

PURDUE

purduesports.com
Mar. 2 - West Lafayette, Ind.
Coach: Matt Painter (438-203 overall)
SID: Chris Forman
cforman@purdue.edu (765) 494-3201

INDIANA

iuhosiers.com
Mar. 10 - Bloomington, Ind.
Coach: Mike Woodson (44-26) overall
SID: Charlie Duffy
csduffy@iu.edu (812) 855-4770



TV/RADIO ROSTER



#0
JAXON
KOHLER
F, 6-9, So.
American Fork, Utah
Southern California
Academy



#1
JEREMY
FEARS JR.
G, 6-2, Fr.
Joliet, Ill.
Joliet West



#2
TYSON
WALKER
G, 6-1, Grad
Westbury, N.Y.
Christ the King /
Northeastern



#3
JADEN
AKINS
G, 6-4, Jr.
Farmington, Mich.
Farmington /
Ypsi Prep Academy



#5
TRE
HOLLOMAN
G, 6-2, So.
Minneapolis, Minn.
Cretin-Derham



#7
GEHRIG
NORMAND
G, 6-5, Fr.
North Richland, Texas
Birdville



#11
A.J.
HOGGARD
F, 6-4, Sr.
Coatesville, Pa.
Huntington Prep (WVa.)



#13
STEVEN
IZZO
G, 5-8, Grad
East Lansing, Mich.
Lansing Catholic



#14
DAVIS
SMITH
G, 6-0, Sr.
Atlanta, Ga.
Westminster



#15
CARSON
COOPER
C, 6-11, So.
Jackson, Mich.
IMG Academy [Fla.]



#20
NICK
SANDERS
G, 5-10, So.
Franklin, Mich.
Detroit Country Day



#22
MADY
SISSOKO
C, 6-9, Sr.
Mali, West Africa
Wasatch Academy (Utah)



#25
MALIK
HALL
F, 6-8, Gr.
Aurora, Ill.
Sunrise Christian



#34
XAVIER
BOOKER
F, 6-11, Fr.
Indianapolis, Ind.
Cathedral



#55
COEN
CARR
F, 6-6, Fr.
East Point, Ga.
Legacy Early College
(S.C.)



TOM
IZZO
Head Coach
29th Season



DOUG
WOJCIK
Assistant Coach
6th Season



MARK
MONTGOMERY
Assistant Coach
3rd Season



THOMAS
KELLEY
Assistant Coach
2nd Season



OCT 25
OCT 29
NOV 6
NOV 9
NOV 14
NOV 17
NOV 19
NOV 23
NOV 28
DEC 5
DEC 10
DEC 16
DEC 18
DEC 21
DEC 30
JAN 4
JAN 7

HILLSDALE (EXHIBITION)
TENNESSEE (EXHIBITION)
JAMES MADISON
SOUTHERN INDIANA
DUKE !
BUTLER %
ALCORN STATE &
ARIZONA &
GEORGIA SOUTHERN
WISCONSIN
AT NEBRASKA
BAYLOR \$
OAKLAND
STONY BROOK
INDIANA STATE
PENN STATE
AT NORTHWESTERN

JAN 11
JAN 14
JAN 18
JAN 21
JAN 26
JAN 30
FEB 3
FEB 6
FEB 10
FEB 14
FEB 17
FEB 20
FEB 25
MAR 2
MAR 6
MAR 10

AT ILLINOIS
RUTGERS
MINNESOTA
AT MARYLAND
AT WISCONSIN
MICHIGAN
MARYLAND
AT MINNESOTA
ILLINOIS
AT PENN STATE
AT MICHIGAN
IOWA
OHIO STATE
AT PURDUE
NORTHWESTERN
AT INDIANA

