

*Michigan
State*

SPARTAN HOCKEY

2020-21 MEDIA GUIDE



TABLE OF CONTENTS

2020-21 SCHEDULE

November

Thu.	19	ARIZONA STATE
Fri.	20	ARIZONA STATE
Sat.	28	at Ohio State *
Sun.	29	at Ohio State *

December

Thu.	3	MINNESOTA *
Fri.	4	MINNESOTA *
Tue.	8	WISCONSIN *
Wed.	9	WISCONSIN *
Sat.	19	at Notre Dame *
Sun.	20	at Notre Dame *

January

TBA

February

TBA

March**Big Ten Tournament**

Thu.	18	Quarterfinals (Best of three)
Fri.	19	Semifinals
Sat.	20	Championship

NCAA Tournament

Fri.-Sun. 26-28 NCAA Regionals
Bridgeport, CT; Fargo, N.D.; Manchester, N.H.; Loveland, CO

April**NCAA Frozen Four**

Thu.	8	National Semifinals
Sat.	10	National Championship

Pittsburgh, Pa.

* - Big Ten game
Check MSUSpartans.com for game times

MEDIA INFO

Michigan State at a Glance	2
2020-21 Spartan Roster	3
Covering the Spartans	4-5
College Hockey Directory	6
Michigan State University Administration	7
Director of Athletics Bill Beekman	8
Munn Ice Arena	9-10

SPARTAN HOCKEY STAFF

Head Coach Danton Cole	12-14
Assistant Coach Chris Luongo	15
Assistant Coach Joe Exter	16

MEET THE SPARTANS

Player Bios	18-43
Game-by-Game Stats	44-56

SEASON IN REVIEW

2019-20 Results & Statistics	58-61
2019-20 Big Ten in Review	62

SPARTAN RECORD BOOK

Scoring Leaders	64-68
Goaltending Leaders	69-71
Team/Opponent Records	72-75
Year-by-Year Team Records & Leaders	76-79
Year-by-Year Team Results/Statistics	80-103
All-Time Records vs. Opponents	104-114

SPARTAN HOCKEY HISTORY

Timeline of Tradition	116-121
All-Time Letterwinners	122-131
All-Time Captains	132
Spartans by the Numbers	133-135
Spartans in the MSU Athletics Hall of Fame	136
Major Athletic Awards	137
Spartan Hockey Team Awards	138-140
All-Time Coaching Records	141
Great Lakes Invitational	142-145
Big Ten Conference	146-147
Central Collegiate Hockey Association	148-154
MSU in Detroit	155-158
Before the CCHA	159
NCAA Tournament Summary	160-161
NCAA Tournament Game-by-Game	162-166
MSU National Champions	167-169
Spartan All-Americans & Academic All-Americans	170
AHCA All-America Scholars	171
Hobey Baker Memorial Award	171-173
Spartan Olympians/International Competition	174-175
Spartans in the NHL Draft	176-177
Spartans in the NHL - All-Time Leaders	178
MSU Players in the NHL	179-182
Spartans in the Pros	183
2020-21 TV/Radio Roster	184



MICHIGAN STATE AT A GLANCE

INSTITUTIONAL INFORMATION

Founded.....	1855
Location.....	East Lansing, MI 48824
Enrollment.....	49,695
Nickname.....	Spartans
Colors.....	Green and White
Affiliation.....	NCAA Division I
Conference.....	Big Ten
President.....	Samuel L. Stanley Jr., M.D.
Athletics Director.....	Bill Beekman
Hockey Administrator.....	Jim Pignataro
Faculty Representatives ...	Michael Kaplowitz & Bonnie Knutson
Arena (Capacity).....	Munn Ice Arena (6,114)
Ice Surface.....	200' by 85'
Ticket Office Phone.....	517.355.1610 or 800.GO.STATE

MICHIGAN STATE HOCKEY STAFF

Head Coach.....	Danton Cole (Michigan State '89)
Record at MSU (Year):.....	39-60-9 (Fourth season)
Overall NCAA Record (Years):.....	62-119-21 (Six seasons)
Phone.....	517.355.1639
Email.....	hockey@msu.edu
Assistant Coach.....	Joe Exter (Merrimack '03); Fourth season
Email.....	exterjos@ath.msu.edu
Assistant Coach.....	Chris Luongo (Michigan State '90); Fourth season
Email.....	luongo@ath.msu.edu
Director of Hockey Operations.....	Dan Sturges
Phone.....	517.432.9797
Email.....	sturgesd@ath.msu.edu
Athletic Trainer.....	Renee Kleszczynski
Phone.....	517.353.4564
Email.....	kleszczy@ath.msu.edu
Equipment Manager.....	Tom Magee
Phone.....	517.355.6663
Email.....	mageet@ath.msu.edu
Strength & Conditioning Coach.....	Mike Vorkapich
Phone.....	517.355.7514
Email.....	vork@ath.msu.edu
Munn Ice Arena Manager.....	Tom Campbell
Phone.....	517.353.4698
Email.....	campbe65@msu.edu

Hockey Operations Assistant.....	Barbara Powers
Executive Secretary.....	Lindsay Fast
Hockey Office Phone.....	517.355.1639
Hockey Office Fax.....	517.432.1879
Hockey Office Email.....	hockey@msu.edu
Hockey Office Address.....	509 Birch Road, Munn Ice Arena Michigan State University, East Lansing, MI 48824

Letterwinners Lost.....	9 (4 D; 3 F; 2 G)
Letterwinners Returning.....	16 (11 F; 4 D; 1 G)
Newcomers.....	10 (4 D; 4 F; 2 G)
2019-20 Record.....	15-19-2 / 11-11-2-0 B1G, 35 pts., 6th

Key Returnees.....	Dennis Cesana (Jr., D // 2019-20: 36 GP, 7-15-22) Mitchell Lewandowski (Sr., F // 2019-20: 36 GP, 8-12-20) Tommy Apap (Sr., F // 2019-20: 7-5-12)
--------------------	--

Key Lettermen Lost.....	Patrick Khodorenko (F // 36 GP, 16-17-33) Sam Saliba (F // 36 GP, 10-7-17) Logan Lambdin (F // 35 GP, 7-10-17) Jerad Rosburg (D // 36 GP, 4-13-17) John Lethemon (G // 15-15-2, .935 Sv. %, 2.13 GAA)
-------------------------	--

Newcomers.....	Pierce Charleson (G, Aurora, Ontario) Charlie Combs (F, St. Louis, Mo.) Powell Connor (D, Vernon, British Columbia) Cal Dybicz (D, Elk Grove Village, Ill.) Aiden Gallacher (D, Rochester Hills, Mich.) Kyle Haskins (F, Huntington, Vt.) A.J. Hodges (F, Littleton, Colo.) Jon Mor (G, Highland Park, Ill.) Nash Nienhuis (D, Samia, Ontario) Kristof Papp (F, Budapest, Hungary)
----------------	---

SPARTAN PROGRAM HISTORY

First Varsity Season.....	1922
All-Time Record.....	1,321-1,069-162 (.549), 79 seasons
NCAA Tournament Appearances.....	27 (1959, 1966, 1967, 1982, 1983, 1984, 1985, 1986, 1987, 1988, 1989, 1990, 1992, 1994, 1995, 1996, 1997, 1998, 1999, 2000, 2001, 2002, 2004, 2006, 2007, 2008, 2012)
Frozen Four Appearances.....	11 (1959, 1966, 1967, 1984, 1986, 1987, 1989, 1992, 1999, 2001, 2007)
NCAA Titles.....	3 (1966, 1986, 2007)

ATHLETIC COMMUNICATIONS

Hockey Contact.....	Jeff Barnes
Office Phone.....	517.355.2271
Cell.....	517.881.5328
Email.....	jbarnes@ath.msu.edu
Director of Digital Production.....	Nick Baker
Email.....	nbaker@ath.msu.edu

Munn Press Box.....	517.353.6359
Website.....	msuspartans.com
Mailing Address:.....	550 S. Harrison Rd. East Lansing, MI 48823



MEDIA GUIDE CREDITS - The Michigan State hockey media guide is a publication of MSU Athletic Communications. This publication was compiled, written and edited by Assistant Director/Athletic Communications Jeff Barnes. Editorial and additional assistance provided by Matt Larson, Ben Phlegar, Zach Fisher, Kara Fisher and Mex Carey. Publication layout and design by Director of Graphic Design Kyle Barnes and Jeff Barnes; Front and back cover designs by Kyle Barnes. Photography provided by Matt Mitchell, Rey DelRio, Adam Ruff, Michael Caples, Andrew Knapik, Larry Radloff, Dale Young, United States Olympic Committee, Sports Illustrated, NHL/Getty Images and the Toronto Marlies. Special thanks to Kevin Wilson and Nick Barnowski for their contributions.

2020-21 MICHIGAN STATE ROSTER

No.	Name	Pos.	Ht.	Wt.	Cl.	S/C	Birthdate	Hometown/Previous Team
1	Drew DeRidder	G	5-11	175	Jr.	L	5/1/00	Fenton, Mich./USNTDP U-18
2	Aiden Gallacher	D	6-1	200	Fr.	R	3/20/00	Rochester Hills, Mich./Youngstown Phantoms (USHL)
4	Nash Nienhuis	D	5-10	176	Fr.	L	12/5/99	Sarnia, Ontario/Omaha Lancers (USHL)
5	Powell Connor	D	6-2	183	Fr.	R	5/4/00	Vernon, British Columbia/Trail Smoke Eaters (BCHL)
6	Cal Dybizc	D	6-1	181	Fr.	L	7/16/00	Elk Grove Village, Ill./Tri-City Storm (USHL)
7	Charlie Combs	F	5-6	181	Gr.	L	7/13/96	St. Louis, Mo./Bemidji State (WCHA)
8	Cole Krygier	D	6-2.5	196	Jr.	L	5/5/00	Novi, Mich./Lincoln Stars (USHL)
9	Mitchell Lewandowski	F	5-9.5	178	Sr.	L	4/17/98	Clarkston, Mich./Chicago Steel (USHL)
10	A.J. Hodges	F	6-0	184	Fr.	L	8/24/01	Littleton, Colo./Sioux City Musketeers (USHL)
11	Tommy Apap	F	6-1.5	206	Sr.	L	2/27/96	Bloomfield Hills, Mich./Youngstown Phantoms (USHL)
12	Tommy Miller	D	6-1.5	191	Sr.	R	3/6/99	West Bloomfield, Mich./USNTDP U-18
13	Kristof Papp	F	5-11	174	Fr.	L	6/24/01	Budapest, Hungary/Des Moines Buccaneers (USHL)
14	Adam Goodsir	F	6-0	196	Jr.	L	9/22/98	Okemos, Mich./Tri-City Storm (USHL)
15	Christian Krygier	D	6-2	185	Jr.	L	5/5/00	Novi, Mich./Lincoln Stars (USHL)
16	Brody Stevens	F	5-10.5	193	Sr.	R	4/26/97	Ann Arbor, Mich./Green Bay Gamblers (USHL)
17	Kyle Haskins	F	5-10	190	Fr.	L	2/16/00	Huntington, Vt./Waterloo Black Hawks (USHL)
18	Nicolas Müller	F	6-0	182	So.	R	6/21/99	Arisdorf, Switzerland/Modo (Sweden J20 SuperElit)
20	Josh Nodler	F	5-10.5	193	So.	R	4/27/01	Oak Park, Mich./ Fargo Force (USHL)
21	Jake Smith	F	5-10	188	Sr.	L	10/28/96	East Amherst, N.Y./Chilliwack Chiefs (BCHL)
22	Dennis Cesana	D	5-9	182	Jr.	R	4/4/98	Providence, R.I./Brooks Bandits (AJHL)
23	Jagger Joshua	F	6-2	200	So.	L	3/29/99	Dearborn, Mich./Muskegon Lumberjacks (USHL)
24	Austin Kamer	F	5-10	181	Sr.	R	5/23/96	Grand Rapids, Mich./Lone Star Brahmas (NAHL)
27	Mitchell Mattson	F	6-4	205	Jr.	L	1/2/98	Grand Rapids, Minn./Sioux Falls Stampede (USHL)
28	Gianluca Esteves	F	5-9	172	Sr.	L	1/29/97	Winnipeg, Manitoba/Aston Rebels (NAHL)
29	Pierce Charleson	G	6-2	186	Fr.	L	2/27/00	Aurora, Ontario/Brooks Bandits (AJHL)
30	Jon Mor	G	6-2.5	190	Fr.	L	7/20/00	Highland Park, Ill./Langley Rivermen (BCHL)

Head Coach:

Danton Cole (Fourth season, Michigan State '89)

Assistant Coaches:

Joe Exter (Fourth season, Merrimack '03)

Chris Luongo (Fourth season, Michigan State '90)

Director of Hockey Operations:

Dan Sturges (Second season, Michigan State '09)

ALPHABETICAL ROSTER

11 Tommy Apap	F	6-1.5	206	Sr.	24 Austin Kamer	F	5-10	181	Sr.
22 Dennis Cesana	D	5-9	182	Jr.	15 Christian Krygier	D	6-2	185	Jr.
29 Pierce Charleson	G	6-2	186	Fr.	8 Cole Krygier	D	6-2.5	196	Jr.
7 Charlie Combs	F	5-6	181	Gr.	9 Mitchell Lewandowski	F	5-9.5	178	Sr.
5 Powell Connor	D	6-2	183	Fr.	27 Mitchell Mattson	F	6-4	205	Jr.
1 Drew DeRidder	G	5-11	175	Jr.	12 Tommy Miller	D	6-1.5	191	Sr.
6 Cal Dybizc	D	6-1	181	Fr.	30 Jon Mor	G	6-2.5	190	Fr.
28 Gianluca Esteves	F	5-9	172	Sr.	19 Nicolas Müller	F	6-0	182	So.
2 Aiden Gallacher	D	6-1	200	Fr.	4 Nash Nienhuis	D	5-10	176	Fr.
14 Adam Goodsir	F	6-0	196	Jr.	20 Josh Nodler	F	5-10.5	193	So.
17 Kyle Haskins	F	5-10	190	Fr.	13 Kristof Papp	F	5-11	174	Fr.
10 A.J. Hodges	F	6-0	184	Fr.	21 Jake Smith	F	5-10	188	Sr.
23 Jagger Joshua	F	6-2	200	So.	16 Brody Stevens	F	5-10.5	193	Sr.

PRONUNCIATION GUIDE

Apap.....	A-pap
Cesana.....	Ces-sah-na
DeRidder.....	Duh-ridder
Dybizc.....	Dye-biss
Gianluca Esteves.....	Gee-un-luca Eh-stev-vez
Gallacher.....	Gall-uh-cur
Kamer.....	KAY-mer
Krygier.....	KREE-gurr
Nicolas Müller.....	Nee-co-las Mew-ler
Nienhuis.....	Neen-house
Nodler.....	NODD-ler





COVERING THE SPARTANS

MEDIA CREDENTIALS

All requests for media credentials must be placed with Jeff Barnes in the MSU Athletic Communications Office. Priority for issuance of credentials will be given to daily newspapers and television stations which regularly cover the hockey program. All credentials for print media are issued on basis of circulation. Upon acceptance of application, appropriate credentials are held for pickup at the media will-call window at the media entrance (east entrance of Munn).

Credentials are non-transferrable and must be displayed at all times. A credential is issued only to an accredited agency's employee who has a legitimate working function in connection with the event. Children under 12 or of NCAA prospect age are not permitted in the MSU press facilities.

WEEKLY PRESS CONFERENCE

Coach Cole will hold a weekly media availability throughout the season. Day, time, location are communicated through the Athletic Communications office; the schedule is subject to change based on coaches schedules, idle weeks in the playing schedule, or university calendar.

INTERVIEWS

All interviews must be arranged through Jeff Barnes in the athletic communications office, and are most helpful if requests are made 24 hours in advance of the interview. Player contact information will not be made available to reporters, per Department of Athletics policy.

POST-GAME INTERVIEWS (Home Games)

Coach Cole will host a press conference beginning approximately 10 minutes following the conclusion of the game via Zoom.

Following Coach Cole's press conference, selected Michigan State players will be available for interviews.

Interviews with the visiting coach and players should be arranged through the visiting SID.

VIDEO FOOTAGE REQUESTS

Requests for video footage can be made through MSU's in-house video production team, Spartan Vision. Spartan Vision is responsible for online, live event and BTN StudentU productions for Michigan State Athletics.

PARKING

Media parking is in lot 79W, with an entrance off of Shaw Lane at the south end of Spartan Stadium.

PRESS BOX

Michigan State's working press facilities are located on the south side of Munn Ice Arena in a raised area above the concourse. For the 2020-21 season, media will be working from various platforms on the concourse.

Working press, radio and television personnel are assigned space in the working area; scouts and players are not permitted in the press box at any time as per MSU, Big Ten and NCAA rules. Credentials must be displayed at all times; abuse of working media credentials will be grounds for removal from the press box, and could result in the rejection of future credential requests.

RADIO BROADCASTS

Opponent radio stations wishing to broadcast from Munn Arena are asked to make arrangements through both the visiting team's SID and Jeff Barnes no less than one week prior to the game.

TELEVISION

Special arrangements must be made through Athletic Communications and Matt McCulloch at 517-884-0034 for television broadcasts. Television stations shooting highlights will be allotted space on the TV/photo deck below the press box.

PHOTOGRAPHERS

All photographers are required to check in with Jeff Barnes prior to the game to receive position assignments and credentials must be worn while shooting.

SERVICES

For the 2020-21 season, complete game summaries (shot charts, game summary, etc.) will be distributed at the conclusion of each period and at the end of the game via email. Wireless internet access is available for accredited media.

MSUSPARTANS.COM

Updated releases, statistics, game notes, player features and interviews are available on the official web site of MSU Athletics.

TCF BANK SPARTAN MEDIA NETWORK

Listeners can tune in to every Spartan game, home and away, with play-by-play man Scott Moore calling the action. Joining Moore as color commentator for his 14th season is former Spartan forward Rob Woodward. Moore, in his 24th season as the MSU hockey radio voice, has been broadcasting sports in the mid-Michigan area for over 30 years.

Broadcasts are available on WJIM-AM 1240, WFN-AM 730, SpartanSportsNetwork.com and the Spartan Sports Network 24/7 mobile app.

DANTON COLE RADIO SHOW

The TCF Bank Spartan Media Network produces and distributes the Danton Cole Radio Show. The Show can be heard locally on flagship station WJIM-AM 1240.

Weekly special guests join MSU play-by-play announcer Scott Moore, analyst Rob Woodward and head coach Danton Cole, discussing an array of topics in and outside the world of sports.

On days when the show conflicts with men's basketball games, it will be moved to either Monday or Wednesday. Check the hockey page at MSUSpartans.com for the most up-to-date schedule.

SOCIAL MEDIA

Michigan State hockey maintains several social media accounts to keep you up-to-date with everything happening in the program.

COVERING THE SPARTANS

SPARTANS ALL-ACCESS

Spartans All-Access is a sports docu-series providing an exclusive look into Michigan State Athletics, its student-athletes, coaches and the people that make the Michigan State Athletics family. The series airs each Monday at 5:30 p.m. on Fox Sports Detroit. The show is produced by the Emmy award-winning Spartan Vision team.

 [MSUSpartanHockey](#)

 [@MSU_Hockey](#)

 [@MSU_Hockey](#)



MICHIGAN STATE ATHLETIC COMMUNICATIONS

ADDRESS: 550 S. Harrison Rd.
East Lansing, MI 48823
517-355-2271

ASSOCIATE AD/COMMUNICATIONS

Matt Larson

DIRECTOR, ATHLETIC COMMUNICATIONS

Jamie Baldwin

ASSISTANT/ASSOCIATE DIRECTORS

Ben Phlegar, Mex Carey, Jeff Barnes,
Kara Fisher, Zach Fisher

HOCKEY CONTACT: Jeff Barnes

Assistant Director, Athletic Communications
jbarnes@ath.msu.edu

DIRECTOR OF GRAPHIC DESIGN

Kyle Barnes

OFFICE COORDINATOR

Paulette Martis

DIRECTOR OF DIGITAL PRODUCTION

Nick Baker

VIDEO PRODUCERS

Bob Armstrong, Andrew Constans,
Jacob Huber, Matt McCulloch, Ben
Owen, Julian Stall, Renae Weaver

MICHIGAN STATE UNIVERSITY ADMINISTRATION

PRESIDENT

SAMUEL L. STANLEY JR., M.D.



Samuel L. Stanley Jr., M.D., was selected by the Michigan State University Board of Trustees as MSU's 21st president, effective Aug. 1, 2019.

Since his arrival at MSU, Dr. Stanley has moved decisively to ensure the university is a safe, respectful and welcoming place for all. Student success and well-being, and continuing to grow MSU's extraordinary regional and global impact, are his continuing top priorities.

Committed to first listening to and learning from members of the campus community, he has visited each of the university's 17 degree-granting colleges and met with thousands of students, faculty, staff and alumni, as well as other groups and external stakeholders.

In his first few months, Dr. Stanley oversaw several changes in the institution's administration, organization and programs to improve accountability, operations and services. These include reorganizing oversight of the university's three medical colleges and its clinical services. He seeks to continue to expand the university's research portfolio, exceeding \$715 million in 2018 expenditures, recognizing MSU's role in creating new knowledge and addressing the world's most significant challenges.

Dr. Stanley has launched a comprehensive strategic planning process for the university. He also named a diversity, equity and inclusion planning committee and has commissioned a feasibility study for a multicultural center. He appointed two expert presidential advisers who are directing the development and implementation of an action plan for the university to become a leader in preventing relationship violence and sexual misconduct.

Prior to becoming MSU's 21st president, Dr. Stanley served as president of Stony Brook University on Long Island in New York. As its fifth president, he recorded the most successful fundraising year in the university's history and championed legislation that helped Stony Brook hire more than 240 new faculty over five years. At Stony Brook, he also focused on improving campus diversity and student success and elevated the university's research profile through means such as a new institute for artificial intelligence. He chaired the board of Brookhaven Science Associates, which manages Brookhaven National Laboratory on behalf of the U.S. Department of Energy.

Born in Seattle, Dr. Stanley earned a Bachelor of Arts in biological sciences (Phi Beta Kappa) from the University of Chicago. After earning his medical degree from Harvard Medical School in 1980, he completed resident-physician training at Massachusetts General Hospital and then went to Washington University in St. Louis in 1983 for a School of Medicine fellowship in infectious diseases. There, he became a professor in the departments of both medicine and molecular microbiology in recognition of the collaborative nature of his research.

A distinguished biomedical researcher, Dr. Stanley was one of the nation's top recipients of support from the National Institutes of Health for his research focusing on enhanced defense against emerging infectious diseases. He is an expert in the biological mechanisms that cells employ when responding to infectious agents, such as parasites, bacteria and viruses — a process known as the inflammatory response.

In 2006, Dr. Stanley was appointed vice chancellor for research at Washington University, serving in that position until he was appointed president of Stony Brook in 2009.

Dr. Stanley has served as chair of the National Science Advisory Board for Biosecurity, which advises the U.S. government on issues related to the communication, dissemination and performance of sensitive biological research. He was a member of the National Advisory Allergy and Infectious Diseases Council at the NIH and a member of the NIH director's

Blue Ribbon Panel on the National Emerging Infectious Diseases Laboratories. He also served as an ambassador for the Paul G. Rogers Society for Global Health Research and has received an Honorary Doctorate in Science from Konkuk University in South Korea. He is a member of the Board of Directors of the Association of American Universities and has served on the NCAA Board of Directors and NCAA Board of Governors.



MICHIGAN STATE UNIVERSITY ADMINISTRATION

A researcher, patent holder and former technology transfer executive, Dr. Stanley supports academic and industry collaborations to leverage both their economic impact and the potentially enormous contributions they can make to society. His extensive experience gives him invaluable perspective on the emerging field of translational research. Dr. Stanley also continues to work as a strong advocate for federal funding of basic research, working through organizations such as the AAU to promote the critical role of university research in innovation and discovery.

President Stanley's wife, Ellen Li, M.D., Ph.D., is a distinguished biomedical researcher and gastroenterologist. In addition to her roles as a clinician and scientist, Dr. Li has tutored students in chemistry and mentored many students interested in biomedical research. Dr. Stanley and Dr. Li have four children.

President Stanley's wife, Ellen Li, M.D., Ph.D., is a distinguished biomedical researcher and gastroenterologist. In addition to her roles as a clinician and scientist, Dr. Li tutors students in chemistry and has mentored many students interested in biomedical research. Dr. Stanley and Dr. Li have four children.



BOARD OF TRUSTEES



DIANNE BYRUM
Chair



DAN KELLY
Vice Chair



JOEL FERGUSON



MELANIE FOSTER



RENEE KNAKE JEFFERSON



BRIAN MOSALLAM



BRIANNA T. SCOTT



KELLY TEBAY

For biographical information, visit trustees.msu.edu



DIRECTOR OF ATHLETICS BILL BEEKMAN

"Leading the proud tradition of Spartan athletics is a great honor. Since I stepped in as interim athletic director, my focus has been the health, safety and education of our student athletes. My job, and the job of our department, is to give them the tools and support they need to be successful on the field, successful in the classroom and, most importantly, successful in life after they leave MSU. Spartan athletics has a championship history, and we will continue to chase those championship dreams, doing so with integrity and always striving to improve."

--Bill Beekman



Bill Beekman officially assumed the role of MSU's 19th athletics director on July 17, 2018. He was appointed interim athletic director on Feb. 5, 2018, before taking over the position full time.

Beekman is responsible for oversight of MSU's 25 varsity sports teams as well as the care of more than 700 Spartan student-athletes. He provides leadership in the areas of sports management, game operations, financial administration, personnel, advancement, corporate interaction, facility management, marketing and communication.

Although the 2019-20 athletic year was cut short in mid-March due to the COVID-19 pandemic, the Spartans still achieved remarkable success right up to the end of competition. MSU's last home event in 2019-20 saw the men's basketball team win its third consecutive Big Ten regular-season title and 10th overall under Hall of Fame Coach Tom Izzo with an 80-69 victory over Ohio State on Senior Day. In the fall, the women's cross country team claimed its fifth Big Ten Championship under Walt Drenth and also won the Great Lakes Regional title while placing sixth at the NCAA Championships. Mark Dantonio became the winningest coach in school history as the football team won the New Era Pinstripe Bowl at Yankee Stadium, the program's 12th bowl appearance in the last 13 years. Following Dantonio's retirement in February, Beekman hired Mel Tucker on Feb. 12 as the 25th head football coach in MSU history.

The Spartans were just as impressive off the field, posting record-breaking numbers in the fall and spring semesters in 2019-20. MSU Athletics recorded the highest all-time cumulative grade-point average (3.249) in the history of the department during the 2020 spring semester; it also marked the 19th consecutive semester the department has achieved over a 3.00 cumulative GPA. In the fall of 2019, MSU Athletics had its best-ever semester GPA (3.1674), only to be topped in the spring of 2020 (3.3578). Twenty teams delivered a cumulative GPA over a 3.0 in the spring, tying a department record, and the 20 teams posting a semester GPA over a 3.0 set a record. In addition, seven teams established a new program record for highest cumulative GPA and 14 teams delivered their best semester GPA in program history.

Individually, records were set with an all-time high 105 students posting a perfect 4.0 semester GPA in the spring semester of 2020 and 516 students recording a 3.0 or higher. In addition, 349 student-athletes were recognized on the Academic All-Big Ten team. On a national level, the men's basketball, ice hockey, men's soccer, men's swimming and diving, men's tennis and women's gymnastics programs earned NCAA APR Public Recognition Awards (ranked among the top 10 percent of their sports in the most recent Academic Progress Rate results).

Michigan State also measured at an all-time department high of 91 percent according to the NCAA's Graduation Success Rate (GSR). Seven sports (men's basketball, men's tennis, rowing, field hockey, women's golf, women's soccer and volleyball) produced a perfect 100 percent GSR and the football program posted its all-time high GSR of 90 percent in the most recent NCAA figures that were released in October 2019 (graduation rates for classes 2009-13). MSU Athletics is succeeding at record levels in the Federal Graduation Rate (FGR) as well, posting a record high in the four-year (76 percent) mark.

In his first full season as athletic director in 2018-19, the men's basketball team advanced to the Final Four and won Big Ten regular season and tournament titles, men's soccer reached the College Cup for the first time since 1968, and the football team earned a bowl bid for the 11th time in the past 12 seasons. In addition, the men's and women's golf teams both played in the NCAA Regionals, the women's cross country team placed 11th at the NCAA Championships, and the women's basketball team earned a berth in the NCAA Tournament for the ninth time under head coach Suzy Merchant.

An MSU alumnus, Beekman has served his alma mater since 1995, assuming his most previous recent role as vice president and secretary of the Board of Trustees in 2008. Previously, he served as executive director of the MSU Alumni Association, senior adviser to the provost and assistant dean for finance in the College of Human Medicine. Beekman also served briefly as acting president at Michigan State University in January 2018.

Beekman received his MBA from the Kellogg School of Management at Northwestern University, his Juris Doctorate from Wayne State University Law School, and his undergraduate degree in justice, morality and constitutional democracy from James Madison College at MSU.



CLARENCE L. "BIGGIE" MUNN ICE ARENA



Clarence L. "Biggie" Munn Ice Arena has been the site of countless memorable games and the home of some of the greatest teams in Michigan State history. Now, the home of Spartan hockey is on its way to re-establishing itself as one of the top arenas in the country with a \$24 million expansion project that commenced July 2019. Munn Ice Arena regularly welcomes one of the best home crowds in the collegiate game and provides an undeniable advantage as Spartan teams have posted an all-time winning percentage of .674 in the building. Michigan State has ranked in the top 10 of attendance nationally in seven of the last eight years. MSU's average home attendance of 5,939 in 2019-20 ranked sixth in the nation and was the program's best mark since 2003-04.

Munn, which was dedicated Nov. 1, 1974, has received several upgrades over the past few years leading up to the building's largest expansion project. The current expansion will provide a new dressing room, theatre, weight room, athletic training room, office space and a hall of history, in addition to several other amenities for Spartans.

Improvements to Munn since the fall of 2014 include: high-definition video boards, LED ribbon boards, increased chair-back seating, replacement of all bleacher seating, increased ADA compliant seating sections, theatrical lighting, concourse and team area décor.

Prior to the start of the 2014-15 season, the building's ice plant and HVAC systems were completely replaced, along with adding new boards and glass at the cost of over \$6 million. In the summer of 2013, Munn became

one of the first college hockey arenas to install an LED lighting system.

The first major renovation to the facility took place during the 1999-00 season when luxury boxes, club seating and a new press box were added.

When Munn Ice Arena, named in honor of late Spartan football coach and athletic director Biggie Munn, was built, it was a smashing attendance

success. With the Spartans playing exciting and winning hockey, Munn Ice Arena drew 118,875 during its first year of operation in 1974-75 and 154,880 in 1975-76, a mark that still stands for total home attendance in one season. The Spartans sold out their game against Northern Michigan on Dec. 19, 1985, and Munn Ice Arena has routinely featured raucous home crowds since. Munn had a sellout streak which lasted more than 17 full seasons and 323 consecutive regular-season games from 1985-2004. MSU drew at least 100,000 fans for 25 consecutive seasons and set a single-season record with an average of 6,722 fans in 1986-87.

Designed by Daverman Associates of Grand Rapids as a hockey-only facility, Munn Ice Arena avoids the scheduling conflicts found in other buildings.

With nearly 3,000 chairback seats and several ADA platforms installed in 2015, the official capacity of Munn Arena is 6,114.

ATTENDANCE RECORDS

SINGLE-GAME

1. 7,225 Michigan, 11/10/12
2. 7,121 Michigan, 3/1/01
3. 7,117 Michigan, 1/7/00
4. 7,116 Western Michigan, 2/17/07
5. 7,113 Michigan, 2/15/03
6. 7,103 Michigan, 2/10/12
7. 7,099 Michigan, 11/14/09
8. 7,092 Michigan, 11/3/06
9. 7,072 Michigan, 1/26/08
10. 6,994 Wisconsin, 3/7/15

SERIES

1. 14,028 Michigan 1/26/08--2/22/08
2. 13,834 Northern Michigan, 2/11-12/02
3. 13,780 Lake Superior State, 2/13-14/87
4. 13,760 Alaska Fairbanks, 2/18-19/00
5. 13,736 Providence 3/23-24/85
6. 13,715 Ferris State, 10/20/01-3/2/02
7. 13,665 Bowling Green, 11/30/86 & 2/6/87
8. 13,650 Northern Michigan, 11/9-10/00
9. 13,632 Lake Superior State, 2/21-22/86
10. 13,624 Maine, 11/21-22/86

CLARENCE L. "BIGGIE"
MUNN ICE ARENA

Opened: Nov. 1, 1974

Capacity: 6,114

Ice surface: 200 x 85 feet

Consecutive regular-season sellouts: 323

(Dec. 19, 1985 to March 5, 2004)

Record during streak: 232-63-28 (.762)

2018-19 attendance: 95,022 (16 games)

5,939 average (sixth nationally)

Overall Record at Munn: 562-254-70 (.674)

46 seasons

Winning Seasons: 36

Best Record: 20-1-2 (1985-86)

Single-Season Record: 154,880 (1975-76)

Single-Game Record: 7,225 (11/10/12)



YEAR-BY-YEAR HOME ATTENDANCE

YEAR	GAMES	TOTAL ATT.	AVG.	LARGEST CROWD
1950	8	7,048	881	
1950-51	10	11,879	1,188	
1951-52	12	14,749	1,229	
1952-53	9	8,995	999	
1953-54	14	9,617	687	
1954-55	12	10,437	870	
1955-56	13	13,005	1,000	
1956-57	11	15,291	1,390	
1957-58	14	20,610	1,472	
1958-59	8	19,118	2,390	
1959-60	12	13,522	1,127	
1960-61	10	15,607	1,561	
1961-62	11	18,920	1,720	
1962-63	9	18,297	2,033	
1963-64	10	12,917	1,292	
1964-65	12	26,440	2,203	
1965-66	12	23,563	1,964	
1966-67	11	25,124	2,284	
1967-68	12	21,852	1,821	
1968-69	10	23,430	2,343	
1969-70	12	25,878	2,157	
1970-71	16	44,906	2,807	
1971-72	16	51,534	3,221	
1972-73	16	51,430	3,214	
1973-74	18	67,737	3,763	
1974-75	20	118,875	5,944	
1975-76	24	154,880	6,453	
1976-77	20	126,960	6,348	
1977-78	20	119,582	5,979	
1978-79	20	89,681	4,484	
1979-80	18	87,653	4,870	
1980-81	18	81,013	4,501	
1981-82	20	103,038	5,152	
1982-83	20	128,876	6,444	
1983-84	24	153,548	6,398	
1984-85	22	144,945	6,588	
1985-86	23	151,529	6,588	
1986-87	23	154,615	6,722	

YEAR	GAMES	TOTAL ATT.	AVG.	LARGEST CROWD
1987-88	20	130,858	6,543	
1988-89	23	151,539	6,589	
1989-90	22	143,139	6,506	
1990-91	17	112,098	6,594	
1991-92	17	111,505	6,559	
1992-93	20	128,964	6,448	
1993-94	18	114,945	6,386	
1994-95	20	129,259	6,463	
1995-96	20	125,832	6,292	
1996-97	16	102,774	6,423	
1997-98	23	147,116	6,396	
1998-99	19	120,294	6,331	
1999-00	21	133,350	6,350	
2000-01	17	112,740	6,632	
2001-02*	21	206,565	9,836	
2002-03	17	109,994	6,470	
2003-04	24	154,507	6,438	
2004-05	19	107,833	5,675	
2005-06	21	106,652	5,079	
2006-07	17	98,057	5,768	
2007-08	23	126,672	5,507	
2008-09	15	82,088	5,473	6,759 (2/28/09)
2009-10	20	99,325	4,966	7,009 (1/14/09)
2010-11	17	90,993	5,353	6,823 (1/21/11)
2011-12	18	96,546	5,364	7,103 (2/10/12)
2012-13	17	99,767	5,869	7,225 (1/10/13)
2013-14	18	97,063	5,392	6,531 (1/24/14)
2014-15	15	85,997	5,733	6,994 (3/7/15)
2015-16	18	93,315	5,184	6,465 (2/6/16)
2016-17	16	72,571	4,536	6,556 (1/21/17)
2017-18	16	82,511	5,157	6,392 (12/1/17)
2018-19	14	76,453	5,461	6,406 (11/30/18)
2019-20	16	95,022	5,939	6,796 (2/14/20)
TOTAL	1,185	5,933,445	5,007	
MUNN TOTAL	886	5,286,985	5,967	

* Total includes the Cold War game that was played in Spartan Stadium and drew a then world-record crowd of 74,554 on Oct. 6. Munn Arena totals do not include this game.

YEAR-BY-YEAR RECORD AT MUNN ICE ARENA

YEAR	W	L	T	Winning %
1974-75	11	8	1	0.575
1975-76	12	10	2	0.542
1976-77	10	10	0	0.500
1977-78	6	13	1	0.325
1978-79	12	8	0	0.600
1979-80	9	9	0	0.500
1980-81	7	9	2	0.444
1981-82	15	5	0	0.750
1982-83	16	4	0	0.800
1983-84	20	4	0	0.833
1984-85	19	3	0	0.864
1985-86	20	1	2	0.913
1986-87	18	4	1	0.804
1987-88	15	4	1	0.775
1988-89	18	4	1	0.804
1989-90	16	3	3	0.795
1990-91	7	7	3	0.500
1991-92	13	2	2	0.824
1992-93	15	5	0	0.750
1993-94	9	7	2	0.556
1994-95	16	4	0	0.800
1995-96	15	5	0	0.750
1996-97	13	3	0	0.813

YEAR	W	L	T	Winning %
1997-98	17	2	4	0.826
1998-99	15	1	3	0.868
1999-00	17	3	1	0.833
2000-01	15	1	1	0.912
2001-02	18	1	1	0.925
2002-03	13	4	0	0.765
2003-04	12	10	2	0.542
2004-05	12	5	2	0.684
2005-06	13	5	3	0.690
2006-07	13	3	1	0.794
2007-08	14	5	4	0.696
2008-09	6	6	3	0.500
2009-10	11	5	4	0.650
2010-11	8	6	3	0.559
2011-12	11	3	4	0.722
2012-13	8	8	1	0.500
2013-14	9	6	3	0.583
2014-15	9	5	1	0.633
2015-16	5	10	3	0.361
2016-17	2	13	1	0.156
2017-18	8	7	1	0.531
2018-19	7	5	2	0.571
2019-20	7	8	1	0.469
TOTAL	562	254	70	0.674



Michigan
State



THE COACHING STAFF

SPARTAN HOCKEY

HEAD COACH DANTON COLE

Danton Cole, a coaching veteran with international, professional and collegiate experience, was appointed head coach of the Michigan State hockey program on April 11, 2017. He enters his fourth season behind the Spartan bench in 2020-21 and his 20th season overall as a head coach. Over Cole's career he has coached 105 players who have gone on to play in the National Hockey League and has amassed over 500 victories.

Cole, who was a key member of some of the most successful Spartan hockey teams in program history, came to Michigan State from USA Hockey's National Team Development Program where he mentored some of the nation's top young players on the U-17 and U-18 teams for seven seasons.

Under Cole's guidance, the Spartan program has gained significant momentum in all facets over his three seasons. On the ice, MSU has increased its Big Ten win and point totals in each of the last three seasons. Average attendance at Munn Ice Arena, which is undergoing a nearly \$23 million expansion, has also increased in each of Cole's three seasons. In the classroom, the team GPA has continued to climb as the Spartans' 3.263 in the spring of 2020 was the second best in program history.

The Spartans spent much of the 2019-20 season ranked in the top 20 nationally and their 11 conference wins were the second most in the league as MSU finished just six points out of first place. For the third consecutive year, MSU's strength of schedule ranked in the top five in the nation and the Spartans posted their most victories – 15 – since 2014-15.

MSU boasted five All-Big Ten honorees, including Patrick Khodorenko, who was named to the first team. Following the season, Khodorenko (New York Rangers) and fellow all-conference selection Jerad Rosburg (Dallas Stars) both signed NHL entry-level contracts.

Inside Munn, MSU posted its best average attendance – 5,939 – since 2003-04, which ranked sixth in the nation.

Year two of the Cole era saw the Spartans up both their Big Ten win and point total over the previous season. The Spartans posted a winning record at home for the second straight year and were also above .500 against conference foes at Munn Ice Arena, which again ranked in the top 10 nationally in attendance. Half of the Spartans' victories on the season came against top-15 opponents, which included a road sweep of No. 8 Cornell.

The Spartans' continued progress under Cole was furthered by Taro Hirose, who turned in one of the best seasons by a Spartan since 2000. Hirose tied for the national lead in points and ranked second in assists en route to being named Big Ten Player of the Year, a First Team All-American and a Hobey Baker Award finalist. The Big Ten scoring champion signed an entry-level contract with the Detroit Red Wings following the season, becoming the 100th player coached by Cole to reach the NHL.

Hirose was one of a program-record six Spartans to earn All-Big Ten accolades.

With the fourth-youngest roster in the nation that included just three seniors and 19 underclassmen, Cole facilitated progress in all facets of the Spartan program during his first season behind the bench in 2017-18. With five wins against ranked opponents, including three vs. top-10 teams, the Spartans improved their win total over the previous season against a schedule that ranked fifth-toughest in the country. In posting a winning record at home, including going undefeated against non-conference teams, the Spartans were rewarded with strong home crowds as Munn Ice Arena ranked 10th nationally in average home attendance during the season.



THE COLE FILE ...

EDUCATION: Bachelor's degree in finance from Michigan State in 1989

COLLEGIATE PLAYING EXPERIENCE: Michigan State 1985-89
NCAA Champions (1986), NCAA Frozen Four (1986, '87, '89), CCHA Champions (1986, '89), CCHA Tournament Champions (1987, '89), Big Ten Medal of Honor (1989)

NHL PLAYING EXPERIENCE: 1989-96
Winnipeg, Tampa Bay, New Jersey, New York Islanders, Chicago; 1995 Stanley Cup Champion with New Jersey

PREVIOUS COACHING EXPERIENCE:
Head Coach USNTDP, 2010-2017
IIHF U-18 World Championship Gold Medal (2012, '14), Bronze Medal (2016)

Head Coach Alabama-Huntsville, 2007-10
CHA Champions (2010), NCAA Tournament (2010)

Assistant Coach Bowling Green, 2006-07

Head Coach Motor City Mechanics (UHL), 2005-06

Head Coach Grand Rapids Griffins (AHL), 2002-05
Calder Cup Playoffs (2003, '04)

Head Coach Muskegon Fury (UHL), 2001-02
Colonial Cup Champions (2002)

Assistant Coach Grand Rapids Griffins (IHL), 1999-2001

PERSONAL: Born Jan. 10, 1967, in Pontiac, Mich.
Family: wife Debbie and three daughters; Ashton, Madeleine and Payton

The young Spartan roster was bolstered by the program's high-scoring trio of Hirose, Patrick Khodorenko and Mitchell Lewandowski. Lewandowski became the first Spartan since 2006 to be named a conference rookie of the year as he was voted Big Ten Freshman of the Year.

In the classroom, the Spartans have produced a total of 50 Academic All-Big Ten honors over Cole's tenure, including a program record 17 honorees in 2019-20. In the six semesters of Cole's tenure, the Spartans have produced four of the 10 highest team GPAs in program history. The Spartans' 3.263 in the spring of 2020 was the second best team GPA in program history.

Under Cole's leadership of the program, Munn Ice Arena is currently undergoing a \$24 million renovation. The expansion project on the south side of the arena will provide the Spartans with completely new team accommodations, including dressing room, weight room, video room, offices and players' lounge, among other amenities.

Prior to returning to Michigan State as the seventh head coach in program history, Cole's highly-successful run with USA Hockey included guiding the U.S. to two gold

medals (2012, 2014) and one bronze medal (2016) at the International Ice Hockey Federation Men's Under-18 World Championship and three top-three finishes at the World Under-17 Hockey Challenge (2011, 2013, 2014), the top events in each age group.

His teams also enjoyed success in numerous international tournaments, having captured U17 titles at the Four Nations (2010, 2012) and Vlad Dzurilla (2011) tournaments. While leading the U18s, the U.S. has placed first on three occasions in major competitions: twice at the Four Nations (2011, 2015) and once at Five Nations (2014) tournaments.

Cole's first taste of international coaching came with the U.S. Under-18 Select Team at the 2009 Ivan Hlinka Memorial Cup, where he served as assistant coach. He assumed that same role in 2013 for the bronze-medal winning U.S. Men's National Team at the IIHF Men's World Championship.

Cole's coaching career started immediately following his playing days. After retiring from the Grand Rapids Griffins in 1999-2000, he remained with the team for the season as an assistant before spending 2001-02 with Muskegon in the United Hockey League, guiding the team to the playoff championship.

Cole followed that with a nearly three-year stint as head coach of the Griffins which included two Calder Cup





Playoff appearances in 2003 and 2004. After coaching the UHL's Motor City Mechanics through 2006, he amassed a five-year pro coaching record of 222-126-17 (.632).

In 2006-07, Cole landed his first college job as an assistant at Bowling Green. After one year at BGSU, he was hired as head coach at Alabama-Huntsville where he went 23-59-12 in three seasons. He led UAH to the College Hockey America tournament title in his third season with the school in 2009-10, earning the program's second-ever berth in the NCAA Tournament, before moving on to USA Hockey in 2010.

Cole's playing career at MSU began in 1985-86 as he helped further the Spartans' trek to sustained national prominence. In his four years at Michigan State, the Spartans went 131-44-8 (.738), winning a NCAA National Championship (1986), making three NCAA Frozen Four appearances (1986, 1987, 1989), capturing two CCHA regular-season titles (1986, 1989) and two CCHA Tournament championships (1987, 1989).

As a junior at MSU, Cole was second in team scoring with 20 goals and 56 points, and then was the third-highest scorer as a senior with 29 goals and 62 points.

Cole, who was the recipient of the Distinguished Spartan Award in 2013, ended his Michigan State career with 69 goals and 94 assists for 163 points. He shares the MSU career games played record of 180 with former teammate Don McSween.



Cole graduated with a degree in finance and excelled in the classroom at MSU as he was a three-time CCHA All-Academic Team honoree. He is one of nine Spartan hockey players to have received the Big Ten Medal of Honor, garnering the accolade as a senior.

Cole was drafted in the sixth round, 123rd overall, by the Winnipeg Jets in the 1985 NHL Entry Draft. After making his pro debut with the AHL's Moncton Hawks in 1989-90,



Cole saw his first action in the NHL that season as well, recording two points in two games for the Jets.

Cole went on to play 11 seasons professionally. He played 318 NHL games over six seasons with Winnipeg, Tampa Bay, New Jersey, the New York Islanders and Chicago.

His best season in the NHL came in 1993-94 when he put up 20 goals and 23 assists for 43 points in 81 games for the Tampa Bay Lightning.

He is one of 15 Spartans to have hoisted the Stanley Cup as he helped the New Jersey Devils to the 1995 Cup.

Cole played four more seasons in the IHL for the Grand Rapids Griffins before retiring with the team in 1999-2000.

He represented the USA as a member of the Men's National Team on three occasions (1990, 1991, 1994) and earned outstanding player of the 1991 IIHF Men's World Championship.

A native Michigander, Cole was born in Pontiac and raised in Lansing. He played youth hockey around the state and then in the Ontario Junior Hockey League in 1984-85, recording 95 points in 41 games.

He graduated from Waverly High School, where he was a two-time all-league baseball selection, playing alongside Baseball Hall of Famer John Smoltz.

Cole, 53, and his wife Debbie, a Lansing native, have three daughters - Ashton, Madeleine and Payton.

ASSISTANT COACH CHRIS LUONGO

THE LUONGO FILE ...

EDUCATION: Bachelor's degree in general business from Michigan State in 1990

COLLEGIATE PLAYING EXPERIENCE: Michigan State, 1985-89

PROFESSIONAL PLAYING EXPERIENCE: 1989-2004
NHL (Detroit, New York Islanders, Ottawa), AHL, IHL, DEL (Germany)

PREVIOUS COACHING EXPERIENCE:

Assistant Coach	USNTDP, 2015-17
Head Coach	Alabama-Huntsville, 2010-12
Assistant Coach	Alabama-Huntsville, 2008-10
Assistant Coach	Wayne State, 2006-08
Assistant Coach	Motor City Mechanics (UHL), 2005-06



Chris Luongo, a former Spartan hockey captain, joined the Michigan State staff in May 2017 after having spent two seasons serving alongside Danton Cole as an assistant coach with the U.S. National Team Development Program.

Luongo has helped the Spartans make progress in all facets over his three seasons. The former Spartan defenseman has mentored a young defense corps that has included just one senior in two of his three years. In each of the last two seasons, a pair of Spartan defensemen have garnered all-conference recognition, as most recently defensive partners Jerad Rosburg and Dennis Cesana were voted to the All-Big Ten second team in 2019-20.

While with the NTDP, Luongo worked primarily with the team's defensemen and contributed tactically in all areas, including special teams.

Prior to joining USA Hockey, Luongo spent four seasons at the University of Alabama-Huntsville. Luongo served as an assistant under Cole from 2008-10, and then took over as head coach for two seasons, from 2010-12, when Cole departed for USA Hockey.

Luongo, a native of Fraser, got his first job in college hockey at Wayne State University, where he was an assistant coach under Bill Wilkinson for two seasons, from 2006-08.

Luongo's first job in coaching was with the Motor City Mechanics of the UHL (2005-06).

Prior to joining the coaching ranks, Luongo enjoyed a 15-year professional career that included appearing in a combined 218 NHL games for the Detroit Red Wings, New York Islanders and Ottawa Senators. Along with spending time in the AHL and IHL, Luongo played his final seven seasons in Germany.

Luongo's career at Michigan State was highlighted by an NCAA title his freshman season (1986) and then two more Frozen Four appearances (1987, 1989). The Spartans also captured two CCHA regular-season titles

(1986, 1989) and two CCHA Tournament championships (1987, 1989) as part of winning over 130 games during Luongo's four years in East Lansing.

During his MSU career, Luongo compiled 69 points in 157 games for the Spartans and served as an alternate captain during his junior season before being elected captain as a senior. He was a second-team All-CCHA selection as a senior and was voted the winner of MSU's Outstanding Defensive Player award in each of his final two seasons.

Luongo was a part of three U.S. Men's National Teams at the IIHF World Championship (1996, 1998, 2000), helping the USA earn the bronze medal in 1996. He also received USA Hockey's Bob Johnson Award, recognizing excellence in international hockey competition during the 1996 season.

Luongo earned his bachelor's degree in general business from MSU in 1990. His family includes his wife, Cheryl, and sons, Anthony, who is a senior at MSU, and Christopher, who is in high school.



ASSISTANT COACH JOE EXTER

THE EXTER FILE ...

EDUCATION: Bachelor's degree in political science from Merrimack in 2003

COLLEGIATE PLAYING EXPERIENCE: Merrimack, 2000-03

PROFESSIONAL PLAYING EXPERIENCE: 2003-05
ECHL

PREVIOUS COACHING EXPERIENCE:

Assistant Coach	Ohio State, 2011-17
Assistant Coach	USNTDP, 2007-11
Assistant Coach	Cedar Rapids RoughRiders (USHL), 2006-07
Assistant Coach	American International College, 2005-06



Joe Exter is in his fourth season at Michigan State after joining the coaching staff in May 2017. Exter came to MSU after highly-successful stints at Ohio State and the U.S. National Team Development Program.

While contributing to the Spartans' improvement in all areas over the last three seasons, Exter provides Spartan netminders an especially high level of expertise as one of the country's foremost goaltending tutors.

Exter played a significant role in upping John Lethemon's save percentage each season, which culminated last year with the third best single-season save percentage (.935) in MSU history, behind only Ryan Miller. Lethemon, a second team All-Big Ten selection in 2019-20, posted a 2.13 GAA, which ranks eighth best in MSU history.

In 2018-19, Exter helped goaltender Drew DeRider to a spot on the All-Big Ten Freshman team as one of six Spartans to earn all-conference accolades.

In his six seasons (2011-17) at Ohio State, Exter helped the Buckeyes reach the NCAA Tournament in 2017 and mentored three All-Americans in Mason Jobst (2017), Ryan Dzingel (2014) and Brady Hjelle (2013).

While with the USNTDP from 2007-11, Exter was on the coaching staff of the U.S. Men's National Under-18 Team for four IIHF World Men's Under-18 Championships, helping Team USA to a bronze medal in 2008, before capturing three consecutive gold medals from 2009-11.

His highly-accomplished tenure with USA Hockey also included serving on the staff at the World Junior Championship in 2010, '11 and '12. The team won gold in 2010 and then bronze in 2011, marking the first time the USA won back-to-back medals in the event.

As the first full-time goaltending coach with the NTDP, Exter was responsible for planning, designing and executing the regular on-ice practices for goaltenders, as well as scouting and evaluating the nation's top goaltending prospects. Exter was the coordinator of the revolutionary Warren Strelow National Goaltending Mentor Program, which is designed to recruit, develop and produce elite goaltenders across the United States.

Exter spent the 2006-07 season with the Cedar Rapids RoughRiders of the United States Hockey League, where he was responsible for the team's defensemen and goaltenders, as well as overseeing scouting and recruiting efforts.

A native of Cranston, Rhode Island, Exter got his first college hockey coaching opportunity in 2005-06, serving as an assistant coach at American International College.

Exter began his coaching career as an assistant at Cushing Academy, his alma mater.

Exter was a 2003 second-team All-Hockey East selection at Merrimack and earned a spot on the league's 2001 all-rookie team. He served as team captain as a senior after being named an assistant captain the prior season. He was the team's MVP in 2003 and also garnered the Players Coach Award.

Following his collegiate career, Exter spent two seasons in the Pittsburgh Penguins organization, playing for the ECHL's Wheeling Nailers.

Exter earned his bachelor's degree in political science from Merrimack in 2003. He is married to Erin Van Bruggen and the couple has one son, Maxwell, who was born in 2012.



Michigan
State



THE SPARTANS

SPARTAN HOCKEY

11

TOMMY APAP

SR. / F / 6-2 1/2 / 206
BLOOMFIELD HILLS, MICHIGAN



THE SPARTANS

2019-20 (JUNIOR)

Voted the team's Most Improved Player as he recorded career highs in goals (7), assists (5) and points (12) ... Academic All-Big Ten ... His 12 points were more than his first two seasons combined ... Ranked second in the Big Ten in faceoff winning percentage at .587, while leading the league in total wins with 389 – 46 more than any other player ... Had the first two-goal game of his career in the season-opening win at Northern Michigan (10/11), which included getting his first career game-winning goal ... Had an assist in a win at Colorado College (10/26) ... Scored the third goal in 3-0 win over Michigan (11/16) ... Picked up an assist in a 3-0 win over No. 19 Wisconsin (12/6) ... Scored against No. 15/16 Arizona State (12/14) ... Assisted on Gianluca Esteves' game-winning goal vs. Minnesota (1/10) ... Had a goal and assists in a 4-0 win at Wisconsin (1/17) ... Scored his first career shorthanded goal in a 2-1 OT loss to No. 9 Penn State (1/25) ... Picked up an assist in a come-from-behind win at Minnesota (2/8) ... Scored the first goal of the game in a 3-1 win at Notre Dame (2/28).

2018-19 (SOPHOMORE)

Skated in all 36 games, registering six points (3g, 3a) ... Voted winner of the team's Spartan Shield Award ... Ranked fourth among the Big Ten's regular centermen in faceoff winning percentage .570 ... Was second in the conference in total faceoff wins with 391 ... Scored his first goal of the season in a 4-2 win over Minnesota on the road (11/24) ... Picked up an assist in the Spartans' 4-3 victory over Michigan (11/30) ... Scored his second goal of the season in the first period of the Spartans' 6-4 victory over No. 11 Penn State (1/12) ... Assisted on Cole Krygier's goal in a win over Minnesota (1/20) ... Scored at Ohio State (3/1).

2017-18 (FRESHMAN)

Ranked second in the Big Ten in faceoff winning percentage at .582 (272-195) ... Had four points (2g, 2a) in 30 games ... Was fourth in faceoff winning percentage among all freshmen nationally that took at least 100

draws ... Scored his first career goal in the opening period of the Spartans' first victory of the year, a 3-2 win over Bowling Green (10/14) ... Had a goal in the Spartans' final game of the season at Ohio State (3/3) in the Big Ten Tournament quarterfinals ... Missed six games with an injury before returning to the lineup in a win at Wisconsin (1/12) ... Assisted on Brennan Sanford's goal at Penn State (11/24) ... Had an assist in a 6-3 win at Ohio State (2/3).

PRIOR TO MSU

Played his second USHL season with the Youngstown Phantoms in 2016-17, recording 20 points (4g, 16a) in 58 regular-season games, while adding a goal in five playoff contests ... Made his USHL debut with the Fargo Force in 2015-16 and played 14 games with the club before being dealt to Youngstown where he had 15 points (4g, 11a) in 38 games ... Put up 39 points (13g, 26a) in 57 regular-season games with the Wichita Falls Wildcats of the NAHL in 2014-15 and then added three goals and three assists in six playoff games ... Played three seasons (2011-14) for University of Detroit Jesuit High School earning All-State honors each year ... His best year came in 2013-14 where he had 63 points (14g, 49a) in 29 games.

PERSONAL

Born Feb. 27, 1996 in Bloomfield Hills, Michigan ... Son of Maureen and the late Paul ... Father was a 1987 graduate of Michigan State ... Lists Pavel Datsyuk as his favorite player because "he plays both ends of the ice" ... Was a two-time All-State honoree in lacrosse ... Parents are his biggest hockey influences as they built a rink in their backyard each winter ... Has two younger siblings, Teddy and Ellie.

CAREER STATISTICS

YEAR	GP	G	A	PTS	PPG	SHG	GWG	+/-	PEN-MIN
2017-18	30	2	2	4	0	0	0	-9	3-6
2018-19	36	3	3	6	0	0	0	E	13-42
2019-20	36	7	5	12	0	1	2	-6	4-8
TOTAL	102	12	10	22	0	1	2	-15	20-56

22

DENNIS CESANA

JR. / D / 5-9 / 182
PROVIDENCE, RHODE ISLAND

2019-20 (SOPHOMORE)

Voted to the All-Big Ten Second Team ... Academic All-Big Ten ... Ranked second on the team in points with 22, which was third most among all Big Ten defensemen ... His 15 assists were second most on the team, while his career-high seven goals tied for second among the league's blueliners ... Tied for second on the team and first among B1G defensemen in power-play goals with three ... Scored his first goal of the season in a win at Northern Michigan (10/11) ... Had his first of five multi-point games on the year with a goal and assist vs. No. 4 Cornell (11/1) ... Picked up a goal and assist at No. 6 Penn State (11/9) ... Assisted on Sam Saliba's game-winning goal in the third period vs. No. 3 Notre Dame (11/23) ... Had two assists, including on the overtime game-winner, in a 5-4 win vs. No. 19 Wisconsin (12/6) ... Assisted on Mitchell Lewandowski's overtime winner vs. No. 15/16 Arizona State (12/15) ... Tied a career high with three points (1g, 2a) against Ferris State (12/31), earning a spot on the GLI All-Tournament team ... Had two assists in the 4-2 win over No. 9 Penn State (1/24) ... Scored the first (power play) of three ASU goals in the third period in a 4-2 win at Minnesota (2/8) ... Had points (1g, 1a) in both games vs. Michigan (2/14, 17) to extend his point streak to a season long three games ... Scored his first-career game-winning goal in a 3-1 win at Notre Dame (2/28) and picked up an assist the following night in a tie with the Irish.

2018-19 (FRESHMAN)

Voted to the Big Ten All-Freshman Team ... Led all Big Ten rookies in assists (21) and was second in points (24) ... Voted the winner of the team's Outstanding Rookie Award ... His 21 assists were sixth most among all freshmen nationally and second among defensemen ... His 24 points were the most by a Spartan freshman defenseman since Jeff Petry had the same amount in 2007-08 ... Only Spartan freshman to play in all 36 games ... Recorded seven multi-point games, including three three-point games ... Recorded his first-collegiate goal and added an assist in the Spartans' 5-2 win over Cornell (10/26) ... Had his first two-assist game at ASU (11/9) ... Tallied an assist on Mitch Lewandowski's game-winning goal in the third period vs. Michigan (11/30) ... Had two three-point games in a week, the first of which came vs. LSSU (12/31) with a goal and two assists, earning a spot on the GLI All-Tournament Team



... Recorded two assists and then scored the game-tying goal with 47 seconds left in a 7-7 tie with Ohio State (1/4) ... Had his third three-point game of the season with three assists in a win over Minnesota (1/19) ... Picked up two assists in the Spartans' 4-1 victory over Wisconsin (2/1) ... Had two assists in the series vs. Michigan (2/8-9) ... Had his seventh multi-point game of the season with two assists in a 3-2 win at Ohio State (3/2) ... Got his first-collegiate point with an assist on Taro Hirose's goal vs. NMU (10/13).

PRIOR TO MSU

Ranked fourth among all players and first among defensemen in the AJHL in points with 75 points in 60 regular-season games in 2017-18 ... Had a league-high 61 assists – 14 more than any other player – in his second season playing for the Brooks Bandits ... Fifteen of his assists came on the power play, which was third best in the league ... Recorded 12 points (4g, 8a) in 15 playoff games to end the season ... 2017-18 team captain ... Produced 52 points (12g, 40a) in 59 games for Brooks in 2016-17, which ranked second among all defensemen in the AJHL ... His 40 assists were 12th most in the league ... Recorded 16 points (6g, 10a) in 13 playoff games in helping lead the Bandits to the 2017 AJHL's Centennial Cup title ... Played for Kimball Union Academy and the Boston Jr. Bruins Selects U18 team in 2015-16 ... Had 34 points (7g, 27a) in 35 games for Kimball Union and then eight points (4g, 4a) in 14 games for the Jr. Bruins ... Also played for Kimball Union in 2013-14 and 2014-15.

PERSONAL

Born April 4, 1998 in Providence, Rhode Island ... Son of Dennis and Barbara ... Father, Dennis, played hockey at RPI ... Lists former Spartan defenseman Torey Krug as his favorite NHL player and the Boston Bruins as his favorite NHL team ... His dad is his biggest hockey influence because "he coached me from the time I was 2 until I was 12."

CAREER STATISTICS

YEAR	GP	G	A	PTS	PPG	SHG	GWG	+/-	PEN-MIN
2018-19	36	3	21	24	0	0	0	-1	7-14
2019-20	36	7	15	22	3	0	1	-1	14-28
TOTAL	72	10	36	46	3	0	1	-2	21-42



29

**PIERCE
CHARLESON****FR. / G / G-2 / 186
AURORA, ONTARIO****PRIOR TO MSU**

Led all Canadian Junior Hockey League goaltenders across all leagues in wins in 2019-20 with 36 ... Went 36-10-2 for the Brooks Bandits of the AJHL with a 2.66 GAA and .890 save percentage ... Led the Brooks Bandits to the 2019 AJHL championship and Centennial Cup (National Junior A championship), putting up a 2.11 GAA and .907 save percentage in 15 playoff games ... Went 42-2 with a 2.16 GAA and .913 save percentage in 44 regular season games for Brooks in 2018-19 ... Posted a 1.51 GAA and .921 save percentage for the Caledonia Corvairs of the Greater Ontario Junior Hockey League in 2017-18 ... Spent most of the 2016-17 season with the Barrie Colts Midget AAA team, posting a 2.41 GAA in 20 games ... Also played midget hockey for the York Simcoe Express.



7

CHARLIE COMBS

GR. / F / 5-6 / 181
ST. LOUIS, MISSOURI



PRIOR TO MSU

Produced 60 points, including 36 goals and 24 assists, in 108 career games over three seasons for Bemidji State from 2017-20 ... Recorded double-digit goal totals – 13, 11, 12 (respectively) – in each of his three seasons for the Beavers ... Appeared in 33 games as a junior, recording 12 goals and six assists for 18 points ... Tied for second on the team with three game-winning goals and was second in shots on goal with 113 ... Was named to the WCHA All-Academic team in 2019-20 ... Ranked second on the team in 2018-19 with 22 points, including 11 goals, which tied for the team lead ... Tied for the team lead in power-play goals (4) and led BSU in shots on goal (119) ... Produced a career-high 13 goals as a freshman and ranked fifth on the team with 20 points ... Was second in power-play goals (5) and led the team in shots on goal (128) ... Played two seasons (2015-17) for the Wenatchee Wild of the BCHL prior to enrolling at Bemidji State ... Was a BCHL First Team All-Star in 2016-17.

PERSONAL

Born July 13, 1996 in St. Louis, Mo. ... Son of Martha and Charles.



CAREER STATISTICS (BEMIDJI STATE)

YEAR	GP	G	A	PTS	PPG	SHG	GWG	+/-	PEN-MIN
2017-18	37	13	7	20	5	0	1	-14	8-16
2018-19	38	11	11	22	4	0	0	-6	12-24
2019-20	33	12	6	18	2	0	2	+2	9-18
TOTAL	108	36	24	60	11	0	3	-18	29-58

5

POWELL
CONNOR

FR. / D / 6-2 / 183
VERNON, BRITISH COLUMBIA



PRIOR TO MSU

Played four seasons in the BCHL ... Was third among all Trail Smoke Eaters defensemen in points in 2019-20 with a career high 27 ... His 21 assists ranked second among the team's blueliners ... Played for Canada West at the 2019 World Junior A Challenge ... Recorded 11 points (2g, 9a) in 47 games in 2018-19, while adding five assists in 12 playoff games for Trail ... Played the 2017-18 season for the Chilliwack Chiefs where he was second in points (21) and assists (19) among the team's defensemen ... Helped lead Chilliwack to the 2018 RBC Cup title ... Made his BCHL debut in 2016-17, playing 49 regular season games for Chilliwack, producing 16 points (3g, 13a) ... Saw action in 23 playoff games as well as a rookie, helping Chilliwack to the BCHL Fred Page Cup final.

1

DREW DeRIDDER

JR. / G / 5-11 / 175
FENTON, MICHIGAN

2019-20 (SOPHOMORE)

Made four starts, posting a 2.80 GAA and .901 save percentage ... Academic All-Big Ten ... Made a season-high 33 saves in a 1-0 loss to Ohio State (2/21).

2018-19 (FRESHMAN)

Voted to the Big Ten All-Freshman Team ... Was the youngest goalie in NCAA Division I ... Led MSU with a 3.23 GAA and .906 save percentage ... Made 17 appearances – all starts ... Longest stretch of starts was five consecutive (1/26-2/9) ... Had 30 or more saves nine times, including three games with 40-plus saves ... Made a career-high 52 saves in a tie vs. Wisconsin (2/2) – the most saves by an MSU goaltender since Jeff Lerg in Jan. 2009 ... Recorded his first collegiate win in a 4-2 victory at Minnesota, making 28 saves, including 16 in the third period (11/24) ... Stopped 43 shots the next time out in a 4-3 win over Michigan at Munn (11/30) ... Turned away 35 shots the following night at Michigan (12/1) and was perfect in the shootout to help MSU take five of six points in the series and earn Big Ten Second Star of the Week honors ... Made 45 stops in another tie with Michigan in the GLI (12/31) ... Stopped 27 shots in a 4-1 win over Wisconsin (2/1) ... Made his collegiate debut against Northern Michigan (10/13).

PRIOR TO MSU

Played 42 games for the U.S. National Team Development Program U-18 team in 2017-18, posting a 2.67 GAA and .899 save percentage ... Helped the U.S. to a silver medal at the IIHF U18 World Championship ... Went 3-0-0-1 (W-OTW-OTL-L) with a 2.52 GAA and .900 save percentage in helping the U.S. capture the 2018 Five Nations Tournament championship ... Had a 34-save shutout in a win over Dartmouth (10/20) ... Led the USA to a gold medal at the 2016 Youth Olympic Games in Lillehammer, Norway, going 4-0 with a 1.00 GAA and .949 save percentage ... Played the 2016-17 season for Cedar Rapids in the USHL where he posted



a 3.27 GAA and .890 save percentage in 41 games ... Played midget hockey for the Oakland Jr. Grizzlies in 2015-16, recording a 2.08 GAA and .929 save percentage in 21 games.

PERSONAL

Born May 1, 2000 in Lake Forest, Illinois ... Son of James and Jennifer ... Favorite NHL team is the Detroit Red Wings and favorite NHL goaltender is Braden Holtby ... Lists his dad, James, as his biggest hockey influence and his parents as his heroes.

CAREER STATISTICS

YEAR	GP	GS	MP	GA	Svs	GAA	Sv%	ShO	RECORD
2018-19	17	17	1002:43	54	520	3.23	.906	0	3-8-5
2019-20	4	4	214:10	10	91	2.80	.901	0	0-4-0
TOTALS	21	21	1216:53	64	611	3.16	.905	0	3-12-5



6

**CAL
DYBICZ****FR. / D / 6-1 / 181****ELK GROVE VILLAGE, ILLINOIS****PRIOR TO MSU**

Appeared in 47 games for the Tri-City Storm in his second full USHL season in 2019-20, putting up 10 points (2g, 8a) ... Had eight points (1g, 7a) in 57 games for the Storm in 2018-19, helping the team to the USHL regular season title ... Played 46 games for the Minnesota Magicians of the NAHL, collecting 24 points (8g, 16a), his first full season in junior hockey in 2017-18 ... Made his USHL debut in 2016-17, picking up one assist five games for Cedar Rapids ... Played two seasons of U16 for the Milwaukee Jr. Admirals ... Played bantam hockey for the Chicago Mission.

28

GIANLUCA ESTEVES

SR. / F / 5-9 / 172
WINNIPEG, MANITOBA

2019-20 (JUNIOR)

Academic All-Big Ten ... Recorded a career high eight points, including two goals and six assists, as he played in every game ... Earned an assist in the season-opener at Northern Michigan (10/11) ... Scored his first career goal and had his first two-point game (1g, 1a) in a win at Colorado College (10/26) ... Had an assist in a 3-0 win over No. 19 Wisconsin (12/6) ... Netted his first career game-winning goal in a 4-1 win over Minnesota (1/10) ... Had assists in both games of a split at Wisconsin (1/17-18) and then picked up a helper in a 4-2 win over No. 9 Penn State (1/24) to give him a career best three-game point streak ... Finished the season with a plus-1 rating.

2018-19 (SOPHOMORE)

Academic All-Big Ten ... Saw action in three games.

2017-18 (FRESHMAN)

Saw action in 35 games – second most of any freshman ... Two of his three points came over the final four games of the year – had an assist at Notre Dame (2/23) and then one at Ohio State (3/2) in the Big Ten Tournament quarterfinals ... Earned his first-career point with an assist in a win over LSSU (10/28) ... Was one of one of two players to finish the season with a plus rating (plus-2).

**PRIOR TO MSU**

Put up 45 points (17g, 28a) in 60 regular-season games for the Aston Rebels in his first season in the NAHL in 2016-17 ... Helped lead the Rebels to the NAHL Robertson Cup Finals, recording nine points (5g, 4a) in 12 playoff games, earning a spot on the Robertson Cup All-Tournament Team ... Played two seasons for the Winnipeg Blues of the MJHL, registering 26 points (14g, 12a) in 52 games in 2014-15 and then 39 points (12g, 27a) in 56 games the following year ... Played AAA hockey for the Winnipeg Wild in 2013-14 where he had 52 points (21g, 31a) in 44 contests.

PERSONAL

Born Jan. 29, 1997 in Winnipeg, Manitoba ... Son of Jorge Esteves and Rosa Militano ... Attended St. Paul's High School in Winnipeg where he played varsity soccer ... Favorite player is Paul Kariya ... Lists his parents as his biggest hockey influences and his father as his idol because "he's always found a way to help me in hockey, even though he has never played the game."

CAREER STATISTICS

YEAR	GP	G	A	PTS	PPG	SHG	GWG	+/-	PEN-MIN
2017-18	35	0	3	3	0	0	0	+2	1-2
2018-19	3	0	0	0	0	0	0	-2	0-0
2019-20	35	2	6	8	0	0	1	+1	1-2
TOTAL	73	2	9	11	0	0	1	+1	2-4



2

**AIDEN
GALLACHER****FR. / D / 6-1 / 200
ROCHESTER HILLS, MICHIGAN****PRIOR TO MSU**

Led all Youngstown defensemen in goals (8), assists (17) and points (25) in 46 games in 2019-20 ... Had 13 points (3g, 10a) on the power play ... Had 10 points (3g, 7a) and was plus-20 in 37 games in his first season with Youngstown in 2018-19 ... Played the 2017-18 season Bismarck Bobcats of the NAHL, compiling 10 points (1g, 9a) and a plus-5 rating in his first season in junior hockey ... Played three seasons for the Oakland Jr. Grizzlies, including U15 and U16.



14

ADAM GOODSIR

JR. / F / 6-0 / 196
OKEMOS, MICHIGAN

2019-20 (SOPHOMORE)

Earned AHCA All-America Scholar accolades, having achieved the criteria of posting a minimum 3.75 GPA in the fall semester and appearing in at least 40% of the Spartans' games ... Big Ten Distinguished Scholar ... Academic All-Big Ten ... Winner of the Harold & Raynor Shnider Office of the Provost Award as the MSU sophomore student-athlete who embodies the characteristics promoted by Student-Athlete Support Services, with emphasis on academic performance, community involvement and leadership ability ... Recorded four assists in skating all 36 games ... Assisted on Austin Kamer's goal in a win vs. Michigan (11/16) ... Assisted on Jagger Joshua's first career goal in a 3-0 win over No. 19 Wisconsin (12/6) ... Had the primary assist on Cole Krygier's game-winning goal vs. Penn State (1/24).

2018-19 (FRESHMAN)

Skated in all but two games as a rookie, including each of the last 24 of the season ... Produced six points, including three goals and three assists ... Scored in both games of a split with Penn State (2/15-16), which included netting the game-winner in the second period of the series opener ... Scored his first collegiate goal in the first period of a victory over Minnesota (1/20) ... Tallied his first collegiate-point with an assist on Zach Osburn's third-period goal in a 7-7 tie vs. No. 7 Ohio State (1/4) ... Assisted on Logan Lambdin's first period goal in the Spartans' 6-4 victory at No. 11 Penn State (1/12) ... Made his collegiate debut in the season-opener vs. NMU (10/12).



PRIOR TO MSU

Produced 20 points (12g, 8a) in 59 games as captain for the Tri-City Storm in 2017-18 ... His 12 goals ranked second on the team, while his five power-play goals tied for third ... Had 77 penalty minutes – third most on the team ... Took part in the 2017 USHL/NHL Top Prospects Game ... Collected 26 points (16g, 10a) in his first season with Tri-City in 2016-17 ... His 16 goals were second most on the team, while his 26 points were fifth most ... Had a team-leading six power-play goals and also led the Storm in penalty minutes ... Had 28 goals and 45 points in 59 games for the Wichita Falls Wildcats of the NAHL in 2015-16 ... Played the 2014-15 season for the Oakland Jr. Grizzlies U16, recording 13 points (5g, 8a) in 30 games.

PERSONAL

Born Sept. 22, 1998 in Lansing ... Son of Joe and Kerry ... Mom, Kerry, is a graduate of MSU ... Favorite NHL team is the Detroit Red Wings and favorite NHL player is Ryan Kesler ... Lists his parents as his heroes because of "their support and sacrifice" and his dad as his biggest hockey influence.

CAREER STATISTICS

YEAR	GP	G	A	PTS	PPG	SHG	GWG	+/-	PEN-MIN
2018-19	34	3	3	6	0	0	1	-4	10-20
2019-20	36	0	4	4	0	0	0	-2	8-16
TOTAL	70	3	7	10	0	0	1	-6	18-36



17

KYLE
HASKINS
FR. / F / 5-10 / 190
HUNTINGTON, VERMONT



PRIOR TO MSU

Finished his second season with the Waterloo Black Hawks (USHL) in 2019-20, registering 11 goals and seven assists for 18 points in 48 games ... Tied for fourth on the team with three power-play goals ... Recorded six points (4g, 2a) over a span of six games from Dec. 7-31 ... Was fourth on the team with 119 shots on goal ... Put up 25 points, including 12 goals and 13 assists, in his first USHL season with Waterloo in 2018-19 ... Posted a plus-14 rating Ranked third on the team with three points in four games in the 2019 USHL play-offs ... Played three seasons at Selects Academy (South Kent, Conn.) where he put up 80 points (30g, 50a) in 54 games as a midget in 2017-18, helping the team to the U-18 national championship.

10

**A.J.
HODGES**
FR. / F / 6-0 / 184
LITTLETON, COLORADO

PRIOR TO MSU

Was second in scoring in his first USHL season for the Sioux City Musketeers with 30 points, including 17 goals and 13 assists ... Had a team-high three game-winning goals and was fourth with three power-play markers ... Played his first 35 games of 2019-20 with the Muskegon Lumberjacks before being dealt to Sioux City ... Was named the USHL Forward of the Week on March 5 after putting up six points (3g, 3a) in two games ... Played the 2018-19 season in the BCHL for the Wenatchee Wild where he had 35 points (14g, 21a) in 54 games ... Played two years of U16 hockey for the Colorado Thunderbirds.



23

JAGGER
JOSHUA
SO. / F / 6-2 / 200
DEARBORN, MICHIGAN



2019-20 (FRESHMAN)

Played in all 36 games, collecting seven points (2g, 5a) ... Registered an assist in his collegiate debut – a Spartan win at Northern Michigan (10/11) ... Assisted on Tommy Apap's goal in a win over Michigan (11/16) ... Scored his first career goal in a 3-0 win over No. 19 Wisconsin (12/6) ... Had assists in both games of the GLI (12/30-31) ... Scored his second goal of the season vs. Ohio State (2/22) ... Picked up an assist in a 2-2 tie at Notre Dame (2/29).

PRIOR TO MSU

Played two seasons for the Muskegon Lumberjacks in the USHL ... Had 27 points, including 10 goals and 17 assists, in 53 regular season games for Muskegon in 2018-19 ... His four game-winning goals were second most on the team ... Also had four power-play goals, which tied for fourth on the team ... Tied for the team lead in goals in the playoffs with four in eight games ... Ranked third in the USHL with 147 penalty minutes in 2018-19 ... Appeared in 28 games for Muskegon in his first full season in the USHL in 2017-18, recording five points ... Played his first nine games of 2017-18 with the Youngstown Phantoms ... Put up a team-leading 41 points (17g, 24a) in 31 games for Victory Honda U-18 in 2016-17 before making his USHL debut with Youngstown ... Also played youth hockey for Honeybaked and Compuware.

PERSONAL

Born March 29, 1999 in Dearborn, Michigan ... Son of Juliee Joshua ... Older brother, Dakota, played hockey at Ohio State ... Graduated from Edsel Ford High School in Dearborn ... Favorite NHL team is the Detroit Red Wings and favorite NHL player is Wayne Simmonds because he plays a "similar style" ... Lists his brother, Dakota, as his biggest hockey influence.

THE SPARTANS

CAREER STATISTICS

YEAR	GP	G	A	PTS	PPG	SHG	GWG	+/-	PEN-MIN
2019-20	36	2	5	7	0	0	0	E	16-35
TOTAL	36	2	5	7	0	0	0	E	16-35

24

AUSTIN KAMER

SR. / F / 5-10 / 181
GRAND RAPIDS, MICHIGAN

2019-20 (JUNIOR)

Became a three-time AHCA All-American Scholar Big Ten Distinguished Scholar, having achieved the criteria of posting a minimum 3.75 GPA in the fall semester and appearing in at least 40% of the Spartans' games ... Academic All-Big Ten ... Played in 34 games, picking up a goal and an assist ... Scored in the second period of a 3-0 win over Michigan (11/16) ... Picked up an assist in a 3-1 win at Notre Dame (2/28) ... Posted a perfect 4.0 GPA.

2018-19 (SOPHOMORE)

Voted winner of the team's Most Improved Player Award ... Earned AHCA All-American Scholar accolades for the second straight year and was a Big Ten Distinguished Scholar ... Academic All-Big Ten ... Posted a perfect 4.0 GPA (chemical engineering) ... Appeared in 22 games, including each of the last 15 ... Had his first multi-point game (1g, 1a) of his career in the Spartans' 5-3 victory over No. 17 Penn State (2/15) ... Scored his first goal of the season vs. Michigan (2/8) ... Made his season debut in a win at Minnesota (11/24).

2017-18 (FRESHMAN)

One of two Spartans to earn AHCA All-America Scholar honors ... Appeared in 29 games ... Scored his first collegiate goal in a 6-3 win at No. 5 Ohio State (2/3) ... Got his first collegiate point with an assist on Carson Gatt's go-ahead goal in a 2-2 tie at Penn State (11/25).

PRIOR TO MSU

Recorded 43 points (17g, 26a) in 57 games in 2016-17 for the Lone Star Brahmas in the NAHL ... Represented the South Division at the NAHL Top Prospects Tournament, where he registered a goal and an assist in two games ... Had eight points (2g, 6a) in 11 playoff games in helping lead the Brahmas to the NAHL's Robertson Cup ... Served as an alternate captain in 2016-17 ... Played two seasons with the Powell River Kings of the BCHL, recording 11 points (3g, 8a) in 40 regular-season games in 2014-15, and then 34 points (18g, 16a) in 55 games in 2015-16 ... Played for the Belle Tire organiza-



tion from 2009-12 before being a part of the Cleveland Barons U18 team for two seasons from 2012-14 ... Registered 39 points (19g, 20a) in 37 games for the Barons in 2013-14.

PERSONAL

Born May 23, 1996 in Grand Rapids, Michigan ... Son of Nolan and Trish ... Graduated with high honors from Avon Lake High School in 2014 ... Lists Patrick Kane as his favorite player ... Lists his parents as his biggest hockey influences and idols because they "made so many sacrifices for me."

CAREER STATISTICS

YEAR	GP	G	A	PTS	PPG	SHG	GWG	+/-	PEN-MIN
2017-18	29	1	1	2	0	0	0	-7	0-0
2018-19	22	2	1	3	0	0	0	-4	2-4
2019-20	34	1	1	2	0	0	0	-3	1-2
TOTAL	85	4	3	7	0	0	0	-14	3-6



15

CHRISTIAN
KRYGIER
JR. | D | 6-2 | 185
NOVI, MICHIGAN



2019-20 (SOPHOMORE)

Academic All-Big Ten ... Skated in 35 games, missing just one game for the U.S. World Junior Camp ... Led the Spartans in penalty minutes with 50 ... Had three assists ... Had an assist vs. Arizona State (12/14) ... Assisted on Patrick Khodorenko's game-tying goal in the third period at Michigan (11/14) ... Had an assist on a power-play goal vs. No. 4 Cornell (11/2).

2018-19 (FRESHMAN)

Played in 33 of 36 games as a freshman ... Picked up an assist on Tommy Miller's second period goal in the Spartans' 5-3 win over No. 17 Penn State (2/15) ... Got his first career assist in a 5-3 win over Minnesota (1/19).

PRIOR TO MSU

Selected in the seventh round (No. 196 overall) by the New York Islanders in the 2018 NHL Draft ... Chosen to play in the USA Hockey CCM All-American Prospects Game where he had an assist ... Had eight assists in 48 regular season games in his second season with the Lincoln Stars in 2017-18 ... Was second on the team with 137 penalty minutes and had a plus-10 rating ... Had an assist in seven games in the 2017-18 play-offs ... Played 15 games in 2016-17 with the U.S. National Under-17 Team, five of which were at the World Hockey Challenge ... Represented the U.S. at the 2017 Ivan Hlinka Memorial Cup ... Had five points (2g, 3a) and was plus-9 in 50 games for Lincoln in 2016-17 ... Played Bantam AAA hockey for Compuware and then U16 hockey for Little Caesars.

PERSONAL

Born May 5, 2000 in Orlando, Florida ... Son of Todd and Kim ... Sister, Natalie, played soccer at Iowa and other sister, Grace, plays soccer at Wisconsin ... Brother, Brock, was a defenseman for Michigan State from

2012-15 ... Father, Todd, played in over 500 NHL games for Hartford, Washington and Anaheim, and is an assistant coach for the Grand Rapids Griffins ... Lists Drew Doughty as his favorite NHL player.

CAREER STATISTICS

YEAR	GP	G	A	PTS	PPG	SHG	GWG	+/-	PEN-MIN
2018-19	33	0	2	2	0	0	0	-11	12-24
2019-20	35	0	3	3	0	0	0	E	21-50
TOTAL	68	0	5	5	0	0	0	-11	33-74

8

COLE KRYGIER

JR. / D / 6-2 1/2 / 196
NOVI, MICHIGAN



2019-20 (SOPHOMORE)

Had a career-best three goals, two of which were game-winners, tying for the team lead ... Appeared in all 36 games, posting a career best six points (3g, 3a) ... Registered Michigan State's first goal of the season on the power play in a win at Northern Michigan (10/11) ... Scored his first career game-winning goal in the first period in a 5-1 win at Colorado College (10/26) ... Picked up his second game-winner in scoring the Spartans' third goal in the third period of a 4-2 win over No. 9 Penn State (1/24) ... Assisted on Sam Saliba's goal in a 1-1 tie with No. 3 Notre Dame (11/22).

2018-19 (FRESHMAN)

Played in 26 games, recording five points (1g, 4a) ... Missed 10 games with an injury (11/9-12/8) ... Helped MSU sweep Minnesota (1/20) by breaking a 2-2 tie in the second period with his first-career goal ... Got his first-collegiate point with an assist on Zach Osburn's goal vs. Ferris State (11/2) ... Also assisted on Osburn's third-period goal in the Spartans' come-from-behind 7-7 tie vs. Ohio State (1/4) ... Had two assists over the final six games of the year, drawing a helper on Adam Goodsir's eventual game-winning goal vs. Penn State (2/15), and then earning another assist at Ohio State (3/1).

PRIOR TO MSU

Selected in the seventh round (No. 201 overall) by the Florida Panthers in the 2018 NHL Draft ... Chosen to play in the USA Hockey CCM All-American Prospects Game ... Had 17 points (3g, 14a) in 58 games in his second season with the Lincoln Stars in 2017-18 ... His point total ranked fourth among defensemen on the team ... Posted a plus-12 rating and compiled 107 penalty minutes ... Produced two points (1g, 1a) in seven playoff games to end 2017-18 ... Recorded an assist in

the 2018 USHL/NHL Top Prospects Game ... Represented the U.S. at the 2017 Ivan Hlinka Memorial Cup ... Had six points (3g, 3a) in 37 games with a plus-8 rating for Lincoln in his first USHL season ... Played Bantam AAA hockey for Compuware and then U16 hockey for Little Caesars.

PERSONAL

Born May 5, 2000 in Orlando, Florida ... Son of Todd and Kim ... Sister, Natalie, played soccer at Iowa and other sister, Grace, plays soccer at Wisconsin ... Brother, Brock, was a defenseman for Michigan State from 2012-15 ... Father, Todd, played in over 500 NHL games for Hartford, Washington and Anaheim, and is an assistant coach for the Grand Rapids Griffins.

CAREER STATISTICS

YEAR	GP	G	A	PTS	PPG	SHG	GWG	+/-	PEN-MIN
2018-19	26	1	4	5	0	0	0	-5	8-16
2019-20	36	3	3	6	1	0	2	E	10-20
TOTAL	62	4	7	11	1	0	2	-5	18-36



9

MITCHELL LEWANDOWSKI

SR. / F / 5-9 1/2 / 178
CLARKSTON, MICHIGAN



THE SPARTANS

2019-20 (JUNIOR)

Honorable mention All-Big Ten selection for the third straight year ... Posted his third straight season with at least 20 points, recording eight goals and 12 assists ... Led MSU in power-play goals with four ... Had points in three of the first five games of the season, including his first goal of the year at Colorado College (10/25) ... Had points (1g, 3a) in three straight from Nov. 8-14, which included a multi-point effort (1g, 1a) at Penn State (11/9) ... Had a season-high three points (2g, 1a) in a 5-4 OT win vs. Wisconsin (12/7), then had points in both games of the ASU series, including scoring his first career OT winner in the 1-0 win (12/15), for another three-game point streak ... Picked up two assists in the 5-2 win over Ferris State (12/31) ... Had his second straight two point game with a goal and assist in a win over Minnesota (1/10) ... Had points (1g, 1a) in both games of a split at Minnesota (2/7-8).

2018-19 (SOPHOMORE)

All-Big Ten honorable mention selection for the second straight year ... Ranked 11th in the Big Ten in points (34) and tied for seventh in the league in goals (16) ... Tied for first in the Big Ten with 13 goals in league games, while he ranked eighth in conference play in points with 25 ... Led MSU with four game-winning goals and enters the season as the team's active career leader in game-winners with nine ... Played in all 36 games and had 11 multi-point contests ... Recorded 12 points (7g, 5a) over a career-long eight-game point streak from Jan. 11 - Feb. 1 ... Began the season with points in each of the first five games, notching nine points (3g, 6a) over the span ... Scored the game-winning goal with 1:14 to play and assisted on an empty-net goal in a 4-2 win over NMU (10/12) in the season opener ... Had a three-point performance (1g, 2a) to help the Spartans sweep No. 8 Cornell (10/27) ... Had a goal and assist vs. Ferris State (11/2) ... Scored the game-winning goal in the third period and assisted on Cody Milan's game-tying power play goal vs. Michigan (11/30) ... Had a goal and two assists for his second three-point game of the season in the Spartans' 7-7 tie vs. Ohio State (1/4) ... Started his eight-game point streak with an assist at No. 11 Penn State (1/11) and scored a power-play goal - the eventual game-winner - in the third period of the Spartans' 6-4 victory over the Nittany Lions the following night ... Named the Big Ten Second Star of the Week after scoring two goals, including a game-winner, in both games of a sweep of Minnesota (1/19-20) ... Picked up two assists in the road series vs. Notre Dame (1/25-26) ... Had four points in the Wisconsin (2/1-2) series including two power play goals (2g, 2a) ... Scored two goals - one power-play goal - in the third period vs. Michigan (2/9) ... Broke a 1-1 tie at OSU (3/2) with a goal 1:02 into the third period in 3-2 MSU win.

2017-18 (FRESHMAN)

Big Ten Freshman of the Year and was the only unanimous selection to the Big Ten All-Freshman Team ... Earned All-Big Ten Honorable



Mention honors ... Named to the College Hockey News All-Rookie Team ... Voted the MSU Outstanding Rookie ... His team-leading 19 goals tied for the most in the Big Ten during the regular season ... His 34 points ranked second on the team, led all rookies in the BIG and were the most by a Spartan rookie since David Booth in 2002-03 (36) ... Became the first MSU freshman since Rustyn Dolny in 1997-98 to score at least 19 goals in a season and became just the seventh rookie in MSU history to record at least 19 goals ... Ended the regular season with nine more goals and eight more points than any other Big Ten rookie and led all conference freshmen in points (33), goals (19), power-play goals (8), power-play points (14) and game-winning goals (5) ... In Big Ten games, he was tops among rookies in goals (13) and power-play goals (5), while tying for first in points (18) and game-winning goals (2) ... Ranked first nationally among all rookies in goals and power-play goals and third in points at the end of the regular season ... Had nine multi-point games ... Recorded a team season-high four points (1g, 3a), including the game-winning goal with 1:26 to play, in a 6-4 win over Western Michigan (10/20) and was subsequently named the Big Ten First Star of the Week ... Also had game-winning goals vs. Lake Superior State (10/28); Ferris State (11/18); Wisconsin (1/12); and Penn State (2/16) ... Had two four-game goal streaks; Nov. 10-18 (6-2-8) and Jan. 6-18 (5-0-5) ... Named the NCAA Third Star and Big Ten Second Star of the Week after producing four points (3g, 1a) in a sweep of Ferris State (11/17-18) ... Scored two goals in a 4-3 come-from-behind win at No. 5 Notre Dame (2/24).

PRIOR TO MSU

Helped lead the Chicago Steel to the 2017 Clark Cup championship with 12 points (3g, 9a) in 13 playoff games ... Ranked sixth on the team with 34 points (15g, 19a) in 55 regular-season games in his second season with the Steel in 2016-17 and was also third on the team with five game-winning goals ... Recorded 18 points (7g, 11a) in 49 games with Chicago in 2015-16 ... Played the 2014-15 season with Honeybaked U18 where he racked up 18 points (12g, 6a) in 23 games before making a jump to the USHL where he played two games with the Des Moines Buccaneers ... Picked up 29 points (13g, 16a) in 22 games with Honeybaked U16 in 2013-14 ... Played Bantam Minor and Midget for Honeybaked, having his best season in 2012-13 when he had 44 points (16g, 28a) in 22 games.

PERSONAL

Born April 17, 1998 in Troy, Michigan ... Son of Jill Stout and Bob Lewandowski ... Graduated from West Aurora High School in 2016 ... Favorite player is Patrick Kane ... Lists his family as his biggest hockey influence ... His mom is his hero because "she does everything for me and works three jobs so I can do what I love."

CAREER STATISTICS

YEAR	GP	G	A	PTS	PPG	SHG	GWG	+/-	PEN-MIN
2017-18	36	19	15	34	8	0	5	-11	14-50
2018-19	36	16	18	34	5	0	4	+5	13-26
2019-20	36	8	12	20	4	0	1	-8	10-28
TOTAL	108	43	45	88	17	0	10	-14	37-104

27

**MITCHELL
MATTSON****JR. / F / 6-4 / 205
GRAND RAPIDS, MINNESOTA****2019-20 (SOPHOMORE)**

Academic All-Big Ten ... Appeared in 22 games, including each of the last 16 ... Recorded his first collegiate point with an assist in a 4-2 win over No. 9 Penn State (1/24).

2018-19 (FRESHMAN)

Played in 14 games ... Made his collegiate debut in the season-opener vs. NMU (10/12).

PRIOR TO MSU

Recorded 21 points (9g, 12a) in 53 games for the Sioux Falls Stampede in his fourth USHL season ... Selected in the fifth round (126th overall) by the Calgary Flames in the 2016 NHL Draft ... Had 28 points (12g, 16a) in 55 games for the Bloomington Thunder in 2016-17 ... Selected to play in the 2015 CCM All-American Prospects Game ... Recorded 46 points, including 29 assists, in 25 games for Grand Rapids (Minn.) High School in 2015-16 before joining the Bloomington Thunder for the team's final 21 games ... Led Grand Rapids High School in goals (22) and points (48) in 2014-15 and later generated seven points (2g, 5a) in 13 games for Bloomington in his first USHL action ... Helped Grand Rapids to a third-place finish at the 2016 Minnesota State Hockey Tournament ... Played three seasons for Grand Rapids.

PERSONAL

Born Jan. 2, 1998 in Grand Rapids, Minnesota ... Son of Jeff and Tara ... Mom, Tara, played volleyball at Minnesota Duluth ... Sister, Lindsay, ran track at the University of Colorado, and other sister, Sidney, played volleyball at the University of North Dakota ... Favorite NHL player is Evgeni Malkin ... Biggest hockey influence is Joe Sakic ... Lists his parents as his heroes.

**CAREER STATISTICS**

YEAR	GP	G	A	PTS	PPG	SHG	GWG	+/-	PEN-MIN
2018-19	14	0	0	0	0	0	0	-8	1-2
2019-20	22	0	1	1	0	0	0	+1	2-4
TOTAL	36	0	1	1	0	0	0	-7	3-6

12

TOMMY MILLER

SR. / D / 6-1 1/2 / 191
WEST BLOOMFIELD, MICHIGAN



THE SPARTANS

2019-20 (JUNIOR)

Academic All-Big Ten ... Recorded nine points, including two goals and seven assists ... Led the team with a plus-4 rating ... Had a season-high two assists vs. No. 4 Cornell (11/2) ... Assisted on Patrick Khodorenko's second goal at No. 6 Penn State (11/9), which pulled the Spartans within a goal with 1:07 to play ... Had the primary assist on Josh Nodler's game-winning goal vs. Michigan (11/16) ... Scored his first career game-winning goal in the first period of a 3-0 win over No. 19 Wisconsin (12/6) ... Had points in both games of the GLI, including getting a goal in a win vs. Ferris State (12/31) ... Had the primary assist on defensive partner Butrus Ghafari's goal in the 4-2 win at Minnesota (2/8).

2018-19 (SOPHOMORE)

Played in all 36 games and had four points (2g, 2a) ... Academic All-Big Ten ... Scored his first career goal in the Spartans' 4-3 victory over Michigan (11/30) ... Set up Mitchell Lewandowski's game-winning goal with 1:14 to go in the third period of the season-opener vs. NMU (10/12) ... Scored a goal in the second period of the Spartans' 5-3 victory over No. 17 Penn State (2/15) ... Assisted on Brody Stevens' game-winning goal in the third period at Ohio State (3/2) ... Ranked second on the team with 56 blocks.

2017-18 (FRESHMAN)

Tied for second among Spartan rookies and was third among MSU defensemen with 10 points (10a) ... Led all Big Ten freshmen and was 14th among all players in the league in blocked shots with 78 ... Played in all 36 games and did not record a penalty ... Had a career-high three assists vs. Minnesota (1/18) ... Assisted on two goals in a 6-3 win at Ohio State (2/3) ... Got his first collegiate points with helpers in both games of a sweep of LSSU (10/27-28) ... Assisted on Carson Gatt's goal and had a season-high six blocked shots in a 2-2 tie at Penn State (11/25) ... Assisted on Brody Stevens' first-career goal in a win over Penn State (2/16).

PRIOR TO MSU

Recorded 20 points (3g, 17a) in 65 games in his first full season with the US National Team Development Program in 2016-17 ... Helped lead the USA to gold at the 2017 IIHF U18 World Championship in Slovakia with two assists and a plus-4 rating in seven games ... Joined the USNTDP during the 2015-16 season, producing a 3-5--8 scoring line in 22 games for the U-17 team ... Part of the USA's 2016 Ivan Hlinka Memorial Cup team that advanced to the tournament finals, scoring a goal and adding an assist in five games ... Also represented Team USA at the 2015 World Under 17 Challenge in Dawson Creek and Fort St. John, British Columbia, scoring a goal and adding three assists in six games ... Played 30 games with Victory Honda in 2015-16 before joining the USNTDP where he had six assists ... Was a member of Victory Honda in 2014-15, producing two goals and six assists in 31 games ... Played bantam hockey for Compuware.

PERSONAL

Born March 6, 1999 in Royal Oak, Michigan ... Son of Laura and Mark, both MSU graduates ... Graduated from Walled Lake Western High School where he played varsity golf as a freshman and sophomore ... Favorite player is Sergei Fedorov ... Lists his sister, Margot, who played hockey at North Dakota from 2008-12, as his biggest hockey influence.

CAREER STATISTICS

YEAR	GP	G	A	PTS	PPG	SHG	GWG	+/-	PEN-MIN
2017-18	36	0	10	10	0	0	0	E	0-0
2018-19	36	2	2	4	0	0	0	-14	9-18
2019-20	36	2	7	9	0	1	1	+4	2-4
TOTAL	108	4	19	23	0	1	1	-10	11-22

30

**JON
MOR**
FR. / G / 6-2 1/2 / 195
HIGHLAND PARK, ILLINOIS

PRIOR TO MSU

Played 10 regular season games for the Langley Rivermen of the BCHL to end the 2019-20 season, posting a .889 save percentage and 3.56 GAA ... Started 2019-20 with the Minnesota Wilderness of the NAHL, playing 12 games ... Spent 2018-19 in the USHL – playing 14 games for the Youngstown Phantoms with a 3.57 GAA and .880 save percentage and 12 games for the Omaha Lancers, sporting a 3.57 GAA and .893 save percentage ... Played 2017-18 with the U.S. National Team Development Program, including being in goal for 20 games for the U-18 team ... Played youth hockey for the Chicago Young Americans.



19

NICOLAS
MÜLLER
SO. / F / 6-0 / 182
ARISDORF, SWITZERLAND



PERSONAL
Born June 21, 1999 in Liestal, Switzerland ... Son of Christian and Sabine ... Lists Pavel Datsyuk as his favorite all-time NHL player ... Names all of his coaches as his biggest hockey influences.

2019-20 (FRESHMAN)

Had eight points (3g, 5a) in 36 games ... Scored his first career goal in a win at Colorado College (10/26), a night after registering his first collegiate assist ... Scored on the power play vs. No. 4 Cornell (11/2) ... Had an assist on a power-play goal at No. 6 Penn State (11/9) ... Assisted on Tommy Apap's goal in a win over Michigan (11/16) ... Assisted on Jagger Joshua's goal in a win over Wisconsin (12/6) ... Scored the tying goal in the third period No. 15/16 Arizona State (12/14).

PRIOR TO MSU

Represented Switzerland at both the 2018 and 2019 IIHF World Junior Championships ... Recorded five assists in seven games in playing on the top line to help the Swiss advance to the medal round and take fourth place at the 2019 WJC ... Had two goals in five games at the 2018 WJC ... Played for Modo Hockey in Sweden's J20 SuperElit league since 2016-17 ... Served as team captain and averaged nearly a point per game for Modo in 2018-19 with 40 points (13g, 27a) in 42 regular-season games, while adding seven points (2g, 5a) in five playoff games ... Had 30 points (14g, 16a) in 34 games for Modo in 2017-18 ... Played 24 games for Modo in the J18 in 2016-17 before moving to the SuperElit where he appeared in 22 games, picking up four points ... First played in Sweden in 2015-16 for Modo J18 ... Has significant international experience, playing for Switzerland at the 2017 U18 World Championships, 2017 Hlinka Gretzky Cup and the 2017 World Jr A challenge ... Starred in his home country for both Basel and ZSC prior to playing in Sweden ... Put up 28 points (11g, 17a) in 30 games for ZSC U-17 in 2014-15.

CAREER STATISTICS

YEAR	GP	G	A	PTS	PPG	SHG	GWG	+/-	PEN-MIN
2019-20	36	3	5	8	1	0	0	+1	5-10
TOTAL	36	3	5	8	1	0	0	+1	5-10

4

**NASH
NIENHUIS**
FR. / D / 5-10 / 176
SARNIA, ONTARIO



PRIOR TO MSU

Voted to the All-USHL Second Team in 2020 ... Played three seasons in the USHL ... Led all USHL defensemen in assists with 30, while his 32 points tied for seventh most among all league blueliners and ranked fourth for the Omaha Lancers in 2019-20 ... Was named the USHL Defenseman of the Week on Jan. 7 after putting up six assists over a three-game span ... Started the 2019-20 season with the Muskegon Lumberjacks before being dealt to Omaha for the final 27 games ... Put up 13 points (2g, 11a) for Muskegon in 2018-19 ... Began his USHL career with Muskegon in 2017-18 where he recorded six assists in 58 games ... Played two seasons for the Sarnia Legionnaires of the Greater Ontario Junior Hockey League before jumping to the USHL.



20

JOSH
NODLER

SO. / F / 5-10 1/2 / 193

OAK PARK, MICHIGAN



2019-20 (FRESHMAN)

Voted the team winner of the Rookie of the Year Award ... Had three goals and five assists in 36 games ... Recorded his first collegiate point with an assist in the season-opening win at Northern Michigan (10/11) ... Scored his first collegiate goal on the power play vs. No. 4 Cornell (11/2) ... Assisted on Logan Lambdin's game-winning goal on the power play at Michigan (11/14) ... Scored the game-winning goal 1:59 into the first period in a 3-0 win over Michigan ... Assisted on Logan Lambdin's game-tying goal in the third period of a 3-2 win over No. 3 Notre Dame (11/23) ... Had points in both games at Notre Dame (2/28-29), assisting on Logan Lambdin's goal in a 3-1 win and then scoring the following night in a 2-2 tie ... Posted a perfect 4.0 GPA in the classroom.

PRIOR TO MSU

Selected in the fifth round (150th overall) by the Calgary Flames in the 2019 NHL Draft ... Named to the 2018-19 USHL All-Rookie second team ... Played one season for the Fargo Force where he ranked fourth on the team and 11th among all USHL rookies with 42 points in 54 games ... His 17 goals were also fourth best on the team, while his 25 assists ranked ninth among all USHL rookies and third on the team ... Voted Fargo's Rookie of the Year ... Was chosen to play in the 2019 USHL/NHL Top Prospects Game ... Helped the U.S. to gold at the 2018 World Junior A Challenge ... Led the U.S. Under-18 Men's Select Team at the 2018 Hlinka Gretzky Cup in Edmonton, Alberta, with seven points (1g, 6a) ... Skated on the 2017 U.S. Under-17 Men's Select Team that won first place at the Five Nations Tournament in Ostrava, Czech Republic, recording five points (2g, 3a) in four games ... Put up 22 points (8g, 14a) in 18 games and served as team captain for Honeybaked U16 in 2017-18, and also appeared in four games with the NTDP U-17s and two with Fargo that season ... Played four seasons for Honeybaked.

PERSONAL

Born April 27, 2001 in Royal Oak, Michigan ... Son of Michael and Dana Nodler ... Lists Patrice Bergeron as his favorite NHL player because of his "complete game" ... Graduated from Berkley High School and was a member of the National Honor Society ... Names his father as his biggest hockey influence because "he has always been my biggest supporter."

CAREER STATISTICS

YEAR	GP	G	A	PTS	PPG	SHG	GWG	+/-	PEN-MIN
2019-20	36	3	5	8	1	0	1	-1	1-2
TOTAL	36	3	5	8	1	0	1	-1	1-2

13

**KRISTOF
PAPP****FR. / F / 5-11 / 174
BUDAPEST, HUNGARY****PRIOR TO MSU**

Had 35 points, including 16 goals and 19 assists, in 44 USHL games in 2019-20 ... Started the 2019-20 season with the Madison Capitols before being dealt to the Des Moines Buccaneers where he had 16 points (6g, 10a) in 23 games ... Ranked second on the team with 38 points (11g, 27a) in 58 games for the Madison Capitols in his first full season in the USHL in 2018-19 ... Has represented Hungary in several international tournaments, playing for the country's U18 and U20 teams over the last two seasons ... Born in Budapest and came to Michigan in 2015 where he played for Belle Tire before playing two more years of youth hockey for Honeybaked.



21

JAKE
SMITH
SR. / F / 5-10 / 188
EAST AMHERST, NEW YORK



2019-20 (JUNIOR)
Academic All-Big Ten ... Appeared in five games.

2018-19 (SOPHOMORE)
Played in 12 games ... Academic All-Big Ten ... Picked up an assist on Logan Lambdin's goal in the first period vs. Ferris State (11/3) ... Made his season debut at Cornell (10/27).

2017-18 (FRESHMAN)
Had five points (2g, 3a) in 31 games ... Scored his first career-goal against LSSU (10/27) and then had another the following night (10/28) to help the Spartans complete the series sweep of the Lakers ... Assisted on Cody Milan's goal vs. Minnesota at Madison Square Garden (1/20) and then picked up another helper two games later in a win at Ohio State (2/3) ... Had an assist vs. Michigan Tech in the GLI (1/1) ... Voted winner of the Goofus Award as team humorist.

PRIOR TO MSU
Played two seasons for the Chilliwack Chiefs in the BCHL from 2015-17 ... Averaged a point-per-game in the 2016-17 regular season, registering 58 points (32g, 26a) in 58 games to rank third on the team ... Produced 17 points (6g, 11a) in 23 playoff games for the Chiefs, including a five-game point streak over which he recorded 8 points (3g, 5a) ... Compiled a 14-game point streak during the regular season, generating 27 points (13g, 14a) ... Had 25 points (8g, 17a) in 58 regular-season games in his first season with Chilliwack in 2015-16 ... Played 31 games for both Choate Rosemary Hall in Connecticut and the Connecticut Wolf Pack U-18s in



2014-15, producing 18 points (1g, 17a) and 19 points (12g, 7a), respectively ... Played three seasons for the Nichols School in Buffalo, N.Y., from 2011-14.

PERSONAL
Born Oct. 28, 1996 in Boca Raton, Florida ... Son of Carolyn and Dave ... Mother played collegiate lacrosse and field hockey for SUNY Oneonta ... Father played college hockey at Elmira and then professionally in Sweden ... Father is currently the head of strength and conditioning for NHL officials and was the head strength coach for the 1994 Stanley Cup Champion New York Rangers ... Uncle, Barry Smith, is a longtime NHL coach, having won Stanley Cups as an assistant coach with Detroit (three) and Pittsburgh (two) and as director of player development for Chicago (two) ... Lists his parents as his heroes because "they have sacrificed so much for me to pursue my dreams" ... Father is his biggest hockey influence, while Brendan Shanahan and Pavel Datsyuk are his favorite players.

CAREER STATISTICS

YEAR	GP	G	A	PTS	PPG	SHG	GWG	+/-	PEN-MIN
2017-18	31	2	3	5	0	0	0	-3	7-14
2018-19	12	0	1	1	0	0	0	-1	0-0
2019-20	5	0	0	0	0	0	0	E	0-0
TOTAL	48	2	4	6	0	0	0	-4	7-14

16

BRODY STEVENS

SR. / F / 5-10 1/2 / 193
ANN ARBOR, MICHIGAN



2019-20 (JUNIOR)

Had a career high eight points, including five assists in appearing in every game ... Had his second career two-point game with a goal and assist in the season-opening win at Northern Michigan (10/11) ... Assisted on MSU's empty-net goal in a 2-0 win at No. 6 Penn State (11/8) ... Scored the Spartans' third goal in a 3-0 win over No. 19 Wisconsin (12/6) ... Assisted on Gianluca Esteves' game-winning goal vs. Minnesota (1/10) ... Capped MSU's three-goal third period in a 4-2 win at Minnesota (2/8).

2018-19 (SOPHOMORE)

Scored five goals and added an assist in 33 games ... Tied for second on the team with two game-winning goals ... Scored his first goal of the season in a 5-2 win over No. 8 Cornell (10/26) ... Had his first-career two-point game (1g, 1a) in the Spartans' 4-2 win at Minnesota (11/24), which included scoring the game-winning goal in the third period ... Scored in the first period in a win at home vs. Michigan (11/30) ... Scored the game-winner in the third period of a 3-2 win at No. 7 Ohio State (3/2) ... Scored in the second period vs. ASU (11/9).

2017-18 (FRESHMAN)

Played in 22 games, including each of the last seven games of the season, registering four points (2g, 2a) ... Scored his first-career goal in a win over Penn State (2/16) and then scored the first goal of the game the following night, unassisted ... Got his first collegiate point with an assist on Sam Saliba's second goal vs. Ohio State (1/6) ... Had an assist vs. Ohio State (3/2) in the Big Ten Tournament quarterfinals ... Made his collegiate debut Oct. 20 vs. Western Michigan ... Finished the year with a plus-2 rating.

PRIOR TO MSU

Recorded 28 points (12g, 16a) for the Green Bay Gamblers in his third full season in the USHL in 2016-17 ... Led Green Bay with 134 penalty minutes ... Split the 2015-16 season with the Fargo Force and Madison Capitols, playing 25 games with Fargo (5g, 8a) and then 11 with Madison (4g, 3a) ... Put up 35 points (15g, 20a) in 58 games for Fargo in 2014-15 in his first full USHL season ... Was a reserve member of the USNTDP in 2013-14, recording 12 points (8g, 4a) in 49 games ... Also played 20 games for Victory Honda U18 and two games for the Fargo Force in 2013-14 ... Played for Compuware from 2010-13.

PERSONAL

Born April 26, 1997 in Jackson, Michigan ... Son of Amy and Mark ... Mother was a two-time honorable mention All-Big Ten high jumper at Michigan ... Grandfather played football at MSU for one season in 1949 before leaving for the Korean War ... Three-year all-league performer in baseball at Ann Arbor Skyline High School, where he set school records for batting average, doubles, home runs and slugging percentage ... Favorite player is Andrew Shaw ... Lists his dad as his hero because "he's the hardest working man I've ever met."

CAREER STATISTICS

YEAR	GP	G	A	PTS	PPG	SHG	GWG	+/-	PEN-MIN
2017-18	22	2	2	4	0	0	0	+2	6-12
2018-19	33	5	1	6	0	0	2	-2	11-22
2019-20	36	3	5	8	0	0	0	-3	15-30
TOTAL	91	10	8	18	0	0	2	-3	32-64



CAREER GAME-BY-GAME STATS

11 TOMMY APAP

2017-18 GAME-BY-GAME

Date-Opp	G-A-P	Sh	+/	PIM	PP	Sh	GW	BLK
10/13 - at Bowling Green	0-0-0	0	-1	0	0	0	0	2
10/14 - Bowling Green	1-0-1	1	E	0	0	0	0	0
10/20 - Western Mich.	0-0-0	4	-1	0	0	0	0	0
10/21 - at Western Mich.	0-0-0	0	E	0	0	0	0	2
10/27 - Lake Superior St.	0-0-0	0	-1	0	0	0	0	0
10/28 - Lake Superior St.	0-0-0	1	+1	0	0	0	0	0
11/3 - at Minnesota	0-0-0	2	E	0	0	0	0	0
11/4 - at Minnesota	0-0-0	1	-3	0	0	0	0	0
11/10 - Wisconsin	0-0-0	2	-2	0	0	0	0	3
11/11 - Wisconsin	0-0-0	1	E	0	0	0	0	1
11/17 - Ferris State	0-0-0	3	E	0	0	0	0	0
11/18 - at Ferris State	0-0-0	0	E	0	0	0	0	1
11/24 - at Penn State	0-1-1	0	-1	0	0	0	0	1
11/25 - at Penn State	0-0-0	0	E	0	0	0	0	1
12/1 - Notre Dame	0-0-0	3	+1	0	0	0	0	0
12/2 - Notre Dame	0-0-0	0	E	0	0	0	0	0
1/12 - at Wisconsin	0-0-0	1	E	0	0	0	0	0
1/13 - at Wisconsin	0-0-0	0	-1	2	0	0	0	0
1/18 - Minnesota	0-0-0	1	E	0	0	0	0	1
1/20 - vs Minnesota	0-0-0	1	-1	0	0	0	0	0
2/2 - at Ohio State	0-0-0	3	E	0	0	0	0	0
2/3 - at Ohio State	0-1-1	1	+3	0	0	0	0	2
2/9 - Michigan	0-0-0	2	-1	2	0	0	0	0
2/10 - vs Michigan	0-0-0	1	-1	0	0	0	0	3
2/16 - Penn State	0-0-0	0	-1	2	0	0	0	2
2/17 - Penn State	0-0-0	1	E	0	0	0	0	1
2/23 - at Notre Dame	0-0-0	0	E	0	0	0	0	0
2/24 - at Notre Dame	0-0-0	2	E	0	0	0	0	1
3/2 - at Ohio State	0-0-0	1	E	0	0	0	0	1
3/3 - at Ohio State	1-0-1	1	E	0	0	0	0	1
TOTAL	2-2-4	33	-9	6	0	0	0	23

2018-19 GAME-BY-GAME

Date-Opp	G-A-P	Sh	+/	PIM	PP	Sh	GW	BLK
10/12 - Northern Michigan	0-0-0	1	E	0	0	0	0	1
10/13 - Northern Michigan	0-0-0	0	E	0	0	0	0	0
10/26 - at Cornell	0-0-0	0	+1	0	0	0	0	1
10/27 - at Cornell	0-0-0	0	E	4	0	0	0	2
11/2 - Ferris State	0-0-0	1	-2	2	0	0	0	0
11/3 - at Ferris State	0-0-0	2	E	0	0	0	0	1
11/9 - at Arizona State	0-1-1	1	+1	0	0	0	0	2
11/10 - at Arizona State	0-0-0	1	E	0	0	0	0	0
11/16 - Notre Dame	0-0-0	3	E	2	0	0	0	1
11/17 - Notre Dame	0-0-0	1	E	2	0	0	0	0
11/23 - at Minnesota	0-0-0	1	-1	0	0	0	0	1
11/24 - at Minnesota	1-0-1	1	+2	0	0	0	0	1
11/30 - Michigan	0-1-1	4	+1	0	0	0	0	0
12/1 - at Michigan	0-0-0	0	E	0	0	0	0	1
12/7 - at Wisconsin	0-0-0	1	-3	0	0	0	0	1
12/8 - at Wisconsin	0-0-0	0	-1	0	0	0	0	1
12/30 - vs Lake Superior St.	0-0-0	1	-1	0	0	0	0	0
12/31 - vs Michigan	0-0-0	2	E	24	0	0	0	2
1/4 - Ohio State	0-0-0	1	-1	0	0	0	0	4
1/5 - Ohio State	0-0-0	1	E	0	0	0	0	2
1/11 - at Penn State	0-0-0	0	-2	0	0	0	0	0
1/12 - at Penn State	1-0-1	2	+3	0	0	0	0	3
1/19 - Minnesota	0-0-0	2	E	0	0	0	0	0
1/20 - Minnesota	0-1-1	1	+1	0	0	0	0	1
1/25 - at Notre Dame	0-0-0	0	-1	0	0	0	0	0
1/26 - at Notre Dame	0-0-0	3	E	0	0	0	0	2
2/1 - Wisconsin	0-0-0	2	+1	2	0	0	0	1

2/2 - Wisconsin	0-0-0	1	E	0	0	0	0	2
2/8 - at Michigan	0-0-0	1	-2	0	0	0	0	3
2/9 - vs Michigan	0-0-0	3	E	2	0	0	0	1
2/15 - Penn State	0-0-0	1	+2	2	0	0	0	1
2/16 - Penn State	0-0-0	0	E	0	0	0	0	3
3/1 - at Ohio State	1-0-1	2	+1	0	0	0	0	1
3/2 - at Ohio State	0-0-0	0	+1	0	0	0	0	1
3/8 - at Notre Dame	0-0-0	3	E	0	0	0	0	0
3/9 - at Notre Dame	0-0-0	2	E	0	0	0	0	0
TOTAL	3-3-6	45	E	42	0	0	0	40

2019-20 GAME-BY-GAME

Date-Opp	G-A-P	Sh	+/	PIM	PP	Sh	GW	BLK
10/11 - at Northern Michigan	2-0-2	2	+2	0	0	0	1	0
10/12 - at Northern Michigan	0-0-0	2	E	0	0	0	0	2
10/25 - at Colorado College	0-0-0	0	E	0	0	0	0	0
10/26 - at Colorado College	0-1-1	1	+1	0	0	0	0	2
11/1 - Cornell	0-0-0	1	E	0	0	0	0	0
11/2 - Cornell	0-0-0	1	-2	0	0	0	0	0
11/8 - at Penn State	0-0-0	4	E	2	0	0	0	2
11/9 - at Penn State	0-0-0	2	-3	0	0	0	0	0
11/14 - at Michigan	0-0-0	0	E	0	0	0	0	3
11/16 - Michigan	1-0-1	1	+1	0	0	0	0	3
11/22 - Notre Dame	0-0-0	0	-1	0	0	0	0	2
11/23 - Notre Dame	0-0-0	0	E	0	0	0	0	1
11/30 - at Ohio State	0-0-0	1	-2	0	0	0	0	1
12/1 - at Ohio State	0-0-0	1	E	0	0	0	0	4
12/6 - Wisconsin	0-1-1	0	+2	0	0	0	0	1
12/7 - Wisconsin	0-0-0	1	-2	4	0	0	0	0
12/14 - Arizona State	1-0-1	3	E	0	0	0	0	1
12/15 - Arizona State	0-0-0	3	E	0	0	0	0	0
12/30 - vs Michigan Tech	0-0-0	3	-1	0	0	0	0	1
12/31 - vs Ferris State	0-0-0	2	+1	0	0	0	0	0
1/10 - Minnesota	0-1-1	1	+1	0	0	0	0	2
1/11 - Minnesota	0-0-0	2	E	0	0	0	0	1
1/17 - at Wisconsin	1-1-2	3	+2	0	0	0	1	0
1/18 - at Wisconsin	0-0-0	1	+1	0	0	0	0	0
1/24 - Penn State	0-0-0	6	E	0	0	0	0	0
1/25 - Penn State	1-0-1	4	-1	0	0	1	0	2
2/7 - at Minnesota	0-0-0	1	-3	0	0	0	0	0
2/8 - at Minnesota	0-1-1	2	+1	0	0	0	0	1
2/14 - Michigan	0-0-0	0	-1	0	0	0	0	1
2/17 - vs Michigan	0-0-0	0	E	0	0	0	0	1
2/21 - Ohio State	0-0-0	2	E	0	0	0	0	2
2/22 - Ohio State	0-0-0	1	-1	0	0	0	0	0
2/28 - at Notre Dame	1-0-1	3	+1	0	0	0	0	1
2/29 - at Notre Dame	0-0-0	1	-1	0	0	0	0	1
3/6 - at Michigan	0-0-0	1	E	0	0	0	0	0
3/7 - at Michigan	0-0-0	0	-1	0	0	0	0	0
TOTAL	7-5-12	56	-6	8	0	1	2	35

APAP'S SUPERLATIVES

Most Goals, Game: 2 (10/11/19 at Northern Michigan)
 Most Assists, Game: 1, multiple (MR: 2/8/20 at Minnesota)
 Most Points, Game: 2, twice (MR: 1/17/20 at Wisconsin; 1-1-2)
 Longest Goal-Scoring Streak: N/A
 Longest Assist Streak: N/A
 Longest Point Scoring Streak: 2 games (11/24-30/18; 1-1-2)
 Blocked Shots 4 (1/4/19 vs. Ohio State)
 Multiple-Point Games, Season 2 (2019-20)
 Career Multi-Point Games: 2



22 DENNIS CESANA

2018-19 GAME-BY-GAME

Date-Opp	G-A-P	Sh	+/-	PIM	PP	Sh	GW	BLK
10/12 - Northern Michigan	0-0-0	1	-1	2	0	0	0	2
10/13 - Northern Michigan	0-1-1	3	E	0	0	0	0	0
10/26 - at Cornell	1-1-2	1	+2	0	0	0	0	2
10/27 - at Cornell	0-0-0	1	+1	0	0	0	0	0
11/2 - Ferris State	0-1-1	0	E	0	0	0	0	2
11/3 - at Ferris State	0-0-0	2	E	0	0	0	0	0
11/9 - at Arizona State	0-2-2	0	E	0	0	0	0	0
11/10 - at Arizona State	0-0-0	0	E	0	0	0	0	1
11/16 - Notre Dame	0-1-1	4	E	2	0	0	0	1
11/17 - Notre Dame	0-0-0	2	-1	0	0	0	0	0
11/23 - at Minnesota	0-0-0	0	-3	0	0	0	0	0
11/24 - at Minnesota	0-0-0	0	E	0	0	0	0	0
11/30 - Michigan	0-1-1	0	+1	0	0	0	0	1
12/1 - at Michigan	0-0-0	1	E	0	0	0	0	1
12/7 - at Wisconsin	0-0-0	1	+2	0	0	0	0	1
12/8 - at Wisconsin	0-0-0	5	E	2	0	0	0	0
12/30 - vs Lake Superior St.	1-2-3	2	+1	2	0	0	0	1
12/31 - vs Michigan	0-0-0	2	E	0	0	0	0	1
1/4 - Ohio State	1-2-3	3	-1	0	0	0	0	2
1/5 - Ohio State	0-0-0	2	E	0	0	0	0	1
1/11 - at Penn State	0-1-1	2	E	0	0	0	0	1
1/12 - at Penn State	0-0-0	3	E	0	0	0	0	1
1/19 - Minnesota	0-3-3	0	E	0	0	0	0	0
1/20 - Minnesota	0-0-0	1	+1	0	0	0	0	0
1/25 - at Notre Dame	0-0-0	5	E	0	0	0	0	0
1/26 - at Notre Dame	0-0-0	2	+1	2	0	0	0	0
2/1 - Wisconsin	0-2-2	4	+1	0	0	0	0	1
2/2 - Wisconsin	0-0-0	1	-1	0	0	0	0	1
2/8 - at Michigan	0-1-1	0	E	2	0	0	0	0
2/9 - vs Michigan	0-1-1	0	-2	0	0	0	0	0
2/15 - Penn State	0-0-0	1	E	0	0	0	0	1
2/16 - Penn State	0-0-0	3	E	2	0	0	0	0
3/1 - at Ohio State	0-0-0	4	-3	0	0	0	0	1
3/2 - at Ohio State	0-2-2	1	+2	0	0	0	0	0
3/8 - at Notre Dame	0-0-0	0	E	0	0	0	0	1
3/9 - at Notre Dame	0-0-0	2	-1	0	0	0	0	0
TOTAL	3-21-24 59	-7	14	0	0	0	0	23

2019-20 GAME-BY-GAME

Date-Opp	G-A-P	Sh	+/-	PIM	PP	Sh	GW	BLK
10/11 - at Northern Michigan	1-0-1	1	E	0	1	0	0	1
10/12 - at Northern Michigan	0-0-0	2	-1	0	0	0	0	0
10/25 - at Colorado College	0-0-0	1	-1	0	0	0	0	0
10/26 - at Colorado College	0-1-1	4	+2	2	0	0	0	2
11/1 - Cornell	1-1-2	1	E	0	1	0	0	1
11/2 - Cornell	0-0-0	4	-1	2	0	0	0	0
11/8 - at Penn State	0-0-0	0	+1	0	0	0	0	2
11/9 - at Penn State	1-1-2	4	-1	0	0	0	0	1
11/14 - at Michigan	0-0-0	5	-1	0	0	0	0	1
11/16 - Michigan	0-0-0	4	+1	4	0	0	0	1
11/22 - Notre Dame	0-0-0	0	-1	0	0	0	0	1
11/23 - Notre Dame	0-1-1	3	+3	0	0	0	0	1
11/30 - at Ohio State	0-0-0	3	E	0	0	0	0	1
12/1 - at Ohio State	0-0-0	1	-1	0	0	0	0	2
12/6 - Wisconsin	0-0-0	3	+1	2	0	0	0	1
12/7 - Wisconsin	0-2-2	2	+3	2	0	0	0	1
12/14 - Arizona State	0-1-1	0	-1	0	0	0	0	2
12/15 - Arizona State	0-1-1	3	E	0	0	0	0	0
12/30 - vs Michigan Tech	0-0-0	3	-2	0	0	0	0	1
12/31 - vs Michigan Tech	1-2-3	3	+2	0	0	0	0	0
1/10 - Minnesota	0-0-0	2	+1	2	0	0	0	0
1/11 - Minnesota	0-0-0	3	-1	2	0	0	0	0
1/17 - at Wisconsin	0-1-1	3	+2	0	0	0	0	2
1/18 - at Wisconsin	0-0-0	2	-2	0	0	0	0	1
1/24 - Penn State	0-2-2	1	E	0	0	0	0	1
1/25 - Penn State	0-0-0	2	E	2	0	0	0	4
2/7 - at Minnesota	0-0-0	1	-3	0	0	0	0	1
2/8 - at Minnesota	1-0-1	9	E	0	1	0	0	0
2/14 - Michigan	0-1-1	1	-1	0	0	0	0	0
2/17 - vs Michigan	1-0-1	3	-1	2	0	0	0	0
2/21 - Ohio State	0-0-0	2	E	2	0	0	0	2
2/22 - Ohio State	0-0-0	2	E	0	0	0	0	1
2/28 - at Notre Dame	1-0-1	6	+1	2	0	0	1	1
2/29 - at Notre Dame	0-1-1	2	+1	0	0	0	0	2
3/6 - at Michigan	0-0-0	3	E	0	0	0	0	1
3/7 - at Michigan	0-0-0	3	-1	0	0	0	0	1
TOTAL	7-15-22 92	-1	28	3	0	1	1	

CESANA'S SUPERLATIVES

Most Goals, Game:1, 10 times (MR: 2/28/20 at Notre Dame)
 Most Assists, Game:3 (1/19/19 vs. Minnesota)
 Most Points, Game:3, four times (MR: 12/31/19 vs. Ferris State; 1-2-3)
 Longest Goal-Scoring Streak:N/A
 Longest Assist Streak:3 games (MR: 12/7-15/19; 0-4-4)
 Longest Point Scoring Streak:3 games (MR: 12/7-15/19; 0-4-4)
 Blocked Shots4 (1/25/20 vs. Penn State)
 Multiple-Point Games, Season7 (2018-19)
 Career Multi-Point Games:12



CAREER GAME-BY-GAME STATS

1 DREW DERIDDER

2018-19 GAME-BY-GAME

Date - Opp	MP	GA	GAA	SVS	SV% W-L-T	PP	SH
10/13 - Northern Michigan	58:25	4	4.11	23	.852 0-1-0	2	1
11/3 - at Ferris State	59:42	4	4.06	30	.869 0-2-0	0	0
11/16 - Notre Dame	59:06	2	3.39	18	.877 0-3-0	0	0
11/23 - at Minnesota	23:42	3	3.88	6	.856 0-3-0	1	0
11/24 - at Minnesota	59:46	2	3.45	28	.875 1-3-0	2	0
11/30 - Michigan	60:00	3	3.37	43	.892 2-3-0	1	0
12/1 - at Michigan	65:00	1	2.96	35	.906 2-3-1	1	0
12/7 - at Wisconsin	60:00	5	3.23	29	.898 2-4-1	1	0
12/31 - vs Michigan	64:40	2	3.06	45	.908 2-4-2	1	0
1/4 - Ohio State	64:06	7	3.45	32	.898 2-4-3	1	0
1/11 - at Penn State	58:48	4	3.51	35	.898 2-5-3	1	0
1/26 - at Notre Dame	65:00	1	3.27	34	.904 2-5-4	0	0
2/1 - Wisconsin	60:00	1	3.09	27	.908 3-5-4	0	0
2/2 - Wisconsin	65:00	2	2.99	52	.914 3-5-5	0	0
2/8 - at Michigan	60:00	5	3.12	31	.911 3-6-5	0	0
2/9 - vs Michigan	59:28	3	3.12	25	.910 3-7-5	1	0
3/1 - at Ohio State	60:00	5	3.23	27	.906 3-8-5	0	0
TOTAL	1001:43	54	3.23	520	.906 3-8-5	12	1

2019-20 GAME-BY-GAME

Date - Opp	MP	GA	GAA	SVS	SV% W-L-T	PP	SH
10/12 - at Northern Michigan	58:48	2	2.04	22	.923 0-1-0	1	0
10/25 at Colorado College	59:14	3	2.54	21	.900 0-2-0	1	0
11/2 - Cornell	37:54	4	3.46	13	.866 0-3-0	1	0
2/21 - Ohio State	58:14	1	2.80	33	.901 0-4-0	0	0
TOTAL	214:10	10	2.80	91	.901 0-4-0	3	0

DERIDDER'S SUPERLATIVES

First Appearance:..... 10/13/18 vs. Northern Michigan
 First Start:..... 10/13/18 vs. Northern Michigan
 First Shutout:..... N/A
 Most Saves, Period:..... 22, twice (MR: 2nd per. 2/2/19 vs. Wisconsin)
 Fewest Saves, Period:..... 3 (1st per. 11/24/18 at Minnesota)
 Most Saves, Game:..... 52 (2/2/19 vs. Wisconsin)
 Fewest Saves, Complete Game:..... 18 (11/16/18 vs. Notre Dame)
 Most Goals Allowed, Period:..... 3, three times (MR: 2nd per. 11/2/19 vs. Cornell)
 Most Goals Allowed, Game:..... 7 (1/4/19 vs. Ohio State)

28 GIANLUCA ESTEVES

2017-18 GAME-BY-GAME

Date - Opp	G-A-P	Sh	+/-	PIM	PP	Sh	GW	BLK
10/13 - at Bowling Green	0-0-0	0	-1	2	0	0	0	1
10/14 - Bowling Green	0-0-0	1	E	0	0	0	0	0
10/20 - Western Mich.	0-0-0	1	E	0	0	0	0	0
10/21 - at Western Mich.	0-0-0	1	E	0	0	0	0	0
10/27 - Lake Superior St.	0-0-0	3	+1	0	0	0	0	1
10/28 - Lake Superior St.	0-1-1	2	+2	0	0	0	0	0
11/3 - at Minnesota	0-0-0	1	E	0	0	0	0	1
11/4 - at Minnesota	0-0-0	1	E	0	0	0	0	0
11/10 - Wisconsin	0-0-0	0	E	0	0	0	0	1
11/17 - Ferris State	0-0-0	0	+1	0	0	0	0	0
11/18 - at Ferris State	0-0-0	0	E	0	0	0	0	0
11/24 - at Penn State	0-0-0	0	E	0	0	0	0	1
11/25 - at Penn State	0-0-0	0	E	0	0	0	0	0
12/1 - Notre Dame	0-0-0	0	E	0	0	0	0	0
12/2 - Notre Dame	0-0-0	1	E	0	0	0	0	1
12/7 - at Michigan	0-0-0	1	-1	0	0	0	0	0
12/8 - Michigan	0-0-0	0	E	0	0	0	0	0
1/1 - vs Michigan Tech	0-0-0	0	-1	0	0	0	0	0
1/2 - vs Michigan	0-0-0	0	-1	0	0	0	0	1
1/5 - Ohio State	0-0-0	1	E	0	0	0	0	0
1/6 - Ohio State	0-0-0	0	E	0	0	0	0	0
1/12 - at Wisconsin	0-0-0	0	E	0	0	0	0	0
1/13 - at Wisconsin	0-0-0	0	-1	0	0	0	0	0
1/18 - Minnesota	0-0-0	0	E	0	0	0	0	0
1/20 - vs Minnesota	0-0-0	0	E	0	0	0	0	0
2/2 - at Ohio State	0-0-0	0	E	0	0	0	0	1
2/3 - at Ohio State	0-0-0	0	+1	0	0	0	0	0
2/9 - Michigan	0-0-0	0	E	0	0	0	0	0
2/10 - vs Michigan	0-0-0	0	E	0	0	0	0	1
2/16 - Penn State	0-0-0	1	+1	0	0	0	0	0
2/17 - Penn State	0-0-0	0	+1	0	0	0	0	0
2/23 - at Notre Dame	0-1-1	2	+1	0	0	0	0	0
2/24 - at Notre Dame	0-0-0	0	E	0	0	0	0	0
3/2 - at Ohio State	0-1-1	0	-1	0	0	0	0	0
3/3 - at Ohio State	0-0-0	0	E	0	0	0	0	0
TOTAL	0-3-3	16	+2	2	0	0	0	9

2018-19 GAME-BY-GAME

Date - Opp	G-A-P	Sh	+/-	PIM	PP	Sh	GW	BLK
10/27 - at Cornell	0-0-0	0	E	0	0	0	0	2
11/3 - at Ferris State	0-0-0	0	-2	0	0	0	0	0
11/24 - at Minnesota	0-0-0	0	E	0	0	0	0	2
TOTAL	0-0-0	0	-2	0	0	0	0	2

2019-20 GAME-BY-GAME

Date - Opp	G-A-P	Sh	+/-	PIM	PP	Sh	GW	BLK
10/11 - at Northern Michigan	0-1-1	0	+2	0	0	0	0	0
10/25 - at Colorado College	0-0-0	0	E	0	0	0	0	0
10/26 - at Colorado College	1-1-2	2	+2	0	0	0	0	1
11/1 - Cornell	0-0-0	1	E	0	0	0	0	0
11/2 - Cornell	0-0-0	0	-2	0	0	0	0	0
11/8 - at Penn State	0-0-0	2	E	0	0	0	0	0
11/9 - at Penn State	0-0-0	0	-1	0	0	0	0	1
11/14 - at Michigan	0-0-0	1	-1	0	0	0	0	0
11/16 - Michigan	0-0-0	1	+1	0	0	0	0	0
11/22 - Notre Dame	0-0-0	0	E	0	0	0	0	1
11/23 - Notre Dame	0-0-0	0	E	0	0	0	0	1
11/30 - at Ohio State	0-0-0	2	E	0	0	0	0	1
12/1 - at Ohio State	0-0-0	2	E	0	0	0	0	0
12/6 - Wisconsin	0-1-1	1	+2	0	0	0	0	0
12/7 - Wisconsin	0-0-0	1	-1	0	0	0	0	0



12/14 - Arizona State	0-0-0	1	E	0	0	0	0	2	
12/15 - Arizona State	0-0-0	0	E	0	0	0	0	0	
12/30 - vs Michigan Tech	0-0-0	0	E	0	0	0	0	0	
12/31 - vs Ferris State	0-0-0	2	E	0	0	0	0	0	1
1/10 - Minnesota	1-0-1	2	+1	0	0	0	0	1	0
1/11 - Minnesota	0-0-0	0	E	0	0	0	0	0	0
1/17 - at Wisconsin	0-1-1	0	+1	0	0	0	0	0	0
1/18 - at Wisconsin	0-1-1	3	+1	0	0	0	0	0	0
1/24 - Penn State	0-1-1	2	E	0	0	0	0	0	2
1/25 - Penn State	0-0-0	2	-2	0	0	0	0	0	1
2/7 - at Minnesota	0-0-0	0	-1	0	0	0	0	0	0
2/8 - at Minnesota	0-0-0	0	+1	0	0	0	0	0	1
2/14 - Michigan	0-0-0	2	-1	0	0	0	0	0	0
2/17 - vs Michigan	0-0-0	1	E	0	0	0	0	0	2
2/21 - Ohio State	0-0-0	0	E	0	0	0	0	0	2
2/22 - Ohio State	0-0-0	2	E	2	0	0	0	0	0
2/28 - at Notre Dame	0-0-0	1	-1	0	0	0	0	0	0
2/29 - at Notre Dame	0-0-0	0	E	0	0	0	0	0	1
3/6 - at Michigan	0-0-0	1	E	0	0	0	0	0	0
3/7 - at Michigan	0-0-0	0	E	0	0	0	0	0	3
TOTAL	2-6-8	32	+1	2	0	0	0	1	20

ESTEVE'S SUPERLATIVES

Most Goals, Game:1, twice (MR: 1/10/20 vs. Minnesota)
 Most Assists, Game:1, nine times (MR: 1/24/20 vs. Penn State)
 Most Points, Game:2 (10/26/19 at Colorado College)
 Longest Goal-Scoring Streak:N/A
 Longest Assist Streak:3 games (1/17-24/20; 0-3-3)
 Longest Point Scoring Streak:3 games (1/17-24/20; 0-3-3)
 Blocked Shots3, twice (MR: 3/7/20 at Michigan)
 Multiple-Point Games, Season1 (2019-20)
 Career Multi-Point Games:1

14 ADAM GOODSIR

2018-19 GAME-BY-GAME

Date-Opp	G-A-P	Sh	+/-	PIM	PP	Sh	GW	BLK
10/12 - Northern Michigan	0-0-0	1	E	0	0	0	0	0
10/13 - Northern Michigan	0-0-0	0	E	2	0	0	0	1
10/26 - at Cornell	0-0-0	1	-1	0	0	0	0	0
11/2 - Ferris State	0-0-0	1	E	0	0	0	0	0
11/3 - at Ferris State	0-0-0	1	-3	4	0	0	0	2
11/9 - at Arizona State	0-0-0	1	+1	0	0	0	0	2
11/10 - at Arizona State	0-0-0	1	E	0	0	0	0	2
11/16 - Notre Dame	0-0-0	0	E	0	0	0	0	1
11/17 - Notre Dame	0-0-0	0	E	0	0	0	0	1
11/23 - at Minnesota	0-0-0	1	-1	2	0	0	0	0
11/30 - Michigan	0-0-0	0	E	0	0	0	0	0
12/1 - at Michigan	0-0-0	0	E	0	0	0	0	2
12/7 - at Wisconsin	0-0-0	0	E	0	0	0	0	0
12/8 - at Wisconsin	0-0-0	0	E	2	0	0	0	1
12/30 - vs Lake Superior St.	0-0-0	1	-1	0	0	0	0	0
12/31 - vs Michigan	0-0-0	1	-1	0	0	0	0	0
1/4 - Ohio State	0-1-1	0	E	0	0	0	0	1
1/5 - Ohio State	0-0-0	3	E	0	0	0	0	1
1/11 - at Penn State	0-0-0	0	E	0	0	0	0	0
1/12 - at Penn State	0-1-1	2	+1	0	0	0	0	1
1/19 - Minnesota	0-0-1	1	E	4	0	0	0	1
1/20 - Minnesota	1-0-1	2	+1	0	0	0	0	1
1/25 - at Notre Dame	0-1-1	3	+1	0	0	0	0	1
1/26 - at Notre Dame	0-0-0	0	E	0	0	0	0	0
2/1 - Wisconsin	0-0-0	1	E	0	0	0	0	0
2/2 - Wisconsin	0-0-0	0	E	2	0	0	0	0

2/8 - at Michigan	0-0-0	0	-1	2	0	0	0	0
2/9 - vs Michigan	0-0-0	0	E	0	0	0	0	1
2/15 - Penn State	1-0-1	2	+1	0	0	0	0	1
2/16 - Penn State	1-0-1	1	+1	0	0	0	0	0
3/1 - at Ohio State	0-0-0	0	-1	2	0	0	0	0
3/2 - at Ohio State	0-0-0	0	E	0	0	0	0	0
3/8 - at Notre Dame	0-0-0	1	E	0	0	0	0	0
3/9 - at Notre Dame	0-0-0	0	-1	0	0	0	0	0
TOTAL	3-3-6	25	-4	20	0	0	1	21

2019-20 GAME-BY-GAME

Date-Opp	G-A-P	Sh	+/-	PIM	PP	Sh	GW	BLK
10/11 - Northern Michigan	0-0-0	0	-1	0	0	0	0	0
10/12 - Northern Michigan	0-0-0	0	E	2	0	0	0	0
10/25 - at Colorado College	0-0-0	1	-1	2	0	0	0	0
10/26 - at Colorado College	0-0-0	2	E	0	0	0	0	0
11/1 - Cornell	0-0-0	2	-1	0	0	0	0	1
11/2 - Cornell	0-0-0	1	E	0	0	0	0	0
11/8 - at Penn State	0-0-0	0	E	0	0	0	0	0
11/9 - at Penn State	0-0-0	0	E	0	0	0	0	0
11/14 - at Michigan	0-0-0	0	-1	0	0	0	0	0
11/16 - Michigan	0-1-1	1	+1	2	0	0	0	0
11/22 - Notre Dame	0-0-0	1	E	0	0	0	0	0
11/23 - Notre Dame	0-0-0	1	E	0	0	0	0	1
11/30 - at Ohio State	0-0-0	2	-1	0	0	0	0	0
12/1 - at Ohio State	0-0-0	2	E	4	0	0	0	0
12/6 - Wisconsin	0-1-1	1	+1	0	0	0	0	1
12/7 - Wisconsin	0-0-0	2	E	0	0	0	0	0
12/14 - Arizona State	0-0-0	0	E	0	0	0	0	0
12/15 - Arizona State	0-0-0	0	E	0	0	0	0	0
12/30 - vs Michigan Tech	0-0-0	0	E	0	0	0	0	0
12/31 - vs Ferris State	0-0-0	1	E	2	0	0	0	0
1/10 - Minnesota	0-0-0	0	E	2	0	0	0	0
1/11 - Minnesota	0-0-0	0	E	0	0	0	0	0
1/17 - at Wisconsin	0-0-0	1	E	0	0	0	0	0
1/18 - at Wisconsin	0-0-0	2	E	0	0	0	0	0
1/24 - Penn State	0-1-1	0	E	0	0	0	0	0
1/25 - Penn State	0-0-0	5	E	0	0	0	0	0
2/7 - at Minnesota	0-0-0	2	E	0	0	0	0	0
2/8 - at Minnesota	0-0-0	1	E	0	0	0	0	0
2/14 - Michigan	0-0-0	0	E	2	0	0	0	0
2/17 - vs Michigan	0-1-1	4	+1	0	0	0	0	0
2/21 - Ohio State	0-0-0	1	E	0	0	0	0	1
2/22 - Ohio State	0-0-0	1	E	0	0	0	0	1
2/28 - at Notre Dame	0-0-0	2	E	0	0	0	0	0
2/29 - at Notre Dame	0-0-0	0	E	0	0	0	0	1
3/6 - at Michigan	0-0-0	1	E	0	0	0	0	1
3/7 - at Michigan	0-0-0	3	E	0	0	0	0	1
TOTAL	0-4-4	40	-2	16	0	0	0	8

GOODSIR'S SUPERLATIVES

Most Goals, Game:1, three times (MR: 2/16/19 vs. Penn State)
 Most Assists, Game:1, three times (MR: 1/25/19 at Notre Dame)
 Most Points, Game:1, multiple (MR: 2/17/20 vs. Michigan)
 Longest Goal-Scoring Streak:2 games (2/15-16/19; 2-0-2)
 Longest Assist Streak:N/A
 Longest Point Scoring Streak:2 games, twice (MR: 2/15-16/19; 2-0-2)
 Blocked Shots2, four times (MR: 12/1/18 at Michigan)
 Multiple-Point Games, SeasonN/A
 Career Multi-Point Games:N/A



CAREER GAME-BY-GAME STATS

23 JAGGER JOSHUA
2019-20 GAME-BY-GAME

Date-Opp	G-A-P	Sh	+/-	PIM	PP	Sh	GW	BLK
10/11 - at Northern Mich	0-1-1	0	E	0	0	0	0	0
10/12 - at Northern Mich	0-0-0	0	E	2	0	0	0	0
10/25 - at Colorado College	0-0-0	2	E	5	0	0	0	1
10/26 - at Colorado College	0-0-0	3	E	2	0	0	0	0
11/1 - Cornell	0-0-0	0	E	2	0	0	0	2
11/2 - Cornell	0-0-0	0	-1	0	0	0	0	0
11/8 - at Penn State	0-0-0	3	E	0	0	0	0	1
11/9 - at Penn State	0-0-0	3	-1	0	0	0	0	0
11/14 - at Michigan	0-0-0	1	-1	0	0	0	0	0
11/16 - Michigan	0-1-1	1	+1	2	0	0	0	0
11/22 - Notre Dame	0-0-0	1	E	2	0	0	0	0
11/23 - Notre Dame	0-0-0	3	E	0	0	0	0	1
11/30 - at Ohio State	0-0-0	0	E	0	0	0	0	0
12/1 - at Ohio State	0-0-0	1	E	2	0	0	0	1
12/6 - Wisconsin	1-0-1	1	+1	4	0	0	0	0
12/7 - Wisconsin	0-0-0	1	+1	0	0	0	0	0
12/14 - Arizona State	0-0-0	3	E	0	0	0	0	0
12/15 - Arizona State	0-0-0	3	E	0	0	0	0	1
12/30 - vs Michigan Tech	0-1-1	0	E	3	0	0	0	0
12/31 - vs Ferris State	0-1-1	3	+1	2	0	0	0	1
1/10 - Minnesota	0-0-0	1	E	2	0	0	0	0
1/11 - Minnesota	0-0-0	1	E	0	0	0	0	1
1/17 - at Wisconsin	0-0-0	1	E	0	0	0	0	0
1/18 - at Wisconsin	0-0-0	1	E	0	0	0	0	0
1/24 - Penn State	0-0-0	2	E	0	0	0	0	0
1/25 - Penn State	0-0-0	4	E	0	0	0	0	0
2/7 - at Minnesota	0-0-0	1	-1	2	0	0	0	1
2/8 - at Minnesota	0-0-0	0	-2	2	0	0	0	0
2/14 - Michigan	0-0-0	1	-1	0	0	0	0	0
2/17 - vs Michigan	0-0-0	0	E	0	0	0	0	0
2/21 - Ohio State	0-0-0	1	-1	0	0	0	0	0
2/22 - Ohio State	1-0-1	3	+1	2	0	0	0	1
2/28 - at Notre Dame	0-0-0	1	+2	0	0	0	0	0
2/29 - at Notre Dame	0-1-1	4	+2	0	0	0	0	0
3/6 - at Michigan	0-0-0	0	-1	2	0	0	0	2
3/7 - at Michigan	0-0-0	2	E	0	0	0	0	0
TOTAL	2-5-7	52	E	35	0	0	0	13

JOSHUA'S SUPERLATIVES

Most Goals, Game: 1, twice (MR: 2/22/20 vs. Ohio State)
 Most Assists, Game: 1, twice (MR: 2/29/20 at Notre Dame)
 Most Points, Game: 1, seven times (MR: 2/29/20 at Notre Dame)
 Longest Goal-Scoring Streak: N/A
 Longest Assist Streak: 2 games (12/30-31/19; 0-2--2)
 Longest Point Scoring Streak: 2 games (12/30-31/19; 0-2--2)
 Blocked Shots 2, twice (MR: 3/6/20 at Michigan)
 Multiple-Point Games, Season N/A
 Career Multi-Point Games: N/A

24 AUSTIN KAMER
2017-18 GAME-BY-GAME

Date-Opp	G-A-P	Sh	+/-	PIM	PP	Sh	GW	BLK
10/13 - at Bowling Green	0-0-0	0	-1	0	0	0	0	1
10/20 - Western Mich.	0-0-0	1	-1	0	0	0	0	1
10/21 - at Western Mich.	0-0-0	1	-1	0	0	0	0	1
10/27 - Lake Superior St.	0-0-0	1	-1	0	0	0	0	1
10/28 - Lake Superior St.	0-0-0	1	E	0	0	0	0	1
11/3 - at Minnesota	0-0-0	0	E	0	0	0	0	0
11/4 - at Minnesota	0-0-0	0	-1	0	0	0	0	0
11/10 - Wisconsin	0-0-0	3	-2	0	0	0	0	1
11/11 - Wisconsin	0-0-0	0	E	0	0	0	0	0
11/17 - Ferris State	0-0-0	1	E	0	0	0	0	0
11/18 - at Ferris State	0-0-0	0	E	0	0	0	0	0
11/24 - at Penn State	0-0-0	0	-1	0	0	0	0	0
11/25 - at Penn State	0-1-1	2	E	0	0	0	0	2
12/1 - Notre Dame	0-0-0	0	E	0	0	0	0	0
12/2 - Notre Dame	0-0-0	2	E	0	0	0	0	1
12/7 - at Michigan	0-0-0	2	E	0	0	0	0	1
12/8 - Michigan	0-0-0	0	+1	0	0	0	0	1
1/1 - vs Michigan Tech	0-0-0	0	-1	0	0	0	0	0
1/2 - vs Michigan	0-0-0	0	-1	0	0	0	0	1
1/6 - Ohio State	0-0-0	0	-1	0	0	0	0	1
1/12 - at Wisconsin	0-0-0	1	E	0	0	0	0	0
1/13 - at Wisconsin	0-0-0	0	E	0	0	0	0	0
1/18 - Minnesota	0-0-0	1	E	0	0	0	0	0
1/20 - vs Minnesota	0-0-0	2	E	0	0	0	0	0
2/2 - at Ohio State	0-0-0	0	E	0	0	0	0	0
2/3 - at Ohio State	1-0-1	1	+2	0	0	0	0	0
2/9 - Michigan	0-0-0	0	E	0	0	0	0	0
2/10 - vs Michigan	0-0-0	0	E	0	0	0	0	0
2/16 - Penn State	0-0-0	0	+1	0	0	0	0	1
TOTAL	1-1-2	19	-7	0	0	0	0	14

2018-19 GAME-BY-GAME

Date-Opp	G-A-P	Sh	+/-	PIM	PP	Sh	GW	BLK
11/24 - at Minnesota	0-0-0	0	E	2	0	0	0	0
11/30 - Michigan	0-0-0	0	E	0	0	0	0	0
12/1 - at Michigan	0-0-0	0	E	0	0	0	0	0
12/7 - at Wisconsin	0-0-0	0	-1	0	0	0	0	0
12/8 - at Wisconsin	0-0-0	0	E	0	0	0	0	1
12/31 - vs Michigan	0-0-0	0	E	0	0	0	0	0
1/5 - Ohio State	0-0-0	3	E	0	0	0	0	1
1/12 - at Penn State	0-0-0	1	-1	0	0	0	0	0
1/19 - Minnesota	0-0-0	1	E	0	0	0	0	0
1/20 - Minnesota	0-0-0	1	+1	0	0	0	0	0
1/25 - at Notre Dame	0-0-0	1	-1	0	0	0	0	0
1/26 - at Notre Dame	0-0-0	1	E	0	0	0	0	1
2/1 - Wisconsin	0-0-0	0	E	0	0	0	0	0
2/2 - Wisconsin	0-0-0	1	E	0	0	0	0	0
2/8 - at Michigan	1-0-1	2	-1	2	0	0	0	0
2/9 - vs Michigan	0-0-0	0	-2	0	0	0	0	1
2/15 - Penn State	1-1-2	1	+2	0	0	0	0	0
2/16 - Penn State	0-0-0	1	+1	0	0	0	0	2
3/1 - at Ohio State	0-0-0	0	E	0	0	0	0	2
3/2 - at Ohio State	0-0-0	0	E	0	0	0	0	0
3/8 - at Notre Dame	0-0-0	2	E	0	0	0	0	0
3/9 - at Notre Dame	0-0-0	0	-2	0	0	0	0	0
TOTAL	2-1-3	15	-4	4	0	0	0	9



2019-20 GAME-BY-GAME

Date-Opp	G-A-P	Sh	+/	PIM	PP	Sh	GW	BLK
10/11 - at Northern Michigan	0-0-0	0	-1	0	0	0	0	1
10/12 - at Northern Michigan	0-0-0	0	E	0	0	0	0	0
10/25 - at Colorado College	0-0-0	3	-1	0	0	0	0	0
10/26 - at Colorado College	0-0-0	0	+1	0	0	0	0	0
11/1 - Cornell	0-0-0	0	-1	0	0	0	0	0
11/2 - Cornell	0-0-0	0	E	0	0	0	0	1
11/8 - at Penn State	0-0-0	2	E	0	0	0	0	0
11/9 - at Penn State	0-0-0	0	-1	0	0	0	0	0
11/14 - at Michigan	0-0-0	0	-1	0	0	0	0	0
11/16 - Michigan	1-0-1	1	+1	0	0	0	0	0
11/22 - Notre Dame	0-0-0	0	E	0	0	0	0	0
11/23 - Notre Dame	0-0-0	0	E	0	0	0	0	0
11/30 - at Ohio State	0-0-0	0	E	0	0	0	0	0
12/1 - at Ohio State	0-0-0	0	E	0	0	0	0	0
12/14 - Arizona State	0-0-0	2	E	0	0	0	0	0
12/15 - Arizona State	0-0-0	3	E	0	0	0	0	0
12/30 - vs Michigan Tech	0-0-0	0	E	0	0	0	0	0
12/31 - vs Ferris State	0-0-0	4	E	0	0	0	0	0
1/10 - Minnesota	0-0-0	0	+1	0	0	0	0	1
1/11 - Minnesota	0-0-0	0	E	0	0	0	0	0
1/17 - at Wisconsin	0-0-0	0	E	0	0	0	0	0
1/18 - at Wisconsin	0-0-0	0	E	0	0	0	0	0
1/24 - Penn State	0-0-0	0	E	0	0	0	0	0
1/25 - Penn State	0-0-0	0	E	0	0	0	0	0
2/7 - at Minnesota	0-0-0	0	E	0	0	0	0	0
2/8 - at Minnesota	0-0-0	2	E	0	0	0	0	0
2/14 - Michigan	0-0-0	1	E	0	0	0	0	0
2/17 - vs Michigan	0-0-0	1	E	0	0	0	0	0
2/21 - Ohio State	0-0-0	0	-1	0	0	0	0	1
2/22 - Ohio State	0-0-0	1	E	2	0	0	0	0
2/28 - at Notre Dame	0-1-1	1	+1	0	0	0	0	0
2/29 - at Notre Dame	0-0-0	0	-1	0	0	0	0	0
3/6 - at Michigan	0-0-0	2	E	0	0	0	0	1
3/7 - at Michigan	0-0-0	0	E	0	0	0	0	0
TOTAL	1-1-2	23	-3	2	0	0	0	5

KAMER'S SUPERLATIVES

Most Goals, Game: 1, four times (MR: 11/14/19 vs. Michigan)
Most Assists, Game: 1, three times (MR: 2/28/20 at Notre Dame)
Most Points, Game: 2 (2/15/19 vs. Penn State; 1-1-2)
Longest Goal-Scoring Streak: N/A
Longest Assist Streak: N/A
Longest Point Scoring Streak: N/A
Blocked Shots 2, three times (MR: 3/1/19 at Ohio State)
Multiple-Point Games, Season 1 (2018-19)
Career Multi-Point Games: 1

15 CHRISTIAN KRYGIER

2018-19 GAME-BY-GAME

Date-Opp	G-A-P	Sh	+/	PIM	PP	Sh	GW	BLK
10/12 - Northern Michigan	0-0-0	0	+1	2	0	0	0	0
10/13 - Northern Michigan	0-0-0	0	-1	2	0	0	0	0
10/26 - at Cornell	0-0-0	1	-1	2	0	0	0	0
10/27 - at Cornell	0-0-0	0	+1	0	0	0	0	0
11/2 - Ferris State	0-0-0	1	-1	0	0	0	0	2
11/3 - at Ferris State	0-0-0	0	-3	4	0	0	0	0
11/16 - Notre Dame	0-0-0	1	E	0	0	0	0	0
11/17 - Notre Dame	0-0-0	0	E	0	0	0	0	0
11/23 - at Minnesota	0-0-0	0	E	2	0	0	0	2
11/24 - at Minnesota	0-0-0	0	E	2	0	0	0	1
11/30 - Michigan	0-0-0	0	E	2	0	0	0	0
12/1 - at Michigan	0-0-0	0	E	0	0	0	0	1
12/7 - at Wisconsin	0-0-0	0	E	0	0	0	0	0
12/8 - at Wisconsin	0-0-0	0	E	0	0	0	0	2
12/30 - vs Lake Superior St.	0-0-0	0	-1	0	0	0	0	1
12/31 - vs Michigan	0-0-0	2	E	0	0	0	0	2
1/4 - Ohio State	0-0-0	2	-1	0	0	0	0	1
1/5 - Ohio State	0-0-0	0	-1	0	0	0	0	1
1/11 - at Penn State	0-0-0	0	-2	2	0	0	0	1
1/12 - at Penn State	0-0-0	0	E	0	0	0	0	0
1/19 - Minnesota	0-1-1	0	E	2	0	0	0	1
1/20 - Minnesota	0-0-0	0	-1	0	0	0	0	0
1/25 - at Notre Dame	0-0-0	0	E	0	0	0	0	0
2/1 - Wisconsin	0-0-0	1	E	0	0	0	0	0
2/2 - Wisconsin	0-0-0	0	E	2	0	0	0	0
2/8 - at Michigan	0-0-0	0	E	0	0	0	0	1
2/9 - vs Michigan	0-0-0	0	E	0	0	0	0	0
2/15 - Penn State	0-1-1	1	+1	0	0	0	0	0
2/16 - Penn State	0-0-0	1	-1	2	0	0	0	0
3/1 - at Ohio State	0-0-0	1	E	0	0	0	0	0
3/2 - at Ohio State	0-0-0	0	E	0	0	0	0	0
3/8 - at Notre Dame	0-0-0	0	E	0	0	0	0	0
3/9 - at Notre Dame	0-0-0	0	-1	0	0	0	0	0
TOTAL	0-2-2	11	-11	0	0	0	0	16

CAREER GAME-BY-GAME STATS

2019-20 GAME-BY-GAME

Date-Opp	G-A-P	Sh	+/-	PIM	PP	Sh	GW	BLK
10/11 - at Northern Michigan	0-0-0	0	-1	0	0	0	0	1
10/12 - at Northern Michigan	0-0-0	1	E	2	0	0	0	0
10/25 - at Colorado College	0-0-0	2	E	0	0	0	0	0
10/26 - at Colorado College	0-0-0	0	+1	2	0	0	0	0
11/1 - Cornell	0-0-0	1	-1	2	0	0	0	2
11/2 - Cornell	0-1-1	0	-1	4	0	0	0	0
11/8 - at Penn State	0-0-0	0	+2	4	0	0	0	1
11/9 - at Penn State	0-0-0	0	+1	0	0	0	0	0
11/14 - at Michigan	0-1-1	0	E	4	0	0	0	1
11/16 - Michigan	0-0-0	2	E	0	0	0	0	0
11/22 - Notre Dame	0-0-0	0	+1	0	0	0	0	1
11/23 - Notre Dame	0-0-0	1	E	4	0	0	0	1
11/30 - at Ohio State	0-0-0	0	-1	2	0	0	0	1
12/1 - at Ohio State	0-0-0	1	E	2	0	0	0	0
12/6 - Wisconsin	0-0-0	0	+1	2	0	0	0	1
12/7 - Wisconsin	0-0-0	2	-1	0	0	0	0	1
12/14 - Arizona State	0-1-1	0	+1	2	0	0	0	1
12/30 - vs Michigan Tech	0-0-0	0	+1	0	0	0	0	0
12/31 - vs Ferris State	0-0-0	1	+1	14	0	0	0	0
1/10 - Minnesota	0-0-0	0	E	4	0	0	0	2
1/11 - Minnesota	0-0-0	0	E	0	0	0	0	0
1/17 - at Wisconsin	0-0-0	1	E	0	0	0	0	1
1/18 - at Wisconsin	0-0-0	0	-1	0	0	0	0	1
1/24 - Penn State	0-0-0	2	+1	0	0	0	0	0
1/25 - Penn State	0-0-0	1	-1	0	0	0	0	1
2/7 - at Minnesota	0-0-0	2	E	0	0	0	0	0
2/8 - at Minnesota	0-0-0	0	E	0	0	0	0	0
2/14 - Michigan	0-0-0	2	E	0	0	0	0	1
2/17 - vs Michigan	0-0-0	2	E	2	0	0	0	1
2/21 - Ohio State	0-0-0	2	-1	0	0	0	0	2
2/22 - Ohio State	0-0-0	0	E	0	0	0	0	1
2/28 - at Notre Dame	0-0-0	0	E	0	0	0	0	1
2/29 - at Notre Dame	0-0-0	0	E	0	0	0	0	1
3/6 - at Michigan	0-0-0	0	-1	0	0	0	0	3
3/7 - at Michigan	0-0-0	3	-1	0	0	0	0	3
TOTAL	0-3-3	26	E	50	0	0	0	29

CHRISTIAN KRYGIER'S SUPERLATIVES

Most Goals, Game: N/A
 Most Assists, Game: 1, five times (MR: 12/14/19 vs. Arizona State)
 Most Points, Game: 1, five times (MR: 12/14/19 vs. Arizona State)
 Longest Goal-Scoring Streak: N/A
 Longest Assist Streak: N/A
 Longest Point Scoring Streak: N/A
 Blocked Shots 3, three times (MR: 3/7/20 at Michigan)
 Multiple-Point Games, Season N/A
 Career Multi-Point Games: N/A

8 COLE KRYGIER

2018-19 GAME-BY-GAME

Date-Opp	G-A-P	Sh	+/-	PIM	PP	Sh	GW	BLK
10/12 - Northern Michigan	0-0-0	1	E	0	0	0	0	0
11/13 - Northern Michigan	0-0-0	0	E	2	0	0	0	0
10/26 - at Cornell	0-0-0	0	E	0	0	0	0	0
10/27 - at Cornell	0-0-0	1	E	0	0	0	0	1
11/2 - Ferris State	0-1-1	0	+1	4	0	0	0	0
11/3 - Ferris State	0-0-0	0	E	0	0	0	0	0
12/30 - vs Lake Superior St.	0-0-0	1	E	0	0	0	0	1
12/31 - vs Michigan	0-0-0	0	-1	0	0	0	0	0
1/4 - Ohio State	0-1-1	1	-1	0	0	0	0	1
1/5 - Ohio State	0-0-0	1	-1	0	0	0	0	1
1/11 - at Penn State	0-0-0	0	E	0	0	0	0	0
1/12 - at Penn State	0-0-0	1	E	0	0	0	0	2
1/19 - Minnesota	0-0-0	0	-1	2	0	0	0	2
1/20 - Minnesota	1-0-1	1	E	0	0	0	0	1
1/25 - at Notre Dame	0-0-0	2	E	4	0	0	0	0
1/26 - at Notre Dame	0-0-0	0	E	0	0	0	0	0
2/1 - Wisconsin	0-0-0	1	E	0	0	0	0	1
2/2 - Wisconsin	0-0-0	1	E	0	0	0	0	1
2/8 - at Michigan	0-0-0	2	-1	2	0	0	0	0
2/9 - vs Michigan	0-0-0	0	-1	2	0	0	0	2
2/15 - Penn State	0-1-1	1	+2	0	0	0	0	0
2/16 - Penn State	0-0-0	1	-1	0	0	0	0	0
3/1 - at Ohio State	0-1-1	0	-1	0	0	0	0	1
3/2 - at Ohio State	0-0-0	0	E	0	0	0	0	1
3/8 - at Notre Dame	0-0-0	0	E	0	0	0	0	0
3/9 - at Notre Dame	0-0-0	0	E	0	0	0	0	1
TOTAL	1-4-5	14	-5	0	0	0	0	16

2019-20 GAME-BY-GAME

Date-Opp	G-A-P	Sh	+/-	PIM	PP	Sh	GW	BLK
10/11 - at Northern Michigan	1-0-1	2	-1	2	1	0	0	0
10/12 - at Northern Michigan	0-0-0	2	E	2	0	0	0	0
10/25 - at Colorado College	0-0-0	3	-1	0	0	0	0	0
10/26 - at Colorado College	1-0-1	1	+2	0	0	0	1	2
11/1 - Cornell	0-0-0	2	-1	2	0	0	0	0
11/2 - Cornell	0-0-0	2	-1	0	0	0	0	1
11/8 - at Penn State	0-0-0	1	E	2	0	0	0	0
11/9 - at Penn State	0-0-0	0	E	0	0	0	0	0
11/14 - at Michigan	0-0-0	1	E	4	0	0	0	1
11/16 - Michigan	0-0-0	1	E	0	0	0	0	0
11/22 - Notre Dame	0-1-1	2	+1	0	0	0	0	0
11/23 - Notre Dame	0-0-0	2	E	0	0	0	0	1
11/30 - at Ohio State	0-0-0	2	-1	0	0	0	0	0
12/1 - at Ohio State	0-0-0	2	E	0	0	0	0	1
12/6 - Wisconsin	0-0-0	2	+1	0	0	0	0	0
12/7 - Wisconsin	0-0-0	1	E	0	0	0	0	0
12/14 - Arizona State	0-1-1	1	+1	0	0	0	0	0
12/15 - Arizona State	0-0-0	1	+1	2	0	0	0	0
12/30 - vs Michigan Tech	0-1-1	1	+1	0	0	0	0	1
12/31 - vs Ferris State	0-0-0	0	E	2	0	0	0	1
1/10 - Minnesota	0-0-0	1	E	0	0	0	0	0
1/11 - Minnesota	0-0-0	0	E	0	0	0	0	1
1/17 - at Wisconsin	0-0-0	1	E	0	0	0	0	1
1/18 - at Wisconsin	0-0-0	3	E	0	0	0	0	0
1/24 - Penn State	1-0-1	2	E	0	0	0	1	1
1/25 - Penn State	0-0-0	1	-1	0	0	0	0	0
2/7 - at Minnesota	0-0-0	1	E	0	0	0	0	2
2/8 - at Minnesota	0-0-0	1	+1	0	0	0	0	0
2/14 - Michigan	0-0-0	1	E	0	0	0	0	0
2/17 - vs Michigan	0-0-0	3	E	0	0	0	0	2
2/21 - Ohio State	0-0-0	2	-1	0	0	0	0	3



2/22 - Ohio State	0-0-0	2	E	0	0	0	0	0	0
2/28 - at Notre Dame	0-0-0	0	E	0	0	0	0	0	0
2/29 - at Notre Dame	0-0-0	2	E	0	0	0	0	0	1
3/6 - at Michigan	0-0-0	1	-1	2	0	0	0	0	0
3/7 - at Michigan	0-0-0	1	E	0	0	0	0	0	1
TOTALS	3-3-6	51	E	20	1	0	2	20	

COLE KRYGIER'S SUPERLATIVES

Most Goals, Game: 1, four times (1/24/20 vs. Penn State)
 Most Assists, Game: 1, seven times (MR: 12/30/19 vs. Michigan Tech)
 Most Points, Game: 1, multiple (1/24/20 vs. Penn State)
 Longest Goal-Scoring Streak: N/A
 Longest Assist Streak: N/A
 Longest Point Scoring Streak: N/A
 Blocked Shots: 3 (2/21/20 vs. Ohio State)
 Multiple-Point Games, Season N/A
 Career Multi-Point Games: N/A

9 MITCHELL LEWANDOWSKI 2017-18 GAME-BY-GAME

Date-Opp	G-A-P	Sh	+/-	PIM	PP	Sh	GW	BLK
10/13 - at Bowling Green	0-1-1	3	E	2	0	0	0	0
10/14 - Bowling Green	0-1-1	1	+1	0	0	0	0	0
10/20 - Western Mich.	1-3-4	2	+2	0	0	0	1	0
10/21 - at Western Mich.	0-0-0	4	-2	0	0	0	0	0
10/27 - Lake Superior St.	0-1-1	3	+1	0	0	0	0	0
10/28 - Lake Superior St.	2-0-2	4	E	0	2	0	1	2
11/3 - at Minnesota	0-0-0	2	-2	0	0	0	0	1
11/4 - at Minnesota	0-0-0	3	-1	0	0	0	0	0
11/10 - Wisconsin	2-1-3	2	E	2	1	0	0	0
11/11 - Wisconsin	1-0-1	1	+1	0	0	0	0	0
11/17 - Ferris State	2-1-3	4	+1	0	0	0	0	1
11/18 - at Ferris State	1-0-1	5	+1	0	1	0	1	4
11/24 - at Penn State	0-0-0	5	-2	0	0	0	0	0
11/25 - at Penn State	0-1-1	0	+1	0	0	0	0	0
12/1 - Notre Dame	0-0-0	1	-2	0	0	0	0	0
12/2 - Notre Dame	0-0-0	4	-2	0	0	0	0	0
12/7 - at Michigan	0-0-0	1	-1	0	0	0	0	1
12/8 - Michigan	1-2-3	3	+1	0	1	0	0	1
1/1 - vs Michigan Tech	0-0-0	1	-2	2	0	0	0	1
1/2 - vs Michigan	0-2-2	4	-1	0	0	0	0	0
1/5 - Ohio State	0-0-0	1	-1	2	0	0	0	0
1/6 - Ohio State	1-0-1	2	E	2	0	0	0	2
1/12 - at Wisconsin	1-0-1	3	E	0	1	0	1	0
1/13 - at Wisconsin	2-0-2	2	-1	0	1	0	0	0
1/18 - Minnesota	1-0-1	1	-1	0	0	0	0	2
1/20 - vs Minnesota	0-0-0	0	-1	15	0	0	0	0
2/2 - at Ohio State	0-0-0	3	-2	2	0	0	0	3
2/3 - at Ohio State	0-0-0	3	E	0	0	0	0	1
2/9 - Michigan	0-0-0	3	E	2	0	0	0	1
2/10 - vs Michigan	0-0-0	3	-1	15	0	0	0	0
2/16 - Penn State	2-0-2	7	+1	0	1	0	1	0
2/17 - Penn State	0-1-1	5	-1	0	0	0	0	0
2/23 - at Notre Dame	0-0-0	1	-3	4	0	0	0	0
2/24 - at Notre Dame	2-0-2	3	+2	2	0	0	0	1
3/2 - at Ohio State	0-0-0	1	+2	0	0	0	0	2
3/3 - at Ohio State	0-1-1	3	+1	0	0	0	0	0
TOTAL	19-15-34	94	-11	50	8	0	5	23

2018-19 GAME-BY-GAME

Date-Opp	G-A-P	Sh	+/-	PIM	PP	Sh	GW	BLK
10/12 - Northern Michigan	1-1-2	7	E	0	0	0	1	1
10/13 - Northern Michigan	0-1-1	1	E	0	0	0	0	0
10/26 - at Cornell	0-1-1	0	+2	0	0	0	0	1
10/27 - at Cornell	1-2-3	3	+2	2	0	0	0	0
11/2 - Ferris State	1-1-2	6	+1	0	0	0	0	2
11/3 - at Ferris State	0-0-0	5	-1	0	0	0	0	0
11/9 - at Arizona State	0-0-0	3	-2	0	0	0	0	0
11/10 - at Arizona State	0-0-0	4	E	0	0	0	0	0
11/16 - Notre Dame	0-1-1	2	E	0	0	0	0	2
11/17 - Notre Dame	0-0-0	2	E	0	0	0	0	0
11/23 - at Minnesota	1-1-2	2	-2	0	0	0	0	1
11/24 - at Minnesota	0-1-1	1	+2	0	0	0	0	1
11/30 - Michigan	1-1-2	3	+2	0	0	0	1	0
12/1 - at Michigan	0-0-0	2	E	2	0	0	0	1
12/7 - at Wisconsin	0-1-1	0	+3	0	0	0	0	0
12/8 - at Wisconsin	0-0-0	2	-2	2	0	0	0	2
12/30 - vs Lake Superior St.	0-0-0	0	E	0	0	0	0	2
12/31 - vs Michigan	0-0-0	3	E	0	0	0	0	0
1/4 - Ohio State	1-2-3	5	+1	0	0	0	0	2
1/5 - Ohio State	0-0-0	3	-1	2	0	0	0	0
1/11 - at Penn State	0-1-1	4	E	4	0	0	0	0
1/12 - at Penn State	1-0-1	3	+1	0	1	0	1	1
1/19 - Minnesota	2-0-2	10	+2	0	1	0	0	0
1/20 - Minnesota	2-0-2	4	+2	2	0	0	1	0
1/25 - at Notre Dame	0-1-1	6	+1	2	0	0	0	0
1/26 - at Notre Dame	0-1-1	1	E	2	0	0	0	0
12/1 - Wisconsin	1-1-2	5	+1	2	1	0	0	0
12/2 - Wisconsin	1-1-2	4	-1	0	1	0	0	0
2/8 - at Michigan	0-0-0	2	+1	0	0	0	0	0
2/9 - vs Michigan	2-0-2	3	-1	2	1	0	0	2
2/15 - Penn State	0-0-0	0	E	2	0	0	0	2
2/16 - Penn State	0-0-0	1	-2	0	0	0	0	0
3/1 - at Ohio State	0-0-0	1	-3	0	0	0	0	0
3/2 - at Ohio State	1-0-1	3	E	2	0	0	0	1
3/8 - at Notre Dame	0-0-0	4	E	0	0	0	0	1
3/9 - at Notre Dame	0-0-0	2	-1	0	0	0	0	0
TOTAL	16-18-34	107	+5	26	5	0	4	22

2019-20 GAME-BY-GAME

Date-Opp	G-A-P	Sh	+/-	PIM	PP	Sh	GW	BLK
10/11 - at Northern Michigan	0-1-1	1	+1	6	0	0	0	1
10/12 - at Northern Michigan	0-0-0	1	-1	0	0	0	0	0
10/25 - at Colorado College	1-0-1	2	-1	0	1	0	0	0
10/26 - at Colorado College	0-0-0	2	E	0	0	0	0	0
11/1 - Cornell	0-1-1	3	E	2	0	0	0	0
11/2 - Cornell	0-0-0	3	E	0	0	0	0	2
11/8 - at Penn State	0-1-1	2	+1	0	0	0	0	2
11/9 - at Penn State	1-1-2	4	-2	4	1	0	0	0
11/14 - at Michigan	0-1-1	3	+1	0	0	0	0	0
11/16 - Michigan	0-0-0	0	E	0	0	0	0	0
11/22 - Notre Dame	0-0-0	1	E	0	0	0	0	0
11/23 - Notre Dame	0-0-0	2	E	0	0	0	0	0
11/30 - at Ohio State	1-0-1	1	E	0	0	0	0	0
12/1 - at Ohio State	0-0-0	3	-2	0	0	0	0	0
12/6 - Wisconsin	0-0-0	2	E	0	0	0	0	0
12/7 - Wisconsin	2-1-3	7	+3	0	0	0	0	2
12/14 - Arizona State	0-1-1	1	-1	0	0	0	0	1
12/15 - Arizona State	1-0-1	3	+1	0	0	0	1	0
12/30 - vs Michigan Tech	0-0-0	2	-2	2	0	0	0	1
12/31 - vs Ferris State	0-2-2	4	+2	2	0	0	0	0
1/10 - Minnesota	1-1-2	2	+2	2	1	0	0	0



CAREER GAME-BY-GAME STATS

1/11 - Minnesota	0-0-0	6	-2	10	0	0	0	0
1/17 - at Wisconsin	0-0-0	4	E	0	0	0	0	1
1/18 - at Wisconsin	0-0-0	1	-3	0	0	0	0	0
1/24 - Penn State	0-0-0	3	+1	0	0	0	0	2
1/25 - Penn State	0-0-0	1	E	0	0	0	0	1
2/7 - at Minnesota	1-0-1	4	-2	0	1	0	0	1
2/8 - at Minnesota	0-1-1	2	+2	0	0	0	0	0
2/14 - Michigan	0-0-0	1	-1	0	0	0	0	0
2/17 - vs Michigan	0-0-0	2	-2	0	0	0	0	0
2/21 - Ohio State	0-0-0	2	E	0	0	0	0	0
2/22 - Ohio State	0-1-1	4	E	0	0	0	0	1
2/28 - at Notre Dame	0-0-0	2	E	0	0	0	0	2
2/29 - at Notre Dame	0-0-0	3	-1	0	0	0	0	2
3/6 - at Michigan	0-0-0	2	E	0	0	0	0	0
3/7 - at Michigan	0-0-0	1	-2	0	0	0	0	0
TOTALS		8-12-20	87	-2	28	4	0	1 19

LEWANDOWSKI'S SUPERLATIVES

Most Goals, Game: 2, multiple (MR: 12/7/19 vs. Wisconsin)
 Most Assists, Game: 3 (10/20/17 vs. Western Michigan)
 Most Points, Game: 4 (10/20/17 vs. Western Michigan; 1-3-4)
 Longest Goal-Scoring Streak: 4 games, twice (MR: 1/6-18/18; 3-6-9)
 Longest Assist Streak: 5 games (10/12-11/2/18; 3-6-9)
 Longest Point Scoring Streak: 8 games (1/11-2/2/19; 7-5-12)
 Blocked Shots 4 (1/18/17 at Ferris State)
 Multiple-Point Games, Season 11 (2018-19)
 Career Multi-Point Games: 24

27 MITCHELL MATTSON

2018-19 GAME-BY-GAME

Date - Opp	G-A-P	Sh	+/-	PIM	PP	Sh	GW	BLK
10/12 - Northern Michigan	0-0-0	1	E	0	0	0	0	0
10/13 - Northern Michigan	0-0-0	0	E	0	0	0	0	1
10/26 - at Cornell	0-0-0	1	-1	0	0	0	0	0
11/2 - Ferris State	0-0-0	0	E	0	0	0	0	0
11/23 - at Minnesota	0-0-0	0	-1	0	0	0	0	0
12/8 - at Wisconsin	0-0-0	1	E	0	0	0	0	0
1/4 - Ohio State	0-0-0	0	-1	0	0	0	0	0
1/5 - Ohio State	0-0-0	0	-1	0	0	0	0	0
1/12 - at Penn State	0-0-0	0	-1	0	0	0	0	0
1/19 - Minnesota	0-0-0	3	E	0	0	0	0	0
1/20 - Minnesota	0-0-0	0	-1	2	0	0	0	0
1/25 - at Notre Dame	0-0-0	2	-1	0	0	0	0	0
1/26 - at Notre Dame	0-0-0	1	E	0	0	0	0	0
2/2 - Wisconsin	0-0-0	0	-1	0	0	0	0	0
TOTAL	0-0-0	9	-8	2	0	0	0	1

2019-20 GAME-BY-GAME

Date-Opp	G-A-P	Sh	+/-	PIM	PP	Sh	GW	BLK
10/11 - at Northern Michigan	0-0-0	0	E	0	0	0	0	0
10/25 - at Colorado College	0-0-0	0	E	0	0	0	0	1
11/2 - Cornell	0-0-0	1	E	0	0	0	0	0
11/9 - at Penn State	0-0-0	0	-1	2	0	0	0	2
12/14 - Arizona State	0-0-0	0	E	0	0	0	0	1
12/15 - Arizona State	0-0-0	1	E	0	0	0	0	0
1/10 - Minnesota	0-0-0	0	E	0	0	0	0	0
1/11 - Minnesota	0-0-0	0	E	0	0	0	0	0
1/17 - at Wisconsin	0-0-0	0	E	0	0	0	0	0
1/18 - at Wisconsin	0-0-0	0	E	2	0	0	0	0
1/24 - Penn State	0-1-1	0	+1	0	0	0	0	0
1/25 - Penn State	0-0-0	0	E	0	0	0	0	0
2/7 - at Minnesota	0-0-0	0	E	0	0	0	0	0

2/8 - at Minnesota	0-0-0	0	E	0	0	0	0	0
2/14 - Michigan	0-0-0	0	E	0	0	0	0	0
2/17 - vs Michigan	0-0-0	0	+1	0	0	0	0	0
2/21 - Ohio State	0-0-0	2	E	0	0	0	0	0
2/22 - Ohio State	0-0-0	0	E	0	0	0	0	0
2/28 - at Notre Dame	0-0-0	0	E	0	0	0	0	0
2/29 - at Notre Dame	0-0-0	2	E	0	0	0	0	0
3/6 - at Michigan	0-0-0	0	E	0	0	0	0	0
3/7 - at Michigan	0-0-0	0	E	0	0	0	0	1
TOTALS	0-1-1	6	+1	4	0	0	0	5

MATTSON'S SUPERLATIVES

Most Goals, Game: N/A
 Most Assists, Game: 1 (1/24/20 vs. Penn State)
 Most Points, Game: 1 (1/24/20 vs. Penn State)
 Longest Goal-Scoring Streak: N/A
 Longest Assist Streak: N/A
 Longest Point Scoring Streak: N/A
 Blocked Shots 2 (11/9/19 at Penn State)
 Multiple-Point Games, Season N/A
 Career Multi-Point Games: N/A

12 TOMMY MILLER

2017-18 GAME-BY-GAME

Date - Opp	G-A-P	Sh	+/-	PIM	PP	Sh	GW	BLK
10/13 - at Bowling Green	0-0-0	3	-1	0	0	0	0	1
10/14 - Bowling Green	0-0-0	1	+1	0	0	0	0	1
10/20 - Western Mich.	0-0-0	0	+1	0	0	0	0	2
10/21 - at Western Mich.	0-0-0	0	E	0	0	0	0	3
10/27 - Lake Superior St.	0-1-1	0	+3	0	0	0	0	3
10/28 - Lake Superior St.	0-1-1	0	+1	0	0	0	0	1
11/3 - at Minnesota	0-0-0	0	-2	0	0	0	0	1
11/4 - at Minnesota	0-0-0	0	-2	0	0	0	0	3
11/10 - Wisconsin	0-0-0	0	-2	0	0	0	0	2
11/11 - Wisconsin	0-0-0	0	+1	0	0	0	0	1
11/17 - Ferris State	0-0-0	0	+1	0	0	0	0	1
11/18 - at Ferris State	0-0-0	3	+1	0	0	0	0	3
11/24 - at Penn State	0-0-0	3	-2	0	0	0	0	1
11/25 - at Penn State	0-1-1	1	+1	0	0	0	0	6
12/1 - Notre Dame	0-0-0	0	-1	0	0	0	0	2
12/2 - Notre Dame	0-0-0	2	-1	0	0	0	0	3
12/7 - at Michigan	0-0-0	0	-2	0	0	0	0	5
12/8 - Michigan	0-0-0	0	E	0	0	0	0	0
1/1 - vs Michigan Tech	0-0-0	1	-2	0	0	0	0	2
1/2 - vs Michigan	0-0-0	0	+1	0	0	0	0	4
1/5 - Ohio State	0-0-0	0	-1	0	0	0	0	1
1/6 - Ohio State	0-0-0	2	+1	0	0	0	0	0
1/12 - at Wisconsin	0-0-0	0	E	0	0	0	0	2
1/13 - at Wisconsin	0-0-0	0	-1	0	0	0	0	2
1/18 - Minnesota	0-3-3	0	+2	0	0	0	0	3
1/20 - vs Minnesota	0-0-0	0	E	0	0	0	0	3
2/2 - at Ohio State	0-0-0	0	E	0	0	0	0	0
2/3 - at Ohio State	0-2-2	0	+2	0	0	0	0	5
2/9 - Michigan	0-0-0	0	E	0	0	0	0	3
2/10 - vs Michigan	0-0-0	2	E	0	0	0	0	2
2/16 - Penn State	0-1-1	1	+2	0	0	0	0	1
2/17 - Penn State	0-0-0	0	+1	0	0	0	0	2
2/23 - at Notre Dame	0-1-1	1	-1	0	0	0	0	0
2/24 - at Notre Dame	0-0-0	2	+1	0	0	0	0	2
3/2 - at Ohio State	0-0-0	1	-1	0	0	0	0	5
3/3 - at Ohio State	0-0-0	0	-1	0	0	0	0	2
TOTAL	0-10-10	23	E	0	0	0	0	78



2018-19 GAME-BY-GAME

Date - Opp	G-A-P	Sh	+	-	PIM	PP	Sh	GW	BLK
10/12 - Northern Michigan	0-1-1	0	+2	0	0	0	0	1	
10/13 - Northern Michigan	0-0-0	1	-1	0	0	0	0	1	
10/26 - at Cornell	0-0-0	1	-1	4	0	0	0	1	
10/27 - at Cornell	0-0-0	1	E	0	0	0	0	2	
11/2 - Ferris State	0-0-0	0	-2	0	0	0	0	1	
11/3 - Ferris State	0-0-0	0	-3	2	0	0	0	0	
11/9 - at Arizona State	0-0-0	0	-1	0	0	0	0	2	
11/10 - at Arizona State	0-0-0	0	E	0	0	0	0	0	
11/16 - Notre Dame	0-0-0	0	-1	2	0	0	0	3	
11/17 - Notre Dame	0-0-0	0	+1	0	0	0	0	0	
11/23 - at Minnesota	0-0-0	0	-1	0	0	0	0	2	
11/24 - at Minnesota	0-0-0	0	+2	0	0	0	0	2	
11/30 - Michigan	1-0-1	2	E	0	0	0	0	3	
12/1 - at Michigan	0-0-0	0	E	0	0	0	0	1	
12/7 - at Wisconsin	0-0-0	0	-1	0	0	0	0	5	
12/8 - at Wisconsin	0-0-0	0	-1	0	0	0	0	0	
12/30 - vs Lake Superior St.	0-0-0	1	-2	0	0	0	0	1	
12/31 - vs Michigan	0-0-0	2	E	0	0	0	0	3	
1/4 - Ohio State	0-0-0	1	E	0	0	0	0	0	
1/5 - Ohio State	0-0-0	0	-2	0	0	0	0	0	
1/11 - at Penn State	0-0-0	1	-1	0	0	0	0	1	
1/12 - at Penn State	0-0-0	0	-1	4	0	0	0	2	
1/19 - Minnesota	0-0-0	0	-1	0	0	0	0	3	
1/20 - Minnesota	0-0-0	0	+1	0	0	0	0	1	
1/25 - at Notre Dame	0-0-0	1	E	0	0	0	0	0	
1/26 - at Notre Dame	0-0-0	0	E	0	0	0	0	1	
2/1 - Wisconsin	0-0-0	1	+1	2	0	0	0	2	
2/2 - Wisconsin	0-0-0	1	E	0	0	0	0	4	
2/8 - at Michigan	0-0-0	0	E	0	0	0	0	2	
2/9 - vs Michigan	0-0-0	1	E	0	0	0	0	3	
2/15 - Penn State	1-0-1	1	+2	0	0	0	0	2	
2/16 - Penn State	0-0-0	1	-2	2	0	0	0	1	
3/1 - at Ohio State	0-0-0	0	E	0	0	0	0	2	
3/2 - at Ohio State	0-1-1	0	-1	0	0	0	0	2	
3/8 - at Notre Dame	0-0-0	1	E	2	0	0	0	0	
3/9 - at Notre Dame	0-0-0	0	-1	0	0	0	0	2	
TOTAL	2-2-4	17	-14	18	0	0	0	56	

2019-20 GAME-BY-GAME

Date-Opp	G-A-P	Sh	+	-	PIM	PP	Sh	GW	BLK
10/11 - at Northern Michigan	0-0-0	2	+3	0	0	0	0	3	
10/12 - at Northern Michigan	0-0-0	1	E	0	0	0	0	1	
10/25 - at Colorado College	0-0-0	0	E	0	0	0	0	3	
10/26 - at Colorado College	0-0-0	1	+1	0	0	0	0	4	
11/1 - Cornell	0-0-0	2	E	0	0	0	0	0	
11/2 - Cornell	0-2-2	1	-1	0	0	0	0	2	
11/8 - at Penn State	0-0-0	1	+1	0	0	0	0	3	
11/9 - at Penn State	0-1-1	2	-2	0	0	0	0	1	
11/14 - at Michigan	0-0-0	0	+1	0	0	0	0	0	
11/16 - Michigan	0-1-1	0	+2	0	0	0	0	0	
11/22 - Notre Dame	0-0-0	0	E	0	0	0	0	1	
11/23 - Notre Dame	0-0-0	0	E	0	0	0	0	1	
11/30 - at Ohio State	0-0-0	1	-1	0	0	0	0	2	
12/1 - at Ohio State	0-0-0	0	E	0	0	0	0	1	
12/6 - Wisconsin	1-0-1	3	+1	0	0	0	1	1	
12/7 - Wisconsin	0-0-0	1	-1	0	0	0	0	1	
12/14 - Arizona State	0-0-0	0	-2	0	0	0	0	3	
12/15 - Arizona State	0-0-0	1	+1	0	0	0	0	3	
12/30 - vs Michigan Tech	0-1-1	2	-1	0	0	0	0	1	
12/31 - vs Ferris State	1-0-1	2	+2	0	0	1	0	2	
1/10 - Minnesota	0-0-0	1	+2	0	0	0	0	2	
1/11 - Minnesota	0-0-0	0	E	0	0	0	0	1	

Date - Opp	G-A-P	Sh	+	-	PIM	PP	Sh	GW	BLK
1/17 - at Wisconsin	0-0-0	0	+1	0	0	0	0	3	
1/18 - at Wisconsin	0-1-1	1	E	0	0	0	0	3	
1/24 - Penn State	0-0-0	1	+1	0	0	0	0	3	
1/25 - Penn State	0-0-0	0	E	0	0	0	0	3	
2/7 - at Minnesota	0-0-0	1	-1	0	0	0	0	1	
2/8 - at Minnesota	0-1-1	1	+1	2	0	0	0	2	
2/14 - Michigan	0-0-0	0	-3	2	0	0	0	5	
2/17 - vs Michigan	0-0-0	0	E	0	0	0	0	3	
2/21 - Ohio State	0-0-0	0	E	0	0	0	0	2	
2/22 - Ohio State	0-0-0	0	E	0	0	0	0	1	
2/28 - at Notre Dame	0-0-0	0	+1	0	0	0	0	2	
2/29 - at Notre Dame	0-0-0	0	-1	0	0	0	0	2	
3/6 - at Michigan	0-0-0	0	E	0	0	0	0	1	
3/7 - at Michigan	0-0-0	0	-1	0	0	0	0	1	
TOTALS	2-7-9	25	+4	4	0	1	1	68	

MILLER'S SUPERLATIVES

Most Goals, Game: 1, four times (MR: 12/31/19 vs. Ferris State)
 Most Assists, Game: 3 (1/18/18 vs. Minnesota)
 Most Points, Game: 3 (1/18/18 vs. Minnesota; 0-3-3)
 Longest Goal-Scoring Streak: N/A
 Longest Assist Streak: 2 games (10/27-28/17; 0-2-2)
 Longest Point Scoring Streak: 2 games (10/27-28/17; 0-2-2)
 Blocked Shots: 6 (11/25/17 at Penn State)
 Multiple-Point Games, Season 2 (2017-18)
 Career Multi-Point Games: 3





19 NICO MÜLLER

2019-20 GAME-BY-GAME

Date-Opp	G-A-P	Sh	+/-	PIM	PP	Sh	GW	BLK
10/11 - at Northern Michigan	0-0-0	2	E	0	0	0	0	1
10/12 - at Northern Michigan	0-0-0	0	E	0	0	0	0	0
10/25 - at Colorado College	0-1-1	3	E	0	0	0	0	0
10/26 - at Colorado College	1-0-1	3	+3	0	0	0	0	0
11/1 - Cornell	0-0-0	1	E	2	0	0	0	0
11/2 - Cornell	1-0-1	2	-1	0	1	0	0	0
11/8 - at Penn State	0-0-0	2	E	0	0	0	0	3
11/9 - at Penn State	0-1-1	0	E	0	0	0	0	2
11/14 - at Michigan	0-0-0	2	E	0	0	0	0	1
11/16 - Michigan	0-1-1	1	+1	0	0	0	0	0
11/22 - Notre Dame	0-0-0	1	E	0	0	0	0	0
11/23 - Notre Dame	0-0-0	0	E	0	0	0	0	1
11/30 - at Ohio State	0-0-0	0	-1	0	0	0	0	0
12/1 - at Ohio State	0-0-0	1	-1	0	0	0	0	1
12/6 - Wisconsin	0-1-1	1	+1	0	0	0	0	1
12/7 - Wisconsin	0-0-0	0	E	0	0	0	0	0
12/14 - Arizona State	1-0-1	3	E	0	0	0	0	0
12/15 - Arizona State	0-0-0	1	E	0	0	0	0	2
12/30 - vs Michigan Tech	0-0-0	1	-1	0	0	0	0	1
12/31 - vs Ferris State	0-0-0	1	E	0	0	0	0	0
1/10 - Minnesota	0-0-0	0	E	0	0	0	0	1
1/11 - Minnesota	0-0-0	0	E	2	0	0	0	0
1/17 - at Wisconsin	0-0-0	0	+1	2	0	0	0	1
1/18 - at Wisconsin	0-0-0	0	E	2	0	0	0	0
1/24 - Penn State	0-0-0	0	E	0	0	0	0	3
1/25 - Penn State	0-0-0	3	E	0	0	0	0	0
2/7 - at Minnesota	0-0-0	0	E	0	0	0	0	0
2/8 - at Minnesota	0-0-0	0	E	0	0	0	0	0
2/14 - Michigan	0-0-0	0	-1	0	0	0	0	0
2/17 - vs Michigan	0-1-1	1	+1	0	0	0	0	0
2/21 - Ohio State	0-0-0	1	E	0	0	0	0	0
2/22 - Ohio State	0-0-0	2	-1	0	0	0	0	0
2/28 - at Notre Dame	0-0-0	0	E	0	0	0	0	0
2/29 - at Notre Dame	0-0-0	0	E	2	0	0	0	0
3/6 - at Michigan	0-0-0	0	E	0	0	0	0	0
3/7 - at Michigan	0-0-0	1	E	0	0	0	0	0
TOTALS	3-5-8	33	+1	10	1	0	0	18

MÜLLER'S SUPERLATIVES

Most Goals, Game: 1, three times (MR: 12/14/19 vs. Arizona State)
 Most Assists, Game: 1, five times (MR: 2/17/20 vs. Michigan)
 Most Points, Game: 1, eight times (MR: 2/17/20 vs. Michigan)
 Longest Goal-Scoring Streak: N/A
 Longest Assist Streak: N/A
 Longest Point Scoring Streak: 2 games (10/25-26/19; 1-1-2)
 Blocked Shots 3, twice (MR: 1/24/20 vs. Penn State)
 Multiple-Point Games, Season N/A
 Career Multi-Point Games: N/A

20 JOSH NODLER

2019-20 GAME-BY-GAME

Date-Opp	G-A-P	Sh	+/-	PIM	PP	Sh	GW	BLK
10/11 - at Northern Michigan	0-1-1	2	E	0	0	0	0	0
10/12 - at Northern Michigan	0-0-0	0	-1	0	0	0	0	0
10/25 - at Colorado College	0-0-0	1	E	0	0	0	0	0
10/26 - at Colorado College	0-0-0	1	E	0	0	0	0	2
11/1 - Cornell	0-0-0	0	E	0	0	0	0	0
11/2 - Cornell	1-0-1	2	E	0	1	0	0	1
11/8 - at Penn State	0-0-0	1	+1	0	0	0	0	0
11/9 - at Penn State	0-0-0	1	E	0	0	0	0	1
11/14 - at Michigan	0-1-1	1	E	0	0	0	0	1
11/16 - Michigan	1-0-1	1	+1	0	0	0	1	1
11/22 - Notre Dame	0-0-0	0	+1	0	0	0	0	1
11/23 - Notre Dame	0-1-1	0	+3	0	0	0	0	0
11/30 - at Ohio State	0-0-0	1	-1	0	0	0	0	0
12/1 - at Ohio State	0-0-0	0	-1	0	0	0	0	0
12/6 - Wisconsin	0-0-0	0	E	0	0	0	0	0
12/7 - Wisconsin	0-0-0	5	-1	0	0	0	0	0
12/14 - Arizona State	0-0-0	0	-1	0	0	0	0	0
12/15 - Arizona State	0-0-0	2	+1	0	0	0	0	0
12/30 - vs Michigan Tech	0-1-1	2	+1	0	0	0	0	0
12/31 - vs Ferris State	0-0-0	0	+1	0	0	0	0	1
1/10 - Minnesota	0-0-0	3	E	0	0	0	0	0
1/11 - Minnesota	0-0-0	0	-1	0	0	0	0	0
1/17 - at Wisconsin	0-0-0	1	E	0	0	0	0	0
1/18 - at Wisconsin	0-0-0	0	-1	0	0	0	0	0
1/24 - Penn State	0-0-0	1	E	2	0	0	0	1
1/25 - Penn State	0-0-0	2	E	0	0	0	0	0
2/7 - at Minnesota	0-0-0	0	-1	0	0	0	0	0
2/8 - at Minnesota	0-0-0	1	-1	0	0	0	0	0
2/14 - Michigan	0-0-0	0	-1	0	0	0	0	2
2/17 - vs Michigan	0-0-0	1	E	0	0	0	0	0
2/21 - Ohio State	0-0-0	2	-1	0	0	0	0	0
2/22 - Ohio State	0-0-0	1	E	0	0	0	0	1
2/28 - at Notre Dame	0-1-1	0	+1	0	0	0	0	1
2/29 - at Notre Dame	1-0-1	2	+1	0	0	0	0	1
3/6 - at Michigan	0-0-0	2	-1	0	0	0	0	0
3/7 - at Michigan	0-0-0	0	E	0	0	0	0	0
TOTALS	3-5-8	36	-1	2	1	0	1	14

NODLER'S SUPERLATIVES

Most Goals, Game: 1, three times (MR: 2/29/20 at Notre Dame)
 Most Assists, Game: 1, five times (MR: 2/28/20 at Notre Dame)
 Most Points, Game: 1, eight times (MR: 2/28/20 at Notre Dame)
 Longest Goal-Scoring Streak: N/A
 Longest Assist Streak: N/A
 Longest Point Scoring Streak: 2 games, twice (2/28-29/20; 1-1-2)
 Blocked Shots 2, twice (MR: 2/14/20 vs. Michigan)
 Multiple-Point Games, Season N/A
 Career Multi-Point Games: N/A

21 JAKE SMITH

2017-18 GAME-BY-GAME

Date - Opp	G-A-P	Sh	+/-	PIM	PP	Sh	GW	BLK
10/13 - at Bowling Green	0-0-0	1	-1	0	0	0	0	0
10/14 - Bowling Green	0-0-0	1	E	0	0	0	0	0
10/21 - at Western Mich.	0-0-0	0	E	0	0	0	0	0
10/27 - Lake Superior St.	1-0-1	3	+1	2	0	0	0	0
10/28 - Lake Superior St.	1-0-1	4	+1	0	0	0	0	0
11/3 - at Minnesota	0-0-0	0	E	0	0	0	0	0
11/10 - Wisconsin	0-0-0	0	E	0	0	0	0	0
11/11 - Wisconsin	0-0-0	0	E	2	0	0	0	0
11/17 - Ferris State	0-0-0	0	E	0	0	0	0	0
11/24 - at Penn State	0-0-0	1	E	0	0	0	0	2
11/25 - at Penn State	0-0-0	0	E	0	0	0	0	0
12/1 - Notre Dame	0-0-0	1	E	0	0	0	0	0
12/2 - Notre Dame	0-0-0	0	E	0	0	0	0	0
12/7 - at Michigan	0-0-0	0	-1	0	0	0	0	0
12/8 - Michigan	0-0-0	1	E	0	0	0	0	0
1/1 - vs Michigan Tech	0-0-0	0	-1	0	0	0	0	1
1/2 - vs Michigan	0-0-0	0	-1	2	0	0	0	1
1/5 - Ohio State	0-0-0	1	E	0	0	0	0	0
1/6 - Ohio State	0-0-0	0	-2	0	0	0	0	0
1/12 - at Wisconsin	0-0-0	0	E	0	0	0	0	0
1/13 - at Wisconsin	0-0-0	1	E	2	0	0	0	1
1/18 - Minnesota	0-0-0	0	E	2	0	0	0	0
1/20 - vs Minnesota	0-1-1	2	+1	0	0	0	0	0
2/2 - at Ohio State	0-0-0	0	E	0	0	0	0	0
2/3 - at Ohio State	0-1-1	0	+1	2	0	0	0	0
2/9 - Michigan	0-0-0	0	E	0	0	0	0	0
2/17 - Penn State	0-0-0	0	+1	0	0	0	0	0
2/23 - at Notre Dame	0-1-1	2	+1	0	0	0	0	0
2/24 - at Notre Dame	0-0-0	2	-1	2	0	0	0	0
3/2 - at Ohio State	0-0-0	0	-2	0	0	0	0	0
3/3 - at Ohio State	0-0-0	0	E	0	0	0	0	0
TOTAL	2-3-5	20	-3	14	0	0	0	5

2018-19 GAME-BY-GAME

Date - Opp	G-A-P	Sh	+/-	PIM	PP	Sh	GW	BLK
10/27 - at Cornell	0-0-0	1	E	0	0	0	0	0
11/3 - at Ferris State	0-1-1	0	-1	0	0	0	0	0
11/9 - at Arizona State	0-0-0	0	+1	0	0	0	0	0
11/10 - at Arizona State	0-0-0	0	E	0	0	0	0	0
11/24 - at Minnesota	0-0-0	0	E	0	0	0	0	0
12/1 - at Michigan	0-0-0	0	E	0	0	0	0	1
12/8 - at Wisconsin	0-0-0	0	E	0	0	0	0	1
2/15 - Penn State	0-0-0	0	+1	0	0	0	0	0
2/16 - Penn State	0-0-0	0	E	0	0	0	0	0
3/1 - at Ohio State	0-0-0	1	-1	0	0	0	0	0
3/8 - at Notre Dame	0-0-0	1	E	0	0	0	0	0
3/9 - at Notre Dame	0-0-0	0	-1	0	0	0	0	0
TOTAL	0-1-1	3	-1	0	0	0	0	2

2019-20 GAME-BY-GAME

Date - Opp	G-A-P	Sh	+/-	PIM	PP	Sh	GW	BLK
10/12 - at Northern Michigan	0-0-0	0	E	0	0	0	0	0
11/8 - at Penn State	0-0-0	0	E	0	0	0	0	0
12/6 - Wisconsin	0-0-0	0	E	0	0	0	0	0
12/7 - Wisconsin	0-0-0	0	E	0	0	0	0	0
2/21 - Ohio State	0-0-0	0	E	0	0	0	0	1
TOTALS	0-0-0	0	E	0	0	0	0	1

SMITH'S SUPERLATIVES

Most Goals, Game: 1, twice (MR: 10/28/17 vs. Lake Superior State)
 Most Assists, Game: 1, four times (MR: 11/3/18 at Ferris State)
 Most Points, Game: 1, six times (MR: 11/3/18 at Ferris State)
 Longest Goal-Scoring Streak: 2 games (10/27-28/17; 2-0-2)
 Longest Assist Streak: N/A
 Longest Point Scoring Streak: 2 games (10/27-28/17; 2-0-2)
 Blocked Shots: 2 (11/24/17 at Penn State)
 Multiple-Point Games, Season: N/A
 Career Multi-Point Games: N/A

16 BRODY STEVENS

2017-18 GAME-BY-GAME

Date - Opp	G-A-P	Sh	+/-	PIM	PP	Sh	GW	BLK
10/20 - Western Mich.	0-0-0	0	E	0	0	0	0	1
11/10 - Wisconsin	0-0-0	1	E	0	0	0	0	0
11/11 - Wisconsin	0-0-0	0	E	2	0	0	0	0
11/18 - at Ferris State	0-0-0	0	E	0	0	0	0	1
11/25 - at Penn State	0-0-0	1	E	0	0	0	0	0
12/1 - Notre Dame	0-0-0	0	E	0	0	0	0	0
12/2 - Notre Dame	0-0-0	0	E	0	0	0	0	0
12/7 - at Michigan	0-0-0	0	-1	2	0	0	0	1
1/1 - vs Michigan Tech	0-0-0	1	-1	0	0	0	0	0
1/2 - vs Michigan	0-0-0	1	-1	2	0	0	0	1
1/5 - Ohio State	0-0-0	1	E	0	0	0	0	1
1/6 - Ohio State	0-1-1	3	+1	0	0	0	0	1
1/12 - at Wisconsin	0-0-0	2	E	0	0	0	0	1
1/13 - at Wisconsin	0-0-0	0	E	2	0	0	0	2
1/18 - Minnesota	0-0-0	0	E	0	0	0	0	0
2/10 - vs Michigan	0-0-0	1	E	0	0	0	0	1
2/16 - Penn State	1-0-1	2	+1	0	0	0	0	1
2/17 - Penn State	1-0-1	1	+1	2	0	0	0	0
2/23 - at Notre Dame	0-0-0	0	+1	0	0	0	0	0
2/24 - at Notre Dame	0-0-0	0	E	0	0	0	0	0
3/2 - at Ohio State	0-1-1	1	+1	2	0	0	0	2
3/3 - at Ohio State	0-0-0	0	E	0	0	0	0	0
TOTAL	2-2-4	15	+2	12	0	0	0	13

2018-19 GAME-BY-GAME

Date - Opp	G-A-P	Sh	+/-	PIM	PP	Sh	GW	BLK
10/12 - Northern Michigan	0-0-0	1	E	0	0	0	0	0
10/13 - Northern Michigan	0-0-0	1	E	0	0	0	0	0
10/26 - at Cornell	1-0-1	1	E	0	0	0	0	0
10/27 - at Cornell	0-0-0	1	E	4	0	0	0	1
11/2 - Ferris State	0-0-0	2	-1	2	0	0	0	0
11/9 - at Arizona State	1-0-1	1	2	0	0	0	0	0
11/10 - at Arizona State	0-0-0	1	E	4	0	0	0	0
11/16 - Notre Dame	0-0-0	0	E	0	0	0	0	1
11/17 - Notre Dame	0-0-0	0	E	0	0	0	0	0
11/23 - at Minnesota	0-0-0	3	-1	0	0	0	0	0
11/24 - at Minnesota	1-1-2	1	+2	0	0	0	1	1
11/30 - Michigan	1-0-1	3	+1	4	0	0	0	0
12/1 - at Michigan	0-0-0	0	E	2	0	0	0	0
12/7 - at Wisconsin	0-0-0	0	-2	0	0	0	0	0
12/30 - vs Lake Superior St.	0-0-0	2	-1	0	0	0	0	0
12/31 - vs Michigan	0-0-0	1	E	0	0	0	0	1
1/4 - Ohio State	0-0-0	0	E	0	0	0	0	1
1/11 - at Penn State	0-0-0	1	-2	0	0	0	0	0
1/12 - at Penn State	0-0-0	0	E	0	0	0	0	0
1/19 - Minnesota	0-0-0	0	-1	0	0	0	0	1
1/20 - Minnesota	0-0-0	0	-1	2	0	0	0	0
1/25 - at Notre Dame	0-0-0	1	E	0	0	0	0	0
1/26 - at Notre Dame	0-0-0	1	E	0	0	0	0	0





2/1 - Wisconsin	0-0-0	2	E	0	0	0	0	0
2/2 - Wisconsin	0-0-0	0	E	0	0	0	0	0
2/8 - at Michigan	0-0-0	2	E	0	0	0	0	0
2/9 - vs Michigan	0-0-0	0	E	0	0	0	0	0
2/15 - Penn State	0-0-0	2	+1	0	0	0	0	3
2/16 - Penn State	0-0-0	1	E	0	0	0	0	0
3/1 - at Ohio State	0-0-0	3	+1	0	0	0	0	1
3/2 - at Ohio State	1-0-1	4	+1	0	0	0	1	0
3/8 - at Notre Dame	0-0-0	0	E	0	0	0	0	1
3/9 - at Notre Dame	0-0-0	1	E	0	0	0	0	0
TOTAL	5-1-6	36	-2	22	0	0	2	11

2019-20 GAME-BY-GAME

Date - Opp	G-A-P	Sh	+/-	PIM	PP	Sh	GW	BLK
10/11 - at Northern Michigan	1-1-2	2	+3	0	0	0	0	1
10/12 - at Northern Michigan	0-0-0	1	E	2	0	0	0	1
10/25 - at Colorado College	0-0-0	1	-1	0	0	0	0	1
10/26 - at Colorado College	0-0-0	0	+1	2	0	0	0	0
11/1 - Cornell	0-0-0	0	E	6	0	0	0	0
11/2 - Cornell	0-0-0	1	-2	4	0	0	0	1
11/8 - at Penn State	0-1-1	2	+1	0	0	0	0	2
11/9 - at Penn State	0-0-0	4	-1	2	0	0	0	1
11/14 - at Michigan	0-1-1	2	E	0	0	0	0	2
11/16 - Michigan	0-0-0	2	E	0	0	0	0	1
11/22 - Notre Dame	0-0-0	1	-1	0	0	0	0	0
11/23 - Notre Dame	0-0-0	0	E	0	0	0	0	1
11/30 - at Ohio State	0-0-0	1	E	2	0	0	0	0
12/1 - at Ohio State	0-0-0	1	E	0	0	0	0	0
12/6 - Wisconsin	1-0-1	4	+1	0	0	0	0	0
12/7 - Wisconsin	0-0-0	2	-1	0	0	0	0	0
12/14 - Arizona State	0-1-1	3	E	2	0	0	0	0
12/15 - Arizona State	0-0-0	5	E	2	0	0	0	0
12/30 - vs Michigan Tech	0-0-0	2	E	0	0	0	0	2
12/31 - vs Ferris State	0-0-0	0	+1	0	0	0	0	2
1/10 - Minnesota	0-1-1	0	+1	0	0	0	0	0
1/11 - Minnesota	0-0-0	2	E	2	0	0	0	1
1/17 - at Wisconsin	0-0-0	0	E	2	0	0	0	0
1/18 - at Wisconsin	0-0-0	4	E	0	0	0	0	2
1/24 - Penn State	0-0-0	2	E	0	0	0	0	0
1/25 - Penn State	0-0-0	3	-1	0	0	0	0	0
2/7 - at Minnesota	0-0-0	1	-2	0	0	0	0	0
2/8 - at Minnesota	1-0-1	2	+1	0	0	0	0	1
2/14 - Michigan	0-0-0	1	-1	2	0	0	0	0
2/17 - vs Michigan	0-0-0	1	E	0	0	0	0	0
2/21 - Ohio State	0-0-0	1	E	0	0	0	0	0
2/22 - Ohio State	0-0-0	2	E	0	0	0	0	0
2/28 - at Notre Dame	0-0-0	3	E	0	0	0	0	1
2/29 - at Notre Dame	0-0-0	0	-1	0	0	0	0	1
3/6 - at Michigan	0-0-0	2	E	0	0	0	0	0
3/7 - at Michigan	0-0-0	1	-1	2	0	0	0	1
TOTALS	3-5-8	59	-3	30	0	0	0	22

STEVENS' SUPERLATIVES

Most Goals, Game: 1, multiple (MR: 2/8/20 at Minnesota)
 Most Assists, Game: 1, eight times (MR: 1/10/20 vs. Minnesota)
 Most Points, Game: 2, twice (10/11/19 at Northern Michigan; 1-1-2)
 Longest Goal-Scoring Streak: ... 2 games, twice (MR: 11/24-30/18; 2-1-3)
 Longest Assist Streak: N/A
 Longest Point Scoring Streak: ... 2 games, twice (MR: 11/24-30/18; 2-1-3)
 Blocked Shots: 3 (2/15/19 vs. Penn State)
 Multiple-Point Games, Season 1 (2018-19; '19-20)
 Career Multi-Point Games: 2

Michigan
State



2019/20 IN REVIEW

SPARTAN HOCKEY

2019-20 RESULTS

Gm.	Date	Opponent	Result	MSU Goals	MSU/OPP Shots	MSU/OPP PP	MSU/OPP Penalties	MSU Goaltender (Svs.)	Att.
1	Oct. 11	at Northern Michigan	W, 5-3	8, 22, 11 (2), 16	21/31	2-5/2-5	8-16/8-16	Lethemon (28)	4043
2	Oct. 12	at Northern Michigan	L, 0-2	-	15/27	0-5/1-4	5-10/6-12	DeRidder (24)	4071
3	Oct. 25	at Colorado College	L, 1-3	9	27/24	1-2/1-4	3-9/2-5	DeRidder (23)	3430
4	Oct. 26	at Colorado College	W, 5-1	57 , 8 , 28, 19, 71	30/36	0-1/1-5	6-12/2-4	Lethemon (35)	3390
5	Nov. 1	#4 Cornell	L, 2-3	22, 55	28/30	2-6/2-8	9-18/7-14	Lethemon (27)	5203
6	Nov. 2	#4 Cornell	L, 2-6	20, 19	21/30	2-5/3-6	6-12/5-10	DeRidder (13)/Lethemon (11)	5752
7	Nov. 8	at #6 Penn State	W, 2-0	55 , 71	24/48	0-0/0-4	4-8/0-0	Lethemon (48)	6071
8	Nov. 9	at #6 Penn State	L, 4-6	55 (2), 9, 22	29/31	2-5/1-2	4-8/7-14	Lethemon (25)	5936
9	Nov. 14	at Michigan	W, 4-3	44, 55 (2), 71	34/41	1-2/0-3	6-12/5-10	Lethemon (38)	5233
10	Nov. 16	Michigan	W, 3-0	20 , 24, 13	26/35	0-1/0-5	5-10/1-2	Lethemon (35)	6552
11	Nov. 22	#3 Notre Dame	T, 1-1 (OT %)	10	19/37	0-1/0-1	2-4/2-4	Lethemon (36)	4898
12	Nov. 23	#3 Notre Dame	W, 3-2	10 (2), 71	25/29	0-2/2-3	4-8/3-6	Lethemon (23)	5902
13	Nov. 30	at #11 Ohio State	L, 1-3	9	27/21	0-2/0-3	5-10/3-6	Lethemon (18)	4251
14	Dec. 1	at #11 Ohio State	L, 0-2	-	23/38	0-4/0-4	6-12/6-12	Lethemon (36)	4222
15	Dec. 6	#19 Wisconsin	W, 3-0	12 , 23, 16	36/41	0-3/0-4	5-10/4-8	Lethemon (41)	6007
16	Dec. 7	#19 Wisconsin	W, 5-4 (OT)	55 (2), 9 (2), 10	44/37	0-2/0-3	5-10/4-8	Lethemon (33)	5608
17	Dec. 14	#16 Arizona State	L, 3-4	11, 55, 19	35/25	0-2/0-3	3-6/2-4	Lethemon (22)	5306
18	Dec. 15	#16 Arizona State	W, 1-0 (OT)	9	36/36	0-3/0-3	4-8/4-8	Lethemon (36)	5004
19	Dec. 30	vs. Michigan Tech [1]	L, 2-4	10, 71	29/33	1-5/1-5	5-10/5-10	Lethemon (29)	16139
20	Dec. 31	vs. Ferris State [1]	W, 5-2	57, 12, 10 , 22, 55	36/24	0-2/1-4	8-24/6-20	Lethemon (22)	10240
21	Jan. 10	Minnesota	W, 4-1	9, 28 , 55, 10	24/26	1-3/1-8	9-18/4-8	Lethemon (25)	6346
22	Jan. 11	Minnesota	L, 0-2	-	28/22	0-2/0-3	6-20/4-8	Lethemon (20)	5923
23	Jan. 17	at Wisconsin	W, 4-0	11 , 10, 57 (2)	26/39	1-5/0-1	4-8/7-14	Lethemon (39)	9336
24	Jan. 18	at Wisconsin	L, 1-3	10	25/38	0-3/0-4	6-12/5-21	Lethemon (35)	12813
25	Jan. 24	#9 Penn State	W, 4-2	55 (3), 8	32/42	1-2/0-1	1-2/2-4	Lethemon (40)	6017
26	Jan. 25	#9 Penn State	L, 1-2 (OT)	11	43/33	0-3/0-1	1-2/3-6	Lethemon (31)	6586
27	Feb. 7	at Minnesota	L, 1-4	9	23/26	1-2/0-2	3-6/3-6	Lethemon (22)	8860
28	Feb. 8	at Minnesota	W, 4-2	55, 22, 44 , 16	35/38	1-2/0-3	3-6/2-4	Lethemon (36)	9661
29	Feb. 14	Michigan	L, 1-5	10	27/38	1-2/1-5	5-10/2-4	Lethemon (33)	6796
30	Feb. 17	vs. Michigan [1]	L, 1-4	22	32/21	0-2/2-2	2-4/2-4	Lethemon (17)	8455
31	Feb. 21	#12 Ohio State	L, 0-1	-	25/34	0-2/0-1	1-2/2-4	DeRidder (33)	6376
32	Feb. 22	#12 Ohio State	L, 4-2	55, 23	31/41	0-1/2-3	3-6/1-2	Lethemon (37)	6746
33	Feb. 28	at Notre Dame	W, 3-1	11, 22 , 71	29/41	0-2/0-3	3-6/2-4	Lethemon (40)	5265
34	Feb. 29	at Notre Dame	T, 2-2 (OT %)	71 , 20	24/37	0-1/0-2	2-4/1-2	Lethemon (35)	5355
35	Mar. 6	at Michigan	L, 0-3	-	25/20	0-5/2-5	5-10/5-10	Lethemon (17)	3238
36	Mar. 7	at Michigan	L, 0-3	-	20/26	0-3/1-4	5-10/4-8	Lethemon (23)	4226

[1] - Little Caesars Arena, Detroit

% - Shootout loss

Game-winning goals in bold italics

Rankings USCHO.com

2019-20 HONOR ROLL

Tommy Apap

- Academic All-Big Ten

Dennis Cesana

- All-Big Ten Second Team
- Academic All-Big Ten
- GLI All-Tournament Team

Drew DeRidder

- Academic All-Big Ten

Gianluca Esteves

- Academic All-Big Ten

Butrus Ghafari

- Academic All-Big Ten

Adam Goodsir

- Big Ten Distinguished Scholar
- Academic All-Big Ten
- AHCA All-American Scholar

Austin Kamer

- Big Ten Distinguished Scholar
- Academic All-Big Ten
- AHCA All-American Scholar

Patrick Khodorenko

- All-Big Ten First Team
- Academic All-Big Ten
- Big Ten First Star of the Week (Nov. 12)

Christian Krygier

- Academic All-Big Ten

John Lethemon

- All-Big Ten Second Team
- Academic All-Big Ten
- NCAA Third Star of the Week (Nov. 19)
- Big Ten First Star of the Week (Nov. 19, Dec. 10, Jan. 21)
- Big Ten Second Star of the Week (Dec. 17)

Logan Lambdin

- Big Ten Second Star of the Week (Mar. 3)

Mitchell Lewandowski

- Honorable Mention All-Big Ten

Mitchell Mattson

- Academic All-Big Ten

Tommy Miller

- Academic All-Big Ten

Josh Nodler

- AHCA All-American Scholar

Jared Rosburg

- All-Big Ten Second Team
- Big Ten Distinguished Scholar
- Academic All-Big Ten
- AHCA All-American Scholar

Sam Saliba

- Academic All-Big Ten
- Big Ten Sportsmanship Award
- Big Ten First Star of the Week (Nov. 26)

Anthony Scarsella

- Academic All-Big Ten

Jake Smith

- Academic All-Big Ten

Spencer Wright

- Academic All-Big Ten



2019-20 INDIVIDUAL STATISTICS

No.	Name	OVERALL										CONFERENCE									
		GP	G	A	Pts	SOG	+/-	Pen-Min	PP	SH	GW	GP	G	A	Pts	SOG	+/-	Pen-Min	PP	SH	GW
55	Khodorenko, Patrick	36	16	17	33	96	0	9-18	3	0	2	24	13	9	22	69	-1	4-8	2	0	2
22	Cesana, Dennis	36	7	15	22	92	-1	14-28	3	0	1	24	4	9	13	64	+2	11-22	1	0	1
9	Lewandowski, Mitch	36	8	12	20	87	-8	10-28	4	0	1	24	6	7	13	62	-5	4-16	3	0	0
10	Saliba, Sam	36	10	7	17	82	0	4-8	2	1	2	24	8	5	13	58	-2	2-4	1	1	1
71	Lambdin, Logan	35	7	10	17	74	+3	11-22	1	0	1	23	5	8	13	57	+6	7-14	1	0	1
57	Rosburg, Jerad	36	4	13	17	93	-5	11-22	1	0	0	24	2	10	12	59	-4	7-14	1	0	0
11	Apap, Tommy	36	7	5	12	56	-6	4-8	0	1	2	24	4	4	8	37	-6	4-8	0	1	1
12	Miller, Tommy	36	2	7	9	25	+4	2-4	0	1	1	24	1	4	5	13	+2	2-4	0	0	1
19	Muller, Nico	36	3	5	8	33	+1	5-10	1	0	0	24	0	4	4	15	0	4-8	0	0	0
20	Nodler, Josh	36	3	5	8	36	-1	1-2	1	0	1	24	2	3	5	24	-1	1-2	0	0	1
16	Stevens, Brody	36	3	5	8	59	-3	15-30	0	0	0	24	2	3	5	41	-4	5-10	0	0	0
28	Esteves, Gianluca	35	2	6	8	32	+1	1-2	0	0	1	24	1	4	5	25	-1	1-2	0	0	1
23	Joshua, Jagger	36	2	5	7	52	0	16-35	0	0	0	24	2	2	4	36	+1	9-18	0	0	0
8	Krygier, Cole	36	3	3	6	51	0	10-20	1	0	2	24	1	1	2	34	0	4-8	0	0	1
44	Ghafari, Butrus	36	2	3	5	43	-1	12-24	0	0	1	24	2	3	5	32	-1	7-14	0	0	1
14	Goodsir, Adam	36	0	4	4	40	-2	8-16	0	0	0	24	0	4	4	29	+1	5-10	0	0	0
15	Krygier, Christian	35	0	3	3	26	0	21-50	0	0	0	24	0	1	1	18	+1	12-24	0	0	0
24	Kamer, Austin	34	1	1	2	23	-3	1-2	0	0	0	22	1	1	2	9	-1	1-2	0	0	0
27	Mattson, Mitchell	22	0	1	1	6	+1	2-4	0	0	0	15	0	1	1	4	+1	2-4	0	0	0
18	Stachowiak, Wojciech	13	0	1	1	12	+2	0-0	0	0	0	8	0	1	1	9	+2	0-0	0	0	0
4	Scarsella, Anthony	1	0	0	0	0	0	0-0	0	0	0	-									
21	Smith, Jake	5	0	0	0	0	0	0-0	0	0	0	4	0	0	0	0	0	0-0	0	0	0
TM	TEAM	18	0	0	0	0	0	5-10	0	0	0	12	0	0	0	0	0	3-6	0	0	0
	Total.....	36	80	128	208	1018	-18	162-343	17	3	15	24	54	84	138	695	-10	95-198	9	2	11
	Opponents.....	36	88	140	228	1172	+7	131-281	24	1	19	24	54	85	139	830	+3	75-161	9	0	11

No.	Name	OVERALL										CONFERENCE										
		GP	Minutes	GA	EN	Avg	Saves	Pct	W	L	T	GP	Minutes	GA	EN	Avg	Saves	Pct	W	L	T	
41	Wright, Spencer	1	0:14	0	0	0.00	0	.000	0	0	0	1	0:14	0	0	0.00	0	.000	0	0	0	
31	Lethemon, John	33	1944:39	69	0	2.13	993	.935	15	15	2	23	1384:20	46	0	1.99	743	.942	11	10	2	
1	DeRidder, Drew	4	214:10	10	0	2.80	91	.901	0	4	0	1	58:14	1	0	1.03	33	.971	0	1	0	
TM	Empty Net	18	17:23	0	9	0.00	0	.000	0	0	0	12	10:21	0	7	0.00	0	.000	0	0	0	
	Total	36	2176:26	88	9	2.43	1084	.925	15	19	2	24	1453:09	54	7	2.23	776	.935	11	11	2	

OVERALL			
SHOTS ON GOAL	Shots	Avg/G	Pct
Michigan State	1018	28.28	.079
Opponents	1172	32.56	.075

POWER PLAYS			
Goals	Chances	Pct	
Michigan State	17	98	.173
Opponents	24	127	.189

GOALS BY PERIOD	1	2	3	OT	Total
Michigan State	22	26	30	2	80
Opponents	26	29	32	1	88

CONFERENCE			
SHOTS ON GOAL	Shots	Avg/G	Pct
Michigan State	695	28.96	.078
Opponents	830	34.58	.065

POWER PLAYS			
Goals	Chances	Pct	
Michigan State	9	54	.167
Opponents	9	71	.127

GOALS BY PERIOD	1	2	3	OT	Total
Michigan State	12	19	22	1	54
Opponents	15	18	20	1	54

SHOOTOUT STATISTICS

Date	Opponent	Result	Rounds	MSU SWG
Nov. 22	Notre Dame	L	1	-
Feb. 29	at Notre Dame	L	1	-

Player	Opp	G	Pct.
Khodorenko	1	0	0%
Lambdin	1	0	0%

Player	Opp	GA	Saves	Pct.
Lethemon	2	2	0	0%

THE SPARTANS WHEN...

Name	Scored W-L-T	Had Assist W-L-T
Apap.....	4-2-0.....	5-0-0.....
Cesana.....	4-3-0.....	7-4-1.....
Esteves.....	2-0-0.....	5-1-0.....
Ghafari.....	2-0-0.....	3-0-0.....
Goodsir.....	0-0-0.....	3-1-0.....
Joshua.....	1-1-0.....	3-1-1.....
Kamer.....	1-0-0.....	0-0-0.....
Khodorenko.....	7-4-0.....	8-5-0.....
Ch. Krygier.....	0-0-0.....	1-2-0.....
Co. Krygier.....	3-0-0.....	0-2-1.....
Lambdin.....	5-1-1.....	7-1-2.....
Lewandowski.....	3-4-0.....	7-3-0.....
Mattson.....	0-0-0.....	1-0-0.....
Miller.....	2-0-0.....	2-4-0.....
Müller.....	1-2-0.....	2-3-0.....
Nodler.....	1-1-1.....	4-1-0.....
Rosburg.....	3-0-0.....	8-3-0.....
Saliba.....	5-3-1.....	4-2-0.....
Stevens.....	3-0-0.....	4-1-0.....



2019-20 STATISTICS

FACEOFFS	GP	W	L	Pct
18 Stachowiak, Wojciech	13	1	0	1.000
57 Rosburg, Jerad	36	1	0	1.000
9 Lewandowski, Mitch	36	10	3	.769
71 Lambdin, Logan	35	8	4	.667
23 Joshua, Jagger	36	8	5	.615
11 Apap, Tommy	36	389	274	.587
27 Mattson, Mitchell	22	59	45	.567
10 Saliba, Sam	36	201	176	.533
55 Khodorenko, Patrick	36	301	270	.527
24 Kamer, Austin	34	1	1	.500
19 Muller, Nico	36	3	3	.500
14 Goodsir, Adam	36	56	62	.475
16 Stevens, Brody	36	7	8	.467
20 Nodler, Josh	36	133	156	.460
28 Esteves, Gianluca	35	8	11	.421
21 Smith, Jake	5	0	2	.000

POWER PLAY	GP	G	A	Pts	Shots	Pct
55 Khodorenko, Patrick	36	3	7	10	26	.115
22 Cesana, Dennis	36	3	5	8	22	.136
9 Lewandowski, Mitch	36	4	3	7	26	.154
57 Rosburg, Jerad	36	1	5	6	22	.045
10 Saliba, Sam	36	2	3	5	20	.100
20 Nodler, Josh	36	1	3	4	7	.143
19 Muller, Nico	36	1	2	3	7	.143
12 Miller, Tommy	36	0	3	3	4	.000
71 Lambdin, Logan	35	1	1	2	8	.125
8 Krygier, Cole	36	1	0	1	5	.200
23 Joshua, Jagger	36	0	1	1	1	.000
15 Krygier, Christian	35	0	1	1	1	.000
28 Esteves, Gianluca	35	0	0	0	1	.000

PENALTY KILL	GP	G	A	Pts	Shots	Pct
10 Saliba, Sam	36	1	0	1	3	.333
12 Miller, Tommy	36	1	0	1	1	1.000
11 Apap, Tommy	36	1	0	1	1	1.000
57 Rosburg, Jerad	36	0	1	1	2	.000
19 Muller, Nico	36	0	0	0	1	.000
23 Joshua, Jagger	36	0	0	0	1	.000
15 Krygier, Christian	35	0	0	0	1	.000
27 Mattson, Mitchell	22	0	0	0	1	.000
44 Ghafari, Butrus	36	0	0	0	2	.000
16 Stevens, Brody	36	0	0	0	2	.000
22 Cesana, Dennis	36	0	0	0	1	.000

SCORING BY CLASS

Freshmen	GP	G	A	P
19 Müller	36	3	5	8
20 Nodler	36	3	5	8
23 Joshua	36	2	5	7
TOTALS	108	8	15	23

Sophomores	GP	G	A	P
8 Co. Krygier	36	3	3	6
14 Goodsir	36	0	4	4
15 Ch. Krygier	35	0	3	3
18 Stachowiak	13	0	1	1
22 Cesana	36	7	15	22
27 Mattson	22	0	1	1
TOTALS	178	10	27	37

Juniors	GP	G	A	P
9 Lewandowski	36	8	12	20
11 Apap	36	7	5	12
12 Miller	36	2	7	9
16 Stevens	36	3	5	8
21 Smith	5	0	0	0
24 Kamer	34	1	1	2
28 Esteves	35	2	6	8
TOTALS	218	23	36	59

Seniors	GP	G	A	P
10 Saliba	36	10	7	17
44 Ghafari	36	2	3	5
55 Khodorenko	36	16	17	33
57 Rosburg	36	4	13	17
71 Lambdin	35	7	10	17
TOTALS	179	39	50	89

Percentage of Team's Points

Freshmen	11%
Sophomores	18%
Juniors	28%
Seniors	43%

LONGEST STREAKS OF 2019-20

GOALS

Khodorenko	3 games (5-1-6), Nov. 8-14
------------	----------------------------

ASSISTS

Lewandowski	3 games (1-3-4), Nov. 8-14
Khodorenko	3 games (1-5-6), Oct. 26-Nov. 2
Cesana	3 games (0-4-4), Dec. 7-15

POINTS

Khodorenko	6 games (6-6-12)*, Oct. 26-Nov. 14
Lambdin	6 games (3-3-6)*, Nov. 8-23

* career long



2019-20 STATISTICS

SITUATIONAL RECORDS

Overall	15-19-2
Big Ten	11-11-2-0
Home	7-8-1
Road	7-9-1
Neutral	1-2-0
Shootouts	0-2
Game 1 of a Big Ten weekend series	7-4-1
Game 2 of a Big Ten weekend series	4-7-1
Big Ten home games	6-5-1
Big Ten road games	5-5-1
Big Ten neutral site games	0-1-0
In Game 2 when winning game 1	2-5-1
In Game 2 when winning a Game 1 shootout	0-0-0
In Game 2 when losing game 1	3-4-0
In Game 2 when losing a Game 1 shootout	1-0-0
In televised games	5-8-0
Against Ranked Teams	6-9-1
Against Top-10 Teams	3-4-1
International ice (200x100)	3-4-0
NHL ice (200x85)	10-14-1
Other	2-1-1
Scoring first	11-3-2
Opponent scores first	4-16-0
Leading after one period	8-1-0
Trailing after one period	4-9-0
Tied after one period	2-7-1
Leading after two periods	10-2-2
Trailing after two periods	3-15-0
Tied after two periods	2-1-0
Overtime games	2-1-1
Following a win	3-10-2
Following a loss	10-8-0
Following a tie	1-1-0
One-goal games	4-4
Two-goal games	5-9
Decided by three or more goals	6-6
When having more penalty minutes	11-9-1
Having fewer penalty minutes	2-5-0
Penalty minutes are even	2-4-1
Scoring 1 goal	1-7-1
Scoring 2 goals	1-4-1
Scoring 3 goals	4-1-0
Scoring 4+ goals	9-1-0
Allowing 0 goals	5-0-0
Allowing 1 goal	3-1-1
Allowing 2 goals	4-4-1
Allowing 3 goals	2-6-0
Allowing 4+ goals	1-8-0
Outshooting opponent	3-7-0
Outshot by opponent	11-12-2
Shots are equal	1-0-0
Fewer than 20 shots on goal	0-1-1
20-29 shots on goal	7-14-1
30 or more shots on goal	8-4-0
Allowing fewer than 20 shots on goal	0-0-0
Allowing 20-29 shots on goal	3-9-0
Allowing 30 or more shots on goal	12-10-2
Scoring a power play goal	6-7-0
Not scoring a power play goal	9-12-2
Allowing a power play goal	5-11-0
Not allowing a power play goal	10-8-2
Scoring shorthanded	2-1-0
Allowing a shorthanded goal	0-0-0
Winning more faceoffs	10-13-1
Winning fewer faceoffs	5-5-1
Faceoffs are even	0-1-0
Monday	0-2-0
Tuesday	1-0-0
Thursday	1-0-0
Friday	7-6-1
Saturday	5-10-1
Sunday	1-1-0
October	2-2-0
November	4-4-1
December	4-3-0
January	3-3-0
February	2-5-1
March	0-2-0

2019-20 TEAM HIGHS & LOWS

BY PERIOD

MOST GOALS

First: MSU: 3, 3x, MR: vs. Minnesota 1/10
Opp.: 2, 4x, MR: Michigan 2/17

Second: MSU: 2, 4x, MR: Wisconsin 12/6
Opp.: 3, 2x, MR: Penn State 11/9

Third: MSU: 3, 3x, MR: at Minnesota 2/7
Opp.: 3, 2x: MR Ohio State 2/22

MOST SHOTS

First: MSU: 17, vs. Ferris State 12/31
Opp.: 23, Ohio State 2/22

Second: MSU: 17, vs. Penn State 1/25
Opp.: 19, Penn State 11/8

Third: MSU: 19, vs. Penn State 1/25
Opp.: 19, 2x, MR: Penn State 1/24

FEWEST SHOTS

First: MSU: 3, 2x, MR: Notre Dame 11/22
Opp.: 3, Minnesota 1/10

Second: MSU: 2, vs. Penn State 1/24
Opp.: 4, 2x, MR: Notre Dame 2/29

Third: MSU: 3, at Notre Dame 2/29
Opp.: 5, 2x, MR: Michigan 3/6

BY GAME

MOST...

POINTS 14 at Colorado College (Oct. 26, 2019)

GOALS 5 four times, last:
vs. Ferris State (Dec. 31, 2019)

ASSISTS 9 at Colorado College (Oct. 26, 2019)

SHOTS ON GOAL 44 vs. Wisconsin (Dec. 7, 2019)

SAVES 48 at Penn State (Nov. 8, 2019)

PENALTIES 9 twice, last:
vs. Minnesota (Jan. 10, 2020)

PENALTY MINUTES 24 vs. Ferris State (Dec. 31, 2019)

FEWEST...

POINTS 0 six times, last:
at Michigan (March 7, 2020)

GOALS 0 six times, last:
at Michigan (March 7, 2020)

ASSISTS 0 eight times, last:
at Michigan (March 7, 2020)

SHOTS ON GOAL 15 at Northern Michigan (Oct. 12, 2019)

SAVES 17 two times, last:
at Michigan (March 6, 2020)

PENALTIES 1 three times, last:
vs. Ohio State (Feb. 21, 2020)

PENALTY MINUTES 2 three times, last:
vs. Ohio State (Feb. 21, 2020)

2019-20 BIG TEN SEASON IN REVIEW

FINAL 2019-20 STANDINGS

	B1G Games							All Games				
	PTS	GP	W-L-T	SOW/3x3	PCT	GF	GA	GP	W-L-T	PCT	GF	GA
1. Penn State	41	24	12-8-4	1	.583	79	70	34	20-10-4	.647	121	88
2. Ohio State	38	24	11-9-4	1	.542	62	62	36	20-11-5	.625	102	82
Michigan	38	24	11-10-3	2	.521	65	52	36	18-14-4	.556	98	72
Minnesota	38	24	9-8-7	4	.521	66	62	37	16-14-7	.527	100	98
5. Notre Dame	37	24	9-9-6	4	.500	59	59	37	15-15-7	.500	94	96
6. Michigan State	35	24	11-11-2	0	.500	54	54	36	15-19-2	.444	80	88
7. Wisconsin	25	24	7-15-2	2	.333	63	89	36	14-20-2	.417	112	135



HONORS & AWARDS

COACH OF THE YEAR

Bob Motzko, Minnesota

PLAYER OF THE YEAR

Cole Hults, D, Penn State

FRESHMAN OF THE YEAR

Cole Caufield, F, Wisconsin

DEFENSIVE PLAYER OF THE YEAR

Cole Hults, D, Penn State

GOALTENDER OF THE YEAR

Strauss Mann, Michigan

ALL-BIG TEN TEAMS

FIRST TEAM

Patrick Khodorenko, F, Michigan State

Nate Sucece, F, Penn State

Cole Caufield, F, Wisconsin

Cole Hults, D, Penn State

Wyatt Kalynuk, D, Wisconsin

Strauss Mann, G, Michigan

SECOND TEAM

Jake Slaker, F, Michigan

Tanner Laczynski, F, Ohio State

Evan Barratt, F, Penn State

Dennis Cesana, D, Michigan State

Jerad Rosburg, D, Michigan State

John Lethemon, G, Michigan State

HONORABLE MENTION

Will Lockwood, F, Michigan

Mitchell Lewandowski, F, Michigan State

Brannon McManus, F, Minnesota

Sammy Walker, F, Minnesota

Alex Limoges, F, Penn State

Roman Ahcan, F, Wisconsin

Nick Blankenburg, D, Michigan

Cam York, D, Michigan

Matt Hellickson, D, Notre Dame

Wyatt Ege, D, Ohio State

Gordi Myer, D, Ohio State

K'Andre Miller, D, Wisconsin

Cale Morris, G, Notre Dame

Tommy Nappier, G, Ohio State

Peyton Jones, G, Penn State

ALL-FRESHMAN TEAM

Johnny Beecher, F, Michigan

Ben Meyers, F, Minnesota

Cole Caufield, F, Wisconsin

CAM YORK, D, MICHIGAN

Jackson LaCombe, D, Minnesota

JARED MOE, G, MINNESOTA

Unanimous selections in all caps

2020 BIG TEN TOURNAMENT

Quarterfinal #1

No. 7 Wisconsin at No. 2 Ohio State (best-of-three series)

Game 1 | Ohio State 9, Wisconsin 1

Game 2 | Ohio State 2, Wisconsin 1 (OT)

Quarterfinal #2

No. 6 Michigan State at No. 3 Michigan (best-of-three series)

Game 1 | Michigan 3, Michigan State 0

Game 2 | Michigan 3, Michigan State 0

Quarterfinal #3

No. 5 Notre Dame at No. 4 Minnesota (best-of-three series)

Game 1 | Notre Dame 1, Minnesota 0

Game 2 | Minnesota 2, Notre Dame 1

Game 3 | Minnesota 3, Notre Dame 2

Remainder of tournament canceled due to COVID-19

BIG TEN ALL-AMERICANS

SECOND TEAM

Cole Hults, D, Penn State

Nate Sucece, F, Penn State

*Michigan
State*



THE RECORD BOOK

SPARTAN HOCKEY

ALL-TIME SCORING LEADERS

POINTS, CAREER

	Player	Years	Goals	Assists	Points
1.	Tom Ross	1972-76	138	186	324
2.	Steve Colp	1972-76	132	168	300
3.	Kip Miller	1986-90	116	145	261
4.	Peter White	1988-92	75	155	230
5.	Daryl Rice	1972-76	96	129	225
6.	Bill Shibicky	1983-87	86	136	222
7.	Rem Murray	1991-95	71	147	218
8.	Dwayne Norris	1988-92	105	113	218
9.	Mitch Messier	1983-87	86	124	210
10.	John Sturges	1972-76	77	132	209
11.	Newell Brown	1980-84	75	127	202
12.	Mike York	1995-99	79	122	201
	Kevin Miller	1984-88	61	140	201
	Mark Hamway	1979-83	98	103	201
15.	Bobby Reynolds	1985-89	107	89	196
	Mike Donnelly	1982-86	110	86	196
17.	Shawn Heaphy	1987-91	103	91	194
18.	Russ Welch	1976-80	78	112	190
19.	Steve Guolla	1991-95	62	125	187
20.	Pat Murray	1987-90	59	124	183
21.	Bryan Smolinski	1989-93	80	101	181
22.	Anson Carter	1992-96	106	72	178
23.	Jim Slater	2001-05	64	108	172
24.	Steve Suk	1991-95	39	130	169
25.	Steve Beadle	1986-90	42	122	164
	Kelly Miller	1981-85	82	82	164
	Mark Calder	1970-74	84	80	164
28.	Danton Cole	1985-89	69	94	163
	Gord Flegel	1981-85	71	92	163
30.	Lyle Phair	1981-85	82	77	159

GOALS, CAREER

1.	Tom Ross (1972-76)	138
2.	Steve Colp (1972-76)	132
3.	Kip Miller (1986-90)	116
4.	Mike Donnelly (1982-86)	110
5.	Bobby Reynolds (1985-89)	107
6.	Anson Carter (1992-96)	106
7.	Dwayne Norris (1988-92)	105
8.	Shawn Heaphy (1987-91)	103
9.	Mark Hamway (1979-83)	98
10.	Daryl Rice (1972-76)	96

ASSISTS, CAREER

1.	Tom Ross (1972-76)	186
2.	Steve Colp (1972-76)	168
3.	Peter White (1988-92)	155
4.	Rem Murray (1991-95)	147
5.	Kip Miller (1986-90)	145
6.	Kevin Miller (1984-88)	140
7.	Bill Shibicky (1983-87)	136
8.	John Sturges (1972-76)	132
9.	Steve Suk (1991-95)	130
10.	Daryl Rice (1972-75)	129

POWER PLAY GOALS, CAREER

(Since 1972-73)

1.	Tom Ross (1972-76)	72
2.	Steve Colp (1972-76)	53
3.	Mark Hamway (1979-83)	42
4.	Anson Carter (1992-96)	40
	Bill Shibicky (1983-87)	
	Daryl Rice (1972-76)	
7.	Gord Flegel (1981-85)	38
8.	Rustyn Dolyng (1997-2001)	36
	Shawn Heaphy (1987-91)	
	Kip Miller (1986-90)	

SHORTHANDED GOALS, CAREER

(Since 1982-83)

1.	Dale Krentz (1982-85)	14
2.	Bobby Reynolds (1985-89)	12
3.	Anson Carter (1992-96)	11
4.	Sean Berens (1994-98)	10
	Mitch Messier (1983-87)	
	Tom Anastos (1981-85)	
7.	Dwayne Norris (1988-92)	9
	Kelly Miller (1981-85)	
9.	Don McSween (1983-87)	8
10.	Adam Hall (1999-2002)	7
	Mike York (1995-99)	
	Rem Murray (1991-95)	
	Bryan Smolinski (1989-93)	

PENALTIES, CAREER

1.	Don Gibson (1986-90)	218
2.	Bill Shibicky (1983-87)	159
3.	Tony Tuzzolino (1993-97)	154
4.	Nicolas Perreault (1991-94)	148
5.	Kip Miller (1986-90)	137
6.	Kevin Miller (1984-88)	134
7.	Bob Boyd (1970-73)	126
8.	Brian Maloney (2000-03)	123
	Jeff Parker (1983-86)	
	John Sturges (1972-75)	

PENALTY MINUTES, CAREER

1.	Don Gibson (1986-90)	466
2.	Tony Tuzzolino (1993-97)	371
3.	Bill Shibicky (1983-87)	323
4.	Nicolas Perreault (1991-94)	308
5.	Jim Cummins (1988-91)	304
6.	Kip Miller (1986-90)	299
7.	Brian Maloney (2000-2003)	292
8.	John Sturges (1972-76)	287
9.	Bob Boyd (1970-73)	286
10.	Brad Hodgins (1996-2000)	285

BLOCKED SHOTS, CAREER (SINCE 2005-06)

1.	Travis Walsh (2012-16)	335
2.	John Draeger (2012-16)	267
3.	Jerad Rosburg (2016-20)	260
4.	Brock Shelgren (2008-12)	233
5.	Carson Gatt (2014-18)	220
6.	Torey Krug (2009-12)	202
7.	Rhett Holland (2012-17)	190
8.	Jake Chelios (2010-14)	176
9.	Thomas Ebbing (2013-17)	174
	Tim Buttery (2008-12)	



ALL-TIME SCORING LEADERS

POINTS BY A DEFENSEMAN, CAREER

1. Steve Beadle (1987-90).....	164
2. Jason Woolley (1989-91).....	144
3. John-Michael Liles (1999-2003).....	138
4. Don McSween (1983-87).....	129
5. Gary Haight (1980-85).....	127
6. Norm Barnes (1971-74).....	120
7. Brad Fast (1999-2003).....	114
8. Daniel McFall (1982-85).....	112
9. Robert Boyd (1971-73).....	111
10. Brad Hamilton (1985-89).....	103
Jeff Eisle (1980-84).....	103

GOALS BY A DEFENSEMAN, CAREER

1. John-Michael Liles (1999-2003).....	44
2. Steve Beadle (1987-90).....	42
3. Jason Woolley (1989-91).....	37
4. Daniel McFall (1982-85).....	36
5. Brad Fast (1999-2003).....	30
6. Don McSween (1983-87).....	28
7. Gary Haight (1980-85).....	27
8. Torey Krug (2010-12).....	26
9. Jeff Eisle (1980-84).....	23
10. Norm Barnes (1971-74).....	22
Brad Hamilton (1985-89).....	22

ASSISTS BY A DEFENSEMAN, CAREER

1. Steve Beadle (1987-90).....	122
2. Jason Woolley (1989-91).....	107
3. Don McSween (1983-87).....	101
4. Gary Haight (1980-85).....	100
5. Norm Barnes (1972-74).....	98
6. John-Michael Liles (1999-2003).....	94
7. Robert Boyd (1971-73).....	90
8. Brad Fast (1999-2003).....	84
9. Brad Hamilton (1986-89).....	81
10. Jeff Eisle (1980-84).....	80



Torey Krug (top) Peter White (left)
and Don Gibson (below)



POINTS, SEASON

1. Tom Ross (1975-76).....	105
2. Kip Miller (1989-90).....	101
3. Mike Donnelly (1985-86).....	97
Tom Ross (1974-75)	
Steve Colp (1973-74)	
6. Steve Colp (1975-76).....	94
7. Mitch Messier (1986-87).....	92
8. Tom Ross (1973-74).....	88
9. Pat Murray (1989-90).....	84
Craig Simpson (1984-85)	

GOALS, SEASON

1. Mike Donnelly (1985-86).....	59
2. Tom Ross (1975-76).....	51
3. Kip Miller (1989-90).....	48
4. Dwayne Norris (1991-92).....	44
Mitch Messier (1986-87)	
6. Bill Shibicky (1986-87).....	43
Steve Colp (1973-74)	
8. Bobby Reynolds (1987-86).....	42
9. Steve Colp (1975-76).....	40
10. Tom Ross (1974-75).....	38

ASSISTS, SEASON

1. Pat Murray (1989-90).....	60
2. Tom Ross (1974-75).....	59
3. Kevin Miller (1986-87).....	56
Norm Barnes (1973-74).....	56
5. Steve Colp (1975-76).....	54
Tom Ross (1975-76)	
Steve Colp (1973-74)	
8. Kip Miller (1989-90).....	53
Craig Simpson (1984-85)	
10. Kevin Miller (1985-86).....	52
John Sturges (1974-75)	

POWER PLAY GOALS, SEASON

(Since 1972-73)

1. Tom Ross (1975-76).....	29
2. Mike Donnelly (1985-86).....	27
3. Mitch Messier (1986-87).....	23
4. Tom Ross (1974-75).....	22
5. Dwayne Norris (1991-92).....	21
Kip Miller (1989-90)	
Bill Shibicky (1986-87)	
8. Steve Colp (1973-74).....	18
9. Steve Colp (1975-76).....	16

SHORTHANDED GOALS, SEASON

(Since 1982-83)

1. Anson Carter (1994-95).....	7
Bobby Reynolds (1987-88)	
Mitch Messier (1986-87)	
Dale Krentz (1984-85)	
Tom Anastos (1983-84)	
Dale Krentz (1983-84)	
7. Dwayne Norris (1991-92).....	6
8. Rem Murray (1992-93).....	5
Jeff Parker (1985-86)	
10. seven players tied.....	4
most recent: Adam Hall (1999-2000)	



ALL-TIME SCORING LEADERS

PENALTY MINUTES, SEASON

1. Don Gibson (1989-90).....	167
2. Ron Heaslip (1976-77).....	134
3. Jeff Harding (1987-88).....	129
4. Bob Boyd (1972-73).....	124
5. Tony Tuzzolino (1996-97).....	120
Tony Tuzzolino (1995-96).....	
7. Don Gibson (1987-88).....	118
8. Corey Potter (2005-06).....	117
9. Bruce Rendall (1986-87).....	113
10. Kevin Miller (1985-86).....	112

PENALTIES, SEASON

1. Don Gibson (1989-90).....	71
2. Jeff Harding (1987-88).....	62
3. Don Gibson (1987-88).....	58
4. Tony Tuzzolino (1995-96).....	52
Bruce Rendall (1986-87)	
Kevin Miller (1985-86)	
Bill Shibicky (1985-86)	
Don Gibson (1983-84)	
Norm Barnes (1973-74)	
10. Ron Heaslip (1976-77).....	51

POINTS BY A DEFENSEMAN, SEASON

1. Norm Barnes (1973-74).....	64
2. Jason Woolley (1990-91).....	59
3. Steve Beadle (1988-89).....	54
Jeff Eisle (1983-84)	
5. John-Michael Liles (2002-03).....	50
6. Robert Boyd (1972-73).....	48
7. Brad Fast (2002-03).....	46
8. Gary Haight (1981-82).....	42
9. Don McSween (1985-86).....	38
10. Dan McFall (1983-84).....	34
Torey Krug (2011-12).....	34

GOALS BY A DEFENSEMAN, SEASON

1. Steve Beadle (1989-90).....	21
2. John-Michael Liles (2002-03).....	16
3. Jason Woolley (1990-91).....	15
4. Steve Beadle (1988-89).....	14
Daniel McFall (1983-84)	
6. Jeff Eisle (1983-84).....	13
John-Michael Liles (2001-02)	
8. Jason Woolley (1988-89).....	12
Torey Krug (2011-12).....	12
10. A.J. Thelen (2003-04).....	11
Brad Fast (2002-03)	

ASSISTS BY A DEFENSEMAN, SEASON

1. Norm Barnes (1973-74).....	56
2. Jason Woolley (1990-91).....	44
3. Jeff Eisle (1983-84).....	41
Robert Boyd (1972-73)	
5. Steve Beadle (1988-89).....	40
6. Jason Woolley (1989-90).....	38
7. Brad Fast (2002-03).....	35
8. John-Michael Liles (2002-03).....	34
9. Gary Haight (1981-82).....	33
10. Brad Hamilton (1986-87).....	29
Don McSween (1985-86)	

BLOCKED SHOTS, SEASON (SINCE 2005-06)

1. Travis Walsh (2015-16).....	108
Brock Shelgren (2011-12)	
3. John Draeger (2012-13).....	89
4. Carson Gatt (2015-16).....	87
5. Jerad Rosburg (2019-20).....	86
6. Travis Walsh (2013-14).....	85
7. Torey Krug (2009-10).....	80
8. Travis Walsh (2012-13).....	79
9. Tommy Miller (2017-18).....	78
10. Jerad Rosburg (2018-19).....	74

POINTS, FRESHMAN

1. Joe Murphy (1985-86).....	61
2. Rod Brind'Amour (1988-89).....	59
3. Craig Simpson (1983-84).....	57
4. Rem Murray (1991-92).....	51
5. Rustyn Dolyny (1997-98).....	44
Mark Hamway (1979-80)	
7. Lyle Phair (1981-82).....	43
8. Kip Miller (1986-87).....	42
9. Kevin Miller (1984-85).....	40
10. Mike York (1995-96).....	39

GOALS, FRESHMAN

1. Rod Brind'Amour (1988-89).....	27
2. Joe Murphy (1985-86).....	24
3. Kip Miller (1986-87).....	22
4. Rustyn Dolyny (1997-98).....	20
5. Mitchell Lewandowski (2017-18).....	19
Anson Carter (1992-93).....	19
Lyle Phair (1981-82).....	19
8. Leo Lynett (1977-78).....	18
9. Tim Crowder (2005-06).....	17
David Booth (2002-03)	
Rob Woodward (1989-90)	

ASSISTS, FRESHMAN

1. Craig Simpson (1983-84).....	43
2. Rem Murray (1991-92).....	38
3. Joe Murphy (1985-86).....	37
Bill Shibicky (1983-84)	
5. Rod Brind'Amour (1988-89).....	32
6. Kevin Miller (1984-95).....	29
7. Mark Hamway (1979-80).....	28
Pat Betterly (1974-75)	
9. Mike York (1995-96).....	27
10. Don McSween (1983-84).....	26



L-R: Craig Simpson, Joe Murphy

ALL-TIME SCORING LEADERS

MOST GOALS, GAME

- 5Mike Donnelly vs. Ohio State (Dec. 14, 1985)
 Tom Ross vs. Notre Dame (Nov. 10, 1973)
 Don Thompson vs. Michigan (Feb. 21, 1970)
 Bob Doyle vs. Ohio (Feb. 17, 1961)

MOST ASSISTS, GAME

- 6Steve Colp vs. Michigan (Dec. 14, 1974)
 Daryl Rice vs. Boston College (Dec. 27, 1973)
 Real Turcotte vs. Ohio (Feb. 17, 1961)

MOST POINTS, GAME

- 9Bob Doyle vs. Ohio (Feb. 17, 1961)
 Real Turcotte vs. Ohio (Feb. 17, 1961)
 7Dwayne Norris vs. Ohio State (Dec. 6, 1991)
 Tom Mikkola vs. Colorado College (Feb. 26, 1965)

MOST PENALTIES, GAME

- 6Richard Keyes vs. Cornell (Dec. 29, 1994)
 Steve Norton vs. Lake Superior State (Dec. 12, 1992)
 Don Gibson vs. Michigan (Jan. 30, 1988)
 Norm Barnes vs. Air Force (Dec. 8, 1973)
 511 times;
most recent: Jon Insana vs. Northern Michigan
(Jan. 23, 1999)

MOST PENALTY MINUTES, GAME

- 29Jon Insana vs. Northern Michigan (Jan. 23, 1999)
 24Tommy Apap vs. Michigan (Dec. 31, 2018)
 21Tony Tuzzolino vs. Western Michigan (Oct. 19, 1996)

FASTEST TWO GOALS, ONE PLAYER (since 1979-80)

- 0:08Steve Ferranti vs. Western Ontario (Oct. 12, 1996)

FASTEST TWO GOALS, TWO PLAYERS (since 1979-80)

- 0:05David Booth/Bryan Lerg at Alaska Fairbanks
 (Feb. 11, 2005)
 0:06Bruce Rendall/Bill Shibicky vs. Ohio State
 (Feb. 21, 1987)

FASTEST THREE GOALS, ONE PLAYER

- 1:00Mike Jacobson vs. Wisconsin (Dec. 11, 1964)

FASTEST GOAL, START OF PERIOD (since 1979-80)

- 0:08Kelly Harper vs. Ohio State (Dec. 6, 1991 — 2nd)

MOST GOALS, PERIOD

- 3Sean Berens vs. Northern Michigan (Jan. 10, 1998; 3rd)
 Rem Murray vs. Illinois-Chicago (Feb. 5, 1994; 2nd)
 Kelly Harper vs. Kent (Jan. 8, 1994; 3rd)
 Kip Miller vs. Western Michigan (Nov. 3, 1989; 2nd)
 Kip Miller vs. Minnesota (March 26, 1988; 1st)
 Jeff Harding vs. Illinois-Chicago (Jan. 22, 1988; 2nd)
 Gord Flegel vs. Western Michigan (Jan. 21, 1983; 1st)
 Kelly Miller vs. Notre Dame (Dec. 4, 1982; 1st)
 Mark Hamway vs. Notre Dame (Nov. 14, 1981; 1st)
 Dave Kelly vs. Minnesota-Duluth (Feb. 4, 1977; 1st)
 Steve Colp vs. Michigan (March 6, 1976; 1st)
 Tom Ross vs. Wisconsin (Nov. 7, 1975; 1st)
 Steve Colp vs. Boston College (Dec. 27, 1973; 3rd)
 John Sturges vs. Boston College (Dec. 27, 1973; 2nd)
 Doug Volmar vs. Michigan (Feb. 4, 1966; 1st)
 Doug Volmar vs. Denver (Dec. 10, 1965; 1st)
 Mike Jacobson vs. Wisconsin (Dec. 11, 1964; 1st)

MOST ASSISTS, PERIOD

- 4Don Thompson vs. Notre Dame (March 3, 1972; 3rd)
 Jim Ward vs. Ontario Ag. College (March 4, 1955; 3rd)

MOST POINTS, PERIOD

- 5Gord Flegel vs. Western Michigan (Jan. 21, 1983; 1st)
 Doug Volmar vs. Michigan (Feb. 4, 1966; 1st)

MOST PENALTIES, PERIOD

- 5Steve Norton vs. Illinois-Chicago (Oct. 22, 1993; 2nd)
 Don Gibson vs. Michigan (Jan. 30, 1988; 3rd)
 4Six times;
most recent: Craig Shepherd vs. Michigan Tech
(Dec. 29, 1990; 1st)

MOST PENALTY MINUTES, PERIOD

- 24Tommy Apap vs. Michigan (Dec. 31, 2018; 1st)
 17Tony Tuzzolino vs. Western Mich. (Oct. 19, 1996; 3rd)

MOST GOALS, SERIES

- 8Mike Donnelly vs. Ohio State (Dec. 14-15, 1985)
 7Dave Kelly vs. Minnesota-Duluth (Feb. 4-5, 1977)
 Tom Ross vs. Notre Dame (Nov. 9-10, 1973)
 Bob Doyle vs. Ohio (Feb. 17-18, 1961)
 Jack Mayes vs. Ontario Ag. College (Jan. 22-23, 1950)

MOST ASSISTS, SERIES

- 8Peter White vs. Ohio State (March 3-4, 1989)
 Mitch Messier vs. Ohio State (Dec. 14-15, 1985)
 Steve Colp vs. Michigan (Dec. 13-14, 1974)

MOST POINTS, SERIES

- 13Bob Doyle vs. Ohio (Feb. 17-18, 1961)
 Real Turcotte vs. Ohio (Feb. 17-18, 1961)

MOST PENALTIES, SERIES

- 8Bob Boyd vs. Ohio State (Nov. 3-4, 1972)

MOST PENALTY MINUTES, SERIES

- 26Bob Boyd vs. Ohio State (Nov. 3-4, 1972)
 23Jim Cummins vs. Western Michigan (Jan. 12-13, 1990)



Mike Donnelly



MISCELLANEOUS RECORDS

Career Records

Games Played.....	180	Danton Cole (1985-89)
		Don McSween (1983-87)
Hat Tricks:	10	Steve Colp (1972-76)
		Daryl Rice (1972-76)
Consecutive Games With A Point:	78	Tom Ross (Dec. 19, 1973 through Dec. 6, 1975)
Consecutive Games With A Goal:	16	Mike Donnelly (Dec. 29, 1985 through Feb. 28, 1986)
Consecutive Games With An Assist:	15	Jason Woolley (Nov. 16, 1990 through Jan. 4, 1991)
Consecutive Games With A Point, Defenseman:	18	Jason Woolley (Nov. 10, 1990 thru Jan. 4, 1991)
Consecutive Games With A Penalty:	22	Don Gibson (Nov. 26, 1988 through March 24, 1989)
Most Game Misconduct Penalties:	7	Jim Cummins (1988-91)
Goals by a Goaltender:	1	Chad Alban (1994-98)
Assists by a Goaltender:	18	Jason Muzzatti (1987-91)
Shootout Attempts.....	13	Michael Ferrantino (2012-16)
Shootout Goals	4	Andrew Rowe (2008-10)
		Michael Ferrantino (2012-16)
Shootout Saves.....	44	Jake Hildebrand (2012-16)
Shootout Victories	8	Jake Hildebrand (2012-16)

Single-Season Records

Games Played:	47	Danton Cole, Brad Hamilton, Kip Miller, Shawn Heaphy, Chris Luongo, Dwayne Norris, Bobby Reynolds, Jason Woolley (1988-89)
Hat Tricks:	6	Mike Donnelly (1985-86)
Games Scoring A Point:	43	Mitch Messier (1986-87)
Game Misconduct Penalties:	3	Jim Cummins (1990-91)
		Ed Pollesel (1956-57)
		John Polonsky (1954-55)
Power-Play Goals, Defenseman:	14	Steve Beadle (1989-90)
Points by a Freshman Defenseman:	37	Jason Woolley (1988-89)
		Pat Betterly (1974-75)
Goals by a Goaltender:	1	Chad Alban (1997-98)
Most Assists by a Goaltender:	9	Jason Muzzatti (1989-90)
Shootout Attempts.....	7	Michael Ferrantino (2013-14)
Shootout Goals	4	Andrew Rowe (2009-10)
Shootout Victories	4	Jake Hildebrand (2013-14)
Shootout Saves.....	26	Jake Hildebrand (2013-14)



ALL-TIME GOALTENDING LEADERS

WINS, CAREER

1. Chad Alban (1994-98)	88
2. Jason Muzzatti (1987-91)	83
3. Jeff Lerg (2005-09)	76
Norm Foster (1983-87)	76
5. Ryan Miller (1999-2002)	73
6. Mike Buzak (1991-95)	65
7. Ron Scott (1980-83)	64
8. Bob Essensa (1983-87)	62
9. Ron Clark (1971-75)	44
10. Dominic Vicari (2003-06)	41

GAMES PLAYED, CAREER

1. Jeff Lerg (2005-09)	146
2. Jake Hildebrand (2012-16)	133
3. Chad Alban (1994-98)	131
4. Jason Muzzatti (1987-91)	130
5. Mike Buzak (1991-95)	115
6. Ron Scott (1980-83)	112
7. Ryan Miller (1999-02)	106
Norm Foster (1983-87)	
9. John Lethemon (2016-20)	101
10. Dave Versical (1976-78)	86

CONSECUTIVE GAMES PLAYED, CAREER

73	Jake Hildebrand, Mar. 20, 2014-Mar. 17, 2016
61	Jeff Lerg, Feb. 4, 2006-Nov. 9, 2007
60	Joe Selinger, Jan. 15, 1957-Mar. 14, 1959

GOALS-AGAINST AVERAGE, CAREER (min. 30 games)

1. Ryan Miller (1999-2002)	1.54
2. Joe Blackburn (1997-2001)	1.76
3. Dominic Vicari (2003-06)	2.37
4. Jeff Lerg (2005-2009)	2.38
5. Chad Alban (1994-98)	2.46
6. Jake Hildebrand (2012-16)	2.54
7. Matt Migliaccio (2001-05)	2.57
8. Will Yanakeff (2010-14)	2.58
9. Bob Essensa (1983-87)	2.68
10. Drew Palmisano (2008-12)	2.71

SAVES, CAREER

1. Jeff Lerg (2005-09)	3,996
2. Jake Hildebrand (2012-16)	3,826
3. Dave Versical (1975-78)	3,108
4. Jason Muzzatti (1987-91)	2,928
5. Ron Scott (1980-83)	2,884
6. Mike Buzak (1991-95)	2,836
7. Chad Alban (1994-98)	2,735
8. John Lethemon (2016-20)	2,716
9. Ryan Miller (1999-2002)	2,600
10. Ron Clark (1972-75)	2,430

SAVES PERCENTAGE, CAREER (since 1961-62)

(Min. 500 shots faced)

1. Ryan Miller (1999-2002)	.941
2. Jake Hildebrand (2012-16)	.921
Jeff Lerg (2005-09)	
4. Joe Blackburn (1997-01)	.920
5. Will Yanakeff (2010-14)	.917
6. Dominic Vicari (2003-06)	.916
7. Matt Migliaccio (2001-05)	.913
8. Drew Palmisano (2008-12)	.912
9. John Lethemon (2016-20)	.911
10. Gaye Cooley (1965-67)	.899

SAVES-PER-GAME AVERAGE, CAREER

1. Dave Versical (1975-78)	35.4
2. Ron Clark (1971-75)	34.1
3. Ed Schiller (1953-56)	33.1
4. Mark Mazzoleni (1975-80)	32.9
5. Del Reid (1950-52)	32.8

SHUTOUTS, CAREER

1. Ryan Miller (1999-2002)	26
2. Dominic Vicari (2003-06)	16
3. Jake Hildebrand (2012-16)	13
4. Chad Alban (1994-98)	12
Jeff Lerg (2005-09)	12
6. John Lethemon (2016-20)	9
7. Bob Essensa (1983-87)	7
8. Matt Migliaccio (2001-05)	6
Ron Scott (1980-83)	
Joe Selinger (1956-59)	



Jake Hildebrand



ALL-TIME GOALTENDING LEADERS

WINS, SEASON

1. Jason Muzzatti (1988-89)	32
2. Ryan Miller (2000-01)	31
Chad Alban (1997-98)	
4. Ron Scott (1982-83)	29
5. Jeff Lerg (2006-07)	26
Ryan Miller (2001-02)	
Chad Alban (1995-96)	
8. Jeff Lerg (2007-08)	24
Jason Muzzatti (1989-90)	
Ron Scott (1981-82)	
11. Chad Alban (1996-97)	23
Norm Foster (1983-84)	

GAMES PLAYED, SEASON

1. Jeff Lerg (2006-07)	42
Jason Muzzatti (1988-89)	
3. Jeff Lerg (2007-08)	41
4. Ryan Miller (2001-02)	40
Ryan Miller (2000-01)	
Chad Alban (1997-98)	
Chad Alban (1995-96)	
Ron Scott (1982-83)	
9. Chad Alban (1996-97)	39
Mike Buzak (1993-94)	
Ron Scott (1981-82)	
Ron Clark (1974-75)	

GOALS-AGAINST AVERAGE, SEASON (min. 15 games)

1. Ryan Miller (2000-01)	1.32
2. Ryan Miller (1999-2000)	1.53
3. Joe Blackburn (1998-99)	1.55
4. Chad Alban (1997-98)	1.57
5. Bob Essensa (1984-85)	1.64
6. Ryan Miller (2001-02)	1.77
7. Jeff Lerg (2005-06)	1.96
8. John Lethemon (2019-20)	2.13
9. Joe Blackburn (1999-2000)	2.17
10. Jake Hildebrand (2014-15)	2.18

SAVES, SEASON

1. Dave Versical (1975-76)	1,410
2. Ron Clark (1974-75)	1,400
3. Jeff Lerg (2007-08)	1,136
4. Jim Watt (1971-72)	1,116
5. Jake Hildebrand (2015-16)	1,046
6. Jeff Lerg (2006-07)	1,042
7. Jeff Lerg (2008-09)	1,040
8. Ryan Miller (2001-02)	1,039
9. Dominic Vicari (2004-05)	1,027
10. Ryan Miller (2000-01)	1,024

SAVES-PER-GAME AVERAGE, SEASON

1. Ed Schiller (1953-54)	39.0
2. Dave Versical (1975-76)	37.8
3. Dave Versical (1976-77)	37.0
4. Ed Schiller (1955-56)	36.8
5. Gary Carr (1973-74)	35.3

SAVE PERCENTAGE, SEASON (since 1961-62)

1. Ryan Miller (2000-01)	.950
2. Ryan Miller (2001-02)	.936
3. John Lethemon (2019-20)	.935
4. Ryan Miller (1999-2000)	.932
5. Jake Hildebrand (2014-15)	.930
6. Jake Hildebrand (2012-13)	.929
7. Jeff Lerg (2005-06)	.928
Joe Blackburn (1998-99)	
9. Jeff Lerg (2007-08)	.926
Chad Alban (1997-98)	

SHUTOUTS, SEASON

1. Ryan Miller (2000-01)	10
2. Ryan Miller (2001-02)	8
Ryan Miller (1999-2000)	
4. Dominic Vicari (2003-04)	7
5. Jake Hildebrand (2014-15)	6
Chad Alban (1997-98)	
7. John Lethemon (2019-20)	5
Dominic Vicari (2004-05)	
Matt Migliaccio (2002-03)	
10. John Lethemon (2017-18)	4
Jeff Lerg (2007-08)	
Joe Selinger (1958-59)	
Dominic Vicari (2005-06)	

SHUTOUTS, SEASON - CONFERENCE GAMES

1. Ryan Miller (2000-01)	9
2. Ryan Miller (2001-02)	8
3. Dominic Vicari (2003-04)	6
4. Jake Hildebrand (2014-15)	5
Ryan Miller (1999-2000)	
Matt Migliaccio (2002-03)	



Chad Alban (top) and Ron Scott



ALL-TIME GOALTENDING LEADERS

MOST SAVES, GAME

- 73 Ed Schiller vs. Denver (Feb. 6, 1954)
- 64 Dave Versical vs. Minnesota (March 14, 1976)
- 59 Dave Versical vs. Denver (Jan. 9, 1976)
- Ron Clark vs. Notre Dame (Nov. 30, 1974)
- 56 Bob Troscinski vs. Wisconsin (Feb. 21, 1981)
- Rick Duffett vs. North Dakota (Nov. 22, 1968)
- 55 Dave Versical vs. North Dakota (Nov. 29, 1975)
- Gaye Cooley vs. Michigan (Dec. 10, 1966)

FEWEST SAVES, GAME

- 6 Norm Foster vs. Miami (Oct. 24, 1986)
- 7 Jamie Stewart vs. Boston U. (Nov. 18, 1988)
- 8 Ryan Miller vs. Miami (Nov. 20, 1999)
- Chad Alban vs. Bowling Green (Nov. 22, 1997)
- Tom Nowland vs. Alaska Fairbanks (Jan. 8, 1985)
- 9 Mike Gresl vs. Nebraska-Omaha (Dec. 4, 1998)
- Chad Alban vs. Guelph (Oct. 4, 1997)
- Norm Foster vs. Michigan (Jan. 26, 1985)

MOST SAVES, PERIOD

- 30 Ron Clark vs. North Dakota (Nov. 16, 1974; 1st)

MOST SAVES IN OVERTIME

- 14 Chad Alban vs. Ohio State (March 21, 1998; 1st OT)
- 13 Ron Scott vs. Ferris State (Nov. 7, 1981)
- Ryan Miller vs. Michigan Tech (Dec. 30, 2000)

FEWEST SAVES, PERIOD

- 0 Ryan Miller vs. Nebraska-Omaha
(Oct. 27, 2001; 2nd, 2 goals)
- Jason Muzzatti vs. Western Michigan
(March 2, 1991; 2nd, 2 goals)
- Jason Muzzatti vs. Toronto
(Dec. 20, 1990; 2nd, 2 goals)
- Bob Troscinski vs. Illinois-Chicago
(Jan. 15, 1982; 2nd, 0 goals)
- 1 21 times, most recent: Jake Hildebrand
vs. Wisconsin, (March 6, 2015; 1st, 0 goals)

MOST SAVES, SERIES

- 123 Ed Schiller vs. Denver (Feb. 5-6, 1954)

FEWEST SAVES, SERIES

- 22 Joe Blackburn and Chad Alban
vs. MSU-Mankato (Nov. 14-15, 1997)
- 25 Jason Muzzatti
vs. Illinois-Chicago (Jan. 6-7, 1989)
- 25 John Shackelford
vs. Ontario Agricultural Coll. (Jan. 22-23, 1953)

Top to bottom: Jason Muzzatti, Jeff Lerg, Ryan Miller



MISCELLANEOUS TEAM RECORDS

MOST WINS

38.....	1984-85 (38-6-0)
37.....	1988-89 (37-9-1)
35.....	1989-90 (35-7-3)
34.....	1985-86 (34-9-2)
	1983-84 (34-12-0)

FEWEST WINS

0.....	1950 (0-14-0)
4.....	1959-60 (4-18-2)
5.....	1955-56 (5-18-0)
	1952-53 (5-16-1)
6.....	1950-51 (6-11-0)

MOST LOSSES

27.....	1977-78 (7-27-2)
25.....	2012-13 (14-25-3)
24.....	2016-17 (7-24-4)
	1979-80 (14-24-0)
23.....	2015-16 (10-23-4)
	2008-09 (10-23-5)

FEWEST LOSSES

5.....	2000-01 (33-5-4)
6.....	1998-99 (29-6-7)
	1997-98 (33-6-5)
	1984-85 (38-6-0)
	1958-59 (17-6-1)
7.....	1989-90 (35-7-3)

MOST TIES

8.....	2005-06 (25-12-8)
	1991-92 (26-10-8)
7.....	1998-99 (29-6-7)
	2013-14 (11-18-7)
5.....	six times;
	MR: 2018-19 (12-19-5)

MOST OVERTIME GAMES

12.....	2005-06 (25-12-8)
11.....	2013-14 (11-18-7)
	1991-92 (26-10-8)
	1986-87 (33-10-2)
9.....	2004-05 (20-17-4)
	1985-86 (34-9-2)
8.....	1966-67 (16-15-1)
	1999-2000 (27-11-4)
	2000-01 (33-5-4)

MOST POINTS (W-L-T)

76.....	1984-85 (38-6-0)
75.....	1988-89 (37-9-1)
73.....	1989-90 (35-7-3)
71.....	1997-98 (33-6-5)
70.....	1985-86 (34-9-2)
	2000-01 (33-5-4)

MOST GAMES PLAYED

47.....	1988-89 (37-9-1)
46.....	1987-88 (27-16-3)
	1983-84 (34-12-0)
45.....	four times
	MR: 2005-06 (25-12-8)

MOST CONFERENCE WINS

27.....	1984-85 (27-5-0)
26.....	1989-90 (26-3-3)
25.....	1988-89 (25-6-1)
23.....	1986-87 (23-8-1)
	1985-86 (23-7-2)

MOST HOME WINS

20.....	1985-86 (20-1-2)
	1983-84 (20-4-0)
19.....	1984-85 (19-3-0)

FEWEST HOME WINS

0.....	1950 (0-8-0)
2.....	2016-17 (2-13-1)
3.....	1963-64 (3-6-1)
	1955-56 (3-9-0)

MOST ROAD WINS

20.....	1989-90 (20-6-0)
19.....	1988-89 (19-5-0)
	1984-85 (19-3-0)
16.....	1997-98 (16-4-1)
15.....	1986-87 (15-6-1)

FEWEST ROAD WINS

0.....	1959-60 (0-10-2)
	1950 (0-6-0)
1.....	four times
	MR: 2013-14 (1-10-3)

HIGHEST WINNING PERCENTAGE

.864.....	1984-85 (38-6-0)
.833.....	2000-01 (33-5-4)
.811.....	1989-90 (35-7-3)
.807.....	1997-98 (33-6-5)
.798.....	1988-89 (37-9-1)

LOWEST WINNING PERCENTAGE

.000.....	1950 (0-14-0)
.208.....	1959-60 (4-18-2)
.217.....	1955-56 (5-18-0)
.222.....	1977-78 (7-27-2)
.227.....	1952-53 (5-16-1)

HIGHEST HOME WINNING PERCENTAGE

.917.....	2000-01 (16-1-1)
.913.....	1985-86 (20-1-2)
.905.....	2001-02 (18-1-2)
.868.....	1989-90 (15-1-3)
	1998-99 (15-1-3)

LOWEST HOME WINNING PERCENTAGE

.000.....	1950 (0-8-0)
.156.....	2016-17 (2-13-1)
.250.....	1955-56 (3-9-0)

HIGHEST ROAD WINNING PERCENTAGE

.864.....	1984-85 (19-3-0)
.813.....	2000-01 (12-2-2)
.792.....	1988-89 (19-5-0)
.786.....	1997-98 (16-4-1)

LOWEST ROAD WINNING PERCENTAGE

.000.....	1950 (0-6-0)
	1959-60 (0-10-2)
.083.....	1952-53 (1-11-0)

LONGEST WINNING STREAK

22.....	12/29/84 to 2/15/85
19.....	10/15/88 to 12/16/88
12.....	3/21/86 to 11/1/86

LONGEST UNBEATEN STREAK

23.....	12/4/98 to 3/5/99
	10/21/00 to 1/23/01
22.....	12/29/84 to 2/15/85
19.....	10/15/88 to 12/16/88

LONGEST LOSING STREAK

14.....	12/22/55 to 2/25/56
	1/12/50 to 3/10/50
10.....	12/26/52 to 1/14/53

LONGEST WINLESS STREAK

14.....	12/22/55 to 2/25/56
	1/12/50 to 3/10/50
11.....	12/12/52 to 1/14/53
	11/1/08 to 12/6/08

LONGEST HOME WINNING STREAK

18.....	1/24/86 to 11/1/86
16.....	1/6/84 to 11/16/84
13.....	2/26/88 to 12/16/88
	12/7/84 to 2/15/85

LONGEST HOME UNBEATEN STREAK

33.....	10/20/00 to 2/9/02
29.....	1/9/98 to 3/5/99
20.....	1/4/86 to 11/1/86
19.....	10/14/89 to 10/19/90

LONGEST HOME LOSING STREAK

8.....	11/22/75 to 1/17/76
	1/6/56 to 2/25/56
	1/12/50 to 2/28/50

LONGEST HOME WINLESS STREAK

12.....	11/5/16 to 2/25/17
8.....	11/22/75 to 1/17/76
	1/6/56 to 2/25/56
	1/12/50 to 2/28/50

LONGEST ROAD WINNING STREAK

12.....	10/15/88 to 12/15/88
11.....	11/9/84 to 2/9/85
10.....	10/10/97 to 12/28/97
	1/5/90 to 2/23/90

LONGEST ROAD UNBEATEN STREAK

13.....	12/26/98 to 2/26/99
12.....	10/15/88 to 12/15/88
	3/3/00 to 1/14/01
11.....	11/9/84 to 2/9/85



MISCELLANEOUS TEAM RECORDS

LONGEST ROAD LOSING STREAK

10.....	11/17/78 to 2/23/79
	12/2/55 to 12/1/56
	3/1/52 to 1/14/53
	2/3/50 to 1/27/51

LONGEST ROAD WINLESS STREAK

18.....	10/29/77 to 11/10/78
13.....	3/14/59 to 2/20/60
10.....	five times
	MR: 10/18/13 to 2/14/14

LONGEST CONFERENCE UNBEATEN STREAK

27.....	10/27/89 to 2/23/90
---------	---------------------

LONGEST CONFERENCE LOSING STREAK

6.....	12/9/16 to 1/14/17
5.....	12/12/15 to 1/16/16
	11/17/12 to 12/8/12
	1/19/13 to 2/8/13
4.....	1/13/18 to 2/2/18
	2/12/88 to 2/20/88
	1/19/91 to 2/1/91

MOST GOALS

277.....	1988-89
262.....	1984-85
251.....	1989-90
245.....	1985-86
241.....	1983-84

MOST ASSISTS

439.....	1988-89
433.....	1984-85
415.....	1989-90
406.....	1985-86
393.....	1983-84

MOST POINTS

716.....	1988-89
695.....	1984-85
666.....	1989-90
651.....	1985-86
634.....	1983-84

MOST GOALS PER GAME

5.95.....	1984-85
5.89.....	1988-89
5.69.....	1964-65
5.58.....	1989-90
5.45.....	1973-74

FEWEST GOALS PER GAME

1.63.....	2008-09
1.93.....	1950
2.06.....	2012-13
2.19.....	2013-14
2.22.....	2019-20

FEWEST GOALS AGAINST PER GAME

1.36.....	2000-01
1.52.....	1998-99
1.73.....	1997-98
1.78.....	2001-02
1.81.....	1999-2000

MOST GOALS AGAINST PER GAME

11.20.....	1950
5.97.....	1979-80
5.59.....	1950-51
5.58.....	1977-78
5.50.....	1951-52

LARGEST SCORING MARGIN

162.....	1984-85
127.....	1988-89
113.....	1989-90
112.....	1983-84
84.....	1985-86

MOST POWER-PLAY GOALS

91.....	1988-89
77.....	2000-01
74.....	1975-76
73.....	1973-74
72.....	1974-75

MOST SHORTHANDED GOALS

24.....	1983-84
21.....	1984-85
16.....	1986-87
14.....	1994-95
	1985-86

BEST POWER-PLAY PCT.
(since 1974-75)

.327.....	1975-76
.311.....	1988-89
.309.....	1974-75
.287.....	1986-87
.280.....	1984-85

BEST PENALTY-KILLING PCT.
(since 1974-75)

.920.....	1998-99
.911.....	2000-01
.905.....	2001-02
.902.....	1997-98
.876.....	1999-2000

MOST PENALTIES

524.....	1987-88
518.....	1986-87
503.....	1988-89
464.....	1985-86
446.....	1984-85

MOST PENALTY MINUTES

1,109.....	1988-89
1,100.....	1986-87
1,081.....	1987-88
968.....	1984-85
955.....	1985-86

MOST SAVES

1,555.....	1975-76
1,434.....	1974-75
1,362.....	1973-74
1,291.....	1976-77
1,278.....	1979-80

MOST SHUTOUTS

11.....	2000-01
9.....	1999-2000
8.....	2003-04
	2001-02
6.....	2014-15
	1997-98

MOST BLOCKED SHOTS
(SINCE 2005-06)

746.....	2008-09
683.....	2007-08
636.....	2013-14
626.....	2015-16
592.....	2012-13

MOST 20-GOAL SCORERS

7.....	1988-89
	(Rod Brind'Amour, Danton Cole, Shawn Heaphy, Kip Miller, Pat Murray, Bobby Reynolds and Peter White)

MOST GAME MISCONDUCT PENALTIES

12.....	1996-97
11.....	1990-91

MOST SHOOTOUTS

7.....	2013-14
6.....	2009-10
4.....	2015-16
	2008-09

MOST SHOOTOUT WINS

4.....	2013-14
3.....	2008-09

MOST SHOOTOUT LOSSES

4.....	2009-10
3.....	2013-14



MISCELLANEOUS RECORDS

TEAM RECORDS - SINGLE-GAME

Most Goals: 18 vs. Ohio State (Dec. 7, 1957)

Most Assists: 28 vs. Bowling Green (Feb. 8, 1985)

Most Points: 43 vs. Bowling Green (Feb. 8, 1985)

Most Penalties: 23, four times; most recent vs. Ferris State (Jan. 21, 1997)

Most Penalty Minutes: 108 vs. Western Michigan (Jan. 31, 1997)

74 vs. Ferris State (March 5, 1999)

Largest Margin of Victory: 18 vs. Ohio State (18-0; Dec. 7, 1957)

Most Game Misconduct Penalties: 6 vs. Western Michigan (Jan. 31, 1997)

6 vs. Michigan (Feb. 16, 1991)

Most Saves: 73 vs. Denver (Feb. 6, 1954)

Fewest Saves: 6 vs. Miami (Oct. 24, 1986)

Fewest Shots Allowed: 9 vs. Nebraska-Omaha (Dec. 4, 1998)

Most Blocked Shots: 41 vs. Massachusetts (Oct. 10, 2008)

TEAM RECORDS - PERIOD

Most Goals: 8 vs. Ohio State (Dec. 7, 1957; 3rd)

Most Assists: 14 vs. Ferris State (March 3, 1990; 2nd)

Most Points: 21 vs. Ferris State (March 3, 1990; 2nd)

Most Penalties: 14 three times; most recent: vs. Ferris State

(March 5, 1999; 3rd)

Most Penalty Minutes: 90 vs. Western Michigan (Jan. 31, 1997; OT)

Most Saves: 30 vs. North Dakota (Nov. 16, 1974; 1st)

Largest Margin of Goals: 8 vs. Ohio State (Dec. 7, 1957; 3rd)

TEAM RECORDS - SERIES

Most Goals: 26 vs. Ohio (Feb. 17-18, 1961)

Most Assists: 48 vs. Ohio (Feb. 17-18, 1961)

Most Points: 74 vs. Ohio (Feb. 17-18, 1961)

Most Penalties: 37 vs. Ohio State (Oct. 10-11, 1986)

Most Penalty Minutes: 91 vs. Ferris State (Dec. 15-16, 1988)

Most Saves: 123 vs. Denver (Feb. 5-6, 1954)

Largest Margin of Goals: 24 vs. Ohio (25-1; Dec. 4-5, 1964)

Fewest Shots Allowed: 24 vs. MSU, Mankato (Nov. 14-15, 1997)



Clockwise from top right: Jason Woolley, John-Michael Liles,
Steve Beadle, Tyler Hariton



MISCELLANEOUS OPPONENT RECORDS

OPPONENT TEAM RECORDS - SINGLE-GAME

Most Goals: 17, Michigan (March 10, 1950)
Most Assists: 23, U.S. Olympic Team (Oct. 29, 1975)
Most Points: 36, U.S. Olympic Team (Oct. 29, 1975)
Most Penalties: 27, Ohio State (Oct. 9, 1987)
Most Penalty Minutes: .. 97, Western Michigan (Jan. 31, 1997)
Most Saves: 72, Minnesota (March 14, 1976)
Fewest Saves, Game: 6, Michigan Tech (Jan. 14, 1961)
Largest Margin of Victory: 16, vs. Michigan
 (March 10, 1950; 17-1)
Largest Margin of Victory, Shutout: 11, Denver
 (Dec. 22, 1959; 11-0)
Most Game Misconduct Penalties: 6, Michigan
 (Feb. 16, 1991)

OPPONENT TEAM RECORDS - PERIOD

Most Goals: 9, North Dakota (Feb. 10, 1950; 3rd)
Most Assists: 11, Michigan (Feb. 28, 1952; 2nd)
Most Points: 19, North Dakota (Feb. 10, 1950; 3rd)
Most Penalties: 15, Michigan (March 1, 1974; 3rd)
Most Penalty Minutes: 75, Western Michigan
 (Jan. 31, 1997; OT)
Most Saves: 28, Ohio State (Feb. 4, 1989; 2nd)
Fewest Saves: 0, Michigan Tech
 (Jan. 14, 1961; 1st)
Most Saves, Overtime: 17, Minnesota
 (March 14, 1976)

OPPONENT TEAM RECORDS - SERIES

Most Goals: 26, North Dakota (Feb. 10-11, 1950)
Most Assists: 32, Notre Dame (Jan. 26-27, 1973)
Most Points: 53, Notre Dame (Jan. 26-27, 1973)
Most Penalties: 39, Ohio State (Oct. 9-10, 1987)
Most Saves: 117, Ohio (Jan. 6-7, 1961)
Largest Goal Margin: 22, North Dakota
 (Feb. 10-11, 1950)

INDIVIDUAL OPPONENT RECORDS

GOALS, GAME

5 Dick Scott, Colorado College (Dec. 22, 1956)
 Mark Taylor, North Dakota (Nov. 23, 1979)

GOALS, SERIES

8 Jim Ruhl, Michigan Tech (Jan. 12-13, 1950)

ASSISTS, GAME

6 Doug Smail, North Dakota (Oct. 29, 1977)

ASSISTS, SERIES

7 Doug Smail, North Dakota (Nov. 23-24, 1979)
 Jack Brownschidle, Notre Dame (Jan. 14-15, 1977)
 John Noble, Notre Dame (Jan. 26-27, 1973)

POINTS, GAME

7 Gary Butler, Michigan (March 7, 1964)
 George Hill, Michigan Tech (Feb. 22, 1964)
 Milton Johnson, North Dakota (Feb. 11, 1950)
 Milton Johnson, North Dakota (Feb. 10, 1950)

POINTS, SERIES

14 Milton Johnson, North Dakota (Feb. 10-11, 1950)

PENALTIES, GAME

6 Ron Rolston, Michigan Tech (Dec. 30, 1988)
 Mike Warus, Lake Superior (Dec. 6, 1985)
 Paul Fitzsimmons, Northeastern (Oct. 15, 1983)
 Gary Coons, Western Ontario (Nov. 3, 1973)
 Dick Paradise, Minnesota (Jan. 20, 1968)

PENALTIES, SERIES

8 Dick Paradise, Minnesota (Jan. 19-20, 1968)
 Bob Busse, Wisconsin (Dec. 11-12, 1964)

PENALTY MINUTES, GAME

22 Geoff Koch, Michigan (Jan. 29, 1999)
 Bryan Fuss, Lake Superior (Jan. 11, 1997)

SAVES, GAME

72 Jeff Tscherne, Minnesota (March 14, 1976)

SAVES, SERIES

117 Paul Gernick, Ohio (Jan. 6-7, 1961)

FEWEST SAVES, GAME

6 Bill Rowe, Michigan Tech (Jan. 14, 1961)

GOALS, PERIOD

4 George Morrison, Denver (Feb. 14, 1969; 1st)

ASSISTS, PERIOD

4 four times; most recent:
 Jack Brownschidle, Notre Dame (Jan. 15, 1977; 2nd)

POINTS, PERIOD

5 John Mayasich, Minnesota (Feb. 8, 1952; 2nd)
 Milton Johnson, North Dakota (Feb. 10, 1950; 3rd)
 4 Keith Christiansen, Minn.-Duluth (Jan. 27, 1967; 1st)
 Bruce McLeod, Minn.-Duluth (Jan. 27, 1967; 1st)

PENALTIES, PERIOD

6 Mike Warus, Lake Superior (Dec. 6, 1985; 2nd)

PENALTY MINUTES, PERIOD

22 Geoff Koch, Michigan (Jan. 29, 1999; 2nd)
 Bryan Fuss, Lake Superior (Jan. 11, 1997; 1st)

MOST SAVES, PERIOD

28 Roger Beedon, Ohio State (Feb. 4, 1989; 2nd)

FEWEST SAVES, PERIOD

0 Bill Rowe, Michigan Tech (Jan. 14, 1961; 1st)

SAVES, OVERTIME, PERIOD

17 Jeff Tscherne, Minnesota (March 14, 1976)



YEAR-BY-YEAR TEAM RECORDS

YEAR	TOTAL			CONF.	W-L-T	FINISH	GF	GA	COACH
	GP	W-L-T	PCT.						
1922	3	0-3-0	.000				2	17	No Coach
1923	6	2-4-0	.333				17	29	No Coach
1924					No team organized				
1925	1	0-1-0	.000				3	6	John Kobs
1926	4	0-4-0	.000				5	15	John Kobs
1927	4	1-3-0	.250				7	9	John Kobs
1928	6	3-3-0	.500				6	14	John Kobs
1929	7	3-3-1	.500				23	19	John Kobs
1930	5	1-4-0	.200				5	18	John Kobs
1931					All games canceled due to weather conditions				
1932-1949					Hockey suspended as varsity sport until 1950				
1950	14	0-14-0	.000				27	157	Harold Paulsen
1950-51	17	6-11-0	.353				65	95	Harold Paulsen
1951-52	20	7-13-0	.350	MCHL	3-9-0	6th of 7	72	110	Amo Bessone
1952-53	22	5-16-1	.250	MCHL	2-16-0	7th of 7	74	104	Amo Bessone
1953-54	23	8-14-1	.370	WIHL	4-13-1	6th of 7	92	81	Amo Bessone
1954-55	27	9-17-1	.352	WIHL	5-14-1	7th of 7	89	125	Amo Bessone
1955-56	23	5-18-0	.217	WIHL	1-17-0	7th of 7	55	96	Amo Bessone
1956-57	22	7-15-0	.318	WIHL	5-15-0	7th of 7	62	71	Amo Bessone
1957-58	23	12-11-0	.522	WIHL	9-11-0	5th of 7	98	73	Amo Bessone
1958-59	24	17-6-1	.729				115	64	Amo Bessone
1959-60	24	4-18-2	.208	WCHA	4-18-2	7th of 7	54	130	Amo Bessone
1960-61	27	11-16-0	.407	WCHA	5-15-0	6th of 7	121	115	Amo Bessone
1961-62	25	13-11-1	.540	WCHA	6-9-1	4th of 7	98	94	Amo Bessone
1962-63	23	11-12-0	.478	WCHA	6-10-0	T-5th of 7	90	108	Amo Bessone
1963-64	26	8-17-1	.327	WCHA	1-12-1	7th of 7	100	134	Amo Bessone
1964-65	29	17-12-0	.586	WCHA	7-7-0	4th of 7	165	118	Amo Bessone
1965-66	29	16-13-0	.552	WCHA	9-11-0	6th of 7	123	111	Amo Bessone
1966-67	32	16-15-1	.516	WCHA	8-11-1	5th of 8	119	121	Amo Bessone
1967-68	29	11-16-2	.414	WCHA	6-13-1	6th of 8	92	111	Amo Bessone
1968-69	28	11-16-1	.411	WCHA	7-10-1	6th of 8	78	91	Amo Bessone
1969-70	29	13-16-0	.448	WCHA	10-12-0	7th of 9	112	124	Amo Bessone
1970-71	31	19-12-0	.613	WCHA	12-10-0	4th of 9	152	124	Amo Bessone
1971-72	36	20-16-0	.556	WCHA	15-13-0	4th of 10	154	129	Amo Bessone
1972-73	36	23-12-1	.653	WCHA	16-9-1	4th of 10	194	149	Amo Bessone
1973-74	38	23-14-1	.618	WCHA	15-12-1	4th of 10	207	177	Amo Bessone
1974-75	40	22-17-1	.563	WCHA	19-12-1	5th of 10	191	173	Amo Bessone
1975-76	40	23-15-2	.600	WCHA	20-12-0	2nd of 10	193	176	Amo Bessone
1976-77	36	14-21-1	.403	WCHA	11-20-1	T-8th of 10	145	189	Amo Bessone
1977-78	36	7-27-2	.222	WCHA	7-23-2	10th of 10	130	201	Amo Bessone
1978-79	36	15-21-0	.417	WCHA	12-20-0	T-8th of 10	140	192	Amo Bessone
1979-80	38	14-24-0	.368	WCHA	12-16-0	8th of 10	158	227	Ron Mason
1980-81	36	12-22-2	.361	WCHA	7-20-1	10th of 10	116	144	Ron Mason
1981-82	42	26-14-2	.643	CCHA	21-10-1	2nd of 11	184	123	Ron Mason
1982-83	42	30-11-1	.726	CCHA	23-9-0	2nd of 12	187	115	Ron Mason



YEAR-BY-YEAR TEAM RECORDS

YEAR	GP	W-L-T	PCT.	CONF.	W-L-T	FINISH	GF	GA	COACH
1983-84	46	34-12-0	.739	CCHA	21-9-0	T-2nd of 11	241	129	Ron Mason
1984-85	44	38-6-0	.864	CCHA	27-5-0	1st of 9	262	100	Ron Mason
1985-86	45	34-9-2	.777	CCHA	23-7-2	1st of 9	245	161	Ron Mason
1986-87	45	33-10-2	.756	CCHA	23-8-1	2nd of 9	231	156	Ron Mason
1987-88	46	27-16-3	.620	CCHA	18-11-3	3rd of 9	222	173	Ron Mason
1988-89	47	37-9-1	.798	CCHA	25-6-1	1st of 9	277	150	Ron Mason
1989-90	45	35-7-3	.811	CCHA	26-3-3	1st of 9	251	138	Ron Mason
1990-91	40	17-18-5	.488	CCHA	14-13-5	5th of 9	155	130	Ron Mason
1991-92	44	26-10-8	.682	CCHA	18-7-7	3rd of 9	199	143	Ron Mason
1992-93	40	24-14-2	.625	CCHA	18-10-2	4th of 11	169	127	Ron Mason
1993-94	41	23-13-5	.622	CCHA	17-8-5	3rd of 11	155	123	Ron Mason
1994-95	40	25-12-3	.662	CCHA	17-7-3	3rd of 10	183	124	Ron Mason
1995-96	42	28-13-1	.679	CCHA	22-7-1	3rd of 11	154	129	Ron Mason
1996-97	40	23-13-4	.625	CCHA	16-7-4	3rd of 10	145	118	Ron Mason
1997-98	44	33-6-5	.807	CCHA	21-5-4	1st of 11	156	76	Ron Mason
1998-99	42	29-6-7	.774	CCHA	20-3-7	1st of 11	128	64	Ron Mason
1999-2000	42	27-11-4	.690	CCHA	18-8-2	2nd of 12	141	76	Ron Mason
2000-01	42	33-5-4	.833	CCHA	21-4-3	1st of 12	134	57	Ron Mason
2001-02	41	27-9-5	.719	CCHA	18-6-4	2nd of 12	129	73	Ron Mason
2002-03	39	23-14-2	.615	CCHA	17-10-1	4th of 12	154	118	Rick Comley
2003-04	42	23-17-2	.571	CCHA	17-9-2	3rd of 12	136	105	Rick Comley
2004-05	41	20-17-4	.537	CCHA	12-13-3	6th of 12	121	100	Rick Comley
2005-06	45	25-12-8	.644	CCHA	14-7-7	2nd of 12	138	103	Rick Comley
2006-07	42	26-13-3	.655	CCHA	15-10-3	4th of 12	137	102	Rick Comley
2007-08	42	25-12-5	.655	CCHA	19-6-3	3rd of 12	135	98	Rick Comley
2008-09	38	10-23-5	.329	CCHA	7-17-4	T-10th of 12	62	118	Rick Comley
2009-10	38	19-13-6	.579	CCHA	14-8-6	2nd of 12	115	97	Rick Comley
2010-11	38	15-19-4	.447	CCHA	11-15-2	10th of 11	98	107	Rick Comley
2011-12	39	19-16-4	.538	CCHA	14-11-3	5th of 11	111	103	Tom Anastos
2012-13	42	14-25-3	.369	CCHA	9-18-1	11th of 11	87	115	Tom Anastos
2013-14	36	11-18-7	.403	B1G	5-9-6	5th of 6	79	93	Tom Anastos
2014-15	35	17-16-2	.514	B1G	11-7-2	2nd of 6	83	80	Tom Anastos
2015-16	37	10-23-4	.324	B1G	6-12-2	5th of 6	93	124	Tom Anastos
2016-17	35	7-24-4	.257	B1G	3-14-3	6th of 6	84	134	Tom Anastos
2017-18	36	12-22-2	.361	B1G	6-16-2	7th of 7	91	117	Danton Cole
2018-19	36	12-19-5	.403	B1G	8-12-4	7th of 7	99	122	Danton Cole
2019-20	36	15-19-2	.444	B1G	11-11-2	6th of 7	80	88	Danton Cole

79 Years 2,552 GP 1,321-1,069-162 (.549)

9,600 GF 8,653 GA



YEAR-BY-YEAR TEAM LEADERS

YEAR	GOALS	ASSISTS	POINTS	PENALTIES
1949-50	6, Don Kauppi, Bill McCormick	7, Bob Gorman	11, Don Kauppi	10, Jim Doyle
1950-51	11, Bill McCormick	9, C. Bristol, n D. Lord, B. Revou	18, Bill McCormick	16, Dick Lord
1951-52	13, Weldie Olson	18, Jack Mayes	29, Jack Mayes	28, Dick Lord
1952-53	18, Weldie Olson	18, Steve Raz	30, Jack Mayes	29, Dick Lord
1953-54	19, Weldie Olson	22, Weldie Olson	41, Weldie Olson	31, Derio Nicoli
1954-55	21, Weldie Olson	28, Jim Ward	43, Jim Ward	26, Derio Nicoli
1955-56	15, Gene Grazia, Ross Parke	21, Ross Parke	36, Ross Parke	20, Butch Miller
1956-57	12, Ross Parke	13, Ross Parke	25, Ross Parke	29, Ed Pollesel
1957-58	19, Ross Parke	23, Joe Polano	36, Ross Parke	22, Ed Pollesel
1958-59	23, Terry Moroney	26, Dick Hamilton	41, Joe Polano	33, Ed Pollesel
1959-60	8, Jack Roberts	8, Andre LaCoste	14, Jack Roberts	20, Mel Christofferson
1960-61	17, Art Thomas	28, Real Turcotte	43, Real Turcotte	25, Marty Quirk
1961-62	20, Claude Fournel	25, Real Turcotte	35, Claude Fournel	22, Jim Jacobson
1962-63	15, Bob Doyle, Dick Johnstone	14, Dick Johnstone	29, Dick Johnstone	30, Jim Jacobson
1963-64	21, Doug Roberts	25, Mac Orme	40, Mac Orme	30, Jim Jacobson
1964-65	29, Mike Jacobson	33, Doug Roberts	61, Doug Roberts	28, Bob Brawley
1965-66	26, Doug Volmar	28, Doug Volmar	54, Doug Volmar	27, T. Purdo, D.Volmar
1966-67	21, Tom Mikkola, Doug Volmar	25, Sandy McAndrew, Tom Mikkola	46, Tom Mikkola	38, Doug Volmar
1967-68	16, Nino Cristofoli	19, Ken Anstey	30, Ken Anstey	27, Doug French
1968-69	13, Ken Anstey, Bill Watt	20, Ken Anstey	33, Ken Anstey	21, Bill Watt
1969-70	14, Gilles Gagnon, Don Thompson	18, Don Thompson	32, Don Thompson	29, Bill Watt
1970-71	27, Gilles Gagnon	38, Don Thompson	57, Don Thompson	40, Bob Boyd
1971-72	32, Don Thompson	35, Don Thompson	67, Don Thompson	37, Rick Olson
1972-73	35, Steve Colp	41, Bob Boyd	60, Steve Colp	50, Bob Boyd
1973-74	43, Steve Colp	56, Norm Barnes	97, Steve Colp	52, Norm Barnes
1974-75	38, Tom Ross	59, Tom Ross	97, Tom Ross	42, John Sturges
1975-76	51, Tom Ross	54, Tom Ross, Steve Colp	105, Tom Ross	36, John Sturges
1976-77	22, Russ Welch	25, Jim Cunningham	44, Russ Welch	51, Ron Heaslip
1977-78	18, Leo Lynett	23, Russ Welch	39, Russ Welch	39, Jeff Barr
1978-79	20, Joe Omiccioli	30, Russ Welch	46, Russ Welch	25, Conrad Wiggan
1979-80	27, Leo Lynett	37, Russ Welch	61, Leo Lynett	44, Ken Leiter
1980-81	18, Mark Hamway	17, Gary Haight	33, Mark Hamway	32, Gary Haight
1981-82	34, Mark Hamway	51, Newell Brown	73, Newell Brown	33, Newell Brown
1982-83	30, Mark Hamway	29, Newell Brown, Mark Hamway	59, Mark Hamway	31, Newell Brown
1983-84	28, Kelly Miller	43, Craig Simpson	57, Craig Simpson	43, Harvey Smyl
1984-85	31, Craig Simpson	53, Craig Simpson	84, Craig Simpson	42, H. Smyl, K. Miller
1985-86	59, Mike Donnelly	52, Kevin Miller	97, Mike Donnelly	52, K. Miller, B. Shickly
1986-87	44, Mitch Messier	56, Kevin Miller	92, Mitch Messier	52, Bruce Rendall
1987-88	42, Bobby Reynolds	37, Steve Beadle	67, Bobby Reynolds	62, Jeff Harding
1988-89	36, Bobby Reynolds	45, Kip Miller	77, Bobby Reynolds, Kip Miller	52, Don Gibson
1989-90	48, Kip Miller	60, Pat Murray	101, Kip Miller	71, Don Gibson
1990-91	30, Shawn Heaphy	44, Jason Woolley	59, Jason Woolley	37, Jim Cummins
1991-92	44, Dwayne Norris	51, Peter White	83, Dwayne Norris	37, Nicholas Perreault
1992-93	31, Bryan Smolinski	37, Bryan Smolinski	68, Bryan Smolinski	45, Nicholas Perreault
1993-94	30, Anson Carter	46, Steve Guolla	69, Steve Guolla	50, Nicholas Perreault
1994-95	34, Anson Carter	36, Rem Murray	56, Rem Murray	36, Tony Tuzzolino
1995-96	23, Anson Carter	27, Mike York	43, Anson Carter	52, Tony Tuzzolino
1996-97	24, Mike Watt	29, Mike York	47, Mike York	49, Mike Watt
1997-98	36, Sean Berens	34, Mike York	61, Mike York	36, Chris Bogas
1998-99	22, Mike York	32, Mike York	54, Mike York	37, Sean Patchell
1999-2000	26, Adam Hall	51, Shawn Horcoff	65, Shawn Horcoff	34, Brian Maloney
2000-01	20, John Nail	26, Rustyn Dolyny	39, Rustyn Dolyny	31, Brian Maloney
2001-02	19, Adam Hall	22, John-Michael Liles	35, John-Michael Liles	34, Brian Maloney
2002-03	19, Brian Maloney	35, Brad Fast	50, John-Michael Liles	24, Brian Maloney
2003-04	22, Mike Lalonde	29, Jim Slater	48, Jim Slater	30, Brock Radunske
2004-05	20, Colton Fretter	32, Jim Slater	48, Jim Slater	31, Corey Potter
2005-06	18, Drew Miller	25, Drew Miller	43, Drew Miller	36, Justin Abdelkader
2006-07	23, Bryan Lerg	25, Tim Kennedy	43, Tim Kennedy	40, Justin Abdelkader
2007-08	20, Tim Kennedy, Bryan Lerg	23, Tim Crowder, Tim Kennedy	43, Tim Kennedy	44, Justin Abdelkader
2008-09	14, Matt Schepke	12, Jeff Petry	24, Matt Schepke	35, Brandon Gentile
2009-10	20, Corey Tropp	25, Jeff Petry	42, Corey Tropp	28, Torey Krug
2010-11	18, Brett Perlini	25, Derek Grant	33, Derek Grant	28, Torey Krug
2011-12	12, Torey Krug	22, Torey Krug	34, Torey Krug	22, Jake Chelios
2012-13	15, Matt Berry	16, Matt Berry	31, Matt Berry	30, Jake Chelios
2013-14	13, Greg Wolfe	19, Jake Chelios	31, Greg Wolfe	19, Rhett Holland
2014-15	12, Matt Berry, Michael Ferrantino	17, Matt Berry	29, Matt Berry	16, Travis Walsh
2015-16	14, Mackenzie MacEachern	17, Mason Appleton	30, Mackenzie MacEachern	22, Rhett Holland
2016-17	12, Mason Appleton	19, Mason Appleton	31, Mason Appleton	23, Rhett Holland
2017-18	19, Mitchell Lewandowski	30, Taro Hirose	42, Taro Hirose	16, Patrick Khodorenko/Jerad Rosburg
2018-19	18, Patrick Khodorenko	35, Taro Hirose	50, Taro Hirose	17, Brennan Sanford
2019-20	16, Patrick Khodorenko	17, Patrick Khodorenko	33, Patrick Khodorenko	21, Christian Krygier

MSU single-season highs in bold italics



YEAR-BY-YEAR TEAM LEADERS

YEAR	PENALTY MINUTES	GOALIE SAVES	GOALS-AGAINST AVERAGE	SAVE PERCENTAGE
1949-50	20, Jim Doyle	453, Del Reid	11.20, Del Reid (10 GP)	
1950-51	48, Dick Lord	484, Del Reid	5.80, Del Reid (15 GP)	
1951-52	59, Dick Lord	373, Del Reid	5.73, Del Reid (15 GP)	
1952-53	60, Derio Nicoli	409, Gerald Bergin	5.28, Gerald Bergin (14 GP)	
1953-54	65, Derio Nicoli	597, Ed Schiller	3.73, Ed Schiller (16 GP)	
1954-55	73, Derio Nicoli	728, Ed Schiller	4.58, Ed Schiller (24 GP)	
1955-56	56, Butch Miller	772, Ed Schiller	4.28, Ed Schiller (21 GP)	
1956-57	63, Ed Pollesel	525, Joe Selinger	3.40, Joe Selinger (20 GP)	
1957-58	50, Fred DeVuono	678, Joe Selinger	3.27, Joe Selinger (23 GP)	
1958-59	70, Ed Pollesel	770, Joe Selinger	2.67, Joe Selinger (24 GP)	
1959-60	48, Ed Ozybk	790, Eldon VanSpybrook	5.42, Eldon VanSpybrook (24 GP)	
1960-61	50, Marty Quirk	439, John Chandik	3.53, John Chandik (15 GP)	
1961-62	44, Jim Jacobson	721, John Chandik	3.79, John Chandik (25 GP)	.891, John Chandik
1962-63	79, Jim Jacobson	699, John Chandik	4.30, John Chandik (21 GP)	.884, John Chandik
1963-64	79, Jim Jacobson	560, Harry Woolf	4.33, Harry Woolf (20 GP)	.872, Harry Woolf
1964-65	59, Bob Brawley	517, Jerry Fisher	2.54, Alex Terpay (11 GP)	.866, Jerry Fisher
1965-66	57, Tom Purdo	521, Gaye Cooley	3.11, Gaye Cooley (18 GP)	.903, Gaye Cooley
1966-67	100, Doug Volmar	823, Gaye Cooley	4.00, Gaye Cooley (24 GP)	.897, Gaye Cooley
1967-68	56, Dick Bois	564, Bob Johnson	3.40, Rick Duffett (13 GP)	.910, Rick Duffett
1968-69	45, Bill Watt	456, Rick Duffett	2.74, Rick Duffett (16 GP)	.916, Rick Duffett
1969-70	72, Bill Watt	715, Rick Duffett	4.10, Rick Duffett (24 GP)	.881, Rick Duffett
1970-71	88, Bob Boyd	766, Jim Watt	4.08, Jim Watt (25 GP)	.884, Jim Watt
1971-72	85, Rick Olson	1,116, Jim Watt	3.55, Jim Watt (36 GP)	.897, Jim Watt
1972-73	124, Bob Boyd	867, Ron Clark	3.96, Ron Clark (28 GP)	.887, Ron Clark
1973-74	107, Norm Barnes	989, Gary Carr	4.43, Gary Carr (28 GP)	.889, Gary Carr
1974-75	93, John Sturges	1,400, Ron Clark	4.31, Ron Clark (39 GP)	.893, Ron Clark
1975-76	80, John Sturges	1,410, Dave Versical	4.32, Dave Versical (38 GP)	.898, Dave Versical
1976-77	134, Ron Heaslip	941, Dave Versical	5.43, Dave Versical (26 GP)	.872, Dave Versical
1977-78	85, Jeff Barr	757, Dave Versical	5.64, Mark Mazzoleni (14 GP)	.859, Mark Mazzoleni
1978-79	68, Ted Huesing	853, Mark Mazzoleni	5.07, Doug Belland (18 GP)	.865, Doug Belland
1979-80	96, Ken Leiter	763, Mark Mazzoleni	5.81, Mark Mazzoleni (23 GP)	.853, Mark Mazzoleni
1980-81	64, Gary Haight	1,003, Ron Scott	3.89, Ron Scott (40 GP)	.891, Ron Scott
1981-82	75, Gary Haight	992, Ron Scott	2.85, Ron Scott (39 GP)	.901, Ron Scott
1982-83	70, Newell Brown	899, Ron Scott	2.64, Ron Scott (40 GP)	.899, Ron Scott
1983-84	92, Harvey Smyl	734, Norm Foster	2.74, Norm Foster (32 GP)	.898, Norm Foster
1984-85	100, Harvey Smyl	508, Norm Foster	1.64, Bob Essensa (23 GP)	.921, Bob Essensa
1985-86	112, Kevin Miller	623, Norm Foster	3.33, Bob Essensa (23 GP)	.881, Bob Essensa
1986-87	113, Bruce Rendall	545, Norm Foster	2.78, Bob Essensa (25 GP)	.884, Bob Essensa
1987-88	129, Jeff Harding	775, Jason Muzzatti	3.41, Jason Muzzatti (33 GP)	.877, Jason Muzzatti
1988-89	107, Don Gibson	898, Jason Muzzatti	3.03, Jason Muzzatti (42 GP)	.876, Jason Muzzatti
1989-90	167, Don Gibson	795, Jason Muzzatti	2.73, Mike Gilmore (12 GP)	.889, Jason Muzzatti
1990-91	110, Jim Cummins	492, Mike Gilmore	2.66, Mike Gilmore (22 GP)	.901, Mike Gilmore
1991-92	85, Joby Messier	736, Mike Gilmore	3.07, Mike Gilmore (36 GP)	.877, Mike Gilmore
1992-93	91, Bryan Smolinski	877, Mike Buzak	2.93, Mike Buzak (38 GP)	.896, Mike Buzak
1993-94	109, Nicolas Perreault	964, Mike Buzak	2.72, Mike Buzak (39 GP)	.903, Mike Buzak
1994-95	81, Tony Tuzzolino	856, Mike Buzak	2.73, Chad Alban (13 GP)	.901, Mike Buzak
1995-96	120, Tony Tuzzolino	822, Chad Alban	3.07, Chad Alban (40 GP)	.876, Chad Alban
1996-97	120, Tony Tuzzolino	869, Chad Alban	2.72, Chad Alban (39 GP)	.894, Chad Alban
1997-98	75, Chris Bogas	798, Chad Alban	1.57, Chad Alban (40 GP)	.926, Chad Alban
1998-99	86, Chris Bogas	667, Joe Blackburn	1.55, Joe Blackburn (33 GP)	.928, Joe Blackburn
1999-2000	87, Brian Maloney	537, Ryan Miller	1.53, Ryan Miller (26 GP)	.932, Ryan Miller
2000-01	86, Brian Maloney	1,024, Ryan Miller	1.32, Ryan Miller (40 GP)	.950, Ryan Miller
2001-02	71, Brian Maloney	1,039, Ryan Miller	1.77, Ryan Miller (40 GP)	.936, Ryan Miller
2002-03	53, David Booth	914, Matt Migliaccio	2.59, Matt Migliaccio (35 GP)	.914, Matt Migliaccio
2003-04	60, Brock Radunski	610, Dominic Vicari	2.31, Dominic Vicari (29 GP)	.916, Dominic Vicari
2004-05	73, Corey Potter	1,027, Dominic Vicari	2.30, Dominic Vicari (38 GP)	.923, Dominic Vicari
2005-06	117, Corey Potter	778, Jeff Lerg	1.96, Jeff Lerg (31 GP)	.928, Jeff Lerg
2006-07	91, Justin Abdelkader	1,042, Jeff Lerg	2.41, Jeff Lerg (42 GP)	.913, Jeff Lerg
2007-08	107, Justin Abdelkader	1,136, Jeff Lerg	2.22, Jeff Lerg (41 GP)	.926, Jeff Lerg
2008-09	81, Brandon Gentile	1,040, Jeff Lerg	2.94, Jeff Lerg (32 GP)	.917, Jeff Lerg
2009-10	67, Torey Krug	798, Drew Palmisano	2.44, Drew Palmisano	.917, Drew Palmisano
2010-11	59, Torey Krug	709, Drew Palmisano	2.11, Will Yanakeff (14 GP)	.927, Will Yanakeff
2011-12	51, Torey Krug	672, Will Yanakeff	2.50, Will Yanakeff (23 GP)	.922, Will Yanakeff
2012-13	79, Jake Chelios	845, Jake Hildebrand	2.35, Jake Hildebrand (29 GP)	.929, Jake Hildebrand
2013-14	49, Rhett Holland	929, Jake Hildebrand	2.44, Jake Hildebrand (32 GP)	.923, Jake Hildebrand
2014-15	33, Brent Darnell	1,006, Jake Hildebrand	2.18, Jake Hildebrand (35 GP)	.930, Jake Hildebrand
2015-16	55, Rhett Holland	1,046, Jake Hildebrand	3.12, Jake Hildebrand (37 GP)	.904, Jake Hildebrand
2016-17	57, Rhett Holland	637, Ed Minney	3.58, John Lethemon (14 GP)	.883, Ed Minney
2017-18	54, Jerad Rosburg	805, John Lethemon	2.88, John Lethemon (34 GP)	.903, John Lethemon
2018-19	42, Tommy Apap/Brennan Sanford	602, John Lethemon	3.23, Drew DeRidder (17 GP)	.906, Drew DeRidder
2019-20	50, Christian Krygier	993, John Lethemon	2.13, John Lethemon (33 GP)	.935, John Lethemon

MSU single season highs in bold italics



YEAR-BY-YEAR TEAM RESULTS

1922

No Coach Overall: 0-3-0

Jan. 11	Michigan	L	1-5
Jan. 18	NOTRE DAME	L	1-3
Jan. 23	MICHIGAN	L	0-9

1923

No Coach Overall: 2-4-0

Jan. 11	Michigan	L	1-5
Jan. 18	NOTRE DAME	L	1-3
Jan. 26	Notre Dame	L	0-11
Feb. 11	LANSING INDEP.	W	6-0
Feb. 17	Michigan	L	0-9
Feb. 25	LANSING INDEP.	W	9-1

1924

No team organized

JOHN H. KOBBS

1925-30 (six seasons)**8-18-1 (.315)**

Although popularly known for his long-time duties in the dugout for Michigan State's baseball team, John Kobbs also served six seasons behind the bench as MSU's first hockey coach. Compiling an 8-18-1 record, Kobbs's best year came in 1928 when the Spartans went 3-3-0. At one time, he had coaching duties in four sports: baseball,

basketball, hockey and freshmen football. Kobbs died in 1968 at age 69. He was inducted into the MSU Athletics Hall of Fame in 1993.

1925

Overall: 0-1-0

Jan. 24	MICHIGAN	L	3-6
---------	----------	---	-----

1926

Overall: 0-4-0

Jan. 23	Michigan	L	0-4
Feb. 5	MICHIGAN	L	1-4
Feb. 10	BATTLE CREEK — FISHER BODY	L	4-5
Feb. 19	MINNESOTA	L	0-2

1927

Overall: 1-3-0

Jan. 15	NOTRE DAME	L	1-3
Feb. 5	Michigan	W	5-2
Feb. 12	MICHIGAN	L	0-2
Feb. 14	Michigan	L	1-2

1928

Overall: 3-3-0

Jan. 25	BATTLE CREEK INDEP.	W	1-0
Jan. 28	BATTLE CREEK INDEP.	W	1-0
Feb. 1	MICHIGAN	W	2-1
Feb. 2	MARQUETTE	L	1-5
Feb. 7	Michigan	L	1-3
Feb. 15	Michigan Tech	L	0-5

1929

Overall: 3-3-1

Jan. 12	Battle Creek — Civic Club	L	0-1
Jan. 14	Michigan	L	1-9
Feb. 26	Battle Creek — Ralph's Sport Shop	T	2-0T
Feb. 2	DETROIT	W	0-0
Feb. 5	BATTLE CREEK — CIVIC CLUB	W	4-1
Feb. 9	MICHIGAN	L	2-8
Feb. 15	DETROIT	W	8-0

1930

Overall: 1-4-0

Jan. 23	Detroit	L	1-2
Jan. 25	MICHIGAN	L	0-7
Feb. 1	BATTLE CREEK — RALPH'S SPORT SHOP	L	1-2
Feb. 6	DETROIT	W	2-0
Feb. 6	Michigan	L	1-7

1931

All games canceled due to weather conditions.

1932-1949

Hockey suspended as a varsity sport.

HAROLD PAULSEN

1950-51 (two seasons)**6-25-0 (.194)**

Harold Paulsen took the reigns of the hockey program after a 19-year layoff without a varsity team. His first of two seasons sported a 0-14-0 record, giving up 157 goals while only scoring 27. But his second season, the final season State was without a conference, showed vast improvement, finishing with a 6-11-0 record and a difference of only minus-30

in goal differential. Remembered as one of the greatest players in college hockey, Paulsen was an All-American at Minnesota from 1939 through 1941.

1950

Overall: 0-14-0

Jan. 12	MICHIGAN TECH	L	2-6
Jan. 13	MICHIGAN TECH	L	2-15
Jan. 20	MINNESOTA	L	2-8
Jan. 21	MINNESOTA	L	1-11
Feb. 3	Michigan Tech	L	3-13
Feb. 4	Michigan Tech	L	0-10
Feb. 10	NORTH DAKOTA	L	1-14
Feb. 11	NORTH DAKOTA	L	3-12
Feb. 17	Minnesota	L	1-12
Feb. 18	Minnesota	L	0-8
Feb. 22	MICHIGAN	L	4-10
Feb. 28	WESTERN ONTARIO	L	5-9
Mar. 2	Western Ontario	L	2-12
Mar. 10	Michigan	L	1-17

Player	G	A	P
Don Kauppi	5	5	10
Neil Bristol	4	4	8
Bill McCormick	6	1	7
Bill Blair	4	2	6
Bob Finneran	1	4	5
Bob Gorman	2	2	4
Harley Hotchkiss	1	3	4
Bill Calvert	0	4	4
MICHIGAN STATE	23	27	50

1950-51

Overall: 6-11-0

Dec. 1	ONTARIO AG. COLL.	W	9-5
Dec. 2	ONTARIO AG. COLL.	W	12-3
Jan. 4	North Dakota	L	4-5
Jan. 5	North Dakota	L	3-7
Jan. 10	MSU FRESHMEN (Exh.)	T	0-0
Jan. 12	ONTARIO AG. COLL.	W	3-1

Jan. 26	Minnesota	L	3-9
Jan. 27	Minnesota	L	2-6
Feb. 2	Michigan Tech	W	4-3
Feb. 3	Michigan Tech	L	2-4
Feb. 9	MINNESOTA	L	3-7
Feb. 10	MINNESOTA	L	1-7
Feb. 15	MICHIGAN TECH	W	3-2
Feb. 16	MICHIGAN TECH	W	5-3
Feb. 21	MICHIGAN	L	1-10
Feb. 27	DENVER	L	2-7
Feb. 28	DENVER	L	2-7
Mar. 3	Michigan	L	6-9

Player	G	A	P	PIM
Bill McCormick	12	7	19	4
Dick Lord	8	9	17	28
Conrad Buck	10	5	15	14
Bill Blair	7	8	15	14
Bob Revou	5	9	14	2
Neil Bristol	4	9	13	10
Dick Northey	4	7	11	22
Ray Brooks	3	6	9	20
Bob Gorman	4	3	7	8
Jim Doyle	2	5	7	20
George Bolton	3	2	5	6
Bob Hansen	3	1	4	4
Bill Finneran	0	2	2	10
Joe Saurez	0	2	2	6
Al Maki	0	1	1	0
Bill Calvert	0	1	1	0
Gus Carlson	0	0	0	10
MICHIGAN STATE	65	77	142	178

AMO BESSONE

1951-79 (28 seasons)**367-427-20 (.463)**

Amo Bessone still ranks as the longest running hockey coach in Michigan State history, guiding the Spartans for 28 seasons. During his first tenure in 1951-52, his team tallied a win in his very first contest, defeating Ontario Agricultural College, 8-2, and also participated in conference play for the first time (MCHL).

The 1957-58 season began to set the stage for the program in becoming one of the top schools in the nation. En route to completing its first winning season at 12-11, MSU tallied a school-record 18 goals against Ohio State. A year later, the Spartans would advance to their first NCAA tournament, bowing out to North Dakota, 4-3 in overtime, of the championship game. Seven years later, Bessone led Michigan State to its first national title with a 6-1 win over Clarkson, March 19, 1966, and was named Coach of the Year. In his final game with MSU, Bessone captured his 367th win of his career with a 5-3 victory over Michigan. Three former Olympians, Weldon Olson, Gene Grazia and Doug Volmar, were tutored by Bessone.

1951-52

Overall: 7-13-0 MCHL: 3-9-0 (6th)

Nov. 29	ONTARIO AG. COLL.	W	8-2
Nov. 30	ONTARIO AG. COLL.	W	7-4
Dec. 5	MICHIGAN	L	1-11
Jan. 7	Denver	L	2-8
Jan. 8	Denver	L	4-7
Jan. 11	NORTH DAKOTA	L	2-7
Jan. 12	NORTH DAKOTA	W	4-3
Jan. 16	Michigan	L	1-7
Jan. 25	MICHIGAN TECH	W	9-4
Jan. 26	MICHIGAN TECH	W	6-4
Feb. 8	Minnesota	L	2-9
Feb. 9	Minnesota	L	4-6
Feb. 12	COLORADO COLLEGE	L	0-3
Feb. 13	COLORADO COLLEGE	L	3-6
Feb. 15	Michigan Tech	W	5-3
Feb. 16	Michigan Tech	W	3-2
Feb. 22	MINNESOTA	L	4-5
Feb. 23	MINNESOTA	L	3-5



YEAR-BY-YEAR TEAM RESULTS

Feb. 29	MICHIGAN	L	2-8
Mar. 1	Michigan #	L	2-6
# Non-League game			

Player	GP	G	A	P	PIM
Jack Mayes	20	11	18	29	22
Weldon Olson	20	13	6	19	8
Hal Passerini	17	8	5	13	33
Bill McCormick	20	5	5	13	16
Gordon King	19	5	7	12	6
Steve Raz	18	5	6	11	27
John Thomas	19	2	7	9	10
Derio Nicoli	20	2	5	7	49
Dick Lord	20	3	2	5	59
John Sibbald	12	3	2	5	2
Bob Barry	17	2	3	5	8
Ray Brooks	20	0	5	5	0
Dick Northey	20	1	3	4	2
Bob Revou	20	3	0	3	0
Conrad Buck	20	2	1	3	8
Others	4	3	7	2	
MICHIGAN STATE	20	72	78	150	252

1952-53

Overall: 5-16-1 MCHL: 2-16-0 (7th)

Dec. 5	ST. LAWRENCE	W	3-2
Dec. 12	TORONTO	T OT	6-6
Dec. 26	North Dakota	L	4-5
Dec. 27	North Dakota	L OT	4-5
Dec. 30	Denver	L OT	1-2
Dec. 31	Denver	L	4-5
Jan. 2	Colorado College	L	4-6
Jan. 3	Colorado College	L	3-5
Jan. 7	MICHIGAN	L	0-6
Jan. 9	Minnesota	L	1-3
Jan. 10	Minnesota	L	0-5
Jan. 14	Michigan	L	2-10
Jan. 22	ONTARIO AG. COLL.	W	13-1
Jan. 23	ONTARIO AG. COLL.	W	7-1
Feb. 6	Michigan Tech	W	2-1
Feb. 7	Michigan Tech	L	2-5
Feb. 11	Michigan	L	0-4
Feb. 20	MICHIGAN TECH	W OT	6-5
Feb. 21	MICHIGAN TECH	L	3-5
Mar. 4	MICHIGAN	L	4-8
Mar. 6	MINNESOTA	L	3-7
Mar. 7	MINNESOTA	L	2-7

Player	G	A	P
Jack Mayes	15	12	27
Weldon Olson	16	9	25
Jim Ward	7	11	18
Steve Raz	4	11	15
Dick Lord	7	6	13
Ray Brooks	5	8	13
Bob Revou	3	6	9
Gordon King	2	7	9
Derio Nicoli	3	3	6
John Gipp	2	4	6
George Bolton	3	2	5
Dick Northey	2	3	5
John Thomas	2	2	4
Henry Campanini	0	3	3
Dick Sylvia	0	1	1
MICHIGAN STATE	71	88	159

1953-54

Overall: 8-14-1 WIHL: 4-13-1 (6th)

Nov. 27	St. Lawrence	L	3-5
Nov. 28	Clarkson	W	9-1
Nov. 30	St. Lawrence	W	5-1
Dec. 4	ONTARIO AG. COLL.	W	13-4
Dec. 5	ONTARIO AG. COLL.	W	6-1
Dec. 15	DETROIT RED WINGS (Exh.)	L	4-15
Jan. 8	MICHIGAN	L	4-7
Jan. 9	Michigan	L	1-3
Jan. 22	Minnesota	L	4-5
Jan. 23	Minnesota	L	3-8
Jan. 29	MINNESOTA	L	2-7
Jan. 30	MINNESOTA	L	3-5
Feb. 5	DENVER	L OT	2-3
Feb. 6	DENVER	L	4-5
Feb. 9	COLORADO COLLEGE	L OT	2-3

Feb. 10	COLORADO COLLEGE	W	8-4
Feb. 19	MICHIGAN	T OT	0-0
Feb. 20	Michigan	L	2-3
Feb. 26	Michigan Tech	W	4-1
Feb. 27	Michigan Tech	L	1-2
Mar. 5	NORTH DAKOTA	L	5-6
Mar. 6	NORTH DAKOTA	W OT	2-1
Mar. 8	MICHIGAN TECH	L	3-5
Mar. 9	MICHIGAN TECH	W	6-1

Player	G	A	P	PIM
Weldon Olson	21	19	40	23
Gordon King	14	11	25	16
Derio Nicoli	7	17	24	60
Jim Ward	13	10	23	31
John Gipp	5	12	17	25
Jack Mayes	9	6	15	4
John Thomas	4	9	13	30
Charlie Waks	3	10	13	6
Dave Hendrickson	6	3	9	2
Steve Raz	3	4	7	16
Joe Sauve	2	5	7	34
John Polomsky	2	2	4	8
Bert Pomerleau	2	1	3	2
Henry Campanini	0	3	3	17
Ed Werner	1	1	2	12
Larry Cooper	0	1	1	0
Karl Jackson	0	1	1	0
MICHIGAN STATE	92	115	207	286

1954-55

Overall: 9-17-1 WIHL: 5-14-1 (7th)

Nov. 6	Rensselaer	L	0-3
Nov. 17	Detroit Red Wings (Exh.)	L	3-13
Nov. 27	Clarkson	L	5-10
Nov. 29	St. Lawrence	W	5-4
Dec. 3	NORTH DAKOTA	W	6-2
Dec. 4	NORTH DAKOTA	L	3-4
Dec. 17	Denver	L	3-8
Dec. 18	Denver	W	5-4
Dec. 21	Colorado College	L	4-5
Dec. 22	Colorado College	W	4-2
Dec. 31	MICHIGAN TECH	L	1-5
Jan. 1	MICHIGAN TECH	W	5-3
Jan. 7	MICHIGAN	L	0-7
Jan. 8	Michigan	L	1-3
Jan. 21	Michigan Tech	L	4-9
Jan. 22	Michigan Tech	L	2-5
Jan. 28	WESTERN ONTARIO	L	1-8
Jan. 29	WESTERN ONTARIO	W	4-2
Feb. 4	Minnesota	L	0-7
Feb. 5	Minnesota	L	2-3
Feb. 11	MICHIGAN	L	4-7
Feb. 12	Michigan	L	3-4
Feb. 18	North Dakota	L OT	2-3
Feb. 19	North Dakota	W	2-1
Feb. 25	MINNESOTA	T OT	5-5
Feb. 26	MINNESOTA	L	6-7
Mar. 4	ONTARIO AG. COLL.	W	9-2
Mar. 5	ONTARIO AG. COLL.	W	3-2

Player	G	A	P	PIM
Jim Ward	15	28	43	20
Weldon Olson	21	20	41	26
Jack Mayes	9	12	21	26
Derio Nicoli	9	11	20	73
Steve Raz	8	7	15	19
Gordon King	7	5	12	16
John Gipp	3	5	8	26
Bert Pomerleau	5	2	7	4
John Polomsky	4	2	6	38
Dave Hendrickson	3	3	6	12
Larry Cooper	0	4	4	6
Joe Sauve	1	2	3	44
Henry Campanini	1	2	3	9
Gene Grazia	2	0	2	4
Karl Jackson	2	0	2	2
Stan DuBois	1	1	2	2
Ed Werner	0	1	1	8
MICHIGAN STATE	89	107	196	370

1955-56

Overall: 5-18-0 WIHL: 1-17-0 (7th)

Nov. 24	St. Lawrence	W	2-0
Nov. 25	Clarkson	L	1-6
Nov. 26	Middlebury ^	W	6-2
Dec. 2	North Dakota	L	1-3
Dec. 3	North Dakota	L	4-5
Dec. 16	DENVER	L	1-7
Dec. 17	DENVER	W	4-3
Dec. 22	Minnesota	L	1-7
Dec. 23	Minnesota	L	3-4
Jan. 6	MICHIGAN	L	2-5
Jan. 7	Michigan	L	1-3
Jan. 17	Detroit Red Wings (Exh.)	L	3-9
Jan. 20	MICHIGAN	L OT	2-3
Jan. 21	Michigan	L	1-7
Jan. 27	Michigan Tech	L	1-8
Jan. 28	Michigan Tech	L OT	5-6
Feb. 3	COLORADO COLLEGE	L	2-4
Feb. 4	COLORADO COLLEGE	L	1-6
Feb. 13	MINNESOTA	L OT	1-2
Feb. 14	MINNESOTA	L OT	1-2
Feb. 24	MICHIGAN TECH	L	3-4
Feb. 25	MICHIGAN TECH	L	1-3
Mar. 2	ONTARIO AG. COLL.	W	4-2
Mar. 3	ONTARIO AG. COLL.	W	7-4

^ Game played in Canton, NY

Player	G	A	P	PIM
Ross Parke	15	21	36	18
Gene Grazia	15	8	23	6
Dave Hendrickson	7	10	17	8
Bob Jasson	4	4	8	12
Elwood Miller	2	3	5	56
Tom Balai	4	0	4	8
Karl Jackson	2	2	4	4
Gordon Lassila	1	3	4	24
Stan DuBois	1	3	4	2
Bert Pomerleau	0	4	4	2
George Bolton	2	1	3	4
Art Barker	1	1	2	10
Ken James	1	1	2	8
John Polomsky	0	2	2	28
John Zimmerman	0	1	1	0
MICHIGAN STATE	55	64	119	190

1956-57

Overall: 7-15-0 WIHL: 5-15-0 (7th)

Nov. 30	North Dakota	L	1-4
Dec. 1	North Dakota	L	0-1
Dec. 11	Detroit Red Wings (Exh.)	L	3-10
Dec. 18	Denver	W	3-2
Dec. 19	Denver	L	1-3
Dec. 22	Colorado College	L	2-8
Dec. 23	Colorado College	L	1-7
Dec. 26	vs. Michigan ^	T	2-2
Dec. 27	vs. Michigan ^^	L	2-5
Jan. 8	MICHIGAN	L	3-4
Jan. 11	ONTARIO AG. COLL.	W	14-2
Jan. 12	ONTARIO AG. COLL.	W	6-1
Jan. 15	Michigan	L	2-3
Jan. 25	MICHIGAN TECH	L	1-3
Jan. 26	MICHIGAN TECH	L	2-4
Feb. 1	MINNESOTA	W	2-1
Feb. 2	MINNESOTA	W	4-0
Feb. 8	Michigan Tech	L	3-5
Feb. 9	Michigan Tech	L	2-6
Feb. 22	MICHIGAN	L	4-5
Feb. 23	Michigan	L	1-2
Mar. 1	Minnesota	W	4-2
Mar. 2	Minnesota	L	2-3
Mar. 8	NORTH DAKOTA	W	4-2
Mar. 9	NORTH DAKOTA	L	0-3

^ Game played in Phoenix, Ariz.

^^ Game played in Albuquerque, N.M.

Player	G	A	P	PIM
Ross Parke	12	13	25	12
Gene Grazia	7	12	19	14
Joe Polano	6	10	16	18
Bill MacKenzie	4	10	14	2
Fred DeVuono	7	5	12	18
Bob Jasson	5	7	12	18



YEAR-BY-YEAR TEAM RESULTS

Dick Hamilton	2	10	12	4
Keith Christofferson	5	6	11	8
Ed Pollesel	3	5	8	68
Bruno Pollesel	2	3	5	28
Ken James	3	1	4	10
Tony Bonacci	3	0	3	0
Glenn MacDonald	1	2	3	12
Paul Hruby	0	2	2	0
Elwood Miller	1	0	1	18
MICHIGAN STATE	61	86	147	230

1957-58

Overall: 12-11-0 9-11-0 WIHL (5th)

Dec. 4	Detroit Red Wings (Exh.)	L	3-10
Dec. 7	Ohio State	W	18-0
Dec. 17	COLORADO COLLEGE	L	2-7
Dec. 18	COLORADO COLLEGE	W	6-4
Dec. 20	DENVER	L	1-5
Dec. 21	DENVER	L	2-4
Jan. 4	HARVARD	W	6-2
Jan. 8	MICHIGAN	W	4-2
Jan. 10	Minnesota	L	3-4
Jan. 11	Minnesota	W	3-2
Jan. 15	Michigan	L	2-4
Jan. 17	MICHIGAN TECH	W	4-3
Jan. 18	MICHIGAN TECH	W	6-1
Jan. 24	North Dakota	L	2-5
Jan. 25	North Dakota	L	3-6
Jan. 31	OHIO STATE	W	17-3
Feb. 7	Michigan Tech	W	5-2
Feb. 8	Michigan Tech	L	1-3
Feb. 14	MICHIGAN	W	3-1
Feb. 15	Michigan	W	OT 2-1
Feb. 21	NORTH DAKOTA	L	1-3
Feb. 22	NORTH DAKOTA	L	OT 2-3
Feb. 28	MINNESOTA	W	4-3
Mar. 1	MINNESOTA	L	1-5

Player	GP	G	A	P	PIM
Ross Parke	20	12	12	24	11
Joe Polano	20	3	18	21	18
Terry Moroney	20	14	6	20	6
Fred DeVuono	20	8	6	14	38
Bob Jasson	20	2	9	11	28
Dick Hamilton	14	2	8	10	11
Keith Christofferson	20	4	4	8	10
Bill MacKenzie	18	6	1	7	0
Bruno Pollesel	20	2	5	7	41
Ed Pollesel	20	2	3	5	34
Jack Roberts	20	1	3	4	0
Mel Christofferson	20	1	2	3	4
Bob Norman	20	0	2	2	26
Gene Grazia	4	0	2	2	0
Bob Armstrong	10	0	1	1	2
Glenn MacDonald	4	0	1	1	2
Joe Selinger	20	0	1	1	2
Gary Bowman	10	0	0	0	2
MICHIGAN STATE	20	57	84	141	235

1958-59

NCAA Tournament Finalist

Overall: 17-6-1

Dec. 2	Detroit Red Wings (Exh.)	L	3-11
Dec. 5	NORTH DAKOTA	W	6-0
Dec. 6	NORTH DAKOTA	L	4-5
Dec. 26	Northeastern ^	W	7-1
Dec. 28	Boston College ^	W	6-0
Dec. 30	Boston University ^	W	3-2
Jan. 1	Brown #	W	11-3
Jan. 2	Princeton #	W	7-4
Jan. 3	Rensselaer #	W	10-3
Jan. 9	Minnesota	L	3-7
Jan. 10	Minnesota	T	OT 3-3
Jan. 23	MINNESOTA	W	5-4
Jan. 24	MINNESOTA	W	5-4
Jan. 30	Michigan Tech	W	7-0
Jan. 31	Michigan Tech	L	OT 4-5
Feb. 6	MICHIGAN	W	3-1
Feb. 7	Michigan	W	5-2
Feb. 13	North Dakota	W	3-2
Feb. 14	North Dakota	L	2-4
Feb. 27	MICHIGAN TECH	W	3-0
Feb. 28	MICHIGAN TECH	W	5-2

Mar. 6	MICHIGAN	L	2-4
Mar. 7	Michigan	W	4-1
Mar. 13	Boston College!	W	4-3
Mar. 14	North Dakota!	L	OT 3-4
^ Boston Invitational; Boston, Mass.			
# RPI Tournament; Troy, N.Y.			
! - NCAA Frozen Four; Troy, N.Y.			

Player	GP	G	A	P
Joe Polano	24	18	23	41
Dick Hamilton	24	14	26	40
Terry Moroney	24	23	15	38
Ed Pollesel	23	8	19	27
Andre LaCoste	24	9	14	23
Bill MacKenzie	24	9	12	21
Fred DeVuono	24	9	8	17
Glenn MacDonald	24	7	7	14
Jack Roberts	22	8	4	12
Bob Norman	24	2	8	10
Tom Mustonen	17	3	6	9
Bruno Pollesel	21	2	3	5
Bob Armstrong	24	1	4	5
Mel Christofferson	24	2	2	4
Elwood Miller	24	0	4	4
Ed Ozybko	12	0	2	2
Jim Attack	5	0	1	1
Herb Brodsky	3	0	1	1
Joe Selinger	24	0	1	1
MICHIGAN STATE	24	115	160	275

1959-60

Overall: 4-18-2 WCHA: 4-18-2 (7th)

Nov. 27	North Dakota	T	OT 2-2
Nov. 28	North Dakota	L	1-5
Dec. 7	COLORADO COLLEGE	L	3-4
Dec. 8	COLORADO COLLEGE	L	1-5
Dec. 18	Colorado College	L	3-5
Dec. 19	Colorado College	L	3-6
Dec. 21	Denver	L	1-10
Dec. 22	Denver	L	0-11
Jan. 8	NORTH DAKOTA	L	5-6
Jan. 9	NORTH DAKOTA	W	4-3
Jan. 15	Michigan	L	1-6
Jan. 16	MICHIGAN	W	4-2
Jan. 22	Michigan Tech	T	OT 3-3
Jan. 23	Michigan Tech	L	1-9
Feb. 5	MICHIGAN TECH	L	3-5
Feb. 6	MICHIGAN TECH	L	0-7
Feb. 9	MICHIGAN	W	4-3
Feb. 16	Michigan	L	3-5
Feb. 19	Minnesota	L	0-5
Feb. 20	Minnesota	L	3-10
Feb. 26	DENVER	L	0-5
Feb. 27	DENVER	L	1-5
Mar. 4	MINNESOTA	L	OT 4-5
Mar. 5	MINNESOTA	W	4-3

Player	GP	G	A	P
Jack Roberts	24	8	6	14
Terry Moroney	24	7	7	14
Andre LaCoste	24	6	8	14
Tom Mustonen	24	7	6	13
Claude Fournel	16	7	6	13
Real Turcotte	16	5	5	10
Jim Attack	22	4	5	9
Frank Silka	24	4	4	8
Ed Ozybko	24	2	4	6
Bob Norman	24	0	5	5
Mel Christofferson	24	1	3	4
Gus Hendrickson	24	1	1	2
Tom Boucher	14	0	2	2
Bob Armstrong	8	0	2	2
Al Checcho	14	1	0	1
Bob Kempf	24	0	1	1
Eldon VanSpybrook	24	0	1	1
MICHIGAN STATE	24	53	66	119

1960-61

Overall: 11-16-0 WCHA: 5-15-0 (6th)

Nov. 24	St. Lawrence	W	8-5
Nov. 25	Clarkson	W	8-4
Nov. 26	St. Lawrence	L	2-6
Dec. 2	MINNESOTA	L	3-6

Dec. 3	MINNESOTA	L	OT 5-6
Dec. 16	Colorado College	W	5-2
Dec. 17	Colorado College	L	OT 5-6
Dec. 19	Denver	L	2-10
Dec. 20	Denver	L	0-9
Jan. 6	OHIO UNIVERSITY	W	12-0
Jan. 7	OHIO UNIVERSITY	W	8-1
Jan. 13	Michigan Tech (forfeit)	W	1-0
Jan. 14	Michigan Tech	L	3-7
Jan. 20	MICHIGAN TECH	W	4-3
Jan. 21	MICHIGAN TECH	L	1-3
Jan. 27	Minnesota	L	2-5
Jan. 28	Minnesota	L	3-7
Feb. 3	MICHIGAN	W	3-2
Feb. 4	Michigan	L	OT 2-3
Feb. 10	North Dakota	L	3-6
Feb. 11	North Dakota	L	3-4
Feb. 17	Ohio University	W	14-1
Feb. 18	Ohio University	W	12-4
Feb. 24	NORTH DAKOTA	L	2-4
Feb. 25	NORTH DAKOTA	W	6-1
Mar. 3	MICHIGAN	L	1-6
Mar. 4	Michigan	L	3-4

Player	GP	G	A	P
Real Turcotte	26	15	28	43
Walt Johnstone	27	11	24	35
Bob Doyle	18	16	17	33
Andre LaCoste	26	11	16	27
Art Thomas	27	17	6	23
Pat Baldwin	27	15	6	21
Martin Quirk	25	5	13	18
Frank Silka	27	3	14	17
Tom Lackey	27	8	7	15
Jim Attack	27	4	9	13
Tom Mustonen	21	2	7	9
Claude Fournel	9	5	3	8
Ed Ozybko	18	2	5	7
Tom Boucher	16	3	3	6
Bob Kempf	27	0	6	6
Gus Hendrickson	23	1	1	2
Al Checcho	9	0	2	2
Dan Daley	11	1	0	1
Gary Panks	2	0	1	1
Joe Delellis	4	0	0	0
Jim Bystrom	7	0	0	0
MICHIGAN STATE	27	119	168	287
OPPONENTS	27	111	138	249

1961-62

Overall: 13-11-1 WCHA: 6-9-1 (4th)

Nov. 23	St. Lawrence	W	3-2
Nov. 24	Clarkson	L	0-3
Nov. 25	St. Lawrence	W	OT 3-2
Dec. 1	North Dakota	W	5-3
Dec. 2	North Dakota	L	4-6
Dec. 22	MINNESOTA-DULUTH	W	5-2
Dec. 23	MINNESOTA-DULUTH	W	6-1
Dec. 26	Northeastern #	W	OT 13-4
Dec. 28	Queen's #	W	6-1
Jan. 5	MINNESOTA	W	5-3
Jan. 6	MINNESOTA	W	5-2
Jan. 11	COLORADO COLLEGE	W	5-4
Jan. 12	COLORADO COLLEGE	W	8-2
Jan. 26	Minnesota	T	OT 1-1
Jan. 27	Minnesota	W	5-3
Feb. 2	MICHIGAN	L	3-5
Feb. 3	Michigan	L	1-5
Feb. 9	Michigan Tech	L	2-8
Feb. 10	Michigan Tech	L	OT 2-3
Feb. 15	DENVER	L	4-6
Feb. 16	DENVER	L	3-6
Feb. 23	MICHIGAN	L	2-4
Feb. 24	Michigan	L	2-10
Mar. 1	Michigan Tech %	L	1-5
Mar. 2	Denver %	W	OT 4-3

Boston Invitational; Boston, Mass.

% WCHA Playoffs; Ann Arbor, Mich.

Player	GP	G	A	P	PIM
Claude Fournel	23	18	15	33	32
Real Turcotte	23	8	23	31	10
Bob Doyle	23	11	12	23	24



YEAR-BY-YEAR TEAM RESULTS

Art Thomas	23	8	15	23	4
Walt Johnstone	23	5	17	22	18
Tom Lackey	22	14	5	19	10
Carl Lackey	22	4	9	13	10
Marty Quirk	21	6	7	13	18
Jim Jacobson	23	6	4	10	44
Frank Silka	23	2	8	10	28
Gus Hendrickson	22	5	4	9	16
Pat Baldwin	23	3	4	7	6
Tony Elliott	20	3	2	5	10
Nick Musat	22	0	4	4	16
Dan Daley	20	0	1	1	6
Bob Kempf	23	0	1	1	28
John Chandik	23	0	0	0	2
Lyle Miller	3	0	0	0	0
Mac Orme	1	0	0	0	0
Bench	-	-	-	-	4
MICHIGAN STATE	23	93	131	224	286
OPPONENTS	23	86	128	214	286

1962-63

Overall: 11-12-0 WCHA: 6-10-0 (Tied 5th)

Nov. 22	St. Lawrence	W	7-3
Nov. 23	Clarkson	W	2-1
Nov. 24	St. Lawrence	L	4-5
Nov. 30	Michigan	W OT	2-1
Dec. 1	Michigan	W	4-3
Dec. 7	NORTH DAKOTA	L	4-11
Dec. 8	NORTH DAKOTA	W	6-5
Jan. 4	Denver	L	2-6
Jan. 5	Colorado College	L OT	7-8
Jan. 7	Denver	L	4-6
Jan. 8	Colorado College	L	7-8
Jan. 11	MINNESOTA-DULUTH	W	5-4
Jan. 12	MINNESOTA-DULUTH	L	3-4
Jan. 25	MICHIGAN TECH	L	2-6
Jan. 26	MICHIGAN TECH	L	2-6
Feb. 1	Minnesota-Duluth	W	5-4
Feb. 2	Minnesota-Duluth	W	4-1
Feb. 15	Minnesota	L	4-7
Feb. 16	Minnesota	L	1-6
Feb. 22	MICHIGAN	W	6-2
Feb. 23	MICHIGAN	W	2-1
Mar. 1	MINNESOTA	L	1-7
Mar. 2	MINNESOTA	W	6-3

Player	GP	G	A	P	PIM
Walt Johnstone	23	15	14	29	14
Bob Doyle	22	15	12	27	24
Tom Lackey	23	10	12	22	2
Art Thomas	21	8	9	17	0
Jim Jacobson	23	3	11	14	79
Carl Lackey	21	1	13	14	21
Tony Elliott	23	7	6	13	10
Doug Roberts	21	7	6	13	34
Claude Fournel	9	7	4	11	8
Mac Orme	17	6	4	10	2
Real Turcotte	9	4	4	8	16
Rick Hargreaves	23	3	4	7	27
Mark Williams	23	2	3	5	22
Jack Ford	23	1	3	4	4
Pat Baldwin	16	1	3	4	2
Nick Musat	23	0	2	2	34
Jim Lawrence	21	0	2	2	8
Gary Goble	12	0	0	0	0
Dan Daley	2	0	0	0	0
Marty Quirk	2	0	0	0	4
John Chandik	21	0	0	0	2
MICHIGAN STATE	23	90	112	202	313
OPPONENTS	23	105	130	235	264

Goaltender GP GAASv. Pct.

John Chandik	21	4.3	.884
Harry Woolf	3	5.3	.814

1963-64

Overall: 8-17-1 WCHA: 1-12-1 (7th)

Nov. 28	St. Lawrence	W	5-1
Nov. 29	Clarkson	L	1-7
Nov. 30	St. Lawrence	L	3-5
Dec. 13	OHIO UNIVERSITY	W	6-4
Dec. 14	OHIO UNIVERSITY	W	7-1

Dec. 20	Colorado College	L	2-6
Dec. 21	Colorado College	W OT	5-4
Jan. 10	Minnesota-Duluth	L	2-5
Jan. 11	Minnesota-Duluth	L	1-6
Jan. 16	Ohio State	W	10-2
Jan. 17	Ohio University	W	11-1
Jan. 18	Ohio University	W	7-4
Jan. 24	Minnesota	L	2-6
Jan. 25	Minnesota	L	2-4
Jan. 31	MINNESOTA	L	6-7
Feb. 1	MINNESOTA	L	2-4
Feb. 7	MINNESOTA-DULUTH	L	1-6
Feb. 8	MINNESOTA-DULUTH	W	4-2
Feb. 14	MICHIGAN	L	0-2
Feb. 15	Michigan	L	2-7
Feb. 21	Michigan Tech	L	3-7
Feb. 22	Michigan Tech	L	1-11
Feb. 28	COLORADO COLLEGE	L OT	4-5
Feb. 29	COLORADO COLLEGE	T OT	5-5
Mar. 6	MICHIGAN	L	4-9
Mar. 7	Michigan	L	4-13

Player	GP	G	A	P	PIM
Mac Orme	26	15	25	40	45
Doug Roberts	22	21	14	35	46
Mike Coppo	26	13	10	23	8
Carl Lackey	24	7	16	23	26
Tony Elliott	26	10	8	18	22
Jim Jacobson	26	4	13	17	79
Rick Hargreaves	26	9	7	16	42
Don Heaphy	25	6	5	11	23
Jim Lawrence	26	6	4	10	14
Gary Goble	26	2	7	9	12
Nick Musat	26	1	5	6	47
Matt Mulcahy	26	3	2	5	18
Lyle Miller	22	1	3	4	14
Jack Ford	21	1	3	4	2
Alex Terpay	21	1	0	1	2
Dainis Vedejs	11	0	0	0	4
Dick Harper	3	0	0	0	0
MICHIGAN STATE	26	100	122	222	404
OPPONENTS	26	134	173	307	392

Goaltender	GP	GAASv. Pct.
Harry Woolf	21	4.3 .872
Alex Terpay	-	6.6 .804
Nick Musat	-	8.0 .733

1964-65

Overall: 17-12-0 WCHA: 7-7-0 (4th)

Nov. 26	St. Lawrence	W	6-5
Nov. 27	Clarkson	L	2-3
Nov. 28	St. Lawrence	W	8-5
Dec. 4	OHIO UNIVERSITY	W	12-0
Dec. 5	OHIO UNIVERSITY	W	13-1
Dec. 11	WISCONSIN	W	9-2
Dec. 12	WISCONSIN	W	9-0
Jan. 1	Brown <>	L	2-6
Jan. 2	Providence <>	L OT	5-6
Jan. 8	Minnesota	W	4-3
Jan. 9	Minnesota	L	2-5
Jan. 15	Colorado College	L	1-3
Jan. 16	Colorado College	W	10-3
Jan. 22	MINNESOTA	W	7-5
Jan. 23	MINNESOTA	L	5-6
Jan. 27	MICHIGAN	L	3-6
Jan. 29	Minnesota-Duluth	W	5-4
Jan. 30	Minnesota-Duluth	L	1-7
Feb. 5	Michigan	W	7-4
Feb. 6	MICHIGAN	W	6-2
Feb. 12	Wisconsin	W	8-4
Feb. 13	Wisconsin	W	9-3
Feb. 17	Michigan	L	2-7
Feb. 19	MICHIGAN TECH	L	3-4
Feb. 20	MICHIGAN TECH	L	4-5
Feb. 26	COLORADO COLLEGE	W	8-2
Feb. 27	COLORADO COLLEGE	W OT	7-6
Mar. 5	North Dakota %	L	1-7
Mar. 6	North Dakota %	W	6-4

<> - Brown Tournament; Providence, R.I.

% - WCHA Playoffs

Player	GP	G	A	P	PIM
Doug Roberts	29	28	33	61	42
Mike Jacobson	29	29	15	44	42
Tom Mikkola	20	17	24	41	13
Sandy McAndrew	29	17	20	37	40
Doug Volmar	29	27	9	36	21
Mike Coppo	29	10	16	26	14
Rick Hargreaves	28	11	11	22	43
Gary Goble	29	4	18	22	14
Don Heaphy	29	6	9	15	34
Jack Ford	29	1	12	13	30
Bob Brawley	29	2	9	11	59
Jim Lawrence	27	4	6	10	20
Tom Purdo	27	2	8	10	24
Bill Faunt	28	4	5	9	8
Mac Orme	3	0	4	4	8
Matt Mulcahy	29	2	0	2	11
Dick Harper	2	1	0	1	0
Tom Crowley	9	0	1	1	0
Ray Corrado	7	0	1	1	14
John Schuster	6	0	1	1	0
Dainis Vedejs	2	0	1	1	0
Ron Petaja	2	0	0	0	0
Ron Roth	2	0	0	0	2
Stu Forrest	2	0	0	0	0
Jerry Fisher	18	0	0	0	6
Alex Terpay	11	0	0	0	5
Bench	-	-	-	-	2
MICHIGAN STATE	29	165	203	368	452
OPPONENTS	29	118	266	284	469

Goaltender	GP	GAASv. Pct.
Carl Howell	5	1.8 .895
Alex Terpay	11	2.5 .857
Jerry Fisher	18	4.4 .866

1965-66

NCAA Champions

Overall: 16-13-0 WCHA: 9-11-0 (6th)

Nov. 19	Colorado College	L	0-4
Nov. 20	Colorado College	L OT	3-4
Nov. 25	St. Lawrence	L	3-5
Nov. 26	Clarkson	L	3-6
Nov. 27	St. Lawrence	W	6-4
Dec. 3	NORTH DAKOTA	W	11-5
Dec. 4	NORTH DAKOTA	L	3-5
Dec. 10	DENVER	L	6-8
Dec. 11	DENVER	W	4-1
Jan. 7	COLORADO COLLEGE	L OT	4-5
Jan. 8	COLORADO COLLEGE	W	6-2
Jan. 14	MINNESOTA	L	5-7
Jan. 15	MINNESOTA	L	1-5
Jan. 21	MINNESOTA-DULUTH	W OT	6-5
Jan. 22	MINNESOTA-DULUTH	W	5-2
Jan. 28	Minnesota	L OT	5-6
Jan. 29	Minnesota	W	4-3
Feb. 4	MICHIGAN	W	8-7
Feb. 5	Michigan	W	4-2
Feb. 11	Wisconsin #	W	3-1
Feb. 12	Wisconsin	W	5-3
Feb. 18	Michigan Tech	L	4-8
Feb. 19	Michigan Tech	L	2-4
Feb. 25	MICHIGAN	W	7-1
Feb. 26	Michigan	L OT	0-1
Mar. 3	Michigan %	W	3-2
Mar. 5	MICHIGAN TECH %	W	4-3
Mar. 18	Boston University !	W	2-1
Mar. 19	Clarkson !	W	6-1

- Game played in Milwaukee, Wis.

! - WCHA Playoffs

! - NCAA Tournament; Minneapolis, Minn.

Player	GP	G	A	P	PIM
Doug Volmar	29	26	28	54	57
Mike Coppo	29	21	21	42	32
Sandy McAndrew	29	14	23	37	20
Tom Mikkola	29	10	23	33	18
Bill Faunt	29	8	23	31	6
Mike Jacobson	24	13	9	22	22
Bob Fallat	29	11	5	16	36
Don Heaphy	29	3	10	13	44
Wayne Duffett	29	5	7	12	14
Nino Cristofoli	29	5	7	12	12



YEAR-BY-YEAR TEAM RESULTS



Tom Purdo	28	1	7	8	57
Dick Bois	27	2	3	5	50
Matt Mulcahy	29	2	3	5	4
Bob Brawley	22	1	4	5	46
Doug French	22	1	4	5	20
John Schuster	23	0	1	1	0
Ron Roth	7	0	1	1	4
Jerry Fisher	12	0	0	0	2
Bench	-	-	-	-	10
MICHIGAN STATE	29	123	179	302	454
OPPONENTS	29	111	159	270	425

Goaltender	GP	GAASv.	Pct.
Larry Roche	2	2.5	.889
Gaye Cooley	18	3.1	.903
Jerry Fisher	12	4.0	.868

1966-67

NCAA Tournament 3rd Place

Overall: 16-15-1 WCHA: 8-11-1 (5th)

Dec. 2	Minnesota	L	OT	4-5
Dec. 3	Minnesota	W	OT	3-2
Dec. 9	MICHIGAN	L	4-10	
Dec. 10	Michigan	L	2-3	
Dec. 16	Boston College #	W	5-3	
Dec. 17	Cornell #	L	OT	2-3
Dec. 22	Western Ontario +	W	OT	5-4
Dec. 23	Michigan +	L	3-5	
Dec. 27	North Dakota \$	W	4-2	
Dec. 28	Minnesota \$	L	3-9	
Jan. 6	COLORADO COLLEGE	W	6-0	
Jan. 7	COLORADO COLLEGE	L	4-5	
Jan. 13	Denver	L	2-8	
Jan. 14	Colorado College	W	2-1	
Jan. 16	Colorado College	L	3-4	
Jan. 17	Denver	L	2-4	
Jan. 20	MICHIGAN TECH	W	4-3	
Jan. 21	MICHIGAN TECH	T	OT	3-3
Jan. 27	Minnesota-Duluth	L	OT	5-6
Jan. 28	Minnesota-Duluth	L	3-7	
Feb. 3	MINNESOTA	W	6-4	
Feb. 4	MINNESOTA	W	6-3	
Feb. 10	Michigan	W	4-3	
Feb. 11	MICHIGAN	W	5-1	
Feb. 17	North Dakota	L	OT	3-4
Feb. 18	North Dakota	L	1-5	
Mar. 3	WISCONSIN	W	7-3	
Mar. 4	WISCONSIN	W	4-3	
Mar. 9	MICHIGAN %	W	4-2	
Mar. 16	Michigan Tech%	W	OT	2-1
Mar. 17	Boston University !	L	2-4	
Mar. 18	North Dakota !	W	6-1	

- Boston Invitational; Boston, Mass.

+ - Great Lakes Invitational; Olympia Stadium; Detroit, Mich.

\$ - St. Paul Classic; St. Paul, Minn.

% - WCHA Playoffs ! - NCAA Frozen Four; Syracuse, NY

Player	GP	G	A	P	PIM
Tom Mikkola	26	21	25	46	12
Sandy McAndrew	32	13	25	38	46
Doug Volmar	32	21	12	33	100
Mike Jacobson	32	14	15	29	32
Ken Anstey	32	9	10	19	12
Nino Cristofoli	32	8	9	17	18
Bill Faunt	32	9	5	14	8
Bob Fallat	32	5	8	13	31
Wayne Duffett	28	5	8	13	14
Bob Brawley	28	2	11	13	26
Dick Bois	32	3	8	11	42
Bob DeMarco	32	0	10	10	6
Lee Hathaway	21	3	5	8	4
Doug French	32	1	6	7	78
Nelson DeBenedet	29	0	7	7	14
Bill Enrico	25	3	1	4	4
Charlie Phillips	21	2	2	4	2
John Juntikka	2	0	1	1	0
John Schuster	10	0	0	0	0
Brian Glennie	2	0	0	0	4
Gaye Cooley	23	0	0	0	12
Bench	-	-	-	-	4
MICHIGAN STATE	32	119	168	287	469
OPPONENTS	32	121	167	288	437

Goaltender	GP	GAASv.	Pct.
Larry Roche	1	0.0	1.000
Jerry Fisher	9	3.0	.903
Gaye Cooley	23	4.0	.897

1967-68

Overall: 11-16-2 WCHA: 6-13-1 (6th)

Nov. 23	St. Lawrence	W	7-4
Nov. 24	Clarkson	T	OT 3-3
Nov. 25	St. Lawrence	W	3-2
Dec. 1	MINNESOTA-DULUTH	L	3-5
Dec. 2	MINNESOTA-DULUTH	W	6-2
Dec. 8	NORTH DAKOTA	T	OT 2-2
Dec. 9	NORTH DAKOTA	L	2-6
Dec. 28	Minnesota ~	L	3-6
Dec. 29	Ohio State ~	W	7-0
Dec. 30	Wisconsin ~	W	4-3
Jan. 5	Michigan	L	1-7
Jan. 6	MICHIGAN	W	OT 4-3
Jan. 12	DENVER	L	2-3
Jan. 13	DENVER	L	1-3
Jan. 19	Minnesota	L	2-3
Jan. 20	Minnesota	L	3-8
Feb. 2	Michigan Tech	L	1-4
Feb. 3	Michigan Tech	L	2-6
Feb. 9	MICHIGAN	L	OT 3-4
Feb. 10	Michigan	L	0-9
Feb. 16	Colorado College	W	7-3
Feb. 17	Colorado College	W	3-0
Feb. 23	MINNESOTA	W	5-2
Feb. 24	MINNESOTA	L	2-6
Feb. 27	COLORADO COLLEGE	W	6-2
Feb. 28	COLORADO COLLEGE	L	2-4
Mar. 1	Wisconsin	L	3-5
Mar. 2	Wisconsin	W	3-1
Mar. 5	North Dakota %	L	2-5

~ - Big Ten Tournament; Minneapolis, Minn.

% - WCHA Playoffs

Player	GP	G	A	P	PIM
Ken Anstey	29	11	19	30	18
Bob Fallat	29	8	17	25	48
Nino Cristofoli	25	16	7	23	37
Bill Watt	29	4	10	14	19
Al Swanson	29	6	7	13	10
Wayne Duffett	16	9	3	12	18
Dick Bois	28	3	9	12	56
Tom Mikkola	7	4	7	11	4
Pat Russo	29	6	4	10	8
Lee Hathaway	26	4	6	10	8
Bob DeMarco	29	3	6	9	8
Charlie Phillips	27	4	4	8	6
Nelson DeBenedet	29	4	3	7	25
Bill Enrico	26	4	3	7	17
Doug French	27	3	3	6	54
Bob Patullo	14	2	4	6	6
Mike Olson	24	1	0	1	2
John Juntikka	9	0	1	1	0
Ron Springer	8	0	0	0	2
Tom Campbell	1	0	0	0	0
Bob Johnson	18	0	0	0	17
Rick Duffett	14	0	0	0	0
Bench	-	-	-	-	2
MICHIGAN STATE	29	92	113	205	365
OPPONENTS	29	111	151	262	382

Goaltender	GP	GAASv.	Pct.
Rick Duffett	14	3.4	.910
Bob Johnson	18	4.1	.891

1968-69

Overall: 11-16-1 WCHA: 7-10-1 (6th)

Nov. 22	North Dakota	L	3-4
Nov. 23	North Dakota	L	4-7
Nov. 28	St. Lawrence	W	5-1
Nov. 29	Clarkson	L	1-3
Nov. 30	St. Lawrence	L	0-3
Dec. 6	Michigan	L	1-2
Dec. 7	MICHIGAN	L	1-2
Dec. 20	Wisconsin +	L	4-6
Dec. 21	Michigan +	W	4-2
Dec. 26	Wisconsin ~	W	3-2
Dec. 28	Michigan ~	L	3-8

Jan. 10	COLORADO COLLEGE	LOT	2-3
Jan. 11	COLORADO COLLEGE	W	5-1
Jan. 17	Minnesota	T	OT 2-2
Jan. 18	Minnesota	W	OT 2-1
Jan. 24	MICHIGAN	W	7-3
Jan. 25	Michigan	W	5-1
Jan. 31	Minnesota-Duluth	W	6-3
Feb. 1	Minnesota-Duluth	L	1-6
Feb. 7	WISCONSIN	L	1-2
Feb. 8	WISCONSIN	W	4-3
Feb. 14	Denver	L	4-9
Feb. 15	Denver	W	2-1
Feb. 21	MINNESOTA	W	2-1
Feb. 22	MINNESOTA	L	0-1
Feb. 28	MICHIGAN TECH	L	3-4
Mar. 1	MICHIGAN TECH	L	1-6
Mar. 7	Michigan Tech %	L	2-4

+ - Great Lakes Invitational; Olympia Stadium; Detroit, Mich.

~ - Big Ten Tournament; Madison, Wis.

% - WCHA Playoffs; Ann Arbor, Mich.

Player	GP	G	A	P	PIM
Ken Anstey	28	13	20	33	4
Bill Watt	28	13	10	23	45
Nelson DeBenedet	28	10	7	17	40
Randy Sokoll	28	12	4	16	10
Pat Russo	28	8	8	16	20
Bob DeMarco	28	1	15	16	12
Bob Pattullo	28	6	3	9	15
Mike DeMarco	28	2	6	8	14
Charlie Phillips	28	4	3	7	10
Gerry DeMarco	28	3	4	7	4
Dick Houtteman	22	0	3	6	3
Alan Swanson	28	2	1	3	18
Dan O'Connor	28	0	3	3	24
Bill Enrico	11	0	3	3	4
John Juntikka	4	0	2	2	0
Ron Springer	13	1	0	1	8
Dan Finegan	21	0	1	1	8
Rick Duffett	16	0	1	1	0
Mike Olson	19	0	0	0	0
Norm Gaffney	19	0	0	0	0
Bob Johnson	13	0	0	0	4
John Lansky	4	0	0	0	0
Tom Campbell	2	0	0	0	0
Georges Charest	1	0	0	0	0
Bench	-	-	-	-	2
MICHIGAN STATE	28	78	91	169	248
OPPONENTS	28	91	123	214	337

Goaltender	GP	GAASv.	Pct.
Rick Duffett	16	2.74	.916
Bob Johnson	13	3.86	.882

1969-70

Overall: 13-16-0 WCHA: 10-12-0 (7th)

Nov. 22	MSU ALUMNI (Exh.)	W	6-0
Nov. 28	NORTH DAKOTA	W	8-3
Nov. 29	NORTH DAKOTA	L	2-4
Dec. 5	Michigan	W	3-2
Dec. 6	MICHIGAN	L	6-8
Dec. 19	Princeton +	W	2-1
Dec. 20	New Hampshire +	L	3-4
Dec. 22	Michigan ~	W	5-4
Dec. 23	Michigan ~	L	3-6
Dec. 29	New Hampshire #	L	5-6
Dec. 30	Northeastern #	W	6-5
Jan. 2	WISCONSIN	W	4-3
Jan. 3	WISCONSIN	W	6-4
Jan. 16	MINNESOTA	L	OT 2-3
Jan. 17	MINNESOTA	W	4-1
Jan. 23	Colorado College	W	6-2
Jan. 24	Colorado College	W	4-6
Jan. 30	DENVER	L	4-6
Jan. 31	DENVER	LOT	4-5
Feb. 6	Michigan Tech	L	1-8
Feb. 7	Michigan Tech	LOT	4-5
Feb. 13	Minnesota	L	0-8
Feb. 14	Minnesota	L	2-4
Feb. 20	MICHIGAN	L	3-6
Feb. 21	Michigan	W	7-1
Feb. 27	MINNESOTA-DULUTH	W	8-5
Feb. 28	MINNESOTA-DULUTH	W	3-1

YEAR-BY-YEAR TEAM RESULTS

Mar. 6	Wisconsin	L	0-5
Mar. 7	Wisconsin	L	3-4
Mar. 12	Denver %	L	2-6
+ Great Lakes Invitational; Olympia Stadium; Detroit, Mich.			
-- Big Ten Tournament; Ann Arbor, Mich.			
% - Boston Invitational; Boston, Mass.			
# - WCHA Playoffs			

Player	GP	G	A	P	PIM
Don Thompson	24	14	18	32	24
Randy Sokoll	29	13	13	26	28
Bill Watt	27	8	17	25	72
Gilles Gagnon	18	14	8	22	10
Bob Pattullo	29	10	12	22	2
Bill Fifield	28	11	10	21	4
Pat Russo	26	7	14	21	17
Al Swanson	26	5	10	15	24
Dave Roberts	26	4	9	13	55
Jerry DeMarco	27	8	4	12	19
Mike DeMarco	29	1	9	10	22
Frank DeMarco	24	6	3	9	8
Herb Price	28	1	7	8	42
Dwight Lewis	17	2	2	4	8
Bob Michelutti	12	2	2	4	12
Rick Olson	28	1	3	4	16
Michel Charest	15	1	3	4	10
Al Laking	22	2	0	2	0
Dan Finegan	22	0	2	2	14
Bill Sipola	7	1	1	2	0
Norm Gaffney	7	0	0	0	2
Mike Olson	7	0	0	0	0
Bob Campbell	2	0	0	0	0
Dennis Hogan	2	0	0	0	0
Jim Watt	2	0	0	0	2
Bench	-	-	-	-	2
MICHIGAN STATE	29	112	148	260	469
OPPONENTS	29	124	164	288	486

Goaltender	GP	GAAsv. Pct.
Rick Duffett	24	4.1 .881
Bob Johnson	5	5.0 .840
Jim Watt	2	5.7 .789

1970-71

Overall: 19-12-0 WCHA: 12-10-0 (4th)

Nov. 6	MSU ALUMNI (Exh.)	W	10-3
Nov. 13	North Dakota	L OT	3-4
Nov. 14	North Dakota	L	5-7
Nov. 20	Minnesota	L	3-4
Nov. 21	Minnesota	W	2-1
Nov. 27	OHIO STATE	W	4-2
Nov. 28	OHIO STATE	W	6-1
Dec. 4	MICHIGAN TECH	W	8-6
Dec. 5	MICHIGAN TECH	L	2-4
Dec. 11	Notre Dame	W	10-5
Dec. 12	Notre Dame	L	3-4
Jan. 2	BOWLING GREEN	W	7-2
Jan. 3	BOWLING GREEN	W	6-2
Jan. 8	MICHIGAN	W	5-4
Jan. 9	Michigan	W	6-5
Jan. 15	Wisconsin	W	5-3
Jan. 16	Wisconsin	L	2-3
Jan. 22	MINNESOTA	W	8-4
Jan. 23	MINNESOTA	L	3-4
Jan. 29	NOTRE DAME	W	6-3
Jan. 30	NOTRE DAME	W	6-4
Feb. 5	Minnesota-Duluth	W	5-4
Feb. 6	Minnesota-Duluth	L	4-8
Feb. 12	Denver	W	4-3
Feb. 13	Denver	L OT	4-5
Feb. 19	COLORADO COLLEGE	L	4-5
Feb. 20	COLORADO COLLEGE	W	6-4
Feb. 26	WISCONSIN	W	4-2
Feb. 27	WISCONSIN	W OT	6-5
Mar. 5	Michigan	L OT	7-8
Mar. 6	MICHIGAN	W OT	5-4
Mar. 12	Minnesota-Duluth %	L OT	3-4

% - WCHA Playoffs; Denver, Col.

Player	GP	G	A	P	PIM
Don Thompson	31	19	38	57	35
Gilles Gagnon	31	27	26	53	12
Randy Sokoll	31	20	24	44	24

Jerry DeMarco	31	18	18	36	22
Bob Boyd	31	10	23	33	88
Mark Calder	31	16	13	29	4
Mike DeMarco	31	5	23	28	30
Michel Charest	30	11	16	27	40
Dave Roberts	29	4	12	16	49
Bill Sipola	29	3	7	10	6
Herb Price	25	3	6	9	74
Frank DeMarco	24	4	4	8	4
Larry Jakinovich	27	5	2	7	8
Al Laking	31	2	3	5	2
Dan Finegan	30	1	3	4	40
Rick Olson	28	1	3	4	44
Bob Michelutti	17	1	1	2	6
Dwight Lewis	5	1	1	2	0
Dick Houtteman	21	0	1	1	10
Dennis Hogan	7	0	1	1	2
Larry Curran	3	0	1	1	2
Bob Campbell	11	0	0	0	0
Don St. Jean	5	0	0	0	2
Uve Drews	1	0	0	0	2
Jim Watt	25	0	0	0	4
MICHIGAN STATE	31	152	223	375	541
OPPONENTS	31	124	180	304	545

Goaltender	GP	GAAsv. Pct.
Rick Duffett	7	3.6 .903
Jim Watt	25	4.0 .884

1971-72

Overall: 20-16-0 WCHA: 15-13-0 (4th)

Nov. 12	Bowling Green	W	5-2
Nov. 13	Bowling Green	W	8-3
Nov. 19	MINNESOTA	W	3-2
Nov. 20	MINNESOTA	L	1-3
Nov. 26	MICHIGAN	L	1-5
Nov. 27	Michigan	W	4-2
Dec. 3	Wisconsin	L	1-4
Dec. 4	Wisconsin	L	3-4
Dec. 10	DENVER	L OT	6-7
Dec. 12	DENVER	W	6-3
Dec. 15	Denver	L	3-4
Dec. 17	Denver	L	1-7
Dec. 18	Colorado College	L OT	5-6
Dec. 19	Colorado College	L	4-5
Dec. 28	Dartmouth *	W	8-3
Dec. 29	Michigan Tech *	L	2-3
Jan. 7	NORTH DAKOTA	W	7-1
Jan. 8	NORTH DAKOTA	W	4-1
Jan. 14	NOTRE DAME	W	8-2
Jan. 15	NOTRE DAME	W	4-1
Jan. 19	MICHIGAN	W	7-2
Feb. 4	Michigan Tech	W	5-3
Feb. 5	Michigan Tech	W	5-3
Feb. 9	Michigan	L	2-6
Feb. 11	Minnesota	W	7-2
Feb. 12	Minnesota	W	6-3
Feb. 18	MINNESOTA-DULUTH	W	6-1
Feb. 19	MINNESOTA-DULUTH	W	5-1
Feb. 25	WISCONSIN	L	0-5
Feb. 27	WISCONSIN	L	4-6
Mar. 3	Notre Dame	W OT	9-8
Mar. 4	Notre Dame	L	2-6
Mar. 7	MINNESOTA-DULUTH %	W	4-2
Mar. 8	MINNESOTA-DULUTH %	W	4-2
Mar. 10	Denver %	L	1-2
Mar. 11	Denver %	L	3-9

* - Great Lakes Invitational; Detroit, Mich.
% - WCHA Playoffs

Player	GP	G	A	P	PIM
Don Thompson	35	32	35	67	66
Gilles Gagnon	34	19	34	53	22
Mark Calder	36	29	19	48	24
Michel Charest	34	24	19	43	52
Bob Michelutti	28	8	24	32	20
Bob Boyd	34	4	26	30	72
Don St. Jean	33	9	14	23	14
Norm Barnes	33	5	16	21	68
Chris Murfey	18	2	13	15	21
Dave Roberts	34	2	12	14	24
Frank DeMarco	36	10	2	12	8
Bill Sipola	34	3	9	12	12

Rick Olson	35	0	5	5	85
Dennis Hogan	17	3	0	3	10
Uve Drews	29	1	2	3	10
Dennis Olmstead	11	1	2	3	2
Larry Jakinovich	33	1	1	2	0
John Garvey	16	1	1	2	2
Al Laking	36	0	2	2	2
Paul Pavelich	8	0	1	1	4
Jim Watt	36	0	0	0	8
Mike Miller	3	0	0	0	0
MICHIGAN STATE	36	154	237	391	506
OPPONENTS	36	129	200	329	604

Goaltender	GP	GAAsv. Pct.
Ron Clark	1	3.00 .800
Jim Watt	36	3.55 .897

1972-73

Overall: 23-12-1 WCHA: 16-9-1 (4th)

Nov. 3	Ohio State	L	6-7
Nov. 4	Ohio State	L	4-6
Nov. 10	Minnesota-Duluth	W	5-4
Nov. 11	Minnesota-Duluth	W	6-3
Nov. 17	Minnesota	W	5-3
Nov. 18	Minnesota	T OT	3-3
Nov. 24	North Dakota	W	4-2
Nov. 25	North Dakota	L	1-7
Dec. 1	MICHIGAN TECH	W	6-2
Dec. 2	MICHIGAN TECH	W	7-3
Dec. 18	Ohio State &	W	7-2
Dec. 19	Brown &	W	8-3
Dec. 27	Western Ontario^	W	7-2
Dec. 28	Air Force ^	W	4-1
Jan. 5	MINNESOTA	W	6-2
Jan. 6	MINNESOTA	W	3-1
Jan. 12	WISCONSIN	L	3-4
Jan. 13	WISCONSIN	W	7-5
Jan. 17	Michigan	W	5-2
Jan. 19	AIR FORCE	W	10-1
Jan. 20	AIR FORCE	W	11-5
Jan. 26	Notre Dame	L	5-8
Jan. 27	Notre Dame	L	5-13
Feb. 2	MICHIGAN	W	6-5
Feb. 3	Michigan	W	8-5
Feb. 9	Wisconsin	L	2-5
Feb. 10	Wisconsin	L	4-6
Feb. 16	NOTRE DAME	W	10-2
Feb. 17	NOTRE DAME	L	5-6
Feb. 23	Denver #	L	0-5
Feb. 24	Denver #	L	3-9
Feb. 28	MICHIGAN	W	8-3
Mar. 2	COLORADO COLLEGE	W	9-4
Mar. 3	COLORADO COLLEGE	W	6-2
Mar. 5	MICHIGAN TECH %	L	2-7
Mar. 6	MICHIGAN TECH %	W	3-1

^ - Cleveland Holiday Tournament; Cleveland, Ohio
^ - IMA Tournament; Flint, Mich.

- Denver Coliseum

% - WCHA Playoffs

Player	GP	G	A	P	PIM
Steve Colp	36	35	25	60	31
Mark Calder	35	22	33	55	33
Bob Boyd	35	7	41	48	124
Michel Charest	36	22	18	40	58
Norm Barnes	34	9	26	35	74
Tom Ross	36	12	22	34	16
John Sturges	36	16	16	32	34
Bill Sipola	35	19	10	29	18
Brendon Moroney	36	16	10	26	24
Gilles Gagnon	14	7	19	26	4
Chris Murfey	35	7	15	22	36
Daryl Rice	22	5	13	18	34
Frank DeMarco	36	9	7	16	2
Dennis Olmstead	17	8	7	15	8
Darl Bolton	27	0	5	5	8
Paul Pavelich	29	0	4	4	36
Uve Drews	29	0	2	2	14
Ron Clark	29	0	2	2	10
John Garvey	36	0	1	1	6
Todd Celley	5	0	1	1	4
Rick Clegg	4	0	0	0	0
Glenn Menoni	3	0	0	0	0

YEAR-BY-YEAR TEAM RESULTS

Mike Miller	3	0	0	0	0
MICHIGAN STATE	36	194	276	470	578
OPPONENTS	36	149	213	362	635

Goaltender	GP	GAASv. Pct.
Ron Clark	28	3.96 .887
Tom Bowen	6	4.17 .889
Jim LaPointe	1	5.00 .800
Wayne Weatherbee	1	7.00 .816

Goaltender	W-L-T	GAASv. Pct.
Gary Carr	16-11-1	4.43 .889
Tom Bowen	4-2-0	4.67 .884
Ron Clark	3-1-0	5.75 .874

Greg Maas	0-0-0	6.67 .882
Jim LaPointe	0-1-0	7.14 .792

1975-76

Overall: 23-15-2 WCHA: 20-10-2 (2nd)

Oct. 24	OHIO STATE	W	4-2
Oct. 25	OHIO STATE	T	OT 6-6
Oct. 29	US NATIONAL TEAM (exh.)	L	6-13
Oct. 31	NOTRE DAME	W	6-2
Nov. 1	NOTRE DAME	W	3-2
Nov. 7	Wisconsin	W	5-4
Nov. 8	Wisconsin	W	OT 6-5
Nov. 14	Michigan Tech	L	1-5
Nov. 15	Michigan Tech	W	4-2
Nov. 21	MINNESOTA	W	3-1
Nov. 22	MINNESOTA	L	2-4
Nov. 28	North Dakota	W	6-4
Nov. 29	North Dakota	W	8-3
Dec. 5	Michigan	W	6-4
Dec. 6	MICHIGAN	L	4-8
Dec. 12	Minnesota-Duluth	L	2-5
Dec. 13	Minnesota-Duluth	W	8-5
Jan. 2	HARVARD	L	6-8
Jan. 3	HARVARD	L	3-4
Jan. 9	DENVER	LOT	4-5
Jan. 10	DENVER	L	3-4
Jan. 16	MICHIGAN TECH	L	7-8
Jan. 17	MICHIGAN TECH	L	6-9
Jan. 23	Colorado College	W	6-4
Jan. 24	Colorado College	L	4-6
Jan. 30	WISCONSIN	W	OT 5-4
Jan. 31	WISCONSIN	W	5-3
Feb. 6	Minnesota	W	4-2
Feb. 7	Minnesota	W	OT 5-4
Feb. 13	NORTH DAKOTA	L	2-6
Feb. 14	NORTH DAKOTA	W	7-1
Feb. 20	Notre Dame	W	7-6
Feb. 21	Notre Dame	L	2-5
Feb. 27	COLORADO COLLEGE	W	5-4
Feb. 28	COLORADO COLLEGE	W	6-4
Mar. 5	MICHIGAN	W	6-3
Mar. 6	Michigan	L	6-7
Mar. 10	WISCONSIN %	W	6-4
Mar. 11	WISCONSIN %	W	6-4
Mar. 13	MINNESOTA %	T	2-2
Mar. 14	MINNESOTA %	L	6-7

% - WCHA Playoffs

1973-74

Overall: 23-14-1 WCHA: 15-12-1 (4th)

Nov. 2	WESTERN ONTARIO	W	6-1
Nov. 3	WESTERN ONTARIO	W	4-3
Nov. 9	NOTRE DAME	W	8-5
Nov. 10	NOTRE DAME	W	9-5
Nov. 16	Michigan	L	7-6
Nov. 17	MICHIGAN	W	OT 7-6
Nov. 23	MINNESOTA	L	3-6
Nov. 24	MINNESOTA	L	3-4
Nov. 30	Wisconsin	T	OT 6-6
Dec. 1	Wisconsin	L	2-4
Dec. 7	Air Force	W	7-3
Dec. 8	Air Force	W	6-4
Dec. 14	Colorado College	W	5-4
Dec. 15	Colorado College	W	OT 4-3
Dec. 19	Denver	L	7-9
Dec. 21	Denver	L	5-7
Dec. 27	Boston College *	W	12-5
Dec. 28	Michigan Tech *	W	5-4
Jan. 4	WISCONSIN	W	5-4
Jan. 5	WISCONSIN	W	7-6
Jan. 11	COLORADO COLLEGE	L	OT 4-5
Jan. 12	COLORADO COLLEGE	W	6-4
Jan. 18	Minnesota	L	4-9
Jan. 19	Minnesota	L	3-6
Jan. 25	NORTH DAKOTA	W	7-4
Jan. 26	NORTH DAKOTA	W	6-5
Feb. 1	Michigan Tech	L	4-5
Feb. 2	Michigan Tech	L	6-8
Feb. 8	Notre Dame	L	3-8
Feb. 9	Notre Dame	W	4-2
Feb. 15	MINNESOTA-DULUTH	W	6-2
Feb. 16	MINNESOTA-DULUTH	W	5-1
Mar. 1	MICHIGAN	W	6-2
Mar. 2	Michigan	W	9-3
Mar. 5	WISCONSIN %	W	4-1
Mar. 6	WISCONSIN %	L	3-4
Mar. 9	Michigan Tech	W	8-6
Mar. 10	Michigan Tech	L	2-6

* - Great Lakes Invitational; Detroit, Mich.

% - WCHA Playoffs

1974-75

Overall: 22-17-1 WCHA: 19-12-1 (5th)

Oct. 25	LAURENTIAN	L	3-4
Oct. 26	LAURENTIAN	W	4-1
Nov. 1	MINNESOTA	L	OT 3-4
Nov. 2	MINNESOTA	W	4-3
Nov. 8	Michigan Tech	W	4-2
Nov. 9	Michigan Tech	W	5-4
Nov. 15	NORTH DAKOTA	W	7-4
Nov. 16	NORTH DAKOTA	W	6-2
Nov. 22	Wisconsin	L	3-4
Nov. 23	Wisconsin	L	4-5
Nov. 29	NOTRE DAME	W	5-3
Nov. 30	NOTRE DAME	T	OT 4-4
Dec. 7	BOWLING GREEN	L	4-7
Dec. 8	BOWLING GREEN	W	4-3
Dec. 13	MICHIGAN	W	6-1
Dec. 14	Michigan	W	8-3
Dec. 20	Minnesota-Duluth	W	4-3
Dec. 21	Minnesota-Duluth	W	OT 6-5
Jan. 3	North Dakota	W	5-4
Jan. 4	North Dakota	W	5-4
Jan. 10	Colorado College	L	1-8
Jan. 11	Colorado College	W	6-5
Jan. 17	DENVER	W	7-2
Jan. 18	DENVER	W	7-4
Jan. 24	MINNESOTA-DULUTH	W	6-3
Jan. 25	MINNESOTA-DULUTH	L	5-8
Jan. 31	MICHIGAN TECH	L	2-5
Feb. 1	MICHIGAN TECH	L	OT 4-5
Feb. 7	Notre Dame	W	7-3
Feb. 8	Notre Dame	W	7-0
Feb. 14	WISCONSIN	W	3-1
Feb. 15	WISCONSIN	L	5-7
Feb. 21	Minnesota	L	3-8
Feb. 22	Minnesota	L	2-4
Feb. 28	Michigan	L	8-11
Mar. 1	MICHIGAN	L	5-7
Mar. 4	Wisconsin %	L	4-5
Mar. 5	Wisconsin %	W	7-4
Mar. 8	Michigan Tech %	L	4-6
Mar. 9	Michigan Tech %	L	4-9

First season at Munn Ice Arena | % - WCHA Playoffs

Player	GP	G	A	P	PIM
Tom Ross	40	38	59	97	18
John Sturges	39	20	52	72	93
Daryl Rice	37	29	27	56	61
Steve Colp	25	14	35	49	23
Pat Betterly	37	9	28	37	20
Robbie Harris	40	16	16	32	38
Brendon Moroney	40	25	6	31	44
Dave Kelly	32	9	8	17	32
Jack Johnson	20	7	9	16	22
Paul Pavelich	39	2	11	13	71
Tim McDonald	39	3	9	12	29
Darl Bolton	39	6	3	9	12
Jeff Addley	34	4	3	7	6
Mark DeCenzo	39	2	5	7	8
Jim Johnson	38	3	3	6	20
Denny Olmstead	40	2	4	6	30
Kelly Cahill	28	1	4	5	40
Greg Ciungun	23	0	5	5	0
Tom Smith	40	1	3	4	48
Ron Clark	39	0	1	1	26
Ron Dunsmore	2	0	1	1	0
Ed Lubanski	7	0	0	0	8
Mike Slack	6	0	0	0	4
Joe Campbell	4	0	0	0	2
Marty McLaughlin	4	0	0	0	2
Bill Hourigan	2	0	0	0	2
Ken Brothers	7	0	0	0	0
Steve Oulahan	3	0	0	0	0
MICHIGAN STATE	40	191	292	483	670
OPPONENTS	40	175	281	456	854

Goaltender	W-L-T	GAASv. Pct.
Ron Clark	22-16-1	4.31 .893

Player	GP	G	A	P	PIM
Tom Ross	41	51	54	105	28
Steve Colp	39	40	54	94	56
Daryl Rice	41	31	51	82	54
John Sturges	41	17	43	60	80
Pat Betterly	37	9	30	39	45
Doug Counter	40	1	18	19	18
Rob Harris	38	8	10	18	22
Joe Campbell	34	9	7	16	6
Brendon Moroney	41	8	6	14	52
Kevin Coughlin	41	6	8	14	34
Jim Johnson	36	4	6	10	29
Dave Kelly	27	4	6	10	30
Tim McDonald	39	0	8	8	40
Jeff Barr	39	0	7	7	50
Kelly Cahill	36	0	7	7	48
Ron Heaslip	38	0	6	6	74
Jeff Addley	27	4	1	5	10
Mark DeCenzo	23	2	2	4	4
Jack Johnson	16	1	3	4	33
Marty McLaughlin	23	1	2	3	10
Darl Bolton	19	2	0	2	4
Mike Slack	4	1	1	2	2
John Muscare	1	0	1	1	0
Ken Brothers	1	0	0	0	0
Bench	-	-	-	-	6
MICHIGAN STATE	41	199	331	530	740
OPPONENTS	41	189	305	494	851

Goaltender	W-L-T	GAASv. Pct.
Dave Veriskiel	22-14-2	4.32 .898
John Sturges	1-1-0	6.47 .845
Greg Maas	0-1-1	7.00 .859



YEAR-BY-YEAR TEAM RESULTS

1976-77

Overall: 14-21-1 WCHA: 11-20-1 (Tied 8th)

Oct. 22	OHIO STATE	W	8-1
Oct. 23	OHIO STATE	W	8-4
Oct. 29	Notre Dame	L	3-7
Oct. 30	Notre Dame	W	7-5
Nov. 5	MICHIGAN TECH	W	4-3
Nov. 6	MICHIGAN TECH	L OT	5-6
Nov. 12	Minnesota	L	3-6
Nov. 13	Minnesota	L	2-6
Nov. 19	WISCONSIN	W	5-2
Nov. 20	WISCONSIN	L	0-8
Nov. 26	North Dakota	L	2-6
Nov. 27	North Dakota	L	4-5
Dec. 3	DENVER	W	3-2
Dec. 4	DENVER	L	4-5
Dec. 10	MICHIGAN	W	7-5
Dec. 11	MICHIGAN	W OT	6-5
Dec. 17	NEW HAMPSHIRE	W	3-2
Dec. 18	NEW HAMPSHIRE	L	4-11
Dec. 31	Colorado College	L	4-6
Jan. 2	Colorado College	L	3-7
Jan. 7	Denver	W	5-4
Jan. 8	Denver	T OT	5-5
Jan. 14	NOTRE DAME	L	2-5
Jan. 15	NOTRE DAME	L	3-10
Jan. 21	MINNESOTA	L	3-4
Jan. 22	MINNESOTA	L OT	2-3
Jan. 28	Wisconsin	L	6-10
Jan. 29	Wisconsin	L	2-9
Feb. 4	MINNESOTA-DULUTH	W	6-3
Feb. 5	MINNESOTA-DULUTH	W	8-3
Feb. 18	Michigan Tech	W	5-3
Feb. 19	Michigan Tech	L	2-9
Feb. 25	NORTH DAKOTA	L	3-6
Feb. 26	NORTH DAKOTA	W	3-2
Mar. 4	Michigan	L	3-6
Mar. 5	MICHIGAN	L	2-5

Player	GP	G	A	P	PIM
Russ Welch	36	22	22	44	50
Jim Cunningham	34	11	25	36	59
Kevin Coughlin	34	11	24	35	41
Dave Kelly	35	17	16	33	40
Paul Klasinski	35	13	20	33	97
Joe Campbell	32	8	20	28	24
Tim McDonald	36	3	23	26	30
Ron Heaslip	36	7	18	25	134
Rob Harris	34	12	10	22	20
Jim Johnson	27	9	9	18	12
Marty McLaughlin	30	7	7	14	12
Jeff Addley	34	5	7	12	16
Mark DeCenzo	25	7	3	10	6
Ted Huesing	36	2	7	9	46
Doug Counter	16	1	8	9	8
Jeff Barr	35	1	7	8	89
Ken Brothers	21	3	3	6	6
Don Siegel	20	1	4	5	10
Ed Lubanski	17	2	1	3	6
Pat Betterly	3	2	1	3	22
Jeff Brubaker	18	0	3	3	30
Pete Feamster	15	0	3	3	14
Jack Johnson	13	0	2	2	14
John Muscari	14	1	0	1	2
Bryan Cammett	5	0	0	0	0
Darryl DiPace	1	0	0	0	0
Dave Versical	26	0	0	0	4
Mark Mazzoleni	9	0	0	0	2

Goaltender W-L-T GAASv. Pct.

Mark Mazzoleni	4-4-0	4.09	.890
Dave Versical	9-16-1	5.43	.872
John Szykiel	1-1-0	8.33	.800

1977-78

Overall: 7-27-2 WCHA: 7-23-2 (10th)

Oct. 15	MICHIGAN (Exh.)	L	4-7
Oct. 21	TORONTO	L	1-3
Oct. 22	TORONTO	L OT	3-4
Oct. 28	North Dakota	W	5-3
Oct. 29	North Dakota	L	4-8
Nov. 4	MINNESOTA	L	1-4
Nov. 5	MINNESOTA	W OT	4-3

Nov. 11	Michigan	L	4-8
Nov. 12	MICHIGAN	W	9-4
Nov. 18	MICHIGAN TECH	W OT	6-5
Nov. 19	MICHIGAN TECH	L	2-4
Nov. 25	Notre Dame	L	3-4
Nov. 26	Notre Dame	L	2-10
Dec. 2	Minnesota-Duluth	L	5-8
Dec. 3	Minnesota-Duluth	L	6-10
Dec. 9	WISCONSIN	L	2-6
Dec. 10	WISCONSIN	L	3-7
Dec. 29	BOSTON UNIVERSITY	L	5-7
Dec. 30	BOSTON UNIVERSITY	L	3-6
Jan. 7	MINNESOTA-DULUTH	W OT	3-2
Jan. 8	MINNESOTA-DULUTH	L	5-7
Jan. 13	Michigan Tech	L	4-5
Jan. 14	Michigan Tech	L	5-9
Jan. 20	Wisconsin	T OT	5-5
Jan. 21	Wisconsin	L	2-8
Jan. 27	COLORADO COLLEGE	L	6-8
Jan. 28	COLORADO COLLEGE	L	3-5
Feb. 4	Minnesota	L	0-10
Feb. 5	Minnesota	L	3-5
Feb. 10	NORTH DAKOTA	L	2-4
Feb. 11	NORTH DAKOTA	W	5-3
Feb. 17	Denver	L	5-6
Feb. 18	Denver	L	2-6
Feb. 24	NOTRE DAME	L	0-2
Feb. 25	NOTRE DAME	W	3-2
Mar. 3	MICHIGAN	T OT	7-7
Mar. 4	Michigan	L	2-3

Player	GP	G	A	P	PIM
Russ Welch	33	17	23	40	36
Leo Lynnett	36	18	15	33	10
Tim McDonald	35	10	19	29	30
Joe Campbell	34	10	15	25	26
Jim Johnson	26	7	13	20	26
Mark DeCenzo	33	3	17	20	16
Darryl DiPace	31	10	8	18	24
Ted Huesing	27	6	11	17	22
Kevin Coughlin	30	6	9	15	33
Pat Betterly	25	5	9	14	12
Paul Klasinski	21	8	4	12	34
Ken Paraskewin	31	6	5	11	28
Marty McLaughlin	25	5	6	11	4
Dan Sutton	31	2	9	11	52
Dave Gandini	19	4	6	10	4
Ron Heaslip	13	5	4	9	21
Jeff Barr	36	1	8	9	85
Tony Jelacic	13	3	5	8	4
Mike Stoltzner	23	1	7	8	4
Doug Counter	10	1	5	6	0
Jim Clifford	33	0	6	6	42
Mitch Horsch	22	0	4	4	12
John Sikura	10	1	2	3	2
Marc Gagnon	14	0	3	3	14
Brad Dredge	5	1	1	2	0
Mark Mazzoleni	15	0	2	2	6
Dean Miller	9	1	0	1	0
Dave Versical	23	0	1	1	0
Brad Wilkinson	7	0	1	1	0
Pete Feamster	2	0	0	0	2
Ed Lubanski	2	0	0	0	0
Jim Cunningham	2	0	0	0	8
Bob Clarke	1	0	0	0	0
Paul Gottwald	1	0	0	0	0
Dave Simonetti	2	0	0	0	0
MICHIGAN STATE	36	131	218	349	562
OPPONENTS	36	202	330	532	648

Goaltender W-L-T GAASv. Pct.

Mark Mazzoleni	3-10-1	5.36	.859
Dave Versical	4-17-1	5.64	.859

1978-79

Overall: 15-21-0 WCHA: 12-20-0 (Tied 8th)

Oct. 15	Michigan (Exh.)	L	3-6
Oct. 20	OHIO STATE	W	4-1
Oct. 21	OHIO STATE	W	5-1
Oct. 27	Denver	L	2-4
Oct. 28	Denver	L	1-4
Nov. 3	MINNESOTA	L	4-6
Nov. 4	MINNESOTA	L OT	5-6

Nov. 10	Michigan Tech	L	6-10
Nov. 11	Michigan Tech	W	5-4
Nov. 17	Notre Dame	L	1-9
Nov. 18	Notre Dame	L	4-5
Nov. 24	NORTH DAKOTA	W	4-2
Nov. 25	NORTH DAKOTA	L	1-6
Dec. 1	WISCONSIN	W	6-5
Dec. 2	WISCONSIN	L	1-5
Dec. 8	MICHIGAN	L	4-7
Dec. 9	Michigan	L	2-5
Dec. 15	Colorado College	L	2-9
Dec. 16	Colorado College	L	4-10
Dec. 29	NORTHEASTERN	W	7-5
Dec. 30	NORTHEASTERN	L	2-5
Jan. 5	Wisconsin	L	4-6
Jan. 6	Wisconsin	L	3-13
Jan. 12	NOTRE DAME	L	2-3
Jan. 13	NOTRE DAME	W	6-3
Jan. 20	DENVER	W	5-3
Jan. 21	DENVER	W	7-3
Feb. 2	Minnesota	L	4-7
Feb. 3	Minnesota	L	3-11
Feb. 9	MICHIGAN TECH	W	4-3
Feb. 10	MICHIGAN TECH	W	5-3
Feb. 16	MINNESOTA-DULUTH	W	6-5
Feb. 17	MINNESOTA-DULUTH	L	3-5
Feb. 23	North Dakota	L	2-7
Feb. 24	North Dakota	W	6-5
Mar. 2	Michigan	W	5-3
Mar. 3	MICHIGAN	W	5-3

Player	GP	G	A	P	PIM
Russ Welch	36	16	30	46	28
Joe Omiccioli	36	20	14	34	12
Ted Huesing	35	8	25	33	68
Darryl DiPace	35	14	16	30	38
Ken Paraskewin	31	15	13	28	53
Leo Lynnett	16	13	13	26	4
David Gandini	34	10	15	25	22
Arron Rucks	30	8	16	24	25
Frank Finn	36	7	16	23	28
Gary Harpell	34	3	14	17	18
Mike Stoltzner	32	5	9	14	14
Dean Miller	24	3	10	13	4
Dan Sutton	16	5	5	10	10
Conrad Wiggins	31	2	8	10	53
Jim Clifford	31	1	6	7	32
Mitch Horsch	27	1	5	6	34
Craig Lakian	14	1	4	5	4
Paul Gottwald	14	2	2	4	2
Paul Klasinski	12	2	2	4	18
Jeff Bacon	15	1	3	4	19
Jeff Barr	35	1	2	3	42
Bill Shutt	25	1	2	3	48
Bill Brodie	13	0	3	3	14
Bruce Porter	10	0	3	3	2
Brad Dredge	7	1	0	1	8
Paul Reed	3	0	1	1	4
Mark Mazzoleni	19	0	0	0	8
Doug Belland	18	0	0	0	8
Dave Wahl	4	0	0	0	0
Brad Wilkinson	2	0	0	0	4
Bench	-	-	-	-	14
MICHIGAN STATE	36	140	237	377	636
OPPONENTS	36	192	316	508	683
Goaltender	W-L-T	GAASv. Pct.			
Doug Belland	9-9-0	5.07	.865		
Mark Mazzoleni	6-12-0	5.51	.851		



YEAR-BY-YEAR TEAM RESULTS

RON MASON

1979-2002
(23 seasons)
635-270-69 (.687)

The second-winningest college hockey coach in history, Ron Mason closed his career with a 924-380-83 career record, including a 635-270-69 mark with MSU and reached the NCAA tournament 19 times with the Spartans. In his first two seasons (1979-81), the Spartans belonged to the WCHA.

As the CCHA developed in 1981-82, so did Mason's players. Michigan State won its first CCHA playoff championship in 1982, a run that would span four years, and also qualify for the NCAA tournament nine years in a row. It was not until the 1985-86 season where Mason claimed his first NCAA championship with a 6-5 victory over Harvard. MSU would also advance to the finals the following year, only to fall to North Dakota, 5-3. He would be honored April 26, 1992, with the Spencer Prose Award as the Coach of the Year. The 1992-93 season would become one of the most memorable for Mason. In November, he surpassed Amo Bessone to become Michigan State's winningest coach with win No. 368. With a 6-5 victory over Kent, March 12, 1993, Mason's career win total of 674 ranked him first on the U.S. all-time list. He won his 900th career game, a 2-0 victory over Ferris State on Oct. 20, 2001. The program's two Hobey Baker Award winners, Kip Miller and Ryan Miller, both played under Mason, who coached a total of 15 finalists for the award. He also mentored NHL players such as Bob Essensa, Craig Simpson, Rod Brind'Amour, Bryan Smolinski, Rem Murray, Anson Carter, Mike York and Shawn Horcoff. Mason passed away in June 2016 at the age of 76.

1979-80

Overall: 14-24-0 WCHA: 12-16-0 (8th)

Oct. 19	Western Michigan	W	7-6
Oct. 20	WESTERN MICHIGAN	L	6-8
Oct. 26	Minnesota	L	8-9
Oct. 27	Minnesota	L	5-11
Nov. 2	WISCONSIN	L	4-6
Nov. 3	WISCONSIN	W	5-4
Nov. 9	MICHIGAN TECH	W OT	5-4
Nov. 10	MICHIGAN TECH	L	2-6
Nov. 16	Notre Dame	W	5-4
Nov. 17	Notre Dame	L	3-5
Nov. 23	NORTH DAKOTA	L	2-9
Nov. 24	NORTH DAKOTA	W OT	5-4
Nov. 30	Michigan	L	2-7
Dec. 1	MICHIGAN	W	6-3
Dec. 7	FERRIS STATE	L	3-6
Dec. 8	Ferris State	L OT	3-4
Dec. 18	Colorado College	L OT	6-7
Dec. 19	Colorado College	L	1-6
Dec. 28	Michigan +J	L	4-7
Dec. 29	Michigan +J	L	4-10
Jan. 4	PRINCETON	W	6-1
Jan. 5	BOSTON COLLEGE	L	3-5
Jan. 11	Minnesota-Duluth	W	6-4
Jan. 12	Minnesota-Duluth	L OT	7-8
Jan. 18	MICHIGAN TECH	W	4-3
Jan. 19	MICHIGAN TECH	L	0-6
Jan. 25	Wisconsin	W	5-4
Jan. 26	Wisconsin	L	2-9
Feb. 1	MINNESOTA	W	7-6
Feb. 2	MINNESOTA	L	1-7
Feb. 8	POLISH NAT'L TEAM (Exh.)	W	5-1
Feb. 15	DENVER	W	4-2
Feb. 16	DENVER	L	5-8
Feb. 22	NOTRE DAME	W	7-6
Feb. 23	NOTRE DAME	L	5-9
Feb. 29	MICHIGAN	W	5-4
Mar. 1	Michigan	L	1-6
Mar. 7	North Dakota %	L	1-8
Mar. 8	North Dakota %	L	3-5

+ J - Great Lakes Invitational; Joe Louis Arena

% - WCHA Playoffs

Player	GP	G	A	P	PIM
Leo Lynett	38	27	34	61	18
Russ Welch	37	23	37	60	40
Mark Hamway	38	16	28	44	28
Ted Huesing	35	9	33	42	44
Dan Martin	28	16	14	30	16
Paul Gottwald	33	10	20	30	18
Frank Finn	38	11	16	27	16
Mike Stoltzner	36	11	13	24	34
Craig Laktion	38	7	14	21	18
Dan Sutton	35	0	17	17	58
Ken Parakevin	30	8	8	16	35
Gary Harpell	35	5	8	13	29
Joe Omiccioli	32	5	7	12	8
Ken Leiter	38	0	10	10	96
Bill Shutt	34	0	9	9	48
Jim Clifford	25	2	5	7	61
Nigel Thomas	33	3	1	4	4
Dave Distel	22	1	1	2	24
Jeff Bacon	5	1	0	1	2
Lee Houtteman	11	0	1	1	6
Roger Goodes	6	0	0	0	0
Bob Daniels	1	0	0	0	0
Steve Almquist	1	0	0	0	0
Doug Belland	19	0	0	0	12
Mark Mazzoleni	26	0	0	0	4
Others	32	3	6	9	24

MICHIGAN STATE	GP	G	A	P	PIM
38	158	282	440	643	
OPPONENTS	38	227	281	550	631

Goaltender	W-L-T	GA	SV	Pct.
Bob Trocinski	0-0-0	4.82	.879	
Mark Mazzoleni	11-13-0	5.81	.853	
Doug Belland	3-11-0	6.29	.842	

1980-81

Overall: 12-22-2 WCHA: 7-20-1 (10th)

Oct. 24	NORTHERN MICHIGAN	L	2-5
Oct. 25	NORTHERN MICHIGAN	W	6-2
Oct. 31	NORTH DAKOTA	L	3-6
Nov. 1	NORTH DAKOTA	L	4-7
Nov. 7	MICHIGAN	L	1-2
Nov. 8	Michigan	L OT	2-3
Nov. 14	Denver	L	1-7
Nov. 15	Denver	L	4-6
Nov. 21	North Dakota	L	4-6
Nov. 22	North Dakota	L	2-5
Nov. 26	MICHIGAN TECH	W	8-2
Nov. 27	MICHIGAN TECH	L	2-4
Dec. 3	Notre Dame	L OT	3-4
Dec. 5	MIAMI	T OT	4-4
Dec. 6	MIAMI	W	6-3
Dec. 12	Notre Dame	W	1-0
Dec. 19	Lake Superior State	W	5-2
Dec. 20	Lake Superior State	W	3-2
Dec. 27	Michigan +J	L	2-3
Dec. 28	Harvard +J	W	6-4
Jan. 9	MINNESOTA-DULUTH	W	4-0
Jan. 10	MINNESOTA-DULUTH	L	3-4
Jan. 16	Michigan	L	2-9
Jan. 17	MICHIGAN	W	4-3
Jan. 23	Michigan Tech	L	0-5
Jan. 24	Michigan Tech	L	1-4
Jan. 30	DENVER	T OT	3-3
Jan. 31	DENVER	L	1-2
Feb. 7	Minnesota	L	3-8
Feb. 8	Minnesota	L	2-4
Feb. 13	NOTRE DAME	L	2-4
Feb. 14	NOTRE DAME	L	2-4
Feb. 20	Wisconsin	W	5-3
Feb. 21	Wisconsin	L	4-5
Feb. 27	COLORADO COLLEGE	W OT	6-5
Feb. 28	COLORADO COLLEGE	W OT	5-4

+ J - Great Lakes Invitational; Joe Louis Arena

+ J - CCHA Tournament; Joe Louis Arena

% - NCAA Regional; Durham, N.H.

Player	GP	G	A	P	PIM
Mark Hamway	35	18	15	33	20
Frank Finn	35	15	16	31	56
Newell Brown	30	14	16	30	42
Bob Martin	35	11	14	25	39
Ken Parakevin	34	14	10	24	54
Leo Lynett	17	6	16	22	10

Gary Haight	36	5	17	22	64
Gary Harpell	36	6	12	18	30
Joe Omiccioli	36	3	15	18	16
David Taylor	36	3	12	15	30
Craig Laktion	36	6	8	14	20
Ken Leiter	31	2	12	14	48
Dan Sutton	27	5	8	13	44
Jeff Easley	19	2	9	11	32
Nigel Thomas	36	3	4	7	10
Mike Stoltzner	36	2	4	6	14
Andre Lamarche	31	0	3	3	16
Bill Shutt	13	0	2	2	12
Todd Gardiner	16	1	0	1	8
Ron Scott	33	0	1	1	4
Jim Clifford	8	0	0	0	16
Jeff Bacon	6	0	0	0	8
Dave Distel	16	0	0	0	2
Bob Bullock	13	0	0	0	10
Dan Hiatt	10	0	0	0	2
Jim Cornish	2	0	0	0	0
John Martin	2	0	0	0	0

Goaltender	W-L-T	GA	SV	Pct.
Bob Trocinski	1-1-1	3.81	.908	
Ron Scott	11-21-1	3.89	.891	

1981-82

NCAA Tournament

Overall: 26-14-2 CCHA: 21-10-1 (2nd)

Oct. 17	WESTERN MICHIGAN (Exh.)	W	6-4
Oct. 23	LAKE SUPERIOR STATE	W	4-3
Oct. 24	LAKE SUPERIOR STATE	W OT	3-2
Oct. 30	Bowling Green	W	4-3
Oct. 31	BOWLING GREEN	W	4-0
Nov. 6	Ferris State	T OT	3-3
Nov. 7	FERRIS STATE	L OT	3-4
Nov. 13	NOTRE DAME	W	4-2
Nov. 14	Notre Dame	W	8-4
Nov. 20	Michigan	L	3-4
Nov. 21	MICHIGAN	W	3-0
Dec. 4	BOWLING GREEN	W	6-5
Dec. 5	Bowling Green	L	3-4
Dec. 11	MICHIGAN TECH	W	6-1
Dec. 12	MICHIGAN TECH	L	3-4
Dec. 17	Lake Superior State	W	5-2
Dec. 18	Lake Superior State	W	3-1
Dec. 29	Michigan Tech +J	L	3-6
Dec. 30	Michigan +J	T	4-4
Jan. 8	WESTERN MICHIGAN	L	2-3
Jan. 9	Western Michigan	W	4-3
Jan. 15	ILLINOIS-CHICAGO	W	8-1
Jan. 16	ILLINOIS-CHICAGO	W	7-2
Jan. 18	Michigan	W	5-2
Jan. 22	Ohio State	W	7-3
Jan. 23	Ohio State	L	1-4
Jan. 29	MIAMI	W	6-5
Jan. 30	MIAMI	L	2-3
Feb. 5	Northern Michigan	W	4-2
Feb. 6	Northern Michigan	L	3-9
Feb. 12	WESTERN MICHIGAN	W	6-2
Feb. 13	Western Michigan	W	7-3
Feb. 16	MICHIGAN	W	7-1
Feb. 20	NOTRE DAME	W	5-2
Feb. 22	Notre Dame	L	2-3
Feb. 26	FERRIS STATE	W	10-2
Feb. 27	Ferris State	L	3-4
Mar. 5	LAKE SUPERIOR STATE @	W	9-1
Mar. 6	LAKE SUPERIOR STATE @	L	3-4
Mar. 12	Michigan Tech @J	W	3-2
Mar. 13	Notre Dame @J	W	4-1
Mar. 19	New Hampshire J	L	2-3
Mar. 20	New Hampshire J	L	2-6

+ J - Great Lakes Invitational; Joe Louis Arena

@ - CCHA Tournament; Joe Louis Arena

J - NCAA Regional; Durham, N.H.

Player	GP	G	A	P	PIM
Newell Brown	41	22	51	73	66
Mark Hamway	42	34	31	65	37
Lyle Phair	42	19	24	43	49
Gary Haight	40	9	33	42	75
Gord Flegel	42	14	21	35	4
Kelly Miller	40	11	19	30	21

YEAR-BY-YEAR TEAM RESULTS

Tom Anastos	37	16	13	29	18
Rob Martin	37	12	13	25	28
David Taylor	42	7	15	22	23
Jeff Eisle	42	4	17	21	72
Ken Leiter	31	7	13	20	50
Dan McFall	42	3	17	20	28
Nigel Thomas	39	8	8	16	18
Gary Harpell	29	6	6	12	22
Dan Beatty	31	3	9	12	8
Frank Finn	34	2	8	10	27
Craig Laktion	33	4	4	8	24
Todd Gardiner	15	2	2	4	4
Dee Rizzo	38	0	3	3	14
Joe Omiccioli	11	1	1	2	0
Ron Scott	39	0	2	2	2
Bill Shutt	8	0	2	2	0
Andre Lamarche	29	0	0	0	6
Bob Trocinski	6	0	0	0	2
MICHIGAN STATE	42	184	312	496	604
OPPONENTS	42	123	197	320	749

Goaltender	W-L-T	GAASv. Pct.
Ron Scott	24-13-1	.285 .901
Bob Trocinski	2-1-1	.339 .870

1982-83

NCAA Tournament

Overall: 30-11-1 CCHA: 23-9-0 (Tied 2nd)

Oct. 9	NOTRE DAME (Exh.)	W	6-3
Oct. 15	McMASTER	W	9-2
Oct. 16	McMASTER	W	8-4
Oct. 22	ILLINOIS-CHICAGO	W	4-0
Oct. 23	ILLINOIS-CHICAGO	W	8-0
Oct. 29	OHIO STATE	W	5-2
Oct. 30	OHIO STATE	W	5-1
Nov. 5	Michigan	W	5-2
Nov. 6	MICHIGAN	W	4-3
Nov. 12	NORTHERN MICHIGAN	L	1-2
Nov. 13	NORTHERN MICHIGAN	L	1-3
Nov. 19	Miami	W OT	3-2
Nov. 20	Miami	W	3-2
Nov. 27	MICHIGAN TECH	W	6-3
Nov. 28	MICHIGAN TECH	W OT	3-2
Dec. 3	Notre Dame	L	2-3
Dec. 4	Notre Dame	W	7-3
Dec. 17	Lake Superior State	W	3-2
Dec. 18	Lake Superior State	W	5-3
Dec. 28	Michigan +J	W	6-3
Dec. 29	Michigan Tech +J	W	5-3
Jan. 5	US NATIONAL TEAM (Exh.)	L	2-9
Jan. 7	Bowling Green	L	4-6
Jan. 8	Bowling Green	L	2-4
Jan. 14	FERRIS STATE	L	1-4
Jan. 15	Ferris State	W	4-2
Jan. 21	WESTERN MICHIGAN	W	8-0
Jan. 22	WESTERN MICHIGAN	W	6-4
Jan. 28	MICHIGAN	W	3-1
Jan. 29	Michigan	W	2-1
Feb. 4	LAKE SUPERIOR STATE	W	7-3
Feb. 5	LAKE SUPERIOR STATE	W	2-1
Feb. 11	Michigan Tech	L	3-6
Feb. 12	Michigan Tech	W	5-4
Feb. 18	Ferris State	L	2-5
Feb. 19	FERRIS STATE	W	10-2
Feb. 25	Northern Michigan	W	7-3
Feb. 26	Northern Michigan	L	1-4
Mar. 4	FERRIS STATE @	L	2-4
Mar. 5	FERRIS STATE @	W	5-1
Mar. 11	Ohio State @J	W	8-3
Mar. 12	Bowling Green @J	W OT	4-3
Mar. 18	Harvard J	L	5-6
Mar. 19	Harvard J	T	3-3

+ J - Great Lakes Invitational; Joe Louis Arena
 @ J - CCHA Tournament
 @ J - CCHA Tournament; Joe Louis Arena
 J - NCAA Regional; Cambridge, Mass.

Player	GP	G	A	P	PIM
Mark Hamway	42	30	29	59	16
Newell Brown	42	17	29	46	70
Gord Flegel	42	17	25	42	22
Lyle Phair	41	20	15	35	64
Dale Krentz	42	11	24	35	50
Kelly Miller	36	16	19	35	12

Ken Leiter	40	3	28	31	47
Gary Haight	40	6	24	30	52
Dan McFall	36	12	14	26	22
Mike Donnelly	24	7	13	20	8
Brad Beck	42	5	15	20	40
Ron Martin	34	11	8	19	22
Jeff Eisle	39	4	13	17	38
Harvey Smyl	34	5	9	14	66
Rick Fernandez	29	7	3	10	24
David Taylor	41	0	10	10	50
Dee Rizzo	39	2	7	9	42
Tom Anastos	27	3	5	8	13
Todd Gardiner	39	6	0	6	4
Dan Beatty	17	3	2	5	16
Ron Scott	40	0	5	5	10
Nigel Thomas	13	0	2	2	2
George Hafke	7	1	0	1	4
Others	-	1	4	5	12
MICHIGAN STATE	42	187	303	490	710
OPPONENTS	42	115	176	291	704

Goaltender	W-L-T	GAASv. Pct.
Ron Scott	29-9-1	.264 .899
Jon Brekken	1-1-0	.284 .900
Tom Nowland	0-1-0	.367 .886

1983-84

NCAA Tournament 4th Place

Overall: 34-12-0 CCHA: 21-9-0 (Tied 2nd)

Oct. 14	NORTHEASTERN	W	5-2
Oct. 15	NORTHEASTERN	W	1-0
Oct. 21	Western Michigan	W	5-2
Oct. 22	Western Michigan	W	5-2
Oct. 28	Illinois-Chicago	W	7-1
Oct. 29	Illinois-Chicago	W	5-3
Nov. 4	BOWLING GREEN	L	4-7
Nov. 5	BOWLING GREEN	L	3-5
Nov. 11	NORTHERN MICHIGAN	W	4-2
Nov. 12	NORTHERN MICHIGAN	W	9-4
Nov. 18	Michigan	W	6-3
Nov. 19	Michigan	L	3-5
Nov. 25	Ferris State	W	8-2
Nov. 26	Ferris State	L	1-2
Dec. 2	MICHIGAN TECH	W	7-2
Dec. 3	MICHIGAN TECH	W	6-4
Dec. 10	TORONTO	W	5-2
Dec. 11	TORONTO	L	1-7
Dec. 16	Lake Superior State	L OT	3-4
Dec. 17	Lake Superior State	W	7-3
Dec. 29	Northern Michigan +J	W	5-1
Dec. 30	Michigan Tech +J	W	6-2
Jan. 6	MIAMI	W	9-1
Jan. 7	MIAMI	W	9-3
Jan. 13	Ohio State	L	2-4
Jan. 14	Ohio State	W	5-3
Jan. 16	US NATIONAL TEAM (Exh.)	L	2-6
Jan. 20	UMASS-LOWELL	W	10-4
Jan. 21	UMASS-LOWELL	W	6-0
Jan. 27	MICHIGAN	W	12-1
Jan. 28	Michigan	W	3-1
Feb. 3	Michigan Tech	L	4-6
Feb. 4	Michigan Tech	L	1-3
Feb. 10	LAKE SUPERIOR STATE	W	6-1
Feb. 11	LAKE SUPERIOR STATE	W	8-1
Feb. 17	Northern Michigan	L	1-4
Feb. 18	Northern Michigan	W OT	4-3
Feb. 24	FERRIS STATE	W	8-4
Feb. 25	FERRIS STATE	W	7-4
Mar. 2	MICHIGAN TECH @	W	5-3
Mar. 3	MICHIGAN TECH @	W	3-1
Mar. 9	Ohio State @J	W	8-1
Mar. 10	Western Michigan @J	W	5-0
Mar. 17	BOSTON COLLEGE J	W	6-2
Mar. 18	BOSTON COLLEGE J	W	7-6
Mar. 23	Bowling Green J	L OT	5-6
Mar. 24	North Dakota J	L OT	5-6

+ J - Great Lakes Invitational; Joe Louis Arena
 @ - CCHA Tournament

@ J - CCHA Tournament; Joe Louis Arena

J - NCAA Regional; East Lansing, Mich.

J - NCAA Frozen Four; Lake Placid, N.Y.

Player	GP	G	A	P	PIM
Craig Simpson	46	14	43	57	38
Bill Shibicky	43	18	37	55	59
Jeff Eisle	45	13	41	54	57
Newell Brown	42	20	33	53	30
Kelly Miller	46	28	21	49	12
Gord Flegel	46	23	21	44	26
Tom Anastos	46	22	16	38	35
Don McSweeney	46	10	26	36	30
Dan McFall	46	14	20	34	56
Mike Donnelly	44	18	14	32	40
Dale Krentz	44	12	20	32	31
Lyle Phair	45	15	16	31	58
Harvey Smyl	43	11	15	26	92
Jeff Parker	44	8	13	21	82
Mitch Messier	37	6	15	21	22
David Taylor	46	2	18	20	34
Brad Beck	42	2	7	9	67
Dan Beatty	10	2	4	6	4
Neil Davey	33	1	5	6	50
Dave Arkellpane	7	1	2	3	4
Bob Essensa	17	0	2	2	0
Dee Rizzo	11	0	2	2	8
Andre Lamarche	9	1	1	2	12
Norm Foster	32	0	1	1	4
Rick Fernandez	3	0	0	0	0

Goaltender	W-L-T	GAASv. Pct.
Norm Foster	23-8-0	.274 .898
Bob Essensa	11-4-0	.279 .891
Tom Nowland	0-0-0	.600 .800

1984-85

NCAA Tournament

Overall: 38-6-0 CCHA: 27-5-0 (1st)

Oct. 12	Ohio State	W OT	5-4
Oct. 14	Ohio State	W	6-3
Oct. 19	Western Michigan	W	6-4
Oct. 20	Western Michigan	L	2-3
Oct. 26	Miami	W	9-1
Oct. 27	Miami	W	5-1
Nov. 2	FERRIS STATE	W	8-2
Nov. 3	Ferris State	L OT	3-4
Nov. 9	Michigan	W	4-1
Nov. 10	MICHIGAN	W	8-2
Nov. 16	WESTERN ONTARIO	W	4-3
Nov. 23	Bowling Green	W	4-1
Nov. 24	BOWLING GREEN	L	3-4
Nov. 29	Illinois-Chicago	W	8-2
Nov. 30	Illinois-Chicago	W	8-4
Dec. 7	LAKE SUPERIOR STATE	W	7-2
Dec. 8	LAKE SUPERIOR STATE	W	6-3
Dec. 14	OHIO STATE	W	7-0
Dec. 15	OHIO STATE	W	9-1
Dec. 28	Bowling Green +J	W	3-1
Dec. 29	Michigan Tech +J	W	7-0
Jan. 4	WESTERN MICHIGAN	W OT	4-3
Jan. 6	WESTERN MICHIGAN	W	7-3
Jan. 8	ALASKA FAIRBANKS	W	13-3
Jan. 11	MIAMI	W OT	3-2
Jan. 12	MIAMI	W	5-1
Jan. 18	Ferris State	W	3-1
Jan. 19	FERRIS STATE	W	7-3
Jan. 25	MICHIGAN	W	11-2
Jan. 26	Michigan	W	9-4
Feb. 1	Northern Arizona	W	5-2
Feb. 2	Northern Arizona	W	10-2
Feb. 8	BOWLING GREEN	W	15-1
Feb. 9	Bowling Green	W	3-1
Feb. 15	ILLINOIS-CHICAGO	W	6-2
Feb. 16	ILLINOIS-CHICAGO	L	4-7
Feb. 22	Lake Superior State	L	2-4
Feb. 23	Lake Superior State	W	4-2
Mar. 1	MIAMI @	W	4-3
Mar. 2	MIAMI @	W	7-1
Mar. 8	Ohio State @J	W	8-0
Mar. 9	Lake Superior State @J	W	5-1
Mar. 23	PROVIDENCE J	W	3-2
Mar. 24	PROVIDENCE J	L	2-4

+ J - Great Lakes Invitational; Joe Louis Arena
 @ - CCHA Tournament

@ J - CCHA Tournament; Joe Louis Arena

J - NCAA Regional; East Lansing, Mich.



YEAR-BY-YEAR TEAM RESULTS

Player	GP	G	A	P	PIM
Craig Simpson	42	31	53	84	33
Tom Anastos	41	29	39	68	36
Dale Krentz	44	24	30	54	26
Kelly Miller	43	27	23	50	21
Lyle Phair	43	23	27	50	86
Mike Donnelly	44	26	21	47	48
Gord Flegel	41	17	25	42	36
Kevin Miller	44	11	29	40	84
Mitch Messier	42	12	21	33	47
Gary Haight	44	7	26	33	46
Bill Shibicky	32	8	24	32	60
Don McFall	44	7	25	32	32
Don McSween	44	2	23	25	50
Harvey Smyl	43	10	13	23	100
Brad Beck	42	5	18	23	62
Jeff Parker	42	10	12	22	85
Sean Clement	44	5	13	18	24
Rick Fernandez	14	4	2	6	8
Tom Tilley	37	1	5	6	58
Dave Arkelipane	7	3	2	5	0
Dan Beatty	6	0	2	2	6
Norm Foster	26	0	1	1	0
Bob Essensa	18	0	1	1	0
Dave Chiappelli	3	0	0	0	6
Bench	-	-	-	-	4
MICHIGAN STATE	44	262	433	695	968
OPPONENTS	44	100	160	260	984

Goaltender	W-L-T	GAASv. Pct.
Bob Essensa	15-2-0	1.64 .921
Norm Foster	22-4-0	2.63 .883
Tom Nowland	1-0-0	3.00 .727

1985-86

NCAA Champions

Overall: 34-9-2 CCHA: 23-7-2 (1st)

Oct. 11	Ohio State	W	6-2
Oct. 12	Ohio State	W	5-2
Oct. 18	Western Michigan	L	1-5
Oct. 19	WESTERN MICHIGAN	W	4-3
Oct. 25	MIAMI	W	5-2
Oct. 26	MIAMI	W	7-2
Nov. 1	FERRIS STATE	T OT	5-5
Nov. 2	Ferris State	W	5-3
Nov. 8	Michigan	L	4-5
Nov. 9	MICHIGAN	W	6-2
Nov. 15	TEAM CANADA (Exh.)	L	3-5
Nov. 16	TEAM CANADA (Exh.)	W OT	5-4
Nov. 22	BOWLING GREEN	W OT	4-3
Nov. 23	Bowling Green	L OT	5-6
Nov. 29	Illinois-Chicago	W	6-4
Nov. 30	Illinois-Chicago	L	2-3
Dec. 6	Lake Superior State	L	3-7
Dec. 7	Lake Superior State	LOT	5-6
Dec. 14	OHIO STATE	W OT	6-5
Dec. 15	OHIO STATE	W	8-0
Dec. 19	NORTHERN MICHIGAN	L	2-3
Dec. 28	Michigan Tech +J	W OT	2-1
Dec. 29	Rensselaer +J	W	8-3
Jan. 4	WESTERN MICHIGAN	W	4-2
Jan. 5	Western Michigan	W	8-5
Jan. 10	Miami	W	8-3
Jan. 11	Miami	W	6-3
Jan. 17	Ferris State	W	8-6
Jan. 18	FERRIS STATE	T OT	9-9
Jan. 24	MICHIGAN	W	7-5
Jan. 25	Michigan	L	3-5
Jan. 31	NORTHERN ARIZONA	W	12-2
Feb. 1	NORTHERN ARIZONA	W	9-3
Feb. 7	Bowling Green	W	7-4
Feb. 8	BOWLING GREEN	W	6-4
Feb. 14	ILLINOIS-CHICAGO	W	4-2
Feb. 15	ILLINOIS-CHICAGO	W	7-2
Feb. 21	LAKE SUPERIOR STATE	W	8-5
Feb. 22	LAKE SUPERIOR STATE	W OT	5-4
Feb. 28	MICHIGAN @	W	4-3
Mar. 1	MICHIGAN @	W	5-2
Mar. 7	Lake Superior State @J	W	3-2
Mar. 8	Western Michigan @J	L	1-3
Mar. 22	BOSTON COLLEGE !H	W	6-4
Mar. 23	BOSTON COLLEGE !H	W	4-2
Mar. 27	Minnesota !	W	6-4
Mar. 29	Harvard !	W	6-5

+J - Great Lakes Invitational; Joe Louis Arena
 @ - CCHA Tournament
 @J - CCHA Tournament; Joe Louis Arena
 !H - NCAA Regional; East Lansing, Mich.
 ! - NCAA Frozen Four; Providence, R.I.

Player	GP	G	A	P	PIM
Mike Donnelly	44	59	38	97	65
Kevin Miller	45	19	52	71	112
Mitch Messier	38	24	40	64	36
Joe Murphy	35	24	37	61	50
Bill Shibicky	44	17	39	56	104
Brian Reynolds	45	14	24	38	78
Don McSween	45	9	29	38	
Jeff Parker	41	15	20	35	88
Tom Tilley	42	9	25	34	68
Bruce Rendall	45	14	18	32	48
Danton Cole	43	11	10	21	22
Bobby Reynolds	45	9	10	19	26
Brad Beck	41	3	15	18	40
Geir Hoff	39	3	11	14	14
Brad Hamilton	43	3	10	13	52
Rick Tosto	30	4	8	12	10
Sean Clement	40	4	7	11	40
Chris Luongo	38	1	5	6	29
Dee Rizzo	28	0	5	5	12
Rick Fernandez	12	0	3	3	6
Dave Arkelipane	19	2	0	2	14
Norm Foster	24	0	1	1	0
Bob Essensa	23	0	1	1	2
Dave Chiappelli	1	0	0	0	0
Bench	-	-	-	-	14
MICHIGAN STATE	45	245	406	651	955
OPPONENTS	45	161	242	403	884

Goaltender	W-L-T	GAASv. Pct.
Bob Essensa	17-4-1	3.33 .881
Norm Foster	17-5-1	3.69 .877

1986-87

NCAA Tournament Finalist

Overall: 33-10-2 CCHA: 23-8-1 (2nd)

Oct. 10	OHIO STATE	W	8-4
Oct. 11	OHIO STATE	W	6-4
Oct. 17	Ferris State	W	3-2
Oct. 18	FERRIS STATE	W	6-3
Oct. 24	MIAMI	W	10-4
Oct. 25	MIAMI	W	8-1
Oct. 31	Western Michigan	W	6-3
Nov. 1	WESTERN MICHIGAN	W	7-3
Nov. 7	ILLINOIS-CHICAGO	L OT	4-5
Nov. 8	ILLINOIS-CHICAGO	W	5-4
Nov. 14	Michigan	W	7-6
Nov. 15	MICHIGAN	W	9-3
Nov. 21	MAINE	T OT	3-3
Nov. 22	MAINE	W	4-0
Nov. 26	MICHIGAN TECH	W	6-0
Nov. 28	Bowling Green	W OT	5-4
Nov. 30	BOWLING GREEN	W	5-1
Dec. 5	Lake Superior State	L OT	4-5
Dec. 6	Lake Superior State	W OT	3-2
Dec. 12	Ferris State	W OT	4-3
Dec. 14	FERRIS STATE	W	4-2
Dec. 27	Western Michigan +J	L	3-7
Dec. 28	Michigan Tech +J	W	9-0
Jan. 2	Miami	L OT	4-5
Jan. 3	Miami	W	5-2
Jan. 9	WESTERN MICHIGAN	W	8-6
Jan. 10	Western Michigan	W OT	5-4
Jan. 16	Illinois-Chicago	L	2-4
Jan. 17	Illinois-Chicago	W	5-3
Jan. 23	MICHIGAN	L	2-8
Jan. 24	Michigan	W	2-1
Jan. 30	TEAM CANADA (Exh.)	L	3-5
Jan. 31	TEAM CANADA (Exh.)	L	3-6
Feb. 6	BOWLING GREEN	W	6-3
Feb. 7	Bowling Green	T OT	3-3
Feb. 13	LAKE SUPERIOR STATE	L	3-4
Feb. 14	LAKE SUPERIOR STATE	L	1-4
Feb. 20	Ohio State	W	8-4
Feb. 21	Ohio State	L	5-7
Feb. 27	MICHIGAN @	W OT	8-7
Feb. 28	MICHIGAN @	W	6-3

Mar. 6	Western Michigan @J	W	6-3
Mar. 7	Bowling Green @ J	W OT	4-3
Mar. 20	MAINE !H	W	6-2
Mar. 21	MAINE !H	W	5-3
Mar. 27	Minnesota !J	W	5-3
Mar. 28	North Dakota !J	L	3-5

+J - Great Lakes Invitational; Joe Louis Arena
 @ - CCHA Tournament
 @J - CCHA Tournament; Joe Louis Arena
 !H - NCAA Regional; East Lansing, Mich.
 !J - NCAA Frozen Four; Joe Louis Arena

Player	GP	G	A	P	PIM
Mitch Messier	45	44	48	92	89
Kevin Miller	45	25	56	81	63
Bill Shibicky	42	43	36	79	100
Kip Miller	45	22	20	42	94
Brian Reynolds	45	16	25	41	68
Bobby Reynolds	40	20	13	33	40
Brad Hamilton	45	3	29	32	54
Don McSween	45	7	23	30	34
Bruce Rendall	44	11	14	25	113
Danton Cole	44	9	15	24	16
Tom Tilley	42	7	14	21	48
Chris Luongo	27	4	16	20	38
Mike O'Toole	43	2	13	15	74
Dave Arkelipane	42	6	8	14	20
Sean Clement	41	3	11	14	70
Geir Hoff	38	3	9	12	54
Steve Beadle	38	0	9	9	12
Neil Wilkinson	19	3	4	7	18
Don Gibson	43	3	3	6	74
Norm Foster	24	0	2	2	4
Jim Lycett	19	0	1	1	4
David McAuliffe	10	0	1	1	0
Bob Essensa	25	0	1	1	0
Nick Karmanos	4	0	0	0	0
Bench	-	-	-	-	12
MICHIGAN STATE	45	231	372	603	1100
OPPONENTS	45	156	236	393	1061

Goaltender	W-L-T	GAASv. Pct.
Bob Essensa	19-3-1	2.78 .884
Norm Foster	14-7-1	3.90 .858

1987-88

NCAA Tournament Quarterfinalist

Overall: 27-16-3 CCHA: 18-11-3 (3rd)

Oct. 9	Ohio State	W	9-4
Oct. 10	Ohio State	T OT	6-6
Oct. 16	Ferris State	L	2-4
Oct. 17	FERRIS STATE	W	5-2
Oct. 23	MIAMI	W	6-1
Oct. 24	MIAMI	L	2-4
Oct. 30	WESTERN MICHIGAN	W	4-2
Oct. 31	Western Michigan	W	4-0
Nov. 6	Illinois-Chicago	W	5-2
Nov. 7	Illinois-Chicago	W	5-2
Nov. 13	MICHIGAN	W	6-3
Nov. 14	Michigan	L	4-6
Nov. 20	US National Team (Exh.)J	T OT	3-3
Nov. 22	US NATIONAL TEAM (Exh.)	L	4-10
Nov. 27	Bowling Green	W	6-3
Nov. 29	BOWLING GREEN	W	7-3
Dec. 4	LAKE SUPERIOR STATE	W	4-2
Dec. 5	LAKE SUPERIOR STATE	T OT	4-4
Dec. 11	FERRIS STATE	L	4-5
Dec. 12	Ferris State	T OT	1-1
Dec. 18	Alaska Anchorage ##	W	5-2
Dec. 20	Maine ##	LOT	3-4
Dec. 29	Michigan Tech +J	W	5-2
Dec. 30	Wisconsin +J	L	3-4
Jan. 8	Miami	L	3-4
Jan. 9	Miami	W OT	7-6
Jan. 15	Western Michigan	W	7-6
Jan. 16	WESTERN MICHIGAN	W	3-2
Jan. 22	ILLINOIS-CHICAGO	W OT	5-4
Jan. 23	ILLINOIS-CHICAGO	W	8-5
Jan. 29	Michigan	L	2-5
Jan. 30	MICHIGAN	L	3-5
Feb. 5	US INTERNATIONAL	W	5-1
Feb. 6	US INTERNATIONAL	W	6-2
Feb. 12	BOWLING GREEN	L	4-5
Feb. 13	Bowling Green	L	5-6



YEAR-BY-YEAR TEAM RESULTS

Feb. 19	Lake Superior State	L	3-7
Feb. 20	Lake Superior State	L	4-5
Feb. 26	OHIO STATE	W	7-4
Feb. 27	OHIO STATE	W	6-5
Mar. 4	ILLINOIS-CHICAGO @	W	9-4
Mar. 5	ILLINOIS-CHICAGO @	W	6-3
Mar. 11	Bowling Green @J	L	4-6
Mar. 12	Western Michigan @J	W	9-6
Mar. 18	Harvard J	W	6-5
Mar. 19	Harvard J	W	5-3
Mar. 25	Minnesota I	L	2-4
Mar. 26	Minnesota I	L	3-4

- Johnson Nissan Classic; Anchorage, Ala.

+J - Great Lakes Invitational; Joe Louis Arena @ - CCHA Tournament

@J - CCHA Tournament; Joe Louis Arena

J - NCAA First Round; Cambridge, Mass.

I - NCAA Quarterfinals; Minneapolis, Minn.

Player	GP	G	A	P	PIM
Bobby Reynolds	46	42	25	67	52
Danton Cole	46	20	36	56	38
Steve Beadle	45	7	37	44	37
Shawn Heaphy	44	19	24	43	48
Kip Miller	39	16	25	41	51
Kerry Russell	46	16	23	39	50
Pat Murray	44	14	23	37	26
Brian McReynolds	43	10	24	34	50
Brad Hamilton	40	7	22	29	56
Jeff Harding	43	17	10	27	129
Tom Tilley	46	8	18	26	44
Mike O'Toole	44	12	10	22	76
Don Gibson	43	7	12	19	118
Chris Luongo	45	3	15	18	49
Sean Clement	42	3	12	15	92
Bruce Rendall	39	10	2	12	70
Kevin Miller	9	6	3	9	18
Jason Muzzatti	33	0	4	4	13
Walt Bartels	11	2	1	3	2
Todd Van Acker	11	0	3	3	4
Craig Shepherd	26	2	0	2	4
Leif Gustafson	14	1	1	2	0
Mark Hirth	9	0	2	2	0
Chris Marshall	29	0	2	2	27
Jamie Stewart	16	0	1	1	2
Jim Lycett	15	0	1	1	7
Bench	-	-	-	-	4
MICHIGAN STATE	46	222	336	558	1081
OPPONENTS	46	173	257	430	1086

Goaltender	W-L-T	GAASv. Pct.
Jason Muzzatti	19-9-3	3.41 .877
Jamie Stewart	8-7-0	4.11 .846

1988-89

NCAA Tournament 3rd Place
Overall: 37-9-1 CCHA: 25-6-1 (1st)

Oct. 14	Lake Superior State	L	2-5
Oct. 15	Lake Superior State	W	6-1
Oct. 21	FERRIS STATE	W	7-4
Oct. 22	Ferris State	W	9-2
Oct. 28	ILLINOIS-CHICAGO	W	2-0
Oct. 29	ILLINOIS-CHICAGO	W OT	5-4
Nov. 4	Western Michigan	W	8-1
Nov. 5	WESTERN MICHIGAN	W	12-1
Nov. 11	Bowling Green	W	12-1
Nov. 12	BOWLING GREEN	W	6-2
Nov. 18	BOSTON UNIVERSITY	W	6-4
Nov. 19	BOSTON UNIVERSITY	W	9-3
Nov. 25	Ohio State	W	5-3
Nov. 26	Ohio State	W	9-4
Dec. 2	Miami	W	12-7
Dec. 3	Miami	W	4-3
Dec. 9	Michigan	W	3-0
Dec. 11	MICHIGAN	W	5-3
Dec. 15	Ferris State	W	8-2
Dec. 16	FERRIS STATE	W	3-0
Dec. 29	North Dakota +J	L	3-7
Dec. 30	Michigan Tech +J	W	7-1
Jan. 6	ILLINOIS-CHICAGO	L	2-4
Jan. 7	ILLINOIS-CHICAGO	W	5-1
Jan. 13	WESTERN MICHIGAN	T OT	5-5
Jan. 14	Western Michigan	L	2-4
Jan. 20	BOWLING GREEN	W	8-5

Jan. 21	Bowling Green	L	2-5
Jan. 27	Maine	W	6-3
Jan. 28	Maine	W	6-3
Feb. 3	OHIO STATE	W	6-2
Feb. 4	OHIO STATE	W	4-2
Feb. 10	MIAMI	W	9-3
Feb. 11	MIAMI	W	8-4
Feb. 17	MICHIGAN	W	7-3
Feb. 18	Michigan	W	5-3
Feb. 24	LAKE SUPERIOR STATE	L	3-6
Feb. 25	LAKE SUPERIOR STATE	L	4-5
Mar. 3	OHIO STATE @	W	9-5
Mar. 4	OHIO STATE @	W	11-4
Mar. 10	Bowling Green @ J	W	3-2
Mar. 11	Lake Superior State @ J	W	4-1
Mar. 24	BOSTON COLLEGE I H	L	3-6
Mar. 25	BOSTON COLLEGE I H	W	7-2
Mar. 26	BOSTON COLLEGE I H	W OT	5-4
Mar. 30	Harvard I	L	3-6
April 1	Maine I	W	7-4

+J - Great Lakes Invitational; Joe Louis Arena

@ - CCHA Tournament

@J - CCHA Tournament; Joe Louis Arena

I H - NCAA Quarterfinals; East Lansing, Mich.

I - NCAA Frozen Four; St. Paul, Minn.

Player	GP	G	A	P	PIM
Bobby Reynolds	47	36	41	77	78
Kip Miller	47	32	45	77	94
Danton Cole	47	29	33	62	46
Pat Murray	46	21	41	62	65
Rod Brind'Amour	42	27	32	59	63
Steve Beadle	46	14	40	54	35
Peter White	46	20	33	53	17
Shawn Heaphy	47	26	17	43	80
Dwayne Norris	47	16	23	39	40
Jason Woolley	47	12	25	37	26
Brad Hamilton	47	9	20	29	86
Kerry Russell	46	5	23	28	50
Chris Luongo	47	4	21	25	42
Don Gibson	39	7	10	17	107
Walt Bartels	45	5	9	14	12
Jim Cummins	36	3	9	12	100
Joby Messier	46	2	10	12	70
Mark Hirth	40	6	1	7	8
Mike O'Toole	24	3	1	4	28
Jason Muzzatti	42	0	3	3	35
Chris Marshall	7	0	1	1	11
Mike Gilmore	3	0	1	1	2
Doug Collins	5	0	0	0	0
Bench	-	-	-	-	14
MICHIGAN STATE	47	277	439	716	1109
OPPONENTS	47	150	221	371	1233

Goaltender	W-L-T	GAASv. Pct.
Jason Muzzatti	32-9-1	3.03 .876
Mike Gilmore	1-0-0	4.04 .762
Jamie Stewart	4-0-0	4.13 .795

1989-90

NCAA Tournament
Overall: 35-7-3 CCHA: 26-3-3 (1st)

Oct. 13	LAKE SUPERIOR STATE	L OT	3-4
Oct. 14	LAKE SUPERIOR STATE	W	4-3
Oct. 20	FERRIS STATE	W	9-3
Oct. 21	Ferris State	L	2-5
Oct. 27	ILLINOIS-CHICAGO	W	6-2
Oct. 28	ILLINOIS-CHICAGO	W	14-1
Nov. 3	Western Michigan	W	6-4
Nov. 4	WESTERN MICHIGAN	W OT	5-4
Nov. 10	BOWLING GREEN	W	11-3
Nov. 11	Bowling Green	W OT	5-4
Nov. 17	Boston College	W	5-3
Nov. 18	Boston University	L	4-6
Nov. 24	OHIO STATE	W	8-2
Nov. 25	OHIO STATE	W	6-1
Dec. 1	MIAMI	W	4-2
Dec. 2	MIAMI	W	8-2
Dec. 9	Michigan	W	5-3
Dec. 10	MICHIGAN	W	11-4
Dec. 14	Ferris State	W	5-3
Dec. 15	FERRIS STATE	T OT	5-5
Dec. 18	Denver *	W	2-1
Dec. 20	Alberta * (Exh)	W	7-4

Dec. 29	Michigan Tech +J	W	3-2
Dec. 30	Michigan +J	L	3-6
Jan. 5	Illinois-Chicago	W	6-3
Jan. 6	Illinois-Chicago	W	6-3
Jan. 12	WESTERN MICHIGAN	W	11-2
Jan. 13	Western Michigan	W	6-3
Jan. 19	Bowling Green	W	5-4
Jan. 20	BOWLING GREEN	T OT	4-4
Jan. 27	MICHIGAN-DEARBORN	W	5-3
Feb. 2	Ohio State	W	9-2
Feb. 3	Ohio State	W	4-2
Feb. 9	Miami	W	4-2
Feb. 10	Miami	W	5-3
Feb. 16	MICHIGAN	T OT	2-2
Feb. 17	Michigan	W	5-2
Feb. 23	Lake Superior State	W	4-3
Feb. 24	Lake Superior State	L	2-3
Mar. 2	FERRIS STATE @	W	6-4
Mar. 3	FERRIS STATE @	W	13-1
Mar. 10	Michigan @ J	W OT	4-3
Mar. 11	Lake Superior State @ J	W	4-3
Mar. 23	BOSTON UNIVERSITY J	W	6-3
Mar. 24	BOSTON UNIVERSITY J	L	3-5
Mar. 25	BOSTON UNIVERSITY J	L	3-5

* - Great Western Freezeout; Inglewood, CA

+J - Great Lakes Invitational; Joe Louis Arena

@ - CCHA Tournament

@J - CCHA Tournament; Joe Louis Arena

J - NCAA Quarterfinals; East Lansing, Mich.

Player	GP	G	A	P	PIM
Kip Miller	45	48	53	101	60
Pat Murray	45	24	60	84	36
Peter White	45	22	40	62	6
Shawn Heaphy	45	28	31	59	54
Steve Beadle	45	21	36	57	50
Jason Woolley	45	10	38	48	26
Dwayne Norris	36	19	26	45	30
Kerry Russell	45	15	12	27	62
Bryan Smolinski	39	10	17	27	45
Don Gibson	44	5	22	27	167
Rob Woodward	44	17	9	26	8
Walt Bartels	45	7	15	22	16
Jim Cummins	41	8	7	15	94
Joby Messier	42	1	11	12	58
Wes McCauley	42	2	7	9	15
Jason Muzzatti	33	0	9	9	31
Michael Thompson	19	4	4	8	4
Michael Stewart	45	2	6	8	45
Craig Shepherd	28	4	2	6	40
Jeff Pitawanakwat	40	2	4	6	17
Doug Collins	10	0	3	3	8
Bill Shalawlyo	12	1	1	2	8
Mark Hirth	5	1	1	2	4
Mike Gilmore	12	0	1	1	0
David McAuliffe	1	0	0	0	0
Bench	-	-	-	-	6
MICHIGAN STATE	45	251	415	666	890
OPPONENTS	45	138	214	352	972

Goaltender	W-L-T	GAASv. Pct.
Mike Gilmore	9-1-0	2.73 .888
Jason Muzzatti	24-6-3	3.01 .889
Jamie Stewart	2-0-0	3.80 .854

1990-91

Overall: 17-18-5 CCHA: 14-13-5 (5th)

Oct. 12	Illinois-Chicago	W	8-3
Oct. 13	Illinois-Chicago	W	9-1
Oct. 19	LAKE SUPERIOR STATE	T OT	4-4
Oct. 20	LAKE SUPERIOR STATE	L	2-5
Oct. 26	WESTERN MICHIGAN	T OT	3-3
Oct. 27	Western Michigan	W	3-2
Nov. 2	BOWLING GREEN	L	4-6
Nov. 3	Bowling Green	L	4-5
Nov. 9	Michigan	L	2-4
Nov. 10	MICHIGAN	T OT	3-3
Nov. 16	BOSTON COLLEGE	W	4-2
Nov. 17	BOSTON COLLEGE	L	4-5
Nov. 24	MIAMI	W	4-0
Nov. 25	MIAMI	W	8-0
Nov. 30	Ferris State	L	2-4
Dec. 1	FERRIS STATE	L	4-5
Dec. 7	Ohio State	L	3-5
Dec. 8	Ohio State	T OT	2-2
Dec. 14	Bowling Green	W	9-3

YEAR-BY-YEAR TEAM RESULTS

Dec. 15	BOWLING GREEN	W	4-2
Dec. 16	DYNAMO RIGA (EXH.)	L	5-6
Dec. 20	Toronto *	W	4-3
Dec. 21	Boston College *	W	3-2
Dec. 28	Maine +J	L	3-6
Dec. 29	Michigan Tech +J	L	2-3
Jan. 4	OHIO STATE	W	5-0
Jan. 5	OHIO STATE	W	3-1
Jan. 18	Lake Superior State	T OT	3-3
Jan. 19	Lake Superior State	L	0-4
Jan. 25	Western Michigan	L	2-3
Jan. 26	WESTERN MICHIGAN	L	1-8
Feb. 1	FERRIS STATE	L OT	2-3
Feb. 2	Ferris State	W	3-2
Feb. 8	Miami	W	3-2
Feb. 9	Miami	W	7-2
Feb. 15	Michigan J	L	5-6
Feb. 16	Michigan J	W	6-2
Feb. 22	ILLINOIS-CHICAGO	L	4-5
Feb. 23	ILLINOIS-CHICAGO	W	8-3
Mar. 1	Western Michigan @	L	3-4
Mar. 2	Western Michigan @	L	2-4

= Great Western Freezeout; Inglewood, Calif.

+ J - Great Lakes Invitational; Joe Louis Arena

@ - CCHA Tournament; Detroit, Mich.

J - CCHA Arena

Jan. 11	Ohio State	W	5-3
Jan. 17	MIAMI	W	7-2
Jan. 18	MIAMI	L	2-4
Jan. 21	FERRIS STATE	W	8-2
Jan. 31	Illinois-Chicago	W	6-3
Feb. 1	Illinois-Chicago	L	3-6
Feb. 7	Lake Superior State	T OT	3-3
Feb. 8	Lake Superior State	W	4-1
Feb. 14	Bowling Green	L OT	1-2
Feb. 15	BOWLING GREEN	T OT	6-6
Feb. 21	Michigan J	L	1-4
Feb. 22	Michigan J	L	4-5
Feb. 25	Ferris State	W	3-1
Feb. 28	ILLINOIS-CHICAGO	W	4-0
Feb. 29	ILLINOIS-CHICAGO	W	6-2
Mar. 6	Miami	T OT	7-7
Mar. 7	Miami	W	7-2
Mar. 13	FERRIS STATE @	W	5-2
Mar. 14	FERRIS STATE @	W	4-1
Mar. 21	Lake Superior State @ J	L	3-5
Mar. 22	Miami @ J	W	8-5
Mar. 26	Boston University ! P	W	4-2
Mar. 28	Maine ! P	W	3-2
April 2	Lake Superior State !	L	2-4

= Great Western Freezeout; Inglewood, Calif.

+ J - Great Lakes Invitational; Joe Louis Arena

J - Joe Louis Arena

@ - CCHA Tournament

@ J - CCHA Tournament; Joe Louis Arena

! P - NCAA West Regional; Providence, R.I.

! - NCAA Frozen Four; Albany, N.Y.

Dec. 12	LAKE SUPERIOR STATE	W	4-1
Dec. 20	British Columbia ##	W	7-1
Dec. 22	Kent State ##	L	1-2
Dec. 26	Northern Michigan +J	L	1-4
Dec. 27	Michigan Tech +J	W	4-3
Jan. 11	Lake Superior State	W	4-2
Jan. 15	ALASKA FAIRBANKS	L	5-6
Jan. 16	ALASKA FAIRBANKS	W	3-1
Jan. 22	Miami	L	1-2
Jan. 23	Ohio State	W	8-2
Jan. 29	BOWLING GREEN	W	6-2
Jan. 30	Michigan J	L	1-11
Feb. 5	NOTRE DAME	W	4-3
Feb. 6	Western Michigan	L	0-2
Feb. 9	Ferris State	W	7-4
Feb. 12	OHIO STATE	W	7-2
Feb. 13	OHIO STATE	W	7-1
Feb. 19	Bowling Green	T OT	5-5
Feb. 20	FERRIS STATE	L	3-5
Feb. 26	Kent State	W	3-2
Feb. 27	Kent State	W	6-4
Mar. 5	Bowling Green	L	2-6
Mar. 6	NOTRE DAME	W	5-2
Mar. 12	KENT STATE @	W	6-5
Mar. 13	KENT STATE @	W	5-2
Mar. 19	Ferris State @ J	L	2-3

- Nissan Jeep Classic, Anchorage, AK

+ J - Great Lakes Invitational; Joe Louis Arena

J - Joe Louis Arena

@ - CCHA Tournament

@ J - CCHA Tournament; Joe Louis Arena

Player	GP	G	A	P	PIM
Jason Woolley	40	15	44	59	24
Dwayne Norris	40	26	25	51	60
Shawn Heaphy	39	30	19	49	57
Kerry Russell	39	20	28	48	36
Peter White	37	7	31	38	28
Bryan Smolinski	35	9	12	21	24
Rob Woodward	32	5	13	18	16
Joby Messier	39	5	11	16	71
Jim Cummins	34	9	6	15	110
Michael Stewart	37	3	12	15	58
Bill Shalawlyo	20	7	6	13	14
Walt Bartels	40	5	8	13	10
Michael Burkett	35	3	7	10	14
Kelly Harper	34	1	8	9	21
Nicolas Perreault	34	1	7	8	32
Steve Norton	39	1	4	5	42
Bart Turner	21	3	1	4	4
Michael Thompson	15	1	3	4	8
Jeff Pitawanakwat	25	2	1	3	26
Scott Worden	35	1	2	3	26
Wes McCauley	28	1	2	3	9
Jason Muzzatti	22	0	2	2	18
Doug Garbarz	20	0	1	1	4
Bench	-	-	-	-	12
MICHIGAN STATE	40	155	253	408	724
OPPONENTS	40	130	212	342	745

Goaltender W-L-T GAASv. Pct.

Mike Gilmore 9-8-3 2.66 .901

Jason Muzzatti 8-10-2 3.74 .859

1991-92

NCAA Tournament Frozen Four

Overall: 26-10-8 CCHA: 18-7-7 (3rd)

Oct. 25	MICHIGAN	W	5-3
Oct. 26	Michigan	T OT	4-4
Nov. 1	Boston College	T OT	2-2
Nov. 8	Bowling Green	W	6-3
Nov. 9	BOWLING GREEN	W	9-6
Nov. 15	LAKE SUPERIOR STATE	W	1-0
Nov. 16	LAKE SUPERIOR STATE	L	1-3
Nov. 22	WESTERN MICHIGAN	W OT	4-3
Nov. 23	Western Michigan	L	2-5
Dec. 6	OHIO STATE	W	12-4
Dec. 7	OHIO STATE	W	6-3
Dec. 13	FERRIS STATE	T OT	3-3
Dec. 14	Ferris State	T OT	3-3
Dec. 19	Maine = forfeit	W	1-0
Dec. 20	Waterloo =	W	9-4
Dec. 27	Michigan Tech +J	L	5-6
Dec. 28	Harvard +J	W	3-1
Jan. 4	WESTERN MICHIGAN	W	5-2
Jan. 6	Western Michigan	W OT	5-4
Jan. 10	Ohio State	T OT	6-6

Player	GP	G	A	P	PIM
Dwayne Norris	44	44	39	83	62
Peter White	44	26	51	77	32
Bryan Smolinski	44	30	35	65	59
Steve Suk	44	11	41	52	24
Rem Murray	44	13	38	51	18
Rob Woodward	43	14	16	30	64
Joby Messier	44	13	16	29	85
Nicolas Perreault	44	12	11	23	77
Bart Turner	44	9	7	16	36
Steve Guolla	36	4	9	13	8
Michael Burkett	33	7	5	12	42
Wes McCauley	42	2	10	12	42
Kelly Harper	36	4	5	9	2
Bill Shalawlyo	23	3	5	8	12
Scott Worden	44	1	7	8	36
Doug Garbarz	40	1	5	6	56
Steve Norton	44	0	6	6	38
Matt Albers	27	2	2	4	14
Michael Stewart	8	1	3	4	6
Scott Dean	21	1	2	3	26
Michael Thompson	17	1	2	3	12
Mike Buzak	7	0	1	1	2
Mike Gilmore	36	0	1	1	4
Charlie Elliott	16	0	0	0	2
Eric Kruse	8	0	0	0	2
Bench	-	-	-	-	12
MICHIGAN STATE	44	199	317	516	773
OPPONENTS	44	143	215	358	889

Goaltender W-L-T GAASv. Pct.

Eric Kruse 4-1-1 2.81 .889

Mike Gilmore 16-10-7 3.07 .877

Mike Buzak 5-0-0 4.25 .863

1992-93

Overall: 24-14-2 CCHA: 18-10-2 (4th)

Oct. 23	WESTERN ONTARIO	W	7-2
Oct. 30	MIAMI	L	3-4
Oct. 31	MIAMI	L	4-7
Nov. 6	Western Michigan	L	3-5
Nov. 7	Illinois-Chicago	W	4-3
Nov. 13	WESTERN MICHIGAN	W	4-2
Nov. 14	KENT STATE	W	7-1
Nov. 20	ILLINOIS-CHICAGO	W	3-2
Nov. 21	ILLINOIS-CHICAGO	W	6-2
Nov. 27	Notre Dame	W	8-4
Nov. 28	Ferris State	T OT	2-2
Dec. 4	Michigan	L	3-4
Dec. 5	MICHIGAN	W	3-1
Dec. 11	LAKE SUPERIOR STATE	L	4-7

MICHIGAN STATE	40	169	257	426	748
OPPONENTS	40	127	200	327	840

Goaltender W-L-T GAASv. Pct.

Mike Buzak 22-10-2 2.93 .896

Eric Kruse 2-4-0 4.57 .774

1993-94

NCAA Tournament

Overall: 23-13-5 CCHA: 17-8-5 (3rd)

Oct. 22	Illinois-Chicago	W	6-3
Oct. 23	Illinois-Chicago	W	4-3
Oct. 29	Miami	L	1-5
Oct. 30	Miami	W	4-4
Nov. 2	FERRIS STATE	L	3-4
Nov. 5	NOTRE DAME	W	3-0
Nov. 6	Notre Dame	T OT	1-1
Nov. 13	GUELPH	W	7-4
Nov. 19	MIAMI	T OT	1-1
Nov. 20	BOWLING GREEN	T OT	2-2
Nov. 23	LAKE SUPERIOR STATE	W	6-4
Nov. 26	Wisconsin J	W	4-2
Nov. 27	Minnesota J	L	5-6

YEAR-BY-YEAR TEAM RESULTS

Dec. 3	KENT STATE	W	5-1
Dec. 4	KENT STATE	W	6-3
Dec. 10	Western Michigan	L	1-2
Dec. 11	WESTERN MICHIGAN	L	0-2
Dec. 29	Michigan Tech +J	W OT	3-2
Dec. 30	Michigan +J	L	2-4
Jan. 7	Ohio State	W	7-3
Jan. 8	Kent State	W	9-6
Jan. 15	BOWLING GREEN	W	3-0
Jan. 21	Michigan	W	6-3
Jan. 22	MICHIGAN	L	1-3
Jan. 28	Bowling Green	W	8-1
Jan. 29	Ohio State	W	7-4
Feb. 4	OHIO STATE	L	4-5
Feb. 5	ILLINOIS-CHICAGO	W	4-2
Feb. 11	Lake Superior State	L	1-11
Feb. 12	Lake Superior State	T OT	3-3
Feb. 19	Michigan +J	W	5-1
Feb. 24	Notre Dame	T OT	1-1
Feb. 25	FERRIS STATE	L	4-6
Mar. 3	Ferris State	W	2-1
Mar. 4	WESTERN MICHIGAN	W	5-2
Mar. 11	ILLINOIS-CHICAGO @	L	3-4
Mar. 12	ILLINOIS-CHICAGO @	W OT	2-1
Mar. 13	ILLINOIS-CHICAGO @	W	8-3
Mar. 18	Bowling Green @J	W OT	13-2
Mar. 19	Lake Superior State @J	L	0-4
Mar. 26	MASS-LOWELL	L	3-4

(J) - College Hockey Showcase; The Palace; Auburn Hills, Mich.

+J - Great Lakes Invitational; Joe Louis Arena

J - Joe Louis Arena

@ - CCHA Tournament

@J - CCHA Tournament; Joe Louis Arena

J - NCAA West Region; East Lansing, Mich.

Player	GP	G	A	P	PIM
Steve Guolla	41	23	46	69	16
Anson Carter	39	30	24	54	36
Rem Murray	41	16	38	54	18
Steve Suk	41	12	28	40	14
Kelly Harper	41	14	18	32	26
Steve Ferranti	38	6	14	20	20
Nicolas Perreault	40	6	10	16	109
Chris Smith	33	6	10	16	32
Bart Turner	41	5	11	16	40
Michael Burkett	41	7	7	14	48
Scott Worden	40	4	7	11	30
Chris Slater	27	3	8	11	14
Brian Clifford	35	6	4	10	22
Josh Weigand	34	4	3	7	40
Tony Tuzzolino	38	4	3	7	50
Bart Vanstaalduinen	41	0	7	7	60
Chris Sullivan	31	4	2	6	24
Brian Crane	21	3	1	4	10
Matt Albers	20	3	0	3	22
Ryan Fleming	13	1	2	3	4
Mike Buzak	39	0	3	3	4
Steve Norton	23	0	3	3	36
Mike Ware	19	0	1	1	14
Eric Kruse	6	0	1	1	2
Bench	-	-	-	-	12
MICHIGAN STATE	41	155	253	408	703
OPPONENTS	41	123	184	307	870

Goaltender	W-L-T	GAA	Sv. Pct.
Mike Buzak	21-12-5	2.72	.903
Eric Kruse	2-1-0	5.14	.822

1994-95

NCAA Tournament

Overall: 25-12-3 CCHA: 17-7-3 (3rd)

Oct. 15	BOWLING GREEN ^	W	6-3
Oct. 21	ILLINOIS-CHICAGO	W	4-1
Oct. 22	ILLINOIS-CHICAGO	W	8-3
Oct. 28	Western Michigan	W	3-2
Oct. 29	Illinois-Chicago	T OT	2-2
Nov. 4	LAKE SUPERIOR STATE	W	4-1
Nov. 5	OHIO STATE	W	5-3
Nov. 9	BOWLING GREEN	W	7-4
Nov. 11	Michigan	L	3-7
Nov. 18	ALASKA FAIRBANKS	W	5-1
Nov. 19	ALASKA FAIRBANKS	L	3-6
Nov. 25	Minnesota (J)	L	2-3

Nov. 26	Wisconsin (J)	W	3-2
Dec. 2	OHIO STATE	W	8-2
Dec. 3	LAKE SUPERIOR STATE	W	7-3
Dec. 9	Bowling Green	L	2-6
Dec. 10	WESTERN ONTARIO	W	8-2
Dec. 29	Cornell +J	W	9-4
Dec. 30	Michigan +J	L	4-5
Jan. 6	FERRIS STATE	W	9-2
Jan. 9	Lake Superior State	T OT	4-4
Jan. 13	NOTRE DAME	W	4-1
Jan. 20	Notre Dame	W	8-3
Jan. 21	Bowling Green	L	4-6
Jan. 28	Western Michigan	W	8-1
Feb. 3	Ferris State	T OT	3-3
Feb. 4	MICHIGAN	L	3-5
Feb. 10	MIAMI	L OT	2-3
Feb. 11	MIAMI	L	0-1
Feb. 17	WESTERN MICHIGAN	W	4-1
Feb. 18	Michigan J	L	1-7
Feb. 24	NOTRE DAME	W	4-1
Feb. 25	Ferris State	W	6-1
Mar. 3	Ohio State	W	4-3
Mar. 4	Miami	W	6-3
Mar. 10	ILLINOIS-CHICAGO @	W	6-4
Mar. 11	ILLINOIS-CHICAGO @	W	4-2
Mar. 18	Bowling Green @J	W OT	4-3
Mar. 19	Lake Superior State @J	L	3-5
Mar. 24	Wisconsin J	L	3-5

^ - Non-League Game

(J) - College Hockey Showcase; Civic Center, St. Paul, Minn.

+J - Great Lakes Invitational; Joe Louis Arena

J - Joe Louis Arena

@ - CCHA Tournament

@J - CCHA Tournament; Joe Louis Arena

J - NCAA West Region; Madison, Wis.

Player	GP	G	A	P	PIM
Rem Murray	40	20	36	56	21
Anson Carter	39	34	17	51	40
Steve Guolla	40	16	35	51	16
Steve Suk	40	10	27	37	32
Dean Sylvester	40	15	15	30	38
Chris Smith	39	10	20	30	62
Tony Tuzzolino	39	9	19	28	81
Chris Slater	40	5	23	28	34
Richard Keyes	39	16	11	27	60
Sean Berens	40	16	6	22	22
Mike Watt	39	12	6	18	64
Ryan Fleming	36	1	15	16	42
Taylor Clarke	31	7	8	15	42
Brian Crane	36	5	6	11	40
Bart Vanstaalduinen	40	1	8	9	32
Brian Clifford	17	2	5	7	8
Jon Gaskins	28	1	5	6	18
Tyler Harlton	39	1	4	5	55
Matt Albers	28	2	1	3	27
Mike Buzak	31	0	3	3	2
Steve Ferranti	11	0	3	3	6
Chris Sullivan	16	0	1	1	17
Josh Wiegand	2	0	0	0	2
Bench	-	-	-	-	18
MICHIGAN STATE	40	183	274	457	743
OPPONENTS	40	124	201	325	808

Goaltender	W-L-T	GAA	Sv. Pct.
Chad Alban	8-2-0	2.73	.893
Mike Buzak	17-10-3	3.14	.901

1995-96

NCAA Tournament

Overall: 28-13-1 CCHA: 22-7-1 (Tied 3rd)

Oct. 13	Boston College =	W	5-2
Oct. 15	Maine %	L	3-4
Oct. 20	Miami	W	6-3
Oct. 21	Bowling Green	L	2-6
Oct. 26	LAKE SUPERIOR STATE	L	1-4
Oct. 28	Ferris State	W	6-3
Oct. 31	NOTRE DAME	W	6-2
Nov. 3	CORNELL	W	6-2
Nov. 10	OHIO STATE	W OT	4-3
Nov. 11	ILLINOIS-CHICAGO	W	6-0
Nov. 17	MIAMI	W	3-0
Nov. 18	MIAMI	W OT	6-5

Nov. 24	Minnesota (J)	L OT	5-6
Nov. 25	Wisconsin (J)	W OT	5-4
Nov. 28	MICHIGAN	W	4-3
Dec. 1	Ohio State	W	5-2
Dec. 2	Ohio State	W	5-1
Dec. 8	WESTERN MICHIGAN	W	3-0
Dec. 9	LAKE SUPERIOR STATE	L	0-3
Dec. 29	Michigan Tech +J	W OT	3-2
Dec. 30	Michigan +J	L	1-3
Jan. 4	Alaska Fairbanks	W	4-3
Jan. 5	Alaska Fairbanks	W	3-2
Jan. 6	Alaska Fairbanks	W	4-2
Jan. 19	BOWLING GREEN	W	4-2
Jan. 20	FERRIS STATE	W	5-4
Jan. 26	Illinois-Chicago	W	7-3
Jan. 27	Illinois-Chicago	W	3-0
Feb. 2	FERRIS STATE	W	7-2
Feb. 3	NOTRE DAME	W	7-1
Feb. 9	Western Michigan	L	1-7
Feb. 10	WESTERN MICHIGAN	W	3-2
Feb. 16	Lake Superior State J	W	4-3
Feb. 17	Michigan J	L	1-8
Feb. 20	Notre Dame	T OT	4-4
Feb. 22	TEAM CANADA (Exh.)	L	1-7
Feb. 29	BOWLING GREEN	L	1-5
Mar. 1	Michigan	L	0-3
Mar. 8	FERRIS STATE @	W OT	3-2
Mar. 9	FERRIS STATE @	L	3-5
Mar. 10	FERRIS STATE @	W	3-1
Mar. 15	Michigan @J	L	2-6
Mar. 23	MASS-LOWELL J	L	2-6

= - Great Western Freezeout; Inglewood, Calif.

% - Great Western Freezeout; Anaheim, Calif.

(J) - College Hockey Showcase; Bradley Center; Milwaukee, Wis.

+J - Great Lakes Invitational; Joe Louis Arena

J - Joe Louis Arena

@ - CCHA Tournament

@J - CCHA Tournament; Joe Louis Arena

J - NCAA West Region; East Lansing, Mich.

Player	GP	G	A	P	PIM
Anson Carter	42	23	20	43	36
Mike Watt	37	17	22	39	60
Mike York	39	12	27	39	20
Sean Berens	42	12	25	37	32
Tony Tuzzolino	41	12	17	29	120
Richard Keyes	40	14	14	28	60
Steve Ferranti	39	12	15	27	16
Taylor Clarke	41	14	10	24	53
Chris Bogas	39	1	20	21	53
Jeff Kozakowski	42	6	14	20	43
Chris Slater	32	3	17	20	26
Brian Crane	39	9	6	15	59
Bryan Adams	42	3	8	11	12
Bart Vanstaalduinen	32	1	8	9	22
Mark Loeding	26	5	2	7	26
Mike Ford	40	4	3	7	10
Tyler Harlton	39	1	6	7	51
Chris Smith	40	1	5	6	42
Curtis Gemmel	15	3	0	3	4
Chad Alban	40	0	3	3	10
Brian Clifford	18	1	1	2	6
Jon Gaskins	17	0	1	1	4
Kevin Allen	2	0	0	0	0
Ryan Fleming	7	0	0	0	4
Bench	-	-	-	-	14
MICHIGAN STATE	42	154	244	398	787
OPPONENTS	42	129	202	331	887

Goaltender	W-L-T	GAA	Sv. Pct.
Taylor Gemmel	0-0-0	0.00	1.000
Mike Brusseau	2-0-0	2.79	.897
Chad Alban	26-13-1	3.07	.876

1996-97

NCAA Tournament

Overall: 23-13-4 CCHA: 16-7-4 (3rd)

Oct. 12	WESTERN ONTARIO	W	7-2
Oct. 19	WESTERN MICHIGAN	W	3-1
Oct. 22	FERRIS STATE	W	7-2
Oct. 25	Boston College	L	3-4
Oct. 27	Northeastern	L	5-6
Nov. 1	BOWLING GREEN	W	8-2



YEAR-BY-YEAR TEAM RESULTS

Nov. 2	MICHIGAN	W	5-4
Nov. 8	ALASKA FAIRBANKS	L	2-5
Nov. 9	ALASKA FAIRBANKS	W	5-3
Nov. 15	Michigan	L	1-5
Nov. 16	Ferris State	W	7-3
Nov. 22	Miami	W	4-3
Nov. 23	Bowling Green	W	5-3
Nov. 29	Wisconsin (J)	W	3-1
Nov. 30	Minnesota (J)	L	3-5
Dec. 6	NOTRE DAME	W	4-3
Dec. 27	Lake Superior State +J	L	0-5
Dec. 28	Michigan Tech +J	W	4-3
Dec. 31	COLORADO COLLEGE	W	6-2
Jan. 10	Lake Superior State	TOT	4-4
Jan. 11	Lake Superior State	TOT	4-4
Jan. 14	ALASKA FAIRBANKS	W	3-1
Jan. 21	Ferris State +V	TOT	3-3
Jan. 24	OHIO STATE	W	3-0
Jan. 25	OHIO STATE	L	2-3
Jan. 28	Notre Dame	W	3-0
Jan. 31	Western Michigan	L	2-3
Feb. 7	Western Michigan	L	2-5
Feb. 8	Michigan J	W	2-1
Feb. 14	MIAMI	L	1-2
Feb. 15	LAKE SUPERIOR STATE	W	6-3
Feb. 22	Miami	W	7-3
Feb. 23	Ohio State ^	L	3-8
Feb. 28	Notre Dame	W	3-2
Mar. 1	Bowling Green	TOT	0-0
Mar. 7	WESTERN MICHIGAN @	W	4-1
Mar. 8	WESTERN MICHIGAN @	W	3-1
Mar. 14	Miami @J	W	OT 4-3
Mar. 15	Michigan @J	L	1-3
Mar. 22	Minnesota JV	L	3-6

(J) - College Hockey Showcase; Joe Louis Arena

+ J - Great Lakes Invitational; Joe Louis Arena

+V - Van Andel Arena; Grand Rapids, Mich.

J - Joe Louis Arena

^ - Ohio Expo Center; Columbus, Ohio

@ - CCHA Tournament

@ J - CCHA Tournament; Joe Louis Arena

J V - NCAA West Regional; Van Andel Arena; Grand Rapids, Mich.

Player	GP	G	A	P	PIM
Mike York	37	18	29	47	42
Sean Berens	39	20	24	44	42
Mike Watt	39	24	17	41	109
Tony Tuzzolino	39	14	19	33	120
Steve Ferranti	37	13	18	31	27
Shawn Horcoff	40	10	13	23	20
Richard Keyes	33	6	13	19	94
Jeff Kozakowski	39	3	14	17	37
Brad Hodgins	39	3	13	16	73
Bryan Adams	29	7	7	14	51
Mark Loeding	39	8	4	12	56
Brian Crane	28	4	8	12	12
Chris Bogas	40	7	4	11	58
Kevin O'Keefe	36	3	8	11	6
Tyler Hariton	39	2	9	11	75
Mike Weaver	39	0	7	7	46
Jon Gaskins	40	1	5	6	12
Curtis Gemmel	29	2	1	3	10
Chad Alban	39	0	3	3	21
Mike Ford	39	0	1	1	6
Mike Jalaba	10	0	0	0	2
Kevin Allen	4	0	0	0	2
Mike Brusseau	5	0	0	0	15
Dan Zaluski	2	0	0	0	0
MICHIGAN STATE	40	145	217	362	948
OPPONENTS	40	118	169	287	1034

Goaltender	W-L-T	GAASv. Pct.
Chad Alban	23-11-4	2.72 .894
Mike Gresl	0-1-0	4.38 .833
Mike Brusseau	0-1-0	6.36 .769

1997-98

NCAA Tournament Quarterfinalist

Overall: 33-6-5 CCHA: 21-5-4 (1st)

		TOT	3-3
Oct. 4	GUELPH (Exh.)	TOT	3-3
Oct. 10	Boston University •	W	3-1
Oct. 11	Wisconsin •	W	2-1
Oct. 17	WESTERN MICHIGAN	TOT	2-2

Oct. 18	Western Michigan	W	2-0
Oct. 25	Michigan	W	4-2
Oct. 28	Ferris State +V	W	6-1
Oct. 31	Notre Dame	W	5-1
Nov. 1	NOTRE DAME	L	1-6
Nov. 8	NOTRE DAME	W	3-1
Nov. 14	MANKATO STATE	W	5-2
Nov. 15	MANKATO STATE	W	4-0
Nov. 21	Ohio State	W	2-1
Nov. 22	Bowling Green	W	5-2
Nov. 28	WISCONSIN (J)	W	2-0
Nov. 30	MINNESOTA (J)	W	3-2
Dec. 6	BOWLING GREEN	W	4-2
Dec. 7	BOWLING GREEN	L	0-1
Dec. 27	Michigan Tech +J	W	3-1
Dec. 28	Michigan +J	W	5-3
Jan. 2	Alaska Fairbanks	L	4-6
Jan. 3	Alaska Fairbanks	W	6-2
Jan. 9	NORTHERN MICHIGAN	TOT	1-1
Jan. 10	NORTHERN MICHIGAN	W	6-1
Jan. 16	ALASKA FAIRBANKS	W	6-1
Jan. 17	Ferris State	W	7-0
Jan. 24	LAKE SUPERIOR STATE	W	4-3
Jan. 30	MIAMI	TOT	1-1
Jan. 31	MIAMI	W	7-0
Feb. 6	Ohio State	L	2-4
Feb. 7	Miami	TOT	0-0
Feb. 13	WESTERN MICHIGAN	W	4-2
Feb. 14	OHIO STATE	W	4-1
Feb. 20	MICHIGAN	W	5-1
Feb. 21	Michigan J	W	4-1
Feb. 27	LAKE SUPERIOR STATE	W	4-2
Feb. 28	FERRIS STATE	W	6-3
Mar. 6	Lake Superior State	W	4-1
Mar. 7	Northern Michigan	L	1-5
Mar. 13	FERRIS STATE @	W	3-1
Mar. 14	FERRIS STATE @	W	2-1
Mar. 20	Northern Michigan @J	W	5-1
Mar. 21	Ohio State @J	W	2-2
Mar. 28	Ohio State	L	LOT 3-4

-- Ice Breaker Invitational, Madison, Wis.

+V - Van Andel Arena; Grand Rapids, Mich.

(J) - College Hockey Showcase

J - Joe Louis Arena

+ J - Great Lakes Invitational; Joe Louis Arena

@ - CCHA Tournament

@ J - CCHA Tournament; Joe Louis Arena

J V - NCAA West Regional; Ann Arbor, Mich.

Player	GP	G	A	P	PIM
Mike York	40	27	34	61	38
Sean Berens	42	36	19	55	60
Rustyn Dolyrn	44	20	24	44	34
Kevin O'Keefe	44	13	18	31	26
Bryan Adams	31	9	21	30	39
Shawn Horcoff	34	14	13	27	50
Mike Weaver	44	4	22	26	68
Brad Hodgins	43	2	17	19	67
Jeff Kozakowski	42	0	19	19	24
Sean Patchell	41	7	9	16	57
Chris Bogas	44	4	10	14	75
Andrew Bogle	43	6	7	13	22
Damon Whitten	43	4	9	13	57
Tyler Hariton	44	1	12	13	68
Jon Gaskins	34	1	6	7	8
John Nail	42	3	2	5	12
Chad Alban	40	1	3	4	8
Curtis Gemmel	23	1	2	3	6
Mark Loeding	41	1	1	2	51
Mike Ford	19	1	0	1	0
Matt Kruzich	17	1	0	1	10
Brody Brandstatter	28	0	1	1	4
Mike Jalaba	7	0	0	0	2
Dan Zaluski	1	0	0	0	0
Bench	-	-	-	-	8
MICHIGAN STATE	44	156	249	401	794
OPPONENTS	44	76	116	192	838

Goaltender	W-L-T	GAASv. Pct.
Chad Alban	31-4-5	1.57 .926
Joe Blackburn	2-2-0	2.23 .889
Mike Gresl	0-0-0	8.42 .778

1998-99

NCAA Tournament Frozen Four

Overall: 29-6-7 CCHA: 20-3-7 (1st)

		TOT	5-0
Oct. 13	WESTERN ONTARIO (Exh.)	TOT	1-1
Oct. 16	WESTERN MICHIGAN	W	3-1
Oct. 17	MASSACHUSETTS	W	7-1
Oct. 23	Bowling Green	W	7-1
Oct. 24	OHIO STATE	TOT	4-4
Oct. 30	NORTHERN MICHIGAN	W	3-1
Nov. 6	OHIO STATE	W	3-1
Nov. 7	LAKE SUPERIOR STATE	W	2-1
Nov. 13	Ohio State	L	2-3
Nov. 14	Miami	W	5-0
Nov. 20	Michigan	L	1-2
Nov. 21	Western Michigan	W	4-1
Nov. 27	Wisconsin (J)	W	3-1
Nov. 29	Minnesota (J)	L	1-2
Dec. 4	NEBRASKA-OMAHA	W	2-0
Dec. 5	NEBRASKA-OMAHA	W	3-1
Dec. 12	NORTHERN MICHIGAN	W	2-1
Dec. 26	Northern Michigan +J	W	5-3
Dec. 27	Michigan +J	W	3-1
Jan. 1	Alaska Fairbanks	W	4-1
Jan. 2	Alaska Fairbanks	W	3-1
Jan. 3	Alaska Fairbanks	W	5-0
Jan. 8	MIAMI	W	5-1
Jan. 9	BOWLING GREEN	W	3-1
Jan. 15	Bowling Green	TOT	2-2
Jan. 16	Miami +C	W	5-1
Jan. 22	Lake Superior State	W	4-1
Jan. 23	Northern Michigan	TOT	1-1
Jan. 29	MICHIGAN	TOT	3-3
Feb. 5	Notre Dame	TOT	2-2
Feb. 6	Lake Superior State J	W	3-2
Feb. 12	NOTRE DAME	W	1-0
Feb. 19	NOTRE DAME	W	3-1
Feb. 20	Michigan J	W	3-1
Feb. 26	Ferris State	TOT	1-1
Feb. 27	WESTERN MICHIGAN	W	4-2
Mar. 5	FERRIS STATE	W	4-1
Mar. 6	FERRIS STATE	L	1-2
Mar. 12	LAKE SUPERIOR STATE @	W	3-2
Mar. 13	LAKE SUPERIOR STATE @	W	4-0
Mar. 19	Northern Michigan @J	L	3-5
Mar. 28	Colorado College	W	4-3
April 1	New Hampshire I	L	3-5

(J) - College Hockey Showcase

+ J - Great Lakes Invitational; Joe Louis Arena

+C - The Crown; Cincinnati, Ohio

J - Joe Louis Arena

@ - CCHA Tournament

@ J - CCHA Tournament; Joe Louis Arena

J V - NCAA West Regional; Madison, Wis.

I - NCAA Frozen Four; Anaheim, Calif.

Player	GP	G	A	P	PIM
Mike York	42	22	32	54	41
Bryan Adams	42	21	16	37	56
Shawn Horcoff	39	12	25	37	60
Rustyn Dolyrn	41	18	15	33	71
Adam Hall	36	16	7	23	74
Jeff Kozakowski	40	5	13	18	24
Brad Hodgins	42	3	15	18	64
Andrew Hutchinson	37	3	12	15	26
Damon Whitten	42	9	5	14	84
Chris Bogas	35	1	13	14	86
Joe Goodenow	36	3	10	13	38
Mark Loeding	37	4	3	7	18
Mike Weaver	42	1	6	7	54
Shawn Mather	37	4	2	6	10
John Nail	42	1	5	6	18
Sean Patchell	40	3	2	5	82
Andrew Bogle	38	2	2	4	18
Curtis Gemmel	23	0	3	3	6
Joe Blackburn	33	0	1	1	4
Jon Insana	39	0	1	1	59
Brody Brandstatter	17	0	0	0	18
Mike Ford	9	0	0	0	4
Bench	-	-	-	-	4
MICHIGAN STATE	42	128	188	316	919
OPPONENTS	42	64	94	158	1061



YEAR-BY-YEAR TEAM RESULTS

Goaltender	W-L-T	GAASv. Pct.
Mike Gresl	8-1-0	1.22 .940
Joe Blackburn	21-5-7	1.55 .928

1999-2000

NCAA Tournament

Overall: 27-11-4 CHA: 18-8-2 (2nd)

Oct. 5	GUELPH (Exh.)	W	11-1
Oct. 6	at Colorado College *	L	1-4
Oct. 15	at Nebraska-Omaha	W	5-2
Oct. 16	at Nebraska-Omaha	W	6-2
Oct. 22	OHIO STATE	W	1-0
Oct. 23	OHIO STATE	W	6-0
Oct. 29	FERRIS STATE	W	4-1
Oct. 30	at Ferris State	W	4-0
Nov. 5	at Alaska Fairbanks	W	5-1
Nov. 6	at Alaska Fairbanks	W	3-0
Nov. 12	BOWLING GREEN	W	3-1
Nov. 13	BOWLING GREEN	W	5-2
Nov. 19	at Miami	L	2-3
Nov. 20	at Miami	L	0-3
Nov. 26	WISCONSIN (I)	L	1-5
Nov. 27	MINNESOTA (I)	W	6-2
Dec. 4	at Notre Dame	L	0-1
Dec. 5	NOTRE DAME	W	4-1
Dec. 11	ALABAMA-HUNTSVILLE	W	5-0
Dec. 29	Michigan Tech +J	W	6-3
Dec. 30	Michigan +J	W	3-1
Jan. 7	MICHIGAN	L	0-2
Jan. 13	NEBRASKA-OMAHA	L OT	3-4
Jan. 14	NEBRASKA-OMAHA	W	3-1
Jan. 21	RENSELAER	T OT	2-2
Jan. 22	RENSELAER	W	4-1
Jan. 28	at Western Michigan	T OT	2-2
Jan. 29	at Western Michigan	L OT	2-3
Feb. 3	at Lake Superior State	W	3-0
Feb. 5	Lake Superior State J	L	1-3
Feb. 11	NORTHERN MICHIGAN	W OT	3-2
Feb. 12	NORTHERN MICHIGAN	W	2-0
Feb. 18	ALASKA FAIRBANKS	W	3-1
Feb. 19	ALASKA FAIRBANKS	W	5-2
Feb. 25	at Michigan	L	2-4
Feb. 26	Michigan J	T OT	3-3
Mar. 3	at Notre Dame	T OT	2-2
Mar. 4	NOTRE DAME	W	5-3
Mar. 10	MIAMI @	W	6-2
Mar. 11	MIAMI @	W	5-1
Mar. 17	Notre Dame @J	W	4-0
Mar. 18	Nebraska-Omaha @J	W	6-0
Mar. 24	Boston College J	L OT	5-6

* - U.S. Hockey Hall of Fame Game

J - College Hockey Showcase

+J - Great Lakes Invitational; Joe Louis Arena

J - Joe Louis Arena

@ - CCHA Tournament

@J - CCHA Tournament; Joe Louis Arena

J - NCAA West Regional; Minneapolis, Minn.

Player	GP	G	A	P	PIM
Shawn Horcoff	42	14	51	65	50
Adam Hall	40	26	13	39	68
Rustyn Dolyne	41	18	19	37	60
Brian Maloney	42	12	19	31	87
John-Michael Liles	40	8	20	28	26
Damon Whitten	39	10	14	24	74
Sean Patchell	42	9	11	20	85
Brad Hodgins	41	7	10	17	81
Andrew Hutchinson	42	5	12	17	64
John Hall	42	5	9	14	26
Brad Fast	42	5	9	14	20
Troy Ferguson	42	5	7	12	10
Andrew Bogle	42	5	3	8	26
Mike Weaver	38	0	8	8	34
Joe Goodenow	16	2	5	7	14
Jon Insana	42	3	3	6	46
Steve Clark	34	2	3	5	6
Brody Brandstatter	25	2	2	4	16
Kris Koski	34	2	1	3	18
Steve Jackson	18	1	1	2	8
Ryan Miller	26	0	1	1	0
Bench	-	-	-	-	4
MICHIGAN STATE	42	141	221	362	795
OPPONENTS	42	76	123	199	832

Goaltender	W-L-T	GAASv. Pct.
Ryan Miller	16-5-3	1.53 .932
Joe Blackburn	11-6-1	2.17 .907

2000-01

NCAA Tournament Frozen Four

Overall: 33-5-4 CHA: 21-4-3 (1st)

Oct. 3	USNTDP U-18 (Exh.)	L	4-6
Oct. 6	WESTERN ONTARIO (Exh.)	W	6-0
Oct. 13	at Alaska Anchorage ##	W	5-4
Oct. 14	Merrimack ##	T OT	1-1
Oct. 20	NEBRASKA-OMAHA	L	1-2
Oct. 21	NEBRASKA-OMAHA	W	4-1
Oct. 26	at Notre Dame	W	5-1
Oct. 27	at Notre Dame	W	3-2
Nov. 4	at Michigan	W	1-0
Nov. 9	NORTHERN MICHIGAN	W	3-2
Nov. 10	NORTHERN MICHIGAN	W	4-1
Nov. 17	WESTERN MICHIGAN	T OT	2-2
Nov. 21	LAKE SUPERIOR STATE	W	5-0
Nov. 24	at Minnesota (I)	W	3-2
Nov. 26	at Wisconsin (I)	W	6-2
Dec. 1	at Bowling Green	T OT	3-3
Dec. 2	at Bowling Green	W	3-1
Dec. 8	at Ferris State	T OT	0-0
Dec. 9	FERRIS STATE	W	4-1
Dec. 29	Boston College +J	W	4-1
Dec. 30	Michigan Tech	W OT	3-2
Jan. 5	YALE	W	5-0
Jan. 6	YALE	W	4-0
Jan. 12	at Lake Superior State	W	2-0
Jan. 14	at Lake Superior State	W OT	2-1
Jan. 19	MIAMI	W	1-0
Jan. 20	MIAMI	W	5-0
Jan. 23	LAKE SUPERIOR STATE	W	3-0
Jan. 27	Michigan J	L OT	3-4
Feb. 2	at Northern Michigan	L	2-3
Feb. 3	at Northern Michigan	W	2-1
Feb. 9	ALASKA FAIRBANKS	W	4-1
Feb. 10	ALASKA FAIRBANKS	W	3-0
Feb. 16	at Western Michigan	L	2-4
Feb. 17	Michigan J	W	4-2
Feb. 23	at Ohio State	W	5-2
Feb. 24	at Ohio State	W	7-2
Mar. 1	MICHIGAN	W	3-1
Mar. 9	ALASKA FAIRBANKS @	W	5-2
Mar. 10	ALASKA FAIRBANKS @	W OT	3-2
Mar. 16	Bowling Green @J	W	2-1
Mar. 17	Michigan @J	W	2-0
Mar. 25	Wisconsin JV	W	5-1
April 5	North Dakota !	L	0-2

- Johnson Nissan Classic; Anchorage, Alaska

J - College Hockey Showcase

+J - Great Lakes Invitational; Joe Louis Arena

J - Joe Louis Arena

@ - CCHA Tournament

@J - CCHA Tournament; Joe Louis Arena

JV - NCAA West Regional; Van Andel Arena; Grand Rapids, Mich.

! - NCAA Frozen Four; Pepsi Center; Albany, N.Y.

Player	GP	G	A	P	PIM
Rustyn Dolyne	42	13	26	39	30
Brian Maloney	42	15	23	38	86
Adam Hall	42	18	12	30	42
John Hall	42	20	8	28	32
Brad Fast	42	4	24	28	16
Sean Patchell	42	8	19	27	58
John-Michael Liles	42	7	18	25	28
Damon Whitten	42	12	12	24	42
Andrew Hutchinson	42	5	19	24	46
Andrew Bogle	39	9	13	22	26
Jeremy Jackson	23	7	12	19	40
Troy Ferguson	41	4	10	14	12
Joe Goodenow	29	4	6	10	18
Joe Markusen	41	1	4	5	39
Jon Insana	42	3	1	4	61
Steve Jackson	41	1	3	4	4
Tim Hearon	38	0	4	4	8
Steve Clark	41	2	1	3	14
Ryan Miller	40	0	3	3	0
Aaron Hundt	10	1	0	1	0

Kris Koski	27	0	0	0	12
Pat Brush	1	0	0	0	0
Bench	-	-	-	-	6
MICHIGAN STATE	42	134	218	352	620
OPPONENTS	42	57	101	158	841

Goaltender	W-L-T	GAASv. Pct.
Joe Blackburn	2-0-0	0.97 .967
Ryan Miller	31-5-4	1.32 .950

2001-02

NCAA Tournament

Overall: 27-9-5 CHA: 18-6-4 (2nd)

Sept. 29	QUEEN'S (Exh.)	W	14-1
Oct. 6	MICHIGAN *	T OT	3-3
Oct. 11	LAKE SUPERIOR STATE	W	5-0
Oct. 12	LAKE SUPERIOR STATE	W	6-1
Oct. 20	FERRIS STATE	W	2-0
Oct. 26	at Nebraska-Omaha	L	3-4
Oct. 27	at Nebraska-Omaha	L	1-5
Nov. 1	BOWLING GREEN	W	6-3
Nov. 2	BOWLING GREEN	W	4-0
Nov. 9	MASS.-AMHERST	W	6-1
Nov. 16	MIAMI	W	3-0
Nov. 17	MIAMI	W	2-0
Nov. 23	WISCONSIN (I)	W	2-1
Nov. 25	MINNESOTA (I)	T OT	4-4
Nov. 30	at Alaska Fairbanks	L	1-2
Dec. 1	at Alaska Fairbanks	W	5-1
Dec. 7	at Northern Michigan	W	4-2
Dec. 8	at Northern Michigan	W	3-0
Dec. 28	Michigan Tech +J	W	4-1
Dec. 29	North Dakota +J	L OT	4-5
Jan. 4	QUINNIPAC	W	4-1
Jan. 5	QUINNIPAC	W	3-1
Jan. 11	WESTERN MICHIGAN	W	6-3
Jan. 12	at Western Michigan	L	0-2
Jan. 15	at Ferris State	W	3-2
Jan. 19	at Michigan	T OT	1-1
Jan. 25	OHIO STATE	W	3-1
Jan. 26	OHIO STATE	W	5-1
Feb. 1	at Ohio State	T OT	3-3
Feb. 2	at Ohio State	T OT	3-3
Feb. 8	NOTRE DAME	W	2-0
Feb. 9	NOTRE DAME	L	2-3
Feb. 16	Michigan J	W	3-1
Feb. 22	at Miami	W	3-1
Feb. 23	at Miami	W	4-3
Mar. 1	at Ferris State	L	2-3
Mar. 2	FERRIS STATE	W	2-0
Mar. 8	BOWLING GREEN @	W OT	4-3
Mar. 9	BOWLING GREEN @	W	4-2
Mar. 16	Northern Michigan @ J	W	2-1
Mar. 17	Michigan @J	L	2-3
Mar. 22	Colorado College JV	L	0-2

* - Spartan Stadium; East Lansing, Mich.

J - College Hockey Showcase

+J - Great Lakes Invitational; Joe Louis Arena

J - Joe Louis Arena; Detroit, Mich.

@ - CCHA Tournament

@J - CCHA Tournament; Joe Louis Arena

JV - NCAA West Regional; Yost Arena; Ann Arbor, Mich.

Player	GP	G	A	P	PIM
John-Michael Liles	41	13	22	35	18
Adam Hall	41	19	15	34	36
Brian Maloney	37	17	16	33	71
Jim Slater	37	11	21	32	50
Ash Goldie	41	9	18	27	10
Brad Fast	41	10	16	26	26
Andrew Hutchinson	39	6	16	22	24
Joe Goodenow	41	11	7	18	38
Mike Lalonde	41	10	7	17	8
Duncan Keith	41	3	12	15	18
Lee Falardeau	34	4	10	14	24
Brock Radunske	41	4	9	13	28
Steve Jackson	36	5	7	12	10
Kevin Estrada	40	4	7	11	24
Troy Ferguson	39	1	5	6	14
Jon Insana	41	1	4	5	24
Tim Hearon	26	0	5	5	4
Joe Markusen	39	0	5	5	18
Steve Clark	10	1	2	3	2

YEAR-BY-YEAR TEAM RESULTS

Kris Koski	19	0	2	2	8
Ryan Miller	40	0	2	2	0
Pat Brush	1	0	0	0	0
Aaron Hundt	1	0	0	0	0
Mike Porter	3	0	0	0	0
Steve Swistak	8	0	0	0	2
Bench	-	-	-	-	2
MICHIGAN STATE	41	129	208	337	459
OPPONENTS	41	73	109	185	642

Goaltender	W-L-T	GAASv. Pct.
Matt Migliaccio	1-0-0	1.48 .900
Ryan Miller	26-9-5	1.77 .936

RICK COMLEY
2002-11 (nine seasons)
186-140-39 (.563)



Rick Comley became just the fifth head coach in Spartan hockey history on April 25, 2002. Comley is one of the top five winningest coaches of all time, and retired with an overall career record of 783-615-110. He led the Spartans to the 2007 NCAA title, the 2006 CCHA Championship, and a pair of Great Lakes Invitational titles (2004, 2006). He is one of just

three coaches in college hockey history to lead two programs to NCAA Championships — he captured the 1991 title, while at Northern Michigan.

Six Spartans earned All-America honors, while playing for Comley (Brad Fatt and John-Michael Liles in 2003, and Jim Slater and AJ Thelen in 2004, Jeff Lerg in 2008, and Jeff Petry in 2010). Additionally, Slater was a Hobey Baker Finalist in 2005, and Lerg in 2008.

+ J - Great Lakes Invitational; Joe Louis Arena;
J - Joe Louis Arena;
@ - CCHA Tournament
@ J - CCHA Tournament; Joe Louis Arena

Player	GP	G	A	P	PIM
John-Michael Liles	39	16	34	50	46
Brad Fatt	39	11	35	46	28
Jim Slater	37	18	26	44	26
David Booth	39	17	19	36	53
Brian Maloney	39	19	16	35	48
Mike Lalonde	38	13	18	31	10
Brock Radunske	36	11	18	29	30
Ash Goldie	38	8	15	23	10
Colton Fretter	34	7	15	22	36
Lee Falardeau	39	9	6	15	39
Nenad Gajic	36	4	8	12	18
Kevin Estrada	35	7	4	11	16
Joe Markusen	39	2	9	11	30
Duncan Keith	15	3	6	9	8
Troy Ferguson	39	2	7	9	4
Corey Potter	35	4	4	8	30
Tim Heaton	33	2	3	5	8
Jared Nightingale	38	1	3	4	42
Chad Hontvet	14	0	2	2	10
Matt Migliaccio	35	0	2	2	4
Steve Clark	29	0	0	0	16
Kris Koski	3	0	0	0	0
Evan Shaw	9	0	0	0	2
Steve Swistak	1	0	0	0	0
MICHIGAN STATE	39	154	250	404	522
OPPONENTS	39	118	185	303	600

Goaltender	W-L-T	GAASv. Pct.
Matt Migliaccio	21-10-2	2.59 .914
Justin Tobie	2-4-0	4.80 .855

2003-04

NCAA Tournament

Overall: 23-17-2 CCHA: 17-9-2 (3rd)

Oct. 5	WINDSOR (Exh.)	W	6-0
Oct. 10	FINDLAY ^	L	3-4
Oct. 11	MINNESOTA-DULUTH ^	W	5-4
Oct. 17	OHIO STATE	L	0-5
Oct. 18	OHIO STATE	L	1-4
Oct. 24	WESTERN MICHIGAN	W	4-2
Oct. 25	at Western Michigan	W	7-3
Oct. 31	FERRIS STATE	W	8-0
Nov. 1	at Ferris State	W	4-2
Nov. 7	NOTRE DAME	W	3-1
Nov. 8	NOTRE DAME	T	3-3
Nov. 14	at Miami	L	2-4
Nov. 15	at Miami	W	3-1
Nov. 20	WAYNE STATE	L	0-3
Nov. 21	WAYNE STATE	W	7-2
Nov. 28	MINNESOTA (I)	L	1-5
Nov. 29	WISCONSIN (I)	L	1-2
Dec. 5	at Michigan	L	0-2
Dec. 6	MICHIGAN	W	2-0
Dec. 17	USNTDP U-18 (Exh.)	W	2-1
Dec. 27	vs. Michigan Tech +J	W	7-2
Dec. 28	vs. 2 Boston College +J	L	3-4
Jan. 2	NORTHERN MICHIGAN	W	7-2
Jan. 3	NORTHERN MICHIGAN	L	0-5
Jan. 9	UMASS-LOWELL	W	2-0
Jan. 10	UMASS-LOWELL #F	L	2-3
Jan. 16	at Bowling Green	W	1-0
Jan. 17	at Bowling Green	L	2-3
Jan. 23	at 13 Ohio State	W	4-2
Jan. 24	at 13 Ohio State	W	3-0
Jan. 30	11 MIAMI	L	1-2
Jan. 31	11 MIAMI	L	1-3
Feb. 5	at Lake Superior State	W	8-5
Feb. 7	vs. Lake Superior State J	W	2-1
Feb. 13	at Alaska Fairbanks	L	0-5
Feb. 14	at Alaska Fairbanks	W	3-2
Feb. 20	NEBRASKA-OMAHA	W	3-0
Feb. 21	NEBRASKA-OMAHA	W	5-0
Mar. 5	6 MICHIGAN	T	4-4
Mar. 6	vs. 6 Michigan J	W	1-0
Mar. 12	FERRIS STATE @	W	6-4
Mar. 13	FERRIS STATE @	W	5-3
Mar. 18	vs. Northern Michigan @J	L	1-2
Mar. 27	vs. Minnesota-Duluth JV	L	0-5

^ - Ice Breaker Tournament; East Lansing, Mich
(I) - College Hockey Showcase
+ J - Great Lakes Invitational; Joe Louis Arena
J - Joe Louis Arena
@ - CCHA Tournament
@ J - CCHA Tournament; Joe Louis Arena
JV - NCAA Midwest Regional; Van Andel Arena; Grand Rapids, Mich.
#F - UMASS-Lowell Forfeited

Player	GP	G	A	P	PIM
Jim Slater	42	19	29	48	38
Mike Lalonde	42	22	18	40	18
Tommy Goebel	35	15	17	32	24
A.J. Thelen	41	11	18	29	50
Brock Radunske	42	12	10	22	60
Ash Goldie	42	9	13	22	22
David Booth	30	8	10	18	30
Colton Fretter	39	6	11	17	22
Adam Nightingale	36	9	7	16	32
Kevin Estrada	34	6	10	16	43
Chris Snively	35	3	13	16	8
Ethan Graham	42	2	9	11	28
Tyler Howells	32	1	10	11	8
Lee Falardeau	35	5	5	10	28
Drew Miller	41	4	6	10	39
Chris Lawrence	23	2	8	10	2
Joe Markusen	36	0	9	9	55
Jared Nightingale	42	0	8	8	54
Corey Potter	38	0	8	8	63
Steve Swistak	27	2	2	4	16
Chad Hontvet	8	0	1	1	4
Matt Migliaccio	15	0	1	1	0
Dominic Vicari	29	0	1	1	2
Brandon Warner	11	0	1	1	8
Nenad Gajic	4	0	0	0	0
Bench	-	-	-	-	6
MICHIGAN STATE	42	136	225	361	660
OPPONENTS	42	105	161	266	681

Goaltender	W-L-T	GAASv. Pct.
Dominic Vicari	15-13-1	2.31 .916
Matt Migliaccio	8-4-1	2.70 .915

2004-05

Overall: 20-17-4 CCHA: 12-13-3 (6th)

Oct. 10	TORONTO (Exh.)	W	7-2
Oct. 15	ST. LAWRENCE	L	1-3
Oct. 17	NEW HAMPSHIRE	W	5-1
Oct. 22	at Northern Michigan	L	2-3
Oct. 23	at Northern Michigan	L	2-4
Oct. 29	NEBRASKA-OMAHA	W	5-2
Oct. 30	NEBRASKA-OMAHA	L	2-5
Nov. 5	FERRIS STATE	W	4-2
Nov. 6	at Ferris State	W	5-1
Nov. 12	CORNELL	T	0-1
Nov. 14	CORNELL	W	2-0
Nov. 18	MICHIGAN	L	2-4
Nov. 20	at Michigan	L	4-5
Nov. 26	at 2 Wisconsin (I)	W	4-0
Nov. 27	at 3 Wisconsin (I)	L	0-5
Dec. 3	BOWLING GREEN	L	1-2
Dec. 4	at Bowling Green	W	6-4
Dec. 10	at Notre Dame	L	0-2
Dec. 11	NOTRE DAME	W	4-1
Dec. 29	vs. 6 New Hampshire +J	W	0-4
Dec. 30	vs. 3 Michigan +J	W	0-1
Jan. 7	at Miami	W	4-0
Jan. 8	at Miami	L	1-4
Jan. 14	at Western Michigan	L	4-5
Jan. 15	WESTERN MICHIGAN	W	3-1
Jan. 21	LAKE SUPERIOR STATE	W	8-0
Jan. 22	LAKE SUPERIOR STATE	T	0-2
Jan. 28	USNTDP U-18 (Exh.)	L	3-4
Feb. 4	at 5 Michigan	T	0-2
Feb. 5	5 Michigan J	T	0-1
Feb. 11	at Alaska Fairbanks	L	0-6
Feb. 12	at Alaska Fairbanks	L	0-1
Feb. 18	7 OHIO STATE	W	6-3
Feb. 19	7 OHIO STATE	L	1-5
Feb. 25	at Bowling Green	L	1-2
Feb. 26	BOWLING GREEN	W	3-3
Mar. 4	NOTRE DAME	W	3-2
Mar. 5	at Notre Dame	W	2-1
Mar. 11	MIAMI @	W	2-1

^ - Maverick Stampede; Omaha, Neb.

(I) - College Hockey Showcase

YEAR-BY-YEAR TEAM RESULTS

Mar. 12	MIAMI @	W	5-4
Mar. 17	vs. Nebraska-Omaha @ J	W	5-0
Mar. 18	vs. 8 Ohio State @ J	L	1-4
Mar. 19	vs. Alaska Fairbanks @J	L	2-3

[J] - College Hockey Showcase

+ J - Great Lakes Invitational; Joe Louis Arena

- J - Joe Louis Arena;

@ - CCHA Tournament

@ J - CCHA Tournament; Joe Louis Arena

Player	GP	G	A	P	PIM
Jim Slater	41	16	32	48	30
Colton Fretter	40	20	24	44	28
Drew Miller	40	17	16	33	20
Ash Goldie	39	11	10	21	28
Tommy Goebel	41	6	15	21	30
Chris Mueller	41	2	17	19	32
Jim McKenzie	34	11	7	18	44
David Booth	29	7	9	16	30
Bryan Lerg	41	10	5	15	14
Tyler Howells	35	1	14	15	14
Ethan Graham	40	5	9	14	22
Mike Lalonde	35	5	9	14	6
A.J. Thelen	33	0	11	11	48
Chris Snaveley	40	1	9	10	18
Adam Nightingale	31	3	3	6	35
Jeff Dunne	27	0	6	6	10
Corey Potter	32	0	6	6	73
Kevin Estrada	26	3	1	4	16
Chad Hontvet	11	2	2	4	4
Peder Skinner	20	0	4	4	2
Jared Nightingale	35	0	3	3	39
Daniel Vukovic	18	1	0	1	8
Brandon Warner	3	0	1	1	2
Chris Lawrence	4	0	0	0	0
Bench	-	-	-	-	-
MICHIGAN STATE	41	121	213	334	569
OPPONENTS	41	100	162	262	725

Goaltender	W-L-T	GAA	Sv. Pct.
Dominic Vicari	18-16-4	2.30	.923
Matt Migliaccio	2-1-0	2.61	.897

2005-06

NCAA Tournament

Overall: 25-12-8 CCHA: 14-7-2 (2nd)

Oct. 8	vs. Wayne State ^	W	5-1
Oct. 9	vs. North Dakota ^	W	3-0
Oct. 14	WESTERN ONTARIO (Exh.)	W	4-2
Oct. 22	at 1 Michigan	T OT	3-3
Oct. 25	USNTDP U-18 (Exh.)	W	5-2
Oct. 28	at 2 Cornell	L	2-4
Oct. 29	at 2 Cornell	W	4-3
Nov. 4	14 NORTHERN MICHIGAN	W OT	5-4
Nov. 5	14 NORTHERN MICHIGAN	W	5-0
Nov. 8	at Ferris State	T OT	2-2
Nov. 11	NEBRASKA-OMAHA	L	4-7
Nov. 12	NEBRASKA-OMAHA	L OT	2-3
Nov. 15	at Ohio State	L	2-3
Nov. 18	WESTERN MICHIGAN	T OT	3-3
Nov. 19	at Western Michigan	L	3-5
Nov. 25	2 WISCONSIN (J)	L	1-3
Nov. 26	7 MINNESOTA (J)	T OT	2-2
Dec. 2	BOWLING GREEN	W	3-0
Dec. 3	at Bowling Green	L	2-4
Dec. 9	at Alaska-Fairbanks	T OT	4-4
Dec. 10	at Alaska-Fairbanks	W	3-0
Dec. 29	vs. Michigan Tech +J	W OT	3-2
Dec. 30	vs. 7 Colorado College +J	L	3-6
Jan. 6	WAYNE STATE	W	3-1
Jan. 7	WAYNE STATE	W	5-1
Jan. 13	ALASKA-FAIRBANKS	W	4-0
Jan. 14	ALASKA-FAIRBANKS	W	2-1
Jan. 17	6 MICHIGAN	W	2-0
Jan. 20	at Nebraska-Omaha	W OT	4-3
Jan. 21	at Nebraska-Omaha	L	2-3
Jan. 24	FERRIS STATE	L	1-2
Jan. 27	8 MICHIGAN	T OT	1-1
Jan. 28	vs. 8 Michigan J	T OT	5-5
Feb. 3	at Notre Dame	W	3-2
Feb. 4	NOTRE DAME	W	2-1
Feb. 9	at Ohio State	W	4-3
Feb. 17	2 MIAMI	W	3-2
Feb. 18	2 MIAMI	W	3-1

Feb. 23	at Lake Superior State	W	3-2
Feb. 25	vs. Lake Superior State J	T OT	2-2
Mar. 10	ALASKA-FAIRBANKS @	L	1-2
Mar. 11	ALASKA-FAIRBANKS @	W	6-1
Mar. 12	ALASKA-FAIRBANKS @	W	7-4
Mar. 17	vs. 11 Michigan @J	W	4-1
Mar. 18	vs. 2 Miami @J	W	2-1
Mar. 25	vs. 11 New Hampshire JV	W	1-0
Mar. 26	vs. 10 Maine JV	L	4-5

^ - Lefty McFadden Invitational; Dayton, Ohio

[J] - College Hockey Showcase

+ J - Great Lakes Invitational; Joe Louis Arena

@ - CCHA Tournament

@ J - CCHA Tournament; Joe Louis Arena

JV - NCAA East Regional; Pepsi Arena; Albany, NY

Player	GP	G	A	P	PIM
Drew Miller	44	18	25	43	30
Bryan Lerg	45	15	23	38	26
David Booth	36	13	22	35	50
Tyler Howells	45	10	24	34	30
Tim Crowder	44	17	13	30	29
Colton Fretter	45	10	19	29	28
Jim McKenzie	43	11	17	28	85
Chris Mueller	41	11	16	27	47
Justin Abdelkader	44	10	12	22	83
Corey Potter	45	4	18	22	117
Tim Kennedy	29	4	15	19	31
Ethan Graham	45	3	9	12	20
Nick Sucharski	36	2	5	7	18
Jared Nightingale	41	1	6	7	26
Chris Lawrence	39	2	4	6	18
Chris Snaveley	30	1	5	6	16
Zak McClellan	30	3	2	5	21
Daniel Vukovic	43	0	4	4	14
Dan Sturges	25	2	1	3	8
Brandon Warner	8	1	0	1	14
Chad Hontvet	12	0	1	1	6
Kurt Kivisto	1	0	0	0	0
Matt Showneyia	2	0	0	0	0
Peder Skinner	3	0	0	0	0
Jeff Dunne	17	0	0	0	8
Brandon Gentile	17	0	0	0	16
Dominic Vicari	16	0	0	0	2
Bench	-	-	-	-	-
MICHIGAN STATE	45	138	241	379	751
Opponents	45	103	163	266	910

2006-07

NCAA Champions

Overall: 26-13-3 CCHA: 15-10-3 (4th)

Oct. 6	WILFRED LAURIER (Exh.)	W	11-2
Oct. 13	WESTERN MICHIGAN	W	4-1
Oct. 15	at Western Michigan	L	2-3
Oct. 19	USNTDP U-18 (Exh.)	L	4-5
Oct. 27	ST. LAWRENCE	W	5-3
Oct. 28	SACRED HEART	W	7-5
Nov. 3	9 MICHIGAN	W	7-4
Nov. 4	at 9 Michigan	L	2-6
Nov. 7	FERRIS STATE	T OT	2-2
Nov. 10	at Ferris State	W	6-0
Nov. 17	at 5/6 Notre Dame	L	1-4
Nov. 18	5/6 NOTRE DAME	W	2-0
Nov. 21	at 7 Michigan	L	1-2
Nov. 24	at 1 Minnesota (J)	L	4-5
Nov. 25	at Wisconsin (J)	L	0-2
Dec. 1	OHIO STATE	W	4-1
Dec. 2	OHIO STATE	L	1-4
Dec. 8	at Northern Michigan	W	3-2
Dec. 9	at Northern Michigan	W	3-2
Dec. 29	vs. Harvard +J	W	5-2
Dec. 30	vs. 10 Michigan +J	W	4-1
Jan. 5	at 6/4 Miami *	L	2-5
Jan. 6	at 6/4 Miami *	W	4-1
Jan. 12	ALASKA *	W OT	3-2
Jan. 13	ALASKA *	W	4-3
Jan. 19	LAKE SUPERIOR STATE	W OT	3-2
Jan. 20	LAKE SUPERIOR STATE	W	4-0
Feb. 2	at Nebraska-Omaha	W	5-1

Feb. 3	at Nebraska-Omaha	T OT	3-3
Feb. 9	FERRIS STATE	W	2-1
Feb. 10	vs. 8/9 Michigan J	T OT	3-3
Feb. 13	at Ferris State	L	1-2
Feb. 16	at Western Michigan	L	3-4
Feb. 17	WESTERN MICHIGAN	L	0-2
Feb. 23	at Bowling Green	W	5-3
Feb. 24	BOWLING GREEN	L	1-2
Mar. 9	NEBRASKA-OMAHA @	W	4-2
Mar. 10	NEBRASKA-OMAHA @	W	4-1
Mar. 16	vs. Michigan @J	L	2-5
Mar. 17	vs. Lake Superior State @J	W OT	7-6
Mar. 23	vs. 9 Boston University IV	W	5-1
Mar. 24	vs. 1 Notre Dame IV	W	2-1
Apr. 5	vs. 6 Maine !	W	4-2
Apr. 7	vs. 1 Boston College !	W	3-1

[J] - College Hockey Showcase

+ J - Great Lakes Invitational; Joe Louis Arena

- J - Joe Louis Arena;

@ - CCHA Tournament

@ J - CCHA Tournament; Joe Louis Arena

!V - NCAA Midwest Regional; Van Andel Arena,

Grand Rapids, Mich.

! - NCAA Frozen Four; Scottrade Center, St. Louis, Mo.

Player	GP	G	A	P	PIM
Tim Kennedy	42	18	25	43	49
Bryan Lerg	41	23	14	36	21
Justin Abdelkader	38	15	18	33	91
Chris Mueller	42	16	16	32	30
Jim McKenzie	35	12	18	30	56
Tyler Howells	42	4	22	26	22
Tim Crowder	41	14	11	25	18
Nick Sucharski	41	9	15	24	32
Ethan Graham	35	1	12	13	30
Daniel Vukovic	42	7	5	12	18
Mike Ratchuk	40	4	2	12	28
Jay Sprague	32	3	9	12	14
Chris Snaveley	27	2	9	11	26
Jeff Dunne	33	1	10	11	21
Chris Lawrence	40	1	6	7	19
Brandon Warner	23	2	4	6	14
Dan Sturges	21	1	5	6	4
Matt Schepke	23	3	2	5	14
Brandon Gentile	41	0	4	4	55
Zak McClellan	27	0	2	2	8
Kurt Kivisto	14	1	1	2	2
Ryan Turek	31	0	2	2	18
Justin Johnston	3	0	0	0	0
Bench	-	-	-	-	-
MICHIGAN STATE	42	137	219	356	598
Opponents	42	102	172	274	722

Goaltender	W-L-T	GAA	Sv. Pct.
Bobby Jarosz	0-0-0	0.87	.973
Jeff Lerg	26-13-3	2.41	.913

2007-08

NCAA Tournament

Overall: 25-12-5 CCHA: 19-6-3 (3rd)

Oct. 10	WINDSOR (Exh.)	W	6-0
Oct. 13	at 1 North Dakota	L	0-6
Oct. 19	COLGATE	W	6-3
Oct. 20	COLGATE	W	2-1
Oct. 26	NORTHERN MICHIGAN	W	5-4
Oct. 27	NORTHERN MICHIGAN	W	3-2
Nov. 2	at Alaska	W	3-1
Nov. 3	at Alaska	W	3-1
Nov. 9	MERCYHURST	W	6-2
Nov. 10	MERCYHURST	W	6-2
Nov. 15	1/2 MIAMI	L	2-4
Nov. 16	1/2 MIAMI	L	1-3
Nov. 23	12/14 MINNESOTA (J)	T OT	3-3
Nov. 24	13/15 WISCONSIN (J)	T OT	4-4
Nov. 30	at Lake Superior State	W	3-2
Dec. 1	at Lake Superior State	W	5-2
Dec. 7	at Ferris State	W	4-3
Dec. 8	FERRIS STATE	W	4-1
Dec. 28	vs. Michigan Tech +J	L	1-4
Dec. 29	vs. Providence +J	L	3-5
Jan. 4	LAKE SUPERIOR STATE	W	8-2
Jan. 5	LAKE SUPERIOR STATE	T OT	3-3



YEAR-BY-YEAR TEAM RESULTS



Jan. 11	6 NOTRE DAME	W	3-1
Jan. 13	at 6 Notre Dame	TOT	1-1
Jan. 18	at Ohio State	W	4-1
Jan. 19	at Ohio State	W	4-0
Jan. 25	at 1 Michigan	W	1-0
Jan. 26	1 MICHIGAN	TOT	2-2
Feb. 1	NEBRASKA-OMAHA	L OT	5-4
Feb. 2	NEBRASKA-OMAHA	W	4-2
Feb. 8	at Northern Michigan	L	1-3
Feb. 9	at Northern Michigan	L	0-3
Feb. 15	WESTERN MICHIGAN	W	3-0
Feb. 16	at Western Michigan	W	4-2
Feb. 22	MICHIGAN	W	5-2
Feb. 23	vs. Michigan J	L	5-2
Feb. 29	BOWLING GREEN	W	6-3
Mar. 1	at Bowling Green	W	4-0
Mar. 14	NORTHERN MICHIGAN @	W	5-1
Mar. 15	NORTHERN MICHIGAN @	L	1-2
Mar. 16	NORTHERN MICHIGAN @	L OT	2-3
Mar. 28	vs. Colorado College V	W	3-1
Mar. 29	vs. Notre Dame V	L	3-1

(J) - College Hockey Showcase

+ J - Great Lakes Invitational; Joe Louis Arena

J - Joe Louis Arena

@ - CCHA Tournament

V - NCAA West Regional; Colorado Springs World Arena, Colorado Springs, Colo.

Dec. 27	vs. 18/- North Dakota +J	W	2-1
Dec. 28	vs. 11/12 Michigan +J	L	1-5
Jan. 2	28 ALASKA	W	2-1
Jan. 3	18 ALASKA	L	1-3
Jan. 16	at 9 Miami	W	4-1
Jan. 17	at 9 Miami	L	1-6
Jan. 23	vs. Michigan J	L	2-6
Jan. 24	at Michigan	L	3-5
Jan. 30	at Lake Superior State	L	0-2
Jan. 31	at Lake Superior State	L	2-4
Feb. 6	FERRIS STATE	T OT	2-2
Feb. 7	at Ferris State	W	1-0
Feb. 13	16 OHIO STATE	T OT	1-1
Feb. 14	16 OHIO STATE	W	2-1
Feb. 20	BOWLING GREEN	W	3-2
Feb. 21	at Bowling Green	L	0-4
Feb. 27	at 1 Notre Dame	L	0-5
Feb. 28	1 NOTRE DAME	L	1-2
Mar. 6	at Northern Michigan @	L	3-5
Mar. 7	at Northern Michigan @	L	2-8

^ - Icebreaker Tournament, Agganis Arena; Boston, Mass.

(J) - College Hockey Showcase

+ J - Great Lakes Invitational; Joe Louis Arena

J - Joe Louis Arena

@ - CCHA Tournament

Dec. 5	at Northern Michigan	LOT	2-3
Dec. 11	at Bowling Green	W OT	3-2
Dec. 12	BOWLING GREEN	W	4-1
Dec. 29	vs. Michigan Tech +J	W	10-1
Dec. 30	vs. Rensselaer +J	W	6-1
Jan. 4	USNTDP U-18 (Exh.)	W	8-2
Jan. 8	LAKE SUPERIOR	W	4-2
Jan. 9	LAKE SUPERIOR	T OT	3-3
Jan. 15	at Notre Dame	L	2-5
Jan. 16	NOTRE DAME	T OT	4-4
Jan. 22	OHIO STATE	W	5-2
Jan. 23	OHIO STATE	L	2-4
Jan. 29	20 MICHIGAN	W	3-2
Jan. 30	vs. 20 Michigan J	L	4-5
Feb. 5	at Alaska	L	0-2
Feb. 6	at Alaska	T OT	1-1
Feb. 19	at 14 Ferris State	L	1-4
Feb. 20	14 FERRIS STATE	W	3-2
Feb. 26	BOWLING GREEN	W	5-2
Feb. 27	at Bowling Green	T OT	2-2
Mar. 12	MICHIGAN @	L	1-5
Mar. 13	MICHIGAN @	L	3-5

^ - Allen Co. War Memorial Coliseum; Fort Wayne, Ind.

(J) - College Hockey Showcase

+ J - Great Lakes Invitational; Joe Louis Arena

J - Joe Louis Arena

@ - CCHA Tournament

Player	GP	G	A	P	PIM
Tim Kennedy	42	20	23	43	50
Justin Abdelkader	42	19	21	40	107
Bryan Lerq	42	20	19	39	18
Tim Crowder	42	15	23	38	36
Chris Mueller	42	13	14	27	32
Nick Sucharski	41	9	17	26	32
Matt Schepke	37	11	14	25	41
Mike Ratchuk	42	6	19	25	48
Jeff Petry	42	3	21	24	28
Daniel Vukovic	42	3	19	22	24
Corey Tropp	42	6	11	17	16
Dustin Gazley	40	3	9	12	31
Brandon Gentile	39	0	9	9	24
Andrew Rowe	21	3	4	7	8
Jeff Dunne	37	3	4	7	29
Ryan Turek	35	0	5	5	16
Jay Sprague	16	0	2	2	6
Justin Johnston	24	0	2	2	6
Jeff Lerg	41	0	2	2	0
A.J. Sturges	5	1	0	1	6
Joey Shean	6	0	0	0	4
Dan Sturges	8	0	0	0	4
Kurt Kivisto	28	0	0	0	8
Zak McClellan	41	0	0	0	20
Bench					2
MICHIGAN STATE	42	135	238	373	596
Opponents	42	98	160	258	700

Goaltender	W-L-T	GAASv. Pct.
Bobby Jarosz	1-0-0	1.39 .943
Jeff Lerg	24-12-5	2.22 .926

2008-09

Overall: 10-23-5 CCHA: 7-17-4 (10th)

Oct. 6	WESTERN ONTARIO (Exh.)	W	4-3
Oct. 10	vs. Massachusetts ^	W	3-1
Oct. 11	at 9 Boston University ^	L	1-2
Oct. 16	UMASS LOWELL	L	0-3
Oct. 17	UMASS LOWELL	W	2-1
Oct. 24	18 NORTHERN MICHIGAN	T OT	2-2
Oct. 25	18 NORTHERN MICHIGAN	W	2-0
Oct. 31	WESTERN MICHIGAN	W	3-1
Nov. 1	at Western Michigan	T OT	2-2
Nov. 7	at Ohio State	L	0-3
Nov. 8	at Ohio State	L	1-3
Nov. 14	10 MIAMI	L	1-5
Nov. 15	10 MIAMI	L	1-3
Nov. 21	at Nebraska-Omaha	L	1-7
Nov. 22	at Nebraska-Omaha	L	1-3
Nov. 28	at Wisconsin (J)	L	1-3
Nov. 29	at 1 Minnesota (J)	T OT	4-4
Dec. 5	at 14 Michigan	L	1-6
Dec. 6	14 MICHIGAN	L	3-5
Dec. 16	USNTDP U-18 (Exh.)	L	2-4

Player	GP	G	A	P	PIM
Matt Schepke	38	14	10	24	67
Daultan Leveille	38	9	8	17	12
Dustin Gazley	37	7	7	14	34
Andrew Rowe	35	6	8	14	14
Jeff Petry	38	2	12	14	32
Tim Crowder	24	4	9	13	14
Corey Tropp	21	3	8	11	45
Tim Buttery	38	1	6	7	16
Kurt Kivisto	35	3	3	6	6
Brock Shelgren	34	1	5	6	4
Andrew Conboy	21	3	2	5	76
Ben Warda	33	1	4	5	24
Matt Crandell	32	0	5	5	20
Jay Sprague	23	1	3	4	34
Joey Shean	21	2	1	3	10
Brett Perlini	26	2	1	3	4
Trevor Nill	34	1	2	3	6
Brandon Gentile	38	0	3	3	81
Adam Henderson	27	1	1	2	12
Ryan Turek	14	0	2	2	20
Dan Sturges	30	1	0	1	16
Nick Sucharski	6	0	1	1	6
Justin Johnston	29	0	1	1	10
Shaun Fulton	1	0	0	0	0
Jacob Schering	4	0	0	0	4
Mike Merrifield	6	0	0	0	2
Drew Palmisano	7	0	0	0	0
Jeff Lerg	32	0	0	0	0
Bench					4
MICHIGAN STATE	38	62	102	164	573
OPPONENTS	38	118	203	321	584

Goaltender	W-L-T	GAASv. Pct.
Jeff Lerg	9-20-3	2.94 .917
Drew Palmisano	1-3-2	3.33 .898

2009-10

Overall: 19-13-6 CCHA: 14-8-6 (2nd)

Oct. 5	WESTERN ONTARIO (Exh.)	W	5-2
Oct. 9	CLARKSON	W	6-1
Oct. 10	CLARKSON	W	4-3
Oct. 16	at Maine	W	5-3
Oct. 17	at Maine	L	3-5
Oct. 23	at 1 Miami	L	1-2
Oct. 24	at 1 Miami	W OT	3-2
Oct. 30	WESTERN MICHIGAN	W	2-1
Oct. 31	at Western Michigan	W	5-3
Nov. 5	10 NEBRASKA-OMAHA	W	3-0
Nov. 6	10 NEBRASKA-OMAHA	T OT	3-3
Nov. 13	at 6 Michigan	W	3-2
Nov. 14	6 MICHIGAN	W	2-0
Nov. 19	14 NOTRE DAME	T OT	1-1
Nov. 22	vs. 14 Notre Dame ^	L	1-4
Nov. 27	15 WISCONSIN (J)	L	3-7
Nov. 28	MINNESOTA (J)	L	1-2
Dec. 4	at Northern Michigan	W	1-0

Player	GP	G	A	P	PIM
Corey Tropp	37	20	22	42	50
Derek Grant	38	12	18	30	10
Jeff Petry	38	4	25	29	26
Andrew Rowe	38	17	11	28	38
Daultan Leveille	38	6	19	25	16
Dustin Gazley	38	9	12	21	28
Torey Krug	38	3	18	21	67
Nick Sucharski	37	9	10	19	47
Brett Perlini	20	7	5	12	10
Zach Josepher	35	5	7	12	30
Matt Crandell	38	1	11	12	14
Chris Forfar	38	6	4	10	28
Dean Chelios	35	4	6	10	25
Trevor Nill	26	2	7	9	12
Zach Golembiewski	29	2	4	6	23
Tim Buttery	20	1	5	6	6
Matt Grassi	32	1	4	5	45
Mike Merrifield	25	2	2	4	2
Anthony Hayes	29	2	2	4	20
Kevin Walrod	24	0	3	3	10
Brock Shelgren	27	0	3	3	12
Jay Sprague	4	2	0	2	4
Bench					13
MICHIGAN STATE	38	115	200	315	539
OPPONENTS	38	97	160	257	582

Goaltender	W-L-T	GAASv. Pct.
Drew Palmisano	15-10-5	2.44 .917
Bobby Jarosz	4-3-1	2.34 .919

2010-11

Overall: 15-19-4 CCHA: 11-15-2 (10th)

Oct. 8	WESTERN ONTARIO (Exh.)	L	3-5
Oct. 14	6/8 MAINE	T OT	2-2
Oct. 15	6/8 MAINE	W	3-2
Oct. 22	9 ALASKA	T OT	1-1
Oct. 23	9 ALASKA	W	4-1
Oct. 29	AL-HUNTSVILLE	T OT	4-4
Oct. 30	AL-HUNTSVILLE	W	2-1
Nov. 5	at Western Michigan	L	3-4
Nov. 6	at Western Michigan	L	1-3
Nov. 12	OHIO STATE	L OT	3-4
Nov. 13	OHIO STATE	W	4-0
Nov. 19	at 11 Notre Dame	L	2-6
Nov. 20	at 11 Notre Dame	L	2-4
Nov. 23	17/- FERRIS STATE	L	0-3
Nov. 26	at 15 Minnesota (J)	W	5-2
Nov. 27	at 16/- Wisconsin (J)	L	1-4
Dec. 3	at 20/- Ferris State	W	3-2
Dec. 4	20/- FERRIS STATE	L OT	0-1
Dec. 11	at 12 Michigan &	L	0-5
Dec. 29	vs. 20/- Colorado College +J	L	4-5
Dec. 30	vs. Michigan Tech +J	W	5-3

YEAR-BY-YEAR TEAM RESULTS

Jan. 7	7/8 MICHIGAN	W OT 4-3
Jan. 8	at 7/8 Michigan	L 0-4
Jan. 14	at Lake Superior	W 4-0
Jan. 15	at Lake Superior	T OT 2-2
Jan. 21	11/12 MIAMI	W 7-4
Jan. 22	11/12 MIAMI	L 0-4
Jan. 27	at Ferris State	L 1-2
Jan. 29	vs. 6 Michigan J	W 2-1
Feb. 4	at Ohio State	W 2-0
Feb. 5	at Ohio State	L 2-4
Feb. 11	NORTHERN MICHIGAN	L 2-4
Feb. 12	NORTHERN MICHIGAN	L 5-6
Feb. 18	at Alaska	L 1-4
Feb. 19	at Alaska	W 6-2
Feb. 25	BOWLING GREEN	W 2-1
Feb. 26	BOWLING GREEN	W 2-0
Mar. 4	at Alaska @	L OT 2-3
Mar. 5	at Alaska @	L 2OT 3-4

(J) - College Hockey Showcase

& - Big Chill at the Big House; Michigan Stadium

+ J - Great Lakes Invitational; Joe Louis Arena

J - Joe Louis Arena

@ - CCHA Tournament

Player	GP	G	A	P	PIM
Derek Grant	38	8	25	33	44
Brett Perlini	38	18	12	30	12
Torey Krug	38	11	17	28	59
Dustin Gazley	38	11	15	26	42
Daultan Leveille	34	8	10	18	18
Dean Chelios	36	8	6	14	20
Jake Chelios	36	8	6	14	34
Zach Golembiewski	27	2	10	12	4
Greg Wolfe	31	3	8	11	4
Matt Grassi	27	1	10	11	24
Mike Merrifield	29	4	4	8	20
Kevin Walrod	37	2	5	8	16
Brock Shelgren	38	4	3	7	26
Lee Reimer	29	2	5	7	8
Anthony Hayes	33	1	6	7	33
Chris Forfar	37	2	4	6	28
Zach Josepher	20	0	6	6	14
Matt Crandell	38	0	6	6	20
Tim Buttery	37	2	3	5	6
Trevor Nill	29	1	2	3	10
Joey Shean	22	1	1	2	16
Drew Palmisano	26	0	1	1	8
AJ Sturges	1				
Will Yanakeff	14				2
Bench					2

MICHIGAN STATE	38	98	165	263	470
OPPONENTS	38	107	181	288	516

Goaltender	W-L-T	GAA	SvPct.
Drew Palmisano	6-11-1	2.76	.910
Will Yanakeff	6-5-1	2.11	.927

TOM ANASTOS

2011-17

(six seasons)

78-122-24 (.402)



Tom Anastos was announced as the sixth head coach in program history on March 23, 2011, replacing Rick Comley, who retired following the 2010-11 season. An out-of-the-box hire by athletic director Mark Hollis - Anastos spent the previous 13 seasons as the commissioner of the Central Collegiate Hockey Association. Anastos guided his first

Spartan team to a berth in the NCAA Tournament in his first season. He coached two All-Americans in Torey Krug (2012) and Jake Hildebrand (2015).

2011-2012

NCAA Tournament

Overall: 19-16-4 CCHA: 14-11-3 (5th)

Oct. 3	WESTERN ONTARIO (Exh.)	W	6-1
Oct. 7	5/8 Boston College *	L	2-5

Oct. 8	Air Force Academy *	W OT 3-2
Oct. 14	at Lake Superior	L 4-5
Oct. 15	at Lake Superior	L 2-3
Oct. 20	OHIO ST.	W 3-0
Oct. 21	OHIO ST.	L 2-5
Oct. 28	ROBERT MORRIS	W 5-2
Oct. 29	ROBERT MORRIS	W 6-2
Nov. 11	at 5/6 Western Michigan	W 3-2
Nov. 12	at 5/6 Western Michigan	W 4-2
Nov. 18	at 20/ Northern Michigan	W 4-2
Nov. 19	at 20/ Northern Michigan	L 1-2
Nov. 25	2/3 MINNESOTA	W 4-3
Nov. 26	2/3 MINNESOTA	T OT 4-4
Dec. 2	BOWLING GREEN	W 5-1
Dec. 3	BOWLING GREEN	W 4-1
Dec. 9	at Michigan	L 3-4
Dec. 10	MICHIGAN	T OT 3-3
Dec. 29	vs Michigan Tech +J	W 3-1
Dec. 30	vs 20/ Michigan +J	L OT 2-3
Jan. 6	MIAMI	L OT 1-2
Jan. 7	MIAMI	L 0-4
Jan. 13	20 NORTHERN MICHIGAN	T OT 5-5
Jan. 14	20 NORTHERN MICHIGAN	W 2-1
Jan. 20	19 LAKE SUPERIOR	W 4-2
Jan. 21	19 LAKE SUPERIOR	T OT 2-2
Jan. 27	at 13 Ferris St.	L 1-2
Jan. 28	at 13 Ferris St.	L 3-4
Feb. 3	at 10 Ohio St.	W 6-3
Feb. 4	at 10 Ohio St.	W 3-2
Feb. 10	4/6 MICHIGAN	W 3-2
Feb. 11	vs 4/6 Michigan J	L OT 2-3
Feb. 17	ALASKA	W OT 3-2
Feb. 18	ALASKA	W 3-0
Feb. 24	at 18 Notre Dame	L 0-2
Feb. 25	at 18 Notre Dame	W 4-2
Mar. 9	at 11 Miami @	L 0-6
Mar. 10	at 11 Miami @	L 1-4
Mar. 23	vs Union !	L 1-3

* - Ice Breaker Tournament, Grand Forks, North Dakota

+J - Great Lakes Invitational; Joe Louis Arena

J - Joe Louis Arena

@ - CCHA Tournament

! - NCAA Tournament, East Regional, Bridgeport, Conn.

Player	GP	G	A	P	PIM
Torey Krug	38	12	22	34	51
Brett Perlini	39	9	22	31	22
Lee Reimer	39	9	21	30	29
Greg Wolfe	38	10	16	26	25
Matt Berry	37	11	8	19	29
Kevin Walrod	38	9	9	18	16
Mike Merrifield	31	11	6	17	4
Dean Chelios	34	8	7	15	25
Matt Crandell	39	3	12	15	30
Brent Darnell	36	6	7	13	14
Brock Shelgren	39	3	10	13	24
Chris Forfar	39	6	5	11	26
Anthony Hayes	39	2	9	11	39
Daultan Leveille	21	3	6	9	44
Jake Chelios	22	2	7	9	44
Tanner Sorenson	33	2	6	8	8
Trevor Nill	39	2	4	6	4
Tim Buttery	39	2	4	6	8
AJ Sturges	19	1	0	1	10
Will Yanakeff	23	0	1	0	2
Justin Hoomaian	5	0	0	0	6
Drew Palmisano	17	0	0	0	0
Matt Grassi	21	0	0	0	10

MICHIGAN STATE	39	111	182	293	443
OPPONENTS	39	103	173	276	457

Goaltender	W-L-T	GAA	SvPct.
Will Yanakeff	13-9-1	2.50	.922
Drew Palmisano	6-7-3	2.69	.918

2012-13

Overall: 14-25-3 CCHA: 9-18-1 (11th)

Oct. 8	WINDSOR (Exh.)	W	6-1
Oct. 12	at 1/2 Minnesota	L	1-5
Oct. 13	at 1/2 Minnesota	L	1-7
Oct. 19	NIAGARA	W	3-2
Oct. 20	NIAGARA	T OT	3-3

Oct. 26	at Lake Superior State	L	2-3
Oct. 27	at Lake Superior State	W	4-2
Nov. 2	BOWLING GREEN	L	0-1
Nov. 3	at Bowling Green	W	6-1
Nov. 9	at 12/11 Michigan	L	1-5
Nov. 10	12/11 MICHIGAN	W	7-2
Nov. 16	at 4 Miami	T OT	2-2
Nov. 17	at 4 Miami	L	0-2
Nov. 30	OHIO STATE	L	0-1
Dec. 1	OHIO STATE	L	1-3
Dec. 7	at 4/5 Notre Dame	L	2-3
Dec. 8	at 4/5 Notre Dame	L	1-5
Dec. 15	19/- FERRIS STATE	W	3-1
Dec. 29	vs. 7/8 Western Michigan J+	T OT	1-1
Dec. 30	vs. Michigan J+	L	2-5
Jan. 5	at Ferris State	L	0-3
Jan. 11	2/3 NOTRE DAME	L	0-1
Jan. 12	2/3 NOTRE DAME	W	4-1
Jan. 18	FERRIS STATE	L	1-2
Jan. 19	at Ferris State	L	2-5
Jan. 22	USNTPD U-18 (Exh.)	L	0-3
Jan. 25	PENN STATE	W	5-3
Jan. 26	PENN STATE	L	2-3
Feb. 1	at Michigan	L	2-3
Feb. 2	vs. Michigan J	L	2-5
Feb. 8	at Bowling Green	L	1-2
Feb. 9	BOWLING GREEN	W	3-1
Feb. 15	NORTHERN MICHIGAN	L	3-5
Feb. 16	NORTHERN MICHIGAN	W	4-2
Feb. 22	at Alaska	W	1-0
Feb. 23	at Alaska	L	2-4
Mar. 1	WESTERN MICHIGAN	L	2-5
Mar. 2	WESTERN MICHIGAN	W	1-0
Mar. 8	at Alaska @	W OT	2-1
Mar. 9	at Alaska @	L	1-4
Mar. 10	at Alaska @	W	4-3
Mar. 15	at 3 Miami @	W	3-0
Mar. 16	at 3 Miami @	L	1-4
Mar. 17	at 3 Miami @	L	1-4

+J - Great Lakes Invitational; Joe Louis Arena

J - Joe Louis Arena

@ - CCHA Tournament

Player	GP	G	A	P	PIM
Matt Berry	41	15	16	31	37
Tanner Sorenson	42	13	8	21	18
Matt DeBlouw	42	10	11	21	34
Greg Wolfe	42	9	12	21	14
Brent Darnell	40	10	10	20	33
Lee Reimer	36	4	13	17	29
Kevin Walrod	42	4	11	15	20
Chris Forfar	34	4	8	12	38
R.J. Boyd	42	2	9	11	20
Travis Walsh	42	0	11	11	18
Jake Chelios	42	5	5	10	79
Michael Ferrantino	42	3	7	10	4
John Draeger	42	1	9	10	22
Anthony Hayes	42	5	3	8	34
Ryan Keller	28	1	6	7	8
Matt Grassi	41	1	2	3	22
Justin Hoomaian	34	0	3	3	31
David Bondra	35	0	3	3	10
Jake Hildebrand	29	0	1	1	2
Rhett Holland	3	0	0	0	15
Will Yanakeff	15	0	0	0	0
Nickolas Gatt	41	0	0	0	12

MICHIGAN STATE	42	87	148	235	506
OPPONENTS	42	115	189	304	532

Goaltender	W-L-T	GAA	SvPct.
Jake Hildebrand	9-17-2	2.35	.928
Will Yanakeff	5-8-1	3.06	.904

2013-14

Overall: 11-18-7 B1G: 5-9-6 (5th)

Oct. 9	WESTERN ONTARIO (Exh.)	W	4-1
Oct. 18	at Massachusetts	L	1-3
Oct. 19	at Massachusetts	L	2-5
Oct. 25	18 UMASS-LOWELL	L	1-4
Oct. 26	13/14 BOSTON UNIVERSITY	W	3-1
Nov. 1	AMERICAN INT'L	W	5-4
Nov. 3	AMERICAN INT'L	W	4-0
Nov. 8	at Michigan Tech	L	0-3



YEAR-BY-YEAR TEAM RESULTS

Nov. 9	at Michigan Tech	L OT	2-3
Nov. 22	WESTERN MICHIGAN	L	0-2
Nov. 23	at Western Michigan	L	1-4
Nov. 29	PRINCETON	W	4-1
Dec. 1	PRINCETON	W	8-2
Dec. 6	1 MINNESOTA (SOW 1-0)	T OT	2-2
Dec. 7	1 MINNESOTA	L	2-3
Dec. 14	4 FERRIS STATE	L	0-2
Dec. 27	vs. Michigan Tech ! (SOL 1-2)	T OT	2-2
Dec. 28	vs. 3 Michigan !	W	3-0
Jan. 10	at Ohio State	L	3-5
Jan. 11	at Ohio State (SOW 3-2)	T OT	1-1
Jan. 17	PENN STATE	W	3-0
Jan. 18	PENN STATE	W	3-2
Jan. 23	vs. Michigan J	L	1-2
Jan. 24	MICHIGAN	L	2-5
Jan. 31	at Minnesota (SOW 2-1)	T OT	2-2
Feb. 1	at Minnesota	L	0-1
Feb. 7	OHIO STATE (SOL 1-2)	T OT	2-2
Feb. 8	OHIO STATE (SOL 0-1)	T OT	2-2
Feb. 14	at Penn State (SOW 1-0)	T OT	2-2
Feb. 15	at Penn State	W	2-1
Feb. 21	at 8 Wisconsin	L	2-5
Feb. 22	at 8 Wisconsin	L	0-2
Mar. 1	USNTDP U-18 (Exh.)	L OT	3-4
Mar. 7	at 11/12 Michigan	L	1-7
Mar. 8	11/12 MICHIGAN	W	4-3
Mar. 14	5 WISCONSIN	W OT	5-4
Mar. 15	5 WISCONSIN	L	3-4
Mar. 20	vs. Ohio State *	L OT	1-2

! - Great Lakes Invitational; Comerica Park; Detroit, Mich.
J - Joe Louis Arena; Detroit, Mich.

* - Big Ten Tournament; Xcel Energy Center; St. Paul, Minn.
SOW - Shootout win
SOL - Shootout loss

Player	GP	G	A	P	PIM
Greg Wolfe	36	13	18	31	16
Lee Reimer	35	9	13	22	10
Jake Chelios	36	2	19	21	38
Michael Ferrantino	36	9	11	20	10
Matt Berry	23	10	7	17	22
Dean Chelios	34	2	12	14	10
Villiam Haag	35	8	5	13	8
Mackenzie MacEachern	36	8	4	12	14
Joe Cox	36	6	6	12	12
Thomas Ebbing	36	2	7	9	25
Brent Darnell	31	2	6	8	14
John Draeger	24	0	8	8	16
RJ Boyd	34	1	6	7	18
Travis Walsh	33	0	7	7	14
Ryan Keller	23	2	3	5	8
Tanner Sorenson	17	2	2	4	6
Matt DeBlouw	23	0	4	4	17
Rhett Holland	31	0	4	4	49
Brock Krygier	35	0	3	3	16
David Bondra	5	1	0	1	2
Justin Hoomaian	11	1	0	1	0
JT Stenglein	15	1	0	1	12
Will Yanakeff	6	0	0	0	0
Nicholas Gatt	10	0	0	0	4
Chris Knudson	13	0	0	0	8
Jake Hildebrand	32	0	0	0	0

MICHIGAN STATE	36	79	145	224	363
OPPONENTS	36	93	165	258	386

Goaltender	W-L-T	GAA	SvPct.
Jake Hildebrand	9-15-7	2.44	.923
Will Yanakeff	2-3-0	2.77	.910

2014-15

Overall: 17-16-2 B1G: 11-7-2-2 (2nd)

Oct. 7	WINDSOR (Exh.)	T OT	2-2
Oct. 17	MASSACHUSETTS	W	5-3
Oct. 18	MASSACHUSETTS	L	3-4
Oct. 24	at 11/12 Boston University	L	0-1
Oct. 25	at 8/7 UMass-Lowell	L	1-2
Oct. 31	15/14 FERRIS STATE	L	0-1
Nov. 1	15/14 FERRIS STATE	W	4-1
Nov. 7	at New Hampshire	W	4-3
Nov. 8	at New Hampshire	L	2-5
Nov. 14	8 BOSTON COLLEGE	L	2-3
Nov. 20	at Ohio State	W	3-1

Nov. 21	at Ohio State	L	0-3
Nov. 28	at Princeton	L	1-3
Nov. 29	at Princeton	W	4-2
Dec. 5	3/6 MINNESOTA	L	0-5
Dec. 6	3/6 MINNESOTA (SOW 2-1)	T OT	3-3
Dec. 14	CLARKSON	W	6-4
Dec. 28	vs. Ferris State !	W	2-0
Dec. 29	vs. Michigan !	L	1-2
Jan. 9	USNTDP U-18 (Exh.)	W	4-1
Jan. 16	at Penn State (SOW 1-0)	T OT	2-2
Jan. 17	at Penn State	L	2-5
Jan. 23	OHIO STATE	W	4-1
Jan. 24	OHIO STATE	W	2-0
Jan. 30	vs 13 Michigan J	W	2-1
Feb. 7	14 Michigan %	L	1-4
Feb. 13	-/19 PENN STATE	W	3-0
Feb. 14	-/19 PENN STATE	W	3-2
Feb. 20	at Wisconsin	L	1-2
Feb. 21	at Wisconsin	W	3-0
Feb. 26	at 14/15 Minnesota	L	3-5
Feb. 27	at 14/15 Minnesota	W	4-2
Mar. 6	WISCONSIN	W	3-0
Mar. 7	WISCONSIN	W	3-0
Mar. 13	19 MICHIGAN	L	3-5
Mar. 14	at 19 Michigan	W	2-1
Mar. 20	Michigan *	L	1-4

J - Joe Louis Arena

% - Hockey City Classic; Soldier Field; Chicago, Ill.

* - Big Ten Tournament; Joe Louis Arena; Detroit, Mich.

SOW - Shootout win

SOL - Shootout loss

Player	GP	G	A	P	PIM
Matt Berry	29	12	17	29	22
Mackenzie MacEachern	35	11	15	26	10
Michael Ferrantino	35	12	11	23	14
Joe Cox	35	5	15	20	16
Ryan Keller	32	11	8	19	10
Brent Darnell	30	7	9	16	33
Travis Walsh	29	2	12	14	32
Matt DeBlouw	35	8	5	13	28
Thomas Ebbing	35	4	7	11	11
Villiam Haag	35	5	5	10	26
Ron Boyd	35	1	8	9	12
Josh Jacobs	35	0	9	9	26
JT Stenglein	23	2	2	4	10
John Draeger	28	1	3	4	6
Rhett Holland	35	1	3	4	18
Carson Gatt	29	0	3	3	8
Brock Krygier	23	0	3	3	2
Tanner Sorenson	12	1	1	2	0
David Bondra	15	0	1	1	4
Justin Hoomaian	12	0	0	0	15
Chris Knudson	4	0	0	0	0
Dylan Pavelek	20	0	0	0	2
Connor Wood	29	0	0	0	0

MICHIGAN STATE	35	83	137	220	313
OPPONENTS	35	80	132	212	323

Goaltender	W-L-T	GAA	SvPct.
Jake Hildebrand	17-16-2	2.18	.930

2015-16

Overall: 10-23-4 B1G: 6-12-2-1 (5th)

Oct. 4	WESTERN ONTARIO (Exh.)	W	2-1
Oct. 9	vs. Maine %	T OT	3-3
Oct. 10	vs. Lake Superior State %	W	4-1
Oct. 16	at 5/8 Denver	L	2-4
Oct. 17	at 5/8 Denver	L	0-3
Oct. 22	LAKE SUPERIOR STATE	L	2-4
Oct. 23	LAKE SUPERIOR STATE	W	2-0
Nov. 6	NEW HAMPSHIRE	W	5-0
Nov. 7	NEW HAMPSHIRE	W	7-4
Nov. 13	at 2 Boston College	L	4-6
Nov. 21	19/- MICHIGAN TECH	L OT	4-5
Nov. 22	19/- MICHIGAN TECH	T	4-4
Nov. 27	5 NORTH DAKOTA	L	1-3
Nov. 29	5 NORTH DAKOTA	L	1-4
Dec. 4	at 19/- Penn State	L	2-4
Dec. 5	at 19/- Penn State	L	1-6
Dec. 11	WISCONSIN	W	4-3
Dec. 12	WISCONSIN	L	0-3

Dec. 19	at Northeastern	L	1-2
Dec. 29	vs. Michigan Tech !	L OT	2-3
Dec. 30	vs. Northern Michigan !	L OT	1-2
Jan. 8	8 MICHIGAN	L	2-9
Jan. 9	at 8 Michigan	L	3-6
Jan. 15	at Minnesota	L	2-5
Jan. 16	at Minnesota	L	1-3
Jan. 23	USNTDP U-18 (Exh.)	W OT	3-2
Jan. 29	at Ohio State	W	4-2
Jan. 30	at Ohio State	L	1-2
Feb. 5	vs. 5 Michigan J	W OT	3-2
Feb. 6	5 MICHIGAN	L	1-4
Feb. 12	16 PENN STATE	L	1-6
Feb. 13	16 PENN STATE (SOL 0-1)	T OT	2-2
Feb. 19	at Wisconsin	W	4-3
Feb. 20	at Wisconsin	W	3-1
Mar. 4	17 MINNESOTA	L	2-4
Mar. 5	17 MINNESOTA	W	5-0
Mar. 11	OHIO STATE	L OT	5-6
Mar. 12	OHIO STATE (SOW 1-0)	T OT	1-1
Mar. 17	Ohio State *	L OT	3-4

% - IceBreaker; Cross Insurance Arena; Portland, Maine

! - Great Lakes Invitational; Joe Louis Arena; Detroit, Mich.

J - Joe Louis Arena

* - Big Ten Tournament; Xcel Energy Center; St. Paul, Minn.

SOW - Shootout win | SOL - Shootout loss

Player	GP	G	A	P	PIM
Mackenzie MacEachern	37	14	16	30	20
Michael Ferrantino	35	10	16	26	24
Joe Cox	37	11	12	23	18
JT Stenglein	34	8	14	22	35
Mason Appleton	37	5	17	22	32
Zach Osburn	37	6	13	19	12
Thomas Ebbing	37	5	14	19	12
Matt DeBlouw	28	9	8	17	24
Travis Walsh	37	1	15	16	26
Villiam Haag	31	7	8	15	21
Brennan Sanford	35	4	4	9	24
Ryan Keller	28	4	4	8	18
John Draeger	37	1	7	8	12
Cody Milan	29	2	5	7	10
Carson Gatt	37	0	7	7	18
Connor Wood	29	1	4	5	2
Dylan Pavelek	17	3	0	3	4
Rhett Holland	37	0	3	3	55
Justin Hoomaian	37	1	1	2	10
Jake Hildebrand	37	0	1	1	0
David Bondra	13	0	0	0	2
Chris Knudson	17	0	0	0	2

MICHIGAN STATE	37	93	169	262	385
OPPONENTS	37	124	206	330	432

Goaltender	W-L-T	GAA	SvPct.
Jake Hildebrand	10-22-3	3.12	.904
Ed Minney	0-1-1	3.34	.899
Nate Phillips	0-0-0	0.00	1.000

2016-17

Overall: 7-24-4 B1G: 3-14-3-1 (6th)

Oct. 2	UNIV. OF TORONTO (Exhib.)	T OT	2-2
Oct. 14	at Lake Superior State	L	1-6
Oct. 15	at Lake Superior State	L	3-7
Oct. 21	6/6 DENVER	L	1-2
Oct. 22	6/6 DENVER	L	1-3
Oct. 28	PRINCETON	W	6-2
Nov. 4	MICHIGAN TECH	W OT	3-2
Nov. 5	MICHIGAN TECH	L	1-5
Nov. 10	FERRIS STATE	L	1-4
Nov. 12	at Ferris State	W	4-3
Nov. 25	at 5/5 North Dakota	W	4-3
Nov. 26	at 5/5 North Dakota	T OT	2-2
Dec. 4	USNTDP U-18 Team (Exhib.)	W	5-1
Dec. 9	11/11 MINNESOTA	L	2-4
Dec. 10	11/11 MINNESOTA	L	2-4
Dec. 18	NORTHEASTERN	L	2-6
Dec. 29	16/- Western Michigan !	L	1-4
Dec. 30	Michigan !	L OT	4-5
Jan. 6	at Wisconsin	L	1-5
Jan. 7	at Wisconsin	L	1-5
Jan. 13	at 4/4 Penn State	L	2-5
Jan. 14	at 4/4 Penn State	L	3-5



YEAR-BY-YEAR TEAM RESULTS

Jan. 20	at Michigan	W	3-0
Jan. 21	MICHIGAN (SOL 0-1)	T OT	2-2
Feb. 3	18/- WISCONSIN	L	3-6
Feb. 4	18/- WISCONSIN	L OT	3-4
Feb. 10	Michigan J (SOL 1-2)	T OT	4-4
Feb. 11	at Michigan	W	4-1
Feb. 17	14/14 OHIO STATE	L	2-3
Feb. 18	14/14 OHIO STATE	L	3-4
Feb. 24	11/11 PENN STATE	L	2-4
Feb. 25	11/11 PENN STATE	L	1-4
Mar. 3	at 13/13 Ohio State	W	5-4
Mar. 4	at 13/13 Ohio State	L	3-5
Mar. 10	at 5/5 Minnesota	L	0-4
Mar. 11	at 5/5 Minnesota (SOW 2-1)	T OT	1-1
Mar. 16	Ohio State *	L	3-6

! - Great Lakes Invitational; Joe Louis Arena; Detroit, Mich.

J - Joe Louis Arena

* - Big Ten Tournament; Joe Louis Arena; Detroit, Mich.

SOW - Shootout win | SOL - Shootout loss

Player	GP	G	A	P	PIM
Mason Appleton	35	12	19	31	37
Taro Hirose	34	6	18	24	23
Sam Saliba	35	10	8	18	14
Patrick Khodorenko	35	7	11	18	20
Thomas Ebbling	35	3	13	16	6
William Haag	35	7	8	15	20
Joe Cox	35	6	8	14	28
Logan Lambdin	34	6	6	12	14
Zach Osburn	35	4	8	12	22
Carson Gatt	31	3	9	12	22
Jerad Rosburg	33	3	8	11	24
Brennan Sanford	35	3	7	10	32
Rhett Holland	33	3	5	8	57
Cody Milan	24	1	4	5	10
Dylan Pavelek	22	2	2	4	2
Connor Wood	33	2	2	4	4
JT Stenglein	15	3	0	3	24
Damian Chrcsek	16	1	2	3	12
Mitch Eliot	35	0	3	3	34
Chris Knudson	9	2	0	2	2
Butrus Ghafari	21	0	1	1	16
Anthony Scarsella	9	0	0	0	6
Justin Selep	1	0	0	0	0

MICHIGAN STATE	35	84	142	226	441
OPPONENTS	35	134	225	359	465

Goaltender	W-L-T	GAA SvPct.
Ed Minney	5-14-3	3.62 .883
John Lethemon	2-10-1	3.58 .873

DANTON COLE

2017-current
(three seasons)
39-60-9 (.403)



Danton Cole, a Lansing native and key member of some of the most successful Spartan hockey teams in program history, was named head coach on April 11, 2017. Cole came to MSU from the U.S. National Team Development Program, where he served for seven years. Cole helped six players earn All-Big Ten honors in his second season, which

included Taro Hirose being named the Big Ten Player of the Year, along with being a first team All-American and Hobey Baker Award finalist.

2017-18

Overall: 12-22-2		B1G: 6-16-2-1 (7th)	
Oct. 7	UNIV. OF TORONTO (Exhib.)	W	3-0
Oct. 13	at Bowling Green	L	1-4
Oct. 14	BOWLING GREEN	W	3-2
Oct. 20	WESTERN MICHIGAN	W	6-4
Oct. 21	at Western Michigan	L	1-3
Oct. 27	LAKE SUPERIOR STATE	W	4-3
Oct. 28	LAKE SUPERIOR STATE	W	6-0
Nov. 3	at 5/4 Minnesota	L	1-3

Nov. 4	at 5/4 Minnesota	L	0-4
Nov. 10	7/10 WISCONSIN	L	3-6
Nov. 11	7/10 WISCONSIN	W	2-0
Nov. 17	FERRIS STATE	W OT	3-2
Nov. 18	at Ferris State	W	3-1
Nov. 24	at Penn State	L	2-7
Nov. 25	at Penn State (SOW 2-1)	T OT	2-2
Dec. 1	4/3 NOTRE DAME	L	1-3
Dec. 2	4/3 NOTRE DAME	L	0-2
Dec. 7	at Michigan	L	0-4
Dec. 8	MICHIGAN	W	5-0
Dec. 16	at UNSTDP U-18 Team (Exhib.)	W	3-0
Jan. 1	Michigan Tech!	L	2-5
Jan. 2	Michigan!	L	4-6
Jan. 5	8/8 OHIO STATE	L	1-4
Jan. 6	8/8 OHIO STATE	L	3-5
Jan. 12	at 18/- Wisconsin	W	2-0
Jan. 13	at 18/- Wisconsin	L	2-5
Jan. 18	13/13 MINNESOTA	L	4-5
Jan. 20	13/13 Minnesota %	L	1-2
Feb. 2	at 5/6 Ohio State	L	2-4
Feb. 3	at 5/6 Ohio State	W	6-3
Feb. 9	19/- MICHIGAN (SOL 1-0)	T OT	1-1
Feb. 10	19/- Michigan #	L	2-3
Feb. 16	16/- PENN STATE	W	4-2
Feb. 17	16/- PENN STATE	L	2-3
Feb. 23	at 5/3 Notre Dame	L	3-6
Feb. 24	at 5/3 Notre Dame	W	4-3
Mar. 2	at 6/6 Ohio State ^	L	2-6
Mar. 3	at 6/6 Ohio State ^	L OT	3-4

! - Great Lakes Invitational; Little Caesars Arena; Detroit, Mich.

% - Madison Square Garden; New York, N.Y.

- Little Caesars Arena; Detroit, Mich.

^ - Big Ten Tournament Quarterfinals; Columbus, Ohio

SOW - Shootout win | SOL - Shootout loss

Player	GP	G	A	P	PIM
Taro Hirose	36	12	30	42	4
Mitchell Lewandowski	36	19	15	34	50
Patrick Khodorenko	36	13	19	32	35
Cody Milan	33	6	15	21	12
Carson Gatt	36	4	15	19	18
Jerad Rosburg	36	1	10	11	54
Logan Lambdin	35	5	5	10	20
David Keefer	34	3	7	10	12
Tommy Miller	36	0	10	10	0
Sam Saliba	36	6	3	9	14
Zach Osburn	34	4	5	9	33
Brennan Sanford	32	5	3	8	28
Mitch Eliot	26	2	3	5	16
Jake Smith	31	2	3	5	14
Tommy Apap	30	2	2	4	6
Brody Stevens	22	2	2	4	12
Butrus Ghafari	29	2	1	3	18
Gianluca Esteves	35	0	3	3	2
Austin Kamer	29	1	1	2	0
Dylan Pavelek	7	0	2	2	0
Damian Chrcsek	11	1	0	1	2
Anthony Scarsella	9	1	0	1	0

MICHIGAN STATE	36	91	154	245	356
OPPONENTS	36	117	186	303	362

Goaltender	W-L-T	GAA SvPct.
John Lethemon	12-19-2	2.88 .903
Ed Minney	0-3-0	4.43 .867

2018-19

Overall: 12-19-5 B1G: 8-12-4-2 (7th)

Oct. 7	UNIV. OF WINDSOR (Exhib.)	W	3-1
Oct. 12	NORTHERN MICHIGAN	W	4-2
Oct. 13	NORTHERN MICHIGAN	L	3-4
Oct. 26	at 8/8 Cornell	W	5-2
Oct. 27	at 8/8 Cornell	W	4-3
Nov. 2	FERRIS STATE	W	5-3
Nov. 3	at Ferris State	L	1-4
Nov. 9	at Arizona State	L	4-5
Nov. 10	at Arizona State	L	0-2
Nov. 16	8/8 NOTRE DAME	L	1-3
Nov. 17	8/8 NOTRE DAME	L	1-2
Nov. 23	at Minnesota	L	2-7
Nov. 24	at Minnesota	W	4-2

Nov. 30	14/14 MICHIGAN	W	4-3
Dec. 1	at 14/14 Michigan (SOW 1-0)	T OT	1-1
Dec. 7	at Wisconsin	L	3-5
Dec. 8	at Wisconsin	L	0-3
Dec. 15	UNSTDP U-18 Team (Exhib.)	W	1-0
Dec. 30	Lake Superior State!	L OT	3-4
Dec. 31	Michigan!	T OT	2-2
Jan. 4	7/4 OHIO STATE (3X3 W)	T OT	7-7
Jan. 5	7/4 OHIO STATE	L	0-6
Jan. 11	at 11/9 Penn State	L	2-4
Jan. 12	at 11/9 Penn State	W	6-4
Jan. 19	MINNESOTA	W	5-3
Jan. 20	MINNESOTA	W	5-3
Jan. 25	at 11/12 Notre Dame	L	3-6
Jan. 26	at 11/12 Notre Dame (SOL 1-0)	T OT	1-1
Feb. 1	WISCONSIN	W	4-1
Feb. 2	WISCONSIN (SOL 1-0)	T OT	2-2
Feb. 8	at Michigan	L	3-5
Feb. 9	Michigan #	L	2-5
Feb. 15	17 PENN STATE	W	5-3
Feb. 16	17 PENN STATE	L	3-5
Mar. 1	at 7/7 Ohio State	L	1-5
Mar. 2	at 7/7 Ohio State	W	3-2
Mar. 8	at 16/15 Notre Dame ^	L	0-1
Mar. 9	at 16/15 Notre Dame ^	L	0-2

! - Great Lakes Invitational; Little Caesars Arena; Detroit, Mich.

- Little Caesars Arena; Detroit, Mich.

^ - Big Ten Tournament Quarterfinals; Notre Dame, Ind.

SOW - Shootout win | SOL - Shootout loss | 3X3 - 3-on-3 OT

Player	GP	G	A	P	PIM
Taro Hirose	36	15	35	50	12
Patrick Khodorenko	36	18	19	37	30
Mitchell Lewandowski	36	16	18	34	26
Dennis Cesana	36	3	21	24	14
Cody Milan	36	7	13	20	18
Jerad Rosburg	36	4	12	16	33
Zach Osburn	36	3	11	14	28
Logan Lambdin	36	4	8	12	27
Sam Saliba	36	4	6	10	12
Brennan Sanford	36	4	5	9	42
Brody Stevens	33	5	1	6	22
Tommy Apap	36	3	3	6	42
Adam Goodsir	34	3	3	6	20
Cole Krygier	26	1	4	5	16
Wojciech Stachowiak	27	4	0	4	4
Tommy Miller	36	2	2	4	18
Austin Kamer	22	2	1	3	4
Christian Krygier	33	0	2	2	24
David Keefer	14	1	0	1	2
John Lethemon	20	0	1	1	0
Jake Smith	12	0	1	1	0
Damian Chrcsek	6	0	0	0	0
Gianluca Esteves	3	0	0	0	0
Butrus Ghafari	28	0	0	0	20
Mitchell Mattson	14	0	0	0	2

MICHIGAN STATE	36	99	166	265	420
OPPONENTS	36	122	202	324	376

Goaltender	W-L-T	GAA SvPct.
Drew DeRidder	3-8-5	3.23 .906
John Lethemon	9-11-0	3.24 .605

YEAR-BY-YEAR TEAM RESULTS

2019-20

Overall: 15-19-2 B1G: 11-11-2 (6th)

Oct. 7	WESTERN ONTARIO (Exhib.)	W	6-1
Oct. 11	at Northern Michigan	W	5-3
Oct. 12	at Northern Michigan	L	0-2
Oct. 18	USNTDP U-18 Team (Exhib.)	W	2-1
Oct. 25	at Colorado College	L	1-3
Oct. 26	at Colorado College	W	5-1
Nov. 1	4/5 CORNELL	L	2-3
Nov. 2	4/5 CORNELL	L	2-6
Nov. 8	at 6/6 Penn State	W	2-0
Nov. 9	at 6/6 Penn State	L	4-6
Nov. 14	at Michigan	W	4-3
Nov. 16	MICHIGAN	W	3-0
Nov. 22	3/3 NOTRE DAME (SOL 1-0)	TOT	1-1
Nov. 23	3/3 NOTRE DAME	W	3-2
Nov. 30	at 11/11 Ohio State	L	1-3
Dec. 1	at 11/11 Ohio State	L	0-2
Dec. 6	19/- WISCONSIN	W	3-0
Dec. 7	19/- WISCONSIN	W OT	5-4
Dec. 14	#15/16 ARIZONA STATE	L	3-4
Dec. 15	#15/16 ARIZONA STATE	W OT	1-0
Dec. 30	Michigan Tech !	L	2-4
Dec. 31	Ferris State !	W	5-2
Jan. 10	MINNESOTA	W	4-1
Jan. 11	MINNESOTA	L	0-2
Jan. 17	at Wisconsin	W	4-0
Jan. 18	at Wisconsin	L	1-3
Jan. 24	9/9 PENN STATE	W	4-2
Jan. 25	9/9 PENN STATE	L OT	1-2
Feb. 7	at Minnesota	L	1-4
Feb. 8	at Minnesota	W	4-2
Feb. 14	MICHIGAN	L	1-5
Feb. 17	Michigan #	L	1-4
Feb. 21	12/12 OHIO STATE	L	0-1
Feb. 22	12/12 OHIO STATE	L	2-4
Feb. 28	at Notre Dame	W	3-1
Feb. 29	at Notre Dame (SOL 1-0)	TOT	2-2
Mar. 6	at Michigan ^	L	0-3
Mar. 7	at Michigan ^	L	0-3

! - Great Lakes Invitational; Little Caesars Arena; Detroit, Mich.
- Little Caesars Arena; Detroit, Mich.
^ - Big Ten Tournament Quarterfinals; Ann Arbor
SOL- Shootout loss

Player	GP	G	A	P	PIM
Patrick Khodorenko	36	16	17	33	18
Dennis Cesana	36	7	15	22	28
Mitchell Lewandowski	36	8	12	20	28
Sam Saliba	36	10	7	17	8
Logan Lambdin	35	7	10	17	22
Jerad Rosburg	36	4	13	17	22
Tommy Apap	36	7	5	12	8
Tommy Miller	36	2	7	9	4
Nico Muller	36	3	5	8	10
Josh Nodler	36	3	5	8	2
Brody Stevens	36	3	5	8	30
Gianluca Esteves	35	2	6	8	2
Jagger Joshua	36	2	5	7	35
Cole Krygier	36	3	3	6	20
Butrus Ghafari	36	2	3	5	24
Adam Goodsir	36	0	4	4	16
Christian Krygier	35	0	3	3	50
Austin Kamer	34	1	1	2	2
Mitchell Mattson	22	0	1	1	4
Wojciech Stachowiak	13	0	1	1	0
Anthony Scarsella	1	0	0	0	0
Jake Smith	5	0	0	0	0

MICHIGAN STATE	36	80	128	208	343
OPPONENTS	36	88	140	228	281

Goaltender	W-L-T	GAA	SvPct.
John Lethemon	15-15-2	2.13	.935
Drew DeRidder	0-4-0	2.80	.901
Spencer Wright	0-0-0	0.00	.000





ALL-TIME RECORDS VS. OPPONENTS

AIR FORCE ACADEMY

Won 6, Lost 0, Tied 0

Home 2-0-0

Road 2-0-0

Neutral 2-0-0

12-28-72 W, 4-1 N1

1-19-73 W, 10-1 H

1-20-73 W, 11-5 H

12-7-73 W, 7-3 H

12-8-73 W, 6-4 H

10-8-11 W, 3-2 N2 OT

N1 - IMA Tournament, Flint, Mich.

N2 - Ice Breaker Tournament, Grand

Forks, North Dakota

ALABAMA-HUNTSVILLE

Won 2, Lost 0, Tied 1

Home 2-0-1

Road 0-0-0

Neutral 0-0-0

12-11-99 W, 5-0 H

10-29-10 T, 4-4 H OT

10-30-10 W, 2-1 H

ALASKA ANCHORAGE

Won 2, Lost 0, Tied 0

Home 0-0-0

Road 2-0-0

Neutral 0-0-0

12-18-87 W, 5-2 A1

10-13-00 W, 5-4 A1

A1 - Johnson Nissan Classic

ALASKA

Won 44, Lost 17, Tied 3

Home 26-5-1

Road 18-11-2

Neutral 0-1-0

1-8-85 W, 13-3 H

1-15-93 L, 5-6 H

1-16-93 W, 3-1 H

1-18-94 W, 5-1 H

1-19-94 L, 3-6 H

1-4-96 W, 4-3 H

1-5-96 W, 3-2 H

1-6-96 W, 4-2 H

1-18-96 L, 2-5 H

1-19-96 W, 5-3 H

1-14-97 W, 3-1 H

1-2-98 L, 4-6 H

1-3-98 W, 6-2 H

1-16-98 W, 6-1 H

1-1-99 W, 4-1 H

1-2-99 W, 3-1 H

1-3-99 W, 5-0 H

1-15-99 W, 5-1 H

1-16-99 W, 3-0 H

2-18-00 W, 3-1 H

2-19-00 W, 5-2 H

2-9-01 W, 4-1 H

2-10-01 W, 3-0 H

3-9-01 W, 5-2 H1

3-10-01 W, 3-2 H1 OT

11-30-01 L, 1-2 H

12-1-01 W, 5-1 H

1-10-03 W, 5-2 H

1-11-03 W, 6-2 H

3-14-03 W, 11-1 H1

3-15-03 W, 3-1 H1

2-13-04 L, 4-5 OT

2-14-04 W, 3-2 H

2-11-05 L, 5-6 OT

2-12-05 L, 0-1 OT

3-19-05 L, 2-3 N1

12-9-05 T, 4-4 OT

12-10-05 W, 3-0 H

1-13-06 W, 4-0 H

1-14-06 W, 2-1 H

3-10-06 L, 1-2 H1

3-11-06 W, 6-1 H1

3-12-06 W, 7-4 H1

1-12-07 W, 3-2 H OT

1-13-07 W, 4-3 H

11-1-07 W, 3-1 H

11-3-07 W, 3-1 H

1-2-09 W, 2-1 H

1-3-09 L, 1-3 H

2-5-10 L, 0-2 H

2-6-10 T, 1-1 # H

10-22-10 T, 1-1 # H

10-23-10 W, 4-1 H

2-18-11 L, 1-4 H

2-19-11 W, 6-2 H

3-4-11 L, 2-3 A1 OT

3-5-11 L, 3-4 A1 2OT

2-17-12 W, 3-2 H OT

2-18-12 W, 3-0 H

2-22-13 W, 1-0 H

2-23-13 L, 2-4 H

3-8-13 W, 2-1 A1 OT

3-9-13 L, 1-4 A1

3-10-13 W, 4-3 A1

A1 - CCHA Tournament; Fairbanks,

Alaska

N1 - CCHA Tournament; Detroit, Mich.

H1 - CCHA Tournament; East Lansing,

Mich.

- Shootout loss

ALBERTA

Won 1, Lost 0, Tied 0

Home 0-0-0

Road 0-0-0

Neutral 1-0-0

12-20-89 W, 7-4 N1 Exh

N1 - Great Western Freezeout, Inglewood,

Calif.

AMERICAN INTERNATIONAL

Won 2, Lost 0, Tied 0

Home 2-0-0

Road 0-0-0

Neutral 0-0-0

11-1-13 W, 5-4 H

11-3-13 W, 4-0 H

ARIZONA STATE

Won 1, Lost 3, Tied 0

Home 1-1-0

Road 0-2-0

Neutral 0-0-0

11-9-18 L, 4-5 H

11-10-18 L, 0-2 H

12-14-19 L, 3-4 H

12-15-19 W, 1-0 H OT

BATTLE CREEK - CIVIC CLUB

Won 1, Lost 1, Tied 0

Home 1-0-0

Road 0-1-0

Neutral 0-0-0

1-12-29 L, 0-1 H

2-5-29 W, 4-1 H

BATTLE CREEK - FISHER BODY

Won 0, Lost 1, Tied 0

Home 0-1-0

Road 0-0-0

Neutral 0-0-0

2-10-26 L, 4-5 H

BATTLE CREEK - INDEPENDENTS

Won 2, Lost 0, Tied 0

Home 2-0-0

Road 0-0-0

Neutral 0-0-0

1-25-28 W, 1-0 H

1-28-28 W, 1-0 H

BATTLE CREEK -

RALPH'S SPORT SHOP

Won 0, Lost 1, Tied 1

Home 0-1-1

Road 0-0-0

Neutral 0-0-0

2-26-29 T, 0-0 H 2OT

2-1-30 L, 1-2 H

BOSTON COLLEGE

Won 16, Lost 9, Tied 1

Home 7-4-0

Road 2-2-1

Neutral 7-3-0

12-28-58 W, 6-0 N2

3-13-59 W, 4-3 N1

12-16-66 W, 5-3 N2

12-27-73 W, 12-5 N3

1-5-80 L, 3-5 H

3-17-84 W, 6-2 H1

3-18-84 W, 7-6 H1

3-22-86 W, 6-4 H1

3-23-86 W, 4-2 H1

3-24-89 L, 3-6 H1

3-25-89 W, 7-2 H1

3-26-89 W, 5-4 H1 OT

11-17-89 W, 5-3 H

11-16-90 W, 4-2 H

11-17-90 L, 4-5 H

12-21-90 W, 3-2 N4

11-1-91 T, 2-2 OT

10-13-95 W, 5-2 N4

10-25-96 L, 3-4 H

3-24-00 L, 5-6 N5 OT

12-29-00 W, 4-1 N6

12-28-03 L, 3-4 N6

4-9-07 W, 3-1 N7

10-7-11 L, 2-5 N8

11-14-14 L, 2-3 H

11-13-15 L, 4-6 H

H1 - NCAA Regional, East Lansing, Mich.

N1 - NCAA Tournament; Troy, N.Y.

N2 - Boston Invitational; Boston, Mass.

N3 - Great Lakes Invitational; Detroit

Olympia

N4 - Great Western Freezeout, Inglewood,

Calif.

N5 - NCAA West Regional, Minneapolis,

Minn.

N6 - Great Lakes Invitational; Joe

Louis Arena

N7 - NCAA Frozen Four Championship;

St. Louis, Mo.

N8 - Ice Breaker Tournament, Grand

Forks, North Dakota

BOSTON UNIVERSITY

Won 9, Lost 9, Tied 0

Home 4-4-0

Road 1-3-0

Neutral 4-2-0

12-30-58 W, 3-2 N1

3-18-66 W, 2-1 N2

3-17-67 L, 2-4 N3

12-29-77 L, 5-7 H

12-30-77 L, 3-6 H

11-18-88 W, 6-4 H

11-19-88 W, 9-3 H

11-18-89 L, 4-6 H

3-23-90 W, 6-3 H1

3-24-90 L, 3-5 H1

3-25-90 L, 3-5 H1

3-26-92 W, 4-2 N4

10-10-97 W, 3-1 N5

12-28-02 L, 1-6 N6

3-23-07 W, 5-1 N7

10-11-09 L, 1-2 N8

10-26-13 W, 3-1 H

10-24-14 L, 0-1 H

H1 - NCAA Quarterfinals; East Lansing

N1 - Boston Invitational; Boston, Mass.

N2 - NCAA Frozen Four; Minneapolis, Minn.

N3 - NCAA Frozen Four; Syracuse, N.Y.

N4 - NCAA West Regional; Providence, R.I.

N5 - Ice Breaker Invitational; Milwaukee, Wis.

N6 - GLJ; Joe Louis Arena

N7 - NCAA Midwest Regional; Grand Rapids, Mich.

N8 - Ice Breaker Invitational; Boston, Mass.

BOWLING GREEN

Won 74, Lost 32, Tied 9

Home 42-11-3

Road 25-19-6

Neutral 7-2-0

1-2-71 W, 7-2 H

1-3-71 W, 6-2 H

11-12-71 W, 5-2 H

11-13-71 W, 8-3 H

12-7-74 L, 4-7 H

12-8-74 W, 4-3 H

10-30-81 W, 4-3 H

10-31-81 W, 4-0 H

12-4-81 W, 6-5 H

12-5-81 L, 3-4 H

1-7-83 L, 4-6 H

1-8-83 L, 2-4 H

3-12-83 W, 4-3 N1 OT

11-4-83 L, 4-7 H

11-5-83 L, 3-5 H

3-23-84 L, 1-2 N2

11-23-84 W, 4-1 H

11-24-84 L, 3-4 H

12-28-84 W, 3-1 N3

2-8-85 W, 15-1 H

2-9-85 W, 3-1 H

11-22-85 W, 4-3 H OT

11-23-85 L, 5-6 OT

2-7-86 W, 7-4 H

2-8-86 W, 6-4 H

11-28-86 W, 5-4 OT

11-30-86 W, 5-1 H

2-6-87 W, 6-3 H

2-7-87 T, 3-3 OT

3-7-87 W, 4-3 N1 OT

11-27-87 W, 6-3 H

11-29-87 W, 7-3 H

2-12-88 L, 4-5 H

2-13-88 L, 5-6 H

3-11-88 L, 4-6 N1

11-11-88 W, 12-1 H

11-12-88 W, 6-2 H

1-20-89 W, 8-5 H

1-21-89 L, 2-5 H

3-10-89 W, 3-2 N1

11-10-89 W, 11-3 H

11-11-89 W, 5-4 OT

1-19-90 W

ALL-TIME RECORDS VS. OPPONENTS

11-22-97.....W, 5-2	
12-6-97.....W, 4-2.....H	
12-7-97.....L, 0-1.....H	
10-23-98.....W, 7-1	
1-9-99.....W, 3-1.....H	
1-15-99.....T, 2-2.....OT	
11-12-99.....W, 3-1.....H	
11-13-99.....W, 5-2.....H	
12-1-00.....T, 3-3.....OT	
12-2-00.....W, 3-1	
3-16-01.....W, 2-1.....N1	
11-1-01.....W, 6-3.....H	
11-2-01.....W, 4-0.....H	
3-8-02.....W, 4-3.....H1 OT	
3-9-02.....W, 4-2.....H1	
11-22-02.....L, 2-3.....OT	
2-8-03.....W, 6-3	
1-16-04.....W, 1-0	
1-17-04.....L, 2-3	
12-3-04.....L, 1-2.....H	
12-4-04.....W, 6-4	
2-25-05.....L, 1-2	
2-26-05.....W, 6-3.....H	
12-2-05.....W, 3-0.....H	
12-3-05.....L, 2-4	
2-23-07.....W, 5-3	
2-24-07.....L, 1-2.....H	
2-29-08.....W, 6-3.....H	
3-1-08.....W, 4-0	
2-20-09.....W, 2-2.....H	
2-21-09.....L, 0-4	
12-11-09.....W, 3-2.....OT	
12-12-09.....W, 4-1.....H	
2-26-10.....W, 5-2.....H	
2-27-10.....T, 2-2 %	
2-25-11.....W, 2-1.....H	
2-26-11.....W, 2-0.....H	
12-2-11.....W, 5-1.....H	
12-3-11.....W, 4-1.....H	
11-2-12.....L, 0-1.....H	
11-3-12.....W, 6-1	
2-8-13.....L, 1-2	
2-9-13.....W, 3-1.....H	
10-13-17.....L, 1-4	
10-14-17.....W, 3-2.....H	
<i>H1 - CCHA Tournament; East Lansing</i>	
<i>N1 - CCHA Tournament; Joe Louis Arena</i>	
<i>N2 - NCAA Frozen Four; Lake Placid, N.Y.</i>	
<i>N3 - Great Lakes Invitational; Joe Louis Arena</i>	
% - shootout win	

BRITISH COLUMBIA

Won 1, Lost 0	
Home.....0-0-0	
Road.....0-0-0	
Neutral.....1-0-0	
12-20-92.....W, 7-1.....N1	
<i>N1 - Jeep/Nissan Classic; Anchorage, Alaska</i>	

BROWN

Won 2, Lost 1, Tied 0	
Home.....0-0-0	
Road.....0-1-0	
Neutral.....2-0-0	
1-1-59.....W, 11-3.....N1	
1-1-65.....L, 2-6.....A1	
12-19-72.....W, 8-3.....N2	
<i>A1 - Brown Tournament; Providence, R.I.</i>	
<i>N1 - RPI Tournament; Troy, N.Y.</i>	
<i>N2 - Cleveland Holiday Tournament, Cleveland, Ohio</i>	

CLARKSON

Won 7, Lost 7, Tied 1	
Home.....3-0-0	
Road.....3-7-1	
Neutral.....1-0-0	
11-28-53.....W, 9-1	
11-27-54.....L, 5-10	
11-25-55.....L, 1-6	
11-25-60.....W, 8-4	
11-24-61.....L, 0-3	
11-23-62.....W, 2-1	
11-29-63.....L, 1-7	
11-27-64.....L, 2-3	
11-26-65.....L, 3-6	
3-19-66.....W, 6-1.....! M	
11-24-67.....T, 3-3.....OT	
11-29-68.....L, 1-3	
10-9-09.....W, 6-1.....H	
10-10-09.....W, 4-3.....H	
12-14-14.....W, 6-4.....H	
<i>! M - NCAA Frozen Four; Minneapolis, Minn.</i>	

COLGATE

Won 3, Lost 0, Tied 0	
Home.....2-0-0	
Road.....0-0-0	
Neutral.....1-0-0	
10-12-02.....W, 2-1.....N1	
10-19-07.....W, 6-3.....H	
10-20-07.....W, 2-1.....H	
<i>N1 - Maverick Stampede, Omaha, Neb.</i>	

COLORADO COLLEGE

Won 35, Lost 46, Tied 1	
Home.....19-17-1	
Road.....15-27-0	
Neutral.....1-2-0	
2-12-52.....L, 0-3.....H	
2-13-52.....L, 3-6.....H	
1-2-53.....L, 4-6	
1-3-53.....L, 3-5	
2-9-54.....L, 2-3.....HOT	
2-10-54.....W, 8-4.....H	
12-21-54.....L, 4-5	
12-22-54.....W, 4-2	
2-3-56.....L, 2-4.....H	
2-4-56.....L, 1-6.....H	
12-22-56.....L, 2-8	
12-23-56.....L, 1-7	
12-17-57.....L, 2-7.....H	
12-18-57.....W, 6-4.....H	
12-7-59.....L, 3-4.....H	
12-8-59.....L, 1-5.....H	
12-18-59.....L, 3-5	
12-19-59.....L, 3-6	
12-16-60.....W, 5-2	
12-17-60.....L, 5-6.....OT	
1-11-62.....W, 5-4.....H	
1-12-62.....W, 8-2.....H	
1-5-63.....L, 7-8.....OT	
1-8-63.....L, 7-8	
12-20-63.....L, 2-6	
12-21-63.....W, 5-4.....OT	
2-28-64.....L, 4-5.....HOT	
2-29-64.....T, 5-5.....HOT	
1-15-65.....L, 1-3	
1-16-65.....W, 10-3	
2-26-65.....W, 8-2.....H	
2-27-65.....W, 7-6.....HOT	
11-19-65.....L, 0-4	
11-20-65.....L, 3-4.....OT	
1-7-66.....L, 4-5.....HOT	
1-8-66.....W, 6-2.....H	
1-6-67.....W, 6-0.....H	
1-7-67.....L, 4-5.....H	
1-14-67.....W, 2-1	
1-16-67.....L, 3-4	
2-16-68.....W, 7-3	
2-17-68.....W, 3-0	
2-27-68.....W, 6-2.....H	
2-28-68.....L, 2-4.....H	
1-10-69.....L, 2-3.....HOT	

1-11-69.....W, 5-1.....H	
1-23-70.....W, 6-2	
1-24-70.....W, 6-4	
2-19-71.....L, 4-5.....H	
2-20-71.....W, 6-4.....H	
12-18-71.....L, 5-6.....OT	
12-19-71.....L, 4-5	
3-2-73.....W, 9-4.....H	
3-3-73.....W, 6-2.....H	
12-14-73.....W, 5-4	
12-15-73.....W, 4-3.....OT	
1-11-74.....L, 4-5.....HOT	
1-12-74.....W, 6-4.....H	
1-10-75.....L, 1-8	
1-11-75.....W, 6-5	
1-23-76.....W, 6-4	
1-24-76.....L, 4-6	
2-27-76.....W, 5-4.....H	
2-28-76.....W, 6-4.....H	
12-31-76.....L, 4-6	
1-2-77.....L, 3-7	
1-27-78.....L, 6-8.....H	
1-28-78.....L, 3-5.....H	
12-15-78.....L, 2-9	
12-16-78.....L, 4-10	
12-18-79.....L, 6-7.....OT	
12-19-79.....L, 1-6	
2-27-81.....W, 6-5.....HOT	
2-28-81.....W, 5-4.....HOT	
12-31-96.....W, 6-2.....H	
3-28-99.....W, 4-3.....N1	
10-9-99.....L, 1-4	
3-22-02.....L, 0-2.....N2	
12-30-05.....L, 3-6.....N3	
3-28-08.....W, 3-1.....N4	
12-29-10.....L, 4-5.....N3	
10-25-19.....L, 1-3	
10-26-19.....W, 5-1	
<i>N1 - NCAA West Regional; Madison, Wis.</i>	
<i>N2 - NCAA West Regional; Ann Arbor</i>	
<i>N3 - Great Lakes Invitational; Joe Louis Arena</i>	
<i>N4 - NCAA West Regional; Colorado Springs, Colo.</i>	

CORNELL

Won 6, Lost 4, Tied 1	
Home.....2-2-1	
Road.....3-1-0	
Neutral.....1-1-0	
12-17-66.....L, 2-3.....N1 OT	
12-29-94.....W, 9-4.....N2	
11-3-95.....W, 6-2.....H	
11-12-04.....T, 1-1.....HOT	
11-14-04.....W, 2-0.....H	
10-28-05.....L, 2-4	
10-29-05.....W, 4-3	
10-26-18.....W, 5-2	
10-27-18.....W, 4-3	
11-1-19.....L, 2-3.....H	
11-2-19.....L, 2-6.....H	
<i>N1 - Boston Invitational; Boston, Mass.</i>	
<i>N2 - Great Lakes Invitational; Joe Louis Arena</i>	

DARTMOUTH

Won 1, Lost 0, Tied 0	
Home.....0-0-0	
Road.....0-0-0	
Neutral.....1-0-0	
12-28-71.....W, 8-3.....N1	
<i>N1 - Great Lakes Invitational; Olympia Center</i>	

DENVER

Won 16, Lost 58, Tied 2	
Home.....9-24-1	
Road.....5-33-1	
Neutral.....2-1-0	
2-27-51.....L, 2-7.....H	
2-28-51.....L, 2-7.....H	
1-7-52.....L, 2-8	

1-8-52.....L, 4-7	
12-30-52.....L, 1-2.....OT	
12-31-52.....L, 4-5	
2-5-54.....L, 2-3.....HOT	
2-6-54.....L, 4-5.....HOT	
12-17-54.....L, 3-8	
12-18-54.....W, 5-4	
12-16-55.....L, 1-7.....H	
12-17-55.....W, 4-3.....H	
12-18-56.....W, 3-2	
12-19-56.....L, 1-3	
12-20-57.....L, 1-5.....H	
12-21-57.....L, 2-4.....H	
12-21-59.....L, 1-10	
12-22-59.....L, 0-11	
2-26-60.....L, 0-5.....H	
2-27-60.....L, 1-5.....H	
12-19-60.....L, 2-10	
12-20-60.....L, 0-9	
2-15-62.....L, 4-6.....H	
2-16-62.....L, 3-6.....H	
3-2-62.....W, 4-3.....N1 OT	
1-4-63.....L, 2-6	
1-7-63.....L, 4-6	
12-10-65.....L, 6-8.....H	
12-11-65.....W, 4-1.....H	
1-13-67.....L, 2-8	
1-17-67.....L, 2-4	
1-12-68.....L, 2-3.....H	
1-13-68.....L, 1-3.....H	
2-14-69.....L, 4-9	
2-15-69.....W, 2-1	
1-30-70.....L, 4-6.....H	
1-31-70.....L, 4-5.....H	
3-12-70.....L, 2-6.....A1	
2-12-71.....W, 4-3	
2-13-71.....L, 4-5.....OT	
12-10-71.....L, 6-7.....HOT	
12-11-71.....W, 6-3.....H	
12-15-71.....L, 3-4	
12-17-71.....L, 1-7	
3-10-72.....L, 1-2.....A1	
3-11-72.....L, 3-9.....A1	
2-23-73.....L, 0-5	
2-24-73.....L, 3-9	
12-19-73.....L, 7-9	
12-21-73.....L, 5-7	
1-17-75.....W, 7-2.....H	
1-18-75.....W, 7-4.....H	
1-9-76.....L, 4-5.....HOT	
1-10-76.....L, 3-4.....H	
12-3-76.....W, 3-2.....H	
12-4-76.....L, 4-5.....H	
1-7-77.....W, 5-4	
1-8-77.....T, 5-5.....OT	
2-17-78.....L, 5-6	
2-18-78.....L, 2-6	
10-27-78.....L, 2-4	
10-28-78.....L, 1-4	
1-20-79.....W, 5-3.....H	
1-21-79.....W, 7-3.....H	
2-15-80.....W, 4-2.....H	
2-16-80.....L, 5-8.....H	
11-14-80.....L, 1-7	
11-15-80.....L, 4-6	
1-30-81.....T, 3-3.....HOT	
1-31-81.....L, 1-2.....H	
12-18-89.....W, 2-1.....N2	
10-11-02.....L, 0-5.....N3	
10-16-15.....L, 2-4	
10-17-15.....L, 0-3	
10-21-16.....L, 1-2.....H	
10-22-16.....L, 1-3.....H	
<i>A1 - WCHA Playoffs; Denver, Colo.</i>	
<i>N1 - WCHA Playoffs; Ann Arbor</i>	
<i>N2 - Great Western Freezeout; Inglewood, Calif.</i>	
<i>N3 - Maverick Stampede, Omaha, Neb.</i>	

ALL-TIME RECORDS VS. OPPONENTS



DETROIT

Won 3, Lost 1, Tied 0

Home 3-0-0

Road: 0-1-0

Neutral 0-0-0

2-2-29 W, 8-0 H

2-15-29 W, 8-0 H

1-23-30 L, 1-2

2-6-30 W, 2-0 H

DETROIT RED WINGS

Won 0, Lost 5, Tied 0

Home 0-1-0

Road: 0-0-0

Neutral 0-0-0

12-15-53 L, 4-15 Exh

11-17-54 L, 3-13 Exh

1-17-56 L, 3-9 Exh

12-11-56 L, 3-10 Exh

12-4-57 L, 3-10 Exh

DYNAMO RIGA

Won 0, Lost 1, Tied 0

Home 0-1-0

Road: 0-0-0

Neutral 0-0-0

12-16-90 L, 5-6 H Exh

FERRIS STATE

Won 75, Lost 38, Tied 15

Home 43-19-6

Road: 29-18-8

Neutral 3-1-1

12-7-79 L, 3-6 H

12-8-79 L, 3-4 OT

11-6-81 T, 3-3 OT

11-7-81 L, 3-4 H OT

2-26-82 W, 10-2 H

2-27-82 L, 3-4

1-14-83 L, 1-4 H

1-15-83 W, 4-2

2-18-83 L, 2-5

2-19-83 W, 10-2 H

3-4-83 L, 2-4 H1

3-5-83 W, 5-1 H1

11-25-83 W, 8-2

11-26-83 L, 1-2

2-24-84 W, 8-4 H

2-25-84 W, 7-4 H

11-2-84 W, 8-2 H

11-3-84 L, 3-4 OT

1-18-85 W, 3-1

1-19-85 W, 7-3 H

11-1-85 T, 5-5 H OT

11-2-85 W, 5-3

1-17-86 W, 8-6

1-18-86 T, 9-9 H OT

10-17-86 W, 3-2

10-18-86 W, 6-3 H

12-12-86 W, 4-3 OT

12-14-86 W, 4-2 H

10-16-87 L, 2-4

10-17-87 W, 5-2 H

12-11-87 L, 4-5 H

12-12-87 T, 1-1 OT

10-21-88 W, 7-4 H

10-22-88 W, 9-2

12-15-88 W, 8-2

12-16-88 W, 3-0 H

10-20-89 W, 9-3 H

10-21-89 L, 2-5

12-14-89 W, 5-3

12-15-89 T, 5-5 H OT

3-2-90 W, 6-4 H1

3-3-90 W, 13-1 H1

11-30-90 L, 2-4

12-1-90 L, 4-5 H

2-1-91 L, 2-3 H OT

2-2-91 W, 3-2

12-13-91 T, 3-3 H OT

12-14-91 T, 3-3 OT

1-21-92 W, 8-2 H

2-25-92 W, 3-1

3-13-92 W, 5-2 H1

3-14-92 W, 4-1 H1

11-28-92 T, 2-2 OT

2-9-93 W, 7-4

2-20-93 L, 3-5 H

3-19-93 L, 2-3 N1

11-2-93 L, 3-4 H

2-25-94 L, 4-6 H

3-3-94 W, 2-1

1-6-95 W, 9-2 H

2-3-95 T, 3-3 OT

2-25-95 W, 6-1

10-28-95 W, 6-3

1-20-96 W, 5-4 H

2-2-96 W, 7-2 H

3-8-96 W, 3-2 H1 OT

3-9-96 L, 1-5 H1

3-10-96 W, 3-1 H1

10-22-96 W, 7-2 H

11-16-96 W, 7-3

1-21-97 T, 3-3 N2 OT

10-28-97 W, 6-1 N2

1-17-98 W, 7-0

2-28-98 W, 6-3 H

3-13-98 W, 3-1 H1

3-14-98 W, 2-1 H1

2-26-99 T, 1-1 OT

3-5-99 W, 4-1 H

3-6-99 L, 1-2 H

10-29-99 W, 4-1 H

10-30-99 W, 4-0

12-8-00 T, 0-0 OT

12-9-00 W, 4-1 H

10-20-01 W, 2-0 H

1-15-02 W, 3-2

3-1-02 L, 2-3

3-2-02 W, 2-0 H

12-6-02 W, 6-2

12-7-02 L, 3-5 H

10-31-03 W, 8-0 H

1-1-03 W, 4-2

3-12-04 W, 6-4 H1

3-13-04 W, 5-3 H1

11-5-04 W, 4-2 H

11-6-04 W, 5-1

11-8-05 T, 2-2 OT

1-24-06 L, 1-2

11-7-06 T, 2-2 H OT

11-10-07 W, 6-0

2-9-07 W, 2-1 H OT

2-13-07 L, 1-2

12-7-07 W, 4-3

12-8-07 W, 4-1 H

2-6-09 T, 2-2 ~ H OT

2-7-09 W, 1-0

2-19-10 L, 1-4

2-20-10 W, 3-2 H

11-23-10 L, 0-3 H

12-3-10 W, 3-2

12-4-10 L, 0-1 H OT

1-27-11 L, 1-2

1-27-12 L, 1-2

12-28-12 L, 3-4

12-15-12 W, 3-1 H

1-5-13 L, 0-3

1-18-13 L, 1-2 H

1-19-13 L, 2-5

12-14-13 L, 0-2 H

10-31-14 L, 0-1 H

11-1-14 W, 4-1 H

12-28-14 W, 2-0 N3

11-10-16 L, 1-4 H

11-12-16 W, 4-3

11-17-17 W, 3-2 H OT

11-18-17 W, 3-1

11-2-18 W, 5-3 H

11-3-18 L, 1-4

12-31-19 W, 5-2 N4

H1 - CCHA Tournament; East Lansing

N1 - CCHA Tournament; Joe Louis Arena

N2 - Van Andel Arena; Grand Rapids

N3 - Great Lakes Invitational; Joe

Louis Arena

N4 - Great Lakes Invitational; Little

Caesars Arena

~~ Shootout loss

FINDLAY

Won 0, Lost 1, Tied 0

Home 0-1-0

Road: 0-0-0

Neutral 0-0-0

10-10-03 L, 3-4 H1

H1 - Ice Breaker Tournament; East Lansing

GUELPH

Won 2, Lost 0, Tied 1

Home 2-1-0

Road: 0-0-0

Neutral 0-0-0

11-13-93 W, 7-4 H

10-4-97 T, 3-3 H OT

10-5-99 W, 11-1 H Exh

HARVARD

Won 7, Lost 4, Tied 1

Home 1-2-0

Road: 2-1-1

Neutral 4-1-0

1-4-58 W, 6-2 H

1-2-76 L, 6-8 H

1-3-76 L, 3-4 H

12-28-80 W, 6-4 N1

3-18-83 L, 5-6 N2

3-19-83 T, 3-3 N2

3-29-86 W, 6-5 N3

3-18-88 W, 6-5 N2

3-19-88 W, 5-3 N2

3-30-89 L, 3-6 N4

12-28-91 W, 3-1 N1

12-29-06 W, 5-2 N1

N1 - Great Lakes Invitational; Joe

Louis Arena

N2 - NCAA Regionals; Cambridge, Mass.

N3 - NCAA Frozen Four; Providence, R.I.

N4 - NCAA Frozen Four; St. Paul, Minn.

ILLINOIS-CHICAGO

Won 48, Lost 8, Tied 1

Home 28-5-0

Road: 20-3-1

Neutral 0-0-0

1-15-82 W, 8-1 H

1-16-82 W, 7-2 H

10-22-82 W, 4-0 H

10-23-82 W, 8-0 H

10-28-83 W, 7-1

10-29-83 W, 5-3

11-29-84 W, 8-2

11-30-84 W, 8-4

2-15-85 W, 6-2 H

2-16-85 L, 4-7 H

11-29-85 W, 6-4

11-30-85 L, 2-3

2-14-86 W, 4-2 H

2-15-86 W, 7-2 H

11-7-86 L, 4-5 H OT

11-8-86 W, 5-4 H

1-16-87 L, 2-4

1-17-87 W, 5-3

11-6-87 W, 5-2

11-7-87 W, 5-2

1-22-88 W, 5-4 H OT

1-23-88 W, 8-5 H

3-4-88 W, 9-4 @ H

3-5-88 W, 6-3 @ H

10-28-88 W, 2-0

10-29-88 W, 5-4 OT

1-6-89 L, 2-4 H

1-7-89 W, 5-1 H

10-27-89 W, 6-2 H

10-28-89 W, 14-1 H

1-5-90 W, 6-3

1-6-90 W, 6-3

10-12-90 W, 8-3

10-13-90 W, 9-1

2-22-91 L, 4-5 H

2-23-91 W, 8-3 H

1-31-92 W, 6-3

2-1-92 L, 3-6

2-28-92 W, 4-0 H

2-29-92 W, 6-2 H

11-7-92 W, 4-3

11-20-92 W, 3-2 H

11-21-92 W, 6-2 H

10-22-93 W, 6-3

10-23-93 W, 4-3

2-5-94 W, 4-2 H

3-11-94 L, 3-4 @ H

3-12-94 W, 2-1 @ H OT

3-13-94 W, 8-3 @ H

10-21-94 W, 4-1 H

10-22-94 W, 8-3 H

10-29-94 T, 2-2 OT

10-30-95 W, 6-4 @ H

3-11-95 W, 4-2 @ H

11-11-95 W, 6-0 H

1-26-96 W, 7-3

1-27-96 W, 3-0

@ - CCHA Tournament

KENT STATE

Won 8, Lost 1, Tied 0

Home 5-0-0

Road: 3-0-0

Neutral 0-1-0

11-14-92 W, 7-1 H

12-22-92 L, 1-2 N1

2-26-93 W, 3-2

2-27-93 W, 6-4

3-12-93 W, 6-5 H1

ALL-TIME RECORDS VS. OPPONENTS

12-5-87.....T, 4-4.....HOT
21-9-88.....L, 3-7.....H
2-20-88.....L, 4-5.....H
10-14-88.....L, 2-5.....H
10-15-88.....W, 6-1.....H
2-24-89.....L, 3-6.....H
2-25-89.....L, 4-5.....HOT
3-11-89.....W, 4-1.....N1
10-13-89.....L, 3-4.....HOT
10-14-89.....W, 4-3.....H
2-23-90.....W, 4-3.....H
2-24-90.....L, 2-3.....H
3-11-90.....W, 4-3.....N1
10-19-90.....T, 4-4.....HOT
10-20-90.....L, 2-5.....H
1-18-91.....T, 3-3.....OT
1-19-91.....L, 0-4.....H
11-15-91.....W, 1-0.....H
11-16-91.....L, 1-3.....H
2-7-92.....T, 3-3.....OT
2-8-92.....W, 4-1.....H
3-21-92.....L, 3-5.....N1
4-2-92.....L, 2-4.....N2
12-11-92.....L, 4-7.....H
12-12-92.....W, 4-1.....H
1-11-93.....W, 4-2.....H
11-23-93.....W, 6-4.....H
2-11-94.....L, 1-11.....H
2-12-94.....T, 3-3.....OT
3-19-94.....L, 0-4.....N1
11-4-94.....W, 4-1.....H
12-3-94.....W, 7-3.....H
1-9-95.....T, 4-4.....OT
3-19-95.....L, 3-5.....N1
10-26-95.....L, 1-4.....H
12-9-95.....L, 0-3.....H
2-16-96.....W, 4-3.....N3
12-27-96.....L, 0-5.....N4
1-10-97.....T, 4-4.....OT
1-11-97.....T, 4-4.....OT
2-15-97.....W, 6-3.....H
1-24-98.....W, 4-3.....H
2-27-98.....W, 4-2.....H
3-6-98.....W, 4-1.....H
11-7-98.....W, 2-1.....H
1-22-99.....W, 4-1.....H
2-6-99.....W, 3-2.....N3
3-12-99.....W, 3-2.....H1
3-13-99.....W, 4-0.....H1
2-3-00.....W, 3-0.....H
3-5-00.....L, 1-3.....N3
11-21-00.....W, 5-0.....H
1-12-01.....W, 2-0.....H
1-14-01.....W, 2-1.....OT
1-23-01.....W, 3-0.....H
10-11-01.....W, 5-0.....H
10-12-01.....W, 6-1.....H
10-24-02.....W, 7-0.....H
10-25-02.....W, 3-2.....H
1-3-03.....L, 1-7.....H
1-4-03.....W, 6-0.....H
2-5-04.....W, 8-5.....H
2-7-04.....W, 2-1.....N3
1-21-05.....W, 8-0.....H
1-22-05.....T, 2-2.....OT H
2-23-06.....W, 3-2.....H
2-25-06.....T, 2-2.....OT N3
1-19-07.....W, 3-2.....HOT
1-10-07.....W, 4-0.....H
3-17-07.....W, 7-6.....N1 OT
11-30-07.....W, 3-2.....H
12-1-07.....W, 5-2.....H
1-4-08.....W, 8-2.....H
1-5-08.....T, 3-3.....HOT
1-30-09.....L, 0-2.....H
1-31-09.....L, 2-4.....H
1-8-10.....W, 4-2.....H
1-9-10.....T, 3-3.....HOT
1-14-11.....W, 4-0.....H
1-15-11.....T, 2-2.....OT
10-14-11.....L, 4-5.....H
10-15-11.....L, 2-3.....H

1-20-12.....W, 4-2.....H	
1-21-12.....T, 2-2.....H OT	
10-26-12.....L, 2-3.....H	
10-27-12.....W, 4-2.....H	
10-10-15.....W, 4-1.....N5	
10-22-15.....L, 2-4.....H	
10-23-15.....W, 2-0.....H	
10-14-16.....L, 1-6.....H	
10-15-16.....L, 3-7.....H	
10-27-17.....W, 4-3.....H	
10-28-17.....W, 6-0.....H	
12-30-18.....L, 3-4.....OT N6	
<i>H1 - CCHA Tournament</i>	
<i>N1 - CCHA Tournament; Joe Louis Arena</i>	
<i>N2 - NCAA Frozen Four; Albany, N.Y.</i>	
<i>N3 - Joe Louis Arena; Detroit, Mich.</i>	
<i>N4 - Great Lakes Invitational; Joe Louis Arena</i>	
<i>N5 - Icebreaker; Portland, Maine</i>	
<i>N6 - Great Lakes Invitational; Little Caesars Arena</i>	
% - shootout loss	

LANSING INDEPENDENTS	
Won 2, Lost 0, Tied 0	
Home.....2-0-0	
Road.....0-0-0	
Neutral.....0-0-0	
2-11-23.....W, 6-0.....H	
2-25-23.....W, 9-1.....H	

LAURENTIAN	
Won 1, Lost 1, Tied 0	
Home.....1-1-0	
Road.....0-0-0	
Neutral.....0-0-0	
10-25-74.....L, 3-4.....H	
10-26-74.....W, 4-1.....H	

MAINE	
Won 11, Lost 5, Tied 3	
Home.....4-0-2	
Road.....3-1-0	
Neutral.....4-4-1	
11-21-86.....T, 3-3.....HOT	
11-22-86.....W, 4-0.....H	
3-20-87.....W, 6-2.....H1	
3-21-87.....W, 5-3.....H1	
12-20-87.....L, 3-4.....N1 OT	
1-27-89.....W, 6-3.....H	
1-28-89.....W, 6-3.....H	
4-1-89.....W, 7-4.....N2	
12-28-90.....L, 3-6.....N3	
12-19-91.....W, 1-0.....^F N4	
3-28-92.....W, 3-2.....N5	
10-15-95.....L, 3-4.....N6	
3-26-06.....L, 4-5.....N7	
4-7-07.....W, 4-2.....N8	
10-16-09.....W, 5-3.....H	
10-17-09.....L, 3-5.....H	
10-14-10.....T, 4-4.....HOT	
10-15-10.....W, 3-2.....H	
10-9-15.....T, 3-3.....N9 OT	
<i>H1 - NCAA Regional; East Lansing</i>	
<i>N1 - Nissan/Jeep Classic; Anchorage, Alaska</i>	
<i>N2 - NCAA Frozen Four; St. Paul, Minn.</i>	
<i>N3 - Great Lakes Invitational; Joe Louis Arena</i>	
<i>N4 - Great Western Freezeout; Inglewood, Calif.</i>	
<i>N5 - NCAA West Regional; Providence, R.I.</i>	
<i>N6 - Great Western Freezeout; Anaheim, Calif.</i>	
<i>N7 - NCAA East Regional; Albany, N.Y.</i>	
<i>N8 - NCAA Frozen Four; St. Louis, Mo.</i>	
<i>N9 - Icebreaker Tournament; Portland, Maine</i>	
^F - Forfeit, Game score was 2-4	

MARQUETTE	
Won 0, Lost 1, Tied 0	
Home.....0-1-0	
Road.....0-0-0	
Neutral.....0-0-0	
2-2-28.....L, 1-5.....H	

MASSACHUSETTS	
Won 4 Lost 3, Tied 0	
Home.....3-1-0	
Road.....0-2-0	
Neutral.....1-0-0	
10-17-98.....W, 3-1.....H	
11-9-01.....W, 6-1.....H	
10-10-08.....W, 3-1.....N1	
10-18-13.....L, 1-3.....H	
10-19-13.....L, 2-5.....H	
10-17-14.....W, 5-3.....H	
10-18-14.....L, 3-4.....H	
<i>N1 - Icebreaker Tournament; Boston, Mass.</i>	

UMASS-LOWELL	
Won 5, Lost 5, Tied 0	
Home.....5-4-0	
Road.....0-1-0	
Neutral.....0-0-0	
1-20-84.....W, 10-4.....H	
1-21-84.....W, 6-0.....H	
3-26-94.....L, 3-4.....H1	
3-23-96.....L, 2-6.....H1	
1-9-04.....W, 2-0.....H	
1-10-04.....W, 1-0 F.....H	
10-16-08.....L, 0-3.....H	
10-17-08.....W, 2-1.....H	
10-25-13.....L, 1-4.....H	
10-25-14.....L, 1-2.....H	
<i>H1 - NCAA West Regional; East Lansing</i>	
<i>F - Game was forfeited by UML score 2-3</i>	

MCMMASTER	
Won 2, Lost 0, Tied 0	
Home.....2-0-0	
Road.....0-0-0	
Neutral.....0-0-0	
10-15-82.....W, 9-2.....H	
10-16-82.....W, 8-4.....H	

MERCYHURST	
Won 2, Lost 0, Tied 0	
Home.....2-0-0	
Road.....0-0-0	
Neutral.....0-0-0	
11-9-07.....W, 6-2.....H	
11-10-07.....W, 6-2.....H	

MERRIMACK	
Won 0, Lost 0, Tied 1	
Home.....0-0-0	
Road.....0-0-0	
Neutral.....0-0-1	
10-14-00.....T, 1-1.....OT N1	
<i>N1 - Johnson Nissan Classic; Anchorage, Alaska</i>	

MIAMI	
Won 69, Lost 34, Tied 6	
Home.....36-18-3	
Road.....29-16-3	
Neutral.....4-0-0	
12-5-80.....T, 4-4.....HOT	
12-6-80.....W, 6-3.....H	
1-29-82.....W, 6-5.....H	
1-30-82.....L, 2-3.....H	
11-19-82.....W, 3-2.....OT	
11-20-82.....W, 3-2.....H	
1-6-84.....W, 9-1.....H	
1-7-84.....W, 9-3.....H	
10-26-84.....W, 9-1.....H	
10-27-84.....W, 5-1.....H	
1-11-85.....W, 3-2.....HOT	
1-12-85.....W, 5-1.....H	
3-1-85.....W, 4-3.....H1	

3-2-85.....W, 7-1.....H1
10-25-85.....W, 5-2.....H
10-26-85.....W, 7-2.....H
1-10-86.....W, 8-3.....H
1-11-86.....W, 6-3.....H
10-24-86.....W, 10-4.....H
10-25-86.....W, 8-1.....H
1-2-87.....L, 4-5.....OT
1-3-87.....W, 5-2.....H
10-23-87.....W, 6-1.....H
10-24-87.....L, 2-4.....H
1-8-88.....L, 3-4.....H
1-9-88.....W, 7-6.....OT
12-2-88.....W, 12-7.....H
12-3-88.....W, 4-3.....H
2-10-89.....W, 9-3.....H
2-11-89.....W, 8-4.....H
2-12-89.....W, 4-2.....H
12-2-89.....W, 8-2.....H
2-9-90.....W, 4-2.....H
2-10-90.....W, 5-3.....H
11-24-90.....W, 4-0.....H
11-25-90.....W, 8-0.....H
2-8-91.....W, 3-2.....H
2-9-91.....W, 7-2.....H
1-17-92.....W, 7-2.....H
1-18-92.....L, 2-4.....H
3-6-92.....T, 7-7.....OT
3-7-92.....W, 7-2.....H
3-22-92.....W, 8-5.....N1
10-30-92.....L, 3-4.....H
10-31-92.....L, 4-7.....H
1-22-93.....L, 1-2.....H
10-29-93.....L, 1-5.....H
10-30-93.....W, 6-4.....H
11-19-93.....T, 1-1.....HOT
2-10-95.....L, 2-3.....HOT
2-11-95.....L, 0-1.....H
3-4-95.....W, 6-3.....H
10-20-95.....W, 6-3.....H
11-17-95.....W, 3-0.....H
11-18-95.....W, 6-5.....HOT
11-22-96.....W, 4-3.....H
2-14-97.....L, 1-2.....H
2-22-97.....W, 7-3.....H
3-14-97.....W, 4-3.....N1 OT
1-30-98.....T, 1-1.....HOT
1-31-98.....W, 7-0.....H
2-7-98.....T, 0-0.....OT
11-14-98.....W, 5-0.....H
1-8-99.....W, 5-1.....H
1-16-99.....W, 5-1.....N2
11-19-99.....L, 2-3.....H
11-20-99.....L, 0-3.....H
3-10-00.....W, 6-2.....H1
3-11-00.....W, 5-1.....H1
1-19-01.....W, 1-0.....H
1-20-01.....W, 5-0.....H
11-16-01.....W, 3-0.....H
11-17-01.....W, 2-0.....H
2-22-02.....W, 3-1.....H
2-23-02.....W, 4-3.....H
1-31-03.....L, 3-5.....H
2-1-03.....W, 3-2.....H
11-14-03.....L, 2-4.....H
11-15-03.....W, 3-1.....H
1-30-04.....L, 1-2.....H
1-31-04.....L, 1-3.....H
1-7-05.....W, 4-0.....H
1-8-05.....L, 1-4.....H
3-11-05.....W, 5-1.....H1
3-12-05.....W, 5-4.....H1 OT
2-17-06.....W, 3-2.....H
2-18-06.....W, 3-1.....H
3-18-06.....W, 2-1.....N1
1-5-07.....L, 2-5.....H
1-6-07.....W, 4-1.....H
11-15-07.....L, 2-4.....H
11-16-07.....L, 1-3.....H
11-14-08.....L, 1-5.....H
11-15-08.....L, 1-3.....H
1-16-09.....W, 4-1.....H

ALL-TIME RECORDS VS. OPPONENTS



1-17-09.....L, 1-6
10-23-09.....L, 1-2
10-24-09.....W, 3-2.....OT
1-21-11.....W, 7-4.....H
1-22-11.....L, 0-4.....H
1-6-12.....L, 1-2.....HOT
1-7-12.....L, 0-4.....H
3-9-12.....L, 0-6
10-12-12.....L, 1-4
11-16-12.....T, 2-2.....OT
11-17-12.....L, 0-2
3-15-12.....W, 3-0.....A1
3-16-13.....L, 1-4.....A1
3-17-13.....L, 1-4.....A1
A1 - CCHA Tournament; Oxford, Ohio
H1 - CCHA Tournament; East Lansing
N1 - CCHA Tournament; Joe Louis Arena
N2 - The Crown; Cincinnati, Ohio
^ - Shootout loss

MICHIGAN

Won 137, Lost 169, Tied 24

Home.....68-53-12

Road.....47-79-5

Neutral.....22-37-7

1-11-22.....L, 1-5
1-23-22.....L, 0-9.....H
1-11-23.....L, 1-5.....H
2-17-23.....L, 0-9
1-24-25.....L, 3-6.....H
1-23-26.....L, 0-4
2-5-26.....L, 1-4.....H
2-5-27.....W, 5-2
12-27-07.....L, 0-2.....H
2-14-27.....L, 1-2
2-1-28.....W, 2-1.....H
2-7-28.....L, 1-3
1-14-29.....L, 1-9
2-9-29.....L, 2-8.....H
1-25-30.....L, 0-7.....H
2-6-30.....L, 1-7
2-22-50.....L, 4-10.....H
3-10-50.....L, 1-17
2-21-51.....L, 1-10.....H
3-3-51.....L, 6-9
12-5-51.....L, 1-11.....H
1-16-52.....L, 1-7
2-29-52.....L, 2-8.....H
3-1-52.....L, 2-6
1-7-53.....L, 0-6.....H
1-14-53.....L, 2-10
2-11-53.....L, 0-4
3-4-53.....L, 4-8.....H
1-8-54.....L, 4-7.....H
1-9-54.....L, 1-3
2-19-54.....T, 0-0.....HOT
2-20-54.....L, 2-3
1-7-55.....L, 0-7.....H
1-8-55.....L, 1-3
2-11-55.....L, 4-7.....H
2-12-55.....L, 3-4
1-6-56.....L, 2-5.....H
1-7-56.....L, 1-3
1-20-56.....L, 2-3.....HOT
2-21-56.....L, 1-7
1-8-57.....L, 3-4.....H
1-15-57.....L, 2-3
2-22-57.....L, 4-5.....H
2-23-57.....L, 1-2
1-8-58.....W, 4-2.....H
1-15-58.....L, 2-4
2-14-58.....W, 3-1
2-15-58.....W, 2-1.....OT
2-6-59.....W, 3-1
2-7-59.....W, 5-2
3-6-59.....L, 2-4.....H
3-7-59.....W, 4-1
1-15-60.....L, 1-6
1-16-60.....W, 4-2.....H
2-9-60.....W, 4-3.....H
2-16-60.....L, 3-5
2-3-61.....W, 3-2.....H

2-4-61.....L, 2-3.....OT
3-3-61.....L, 1-6.....H
3-4-61.....L, 3-4
2-2-62.....L, 3-5.....H
2-3-62.....L, 1-5
2-23-62.....L, 2-4.....H
2-24-62.....L, 2-10
11-30-62.....W, 2-1.....OT
12-1-62.....W, 4-3
2-22-63.....W, 6-2.....H
2-23-63.....W, 2-1.....H
2-14-64.....L, 0-2.....H
2-15-64.....L, 2-7
3-6-64.....L, 4-9.....H
3-7-64.....L, 4-13
1-27-65.....L, 3-6.....H
2-5-65.....W, 7-4
2-6-65.....W, 6-2.....H
2-17-65.....L, 2-7
2-4-66.....W, 8-7.....H
2-5-66.....W, 4-2
2-25-66.....W, 7-1.....H
2-26-66.....L, 0-1.....OT
3-3-66.....W, 3-2.....A1
12-9-66.....L, 4-10.....H
12-10-66.....L, 2-3
12-23-66.....L, 3-5.....N1
2-10-67.....W, 4-3
2-11-67.....W, 5-1.....H
3-9-67.....W, 4-2.....H1
1-5-68.....L, 1-7
1-6-68.....W, 4-3.....HOT
2-9-68.....L, 3-4.....HOT
2-10-68.....L, 0-9
12-6-68.....L, 1-2
12-7-68.....L, 1-2.....H
12-21-68.....W, 4-2.....N1
12-28-68.....L, 3-8.....N2
1-24-69.....W, 7-3.....H
1-25-69.....W, 5-1
12-5-69.....W, 3-2
12-6-69.....L, 6-8.....H
12-22-69.....W, 5-4.....A2
2-20-70.....L, 3-6.....H
2-21-70.....W, 7-1
1-8-71.....W, 5-4.....H
1-9-71.....W, 6-5
3-5-71.....L, 7-8.....OT
3-6-71.....W, 5-4.....HOT
11-26-71.....L, 1-5.....H
11-27-71.....W, 4-2
1-19-72.....W, 7-2.....H
2-9-72.....L, 2-6
1-17-73.....W, 5-2
2-2-73.....W, 6-5.....H
2-3-73.....W, 8-5
2-28-73.....W, 8-3.....H
11-16-73.....L, 6-7
11-17-73.....W, 6-6.....HOT
3-1-74.....W, 6-2.....H
3-2-74.....W, 9-3
12-13-74.....W, 6-1.....H
12-14-74.....W, 8-3
2-28-75.....L, 8-11
3-1-75.....L, 5-7.....H
12-5-75.....W, 6-4
12-6-75.....L, 4-8.....H
3-5-76.....W, 6-3.....H
3-6-76.....L, 6-7
12-10-76.....W, 7-5.....H
12-11-76.....W, 6-5.....OT
3-4-77.....L, 3-6
3-5-77.....L, 2-5.....H
11-11-77.....L, 4-8
11-12-77.....W, 9-4.....H
3-3-78.....T, 7-7.....HOT
3-4-78.....L, 2-3
12-8-78.....L, 4-7.....H
12-9-78.....L, 2-5
3-2-79.....W, 5-3
3-3-79.....W, 5-3.....H
11-30-79.....L, 2-7
12-1-79.....W, 6-3.....H

12-28-79.....L, 4-7.....N3
2-29-80.....W, 5-4.....H
3-1-80.....L, 1-6
11-7-80.....L, 1-2.....H
11-8-80.....L, 2-3.....OT
12-27-80.....L, 2-3.....N3
1-16-81.....L, 2-9
1-17-81.....W, 4-3.....H
11-20-81.....L, 3-4
11-21-81.....W, 3-0.....H
12-30-81.....T, 4-4.....OTN3
1-18-82.....W, 5-2
2-16-82.....W, 7-1.....H
11-5-82.....W, 5-2
11-6-82.....W, 4-3.....H
12-28-82.....W, 6-3.....N3
1-28-83.....W, 3-1.....H
1-29-83.....W, 2-1
11-18-83.....W, 6-3
11-19-83.....L, 3-5.....H
1-27-84.....W, 12-1.....H
1-28-84.....W, 3-1
11-9-84.....W, 4-1
11-10-84.....W, 8-2.....H
1-25-85.....W, 11-2.....H
1-26-85.....W, 9-4
11-8-85.....L, 4-5
11-9-85.....W, 6-2.....H
1-24-86.....W, 7-5.....H
1-25-86.....L, 3-5
2-28-86.....W, 4-3.....H2
3-1-86.....W, 5-2.....H2
11-14-86.....W, 7-6
11-15-86.....W, 9-3.....H
1-23-87.....L, 2-8.....H
1-24-87.....W, 2-1
2-27-87.....W, 8-7.....H2OT
2-28-87.....W, 6-3.....H2
11-13-87.....W, 6-3.....H
11-14-87.....L, 4-6
1-29-88.....L, 2-5
1-30-88.....L, 3-5.....H
12-9-88.....W, 3-0
12-11-88.....W, 5-3.....H
2-17-89.....W, 7-3.....H
2-18-89.....W, 5-3
12-9-89.....W, 5-3
12-10-89.....W, 11-4.....H
12-30-89.....L, 3-6.....N3
2-16-90.....T, 2-2.....HOT
2-17-90.....W, 5-2
3-10-90.....W, 4-3.....N4OT
11-9-90.....L, 2-4
11-10-90.....T, 3-3.....HOT
2-15-91.....L, 5-6.....N5
2-16-91.....W, 6-2.....N5
10-25-91.....W, 5-3.....H
10-26-91.....T, 4-4.....OT
2-21-92.....L, 1-4.....N5
2-22-92.....L, 4-5.....N5
12-4-92.....L, 3-4
12-5-92.....W, 3-1.....H
1-30-93.....L, 1-11.....N5
12-30-93.....L, 2-4.....N3
1-21-94.....W, 6-3
1-22-94.....L, 1-3.....H
2-19-94.....W, 5-1.....N5
11-11-94.....L, 3-7
12-30-94.....L, 4-5.....N3
2-4-95.....L, 3-5.....H
2-18-95.....L, 1-7.....N5
11-28-95.....W, 4-3.....H
12-30-95.....L, 1-3.....N3
2-17-96.....L, 1-8.....N5
3-1-96.....L, 0-3
3-15-96.....L, 2-6.....N4
11-2-96.....W, 5-4.....H
11-15-96.....L, 1-5
2-8-97.....W, 2-1.....N5
3-15-97.....L, 1-3.....N4
10-25-97.....W, 4-2
12-28-97.....W, 5-3.....N3
2-20-98.....W, 5-1.....H

2-21-98.....W, 4-1.....N5
11-20-98.....L, 1-2
12-27-98.....W, 3-1.....N3
1-29-99.....T, 3-3.....HOT
2-20-99.....W, 3-1.....N5
12-30-99.....W, 3-1.....N3
1-7-00.....L, 0-2.....H
2-25-00.....L, 2-4
2-26-00.....T, 3-3.....N5OT
11-4-00.....W, 1-0
1-27-01.....L, 3-4.....N5OT
2-17-01.....W, 4-2.....N5
3-1-01.....W, 3-1.....H
3-17-01.....W, 2-0.....N4
10-6-01.....T, 3-3.....H3OT
1-19-02.....T, 1-1.....OT
2-16-02.....W, 3-1.....N5
3-17-02.....L, 2-3.....N4
2-14-03.....L, 1-3
2-15-03.....W, 5-3.....H
2-28-03.....W, 4-0
3-1-03.....L, 4-5.....N5
12-5-03.....L, 0-2
12-6-03.....W, 2-0.....H
3-5-04.....T, 4-4.....HOT
3-6-04.....W, 4-0.....N5
11-18-04.....L, 2-4.....H
11-20-04.....L, 4-5
12-30-04.....W, 2-1.....N3OT
2-4-05.....T, 2-2.....OT
2-5-05.....T, 1-1.....N5
10-22-05.....T, 3-3.....OT
1-17-06.....W, 2-0.....H
1-27-06.....T, 1-1.....H
1-28-06.....T, 5-5.....N5
3-17-06.....W, 4-1.....N4
11-3-06.....W, 7-4.....H
11-4-06.....L, 2-6
11-21-06.....L, 1-2
12-30-06.....W, 4-1.....N3
2-10-07.....T, 3-3.....N5OT
3-16-07.....L, 2-5.....N4
1-25-08.....W, 1-0
1-26-08.....T, 2-2.....HOT
2-22-08.....W, 5-2.....H
2-23-08.....L, 2-5.....N5
1-25-08.....L, 1-6
12-6-08.....L, 3-5.....H
12-28-08.....L, 1-5.....N3
1-23-09.....L, 2-6.....N5
1-24-09.....L, 3-5
11-13-09.....W, 3-2
11-14-09.....W, 2-0.....H
1-29-10.....W, 3-2.....H
1-30-10.....L, 4-5.....N5
3-12-10.....L, 1-5.....H2
3-13-10.....L, 3-5.....H2
12-11-10.....L, 0-5.....A3
1-7-11.....W, 4-3.....HOT
1-8-11.....L, 0-4
2-19-11.....W, 2-1.....N5
12-9-11.....L, 3-4
12-10-11.....T, 3-3.....HOT
12-30-11.....L, 2-3.....N3OT
12-10-12.....W, 3-2.....H
2-11-12.....L, 2-3.....N5OT
11-9-12.....L, 1-5
11-10-12.....W, 7-2.....H
12-30-12.....L, 2-5.....N3
2-1-13.....L, 2-3
2-2-13.....L, 2-5.....N5
12-28-13.....W, 3-0.....N6
1-23-14.....L, 1-2.....N5
1-24-14.....L, 2-5.....H
3-7-14.....L, 1-7
3-8-14.....W, 4-3.....H
12-29-14.....L, 1-2.....N3
1-30-15.....W, 2-1.....N5
2-7-15.....L, 1-4.....N7
3-13-15.....L, 3-5.....H
3-14-15.....W, 2-1
3-20-15.....L, 1-4.....N8
1-8-16.....L, 2-9.....H

ALL-TIME RECORDS VS. OPPONENTS

1-9-16.....L, 3-6
 2-5-16.....W, 3-2.....N5 OT
 2-6-16.....L, 1-4.....H
 12-30-16.....L, 4-5.....N3 OT
 1-20-17.....W, 3-0
 1-21-17.....T, 2-2 #.....HOT
 2-10-17.....T, 4-4 #.....N5 OT
 2-11-17.....W, 4-1
 12-7-17.....L, 0-4
 12-8-17.....W, 5-0.....H
 1-2-18.....L, 4-6.....N10
 2-9-18.....T, 1-1 #.....HOT
 2-10-18.....L, 2-3.....N9
 11-30-18.....W, 4-3.....H
 12-1-18.....T, 1-1 !.....OT
 12-31-18.....T, 2-2.....N10 OT
 2-8-19.....L, 3-5
 2-9-19.....L, 2-5.....N9
 11-14-19.....W, 4-3
 11-16-19.....W, 3-0.....H
 2-14-20.....L, 1-5.....H
 2-17-20.....L, 1-4.....N9
 3-6-20.....L, 0-3.....A2
 3-7-20.....L, 0-3.....A2

A1 - WCHA Tournament; Ann Arbor, Mich.

A2 - Big Ten Tournament; Ann Arbor, Mich.

A3 - Michigan Stadium, Ann Arbor, Mich.

N1 - Great Lakes Invitational; Olympia Stadium

N2 - Big Ten Tournament; Madison, Wisc.

N3 - Great Lakes Invitational; Joe Louis Arena

N4 - CCHA Tournament; Joe Louis Arena

N5 - Joe Louis Arena; Detroit, Mich.

N6 - Great Lakes Invitational; Comerica Park

N7 - Hockey City Classic; Soldier Field; Chicago, Ill.

N8 - Big Ten Tournament; Joe Louis Arena

N9 - Little Caesars Arena; Detroit, Mich.

N10 - Great Lakes Invitational; Little Caesars Arena

H1 - WCHA Tournament; East Lansing, Mich.

H2 - CCHA Tournament; East Lansing, Mich.

H3 - Spartan Stadium, East Lansing, Mich.

! - Shootout Win

- Shootout Loss

MICHIGAN-DEARBORN

Won 1, Lost 0, Tied 0

Home.....1-0-0

Road.....0-0-0

Neutral.....0-0-0

1-27-90.....W, 5-3.....H

MICHIGAN TECH

Won 76, Lost 85, Tied 4

Home.....33-31-2

Road.....19-44-1

Neutral.....24-10-1

2-15-28.....L, 0-5

1-12-50.....L, 2-6.....H

1-13-50.....L, 2-15.....H

2-3-50.....L, 3-13

2-4-50.....L, 0-10

2-2-51.....W, 4-3

2-3-51.....L, 2-4

2-15-51.....W, 3-2.....H

2-16-51.....W, 5-3.....H

1-25-52.....W, 9-4.....H

1-26-52.....W, 6-4.....H

2-15-52.....W, 5-3

2-16-52.....W, 3-2

2-6-53.....W, 2-1

2-7-53.....L, 2-5

2-20-53.....W, 6-5.....HOT

2-21-53.....L, 3-5.....H

2-26-54.....W, 4-1

2-27-54.....L, 1-2

3-8-54.....L, 3-5.....H

3-9-54.....W, 6-1.....H

12-31-54.....L, 1-5.....H

1-1-55.....W, 5-3.....H

1-21-55.....L, 4-9
 1-22-55.....L, 2-5
 1-27-56.....L, 1-8
 1-28-56.....L, 5-6.....OT
 2-24-56.....L, 3-4.....H
 2-25-56.....L, 1-3.....H
 1-25-57.....L, 1-3.....H
 1-26-57.....L, 2-4.....H
 2-8-57.....L, 3-5
 2-9-57.....L, 2-6
 1-17-58.....W, 4-3.....H
 1-18-58.....W, 6-1.....H
 2-7-58.....W, 5-2
 2-8-58.....L, 1-3
 1-30-59.....W, 7-0
 1-31-59.....L, 4-5.....OT
 2-27-59.....W, 3-0.....H
 2-28-59.....W, 5-2.....H
 1-22-60.....T, 3-3.....OT
 1-23-60.....L, 1-9
 2-5-60.....L, 3-5.....H
 2-6-60.....L, 0-7.....H
 1-13-61.....W, 1-0.....F
 1-14-61.....L, 3-7
 1-20-61.....W, 4-3.....H
 1-21-61.....L, 1-3.....H
 2-9-62.....L, 2-8
 2-10-62.....L, 2-3.....OT
 3-1-62.....L, 1-5.....N4
 1-25-63.....L, 2-6.....H
 1-26-63.....L, 2-6.....H
 2-21-64.....L, 3-7
 2-22-64.....L, 1-11
 2-19-65.....L, 3-4.....H
 2-20-65.....L, 4-5.....H
 2-18-66.....L, 4-8
 2-19-66.....L, 2-4
 3-5-66.....W, 4-3.....H1
 1-20-67.....W, 4-3.....H
 1-21-67.....T, 3-3.....HOT
 3-16-67.....W, 2-1.....A1 OT
 2-2-68.....L, 1-4
 2-3-68.....L, 2-6
 2-28-69.....L, 3-4.....H
 3-1-69.....L, 1-6.....H
 3-7-69.....L, 2-4.....N5
 2-6-70.....L, 1-8
 2-7-70.....L, 4-5.....OT
 12-4-70.....W, 8-6.....H
 12-5-70.....L, 2-4.....H
 12-29-71.....L, 2-3.....N1
 2-4-72.....W, 5-3
 2-5-72.....W, 5-3

12-1-72.....W, 6-2.....H

12-2-72.....W, 7-3.....H

3-5-73.....L, 2-7.....H1

3-6-73.....W, 3-1.....H1

12-28-73.....W, 5-4.....N1

2-1-74.....L, 4-5

2-2-74.....L, 6-8

3-9-74.....W, 8-6.....A1

3-10-74.....L, 2-6.....A1

11-8-74.....W, 4-2

11-9-74.....W, 5-4

1-31-75.....L, 2-5.....H

2-1-75.....L, 4-5.....HOT

3-8-75.....L, 4-6.....A1

3-9-75.....L, 4-9.....A1

11-14-75.....L, 1-5

11-15-75.....W, 4-2

1-16-76.....L, 7-8.....H

1-17-76.....L, 6-9.....H

11-5-76.....W, 4-3.....H

11-6-76.....L, 5-6.....HOT

2-18-77.....W, 5-3

2-19-77.....L, 2-9

11-18-77.....W, 6-5.....HOT

11-19-77.....L, 2-4.....H

1-13-78.....L, 4-5

1-14-78.....L, 5-9

11-10-78.....L, 6-10

11-11-78.....W, 5-4

2-9-79.....W, 4-3.....H
 2-10-79.....W, 5-3.....H
 11-9-79.....W, 5-4.....OT
 11-10-79.....L, 2-6
 1-18-80.....W, 4-3.....H
 1-19-80.....L, 0-6.....H
 11-26-80.....W, 8-2.....H
 11-27-80.....L, 2-4.....H
 1-23-81.....L, 0-5
 1-24-81.....L, 1-4
 12-11-81.....W, 6-1.....H
 12-12-81.....L, 3-4.....H
 12-29-81.....L, 3-6.....N2
 3-12-82.....W, 3-2.....N3
 11-27-82.....W, 6-3.....H
 11-28-82.....W, 3-2.....HOT
 12-29-82.....W, 5-3.....N2
 2-11-83.....L, 3-6
 2-12-83.....W, 5-4.....OT
 12-2-83.....W, 7-2.....H
 12-3-83.....W, 6-4.....H
 12-30-83.....W, 6-2.....N2
 2-3-84.....L, 4-6
 2-4-84.....L, 1-3
 3-2-84.....W, 5-3.....H2
 3-3-84.....W, 3-1.....H2
 12-29-84.....W, 7-0.....N2
 12-28-85.....W, 2-1.....N2 OT
 11-26-86.....W, 6-0.....H
 12-28-86.....W, 9-0.....N2
 12-29-87.....W, 5-2.....N2
 12-30-88.....W, 7-1.....N2
 12-29-89.....W, 3-2.....N2
 12-29-90.....L, 2-3.....N2
 12-27-91.....L, 5-6.....N2
 12-27-92.....W, 4-3.....N2
 12-29-93.....W, 3-2.....N2 OT
 12-29-95.....W, 3-2.....N2 OT
 12-28-96.....W, 4-3.....N2
 12-27-97.....W, 3-1.....N2
 12-29-99.....W, 6-3.....N2
 12-30-00.....W, 3-2.....N2 OT
 12-28-01.....W, 4-1.....N2
 12-92-02.....W, 6-2.....N2
 12-27-03.....W, 7-2.....N2
 12-29-06.....W, 3-2.....N2
 12-28-07.....L, 1-4.....N2
 12-29-09.....W, 10-1.....N2
 12-30-10.....W, 5-3.....N2
 12-29-11.....W, 3-1.....N2
 11-8-13.....L, 0-3
 11-9-13.....L, 2-3.....OT
 12-27-13.....T, 2-2 *.....N6 OT
 11-21-15.....L, 4-5.....HOT
 11-22-15.....T, 4-4.....HOT
 12-29-15.....L, 2-3.....N2 OT
 11-4-16.....W, 3-2.....HOT
 11-5-16.....L, 1-5.....H
 1-1-18.....L, 2-5.....N7
 12-30-19.....L, 2-4.....N7

N1 - Great Lakes Invitational; Olympia Stadium

N2 - Great Lakes Invitational; Joe Louis Arena

N3 - CCHA Tournament; Joe Louis Arena

N4 - WCHA Tournament; Ann Arbor, Mich.

N5 - WCHA Tournament; Madison, Wisc.

N6 - Great Lakes Invitational; Comerica Park

N7 - Great Lakes Invitational; Little Caesars Arena

H1 - WCHA Tournament; East Lansing

H2 - CCHA Tournament; East Lansing

F - Forfeit, Game score was 1-8

* - Shootout Loss

! - Played in Canton, N.Y.

W - Win

L - Loss

T - Tie

OT - Overtime

N1 - National Hockey League

N2 - National Hockey League

N3 - National Hockey League

N4 - National Hockey League

N5 - National Hockey League

N6 - National Hockey League

N7 - National Hockey League

N8 - National Hockey League

N9 - National Hockey League

N10 - National Hockey League

N11 - National Hockey League

N12 - National Hockey League

N13 - National Hockey League

N14 - National Hockey League

N15 - National Hockey League

N16 - National Hockey League

N17 - National Hockey League

N18 - National Hockey League

N19 - National Hockey League

N20 - National Hockey League

N21 - National Hockey League

N22 - National Hockey League

N23 - National Hockey League

N24 - National Hockey League

N25 - National Hockey League

N26 - National Hockey League

N27 - National Hockey League

N28 - National Hockey League

N29 - National Hockey League

N30 - National Hockey League

N31 - National Hockey League

N32 - National Hockey League

N33 - National Hockey League

N34 - National Hockey League

N35 - National Hockey League

N36 - National Hockey League

N37 - National Hockey League

N38 - National Hockey League

N39 - National Hockey League

N40 - National Hockey League

MINNESOTA

Won 50, Lost 120, Tied 16

Home.....30-49-8

Road.....18-63-8

Neutral.....2-8-0

2-19-26.....L, 0-2.....H

1-20-50.....L, 2-8.....H

1-21-50.....L, 1-11.....H

2-17-50.....L, 1-7.....H

2-18-50.....L, 0-8

1-26-51.....L, 3-9

1-27-51.....L, 2-6

2-9-51.....L, 3-7.....H

2-10-51.....L, 1-7.....H

2-8-52.....L, 2-9

2-9-52.....L, 4-6

2-22-52.....L, 4-5.....H

2-23-52.....L, 3-5.....H

1-9-53.....L, 1-3

1-10-53.....L, 0-5

3-6-53.....L, 3-7.....H

3-7-53.....L, 2-7.....H

1-22-54.....L, 4-5

1-23-54.....L, 3-8

1-29-54.....L, 2-7.....H

1-30-54.....L, 3-5.....H

2-4-55.....L, 0-7

2-5-55.....L, 2-3

2-25-55.....T, 5-5.....HOT

2-26-55.....L, 6-7.....H

12-22-55.....L, 1-7

12-23-55.....L, 3-4

2-13-56.....L, 1-2.....HOT

2-14-56.....L, 1-2.....HOT

2-1-57.....W, 2-1.....H

2-2-57.....W, 4-0.....H

3-1-57.....W, 4-2

3-2-57.....L, 2-3

1-10-58.....L, 3-4

1-11-58.....W, 3-2

2-28-58.....W, 4-3.....H

3-1-53.....L, 1-5.....H

1-9-59.....L, 3-7

1-10-59.....T, 3-3.....OT

1-23-59.....W, 5-4.....H

1-24-59.....W, 5-4.....H

2-19-60.....L, 0-5

2-20-60.....L, 3-10

3-4-60.....L, 4-5.....HOT

3-5-60.....W, 4-3.....H

12-2-60.....L, 3-6.....H

12-3-60.....L, 5-6.....HOT

1-27-61.....L, 2-5

1-28-61.....L, 3-7

ALL-TIME RECORDS VS. OPPONENTS



2-23-68	W, 5-2	H
2-24-68	L, 2-6	H
1-17-69	T, 2-2	OT
1-18-69	W, 2-1	OT
2-21-69	W, 2-1	H
2-22-69	L, 0-1	H
1-16-70	L, 2-3	H OT
1-17-70	W, 4-1	H
2-13-70	L, 0-8	H
2-14-70	L, 2-4	H
11-20-70	L, 3-4	H
11-21-70	W, 2-1	H
1-22-71	W, 8-4	H
1-23-71	L, 3-4	H
11-19-71	W, 3-2	H
11-20-71	L, 1-3	H
2-11-72	W, 7-2	H
2-12-72	W, 6-3	H
11-17-72	W, 5-3	H
11-18-72	T, 3-3	OT
1-5-73	W, 6-2	H
1-6-73	W, 3-1	H
11-23-73	L, 3-6	H
11-24-73	L, 3-4	H
1-18-74	L, 4-9	H
1-19-74	L, 3-6	H
11-1-74	L, 3-4	H OT
11-2-74	W, 4-3	H
2-21-75	L, 3-8	H
2-22-75	L, 2-4	H
11-21-75	W, 3-1	H
11-22-75	L, 2-4	H
2-6-76	W, 4-2	H
2-7-76	W, 5-4	OT
3-13-76	T, 2-2	H1
3-14-76	L, 6-7	H1 3OT
11-12-76	L, 3-6	H
11-13-76	L, 2-6	H
1-21-77	L, 3-4	H
1-22-77	L, 2-3	H OT
1-4-77	L, 1-4	H
1-5-77	W, 4-3	H OT
2-4-78	L, 0-10	H
2-5-78	L, 3-5	H
11-3-78	L, 4-6	H
11-4-78	L, 5-6	H OT
2-2-79	L, 4-7	H
2-3-79	L, 3-11	H
10-26-79	L, 8-9	H
10-27-79	L, 5-11	H
2-1-80	W, 7-6	H
2-2-80	L, 1-7	H
2-7-81	L, 3-8	H
2-8-81	L, 2-4	H
3-27-86	W, 6-4	N2
3-27-87	W, 5-3	N3
3-25-88	L, 2-4	A2
3-26-88	L, 3-4	A2
11-27-93	L, 5-6	N4
11-25-94	L, 2-3	N5
11-24-95	L, 5-6	N6 OT
11-30-96	L, 3-5	N7
3-22-97	L, 3-6	N8
11-30-97	W, 3-2	H2
11-29-98	L, 1-2	A3
11-27-99	W, 6-2	A2
11-24-00	W, 3-2	A3
11-25-01	T, 4-4	H2 OT
11-29-02	T, 5-5	A3 OT
11-28-03	L, 1-5	H2
11-27-04	L, 0-5	N5
11-26-05	T, 2-2	H2
11-24-06	L, 4-5	A3
11-23-07	T, 3-3	H2 OT
11-29-08	T, 4-4	A3 OT
11-28-09	L, 1-2	H2
11-26-10	W, 5-2	A3
11-25-11	W, 4-3	H
11-26-11	T, 4-4	H OT
10-12-12	L, 1-5	H
10-13-12	L, 1-7	H
12-6-13	T, 2-2	H OT

12-7-13	L, 2-3	H
1-31-14	T, 2-2	OT
2-1-14	L, 0-1	H
12-5-14	L, 0-5	H
12-6-14	T, 3-3	H
2-26-15	L, 3-5	H
2-27-15	W, 4-2	H
1-15-16	L, 2-5	H
1-16-16	L, 1-3	H
3-4-16	L, 2-4	H
3-5-16	W, 5-0	H
12-9-16	L, 2-4	H
12-10-16	L, 2-4	H
3-10-17	L, 0-4	H
3-11-17	T, 1-1	OT
11-3-17	L, 1-3	H
11-4-17	L, 0-4	H
1-18-18	L, 4-5	H
1-20-18	L, 1-2	N9
11-23-18	L, 2-7	H
11-24-18	W, 4-2	H
1-19-19	W, 5-3	H
1-20-19	W, 5-3	H
10-10-20	W, 4-1	H
1-11-20	L, 0-2	H
2-7-20	L, 1-4	H
2-8-20	W, 4-2	H
A1 - Big Ten Tournament; Minneapolis, Minn.		
A2 - NCAA Quarterfinals; Minneapolis, Minn.		
A3 - College Hockey Showcase; Minneapolis, Minn.		
H1 - WCHA Tournament; East Lansing, Mich.		
H2 - College Hockey Showcase; East Lansing, Mich.		
N1 - St. Paul Classic; St. Paul, Minn.		
N2 - NCAA Frozen Four; Providence, R.I.		
N3 - NCAA Frozen Four; Joe Louis Arena Hills, Mich.		
N5 - College Hockey Showcase; St. Paul, Minn.		
N6 - College Hockey Showcase; Milwaukee, Wis.		
N7 - College Hockey Showcase; Joe Louis Arena Hills, Mich.		
N8 - NCAA West Regional; Van Andel Arena; Grand Rapids, Mich.		
N9 - Madison Square Garden; New York		
! - Shootout win		

MINNESOTA-DULUTH

Won 33, Lost 20, Tied 0

Home 22-7-0

Road 11-11-0

Neutral 0-2-0

12-22-61	W, 5-2	H
12-23-61	W, 6-1	H
1-11-63	W, 5-4	H
1-12-63	L, 3-4	H
2-1-63	W, 5-4	H
2-2-63	W, 4-1	H
10-10-64	L, 2-5	H
1-11-64	L, 1-6	H
2-7-64	L, 1-6	H
2-8-64	W, 4-2	H
1-29-65	W, 5-4	H
1-30-65	L, 1-7	H
1-21-66	W, 6-5	H OT
1-22-66	W, 5-2	H
1-27-67	L, 5-6	OT
1-28-67	L, 3-7	H
12-1-67	L, 3-5	H
12-2-67	W, 6-2	H
1-31-69	W, 6-3	H
2-1-69	L, 1-6	H
2-27-70	W, 8-5	H
2-28-70	W, 3-1	H
2-5-71	W, 5-4	H
2-6-71	L, 4-8	H
3-12-71	L, 3-4	N1 OT
2-18-72	W, 6-1	H
2-19-72	W, 5-1	H
3-7-72	W, 4-2	H1

3-8-72	W, 4-2	H1
11-10-72	W, 5-4	H
11-11-72	W, 6-3	H
2-15-74	W, 6-2	H
2-16-74	W, 5-1	H
12-20-74	W, 4-3	H
12-21-74	W, 6-5	OT
1-24-75	W, 6-3	H
1-25-75	L, 5-8	H
12-12-75	L, 2-5	H
12-13-75	W, 8-5	H
2-4-77	W, 6-3	H
2-5-77	W, 8-3	H
12-2-77	L, 5-8	H
12-3-77	L, 6-10	H
1-7-78	W, 3-2	H OT
1-8-78	L, 5-7	H
2-16-79	W, 6-5	H
2-17-79	L, 3-5	H
1-11-80	W, 6-4	H
1-12-80	L, 7-8	OT
1-9-81	W, 4-0	H
1-10-81	L, 3-4	H
10-11-03	W, 5-4	H2
3-27-04	L, 0-5	N2
H1 - WCHA Tournament; East Lansing, Mich.		
H2 - IceBreaker Tournament; East Lansing, Mich.		
N1 - WCHA Tournament; Denver, Col.		
N2 - NCAA Regional; Grand Rapids, Mich.		

MINNESOTA STATE -

MANKATO

Won 2, Lost 0, Tied 0

Home 2-0-0

Road 0-0-0

Neutral 0-0-0

11-14-97	W, 5-2	H
11-15-97	W, 4-0	H

NEBRASKA-OMAHA

Won 19, Lost 11, Tied 2

Home 11-6-1

Road 4-5-1

Neutral 4-0-0

12-4-98	W, 2-0	H
12-5-98	W, 3-1	H
10-15-99	W, 5-2	H
10-16-99	W, 6-2	H
1-13-00	L, 3-4	H OT
1-14-00	W, 3-1	H
3-18-00	W, 6-0	N1
10-20-00	L, 1-2	H
10-21-00	W, 4-1	H
10-26-01	L, 3-4	H
10-27-01	L, 1-5	H
1-17-03	W, 5-2	H
1-18-03	W, 7-0	H
2-20-04	W, 3-0	H
2-21-04	W, 5-0	H
10-29-04	W, 5-2	H
10-30-04	L, 2-5	H
3-17-05	W, 5-0	N1
11-11-05	L, 4-7	H
11-12-05	L, 2-3	H OT
1-20-06	W, 4-3	OT
1-21-06	L, 2-3	H
2-2-07	W, 5-1	H
2-3-07	T, 3-3	OT
3-9-07	W, 4-2	A1
3-10-07	W, 4-1	A1
3-1-08	L, 4-5	H OT
3-2-08	W, 4-2	H
11-21-08	L, 1-7	H
11-22-08	L, 1-3	H
11-5-09	W, 3-0	H
11-6-09	T, 3-3	% H
A1 - CCHA Tournament; Omaha, Neb.		
N1 - CCHA Tournament; Joe Louis Arena		
% - shootout loss		

NEW HAMPSHIRE

Won 7, Lost 7, Tied 0

Home 4-1-0

Road 1-3-0

Neutral 2-3-0

12-20-69	L, 3-4	N1
12-29-69	L, 5-6	N2
12-17-76	W, 3-2	H
12-18-76	L, 4-11	H
3-19-82	L, 2-3	A1
3-20-82	L, 2-6	A1
4-1-99	L, 3-5	N3
10-17-04	W, 5-1	H
12-29-04	W, 4-3	N4 OT
3-25-06	W, 1-0	N5
11-7-14	W, 4-3	H
11-8-14	L, 2-5	H
11-6-15	W, 5-0	H
11-7-15	W, 7-4	H

A1 - NCAA Regional; Durham, N.H.

N1 - Great Lakes Invitational; Olympia

Stadium

N2 - Boston Invitational; Boston, Mass.

N3 - NCAA Frozen Four; Anaheim, Calif.

N4 - Great Lakes Invitational; Joe

Louis Arena

N5 - NCAA East Regional; Albany, N.Y.

NIAGARA

Won 2, Lost 1, Tied 1

Home 2-1-1

Road 0-0-0

Neutral 0-0-0

11-8-02	L, 1-2	H
11-9-02	W, 5-4	H OT
10-19-12	W, 3-2	H
10-20-12	T, 3-3	% H OT

- Shootout win

NORTH DAKOTA

Won 37, Lost 64, Tied 3

Home 21-24-1

Road 12-34-2

Neutral 4-6-0

2-10-50	L, 1-14	H
2-11-50	L, 3-12	H
1-4-51	L, 4-5	H
1-5-51	L, 3-7	H
1-11-52	L, 2-7	H
1-12-52	W, 4-3	H
12-26-52	L, 4-5	H
12-27-52	L, 4-5	OT
3-5-54	L, 5-6	H
3-6-54	W, 2-1	H OT
12-3-54	W, 6-2	H
12-4-54	L, 3-4	H
2-18-55	L, 2-3	OT
2-19-55	W, 2-1	H
12-2-55	L, 1-3	H
12-3-55	L, 4-5	H
11-30-56	L, 1-4	H
12-1-56	L, 0-1	H
3-8-57	W, 4-2	H
3-9-57	L, 0-3	H
1-24-58	L, 2-5	H
1-25-58	L, 3-6	H
2-21-58	L, 1-3	H
2-22-58	L, 2-3	H OT
12-5-58	W, 6-0	H
12-6-58	L, 4-5	H
2-13-59	W, 3-2	H
2-14-59	L, 2-4	H
3-14-59	L, 3-4	N1 OT
11-27-59	T, 2-2	OT
11-28-59	L, 1-5	H
1-8-60	L, 5-6	H
1-9-60	W, 4-3	H
2-10-61	L, 3-6	H
2-11-61	L, 3-4	H
2-24-61	L, 2-4	H
2-25-61	W, 6-1	H
12-1-61	W, 5-3	H

ALL-TIME RECORDS VS. OPPONENTS

12-2-61.....L, 4-6	12-26-58.....W, 7-1.....N1	10-25-08.....W, 2-0.....H	12-3-82.....L, 2-3
12-7-62.....L, 4-11.....H	12-26-61.....W, 13-4.....N1	3-6-09.....L, 3-5.....A1	12-4-82.....W, 7-3
12-8-62.....W, 6-5.....H	12-30-69.....W, 6-5.....N1	3-7-09.....L, 2-8.....A1	11-27-92.....W, 8-4
3-5-65.....L, 1-7.....A1	12-29-78.....W, 7-5.....H	12-4-09.....W, 1-0.....H	2-5-93.....W, 5-1.....H
3-6-65.....W, 6-4.....A1	12-30-78.....L, 2-5.....H	12-5-09.....L, 2-3.....OT	3-6-93.....W, 5-2.....H
12-3-65.....W, 11-5.....H	10-14-83.....W, 5-2.....H	2-11-11.....L, 2-4.....H	11-5-93.....W, 3-0.....H
12-4-65.....L, 3-5.....H	10-15-83.....W, 1-0.....H	2-12-11.....L, 5-6.....H	11-6-93.....T, 1-1.....OT
12-27-66.....W, 4-2.....N2	10-27-96.....L, 5-6.....H	11-18-11.....W, 4-2.....H	2-24-94.....T, 1-1.....OT
2-17-67.....L, 3-4.....OT	12-19-15.....L, 1-2.....H	11-19-11.....L, 1-2.....H	1-13-95.....W, 4-1.....H
2-18-67.....L, 1-5.....H	12-18-16.....L, 2-6.....H	1-13-12.....T, 5-5-!.....H OT	1-20-95.....W, 8-3
3-18-67.....W, 6-1.....N3	<i>N1 - Boston Invitational; Boston, Mass.</i>	1-14-12.....W, 2-1.....H	2-24-95.....W, 4-1.....H
12-8-67.....T, 2-2.....H OT		2-15-13.....L, 3-5.....H	10-31-95.....W, 6-2.....H
12-9-67.....L, 2-6.....H		2-16-13.....W, 4-2.....H	2-3-96.....W, 7-1.....H
3-5-68.....L, 2-5.....A1		12-30-15.....L, 1-2.....N1 OT	2-20-96.....T, 4-4.....OT
11-22-68.....L, 3-4.....H		10-12-18.....W, 4-2.....H	12-6-96.....W, 4-3.....H
11-23-68.....L, 4-7.....H		10-13-18.....L, 3-4.....H	1-28-97.....W, 3-0.....H
11-28-69.....W, 8-3.....H		10-11-19.....W, 5-3.....H	2-28-97.....W, 3-2.....H
11-29-69.....L, 2-4.....H		10-12-19.....L, 0-2.....H	10-31-97.....W, 5-1.....H
11-13-70.....L, 3-4.....OT		<i>N1 - Great Lakes Invitational; Joe Louis Arena</i>	11-1-97.....L, 1-6.....H
11-14-70.....L, 5-7.....H		<i>N2 - CCHA Tournament; Joe Louis Arena</i>	11-8-97.....W, 3-1.....H
1-7-72.....W, 7-1.....H		<i>H1 - CCHA Tournament; East Lansing, Mich.</i>	2-5-99.....T, 2-2.....OT
1-8-72.....W, 4-1.....H		<i>~ I - Shootout win</i>	2-12-99.....W, 1-0.....H
11-24-72.....W, 4-2.....H			2-19-99.....W, 3-1.....H
11-25-72.....L, 1-7.....H			12-4-99.....L, 0-1.....H
1-25-74.....W, 7-4.....H			12-5-99.....W, 4-1.....H
1-26-74.....W, 6-5.....H			3-3-00.....T, 4-4.....OT
11-15-74.....W, 7-4.....H			3-4-00.....W, 5-3.....H
11-16-74.....W, 6-2.....H			3-17-00.....W, 4-0.....N1
1-3-75.....W, 5-4.....H			10-26-00.....W, 5-1.....H
1-4-75.....W, 5-4.....H			10-27-00.....W, 3-2.....H
11-28-75.....W, 6-4.....H			2-8-02.....W, 2-0.....H
11-29-75.....W, 8-3.....H			2-9-02.....L, 2-3.....H
2-13-76.....L, 2-6.....H			1-24-03.....W, 2-1.....H
2-14-76.....W, 7-1.....H			1-25-03.....T, 3-3.....OT
11-26-76.....L, 2-6.....H			11-7-03.....W, 3-1.....H
11-27-76.....L, 4-5.....H			11-8-03.....T, 3-3.....H OT
2-25-77.....L, 3-6.....H			12-10-04.....L, 2-3.....OT
2-26-77.....W, 3-2.....H			12-11-04.....W, 4-1.....H
10-28-77.....W, 5-3.....H			3-4-05.....W, 3-2.....H
10-29-77.....L, 4-8.....H			3-5-05.....W, 2-1.....H
2-10-78.....L, 2-4.....H			2-3-06.....W, 3-2.....H
2-11-78.....W, 5-3.....H			2-4-06.....W, 2-1.....H
11-24-78.....W, 4-2.....H			11-17-06.....L, 1-4.....H
11-25-78.....L, 1-6.....H			11-18-06.....W, 2-0.....H
2-23-79.....L, 2-7.....H			3-24-07.....W, 2-1.....N2
2-24-79.....W, 6-5.....H			1-11-08.....W, 3-1.....H
11-23-79.....L, 2-9.....H			1-13-08.....T, 1-1.....OT
11-24-79.....W, 5-4.....H OT			3-29-08.....L, 1-3.....N3
3-7-80.....L, 1-8.....A1			2-27-09.....L, 0-5.....H
3-8-80.....L, 3-5.....A1			2-28-09.....L, 1-2.....H
10-31-80.....L, 3-6.....H			11-19-09.....T, 1-1 %.....H OT
11-1-80.....L, 4-7.....H			11-22-09.....L, 1-4.....N4
11-21-80.....L, 4-6.....H			1-15-10.....L, 2-5.....H
11-22-80.....L, 2-5.....H			1-16-10.....T, 4-4 %.....H OT
3-24-84.....L, 5-6.....N4 OT			11-19-10.....L, 2-6.....H
3-28-87.....L, 3-5.....N5			11-20-10.....L, 2-4.....H
12-29-88.....L, 3-7.....N6			2-24-12.....L, 0-2.....H
4-5-01.....L, 0-2.....N7			2-25-12.....W, 4-2.....H
12-29-01.....L, 4-5.....N6 OT			12-7-12.....L, 2-3.....H
10-9-05.....W, 3-0.....N8			12-8-12.....L, 1-5.....H
10-13-07.....L, 0-6.....H			1-11-13.....L, 0-1.....H
12-27-08.....W, 2-1.....N6			1-12-13.....W, 4-1.....H
11-27-15.....L, 1-3.....H			12-1-17.....L, 1-3.....H
11-29-15.....L, 1-4.....H			12-2-17.....L, 0-2.....H
11-25-16.....W, 4-3.....H			2-23-18.....L, 3-6.....H
11-26-16.....T, 2-2.....OT			2-24-18.....W, 4-3.....H

NORTHEASTERN

Won 6, Lost 4, Tied 0

Home 3-2-0

Road 0-2-0

Neutral 3-0-0

NORTHERN ARIZONA

Won 4, Lost 0, Tied 0

Home 2-2-0

Road 2-2-0

Neutral 0-0-0

NORTHERN MICHIGAN

Won 37, Lost 32, Tied 4

Home 21-12-3

Road 12-15-1

Neutral 4-5-0

NOTRE DAME

Won 64, Lost 51, Tied 14

Home 37-19-5

Road 24-30-9

Neutral 3-2-0

1-18-22.....L, 1-3.....H	1-18-23.....L, 1-3.....H	1-26-23.....L, 0-11.....H	1-15-27.....L, 1-3.....H	12-11-70.....W, 10-5.....H	12-12-70.....L, 3-4.....H	1-29-71.....W, 6-3.....H	1-30-71.....W, 6-4.....H	1-14-72.....W, 8-2.....H	1-15-72.....W, 4-1.....H	3-3-72.....W, 9-8.....OT	3-4-72.....L, 2-6.....H	1-26-73.....L, 5-8.....H	1-27-73.....L, 5-13.....H	2-16-73.....W, 10-2.....H	2-17-73.....L, 5-6.....H	11-9-73.....W, 8-5.....H	11-10-73.....W, 9-5.....H	2-8-74.....L, 3-8.....H	2-9-74.....W, 4-2.....H	11-29-74.....W, 5-3.....H	11-30-74.....T, 4-4.....H OT	2-7-75.....W, 7-3.....H	2-8-75.....W, 7-0.....H	10-31-75.....W, 6-2.....H	11-1-75.....W, 3-2.....H	2-20-76.....W, 7-6.....H	2-21-76.....L, 2-5.....H	10-29-76.....L, 3-7.....H	10-30-76.....W, 7-5.....H	1-14-77.....L, 2-5.....H	1-15-77.....L, 3-10.....H	11-25-77.....L, 3-4.....H	11-26-77.....L, 2-10.....H	2-24-78.....L, 0-2.....H	2-25-78.....W, 3-2.....H	11-17-78.....L, 1-9.....H	11-18-78.....L, 4-5.....H	1-12-79.....L, 2-3.....H	1-13-79.....W, 6-3.....H	11-16-79.....W, 5-4.....H	11-17-79.....L, 3-5.....H	2-22-80.....W, 7-6.....H	2-23-80.....L, 5-9.....H	12-3-80.....L, 3-4.....OT	12-12-80.....W, 1-0.....H	2-13-81.....L, 2-4.....H	2-14-81.....L, 2-4.....H	11-13-81.....W, 4-2.....H	11-14-81.....W, 8-4.....H	2-20-82.....W, 5-2.....H	2-22-82.....L, 2-3.....H	3-13-82.....W, 4-1.....N1
--------------------------	--------------------------	---------------------------	--------------------------	----------------------------	---------------------------	--------------------------	--------------------------	--------------------------	--------------------------	--------------------------	-------------------------	--------------------------	---------------------------	---------------------------	--------------------------	--------------------------	---------------------------	-------------------------	-------------------------	---------------------------	------------------------------	-------------------------	-------------------------	---------------------------	--------------------------	--------------------------	--------------------------	---------------------------	---------------------------	--------------------------	---------------------------	---------------------------	----------------------------	--------------------------	--------------------------	---------------------------	---------------------------	--------------------------	--------------------------	---------------------------	---------------------------	--------------------------	--------------------------	---------------------------	---------------------------	--------------------------	--------------------------	---------------------------	---------------------------	--------------------------	--------------------------	---------------------------

ALL-TIME RECORDS VS. OPPONENTS

N5-Big Ten Tournament; Notre Dame, Ind.
#-shootout win
%-shootout loss

OHIO STATE

Won 91, Lost 49, Tied 13

Home 45-19-7

Road 40-25-6

Neutral 6-5-0

12-7-57.....W, 18-0	
1-31-58.....W, 17-3	
1-16-64.....W, 10-2	
12-29-67.....W, 7-0.....N1	
11-27-70.....W, 4-2.....H	
11-28-70.....W, 6-1.....H	
11-3-72.....L, 6-7	
11-4-72.....L, 4-6	
12-18-72.....W, 7-2.....N2	
10-24-75.....W, 4-2.....H	
10-25-75.....T, 6-6.....H OT	
10-22-76.....W, 8-1.....H	
10-23-76.....W, 8-4.....H	
10-20-78.....W, 4-1.....H	
10-21-78.....W, 5-1.....H	
1-22-82.....W, 7-3	
1-23-82.....L, 1-4	
10-29-82.....W, 5-2.....H	
10-30-82.....W, 5-1.....H	
1-31-83.....W, 8-3.....N3	
1-13-84.....L, 2-4	
1-14-84.....W, 5-3	
3-9-84.....W, 8-1.....N3	
10-12-84.....W, 5-4.....OT	
10-14-84.....W, 6-3	
12-14-84.....W, 7-0.....H	
12-15-84.....W, 9-1.....H	
3-8-85.....W, 8-0.....N3	
10-11-85.....W, 6-2	
10-12-85.....W, 5-2	
12-14-85.....W, 6-5.....H OT	
12-15-85.....W, 8-0.....H	
10-10-86.....W, 8-4.....H	
10-11-86.....W, 6-4.....H	
2-20-87.....W, 8-4	
2-21-87.....L, 5-7	
10-9-87.....W, 9-4	
10-10-87.....T, 6-6.....OT	
2-26-88.....W, 7-4.....H	
2-27-88.....W, 6-5.....H	
11-25-88.....W, 5-3	
11-26-88.....W, 9-4	
2-3-89.....W, 6-2.....H	
2-4-89.....W, 4-2.....H	
3-3-89.....W, 9-5.....H1	
3-4-89.....W, 11-4.....H1	
11-24-89.....W, 8-2.....H	
11-25-89.....W, 6-1.....H	
2-2-90.....W, 9-2	
2-3-90.....W, 4-2	
12-7-90.....L, 3-5	
12-8-90.....T, 2-2.....OT	
1-4-91.....W, 5-0.....OT	
1-5-91.....W, 3-1.....H	
12-6-91.....W, 12-4.....H	
12-7-91.....W, 6-3.....H	
10-1-92.....T, 6-6.....OT	
1-11-92.....W, 5-3	
1-23-93.....W, 8-2	
1-21-93.....W, 7-2.....H	
1-23-93.....W, 7-1.....H	
1-7-94.....W, 7-3	
1-29-94.....W, 7-4	
2-4-94.....L, 4-5.....H	
11-5-94.....W, 5-3.....H	
12-2-94.....W, 8-2.....H	
3-3-95.....W, 4-3.....OT	
11-10-95.....W, 4-3.....H OT	
12-1-95.....W, 5-2	
12-2-95.....W, 5-1	
1-24-97.....W, 3-0.....H	
1-25-97.....L, 2-3.....H	
2-23-97.....L, 3-8.....A1	

11-21-97.....W, 2-1	
2-6-98.....L, 2-4	
2-14-98.....W, 4-1.....H	
3-21-98.....W, 3-2.....N3 OT	
3-28-98.....L, 3-4.....N4 OT	
10-24-98.....T, 4-4.....H OT	
11-6-98.....W, 3-1.....H	
11-13-98.....L, 2-3	
10-22-99.....W, 1-0	
10-23-99.....W, 6-0	
2-23-01.....W, 5-2	
2-24-01.....W, 7-2	
1-25-02.....W, 3-1.....H	
1-26-02.....W, 5-1.....H	
2-1-02.....T, 3-3.....OT	
2-2-02.....T, 3-3.....OT	
11-15-02.....L, 2-5	
11-16-02.....L, 1-4	
10-17-03.....L, 0-5.....H	
10-18-03.....L, 1-4.....H	
1-23-04.....W, 4-2	
1-24-04.....W, 3-0	
2-18-05.....W, 6-3.....H	
2-19-05.....L, 1-5.....H	
3-18-05.....L, 1-4.....N3	
11-15-05.....L, 2-3	
2-9-05.....W, 4-3	
12-1-06.....W, 4-1.....H	
12-2-06.....L, 1-4.....H	
1-18-08.....W, 4-1	
1-19-08.....W, 4-0	
11-7-08.....L, 0-3	
11-8-08.....L, 1-3	
1-23-09.....T, 1-1 #.....H OT	
2-14-09.....W, 2-1.....H	
1-22-10.....W, 5-2.....H	
1-23-10.....L, 2-4.....H	
11-12-10.....L, 3-4.....H OT	
11-13-10.....W, 4-0.....H	
2-4-11.....W, 2-0	
2-5-11.....L, 2-4	
10-20-11.....W, 3-0.....H	
10-21-11.....L, 2-5.....H	
2-3-12.....W, 6-3	
2-4-12.....W, 3-2	
11-30-12.....L, 0-1.....H	
12-1-12.....L, 1-3.....H	
1-10-14.....L, 3-5	
1-11-14.....T, 1-1 #.....OT	
2-7-14.....T, 2-2 *.....H OT	
2-8-14.....T, 2-2 *.....H OT	
3-20-14.....L, 1-2.....N5 OT	
11-20-14.....W, 3-1	
11-21-14.....L, 0-3	
1-23-15.....W, 4-1.....H	
1-24-15.....W, 2-0.....H	
1-29-16.....W, 4-2	
1-30-16.....L, 1-2	
3-11-16.....L, 5-6.....H OT	
3-12-16.....T, 1-1 #.....H OT	
3-17-16.....L, 3-4.....N5 OT	
2-17-17.....L, 2-3.....H	
2-18-17.....L, 3-4.....H	
3-3-17.....W, 5-4	
3-4-17.....L, 3-5	
3-16-17.....L, 3-6.....N6	
1-5-18.....L, 1-4.....H	
1-6-18.....L, 3-5.....H	
2-2-18.....L, 2-4	
2-3-18.....W, 6-3	
3-2-18.....L, 2-6.....N7	
3-3-18.....L, 3-4.....N7 OT	
1-4-19.....T, 7-7 %.....H OT	
1-5-19.....L, 0-6.....H	
3-1-19.....L, 1-5	
3-2-19.....W, 3-2	
11-30-19.....L, 1-3	
12-1-19.....L, 0-2	
2-21-20.....L, 0-1.....H	
2-22-20.....L, 2-4.....H	
N1-Big Ten Tournament; Minneapolis, Minn.	

N2-Cleveland Holiday Tournament;
Cleveland, Ohio

N3-CCHA Tournament; Joe Louis Arena

N4-NCAA West Regional; Ann Arbor, Mich.

N5-Big Ten Tournament; St. Paul, Minn.

N6-Big Ten Tournament; Joe Louis Arena

N7-Big Ten Tournament; Columbus, Ohio

A1-Ohio Expo Center; Columbus, Ohio

H1-CCHA Tournament; East Lansing, Mich.

#-Shootout win

%-Shootout loss

%3-on-3 OT win

OHIO UNIVERSITY

Won 10, Lost 0, Tied 0

Home 6-0-0

Road 4-0-0

1-6-61.....W, 12-0.....H	
1-7-61.....W, 8-1.....H	
2-17-61.....W, 14-1	
2-18-61.....W, 12-4	
12-13-63.....W, 6-4.....H	
12-14-63.....W, 7-1.....H	
1-17-64.....W, 11-1	
1-18-64.....W, 7-4	
12-4-64.....W, 12-0.....H	
12-5-64.....W, 13-1.....H	

ONTARIO AGRICULTURAL COLL

Won 15, Lost 0, Tied 0

Home 15-0-0

Road 0-0-0

12-1-50.....W, 9-5.....H	
12-2-50.....W, 12-3.....H	
1-12-51.....W, 3-1.....H	
11-29-51.....W, 8-2.....H	
11-30-51.....W, 7-4.....H	
1-22-53.....W, 13-1.....H	
1-23-53.....W, 7-1.....H	
12-4-53.....W, 13-4.....H	
12-5-53.....W, 6-1.....H	
3-4-55.....W, 9-2.....H	
3-5-55.....W, 3-2.....H	
3-2-56.....W, 4-2.....H	
3-3-56.....W, 7-4.....H	
1-11-57.....W, 14-2.....H	
1-12-57.....W, 6-1.....H	

PENN STATE

Won 11, Lost 15, Tied 4

Home 8-7-1

Road 3-8-3

Neutral 0-0-0

1-25-13.....W, 5-3.....H	
1-26-13.....L, 2-3.....H	
1-17-14.....W, 3-0.....H	
1-18-14.....W, 3-2.....H	
2-14-14.....T, 2-2!.....OT	
2-15-14.....W, 2-1	
1-16-15.....T, 2-2!.....OT	
1-17-15.....L, 2-5	
2-13-15.....W, 3-0.....H	
2-14-15.....W, 3-2.....H	
12-4-15.....L, 2-4	
12-5-15.....L, 1-6	
12-16-16.....L, 1-6.....H	
12-13-16.....T, 2-2 %.....H OT	
1-13-17.....L, 2-5	
1-14-17.....L, 3-5	
2-24-17.....L, 2-4.....H	
2-25-17.....L, 1-4.....H	
11-24-17.....L, 2-7	
11-25-17.....T, 2-2!.....OT	
2-16-18.....W, 4-2.....H	
2-17-18.....L, 2-3.....H	
1-11-19.....L, 2-4	
1-12-19.....W, 6-4	
2-15-19.....W, 5-3.....H	
2-16-19.....L, 3-5.....H	
11-8-19.....W, 2-0	
11-9-19.....L, 4-6	

1-24-20.....W, 4-2.....H

1-25-20.....L, 1-2.....H OT

!-Shootout win

%-Shootout loss

POLISH NATIONAL TEAM

Won 1, Lost 0, Tied 0

Home 1-0-0

Road 0-0-0

2-8-80.....W, 5-1.....H Exh

PRINCETON

Won 7, Lost 1, Tied 0

Home 4-0-0

Road 1-1-0

Neutral 2-0-0

1-2-59.....W, 7-4.....N1	
12-19-69.....W, 2-1.....N2	
1-4-80.....W, 6-1.....H	
11-29-13.....W, 4-1.....H	
12-1-13.....W, 8-2.....H	
11-28-14.....L, 1-3	
11-29-14.....W, 4-2	
10-28-16.....W, 6-2.....H	

N1-RPI Tournament; Troy, N.Y.

N2-Great Lakes Invitational; Olympia Stadium

PROVIDENCE

Won 1, Lost 3, Tied 0

Home 1-1-0

Road 0-0-0

Neutral 0-2-0

1-2-65.....L, 5-6.....N1 OT	
3-23-85.....W, 3-2.....H1	
3-24-85.....L, 2-4.....H1	
12-29-07.....L, 3-5.....N2	

H1-NCAA Tournament; East Lansing, Mich.

N1-Brown Tournament; Providence, R.I.

N2-Great Lakes Invitational; Joe Louis Arena

QUEEN'S

Won 2, Lost 0, Tied 0

Home 1-0-0

Road 0-0-0

Neutral 1-0-0

12-28-61.....W, 6-1.....N1	
9-29-01.....W, 14-1.....H Exh	

N1-Boston Invitational; Boston, Mass.

QUINNIPIAC

Won 10, Lost 0, Tied 0

Home 2-0-0

Road 0-0-0

Neutral 0-0-0

1-4-02.....W, 4-1.....H	
1-5-02.....W, 3-1.....H	

ROBERT MORRIS

Won 2, Lost 0, Tied 0

Home 2-0-0

Road 0-0-0

Neutral 0-0-0

10-28-11.....W, 5-2.....H	
10-29-11.....W, 6-2.....H	

RENSSELAER (RPI)

Won 4, Lost 1, Tie 1

Home 1-0-1

Road 1-1-0

Neutral 2-0-0

11-6-54.....L, 0-3	
1-3-59.....W, 10-3	
12-29-85.....W, 8-3.....N1	
1-21-00.....T, 2-2.....H OT	
1-22-00.....W, 4-1.....H	
12-30-09.....W, 6-1.....N1	

N1-GLJ; Joe Louis Arena

SACRED HEART

Won 1, Lost 0, Tied 0

Home 1-0-0

Road 0-0-0

10-28-06.....W, 7-5.....H

ALL-TIME RECORDS VS. OPPONENTS

ST. LAWRENCE

Won 16, Lost 7, Tied 0

Home: 2-1-0

Road: 14-6-0

12-5-52.....W, 3-2.....H
11-27-53.....L, 3-5
11-30-53.....W, 5-1
11-29-54.....W, 5-4
11-24-55.....W, 2-0
11-24-60.....W, 8-5
11-26-60.....L, 2-6
11-23-61.....W, 3-2
11-25-61.....W, 3-2.....OT
11-22-62.....W, 7-3
11-24-62.....L, 4-5
11-28-63.....W, 5-1
11-30-63.....L, 3-5
11-26-64.....W, 6-5
11-28-64.....W, 8-5
11-25-65.....L, 3-5
11-27-65.....W, 6-4
11-23-67.....W, 7-4
11-25-67.....W, 3-2
11-28-68.....W, 5-1
11-30-68.....L, 0-3
10-15-04.....L, 1-3.....H
10-27-06.....W, 5-3.....H

TEAM CANADA

Won 1, Lost 4, Tied 0

Home: 1-4-0

Road: 0-0-0

11-15-85.....L, 3-5.....H Exh
11-16-85.....W, 5-4.....H OT Exh
1-30-87.....L, 3-5.....H Exh
1-31-87.....L, 3-6.....H Exh
2-22-96.....L, 1-7.....H Exh

TORONTO

Won 4, Lost 3, Tied 2

Home: 3-3-2

Road: 0-0-0

Neutral: 1-0-0

12-12-52.....T, 6-6.....H OT
10-21-77.....L, 1-3.....H
10-22-77.....L, 3-4.....H OT
12-10-83.....W, 5-2.....H
12-11-83.....L, 1-7.....H
12-20-90.....W, 4-3.....=
10-10-04.....W, 7-2.....H Exh
10-2-16.....T, 2-2.....H Exh
10-7-17.....W, 0-0.....H Exh

= Great Western Freezeout, Inglewood, Calif.

UNION

Won 0, Lost 1, Tied 0

Home: 0-0-0

Road: 0-0-0

Neutral: 0-1-0

3-23-11.....L, 1-3.....IB

IB - NCAA East Regional, Bridgeport, CT.

U.S. INTERNATIONAL

Won 2, Lost 0, Tied 0

Home: 2-0-0

2-5-88.....W, 5-1.....H

2-6-88.....W, 6-2.....H

U.S. NTDP

Won 10, Lost 6, Tied 0

Home: 9-6-0

Road: 1-0-0

10-3-00.....L, 4-6.....H Exh
10-5-02.....W, 4-3.....H Exh
12-17-03.....W, 2-1.....H Exh
1-28-05.....L, 3-4.....H Exh
10-25-05.....W, 5-2.....H Exh
10-19-06.....L, 4-5.....H Exh
12-16-08.....L, 2-4.....H Exh
1-4-10.....W, 8-2.....H Exh
1-22-13.....L, 0-3.....H Exh
3-1-14.....L, 3-4.....H Exh OT

1-9-15.....W, 4-1.....H Exh
1-23-16.....W, 3-2.....H Exh OT
12-4-16.....W, 5-1.....H Exh
12-16-17.....W, 3-0.....Exh
12-15-18.....W, 1-0.....H Exh
10-18-19.....W, 2-1.....H Exh

U.S. OLYMPIC TEAM

Won 0, Lost 4, Tied 1

Home: 0-4-0

Neutral: 0-0-1

10-29-75.....L, 6-13.....H Exh
1-5-83.....L, 2-9.....H Exh
1-16-84.....L, 2-6.....H Exh
11-20-87.....T, 3-3.....J Exh OT
11-22-87.....L, 4-10.....H Exh

N1 - Joe Louis Arena; Detroit, Mich.

WATERLOO

Won 1, Lost 0, Tied 0

Home: 0-0-0

Road: 0-0-0

Neutral: 1-0-0

12-20-91.....W, 9-4.....N1

N1 - Great Western Freezeout, Inglewood, Calif.

WAYNE STATE

Won 4, Lost 1, Tied 0

Home: 3-1-0

Road: 0-0-0

Neutral: 1-0-0

11-20-03.....L, 2-3.....H OT
11-21-03.....W, 7-2.....H
10-8-05.....W, 5-1.....N1
1-6-06.....W, 3-1.....H
1-7-06.....W, 5-1.....H

N1 - Lefty McFadden Invitational;

Dayton, Ohio

WESTERN MICHIGAN

Won 65, Lost 34, Tied 9

Home: 36-6-6

Road: 26-24-2

Neutral: 3-3-1

10-19-79.....W, 7-6
10-20-79.....L, 6-8.....H
1-8-82.....L, 2-3.....H
1-9-82.....W, 4-3.....H
2-12-82.....W, 6-2.....H
2-13-82.....W, 7-3.....H
1-21-83.....W, 8-0.....H
1-22-83.....W, 6-4.....H
10-21-83.....W, 5-2.....H
10-22-83.....W, 5-2.....H
3-10-84.....W, 5-0.....N1
10-19-84.....W, 6-4.....H
10-20-84.....L, 2-3.....H
1-4-85.....W, 4-3.....H OT
1-6-85.....W, 7-3.....H
10-18-85.....L, 1-5.....H
10-19-85.....W, 4-3.....H
1-4-86.....W, 4-2.....H
1-5-86.....W, 8-5.....H
3-8-86.....L, 1-3.....N1
10-31-86.....W, 6-3.....H
11-1-86.....W, 7-3.....H
12-27-86.....L, 3-7.....N2
1-9-87.....W, 8-6.....H
1-10-87.....W, 5-4.....OT
3-6-87.....W, 6-3.....N1
10-30-87.....W, 4-2.....H
10-31-87.....W, 4-0.....H
1-15-88.....W, 7-6.....H
1-16-88.....W, 3-2.....H
3-12-88.....W, 9-6.....N1
1-4-88.....W, 8-1.....H
11-5-88.....W, 12-1.....H
1-13-89.....T, 5-5.....H OT
1-14-89.....L, 2-4.....H
11-3-89.....W, 6-4.....H
11-4-89.....W, 5-4.....H OT

1-12-90.....W, 11-2.....H
1-13-90.....W, 6-3.....H
10-26-90.....T, 3-3.....H OT
10-27-90.....W, 3-2.....H
1-25-91.....L, 2-3.....H
1-26-91.....L, 1-8.....H
3-1-91.....L, 3-4.....A1
3-2-91.....L, 2-4.....A1
11-22-91.....W, 4-3.....H OT
11-23-91.....L, 2-5.....H
1-4-92.....W, 5-2.....H
1-6-92.....W, 5-4.....OT
11-6-92.....L, 3-5.....H
11-13-92.....W, 4-2.....H
2-6-93.....L, 0-2.....H
12-10-93.....L, 1-2.....H
12-11-93.....L, 0-2.....H
3-4-94.....W, 5-2.....H
10-28-94.....W, 3-2.....H
1-28-95.....W, 8-1.....H
2-17-95.....W, 4-1.....H
12-8-95.....W, 3-0.....H
2-9-96.....L, 1-7.....H
2-10-96.....W, 3-2.....H
10-19-96.....W, 3-1.....H
1-31-97.....L, 2-3.....OT
2-7-97.....L, 2-5.....H
3-7-97.....W, 4-1.....H1
3-8-97.....W, 3-1.....H1
10-17-97.....T, 2-2.....H OT
10-18-97.....W, 2-0.....H
2-13-98.....W, 4-2.....H
10-16-98.....T, 1-1.....H OT
11-21-98.....W, 4-1.....H
2-27-98.....W, 4-2.....H
1-28-00.....T, 2-2.....OT
1-29-00.....L, 2-3.....OT
11-17-00.....T, 2-2.....H OT
2-16-01.....L, 2-4.....H
1-11-02.....W, 6-3.....H
1-12-02.....L, 0-2.....H
3-7-03.....W, 4-0.....H
3-8-03.....W, 8-5.....H
10-24-03.....W, 4-2.....H
10-25-03.....W, 7-3.....H
1-14-05.....L, 4-5.....H
1-15-05.....W, 3-1.....H
11-18-05.....T, 3-3.....H
11-19-05.....L, 3-5.....H
10-13-06.....W, 4-1.....H
10-14-06.....L, 2-3.....H
2-16-07.....L, 3-4.....H
2-17-07.....L, 0-2.....H
2-15-08.....W, 3-0.....H
2-16-08.....W, 4-2.....H
10-31-08.....W, 3-1.....H
11-1-08.....T, 2-2.....~1
10-30-09.....W, 2-1.....H
10-31-09.....W, 5-3.....H
11-5-10.....L, 3-4.....H
11-6-10.....L, 1-3.....H
11-11-11.....W, 3-2.....H
11-12-11.....W, 4-2.....H
12-29-12.....T, 1-1.....# N2 OT
3-1-13.....L, 2-5.....H
3-2-13.....W, 1-0.....H
11-22-13.....L, 0-2.....H
11-23-13.....L, 1-4.....H
12-29-16.....L, 1-4.....N2
10-20-17.....W, 6-4.....H
10-21-17.....L, 1-3.....H

N1 - CCHA Tournament; Joe Louis Arena

N2 - Great Lakes Invitational; Joe

Louis Arena

A1 - CCHA Tournament; Kalamazoo, Mich.

H1 - CCHA Tournament; East Lansing, Mich.

~1 - Shootout win

- Shootout loss

WESTERN ONTARIO

Won 15, Lost 4, Tied 0

Home: 13-3-0

Road: 0-1-0

Neutral: 2-0-0

2-28-50.....L, 5-9.....H
3-2-50.....L, 2-12.....H
1-28-55.....L, 1-8.....H
1-29-55.....W, 4-2.....H
12-22-66.....W, 5-4.....N1 OT
12-27-72.....W, 7-2.....N2
11-2-73.....W, 6-1.....H
11-3-73.....W, 4-3.....H
11-16-84.....W, 4-3.....H
10-23-92.....W, 7-2.....H
12-10-94.....W, 8-2.....H
10-12-96.....W, 7-2.....H
10-13-98.....W, 5-0.....H Exh
10-6-00.....W, 6-0.....H Exh
10-08-02.....W, 6-2.....H Exh
10-14-05.....W, 4-2.....H Exh
10-6-08.....W, 4-3.....H Exh
10-5-09.....W, 5-2.....H Exh
10-8-10.....L, 3-5.....H Exh
10-3-11.....W, 6-1.....H Exh
10-9-13.....W, 4-1.....H Exh
10-4-15.....W, 2-1.....H Exh

N1 - Great Lakes Invitational

N2 - IMA Tournament; Flint, Mich.

WILFRID LAURIER

Won 1, Lost 0, Tied 0

Home: 1-0-0

Road: 0-0-0

Neutral: 0-0-0

10-6-06.....W, 11-2.....H Exh

WINDSOR

Won 3, Lost 0, Tied 1

Home: 3-0-1

Road: 0-0-0

Neutral: 0-0-0

10-5-03.....W, 6-0.....H Exh
10-8-12.....W, 6-1.....H Exh
10-7-14.....T, 2-2.....H Exh OT
10-7-18.....W, 3-1.....H Exh

WISCONSIN

Won 59, Lost 56, Tied 4

Home: 31-20-2

Road: 19-32-2

Neutral: 9-4-0

12-11-64.....W, 9-2.....H
12-12-64.....W, 9-0.....H
2-12-65.....W, 8-4.....H
2-13-65.....W, 9-3.....H
2-11-66.....W, 3-1.....N^
2-12-66.....W, 5-3.....H
3-3-67.....W, 7-3.....H
3-4-67.....W, 4-3.....H
12-30-67.....W, 4-3.....N1
3-1-68.....L, 3-5.....H
3-2-68.....W, 3-1.....H
12-20-68.....L, 4-6.....N2
12-26-68.....W, 3-2.....A1
2-7-69.....L, 1-2.....H
2-8-69.....W, 4-3.....H
12-23-69.....L, 3-6.....N3
1-2-70.....W, 4-3.....H
1-3-70.....W, 6-4.....H
3-6-70.....L, 0-5.....H
3-7-70.....L, 3-4.....H
1-15-71.....W, 3-3.....H
1-16-71.....L, 2-3.....H
2-26-71.....W, 4-2.....H
2-27-71.....W, 6-5.....H OT
12-3-71.....L, 1-4.....H
12-4-71.....L, 3-4.....H
2-25-72.....L, 0-5.....H
2-27-72.....L, 4-6.....H
1-12-73.....L, 3-4.....H
1-13-73.....W, 7-5.....H





2-9-73	L, 2-5
2-10-73	L, 4-6
11-30-73	T, 6-6.....OT
12-1-73	L, 2-4
1-4-74	W, 5-4.....H
1-5-74	W, 7-6.....H
3-5-74	W, 4-1.....H1
3-6-74	L, 3-4.....H1
11-22-74	L, 3-4
11-23-74	L, 4-5
2-14-75	W, 3-1.....H
2-15-75	L, 5-7.....H
3-4-75	L, 4-5.....A2
3-5-75	W, 7-4.....A2
11-7-75	W, 5-4
11-8-75	W, 6-5.....OT
1-30-76	W, 5-4.....H OT
1-31-76	W, 5-3.....H
3-10-76	W, 6-4.....H1
3-11-76	W, 6-4.....H1
11-19-76	W, 5-2.....H
11-20-76	L, 0-8.....H
1-28-77	L, 6-10
1-29-77	L, 2-9
12-9-77	L, 2-6.....H
12-10-77	L, 3-7.....H
1-20-78	T, 5-5.....OT
1-21-78	L, 2-8
12-1-78	W, 6-5.....H
12-2-78	L, 1-5.....H
1-5-79	L, 4-6
1-6-79	L, 3-13
11-2-79	L, 4-6.....H
11-3-79	W, 5-4.....H
12-29-79	L, 4-10.....N4
1-25-80	W, 5-4
1-26-80	L, 2-9
2-20-81	W, 5-3
2-21-81	L, 4-5
12-30-87	L, 3-4.....N4
11-26-93	W, 4-2.....N5
11-26-94	W, 3-2.....N6
3-24-95	L, 3-5.....A3
11-25-95	W, 5-4.....N7
11-29-96	W, 3-1.....N8
10-11-97	W, 2-1.....N9
11-28-97	W, 2-0.....H2
11-27-98	W, 3-1.....A4
11-26-99	L, 1-5.....H2
11-26-00	W, 6-2.....A4
3-25-01	W, 5-1.....N10
11-23-01	W, 2-1.....H2
11-30-02	W, 2-1.....A4 OT
11-29-03	L, 1-2.....H2 OT
11-26-04	W, 4-0.....N7
11-25-05	L, 1-3.....H2
11-12-06	L, 0-2.....A4
11-24-07	T, 4-4.....H2 OT
11-28-08	L, 1-3.....A4
11-27-09	L, 3-7.....H2
11-27-10	L, 1-4.....A4
2-21-14	L, 2-5
2-22-14	L, 0-2
3-14-14	W, 5-4.....H OT
3-15-14	L, 3-4.....H
2-20-15	L, 1-2
2-21-15	W, 3-0
3-6-15	W, 3-0.....H
3-7-15	W, 3-0.....H
12-11-15	W, 4-3.....H
12-12-15	L, 0-3.....H
2-19-16	W, 4-3
2-20-16	W, 3-1
1-6-17	L, 1-5
1-7-17	L, 1-5
2-3-17	L, 3-6.....H
2-4-17	L, 3-4.....H OT
11-10-17	L, 3-6.....H
11-11-18	W, 2-0.....H
1-12-18	W, 2-0
1-13-18	L, 2-5
12-7-18	L, 3-5

12-8-18	L, 0-3
2-1-19	W, 4-1.....H
2-2-19	T, 2-2 *.....H OT
12-6-19	W, 3-0.....H
12-7-19	W, 5-4.....H OT
1-17-20	W, 4-0
1-18-20	L, 1-3
A1 - Big Ten Tournament; Madison, Wis.	
A2 - WCHA Tournament; Madison, Wis.	
A3 - NCAA West Regional; Madison, Wis.	
A4 - College Hockey Showcase; Madison, Wis.	
H1 - WCHA Tournament; East Lansing, Mich.	
H2 - College Hockey Showcase; East Lansing, Mich.	
N1 - Game played in Milwaukee, Wis.	
N1 - Big Ten Tournament; Minneapolis, Minn.	
N2 - Great Lakes Invitational; Olympia Stadium	
N3 - Big Ten Tournament; Ann Arbor, Mich.	
N4 - GLI; Joe Louis Arena	
N5 - College Hockey Showcase; Auburn Hills, Mich.	
N6 - College Hockey Showcase; St. Paul, Minn.	
N7 - College Hockey Showcase; Milwaukee, Wis.	
N8 - College Hockey Showcase; Joe Louis Arena	
N9 - Ice Breaker Invitational; Milwaukee, Wis.	
N10 - NCAA West Regional; Grand Rapids, Mich.	
*. Shootout loss	

YALE

Won 2, Lost 0, Tied

Home: 2-0-0

Road: 0-0-0

Neutral: 0-0-0

1-5-01 W, 5-0.....H

1-6-01 W, 4-0.....H

Michigan
State



THE HISTORY

SPARTAN HOCKEY

SPARTAN HOCKEY TIMELINE OF TRADITION

Michigan State has long been at the forefront of collegiate hockey success. Spartan hockey ranks among the winningest programs in NCAA history, and both teams and players alike have reached the pinnacle of achievement. From its championship tradition to record-setting players and coaches, Spartan hockey truly embodies a Commitment to Excellence.



Carl Moore played on MSU's first team in 1922, and captained the team in 1926.

Jan. 11, 1922 – Michigan State plays its first intercollegiate hockey game, falling to Michigan, 5-1.

Feb. 11, 1923 – MSU gets its first win, 6-1 over the Lansing Independents.

Jan. 12, 1950 – MSU plays its first game since 1930, losing to Michigan Tech, 6-2.

Nov. 29, 1951 – MSU plays its first game under legendary coach Amo Bessone, defeating Ontario Agricultural College, 8-2 at home.

March 16, 1967 – MSU, fifth in the WCHA regular season, defeats champion Michigan Tech, 2-1 in overtime, to win the playoffs for the second straight season. Doug Volmar nets both goals, including the winner at 5:44 of overtime.

March 18, 1967 – After falling to Boston University in the NCAA semifinals, MSU captures third place with a 6-1 win over North Dakota in the NCAA consolation game.

Nov. 10, 1973 – Tom Ross ties the school record with five goals in a 9-5 win over Notre Dame at MSU Ice Arena.

Dec. 28, 1973 – MSU wins its first Great Lakes Invitational, defeating Michigan Tech, 5-4, in the finals.

Oct. 25, 1974 – Munn Ice Arena hosts its first game, a 4-3 MSU loss to Laurentian. The arena is dedicated a week later, on Nov. 1, 1974.

Nov. 16, 1974 – The first sellout crowd in Munn history sees the Spartans down North Dakota, 6-2. Goalie Ron Clark sets a record with 30 saves in the first period.

Feb. 14, 1976 – The Spartans establish a new single-season attendance record at Munn Ice Arena in a win vs. North Dakota, 7-1. A total of 157,567 fans attend games during the year, a record which still stands.

March 14, 1976 – The longest game in MSU history is settled in the third overtime, as Minnesota defeats the Spartans, 7-6, after 86:33 of play in the WCHA playoffs. It is the final game for record-setting stars Tom Ross and Steve Colp, who finish their careers with 324 and 300 points, respectively.



March 3, 1979 – Amo Bessone (above) coaches his final game, a 5-3 win over Michigan. It is Bessone's 367th win in 28 years at Michigan State, a record which stands until 1992.

April 1, 1979 – Ron Mason is named Spartan head coach.

Oct. 19, 1979 – Ron Mason gets his first win at MSU in his first game, 7-6 over Western Michigan.

Oct. 23, 1981 – MSU begins its first season of CCHA play, defeating Lake Superior, 4-3, in East Lansing. MSU had left the WCHA along with Michigan, Michigan Tech and Notre Dame.

Feb. 6, 1954 – Goaltender Ed Schiller makes a Spartan-record 73 saves in a 5-4 loss to Denver.

Feb. 19, 1954 – MSU skates to its second scoreless tie in history, 0-0 against Michigan. It snaps a 14-game losing streak to the Wolverines since hockey was reinstated in 1950.

Dec. 7, 1957 – MSU sets a school record for most goals in a game in an 18-0 win vs. Ohio State. The mark still stands.

March 1, 1958 – MSU completes its first winning season (12-11), despite losing to Minnesota in the finale, 5-1.

March 13, 1959 – MSU makes its first NCAA Tournament appearance, defeating Boston College in the semifinals, 4-3.

March 14, 1959 – The Spartans fall to North Dakota, 4-3 in overtime, in their first national championship game. MSU finishes the season 17-6-1.

Dec. 11, 1964 – Mike Jacobson scores three goals in one minute of the first period against Wisconsin. The accomplishment lands him in *Sports Illustrated* and still stands as the fastest three goals by one player in MSU history.

March 5, 1966 – MSU defeats defending national champion Michigan Tech, 4-3, to win the WCHA playoffs after finishing sixth in the regular season.

March 18, 1966 – Doug Volmar's goal gives MSU a 2-1 win over Boston University in the NCAA semifinals.

March 19, 1966 – MSU completes one of the most unlikely postseason runs with a 6-1 win over Clarkson to claim its first NCAA championship. Bob Brawley gives the Spartans a 2-1 lead in the second period, and they cruised from there. Goaltender Gaye Cooley is named the tournament MVP and Amo Bessone is named Coach of the Year.



SPARTAN HOCKEY TIMELINE OF TRADITION

March 13, 1982 – MSU wins its first CCHA playoff championship by beating Notre Dame, 4-1, with All-America goaltender Ron Scott.

March 20, 1982 – MSU's first NCAA Tournament appearance under Ron Mason ends with a 9-4, two-game, total-goals series loss to New Hampshire in the first round.

Dec. 29, 1982 – A North American collegiate hockey record crowd of 21,247 at Joe Louis Arena watches MSU win the Great Lakes Invitational, 5-3 over Michigan Tech.

March 12, 1983 – MSU tops Bowling Green in the CCHA title game, 4-3 in overtime. Ron Scott stops a penalty shot by BGSU All-American Brian Hills during the extra stanza to set the stage for Mark Hamway's winning goal.

March 10, 1984 – The Spartans win their third straight CCHA playoff championship, defeating Western Michigan, 5-0, with Norm Foster in goal.

March 23, 1984 – After reaching the NCAA Frozen Four for the first time in 17 years, MSU falls to Bowling Green, 2-1, in the semifinals.

Dec. 29, 1984 – The Great Lakes Invitational championship game produces the third straight North American record crowd, as MSU defeats Michigan Tech again, 7-0, in front of 21,576 at Joe Louis Arena.

March 24, 1985 – In possibly the most painful loss in MSU history, Providence knocks the "Super Team" out of the NCAA tournament, 4-2 (Providence wins the two-game, total-goals series, 6-5). Providence goalie Chris Terrier stops 50 MSU shots and its season at an NCAA record 38 wins. MSU out-scores its opponents by more than two-to-one on the season, and 18 members of the team go on to sign professional contracts.

Nov. 15-16, 1985 – The National Hockey League uses Michigan State's exhibition series with Team Canada at Munn as its first experiment with video replay. NHL Director of Officials John McCauley and Hockey Night in Canada Vice President of Production Don Wallace oversee the experiment. Both coaches challenge one goal in the series, which the two teams split, but neither is overturned.



Dec. 14-15, 1985 – Mike Donnelly (left) scores eight goals in a two-game sweep of Ohio State. Five come in Saturday's 6-5 MSU win, including the OT winner.

March 29, 1986 – MSU wins its second national championship, downing Harvard, 6-5, in Providence, R.I., on Mike Donnelly's NCAA-record 59th goal of the season.

Feb. 6, 1987 – A then-Munn Ice Arena record crowd of 6,902 watches a 6-3 MSU win over Bowling Green.

March 7, 1987 – Michigan State wins its fifth CCHA playoff title in six seasons when Kevin Miller beats Bowling Green All-America goaltender Gary Kruzich in overtime for a 4-3 win.

March 28, 1987 – MSU is the runner-up in the NCAA Tournament, falling to North Dakota, 5-3, in the title game.

March 12, 1989 – MSU captures its sixth CCHA playoff crown in eight years with a 4-1 win over Lake Superior State as goaltender Jason Muzzatti earns tournament MVP honors.

April 1, 1989 – Making its third trip to the NCAA Frozen Four in the last four years, and fourth trip in the last six seasons, MSU finishes third with a 7-4 consolation win over Maine.

Feb. 3, 1990 – Ron Mason becomes only the second hockey coach in NCAA history to reach the 600-win plateau as MSU defeats Ohio State, 4-2.

Feb. 17, 1990 – MSU makes it back-to-back regular-season CCHA championships– and four in six years – with a 5-2 win over Michigan at Yost Arena.

Feb. 23, 1990 – MSU extends its record CCHA unbeaten string to 27 games (24-0-3) with a 4-3 win at Lake Superior State. The win also established what was then a CCHA record for points in a season.

March 11, 1990 – The Spartans win their seventh CCHA playoff championship in nine years, besting Lake Superior, 4-3. Peter White is the tournament MVP.

April 1, 1990 – Kip Miller (right), just the second Spartan ever to record 100 points in a season, becomes MSU's first Hobey Baker Memorial Award Recipient, named by the Decathlon Athletic Club of Bloomington, Minn.



March 28, 1992 – Backed by Mike Gilmore's 36-save performance, Michigan State edges Maine, 3-2, to advance to the NCAA Frozen Four for the second time in four years.

April 26, 1992 – Ron Mason accepts the Spencer Penrose Award as 1991-92 American Hockey Coaches Association Division I Coach of the Year.

Nov. 21, 1992 – Ron Mason gets MSU win No. 368, 6-2 over Illinois-Chicago, surpassing Amo Bessone (367, 1951-79) as the Spartans' winningest hockey coach.



SPARTAN HOCKEY TIMELINE OF TRADITION

March 12, 1993 – Ron Mason gets career win No. 674 – a 6-5 triumph over Kent – to become the winningest U.S. college hockey coach in history, surpassing Len Ceglarski (Clarkson and Boston College).

Jan. 21, 1994 – The Spartans knock off Michigan, ranked No. 1 in the nation, by a 6-3 score in Ann Arbor, giving Ron Mason his 400th victory as the Spartan head coach.

March 18, 1994 – Trailing by a 2-0 score with under 10 minutes remaining, the Spartans top Bowling Green in overtime, 3-2, in the quarterfinals of the CCHA playoffs at Joe Louis Arena. Junior Steve Guolla scores all three goals, giving Ron Mason career victory No. 698 and making him the winningest coach in college hockey history, passing former University of Alberta mentor Clare Drake.



Feb. 20, 1998 – Michigan State beats Michigan, 5-1, giving Ron Mason his 800th career win and sparking an unprecedented celebration on the Munn Arena ice surface (above). MSU's win over Michigan the next night helps propel the Spartans to their first CCHA championship since 1989-90.

Feb. 28, 1998 – Senior goaltender Chad Alban caps a memorable Senior Night with an empty-net goal, becoming just the fourth college goalie to be credited with a goal and the first to shoot it himself into an empty net. Alban shot the puck from behind and to the right of his net and it went in with 13 seconds remaining in the 6-3 win over Ferris State.

March 21, 1998 – Shawn Horcoff's goal 2:30 into the second overtime gives MSU a 3-2 victory over Ohio State and ends the longest CCHA championship game in league history. The win marks the Spartans' eighth playoff title.



Feb. 20, 1999 – MSU defeats Michigan, 3-1, at Joe Louis Arena and 40 minutes after the game ends learns that Alaska Fairbanks defeated Ohio State in overtime, giving the Spartans their second-straight CCHA regular-season title. The MSU-Michigan game at Joe Louis attracts a sellout crowd of 19,983 for the third year in a row.

March 28, 1999 – Andrew Hutchinson and Adam Hall score 32 seconds apart with less than two minutes remaining in the third period, lifting MSU past Colorado College, 4-3, and into the NCAA Frozen Four for the first time since 1992.

Jan. 7, 2000 – A record crowd of 7,117 watches the Spartans fall to Michigan, 2-0, in a newly-refurbished Munn Ice Arena which includes the addition of luxury suites and club seating.

March 16, 2000 – Senior centerman Shawn Horcoff (below-left) wins an unprecedented five individual CCHA awards (Player of the Year, Best Defensive Forward, Scoring Champion, All-CCHA First-Team and CCHA All-Academic).

March 17-18, 2000 – Freshman Ryan Miller becomes the first goaltender to record shutouts in the CCHA Tournament semifinals and championship game, leading MSU to its ninth playoff crown.

May 2000 – CCHA head coaches and athletics directors vote unanimously to rename the league's playoff championship trophy the Mason Cup in honor of then-Spartan head coach Ron Mason.

Dec. 30, 2000 – John Nail's goal with 56 seconds remaining in overtime propels the Spartans to a 3-2 win over Michigan Tech in the GLI championship, MSU's fourth-straight GLI crown.

Jan. 12, 2001 – Goaltender Ryan Miller makes 18 saves in a 2-0 shutout of Lake Superior State. The whitewash is the 13th of Miller's MSU career and propels him past Chad Alban for first place on the school's all-time shutout list. The shutout is also the 11th in Miller's career against a CCHA opponent, the most in league history. That record also was previously held by Alban.

Jan. 23, 2001 – Ryan Miller blanks Lake Superior State for the third time in four starts as the Spartans outlast the Lakers, 3-0, at Munn Ice Arena. The win extends the MSU unbeaten streak to 23 games (20-0-3), matching the school record set during the 1998-99 campaign.

Jan. 27, 2001 – Ryan Miller allows a goal 2:17 into the second period of the Spartans' 4-3 overtime loss to Michigan at Joe Louis Arena. The marker snaps the goaltender's scoreless streak at a school-record 229:29, which spanned five games and included three shutouts.



SPARTAN HOCKEY TIMELINE OF TRADITION

Feb. 10, 2001 – Ryan Miller (prev. page) backstops the Spartans to a 3-0 win over Alaska Fairbanks at Munn Ice Arena. The shutout is the 17th of his career, pushing him past Clarkson's Wally Easton and Greg Gardner of Niagara into sole possession of first place on the NCAA's all-time shutouts list.

Feb. 17, 2001 – Adam Hall scores a pair of goals and Brian Maloney adds a marker and two assists as MSU hands Michigan a 4-2 defeat in front of a sellout crowd of 19,995 at Joe Louis Arena. The win is coach Ron Mason's 600th behind the Spartan bench.

Feb. 22, 2001 – Lake Superior State upsets Michigan, 2-1, in Sault Ste. Marie. The Wolverine loss clinches the CCHA regular-season championship for the Spartans, who are in a hotel in Columbus, Ohio, waiting to face Ohio State the following night.

March 1, 2001 – MSU needs just 14 months to set a new Munn Ice Arena attendance record as 7,121 pack the facility to see the Spartans drop Michigan, 3-1, in the regular-season finale for both teams. The Spartans are presented with the CCHA regular-season trophy following the game.

March 15, 2001 – For the second straight year, a Spartan dominates the CCHA Awards Banquet. This time, it's Ryan Miller, who is named the league's Player of the Year and Best Goaltender along with All-CCHA First-Team distinction.

March 17, 2001 – Ryan Miller's success continues as the MSU netminder blanks Michigan, 2-0, in the CCHA Tournament championship, his second title game shutout in as many seasons. He's named tourney MVP for his efforts, becoming the first player to earn the honor twice.

March 25, 2001 – The Spartans, the nation's top-ranked team for 19-consecutive weeks, advance to the NCAA Frozen Four for the second time in three seasons by defeating Wisconsin, 5-1, in a West Regional quarterfinal match at Van Andel Arena in Grand Rapids.

April 5, 2001 – One day after MSU is ousted from the Frozen Four by North Dakota, Ryan Miller becomes the second goaltender and second Spartan to win the Hobey Baker Memorial Award.

Oct. 6, 2001 – A world-record crowd of 74,554 watch as Michigan State and Michigan skate to a 3-3 overtime tie in an outdoor hockey game played at Spartan Stadium (below). The record crowd braved chilly temperatures, hovering just above freezing with wind gusts reaching nearly 30 mph. MSU freshman forward Jim Slater scored the game-tying goal with 47 seconds left and neither team could find the net in the extra session. And as they say the rest is history.

Oct. 20, 2001 – Ron Mason picks up his 900th career victory, a 2-0 victory over Ferris State before 6,732 fans at Munn Arena. The shutout was the 20th of Ryan Miller's career and win No. 50 for the goaltender. Adam Hall and Ash Goldie post the goals for the Spartans.

March 22, 2002 – Ron Mason coaches in his final game behind the Spartan bench as the Spartans fall to Colorado College 2-0 in the NCAA Tournament. Mason leaves the coaching ranks as the all-time winningest coach in NCAA hockey history with 924 victories.

April 25, 2002 – Veteran head coach Rick Comley is introduced as MSU's fifth head hockey coach. Comley replaces the legendary Ron Mason, who stepped down at the conclusion of the season to become MSU's athletics director.



SPARTAN HOCKEY TIMELINE OF TRADITION

Oct. 12, 2002 – Rick Comley earns his first win as the Spartans' head mentor – a 2-1 victory over Colgate in the Maverick Stampede.

Oct. 24, 2002 – Rick Comley picks up his 600th career win as the Spartans blank Lake Superior State, 7-0, at Munn Ice Arena.

Dec. 30, 2004 – Colton Fretter's goal at the 9:24 mark of overtime gives MSU a 2-1 victory over arch-rival Michigan in the championship game of the Great Lakes Invitational. The win marked State's 10th GLI title and the team's first since the 2000 season.

March 18, 2006 – Michigan State captured its unprecedented 11th CCHA Tournament title with a 2-1 victory over regular-season champion Miami. Freshman Jeff Lerg, who earlier in the week had earned the league's Rookie of the Year honors, is named Tournament MVP, while Tim Crowder and Drew Miller are named to the All-Tournament Team.

March 25, 2006 – Jeff Lerg makes MSU history with a 1-0 shut-out of New Hampshire in the NCAA East Regional in Albany, N.Y. The Spartans make a Tim Crowder goal just 2:14 into the game hold up for the win, behind 36 saves from Lerg. It is the first shutout for MSU in 24 trips to the NCAA Tournament. The Spartans' run ends the next day in the regional final against Maine, 5-4.

Jan. 6, 2007 – Rick Comley's 700th career victory comes in Oxford, Ohio with a 4-1 victory over the Miami Red Hawks. Comley is just the fifth coach all-time to reach 700.

April 7, 2007 – An underdog Spartan team shocks Boston College, 3-1, to secure Michigan State's third NCAA Hockey title in school history. Trailing 1-0 entering the final frame, Tim Kennedy tied the score midway through the period then set up Justin Abdelkader for the game-winner with just 18.9 seconds remaining in regulation. Abdelkader secures MVP honors, while Kennedy, Jeff Lerg, and Tyler Howells are named to the Frozen Four All-Tournament Team. Head Coach Rick Comley becomes just the third coach to lead two different schools to NCAA hockey titles. Three days later, more than 4,500 people turned out for a parade through East Lansing and a rally for the National Champions at Munn Ice Arena. The team also traveled to the Champions Day Celebration at the White House in June.

Nov. 9, 2007 – Jeff Lerg breaks a 48-year old school record by

appearing in his 61st consecutive game for Michigan State. The previous record of 60 was held by Joe Selinger.

March 28, 2009 – With 12:52 showing on the clock in the second period, Jeff Lerg (*below*) made a blocker save on Notre Dame's Christian Minella's shot from the top of the right circle, which gave the netminder his 3,934th career stop, and the CCHA all-time saves record. Lerg finished his career with 3,996 saves, topping the career chart at MSU and in the CCHA and second all-time in the NCAA Annals.

Jan. 25, 2011 – Head coach Rick Comley announces that he will retire from his position at Michigan State, effective at the end of the season. His coaching career ends on March 5, when the Spartans are eliminated from the CCHA Tournament by Alaska.

March 23, 2011 – Tom Anastos is appointed to the position of head coach. Anastos, who previous to his hiring, served as the commissioner of the Central Collegiate Hockey Association for 13 seasons, becomes just the sixth Michigan State hockey coach in program history and the fourth in the modern era.

March 15, 2012 – Torey Krug matches fellow Spartan Shawn Horcoff by taking home a CCHA-record five major awards at the CCHA Awards Show. Krug becomes just the second defenseman in CCHA history (and fifth all-time) to capture a league scoring title, as he was named Player of the Year, Outstanding Offensive Defenseman, First Team All-CCHA, and Perani Cup champion in addition to his scoring title. Two weeks later, Krug would be named a First Team All-America as well as a Hobey Baker Finalist. He opted to forego his senior season to sign with the Boston Bruins.

March 23, 2012 – A year to the day of his hiring, Tom Anastos guides the team in its first-round NCAA Tournament game against eventual Frozen Four participant Union. MSU received an at-large bid to the tournament - its first bid since 2008 - after going 19-15-4 in the regular season with the second most difficult schedule in the country.

Nov. 10, 2012 – The Spartans establish a new Munn Arena attendance record as 7,225 fans pack the legendary building to see MSU defeat Michigan, 7-2.

Dec. 6, 2013 – Michigan State hosts top-ranked Minnesota in the Spartans' inaugural Big Ten game. The two teams played to a 2-2 tie, but the Spartans picked up the extra point in the standings by downing the Gophers in the first-ever Big Ten shootout.

Dec. 29, 2014 – Michigan State and Michigan meet for the 300th time in series history. The MSU-UM series is the most-played rivalry in all of college hockey.

Feb. 5, 2016 – Matt DeBlouw's power-play goal 3:29 into overtime gives MSU a 3-2 win over Michigan at Joe Louis Arena in the first game between the teams for the new "Iron D" Trophy.



SPARTAN HOCKEY TIMELINE OF TRADITION

June 13, 2016 - Ron Mason, the second-winningest coach in college hockey history, passes away at the age of 76. In 23 seasons as head coach of the Spartans (1979-2002), he posted a 635-270-69 mark. He led MSU to the 1986 National Championship, won 17 CCHA regular season and playoff titles, coached 35 All-Americans and 50 future NHLers. He also served as MSU's Athletics Director from 2002-07.

April 11, 2017 - Danton Cole, a key member of some of the most successful teams in Michigan State hockey history, is named the seventh head coach in program history. In Cole's four years at Michigan State as a player, the Spartans went 131-44-8 (.738), won a NCAA National Championship (1986), made three NCAA Frozen Four appearances (1986, 1987, 1989), captured two CCHA regular-season titles (1986, 1989) and two CCHA Tournament championships (1987, 1989).



Oct. 14, 2017 - Danton Cole earns his first victory in his first home game as head coach as the Spartans rally for a 3-2 victory over Bowling Green, courtesy of a Taro Hirose game-winning goal with 40 seconds to play.

Nov. 30, 2018 - The Spartans snap a 2-2 tie with two goals in the third period and defeat Michigan, 4-3, for the 1300th win in program history.

March 19, 2019 - Taro Hirose is named the Big Ten Player of the Year and was the only unanimous All-Big Ten First Team selection. Hirose went on to earn First-Team All-America honors and was also a Hobey Baker Award finalist. He tied for the national lead in points and was second in assists.



ALL-TIME LETTERWINNERS

SKATERS

AAAA

Abdelkader, Justin; '06-07-08	F	Muskegon, Mich.
Adamo, Vincent; '95-96-97	F	Rochester, Mich.
Adams, Bryan; '96-97-98-99	F	Fort St. James, B.C.
Addley, Jeffery; '74-75-76-77	F	Wayne, N.J.
Albers, Matt; '92-93-94-95	C	Ann Arbor, Mich.
Anastos, Tom; '82-83-84-85	F	Dearborn, Mich.
Anstey, Kenneth; '67-68-69	F	Sudbury, Ont.
Apop, Tommy; '18-19-20	F	Bloomfield Hills, Mich.
Appleton, Mason; '16-17	F	Green Bay, Wis.
Arkeilpane, David; '86-87	F	Amherst, N.Y.
Armstrong, Robert; '58-59-60	D	Chatham, Ont.
Attack, James; '59-60-61	F	Niagara Falls, Ont.

BBBB

Bacon, Jeff; '79	F	Mississauga, Ont.
Balai, Joseph T.; '56	F	Marquette, Mich.
Baldwin, Patrick; '61-62-63	F	Detroit, Mich.
Balough, Danny; '13		
Barker, Arthur; '56;	D	Calgary, Alta.
Barnes, Norman; '72-73-74	D	Rexdale, Ont.
Baron, Matt; '98-99-00-01		Detroit, Mich.
Barr, Jeffery; '76-77-78-79	D	Bloomington, Minn.
Barrett, Robert; '81-82		Grosse Pointe Woods, Mich.
Barry, Robert; '52-53	D	Boston, Mass.
Bartels, Walter; '88-89-90-91	F	Plymouth, Mich.
Beadle, Steve; '87-88-89-90	D	Lansing, Mich.
Beatty, Daniel; '82-83	F	Bloomington, Minn.
Beck, Brad; '83-84-55-86	D	Vancouver, B.C.
Berens, Sean; '95-96-97-98	F	Palatine, Ill.
Berry, Matt; '12-13-14-15	F	Canton, Mich.
Betterly, Patrick; '75-76; '78	D	Detroit, Mich.
Blair, William; '50-51	D	Atlantic, N.J.
Blostein, Jay; '75-76-77		Metuchen, N.J.
Bogas, Chris; '96-97-98-99	D	Cleveland Heights, Ohio
Bogle, Andrew; '98-99-00-01	F	Calgary, Alta.
Bois, Richard; '66-67-68	D	Espanola, Ont.
Bolton, Darl; '73-74-75-76	C	Copper Cliff, Ont.
Bolton, George; '51, '53, '56	F	Grosse Pointe, Mich.
Bondra, David; '13-15-16	F	Annapolis, Md.
Bonnacci, Anthony; '57	D	Sault Ste. Marie, Mich.
Booth, David; '03-04-05-06	F	Washington, Mich.
Boucher, Thomas; '58, '60-61	F	Sudbury, Ont.
Bowman, Gary; '58	D	Detroit, Mich.
Boyd, Ron; '13-14-15	D	Lake Worth, Fla.
Boyd, Robert; '71-72-73	D	Rexdale, Ont.
Brandstatter, Brody; '98-99-00	D	East Lansing, Mich.
Brawley, Robert; '65-66-67	D	Sault Ste. Marie, Mich.
Breck, Samuel; '51		Detroit, Mich.
Brind'Amour, Rod; '89	F	Campbell River, B.C.
Bristol, Cornelius; '50-51	F	Greenwich, Conn.
Brothers, Kenneth; '77	F	St. Clair Shores, Mich.
Brooks, Raynard; '51-52-53	F	Chatham, N.Y.
Brown, Newell; '81-82-83-84	F	Cornwall, Ont.
Brown, Steve; '84-85-86-87		Brooklyn, Mich.
Buck, Conrad; '51-52	F	Lexington, Mass.
Bullock, Robert; '81	F	Newark, Del.
Burkett, Michael; '91-92-93-94	F	Toronto, Ont.
Buttery, Timothy; '09-10-11-12	D	Northville, Mich.

CCCC

Cahill, Kelly; '74-75-76	D	Grand Rapids, Minn.
Calder, Mark; '71-72-73-74	F	Toronto, Ont.
Calvert, William; '50-51	F	Ville St. Laurent, Que.
Cammett, Bryan; '77;	F	Grosse Pointe Farms, Mich.
Campanini, Henry; '53-54-55	F/D	West Springfield, Mass.
Campbell, Joseph; '76-77-78	F	East Lansing, Mich.

GP; G-A-P

124; 44-51--95	PIM
Manager	120-281
144; 40-52--92	60-158
105; 16-15--31	18-36
91; 8-3--11	38-77
151; 70-73--143	48-102.2
89; 33-49--82	17-34
102; 12-10--22	20-56
72; 17-36--53	29-69
75; 12-12--24	19-38
42; 1-7--8	40-83
54; 8-15--23	7-14

GP; G-A-P

26; 2-3--5	PIM
N/A; 4-0--4	13-29
66; 19-13--32	4-8
Manager	11-22
N/A; 1-1--2	5-10
104; 22-98--120	120-249
Manager	
145; 3-24--27	121-266
Manager	
N/A; 2-3--5	1-2
141; 19-33--52	20-40
174; 42-122--164	66-134
64; 8-17--25	17-34
167; 15-55--70	92-209
163; 84-74--158	62-154
130; 48-48--96	47-105
102; 25-68--93	42-99
N/A; 11-10--21	9-18
Manager	
158; 13-47--60	115-274
162; 22-25--47	46-92
87; 8-20--28	71-148
123; 10-15--25	15-30
N/A; 6-4--10	6-12
68; 1-4--5	9-18
N/A; 3-1--4	5-10
134; 45-60-105	72-163
40; 3-5--8	2-4
10; 0-0--0	1-2
111; 4-23--27	25-50
100; 21-90--111	126-286
70; 2-3--5	11-38
79; 5-24--29	64-131
Manager	
42; 27-32--59	27-63
N/A; 8-13--21	7-14
29; 3-3--6	3-6
N/A; 8-19--27	18-44
156; 75-127--202	100-208
Manager	
N/A; 12-6--18	8-16
13; 0-0--0	5-10
148; 19-29--48	61-130
134; 6-18-24	22-44

GP; G-A-P

102; 2-21--23	PIM
120; 84-80--164	59-118
N/A; 0-5--5	41-93
5; 0-0--0	3-6
N/A; 1-8--9	0-0
104; 27-42--69	28-65
	29-58



Tom Anastos



Norm Barnes



Andrew Bogle



David Booth



Bob Boyd



ALL-TIME LETTERWINNERS



Mark Calder



Anson Carter



Steve Colp



Danton Cole



Mike Donnelly

Campbell, Robert; '71-72	F	East Lansing, Mich.	13; 0-0-0	0-0
Carlson, Gustaf; '60	D	Waltham, Mass.	N/A; 0-0-0	0-0
Carney, Branden; '15-16		Battle Creek, Mich.	Manager	
Carter, Anson; '93-94-95-96	C	Scarborough, Ont.	156; 106-72-178	67-132
Cesana, Dennis; '19-20	D	Providence, R.I.	72; 10-36-46	21-42
Charest, Georges; '69	D	Lewiston, Maine	1; 0-0-0	0-0
Chaurest, Michel; '70-71-72-73	F	Montreal, Que.	115; 64-58-122	76-168
Checco, Albert; '60-61	F	Hibbing, Minn.	23; 1-5-6	1-2
Chelios, Dean; '10-11-12-14	F	Bloomfield Hills, Mich.	139; 22-31-53	26-82
Chelios, Jake; '11-12-13-14	D	Bloomfield Hills, Mich.	154; 17-37-54	83-193
Chrcek, Damian; '17-18-19-20	D	Marysville, Mich.	33; 2-2-4	7-14
Christofferson, Keith; '57-58	F	Maidstone, Sask.	N/A; 7-5-12	9-18
Christofferson, Melvin; '58-59-60	D	Maidstone, Sask.	74; 4-7-11	28-56
Ciungan, Gregory; '74-75	D	Ecorse, Mich.	40; 1-10-11	3-6
Clark, Steve; '00-01-03	F/D	Mississauga, Ont.	114; 5-6-11	19-38
Clarke, Taylor; '95-96	F	Rochester Hills, Mich.	72; 21-18-39	46-95
Clement, Sean; '85-86-87-88	D	Nepean, Ont.	167; 14-43-57	113-226
Clifford, Brian; '93-94-95-96	F	Williamsville, N.Y.	94; 24-17-41	28-56
Clifford, James; '78-79-80-81	D/F	Amherst, N.Y.	97; 3-17-20	70-151
Cole, Danton; '86-87-88-89	F	Lansing, Mich.	180; 69-94-163	57-122
Colp, Steven; '73-74-75-76	F	Toronto, Ont.	138; 132-168-300	72-158
Cooper, Lawrence; '54-55	F	Calgary, Alta.	N/A; 0-9-9	1-2
Coppo, Michael; '64-65-66	F	Hancock, Mich.	84; 44-47-91	23-54
Coughlin, Kevin; '76-77-78	F	South Boston, Mass.	105; 23-41-64	51-108
Counter, Douglas; '76-77-78	D	New Market, Ont.	66; 3-32-35	13-26
Cox, Joe; '14-15-16-17	F	Chelsea, Mich.	143; 28-41-69	37-74
Coyne, John; '71-72-73		Pompton Plains, N.J.	Manager	
Crandell, Matthew; '09-10-11-12	D	St. Cloud, Minn.	147; 4-34-38	42-84
Crane, Brian; '94-95-96-97	F	Grosse Pointe, Mich.	124; 21-21-42	45-121
Cregg, Richard; '73	F	Kirkland Lake, Ont.	4; 0-0-0	0-0
Cristofoli, Nino; '66-67-68	F	Trail, B.C.	86; 29-23-52	28-67
Crowder, Tim; '06-07-08-09	F	Victoria, B.C.	151; 50-56-106	43-97
Cummins, Jim; '89-90-91	F	Dearborn, Mich.	111; 20-22-42	112-304
Cunningham, James; '77	F	St. Paul, Minn.	36; 11-25-36	33-66
Curry, Edgar; '51		Bar River, Ont.	Manager	

DDDD

Daniels, Jamie; '13-14		Bloomfield Hills, Mich.	GP; G-A-P	PIM
Daley, Daniel; '61-62-63	D	Arlington, Mass.	Manager	
Darnell, Brent; '12-13-14-15	F	Canton, Mich.	33; 1-1-2	10-20
Darrow, Dan '08-09-10-11	F	Livonia, Mich.	137; 25-32-57	36-94
Davey, Neil; '84	D	Edmonton, Alta.	Manager	
Dean, Scott; '92-93	D	Lake Forest, Ill.	33; 1-5-6	25-50
DeBenedet, Nelson; '67-68-69	D/F	Copper Cliff, Ont.	31; 2-3-5	15-30
DeBlouw, Matt; '13-14-15-16	F	Chesterfield, Mich.	86; 14-17-31	38-79
Dec, Adam; '20	F	Holt, Mich.	128; 27-28-55	50-103
DeCenzo, Mark; '75-76-77-78	F	Grand Rapids, Minn.	Manager	
Delellis, Joseph; '61	D	Leamington, Ont.	120; 14-27-41	17-34
DeMarco, Frank; '70-71-72-73	D	Sudbury, Ont.	4; 0-0-0	0-0
DeMarco, Gerald; '69-70-71	F	Sudbury, Ont.	120; 29-16-45	11-22
DeMarco, Michael; '69-70-71	F	Sudbury, Ont.	86; 29-26-55	24-51
DeMarco, Robert; '67-68-69	D	Sudbury, Ont.	88; 8-38-46	33-66
DeVuono, Alfred; '57-58-59	D	Sudbury, Ont.	89; 4-31-35	13-26
DiPace, Darryl; '78-79	F	Sault Ste. Marie, Mich.	N/A; 29-14-43	40-88
Distel, David; '80;	D	Mt. Clemens, Mich.	67; 24-24-48	31-62
Dolyny, Rustyn; '98-99-00-01	F	Southfield, Mich.	38; 1-2-3	13-26
Donnelly, Mike; '83-84-85-86	F	Fort Frances, Ont.	168; 69-84-153	81-185
Doyle, James; '50-51	LW	Livonia, Mich.	156; 110-86-196	76-161
Doyle, Robert; '61-62-63	D	Thief River Falls, Minn.	N/A; 2-7-9	17-34
Draeger, John; '13-14-15-16	F	Montreal, Que.	86; 42-41-83	22-44
Dredge, Bradley; '78	D	Faribault, Minn.	131; 3-27-30	28-56
Draws, Uwe; '71-72-73-74	F	Southfield, Mich.	12; 2-1-3	4-8
Druckman, Marc; '50	D	Atikokan, Ont.	93; 1-8-9	18-36
DuBois, Stanley; '54-55-56	D	Detroit, Mich.	N/A; 0-0-0	0-0
Duffett, Wayne; '66-67-68	F	Detroit, Mich.	N/A; 2-4-6	2-4
Dunne, Jeff; '05-06-07-08	F	Kirkland, Ont.	73; 19-18-37	23-46
	D	Grover, Mo.	114; 4-20-24	27-68

EEEE

Ebbing, Thomas; '14-15-16-17	F	Troy, Mich.	GP; G-A-P	PIM
Eisley, Jeff; '81-82-83-84	D	Detroit, Mich.	143; 14-41-55	20-54
			145; 23-80-103	96-199



ALL-TIME LETTERWINNERS

Eliot, Mitch; '17-18
 Elliott, Anthony; '62-63-64
 Elliott, Charlie; '92
 Enrico, William; '67-68-69
Esteves, Gianluca; '18-19-20
 Estrada, Kevin; '02-03-04-05

D Grosse Pointe, Mich.
 F Blenheim, Ont.
 D Sault Ste. Marie, Mich.
 F Duluth, Minn.
F Winnipeg, Man.
 F Surrey, B.C.

61; 2-6-8
 69; 20-16-36
 16; 0-0-0
 62; 7-7-14
73; 2-9-11
 135; 20-22-42

25-50
 20-40
 1-2
 11-25
2-4
 40-99

FFFF

Falardeau, Lee; '02-03-04
 Fales, Thomas; '70-71-72
 Fallat, Robert; '66-67-68
 Farley, Mike; '17-18-19
 Fast, Brad; '00-01-02-03
 Faunt, William; '65-66-67
 Faust, Ralph; '66-67
 Feamster, Peter; '77
 Fedrizzi, Tony; '19-20
 Ferguson, Troy; '00-01-02-03
 Fernandez, Richard; '83-85-86
 Ferranti, Steve; '94-95-96-97
 Ferrantino, Michael; '13-14-15-16
 Field, William; '70
 Finegan, Daniel; '69-70-71
 Finn, Frank; '79-80-81-82
 Finneran, William; '50-51-52
 Flanders, Walt; '50
 Flegel, Gord; '82-83-84-85
 Fleming, Ryan; '93-94-95-96
 Folkenberg, Ryan; '93
 Foote, Jack; '60
 Ford, Jack; '63-64-65
 Ford, Michael; '96-97-98-99
 Forfar, Christopher; '10-11-12-13
 Forrest, Stuart; '65
 Fournel, Claude; '60-61-62-63
 French, Douglas; '66-67-68
 Fretter, Colton; '03-04-05-06
 Friedman, Alan; '60-61-62

F Midland, Mich.
 F Dearborn Heights, Mich.
 F Espanola, Ont.
 Ishpeming, Mich.
 D Fort St. John, B.C.
 F Sault Ste. Marie, Mich.
 Chicago, Ill.
 D Detroit, Mich.
 Marquette, Mich.
 C Kitchener, Ont.
 LW Fernandez, Richard; '83-85-86
 F Sterling Heights, Mich.
 F Plymouth, Mich.
 D Agincourt, Ont.
 D Islington, Ont.
 F Livonia, Mich.
 D Wilmette, Ill.
 F Grosse Pointe, Mich.
 C Regina, Sask.
 D Mead, Wash.
 F Williamston, Mich.
 D Windsor, Ont.
 D Blenheim, Ont.
 F Vernon, B.C.
 D Darien, Ill.
 F Birmingham, Mich.
 F Montreal, Que.
 D Espanola, Ont.
 F Harrow, Ont.
 Queens, N.Y.

GP; G-A-P

108; 18-21-39
 Manager
 90; 24-30-54
 Manager
 164; 30-84-114
 89; 21-33-54
 Manager
 17; 0-3-3
 Manager
 161; 12-29-41
 58; 11-8-19
 125; 31-50-81
 148; 34-45-79
 28; 11-10-21
 73; 1-6-7
 143; 35-56-91
 N/A; 1-7-8
 N/A; 1-0-1
 171; 71-92-163
 94; 5-26-31
 24; 0-2-2
 N/A; 0-0-0
 73; 3-18-21
 107; 5-4-9
 156; 18-21-39
 2; 0-0-0
 57; 37-28-65
 81; 5-13-18
 158; 43-69-112
 Manager

PIM

36-91
 44-115
 41-90
 11-22
 8-16
 16-40
 19-38
 29-69
 26-52
 2-4
 32-64
 50-127
 4-8
 2-4
 38-88
 12-24
 7-14
 3-6
 14-36
 10-20
 56-120
 0-0
 25-50
 69-152
 57-114



Brad Fast



Douglas French



Colton Fretter



Brandon Gentile



Gene Grazia

GGGG

Gaffney, Norman; '69-70
 Gajic, Nenad; '03
 Gagne, Rob; '90-91
 Gagnon, Gilles; '70-71-72-73
 Gagnon, Marc; '78
 Gandini, David; '78-79
 Garbarz, Doug; '91-92
 Gardiner, Todd; '81-82-83
 Garvey, John; '72-73-74
 Gaskins, Jon; '95-96-97-98
 Gatt, Carson; '15-16-17-18
 Gatt, Nickolas; '13-14
 Gazley, Dustin; '08-09-10-11
 Gemmel, Curtis; '96-97-98-99
 Gentile, Brandon; '06-07-08-09
 Ghafari, Butrus; '17-18-19-20
 Gibson, Don; '87-88-89-90
 Gieche, Adelbert; '50
 Gipp, John; '53-54-55
 Goble, Gary; '63-64-65
 Goebel, Tom; '04-05
 Golden, Richard; '60
 Goldie, Ash; '02-03-04-05
 Golembiewski, Zach; '10-11
 Goodenow, Joe; '99-00-01-02
Goodsir, Adam; '19-20
 Gorman, Robert; '50-51
 Gottwald, Paul; '79-80
 Graham, Ethan; '04-05-06-07
 Grazia, Eugene; '55-56-57-58

F Port Huron, Mich.
 F Burnaby, B.C.
 Detroit, Mich.
 F Montreal, Que.
 F St. Leonard, Que.
 F Warren, Mich.
 D Dearborn, Mich.
 F Livonia, Mich.
 F Framingham, Mass.
 D/W Pekin, Ill.
 D South Lyon, Mich.
 D Farmington Hills, Mich.
 F Novi, Mich.
 F Calgary, Alta.
 D Clarkston, Mich.
 D West Bloomfield, Mich.
 D Hartney, Man.
 D Grosse Pointe, Mich.
 F Calumet, Mich.
 F D Catharines, Ont.
 F Parma, Ohio
 F Holyoke, Mass.
 F London, Ont.
 F St. Clair, Mich.
 F Toronto, Ont.
F Okemos, Mich.
 F Cleveland, Ohio
 F Troy, Mich.
 D Xenia, Ohio
 F Springfield, Mass.

GP; G-A-P


26; 0-0-0
 40; 4-8-12
 Manager
 97; 67-87-154
 14; 0-3-3
 53; 14-21-35
 60; 1-6-7
 70; 9-2-11
 78; 2-6-8
 119; 3-17-20
 133; 7-34-41
 51; 0-0-0
 153; 30-43-73
 90; 6-6-12
 135; 0-16-16
 114; 4-5-9
 169; 22-47-69
 N/A; 0-1-1
 N/A; 10-21-31
 67; 6-25-31
 76; 21-32-53
 N/A; 0-0-0
 160; 37-56-93
 56; 4-14-18
 122; 20-28-48
70; 3-7-10
 N/A; 5-10-15
 47; 12-22-34
 162; 11-39-50
 N/A; 24-20-44

PIM

1-2
 9-18
 24-48
 7-14
 9-26
 30-60
 8-16
 10-28
 21-42
 33-66
 8-16
 54/135
 13-26
 77-176
 39-78
 218-466
 6-12
 24-48
 13-26
 27-54
 0-0
 35-70
 8/27
 54-108
18-36
 9-18
 10-20
 50-100
 11-22




ALL-TIME LETTERWINNERS



Tyler Harlton



Shawn Horcoff



Andrew Hutchinson



Tim Kennedy



Dale Krentz

Grant, Derek '10-11	F	Abbotsford, BC	76; 20-43-63	23-54
Grassi, Matthew '10-11-13	D	Burnaby, BC	121; 3-16-19	38-101
Greene, David; '57-58		Hamden, Conn.	Manager	
Griffin, Matt; '14-15-16		Livonia, Mich.	Manager	
Guolla, Steve; '92-93-94-95	F	Scarborough, Ont.	155; 62-125--187	23-46
Gustafson, Leif; '88	F	East Lansing, Mich.	14; 1-1-2	0-0
Guzall, Ray; '88-89-90-91-92-93-94	F	Warren, Mich.	Manager	

HHHH

Haag, William; '14-15-16-17	F	Gothenburg, Sweden	GP; G-A-P	PIM
Haight, Gary; '81-82-83, '85	D	Edmonds, Wash.	136; 27-26--53	32-75
Hall, Adam; '99-00-01-02	F	Kalamazoo, Mich.	160; 27-100--127	113-23
Hamilton, Brad; '86-87-88-89	D	Thornhill, Ont.	159; 79-47--126	83-190
Hamilton, Richard; '57-58-59	D	Sarnia, Ont.	175; 22-81--103	112-248
Hamway, Mark; '80-81-82-83	F	Detroit, Mich.	N/A; 20-47--67	11-25
Hancock, John; '68-69-70	F	Grosse Isle, Mich.	156; 98-103--201	50-101
Hansen, Robert; '51, '53	F	Grosse Pointe, Mich.	Manager	
Harding, Jeff; '88	F	Agincourt, Ont.	N/A; 3-1--4	2-4
Hargreaves, Richard; '63-64-65	F	Winnipeg, Man.	43; 17-20--37	62-129
Harlton, Tyler; '95-96-97-98	D	Pense, Sask.	78; 23-22--45	52-112
Harpell, Gary; '79-80-81-82	F	Green Bay, Wis.	161; 5-31--36	117-249
Harper, Kelly; '91-92-93-94	F	Scarborough, Ont.	134; 20-40--60	48-99
Harris, Robert; '75-76-77	F	Scarborough, Ont.	150; 30-51--81	34-69
Hathaway, Leland; '67-68	F	Scarborough, Ont.	112; 36-36--72	40-80
Hawn, Louis; '53	F	Cranston, R.I.	47; 7-11--18	6-12
Hayes, Anthony; '10-11-12-13	F	Trenton, Mich.	Manager	
Heaphy, Donald; '64-65-66	D	Canton, Mich.	143; 10-20-30	48-126
Heaphy, Shawn; '88-89-90-91	D	Copper Cliff, Ont.	83; 15-24--39	45-101
Hearon, Tim; '01-02-03	F	Sudbury, Ont.	175; 103-91--194	111-239
Heaslip, Ron; '76-77	D/F	Southgate, Mich.	97; 2-12--14	10-20
Henderson, Adam; '09	F	Dundas, Ont.	87; 12-28--40	88-229
Hendrickson, David; '54-55-56	F	Whitehorse, Yukon Terr.	27; 1-1--2	6/12
Hendrickson, Gus; '60-61-62	D	Eveleth, Minn.	N/A; 16-17--33	12-24
Hiatt, Daniel; '81	F	Eveleth, Minn.	69; 7-6--13	14-28
Hinkley, Robert; '50	F	Seattle, Wash.	10; 0-0-0	1-2
Hirose, Taro; '17-18-19	F	Cadillac, Mich.	N/A; 0-0-0	0-0
Hirth, Mark; '89	F	Calgary, Alta.	106; 33-83--116	14-39
Hodgins, Brad; '97-98-99-00	D	Ann Arbor, Mich.	54; 7-4--11	6-12
Hoff, Geir; '86-87	D	Duncan, B.C.	165; 15-55--70	110-285
Hogan, Dennis; '70-71-72	F	Oslo, Norway	77; 6-20--26	30-68
Holland, Rhett; '14-15-16-17	F	Sudbury, Ont.	26; 3-1--4	6-12
Hoomaia, Justin; '13-14-15-16	F	Calgary, Alta.	139; 4-15--19	75-194
Hontvet, Chad; '03-04-05-06	F	Novi, Mich.	99; 2-4--6	20-62
Horcoff, Shawn; '97-98-99-00	C	Warroad, Minn.	45; 2-6--8	12-24
Horsch, Mitch; '78-79	D	Castlegar, B.C.	155; 50-102--152	79-190
Hotchkiss, Harley; '50	D	Hastings, Minn.	49; 1-9--10	19-46
Hourigan, William; '74	F/D	Stratfordville, Ont.	N/A; 2-2--4	1-2
Houtteman, Lee; '80	F	Detroit, Mich.	31; 4-6--10	8-16
Houtteman, Richard; '69, '71	F	St. Clair Shores, Mich.	5; 0-1--1	3-6
Howells, Tyler; '04-05-06-07	F/D	St. Clair Shores, Mich.	43; 3-1--4	8-16
Hruby, Paul; '57-58-59	F	Mound, Minn.	154; 16-70--86	37-74
Huesing, Ted; '77-78-79-80	D	Chicago, Ill.	N/A; 0-2--2	0-0
Hutchinson, Andrew; '99-00-01-02	D	Detroit, Mich.	133; 25-76--101	74-180
		Hudson, Ohio	160; 19-59--78	80-160

IIII

Insana, Jonathan; '99-00-01-02	D	New Baltimore, Mich.	GP; G-A-P	PIM
--------------------------------	---	----------------------	-----------	-----

JJJJ

Jackson, Karl; '54-55-56	F	Mohawk, Mich.	N/A; 4-3--7	3-6
Jackson, Steve; '00-01-02	W	Bloomfield Hills, Mich.	95; 7-11--18	11-22
Jacobs, Josh; '15	D	Shelby Twp., Mich.	35; 0-9--9	13-26
Jacobson, James; '62-63-64	D	Marquette, Mich.	72; 13-28--41	82-202
Jacobson, Michael; '65-66-67	F	Copper Cliff, Ont.	85; 56-39--95	48-96
Jakinovich, Lawrence; '71-72	F	Detroit, Mich.	60; 6-3--9	4-8
Jalaba, Michael; '98	F	Southfield, Mich.	17; 0-0-0	2-4
James, Kenneth; '55-56-57	F	Sarnia, Ont.	N/A; 4-2--6	8-16
Jasson, Robert; '56-57-58	D	Winnipeg, Man.	N/A; 12-22--34	29-58
Jelacie, Tony; '78	F	Brainerd, Minn.	13; 3-5--8	2-4
Johnson, Jack; '75-76-77	D	Bloomfield Hills, Mich.	49; 8-14--22	34-68
Johnson, James; '75-76-77-78	F	Bloomfield Hills, Mich.	127; 23-31--54	43-86



ALL-TIME LETTERWINNERS

Johnston, Justin; '07-08-09
Johnstone, Walter; '61-62-63
Joseph, Zach; '10-11
Joshua, Jagger; '20
Juntikka, John; '67-68-69

D Grosse Pointe Woods, Mich.
F Copper Cliff, Ont.
D West Islip, N.Y.
F Dearborn, Mich.
D Houghton, Mich.

56; 0-3-3
73; 31-55-86
55; 5-13-18
36; 2-5--7
15; 0-4--4

8-16
21-42
22-44
16-35
0-0

K K K K

Kamer, Austin; '18-19-20

Kauppi, Donald; '50

Kawa, Justin; '99

Keefer, David; '18-19

Keith, Duncan; '02

Keller, Ryan; '13-14-15-16

Kelly, David; '74-75-76-77

Kempf, Robert; '60-61

Kennedy, Tim; '06-07-08

Keyes, Richard; '95-96-97

Khodorenko, Patrick; '17-18-19-20

King, Gordon; '52-53-54-55

Kivisto, Kurt; '07-08-09

Klasinski, Paul; '77-78-79

Koski, Kris; '00-01-02

Kozakowski, Jeff; '96-97-98-99

Knudson, Chris; '14-15-16-17

Krentz, Dale; '83-84-85

Krug, Torey; '10-11-12

Kruzich, Matthew; '98

Krygier, Brock; '14-15

Krygier, Christian; '19-20

Krygier, Cole; '19-20

F Grand Rapids, Mich.

F Gardner, Mass.

F Grosse Pointe, Mich.

F Brighton, Mich.

D Penticton, B.C.

F Farmington Hills, Mich.

F Toronto, Ont.

D Duluth, Minn.

F Buffalo, N.Y.

F Kalamazoo, Mich.

F Walnut Creek, Calif.

F Little Current, Ont.

F Brighton, Mich.

F Stevens Point, Wis.

F Schaumburg, Ill.

D Garden City, Mich.

D North Barrington, Ill.

F Steinbach, Man.

D Livonia, Mich.

D Kalamazoo, Mich.

D Novi, Mich.

D Novi, Mich.

D Novi, Mich.

GP; G-A-P

85; 4-3--7

N/A; 6-5-11

Manager

48; 4-7-11

56; 6-18-24

111; 18-21-39

131; 31-40-71

74; 0-7-7

113; 42-63-105

112; 36-38-74

143; 54-66-120

N/A; 28-30-58

78; 4-4-8

68; 23-26-49

80; 2-3-5

163; 14-60-74

43; 2-0-2

130; 47-74-121

114; 26-57-83

17; 1-0-1

58; 0-6-6

68; 0-5-5

62; 4-7-11

PIM

3-6

5-10

7-14

13-26

22-44

63-126

14-28

62-130

90-214

50-103

31-62

8-16

62-149

19-38

57-128

6-12

43-110

76-177

5-10

9-18

33-74

18-36



John-Michael Liles




Chris Luongo



Don McSweeney



Tom Mikkola



Kelly Miller

L L L L

Lackey, Carl; '62-63-64

Lackey, Thomas; '61-62-63

LaCoste, Andre; '59-60-61

Lainesse, Jake; '18-19

Lakian, Craig; '79-80-81-82

Laking, Alan; '70-71-72

Lalonde, Mike; '02-03-04-05

Lamarche, Andre; '81-82-83

Lambdin, Logan; '17-18-19-20

Lambros, James; '92

Lanschwager, Kurt; '78-79-80

Lassila, Gordon; '56

Lawrence; Christopher; '04-06-07

Lawrence, James; '63-64-65

Leiter, Ken; '80-81-82-83

Lerg, Bryan; '05-06-07-08

Leveille, Daultan; '09-10-11-12

Lewandowski, Mitchell; '18-19-20

Lewin, Dennis; '63-64-65

Lewis, Dwight; '70-71

D/F Liles, John-Michael; '00-01-02-03

Loeding, Mark; '96-97-98-99

Lord, Richard; '51-52-53

Lubanski, Edward; '77

Luongo, Chris; '86-87-88-89

Lycett, James; '87-88

Lynett, Leo; '78-79-80-81

D Sault Ste. Marie, Mich.

F Sault Ste. Marie, Mich.

F Sudbury, Ont.

F Fenton, Mich.

F West Bloomfield, Mich.

F Garson, Ont.

F Chetwynd, B.C.

D Drummondville, Que.

F Newport, Mich.

D Sault Ste. Marie, Mich.

Frankenmuth, Mich.

D Mohawk, Mich.

F Havertown, Pa.

F Blenheim, Ont.

D Detroit, Mich.

F Livonia, Mich.

F St. Catharines, Ontario

Clarkson, Mich.

Forest Hills, N.Y.

Salisbury, N.B.

D Zionsville, Ind.

F Trenton, Mich.

F Montreal, Que.

F Oak Park, Mich.

D Fraser, Mich.

F Trenton, Mich.

F Williams, N.Y.

GP; G-A-P

68; 12-38-50

72; 32-24-56

74; 26-38-64

Manager

121; 18-30-48

89; 4-5-9

156; 50-52-102

69; 1-4-5

140; 22-29-51

N/A; 0-0-0

Manager

N/A; 1-3-4

106; 5-18-23

74; 10-12-22

140; 12-64-76

169; 68-60-128

131; 26-43-69

108; 43-45-88

Manager

22; 3-3-6

162; 44-94-138

143; 18-10-28

N/A; 18-17-35

26; 2-1-3

157; 12-57-69

34; 0-2-2

107; 64-78-142

PIM

27-57

10-20

9-18

33-66

2-4

21-42

13-34

40-91

0-0

9-24

14-39

17-42

115-241

34-79

25-50

37-104

M M M M

MacDonald, Glen; '57-58-59

MacEachern, Mackenzie; '14-15-16

Mack, Leslie; '51

MacKenzie, William; '56-57-58-59

Magee, Tim; '13-14

Maki, Alfred; '51

Maloney, Brian; '00-01-02-03

Markusen, Joe; '01-02-03-04

Marsalese, Joe; '15-16

F Regina, Sask.

F Troy, Mich.

F Detroit, Mich.

F Calgary, Alta.

F East Lansing, Mich.

D Hancock, Mich.

F Bassano, Alta.

D Park River, N.D.

Livonia, Mich.

GP; G-A-P

N/A; 7-10-17

108; 33-35-68

Manager

N/A; 18-12-30

Manager

N/A; 0-1-1

159; 63-74-137

155; 3-27-30

Manager

PIM

9-18

22-44

4-8


2-4

123-292

56-142



ALL-TIME LETTERWINNERS



Kip Miller



Chris Mueller



Adam Nightingale



Weldon Olson



Corey Potter

Marshall, Christopher; '88	F	Quincy, Mass.	32; 0-2-2	14-27
Martin, Michael; '63		East Lansing, Mich.	Manager	
Martin, Robert; '80-81-82-83	F	Candiac, Que.	142; 50-40-90	51-105
Mather, Shawn; '99	F	Leamington, Ont.	37; 4-2-6	5-10
Mattson, Mitchell; '19-20	F	Grand Rapids, Minn.	36; 0-1-1	3-6
Mayer, Robby; '05-06-07-08-09	F	Okemos, Mich.	Manager	
Mayer, Tim; '02-03-04-05		Okemos, Mich.	Manager	
Mayes, John; '52-53-54-55	F	London, Ont.	N/A; 44-48-92	31-62
McAndrew, Brian; '65-66-67	F	Copper Cliff, Ont.	90; 44-68-112	40-106
McAuliffe, David; '90	D	East Lansing, Mich.	11; 0-1-1	0-0
McCauley, Wes; '90-91-92-93	D	Georgetown, Ont.	145; 8-25-33	48-100
McClellan, Zak; '06-07-08	F	Frankenmuth, Mich.	98; 3-4-7	19-49
McCormick, William; '50-51-52	F	Ft. Dodge, Iowa	N/A; 26-13-39	12-30
McCue, Kenneth; '73-74		Springfield, Ill.	Manager	
McDonald, Tim; '75-76-77-78	D/F	Grand Rapids, Minn.	149; 16-59-75	60-129
McFall, Daniel; '82-83-84-85	D	Buffalo, N.Y.	168; 36-76-112	69-138
McKenzie, Jim; '05-06-07	F	Woodbury, Minn.	112; 34-42-76	79-185
McLaughlin, Marty; '76-77-78	F	Trenton, Mich.	82; 13-15-28	14-28
McReynolds, Brian; '86-87-88	F	Penetanguishene, Ont.	133; 40-73-113	90-196
McSween, Don; '84-85-86-87	D	Plymouth, Mich.	180; 28-101-129	66-132
Menoni, Glenn; '73-74	F	Chicago, Ill.	29; 2-2-4	4-8
Merrifield, Michael; '10-11-12	F	Beverly Hills, Mich.	91; 17-12-29	10-28
Messier, Joby; '89-90-91-92	D	Regina, Sask.	171; 21-48-69	122-284
Messier, Mitch; '84-85-86-87	F	Regina, Sask.	162; 86-124-210	95-194
Michelutti, Robert; '70-71-72	F	Sudbury, Ont.	57; 11-27-38	19-38
Mikkola, Thomas; '65-66-67	F	Copper Cliff, Ont.	82; 48-72-120	16-43
Milan, Cody; '16-17-18-19	F	White Lake, Mich.	122; 16-37-53	25-50
Miller, Dean; '78-79	F	East Lansing, Mich.	33; 4-10-14	2-4
Miller, Drew; '04-05-06	F	East Lansing, Mich.	125; 39-47-86	35-89
Miller, Elwood; '56; '59	D	Regina, Sask.	N/A; 3-3-6	42-95
Miller, Kelly; '82-83-84-85	F	Lansing, Mich.	165; 82-82-164	31-66
Miller, Kevin; '85-86-87-88	F	Lansing, Mich.	143; 61-140-201	133-277
Miller, Kip; '87-88-89-90	F	Lansing, Mich.	176; 116-145-261	137-299
Miller, Lyle; '64	F	Regina, Sask.	25; 1-3-4	7-14
Miller, Tommy; '18-19-20	D	West Bloomfield, Mich.	108; 4-19-23	11-22
Moroney, Brendon; '73-74-75-76	F	Sudbury, Ont.	155; 62-45-107	87-174
Moroney, Terry; '58-59-60	F	Sudbury, Ont.	68; 52-28-80	22-60
Mueller, Chris; '05-06-07-08	F	West Seneca, N.Y.	166; 42-62-104	61-141
Mulcahy, Matthew; '64-65-66	F	Dearborn, Mich.	84; 7-5-12	15-33
Müller, Nicolas; '20	F	Arisdorf, Switzerland	36; 3-5-8	5-10
Mulvihill, Sean; '15-16		Livonia, Mich.	Manager	
Murphy, Christopher; '72-73-74	D	Oak Park, Mich.	85; 19-51-70	38-76
Murphy, Joe; '86	F	Vancouver, B.C.	35; 24-37-61	25-50
Murray, Patrick; '88-89-90	F	Dublin, Ont.	135; 59-124-183	55-127
Murray, Rem; '92-93-94-95	F	Dublin, Ont.	165; 71-147-218	35-81
Musat, Nicholas; '62-63-64	D	Detroit, Mich.	71; 1-11-12	47-97
Muscari, John; '77-78		Springfield, Pa.	Manager	
Mustonen, Thomas; '59-60-61	F	Detroit, Mich.	62; 12-19-31	47-97
NNNN			GP; G-A-P	PIM
Nail, John; '98-99-00-01	F	Brampton, Ont.	168; 29-24-53	44-88
Nawojczyk, Ronald; '77-78		Piscataway, N.J.	Manager	
Nemer, Guy; '80		Southfield, Mich.	Manager	
Nicoli, Derio; '52-53-54-55	D/F	Copper Cliff, Ont.	N/A; 21-36-57	108-247
Nightingale, Adam; '04-05	F	Cheboygan, Mich.	67; 12-10-22	28-67
Nightingale, Jared; '03-04-05-06	D	Cheboygan, Mich.	156; 2-21-23	75-150
Niill, Trevor; '09-10-11-12	F	Novi, Mich.	128; 6-15-21	16-32
Nodler, Josh; '20	F	Oak Park, Mich.	36; 3-5-8	1-2
Norman, Robert; '58-59-60	D	Simcoe, Ont.	68; 4-15-19	62-124
Norris, Dwayne; '89-90-91-92	F	St. John's, Newf.	167; 105-113-218	77-192
Northey, Richard; '51-52-53	D/F	Virginia, Minn.	N/A; 7-13-20	15-30
Norton, Steve; '91-92-93-94	D	Mississauga, Ont.	146; 3-22-25	87-174
Nowotarski, Mark; '75-76		Detroit, Mich.	Manager	
Nystrom, Carl; '54	D	Marquette, Mich.	N/A; 0-0-0	0-0
OOOO			GP; G-A-P	PIM
O'Connor, Daniel; '69	D	Montreal, Que.	28; 0-3-3	12-24
O'Connor, Michael; *		Taylor, Mich.	Manager	
O'Keefe, Kevin; '97-98	F	Barrington, Ill.	80; 16-26-42	16-32
Olmstead, Dennis; '72-73-74-75	F	East Lansing, Mich.	104; 14-19-33	23-54



ALL-TIME LETTERWINNERS

Olson, Michael; '68-69-70
Olson, Richard; '70-71-72
Olson, Weldon; '52-53-54-55
Omicioli, Joe; '79-80-81-82
Orme, Malcolm; '62-63-64-65
Osburn, Zach; '16-17-18-19
Ostrofsky, Jason; '95-96-97-98
O'Toole, Michael; '87-88-89
Oulahen, Steven; '74
Ozybko, Edward; '59-60-61

F Peoria, Ill.
D Peoria, Ill.
F Marquette, Mich.
F Timmons, Ont.
F Kirkland Lake, Ont.
D Plymouth, Mich.
Midland, Mich.
F Don Mills, Ont.
F Learnington, Ont.
D/F Guelph, Ont.

50; 1-0-1
91; 2-11-13
N/A; 71-54-125
115; 29-37-66
47; 21-33-54
141; 17-37-54
Manager
111; 17-24-41
12; 0-0-0
54; 2-11-13

1-2
67-145
49-112
18-36
26-55
42-87
77-178
1-2
41-103



Jeff Petry

PPPP

Panks, Gary; '61
Paraskevini, Ken; '78-79-80-81
Parke, Ross; '56-57-58
Parker, Jeff; '84-85-86
Passerini, Harold; '52
Patchell, Sean; '98-99-00-01
Pattullo, Robert; '68-69-70
Pavelek, Dylan; '15-16-17-18
Pavelich, Paul; '72-73-74-75
Perlini, Brett '09-10-11-12
Perreault, Nicolas; '91-92-93-94
Peterson, Carl; '57
Peterson, Donald; '55-56
Petry, Jeffrey; '08-09-10
Phair, Lyle; '82-83-84-85
Phillips, Charles; '67-68-69
Pitawanakwat, Jeff; '90-91
Polano, Joseph; '57-58-59
Pollesel, Bruno; '57-58-59
Pollesel, Edward; '57-58-59
Polomsky, John; '54-55-56
Pomerleau, Bertrand; '54-55-56
Potter, Corey; '03-04-05-06
Price, Herbert; '70-71
Purdo, Thomas; '65-66

F Sault Ste. Marie, Mich.
D Detroit, Mich.
F Winnipeg, Man.
F White Bear Lake, Minn.
F West Springfield, Mass.
F Moonstone, Ont.
F Dearborn, Mich.
F Marysville, Mich.
D Allen Park, Mich.
F Sault Ste. Marie, Ontario
D Loretteville, Que.
F/D Plymouth, Mich.
Wellston, Mich.
D Farmington Hills, Mich.
F Pilot Mound, Man.
F Copper Cliff, Ont.
F Wikwemikong, Ont.
F Sudbury, Ont.
D Copper Cliff, Ont.
D Copper Cliff, Ont.
D Cleveland, Ohio
F Lewiston, Maine
D Mason, Mich.
D Farmington, Mich.
D Detroit, Mich.

GP; G-A-P

2; 0-1-1
126; 43-36-79
N/A; 39-46-85
127; 33-45-78
N/A; 8-5-13
165; 27-41-68
71; 18-19-37
66; 5-4-9
109; 2-20-22
123; 36-40-76
156; 26-34-60
N/A; 0-0-0
Manager
118; 9-58-67
171; 82-77-159
76; 10-9-19
65; 4-5-9
N/A; 27-51-78
N/A; 6-11-17
N/A; 13-27-40
N/A; 6-6-12
N/A; 7-7-14
150; 8-36-44
53; 4-13-17
55; 3-15-18

PIM

0-0
80-170
19-41
123-255
15-33
118-282
10-23
4-8
75-152
24-48
148-308
0-0
43-86
119-257
9-18
21-42
19-46
53-117
84-181
34-71
5-10
102-283
52-116
39-81



Tom Ross

QQQQ

Quirk, Martin; '61-62-63

F Montreal, Que.

GP; G-A-P

48; 11-20-31

PIM

36-72

Bobby Reynolds

RRRR

Radunske, Brock; '02-03-04
Rasmussen, Gary; '71-72-73
Ratchuk, Michael; '07-08
Raz, Steven; '52-53-54-55
Rendall, Bruce; '86-87-88
Revou, Robert; '51-52-53
Reynolds, Bobby; '86-87-88-89
Rice, Daryl; '73-74-75-76
Rizzo, Dee; '82-83-86
Reimer, Lee '11-12-13-14
Roberts, David; '70-71-72
Roberts, Doug; '63-64-65
Roberts, Jack; '58-59-60
Rosburg, Jerad; '17-18-19-20
Ross, Tom; '73-74-75-76
Roth, Ronald; '65-66
Rowe, Andrew; '08-09-10
Roy, Robert; '53-54-55
Rucks, Arron; '79
Russell, Kerry; '88-89-90-91
Russo, Patrick; '68-69-70

F New Hamburg, Ont.
Royal Oak, Mich.
D Buffalo, N.Y.
F Lethbridge, Alta.
F Thunder Bay, Ont.
F Lexington, Mass.
F Fenton, Mich.
F Richmond Hill, Ont.
F/D Pittsburgh, Pa.
D Landmark, Man.
D Detroit, Mich.
F Detroit, Mich.
F Detroit, Mich.
D Clarksville, Md.
F Dearborn, Mich.
D St. Paul, Minn.
F Muskegon, Mich.
F Hancock, Mich.
F Santa Ana, Calif.
F Kamloops, B.C.
F Sault Ste. Marie, Mich.

GP; G-A-P

78; 27-37-64
Manager
82; 10-27-37
N/A; 20-28-48
132; 35-34-69
N/A; 11-15-26
178; 107-89-196
138; 96-129-225
116; 2-17-19
139; 24-52-76
89; 10-33-43
72; 56-53-109
66; 17-13-30
141; 12-43-55
155; 138-186-324
9; 0-1-1
94; 26-23-49
Manager
30; 10-17-27
176; 56-86-142
83; 21-26-47

PIM

59-118
34-76
46-124
123-251
4-8
98-196
102-204
34-76
27-76
57-127
44-122
11-25
50-133
47-94
2-4
30/60
11-25
95-198
21-45



Daryl Rice



Craig Simpson

SSSS

Saliba, Sam; '17-18-19-20
Sanford, Brennan; '16-17-18-19
Sauve, Joseph; '54-55
Scarsella, Anthony; '17-18-19-20
Schuster, John; '65-66-67

F Lincolnshire, Ill.
F East Lansing, Mich.
D Regina, Sask.
D White Lake, Mich.
F Wyandotte, Mich.

GP; G-A-P


143; 30-24-54
138; 17-19-36
N/A; 3-7-10
19; 1-0-1
39; 0-2-2

PIM

24-48
59-126
29-85
3-6
0-0



ALL-TIME LETTERWINNERS



Jim Slater



Brian Smolinski



Steve Swistak



Real Turcotte



Daniel Vukovic

Scialli, Vincent; '67-68		Birmingham, Mich.	Manager	
Schepke, Matthew; '07-08-09	F	Warren, Mich.	98; 28-26-54	50-122
Schneider, Mike; '81-82-83-84		St. Clair Shores, Mich.	Manager	
Scott, Bill; '01-02-03		Toronto, Ont.	Manager	
Selep, Justin; '17	F	Upper St. Clair, Pa.	1; 0-0-0	0-0
Sergeant, Dale; '54	F	Rochester, Minn.	N/A; 0-0-0	0-0
Shalawlyo, Bill; '91-92-93	F	Warren, Mich.	64; 11-13-24	19-38
Shean, Joseph; '09-11	F	Pleasant Lake, Mich.	49; 3-2-5	15-30
Shelgren, Brock; '09-10-11-12	D	Chicago, Ill.	138; 8-21-29	33-66
Shepherd, Craig; '88; '90	F	Edina, Minn.	54; 6-2-8	22-44
Shibicky, Bill; '84-85-86-87	F	Burnaby, B.C.	161; 86-136-222	159-323
Short, Jack; '73-74		Orchard Lake, Mich.	Manager	
Shutt, William; '79-80-81	D	Mississauga, Ont.	80; 1-15-16	47-108
Sibbald, John; '52	F	Sault Ste. Marie, Mich.	N/A; 3-2-5	1-2
Siegel, Donald; '77	F	Muskegon, Mich.	20; 1-4-5	5-10
Silka, Frank; '60-61-62	D	Detroit, Mich.	74; 9-26-35	23-46
Simpson, Craig; '84-85	C	London, Ont.	88; 45-96-141	34-71
Sipola, William; '70-71-72-73	F	Virginia, Minn.	105; 26-27-53	18-36
Skinner, Peder; '05	F	Isle-aux-Morts, N.F.	23; 0-4-4	1-2
Slack, Michael; '76	F	D'Anjou, Que.	10; 1-1-2	3-6
Slater, Chris; '94-95-96	D	Mattawan, Mich.	99; 11-48-59	37-74
Slater, Jim; '02-03-04-05	F	Lapeer, Mich.	157; 64-108-172	72-144
Smith, Chris; '93-94-95-96	D	Canton, Mich.	131; 21-38-59	80-160
Smith, Jake; '18-19-20	F	East Amherst, N.Y.	48; 2-4-6	7-14
Smith, Thomas; '75	D	Springfield, Mass.	40; 1-3-4	20-48
Smith, William; '66-67		Ypsilanti, Mich.	Manager	
Smolinski, Bryan; '90-91-92-93	F	Genoa, Ohio	158; 80-101-181	97-219
Smyl, Harvey; '83-84-85	F	St. Paul, Alta.	120; 26-37-63	110-258
Snavely, Chris; '04-05-06-07	D	Lancaster, Pa.	132; 7-36-43	30-68
Sokoll, Randolph; '69-70-71	F	Detroit, Mich.	88; 45-41-86	31-62
Sorenson, Tanner; '12-13-14-15	F	Anchorage, Alaska	104; 18-17-35	16-32
Sprague, Jay; '07-08-09-10	F	Georgetown, Ont.	75; 6-14-20	29-58
Springer, Ronald; '68-69	D	St. Clair Shores, Mich.	21; 1-0-1	5-10
Stachowiak, Wojciech; '19	F	Gdansk, Poland	40; 4-1-5	2-4
Stenglein, JT; '14-15-16-17	F	Greece, N.Y.	87; 14-16-30	31-81
Stevens, Brady; '18-19-20	F	Ann Arbor, Mich.	91; 10-8-18	32-64
Stevenson, Cam; '18-19-20		Walled Lake, Mich.	Manager	
Stewart, Michael; '90-91-92	D	Indus, Alta.	90; 6-21-27	45-109
St. Jean, Donald; '72	F	Sudbury, Ont.	38; 9-14-23	7-14
Stoltzner, Mike; '78-79-80-81	F	Arlington Hts., Ill.	127; 19-33-52	29-66
Sturges, A.J.; '12	D	Madison, Wis.	25; 2-0-2	5-10
Sturges, Daniel; '07-08-09	F	Madison, Wis.	84; 4-6-10	16-32
Sturges, John; '73-74-75-76	F	Scarborough, Ont.	149; 77-132-209	123-287
Suarez, Joseph; '50-51	D	Dearborn, Mich.	N/A; 1-3-4	12-32
Sucharski, Nick; '06-07-08-10	F	Toronto, Ont.	161; 29-48-77	46-92
Suk, Steve; '92-93-94-95	C	Riverwoods, Ill.	165; 39-130-169	52-104
Sullivan, Chris; '93-94-95	D	Hull, Mass.	62; 3-7-10	27-55
Sutton, Daniel; '78-79-80-81	D	Rexdale, Ont.	109; 12-39-51	78-164
Swanson, Alan; '68-69-70	D/F	Marquette, Mich.	83; 13-18-31	26-52
Swistak, Steve; '04	F	West Bloomfield, Mich.	36; 2-2-4	5-18
Sylvester, Dean; '95	F	Hanson, Mass.	40; 15-15-30	11-38
Sylvia, Richard; '53	D	Belmont, Mass.	N/A; 0-0-0	0-0
TTTT			GP; G-A-P	PIM
Taylor, David; '81-82-83-84	D	Charlottetown, P.E.I.	165; 12-55-67	59-137
Thelen, A.J.; '04	D	Savage, Minn.	74; 11-29-40	49-98
Thomas, Arthur; '61-62-63	F	Dearborn, Mich.	94; 33-30-63	2-4
Thomas, John; '52-53-54	F	Winnipeg, Man.	N/A; 8-18-26	25-50
Thomas, Nigel; '80-81-82-83	F	Victoria, B.C.	121; 14-15-29	17-34
Thompson, Donald; '70-71-72	F	Toronto, Ont.	90; 65-91-156	53-125
Thompson, Michael; '90-91-92	F	Scarborough, Ont.	51; 6-9-15	12-24
Tilley, Thomas; '85-86-87-88	D	Trenton, Ont.	167; 25-62-87	98-198
Tosto, Rick; '86	F	Dearborn Heights, Mich.	30; 4-8-12	5-10
Tropp, Corey; '08-09-10	F	Grosse Pointe Woods, Mich.	100; 29-41-70	38-111
Turcotte, Real; '60-61-62-63	F	Montreal, Que.	74; 32-60-92	15-38
Turek, Ryan; '07-08	D/F	Northville, Mich.	80; 0-9-9	27-54
Turner, Bart; '91-92-93-94	F	Beaverton, Ore.	145; 22-28-50	62-133
Tuzzolino, Tony; '94-95-96-97	F	East Amherst, N.Y.	157; 39-58-97	154-371

ALL-TIME LETTERWINNERS

VVVV

Van Meter, Clifford; '58		Detroit, Mich.
Vanstaalduinen, Bart; '93-94-95-96	D	Indus, Alta.
Vedejs, Dainis; '64-65	D	Grand Rapids, Mich.
Volmar, Douglas; '65-66-67	F	Cleveland Heights, Ohio
Vukovic, Daniel; '05-06-07-08	D	North York, Ont.

WWWW

Waks, Charles; '54-55	F	Winnipeg, Man.
Walrod, Kevin; '10-11-12-13	F	Westside, B.C.
Walsh, Travis; '13-14-15-16	D	Haslett, Mich.
Ward, James; '52-53-54-55	F	Portland, Ore.
Warda, Ben; '09	F	Lake Orion, Mich.
Ware, Mike; '93	F	Toronto, Ont.
Warner; Brandon; '04-07	D	Huntertown, Ind.
Watt, John Michael; '95-96-97	F	Seaforth, Ont.
Watt, William; '68-69-70	F	Duluth, Minn.
Weaver, Mike; '97-98-99-00	D	Bramalea, Ont.
Welch, Russell; '77-78-79-80	F	Hastings, Minn.
Werner, Edward; '54	F	Wellesley, Mass.
White, Peter; '89-90-91-92	F	Montreal, Que.
Whitten, Damon; '98-99-00-01	F	Brighton, Mich.
Wiegand, Josh; '94	F	Northville, Mich.
Wiggin, Conrad; '79	D	Etobicoke, Ont.
Wilkinson, Bradley; '78	D	Ann Arbor, Mich.
Wilkinson, Neil; '87	D	Selkirk, Man.
Williams, Mark; '63	D	Duluth, Minn.
Wolfe, David; '52		Glen Cove, N.Y.
Wolfe, Greg; '11-12-13-14	F	Canton, Mich.
Wood, Connor; '15-16-17	F	Bloomfield Hills, Mich.
Woodward, Rob; '90-91-92-93	F	Deerfield, Ill.
Woolley, Jason; '89-90-91	D	North York, Ont.
Worden, Scott; '91-92-93-94	F	Port Huron, Mich.

YYYY

York, Michael; '96-97-98-99	F	Waterford, Mich.
-----------------------------	---	------------------

ZZZZ

Zacks, Kenneth; '59-60-61		Hamden, Conn.
---------------------------	--	---------------

GP; G-A-P

Manager	PIM
150; 3-28--31	71-142
13; 0-1--1	2-4
90; 74-49--123	70-178
145; 11-28--39	32-64

GP; G-A-P

3-10--13	PIM
123; 16-28-44	3-6
141; 3-45--48	31-62
37-51--88	45-90
33; 1-4-5	28-59
20; 1-1--2	12-24
45; 3-6--9	11-22
117; 53-45--98	12-24
84; 25-37--62	109-233
163; 5-43--48	58-136
142; 78-112--190	97-202
1-2--8	53-132
172; 75-155--230	4-8
166; 35-40--75	41-83
36; 4-3--7	104-257
31; 2-8--10	21-42
9; 0-1--1	25-53
19; 3-4--7	2-4
23; 2-3--5	9-18
Manager	11-22


147; 35-54--89	24-59
91; 3-6--9	3-6
155; 48-47--95	79-170
132; 37-107--144	38-76
153; 9-20--29	62-124

GP; G-A-P

158; 79-122--201	PIM
	65-141

GP; G-A-P

Manager	PIM
---------	-----



Mike Weaver



Rob Woodward



Mike York



ALL-TIME LETTERWINNERS



Chad Alban



Gaye Cooley



Norm Foster



Jeff Lerg



Ron Scott

Goaltenders

NAME	HOMETOWN (G-A-P)	GP	GAA	SVS	PEN-MIN
Alban, Chad; '95-96-97-98	Kalamazoo, Mich. (1-9--10)	128	2.46	2,735	14-39
Altobelli, Aldo; '57-58	West Springfield, Mass.	N/A	1.50	31	
Belland, Douglas; '79-80	Sudbury, Ont.	32	5.66	984	
Bergin, Gerald; '52-53;	Detroit, Mich.	N/A	5.00	550	
Blackburn, Joe; '98-99-00-01	Livonia, Mich.	57	1.76	1,156	2-4
Bowen, Thomas; '73-74	Birmingham, Mich.	12	4.41	415	
Brekken, Jon; '82-83	Crookston, Minn.	5	2.84		
Brusseau, Michael; '96-97	Detroit, Mich.	21	3.67	135	3-17
Buzak, Michael; '92-93-94-95	Edmonton, Alta.	109	2.98	2,836	6-12
Carr, Gary; '74	Rexdale, Ont.	28	4.43	989	
Chandik, John; '61-62-63	Port Colborne, Ont.	44	3.80	1,780	
Clark, Ron; '72-73-74-75	Fredericton, N.B.	73	4.25	2,430	
Cooley, Gaye; '66-67	North Bay, Ont.	41	3.62	1,344	
DeRidder, Drew; '19-20	Fenton, Mich.	21	3.16	.905	
Duffett, Richard; '68-69-70-71	Kirkland, Ont.	61	3.54	1,809	
Essensa, Bob; '84-85-86-87	Toronto, Ont. (0-5-5)	79	2.68	1,737	1-2
Fisher, Gerald; '65-66-67	Detroit, Mich.	39	4.05	1,074	
Foster, Norm; '84-85-86-87	Vancouver, B.C. (0-5--5)	104	3.14	2,407	4-8
Gemmel, Taylor; '96	Calgary, Alta.	1	0.00	3	
Gilmore, Mike; '89-90-91-92	Farmington Hills, Mich. (0-3--3)	64	2.91	1,475	3-6
Gresl, Mike; '97-98-99-00	Amherst Junction, Wis.	10	1.71	206	
Hildebrand, Jake; '13-14-15-16	Butler, Pa. (0-1--1)	133	2.54	3826	
Howell, Carl; '65	Muskegon, Mich.	N/A	1.80	77	
Jaros, Bobby; '08-10	Crystal Lake, Ill.	18	2.07	308	
Johnson, Robert; '68-69-70	Farmington, Mich.	36	4.32	1,051	
Kruse, Eric; '92-93-94	Ann Arbor, Mich.	15	3.98	301	
LaPointe, James; '73	Ann Arbor, Mich.	1	5.00	20	
Lerg, Jeffrey; '06-07-08-09	Livonia, Mich. (0-4--4)	146	2.38	3,996	
Lethemon, John; '17-18-19-20	Farmington Hills, Mich. (0-1--1)	101	2.79	2,716	
Maas, Greg; '76	Fraser, Mich.	2	6.85	100	
Mazzoleni, Mark; '77-78-79-80	Green Bay, Wis.	64	5.41	2,094	
Migliaccio, Matt; '02-03-04-05	Wyandotte, Mich. (0-3--3)	58	2.57	1,436	2-4
Miller, Ryan; '00-01-02	East Lansing, Mich. (0-6--6)	116	1.54	2,600	
Minnery, Ed; '15-16-17-18	Wind Gap, Pa.	38	3.74	.882	
Mnich, Steve; '08	Northville, Mich.	0	0.00	0	
Muzzatti, Jason; '88-89-90-91	Woodbridge, Ont. (0-18--18)	130	3.23	2,928	40-97
Nowland, Tom; '85	Ann Arbor, Mich.	1	3.70	55	
Palmisano, Drew '09-10-11-12	Ann Arbor, Mich. (0-3--3)	81	2.71	2,194	5-10
Phillips, Nate; '16	Jackson, Mich.	1	0.00	1	
Reid, Delmar; '50-51-52	East Lansing, Mich.	N/A	7.02	1,260	
Schiller, Edward; '54-55-56	Winnipeg, Man.	N/A	4.26	2,097	
Scott, Ron; '81-82-83	Guelph, Ont. (0-8--8)	112	3.08	2,884	8-16
Selinger, Joseph; '57-58-59	Regina, Sask.	N/A	3.09	1,973	
Sexsmith, James; '99	Ann Arbor, Mich.	N/A	0.00	0	
Shackelford, John; '53	Grosse Pointe, Mich.	N/A	3.75	216	
Shopbell, Nathan; '02	DeWitt, Mich.		Service Award		
Stewart, Jamie; '88-89-90	Langley, B.C. (0-1--1)	21	4.07	436	1-2
Sveden, Ronald; '54-55	Needham, Mass.	N/A	3.65	342	
Szykiel, John; '76-77	East Lansing, Mich.	22	7.43	120	
Terpay, Alex; '64-65	Tonawanda, N.Y.	32	4.00	332	
Tobe, Justin; '03	Northville, Mich.	6	4.80	171	
Tocco, Rod; '04-05	St. Clair Shores, Mich.	0	0.00	0	
Trocinski, Robert; '81-82	Rochester, Mich.	8	4.00	299	
VanSpybrook, Eldon; '58, '60	Wallaceburg, Ont.	24	5.41	790	
Versical, David; '76-77-78	Grosse Pointe Shores, Mich.	24	5.12	3,108	
Vicari, Dominic; '04-05-06	Clinton Township, Mich. (0-1--1)	83	2.37	2,083	2-4
Watt, James; '70-71-72	Duluth, Minn.	86	3.82	1,897	
Wherley, James; '61	International Falls, Minn.	63	5.57	271	
Woolf, Harry; '62-63-64	Brookline, Mass.	N/A	5.00	666	
Wright, Spencer; '18-19-20	Farmington Hills, Mich.	1	0.00	0	
Yanakeff, Will; '11-12-13-14	Jerome, Mich. (0-1--1)	58	2.58	1,580	2-4

(career scoring in parentheses; active players in **bold italic**)

ALL-TIME CAPTAINS

Year	Captain(s)	Alternate Captain(s)	Year	Captain(s)	Alternate Captain(s)
1922	No Captains		1986-87		
1923	No Captains		Don McSween	Mitch Messier, Kevin Miller	
1924	No Team		1987-88	Tom Tilley	Danton Cole,
1925	Geo Delisle				Chris Luongo, Brian McReynolds
1926	Carl Moore		1988-89	Chris Luongo	Danton Cole, Don Gibson
1927	Paul Hackett		1989-90	Don Gibson	Steve Beadle, Kip Miller
1928	Rubin Hancock		1990-91	Walter Bartels	Jim Cummins, Jason Woolley
1929	Harry Burris		1991-92	Joby Messier	Dwayne Norris,
1930	Warner				Michael Stewart, Mike Gilmore
1931-49	No Teams		1992-93	Bryan Smolinski	Wes McCauley
1950	William Blair, James Doyle		1993-94	Bart Turner	Rem Murray, Scott Worden
1950-51	William Blair, James Doyle		1994-95	Rem Murray	Anson Carter, Steve Guolla
1951-52	William McCormick, Conrad Buck		1995-96	Anson Carter	Tyler Harlton, Bart Vanstaalduinen
1952-53	Richard Northey, Richard Lord		1996-97	Tyler Harlton	Tony Tuzzolino, Mike Watt
1953-54	John Thomas		1997-98	Tyler Harlton	Shawn Berens, Mike York
1954-55	Henry Campanini		1998-99	Mike York	Bryan Adams, Shawn Horcoff
1955-56	John Polomsky, Edward Schiller		1999-00	Shawn Horcoff	Rustyn Dolyryn, Mike Weaver
1956-57	Bob Jasson		2000-01	Rustyn Dolyryn	Adam Hall, Damon Whitten
1957-58	Bob Jasson		2001-02	Adam Hall	Andrew Hutchinson, Brad Fast
1958-59	Joe Polano		2002-03	Brad Fast	John-Michael Liles,
1959-60	Jack Roberts				Brian Maloney, Jim Slater
1960-61	Andre LaCoste		2003-04	Jim Slater	Joe Markusen,
1961-62	Frank Silka	Real Turcotte, Walt Johnstone			Adam Nightingale, Mike Lalonde
1962-63	Dick Johnstone		2004-05	Jim Slater	Adam Nightingale,
1963-64	Carl Lackey				Jared Nightingale, Drew Miller
1964-65	Doug Roberts		2005-06	Drew Miller	Colton Fretter,
1965-66	Mike Coppo	Don Heaphy			Jared Nightingale, Corey Potter
1966-67	Mike Jacobson	Thomas Mikkola	2006-07	Chris Lawrence	Bryan Lerg, Ethan Graham
1967-68	Richard Bois				Tyler Howells, Chris Mueller
1968-69	Ken Anstey	Bob DeMarco	2007-08	Bryan Lerg	Justin Abdelkader, Tim Kennedy
1969-70	Alan Swanson				Jeff Lerg, Chris Mueller
1970-71	Randy Sokoll		2008-09	Jeff Lerg	Tim Crowder, Brandon Gentile, Jeff Petry
1971-72	Gilles Gagnon, James Watt		2009-10	Jeff Petry, Nick Sucharski	Corey Tropp, Andrew Rowe
1972-73	Gilles Gagnon, William Sipola		2010-11	Torey Krug	Dustin Gazley, Trevor Nill
1973-74	Mark Calder	Chris Murfey	2011-12	Torey Krug	Trevor Nill
1974-75	Dennis Olmstead	Paul Pavelich	2012-13	Greg Wolfe	Anthony Hayes,
1975-76	Tom Ross	Daryl Rice			Matt Grassi, Chris Forfar
1976-77	David Kelly		2013-14	Greg Wolfe	Joe Cox,
1977-78	Dave Versical	Doug Counter	2014-15	Mike Ferrantino	Justin Hoomaian, Travis Walsh
1978-79	Jeff Barr		2015-16	Mike Ferrantino	Joe Cox,
1979-80	Russell Welch	Ted Huesing			Justin Hoomaian, Travis Walsh
1980-81	Ken Paraskevini	Mark Hamway, Dan Sutton, Leo Lynett	2016-17	Joe Cox	Thomas Ebbing, Rhett Holland
1981-82	Mark Hamway	Ken Leiter, Newell Brown, Frank Finn	2017-18	-	Carson Gatt, Sam Saliba, Brennan Sanford
1982-83	Mark Hamway	Ken Leiter, Newell Brown, Dan McFall	2018-19	Sam Saliba	Taro Hirose, Cody Milani, Brennan Sanford
1983-84	Newell Brown	Dan McFall, Kelly Miller, Don McSween	2019-20	Sam Saliba, Tommy Apap	Patrick Khodorenko, Jerad Rosburg
1984-85	Dan McFall, Kelly Miller, Don McSween		2020-21	Tommy Apap, Tommy Miller	Dennis Cesana, Mitchell Lewandowski
1985-86	Don McSween	Mitch Messier, Kevin Miller			



Mark Hamway, Don McSween, Mike Ferrantino



SPARTANS BY THE NUMBERS

1

Delmar Reid, 1950-52
 Gerald Bergin, 1951-53
 Edward Schiller, 1953-56
 Joseph Selinger, 1956-59
 Eldon VanSpybrook, 1957-60
 John Chandik, 1960-63
 Harry Woolf, 1961-64
 Alex Terpay, 1963-65
 Carl Howell, 1964-65
 Gerald Fisher, 1964-67
 Robert Johnson, 1967-70
 James Watt, 1969-72
 Ron Clark, 1971-75
 James LaPointe, 1972-73
 Thomas Bowen, 1972-74
 Gary Carr, 1973-74
 David Versical, 1975-78
 Douglas Belland, 1978-80
 Tom Nowland, 1984-85
 Eric Kruse, 1991-94
 Mike Gresl, 1996-2000
 Nathan Shopbell, 2000-01
 Rod Tocco, 2002-05
 Jeff Lerg, 2005-09

Drew DeRidder, 2018-present

2

Joseph Suarez, 1950-51
 Arthur Barker, 1955-56
 Robert Norman, 1957-60
 Carl Lackey, 1961-64
 Robert Brawley, 1964-67
 Daniel O'Connor, 1968-69
 David Roberts, 1969-72
 Christopher Murfey, 1971-74
 Jack Johnson, 1974-77
 James Clifford, 1977-81
 Donald Gibson, 1986-90
 Nicolas Perreault, 1990-94
 Jon Gaskins, 1994-98
 Jon Insana, 1998-2002
 Corey Potter, 2002-2006
 Jeff Petry, 2007-10
 Chris Sandmeyer, 2010-12
 Zach Osburn, 2015-19

Aiden Gallacher, 2020-present

3

James Doyle, 1950-51
 Robert Barry, 1951-53
 Derio Nicoli, 1951-55
 John Polomsky, 1953-56
 Elwood Miller, 1955-56, 1958-59
 Robert Armstrong, 1957-60
 Jack Foote, 1959-60
 Gustaf Hendrickson, 1959-62
 Richard Bois, 1965-68
 Michael DeMarco, 1968-71
 Norman Barnes, 1971-74
 Theodore Huesing, 1976-80
 Daniel Hiatt, 1980-81
 Neil Davey, 1983-84
 Brad Hamilton, 1985-89

Michael Stewart, 1989-92
 Brody Brandstatter, 1997-2000
 Duncan Keith, 2001-02
 Chris Snaveley, 2003-07
 A.J. Sturges, 2007-08
 Joel Arseneault, 2015-16

4

Richard Northey, 1950-53
 Richard Sylvia, 1952-53
 Robert Jasson, 1955-58
 Frank Silka, 1959-62
 Donald Heaphy, 1963-66
 Nelson DeBenedet, 1966-69
 Daniel Finegan, 1968-71
 Uve Drews, 1970-74
 Timothy McDonald, 1974-78
 William Shutt, 1978-81
 Brad Beck, 1982-86
 Steve Beadle, 1986-90
 Steve Norton, 1990-94
 Chris Bogas, 1995-99
 John-Michael Liles, 1999-2003
 Ethan Graham, 2003-07
 Trevor Nill, 2008-12
 Travis Walsh, 2012-16
 Anthony Scarsella, 2016-20
Nash Nienhuis, 2020-present

5

Conrad Buck, 1950-52
 Henry Campanini, 1952-55
 Gordon Lassila, 1955-56
 Bruno Pollesel, 1956-59
 Gustaf Carlson, 1959-60
 Robert Kempf, 1959-61
 Jack Ford, 1962-65
 Mark Williams, 1962-63
 Thomas Purdo, 1964-66
 Robert DeMarco, 1966-69
 Robert Boyd, 1970-73
 Kelly Cahill, 1973-76
 Peter Feamster, 1976-77
 Bradley Wilkinson, 1977-78
 Ken Leiter, 1979-83
 Don McSween, 1983-87
 Jason Woolley, 1988-91
 Chris Sullivan, 1992-95
 Mike Weaver, 1996-2000
 Joe Markusen, 2000-2004
 Justin Johnston, 2006-07
 Brock Shergren, 2008-12
 Ron Boyd, 2012-15

Powell Connor, 2020-present

6

William Blair, 1950-51
 Joseph Sauve, 1953-55
 Edward Pollesel, 1956-59
 Melvin Christofferson, 1957-60
 Daniel Daley, 1960-63
 Douglas French, 1965-68
 Georges Charest, 1968-69
 Herbert Price, 1969-71
 Patrick Betterly, 1974-76, 1977-78

Jeff Bacon, 1978-79
 Daniel McFall, 1981-85
 Chris Luongo, 1985-89
 James Lambros, 1991-92
 Tyler Harlton, 1994-98
 Steve Clark, 1999-2003
 Tom Goebel, 2003-05
 Brandon Gentile, 2005-07
 Andrew Rowe, 2007-10
 Brandon Carney, 2011-13
 Chris Knudson, 2013-17

Cal Dybicz, 2020-present

7

Cornelius Bristol, 1950-51
 Bertrand Pomerleau, 1953-56
 Alfred DeVuo, 1956-59
 Thomas Boucher, 1957-58, 1959-61
 Terry Moroney, 1957-60
 Michael Coppo, 1963-66
 Stuart Forrest, 1964-65
 Robert Fallat, 1965-68
 Donald Thompson, 1969-72
 Steven Colp, 1972-76
 Joseph Campbell, 1975-78
 Joseph Omiccioli, 1978-82
 Harvey Smyl, 1982-85
 Danton Cole, 1985-89
 Jeff Pitawanakwat, 1989-91
 Chris Smith, 1992-96
 Brad Hodgins, 1996-2000
 Tim Hearon, 2000-2003
 Colton Fretter, 2003-2006
 Matt Shounneyia, 2006
 Tim Buttery, 2008-12
 John Draeger, 2012-16
 Damian Chrcck, 2016-20

Charlie Combs, 2020-present

8

William McCormick, 1950-52
 Joseph Polano, 1956-59
 James Attack, 1958-61
 Doug Roberts, 1962-65
 William Faunt, 1964-67
 Robert Michelutti, 1969-72
 Brendon Moroney, 1972-76
 Russell Welch, 1976-80
 Newell Brown, 1980-84
 Kevin Miller, 1984-88
 Mark Hirth, 1988-89
 Rem Murray, 1991-95
 Curtis Gemmel, 1995-99
 Aaron Hundt, 2000-2002
 Colton Fretter, 2002-03
 Brandon Warner, 2003-07
 Brandon Gentile, 2007-09
 Chris Forfar, 2009-2012
 Josh Jacobs, 2014-15

Cole Krygier, 2018-present

9

Gordon King, 1951-55
 Keith Christofferson, 1956-58
 Thomas Mustonen, 1958-61

Anthony Elliot, 1961-64
 Douglas Volmar, 1964-67
 William Watt, 1967-70
 Frank DeMarco, 1969-73
 Richard Cregg, 1972-73
 Robert Harris, 1974-77
 David Gandini, 1977-79
 Michael Stoltzner, 1977-81
 Gord Flegel, 1981-85
 Joe Murphy, 1985-86
 Kip Miller, 1986-90
 Michael Burkett, 1990-94
 Sean Patchell, 1997-2001
 Brock Radunske, 2001-2003
 Nenad Gajic, 2003
 Peder Skinner, 2004-2005
 Justin Abdelkader, 2006-2008
 Daultan Leveille, 2008-12
 Connor Wood, 2013-17
Mitchell Lewandowski, 2017-present

10

Richard Lord, 1950-53
 John Mayes, 1951-54
 Eugene Grazia, 1954-58
 Richard Hamilton, 1956-59
 Andre LaCoste, 1958-61
 Martin Quirk, 1960-63
 Michael Jacobson, 1964-67
 Gilles Gagnon, 1969-73
 David Kelly, 1973-77
 Paul Gottwald, 1978-80
 Geir Hoff, 1985-87
 Kelly Miller, 1981-85
 Scott Worden, 1990-94
 Shawn Horcoff, 1996-2000
 Kevin Estrada, 2001-05
 Tim Kennedy, 2005-08
 Dustin Gazley, 2008-2011
 Tanner Sorenson, 2011-2015
 Sam Saliba, 2016-20

A.J. Hodges, 2020-present

11

Robert Gorman, 1950-51
 William MacKenzie, 1955-59
 Jack Roberts, 1957-60
 Arthur Thomas, 1960-63
 Kenneth Anstey, 1966-69
 Alan Swanson, 1967-70
 Michel Charest, 1969-73
 Mark DeCenzo, 1974-78
 Robert Martin, 1979-83
 Jeff Parker, 1983-86
 Neil Wilkinson, 1986-87
 Kerry Russell, 1987-91
 Steve Guolla, 1991-95
 Mike Jalaba, 1997-98
 Steve Jackson, 2000-2002
 Adam Nightingale, 2003-05
 Bryan Lerg, 2005-2008
 Brett Perlini, 2008-12
 Rhett Holland, 2012-17
Tommy Apap, 2017-present



SPARTANS BY THE NUMBERS

12

George Bolton, 1950-51, '52-53, '55-56

Robert Revou, 1950-53
John Sibbald, 1951-52
Ross Parke, 1955-58
Walter Johnstone, 1960-63
Brian McAndrew, 1964-67
Alan Laking, 1969-72
Tom Ross, 1972-76
Darryl DiPace, 1977-79
Nigel Thomas, 1979-83
Mitchell Messier, 1983-87
Shawn Heaphy, 1987-91
Scott Dean, 1991-93
Dean Sylvester, 1994-95
Kevin O'Keefe, 1996-98
Shawn Mather, 1998-99
Mike Booth, 2002-2006
Mike Merrifield, 2008-10
Ryan Keller, 2012-16

Tommy Miller, 2017-present

13

Ryan Turek, 2006-08
Mike Merrifield, 2010-12
Brennan Sanford, 2015-19
Kristof Papp, 2020-present

14

Weldon Olson, 1951-55
John Thomas, 1951-54
Gary Bowman, 1957-58
Thomas Lackey, 1960-63
Nino Cristofoli, 1965-68
Randolph Sokol, 1968-71
Dennis Olmstead, 1971-75
Kevin Coughlin, 1975-78
Aaron Rucks, 1978-79
Robert Bullock, 1980-81
Michael Donnelly, 1982-86
Dwayne Norris, 1988-92
Brian Clifford, 1992-96
Damon Whitten, 1997-2001
Ash Goldie, 2001-2003
Zak McClellan, 2004-2008
Zach Josepher, 2009-11
Nickolas Gatt, 2012-14
Dylan Pavelek, 2014-18

Adam Goodsir, 2018-present

15

James Ward, 1951-55
Glen MacDonald, 1956-59
Real Turcotte, 1959-63
Wayne Duffett, 1965-68
Gerald DeMarco, 1968-71
John Sturges, 1972-76
James Cunningham, 1976-77
Craig Lakian, 1978-82
Dale Krentz, 1982-85
Bobby Reynolds, 1985-89
Brian Smolinski, 1989-93
Steve Ferranti, 1993-97

Matt Kruzich, 1997-98
Steve Swistak, 2000-04
Jeff Dunne, 2004-2008
A.J. Sturges, 2008-12
Mackenzie MacEachern, 2013-16
Christian Krygier, 2018-present

16

Steven Raz, 1951-55
Claude Fournel, 1959-63
Leland Hathaway, 1966-68
Robert Pattullo, 1967-70
Mark Calder, 1970-74
James Johnson, 1974-78
Gary Harpell, 1978-82
Bill Shibicky, 1983-87
Pat Murray, 1987-90
Steve Suk, 1991-95
Bryan Adams, 1995-99
Kris Koski, 1999-2003
Tyler Howells, 2003-07
Justin Johnston, 2007-10
Dean Chelios, 2010-14

Brody Stevens, 2017-present

17

David Hendrickson, 1953-56
Karl Jackson, 1953-56
Joseph Balai, 1955-56
Anthony Bonnacci, 1956-57
Dainis Vedejs, 1963-65
Charles Phillips, 1966-69
Daryl Rice, 1972-76
Bryan Cammett, 1976-77
Dean Miller, 1977-79
David Distel, 1979-80
Lyle Phair, 1981-85
Bruce Rendall, 1985-88
Peter White, 1988-92
Mike Ware, 1992-93
Troy Ferguson, 1999-2003
Matt Crandell, 2010-12
Brock Krygier, 2012-15
Taro Hirose, 2016-19

Kyle Haskins, 2020-present

18

John Gipp, 1952-55
John Shackelford, 1952-53
Paul Hruby, 1956-59
Albert Checcho, 1959-61
Lyle Miller, 1963-64
Ronald Roth, 1964-66
William Enrico, 1966-69
Richard Houtteman, 1968-69, 70-71
Paul Houtman, 1973-74
Marty McLaughlin, 1975-78
Frank Finn, 1978-82
James Lycett, 1986-88
Michael Thompson, 1989-92
Sean Berens, 1994-98
Adam Hall, 1998-2002

Nenad Gajic, 2002-03
Chris Mueller, 2004-05
Justin Abdelkader, 2005-06
Joey Shean, 2007-2008
Kevin Walrod, 2009-2013
JT Stenglein, 2013-14
Carson Gatt, 2014-18
Wojciech Stachowiak, 2018-20

19

Richard Golden, 1959-60
Patrick Baldwin, 1960-63
William Fifield, 1969-70
Lawrence Jakinovich, 1970-72
John Garvey, 1971-74
Jeffery Addley, 1973-77
Leo Lycett, 1977-81
Daniel Beaty, 1981-83
Rick Tosto, 1985-86
David McAuliffe, 1989-90
Bart Turner, 1990-94
John Michael Watt, 1994-97
Rustyn Dolyng, 1997-2001
Jim Slater, 2001-05
Chris Mueller, 2005-2008
Joey Shean, 2008-11
Matt DeBlouin, 2012-16
David Keefer, 2017-19
Nicolas Müller, 2019-present

20

Stanley DuBois, 1953-56
Aldo Altobelli, 1956-58
Gary Panks, 1960-61
Malcolm Orme, 1961-65
Thomas Mikkola, 1964-67
Michael Olson, 1967-70
Paul Pavlich, 1971-75
Donald St. Jean, 1971-72
Kenneth Brothers, 1976-77
Kenneth Paraskevini, 1977-81
Thomas Anastos, 1981-85
Craig Shepherd, 1987-88, 1989-90
Rob Woodward, 1989-93
Josh Wiegand, 1993-94
Brian Maloney, 1999-2003
Chris Lawrence, 2003-07
Ben Warda, 2008-09
Anthony Hayes, 2009-10
Michael Ferrantino, 2012-16
Justin Selepe, 2016-17
Josh Nodler, 2019-present

21

Carl Peterson, 1956-57
James Wheeler, 1960-61
John Schuster, 1964-67
Richard Olson, 1969-72
Darl Bolton, 1972-76
Paul Klasinski, 1976-79
Andre Lamarche, 1980-83
Thomas Tilley, 1984-88
Rod Brind'Amour, 1988-89
Wes McCauley, 1989-93
Brian Crane, 1993-97
John Nail, 1997-2001

Mike Lalonde, 2001-05
Dustin Gazley, 2007-08
Matt Crandell, 2008-10
Anthony Hayes, 2010-13
Joe Cox, 2013-17
Jake Smith, 2017-present

22

Ronald Springer, 1967-69
Robert Campbell, 1970-72
Steven Oulahan, 1973-74
Douglas Counter, 1975-78
Conrad Wiggins, 1978-79
Jeff Easley, 1980-84
Sean Clement, 1984-88
Joby Messier, 1988-92
Anson Carter, 1992-96
Andrew Bogle, 1997-2001
Lee Falardeau, 2001-2004
Bryan Lerg, 2004-05
Nick Sucharski, 2005-10
Lee Reimer, 2010-14
JT Stenglein, 2014-17

Dennis Cesana, 2018-present

23

Gaye Cooley, 1965-67
Dwight Lewis, 1969-71
Dennis Hogan, 1969-72
Gregory Cungan, 1973-75
Jeffery Barr, 1975-79
Todd Gardiner, 1980-83
Michael O'Toole, 1986-89
Kelly Harper, 1990-94
Mike Ford, 1995-99
Pat Brush, 2000-2002
Dan Sturges, 2005-06
Adam Henderson, 2008-09
Matt Grassi, 2009-13
Cody Milan, 2015-19
Jagger Joshua, 2019-present

24

Norman Gaffney, 1968-70
Ron Heaslip, 1975-77
Marc Gagnon, 1977-78
Lee Houtteman, 1979-80
Gary Haight, 1980-85
Jeff Harding, 1987-88
Bart Vanstaalduinen, 1992-96
Andrew Hutchinson, 1998-2002
Jared Nightingale, 2002-06
Matt Schepke, 2006-09
Justin Hoomaian, 2011-16
Austin Kamer, 2017-present

25

Richard Duffett, 1967-71
Thomas Smith, 1974-75
Mitch Horsch, 1977-79
Dee Rizzo, 1981-83, 1985-86
Walter Bartels, 1987-91
Matt Albers, 1991-94
Mark Loeding, 1995-99
Mike Porter, 2000-02



SPARTANS BY THE NUMBERS

Brock Radunske, 2003-04
Jim McKenzie, 2004-07
Corey Tropp, 2007-10
Brent Darnell, 2011-15

26

Glenn Menoni, 1972-74
Daniel Sutton, 1977-81
David Arkeilpane, 1985-87
Christopher Marshall, 1987-88
Charlie Elliott, 1991-92
Taylor Clarke, 1994-96
Joe Goodenow, 1998-2002
Chad Hontvet, 2002-06
Kurt Kivisto, 2006-09
William Haag, 2013-17

27

Michael Slack, 1975-76
Donald Siegel, 1976-77
Tony Jelacie, 1977-78
Mark Hamway, 1979-83
Craig Simpson, 1983-85
Brian McReynolds, 1985-88
Jim Cummins, 1988-91
Ryan Folkening, 1992-93
Jeff Kozakowski, 1995-99
Brad Fast, 1999-2003
Drew Miller, 2003-06
Dan Sturges, 2006-09
Derek Grant, 2009-2011
Matt Berry, 2011-15
Mason Appleton, 2015-17
Mitchell Mattson, 2018-present

28

Edward Lubanski, 1976-77
Bradley Dredge, 1977-78
Richard Fernandez, 1982-86
Leif Gustafson, 1987-88
Doug Garbarz, 1990-92
Ryan Fleming, 1992-96
Evan Shaw, 2002
Daniel Vukovic, 2004-2008
Andrew Conboy, 2008-09
Thomas Ebbing, 2013-17
Gianluca Esteves, 2017-present

29

David Taylor, 1980-84
Jason Muzzatti, 1987-91
Chad Alban, 1994-98
Kurt Kivisto, 2005-06
Drew Palmisano, 2008-12
Pierce Charleson, 2020-present

30

Greg Maas, 1975-76
John Szykiel, 1975-77
Robert Trocinski, 1980-82
Mike Gilmore, 1988-92
Joe Blackburn, 1997-2001
Matt Migliaccio, 2001-05
Steve Mnich, 2005-08
Jake Hildebrand, 2012-16
Jon Mor, 2020-present

31

Mark Mazzoleni, 1976-80
Ron Scott, 1980-83
John Lethemon, 2016-20

32

Michael Buzak, 1991-95
Kyle McMahon, 2009-11
Nathan Phillips, 2012-16

33

Robert Essensa, 1983-87
Bill Shalawlyo, 1990-93
Anthony Tuzzolino, 1993-97
Justin Tobe, 2002-03

34

Zack Cisek, 2014-15

35

Taylor Gemmel, 1995-96
Dominic Vicari, 2003-06
Bobby Jarosz, 2006-10

37

Jamie Stewart, 1987-90
Will Yanakeff, 2010-14

39

Mike Brusseau, 1995-97
Jim Sexsmith, 1998-99
Ryan Miller, 1999-2002

40

Tim Crowder, 2005-09
Dean Chelios, 2009-10

41

Norman Foster, 1983-87
Ash Goldie, 2003-05
Spencer Wright, 2016-20

42

Jake Chelios, 2010-14

44

Chris Slater, 1993-96
Mike Ratchuk, 2006-2008
Torey Krug, 2009-12
Butrus Ghafari, 2016-20

45

Ed Minney, 2014-18

52

Mitch Eliot, 2015-18

55

Richard Keyes, 1994-97
Patrick Khodorenko, 2016-20

57

Jerad Rosburg, 2015-20

61

Mike York, 1995-99

71

Logan Lambdin, 2016-20

86

Greg Wolfe, 2010-14

91

Zach Golembiewski, 2009-11



Joe Blackburn



Jason Woolley



SPARTANS IN THE MSU ATHLETICS HALL OF FAME

**Amo Bessone****Inducted - 1992**

- 1966 National Coach of the Year
- Five Big Ten Championships
- U.S. Hockey Hall of Fame inductee
- Led Spartans to first national title in 1966

**Weldon Olson****Inducted - 2001**

- 1953 Hockey MVP
- 1960 Olympic gold medalist
- 1956 Olympic silver medalist
- Olympic Hall of Fame
- 1993 Distinguished Hockey Alumnus Award

**Ron Mason****Inducted - 2010**


- Second-winningest college hockey coach in history (924 victories)
- Coached MSU's two Hobey Baker Award winners - Kip Miller and Ryan Miller
- Led MSU to an NCAA Championship, 17 CCHA regular-

season and playoff titles, and guided an all-time record 23 teams overall to the NCAA Tournament.

- Coached 35 All-Americans and 50 former Spartans who became NHLers

**Tom Ross****Inducted - 2007**

- Holds MSU career records with 324 points, 138 goals and 186 assists
- Second college player to reach 300-point mark
- 1975 and 1976 All-American
- NCAA record-holder with 72 power-play goals

**Kip Miller****Inducted - 2013**

- 1990 Hobey Baker Memorial Award winner, Hockey News / Bauer College Player of the Year and CCHA Player of the Year
- Two-time First-Team All-American and two-time First-Team All-CCHA selection
- Led the NCAA in scoring in

both 1988-89 (32 goals, 45 assists, 77 points) and 1989-90 (48-53-101)

- Spent 14 years in the pros, including 449 games in the NHL (74-165--239 career scoring line)

**Doug Volmar****Inducted - 1992**

- 1966 All-American
- 1966 WCHA All-Star
- Member of 1968 U.S. Olympic hockey team

**Ryan Miller****Inducted - 2013**

- 2001 Hobey Baker Memorial Award winner, USA Hockey College Player of the Year and First-Team All-American
- Two-time CCHA Player of the Year and 2001 CCHA Tournament MVP
- NCAA all-time leader in career

save percentage (.941) and shutouts (26) while ranking second in career goals against average (1.54)

- 2010 Olympic MVP/silver medalist and NHL Vezina Trophy (top goalie) winner

**Mike York****Inducted - 2015**

- Two-time First-Team All-American and two-time Hobey Baker Award finalist
- Finished his MSU career as one of only 14 players in program history to eclipse the 200-point milestone
- 1999 CCHA Player of the Year

and Best Defensive Forward

- Played 10 seasons in the National Hockey League; 2002 Olympic silver medalist

**Mike Donnelly****Inducted - 2019**

- Set an NCAA record with 59 goals in 1985-86
- Scored the game-winning goal in the 1986 National Championship game and was named the tournament's Most Outstanding Player
- 1986 First Team All-American and Hobey Baker Award finalist

- Fourth in MSU history in goals (110) and 15th in points (196)

MSU MAJOR ATHLETIC AWARDS



Jason Muzzatti, Ron Mason, and Walt Bartels in 1991

GEORGE ALDERTON MALE ATHLETE OF THE YEAR

1982	Ron Scott
1983	Ron Scott
1986	Mike Donnelly (shared with Lorenzo White, Football)
1987	Don McSween
1989	Bobby Reynolds
1990	Kip Miller (shared with Percy Snow, Football)
1993	Bryan Smolinski
1998	Chad Alban
1999	Mike York (shared with Mateen Cleaves, Basketball)
2001	Ryan Miller
2007	Jeff Lerg
2008	Jeff Lerg
2015	Jake Hildebrand

CHESTER BREWER LEADERSHIP AWARD

Presented to a graduating senior in his or her last year of eligibility for distinguished performance in athletics and scholarship and for possessing a high degree of leadership qualities and skill.

1965	Doug Roberts
1976	Tom Ross
1985	Kelly Miller
1992	Mike Gilmore
2002	Adam Hall
2009	Jeff Lerg

BIG TEN MEDAL OF HONOR

Presented to a male and female student-athlete at each conference institution for outstanding athletic and academic achievement.

1958	Robert Jasson
1975	Denny Olmstead
1984	Kelly Miller
1986	Don McSween
1989	Danton Cole
1990	Walt Bartels
1991	Walt Bartels
1997	Tyler Harlton
1998	Tyler Harlton
2000	Shawn Horcoff
2014	Greg Wolfe

DR. JAMES FEURIG ACHIEVEMENT AND SERVICE AWARD

Presented to a male or female graduating senior involved in athletics as a competitor or in a supporting role. The recipient should carry a minimum grade-point average of 3.0 or better, and in addition to athletic and academic success, demonstrate involvement in school/campus and community activities.

1991	Jason Muzzatti
2002	Adam Hall
2003	Brad Fast



SPARTAN HOCKEY TEAM AWARDS

RON MASON MOST VALUABLE PLAYER AWARD

1952	Jack Mayes	1969	Rick Duffett	1986	Mike Donnelly	2003	John-Michael Liles
1953	Weldon Olson	1970	Rick Duffett	1987	Don McSween	2004	Jim Slater
1954	Ed Schiller	1971	Gilles Gagnon	1988	Tom Tilley	2005	Jim Slater
1955	Jim Ward	1972	Jim Watt	1989	Danton Cole	2006	Drew Miller
1956	Ed Schiller	1973	Bob Boyd	1990	Kip Miller	2007	Jeff Lerg
1957	Bob Jasson	1974	Norm Barnes	1991	Jason Woolley	2008	Jeff Lerg
1958	Joe Selinger	1975	Tom Ross	1992	Joby Messier	2009	Jeff Lerg
1959	Joe Selinger	1976	Tom Ross		Dwayne Norris	2010	Corey Tropp
1960	Eldon VanSpybrook	1977	Dave Versical	1993	Bryan Smolinski	2011	Torey Krug
1961	Frank Silka	1978	Dave Versical	1994	Mike Buzak	2012	Torey Krug
1962	John Chandik	1979	Russ Welch	1995	Rem Murray	2013	Jake Hildebrand
1963	Jim Doyle	1980	Russ Welch	1996	Chad Alban	2014	Jake Hildebrand
1964	Carl Lackey	1981	Ron Scott	1997	Chad Alban	2015	Jake Hildebrand
1965	Doug Roberts	1982	Ron Scott	1998	Chad Alban	2016	Jake Hildebrand
1966	Gaye Cooley	1983	Ron Scott	1999	Mike York	2017	Mason Appleton
	Mike Coppo	1984	Kelly Miller	2000	Shawn Horcoff	2018	Taro Hirose
1967	Tom Mikkola	1985	Kelly Miller	2001	Ryan Miller	2019	Taro Hirose
1968	Ken Anstey		Dale Krentz	2002	Ryan Miller	2020	John Lethemon

OUTSTANDING ROOKIE AWARD

1958	Herb Brodsky	1980	Mark Hamway	1994	Steve Ferranti	2008	Jeff Petry
1959	Claude Fournel	1981	Ron Scott	1995	Sean Berens	2009	Daultan Leveille
1960	Tom Lackey	1982	Lyle Phair	1996	Mike York	2010	Derek Grant
1961	Carl Lackey	1983	Dale Krentz	1997	Mike Weaver		Torey Krug
1962	Mark Williams	1984	Norm Foster	1998	Rustyn Dolynyn	2011	Will Yanakeff
1963	Matt Mulcahy	1985	Kevin Miller	1999	Adam Hall	2012	Matt Berry
1965	Lee Hathaway	1986	Joe Murphy	2000	Ryan Miller	2013	Jake Hildebrand
1966	Bob Fallat	1987	Kip Miller	2001	Joe Markusen	2014	Joe Cox
1974	Gary Carr	1988	Jason Muzzatti	2002	Jim Slater	2015	Josh Jacobs
1975	Pat Betterly	1989	Rod Brind'Amour	2003	David Booth	2016	Mason Appleton
1976	Dave Versical	1990	Michael Stewart	2004	Dominic Vicari	2017	Taro Hirose
1977	Mark Mazzoleni	1991	Steve Norton	2005	Chris Mueller	2018	Mitchell Lewandowski
1978	Leo Lynett	1992	Rem Murray	2006	Jeff Lerg	2019	Dennis Cesana
1979	Frank Finn	1993	Anson Carter	2007	Mike Ratchuk	2020	Josh Nodler

OUTSTANDING OFFENSIVE PLAYER AWARD

1992	Dwayne Norris	1999	Mike York	2007	Bryan Lerg	2015	Matt Berry
1993	Bryan Smolinski	2000	Shawn Horcoff	2008	Tim Kennedy	2016	Mackenzie MacEachern
1994	Steve Guolla	2001	John Nail	2009	Matt Schepke	2017	Mason Appleton
1995	Anson Carter	2002	Adam Hall	2010	Corey Tropp	2018	Taro Hirose
1996	Anson Carter	2003	John-Michael Liles	2011	Brett Perlini	2019	Taro Hirose
1997	Mike York	2004	Jim Slater	2012	Torey Krug	2020	Patrick Khodorenko
1998	Sean Berens	2005	Colton Fretter	2013	Matt Berry		
	Mike York	2006	Bryan Lerg	2014	Greg Wolfe		

DR. JOHN DOWNS OUTSTANDING DEFENSIVE PLAYER AWARD

1983	Ken Leiter	1993	Scott Worden	2002	Jon Insana	2012	Torey Krug
1984	David Taylor	1994	Michael Burkett	2003	Brad Fast	2013	Matt Grassi
1985	Dan McFall	1995	Mike Buzak	2004	Corey Potter	2014	Jake Chelios
1986	Jeff Parker	1996	Bart Vanstaalduinen	2005	Corey Potter	2015	Travis Walsh
1987	Don McSween	1997	Tyler Harlton	2006	Corey Potter	2016	Travis Walsh
1988	Chris Luongo	1998	Tyler Harlton	2007	Ethan Graham	2017	Carson Gatt
1989	Chris Luongo	1999	Jeff Kozakowski	2008	Jeff Petry	2018	Carson Gatt
1990	Joby Messier		Mike Weaver	2009	Jeff Petry	2019	Jerad Rosburg
1991	Joby Messier	2000	Mike Weaver	2010	Jeff Petry	2020	Jerad Rosburg
1992	Joby Messier	2001	Jon Insana	2011	Torey Krug		



SPARTAN HOCKEY TEAM AWARDS

SPARTAN FITNESS AWARD

2003 John-Michael Liles	2008 Justin Abdelkader	2013 Chris Forfar	2018 Patrick Khodorenko
2004 Adam Nightingale	2009 Andrew Rowe	2014 Rhett Holland	Logan Lambdin
2005 David Booth	2010 Brock Shelgren	2015 Rhett Holland	Zach Osburn
2006 Jared Nightingale	2011 Mike Merrifield	2016 Rhett Holland	Jerad Rosburg
2007 Chris Snavely	2012 Mike Merrifield	2017 Brennan Sanford	2020 Patrick Khodorenko

MOST IMPROVED PLAYER AWARD

1952 John Thomas	1978 Jeff Barr	1993 Mike Buzak	2007 Daniel Vukovic
1956 Tom Balai	1979 Dean Miller	Steve Guolla	2008 Justin Johnston
1958 Ed Pollesel	1980 Ken Leiter	1994 Chris Sullivan	2009 Kurt Kivisto
1959 Bob Armstrong	1981 Bob Trocinski	1995 Ryan Fleming	2010 Brett Perlini
1960 Frank Silka	1982 David Taylor	1996 Steve Ferranti	2011 Kevin Walrod
1962 Art Thomas	1983 Brad Beck	1997 Mark Loeding	2012 Lee Reimer
Tom Lackey	1984 Mike Donnelly	1998 Andrew Bogle	2013 Tanner Sorenson
1963 Mac Orme	1985 Sean Clement	1999 Jon Insana	2014 Michael Ferrantino
1965 Gary Goble	1986 Tom Tilley	2000 John Nail	2015 Ryan Keller
1972 Bob Michelutti	1987 Danton Cole	2001 Joe Markusen	2016 Thomas Ebbing
1973 Denny Olmstead	1988 Steve Beadle	2002 Mike Lalonde	2017 Carson Gatt
1974 Darl Bolton	1989 Walter Bartels	2003 Matt Migliaccio	2018 Patrick Khodorenko
1975 Paul Pavelich	1990 Mike Gilmore	2004 Steve Swistak	2019 Austin Kamer
1976 Joe Campbell	1991 Bill Shalawlylo	2005 Drew Miller	2020 Tommy Apap
1977 Tom McDonald	1992 Bart Turner	2006 Bryan Lerg	

BILL BURGESS OUTSTANDING SENIOR AWARD

1976 Daryl Rice	1987 Don McSween	1999 Mike York	2010 Nick Sucharski
1977 Dave Kelly	1988 Tom Tilley	2000 Shawn Horcoff	2011 Dustin Gazley
1978 Dave Versical	1989 Danton Cole	2001 Rustyn Dolyny	2012 Brock Shelgren
1979 Jeff Barr	1990 Kip Miller	2002 Adam Hall	2013 Chris Forfar
1980 Ted Huesing	1991 Kerry Russell	2003 Brian Maloney	2014 Greg Wolfe
1981 Ken Paraskevin	1992 Mike Gilmore	2004 Joe Markusen	2015 Brent Darnell
1982 Gary Harpell	1994 Bart Turner	2005 Jim Slater	2016 Michael Ferrantino
1983 Mark Hamway	1995 Rem Murray	2006 Corey Potter	2017 Joe Cox
1984 Newell Brown	1996 Anson Carter	2007 Chris Lawrence	2018 Carson Gatt
1985 Kelly Miller	1997 Steve Ferranti	2008 Bryan Lerg	2019 Cody Milan
1986 Mike Donnelly	1998 Chad Alban	2009 Jeff Lerg	2020 John Lethemon

AMO BESSONE AWARD

Honors athletic and academic achievement and community participation

1980 Russ Welch	1991 Jason Muzzatti	2001 Damon Whitten	2012 Trevor Nill
1981 Dan Sutton	1992 Mike Gilmore	2002 Ryan Miller	2013 Greg Wolfe
1982 Newell Brown	1993 Wes McCauley	2003 Brad Fast	2014 Greg Wolfe
1983 Mark Hamway	1994 Michael Burkett	2004 David Booth	2015 Michael Ferrantino
1984 Newell Brown	1995 Steve Guolla	2005 Jim Slater	2016 Joe Cox
1985 Kelly Miller	1996 Anson Carter	2006 Drew Miller	2017 Joe Cox
1986 Don McSween	Bart Vanstaalduinen	2007 Tyler Howells	(given by Cox to Chris Knudson)
1987 Don McSween	1997 Mike Watt	2008 Justin Abdelkader	2018 Brennan Sanford
1988 Danton Cole	1998 Tyler Harlton	2009 Jeff Lerg	2019 Brennan Sanford
1989 Bobby Reynolds	1999 Bryan Adams	2010 Trevor Nill	2020 Butrus Ghafari
1990 Don Gibson	2000 Damon Whitten	2011 Trevor Nill	

BLUE LINE CLUB PRESIDENT'S AWARD

Given to the top scholar-athlete in senior class

1978 Dave Versical	1990 Dave McAuliffe	Andrew Bogle	2012 Brock Shelgren
1979 Jeff Barr	1991 Walt Bartels	Damon Whitten	2013 Anthony Hayes
1980 Mark Mazzoleni	1992 Mike Gilmore	2002 Adam Hall	2014 Nickolas Gatt
1981 Mike Stoltzner	1993 Bill Shalawlylo	2003 Troy Ferguson	2015 Zack Cisek
1982 Craig Lakian	1994 Eric Kruse	2004 Steve Swistak	2016 Justin Hoomaian
1983 Nigel Thomas	1995 Dean Sylvester	2005 Rod Tocco	2017 Joe Cox
1984 Andre Lamarche	1996 Ryan Fleming	2006 Colton Fretter	2018 Carson Gatt
1985 Kelly Miller	1997 Brian Crane	2007 Brandon Warner	2019 Brennan Sanford
1986 Rick Fernandez	1998 Tyler Harlton	2008 Jeff Dunne	2020 Jerad Rosburg
1987 Don McSween	1999 Mike Ford	2009 Jeff Lerg	
1988 Brian McReynolds	2000 Shawn Horcoff	2010 Nick Sucharski	
1989 Danton Cole	2001 Joe Blackburn	2011 Joey Shean	



SPARTAN HOCKEY TEAM AWARDS

GOOFUS AWARD

Given annually to the team humorist

1983	Lyle Phair	1993	Rob Woodward	2003	Joe Markusen	2013	Ryan Keller
1984	Gord Flegel	1994	Taylor Clarke	2004	Joe Markusen	2014	Ryan Keller
1985	Jeff Parker	1995	Chris Sullivan	2005	Zak McClellan	2015	Ryan Keller
1986	Dave Arkeilane	1996	Brian Clifford	2006	Zak McClellan	2016	Ryan Keller
1987	Dave Arkilpane	1997	Chris Bogas	2007	Zak McClellan	2017	Anthony Scarsella
1988	Chris Marshall	1998	Chris Bogas	2008	Zak McClellan	2018	Jake Smith
1989	Pat Murray	1999	Chris Bogas	2009	Jay Sprague	2019	Anthony Scarsella
1990	Jamie Stewart	2000	Mike Gresl	2010	Jay Sprague	2020	Anthony Scarsella
1991	Rob Woodward	2001	Sean Patchell	2011	Chris Sandmeyer		
1992	Rob Woodward	2002	Andrew Hutchinson	2012	Chris Sandmeyer		

SPARTAN SHIELD AWARD

Given to the player that embodies the qualities of a selfless Spartan

2017	Joe Cox	2019	Tommy Apap
2018	Butrus Ghafari	2020	Spencer Wright

DR. STEPHEN SWISTAK MEMORIAL SCHOLARSHIP

Presented by the Swistak Family in honor of former Spartan hockey player Dr. Stephen Swistak

2018	Sam Saliba	2020	Sam Saliba
2019	Sam Saliba		

DISTINGUISHED SPARTAN AWARD

1989	Dick Lord	2000	Doug Roberts	2011	Anson Carter
1990	Dennis Lewin	2001	Mark Hamway	2012	Dwayne Norris
1991	Lyle Miller	2002	Ron Scott	2013	Danton Cole
1992	Harley Hotchkiss	2003	Kelly Miller	2014	Rem Murray
1993	Weldon Olson	2004	Tom Anastos	2015	Jason Muzzatti
1994	Elwood "Butch" Miller	2005	Don McSween	2016	John Sturges
1995	John Polomsky	2006	Kevin Miller	2017	Frank Finn
1996	Tom Ross	2007	Mike Donnelly	2018	Jim Slater
1997	Doug Volmar	2008	Ron Mason	2019	Kris Smith
1998	Mike Jacobson	2009	Bryan Smolinski		
1999	Rick Duffett	2010	Amo Bessone		

DISCONTINUED AWARDS

SPORTSMANSHIP AWARD

(selected by Blue Line Club to receive Andy Anderson Award)

1966	Matt Mulcahy
1967	Bob DeMarco
1968	Bob DeMarco
1969	Bob DeMarco
1970	Al Swanson
1971	Randy Sokoll
1972	Gilles Gagnon
1973	Bill Sipola
1974	Chris Murfey
	Tom Ross
1975	Denny Olmstead

DR. JAMES S. FEURIG AWARD

(awarded to top all-around player)

1976	Steve Colp
1977	Tim McDonald
1978	Joe Campbell
1979	Jeff Barr
1980	Russ Welch
1981	Ken Paraskevin
1982	Mark Hamway

OUTSTANDING

ACHIEVEMENT AWARD

1990	Steve Beadle
------	--------------

HERB PRICE AWARD

(awarded by WVIC radio to MSU's leading scorer in memory of former Spartan player Herb Price)

1971	Don Thompson
1972	Don Thompson
1973	Steve Colp
1974	Steve Colp
1975	Tom Ross
1976	Tom Ross
1977	Russ Welch
1978	Russ Welch
1979	Russ Welch
1980	Leo Lynett
1981-84	No award given
1985	Craig Simpson



SPARTAN HOCKEY COACHING RECORDS



John Kobs



Harold Paulsen



Amo Bessone



Ron Mason



Rick Comley



Tom Anastos



Danton Cole

Coach	Years	Seasons		W	L	T	PCT.
		Coached	Games				
No formal coach	1922-23	2	9	2	7	0	.222
John Kobs	1925-30	6	27	8	18	1	.315
Harold Paulsen	1950-51	2	31	6	25	0	.194
Amo Bessone	1951-79	28	814	367	427	20	.463
Ron Mason	1979-2002	23	974	635	270	69	.687
Rick Comley	2002-2011	9	365	186	140	39	.563
Tom Anastos	2011-2017	6	224	78	122	24	.402
Danton Cole	2017-SA	3	108	39	60	9	.403
TOTALS	1922-2020	79	2,552	1,321	1,069	162	.549

NATIONAL COACHING HONORS

SPENCER PENROSE AWARD

The Spencer Penrose Award given annually by the American Hockey Coaches Association to honor the Division I National Coach of the Year. The award is named in memory of the Colorado Springs benefactor who built the Broadmoor Hotel Complex, site of the first 10 NCAA championship hockey tournaments. It is annually presented at the AHCA Coach of the Year Banquet in Naples, Fla.

1966 Amo Bessone
1992 Ron Mason



Tom Newton

JOHN MACINNES AWARD

Named for the successful coach at Michigan Tech, the John MacInnes Award recognizes those people who have shown a great concern for youth hockey and amateur programs. The recipients have had high winning percentages, as well as outstanding graduation percentages among their former players. The winners of this award have helped men grow not only as hockey players, but more importantly as men.

1983 Amo Bessone
2003 Ron Mason
2017 Rick Comley

TERRY FLANAGAN AWARD

Named in honor of the former UNH player and Bowling Green assistant coach, this award honors an assistant coach's career body of work.

2004 Tom Newton



GREAT LAKES INVITATIONAL



The 55th Great Lakes Invitational was played Dec. 30-31, 2019 and continues to be the top holiday tournament in the country. Many have challenged the GLI's stature, but none have matched its continued success.

In 2013, the GLI was played at Comerica Park as part of the Hockeytown Winterfestival in conjunction with the NHL Winter Classic.

The tournament was born out of a conversation between then-general manager of Olympia Stadium, Lincoln Cavalieri, legendary Michigan Tech head coach John MacInnes and Detroit Red Wings scout Jack Paterson. The three men were discussing the lack of American-born players in the National Hockey League and concluded that a prestigious collegiate hockey tournament could make a difference by promoting interest in hockey among young athletes as well as the general public. American Airlines vice president Jack Tompkins, a former University of Michigan goalie and a member of the Detroit Red Wings organization, championed the trio's vision as well and together in 1965, they founded the Great Lakes Invitational Hockey Tournament.

Michigan Tech has hosted the GLI since its inception with Michigan joining as co-host in 1976. The event moved from Olympia Stadium to Joe Louis Arena in 1979 and shifted to its third home - Little Caesars Arena - in 2017.

Michigan State has made 46 GLI appearances prior to this season and has been a regular part of the tournament field since 1979. The Spartans have won 12 titles, including four in a row from 1982-85 and 1997-2000. In 2009, Michigan State took home its first tournament title since 2006, downing Michigan Tech (10-1) and Rensselaer (6-1) in offensive outbursts.

YEAR	CHAMPION	RUNNER-UP	MVP
1965	Toronto	Michigan Tech	Henry Monteith, Toronto
1966	Michigan	Michigan State	Mel Wakabayashi, UM
1967	North Dakota	Michigan Tech	Roger Bamburak, UND
1968	Michigan Tech	Wisconsin	Bill Watt, MSU
1969	New Hampshire	Michigan State	Larry Smith, UNH
1970	Michigan Tech	Michigan	Mike Usitalo, MTU
1971	Michigan Tech	Michigan State	Ian Williams, Notre Dame
1972	Harvard	Michigan Tech	David Hynes, Harvard
1973	Michigan State	Michigan Tech	Tom Ross, MSU
1974	Michigan Tech	Michigan	Robbie Moore, UM
1975	Michigan	Michigan Tech	Stu Ostlund, MTU
1976	Michigan Tech	Michigan	Greg Hay, MTU
1977	Michigan Tech	Michigan	Dave Joelson, MTU
1978	Michigan Tech	Ohio State	John Rockwell, MTU
1979	Michigan Tech	Michigan	Murray Eaves, UM
1980	Michigan Tech	Michigan	Paul Fricker, UM
1981	Notre Dame	Michigan Tech	Dave Laurion, ND
1982	Michigan State	Michigan Tech	Dale Krentz, MSU
1983	Michigan State	Michigan Tech	Dan McFall, MSU
1984	Michigan State	Michigan Tech	Bob Essensa, MSU
1985	Michigan State	Rensselaer	Don McSweeney, MSU
1986	Western Michigan	Michigan	Bill Horn, WMU
1987	Wisconsin	Michigan State	Dean Anderson, UW
1988	Michigan	North Dakota	Todd Brost, UM
1989	Michigan	Michigan State	Warren Sharples, UM
1990	Michigan	Maine	Steve Shields, UM
1991	Michigan	Michigan Tech	Steve Shields, UM
1992	Michigan	Northern Michigan	Cam Stewart, UM
1993	Michigan	Michigan State	David Oliver, UM
1994	Michigan	Michigan State	Brendan Morrison, UM
1995	Michigan	Michigan State	Brendan Morrison, UM
1996	Michigan	Lake Superior St.	Brendan Morrison, UM
1997	Michigan State	Michigan	Mike Weaver, MSU
1998	Michigan State	Michigan	Mike Gresl, MSU
1999	Michigan State	Michigan	Shawn Horcoff, MSU
2000	Michigan State	Michigan Tech	Ryan Miller, MSU
2001	North Dakota	Michigan State	Tim Skarperud, ND
2002	Boston University	Michigan	Sean Fields, BU
2003	Boston College	Michigan State	Joe Pearce, BC
2004	Michigan State	Michigan	Jim Slater, MSU
2005	Colorado College	Michigan State	Joey Crabb, CC
2006	Michigan State	Michigan	Bryan Lerg, MSU
2007	Michigan	Providence	Billy Sauer, UM
2008	Michigan	Michigan State	Louie Caporusso, UM
2009	Michigan State	Rensselaer	Brett Perlini, MSU
2010	Michigan	Colorado College	Carl Hagelin, Michigan
2011	Michigan	Michigan State	Kevin Clare, Michigan
2012	Michigan Tech	Western Michigan	Phoenix Copley, MTU
2013	Western Michigan	Michigan Tech	Lukas Hafner, WMU
2014	Michigan	Michigan State	Steve Racine, UM
2015	Michigan	Michigan Tech	Kyle Connor, UM
2016	Western Michigan	Michigan Tech	Colt Conrad, WMU
2017	Bowling Green	Michigan Tech	Lukas Craggs, BGSU
2018	Lake Superior State	Michigan Tech	Diego Cuglietta, LSSU
2019	Michigan Tech	Michigan	Logan Pietila, MTU

GREAT LAKES INVITATIONAL

1965

Semifinals:Michigan Tech 4, Boston Univ. 2
Toronto 6, Colorado College 2**Consolation:**

Boston Univ. 10, Colorado College 3

Championship:

Toronto 6, Michigan Tech 2

1966

Semifinals:Michigan State 5, W. Ontario 4 (OT)
Michigan 4, Michigan Tech 3**Consolation:**Michigan Tech 9, W. Ontario 2
Championship:

Michigan 5, Michigan State 3

1967

Semifinals:North Dakota 3, W. Ontario 2
Michigan Tech 5, New Hampshire 1**Consolation:**

New Hampshire 4, W. Ontario 0

Championship:

North Dakota 4, Michigan Tech 3 (OT)

1968

Semifinals:Michigan Tech 3, Michigan 2
Wisconsin 6, Michigan State 4**Consolation:**

Michigan State 4, Michigan 2

Championship:

Michigan Tech 4, Wisconsin 1

1969

Semifinals:New Hampshire 7, Michigan Tech 0
Michigan State 2, Princeton 1**Consolation:**

Michigan Tech 5, Princeton 2

Championship:

New Hampshire 4, Michigan State 3

1970

Semifinals:Michigan Tech 11, Colgate 6
Michigan 4, Brown 1**Consolation:**

Colgate 4, Brown 3

Championship:

Michigan Tech 7, Michigan 2

1971

Semifinals:Michigan Tech 6, Notre Dame 3
Michigan State 8, Dartmouth 3**Consolation:**

Dartmouth 9, Notre Dame 6

Championship:

Michigan Tech 3, Michigan State 2

1972

Semifinals:Michigan Tech 5, Boston Univ. 4 (2OT)
Harvard 8, Michigan 4**Consolation:**

Boston Univ. 7, Michigan 3

Championship:

Harvard 4, Michigan Tech 2

1973

Semifinals:

Michigan Tech 6, Pennsylvania 2

Michigan State 12, Boston College 5

Consolation:

Boston College 6, Pennsylvania 2

Championship:

Michigan State 5, Michigan Tech 4

1974

Semifinals:Michigan Tech 7, Yale 3
Michigan 3, Harvard 2**Consolation:**

Harvard 8, Yale 3

Championship:

Michigan Tech 3, Michigan 2

1975

Semifinals:Harvard 6, Boston Univ. 2
Michigan 7, Pennsylvania 6**Consolation:**

Boston Univ. 4, Pennsylvania 2

Championship:

Michigan 6, Michigan Tech 5

1976

Semifinals:Michigan Tech 7, Bowling Green 6 (OT)
Michigan 7, Brown 2**Consolation:**

Brown 3, Bowling Green 2 (OT)

Championship:

Michigan Tech 7, Michigan 6

1977

Semifinals:Michigan Tech 6, W. Michigan 2
Michigan 4, Lake Superior State 3 (OT)**Consolation:**

Lake Superior State 6, W. Michigan 4

Championship:

Michigan Tech 8, Michigan 3

1978

Semifinals:Michigan Tech 6, Boston Univ. 4
Ohio State 5, Michigan 4**Consolation:**

Boston Univ. 8, Michigan 2

Championship:

Michigan Tech 7, Ohio State 4

1979

Semifinals:Michigan Tech 1, Wisconsin 0
Michigan 7, Michigan State 4**Consolation:**

Wisconsin 10, Michigan State 4

Championship:

Michigan Tech 5, Michigan 4 (3OT)

1980

Semifinals:Michigan Tech 9, Harvard 2
Michigan 3, Michigan State 2**Consolation:**

Michigan State 6, Harvard 4

Championship:

Michigan Tech 3, Michigan 2 (OT)

1981

Semifinals:Michigan Tech 6, Michigan State 3
Notre Dame 6, Michigan 2**Consolation:**

Michigan State 4, Michigan 4

Championship:

Notre Dame 4, Michigan Tech 3

1982

Semifinals:Michigan Tech 9, Notre Dame 6
Michigan State 6, Michigan 3**Consolation:**

Michigan 12, Notre Dame 3

Championship:

Michigan State 5, Michigan Tech 3

1983

Semifinals:Michigan Tech 5, Michigan 4 (OT)
Michigan State 5, Northern Michigan 1**Consolation:**

Northern Michigan 5, Michigan 3

Championship:

Michigan State 6, Michigan Tech 2

1984

Semifinals:Michigan Tech 4, Michigan 3
Michigan State 3, Bowling Green 1**Consolation:**

Michigan 12, Bowling Green 5

Championship:

Michigan State 7, Michigan Tech 0

1985

Semifinals:Michigan State 2, Michigan Tech 1 (OT)
Rensselaer 8, Michigan 3**Consolation:**

Michigan 6, Michigan Tech 4

Championship:

Michigan State 8, Rensselaer 3

1986

Semifinals:Michigan 4, Michigan Tech 3 (OT)
Western Michigan 7, Michigan State 3**Consolation:**

Michigan State 9, Michigan Tech 0

Championship:

Western Michigan 8, Michigan 2

1987

Semifinals:Michigan State 5, Michigan Tech 2
Wisconsin 6, Michigan 0**Consolation:**

Michigan 7, Michigan Tech 3

Championship:

Wisconsin 4, Michigan State 3

1988

Semifinals:Michigan 7, Michigan Tech 3
North Dakota 7, Michigan State 3**Consolation:**

Michigan State 7, Michigan Tech 1

Championship:

Michigan 6, North Dakota 5 (2OT)

1989

Semifinals:Michigan 7, Northern Michigan 1
Michigan State 3, Michigan Tech 2**Consolation:**

Michigan Tech 5, Northern Michigan 1

Championship:

Michigan 6, Michigan State 3

1990

Semifinals:Michigan 2, Michigan Tech 1
Maine 6, Michigan State 3**Consolation:**

Michigan Tech 3, Michigan State 2

Championship:

Michigan 3, Maine 1

1991

Semifinals:Michigan 3, Harvard 1
Michigan Tech 6, Michigan State 5**Consolation:**

Michigan State 3, Harvard 1

Championship:

Michigan 7, Michigan Tech 1

1992

Semifinals:Michigan 4, Michigan Tech 2
Northern Michigan 4, Michigan State 1**Consolation:**

Michigan State 4, Michigan Tech 3

Championship:

Michigan 8, Northern Michigan 3

1993

Semifinals:Michigan State 3, Michigan Tech 2 (OT)
Michigan 8, Notre Dame 3**Consolation:**

Notre Dame 6, Michigan Tech 8

Championship:

Michigan 4, Michigan State 2

1994

Semifinals:Michigan 13, Michigan Tech 0
Michigan State 9, Cornell 4**Consolation:**

Michigan Tech 7, Cornell 3

Championship:

Michigan 5, Michigan State 4

1995

Semifinals:Michigan 6, Northern Michigan 1
Michigan State 3, Michigan Tech 2 (OT)**Consolation:**

Michigan Tech 6, Northern Michigan 2

Championship:

Michigan 3, Michigan State 1

1996

Semifinals:Lake Superior State 5, Michigan State 0
Michigan 6, Michigan Tech 1**Consolation:**

Michigan State 4, Michigan Tech 3

Championship:

Michigan 5 Lake Superior State 4

1997

Semifinals:Michigan 3, St. Lawrence 2
Michigan State 3, Michigan Tech 1**Consolation:**

Michigan Tech 6, St. Lawrence 5

Championship:

Michigan State 5, Michigan 3



GREAT LAKES INVITATIONAL

1998

Semifinals:Michigan State 5, Northern Michigan 3
Michigan 4, Michigan Tech 1**Consolation:**

Northern Michigan 8, Michigan Tech 1

Championship:

Michigan State 3, Michigan 1

1999

Semifinals:Lake Superior State 3, Michigan 4 (OT)
Michigan State 6, Michigan Tech 3**Consolation:**

Michigan Tech 5, Lake Superior State 4

Championship:

Michigan State 3, Michigan 1

2000

Semifinals:Michigan State 4, Boston College 1
Michigan Tech 7, Michigan 3**Consolation:**

Boston College 8, Michigan 5

Championship:

Michigan State 3, Michigan Tech 2 (OT)

2001

Semifinals:North Dakota 5, Michigan 4 (OT)
Michigan State 4, Michigan Tech 1**Consolation:**

Michigan 7, Michigan Tech 3

Championship:

North Dakota 5, Michigan State 4 (OT)

2002

Semifinals:Boston Univ. 6, Michigan State 1
Michigan 5, Michigan Tech 3**Consolation:**

Michigan State 6, Michigan Tech 2

Championship:

Boston Univ. 5, Michigan 4

2003

Semifinals:Boston College 4, Michigan 1
Michigan State 7, Michigan Tech 2**Consolation:**

Michigan 6, Michigan Tech 2

Championship:

Boston College 4, Michigan State 3

2004

Semifinals:Michigan State 4, New Hampshire 3 (OT)
Michigan 4, Michigan Tech 2**Consolation:**

New Hampshire 4, Michigan Tech 3

Championship:

Michigan State 2, Michigan 1 (OT)

2005

Semifinals:Michigan State 3, Michigan Tech 2 (OT)
Colorado College 6, Michigan 1**Consolation:**

Michigan 5, Michigan Tech 3

Championship:

Colorado College 6, Michigan State 3

2006

Semifinals:Michigan State 5, Harvard 2
Michigan 4, Michigan Tech 1**Consolation:**

Harvard 3, Michigan Tech 2

Championship:

Michigan State 4, Michigan 1

2007

Semifinals:Michigan Tech 4, Michigan State 1
Michigan 6, Providence 0**Consolation:**

Providence 5, Michigan State 3

Championship:

Michigan 1, Michigan Tech 0 (2OT)

2008

Semifinals:Michigan 5, Michigan Tech 0
Michigan State 2, North Dakota 1**Consolation:**

Michigan Tech 2, North Dakota 1

Championship:

Michigan 5, Michigan State 1

2009

Semifinals:Rensselaer 4, Michigan 3
Michigan State 10, Michigan Tech 1**Consolation:**

Michigan 5, Michigan Tech 3

Championship:

Michigan State 6, Rensselaer 1

2010

Semifinals:Michigan 4, Michigan Tech 2
Colorado College 5, Michigan State 4**Consolation:**

Michigan State 5, Michigan Tech 3

Championship:

Michigan 6, Colorado College 5

2011

Semifinals:Michigan State 3, Michigan Tech 1
Michigan 4, Boston College 2**Consolation:**

Boston College 2, Michigan Tech 1

Championship:

Michigan 3, Michigan State 2 (OT)

2012

Semifinals:Western Michigan 1, Michigan State 1 (SO)
Michigan Tech 4, Michigan 0**Consolation:**

Michigan 5, Michigan State 2

Championship:

Michigan Tech 4, Western Michigan 0

2013

Semifinals:Michigan Tech 2, Michigan State 2 (SO)
Western Michigan 2, Michigan 2 (SO)**Consolation:**

Michigan State 3, Michigan 0

Championship:

Western Michigan 1, Michigan Tech 0 (OT)

2014

Semifinals:Michigan 2, Michigan Tech 1
Michigan State 2, Ferris State 0**Consolation:**

Michigan Tech 4, Ferris State 2

Championship:

Michigan 2, Michigan State 1

2015

Semifinals:Michigan Tech 3, Michigan State 2 (OT)
Michigan 3, Northern Michigan 2**Consolation:**

Northern Michigan 2, Michigan State 1 (OT)

Championship:

Michigan 4, Michigan Tech 2

2016

Semifinals:Michigan Tech 2, Michigan 0
Western Michigan 4, Michigan State 1**Consolation:**

Michigan 5, Michigan State 4 (OT)

Championship:

Western Michigan 1, Michigan Tech 0 (OT)

2017-18

Semifinals:Michigan Tech 5, Michigan State 2
Bowling Green 6, Michigan 4**Consolation:**

Michigan 6, Michigan State 4

Championship:

Bowling Green 4, Michigan Tech 1

2018

Semifinals:Michigan Tech 2, Michigan 2 (SO)
Lake Superior State 4, Michigan State 3 (OT)**Consolation:**

Michigan State 2, Michigan 2 (OT)

Championship:

Lake Superior State 6, Michigan Tech 3

2019

Semifinals:Michigan Tech 4, Michigan State 2
Michigan 4, Ferris State 1**Consolation:**

Michigan State 5, Ferris State 2

Championship:

Michigan Tech 4, Michigan 2



GREAT LAKES INVITATIONAL RECORD BOOK

Most Goals**Individual:**

- 5, Mark Jooris (Rensselaer) vs. Michigan, 1985
 Paul O'Neil (Boston University) vs. Michigan, 1972
 Ian Williams (Notre Dame) vs. Dartmouth, 1971

Team:

- 13 Michigan vs. Michigan Tech, 1994

Most Assists**Individual:**

- 6 Daryl Rice (Michigan State) vs. Boston College, 1973

Team:

- 22 Michigan State vs. Boston College, 1973
 Michigan vs. Bowling Green, 1984

Most Points**Individual:**

- 7 Mark Jooris (Rensselaer) vs. Michigan, 1985

Team:

- 34 Michigan State vs. Boston College, 1973

Most Penalties**Individual:**

- 6 Ron Rolston (Michigan Tech) vs. Michigan State, 1988

Team:

- 26 Michigan Tech vs. Michigan State, 1989

Most Penalty Minutes**Individual:**

- 16 John Grisdale (Michigan Tech) vs. Princeton, 1969

Team:

- 69 Michigan Tech vs. Michigan State, 1988

Most Goals Allowed**Individual:**

- 13 Luciano Caravaggio (Michigan Tech) vs. Michigan, 1994

Most Saves**Individual:**

- 57 Michael Lee-Teslak (Michigan Tech) vs. Michigan State, 2005

MSU:

- 49 Jeff Lerg (Michigan State) vs. Michigan, 2008 (final)

Most Shutouts**Individual:**

- 2 Phoenix Copley, Michigan Tech (vs. Michigan & WMU), 2012
 Billy Sauer, Michigan (vs. Providence & MTU), 2007

MSU:

- 1 Bob Essensa, Michigan State (vs. Michigan Tech), 1986;
 Jake Hildebrand, Michigan State (vs. Michigan), 2013
 Jake Hildebrand, Michigan State (vs. Ferris State), 2014

GLI RECORD AND FINISH BY TEAM

Team	W	L	T	Pct	1st	2nd	3rd	4th
Boston College	5	3	0	.625	1	0	3	0
Boston University	6	4	0	.600	1	0	4	0
Bowling Green	2	4	0	.333	1	0	0	2
Brown	1	3	0	.250	0	0	1	1
Colgate	1	1	0	.000	0	0	1	0
Colorado College	3	3	0	.500	1	1	0	1
Cornell	0	2	0	.000	0	0	0	1
Dartmouth	1	1	0	.500	0	0	1	0
Ferris State	0	4	0	.000	0	0	0	2
Harvard	4	6	0	.400	1	0	2	2
Lake Superior State	4	4	0	.500	1	1	1	1
Maine	1	1	0	.500	0	1	0	0
Michigan State	49	39	4	.556	12	14	12	8
Michigan	59	38	3	.607	17	14	12	6
Michigan Tech	48	60	2	.445	11	17	11	16
New Hampshire	4	2	0	.667	1	0	2	0
North Dakota	5	1	0	.833	2	1	0	0
Northern Michigan	4	8	0	.333	0	1	3	2
Notre Dame	2	6	0	.250	1	0	0	3
Ohio State	1	1	0	.500	0	1	0	0
Pennsylvania	0	4	0	.000	0	0	0	2
Princeton	0	2	0	.000	0	0	0	1
Providence	1	1	0	.500	0	0	1	0
Rensselaer	2	2	0	.500	0	2	0	0
St. Lawrence	0	2	0	.000	0	0	0	1
Toronto	2	0	0	1.000	1	0	0	0
Western Michigan	6	3	1	.650	3	1	0	1
Western Ontario	0	4	0	.000	0	0	0	2
Wisconsin	4	2	0	.667	1	1	1	0
Yale	0	2	0	.000	0	0	0	1

2020 participants in **bold**

THE BIG TEN



The 2013-14 season marked the launch of a new era in college hockey with Michigan State, Michigan, Minnesota, Ohio State, Penn State and Wisconsin beginning play in the Big Ten Conference. Notre Dame joined the conference as an affiliate member for hockey in 2017-18, giving league its seventh team.



ALL-TIME BIG TEN CHAMPIONS

Year	Champion	B1G Record	MSU	Place
2013-14	Minnesota	14-3-0-0, 45 points	5-9-6-4, 25 points	5th
2014-15	Minnesota	12-5-3-0, 39 points	11-7-2-2, 37 points	2nd
2015-16	Minnesota	14-6-0-0, 42 points	6-12-2-1, 21 points	5th
2016-17	Minnesota	14-5-1-0, 43 points	3-14-3-1, 13 points	6th
2017-18	Notre Dame	17-6-1-1, 53 points	6-16-2-1, 21 points	7th
2018-19	Ohio State	13-7-4-3, 46 points	8-12-4-2, 30 points	7th
2019-20	Penn State	12-8-4-1, 41 points	11-11-2-0, 35 points	6th

ALL-TIME BIG TOURNAMENT CHAMPIONS

Season	Champion (seed)	Coach	Runner-up
2014	Wisconsin (2)	Mike Eaves	Ohio State
2015	Minnesota (1)	Don Lucia	Michigan
2016	Michigan (2)	Red Berenson	Minnesota
2017	Penn State (4)	Guy Gadowski	Wisconsin
2018	Notre Dame (1)	Jeff Jackson	Ohio State
2019	Notre Dame (2)	Jeff Jackson	Penn State
2020	-		

SPARTAN BIG HONOREES

PLAYER OF THE YEAR

2015	Jake Hildebrand
2019	Taro Hirose

GOALTENDER OF THE YEAR

2015	Jake Hildebrand
------	-----------------

FRESHMAN OF THE YEAR

2018	Mitchell Lewandowski
------	----------------------

SCORING CHAMPION

2019	Taro Hirose
------	-------------

MSU ALL-TIME IN THE BIG TOURNAMENT

2014 - No. 5 seed

Xcel Energy Center, St. Paul, Minn.

Q	Ohio State.....	L, 1-2 (OT)
---	-----------------	-------------

2015 - No. 2 seed

Joe Louis Arena, Detroit, Mich.

Q	Bye	
S	Michigan.....	L, 1-4

2016 - No. 5 seed

Xcel Energy Center, St. Paul, Minn.

Q	Ohio State.....	L, 3-4 (OT)
---	-----------------	-------------

2017 - No. 6 seed

Joe Louis Arena, Detroit, Mich.

Q	Ohio State.....	L, 3-6
---	-----------------	--------

2018 - No. 7 seed

Value City Arena, Columbus, Ohio

Q3	Ohio State.....	L, 2-6
Q3	Ohio State.....	L, 3-4 (OT)

2019 - No. 7 seed

Compton Family Ice Arena, Notre Dame, Ind.

Q3	Notre Dame.....	L, 0-1
Q3	Notre Dame.....	L, 0-2

2020 - No. 6 seed

Yost Ice Arena, Ann Arbor

Q3	Michigan.....	L, 0-3
Q3	Michigan.....	L, 0-3

Q - Quarterfinal

Q3 - Best-of-three quarterfinal

S - Semifinal



THE BIG TEN

ALL-BIG TEN SELECTIONS

2014 Greg Wolfe (HM) Jake Chelios (HM) Jake Hildebrand (HM)	2016 Jake Hildebrand (HM)	2019 Taro Hirose (1st) Patrick Khodorenko (2nd) Mitchell Lewandowski (HM) Zach Osburn (HM)	2020 Patrick Khodorenko (1st) Jerad Rosburg (2nd) Dennis Cesana (2nd) John Lethemon (2nd) Mitchell Lewandowski (HM)
2015 Jake Hildebrand (1st) Travis Walsh (2nd) Matt Berry (HM)	2017 Carson Gatt (HM)		
	2018 Taro Hirose (2nd) Carson Gatt (HM) Mitchell Lewandowski (HM)		

ALL-FRESHMAN TEAM SELECTIONS

2015 Josh Jacobs	2018 Mitchell Lewandowski
2016 Zach Osburn	2019 Dennis Cesana Drew DeRidder

ACADEMIC ALL-BIG TEN SELECTIONS

2014 Matt Berry (14) David Bondra Zack Cisek Brent Darnell Michael Ferrantino Nickolas Gatt Jake Hildebrand Justin Hoomaian Ryan Keller Brock Krygier Nate Phillips Tanner Sorenson Travis Walsh Greg Wolfe	2016 Joel Arseneault (15) David Bondra Joe Cox Thomas Ebbing Michael Ferrantino Carson Gatt Villiam Haag Jake Hildebrand Justin Hoomaian Chris Knudson Mackenzie MacEachern Nate Phillips JT Stenglein Travis Walsh Connor Wood	John Lethemon Jerad Rosburg Sam Saliba Brennan Sanford Anthony Scarsella Spencer Wright	John Lethemon Mitchell Mattson Tommy Miller Jerad Rosburg Sam Saliba Anthony Scarsella Jake Smith Spencer Wright
2015 Matt Berry (16) David Bondra Zack Cisek Joe Cox Brent Darnell Michael Ferrantino Villiam Haag Jake Hildebrand Justin Hoomaian Chris Knudson Brock Krygier Mackenzie MacEachern Nate Phillips Tanner Sorenson JT Stenglein Travis Walsh	2017 Mason Appleton (9) Joe Cox Carson Gatt Villiam Haag Chris Knudson Jerad Rosburg Brennan Sanford JT Stenglein Connor Wood	2019 Gianluca Esteves (14) Butrus Ghafari Taro Hirose Austin Kamer Patrick Khodorenko Logan Lambdin John Lethemon Tommy Miller Jerad Rosburg Sam Saliba Brennan Sanford Anthony Scarsella Jake Smith Spencer Wright	
	2018 Carson Gatt (11) Butrus Ghafari Taro Hirose Patrick Khodorenko Logan Lambdin	2020 Tommy Apap (17) Dennis Cesana Drew DeRidder Gianluca Esteves Butrus Ghafari Adam Goodsir Austin Kamer Patrick Khodorenko Christian Krygier	

BIG TEN DISTINGUISHED SCHOLARS

2014 Michael Ferrantino Justin Hoomaian Brock Krygier Travis Walsh	2016 David Bondra Villiam Haag Justin Hoomaian Nate Phillips Travis Walsh	2019 Austin Kamer
2015 David Bondra Joe Cox Justin Hoomaian Chris Knudson Brock Krygier	2018 Jerad Rosburg Brennan Sanford	2020 Adam Goodsir Austin Kamer Jerad Rosburg



THE CENTRAL COLLEGIATE HOCKEY ASSOCIATION

2012-13 marked the 40th and final season of the Central Collegiate Hockey Association.

The CCHA sent at least four teams to the NCAA Tournament in four of its last five seasons, and regularly has several teams not only contending for the NCAA Championship, but also ranked among the nation's Top 10. In 2012, the CCHA sent five teams to the NCAA Tournament: Michigan State, Miami, Western Michigan, and Michigan, as well as NCAA finalist Ferris State.

The CCHA began in the 1971-72 season with four teams (Ohio State, St. Louis, Bowling Green, and Ohio University). A period followed which saw both growth and attrition; In 1981-82, Michigan State, Michigan Tech, Michigan and Notre Dame jumped from the Western Collegiate Hockey Association to the CCHA. Also that year, the league welcomed Illinois-Chicago into the fold. The league expanded to 12 teams in 1999-2000 as Nebraska-Omaha was welcomed to the CCHA in the first expansion for the conference since Northern Michigan joined in 1997-98.

Michigan State led all schools with a total of 586 CCHA victories. MSU captured regular-season titles in 1985, 1986, 1989, 1990, 1998, 1999 and 2001 along with playoff championships in a league-record 11 of its 32 seasons as a CCHA member. Michigan State also holds the best winning percentage in league play of any CCHA member past or present.

The CCHA's prestige was highlighted by its eight national champions since 1984 — Bowling Green (1984), Michigan State (1986 and 2007), Lake Superior (1988, 1992 and 1994) and Michigan (1996 and 1998).



CCHA ALL-TIME STANDINGS

(1971-72 through 2012-13; Regular-Season Games Only)

	SEASONS	GAMES	W	L	T	PCT.	REG. SEASON TITLES (MR)	PLAYOFF TITLES (MR)
MICHIGAN STATE	32	956	586	277	93	.661	7 (2001)	11 (2006)
Michigan	32	944	558	313	73	.630	11 (2011)	8 (2010)
Northern Michigan	23	628	309	256	60	.540	2 (1981)	2 (1981)
Lake Superior State	40	1,086	489	486	111	.501	4 (1996)	5 (1995)
Bowling Green	40	1,072	497	493	80	.501	7 (1987)	5 (1988)
Miami	31	942	416	438	88	.488	4 (2013)	1 (2011)
Notre Dame	23	658	273	303	82	.477	2 (2009)	3 (2013)
Ohio State	40	1,058	453	529	104	.477	1 (1972)	2 (2004)
Western Michigan	40	1,060	433	516	111	.460	0	2 (2012)
Ferris State	34	992	388	490	114	.449	2 (2012)	0
Alaska	18	518	181	276	61	.408	0	0
Former CCHA teams								
Saint Louis	8	120	72	42	6	.625	3 (1977)	3 (1976)
Michigan Tech	3	90	50	39	1	.561	0	0
Nebraska-Omaha	11	308	122	139	47	.472	0	0
Illinois-Chicago	14	433	142	265	26	.358	0	0
Kent State	2	60	16	41	3	.292	0	0
Ohio	2	26	2	24	0	.077	0	0

THE CENTRAL COLLEGIATE HOCKEY ASSOCIATION

ALL-TIME CCHA CHAMPIONS

Year	Champion	Conf. Record	MSU	Place
1971-72	Ohio State	8-4-0	--	--
1972-73	St. Louis	13-3-0	--	--
1973-74	Lake Superior	5-3-0	--	--
1974-75	St. Louis	5-3-0	--	--
1975-76	Bowling Green	11-4-1	--	--
1976-77	St. Louis	13-2-1	--	--
1977-78	Bowling Green	15-3-0	--	--
1978-79	Bowling Green	21-2-1	--	--
1979-80	Northern Michigan	17-3-0	--	--
1980-81	Northern Michigan	18-4-0		
1981-82	Bowling Green	20-7-1	21-10-1	second/11
1982-83	Bowling Green	24-5-3	23-9-0	second/11
1983-84	Bowling Green	22-4-2	21-9-0	T-second/11
1984-85	Michigan State	27-5-0	27-5-0	first/9
1985-86	Michigan State	23-7-2	23-7-2	first/9
1986-87	Bowling Green	24-6-2	23-8-1	second/9
1987-88	Lake Superior	22-4-6	18-11-3	third/9
1988-89	Michigan State	25-6-1	25-6-1	first/9
1989-90	Michigan State	26-3-3	26-3-3	first/9
1990-91	Lake Superior	26-2-4	14-13-5	fifth/9
1991-92	Michigan	22-7-3	18-7-7	third/9
1992-93	Miami	22-3-5	18-10-2	fourth/11
1993-94	Michigan	24-5-1	17-8-5	third/11
1994-95	Michigan	22-4-1	17-7-3	third/10
1995-96	Lake Superior/Michigan	22-6-2	22-7-1	third/11
1996-97	Michigan	21-3-3	16-7-4	third/10
1997-98	Michigan State	21-5-4	21-5-4	first/11
1998-99	Michigan State	20-3-7	20-3-7	first/11
1999-2000	Michigan	19-6-3	18-8-2	second/12
2000-01	Michigan State	21-4-3	21-4-3	first/12
2001-02	Michigan	19-5-4	18-6-4	second/12
2002-03	Ferris State	22-5-1	17-10-1	fourth/12
2003-04	Michigan	18-8-2	17-9-2	third/12
2004-05	Michigan	23-3-2	12-13-3	sixth/12
2005-06	Miami	20-6-2	14-7-7	second/12
2006-07	Notre Dame	21-4-3	15-10-3	fourth/12
2007-08	Michigan	20-4-4	19-6-3	third/12
2008-09	Notre Dame	21-4-3	7-17-4	T-10th/12
2009-10	Miami	21-2-5	14-8-6	second/12
2010-11	Michigan	20-7-1	11-15-2	10th/11
2011-12	Ferris State	16-7-5	14-11-3	fifth/11
2012-13	Miami	17-7-4	9-18-1	11th/11

SPARTAN CCHA HONOREES

PLAYER OF THE YEAR

1990	Kip Miller
1992	Dwayne Norris
1998	Chad Alban
1999	Mike York
2000	Shawn Horcoff
2001	Ryan Miller
2002	Ryan Miller
2012	Torey Krug

ROOKIE OF THE YEAR

1984	Bill Shibicky
1986	Joe Murphy
1989	Rod Brind'Amour
2006	Jeff Lerg

COACH OF THE YEAR

1985	Ron Mason
1989	Ron Mason
1990	Ron Mason
1999	Ron Mason

BEST OFFENSIVE DEFENSEMAN

1991	Jason Woolley
2002	John-Michael Liles
2003	John-Michael Liles
2004	A.J. Thelen
2011	Torey Krug
2012	Torey Krug

BEST DEFENSIVE DEFENSEMAN

1992	Joby Messier
1997	Tyler Harlton
1998	Tyler Harlton
1999	Mike Weaver
2000	Mike Weaver
2001	Andrew Hutchinson
2003	Brad Fast

BEST DEFENSIVE FORWARD

1999	Mike York
2000	Shawn Horcoff
2001	John Nail
2006	Drew Miller
2008	Justin Abdelkader

BEST GOALTENDER

2000	Ryan Miller
2001	Ryan Miller
2002	Ryan Miller
2004	Dominic Vicari

TERRY FLANAGAN AWARD

1993	Wes McCauley
1996	Jon Gaskins
1998	Bryan Adams
2003	Brian Maloney

ILITCH HUMANITARIAN AWARD

2006	Drew Miller
2008	Justin Abdelkader
2009	Jeff Lerg
2011	Trevor Nill

CCHA SCHOLAR-ATHLETE

2008	Jeff Lerg
------	-----------



THE CENTRAL COLLEGIATE HOCKEY ASSOCIATION

ALL-CCHA SELECTIONS

1982	Newell Brown (1st)	1988	Tom Miller (1st)	1995	Anson Carter (1st)	2002	Ryan Miller (1st)
	Ron Scott (1st)		Jason Muzzatti (2nd)		Mike Buzak (2nd)		John-Michael Liles (1st)
	Gary Haight (2nd)		Bobby Reynolds (2nd)		Rem Murray (2nd)		Andrew Hutchinson (2nd)
	Mark Hamway (2nd)	1989	Kip Miller (1st)	1996	Anson Carter (2nd)		Brad Fast (HM)
1983	Ken Leiter (1st)		Chris Luongo (2nd)	1997	Sean Berens (2nd)	2003	John-Michael Liles (1st)
	Ron Scott (1st)		Bobby Reynolds (2nd)		Chad Alban (HM)		Brad Fast (1st)
	Gary Haight (2nd)		Steve Beadle (HM)		Tyler Harlton (HM)		Jim Slater (1st)
	Mark Hamway (HM)		Danton Cole (HM)		Mike York (HM)	2004	Jim Slater (1st)
	Dan McFall (HM)		Jason Muzzatti (HM)	1998	Chad Alban (1st)		A.J. Thelen (1st)
1984	Dan McFall (1st)	1990	Kip Miller (1st)		Sean Berens (1st)	2005	Jim Slater (HM)
	Norm Foster (2nd)		Jason Muzzatti (1st)		Tyler Harlton (1st)	2006	Corey Potter (HM)
1985	Bob Essensa (1st)		Don Gibson (2nd)		Mike York (2nd)		Jeff Lerg (HM)
	Gary Haight (1st)		Pat Murray (2nd)		Mike Weaver (HM)	2007	Mike Ratchuk (HM)
	Don McSween (1st)		Steve Beadle (HM)	1999	Mike Weaver (1st)	2008	Jeff Lerg (1st)
	Kelly Miller (1st)		Shawn Heaphy (HM)		Mike York (1st)		Tim Kennedy (2nd)
	Craig Simpson (1st)	1991	Jason Woolley (1st)		Joe Blackburn (2nd)		Justin Abdelkader (HM)
	Tom Anastos (2nd)		Mike Gilmore (2nd)		Bryan Adams (HM)		Michael Ratchuk (HM)
	Dan McFall (2nd)	1992	Joby Messier (1st)	2000	Shawn Horcoff (1st)		Daniel Vukovic (HM)
1986	Mike Donnelly (1st)		Dwayne Norris (1st)		Mike Weaver (1st)	2009	Jeff Lerg (2nd)
	Don McSween (1st)		Mike Gilmore (HM)		Adam Hall (2nd)	2010	Drew Palmisano (2nd)
	Bob Essensa (2nd)		Bryan Smolinski (HM)		Ryan Miller (2nd)		Jeff Petry (2nd)
	Norm Foster (HM)	1993	Bryan Smolinski (1st)		John-Michael Liles (HM)		Corey Tropp (2nd)
1987	Don McSween (1st)		Rem Murray (HM)	2001	Ryan Miller (1st)	2011	Torey Krug (1st)
	Mitch Messier (1st)	1994	Anson Carter (1st)		Andrew Hutchinson (2nd)	2012	Torey Krug (1st)
	Bill Shibicky (2nd)		Mike Buzak (2nd)		John-Michael Liles (HM)		
	Bob Essensa (HM)		Steve Guolla (2nd)		Rustyn Doljny (HM)		
	Kevin Miller (HM)		Rem Murray (HM)				

ALL-ROOKIE TEAM SELECTIONS

1989	Rod Brind'Amour (1st)	1994	Steve Ferranti (HM)	1999	Adam Hall (1st)	2006	Jeff Lerg (1st)
	Peter White (1st)		Chris Slater (HM)		Andrew Hutchinson (HM)		Justin Abdelkader (HM)
	Jason Woolley (1st)		Tony Tuzzolino (HM)	2000	Ryan Miller (1st)		Tim Crowder (HM)
	Joby Messier (HM)	1995	Sean Berens (HM)		John-Michael Liles (HM)		Tim Kennedy (HM)
	Dwayne Norris (HM)		Richard Keyes (HM)		Brian Maloney (HM)	2008	Jeff Petry (1st)
1990	Bryan Smolinski (HM)		Mike Watt (HM)	2002	Jim Slater (1st)	2009	Daultan Leveille (HM)
	Michael Stewart (HM)	1996	Chris Bogas (1st)		Duncan Keith (HM)	2010	Torey Krug
	Rob Woodward (HM)		Mike York (1st)	2003	David Booth (1st)		Derek Grant (HM)
1991	Steve Norton (HM)		Jeff Kozakowski (HM)	2004	A.J. Thelen (1st)	2011	Jake Chelios (HM)
1992	Rem Murray (1st)	1997	Shawn Horcoff (HM)		Dominic Vicari (1st)		Will Yanakeff (HM)
	Steve Suk (1st)		Mike Weaver (HM)		Tommy Goebel (HM)	2012	Matt Berry (HM)
1993	Anson Carter (HM)	1998	Rustyn Doljny (1st)				

ALL-ACADEMIC TEAM

1982	Ron Scott (1st)	1990	Walter Bartels (1st)	1999	Shawn Horcoff (1st)	2006	Jeffrey Dunne
1983	Ron Scott (1st)		Mike Gilmore (1st)		Joe Blackburn (HM)	2007	Jeff Lerg
	Kelly Miller (HM)		Don Gibson (HM)		Andrew Bogle (HM)	2008	Jeff Lerg
1984	Kelly Miller (1st)		Jason Muzzatti (HM)	2000	Joe Blackburn (1st)	2009	Jeff Lerg
1985	Bob Essensa (1st)	1991	Walter Bartels (1st)		Shawn Horcoff (1st)	2010	Drew Palmisano
	Kelly Miller (1st)		Mike Gilmore (1st)	2001	Joe Blackburn (HM)	2011	Brock Shergren
	Don McSween (HM)	1992	Mike Gilmore (1st)		Brad Fast (HM)	2012	Brock Shergren
1986	Bob Essensa (1st)		Bart Turner (HM)		Adam Hall (HM)		
	Don McSween (1st)	1993	Bart Turner (HM)	2002	Brad Fast (1st)		
	Kevin Miller (HM)	1994	Eric Kruse (HM)		Adam Hall (1st)		
1987	Bob Essensa (1st)		Nicolas Perreault (HM)		Tim Hearon (HM)		
	Don McSween (1st)	1995	Dean Sylvester (HM)		Ryan Miller (HM)		
	Danton Cole (HM)	1996	Tyler Harlton (HM)	2003	Brad Fast (HM)		
1988	Danton Cole (1st)	1997	Tyler Harlton (1st)		Troy Ferguson (HM)		
1989	Walt Bartels (1st)	1998	Tyler Harlton (1st)		Tim Hearon (HM)		
	Danton Cole (1st)		Shawn Horcoff (HM)	2004	Colton Fretter (HM)		
	Jason Muzzatti (HM)		Kevin O'Keefe (HM)		Steve Swistak (HM)		



CCHA TOURNAMENT

Michigan State enjoyed unprecedented success in the CCHA's post-season event, capturing 11 titles, two more than any other team.

The Spartans won the tournament title in their first four seasons in the league, and its tradition of success extended into 2006, where the Green and White hung its 11th banner in the Joe Louis Arena rafters. The Spartans appeared in 15 of the league's 32 championship games since joining the league for the 1981-82 season, nearly 50 percent.

The CCHA employed a new playoff structure for the 2005-06 season in which each team qualified for the postseason, with the top four teams in the regular-season standings receiving a bye week.

ALL-TIME CCHA TOURNAMENT STANDINGS

	Years	W	L	T	Pct.	Titles	Most Recent
Michigan	30	83	30	0	.735	9	2010
Michigan State	32	83	35	0	.728	11	2006
Northern Michigan	23	45	37	7	.545	2	1981
Lake Superior	34	56	51	0	.523	4	1995
Bowling Green	40	64	61	2	.512	5	1988
Miami	24	35	38	0	.479	1	2011
Notre Dame	20	31	35	0	.470	3	2013
Ohio State	37	46	64	4	.421	2	2004
Alaska	16	20	33	0	.377	0	
Western Michigan	32	34	57	2	.376	2	2012
Ferris State	33	25	59	3	.305	0	

Former CCHA teams

St. Louis	7	12	5	2	.684	3	
Nebraska-Omaha	11	20	22	0	.476	0	
Michigan Tech	3	1	5	2	.250	0	
Illinois-Chicago	10	4	21	0	.160	0	
Kent State	2	0	4	0	.000	0	
Ohio University	1	0	2	0	.000	0	



THE MASON CUP

By a unanimous vote of head coaches and league athletic directors on Oct. 3, 2000, the CCHA Playoff Championship trophy was renamed the Mason Cup in honor of longtime coach Ron Mason.

Mason stepped down from behind the bench – and into the athletics director position – at Michigan State University at the conclusion of the 2001-02 season. He retired as college hockey's all-time winningest coach, (924 victories), won 13 CCHA titles (10 at MSU, and three during his time at Bowling Green) as well as a National Championship with his 1986 Spartan squad.



CCHA TOURNAMENT

ALL-TIME CCHA TOURNAMENT CHAMPIONS

Season	Tournament (seed)	Coach	Runner-up
1971-72	Ohio State (1)	Dave Chambers	St. Louis
1972-73	Bowling Green (3)	Jack Vivian	Ohio State
1973-74	St. Louis (2)	Bill Selman	Lake Superior
1974-75	St. Louis (1)	Bill Selman	Lake Superior
1975-76	St. Louis (2)	Bill Selman	W. Michigan
1976-77	Bowling Green (2)	Ron Mason	St. Louis
1977-78	Bowling Green (1)	Ron Mason	St. Louis
1978-79	Bowling Green (1)	Ron Mason	Ohio State
1979-80	Northern Michigan (1)	Rick Comley	Ferris State
1980-81	Northern Michigan (1)	Rick Comley	Ohio State
1981-82	Michigan State (2)	Ron Mason	Notre Dame
1982-83	Michigan State (2)	Ron Mason	Bowling Green
1983-84	Michigan State (3)	Ron Mason	W. Michigan
1984-85	Michigan State (1)	Ron Mason	Lake Superior
1985-86	Western Michigan (3)	Bill Wilkinson	Michigan State
1986-87	Michigan State (2)	Ron Mason	Bowling Green
1987-88	Bowling Green (2)	Jerry York	Lake Superior
1988-89	Michigan State (1)	Ron Mason	Lake Superior
1989-90	Michigan State (1)	Ron Mason	Lake Superior
1990-91	Lake Superior (1)	Jeff Jackson	Michigan
1991-92	Lake Superior (2)	Jeff Jackson	Michigan
1992-93	Lake Superior (3)	Jeff Jackson	Miami
1993-94	Michigan (1)	Red Berenson	Lake Superior
1994-95	Lake Superior (4)	Jeff Jackson	Michigan State
1995-96	Michigan (2)	Red Berenson	Lake Superior
1996-97	Michigan (1)	Red Berenson	Michigan State
1997-98	Michigan State (1)	Ron Mason	Ohio State
1998-99	Michigan (2)	Red Berenson	N. Michigan
1999-00	Michigan State (2)	Ron Mason	Nebraska Omaha
2000-01	Michigan State (1)	Ron Mason	Michigan
2001-02	Michigan (1)	Red Berenson	Michigan State
2002-03	Michigan (1)	Red Berenson	Ferris State
2003-04	Ohio State (4)	John Markell	Michigan
2004-05	Michigan (1)	Red Berenson	Ohio State
2005-06	Michigan State (2)	Rick Comley	Miami
2006-07	Notre Dame (1)	Jeff Jackson	Michigan
2007-08	Michigan (1)	Red Berenson	Miami
2008-09	Notre Dame (1)	Jeff Jackson	Michigan
2009-10	Michigan (7)	Red Berenson	Northern Michigan
2010-11	Miami (3)	Rico Blasi	Western Michigan
2011-12	Western Michigan (3)	Andy Murray	Michigan
2012-13	Notre Dame (2)	Jeff Jackson	Michigan

MSU'S CCHA
ALL-TOURNAMENT
SELECTIONS

MOST VALUABLE PLAYER

1982	Ron Scott
1985	Norm Foster
1987	Bobby Reynolds
1989	Jason Muzzatti
1990	Peter White
1998	Mike York
2000	Ryan Miller
2001	Ryan Miller
2006	Jeff Lerg

ALL-TOURNAMENT TEAM

1982	Mark Hamway Ron Scott
1983	Gord Flegel Kelly Miller
1984	Newell Brown Jeff Eisle Gord Flegel
1985	Norm Foster Tom Anastos Norm Foster Dan McFall Don McSweeney Kelly Miller Craig Simpson
1987	Don McSweeney Bobby Reynolds
1988	Bobby Reynolds
1989	Brad Hamilton Jason Muzzatti
1990	Jason Muzzatti Peter White
1992	Dwayne Norris
1994	Steve Guolla
1995	Mike Buzak Chris Slater
1997	Chad Alban Chris Bogas Mike Watt Mike Weaver
1998	Tyler Harlton Mike York
2000	Rustyn Dolyny Shawn Horcoff Andrew Hutchinson
2001	Ryan Miller Adam Hall Andrew Hutchinson Ryan Miller Sean Patchell
2002	Brad Fast
2006	Tim Crowder Jeff Lerg Drew Miller



SPARTANS YEAR-BY-YEAR CCHA TOURNAMENT

1982 - No. 2 seed

Q	LAKE SUPERIOR.....	W, 9-1
Q	LAKE SUPERIOR.....	L, 3-4
S	vs. Michigan Tech.....	W, 3-2
Ch	vs. Notre Dame.....	W, 4-1

1983 - No. 2 seed

Q	FERRIS STATE.....	W, 4-2
Q	FERRIS STATE.....	W, 5-1
S	vs. Ohio State.....	W, 8-3
Ch	vs. Bowling Green.....	W, 4-3 (ot)

1984 - No. 3 seed

Q	MICHIGAN TECH.....	W, 5-3
Q	MICHIGAN TECH.....	W, 3-1
S	vs. Ohio State.....	W, 8-3
Ch	vs. Western Michigan.....	W, 5-0

1985 - No. 1 seed

Q	MIAMI.....	W, 4-3
Q	MIAMI.....	W, 7-1
S	vs. Ohio State.....	W, 8-0
Ch	vs. Lake Superior.....	W, 5-1

1986 - No. 1 seed

Q	MICHIGAN.....	W, 4-3
Q	MICHIGAN.....	W, 5-2
S	vs. Lakes Superior.....	W, 3-2
Ch	vs. Western Michigan.....	L, 3-1

1987 - No. 2 seed

Q	MICHIGAN.....	W, 8-7 (ot)
Q	MICHIGAN.....	W, 6-3
S	vs. Western Michigan.....	W, 6-3
Ch	vs. Bowling Green.....	W, 4-3 (ot)

1988 - No. 3 seed

Q	ILLINOIS-CHICAGO.....	W, 9-4
Q	ILLINOIS-CHICAGO.....	W, 6-3
S	vs. Bowling Green.....	L, 6-4
Co	vs. Western Michigan.....	W, 9-6

1989 - No. 1 seed

Q	OHIO STATE.....	W, 9-5
Q	OHIO STATE.....	W, 11-4
S	vs. Bowling Green.....	W, 3-2
Ch	vs. Lake Superior.....	W, 4-1

1990 - No. 1 seed

Q	FERRIS STATE.....	W, 6-4
Q	FERRIS STATE.....	W, 13-1
S	vs. Michigan.....	W, 4-3 (ot)
Ch	vs. Lake Superior.....	W, 4-3

1991 - No. 5 seed

Q	at Western Michigan.....	L, 4-3
Q	at Western Michigan.....	L, 4-2

1992 - No. 3 seed

Q	FERRIS STATE.....	W, 5-2
Q	FERRIS STATE.....	W, 4-1
S	vs. Lake Superior.....	L, 5-3
Co	vs. Miami.....	W, 8-5

1993 - No. 4 seed

F	KENT STATE.....	W, 6-5
F	KENT STATE.....	W, 2-2
Q	vs. Ferris State.....	L, 3-2

1994 - No. 3 seed

F	ILLINOIS-CHICAGO.....	L, 4-3
F	ILLINOIS-CHICAGO.....	W, 2-1 (ot)
F	ILLINOIS-CHICAGO.....	W, 8-3
Q	vs. Bowling Green.....	W, 3-2 (ot)
S	vs. Lake Superior.....	L, 4-0

1995 - No. 3 seed

Q	ILLINOIS-CHICAGO.....	W, 6-4
Q	ILLINOIS-CHICAGO.....	W, 4-2
S	vs. Bowling Green.....	W, 4-3 (ot)
Ch	vs. Lake Superior.....	L, 5-3

1996 - No. 3 seed

Q	FERRIS STATE.....	W, 3-2 (ot)
Q	FERRIS STATE.....	L, 5-1
Q	FERRIS STATE.....	W, 3-1
S	vs. Michigan.....	L, 6-2

1997 - No. 3 seed

Q	WESTERN MICHIGAN.....	W, 4-1
Q	WESTERN MICHIGAN.....	W, 3-1
S	vs. Miami.....	W, 4-3 (ot)
Ch	vs. Michigan.....	L, 3-1

1998 - No. 1 seed

Q	FERRIS STATE.....	W, 3-1
Q	FERRIS STATE.....	W, 2-1
S	vs. Northern Michigan.....	W, 5-1
Ch	vs. Ohio State.....	W, 3-2 (2ot)

1999 - No. 1 seed

Q	LAKE SUPERIOR.....	W, 3-2
Q	LAKE SUPERIOR.....	W, 4-0
S	vs. Northern Michigan.....	L, 5-3

2000 - No. 2 seed

Q	MIAMI.....	W, 6-2
Q	MIAMI.....	W, 5-1
S	vs. Notre Dame.....	W, 4-0
Ch	vs. Nebraska-Omaha.....	W, 6-0

2001 - No. 1 seed

F	ALASKA FAIRBANKS.....	W, 5-2
F	ALASKA FAIRBANKS.....	W, 3-2 (ot)
S	vs. Bowling Green.....	W, 2-1
Ch	vs. Michigan.....	W, 2-0

2002 - No. 2 seed

F	BOWLING GREEN.....	W, 4-3 (ot)
F	BOWLING GREEN.....	W, 4-2
S	vs. Northern Michigan.....	W, 2-1
Ch	vs. Michigan.....	L, 3-2

2003 - No. 4 seed

F	ALASKA FAIRBANKS.....	W, 11-1
F	ALASKA FAIRBANKS.....	W, 3-1
Q	vs. Northern Michigan.....	L, 7-5

2004 - No. 3 seed

F	FERRIS STATE.....	W, 6-4
F	FERRIS STATE.....	W, 5-3
Q	vs. Northern Michigan.....	L, 2-1

2005 - No. 6 seed

F	MIAMI.....	W, 2-1
F	MIAMI.....	W, 5-4 (ot)
Q	vs. Nebraska-Omaha.....	W, 5-0
S	vs. Ohio State.....	L, 4-1
Co	vs. Alaska Fairbanks.....	L, 3-2

2006 - No. 2 seed

Q	ALASKA-FAIRBANKS.....	L, 2-1
Q	ALASKA-FAIRBANKS.....	W, 6-1
Q	ALASKA-FAIRBANKS.....	W, 7-4
S	vs. Michigan.....	W, 4-1
Ch	Miami.....	W, 2-1

2007 - No. 4 seed

Q	NEBRASKA-OMAHA.....	W, 4-2
Q	NEBRASKA-OMAHA.....	W, 4-1
S	vs. Michigan.....	L, 2-5
Co	vs. Lake Superior.....	W, 7-6 (OT)

2008 - No. 3 seed

Q	NORTHERN MICHIGAN.....	W, 5-1
Q	NORTHERN MICHIGAN.....	L, 1-2
Q	NORTHERN MICHIGAN.....	L, 2-3 (ot)

2009 - No. 11 seed

F	at Northern Michigan.....	L, 3-5
F	at Northern Michigan.....	L, 2-8

2010 - No. 2 seed

Q	MICHIGAN.....	L, 1-5
Q	MICHIGAN.....	L, 3-5

2011 - No. 10 seed

F	at Alaska.....	L, 1-2 (OT)
F	at Alaska.....	L, 2-3 (2OT)

2012 - No. 5 seed

Q	at Miami.....	L, 6-0
Q	at Miami.....	L, 4-1

2013 - No. 11 seed

F	at Alaska.....	W, 2-1 (OT)
F	at Alaska.....	L, 4-1
F	at Alaska.....	W, 4-3
Q	at Miami.....	W, 3-0
Q	at Miami.....	L, 4-1
Q	at Miami.....	L, 4-1

*Home games in ALL CAPS**Neutral site games designated by 'vs.'**F-First Round**Q-Quarterfinal**S-Semifinal**Co-Consolation**Ch-Championship*

Home Record: 48-8

Road Record: 3-7

Neutral Site Record: 30-16



CCHA TOURNAMENT

TOURNAMENT RECORDS BY ROUND

Opponent	First	Quarterfinal	Semifinals	Consolation	Championship	TOTAL
Alaska Fairbanks	6-3	2-1		0-1		6-4
Bowling Green	2-0	1-0	3-1		2-0	8-1
Ferris State	2-0	9-3				11-3
Lake Superior State		3-1	1-2	1-0	3-1	8-4
Miami	2-0	5-4	1-0	1-0	1-0	9-2
Michigan		4-3	2-1		1-2	7-6
Nebraska-Omaha	2-0	1-0			1-0	4-0
Northern Michigan	0-2	1-4	2-1			3-7
Notre Dame			1-0		1-0	2-0
Ohio State		2-0	3-1		1-0	6-1
Western Michigan		2-2	1-0	1-0	1-1	5-3
Kent State		2-0				2-0
Illinois - Chicago	2-1	4-0				6-1
Michigan Tech		2-0	1-0			3-0
TOTALS	16-6	37-15	15-6	3-1	11-4	83-35

SPARTAN CCHA RECORD HOLDERS

TEAM RECORDS

Most Semifinal Appearances.....	21
Most Championship Game Appearances.....	15
Consecutive Tournament Appearances.....	26 (1982-2006)
Largest Winning Margin.....	12 (MSU 13, FSU 1, 1990 QF)
Largest Winning Margin, Championship Game.....	6 (MSU 6, UNO 0, 2000)

SCORING

Fewest Goals, two teams, first round.....	7; vs. Ferris State, 1998 *
Most Goals, One Team, One Game.....	13; vs. Ferris State (13-1 W), 1990 QF *
Most Goals, One Team, One Period.....	7; vs. Ferris State, 2nd period (13-1 W), 1990 QF *
Most PPG, Two Teams, One Period.....	4 (MSU 2, WMU 2), 2nd Period (9-6 W, 1988 Cons.) *
Most PPG, Two Teams, Champ. Game.....	3 (LSSU 2, MSU 1), 4-3 W, 1990 *
Most SHG, One Team, One Year.....	3, 2000
Most SHG, One Team, One Game.....	2 vs. Miami (6-2 W, 2000 QF) *
Fastest Three Goals, One Team.....	1:46, vs. UAF (2006 Quarterfinal, 6-1 W) (Second Period: Crowder 19:11, Lerg 19:37; Third Period: Lawrence 0:57)
Most Shots, Period.....	25 3rd per vs. Kent State (5-2 W, 1993 QF)
Shutouts, One Playoff Year, One Team.....	2, 2000 *

INDIVIDUAL RECORDS

Most Goals, One Year.....	8, Bobby Reynolds, 1988
Most Points, One Year.....	13, Bobby Reynolds, 1988 (8 g, 5 a)
Most Points, One Game.....	6, Bobby Reynolds (4-2-6) vs. WMU (9-6 W), 1988 Cons. *
Shorthanded Goals, One Year.....	2, Troy Ferguson, 2000 *
Game-Winning Goals, Career.....	4, Peter White (1989-92)
Overtime Goals, Career.....	2, Steve Guolla (1994 QF vs. UIC, 1995 Semi vs. BGSU)

* - shared records

SPARTAN HOCKEY IN DETROIT



The state-of-the-art, \$860 million Little Caesars Arena opened in the fall of 2018 as the new home of the Detroit Red Wings. The arena serves as the third permanent home of the Great Lakes Invitational tournament and the annual Duel in the D featuring the Spartans and Michigan.

MSU AT LITTLE CAESARS ARENA

OVERALL 1-7-1 BY OPPONENT

Great Lakes Invitational:	1-4-1	Ferris State	1-0-0
Regular Season:	0-3-0	Lake Superior State	0-1-0
		Michigan	0-4-1
		Michigan Tech	0-2-0

Joe Louis Arena, the home of the Detroit Red Wings, became a second home to Michigan State. Nicknamed "Munn East" by fans, the Spartans played at Joe Louis Arena over 160 times since 1979. MSU won 11 CCHA playoff titles and 11 Great Lakes Invitational titles at "The Joe" and produced a stretch of 17 consecutive wins in the building from 1982-86. Since the first game at the Joe in December 1979, more than 2.5 million fans enjoyed watching the Spartans at the historic hockey facility, which closed following the 2016-17 season.

MSU AT JOE LOUIS ARENA

OVERALL 88-65-8 BY OPPONENT

Regular Season (excluding GLI): 13-16-5	Alaska-Fairbanks	0-1-0
	Boston College	1-1-0
	Boston University	0-1-0
	Bowling Green	7-1-0
	Colorado College	0-2-0
	Cornell	1-0-0
	Ferris State	1-1-0
	Harvard	3-0-0
	Lake Superior State	8-5-1
	Maine	0-1-0
	Miami	3-0-0
	Michigan	20-30-6
	Michigan Tech	23-6-0
	Minnesota	1-1-0
	Nebraska-Omaha	2-0-0
	New Hampshire	1-0-0
	North Dakota	1-3-0
	Northern Michigan	4-5-0
	Notre Dame	2-0-0
	Ohio State	4-2-0
	Providence	0-1-0
	Rensselaer	2-0-0
	Western Michigan	3-3-1
	Wisconsin	1-2-0
Great Lakes Invitational: 41-31-2		
First Round: 22-14-1		
Consolation: 7-6-1		
Championship: 12-11-0		
Big Ten Tournament: 0-2		
Quarterfinals: 0-1		
Semifinals: 0-1		
CCHA Tournament: 32-16		
Quarterfinal: 1-2-0		
Semifinal: 17-7-0		
Consolation: 3-1-0		
Championship: 11-6-0		
College Hockey Showcase: 1-1-0		
NCAA Semifinals: 1-0-0		
NCAA Finals: 0-1-0		

MSU AT COMERICA PARK

OVERALL 1-0-1 BY OPPONENT

2013 Great Lakes Invitational:	1-0-1	Michigan	1-0-0
		Michigan Tech	0-0-1

MSU AT THE JOE

Games.....	161
Record	88-65-8
First Game.....	Dec. 28, 1979
CCHA Playoff Titles.....	11
GLI Titles.....	11
Total Attendance	2,523,642

VS. MICHIGAN

Overall: 20-30-6

Regular Season (excluding GLI): 11-14-5

Great Lakes Invitational: 6-11-1
 First Round: 1-2-0
 Consolation: 0-2-1
 Championship: 5-7-0

CCHA Tournament: 3-4-0
 Quarterfinal: 0-0-0
 Semifinal: 2-2-0
 Consolation: 0-0-0
 Championship: 1-2-0

B1G Tournament: 0-1-0
 Semifinal: 0-1-0

SPARTAN HOCKEY AT JOE LOUIS ARENA



Date	Opponent	Result	Score	Record	Event	Attendance
12/28/79	Michigan	L	4-7	0-1	GLI First Round	13,159
12/29/79	Wisconsin	L	4-10	0-2	GLI Consolation	17,642
12/27/80	Michigan	L	2-3	0-3	GLI First Round	10,407
12/28/80	Harvard	W	6-4	1-3	GLI Consolation	16,821
12/29/81	Michigan Tech	L	3-6	1-4	GLI First Round	14,589
12/30/81	Michigan	T	4-4 OT	1-4-1	GLI Consolation	19,225
3/12/82	Michigan Tech	W	3-2	2-4-1	CCHA Semifinals	9,821
3/13/82	Notre Dame	W	4-1	3-4-1	CCHA Championship	10,315
12/28/82	Michigan	W	6-3	4-4-1	GLI First Round	18,185
12/29/82	Michigan Tech	W	5-3	5-4-1	GLI Championship	21,347
3/11/83	Ohio State	W	8-3	6-4-1	CCHA Semifinals	9,351
3/12/83	Bowling Green	W	4-3 OT	7-4-1	CCHA Championship	15,152
12/27/83	Northern Michigan	W	5-1	8-4-1	GLI First Round	18,942
12/30/83	Michigan Tech	W	6-2	9-4-1	GLI Championship	21,402
3/9/84	Ohio State	W	8-1	10-4-1	CCHA Semifinals	10,863
3/10/84	Western Michigan	W	5-0	11-4-1	CCHA Championship	17,515
12/28/84	Bowling Green	W	3-1	12-4-1	GLI First Round	19,547
12/29/84	Michigan Tech	W	7-0	13-4-1	GLI Championship	21,576
3/8/85	Ohio State	W	8-0	14-4-1	CCHA Semifinals	13,180
3/9/85	Lake Superior State	W	5-1	15-4-1	CCHA Championship	20,067
12/27/85	Michigan Tech	W	2-1 OT	16-4-1	GLI First Round	15,485
12/29/85	Rensselaer	W	8-3	17-4-1	GLI Championship	17,560
3/7/86	Lake Superior State	W	3-2	18-4-1	CCHA Semifinals	13,253
3/8/86	Western Michigan	L	1-3	18-5-1	CCHA Championship	18,722
12/27/86	Western Michigan	L	3-7	18-6-1	GLI First Round	18,377
12/28/86	Michigan Tech	W	9-0	19-6-1	Great Lakes Invitational	19,190
3/6/87	Western Michigan	W	6-3	20-6-1	CCHA Semifinals	15,272
3/7/87	Bowling Green	W	4-3 OT	21-6-1	CCHA Championship	17,995
3/27/87	Minnesota	W	5-3	22-6-1	NCAA Semifinals	14,093
3/28/87	North Dakota	L	3-5	22-7-1	NCAA Finals	17,644
12/29/87	Michigan Tech	W	5-2	23-7-1	GLI First Round	19,294
12/30/87	Wisconsin	L	3-4	23-8-1	GLI Championship	19,482
3/11/88	Bowling Green	L	4-6	23-9-1	CCHA Semifinals	15,999
3/12/88	Western Michigan	W	9-6	24-9-1	CCHA Third-Place	17,664
12/29/88	North Dakota	L	3-7	24-10-1	GLI First Round	19,620
12/30/88	Michigan Tech	W	7-1	25-10-1	GLI Consolation	19,763
3/11/89	Bowling Green	W	3-2	26-10-1	CCHA Semifinal	17,124
3/12/89	Lake Superior State	W	4-1	27-10-1	CCHA Championship	17,672
12/29/89	Michigan Tech	W	3-2	28-10-1	GLI First Round	18,448
12/30/89	Michigan	L	3-6	28-11-1	GLI Championship	19,284
3/10/90	Michigan	W	4-3 OT	29-11-1	CCHA Semifinal	18,126
3/11/90	Lake Superior State	W	4-1	30-11-1	CCHA Championship	16,284
12/28/90	Maine	L	3-6	30-12-1	GLI First Round	16,172
12/29/90	Michigan Tech	L	2-3	30-13-1	GLI Consolation	16,782
2/15/91	Michigan	L	5-6	30-14-1	Regular Season	13,794
2/16/91	Michigan	W	6-2	31-14-1	Regular Season	15,684
12/27/91	Michigan Tech	L	5-6	31-15-1	GLI First Round	17,358
12/28/91	Harvard	W	3-1	32-15-1	GLI Consolation	16,858
2/21/92	Michigan	L	1-4	32-16-1	Regular Season	14,182
2/22/92	Michigan	L	4-5	32-17-1	Regular Season	16,643
3/21/92	Lake Superior State	L	3-5	32-18-1	CCHA Semifinal	15,865
3/22/92	Miami	W	8-5	33-18-1	CCHA Consolation	13,352
12/26/92	Northern Michigan	L	1-4	33-19-1	GLI First Round	15,423
12/27/92	Michigan Tech	W	4-3	34-19-1	GLI Consolation	10,002
1/30/93	Michigan	L	1-11	34-20-1	Regular Season	18,275
3/19/93	Ferris State	L	2-3	34-21-1	CCHA Semifinal	8,132
12/29/93	Michigan Tech	W	3-2 OT	35-21-1	GLI First Round	16,219
12/30/93	Michigan	L	2-4	35-22-1	GLI Championship	17,031
2/19/94	Michigan	W	5-1	36-22-1	Regular Season	18,398
3/18/94	Bowling Green	W	3-2 OT	37-22-1	CCHA Semifinal	7,037
3/19/94	Lake Superior State	L	0-4	37-23-1	CCHA Championship	11,563
12/29/94	Cornell	W	9-4	38-23-1	GLI First Round	17,118
12/30/94	Michigan	L	5-4	38-24-1	GLI Championship	18,067
2/18/95	Michigan	L	1-7	38-25-1	Regular Season	17,938
3/18/95	Bowling Green	W	4-3 OT	39-25-1	CCHA Semifinal	12,478
3/19/95	Lake Superior State	L	3-5	39-26-1	CCHA Championship	9,274
12/29/95	Michigan Tech	W	3-2 OT	40-26-1	GLI First Round	17,494
12/30/95	Michigan	L	1-3	40-27-1	GLI Championship	18,103

SPARTAN HOCKEY AT JOE LOUIS ARENA

Date	Opponent	Result	Score	Record	Event	Attendance
2/16/96	Lake Superior State	W	4-3	41-27-1	Regular Season	10,087
2/17/96	Michigan	L	1-8	41-28-1	Regular Season	19,875
3/15/96	Michigan	L	2-6	41-29-1	CCHA Semifinal	14,638
11/29/96	Wisconsin	W	3-1	42-29-1	College Hockey Showcase	11,209
11/30/96	Minnesota	L	3-5	42-30-1	College Hockey Showcase	12,138
12/27/96	Lake Superior State	L	0-5	42-31-1	GLI First Round	17,196
12/28/96	Michigan Tech	W	4-3	43-31-1	GLI Championship	18,409
2/8/97	Michigan	W	2-1	44-31-1	Regular Season	19,983
3/14/97	Miami	W	4-3 OT	45-31-1	CCHA Semifinal	15,211
3/15/97	Michigan	L	1-3	45-32-1	CCHA Championship	19,032
12/27/97	Michigan Tech	W	3-1	46-32-1	GLI First Round	18,345
12/28/97	Michigan	W	5-3	47-32-1	GLI Championship	17,647
2/21/98	Michigan	W	4-1	48-32-1	Regular Season	19,983
3/20/98	Northern Michigan	W	5-1	49-32-1	CCHA Semifinal	13,874
3/21/98	Ohio State	W	3-2 2OT	50-32-1	CCHA Championship	15,120
12/26/98	Northern Michigan	W	5-3	51-32-1	GLI First Round	18,612
12/27/98	Michigan	W	3-1	52-32-1	GLI Championship	18,129
2/6/99	Lake Superior State	W	3-2	53-32-1	Regular Season	12,961
2/20/99	Michigan	W	3-1	54-32-1	Regular Season	19,983
3/19/99	Northern Michigan	L	3-5	54-33-1	CCHA Semifinal	14,261
12/29/99	Michigan Tech	W	6-3	55-33-1	GLI First Round	17,379
12/30/99	Michigan	W	3-1	56-33-1	GLI Championship	18,211
2/5/00	Lake Superior State	L	1-3	56-34-1	Regular Season	12,494
2/26/00	Michigan	T	3-3 OT	56-34-2	Regular Season	19,983
3/17/00	Notre Dame	W	4-0	57-34-2	CCHA Semifinal	13,177
3/18/00	Nebraska-Omaha	W	6-0	58-34-2	CCHA Championship	15,089
12/29/00	Boston College	W	4-1	59-34-2	GLI First Round	17,744
12/30/00	Michigan Tech	W	3-2 OT	60-34-2	GLI Championship	18,363
1/27/01	Michigan	L	3-4 OT	60-35-2	Regular Season	19,618
2/17/01	Michigan	W	4-2	61-35-2	Regular Season	19,995
3/16/01	Bowling Green	W	2-1	62-35-2	CCHA Semifinal	13,655
3/17/01	Michigan	W	2-0	63-35-2	CCHA Championship	16,031
12/28/01	Michigan Tech	W	4-1	64-35-2	GLI First Round	18,071
12/29/01	North Dakota	L	4-5 OT	64-36-2	GLI Championship	18,819
2/16/02	Michigan	W	3-1	65-36-2	Regular Season	20,058
3/16/02	Northern Michigan	W	2-1	66-36-2	CCHA Semifinal	14,079
3/17/02	Michigan	L	2-3	66-37-2	CCHA Championship	16,442
12/28/02	Boston University	L	1-6	66-38-2	GLI First Round	12,462
12/29/02	Michigan Tech	W	6-2	67-38-2	GLI Consolation	10,014
3/1/03	Michigan	L	4-5	67-39-2	Regular Season	20,058
3/20/03	Northern Michigan	L	5-7	67-40-2	CCHA Quarterfinal	6,374
12/27/03	Michigan Tech	W	7-2	68-40-2	GLI First Round	17,531
12/28/03	Boston College	L	3-4	68-41-2	GLI Championship	15,820
2/7/04	Lake Superior State	W	2-1	69-41-2	Regular Season	7,954
3/6/04	Michigan	W	1-0	70-41-2	Regular Season	20,066
3/18/04	Northern Michigan	L	1-2	70-42-2	CCHA Quarterfinal	6,238
12/29/04	New Hampshire	W	4-3 OT	71-42-2	GLI First Round	15,749
12/30/04	Michigan	W	2-1 OT	72-42-2	GLI Championship	17,698
2/5/05	Michigan	T	1-1	72-42-3	Regular Season	20,066
3/17/05	Nebraska-Omaha	W	5-0	73-42-3	CCHA Quarterfinals	3,436
3/18/05	Ohio State	L	1-4	73-43-3	CCHA Semifinals	10,128
3/19/05	Alaska Fairbanks	L	2-3	73-44-3	CCHA Consolation	16,891
12/29/05	Michigan Tech	W	3-2 OT	74-44-3	GLI First Round	15,801
12/30/05	Colorado College	L	3-6	74-45-3	GLI Championship	15,217
1/28/06	Michigan	T	5-5 OT	74-45-4	Regular Season	18,071
2/25/06	Lake Superior State	T	2-2 OT	74-45-5	Regular Season	8,000
3/17/06	Michigan	W	4-1	75-45-5	CCHA Semifinals	10,478
3/18/06	Miami	W	2-1	76-45-5	CCHA Championship	16,234
12/29/06	Harvard	W	5-2	77-45-5	GLI First Round	14,684
12/30/06	Michigan	W	4-1	78-45-5	GLI Championship	15,934
2/10/07	Michigan	T	3-3 OT	78-45-6	Regular Season	16,489
3/16/07	Michigan	L	2-5	78-46-6	CCHA Semifinals	13,238
3/17/07	Lake Superior State	W	7-6 OT	79-46-6	CCHA Consolation	16,481
12/28/07	Michigan Tech	L	1-4	79-47-6	GLI First Round	14,783
12/29/07	Providence	L	3-5	79-48-6	GLI Consolation	17,281
2/23/08	Michigan	L	2-5	79-49-6	Regular Season	20,066
12/27/08	North Dakota	W	2-1	80-49-6	GLI First Round	13,017
12/28/08	Michigan	L	1-5	80-50-6	GLI Championship	12,634



SPARTAN HOCKEY AT JOE LOUIS ARENA

Date	Opponent	Result	Score	Record	Event	Attendance
1/23/09	Michigan	L	2-6	80-51-6	Regular Season	12,981
12/29/09	Michigan Tech	W	10-1	81-51-6	GLI First Round	11,211
12/30/09	Rensselaer	W	6-1	82-51-6	GLI Championship	13,814
1/30/10	Michigan	L	4-5	82-52-6	Regular Season	18,146
12/29/10	Colorado College	L	4-5	82-53-6	GLI First Round	7,988
12/30/10	Michigan Tech	W	5-3	83-53-6	GLI Consolation	14,718
1/29/11	Michigan	W	2-1	84-53-6	Regular Season	17,577
12/29/11	Michigan Tech	W	3-1	85-53-6	GLI First Round	15,091
12/30/11	Michigan	L	2-3 OT	85-54-6	GLI Championship	17,242
2/11/12	Michigan	L	2-3 OT	85-55-6	Regular Season	20,066
12/29/12	Western Michigan	T	1-1 OT	85-55-7	GLI First Round	16,439
12/30/12	Michigan	L	2-5	85-56-7	GLI Consolation	14,719
2/2/13	Michigan	L	2-5	85-57-7	Regular Season	16,124
1/23/14	Michigan	L	1-2	85-58-7	Regular Season	8,124
12/28/14	Ferris State	W	2-0	86-58-7	GLI First Round	16,455
12/29/14	Michigan	L	1-2	86-59-7	GLI Championship	17,779
1/30/15	Michigan	W	2-1	87-59-7	Regular Season	20,027
3/20/15	Michigan	L	1-4	87-60-7	Big Ten Semifinals	6,324
12/29/15	Michigan Tech	L	2-3 OT	87-61-7	GLI First Round	15,967
12/30/15	Northern Michigan	L	1-2 OT	87-62-7	GLI Consolation	16,571
2/5/16	Michigan	W	3-2 OT	88-62-7	Regular Season	20,027
12/29/16	Western Michigan	L	1-4	88-63-7	GLI First Round	18,774
12/30/16	Michigan	L	4-5 OT	88-64-7	GLI Consolation	16,878
2/10/17	Michigan	T	4-4 OT	88-64-8	Regular Season	17,720
3/16/17	Ohio State	L	3-6	88-65-8	Big Ten Quarterfinals	3,387



BEFORE THE CCHA

Michigan State joined the Central Collegiate Hockey Association (CCHA) prior to the 1981-82 season. Before then, the Spartans were among the first members of the Midwest Intercollegiate Hockey League (MIHL) in 1951-52 – that group became the Western Intercollegiate Hockey League (WIHL) in 1953-54. Those schools then formed the Western Collegiate Hockey Association (WCHA), which began play in 1959-60. Michigan State remained in the WCHA until joining the CCHA. Meanwhile, Michigan State also competed in the Big Ten from 1958-59 until formal Big Ten play ceased in 1980-81.

	MIHL		WIHL					
	52	53	54	55	56	57	58	
Colorado College	1	5	T4	1	3	1	2	
Denver	T2	4	T4	T4	T5	5	3	
Michigan	T2	2	2	2	1	2	6	
MICHIGAN STATE	6	7	6	7	7	7	5	
Michigan Tech	7	6	7	T4	2	4	7	
Minnesota	5	1	1	3	4	6	4	
North Dakota	4	3	3	6	T5	3	1	

* — no league play during 1958-59 season

DENVER POST WCHA ALL-STARS

1958	Joe Selinger, G
1964	Carl Lackey, D
1965	Doug Roberts, F
1966	Doug Volmar, F
1967	Tom Mikkola, F
1971	Don Thompson, F
1972	Bob Boyd, D; Don Thompson, F
	Jim Watt, G
1973	Bob Boyd, D
1974	Norm Barnes, D; Steve Colp, F
1975	Tom Ross, F
1976	Steve Colp, F; Tom Ross, F
1981	Ron Scott, G

WCHA

	*60	61	62	63	64	65	66	67	68	69	70	71	72	73	74	75	76	77	78	79	80	81
Colorado College	4	7	7	T5	6	7	7	7	7	9	8	8	9	9	3	6	T8	T5	T8	3	7	
Denver	1	1	3	T1	2a	6	4	2	1	2	T2	2	1	1	3	9	T7	4	1	6	10	4
Michigan	5	3	2	7	1a	5	5	4	4	4	6	9	6	10	7	6	4	3	T7	10	4	T5
MICHIGAN STATE	7	6	4	T5	7	4	6	5	6	6	7	4	T4	4	4	5	2	T8	10	T8	T7	10
Michigan Tech	2	4	1	3	4	2b	1	3	2	1	T2	1	7	5	1	2	1	6	3	7	T7	T2
Minnesota	6	2	6	4	3	3	T2	8	5	5	1	5	10	6	2	1	3	7	4	2	2	1
Minnesota-Duluth	—	—	—	—	—	—	8	6	8	8	8	6	T4	8	6	8	T7	10	T7	T3	6	8
North Dakota	3	5	5	T1	5	1b	T2	1	3	3	5	7	3	7	10	10	T7	5	T5	1	1	T5
Notre Dame	—	—	—	—	—	—	—	—	—	—	—	—	9	2	8	7	5	2	T7	5	5	9
Wisconsin	—	—	—	—	—	—	—	—	—	—	4	3	2	3	5	4	T7	1	2	T3	T7	T2

1965-66 - Michigan State shared the WCHA Playoff Championship with Denver

1966-67 - Michigan State shared the WCHA Playoff Championship with North Dakota

a — in WCHA playoffs, Denver defeated Michigan to win MacNaughton Cup

b — in WCHA playoffs, Michigan Tech defeated North Dakota to win MacNaughton Cup

* — no league play during 1958-59 season

BIG TEN

	59	60	61	62	63	64	65	66	67	68	69	70	71	72	73	74	75	76	77	78	79	80	81
Michigan	3	2	1	1	3	1	3	3	2	1	1	T3	4	2	4	T3	T2	2	2	2	T3	2	3
MICHIGAN STATE	1	3	3	2	2	3	2	2	1	3	2	T3	1	3	T1	T3	4	1	4	4	T3	3	4
Minnesota	2	1	2	3	1	2	1	1	3	2	4	1	3	4	3	T1	1	3	3	3	1	1	1
Ohio State	—	—	—	—	—	—	—	—	—	5	—	5	—	—	—	—	—	—	—	—	—	—	5
Wisconsin	—	—	—	—	—	—	—	—	—	—	3	2	2	1	T1	T1	T2	4	1	1	2	4	2

Note: From 1959-81, Big Ten standings were determined by regular season WCHA games between Michigan, Michigan State and Minnesota. Ohio State, a non-WCHA member, played two games against Wisconsin in 1969, two against Michigan State in 1971 and two against Minnesota in 1981.

ALL-TIME BIG TEN STANDINGS	W	L	T	PCT	YRS	GMS	TITLES+
Minnesota	122	93	11	.562	23	226	10
Wisconsin	82	65	5	.556	13	152	5
Michigan	110	120	6	.479	23	236	5
MICHIGAN STATE	94	124	6	.433	23	224	5
Ohio State	0	6	0	.000	3	6	0
TOTALS	408	408	28	.500	23	436	23

+ Includes two co-championships



NCAA TOURNAMENT

Overall NCAA Tournament Record: 30-29-1 (.508)

27 Appearances

Frozen Four Appearances: 111959, 1966, 1967, 1984, 1986, 1987,
1989, 1992, 1999, 2001, 2007**National Championship Game Appearances: Five**

1959, 1966, 1986, 1987, 2007

National Championships: Three

1966, 1986, 2007



TOP FINISHES

First	3 (1966, 1986, 2007)
Second	2 (1959, 1987)
Third	5 (1967, 1989, 1993, 1999, 2001)
Fourth	1 (1984)

ALL-TIME VS. OPPONENTS

Hockey East15-13-0

Boston College *	8-2-0
Boston University*	4-3-0
Massachusetts-Lowell.....	0-2-0
Maine.....	5-1-0
New Hampshire.....	1-3-0
Providence.....	1-1-0

ECAC4-2-1

Clarkson	1-0-0
Harvard.....	3-2-1
Union	0-1-0

CCHA1-4-0

Bowling Green	0-1-0
Lake Superior State.....	0-1-0
Notre Dame	1-1-0
Ohio State.....	0-1-0

WCHA.....6-10-0

Minnesota	2-3-0
North Dakota	1-4-0
Colorado College	2-1-0
Wisconsin	1-1-0
Minnesota-Duluth.....	0-1-0

* Two games against Boston University, two against New Hampshire, and one against Boston College in the NCAA Tournament were when the schools were members of the ECAC. Before the institutions joined Hockey East, the Spartans were 1-0 against BC, 1-1 against BU, and 0-2 against UNH.

GAMES BY CITY

Albany, N.Y.	1-2-0
Anaheim, Calif.	0-1-0
Ann Arbor, Mich.	0-2-0
Bridgeport, CT.	0-1-0
Cambridge, Mass.	2-1-1
Colorado Springs, Colo.	1-1-0
Detroit, Mich.	1-1-0
Durham, N.H.	0-2-0
East Lansing, Mich.	9-7-0
Grand Rapids, Mich.	3-2-0
Lake Placid, N.Y.	0-2-0
Madison, Wis.	1-1-0
Minneapolis, Minn.	2-3-0
Providence, R.I.	4-0-0
St. Louis, Mo.	2-0-0
St. Paul, Minn.	1-1-0
Syracuse, N.Y.	1-1-0
Troy, N.Y.	1-1-0

SPARTAN ALL-TOURNAMENT TEAM SELECTIONS

FROZEN FOUR

	1984	Lyle Phair, F
1959	Joe Selinger, G (First)	
	Bill MacKenzie, F (First)	
	Ed Pollesel, D (Second)	
	Tom Mustonen, F (Second)	
1966	Gaye Cooley, G * (First)	
	Don Heaphy, D (First)	
	Mike Coppo, F (First)	
	Sandy McAndrew, F (First)	
	Bob Brawley, D, (Second)	
	Tom Mikkola, F (Second)	
	1987	Chris Luongo, D
		Don McSweeney, D
	2007	Justin Abdelkader, F *
		Tim Kennedy, F
		Tyler Howells, D
1967	Tom Mikkola, F (First)	Jeff Lerg, G
	Sandy McAndrew, F (Second)	

* Most Outstanding Player

REGIONAL

1999 - West	Bryan Adams, F
	Adam Hall, F
2001 - West	Jon Insana, D
	Andrew Hutchinson, D
	Sean Patchell, F
2006 - East	Tim Crowder, F
	Corey Potter, D
2007 - Midwest	Tim Kennedy, F
	Tyler Howells, D
	Chris Mueller, F
	Jeff Lerg, G *
2008 - West	Justin Abdelkader, F
	Jeff Petry, D
	Jeff Lerg, G

NCAA TOURNAMENT YEAR-BY-YEAR RESULTS

<u>Rd</u>	<u>Opponent</u>	<u>Result</u>	<u>Ntl. Finish</u>	<u>Location</u>
1959	S Boston College	W, 4-3		Troy, N.Y.
	Ch North Dakota	L, 3-4 (ot)	Second	Troy, N.Y.
1966	S Boston University	W, 2-1		Minneapolis, Minn.
	Ch Clarkson	W, 6-1	First	Minneapolis, Minn.
1967	S Boston University	L, 2-4		Syracuse, N.Y.
	Co North Dakota	W, 6-1	Third	Syracuse, N.Y.
1982	Q New Hampshire	L, 2-3		Durham, N.H.
	Q New Hampshire	L, 1-6		Durham, N.H.
1983	Q Harvard	L, 5-6		Cambridge, Mass.
	Q Harvard	T, 3-3		Cambridge, Mass.
1984	Q Boston College	W, 6-2		East Lansing, Mich.
	Q Boston College	W, 7-6		East Lansing, Mich.
	S Bowling Green	L, 1-2		Lake Placid, N.Y.
	Co North Dakota	L, 5-6 (ot)	Fourth	Lake Placid, N.Y.
1985	Q Providence	W, 3-2		East Lansing, Mich.
	Q Providence	L, 2-4		East Lansing, Mich.
1986	Q Boston College	W, 6-4		East Lansing, Mich.
	Q Boston College	W, 4-2		East Lansing, Mich.
	S Minnesota	W, 6-4		Providence, R.I.
	Ch Harvard	W, 6-5	First	Providence, R.I.
1987	Q Maine	W, 6-2		East Lansing, Mich.
	Q Maine	W, 5-3		East Lansing, Mich.
	S Minnesota	W, 5-3		Detroit, Mich.
	Ch North Dakota	L, 3-5	Second	Detroit, Mich.
1988	F Harvard	W, 6-5		Cambridge, Mass.
	F Harvard	W, 5-3		Cambridge, Mass.
	Q Minnesota	L, 2-4		Minneapolis, Minn.
	Q Minnesota	L, 3-4		Minneapolis, Minn.
1989	Q Boston College	L, 3-6		East Lansing, Mich.
	Q Boston College	W, 7-2		East Lansing, Mich.
	Q Boston College	W, 5-4 (ot)		East Lansing, Mich.
	S Harvard	L, 3-6		St. Paul, Minn.
	Co Maine	W, 7-4	Third	St. Paul, Minn.
1990	Q Boston University	W, 6-3		East Lansing, Mich.
	Q Boston University	L, 3-5		East Lansing, Mich.
	Q Boston University	L, 3-5		East Lansing, Mich.

<u>Rd</u>	<u>Opponent</u>	<u>Result</u>	<u>Ntl. Finish</u>	<u>Location</u>
1992	F Boston University	W, 4-2		Providence, R.I.
	Q Maine	W, 3-2		Providence, R.I.
	S Lake Superior St.	L, 2-4	Third (tie)	Albany, N.Y.
1994	F Mass.-Lowell	L, 3-4		East Lansing, Mich.
1995	F Wisconsin	L, 3-5		Madison, Wisc.
1996	F Mass.-Lowell	L, 2-6		East Lansing, Mich.
1997	F Minnesota	L, 3-6		Grand Rapids, Mich.
1998	Q Ohio State	L, 3-4 (ot)		Ann Arbor, Mich.
1999	Q Colorado College	W, 4-3		Madison, Wisc.
	S New Hampshire	L, 3-5	Third (tie)	Anaheim, Calif.
2000	F Boston College	L, 5-6 (ot)		Minneapolis, Minn.
2001	Q Wisconsin	W, 5-1		Grand Rapids, Mich.
	S North Dakota	L, 0-2	Third (tie)	Albany, N.Y.
2002	Q Colorado College	L, 0-2		Ann Arbor, Mich.
2004	F Minnesota-Duluth	L, 0-5		Grand Rapids, Mich.
2006	F New Hampshire	W, 1-0		Albany, NY
	Q Maine	L, 4-5		Albany, NY
2007	F Boston University	W, 5-1		Grand Rapids, Mich.
	Q Notre Dame	W, 2-1		Grand Rapids, Mich.
	S Maine	W, 5-2		St. Louis, Mo.
	Ch Boston College	W, 3-1		St. Louis, Mo.
2008	F Colorado College	W, 3-1		Colorado Springs, Colo.
	Q Notre Dame	L, 1-3		Colorado Springs, Colo.
2012	F Union	L, 1-3		Bridgeport, Conn.

F- First Round
Q- Quarterfinal
S- Semifinal
Co- Consolation
Ch- Championship



NCAA TOURNAMENT GAMES

1958-59
(NCAA FINALS, 17-5-1)

In a campaign in which MSU had no league affiliations other than with the Big Ten Conference, the Spartans enjoyed one of their finest seasons in history. MSU went into the NCAA Tournament at Troy, N.Y., as the Big Ten champion (5-2-1) and met Boston College in the semifinals. A 4-3 victory over the Eagles put the Spartans into the finals against a strong North Dakota club where head coach Amo Bessone's icers bowed, 4-3 in overtime, in the championship game. Goalie Joe Selinger and wing Bill MacKenzie were first-team NCAA all-star choices, while Ed Pollesel and Tom Mustonen were second-team selections.

March 13, 1959 • Troy, N.Y.**MSU 4, BOSTON COLLEGE 3**

1st Pd.: 1. MS, Mustonen (Lacoste, Roberts), 3:50; 2. BC, Jangro (Daley), 7:50.
2nd Pd.: 3. MS, Hamilton (Polano), 3:11; 4. MS, Roberts (Mustonen), 5:33; 5. MS, Moroney (Polano), 8:10.
3rd Pd.: 6. BC, Daley (Jangro), 5:34; 7. BC, Leonard (Cusack), 11:54.

March 14, 1959 • Troy, N.Y.
NORTH DAKOTA 4, MSU 3 OT

1st Pd.: 1. MS, Pollesel (LaCoste, Mustonen), 14:38.
2nd Pd.: 2. ND, Lyndon (Morelli, Miller), 7:21; 3. ND, Walford (King, Haiey), 8:57; 4. ND, Paschle (Lyndon), 9:37.
3rd Pd.: 5. MS, LaCoste (Roberts, Norman), 8:05; 6. MS, Roberts (LaCoste), 16:20.
Overtime: 7. ND, Morelli (Miller, LaFrance), 4:18.

1965-66
(NCAA CHAMPIONS, 16-13-0)

Probably the most colorful of all MSU hockey units was the 1965-66 Spartan team. The club lost three weeks of preseason practice when its home facility, Demonstration Hall, was under repair. Midway through the campaign, the Spartans had a 4-9 record but rallied to win 12 of their last 16 games. During that stretch, the Spartans dumped arch rival Michigan four times and then topped defending champ Michigan Tech, 4-3, to reach the NCAA semifinals. MSU won its first national hockey crown by dropping Boston University, 2-1, in the semis and Clarkson, 6-1, in the finals at Minnesota's Williams Arena. Goaltender Gaye Cooley was named the tournament's Most Valuable Player and Don Heaphy, Mike Coppo and Brian McAndrew were first-team all-tournament selections. Bob Brawley and Tom Mikkola were second-team picks. Though the team finished in sixth place in the WCHA (9-11), MSU's Amo Bessone won the Spencer Penrose Award as national coach of the year.

March 18, 1966 • Minneapolis, Minn.**MSU 2, BOSTON UNIVERSITY 1**

1st Pd.: No Scoring.
2nd Pd.: 1. MS, French (unasst.), 15:20.
3rd Pd.: 2. MS, Volmar (Brawley, Faunt), 12:21; 3. BU, McLachlan (O'Connell, Finnie), 19:37.

March 19, 1966 • Minneapolis, Minn.**MSU 6, CLARKSON 1**

1st Pd.: 1. MS, Coppo (Heaphy), 14:31; 2. CC, Hamilton (McLennan, Hurley), 17:54.
2nd Pd.: 3. MS, Brawley (McAndrew, Heaphy), 14:31.
3rd Pd.: 4. MS, Coppo (Faunt), 0:17; 5. MS, Fallat (McAndrew), 3:38; 6. MS, Volmar (Faunt), 12:12; 7. MS, Faunt (unasst.) 19:32.

1966-67
(THIRD PLACE, 15-15-1)

Michigan State wound up in fifth place in the WCHA standings with an 8-11-1 league record but again was a postseason surprise. In the conference playoffs, the Spartans disposed of Michigan, 4-2, and Michigan Tech, 2-1 in overtime, to advance to the NCAA semifinals in Syracuse, N.Y. Boston University shattered MSU's hopes for a second straight national title in the semis by downing the Spartans, 4-2. The Spartans routed league foe North Dakota, 6-1, in the consolation game to claim third place. Tom Mikkola was the only MSU skater named to the all-tournament team.

March 17, 1967 • Syracuse, N.Y.
BOSTON UNIVERSITY 4, MSU 2

1st Pd.: 1. BU, Bassi (unasst.), 4:18; 2. BU, Quinn (Sobesk), Gilmour), 8:36.
2nd Pd.: 3. MS, Faunt (Fallat, Anstey), 10:02; 4. BU, Bassi (Quinn, Sobesk), 19:52.
3rd Pd.: 5. MS, Mikkola (Hathaway), 10:08; 6. BU, Abbott (Gilmour), 14:34.

March 18, 1967 • Syracuse, N.Y.
MSU 6, NORTH DAKOTA 1

1st Pd.: 1. ND, Kartio (Bamburak), 8:00; 2. MS, Jacobson (Hathaway, Mikkola), 13:25; 3. MS, McAndrew (Brawley, Cristofoli), 15:06.
2nd Pd.: 4. MS, Duffett (McAndrew, Cristofoli), 2:08; 5. MS, Mikkola (Jacobson, McAndrew), 8:14; 6. MS, Mikkola (Bois), 10:21.
3rd Pd.: 7. MS, McAndrew (Brawley, Cristofoli), 10:18.

1981-82
(NCAA REGIONALS, 25-14-2)

Following wins against Michigan Tech and Notre Dame for the CCHA playoff title, the Spartans faced New Hampshire in their first NCAA Tournament appearance in 15 years. The two teams played a tight 3-2 contest in the opener with the Wildcats claiming the win. MSU ran out of steam the next night, falling 6-2. It was the only time all season that the Spartans lost two games in a row.

March 19, 1982 • Durham, N.H.
NEW HAMPSHIRE 3, MSU 2

1st Pd.: No Scoring.
2nd Pd.: 1. NH, Byrnes (Barton, Potter), 14:47.
3rd Pd.: 2. MS, Hamway (Haight), 6:40; 3. NH, Potter (unasst.), 7:39; 4. MS, Hamway (Phair, Flegel), 12:40; 5. NH, Robinson (Doherty, White), 16:20.

March 20, 1982 • Durham, N.H.
NEW HAMPSHIRE 6, MSU 2

1st Pd.: 1. NH, Barton (Brickley), 17:03; 2. MS, Phair (Kl. Miller, Martin), 18:58.
2nd Pd.: 3. NH, Muse (Ellison, Chisholm), 8:05; 4. NH, White (R. Robinson, Doherty), 10:03; 5. NH, Yantz (Forget, R. Robinson), 15:12.
3rd Pd.: 6. NH, Lacombe (Forget, Lee), 7:14; 7. NH, Chisholm (Muse, Ellison), 12:10; 8. MS, Brown (Taylor, Phair), 17:49.

1982-83
(NCAA REGIONALS, 30-11-1)

Despite capturing its second consecutive CCHA postseason championship and posting 30 wins, the NCAA selection committee seeded the Spartans No. 4 in the West and sent them on the road to face Harvard. In the opening game of the series, MSU twice had two-goal advantages, but was unable to hold them as Harvard skated to a 6-5 triumph. In the final game, Harvard raced out to a 2-0 advantage only to see the Spartans knot the game and keep their hopes alive. Both teams went on

to score one more goal to give the Crimson a 9-8 edge in the total-goals series.

March 18, 1983 • Cambridge, Mass.
HARVARD 6, MSU 5

1st Pd.: 1. MS, Kl. Miller (Hamway, Beck), 6:51; 2. MS, Brown (Donnelly, Smyl), 8:53; 3. HU, M. Fusco (Code, Wheeler), 12:27; 4. HU, Kukulowicz (Turner, S. Fusco), 15:53.
2nd Pd.: 5. MS, Phair (Martin, Krentz), 5:29; 6. MS, Eisle (Martin, Haight), 13:43; 7. HU, Busconi (Kwong), 15:41.
3rd Pd.: 8. HU, Britz (Wheeler, M. Fusco), 5:05; 9. HU, Falcone (North, Connors), 14:16; 10. MS, McFall (Hamway, Flegel), 15:09; 11. HU, Chalmers (Britz, Visone), 18:31.

March 19, 1983 • Cambridge, Mass.
HARVARD 3, MSU 3

1st Pd.: 1. HU, Kukulowicz (Turner, M. Fusco), 5:24.
2nd Pd.: 2. HU, Britz (Chalmers, Sheehy), 1:36; 3. MS, Hamway (Haight), 5:03; 4. MS, Krentz (Brown, Taylor), 11:19.
3rd Pd.: 5. HU, Wheeler (Burke, Smith), 6:54; 6. MS, Phair (Brown, Krentz), 12:56.

1983-84
(FOURTH PLACE, 34-12-0)

Michigan State rolled over Boston College in the first round, taking the two-game, total-goals series, 13-8. The sweep of the Eagles gave the Spartans a nine-game winning streak and a No. 1 seed in the Frozen Four in Lake Placid, N.Y. The Spartans, the CCHA playoff champions, faced rival Bowling Green, the CCHA regular-season champion, in the opening round of play. MSU dropped a hard-fought contest to BGU, 2-1, which went on to defeat Minnesota-Duluth for the national championship. The Spartans were edged in the consolation game by North Dakota in overtime. Lyle Phair was named to the tournament's all-star team for his two-goal, two-assist tournament performance.

March 17, 1984 • East Lansing
MSU 6, BOSTON COLLEGE 2

1st Pd.: 1. BC, Sweeney (unasst.), 0:39; 2. BC, Mitchell (unasst.), 9:54; 3. MS, McFall (Krentz, Simpson), 16:09.
2nd Pd.: 4. MS, Krentz (Simpson, Anastos), 2:27; 5. MS, Phair (Eisle, Simpson), 13:57.
3rd Pd.: 6. MS, Eisle (Flegel, Simpson), 9:16; 7. MS, Donnelly (Flegel, Smyl), 11:01; 8. MS, Simpson (Krentz, Anastos), 16:30.

March 18, 1984 • East Lansing
MSU 7, BOSTON COLLEGE 6

1st Pd.: 1. BC, Campedelli (Rauseo, Chisholm), 2:03; 2. MS, Krentz (McSween), 11:38; 3. MS, Donnelly (Taylor), 12:52.
2nd Pd.: 4. MS, Brown (Shibicky, Taylor), 1:34; 5. BC, Sweeney (Rauseo, Harlow), 6:25; 6. MS, Smyl (Kl. Miller, McFall), 6:37; 7. MS, Shibicky (Phair, Brown), 8:01; 8. BC, Harlow (Sweeney, Rauseo), 13:17; 9. BC, Herlihy (Chisholm, McDonough), 18:37.
3rd Pd.: 10. MS, M. Messier (Taylor, Phair), 5:26; 11. MS, Kl. Miller (Brown), 8:00; 12. BC, McDonough (Herlihy, Griffin), 14:19; 13. BC, Herlihy (Chisholm, McDonough), 18:37.



NCAA TOURNAMENT GAMES

March 23, 1984 • Lake Placid, N.Y.**BOWLING GREEN 2, MSU 1**

1st Pd.: 1. BG, Wansbrough (Kane, Cavallini), 13:25.
2nd Pd.: 2. MS, Shibicky (Phair), 13:20.
3rd Pd.: 3. BG, Samanski (Randerson, Pikul), 7:13.

March 24, 1984 • Lake Placid, N.Y.**NORTH DAKOTA 6, MSU 5 OT**

1st Pd.: 1. ND, Barsness (unasst.), 6:53; 2. ND, Williams (Zombo), 11:37; 3. MS, Brown (Phair, Shibicky), 12:38.
2nd Pd.: 4. ND, Jensen (Whitsitt), 4:36; 5. ND, Sherven (Zombo, Jensen), 5:28; 6. MS, Eisle (Simpson, Flegel), 8:25.
3rd Pd.: 7. MS, Phair (Brown, Shibicky), 5:23; 8. MS, Phair (Eisle, Simpson), 6:54; 9. ND, Barsness (Williams, Palmisano), 16:02; 10. MS, Donnelly (Phair, Eisle), 19:31.
Overtime: 11. ND, Barsness (Sandelin), 5:57.

1984-85**(NCAA REGIONALS, 38-6-0)**

MSU entered the NCAA tournament as the No. 1 seed in the West and the favorite to win the national championship. However, Providence College, led by eventual tournament MVP Chris Terrier, dashed MSU's title hopes by outscoring the Spartans, 6-5, in the two-game series at Munn Arena. Terrier stopped a total of 83 shots vs. MSU, which ended the season with a then-NCAA record 38 wins against just six defeats.

March 23, 1985 • East Lansing**MSU 3, MINNESOTA 2**

1st Pd.: 1. MS, Kl. Miller (McSwen), 3:29; 2. PC, Taglianetti (Yeomelakis), 16:43.
2nd Pd.: No Scoring.
3rd Pd.: 3. MS, Smyl (Kv. Miller), 5:16; 4. PC, Rooney (Army, Cavallini), 15:34; 5. MS, Beck (unasst.), 17:12.

March 24, 1985 • East Lansing**PROVIDENCE COLLEGE 4, MSU 2**

1st Pd.: 1. PC, Deasey (DeVoe, Bianchi), 2:26; 2. PC, Cruickshank (Boudreaux, Sullivan), 3:49; 3. PC, Wilkie (Taglianetti, Catterall), 5:30; 4. MS, Clement (Shibicky, Beck), 15:17.
2nd Pd.: 5. PC, Boudreaux (unasst.), 13:20.
3rd Pd.: 6. MS, Phair (Beck, Flegel), 10:07.

1985-86**(NCAA CHAMPIONS, 34-9-2)**

After losing a number of stars from 1984-85's banner season, MSU just hoped to qualify for a home-ice bid in the league playoffs. What ensued, however, was more than anyone could have imagined. The Spartans came from behind all season to win the CCHA's regular-season title, took their fourth straight Great Lakes Invitational and finished second to Western Michigan in the CCHA playoffs. The Green and White gained the home ice advantage against Boston College in the first round of the NCAA Tournament and – after defeating the Eagles, 10-6, in the two-game, total-goals series – advanced to the NCAA semifinals in Providence, R.I. MSU beat Minnesota, 6-4, in the semis, where Spartan goaltender Norm Foster kicked out 42 shots. In typical fashion, MSU came back from a 4-3 deficit in the second intermission of the title game to dispose of the Harvard, 6-5, on Mike Donnelly's game-winning goal with 2:51 remaining.

March 22, 1986 • East Lansing**MSU 6, BOSTON COLLEGE 4**

1st Pd.: 1. BC, Stevens (Janney), 1:45; 2. MS, McSwen (Kv. Miller, M. Messier), 8:17; 3. MS, Donnelly (Kv. Miller, M. Messier), 9:30; 4. MS, Messier (Donnelly, Shibicky), 16:35.

2nd Pd.: 5. BC, Stapleton (T. Sweeney), 7:58; 6. MS, Donnelly (Kv. Miller, M. Messier), 13:07; 7. BC, Brown (Harlow, Hodge), 15:39; 8. MS, M. Messier (Kv. Miller, Donnelly), 16:34.
3rd Pd.: 9. MS, Donnelly (Kv. Miller), 0:15; 10. BC, Sweeney (Stapleton), 12:07.

March 23, 1986 • East Lansing**MSU 4, BOSTON COLLEGE 2**

1st Pd.: No Scoring.
2nd Pd.: 1. BC, Stevens (Marshall, Stapleton), 4:57; 2. MS, Messier (Shibicky, Murphy), 8:43; 3. MS, Hamilton (M. Messier, Donnelly), 9:11; 4. MS, Parker (Donnelly), 13:42.
3rd Pd.: 5. BC, Brown (Harlow, Marshall), 2:28; 6. MS, Kv. Miller (unasst.), 13:22.

March 27, 1986 • Providence, R.I.**MSU 6, MINNESOTA 4**

1st Pd.: 1. UM, Orth (Nanne), 3:13; 2. MS, M. Messier (Hoff, Shibicky), 4:44; 3. MS, Rendall (McReynolds, Parker), 5:22.
2nd Pd.: 4. MS, McReynolds (Foster), 5:07; 5. MS, Kv. Miller (unasst.), 12:03; 6. UM, Broten (Micheletti, Snuggerud), 13:33; 7. MS, McSwen (unasst.), 14:16; 8. UM, Micheletti (Millen, Cates), 15:15.
3rd Pd.: 9. UM, Kellin (Okerlund, MacSwain), 18:17; 10. MS, Parker (Tilley), 19:24.

March 29, 1986 • Providence, R.I.**MSU 6, HARVARD 5**

1st Pd.: 1. HU, Armstrong (Follows, Ohno), 2:15; 2. HU, Bourbeau (MacDonald, Smith), 8:10; 3. MS, M. Messier (Shibicky), 17:55.
2nd Pd.: 4. HU, Bourbeau (Barakett, Pawloski), 0:53; 5. MS, Parker (Kv. Miller, Tilley), 6:48; 6. HU, Bourbeau (Krayner, Benning), 16:09; 7. MS, Donnelly (Kv. Miller, M. Messier), 18:30.
3rd Pd.: 8. MS, Hamilton (M. Messier, Shibicky), 1:06; 9. MS, McReynolds (Rendall, Parker), 2:15; 10. HU, Janfaza (Carone, Chiarelli), 6:46; 11. MS, Donnelly (Murphy), 17:09.

1986-87**(NCAA FINALS, 33-10-2)**

The defending national champions hadn't envisioned themselves a championship contender after losing the NCAA record-holder for goals scored and the NHL entry draft's first pick Joe Murphy, but surprised everyone by advancing to the NCAA championship game. MSU came into the NCAA Tournament as the No. 2 seed in the West and battled Maine in the first round. The Spartans disposed of the Black Bears, 6-2 and 5-3, to advance to the Frozen Four at Joe Louis Arena. For the second straight season MSU met Minnesota in the semifinals and knocked off the Gophers, 5-3, with the key goal coming from Dave Arkelpane, who took a strange carom off the backboards and buried it past Minnesota's John Blue. North Dakota shattered MSU's hopes for a second-straight NCAA title in the final by downing the Spartans, 5-3, after taking a 3-0 first-period lead.

March 20, 1987 • East Lansing**MSU 6, MAINE 2**

1st Pd.: 1. UMO, Perron (McHugh), 13:15.
2nd Pd.: 2. MS, McSwen (Cole, Foster), 1:00; 3. MS, Tilley (unasst.), 16:41; 4. MS, Rendall (Kv. Miller, Hamilton), 18:07.
3rd Pd.: 5. UMO, Perron (Beers, Nonis), 2:38; 6. MS, Messier (Luongo, Shibicky), 7:31; 7. MS, McReynolds (Gibson, Hoff), 15:00; 8. MS, Kv. Miller (Tilley, Ki. Miller), 15:33.

March 21, 1987 • East Lansing**MSU 5, MAINE 3**

1st Pd.: 1. MS, Messier (Kv. Miller), 19:15.
2nd Pd.: 2. UMO, Santini (D. Capuano, Baker), 9:32; 3. MS, Ki. Miller (Kv. Miller, Rendall), 9:55; 4.

MS, Messier (Rendall, Shibicky), 15:12.
3rd Pd.: 5. UMO, Jenkins (Nonis), 1:57; 6. UMO, Jenkins (Nonis), 12:10; 7. MS, Arkelpane (Messier, McSwen), 15:36; 8. MSU, Reynolds (Cole, Luongo), 19:28.

March 27, 1987 • Detroit**MSU 5, MINNESOTA 3**

1st Pd.: 1. MS, M. Messier (Kv. Miller, Hamilton), 1:39; 2. MS, Cole (Reynolds, Luongo), 4:16.
2nd Pd.: 3. UM, Millen (Blue), 1:08; 4. UM, Cates (Chorske, Millen), 6:27; 5. MS, Wilkinson (O'Toole, Cole), 12:39; 6. UM, Chorske (unasst.), 17:18.
3rd Pd.: 7. MS, Arkelpane (unasst.), 9:28; 8. MS, Shibicky (Luongo), 19:04.

March 28, 1987 • Detroit**NORTH DAKOTA 5, MSU 3**

1st Pd.: 1. ND, Kidd (Joyce), 15:07; 2. ND, Baron (Bowen, Kidd), 16:44; 3. ND, Joyce (Kidd, Hrkac), 17:02.
2nd Pd.: 4. MS, Tilley (McReynolds, M. Messier), 8:30; 5. ND, Parks (Koberinski), 15:05; 6. MS, Kv. Miller (unasst.), 16:56.
3rd Pd.: 7. UM, Bobcyk (Parent), 7:54; 8. MS, Ki. Miller (Kv. Miller), 18:34.

1987-88**(NCAA QUARTERFINALS, 27-16-3)**

A consolation game victory over Western Michigan in the CCHA playoffs helped the Spartans gain their seventh straight NCAA Tournament appearance. MSU traveled to Harvard for a first-round, total-goals series and handed the Crimson their first-ever home NCAA Tournament losses, 6-5 and 5-3, with Kevin Miller picking up the winning tally in each game. MSU then moved on to quarterfinal action against Minnesota, a foe the Spartans had knocked out of the postseason in two straight years. The Gophers won the first game, 4-2, but MSU came back in the second match to take a 3-0 lead in the first period, with all three markers coming from Kip Miller. Minnesota stormed back, however, notching four unanswered goals to eliminate MSU.

March 18, 1988 • Cambridge, Mass.**MSU 6, HARVARD 5**

1st Pd.: 1. MS, McReynolds (Gibson), 0:57; 2. MS, Kv. Miller (Marshall, Ki. Miller), 1:26; 3. HU, Janfaza (Armstrong, Sweeney), 4:43; 4. MS, Reynolds (Tilley, Cole), 7:54; 5. MS, Harding (Cole, Beadle), 14:45.
2nd Pd.: 6. MS, Tilley (unasst.), 0:40; 7. HU, Janfaza (Hartje, Sweeney), 11:35; 8. HU, Vukonich (Weisbrod, Murphy), 18:08.
3rd Pd.: 9. MS, Kv. Miller (Luongo, Hamilton), 9:56; 10. HU, Pawloski (Donato, Armstrong), 17:23; 11. HU, Ciavaglia (unasst.), 19:20.

March 19, 1988 • Cambridge, Mass.**MSU 5, HARVARD 3**

1st Pd.: 1. MS, Cole (Murray, Reynolds), 3:33; 2. MS, O'Toole (Cole, Reynolds), 15:46.
2nd Pd.: 3. HU, Weisbrod (Vukonich, Pawloski), 5:08; 4. MS, Rendall (Luongo, McReynolds), 6:03.
3rd Pd.: 5. MS, Kv. Miller (Reynolds, Hamilton), 0:19; 6. HU, Pawloski (Hartje), 9:39; 7. HU, Caplan (unasst.), 18:18; 8. MS, O'Toole (unasst.), 19:56.

March 25, 1988 • Minneapolis, Minn.**MINNESOTA 4, MSU 2**

1st Pd.: 1. MS, Reynolds (Russell, Cole), 3:15; 2. UM, Broten (Miller), 7:03; 3. UM, Richards (Broten, Grannis), 19:42.
2nd Pd.: 4. UM, Bloom (Hankinson, Orth), 10:54.
3rd Pd.: 5. MS, Rendall (unasst.), 14:12; 6. UM, Grannis (Broten), 18:38.

March 26, 1988 • Minneapolis, Minn.**MINNESOTA 4, MSU 3**

1st Pd.: 1. MS, Ki. Miller (Murray, Beadle), 5:42; 2.



NCAA TOURNAMENT GAMES

MS, Ki. Miller (Murray, Beadle), 10:02; 3. MS, Ki. Miller (Kv. Miller, Hamilton), 15:35.
2nd Pd: 4. UM, Cates (Werness, Skarda), 17:14.
3rd Pd: 5. UM, Bischoff (Cates), 7:44; 6. UM, Richards (unasst.), 13:10; 7. UM, J. Miller (Skarda), 19:56.

1988-89

(NCAA THIRD PLACE, 37-9-1)

A CCHA playoff title game victory over Lake Superior State secured a first-round bye in the NCAA Tournament for the Spartans, who were participating in the NCAA playoffs for the eighth straight year. MSU hosted Boston College in quarterfinal play and, after a stunning opening-game loss to the Eagles, came back to take the next two games to win the best-of-three series. The final game was won on an overtime goal by Mark Hirth. Michigan State advanced to the semifinals in St. Paul, Minn., against revenge-minded Harvard, which was defeated by the Spartans in the national title game three years before. The Crimson used a stellar goaltending performance, which included a miracle stop on leading goal scorer Bobby Reynolds to key a 6-3 victory that ended MSU's chances for a national championship. The Spartans finished third in the tournament after a 7-4 drubbing of Maine in the consolation game that saw sophomore Shawn Heaphy register his first career hat trick.

March 24, 1989 • East Lansing BOSTON COLLEGE 6, MSU 3

1st Pd: 1. BC, McInnis (Franzosa), 10:41; 2. BC, Scheifele (Franzosa, Buckley) 12:41; 3. MS, Beadle (Reynolds, Murray), 19:55.
2nd Pd: 3. BC, Kennedy (O'Neill, Sweeney), 1:11.
3rd Pd: 5. BC, Emma (Mullowney), 6:42; 6. BC, Sweeney (Heinze, McInnis), 8:09; 7. MS, Heaphy (Hamilton, Brind'Amour), 11:53; 8. BC, Kennedy (Braccia), 12:34; 9. MS, Hamilton (Cole, Reynolds), 19:16.

March 25, 1989 • East Lansing MSU 7, BOSTON COLLEGE 2

1st Pd: 1. MS, Cole (Reynolds), 17:59.
2nd Pd: 2. BC, Marshall (Franzosa), 5:07; 3. MS, Heaphy (White, Woolley), 7:22; 4. MS, Hirth (Bartels, Beadle), 9:18; 5. MS, Heaphy (White, Brind'Amour), 10:34; 6. BC, Heinze (McInnis), 10:49; 7. MS, Murray (Luongo, Norris), 13:41.
3rd Pd: 8. MS, White (Luongo), 12:16; 9. MS, Ki. Miller (Murray, Brind'Amour), 14:29.

March 26, 1989 • East Lansing MSU 5, BOSTON COLLEGE 4

1st Pd: 1. BC, Emma (Heinze, Brown), 3:35 SHG; 2. MS, Ki. Miller (Brind'Amour, Woolley), 5:22.
2nd Pd: 3. BC, O'Neill (Brown, Mullowney), 0:34; 4. MS, White (Brind'Amour), 1:49.
3rd Pd: 5. MS, Reynolds (Murray, Beadle), 1:42; 6. BC, Marshall (Emma, Heinze), 3:57; 7. BC, Cleary (Braccia, Buckley), 4:22; 8. MS, Brind'Amour (Heaphy), 5:23.
Overtime: 9. MS, Hirth (Gibson, Russell), 5:57.

March 30, 1989 • St. Paul, Minn. HARVARD 6, MSU 3

1st Pd: 1. HU, Ciavaglia (Weisbrod, Krayer), 3:58; 2. HU, Young (Donato, Ciavaglia), 6:54.
2nd Pd: 3. HU, MacDonald (Ciavaglia, Donato), 10:24; 4. MS, Cole (Woolley, Ki. Miller), 15:25; 5. HU, Donato (Vukonich), 16:01; 6. HU, Krayer (Hartje, Caplan), 16:24.
3rd Pd: 7. HU, Krayer (Ciavaglia, Weisbrod), 5:10; 8. MS, Heaphy (White, Hamilton), 6:37; 9. MS, Cole (unasst.), 14:16.

April 1, 1989 • St. Paul, Minn. MSU 7, MAINE 4

1st Pd: 1. UM, Corkum (Vitale, Scremin), 2:08; 2. MS, Heaphy (unasst.), 7:17; 3. MS, Heaphy

(Brind'Amour), 13:17.

2nd Pd: 4. UM, Cambio (Barkley, Jenkins), 3:06; 5. UM, Pellerin (Burke, Guidotti), 4:16; 6. MS, Beadle (Norris, Ki. Miller), 8:26; 7. MS, Russell (Bartels), 11:10; 8. MS, Cole (Cummins, Reynolds), 12:50; 9. MS, Brind'Amour (Heaphy, Beadle), 13:07; 10. MS, Heaphy (White, Brind'Amour), 19:49.
3rd Pd: 11. UM, Thyer (Perron, Robitaille), 4:09.

1989-90

(NCAA QUARTERFINALS, 35-7-3)

Michigan State earned its ninth straight NCAA Tournament bid after downing Michigan and Lake Superior State in the CCHA playoffs. MSU, recipients of a first-round bye, hosted Boston University in quarterfinal action at Munn Arena. BU held a 2-1 lead in game one midway through the opening period before the Spartans charged back to score the game's next five goals. The following evening, the Terriers scored the first three goals of the third period to break a 2-2 deadlock, tying the series. In the finale, MSU appeared it would be making a return trip to the Frozen Four after holding a 3-1 lead halfway through the second stanza. However, BU used a flurry of third-period goals to claim the series.

March 23, 1990 • East Lansing MSU 6, BOSTON UNIVERSITY 3

1st Pd: 1. BU, McEachern (Sacco, Krys), 5:09; 2. MS, Heaphy (Smolinski, Norris), 9:03; 3. BU, Tomlinson (Koskimaki), 10:51; 4. MS, Murray (Beadle, Ki. Miller), 11:46.
2nd Pd: 5. MS, Murray (Ki. Miller), 10:04; 6. MS, Cummins (Ki. Miller, Murray), 13:31; 7. MS, Ki. Miller (Cummins, Murray), 14:18.
3rd Pd: 8. MS, Ki. Miller (Murray, McCauley), 3:58; 9. BU, Amonte (McEachern), 12:00.

March 24, 1990 • East Lansing BOSTON UNIVERSITY 5, MSU 3

1st Pd: 1. MS, Smolinski (White), 1:02.
2nd Pd: 2. BU, von Stefenelli (Legault, Amonte), 0:23; 3. BU, Ronan (Legault, von Stefenelli), 11:46; 4. MS, Heaphy (Woolley, Muzzatti), 14:00; 5. BU, McEachern (Amonte), 19:30.
3rd Pd: 6. BU, Sullivan (McEachern, Amonte), 2:03; 7. MS, Beadle (Murray, White), 10:54; 8. BU, Amonte (Legault, McEachern), 15:38.

March 25, 1990 • East Lansing BOSTON UNIVERSITY 5, MSU 3

1st Pd: 1. BU, Mark Bavis (Ahola, Mi. Bavis), 11:14; 2. MS, Beadle (Murray, Ki. Miller), 19:17 PPG.
2nd Pd: 3. MS, Woolley (Ki. Miller, Russell), 2:58 PPG; 4. MS, Murray (Woolley, Ki. Miller), 7:28; 5. BU, Koskimaki (Ronan), 11:33.
3rd Pd: 6. BU, Ronan (Sacco, Ahola), 5:36; 7. BU, Amonte (Cashman), 7:02 PPG; 8. BU, Regan (Sullivan, von Stefenelli), 18:03.

1991-92

(NCAA FROZEN FOUR, 25-11-8)

After defying predictions of a fifth-place regular-season CCHA finish, Michigan State continued to befuddle critics in the post-season, staging come-from-behind upsets to muscle its way into the Frozen Four. Receiving the fifth seed in the West, the Spartans journeyed to Providence, R.I., to face Boston University. Trailing 2-1 entering the final period, MSU scored three unanswered goals, sending the Terriers packing and giving Ron Mason his 650th career victory. Against top-ranked Maine, the Green and White gave up the opening goal then struck back with a three-goal blitz, led by Dwayne Norris' two goals and one assist. Mike Gilmore turned in a remarkable performance, making 20 of his 36 saves in the final stanza to secure the win. Making their second

Frozen Four trip in four years, the Spartans met league rival Lake Superior State in a semifinal match. The two teams matched each other until midway through the third, when LSSU's Mark Astley poked a shot in from point-blank range. The Lakers added an insurance goal and held on to advance to the championship game, where they beat Wisconsin for the title.

March 26, 1992 • Providence, R.I. MSU 4, BOSTON UNIVERSITY 2

1st Pd: No scoring.
2nd Pd: 1. MS, Murray (Smolinski, Thompson), 5:18; 2. BU, Prendergast (Mark Bavis, Sacco), 5:50; 3. BU, Sacco (Mike Bavis), 19:04.
3rd Pd: 5. MS, Turner (Woodward, Worden), 1:39; 5. MS, Norris (unasst.), 7:25; 6. MS, Smolinski (Murray, J. Messier), 12:55.

March 28, 1992 • Providence, R.I. MSU 3, MAINE 2

1st Pd: 1. UMO, Montgomery (Tardiff), 5:39; 2. MS, Norris (White), 9:53.
2nd Pd: 3. MS, Norris (White, Suk), 1:54; 4. MS, Smolinski (Norris, Suk), 11:22; 5. UMO, Imes (Tardiff, Montgomery), 17:12.
3rd Pd: No scoring.

April 2, 1992 • Albany, N.Y. LAKE SUPERIOR STATE 4, MSU 2

1st Pd: 1. LSSU, Constantin (Smith, Hanley), 1:27; 2. MS, Perreault (Harper, Garbarz), 5:28.
2nd Pd: 3. LSSU, Constantin (Hanley, Hendry), 6:32; 4. MS, Norris (Smolinski, Murray), 17:22.
3rd Pd: 5. LSSU, Astley (Hendry, Hulet), 10:58; 6. LSSU, Moger (Strachan, Faucher), 12:22.

1993-94

(NCAA REGIONALS, 23-13-5)

After finishing third in the CCHA regular-season race and advancing to the conference semifinals, the Spartans were seeded sixth in the NCAA West Regional, held in the Spartans' own Munn Arena. MSU faced third-seeded Massachusetts-Lowell in the first round and occupied the visiting bench. A breakaway and two power-play goals gave Lowell a 3-1 first-period edge. Steve Suk and Anson Carter each scored to pull MSU within one, but the Spartans could get no closer. Despite holding an 8-3 edge in third-period shots, the Spartans could not score the equalizer, and the "host" Chiefs moved on to the quarterfinals.

March 26, 1994 • East Lansing MASS-LOWELL 4, MSU 3

1st Pd: 1. UML, Sbrocca (unasst.), 6:54; 2. MS, Guolla (Carter), 13:08; 3. UML, Hebert (Angus, Bullcock), 14:33; 4. UML, Bazin (Bullock, Henry), 17:08.
2nd Pd: 5. MS, Suk (Murray, Guolla), 0:58; 6. UML, Murray (Hebert), 5:19; 7. MS, Carter (Guolla, Sullivan), 16:09.
3rd Pd: No scoring.

1994-95

(NCAA REGIONALS, 25-12-3)

Following a third-place finish in the CCHA and a loss to Lake Superior State in the conference playoff championship game, the Spartans earned a berth in the NCAA West Regional for the second straight season. Seeded fifth in the West, MSU traveled to Dane County Coliseum in Madison, Wis., to face the host Wisconsin Badgers in the first round. Michigan State built a 3-1 lead on Anson Carter's 34th goal of the year early in the second stanza, but that was the last Spartan hurrah of the season. The Badgers cemented it before the end of the period on goals by Mike Strobel and Shawn Carter, and took the game in the final session on scores by Mike Strobel and Chris Tok.



NCAA TOURNAMENT GAMES

**March 24, 1995 • Madison, Wis.
WISCONSIN 5, MSU 3**

1st Pd: 1. UW, Mark Strobel (Mike Strobel, Spencer), 1:36; 2. MS, Guolla (Slater, A. Carter), 4:22; 3. MS, Slater (Murray), 6:10.
2nd Pd: 4. MS, A. Carter (Guolla), 4:09; 5. UW, Mike Strobel (Rafalski, Balkovec), 10:25 PPG; 6. UW, S. Carter (Rafalski), 15:29.
3rd Pd: 7. UW, Mike Strobel (Ellick), 3:05; 8. UW, Tok (Spencer, Rafalski), 9:27.

**1995-96
(NCAA REGIONALS, 28-13-1)**

Michigan State's third-place CCHA finish earned the Spartans a berth in the NCAA West Regional, and for the second time in three years they faced higher-seeded Massachusetts-Lowell while wearing dark jerseys in their own arena. Despite a first-period penalty-shot save by Chad Alban, the Spartans were trailing the River Hawks, 2-0, after 20 minutes and couldn't make up the difference. Lowell stretched its lead to 4-0 in the second period before Sean Berens found the net for MSU. Mark Loeding scored for the Spartans in the third period, a goal which was sandwiched by two Lowell tallies to make the final 6-2.

**March 23, 1996 • East Lansing
MASS-LOWELL 6, MSU 2**

1st Pd: 1. UML, Daw (Donovan, Sbrocca), 7:12; 2. UML, Barozzino (Concannon, Donovan), 16:57.
2nd Pd: 3. UML, Salsman (Dartsch), 6:52; 4. UML, Concannon (Sbrocca), 11:30; 5. MS, Berens (York, Watti), 18:52.
3rd Pd: 6. UML, Barozzino (Concannon), 0:34; 7. MS, Loeding (Adams, Ford), 2:28; 8. UML, Barozzino (Mahoney, Sandholm), 17:42.

**1996-97
(NCAA REGIONALS, 23-13-4)**

MSU's fourth consecutive trip to the NCAA Tournament paired the fifth-seeded Spartans against Minnesota in Grand Rapids' Van Andel Arena. The Gophers broke a 1-1 tie midway through the first period with a pair of goals and went on to win easily, thanks to two goals and two assists from Casey Hankinson. Michigan State received a strong effort from freshman center Shawn Horcoff, whose short-handed goal late in the third period produced the 6-3 final score.

**March 23, 1997 • Grand Rapids, Mich.
MINNESOTA 6, MSU 3**

1st Pd: 1. UM, Woog (Anderson, Godbout), 3:01; 2. MS, York (Weaver, Tuzzolino), 9:05; 3. UM, Hendrickson (Miller, Checchio), 10:33; 4. UM, Hankinson (LaFleur, Crowley), 18:46.
2nd Pd: 5. UM, Hankinson (Berg, Clymer), 4:37; 6. UM, Spehar (Hankinson, Berg), 7:19; 7. MS, Ferranti (Horcoff, Loeding), 14:31.
3rd Pd: 8. UM, Crowley (Hankinson), 7:44; 9. MS, Horcoff (Hartlon), 17:19.

**1997-98
(NCAA QUARTERFINALS, 33-6-5)**

Michigan State earned the No. 1 seed in the NCAA West Regional by virtue of its CCHA regular-season and playoff championships – the Spartans were the only team in the nation to capture both of their league titles. After fourth-seeded Ohio State beat fifth-seeded Yale, a rematch of the CCHA playoff championship was set up between the Spartans and the Buckeyes. Michigan State's potent power-play accounted for all three goals, as the Spartans held leads of 2-0 and 3-2. Ohio State kept responding, and evened the score

early in the third. Stellar goaltending from MSU's Chad Alban and OSU's Jeff Maund kept the score tied at 3-3 through regulation. After going into double overtime a week earlier in the CCHA finals, this game was resolved in the first extra session. A sprawling Alban poked the puck away from Hugo Boisvert but right on to Andre Signoretti's stick. The seldom-scoring defenseman fired a perfect shot in the top left corner for his second goal of the game, sending Ohio State to the Frozen Four.

**March 28, 1998 • Ann Arbor, Mich.
OHIO STATE 4, MSU 3 OT**

1st Pd: 1. MS, Hodgins (York, Kozakowski), 18:34.
2nd Pd: 2. MS, Horcoff (Weaver, York), 6:10; 3. OS, Signoretti (Richards), 6:51; 4. OS, Meloche (Boisvert, Maund), 11:25; 5. MS, Dolyn (Berens, York), 17:23.
3rd Pd: 6. OS, Rech (McMillan), 5:43.
Overtime: 7. OS, Signoretti (Meloche, Boisvert), 8:47.

**1998-99
(NCAA FROZEN FOUR, 29-6-7)**

For the second straight year Michigan State earned a first-round NCAA Tournament bye, but a year to the day after the Spartans' 1998 disappointment they posted a win in dramatic fashion. MSU trailed Colorado College 3-2 in a back-and-forth game with two minutes remaining before freshmen Andrew Hutchinson and Adam Hall scored goals 32 seconds apart to deliver the improbable win. That gave the Spartans their first trip to the NCAA Frozen Four since 1992, where they met New Hampshire in Anaheim, Calif. The two teams traded goals into the third period, where MSU tied the score at 3-3 less than four minutes in. The Wildcats had the game's final two goals, however, to end MSU's hopes for the school's third national title. Senior center Mike York had two assists in his final collegiate game, giving him 201 career points.

**March 28, 1999 • Madison, Wis.
MSU 4, COLORADO COLLEGE 3**

1st Pd: 1. MS, Goodenow (Dolyn, Horcoff), 1:56; 2. CC, Voorhees (Heerema, Austin), 14:43.
2nd Pd: 3. CC, Krywka (Heerema, B. Swanson), 5:41.
3rd Pd: 4. MS, Hall (Adams, Kozakowski), 9:14; 5. CC, Clark (Manning, Hartsburg), 11:21; 6. MS, Hutchinson (Adams, Bogas), 18:20; 7. MS, Hall (York, Adams), 18:52.

**April 1, 1999 • Anaheim, Calif.
NEW HAMPSHIRE 5, MSU 3**

1st Pd: 1. NH, Krog (Ficek, Filipowicz), 18:49; 2. MS, Dolyn (Horcoff, Hodgins), 19:27.
2nd Pd: 3. NH, Souza (Haydar, Walsh), 2:44; 4. MS, Patchell (Loeding, York), 6:49; 5. NH, Souza (unasst), 18:17.
3rd Pd: 6. MS, Hall (York), 3:44; 7. NH, Shipulski (Krog, Souza), 10:52; 8. NH, Krog (Haydar, Souza), 14:40.

**1999-2000
(NCAA REGIONALS, 27-11-4)**

Despite winning the CCHA postseason championship in convincing fashion, Michigan State was seeded fifth in the NCAA West Regional and earned a date against fourth-seeded Boston College. Jeff Farkas scored a power-play goal 11:53 into the first overtime – with just six seconds remaining on a five-minute major called on MSU – to earn a 6-5 victory. The Eagles scored five power-play goals and a shorthanded goal while the Spartans gave up a power-play goal with 50 seconds remaining in regulation to send the game into OT. MSU

stormed out to a 2-0 lead in the first 8:33 of the game on goals by Adam Hall and John Nail. BC rallied to tie the game with two goals in the first 1:39 of the second. The two teams traded goals the rest of regulation with the Eagles' Mike Lephart forcing the extra session with a tally late in the third. The winner came late in the major, which had been called on Sean Patchell for hitting from behind. Mike Mottau's shot from the point was blocked by a defenseman, but Gionta, who had drawn the penalty, shoveled the puck over to Farkas whose shot eluded goalie Ryan Miller.

**March 24, 2000 • Minneapolis, Minn.
BOSTON COLLEGE 6, MSU 5 OT**

1st Pd: 1. MS, Hall (Horcoff, Dolyn), 1:56; 2. MS, Nail (Patchell), 8:33.
2nd Pd: 3. BC, Farkas (Mottau, Allen), 0:32; 4. BC, Gionta (Allen, Lephart), 1:39; 5. MS, Hutchinson (unasst), 9:53; 6. BC, Bellefeuille (unasst), 14:02.
3rd Pd: 7. MS, Liles (Horcoff, Hutchinson), 1:11; 8. BC, Caulfield (Kolanos, Hughes), 10:35; 9. MS, Dolyn (Horcoff, Liles), 13:05; 10. BC, Lephart (Mottau, Bellefeuille), 19:10.
Overtime: 11. BC, Farkas (Gionta, Mottau), 11:53.

**2000-01
(NCAA FROZEN FOUR, 33-5-4)**

As the top seed in the NCAA Tournament, the Spartans were sent to the West Regional as the No. 1 seed and faced Wisconsin, an opening round winner over Providence, in a quarterfinal match. MSU easily defeated the Badgers, 5-1, getting goals from five different players and successfully converting on three of eight power-play opportunities. The win gave the Spartans a berth in the NCAA Frozen Four semifinals against defending national champion North Dakota in a contest that pitted one of the country's top offensive teams against the nation's best defensive unit. However, it was the Fighting Sioux that boasted the stifling defense as the Western Collegiate Hockey Association foe blanked MSU, 2-0, ending the Spartans' quest for a national championship. North Dakota netminder Karl Goehring made 30 saves on the day. The only scoring took place in the first period on goals by the Fighting Sioux's Kevin Spiewak and Ryan Bayda.

**March 25, 2001 • Grand Rapids, Mich.
MSU 5, WISCONSIN 1**

1st Pd: 1. MS, Insana (unasst), 7:45; 2. MS, Patchell (Fast, Ferguson), 19:02.
2nd Pd: 3. UW, Hussey (Wheeler, Bourque), 8:52; 4. MS, Nail (Patchell), 9:04; 5. MS, Goodenow (Maloney, Dolyn), 11:50.
3rd Pd: 6. MS, Dolyn (Goodenow, Maloney), 5:42.

**April 5, 2001 • Albany, N.Y.
NORTH DAKOTA 2, MSU 0**

1st Pd: 1. ND, Spiewak (Notermann, B. Lundbohm), 1:15; 2. ND, Bayda (B. Lundbohm, Roche), 19:27.
2nd Pd: No scoring.
3rd Pd: No scoring.

**2001-02
(NCAA REGIONALS, 27-9-5)**

Michigan State received the No. 3 seed in the West Regional for the 2002 NCAA Tournament and faced the No. 6 seed Colorado College in the opening round in Ann Arbor. CC's Trent Clark scored at the 10:05 mark of the first period to give the Tigers a 1-0 lead heading into the first intermission. The teams turned in a defensive battle in the second period with MSU producing just nine shots and CC six. The Tigers' Alex Kim added an insurance goal at the 5:43 mark of the third period to give Colorado



NCAA TOURNAMENT GAMES

College the 2-0 win. Spartan netminder Ryan Miller turned aside 27 shots, including 14 in the first period, while his counterpart Jeff Sanger finished with 25 saves. The game also marked the end of an era for Spartan hockey as the legendary Ron Mason coached his final game for the Green and White.

March 22, 2002 • Ann Arbor, Mich.**COLORADO COLLEGE 2, MSU 0**

1st Pd.: 1. CC, Clark (Petior), 10:05.

2nd Pd.: No Scoring.

3rd Pd.: 2. CC, Kim (Clarke, Polaski), 5:43.

2003-04**(NCAA REGIONALS, 23-17-2)**

Michigan State, which earned the No. 3 seed in the Midwest Region for the 2004 NCAA Tournament, met No. 2 seed Minnesota-Duluth in the opening round in Grand Rapids. UMD's Evan Schwabe scored at the 12:16 mark of the first period as the Bulldogs took a 1-0 lead after the opening stanza. Four second-period goals by UMD, including two by Hobey Baker winner Junior Lessard, gave the Bulldogs the 5-0 victory. MSU goaltender Dominic Vicari stopped 11 shots, before being relieved by Matt Migliaccio who finished with 12 saves. UMD netminder Isaac Reichmuth finished with 23 stops.

March 27, 2003 • Grand Rapids, Mich.**MINNESOTA-DULUTH 5, MSU 0**

1st Pd.: 1. UMD, Schwabe (Williams, Hambly), 12:16.

2nd Pd.: 2. UMD, Unklesbay (Anderson), 1:14;

3. UMD, Hammond (Peluso, Hardwick), 5:36; 4.

UMD, Lessard (Schwabe, Hardwick), 8:13; 5. UMD,

Lessard (Schwabe, Bross), 13:01.

3rd Pd.: No Scoring.

2005-06**(NCAA REGIONALS, 25-12-8)**

The Spartans shook off an injury-riddled and sluggish start to the regular season to put together an impressive second-half run which saw them earn the #1 seed in the East Regional in Albany, N.Y. MSU got a 36-save performance from freshman netminder Jeff Lerg to post the first shutout in Spartan NCAA history, 1-0. First-year skater Tim Crowder scored the only goal MSU would need just 2:14 into the game, and the stalwart defense would hold on to send the Spartans into the second round against Maine. In the regional final, the Black Bears posted a 3-0 lead by the 16:38 mark of the first period, but the Spartans found their stride and fought back to twice come within a goal. Crowder scored twice while Jim McKenzie and Drew Miller also found the back of the net, but MSU fell just short and dropped a 5-4 decision. Crowder and defenseman Corey Potter were named to the All-Regional Team.

March 25, 2003 • Albany, N.Y.**MSU 1, NEW HAMPSHIRE 0**

1st Pd.: 1. MS, Crowder (Kennedy, Abdelkader), 2:14.

2nd Pd.: No Scoring.

3rd Pd.: No Scoring.

March 26, 2006 • Albany, N.Y.**MAINE 5, MSU 4**

1st Pd.: 1. MAI, Duffy (Damon) 3:13; 2. MAI, J. Hopson (Hamilton, K. Hopson), 10:21; 3. MAI J. Hopson (Duffy, K. Hopson) 16:38 pp; 4. MS Crowder (Booth, Kennedy) 19:16 pp.

2nd Pd.: 5. MAI Damon (Soares, Lundin) 3:35; 6.

MSU Crowder (Kennedy, Booth) 8:00 pp; 7. MSU

McKenzie (B. Lerg, Mueller) 19:00.

3rd Pd.: 8. MAI Moore (Soares) 19:23 en; 9. MSU Miller (unasst.) 19:55.

2006-07**(NCAA CHAMPIONS, 26-13-3)**

After a fourth-place finish in the CCHA regular-season and a dramatic overtime victory in the CCHA consolation game, the Spartans were hardly a favorite to reach the Frozen Four in St. Louis. Behind a stellar performance from regional MVP Jeff Lerg - who allowed just two goals in 120 minutes - Michigan State easily dispatched Boston University (5-1) before squaring off for a defensive battle with CCHA champion and national- No. 1 Notre Dame. The Spartans held on for a 2-1 victory over the Irish, and were off to St. Louis for the program's first Frozen Four since 2001.

A slow start against Maine - allowing a pair of goals before the game was four minutes old - could have spelled disaster, but a resilient MSU team cut the lead in half before the period was over and tacked on three more unanswered goals to post a 4-2 victory and send MSU to its first National Championship game since 1987. Facing off against the high-flying Eagles of Boston College, few gave MSU a chance in the contest - but a scoreless tie after one and a 1-0 deficit after two periods kept MSU right in the thick of things. The outstanding defensive effort paid dividends - Tim Kennedy got the equalizer just before the halfway point of the third period, then the winger set up linemate Justin Abdelkader for the game-winner with just 18.9 seconds remaining in regulation. It was truly a team effort by Michigan State, which had no All-League selections, no All-Americans, and no Hobey Baker finalists - just 26 determined, resilient hockey players who played for a common goal.

March 23, 2007 • Grand Rapids, Mich.**MSU 5, BOSTON UNIVERSITY 1**

1st Pd.: 1. BU, Weston (Gilroy, Popko), 6:05; 2.

MS, Kennedy, 12:51

2nd Pd.: 3. MS, Crowder (Kennedy, Howells),

1:11; 4. MS, Sprague (Graham, Sucharski), 5:22;

5. MS Vukovic (B. Lerg, Mueller) 17:19

3rd Pd.: 6. MS Crowder (Dunne, Howells) 8:04

March 24, 2007 • Grand Rapids, Mich.**MSU 2, NOTRE DAME 1**

1st Pd.: no scoring

2nd Pd.: 1. MS, Mueller (Kennedy, Snavely,

Graham), 6:04

3rd Pd.: 2. MS Kennedy (Crowder, Abdelkader)

5:59; 3. ND Rankin (Blatchford, Paige) 14:52.

April 5, 2007 • St. Louis, Mo.**MSU 4, MAINE 2**

1st Pd.: 1. ME, Johnson (Soares, Levielle), :23;

2. ME, Soares (Ramsey, Johnson), 3:24; 3. MS

Mueller 7:25

2nd Pd.: 4. MS, Snavely (Abdelkader, Ken-

nedy), 16:32;

3rd Pd.: 5. MS, Sucharski (Schepke, Sprague),

5:11; 6. McKenzie (Mueller) 9:46.

April 7, 2007 • St. Louis, Mo.**MSU 3, BOSTON COLLEGE 1**

1st Pd.: no scoring

2nd Pd.: 1. BC, Boyle (Bradford), 6:50;

3rd Pd.: 2. Kennedy (Abdelkader) 9:53; 3. Ab-

delkader (Kennedy, Howells) 19:41.1; 4. Mueller

(McKenzie, Vukovic) 19:58.3.

2007-08**(NCAA QUARTERFINAL, 25-12-5)**

The Spartans had a formidable team with considerable experience coming back off of the National Championship team before, and the squad finished third in the CCHA regular season. The Spartans were sent to Colorado Springs to go up against the host Tigers on the big sheet of Olympic ice at the World Arena. MSU posted

a 3-1 victory over their hosts, with Jeff Lerg making 41 saves as the Spartans exploded for three second-period goals for a victory over the WCHA regular-season champions.

MSU then had a meeting with CCHA foe Notre Dame, a rematch of the previous season's regional final in Grand Rapids.

A pair of Irish goals scored just over a minute apart in the late stages of the third period - at 14:06 and 15:20 - broke open a 1-1 game and propelled Notre Dame to a 3-1 victory. Justin Abdelkader had the only score for Michigan State, which had advanced to a regional final for the third straight season.

March 28, 2008 • Colorado Springs, CO.**MSU 3, COLORADO COLLEGE 1**

1st Pd.: no scoring

2nd Pd.: 1. MS, Kennedy (Petry, Abdelkader),

9:27; 2. MS, Dunne (B.Lerg, Crowder) 18:03;

3. MS, Mueller (Kennedy, Abdelkader), 19:53

3rd Pd.: 4. CC, Patrosso (Vlassopoulos), 12:07.

March 29th, 2008 • Colorado Springs, CO.**NOTRE DAME 3, MSU 1**

1st Pd.: no scoring

2nd Pd.: 1. ND, Hanson (Regan), 2:43; 2. MS,

Abdelkader (Kennedy, Crowder), 9:05

3rd Pd.: 3. ND, Van Guilder (Ryan), 14:06; 4. ND

Ruth (White, Hanson), 15:20.

2011-12**(NCAA REGIONALS, 19-16-4)**

The Spartans played the second-most difficult schedule in the nation in 2011-12, and despite finishing fifth in the CCHA standings, earned an at-large bid to the NCAA Tournament, its first since 2008. Union took a 2-0 lead in the contest early in the second period, and despite a Matt Berry goal cutting the lead in half in the latter half of the period, the Spartans could not find an equalizing tally. Union iced the game with a power-play marker with just 88 seconds remaining in regulation. Will Yanakeff made 29 saves for the Spartans.

March 23, 2011 • Bridgeport, Conn.**UNION 3, MSU 1**

1st Pd.: 1. UNI, Novak (Welsh), 15:09

2nd Pd.: 2. UNI, Welsh (Bodie), 3:20; MSU

Berry (Perlini, Krug); 19:21 pp

3rd Pd.: UNI Simpson (Zajac), 18:42 pp.



1966 NATIONAL CHAMPIONS

CINDERELLA SPARTANS CLAIM NATIONAL CROWN

MINNEAPOLIS — The 1966 National Collegiate Athletic Association hockey championship rested in the West, and Michigan State had its first crown because it wouldn't give up.

"We had our troubles early in the season . . . a lot of injuries and some ice problems that hampered our practice," head coach Amo Bessone said after Michigan State beat Clarkson, 6-1, in the title game at the University of Minnesota.

"But I figured we had the potential all along, once we got straightened out," Bessone added. "I know one thing: our kids worked very hard for this, and they were deserving of the championship."

At mid-season, Michigan State was bogged down with a 4-9 record, including a 6-3 loss to Clarkson.

Then MSU began to find the combination. The Spartans still finished sixth in the Western Collegiate Hockey Association, but the team had jelled. The Spartans whipped Michigan and WCHA champion Michigan Tech in the Western hockey playoffs to gain a berth in the NCAA championships.

Once the title game was decided, Michigan State had won 12 of its final 16 games to wind up with a 16-13 season record.

The championship was no contest after Bob Brawley fired home a 35-foot slapshot to break a tie and give Michigan State a 2-1 lead in the second period.

The Spartans rammed in four more goals in the third period to turn it into a rout, and wound up peppering the Clarkson goal with 46 shots.

Mike Coppo got two Spartan goals and Bob Fallat, Doug Volmar and Bill Faunt had one each. Spartan goaltender Gaye Cooley earned tournament MVP honors.

Four Michigan State players were named to the all-tournament team, including Cooley, Coppo, Heaphy and McAndrew also earned first-team honors, while Brawley and Tom Mikkola were on the second team.

(Parts of this story were taken from the Associated Press story which appeared in the Lansing State Journal.)



Front Row (left to right): Gaye Cooley, Matthew Mulcahy, co-captain Don Heaphy, Jerry Fisher, co-captain Mike Coppo, Tom Purdo, Larry Roche. Second Row: Trainer Clyde Stretch, Sandy McAndrew, Tom Mikkola, Mike Jacobson, Dainis Vedejs, Ron Roth, Doug Volmar, Tom Crowley, Wayne Duffett, head coach Amo Bessone. Third Row: Manager William Smith, Richard Bois, Bill Faunt, Douglas French, Nino Cristofoli, Robert Fallat, John Schuster, manager Ralph Faust. Not pictured: Robert Brawley.

1965-66 ROSTER

1	Gerald Fisher	G	8	Bill Faunt	C	17	Tom Crowley	D	Head Coach:
2	Robert Brawley	D	9	Douglas Volmar	W	18	Ron Roth	D	Amo Bessone
3	Richard Bois	D	10	Charles Jacobson	W	19	Dainis Vedejs	D	
4	Donald Heaphy	D	11	Matthew Mulcahy	W	20	Thomas Mikkola	C	
5	Thomas Purdo	D	12	Brian McAndrew	C	21	John Schuster	W	
6	Douglas French	D	14	Nino Cristofoli	W	22	Larry Roche	G	
7	Michael Coppo	W	15	Wayne Duffett	W	23	Gaye Cooley	G	
			16	Robert Fallat	W				



1986 NATIONAL CHAMPIONS

SPARTANS CLAIM SECOND NATIONAL CHAMPIONSHIP

PROVIDENCE, R.I. — When Michigan State left wing Mike Donnelly played against Harvard in NCAA Regional action in 1983, he had a broken wrist.

At the Providence Civic Center at the 1986 national championship, all he could break after the game was a big smile.

Led by a pair of goals by the senior left wing — the final one at 17:09 of the third period — MSU claimed the 1986 NCAA championship by downing the Crimson 6-5 before a crowd of 9,214.

It was MSU's second national title in the school's history, the other coming in 1966.

Donnelly's goals were his 58th and 59th of the season, padding his NCAA record for most goals in a season.

Also scoring for head coach Ron Mason's Spartans, who closed the year with a 34-9-2 record, including a 23-2-1 mark since December, were Mitch Messier, Jeff Parker, Brad Hamilton and Brian McReynolds. Bob Essensa finished with 15 saves in the Spartan nets.


"Tonight, we won the game in a way that was characteristic of our whole season — we came from behind and never gave up," Mason said.

Donnelly, Parker, Norm Foster and Don McSween were named to the all-tournament team. Donnelly was named the Most Valuable Player.

"I'm proud of our team — very proud," Mason added. "This team has a lot of character, and they gave it quite a gutsy effort tonight. They've made a believer out of me.

"Last year, it was doomsday around Michigan State after the loss to Providence," said Mason, referring to the disappointing NCAA quarterfinal loss that knocked perhaps the best MSU team of all time out of the tournament. "It takes more than a great team to win an NCAA championship. It takes the right chemistry."

(Parts of this story were taken from the March 30, 1986, Lansing State Journal story by Will Kowalski.)



Front Row (left to right): Norm Foster, assistant coach George Gwozdecky, Bill Shibicky, Mitch Messier, Rick Fernandez, Dee Rizzo, head coach Ron Mason, Mike Donnelly, Brad Beck, Don McSween, Jeff Parker, assistant coach Terry Christensen, Bob Essensa. Second Row: Team physician Dr. John Downs, Tom Tilley, Danton Cole, Rick Tosto, Chris Luongo, Sean Clement, Dave Chiappelli, Bobby Reynolds, Kevin Miller, Dave Arkelipane, student manager Troy Tuggle. Third Row: Equipment manager Tom Magee, trainer Dave Carrier, Geoff Haff, Jim Lycett, Mike Dyer, Bruce Rendall, Brian McReynolds, Joe Murphy, Brad Hamilton, student manager Steve Brown.

1985-86 ROSTER									
			11	Jeff Parker	F	22	Sean Clement	D	Head Coach: Ron Mason Assistants: Terry Christensen, George Gwozdecky
3	Brad Hamilton	D	12	Mitch Messier (A)	F	25	Dee Rizzo	F	
4	Brad Beck	D	14	Mike Donnelly	F	26	Dave Arkelipane	F	
5	Don McSween (C)	D	15	Bobby Reynolds	F	27	Brian McReynolds	F	
6	Chris Luongo	D	16	Bill Shibicky	F	28	Rick Fernandez	F	
7	Danton Cole	F	17	Bruce Rendall	F	33	Bob Essensa	G	
8	Kevin Miller (A)	F	18	Dave Chiappelli	F	41	Norm Foster	G	
9	Joe Murphy	F	19	Rick Tosto	F				
10	Geir Hoff	F	21	Tom Tilley	D				

2007 NATIONAL CHAMPIONS

RESILIENT SPARTANS DEFY THE ODDS

ST. LOUIS - Beating the odds again, Michigan State won its first NCAA hockey championship in 21 years.

Justin Abdelkader snapped a tie with 18.9 seconds to go, seconds after ringing a shot off the post in the Spartans' 3-1 victory over Boston College.

Jeff Lerg made 29 saves, and Chris Mueller added an empty-net goal with 1.2 seconds left to clinch it for the Spartans (26-13-3), a lightly regarded No. 3 seed in the Midwest Regional when the tournament began.

Tim Kennedy tied it midway through the third period, and set up the go-ahead goal from behind the net when he spun off his man and passed the puck in front. Abdelkader, the MVP of the tournament, beat Cory Schneider for his 15th goal and first in nine games.


Comley captured his first title at MSU and the second of his career - he also won it all with Northern Michigan in 1991. He and Boston College's Jerry York are among three coaches to win championships at two schools.

Boston College's success on the power play was a key to its drive to the final, with a 35.6 success rate and three goals in the semifinals against North Dakota. Michigan State held the Eagles to 1-for-4 with the man advantage and was 17-for-18 on the penalty kill in the tournament.

The 5-foot-6 Lerg made his biggest save of the game when he stopped Brian Boyle on a 2-on-1 short-handed break early in the third period, keeping it a one-goal game. He pumped his glove after the stop.

Trailing 1-0 after a second-period Boyle goal for BC, Kennedy tied it at 1 midway through the third period on a power play, breaking in alone after a faceoff just outside the zone and beating Schneider to the stick side. Kennedy has 18 goals, five in the last seven games.

Michigan State was the second No. 3 seed to make it to the championship game since the bracket was expanded to 16 teams in 2003. Boston College made it in 2006 as a No. 3 seed.



Front Row: Bobby Jarosz, Jim McKenzie, Chris Snavely, Chris Mueller, Tyler Howells, Chris Lawrence, Ethan Graham, Bryan Lerg, Brandon Warner, Justin Abdelkader, Jeff Lerg. Middle Row: Assistant Coach Brian Renfrew, Head Coach Rick Comley, Assistant Coach Rob Woodward, Strength & Conditioning Coach Mike Vorkapich, Steve Minich, Zak McClellan, Tim Crowder, Daniel Vukovic, Jay Sprague, Nick Sucharski, Dan Sturges, Brandon Gentile, Keith McKittrick, Assistant to the Head Coach/Video Coordinator Keith McKittrick, Team Physician Dr. Robert Norris, Athletic Trainer Dave Carrier, Athletics Director Ron Mason, Assistant Coach Tom Newton. Back Row: Team Manager Robby Mayer, Strength & Conditioning Intern Joe Agnello, Equipment Manager Tom Magee, Kurt Kivisto, Matt Schepke, Ryan Turek, Jeff Dunne, Justin Johnston, Mike Ratchuk, Tim Kennedy, Student Manager Matt Booth, Student Athletic Trainer Shinji Miura, Academic Coordinator Angela Howard.

2006-07 ROSTER

2006-07 ROSTER					11	Bryan Lerg (A)	F	24	Matt Schepke	F	Head Coach: Rick Comley
1	Jeff Lerg	G	13	Ryan Turek	D/F	25	Jim McKenzie	F	Assistants: Tom Newton,		
3	Chris Snavely	D	14	Zak McClellan	F	26	Kurt Kivisto	F	Brian Renfrew,		
4	Ethan Graham (A)	D	15	Jeff Dunne	D	27	Dan Sturges	F	Rob Woodward		
5	Justin Johnston	D	16	Tyler Howells (A)	D	28	Daniel Vukovic	D			
6	Brandon Gentile	D	17	Jay Sprague	F	30	Steve Mnich	G			
8	Brandon Warner	D	19	Chris Mueller (A)	F	35	Bobby Jarosz	G			
9	Justin Abdelkader	F	20	Chris Lawrence (C)	F	40	Tim Crowder	F			
10	Tim Kennedy	F	22	Nick Sucharski	F	44	Mike Ratchuk	D			



SPARTAN ALL-AMERICANS**FIRST TEAM**

1959	Joe Selinger, G
1962	John Chandik, G
1964	Carl Lackey, D
1965	Doug Roberts, F
1966	Doug Volmar, F
1969	Rick Duffett, G
1971	Don Thompson, F
1972	Jim Watt, G
1973	Bob Boyd, D
1974	Norm Barnes, D
	Steve Colp, F
1975	Tom Ross, F
1976	Tom Ross, F
1982	Ron Scott, G
1983	Ron Scott, G
1985	Dan McFall, D
	Kelly Miller, F
	Craig Simpson, F
1986	Mike Donnelly, F
1987	Mitch Messier, F
1989	Kip Miller, F
	Bobby Reynolds, F
1990	Kip Miller, F
1991	Jason Woolley, D
1992	Joby Messier, D
	Dwayne Norris, F
1993	Bryan Smolinski, F
1998	Chad Alban, G
	Mike York, F
1999	Joe Blackburn, G
	Mike York, F
2000	Shawn Horcoff, F
2001	Ryan Miller, G
2002	Ryan Miller, G
2003	John-Michael Liles, D
2012	Torey Krug, D
2015	Jake Hildebrand, G
2019	Taro Hirose, F

Michigan State has had a total of 56 All-America selections, including 38 First-Team selections.

SECOND TEAM

1984	Dan McFall, D
1985	Gary Haight, D
1986	Don McSween, D
1987	Don McSween, D
1990	Jason Muzzatti, G
1994	Steve Guolla, F
1995	Anson Carter, F
1998	Sean Berens, F
	Tyler Harlton, D
	Mike Weaver, D
1999	Mike Weaver, D
2000	Andrew Hutchinson, D
2002	John-Michael Liles, D
	Brad Fast, D
2003	Jim Slater, F
2004	A.J. Thelen, D
	Jeff Lerg, G
2008	Jeff Lerg, G
2010	Jeff Petry, D

COSIDA ACADEMIC ALL-AMERICANS

1982	Ron Scott
1983	Ron Scott
1985	Kelly Miller
1986	Don McSween
1987	Don McSween
1990	Walt Bartels
	(3rd Team — GTE/CosIDA)
1991	Walt Bartels
	(1st Team — GTE/CosIDA)
1992	Mike Gilmore
1997	Tyler Harlton
	(2nd Team — GTE/All-District)
1998	Tyler Harlton
	(1st Team — GTE/CosIDA)
1999	Joe Blackburn
	(2nd Team — GTE/All-District)
2003	Brad Fast
	(2nd Team — Verizon/All-District)
2008	Jeff Lerg
	(1st Team — ESPN/CosIDA All-American)
	Jeff Dunne
	(2nd Team — ESPN/CosIDA/All-District)
2009	Jeff Lerg
	(1st Team — ESPN/CosIDA All-American; At-Large Academic All-America of the Year)



Taro Hirose



SPARTAN AHCA ALL-AMERICA SCHOLARS

Started in 2018, this honor given by the American Hockey Coaches Association is awarded to student-athletes that post a minimum GPA of 3.6 and have played in 40% of their team's games

2018 Austin Kamer
Brennan Sanford

2020 Adam Goodsir
Austin Kamer
Josh Nodler
Jerad Rosburg

2019 Austin Kamer

THE HOBEY BAKER MEMORIAL AWARD

Since 1981, Hobey Baker Memorial Award has been presented annually to the outstanding college hockey player in the United States by the Decathlon Athletic Club of Bloomington, Minn. Michigan State boasts 17 Hobey Baker Finalists, while two Spartans have won this prestigious honor - Kip Miller (1990) and Ryan Miller (2001). Taro Hirose was the most recent finalist in 2019.

The award is named after college hockey great Hobey Baker of Princeton, a member of both the United States Hockey Hall of Fame in Eveleth, Minn., and the Hockey Hall of Fame in Toronto. Also a standout in football, he is enshrined in the Pro Football Hall of Fame in Canton, Ohio, and the

College Football Hall of Fame in Atlanta.

Hobart Amory Hare Baker was born in Philadelphia in 1892 and began his hockey career at age 14 at St. Paul's Prep School in Concord, N.H. Hobey took his athletic prowess to Princeton, where his brilliant skating and stickhandling abilities allowed him to



dominate the college game and lead Princeton to the Intercollegiate League Championship in each of his three years of varsity hockey (1911-14). He added to his physical prowess the exemplary qualities of being a completely unselfish sportsman and an opponent of publicity. Facts about Baker's career often sound more like myths, such as the story of his playing every second of a 73-minute game against Harvard, or the claim that he was penalized just twice during his career, and both times the mere suggestion that he had violated a rule of the game nearly drove him to tears.


Baker worked in the business world following his graduation from Princeton but, believing U.S. involvement in the first World War was near, took up flying and was commissioned as a lieutenant in the Army in 1917. He was with the first group of American pilots sent to France and was honored with the Croix de Guerre after bringing down three enemy planes during the Great War. Following the armistice, Hobey decided he would take one last flight in his fighter before heading back to the States. It would be his last flight - Hobart Amory Hare Baker died after his plane crashed just a quarter mile after taking off. He was 26.




MSU'S HOBEY BAKER FINALISTS



Ron Scott - 1982 *, 1983



Kelly Miller - 1985




Craig Simpson - 1985



Mike Donnelly - 1986



Bobby Reynolds - 1989



Kip Miller - 1989, 1990 !



Bryan Smolinski - 1993



Anson Carter - 1995



Chad Alban - 1998 *



Mike York - 1998, 1999 *




Shawn Horcoff - 2000




Ryan Miller - 2001 !, 2002



John-Michael Liles - 2003



Jim Slater - 2004



Jeff Lerg - 2008



Torey Krug - 2012



Taro Hirose - 2019

! - Winner
* - Runner-up

MSU'S HOBEBY BAKER AWARD WINNERS

1990 • KIP MILLER

Kip Miller was the recipient of the 10th Hobey Baker Memorial Award in 1990 after leading the nation in scoring for the second consecutive season with 101 points on 48 goals and 53 assists.

A two-time first-team All-CCHA honoree, Miller was recognized as the league's Player of the Year after leading the conference in scoring for the second straight season with 36 goals and 38 assists for 74 points. He was a two-time finalist for the Hobey Baker Award.

In MSU's career record books, the two-time first-team All-America selection finished third in goals (116), assists (145) and points (261). He closed out his career among the NCAA's top 25 all-time point producers and, in addition to leading the country in scoring as a senior, shared NCAA scoring honors during his junior campaign with teammate and 1989 Hobey Baker finalist Bobby Reynolds.

Over the course of his four seasons, the Spartans won three CCHA regular-season titles and the same number of league postseason crowns and amassed an impressive 132-45-9 record. The 1989-90 Hockey News/Bauer College Hockey Player of the Year also helped MSU to four NCAA Tournament appearances, including a second-place finish to North Dakota in the 1987 championship game and a trip to the 1989 NCAA Frozen Four in St. Paul.



KIP MILLER'S CAREER STATISTICS

Year	GP	G	A	P	PEN-MIN	PPG	SHG	GWG	HT
1986-87	45	20	22	42	43-94	3	0	3	0
1987-88	39	16	25	41	25-51	5	0	2	1
1988-89	47	32	45	77	43-94	7	4	1	2
1989-90	45	48	53	101	26-60	21	1	7	4
TOTALS	176	116	145	261	137-299	36	5	13	7

1990 HOBEBY BAKER FINALISTS

Kip Miller, Michigan State	Greg Brown, Boston College*
Rick Bennett, Providence	Rob Blake, Bowling Green
Nelson Emerson, Bowling Green	David Emma, Boston College
Dave Gagnon, Colgate	Joe Juneau, Rensselaer
Russ Parent, North Dakota	Dave Shields, Denver

* Runner-up



2001 • RYAN MILLER

Spartan goaltender Ryan Miller followed in the footsteps of his cousin Kip, winning the 2001 Hobey Baker Award 11 seasons after his cousin accomplished the feat. The Millers joined Harvard's Fusco brothers (Mark in 1983, Scott in 1986) as the only relatives to win the Hobey.

Ryan Miller became the second netminder to win Hobey honors, joining Minnesota's Robb Stauber (1988), after putting together arguably the most impressive single-season effort in college hockey history. The East Lansing native posted a 31-5-4 record, a 1.32 goals against average, a .950 saves percentage and 10 shutouts. He led the nation in five statistical categories and broke the NCAA all-time record for shutouts with his 17th career blanking vs. Alaska-Fairbanks in February 2001.

The Hobey Baker Award capped off a season in which Miller earned All-America First Team honors, was named CCHA Player of the Year and CCHA Tournament MVP and helped the Spartans to the 2001 league regular-season and postseason titles as well as a berth in the NCAA Frozen Four and a fourth straight Great Lakes Invitational championship.

2001 HOBEBY BAKER FINALISTS

Ryan Miller, Michigan State	Brian Gionta, Boston College*
Jeff Panzer, North Dakota*	Erik Anderson, St. Lawrence
Ty Conklin, New Hampshire	Jeff Hamilton, Yale
Dany Heatley, Wisconsin	Andy Hilbert, Michigan
Kent Huskins, Clarkson	Jordan Leopold, Minnesota

* Runner-up

RYAN MILLER'S CAREER STATISTICS

Year	GP	W-L-T	SVS	GA	GAA	SVS%	SHO
1999-2000	26	16-5-3	537	39	1.53	.932	8
2000-01	40	31-5-4	1,024	54	1.32	.950	10
2001-02	40	26-9-5	1,039	71	1.77	.936	8
TOTALS	116	73-19-12	2,600	164	1.54	.941	26



SPARTAN OLYMPIANS

Eighteen Spartans representing five different countries have had the honor of wearing their country's colors in the Olympic Games, and eight have combined to win 10 medals in Olympic competition.

The 2018 Games in Pyeongchang featured two Spartans playing in their first Olympics as Jim Slater represented the U.S. while Brock Radunske played for South Korea.

The Winter Games of 2010 were groundbreaking for MSU, as the Spartans boasted double medal-winners for the first time since Weldon Olson and Gene Grazia were teammates in 1960. Duncan Keith won gold with Team Canada in a dramatic overtime victory over the US in the gold-medal game. Ryan Miller (below) backstopped the US in the tournament, and was the Olympic MVP for his performance in Vancouver.

Keith became the first Spartan to win two gold medals, claiming his second at the 2014 Olympic Games in Sochi, Russia.



Olympics/Competitor	Team	Medal
---------------------	------	-------

1956 - Cortina d'Ampezzo

Weldon Olson	United States	Silver
--------------	---------------	--------

1960 - Squaw Valley

Weldon Olson	United States	Gold
Gene Grazia	United States	Gold

1968 - Grenoble

Doug Volmar	United States	--
Brian Glennie	Canada	Bronze

1984 - Sarajevo

Gary Haight	United States	--
-------------	---------------	----

1988 - Calgary

Kevin Miller	United States	--
Geir Hoff	Norway	--

1992 - Albertville

Jason Woolley	Canada	Silver
Geir Hoff	Norway	--

1994 - Lillehammer

Dwayne Norris	Canada	Silver
Geir Hoff	Norway	--

1998 - Nagano

Rod Brind'Amour	Canada	--
-----------------	--------	----

2002 - Salt Lake City

Mike York	United States	Silver
-----------	---------------	--------

2006 - Torino

John-Michael Liles	United States	--
Tony Tuzzolino	Italy	--
Jason Muzzatti	Italy	--

2010 - Vancouver

Ryan Miller	United States	Silver
Duncan Keith	Canada	Gold

2014 - Sochi

Ryan Miller	United States	--
Duncan Keith	Canada	Gold

2018 - Pyeongchang

Jim Slater	United States	--
Brock Radunske	South Korea	--



INTERNATIONAL COMPETITION

Michigan State has a long history of its players participating in international competitions. From the annual world championships to the IIHF World Junior Championships, Spartans have long made their mark.

IIHF WORLD CHAMPIONSHIP PARTICIPANTS

1956	Weldon Olson (USA)
1957	Welson Olson (USA)
1958	Weldon Olson (USA)
1959	Gene Grazia, Weldon Olson (USA)
1960	Gene Grazia, Weldon Olson (USA)
1963	Tom Mustonen, Frank Silka (USA)
1968	Doug Volmar (USA); Brian Glennie (Canada)
1969	Carl Lackey (USA)
1972	Jim Watt (B division) (USA)
1974	Carl Lackey (B division) (USA)
1975	Tom Ross (USA)
1981	Norm Barnes (Canada)
1983	Gary Haight (B) (USA)
1985	Kelly Miller, Gary Haight (USA)
1989	Kelly Miller (USA)
1990	Danton Cole, Kip Miller, Bobby Reynolds (USA); Bob Essensa (Canada); Geir Hoff (Norway)
1991	Danton Cole, Kevin Miller (USA)
1992	Rod Brind'Amour, Jason Woolley (Canada); Geir Hoff (Norway); Don McSween (USA)
1993	Rod Brind'Amour (Canada); Geir Hoff (Norway)
1994	Danton Cole, Don McSween (USA) Rod Brind'Amour (Canada); Geir Hoff (Norway)
1995	Tom Tilley (Canada); Geir Hoff (Norway)
1996	Chris Luongo*, Bobby Reynolds* (USA); Geir Hoff (Norway)
1997	Anson Carter (Canada)
1998	Chris Luongo, Kevin Miller, Bryan Smolinski (USA)
1999	Kelly Miller, Bryan Smolinski (USA)
2000	Chris Luongo (USA)
2001	Ryan Miller (USA)
2002	Ryan Miller (USA)
2003	Adam Hall, Ryan Miller, Kevin Miller (USA); Shawn Horcoff*, Anson Carter* (Canada)
2004	Adam Hall* (USA), Shawn Horcoff (Canada)
2005	Adam Hall, John-Michael Liles, Mike York (USA)
2006	Jim Slater, Adam Hall (USA) Jason Muzzatti (Italy)
2007	Jason Muzzatti (Italy)
2008	David Booth (USA); Duncan Keith* (Canada)
2009	John-Michael Liles (USA); Shawn Horcoff (Canada)
2010	Tim Kennedy (USA)
2012	Justin Abdelkader, Jeff Petry, Jim Slater (USA); Duncan Keith (Canada)
2013	Jeff Petry (USA)
2014	Justin Abdelkader, Jeff Petry (USA)
2015	Torey Krug (USA) *

* medal-winning team

All Olympics between 1920 and 1968 also counted as IIHF World Championships, and players were awarded appropriate IIHF medals. In the Olympic years of 1980, 1984, and 1988, no IIHF Championships were held.

IIHF WORLD JUNIOR CHAMPIONSHIP PARTICIPANTS

1977	David Gandini (USA)
1981	Kelly Miller (USA)
1982	Kelly Miller, Dan McFall (USA)
1983	Kelly Miller, Dan McFall (USA)
1985	Norm Foster * (Canada)
1986	Joe Murphy * (Canada)
1987	Bobby Reynolds (USA)
1988	Kip Miller (USA)
1989	Rod Brind'Amour (Canada)
1990	Dwayne Norris * (Canada), Bryan Smolinski (USA)
1994	Anson Carter * (Canada)
1996	Mike Watt * (Canada) Chris Bogas, Mike York (USA)
1997	Mike York * (USA)
1998	Mike York (USA)
1999	Joe Blackburn, Adam Hall (USA)
2000	Adam Hall, John-Michael Liles # (USA)
2001	Jim Slater (USA)
2004	David Booth *, Corey Potter *, Dominic Vicari * (USA)
2007	Justin Abdelkader * (USA)

* medal-winning team | # injured-did not play

WORLD CUP OF HOCKEY PARTICIPANTS

1996	Bryan Smolinski (USA) *, Rod Brind'Amour (Canada)
2004	Bryan Smolinski, John-Michael Liles (USA)
2016	Justin Abdelkader (USA)

* medal-winning team



Four-time World Championship participant and two-time Olympic gold medalist Weldon Olson poses at the "Tower of Nations" at the 1960 Olympic Games.



SPARTANS IN THE NHL DRAFT

A total of 121 current and former Spartans have been selected in the NHL's entry and supplemental drafts. Among those selections are Joe Murphy, picked No. 1 overall by the Detroit Red Wings in 1986, and Craig Simpson, selected No. 2 in the first round of the 1985 proceedings by the Pittsburgh Penguins.

Since 2000, 37 Spartans have been chosen in the NHL Entry Draft, including 10 in the first or second round.

BY TEAM

TEAM	PICKS	Most
		RECENT
New York Rangers	11	2003
St. Louis Blues	10	2012
Detroit Red Wings	7	2005
Philadelphia Flyers	7	2006
Chicago Blackhawks	6	2002
Edmonton Oilers	6	2006
Buffalo Sabres	6	2007
Winnipeg Jets	5	2015
Calgary Flames	7	2019
Boston Bruins	5	1991
Pittsburgh Penguins	4	2005
Quebec Nordiques	4	1994
Minnesota North Stars	4	1991
Florida Panthers	3	2018
New York Islanders	3	2018
Atlanta Thrashers	3	2008
Ottawa Senators	3	2008
Carolina Hurricanes	3	2001
Vancouver Canucks	3	1989
New Jersey Devils	2	2014
Minnesota Wild	2	2012
Anaheim Ducks	2	2010
Montreal Canadiens	2	2007
Washington Capitals	2	2005
Nashville Predators	2	1999
Toronto Maple Leafs	2	1996
Hartford Whalers	2	1988
Colorado Avalanche	1	2000
Columbus Blue Jackets	1	2006
San Jose Sharks	1	1993
Phoenix Coyotes	1	2012
Los Angeles Kings	1	1992

BY ROUND

TEAM	PICKS	Most
		RECENT
First	9	2008
Second	16	2014
Third	10	2012
Fourth	10	2012
Fifth	12	2007
Sixth	16	2015
Seventh	13	2018
Eighth	7	2002
Ninth	7	2000
Tenth	9	1994
Eleventh	3	1991
Twelfth	1	1991
Supplemental	5	1994

BY YEAR

TEAM	PICKS	HIGHEST
		SELECTION
1990	8	1st/#13 overall
1985	7	1st/#2 overall
1994	6	2nd/#32 overall
1989	6	2nd/#29 overall
1991	6	6th/#126 overall
1988	5	1st/#9 overall
2002	5	1st/#30 overall
1984	5	3rd/#44 overall
1982	5	6th/#91 overall
1986	4	1st/#1 overall
1999	4	2nd/#52 overall
1983	4	3rd/#56 overall
2012	4	3rd/#67 overall
2004	3	1st/#12 overall
1987	3	2nd/#30 overall
2006	3	2nd/#42 overall
2005	3	2nd/#42 overall
1976	3	6th/#107 overall
1981	3	6th/#124 overall

ALL-TIME NHL DRAFT SELECTIONS

Player	Team	Year	Rd.	Pick	Player	Team	Year	Rd.	Pick
Josh Nodler	Calgary Flames	2019	5	150	Bryan Smolinski	Boston Bruins	1990	1	21
Christian Krygier	New York Islanders	2018	7	196	Nicolas Perreault	Calgary Flames	1990	2	26
Cole Krygier	Florida Panthers	2018	7	201	Dwayne Norris	Quebec Nordiques	1990	7	127
Mitchell Matton	Calgary Flames	2016	5	126	Wes McCauley	Detroit Red Wings	1990	8	150
Mason Appleton	Winnipeg Jets	2015	6	168	Michael Thompson	Pittsburgh Penguins	1990	11	215
Josh Jacobs	New Jersey Devils	2014	2	41	Steve Beadle	Philadelphia Flyers	1990	#	
Mackenzie MacEachern	St. Louis Blues	2012	3	67	Mike Gilmore	New York Rangers	1990	#	
John Draeger	Minnesota Wild	2012	3	68	Rob Woodward	Vancouver Canucks	1989	2	29
Rhett Holland	Phoenix Coyotes	2012	4	102	Jason Woolley	Washington Capitals	1989	3	61
Matt DeBlouw	Calgary Flames	2012	7	186	Jim Cummins	New York Rangers	1989	4	67
Brett Perlini	Anaheim Ducks	2010	7	192	Peter White	Edmonton Oilers	1989	5	92
RJ Boyd	Florida Panthers	2010	7	183	Joby Messier	New York Rangers	1989	6	118
Daultan Leveille	Atlanta Thrashers	2008	1	29	Shawn Heaphy	Calgary Flames	1989	#	3
Derek Grant	Ottawa Senators	2008	4	119	Rod Brind'Amour	St. Louis Blues	1988	1	9
Corey Tropp	Buffalo Sabres	2007	3	89	Jason Muzzatti	Calgary Flames	1988	1	21
Andrew Conboy	Montreal Canadiens	2007	5	142	Pat Murray	Philadelphia Flyers	1988	2	35
Trevor Nill	St. Louis Blues	2007	7	190	Kerry Russell	Hartford Whalers	1988	7	137
Mike Ratchuk	Philadelphia Flyers	2006	2	42	Mark Hirth	Hartford Whalers	1988	9	179
Jeff Petry	Edmonton Oilers	2006	2	45	Jeff Harding	Philadelphia Flyers	1987	2	30
Ryan Turek	St. Louis Blues	2006	4	94	Kip Miller	Quebec Nordiques	1987	4	72
Nick Sucharski	Columbus Blue Jackets	2006	5	136	Chris Marshall	Buffalo Sabres	1987	6	106
Justin Abdelkader	Detroit Red Wings	2005	2	42	Joe Murphy	Detroit Red Wings	1986	1	1
Tim Crowder	Pittsburgh Penguins	2005	5	126	Neil Wilkinson	Minnesota North Stars	1986	2	30
Tim Kennedy	Washington Capitals	2005	6	181	Don Gibson	Vancouver Canucks	1986	3	49
A.J. Thelen	Minnesota Wild	2004	1	12	Mike O'Toole	St. Louis Blues	1986	6	115
David Booth	Florida Panthers	2004	2	53	Craig Simpson	Pittsburgh Penguins	1985	1	2
Jim McKenzie	Ottawa Senators	2004	5	141	Bruce Rendall	Philadelphia Flyers	1985	2	42
Corey Potter	New York Rangers	2003	4	122	Chris Luongo	Detroit Red Wings	1985	5	92
Drew Miller	Anaheim Mighty Ducks	2003	6	186	Brian McReynolds	New York Rangers	1985	6	112
Jim Slater	Atlanta Thrashers	2002	1	30	Danton Cole	Winnipeg Jets	1985	6	123
Lee Falardeau	New York Rangers	2002	2	33	Bobby Reynolds	Toronto Maple Leafs	1985	10	190
Duncan Keith	Chicago Blackhawks	2002	2	54	Brad Hamilton	Chicago Blackhawks	1985	10	200
Brock Radunske	Edmonton Oilers	2002	3	79	Neil Davey	New Jersey Devils	1984	3	44
Colton Fretter	Atlanta Thrashers	2002	8	230	Sean Clement	Winnipeg Jets	1984	4	72
Kevin Estrada	Carolina Hurricanes	2001	3	91	Bill Shibicky	Detroit Red Wings	1984	9	175
John-Michael Liles	Colorado Avalanche	2000	5	159	Tom Tilley	St. Louis Blues	1984	10	196
Troy Ferguson	Carolina Hurricanes	2000	9	276	Kevin Miller	New York Rangers	1984	10	202
Adam Hall	Nashville Predators	1999	2	52	Mitch Messier	Minnesota North Stars	1983	3	56
Andrew Hutchinson	Nashville Predators	1999	2	54	Bob Essensa	Winnipeg Jets	1983	4	69
Brad Fast	Carolina Hurricanes	1999	3	84	Don McSween	Buffalo Sabres	1983	8	154
Ryan Miller	Buffalo Sabres	1999	5	138	Norm Foster	Boston Bruins	1983	11	222
Shawn Horcoff	Edmonton Oilers	1998	4	99	Jeff Parker	Buffalo Sabres	1982	6	111
Mike York	New York Rangers	1997	6	136	Brad Beck	Chicago Blackhawks	1982	5	91
Chris Bogas	Toronto Maple Leafs	1996	6	148	Newell Brown	Vancouver Canucks	1982	8	158
Mike Watt	Edmonton Oilers	1994	2	32	Kelly Miller	New York Rangers	1982	9	183
Tyler Harlton	St. Louis Blues	1994	4	94	Bob Lowes	New York Rangers	1982	10	204
Jon Gaskins	Edmonton Oilers	1994	5	110	Tom Anastos	Montreal Canadiens	1981	6	124
Tony Tuzzolino	Quebec Nordiques	1994	5	113	Dan McFall	Winnipeg Jets	1981	8	148
Kevin Harper	St. Louis Blues	1994	10	250	Warren Harper	Buffalo Sabres	1981	10	206
Steve Guolla	Ottawa Senators	1994	#	3	Ken Leiter	New York Islanders	1980	5	101
Dean Sylvester	San Jose Sharks	1993	#	2	Mark Hamway	New York Islanders	1980	7	143
Mike Buzak	St. Louis Blues	1993	7	167	Jeff Brubaker	Boston Bruins	1978	6	102
Rem Murray	Los Angeles Kings	1992	6	135	Paul Kladinski	Philadelphia Flyers	1976	6	107
Anson Carter	Quebec Nordiques	1992	10	220	Jeff Barr	Minnesota North Stars	1976	7	110
Brian Clifford	Pittsburgh Penguins	1991	6	126	Gary Carr	Boston Bruins	1975	7	122
Kelly Harper	Calgary Flames	1991	7	151	Steve Colp	Chicago Blackhawks	1974	9	158
Michael Burkett	Minnesota North Stars	1991	8	174	Jack Johnson	Chicago Blackhawks	1973	9	140
Steve Norton	Boston Bruins	1991	10	216	Norm Barnes	Philadelphia Flyers	1973	9	122
Bart Turner	Detroit Red Wings	1991	11	230	Bob Boyd	Detroit Red Wings	1971	8	100
Scott Dean	Chicago Blackhawks	1991	12	264					
Michael Stewart	New York Rangers	1990	1	13					

Supplemental Draft



SPARTANS IN THE NHL

MOST NHL GAMES

Regular season only

Player	Games
Rod Brind'Amour	1484
Duncan Keith	1138
Bryan Smolinski	1056
Kelly Miller	1048
Shawn Horcoff	1008
John-Michael Liles	836
Joe Murphy	779
Justin Abdelkader	739
Jason Woolley	718
Adam Hall	682
Jeff Petry	680
Anson Carter	674
Craig Simpson	634
Mike Weaver	633
Kevin Miller	620
Jim Slater	584
Mike York	579
Brian Glennie	572
Drew Miller	571
Rem Murray	560
Torey Krug	523
Jim Cummins	511

MOST NHL GOALS

Regular season only

Player	Goals
Rod Brind'Amour	452
Bryan Smolinski	274
Craig Simpson	247
Joe Murphy	233
Anson Carter	202
Shawn Horcoff	186
Kelly Miller	181
Kevin Miller	150
Mike York	127
David Booth	124
Mike Donnelly	114
Justin Abdelkader	106

MOST NHL ASSISTS

Regular season only

Player	Assists
Rod Brind'Amour	732
Duncan Keith	509
Bryan Smolinski	377
Shawn Horcoff	325
Joe Murphy	295
John-Michael Liles	283
Kelly Miller	282
Torey Krug	270
Craig Simpson	250
Jason Woolley	246
Anson Carter	219
Mike York	195
Kevin Miller	185

MOST NHL POINTS

Regular season only

Player	Points
Rod Brind'Amour	1184
Bryan Smolinski	651
Duncan Keith	610
Joe Murphy	528
Shawn Horcoff	511
Craig Simpson	497
Kelly Miller	463
Anson Carter	421
John-Michael Liles	370
Torey Krug	337
Kevin Miller	335
Mike York	322
Jason Woolley	314
Jeff Petry	253
Justin Abdelkader	252
Kip Miller	239
David Booth	236
Mike Donnelly	235
Rem Murray	215

MOST NHL GAMES
(GOALIES)*Regular season only*

Player	Games
Ryan Miller	780
Bob Essensa	446
Jason Muzzatti	62
Ron Scott	28
Bob Johnson	24

MOST NHL WINS
(GOALIES)*Regular season only*

Player	Wins
Ryan Miller	387
Bob Essensa	173

STANLEY CUP
CHAMPIONS

Year	Player	Team
1988	Craig Simpson	Edmonton
1989	Harley Hotchkiss (owner)	Calgary
1990	Craig Simpson	Edmonton
1990	Joe Murphy	Edmonton
1995	Danton Cole	New Jersey
2006	Rod Brind'Amour	Carolina
2006	Andrew Hutchinson	Carolina
2007	Drew Miller	Anaheim
2007	Newell Brown (coach)	Anaheim
2008	Justin Abdelkader	Detroit
2010	Duncan Keith	Chicago
2011	Bob Essensa (coach)	Boston
2013	Duncan Keith	Chicago
2015	Duncan Keith	Chicago
2019	Mackenzie MacEachern	St. Louis

NHL AWARD
WINNERS

Year	Player, Team	Award
2006	Rod Brind'Amour, Carolina	Selke
2007	Rod Brind'Amour, Carolina	Selke
2010	Ryan Miller, Buffalo	Vezina
2010	Duncan Keith, Chicago	Norris
2014	Duncan Keith, Chicago	Norris
2015	Duncan Keith, Chicago	Conn Smythe

NHL ALL-STARS

Year	Player	Team
1992	Rod Brind'Amour	Philadelphia
2002	Mike York	Edmonton
2007	Ryan Miller	Buffalo
2008	Shawn Horcoff	Edmonton
2008	Duncan Keith	Chicago
2011	Duncan Keith	Chicago
2015	Duncan Keith	Chicago
2017	Duncan Keith	Chicago



SPARTANS IN THE NHL

A total of 76 former MSU hockey players have played in the National Hockey League



Rod Brind'Amour

Name	Team(s)	Years
Justin Abdelkader	Detroit Red Wings	2008-20
Bryan Adams	Atlanta Thrashers	1999-01
Mason Appleton	Winnipeg Jets	2018-20
Norm Barnes	Philadelphia Flyers	1976-77 1978-81
	Hartford Whalers	1980-1882
David Booth	Florida Panthers	2006-11
	Vancouver Canucks	2011-14
	Toronto Maple Leafs	2014-15
	Detroit Red Wings	2017-18
Rod Brind'Amour	St. Louis Blues	1988-91
	Philadelphia Flyers	1991-00
	Carolina Hurricanes	2000-10
Jeff Brubaker	Hartford Whalers	1979-81
	Montreal Canadiens	1981-82
	Calgary Flames	1983-84
	Toronto Maple Leafs	1984-85
	Edmonton Oilers	1985-86
	New York Rangers	1987-88
	Detroit Red Wings	1988-89
Anson Carter	Washington Capitals	1996-97 2003-04
	Boston Bruins	1997-00
	Edmonton Oilers	2000-02
	New York Rangers	2002-03

Los Angeles Kings	2003-04
Vancouver Canucks	2005-06
Carolina Hurricanes	2006-07
Columbus Blue Jackets	2006-07

Jake Chelios	Detroit Red Wings	2018-19
--------------	-------------------	---------

Danton Cole	Winnipeg Jets	1989-92
	Tampa Bay Lightning	1992-95
	New Jersey Devils	1994-95
	Chicago Blackhawks	1995-96
	New York Islanders	1995-96

Jim Cummins	Detroit Red Wings	1991-93
	Philadelphia Flyers	1993-94
	Tampa Bay Lightning	1994-95
	Chicago Blackhawks	1995-98
	Phoenix Coyotes	1998-99
	Montreal Canadiens	1999-00
	Anaheim Mighty Ducks	2000-01
	New York Islanders	2001-02
	Colorado Avalanche	2003-04

Jim Cunningham	Philadelphia Flyers	1977-78
----------------	---------------------	---------

Nelson DeBenedet	Detroit Red Wings	1973-74
	Pittsburgh Penguins	1974-75

Mike Donnelly	New York Rangers	1986-87
	Buffalo Sabres	1987-90
	Los Angeles Kings	1990-95
	Dallas Stars	1995-96
	New York Islanders	1996-97



Anson Carter



SPARTANS IN THE NHL



Torey Krug

Bob Essensa	Winnipeg Jets	1988-93
	Detroit Red Wings	1993-94
	Edmonton Oilers	1996-99
	Phoenix Coyotes	1999-00
	Vancouver Canucks	2000-01
	Buffalo Sabres	2001-02
Brad Fast	Carolina Hurricanes	2003-04
Norm Foster	Boston Bruins	1990-91
	Edmonton Oilers	1991-92
Don Gibson	Vancouver Canucks	1990-91
Brian Glennie	Toronto Maple Leafs	1969-78
	Los Angeles Kings	1978-79
Derek Grant	Ottawa Senators	2012-14
	Calgary Flames	2015-16
	Buffalo Sabres	2016-17
	Nashville Predators	2016-17
	Anaheim Ducks	2017-18
		2018-20
	Pittsburgh Penguins	2018-19
	Philadelphia Flyers	2020
Steve Guolla	San Jose Sharks	1996-99
	Tampa Bay Lightning	1999-00
	Atlanta Thrashers	2000-01
	New Jersey Devils	2002-03
Adam Hall	Nashville Predators	2001-06
	New York Rangers	2006-07
	Minnesota Wild	2006-07
	Pittsburgh Penguins	2007-08
	Tampa Bay Lightning	2008-09
		2010-13
	Carolina Hurricanes	2013
	Philadelphia Flyers	2013-14
Mark Hamway	New York Islanders	1984-87
Jeff Harding	Philadelphia Flyers	1988-90
Shawn Heaphy	Calgary Flames	1992-93

Taro Hirose	Detroit Red Wings	2018-20
Shawn Horcoff	Edmonton Oilers	2000-13
	Dallas Stars	2013-15
	Anaheim Ducks	2015-16
Andrew Hutchinson	Nashville Predators	2003-04
	Carolina Hurricanes	2005-07
	Tampa Bay Lightning	2008-09
	Dallas Stars	2008-09
	Pittsburgh Penguins	2010-11
Josh Jacobs	New Jersey Devils	2018-19
Bob Johnson	St. Louis Blues	1972-73
	Pittsburgh Penguins	1974-75
Duncan Keith	Chicago Blackhawks	2005-20



Derek Grant

Tim Kennedy	Buffalo Sabres	2008-10
	Florida Panthers	2010-12
	San Jose Sharks	2012-13
	Phoenix Coyotes	2013-14
Dale Krentz	Detroit Red Wings	1986-89
Torey Krug	Boston Bruins	2011-19
Ken Leiter	New York Islanders	1984-88
	Minnesota North Stars	1989-90
Bryan Lerg	San Jose Sharks	2014-16
John-Michael Liles	Colorado Avalanche	2003-11
	Toronto Maple Leafs	2011-14
	Carolina Hurricanes	2013-15
	Boston Bruins	2015-17



SPARTANS IN THE NHL

Chris Luongo	Detroit Red Wings	1990-91
	Ottawa Senators	1992-93
	New York Islanders	1993-96
Mackenzie MacEachern	St. Louis Blues	2018-20
Dan McFall	Winnipeg Jets	1984-86
Brian McReynolds	Winnipeg Jets	1989-90
	New York Rangers	1990-91
	Los Angeles Kings	1993-94
Don McSween	Buffalo Sabres	1987-88, 89-90
	Anaheim Mighty Ducks	1993-96
Joby Messier	New York Rangers	1992-95
Mitch Messier	Minnesota North Stars	1987-91
Drew Miller	Anaheim Ducks	2006-08
	Tampa Bay Lightning	2009-10
	Detroit Red Wings	2010-17
Kelly Miller	New York Rangers	1984-86
	Washington Capitals	1986-99
Kevin Miller	New York Rangers	1988-90
	Detroit Red Wings	1991-92
		2003-04
	Washington Capitals	1992-93
	St. Louis Blues	1993-95
	San Jose Sharks	1995-96
	Pittsburgh Penguins	1995-96
	Chicago Blackhawks	1996-98
Kip Miller	New York Islanders	1998-99
	Ottawa Senators	1999-00
	Quebec Nordiques	1990-91
	Minnesota North Stars	1991-92
	San Jose Sharks	1993-94
	New York Islanders	1994-95
		1997-98, 2001-02
	Chicago Blackhawks	1995-96



Kevin Miller



Danton Cole

Pittsburgh Penguins	1998-99	
	Anaheim Mighty Ducks	1999-00
	Washington Capitals	2002-04
Ryan Miller	Buffalo Sabres	2002-14
	St. Louis Blues	2013-14
	Vancouver Canucks	2014-17
	Anaheim Ducks	2017-20
Chris Mueller	Nashville Predators	2010-13
	Dallas Stars	2013-14
	New York Rangers	2014-15
Joe Murphy	Detroit Red Wings	1986-89
	Edmonton Oilers	1989-92
	Chicago Blackhawks	1992-96
	St. Louis Blues	1996-98
	San Jose Sharks	1998-99
	Boston Bruins	1999-00
	Washington Capitals	1999-01
Pat Murray	Philadelphia Flyers	1990-92
Rem Murray	Edmonton Oilers	1996-02
	New York Rangers	2002-03
	Nashville Predators	2003-04
	Edmonton Oilers	2005-06
Jason Muzzatti	Calgary Flames	1993-95
	Hartford Whalers	1995-97
	San Jose Sharks	1997-98
	New York Rangers	1997-98
Dwayne Norris	Quebec Nordiques	1993-95
	Anaheim Mighty Ducks	1995-96
Jeff Parker	Buffalo Sabres	1986-90
	Hartford Whalers	1990-91
Jeff Petry	Edmonton Oilers	2010-15
	Montreal Canadiens	2014-20



SPARTANS IN THE NHL

Lyle Phair	Los Angeles Kings	1985-88	Mike Weaver	Atlanta Thrashers	2001-04
Corey Potter	New York Rangers	2008-10		Los Angeles Kings	2005-07
	Pittsburgh Penguins	2010-11		St. Louis Blues	2008-10
	Edmonton Oilers	2011-13		Florida Panthers	2010-14
	Boston Bruins	2013-14		Montreal Canadiens	2013-15
	Calgary Flames	2014-15	Peter White	Edmonton Oilers	1993-96
	Nashville Predators	2015-16		Philadelphia Flyers	1998-01, 03-04
				Chicago Blackhawks	2001-03
Bobby Reynolds	Toronto Maple Leafs	1989-90	Neil Wilkinson	Minnesota North Stars	1989-91
Doug Roberts	Detroit Red Wings	1965-68		San Jose Sharks	1991-93
		1973-75		Chicago Blackhawks	1993-94
	Boston Bruins	1971-73		Winnipeg Jets	1994-95
				Pittsburgh Penguins	1995-99
Ron Scott	New York Rangers	1983-88	Jason Woolley	Washington Capitals	1991-94
	Los Angeles Kings	1989-90		Florida Panthers	1994-97
Craig Simpson	Pittsburgh Penguins	1985-87		Buffalo Sabres	1997-02
	Edmonton Oilers	1987-93		Detroit Red Wings	2002-06
	Buffalo Sabres	1993-95	Mike York	New York Rangers	1999-02
Jim Slater	Atlanta Thrashers	2005-11		Edmonton Oilers	2002-04
	Winnipeg Jets	2011-15		New York Islanders	2005-06
Brian Smolinski	Boston Bruins	1992-95		Philadelphia Flyers	2006-07
	Pittsburgh Penguins	1995-96		Phoenix Coyotes	2007-08
	New York Islanders	1996-99		Columbus Blue Jackets	2008-09
	Los Angeles Kings	1999-03			
	Ottawa Senators	2003-06			
	Vancouver Canucks	2006-07			
	Montreal Canadiens	2007-08			
Dean Sylvester	Buffalo Sabres	1998-99			
	Atlanta Thrashers	1999-01			
Tom Tilley	St. Louis Blues	1988-91			
		1993-94			
Corey Tropp	Buffalo Sabres	2011-13			
	Columbus Blue Jackets	2013-15			
	Anaheim Ducks	2016-17			
Tony Tuzzolino	Anaheim Mighty Ducks	1997-98			
	New York Rangers	2000-01			
	Boston Bruins	2001-02			
Doug Volmar	Detroit Red Wings	1970-72			
	Los Angeles Kings	1972-73			
Jim Watt	St. Louis Blues	1973-74			
Mike Watt	Edmonton Oilers	1997-98			
	New York Islanders	1998-00			
	Nashville Predators	2000-01			
	Carolina Hurricanes	2002-03			



Mike Weaver



SPARTANS IN THE PROS 2019-20

A total of nine former Spartan hockey players played in the National Hockey League in 2019-20. Here's a look at where the Spartans played last season across the globe.

NATIONAL HOCKEY LEAGUE

Anaheim Ducks	Derek Grant
	Ryan Miller
Boston Bruins	Torey Krug
Chicago Blackhawks	Duncan Keith
Detroit Red Wings	Justin Abdelkader
	Taro Hirose
Montreal Canadiens	Jeff Petry
Philadelphia Flyers	Derek Grant
St. Louis Blues	Mackenzie MacEachern
Winnipeg Jets	Mason Appleton

AMERICAN HOCKEY LEAGUE (AHL)

Binghamton Devils	Josh Jacobs
Grand Rapids Griffins	Taro Hirose
Hartford Wolf Pack	Patrick Khodorenko
Laval Rocket	Joe Cox
Manitoba Moose	Mason Appleton
San Diego Gulls	Chris Mueller
	Corey Tropp
Stockton Heat	Zach Osburn
Texas Stars	Jerad Rosburg
Utica Comets	Mitch Eliot
	Tanner Sorenson

EAST COAST HOCKEY LEAGUE (ECHL)

Greenville Swamp Rabbits	Thomas Ebbing
Kalamazoo Wings	Matt Berry
	Jake Hildebrand
	Mitch Eliot
	Brennan Sanford
	Tanner Sorenson
Kansas City Mavericks	Zach Osburn
Reading Royals	Thomas Ebbing

UNITED KINGDOM (BRITISH ELITE)

Fife Flyers	Tim Crowder
Nottingham Panthers	Brett Perlini

GERMANY (DEL)

Ingolstadt ERC	Wojciech Stachowiak
----------------------	---------------------

CZECH REPUBLIC (CZECH EXTRALIGA)

HC Dynamo Pardubice	Rhett Holland
---------------------------	---------------

RUSSIA (KHL)

Kunlun Red Star	David Booth
	Jake Chelius

SWEDEN (HOCKEY ALLSVENSKAN)

Mora IK	Dustin Gazley
Almtuna IS	William Haag

SWITZERLAND (SWISS-A/NATIONAL LEAGUE)

Rapperswil-Jona Lakers	Andrew Rowe
	Daniel Vukovic

DENMARK (METAL LIGAEN)




Esbjerg Energy	Travis Walsh
----------------------	--------------



2020-21 SPARTAN HOCKEY TV/RADIO ROSTER



2019-20 SPARTANS

1 • Drew DeRidder
Jr. • G2 • Aiden Gallacher
Fr. • D4 • Nash Nienhuis
Fr. • D5 • Powell Connor
Fr. • D6 • Cal Dybiz
Fr. • D7 • Charlie Combs
Gr. • F8 • Cole Krygier
Jr. • D9 • Mitchell Lewandowski
Sr. • F10 • A.J. Hodges
Fr. • F11 • Tommy Apap
Sr. • F12 • Tommy Miller
Sr. • D13 • Kristof Papp
Fr. • F14 • Adam Goodsir
Jr. • F15 • Christian Krygier
Jr. • D16 • Brody Stevens
Sr. • F17 • Kyle Haskins
Fr. • F19 • Nicolas Müller
So. • F20 • Josh Nodler
So. • F21 • Jake Smith
Sr. • F22 • Dennis Cesana
Jr. • D23 • Jagger Joshua
So. • F24 • Austin Kamer
Sr. • F27 • Mitchell Mattson
Jr. • F28 • Gianluca Esteves
Sr. • F29 • Pierce Charleson
Fr. • G30 • Jon Mor
Fr. • GDanton Cole
Head CoachChris Luongo
Assistant CoachJoe Exter
Assistant CoachDan Sturges
Director of Hockey Ops.



SPARTANS™