

MICHIGAN STATE

BASKETBALL



TM

GAME

WISCONSIN

25

Tuesday, Feb. 12, 2019
7 p.m. ET
Madison, Wis. – Kohl Center

TELEVISION

ESPN2 – Dave Flemming (play-by-play); Dan Dakich (color analyst); Molly McGrath (sideline)

RADIO

Spartan Sports Network – Will Tieman (play-by-play) and Matt Steigenga (color analyst), with Dalton Shetler (host). Listen to one of 38 affiliates, on the web at SpartanSportsNetwork.com or on Sirius 99, XM 195 and Internet 957.

2018-19 SCHEDULE

October

Tues. 30 NORTHERN MICHIGAN (exh.) (BTN Plus) W, 93-47

November

Tues. 6 vs. No. 1 Kansas (Champions Classic) (ESPN) L, 92-87

Sun. 11 FLORIDA GULF COAST (BTN) W, 106-82

Las Vegas Invitational

Wed. 14 LOUISIANA MONROE (BTN Plus) W, 80-59

Sun. 18 TENNESSEE TECH (BTN) W, 101-33

Thur. 22 vs. No. 17 UCLA (FS1) W, 87-67

Fri. 23 vs. Texas (FOX) W, 78-68

Big Ten/ACC Challenge

Tues. 27 at Louisville (ESPN) L, 82-78 (ot)

Fri. 30 at Rutgers * (BTN) W, 78-67

December

Mon. 3 No. 18 IOWA * (FS1) W, 90-68

Sat. 8 at Florida (CBS) W, 63-59

Sun. 16 GREEN BAY (BTN) W, 104-83

Fri. 21 OAKLAND (BTN) W, 99-69

Sat. 29 NORTHERN ILLINOIS (BTN) W, 88-60

January

Wed. 2 NORTHWESTERN * (BTN) W, 81-55

Sat. 5 at No. 14 Ohio State * (FOX) W, 86-77

Tue. 8 PURDUE * (ESPN/ESPN2) W, 77-59

Sun. 13 at Penn State * (CBS) W, 71-56

Thur. 17 at Nebraska * (FS1) W, 70-64

Mon. 21 No. 13 MARYLAND * (FS1) W, 69-55

Thur. 24 at No. 19 Iowa * (FS1) W, 82-67

Sun. 27 at Purdue * (CBS) L, 73-63

February

Sat. 2 INDIANA * (ESPN) L, 79-75 (ot)

Tues. 5 at Illinois * (ESPN2) L, 79-74

Sat. 9 MINNESOTA * (ESPN2) W, 79-55

Tues. 12 at No. 20 Wisconsin * (ESPN2) 7 p.m.

Sun. 17 OHIO STATE * (CBS) 1 p.m.

Wed. 20 RUTGERS * (BTN) 6:30 p.m.

Sun. 24 at Michigan * (CBS) 3:45 p.m.

March

Sat. 2 at Indiana * (FOX) 12 p.m.

Tue. 5 NEBRASKA * (ESPN/ESPN2) 7 p.m.

Sat. 9 MICHIGAN * (ESPN/ESPN2) 4/6/8 p.m.

Wed.-Sun. 13-17 Big Ten Tournament (Chicago, Ill.)

Tues.-Wed. 19-20 NCAA Tournament - First Four

Thur.-Sun. 21-24 NCAA Tournament - First & Second Rounds

Thur.-Sun. 28-31 NCAA Tournament - Regionals

April

Sat. 6 NCAA Final Four (Minneapolis, Minn.)

Mon. 8 NCAA National Championship (Minneapolis, Minn.)

BOLD CAPS – Home (Played at Breslin Center) – Big Ten Game*



GAME 25

NO. 11/12 MICHIGAN STATE SPARTANS

AT

NO. 20/23 WISCONSIN BADGERS

February 12, 2019 – 7 p.m. ET (ESPN2)

Madison, Wis. – Kohl Center (17,287)

THE MATCHUP

| | Michigan State | Wisconsin |
|------------------------|------------------------|-------------------|
| 2018-19 Record | 19-5, 10-3 | 17-7, 9-4 |
| Coach | Tom Izzo | Greg Gard |
| Career Record (Season) | 593-230 (24th) | 74-43 (4th) |
| Top Scorer | Cassius Winston (18.6) | Ethan Happ (18.3) |
| Top Rebounder | Kenny Goins (8.9) | Ethan Happ (10.5) |
| Top Assists | Cassius Winston (7.4) | Ethan Happ (4.9) |

THE OPENING TIP

No. 11/12 Michigan State travels to play at No. 20/23 Wisconsin on Tuesday, Feb. 12 ... The Spartans are coming off a 79-55 win over Minnesota at home on Saturday ... Michigan State ranks No. 7 in the country in field goal percentage (49.5%) and No. 3 in field goal defense (36.7%) ... The game on Tuesday will be Michigan State's sixth road game in the last nine games.

MICHIGAN STATE POSSIBLE STARTING LINEUP

| | | |
|--|---|---|
| | 5 CASSIUS WINSTON Jr. // 6-1 // 185 | No. 5 nationally in assists ... 23 games in double figures, 11 games with 20+ points (9 of last 13) ... Averaging 21.5 ppg last 12 games ... B1G Player of the Week (1/21, 11/26, 12/31) ... Only player in the country averaging at least 18.0 ppg, 7.0 apg, shooting 44% 3FG. |
| | 20 MATT MCQUAID Sr. // 6-5 // 200 | Co-captain ... 125 games played is most on team ... 10 games in double figures this season ... Season-high 18 points vs. Minnesota ... Ranks tied for 9th in Big Ten in 3-point field goal percentage (43.2%) ... Last five games, averaging 9.8 ppg, 3.8 rpg, 3.2 apg. |
| | 11 AARON HENRY Fr. // 6-6 // 210 | Made first career start at Penn State in place of Kyle Ahrens (back) ... Tied career-high with nine points at Nebraska ... Scored a career-high 12 points, including 10 in second half, against Maryland ... Averaging 6.7 points, 3.2 rebounds and 25.7 minutes in six starts. |
| | 44 NICK WARD Jr. // 6-9 // 245 | Nine games this season with at least 20 points, 19 games in double figures ... Ranks No. 20 in the country in field goal percentage ... One of eight players nationally averaging at least 15.0 ppg, 6.0 rpg & shooting at least 61.0 percent from the floor. |
| | 25 KENNY GOINS R-Sr. // 6-7 // 230 | Eight blocks vs. Indiana tied single-game school record ... Has played in 116 career games (second-most on team) ... Three double-doubles ... Ten games this season with 10+ rebounds ... Ranks No. 45 in the country in rebounds per game. |

SPARTAN RESERVES

| No. | Name | Pos. | Ht. | Wt. | Class | PPG | RPG | APG | MPG |
|-----|--------------------|------|------|-----|-------|------|-----|-----|------|
| 0 | Kyle Ahrens | G/F | 6-6 | 210 | R-Jr. | 5.8 | 2.8 | 1.4 | 19.9 |
| 1 | Joshua Langford | G | 6-5 | 210 | Jr. | 15.0 | 3.6 | 2.3 | 28.6 |
| 3 | Foster Loyer | G | 6-0 | 170 | Fr. | 1.7 | 0.5 | 1.0 | 6.0 |
| 10 | Jack Hoiberg | G | 5-10 | 175 | R-Fr. | 0.5 | 0.2 | 0.2 | 1.5 |
| 13 | Gabe Brown | F | 6-7 | 210 | Fr. | 2.5 | 1.0 | 0.2 | 7.4 |
| 14 | Brock Washington | G | 6-3 | 185 | R-Fr. | 0.0 | 0.3 | 0.0 | 1.0 |
| 15 | Thomas Kithier | F | 6-8 | 225 | Fr. | 1.4 | 1.4 | 0.3 | 4.4 |
| 23 | Xavier Tillman | F | 6-8 | 245 | So. | 8.6 | 6.9 | 1.9 | 21.6 |
| 30 | Marcus Bingham Jr. | F | 6-11 | 215 | Fr. | 1.2 | 1.5 | 0.4 | 4.4 |
| 40 | Braden Burke | F | 6-11 | 235 | R-So. | 0.6 | 0.4 | 0.0 | 1.5 |
| 41 | Conner George | G | 6-3 | 200 | R-Jr. | 0.6 | 0.4 | 0.1 | 1.4 |





2018-19 MICHIGAN STATE NUMERICAL ROSTER

| No. | Name | Pos. | Ht. | Wt. | Yr. | Hometown/High School |
|-----|--------------------|------|------|-----|-------|---|
| 0 | Kyle Ahrens | G/F | 6-5 | 215 | R-Jr. | Versailles, Ohio/Versailles |
| 1 | Joshua Langford | G | 6-5 | 210 | Jr. | Huntsville, Ala./Madison Academy |
| 3 | Foster Loyer | G | 6-0 | 170 | Fr. | Clarkston, Mich./Clarkston |
| 5 | Cassius Winston | G | 6-0 | 185 | Jr. | Detroit, Mich./Univ. of Detroit Jesuit |
| 10 | Jack Hoiberg | G | 5-10 | 175 | R-Fr. | Burr Ridge, Ill./Hinsdale Central |
| 11 | Aaron Henry | F | 6-6 | 218 | Fr. | Indianapolis, Ind./Ben Davis |
| 13 | Gabe Brown | F | 6-7 | 205 | Fr. | Belleville, Mich./Belleville |
| 14 | Brock Washington | G | 6-3 | 185 | R-Fr. | Southfield, Mich./Southfield Christian |
| 15 | Thomas Kithier | F | 6-8 | 225 | Fr. | Clarkston, Mich./Clarkston |
| 20 | Matt McQuaid | G | 6-4 | 200 | Sr. | Duncanville, Texas/Duncanville |
| 23 | Xavier Tillman | F | 6-8 | 260 | So. | Grand Rapids, Mich./Grand Rapids Christian |
| 25 | Kenny Goins | F | 6-6 | 230 | R-Sr. | Troy, Mich./Warren Mott |
| 30 | Marcus Bingham Jr. | F | 6-10 | 210 | Fr. | Grand Rapids, Mich./GR Catholic Central |
| 40 | Braden Burke | F | 6-11 | 235 | Jr. | Stevensville, Mich./Lakeshore (Robert Morris) |
| 41 | Conner George | G | 6-3 | 200 | R-Jr. | Okemos, Mich./Okemos |
| 44 | Nick Ward | F | 6-8 | 250 | Jr. | Gahanna, Ohio/Lincoln |

Head Coach: Tom Izzo (24th season - 593-230 career record)

Associate Head Coach: Dwayne Stephens (16th season)

Associate Head Coach: Dane Fife (8th season)

Assistant Coach: Mike Garland (19th season)

Director of Basketball Operations: David Thomas

Video Coordinator: Drew Denisco

Assistant Video Coordinator: Doug Herner

Athletic Trainer: Nick Richey

Equipment Manager: Dave Pruder

Strength and Conditioning Coach: Marshall Repp

PRONUNCIATION GUIDE

| | |
|-----------------|-------------------|
| Kyle Ahrens | Arns |
| Kenny Goins | Rhymes with coins |
| Jack Hoiberg | Hoy-berg |
| Thomas Kithier | Kith-E-er |
| Cassius Winston | Cash-ess |

THE STARTING FIVE

1. Series History

The game on Tuesday will be the 145th meeting all-time between MSU and Wisconsin ... Michigan State leads the all-time series with Wisconsin, 80-64, including three wins last year ... The Badgers have a 46-25 advantage in games played in Madison ... The home team has won 20 of the last 23 games played on a college campus, with the lone exceptions being MSU's wins in Madison in 2012, 2013 and 2018 ... Tom Izzo is 29-20 in his career against Wisconsin.

2. Last Meeting

Matt McQuaid hit a 3-pointer with 1:29 left to give Michigan State a five-point lead and the Spartans held on for a 63-60 win over No. 9 seed Wisconsin in the quarterfinals of the Big Ten Tournament at Madison Square Garden in New York City on March 2 ... Miles Bridges scored 20 points and grabbed nine rebounds to lead the Spartans, while Cassius Winston added 17 points, five rebounds and five assists.

3. Helping Hands

Michigan State handed out 27 assists on 31 made field goals in Saturday's 79-55 win over Minnesota at the Breslin Center, an 87.1 assist percentage, the highest all season ... The Spartans lead the nation in assists, averaging 20.2 per game ... MSU also ranks No. 1 in the country in assist percentage, per Kenpom.com, averaging 69.3 percent (485-of-700) ... Michigan State led the nation in assist percentage in 2018 (67.6 percent) and 2016 (71.3 percent) and has been among the top-10 nationally in each of the last five years.

4. Cashing In

Junior guard Cassius Winston is among the best guards in the country, averaging 18.6 points per game (fourth in the Big Ten) and 7.4 assists, which ranks No. 5 in the country ... Since 1992-93, there are just 18 Division I players who have averaged at least 18.0 points and 7.0 assists, including three this year (Winston, Murray State's Ja Morant and Colbey Ross of Pepperdine) ... In that group of 18, which includes Spartan alum Denzel Valentine during the 2015-16 season, Winston is one of just six from a Power Six conference ... Winston is the only player in the country this year averaging at least 18.0 points, 7.0 assists and shooting at least 44.0 percent from 3-point land.

5. About the Spartans

Michigan State enters Tuesday's game with a 19-5 overall record and a 10-3 mark in the Big Ten ... The Spartans broke a three-game losing streak with a 79-55 win over Minnesota on Saturday at home ... Through 24 games, junior guard Cassius Winston leads the team with 18.6 points per game and 7.4 assists per game ... Winston is fourth in the Big Ten in scoring and is No. 5 in the country in assists per game ... Junior forward Nick Ward is second on the team with 15.5 points and third on the team with 6.7 rebounds ... He is ninth in the Big Ten in scoring, 16th in rebounding and ranks fourth in the league, and is No. 20 nationally in field goal percentage, connecting on 61.2 percent of his shots ... Senior guard Matt McQuaid is averaging 8.7 points, 3.0 rebounds and 2.4 assists ... Sophomore forward Xavier Tillman is scoring 8.6 points per game, is second on the team with 6.9 rebounds and is third in the Big Ten in field goal percentage (63.4 percent) ... Redshirt senior Kenny Goins is sixth on the team in scoring with 7.0 points and leads the team with 8.9 rebounds per game, which ranks No. 45 nationally ... Redshirt junior Kyle Ahrens is averaging 5.8 points and 2.8 rebounds (7.5 ppg, 3.6 rpg in eight starts) and freshman Aaron Henry is averaging 4.8 points and 2.9 rebounds ... MSU ranks No. 26 in the country in scoring offense (81.9 ppg), No. 7 in field goal percentage (49.5%) and No. 3 in field goal percentage defense (37.1%).



AT A GLANCE

2018-19 RECORD

19-5

2018-19 BIG TEN RECORD

10-3

ASSOCIATED PRESS

11

USA TODAY COACHES

12

LAST GAME

W, 79-55, Minnesota

HEAD COACH (YR.)

Tom Izzo (24th)

ASSOC. HEAD COACHES

Dwayne Stephens
Dane Fife

ASSISTANT COACH

Mike Garland

BY THE NUMBERS

| | |
|----------------|-------|
| PPG | 81.9 |
| SCORING MARGIN | +14.9 |
| FG% | 49.5 |
| 3-PT FG% | 38.5 |
| FT% | 72.7 |
| APG | 20.2 |
| A/TO | 1.5 |
| REB. MARGIN | +9.2 |
| TO MARGIN | -2.7 |
| SPG | 5.6 |
| BPG | 5.7 |



0

Kyle Ahrens

R-Jr. // 6-6 // 210

Strong, tough wing player ... Explosive athlete with high basketball IQ ... Very good outside shooter ... Good offensive rebounder ... Coming off an excellent, healthy summer after missing the 2017-18 season with a foot injury ... Scored at least four points in 15 games, grabbed at least two rebounds 17 times.

| PPG | RPG | APG | FG% | MPG |
|-----|-----|-----|------|------|
| 5.8 | 2.8 | 1.4 | 47.9 | 19.9 |



1

Joshua Langford

Jr. // 6-5 // 210

Co-Captain ... Athletic wing who plays in full attack mode ... Solid mid-range game ... 12 games with 10+ points, seven games with 4+ rebounds and eight with 2+ assists ... Sideline with a foot injury and missed eight games before season-ending surgery was announced on Jan. 30.

| PPG | RPG | APG | FG% | MPG |
|------|-----|-----|------|------|
| 15.0 | 3.6 | 2.3 | 44.3 | 28.6 |



3

Foster Loyer

Fr. // 6-0 // 170

Tremendous feel for the game ... Gifted shooter ... Will need to learn to defend bigger guards ... A four-time All-American and four-time Academic All-American ... Recipient of the Michigan Hal Schram Mr. Basketball Award as a senior ... Father, John, is director of scouting for the Los Angeles Clippers.

| PPG | RPG | APG | FG% | MPG |
|-----|-----|-----|------|-----|
| 1.7 | 0.5 | 1.0 | 41.9 | 6.0 |



5

Cassius Winston

Jr. // 6-1 // 185

Great passing ability and exceptional vision combined with very good ball skills ... Talented point guard who can put points on the board in bunches, but looks to get his teammates involved first ... 10 20-plus point games ... 20 games with at least six assists ... 9 of last 13 games has scored 20+ (20.7 ppg)

| PPG | RPG | APG | FG% | MPG |
|------|-----|-----|------|------|
| 18.6 | 2.8 | 7.4 | 47.7 | 32.5 |



10

Jack Hoiberg

R-Fr. // 5-11 // 175

Turned down Division I golf scholarship offers after being a part of back-to-back state championship golf teams ... Son of Fred and Carol Hoiberg ... Father, Fred, played 10 NBA seasons and is the former head coach of the Chicago Bulls ... Scored first career points with free throws against Tennessee Tech.

| PPG | RPG | APG | FT% | MPG |
|-----|-----|-----|-----|-----|
| 0.5 | 0.2 | 0.2 | 100 | 1.5 |



11

Aaron Henry

Fr. // 6-6 // 210

A versatile player who is a strong finisher, can pull up and shoot from long distance ... Plays with toughness and uses his athleticism on both ends, showing the ability to guard opposing wings and play in the post ... A physically strong freshman ... A solid catch and shoot player.

| PPG | RPG | APG | FG% | MPG |
|-----|-----|-----|------|------|
| 4.8 | 2.9 | 1.4 | 51.6 | 18.3 |



13

Gabe Brown

Fr. // 6-7 // 210

Athletic wing who can score in a variety of ways ... Gym rat with a high basketball IQ ... Very good outside shooter ... Tremendous passion for the game ... Grew six inches between his freshman and junior years in high school.

| PPG | RPG | APG | 3FG% | MPG |
|-----|-----|-----|------|-----|
| 2.5 | 1.0 | 0.2 | 37.9 | 7.4 |




14

Brock Washington

R-Fr. // 6-4 // 185

Joined the Spartans as a walk-on prior to the 2017-18 season ... Excellent shooter with a good understanding of the game ... His brother, Bryce, is a freshman basketball player at Penn.

| PPG | RPG | APG | A/TO | MPG |
|-----|-----|-----|------|-----|
| 0.0 | 0.3 | 0.0 | 0.0 | 1.0 |




15

Thomas Kithier

Fr. // 6-8 // 225

Smart, hard-working player with a high basketball IQ ... A solid defender ... Runs the floor well and can be effective in the post.

| PPG | RPG | APG | FG% | MPG |
|-----|-----|-----|------|-----|
| 1.4 | 1.4 | 0.3 | 75.0 | 4.4 |



20

Matt McQuaid

So. // 6-5 // 200

Co-Captain ... Long, lean true shooting guard with high basketball IQ ... Possesses a quick trigger with NBA-plus range ... Dedicated gym rat who is constantly working on his game ... One of the team's best defenders ... In BigTen play, ranks tied for third in 3-pointers per game (2.3/game).

| PPG | RPG | APG | 3PG% | MPG |
|-----|-----|-----|------|------|
| 8.7 | 3.0 | 2.4 | 43.2 | 28.9 |



23

Xavier Tillman

So. // 6-8 // 245

Strong post player with great hands ... Excellent passer out of the post ... High basketball IQ with great rebounding skills ... Excellent defender and shot blocker ... Career-high with 13 rebounds at Louisville, vs. Northern Illinois ... Two double-doubles ... Averaging 9.6 ppg and 5.2 rpg, 68.0% last five games.

| PPG | RPG | BPG | FG% | MPG |
|-----|-----|-----|------|------|
| 8.6 | 6.9 | 1.6 | 63.4 | 21.6 |



25

Kenny Goins

R-Sr. // 6-7 // 230

One of MSU's top defenders at both forward positions ... Combines great physical frame with great athleticism ... Aggressive rebounder ... Has three double-double this season ... First career double-double with 17 points, 11 rebounds vs. Kansas ... Career-high 17 rebounds at Louisville.

| PPG | RPG | APG | BPG | MPG |
|-----|-----|-----|-----|------|
| 7.0 | 8.9 | 2.4 | 1.5 | 27.4 |




30

Marcus Bingham Jr.

Fr. // 6-11 // 215

A stretch forward who can handle the ball and play in space ... Has a 7-4 wingspan, the longest on the team ... Height and length make him effective around the basket.

| PPG | RPG | APG | BPG | MPG |
|-----|-----|-----|-----|-----|
| 1.2 | 1.5 | 0.4 | 0.6 | 4.4 |




40

Braden Burke

R-So. // 6-11 // 235

Sat out the 2017-18 season due to NCAA rules after transferring from Robert Morris ... Skilled center with solid mid-range jump shot ... Good finisher around the rim.

| PPG | RPG | APG | FG% | MPG |
|-----|-----|-----|------|-----|
| 0.6 | 0.4 | 0.0 | 40.0 | 1.5 |



41

Conner George

R-Jr. // 6-4 // 200

Awarded a scholarship for 2017-18, after initially joining the Spartans as a walk-on for the 2015-16 season ... Excellent long-range shooter ... His mother, Cathy, is the head coach of the Michigan State volleyball team ... Graduated in three years, currently in grad school.

| PPG | RPG | APG | FG% | MPG |
|-----|-----|-----|------|-----|
| 0.6 | 0.4 | 0.1 | 50.0 | 1.4 |



44

Nick Ward

Jr. // 6-9 // 245

Powerful, long lefty post who can create space and score with good touch on the interior ... Very crafty with both hands around the rim ... Excellent offensive rebounder ... Among the best in the nation at drawing fouls (No. 48 nationally in free throw attempts) ... Career-high 28 points vs. Green Bay; connected on 12-of-13 field goals ... Named to All-Tournament Team at Las Vegas Invitational, averaging 11.0 ppg, 6.5 rpg and 1.5 blocks.

| PPG | RPG | BPG | FG% | MPG |
|------|-----|-----|------|------|
| 15.5 | 6.7 | 1.4 | 61.2 | 23.3 |



ABOUT WISCONSIN

Wisconsin enters Tuesday's game with a 17-7 overall record and a 9-4 mark in the Big Ten ... The Badgers had a six-game win streak end in a 61-52 loss at Michigan on Saturday ... Wisconsin is 9-2 at home, including 4-2 in league play, with losses to Minnesota (59-52) and Purdue (84-80 ot) ... Senior forward Ethan Happ leads the team in scoring (18.3 ppg), rebounding (10.5 rpg) and assists (4.9 apg) ... He is fifth in the league in scoring, third in rebounding and third in assists ... Redshirt sophomore guard D'Mitrick Price is second on the team with 13.2 points and leads the team with 61 3-point field goals, while sophomore guard Brad Davison is third on the team with 11.1 points and has connected on 41 shots from long distance ... Sophomore forward Nate Reuvers is averaging 8.4 points, 3.3 rebounds and 2.0 blocks per game ... The Badgers rank 11th in the league in scoring offense (70.6 ppg) and second in scoring defense (61.0 ppg).

McQUAID McLOCKDOWN

When senior co-captain Matt McQuaid arrived in East Lansing four years ago, it was with the reputation as a shooter ... He's done nothing to dispel that notion this year, ranking among the best in the Big Ten from 3-point land ... What may have gone unnoticed has been his performance defensively, where he has become MSU's top defender, especially with the loss of junior guard Joshua Langford ... Here's a look at what opposing players have done when guarded by McQuaid this season:

| Player | Prior to MSU | vs. MSU | Differential |
|------------------|--------------|-----------|--------------|
| Roach (Texas) | 19.5 ppg | 15p, 4-14 | -4.0 |
| Wilkes (UCLA) | 17.5 ppg | 15p, 5-12 | -2.5 |
| Edwards (Purdue) | 25.5 ppg | 11p, 3-16 | -14.5 |
| Bohannon (Iowa) | 10.1 ppg | 11p, 4-12 | 0.9 |
| Law (NW) | 18.9 ppg | 5p, 2-8 | -13.9 |
| Reaves (PSU) | 10.1 ppg | 11p, 4-11 | 0.9 |
| Palmer (NEB) | 19.0 ppg | 24p, 6-21 | 5 |
| Bohannon (Iowa) | 11.2 ppg | 3p, 1-7 | -8.2 |
| Edwards (Purdue) | 24.7 ppg | 14p, 4-19 | -10.7 |
| Coffey (UMN) | 15.8 ppg | 4p, 2-6 | -11.8 |

DEFEND, REBOUND, RUN

Michigan State Head Coach Tom Izzo has always said that if his teams can defend and rebound, it will lead to positives ... During a 13-game streak, which was ended in a loss at Purdue on Jan. 27, MSU allowed only 64.5 points per game and opponents shot just 36.3 percent from the floor ... Overall this season, the Spartans are limiting opponents to 37.1 percent shooting from the field ... No opponent has shot above 50 percent against the Spartans ... MSU ranks No. 3 nationally in field goal percentage defense (37.1 percent) ... Michigan State has held eight opponents to below 60 points this season ... MSU has only been out-rebounded three times this season and rank No. 5 in the country in total rebounds per game (42.08) ... MSU ranked No. 5 in the country in rebound margin (+9.2 overall) and No. 4 in blocked shots per game (5.7) and No. 5 in total blocks (137) through Feb. 11.



LANGFORD TO MISS REMAINDER OF THE 2018-19 SEASON

Head Coach Tom Izzo announced on Jan. 30 that junior guard Joshua Langford will miss the remainder of the 2018-19 season ... "It's with great sadness that I have to announce that after numerous studies, rehabilitation and an attempt at return, it has been determined that Josh will miss the remainder of the season," Izzo said. "Josh has a stress injury that we caught fairly early and we had hoped that, with treatment and rest, he would recover. He has not, and will likely need surgery to prevent problems in the future. We hate this for Josh and our team, as he was one of our leading scorers, one of our top 3-point shooters and one of our two best defensive guards. But our commitment to Josh and his long term health is paramount. Josh has seen the best specialist in the country on this issue and we are putting together a plan for his complete recovery for the 2019-20 season Throughout the process, Josh has done everything asked of him, while maintaining an amazing attitude and doing whatever he could to help his teammates. His selfless attitude is the reason there were tears throughout the meeting room when we shared the news with his team. I've never felt worse for a player than I do for Josh, but he's a very religious kid who believes everything happens for a reason. He's constantly telling me to not worry about him, but focus on the team. It's the reason I have so much respect and admiration for the way he's handled the injury." ... One of the team's co-captains, Langford was third on the team in scoring with 15.0 points per game (16.0 ppg prior to the Northern Illinois game), fourth with 3.6 rebounds, third with 2.3 assists, third on the team in 3-point field goal percentage (40.3 percent) and third in minutes played (28.4/game).

WINSTON PASSES 1,000-POINT MARK FOR HIS CAREER

Junior guard Cassius Winston became the second player this year (Nick Ward) to pass the 1,000-point mark for his career when he hit a 3-pointer at Nebraska on Jan. 17, finishing the night with a career-high 29 points ... Winston has now scored 1,124 points in 94 career games, a 12.0 per game average ... He is the 51st player in program history to pass the 1,000-point mark ... He needs 12 points to pass Travis Trice (2011-15) for 40th place all-time ... In addition, Winston ranks No. 5 all-time with 601 career assists ... He handed out nine against Minnesota to surpass the 600-assist mark, becoming the fourth player in program history with at least 600 ... He needs 39 more to pass Denzel Valentine (2012-16) for third place ... Winston also ranks tied for No. 5 all-time at MSU in career 3-point field goal percentage (45.4%) ... His 163 career 3-pointers ranks ninth all-time at MSU.

TALE OF THE TAPE OVERALL

| | Michigan State  | Wisconsin  |
|---------------------------|--|---|
| Scoring Average | 81.9 | 70.6 |
| Scoring Defense | 67.0 | 61.0 |
| Scoring Margin | +14.9 | +9.5 |
| Field Goal Percentage | 49.5% | 46.9% |
| FG Percentage Defense | 37.1% | 39.5% |
| Three Point FG % | 38.5% | 39.5% |
| Three Point FG % Defense | 31.8% | 30.7% |
| Free Throw Percentage | 72.7% | 65.7% |
| Rebound Average | 42.1 | 34.2 |
| Opponents Rebound Average | 32.9 | 34.8 |
| Rebound Margin | +9.2 | -0.6 |
| Assists | 20.2 | 13.2 |
| Turnover Average | 13.4 | 9.2 |
| Turnovers Forced | 10.7 | 11.4 |
| Turnover Margin | -2.7 | +2.2 |
| Steals | 5.6 | 5.4 |
| Blocks | 5.7 | 4.1 |

MSU vs. WISCONSIN

Last 15 Meetings (MSU 11-4)

| Date | Site | W/L | MSU-Opp |
|-----------|------|-----|-----------|
| 1-3-2012 | A | W | 63-60, OT |
| 2-16-2012 | H | W | 69-55 |
| 3-10-2012 | N | W | 65-52 |
| 1-22-2013 | A | W | 49-47 |
| 3-7-2013 | H | W | 58-43 |
| 2-9-2014 | A | L | 58-60 |
| 3-15-2014 | N | W | 83-75 |
| 3-1-2015 | A | L | 61-68 |
| 3-15-2015 | N | L | 69-80, OT |
| 1-17-2016 | A | L | 76-77 |
| 2-18-2016 | H | W | 69-57 |
| 2-26-2017 | H | W | 84-74 |
| 1-26-2018 | H | W | 76-61 |
| 2-25-2018 | A | W | 68-63 |
| 3-2-2018 | N | W | 63-60 |

Series Quick Facts

Overall: MSU leads 80-64
At East Lansing: 49-14
At Breslin Center: 21-4
At Madison: 25-46
At Neutral Site: 6-4
Izzo vs. UW: 29-20
Gard vs. MSU: 0-5
Most MSU Points: 106 (Jan. 6, 1964)
Most UW Points: 109 (Feb. 22, 1975)
Fewest MSU Points: 12 (Dec. 10, 1921)
Fewest UW Points: 22 (two times)
Largest MSU Margin: 34 (Feb. 22, 1958)
Largest UW Margin: 27 (Feb. 29, 1972)

Last MSU Win: March 2, 2018 (63-60)
Last UW Win: Jan. 17, 2016 (76-77)
Current Streak: MSU won five*
Longest MSU Win Streak: 12
Longest MSU Home Win Streak: 10
Longest MSU Away Win Streak: Six
Longest UW Win Streak: Six
Longest UW Home Win Streak: 12
Longest UW Away Win Streak: Three
*** Active Streak**



WARD MAKING HIS MARK ON RECORD BOOK

Junior forward Nick Ward hit a pair of free throws with 2:37 left in the first half of the win over Texas on Nov. 23, moving him past the 1,000-point mark for his career ... Ward was the 50th player in Michigan State history to reach the 1,000-point mark ... In 94 career games, he has now scored 1,292 points (13.7 ppg) ... With 26 points against Iowa on Dec. 3, Ward passed a Who's Who of MSU greats on the all-time list, moving past former teammate Miles Bridges (1,055 points), Magic Johnson (1,059 points) and Johnny Green (1,062 points) ... Ward now ranks 29th all-time at MSU ... He needs five more points to pass Matt Steigenga (1988-92) for 27th place ... In addition, Ward's career field goal percentage of 61.5 percent ranks tied for No. 3 all-time at MSU, trailing Ron Charles (1976-80, 63.9%) and Mike Peplowski (1989-93, 62.1%) ... Among active NCAA players, Ward ranks 22nd in the country in field goal percentage.

WINSTON NAMED TO FINAL WATCH LISTS FOR NATIONAL AWARDS

Cassius Winston was named to the final watch lists for several national awards during the week of Feb. 4 ... First, he was named one of 10 candidates for the 2019 Bob Cousy Point Guard of the Year Award by the Naismith Memorial Basketball Hall of Fame on Feb. 4 ... Later that day, he was selected to the John R. Wooden Award Late Season Top 20 Watch List night by the Los Angeles Athletic Club ... On Feb. 6, he was one of 12 players selected to the Oscar Robertson Trophy Final Midseason Watch List by the U.S. Basketball Writers Association ... In March, the USBWA will announce its 2018-19 All-America Team and, at that time, finalists will also be chosen for the player of the year. Once finalists are announced, the entire USBWA membership will vote for the winner of the Oscar Robertson Trophy ... The winner of the Cousy Award and the John R. Wooden Award will be announced during the ESPN College Basketball Awards on Friday, April 12.

WARD NAMED TO ABDUL-JABBAR WATCH LIST

Michigan State junior forward Nick Ward was selected to the final watch list for the 2019 Kareem Abdul-Jabbar Award by the Naismith Memorial Basketball Hall of Fame on Feb. 8 ... Ward was initially one of 21 players selected to the initial list, but then was selected one of 10 finalists in February ... This list will be narrowed down to five finalists sometime in early/mid March ... The winner of this award will be presented at the ESPN College Basketball Awards Show live from The Novo by Microsoft in Los Angeles, Calif. on Friday, April 12 ... Named after Class of 1995 Hall of Famer and three-time NCAA Champion Kareem Abdul-Jabbar, the annual honor in its fifth year recognizes the top centers in men's college basketball.

AT HOME IN THE POST

Junior forward Nick Ward and sophomore forward Xavier Tillman have been formidable in the post, both at home and away ... Ward hit 12-of-13 field goals against Green Bay on Dec. 16, the second-best single game field goal percentage in MSU history (92.3%) ... Ward is shooting 66.7 percent at home this year (76-of-114) and is averaging 16.3 points per game ... Tillman, meanwhile, is shooting 64.7 percent from the floor (44-of-68) in home games ... Combined, the forwards have connected on 62.0 percent of their field goals (215-of-347), including 65.9 percent (120-of-182) in games at the Breslin Center ... In away games, the duo has combined to shoot 60.0 percent (81-of-135).

EXPERIENCE MATTERS

While Michigan State entered this year after losing a pair of players to the NBA Draft, Head Coach Tom Izzo knew that he returned an experienced rotation ... Four of the team's starters – redshirt senior Kenny Goins, senior Matt McQuaid, and juniors Nick Ward and Cassius Winston – have combined to play 429 games and start 213 games ... Add in the team's top two reserves – redshirt junior Kyle Ahrens and sophomore forward Xavier Tillman – and the team's top six players have combined for 567 games played and 222 starts ... Before junior Joshua Langford was hurt and sidelined for the season, he had appeared in 83 career games with 75 starts ... The Spartans are the third-most experienced team in the Big Ten (per KenPom.com).

SPARTANS SHARE THE BALL

Unselfishness is a trademark of all Tom Izzo teams ... That has been especially true over the last five seasons as MSU established a school record for assists during that span ... Last year, MSU led the country in assists per game (19.1) and handed out 670, the second-best mark in program history ... The Spartans recorded an assist on 67.6 percent of their field goals last year ... In 2015-16, MSU tallied a school record 719 assists, good for the 22nd-best total in NCAA history ... MSU's nation's-best assist average of 20.5 was the 23rd-best average in NCAA history ... The Spartans recorded an assist on a nation's-best 71.3 percent of its field goals ... Through 24 games in 2018-19, MSU leads the Big Ten in assists and rank No. 1 nationally (20.2) ... The Spartans have handed out an assist on 69.3 percent of their field goals (485-of-700) ... In Big Ten play, MSU has handed out an assist on 70.3 percent of its field goals (247-of-351).

FROM BEYOND THE ARC

The Spartans rank second in the Big Ten, and rank No. 24 nationally, in 3-point field goal percentage this season, connecting on 38.5 percent of their shots from behind the arc ... Leading the way is junior guard Cassius Winston and senior guard Matt McQuaid ... Winston is tied for fourth in the Big Ten in 3-point field goals made per game (2.5) and fifth in the league in 3-point percentage, connecting on 44.5 percent of his shots ... McQuaid, meanwhile, is tied for ninth in the Big Ten in 3-point percentage, connecting on 43.2 percent of his shots overall (41-of-95) and tied for 12th in 3-pointers made (2.0/game) ... Junior guard Joshua Langford was among the league leaders in both 3-point field goals made and percentage (40.3 percent) before being sidelined ... Among active career NCAA leaders, Winston ranks No. 5, connecting on 45.4 percent of his shots from beyond the arc.

MSU'S RECORD IN 2018-19 WHEN:

At home: 11-1
On road: 6-3
Neutral: 2-1
Leading at the half: 16-1
Trailing at the half: 3-4
Tied at halftime: 0-0

Shoot 50% or above from field: 13-1
Shoot less than 50% from field: 6-4
Opp. shoots 50% or above: 0-0
Opp. shoots less than 50%: 19-5
MSU outshoots opp.: 19-4
Opp. outshoots MSU: 0-1
Both teams shoot same from floor: 0-0

MSU outrebounds opp.: 19-2
Opp. outrebounds MSU: 0-3
Rebounds are equal: 0-0

MSU has more turnovers: 12-4
Opp. has more turnovers: 6-1
Turnovers are equal: 1-0

Game decided by 1-5 pts: 1-4
Game decided by 6-10 pts: 3-1
Game decided by 11-15 pts: 4-0
Game decided by 16+ pts: 11-0

MSU scores less than 60 pts: 0-0
MSU scores 60-69 pts: 2-1
MSU scores 70-79 pts: 6-3
MSU scores 80+ pts: 11-1

MSU allows less than 60 pts: 8-0
MSU allows 60-69 pts: 8-0
MSU allows 70-79 pts: 1-3
MSU allows 80+ pts: 2-2

MSU in overtime: 0-2

One MSU player scores 10+: 0-0
Two MSU players score 10+: 3-1
Three MSU players score 10+: 8-0
Four MSU players score 10+: 5-3
Five MSU players score 10+: 2-1
Six MSU players score 10+: 1-0

In November: 5-2
In December: 6-0
In January: 7-1
In February: 1-2
In March: 0-0

On Sunday: 4-1
On Monday: 2-0
On Tuesday: 1-3
On Wednesday: 2-0
On Thursday: 3-0
On Friday: 3-0
On Saturday: 4-1

Day Games: 5-1
Night Games: 14-4



2018-19 Big Ten Standings

| | Big Ten | | Overall | |
|-----------------------|-------------|-------------|-------------|-------------|
| | W-L | Pct. | W-L | Pct. |
| Michigan | 11-2 | .846 | 22-2 | .917 |
| Purdue | 10-2 | .833 | 17-6 | .739 |
| Michigan State | 10-3 | .769 | 19-5 | .792 |
| Maryland | 9-4 | .692 | 18-6 | .750 |
| Wisconsin | 9-4 | .692 | 17-7 | .708 |
| Iowa | 8-5 | .615 | 19-5 | .792 |
| Ohio State | 6-6 | .500 | 16-7 | .696 |
| Minnesota | 6-7 | .462 | 16-8 | .667 |
| Illinois | 5-8 | .385 | 9-15 | .375 |
| Indiana | 4-9 | .308 | 13-11 | .542 |
| Rutgers | 4-9 | .308 | 11-12 | .478 |
| Northwestern | 3-9 | .250 | 12-11 | .522 |
| Nebraska | 3-10 | .231 | 13-11 | .552 |
| Penn State | 1-11 | .083 | 8-15 | .348 |

Big Ten Conference Schedule Feb. 12 - 23 (All Times Eastern)

Tuesday, Feb. 12

Purdue at Maryland (6:30 p.m., BTN)
Michigan State at Wisconsin (7 p.m., ESPN2)
Michigan at Penn State (8:30 p.m., BTN)

Wednesday, Feb. 13

Rutgers at Northwestern (7 p.m., BTN)
Minnesota at Nebraska (9 p.m., BTN)

Thursday, Feb. 14

Illinois at Ohio State (7 p.m., ESPN/2)

Saturday, Feb. 16

Maryland at Michigan (noon, FOX)
Indiana at Minnesota (2 p.m., ESPN/2)
Penn State at Purdue (4 p.m., BTN)
Iowa at Rutgers (6 p.m., FS1)
Northwestern at Nebraska (8:30 p.m., BTN)

Sunday, Feb. 17

Ohio State at Michigan State (1 p.m., CBS)

Monday, Feb. 18

Illinois at Wisconsin (8 p.m., FS1)

Tuesday, Feb. 19

Purdue at Indiana (7 p.m., ESPN/2)
Nebraska at Penn State (7 p.m., FS1)
Maryland at Iowa (8 p.m., BTN)

Wednesday, Feb. 20

Rutgers at Michigan State (6:30 p.m., BTN)
Northwestern at Ohio State (8:30 p.m., BTN)

Thursday, Feb. 21

Michigan at Minnesota (7 p.m., ESPN/2)

Friday, Feb. 22

Indiana at Iowa (9 p.m., FS1)

Saturday, Feb. 23

Penn State at Illinois (noon, BTN)
Ohio State at Maryland (2 p.m., ESPN/2)
Purdue at Nebraska (4 p.m., BTN)
Wisconsin at Northwestern (8:30 p.m., BTN)

CRASHING THE GLASS

Michigan State teams have always been among the best in the country when it comes to rebounding ... The Spartans have led the nation in rebounding margin six times in the Izzo Era ... MSU ranks second in the Big Ten in rebounding margin this season at +9.2 ... MSU ranks No. 5 in the country in rebound margin, No. 5 in total rebounds per game (42.08) and is No. 3 nationally in defensive rebounds per game (30.54).

WINSTON-WARD LEAD THE WAY

Junior guard Cassius Winston and forward Nick Ward have been the leaders for the Spartans for large parts of this season ... The duo has combined for 188 games played and 141 starts ... Ward leads all MSU players with 78 career starts ... Combined, Ward and Winston are averaging 34.1 points, 9.5 rebounds and 8.3 assists ... Through 24 games, those two have accounted for 41.6 percent of the team's scoring (818 of 1,966 points), 22.5 percent of its rebounds (227 of 1,010) and 40.8 percent of the team's assists (198 of 485).

SHARP SHOOTING

Michigan State has hit at least 50 percent of its field goals 14 times this season and at least 45 percent 19 times ... Through 24 games this season, Michigan State ranks No. 7 in the country in field goal percentage (49.5%) and No. 24 in 3-point percentage (38.5%) ... The Spartans have connected on 56.1 percent of their two-point baskets (498-of-889) overall.

STREAKING

Michigan State's 70-64 win at Nebraska on Jan. 17 set a school record as the Spartans claimed their 19th-straight Big Ten Conference game, dating back to the 2017-18 season ... MSU extended its streak to 21 games with an 82-67 win over Iowa on Jan. 27 ... The Spartans won their final 12 games of the 2017-18 regular season and opened the 2018-19 season with nine-straight conference wins before losing at Purdue on Jan. 27 ... The previous MSU school record for consecutive conference wins was set over the course of the 1998-99 season (15) and the 1999-2000 season (3) ... The Spartans won 12-straight Big Ten road games, also a school record, before losing at Purdue on Jan. 27.

THE SPARTANS IN NATIONAL STATS

MSU ranks No. 1 in the country in total assists (485) and No. 1 in assists per game, averaging 20.2 per game ... The team also ranks among the top-50 nationally in several other categories:

| | | |
|-------------------------------|----|-----------|
| Total Assists | 1 | 458 |
| Assists per Game | 1 | 20.2/game |
| Defensive Rebounds per Game | 3 | 30.54 |
| Field Goal Percentage Defense | 3 | 37.1% |
| Blocked Shots per Game | 4 | 5.7 bpg |
| Total Blocks | 5 | 137 |
| Total Rebounds per Game | 5 | 42.08 |
| Rebound Margin | 5 | +9.2 |
| Total Rebounds | 6 | 1,010 |
| Field Goal Percentage | 6 | 49.5% |
| Assist Turnover Ratio | 8 | 1.51 |
| Scoring Margin | 9 | +14.9 |
| 3-Point Field Goal Percentage | 24 | 38.5% |
| Scoring Offense | 26 | 81.9 ppg |

Individuals

| | | | |
|-----------------|-------------------------|----|-----------|
| Cassius Winston | Assists per Game | 5 | 7.4 apg |
| | Total Assists | 5 | 178 |
| Kenny Goins | Rebounds per Game | 45 | 8.9 rpg |
| | Total Rebounds | 43 | 213 |
| | Defensive Rebounds/Game | 43 | 6.63/game |
| Nick Ward | Field Goal Percentage | 20 | 61.2% |

BRESLIN ADVANTAGE

Michigan State has always made the Breslin Center one of the toughest places to play ... Michigan State is 405-60 (.871) at home all-time since the Breslin Center opened in 1989, including 211-46 (.821) in Big Ten play ... Under Tom Izzo, the Spartans are 345-47 (.880) at Breslin, including a 169-33 (.837) conference record ... MSU is 11-1 at home this season.

WARD NAMED BIG TEN PLAYER OF THE WEEK

Junior Nick Ward was named the Big Ten Player of the Week on Jan. 7 ... It was the second-straight week a Spartan has earned that honor, following junior guard Cassius Winston (Dec. 31) ... Ward averaged 21.0 points, 7.5 rebounds and 2.5 blocked shots in wins over Northwestern and at then-No. 14 Ohio State ... He connected on 60.9 percent of his shots (14-of-23) and 70.0 percent from the free throw line (14-of-20) ... It was the first Player of the Week honor this year for Ward and the third of his career.

SPARTANS IN NON-CONFERENCE TOURNAMENTS

Michigan State has had success in non-conference tournaments in recent years ... In beating Texas, 78-68, to win the Las Vegas Invitational on Friday, it marked the second-straight year the Spartans had won a non-conference tournament and the fourth time in the last six years



... Last year, MSU won the Victory Bracket of the PK80 Invitational in Portland, Ore., beating North Carolina, 81-63, in the title game ... MSU has won the 2013 Coaches vs. Cancer Classic in Brooklyn and the 2015 Wooden Legacy in California, while finishing second in the 2014 Orlando Classic.

WINSTON NAMED LAS VEGAS INVITATIONAL MVP

Junior guard Cassius Winston was named the Las Vegas Invitational Tournament Most Valuable Player in November ... It was the second-straight year he was named MVP of a preseason tournament as he took top honors when MSU won the PK80 Invitational Victory Bracket in 2017 ... In Las Vegas, Winston averaged 19.5 points, 8.5 assists and 3.0 rebounds while shooting 50.0 percent from the floor (13-of-26) and 50.0 percent from 3-point land (7-of-14) ... In addition to Winston, junior guard Joshua Langford and junior forward Nick Ward both earned spots on the all-tournament team ... Langford averaged 21.5 points and 3.5 rebounds while hitting 57.7 percent of his shots (15-of-26), including 61.5 percent from 3-point land (8-of-13) ... He scored a career-high 29 points in the title game win over Texas ... Ward averaged 11.0 points, 6.5 rebounds and 1.5 blocked shots to earn a spot on the tourney team.

DEFENSIVE MINDED

Michigan State Head Coach Tom Izzo wanted to see improvements in the team's defense during an early-season homestand ... A 101-33 win over Tennessee Tech on Nov. 18 was a display of that ... The 68-point margin of victory for MSU tied the Breslin Center record for widest margin of victory, set on Dec. 21, 1992 against Morehead State (121-53) ... MSU held TTU to 33 points, the fewest points scored by an opponent since holding Binghamton to 33 points in a 76-33 win on Dec. 5, 2015 ... The 14 points scored by Tennessee Tech in the first half were the fewest by an MSU opponent in the first half since holding Binghamton to 12 points (41-12 lead) on Dec. 5, 2015.

1979 NCAA CHAMPIONSHIP TEAM RECOGNIZED

Michigan State's 1979 NCAA Championship team was recognized on the 40th Anniversary of the program's first National Championship during the Minnesota game on Feb. 9 ... In the Final Four, MSU beat Pennsylvania, a No. 9 seed, with Earvin "Magic" Johnson recording his second triple-double of the tournament ... In the championship game, the Spartans took on No. 1-ranked and unbeaten Indiana State, led by Larry Bird ... MSU jumped out to a big first-half lead en route to a 75-64 win ... Greg Kelser and Johnson were both named to the All-Tournament Team, while Johnson was named Most Outstanding Player.

WARD, WINSTON NAMED TO PRESEASON ALL-BIG TEN TEAM

Michigan State juniors Nick Ward and Cassius Winston were selected to the Preseason All-Big Ten Team at the league's media day on October 11 ... Ward and Winston were among 10 players selected to the all-league team and Michigan State was one of only two schools with multiple players selected ... This is the second-straight year that Ward has been named to the Preseason All-B1G team ... Ward was a Big Ten honorable mention selection by the coaches and a third team honoree by the media in 2017-18 ... He finished third on the team in scoring with 12.4 points and led the team with 7.1 rebounds, adding 1.3 blocks per game in 18.9 minutes ... Winston was an All-Big Ten Third Team honoree last season ... He finished second on the team in scoring with 12.6 points per game and led the team with 6.8 assists per game and in 3-point field goal percentage, connecting on 49.7 percent of his shots from long distance (75-of-151) ... Winston led the Big Ten, and was No. 8 in the country, in assists per game.

LANGFORD, MCQUAID NAMED CAPTAINS

Junior guard Joshua Langford and senior guard Matt McQuaid were selected as captains for the 2018-19 season, announced by Head Coach Tom Izzo ... The Spartans held their first day of practice for the 2018-19 season on Sept. 27, when Izzo made the announcement ... Langford finished fourth on the team in scoring last year, averaging 11.7 points per game, while adding 3.0 rebounds and 1.5 assists ... He was fourth on the team in 3-point field goals (44) and hit 40.4 percent of his shots ... McQuaid ranked sixth on the team in scoring, averaging 6.0 points off the bench. He started two games, including scoring a career-high 20 points against DePaul last year, and was fifth on the team in minutes played, averaging 20.5 per game ... Langford and McQuaid were the co-recipients of the team's John E. Benington Defensive Player of the Award last year.

SPARTANS CRUISE PAST NORTHERN MICHIGAN IN EXHIBITION, PLAY GONZAGA IN SCRIMMAGE

Junior forward Nick Ward scored 24 points and had nine rebounds and junior guard Cassius Winston added 13 points and seven assists as Michigan State jumped out to a 30-point halftime lead en route to a 93-47 win over Northern Michigan in an exhibition game on Oct. 30 ... Ward and Winston led four players in double figures as junior guard Joshua Langford added 12 points and freshman forward Marcus Bingham Jr. finished with 11 points ... Michigan State went into the break with a 43-13 lead, with Winston (11) and Ward (10) pacing the way ... The Spartans connected on 48.1 percent of their field goals (13-of-27) and scored 20 points in the paint and 25 on fast breaks ... MSU also played Gonzaga in a closed scrimmage at the Target Center in Minneapolis on Oct. 25 ... The teams played a pair of 20 minute periods and two 5-minute periods ... Ward finished with 22 points and 12 rebounds during the combined 20-minute periods, while sophomore forward Xavier Tillman added 16 points and five rebounds, Winston added 16 points and eight assists and Langford chipped in 11 points, six rebounds and four assists.

MICHIGAN STATE IN THE BIG TEN

As of Feb. 11

TEAM STATISTICS

| | |
|-----------------------|--------------------------------|
| Scoring Offense | 1st, 81.9 ppg |
| Scoring Defense | 8th, 67.0 ppg |
| Scoring Margin | 1st, +14.9 ppg |
| Free Throw Percentage | 5th, 72.7% |
| Field Goal Percentage | 1st, 49.5% |
| Field Goal % Defense | 1st, 37.1% |
| 3-Point FG Percentage | 2nd, 38.5% |
| 3-Point FG % Defense | 6th, 31.8% |
| Rebounding Offense | 1st, 42.1 rpg |
| Rebounding Defense | 4th, 32.9 rpg |
| Rebounding Margin | 2nd, +9.2 rpg |
| Blocked Shots | 1st, 5.7 bpg |
| Assists | 1st, 20.2 apg |
| Steals | 9th, 5.6 spg |
| Turnover Margin | 13th, -2.8 (13.4 / 10.7) |
| Assist/Turnover Ratio | 1st, 1.5 (20.2 apg / 13.4 tpg) |
| Offensive Rebounds | 5th, 11.5 rpg |
| Defensive Rebounds | 1st, 30.5 rpg |
| 3-Point FG per Game | 2nd, 8.4/game |

INDIVIDUAL STATISTICS

| | | | |
|-----------------|-----|----------|--|
| Scoring | | | |
| Cassius Winston | 4th | 18.6 ppg | |
| Nick Ward | 9th | 15.5 ppg | |

| | | | |
|-------------------|-------|---------|--|
| Rebounding | | | |
| Kenny Goins | 4th | 8.9 rpg | |
| Xavier Tillman | T14th | 6.9 rpg | |
| Nick Ward | 16th | 6.7 rpg | |

| | | | |
|------------------------------|-----|-------|--|
| Field Goal Percentage | | | |
| Xavier Tillman | 3rd | 63.4% | |
| Nick Ward | 4th | 61.2% | |

| | | | |
|------------------------------|------|-------|--|
| 3-Point FG Percentage | | | |
| Cassius Winston | 5th | 44.5% | |
| Matt McQuaid | T9th | 43.2% | |

| | | | |
|------------------------------|-----|-------|--|
| Free Throw Percentage | | | |
| Cassius Winston | 7th | 80.5% | |

| | | | |
|-----------------|-----|---------|--|
| Assists | | | |
| Cassius Winston | 1st | 7.4 apg | |

| | | | |
|-----------------|-------|----------|--|
| Steals | | | |
| Cassius Winston | T11th | 1.2/game | |

| | | | |
|------------------------|-------|----------|--|
| 3-Point FG Made | | | |
| Cassius Winston | T4th | 2.5/game | |
| Matt McQuaid | T12th | 2.0/game | |

| | | | |
|----------------------|-------|---------|--|
| Blocked Shots | | | |
| Xavier Tillman | T6th | 1.6 bpg | |
| Kenny Goins | 9th | 1.5 bpg | |
| Nick Ward | T10th | 1.4 bpg | |

| | | | |
|------------------------------|-----|-------------------|--|
| Assist/Turnover Ratio | | | |
| Cassius Winston | 3rd | 2.7 | |
| | | (7.4 apg/2.8 tpg) | |

| | | | |
|---------------------------|-------|---------|--|
| Offensive Rebounds | | | |
| Kenny Goins | T12th | 2.3 rpg | |
| Xavier Tillman | T15th | 2.2 rpg | |

| | | | |
|---------------------------|-------|---------|--|
| Defensive Rebounds | | | |
| Kenny Goins | 4th | 6.6 rpg | |
| Xavier Tillman | T13th | 4.7 rpg | |
| Nick Ward | T13th | 4.7 rpg | |



MALIK HALL SIGNS NATIONAL LETTER-OF-INTENT

Michigan State's men's basketball team has received a signed National Letter of Intent from Malik Hall ... Hall is a 6-8, 215-pound forward from Aurora, Ill. who plays at Sunrise Christian Academy in Kansas ... Through seven games this year in his post-grad year at Sunrise, Hall is averaging 19.0 points, 6.0 rebounds and 3.0 assists while shooting 49.0 percent from the floor and 44.0 percent from 3-point land ... Ranked No. 52 in the country by 247Sports for the 2019 Class ... He averaged 13.6 points, 5.5 rebounds and 2.0 assists while shooting 50.0 percent from the floor at Sunrise last year ... Comes from the same programs (Sunrise Christian and MOKAN Elite) as former MSU standout Lourawls "Tum Tum" Nairn Jr. ... Spent his first two years of high school at Matea Valley in Aurora, Ill.

THE GRADUATES

The Michigan State roster features two players who have already completed their undergraduate academic requirements in redshirt junior Conner George and redshirt senior Kenny Goins ... George graduated in three years, earning his bachelor's degree in communication ... He is currently pursuing a Master of Arts in education ... Goins, a fifth-year senior, earned his bachelor's degree in advertising management and is pursuing a master's degree in communication.

STRENGTH OF SCHEDULE

In total, the 2018-19 schedule is highlighted by 15 games against teams that appeared in the 2018 postseason, including 11 against 2018 NCAA Tournament teams ... Eight opponents appeared in the 2018 NCAA Tournament, including non-conference opponents Kansas, UCLA, Texas, North Carolina and Florida, as well as conference foes Michigan, Ohio State and Purdue ... Four opponents played in the 2018 National Invitation Tournament, Florida Gulf Coast, Louisville, Nebraska and Penn State.

SPARTANS IN THE NBA

Michigan State had seven players on NBA opening day rosters, including Denzel Valentine (Chicago Bulls), Gary Harris (Denver Nuggets), Bryn Forbes (San Antonio Spurs), Draymond Green (Golden State Warriors) and Zach Randolph (Sacramento Kings), along with rookies Miles Bridges (Charlotte Hornets) and Jaren Jackson Jr. (Memphis Grizzlies) ... Former Spartan Kalin Lucas was signed by the Detroit Pistons during the 2018-19 season.

COACHING STABILITY

Michigan State has had just two basketball coaches in the last 43 seasons and three in the last 50 ... Tom Izzo is in his 24th season, having taking over from his mentor Jud Heathcote, who spent 19 years as head coach (1976-95) ... Before Heathcote, Gus Ganakas spent seven seasons as head coach ... Ganakas provided commentary on Spartan radio broadcasts for 31 seasons.

MSU Athletics Mourns Passing of Former Coach Gus Ganakas

Former Michigan State men's basketball head coach Gus Ganakas, who coached the Spartans from 1969-76 and was part of the athletics department from 1964 until his retirement in 2000, passed away on Friday, Jan. 11. He was 92 (1926-2019).

Statement From Head Coach Tom Izzo

"Spartan Basketball has lost a dear friend today. Gus was one of the most selfless and positive people that I've ever been around. Our thoughts and prayers are with the entire Ganakas family as they grieve their loss.

"You'll learn all you need to about Gus when you look at the way he handled being replaced as head coach. Most of us would have wanted our replacement to fail, hoping it would make us look good. But that wasn't who Gus was. Instead, he made sure that the local high school superstar Earvin Johnson knew that Michigan State was still the right place for him to attend and that new coach Jud Heathcote was the right guy to play for. As they say, the rest is history. But there is no doubt that Spartan Basketball wouldn't be what it is today without Gus Ganakas.

"Gus would go on to play a major role in any coaching success that I've enjoyed. Early on, he was on my staff and provided a great sounding board for a first time head coach. Throughout most of my career he also served as the analyst on our radio broadcasts, where he could always find the good in our performances, and tried his best to cheer me up despite how upset I might be.

"But most importantly, Gus has helped build the family atmosphere within Michigan State basketball. The connection between our past and our present is the best of any program in the nation because of Gus. Former Spartans from all eras feel connected to the current team, and much of that credit goes to Gus.

"We will all miss Gus ... his smile and his sense of humor. He's been a bright light to my entire family, from both my parents to my wife Lupe and children Raquel and Steven. But his impact on the entire Spartan family will continue to live on. And if there are ever tough times in heaven, they now have the perfect guy to make everyone feel just a little bit better."

Ganakas Bio

Ganakas attended Michigan State University from 1946-50 and returned to campus in September of 1964 to serve as the coordinator for the Ralph Young Fund, known today as the Spartan Fund.

Ganakas then became an assistant men's basketball coach in 1966 before taking over as the head coach three years later. He led the team an overall record of 89-84 in seven years as head coach, posting a winning record in each of his last five seasons. His most successful seasons were in 1973-74 with a fourth-place finish in the Big Ten, and in 1974-75, when the Spartans posted a 17-9 overall record, the second-highest victory total at the time.

His coaching career came to an end in 1976, but he continued to be a part of the Michigan State Athletics Department, serving as an assistant athletics director from 1976-98 and then as an aide to current Head Coach Tom Izzo from 1998-2000. Ganakas was also responsible for organizing the 1989 MSU Basketball Centennial Celebration.

For more than 30 years, Ganakas could be heard as one of the voices of Michigan State men's basketball, serving as a color commentator.

"For 20 seasons we were broadcast partners - a partnership that would turn into one of the greatest friendships of my life," said Will Tieman, play-by-play announcer from 1992-96 and since 2002. "You couldn't help but love Gus. He was truly one of the greats of the greatest generation"

A native of Mount Morris, N.Y., Ganakas earned his bachelor's degree in physical education from Michigan State in 1949 and a master's degree in the same field in 1950. He came to Michigan State after serving in the U.S. Marine Corps during World War II, including seeing action in the Battle of Okinawa.

TRACKING MICHIGAN STATE'S OPPONENTS

| Opponent | Last Game | Next Game | Record |
|-------------------|-----------------------------|----------------------------|--------|
| Northern Michigan | W, 72-60, Northwood | at Ferris State (2/14) | 14-8 |
| Kansas | W, 84-72, Oklahoma State | at TCU (2/11) | 18-6 |
| FGCU | L, 74-67, at Liberty | NJIT (2/13) | 10-16 |
| ULM | W, 88-79, Georgia Southern | at Ragin' Cajuns (2/16) | 13-10 |
| Tennessee Tech | L, 77-58, at UT Martin | Jacksonville State (2/14) | 7-18 |
| UCLA | L, 93-92, Utah | at California (2/13) | 12-12 |
| Texas | W, 75-53, at West Virginia | Kansas State (2/12) | 14-10 |
| Louisville | L, 80-75, at Florida State | Duke (2/12) | 17-7 |
| Rutgers | L, 99-94 (OT), at Illinois | at Northwestern (2/13) | 11-12 |
| Iowa | W, 80-79, Northwestern | at Rutgers (2/16) | 19-5 |
| Florida | L, 73-61, at Tennessee | Vanderbilt (2/13) | 12-11 |
| Green Bay | L, 96-77, at Youngstown St. | Oakland (2/14) | 12-13 |
| Oakland | L, 79-64, at N. Kentucky | at Green Bay (2/14) | 11-15 |
| Northern Illinois | L, 57-49, at E. Michigan | at Western Michigan (2/12) | 12-12 |
| Northwestern | L, 80-79, at Iowa | Rutgers (2/13) | 12-11 |
| Ohio State | W, 55-52, at Indiana | Illinois (2/14) | 16-7 |
| Purdue | W, 81-62, Nebraska | at Maryland (2/12) | 17-6 |
| Penn State | L, 74-70, at Ohio State | Michigan (2/12) | 8-15 |
| Nebraska | L, 81-62, at Purdue | Minnesota (2/13) | 13-11 |
| Maryland | W, 60-45, at Nebraska | Purdue (2/12) | 18-6 |
| Indiana | L, 55-52, Ohio State | at Minnesota (2/16) | 13-11 |
| Illinois | W, 99-94 (OT), Rutgers | at Ohio State (2/14) | 9-15 |
| Minnesota | L, 79-55, Michigan State | at Nebraska (2/13) | 16-8 |
| Wisconsin | L, 61-52, at Michigan | Michigan State (2/12) | 17-7 |
| Michigan | W, 61-52, Wisconsin | at Penn State (2/12) | 22-2 |



Spartan Sports Network Radio Affiliates

| City..... | Call Letters (Frequency) |
|-------------------------|--------------------------|
| Alma..... | WFYC-AM 1280 |
| Alpena..... | WKJZ-FM 94.9 |
| Ann Arbor..... | WLBY-FM 1290 |
| Bad Axe..... | WLEW-AM 1340 |
| Battle Creek..... | WBCK-FM 95.3 |
| Benton Harbor/..... | WCSY-FM 103.7 |
| South Haven | |
| Detroit..... | WJR-AM 760 |
| Escanaba..... | WRPP-FM 92.7 |
| Flint..... | WWCK-AM 1570 |
| Gaylord..... | WMJZ-FM 101.5 |
| Grand Haven..... | WGHN-FM 92.1 |
| Grand Rapids..... | WBBL-FM 107.3 |
| Hastings..... | WBCH-AM 1220 |
| Hastings..... | WBCH-FM 100.1 |
| Houghton Lake..... | WTWS-FM 92.1 |
| Iron Mountain..... | WMIQ-AM 1450 |
| Jackson..... | WIBM-AM 1450 |
| Jackson..... | WIBM-FM 101.9 |
| Kalamazoo..... | WKZO-AM 590 |
| Lansing..... | WJIM-AM 1240 |
| Lansing..... | WMMQ-FM 94.9 |
| Ludington/Manistee..... | WLDN-FM 98.7 |
| Marquette/..... | WRUP-FM 98.3 |
| Ishpeming | |
| Midland..... | WLUN-FM 100.9 |
| Newberry..... | WMJT-FM 96.7 |
| Ontonagon..... | WUPY-FM 101.1 |
| Petoskey..... | WJML-AM 1110 |
| Port Huron..... | WPHM-AM 1380 |
| Saginaw..... | WILZ-FM 104.5 |
| Tawas City..... | WQLB-FM 103.3 |
| Traverse City..... | WCCW-FM 107.5 |

* Sirius/XM Radio

* Streaming at www.spartansportsnetwork.com

* Mobile App for iPhone and Android

ASSOCIATED PRESS

February 11

| Team | Record | Pts |
|--------------------------|-------------|------------|
| 1 Tennessee (40) | 22-1 | 1573 |
| 2 Duke (24) | 21-2 | 1554 |
| 3 Gonzaga | 23-2 | 1457 |
| 4 Virginia | 20-2 | 1406 |
| 5 Kentucky | 20-3 | 1330 |
| 6 Michigan | 22-2 | 1253 |
| 7 Nevada | 23-1 | 1230 |
| 8 North Carolina | 19-4 | 1178 |
| 9 Houston | 23-1 | 1022 |
| 10 Marquette | 20-4 | 953 |
| 11 MICHIGAN STATE | 19-5 | 948 |
| 12 Purdue | 17-6 | 900 |
| 13 Villanova | 19-5 | 753 |
| 14 Kansas | 18-6 | 699 |
| 15 Texas Tech | 19-5 | 660 |
| 16 Louisville | 17-7 | 542 |
| 17 Florida State | 18-5 | 455 |
| 18 Kansas State | 18-5 | 444 |
| 19 LSU | 19-4 | 437 |
| 20 Wisconsin | 17-7 | 403 |
| 21 Iowa | 19-5 | 399 |
| 22 Virginia Tech | 18-5 | 393 |
| 23 Iowa State | 18-6 | 280 |
| 24 Maryland | 18-6 | 196 |
| 25 Buffalo | 20-3 | 170 |

Others receiving votes: Cincinnati 76, Auburn 35, Wofford 22, Washington 17, Lipscomb 6, TCU 5, Texas 3, Clemson 1

Dropped from rankings: Cincinnati 25

MSU By Week

| Date | AP | Coaches |
|------------|----|---------|
| Preseason | 10 | 10 |
| Week 2 | 11 | - |
| Week 3 | 9 | 8 |
| Week 4 | 10 | 10 |
| Week 5 | 9 | 9 |
| Week 6 | 10 | 8 |
| Week 7 | 8 | 7 |
| Week 8 | 8 | 7 |
| Week 9 | 6 | 5 |
| Week 10 | 6 | 6 |
| Week 11 | 6 | 5 |
| Week 12 | 6 | 8 |
| Week 13 | 9 | 11 |
| Week 14 | 11 | 12 |
| Week 15 | | |
| Week 16 | | |
| Week 17 | | |
| Week 18 | | |
| Postseason | | |

USA TODAY

February 11

| Team | Record | Pts |
|--------------------------|-------------|------------|
| 1 Tennessee (30) | 22-1 | 798 |
| 2 Duke (2) | 21-2 | 768 |
| 3 Gonzaga | 23-2 | 734 |
| 4 Virginia | 20-2 | 689 |
| 5 Kentucky | 20-3 | 667 |
| 6 Nevada | 23-1 | 609 |
| 7 Michigan | 22-2 | 607 |
| 8 North Carolina | 19-4 | 583 |
| 9 Houston | 23-1 | 517 |
| 10 Marquette | 20-4 | 488 |
| 11 Purdue | 17-6 | 430 |
| 12 MICHIGAN STATE | 19-5 | 420 |
| 13 Villanova | 19-5 | 411 |
| 14 Kansas | 18-6 | 320 |
| 15 Texas Tech | 19-5 | 305 |
| 16 Virginia Tech | 18-5 | 266 |
| 17 Iowa | 19-5 | 250 |
| 18 Kansas State | 18-5 | 233 |
| 19 Florida State | 18-5 | 211 |
| 20 Louisville | 17-7 | 207 |
| 21 LSU | 19-4 | 200 |
| 22 Iowa State | 18-6 | 194 |
| 23 Wisconsin | 17-7 | 174 |
| 24 Buffalo | 20-3 | 86 |
| 25 Maryland | 18-6 | 65 |

Others receiving votes: Cincinnati 45, Mississippi State 22, Auburn 20, Washington 16, Furman 13, Wofford 13, Arizona State 8, North Texas 7, Texas 6, Hofstra 6, NC State 5, Ole Miss 4, Syracuse 2, Toledo 1

Dropped from rankings: Mississippi State 21, Cincinnati 23



THE BOOK ON TOM IZZO

- * Inducted into the Naismith Memorial Basketball Hall of Fame
- * Eight-Time National Coach of the Year
- * One NCAA, Eight Big Ten & Five Big Ten Tournament titles
- * Seven Final Four appearances
- * Three-Time Big Ten Coach of the Year
- * 21 straight NCAA Tournament appearances
- * 20 NBA Draft Picks, including 11 first rounders
- * 11 All-Americans - Two Academic All-Americans
- * Graduates 85% of players that complete eligibility
- * Longest serving active Big Ten men's basketball coach
- * One of five coaches in Big Ten history with eight league titles
- * MSU's all-time winningest coach - third-winningest in Big Ten history

Coach Izzo

In his 24th year, Tom Izzo (Northern Michigan, '77) is 593-230 (.721), and 282-125 (.693) in the Big Ten, as the head coach of the Michigan State basketball program. He ranks as the winningest coach in Michigan State history, having passed his mentor Jud Heathcote with his 341st career victory on Nov. 28, 2009. In his 23 seasons as a head coach, Izzo has captured eight National Coach of the Year awards, including the Clair Bee Award in 2005 and NABC honors in 2001 and 2012. In 1999, Izzo was named National Coach of the Year by Basketball Times, while earning similar honors from The Associated Press, Basketball News and the USBWA in '98. He also earned National Coach of the Year accolades from CBSSports.com in 2012. He earned Big Ten Coach of the Year honors in 1998, 2009 and 2012. Izzo was enshrined in the Naismith Memorial Basketball Hall of Fame on September 9, 2016, cementing his status as one of the game's all-time greats.

Among The Big Ten's Best

Tom Izzo's .693 winning percentage in Big Ten games ranks third all-time among league coaches with at least 10 years of service, behind former Wisconsin coach Bo Ryan (.717), and former Indiana coach Bob Knight (.700), and ahead of former Purdue coach Ward Lambert (.685). In all games, Ohio State's Thad Matta ranks first at .748, followed by Ryan (.737), Knight (.734), Izzo (.721), Wisconsin's Walter Meanwell (.712), and Lambert (.709). With 280 conference victories, Izzo ranks second all time.

Izzo Among Best Ever

Through his first 23 seasons, Tom Izzo won 574 games, ranking fifth in college basketball history for most wins by a college coach in his first 23 years.

Final Fours

Tom Izzo led MSU to seven Final Four appearances between 1999 and 2017, becoming just the fourth school in college basketball history to do it in any 17-year span, including just the third since the tournament field expanded to 64 teams in 1985. Izzo's seven Final Fours are the most by any coach since his first season in 1996 and he ranks fifth all-time, including tied for fifth among active coaches. The seven Final Fours are also the most by any Big Ten coach.

| Year | Overall | Pct. | Big Ten | Pct. | Finish | Postseason |
|-----------------|----------------|-------------|----------------|-------------|--------|-------------------|
| 1995-96 | 16-16 | .500 | 9-9 | .500 | 7th | NIT Second Round |
| 1996-97 | 17-12 | .586 | 9-9 | .500 | T-6th | NIT Second Round |
| 1997-98 | 22-8 | .733 | 13-3 | .813 | T-1st | NCAA Sweet 16 |
| 1998-99 | 33-5 | .868 | 15-1 | .938 | 1st | NCAA Final Four |
| 1999-2000 | 32-7 | .821 | 13-3 | .813 | T-1st | NCAA Champion |
| 2000-01 | 28-5 | .848 | 13-3 | .813 | T-1st | NCAA Final Four |
| 2001-02 | 19-12 | .613 | 10-6 | .625 | 5th | NCAA First Round |
| 2002-03 | 22-13 | .629 | 10-6 | .625 | T-3rd | NCAA Elite Eight |
| 2003-04 | 18-12 | .600 | 12-4 | .750 | T-2nd | NCAA First Round |
| 2004-05 | 26-7 | .788 | 13-3 | .813 | 2nd | NCAA Final Four |
| 2005-06 | 22-12 | .647 | 8-8 | .500 | T-6th | NCAA First Round |
| 2006-07 | 23-12 | .657 | 8-8 | .500 | T-7th | NCAA Second Round |
| 2007-08 | 27-9 | .750 | 12-6 | .667 | 4th | NCAA Sweet 16 |
| 2008-09 | 31-7 | .816 | 15-3 | .833 | 1st | NCAA Runner Up |
| 2009-10 | 28-9 | .757 | 14-4 | .778 | T-1st | NCAA Final Four |
| 2010-11 | 19-15 | .559 | 9-9 | .500 | T-4th | NCAA Second Round |
| 2011-12 | 29-8 | .784 | 13-5 | .722 | T-1st | NCAA Sweet 16 |
| 2012-13 | 27-9 | .750 | 13-5 | .722 | T-2nd | NCAA Sweet 16 |
| 2013-14 | 29-9 | .784 | 12-6 | .667 | T-2nd | NCAA Elite Eight |
| 2014-15 | 27-12 | .692 | 12-6 | .667 | T-3rd | NCAA Final Four |
| 2015-16 | 29-6 | .828 | 13-5 | .722 | 2nd | NCAA First Round |
| 2016-17 | 20-15 | .571 | 10-8 | .556 | T-5th | NCAA Second Round |
| 2017-18 | 30-5 | .857 | 16-2 | .889 | 1st | NCAA Second Round |
| 2018-19 | 19-5 | .792 | 10-3 | .769 | | |
| 24 Years | 593-230 | .721 | 282-125 | .693 | | |

BY THE NUMBERS

Final Four Appearances

By Big Ten Coach

| COACH | APPEARANCES |
|------------------------------|-------------|
| 1. Tom Izzo (MSU) | 7 |
| 2. Bob Knight (Indiana) | 5 |
| 3. Harold Olsen (Ohio State) | 4 |
| Fred Taylor (Ohio State) | 4 |

Career Big Ten Victories

| COACH | VICTORIES |
|--------------------------|-----------|
| 1. Bob Knight (Indiana) | 353 |
| 2. Tom Izzo (MSU) | 282 |
| 3. Gene Keady (Purdue) | 265 |
| 4. Ward Lambert (Purdue) | 228 |

Consecutive NCAA Tourn. Appearances

| COACH | APPEARANCES |
|--------------------------------|-------------|
| 1. Dean Smith (North Carolina) | 23 |
| 2. Mike Krzyzewski (Duke) * | 23 |
| 3. Tom Izzo (MSU) * | 21 |

* Active Streak

Final Four Appearances

| COACH | APPEARANCES |
|--------------------------------|-------------|
| 1. Mike Krzyzewski (Duke) | 12 |
| John Wooden (UCLA) | 12 |
| 3. Dean Smith (North Carolina) | 11 |
| 4. Roy Williams (Kansas/UNC) | 9 |
| 5. Tom Izzo (MSU) | 7 |

Final Four Appearances Since 1996

(Izzo's First Season)

| COACH | APPEARANCES |
|---------------------------------------|-------------|
| 1. Tom Izzo (MSU) | 7 |
| Roy Williams (Kansas/UNC) | 7 |
| 3. Mike Krzyzewski (Duke) | 5 |
| 4. John Calipari (Mass./Memphis/UK) * | 4 |

NCAA Tournament Wins

| COACH | VICTORIES |
|-------------------------------------|-----------|
| 1. Mike Krzyzewski (Duke) | 94 |
| 2. Roy Williams (Kansas/UNC) | 77 |
| 3. Dean Smith (North Carolina) | 65 |
| 4. Jim Boeheim (Syracuse) | 55 |
| 5. Jim Calhoun (Northeastern/UConn) | 49 |
| 6. Tom Izzo (MSU) | 48 |
| 7. John Wooden (UCLA) | 47 |
| Bill Self (Kansas) | 47 |

Most Wins: First 23 Seasons

| COACH | VICTORIES |
|----------------------------------|-----------|
| 1. Roy Williams (Kansas/UNC) | 643 |
| 2. Jerry Tarkanian (LBSU/UNLV) | 599 |
| 3. John Calipari (Mass/Mem./Ky.) | 593 |
| 4. Bill Self (Tulsa/III./Kansas) | 592 |
| 5. Tom Izzo (MSU) | 574 |

NOTABLE IZZO WINS

Win #1: vs. Chaminade (69-66), 11/20/95

Big Ten Win #1: vs. Indiana (65-60), 1/4/96

Win #100: vs. Indiana (77-71 OT), 1/11/2000

Win #200: vs. Iowa (89-72), 2/4/2004

Big Ten Win #100: vs. Minnesota (69-58), 2/14/2004

Win #232*: vs. Duke (78-68), 3/25/2005

Win #300: vs. Iowa (66-52), 2/23/2008

Win #341**: vs. UMass (106-68), 11/28/2009

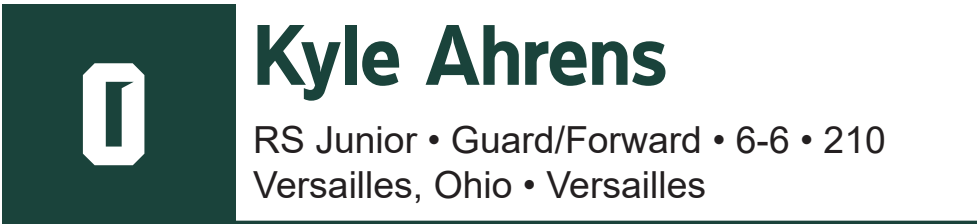
Win #400: vs. Minnesota (68-52), 1/25/2012

Win #500: vs. Boston College (99-68), 11/26/2015

Big Ten Win #200: vs. Ohio State (59-56), 1/19/2013

* Became MSU's second-winningest coach

** Became MSU's all-time winningest coach



| POINTS | REBOUNDS | ASSISTS | MINUTES |
|--------|----------|---------|---------|
| 5.8 | 2.8 | 1.4 | 19.9 |

[illegible]

| | | |
|------------------------------|-----------|-----------------------------|
| vs. Louisville (11/27/18) | 30 | vs. OSU (1/5/19) |
| vs. Louisville (11/27/18) | 11 | two times (last ILL 2/5/19) |
| two times (last ILL 2/5/19) | 7 | vs. Illinois (2/5/19) |
| two times (last IU 2/2/19) | 4 | two times (last IU 2/2/19) |
| vs. Louisville (11/27/18) | 5 | vs. NU (1/2/19) |
| vs. Louisville (11/27/18) | 7 | three times (last ILL 2/5) |
| vs. Louisville (11/27/18) | 1 | six times (last ILL 2/5/19) |
| vs. Louisville (11/27/18) | 5 | two times (last ILL 2/5/19) |
| two times (last ILL 2/5/19) | 6 | vs. Illinois (2/5/19) |
| vs. Oral Roberts (12/3/16) | 6 | vs. Illinois (2/5/19) |
| vs. Iowa (12/3/18) | 3 | vs. Iowa (12/3/18) |
| three times (last ULM 11/18) | -- | -- |

| | Season | Career |
|--------------------------|---------|---------|
| Double Figure Scoring | 3 (1-2) | 3 (1-2) |
| Double Figure Rebounding | 0 (0-0) | 0 (0-0) |
| Double Figure Assists | 0 (0-0) | 0 (0-0) |
| Double-Doubles | 0 (0-0) | 0 (0-0) |
| Led MSU in Scoring | 1 (0-1) | 1 (0-1) |
| Led MSU in Rebounding | 0 (0-0) | 0 (0-0) |
| Led MSU in Assists | 0 (0-0) | 0 (0-0) |
| 20+ Point Games | 0 (0-0) | 0 (0-0) |
| 30+ Point Games | 0 (0-0) | 0 (0-0) |



| POINTS | REBOUNDS | ASSISTS | MINUTES |
|--------|----------|---------|---------|
| -- | -- | -- | -- |

| POINTS | REBOUNDS | ASSISTS | MINUTES |
|--------|----------|---------|---------|
| 15.0 | 3.6 | 2.3 | 28.6 |

LANGFORD | GAME-BY-GAME 2018-19

- Led Spartans with 18 points, hitting 4-of-6 shots from deep against Kansas (11/6)
- Recorded first career double-double with 18 points and 11 rebounds vs. FGCU (11/11)
- Notched third straight game in double figures to start season with 16 points vs. ULM (11/14)
- Tied career-high five assists vs. TTU (11/18)
- Scored career-high 29 points vs. Texas (11/23)
- Recorded 10th straight game in double figure scoring with 13 points at Florida (12/8)
- Out for remainder of year after having season-ending surgery on foot.

[illegible]

| Year | GP/GS | Min./Avg | FG-FGA | FG% | 3FG-FGA | 3FG% | FT-FTA | FT% | OFF-DEF | REB | AVG | PF/D | A | TO | BL | ST | PTS | AVG |
|-------|-------|-----------|---------|------|---------|------|---------|------|---------|-----|-----|-------|-----|-----|----|----|-----|------|
| 16-17 | 35/27 | 734/21.0 | 94-189 | .497 | 37-89 | .416 | 17-26 | .654 | 25-56 | 81 | 2.3 | 70/1 | 38 | 38 | 3 | 14 | 242 | 6.9 |
| 17-18 | 35/35 | 946/27.0 | 152-354 | .429 | 44-109 | .404 | 62-73 | .849 | 28-77 | 105 | 3.0 | 83/4 | 54 | 52 | 3 | 13 | 410 | 11.7 |
| 18-19 | 13/13 | 372/28.6 | 70-158 | .443 | 29-72 | .403 | 26-31 | .839 | 9-38 | 47 | 3.6 | 31/0 | 30 | 31 | 1 | 11 | 195 | 15.0 |
| TOTAL | 83/75 | 2052/24.7 | 316-701 | .451 | 110-270 | .407 | 105-130 | .808 | 62-171 | 233 | 2.8 | 184/5 | 122 | 121 | 7 | 38 | 847 | 10.2 |

| | SEASON | | CAREER | | BIG TEN | |
|---------------------|--------|--------------------------------|--------|------------------------------|---------|-----------------------------|
| Minutes | 37 | two times (last Florida 12/18) | 38 | at Northwestern (2/17/18) | 37 | vs. Rutgers (11/30/18) |
| Points | 29 | vs. Texas (11/23/18) | 29 | vs. Texas (11/23/18) | 14 | two times (last Iowa 12/18) |
| Rebounds | 10 | vs. FGCU (11/11/18) | 10 | vs. FGCU (11/11/18) | 4 | vs. Rutgers (11/30/18) |
| Assists | 5 | two times (last Iowa 12/18) | 5 | five times (last Iowa 12/18) | 5 | vs. Iowa (12/3/18) |
| Field Goals | 10 | vs. Texas (11/23/18) | 10 | vs. Texas (11/23/18) | 5 | vs. Iowa (12/3/18) |
| Field Goal Attempts | 16 | vs. Texas (11/23/18) | 20 | at Rutgers (12/5/17) | 13 | vs. Iowa (12/3/18) |
| 3-Point Field Goals | 5 | vs. Texas (11/23/18) | 5 | two times (last Texas 11/18) | 2 | two times (last Iowa 12/18) |
| 3-Point FG Attempts | 8 | vs. ULM (11/14/18) | 8 | vs. ULM (11/14/18) | 5 | vs. Rutgers (11/30/18) |
| Free Throws | 4 | three times (last LOU 11/18) | 7 | at Maryland (1/28/18) | 4 | vs. Rutgers (11/30/18) |
| Free Throw Attempts | 7 | vs. Louisville (11/27/18) | 7 | three times (last LOU 11/18) | 4 | vs. Rutgers (11/30/18) |
| Steals | 3 | vs. Oakland (12/21/18) | 3 | two times (last OAK 12/21) | 2 | vs. Rutgers (11/30/18) |
| Blocks | 1 | vs. Kansas (11/6/18) | 1 | six times (last KU 11/18) | -- | -- |

| | | |
|--------------------------|-----------|-----------|
| Double Figure Scoring | 12 (10-2) | 37 (33-4) |
| Double Figure Rebounding | 1 (1-0) | 1 (1-0) |
| Double Figure Assists | 0 (0-0) | 0 (0-0) |
| Double-Doubles | 1 (1-0) | 1 (1-0) |
| Led MSU in Scoring | 3 (1-2) | 10 (7-3) |
| Led MSU in Rebounding | 1 (1-0) | 2 (1-1) |
| Led MSU in Assists | 0 (0-0) | 1 (1-0) |
| 20+ Point Games | 1 (1-0) | 3 (3-0) |
| 30+ Point Games | 0 (0-0) | 0 (0-0) |



| POINTS | REBOUNDS | ASSISTS | MINUTES |
|--------|----------|---------|---------|
| 1.7 | 0.5 | 1.0 | 6.0 |

[illegible]

| Year | GP/GS | Min./Avg | FG-FGA | FG% | 3FG-FGA | 3FG% | FT-FTA | FT% | OFF-DEF | REB | AVG | PF/D | A | TO | BL | ST | PTS | AVG |
|-------|-------|----------|--------|------|---------|------|--------|------|---------|-----|-----|------|----|----|----|----|-----|-----|
| 18-19 | 23/0 | 139/6.0 | 13-31 | .419 | 4-17 | .235 | 10-11 | .909 | 1-10 | 11 | 0.5 | 18/0 | 24 | 14 | 0 | 1 | 40 | 1.7 |
| TOTAL | 23/0 | 139/6.0 | 13-31 | .419 | 4-17 | .235 | 10-11 | .909 | 1-10 | 11 | 0.5 | 18/0 | 24 | 14 | 0 | 1 | 40 | 1.7 |

| | SEASON | | CAREER | | BIG TEN | |
|---------------------|--------|-------------------------------|--------|-------------------------------|---------|----------------------------|
| Minutes | 12 | vs. ULM (11/14/18) | 12 | vs. ULM (11/14/18) | 11 | two times (last MIN 2/9) |
| Points | 10 | vs. Green Bay (12/16/18) | 10 | vs. Green Bay (12/16/18) | 7 | vs. Penn State (1/13/19) |
| Rebounds | 2 | two times (last Iowa 1/24/19) | 2 | two times (last Iowa 1/24/19) | 2 | two times (last Iowa 1/24) |
| Assists | 4 | two times (last NU 1/2/19) | 4 | two times (last NU 1/2/19) | 4 | vs. NU (1/2/19) |
| Field Goals | 3 | vs. Penn State (1/13/19) | 3 | vs. Penn State (1/13/19) | 3 | vs. Penn State (1/13/19) |
| Field Goal Attempts | 6 | vs. Penn State (1/13/19) | 6 | vs. Penn State (1/13/19) | 6 | vs. Penn State (1/13/19) |
| 3-Point Field Goals | 1 | four times (last PSU 1/13/19) | 1 | four times (last PSU 1/13/19) | 1 | vs. Penn State (1/13/19) |
| 3-Point FG Attempts | 4 | vs. Penn State (1/13/19) | 4 | vs. Penn State (1/13/19) | 4 | vs. Penn State (1/13/19) |
| Free Throws | 5 | vs. Green Bay (12/16/18) | 2 | vs. Green Bay (12/16/18) | -- | -- |
| Free Throw Attempts | 5 | vs. Green Bay (12/16/18) | 2 | vs. Green Bay (12/16/18) | -- | -- |
| Steals | 1 | vs. Green Bay (12/16/18) | 1 | vs. Green Bay (12/16/18) | -- | -- |
| Blocks | -- | -- | -- | -- | -- | -- |

| | Season | Career |
|--------------------------|---------|---------|
| Double Figure Scoring | 1 (1-0) | 1 (1-0) |
| Double Figure Rebounding | 0 (0-0) | 0 (0-0) |
| Double Figure Assists | 0 (0-0) | 0 (0-0) |
| Double-Doubles | 0 (0-0) | 0 (0-0) |
| Led MSU in Scoring | 0 (0-0) | 0 (0-0) |
| Led MSU in Rebounding | 0 (0-0) | 0 (0-0) |
| Led MSU in Assists | 0 (0-0) | 0 (0-0) |
| 20+ Point Games | 0 (0-0) | 0 (0-0) |
| 30+ Point Games | 0 (0-0) | 0 (0-0) |



Junior • Guard • 6-1 • 185
Detroit, Mich. • University of Detroit Jesuit



| POINTS | REBOUNDS | ASSISTS | MINUTES |
|--------|----------|---------|---------|
| 18.6 | 2.8 | 7.4 | 32.5 |

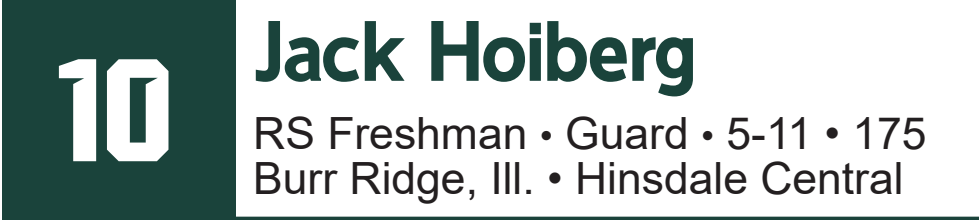
WINSTON | GAME-BY-GAME 2018-19

- [illegible]

| Year | GP/GS | Min./Avg | FG-FGA | FG% | 3FG-FGA | 3FG% | FT-FTA | FT% | OFF-DEF | REB | AVG | PF/D | A | TO | BL | ST | PTS | AVG |
|-------|-------|-----------|---------|------|---------|------|---------|------|---------|-----|-----|-------|-----|-----|----|----|------|------|
| 16-17 | 35/5 | 724/20.7 | 77-182 | .423 | 27-71 | .380 | 55-71 | .775 | 6-58 | 64 | 1.8 | 72/1 | 182 | 77 | 5 | 26 | 236 | 6.7 |
| 17-18 | 35/34 | 985/28.1 | 143-282 | .507 | 75-151 | .497 | 81-90 | .900 | 7-118 | 118 | 3.4 | 69/2 | 241 | 87 | 2 | 23 | 442 | 12.6 |
| 18-19 | 24/24 | 780/32.5 | 147-308 | .477 | 61-137 | .445 | 91-113 | .805 | 8-58 | 66 | 2.8 | 51/1 | 178 | 66 | 1 | 29 | 446 | 18.6 |
| TOTAL | 94/63 | 2489/26.5 | 367-772 | .475 | 163-359 | .454 | 227-274 | .828 | 21-227 | 248 | 2.6 | 192/4 | 601 | 230 | 8 | 78 | 1124 | 12.0 |

MISCELLANEOUS STATS (MSU'S RECORD)

| | Season | Career |
|--------------------------|-----------|------------|
| Double-Figure Scoring | 23 (18-5) | 56 (47-9) |
| Double-Figure Rebounding | 0 (0-0) | 0 (0-0) |
| Double-Figure Assists | 5 (4-1) | 12 (9-3) |
| Double-Doubles | 4 (3-1) | 9 (7-2) |
| Led MSU in Scoring | 13 (10-3) | 21 (16-5) |
| Led MSU in Rebounding | 2 (0-2) | 3 (1-2) |
| Led MSU in Assists | 22 (17-5) | 72 (58-14) |
| 20+ Point Games | 12 (9-3) | 15 (11-4) |
| 30+ Point Games | 0 (0-0) | 0 (0-0) |



| POINTS | REBOUNDS | ASSISTS | MINUTES |
|--------|----------|---------|---------|
| 0.5 | 0.2 | 0.2 | 1.5 |

[illegible]

| Year | GP/GS | Min./Avg | FG-FGA | FG% | 3FG-FGA | 3FG% | FT-FTA | FT% | OFF-DEF | REB | AVG | PF/D | A | TO | BL | ST | PTS | AVG |
|-------|-------|----------|--------|------|---------|------|--------|-------|---------|-----|-----|------|---|----|----|----|-----|-----|
| 18-19 | 10/0 | 15/1.5 | 1-5 | .200 | 1-2 | .500 | 2-2 | 1.000 | 1-1 | 2 | 0.2 | 0/0 | 2 | 5 | 0 | 1 | 5 | 0.5 |
| TOTAL | 10/0 | 15/1.5 | 1-5 | .200 | 1-2 | .500 | 2-2 | 1.000 | 1-1 | 2 | 0.2 | 0/0 | 2 | 5 | 0 | 1 | 5 | 0.5 |

MISCELLANEOUS STATS (MSU'S RECORD)

| | Season | Career |
|--------------------------|---------|---------|
| Double-Figure Scoring | 0 (0-0) | 0 (0-0) |
| Double-Figure Rebounding | 0 (0-0) | 0 (0-0) |
| Double-Figure Assists | 0 (0-0) | 0 (0-0) |
| Double-Doubles | 0 (0-0) | 0 (0-0) |
| Led MSU in Scoring | 0 (0-0) | 0 (0-0) |
| Led MSU in Rebounding | 0 (0-0) | 0 (0-0) |
| Led MSU in Assists | 0 (0-0) | 0 (0-0) |
| 20+ Point Games | 0 (0-0) | 0 (0-0) |
| 30+ Point Games | 0 (0-0) | 0 (0-0) |



| POINTS | REBOUNDS | ASSISTS | MINUTES |
|--------|----------|---------|---------|
| 4.8 | 2.9 | 1.4 | 18.3 |

[illegible]

| Year | GP/GS | Min./Avg | FG-FGA | FG% | 3FG-FGA | 3FG% | FT-FTA | FT% | OFF-DEF | REB | AVG | PF/D | A | TO | BL | ST | PTS | AVG |
|-------|-------|----------|--------|------|---------|------|--------|------|---------|-----|-----|------|----|----|----|----|-----|-----|
| 18-19 | 24/7 | 438/18.3 | 47-91 | .516 | 6-18 | .333 | 16-28 | .571 | 17-53 | 70 | 2.9 | 42/0 | 33 | 30 | 10 | 17 | 116 | 4.8 |
| TOTAL | 24/7 | 438/18.3 | 47-91 | .516 | 6-18 | .333 | 16-28 | .571 | 17-53 | 70 | 2.9 | 42/0 | 33 | 30 | 10 | 17 | 116 | 4.8 |

| | SEASON | | CAREER | | BIG TEN | |
|---------------------|--------|------------------------------|--------|------------------------------|---------|-----------------------------|
| Minutes | 31 | vs. Indiana (2/2/19) | 31 | vs. Indiana (2/2/19) | 31 | vs. Indiana (2/2/19) |
| Points | 12 | vs. Maryland (1/21/19) | 12 | vs. Maryland (1/21/19) | 12 | vs. Maryland (1/21/19) |
| Rebounds | 6 | two times (last UMD 1/21/19) | 6 | two times (last UMD 1/21/19) | 6 | vs. Maryland (1/21/19) |
| Assists | 4 | two times (last UMD 1/21/19) | 4 | two times (last UMD 1/21/19) | 4 | two times (last UMD 1/21) |
| Field Goals | 6 | vs. Maryland (1/21/19) | 6 | vs. Maryland (1/21/19) | 6 | vs. Maryland (1/21/19) |
| Field Goal Attempts | 7 | vs. Maryland (1/21/19) | 7 | vs. Maryland (1/21/19) | 7 | vs. Maryland (1/21/19) |
| 3-Point Field Goals | 1 | six times (last NEB 1/17) | 1 | six times (last NEB 1/17) | 1 | two times (last NEB 1/17) |
| 3-Point FG Attempts | 2 | four times (last NEB 1/17) | 2 | four times (last NEB 1/17) | 2 | vs. Nebraska (1/17/19) |
| Free Throws | 4 | vs. NIU (12/29/18) | 4 | vs. NIU (12/29/18) | 2 | two times (last Iowa 1/24) |
| Free Throw Attempts | 6 | vs. NIU (12/29/18) | 6 | vs. NIU (12/29/18) | 4 | vs. Penn State (1/13/19) |
| Steals | 2 | four times (last PUR 1/27) | 2 | four times (last PUR 1/27) | 2 | three times (last PUR 1/27) |
| Blocks | 3 | vs. Purdue (1/27/19) | 3 | vs. Purdue (1/27/19) | 3 | vs. Purdue (1/27/19) |

| | Season | Career |
|--------------------------|---------|---------|
| Double-Figure Scoring | 1 (1-0) | 1 (1-0) |
| Double-Figure Rebounding | 0 (0-0) | 0 (0-0) |
| Double-Figure Assists | 0 (0-0) | 0 (0-0) |
| Double-Doubles | 0 (0-0) | 0 (0-0) |
| Led MSU in Scoring | 0 (0-0) | 0 (0-0) |
| Led MSU in Rebounding | 0 (0-0) | 0 (0-0) |
| Led MSU in Assists | 0 (0-0) | 0 (0-0) |
| 20+ Point Games | 0 (0-0) | 0 (0-0) |
| 30+ Point Games | 0 (0-0) | 0 (0-0) |



Freshman • Forward • 6-7 • 210
Ypsilanti, Mich. • Belleville



| POINTS | REBOUNDS | ASSISTS | MINUTES |
|--------|----------|---------|---------|
| 2.5 | 1.0 | 0.2 | 7.4 |

| | Season | Career |
|--------------------------|---------|---------|
| Double-Figure Scoring | 1 (1-0) | 1 (1-0) |
| Double-Figure Rebounding | 0 (0-0) | 0 (0-0) |
| Double-Figure Assists | 0 (0-0) | 0 (0-0) |
| Double-Doubles | 0 (0-0) | 0 (0-0) |
| Led MSU in Scoring | 0 (0-0) | 0 (0-0) |
| Led MSU in Rebounding | 0 (0-0) | 0 (0-0) |
| Led MSU in Assists | 0 (0-0) | 0 (0-0) |
| 20+ Point Games | 0 (0-0) | 0 (0-0) |
| 30+ Point Games | 0 (0-0) | 0 (0-0) |



| POINTS | REBOUNDS | ASSISTS | MINUTES |
|--------|----------|---------|---------|
| 0 | 0 | 0 | 1 |

| POINTS | REBOUNDS | ASSISTS | MINUTES |
|--------|----------|---------|---------|
| 0.0 | 0.3 | 0.0 | 1.0 |

WASHINGTON | GAME-BY-GAME 2018-19

[illegible]

WASHINGTON'S CAREER SNAPSHOT

| Year | GP/GS | Min./Avg | FG-FGA | FG% | 3FG-FGA | 3FG% | FT-FTA | FT% | OFF-DEF | REB | AVG | PF/D | A | TO | BL | ST | PTS | AVG |
|-------|-------|----------|--------|------|---------|------|--------|------|---------|-----|-----|------|---|----|----|----|-----|-----|
| 18-19 | 6/0 | 6/1.0 | 0-4 | .000 | 0-2 | .000 | 0-0 | .000 | 0-2 | 2 | 0.3 | 0/0 | 0 | 0 | 0 | 0 | 0 | 0.0 |
| TOTAL | 6/0 | 6/1.0 | 0-4 | .000 | 0-2 | .000 | 0-0 | .000 | 0-2 | 2 | 0.3 | 0/0 | 0 | 0 | 0 | 0 | 0 | 0.0 |

| | SEASON | | CAREER | | BIG TEN | |
|---------------------|--------|--------------------------|--------|--------------------------|---------|--------------------------|
| Minutes | 2 | vs. Green Bay (12/16/18) | 2 | vs. Green Bay (12/16/18) | 1 | two times (last MIN 2/9) |
| Points | -- | -- | -- | -- | -- | -- |
| Rebounds | 2 | vs. Green Bay (12/16/18) | 2 | vs. Green Bay (12/16/18) | -- | -- |
| Assists | -- | -- | -- | -- | -- | -- |
| Field Goals | -- | -- | -- | -- | -- | -- |
| Field Goal Attempts | 4 | vs. Green Bay (12/16/18) | 4 | vs. Green Bay (12/16/18) | -- | -- |
| 3-Point Field Goals | -- | -- | -- | -- | -- | -- |
| 3-Point FG Attempts | 2 | vs. Green Bay (12/16/18) | 2 | vs. Green Bay (12/16/18) | -- | -- |
| Free Throws | -- | -- | -- | -- | -- | -- |
| Free Throw Attempts | -- | -- | -- | -- | -- | -- |
| Steals | -- | -- | -- | -- | -- | -- |
| Blocks | -- | -- | -- | -- | -- | -- |

MISCELLANEOUS STATS (MSU'S RECORD)

| | Season | Career |
|--------------------------|---------|---------|
| Double-Figure Scoring | 0 (0-0) | 0 (0-0) |
| Double-Figure Rebounding | 0 (0-0) | 0 (0-0) |
| Double-Figure Assists | 0 (0-0) | 0 (0-0) |
| Double-Doubles | 0 (0-0) | 0 (0-0) |
| Led MSU in Scoring | 0 (0-0) | 0 (0-0) |
| Led MSU in Rebounding | 0 (0-0) | 0 (0-0) |
| Led MSU in Assists | 0 (0-0) | 0 (0-0) |
| 20+ Point Games | 0 (0-0) | 0 (0-0) |
| 30+ Point Games | 0 (0-0) | 0 (0-0) |



| POINTS | REBOUNDS | ASSISTS | MINUTES |
|--------|----------|---------|---------|
| 1.4 | 1.4 | 0.3 | 4.4 |

KITHIER | GAME-BY-GAME 2018-19

- [illegible]

| Year | GP/GS | Min./Avg | FG-FGA | FG% | 3FG-FGA | 3FG% | FT-FTA | FT% | OFF-DEF | REB | AVG | PF/D | A | TO | BL | ST | PTS | AVG |
|-------|-------|----------|--------|------|---------|------|--------|------|---------|-----|-----|------|---|----|----|----|-----|-----|
| 18-19 | 19/0 | 84/4.4 | 12-16 | .750 | 0-0 | .000 | 3-5 | .600 | 11-16 | 27 | 1.4 | 12/0 | 5 | 3 | 1 | 1 | 27 | 1.4 |
| TOTAL | 19/0 | 84/4.4 | 12-16 | .750 | 0-0 | .000 | 3-5 | .600 | 11-16 | 27 | 1.4 | 12/0 | 5 | 3 | 1 | 1 | 27 | 1.4 |

MISCELLANEOUS STATS (MSU'S RECORD)

| | Season | Career |
|--------------------------|---------|---------|
| Double-Figure Scoring | 0 (0-0) | 0 (0-0) |
| Double-Figure Rebounding | 0 (0-0) | 0 (0-0) |
| Double-Figure Assists | 0 (0-0) | 0 (0-0) |
| Double-Doubles | 0 (0-0) | 0 (0-0) |
| Led MSU in Scoring | 0 (0-0) | 0 (0-0) |
| Led MSU in Rebounding | 0 (0-0) | 0 (0-0) |
| Led MSU in Assists | 0 (0-0) | 0 (0-0) |
| 20+ Point Games | 0 (0-0) | 0 (0-0) |
| 30+ Point Games | 0 (0-0) | 0 (0-0) |



Senior • Guard • 6-5 • 200
Duncanville, Texas • Duncanville



| POINTS | REBOUNDS | ASSISTS | MINUTES |
|--------|----------|---------|---------|
| 8.7 | 3.0 | 2.4 | 28.9 |

- Against Kansas (11/6) tied career-highs for free-throws made (5) and attempted (6), contributing to a 12 point outing
- Tied then-career-high five assists in home opener vs. FGCU (11/11)
- Set a new then-career-high with six assists vs. TTU (11/18)
- Scored in double figures for sixth time this season with 12 points vs. Ohio State (1/5)
- Knocked down season-high four 3-pointers vs. Penn State (1/13)
- Tallied season-high 18 points, career-high eight assists vs. Minnesota (2/9)

[illegible]

| Year | GP/GS | Min./Avg | FG-FGA | FG% | 3FG-FGA | 3FG% | FT-FTA | FT% | OFF-DEF | REB | AVG | PF/D | A | TO | BL | ST | PTS | AVG |
|-------|--------|-----------|---------|------|---------|------|--------|------|---------|-----|-----|-------|-----|----|----|----|-----|-----|
| 15-16 | 35/1 | 553/15.8 | 44-113 | .389 | 27-66 | .409 | 8-11 | .727 | 10-19 | 29 | 0.8 | 59/0 | 57 | 27 | 10 | 13 | 123 | 3.5 |
| 16-17 | 34/11 | 714/21.0 | 61-173 | .353 | 42-120 | .350 | 25-35 | .714 | 19-45 | 64 | 1.9 | 67/1 | 41 | 27 | 2 | 14 | 189 | 5.6 |
| 17-18 | 35/2 | 719/20.5 | 67-165 | .406 | 52-133 | .391 | 25-29 | .862 | 26-42 | 68 | 1.9 | 59/0 | 45 | 25 | 3 | 11 | 211 | 6.0 |
| 18-19 | 21/20 | 606/28.9 | 62-147 | .422 | 41-95 | .432 | 18-22 | .818 | 16-46 | 62 | 3.0 | 46/1 | 50 | 16 | 3 | 14 | 183 | 8.7 |
| TOTAL | 125/34 | 2592/20.7 | 234-598 | .391 | 162-414 | .391 | 76-97 | .784 | 71-152 | 223 | 1.8 | 231/2 | 193 | 95 | 18 | 52 | 706 | 5.6 |

| | Season | Career |
|--------------------------|----------|-----------|
| Double-Figure Scoring | 10 (9-1) | 24 (22-2) |
| Double-Figure Rebounding | 0 (0-0) | 0 (0-0) |
| Double-Figure Assists | 0 (0-0) | 0 (0-0) |
| Double-Doubles | 0 (0-0) | 0 (0-0) |
| Led MSU in Scoring | 0 (0-0) | 2 (2-0) |
| Led MSU in Rebounding | 0 (0-0) | 1 (1-0) |
| Led MSU in Assists | 1 (1-0) | 2 (1-1) |
| 20+ Point Games | 0 (0-0) | 1 (1-0) |
| 30+ Point Games | 0 (0-0) | 0 (0-0) |



Grand Rapids, Mich. • Grand Rapids Christian



| POINTS | REBOUNDS | ASSISTS | MINUTES |
|--------|----------|---------|---------|
| 8.6 | 6.9 | 1.9 | 21.6 |

[illegible]

| | Season | Career |
|--------------------------|----------|----------|
| Double-Figure Scoring | 10 (7-3) | 10 (7-3) |
| Double-Figure Rebounding | 5 (4-1) | 5 (4-1) |
| Double-Figure Assists | 0 (0-0) | 0 (0-0) |
| Double-Doubles | 2 (1-1) | 2 (1-1) |
| Led MSU in Scoring | 1 (1-0) | 1 (1-0) |
| Led MSU in Rebounding | 5 (4-1) | 5 (4-1) |
| Led MSU in Assists | 1 (1-0) | 1 (1-0) |
| 20+ Point Games | 0 (0-0) | 0 (0-0) |
| 30+ Point Games | 0 (0-0) | 0 (0-0) |



| POINTS | REBOUNDS | ASSISTS | MINUTES |
|--------|----------|---------|---------|
| 7.0 | 8.9 | 2.4 | 27.4 |

[illegible]

| | | |
|-------------------------------|----|------------------------------|
| vs. Indiana (2/2/19) | 38 | vs. Indiana (2/2/19) |
| vs. Iowa (12/3/18) | 19 | vs. Iowa (12/3/18) |
| vs. Louisville (11/27/18) | 14 | vs. Iowa (12/3/18) |
| two times (last Iowa 12/18) | 7 | vs. Iowa (12/3/18) |
| two times (last UMD 1/21/19) | 6 | two times (last UMD 1/21) |
| vs. Maryland (1/21/19) | 12 | vs. Maryland (1/21/19) |
| three times (last ILL 2/5/19) | 3 | two times (last ILL 2/5/19) |
| vs. Kansas (11/6/18) | 5 | four times (last ILL 2/5/19) |
| vs. Iowa (12/3/18) | 7 | vs. Iowa (12/3/18) |
| vs. Iowa (12/3/18) | 8 | vs. Iowa (12/3/18) |
| vs. Oakland (12/16/17) | 3 | vs. Maryland (1/21/19) |
| vs. Indiana (2/2/19) | 8 | vs. Indiana (2/2/19) |

| | Season | Career |
|--------------------------|---------------|---------------|
| Double-Figure Scoring | 5 (3-2) | 7 (4-3) |
| Double-Figure Rebounding | 10 (8-2) | 12 (10-2) |
| Double-Figure Assists | 0 (0-0) | 0 (0-0) |
| Double-Doubles | 3 (2-1) | 3 (2-1) |
| Led MSU in Scoring | 1 (1-0) | 2 (1-1) |
| Led MSU in Rebounding | 15 (11-4) | 22 (17-5) |
| Led MSU in Assists | 1 (1-0) | 3 (2-1) |
| 20+ Point Games | 0 (0-0) | 0 (0-0) |
| 30+ Point Games | 0 (0-0) | 0 (0-0) |



Freshman • Forward • 6-11 • 215



2018-19 SEASON AVG.



| POINTS | REBOUNDS | BLOCKS | MINUTES |
|--------|----------|--------|---------|
| 1.2 | 1.5 | 0.7 | 4.4 |

[illegible]

| Year | GP/GS | Min./Avg | FG-FGA | FG% | 3FG-FGA | 3FG% | FT-FTA | FT% | OFF-DEF | REB | AVG | PF/D | A | TO | BL | ST | PTS | AVG |
|-------|-------|----------|--------|------|---------|------|--------|------|---------|-----|-----|------|---|----|----|----|-----|-----|
| 18-19 | 17/0 | 75/4.4 | 5-20 | .250 | 5-13 | .385 | 5-9 | .556 | 4-21 | 25 | 1.5 | 11/0 | 7 | 3 | 10 | 0 | 20 | 1.2 |
| TOTAL | 17/0 | 75/4.4 | 5-20 | .250 | 5-13 | .385 | 5-9 | .556 | 4-21 | 25 | 1.5 | 11/0 | 7 | 3 | 10 | 0 | 20 | 1.2 |

MISCELLANEOUS STATS (MSU'S RECORD)

| | Season | Career |
|--------------------------|---------|---------|
| Double-Figure Scoring | 0 (0-0) | 0 (0-0) |
| Double-Figure Rebounding | 0 (0-0) | 0 (0-0) |
| Double-Figure Assists | 0 (0-0) | 0 (0-0) |
| Double-Doubles | 0 (0-0) | 0 (0-0) |
| Led MSU in Scoring | 0 (0-0) | 0 (0-0) |
| Led MSU in Rebounding | 0 (0-0) | 0 (0-0) |
| Led MSU in Assists | 0 (0-0) | 0 (0-0) |
| 20+ Point Games | 0 (0-0) | 0 (0-0) |
| 30+ Point Games | 0 (0-0) | 0 (0-0) |



RS Sophomore • Forward • 6-11 • 235
Stevensville, Mich. • Lakeshore/Robert Morris



| POINTS | REBOUNDS | ASSISTS | MINUTES |
|--------|----------|---------|---------|
| 0.6 | 0.4 | 0.0 | 1.5 |

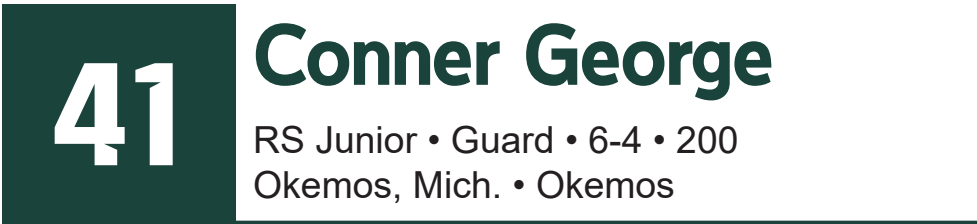
- Made MSU debut vs. ULM (11/14)
- Scored first career points, tallying two against Iowa (12/3)

[illegible]

| Year | GP/GS | Min./Avg | FG-FGA | FG% | 3FG-FGA | 3FG% | FT-FTA | FT% | OFF-DEF | REB | AVG | PF/D | A | TO | BL | ST | PTS | AVG |
|-------|-------|----------|--------|------|---------|------|--------|------|---------|-----|-----|------|---|----|----|----|-----|-----|
| 18-19 | 8/0 | 12/1.5 | 2-5 | .400 | 0-0 | .000 | 1-2 | .500 | 2-1 | 3 | 0.4 | 2/0 | 0 | 0 | 0 | 0 | 5 | 0.6 |
| TOTAL | 8/0 | 12/1.5 | 2-5 | .400 | 0-0 | .000 | 1-2 | .500 | 2-1 | 3 | 0.4 | 2/0 | 0 | 0 | 0 | 0 | 5 | 0.6 |

MISCELLANEOUS STATS (MSU'S RECORD)

| | Season | Career |
|--------------------------|---------|---------|
| Double-Figure Scoring | 0 (0-0) | 0 (0-0) |
| Double-Figure Rebounding | 0 (0-0) | 0 (0-0) |
| Double-Figure Assists | 0 (0-0) | 0 (0-0) |
| Double-Doubles | 0 (0-0) | 0 (0-0) |
| Led MSU in Scoring | 0 (0-0) | 0 (0-0) |
| Led MSU in Rebounding | 0 (0-0) | 0 (0-0) |
| Led MSU in Assists | 0 (0-0) | 0 (0-0) |
| 20+ Point Games | 0 (0-0) | 0 (0-0) |
| 30+ Point Games | 0 (0-0) | 0 (0-0) |



| POINTS | REBOUNDS | ASSISTS | MINUTES |
|--------|----------|---------|---------|
| 2 | 1 | 0 | 3 |

| POINTS | REBOUNDS | ASSISTS | MINUTES |
|--------|----------|---------|---------|
| 0.6 | 0.4 | 0.1 | 1.4 |

GEORGE | GAME-BY-GAME 2018-19

[illegible]

GEORGE'S CAREER SNAPSHOT

| Year | GP/GS | Min./Avg | FG-FGA | FG% | 3FG-FGA | 3FG% | FT-FTA | FT% | OFF-DEF | REB | AVG | PF/D | A | TO | BL | ST | PTS | AVG |
|-------|-------|----------|--------|------|---------|------|--------|------|---------|-----|-----|------|---|----|----|----|-----|-----|
| 16-17 | 10/0 | 12/1.2 | 1-2 | .500 | 0-1 | .000 | 4-6 | .667 | 0-3 | 3 | 0.3 | 0/0 | 1 | 3 | 0 | 0 | 6 | 0.6 |
| 17-18 | 16/0 | 54/3.4 | 3-15 | .200 | 0-8 | .000 | 0-2 | .000 | 7-11 | 18 | 1.1 | 6/0 | 0 | 2 | 0 | 3 | 6 | 0.4 |
| 18-19 | 13/0 | 18/1.4 | 4-8 | .500 | 0-0 | .000 | 0-1 | .000 | 1-4 | 5 | 0.4 | 3/0 | 1 | 0 | 0 | 1 | 8 | 0.6 |
| TOTAL | 39/0 | 84/2.2 | 8-25 | .320 | 0-9 | .000 | 4-9 | .444 | 8-18 | 26 | 0.7 | 9/0 | 2 | 5 | 0 | 4 | 20 | 0.5 |

| | SEASON | | CAREER | | BIG TEN | |
|---------------------|--------|------------------------------|--------|-------------------------------|---------|-----------------------------|
| Minutes | 4 | vs. Oakland (12/21/18) | 16 | vs. DePaul (11/23/17) | 3 | vs. Minnesota (2/9/19) |
| Points | 2 | four times (last MIN 2/9/19) | 4 | vs. Penn State (3/9/17) | 2 | vs. Minnesota (2/9/19) |
| Rebounds | 1 | five times (last MIN 2/9/19) | 7 | vs. DePaul (11/23/17) | 1 | two times (last MIN 2/9/19) |
| Assists | 1 | vs. NIU (12/29/18) | 1 | two times (last NIU 12/29/18) | -- | -- |
| Field Goals | 1 | four times (last MIN 2/9/19) | 1 | seven times (last MIN 2/9/19) | 1 | vs. Minnesota (2/9/19) |
| Field Goal Attempts | 2 | vs. Oakland (12/21/18) | 2 | seven times (last OAK 12/18) | 1 | two times (last MIN 2/9/19) |
| 3-Point Field Goals | -- | -- | -- | -- | -- | -- |
| 3-Point FG Attempts | -- | -- | 1 | eight times (last ILL 2/18) | -- | -- |
| Free Throws | -- | -- | 4 | vs. Penn State (3/9/17) | -- | -- |
| Free Throw Attempts | 1 | vs. ULM (11/14/18) | 6 | vs. Penn State (3/9/17) | -- | -- |
| Steals | 1 | vs. Oakland (12/21/18) | 1 | four times (last OAK 12/18) | -- | -- |
| Blocks | -- | -- | -- | -- | -- | -- |

MISCELLANEOUS STATS (MSU'S RECORD)

| | Season | Career |
|--------------------------|---------|---------|
| Double-Figure Scoring | 0 (0-0) | 0 (0-0) |
| Double-Figure Rebounding | 0 (0-0) | 0 (0-0) |
| Double-Figure Assists | 0 (0-0) | 0 (0-0) |
| Double-Doubles | 0 (0-0) | 0 (0-0) |
| Led MSU in Scoring | 0 (0-0) | 0 (0-0) |
| Led MSU in Rebounding | 0 (0-0) | 0 (0-0) |
| Led MSU in Assists | 0 (0-0) | 0 (0-0) |
| 20+ Point Games | 0 (0-0) | 0 (0-0) |
| 30+ Point Games | 0 (0-0) | 0 (0-0) |



| POINTS | REBOUNDS | BLOCKS | MINUTES |
|--------|----------|--------|---------|
| 15.5 | 6.7 | 1.2 | 23.2 |

WARD | GAME-BY-GAME 2018-19

- [illegible]

| WARD'S CAREER SNAPSHOT | | | | | | | | | | | | | | | | | | |
|------------------------|-------|-----------|---------|------|---------|-------|---------|------|---------|-----|-----|-------|----|-----|-----|----|------|------|
| Year | GP/GS | Min./Avg | FG-FGA | FG% | 3FG-FGA | 3FG% | FT-FTA | FT% | OFF-DEF | REB | AVG | PF/D | A | TO | BL | ST | PTS | AVG |
| 16-17 | 35/21 | 694/19.8 | 181-306 | .592 | 0-0 | .000 | 123-200 | .615 | 97-130 | 227 | 6.5 | 98/3 | 14 | 58 | 54 | 12 | 485 | 13.9 |
| 17-18 | 35/34 | 662/18.9 | 162-250 | .648 | 1-1 | 1.000 | 110-177 | .621 | 94-155 | 249 | 7.1 | 82/0 | 18 | 58 | 47 | 11 | 435 | 12.4 |
| 18-19 | 24/23 | 557/23.2 | 137-224 | .612 | 2-2 | 1.000 | 96-148 | .649 | 48-113 | 161 | 6.7 | 63/0 | 20 | 54 | 33 | 8 | 372 | 15.5 |
| TOTAL | 94/78 | 1913/20.4 | 480-780 | .615 | 3-3 | 1.000 | 329-525 | .627 | 239-398 | 637 | 6.8 | 243/3 | 52 | 170 | 134 | 31 | 1292 | 13.7 |

MISCELLANEOUS STATS (MSU'S RECORD)

| | | |
|--------------------------|-----------|------------|
| Double-Figure Scoring | 19 (16-3) | 64 (51-13) |
| Double-Figure Rebounding | 4 (4-0) | 19 (16-3) |
| Double-Figure Assists | 0 (0-0) | 0 (0-0) |
| Double-Doubles | 3 (3-0) | 14 (12-2) |
| Led MSU in Scoring | 7 (7-0) | 22 (19-3) |
| Led MSU in Rebounding | 8 (8-0) | 34 (29-5) |
| Led MSU in Assists | 0 (0-0) | 0 (0-0) |
| 20+ Point Games | 9 (9-0) | 20 (19-1) |
| 30+ Point Games | 0 (0-0) | 0 (0-0) |

THE STAT CREW SYSTEM
MSU Combined Team Statistics (as of Feb 09, 2019)
All games

Overall record: 19-5 Conf: 10-3 Home: 11-1 Away: 6-3 Neutral: 2-1

| # | Player | gp-gs | min | avg | Total | | 3-Point | | F-Throw | | Rebounds | | | | | pf | dq | a | to | blk | stl | pts | avg | |
|----------------|---------------------|-------|------|------|----------|------|---------|-------|---------|-------|----------|-----|------|------|-----|----|-----|-----|-----|-----|------|------|-----|--|
| | | | | | fg-fga | fg% | 3fg-fga | 3fg% | ft-fga | ft% | off | def | tot | avg | | | | | | | | | | |
| 05 | WINSTON, Cassius | 24-24 | 780 | 32.5 | 147-308 | .477 | 61-137 | .445 | 91-113 | .805 | 8 | 58 | 66 | 2.8 | 51 | 1 | 178 | 66 | 1 | 29 | 446 | 18.6 | | |
| 44 | WARD, Nick | 24-23 | 558 | 23.3 | 137-224 | .612 | 2-2 | 1.000 | 96-148 | .649 | 48 | 113 | 161 | 6.7 | 63 | 0 | 20 | 54 | 33 | 8 | 372 | 15.5 | | |
| 01 | LANGFORD, Joshua | 13-13 | 372 | 28.6 | 70-158 | .443 | 29-72 | .403 | 26-31 | .839 | 9 | 38 | 47 | 3.6 | 31 | 0 | 30 | 31 | 1 | 11 | 195 | 15.0 | | |
| 20 | McQUAID, Matt | 21-20 | 606 | 28.9 | 62-147 | .422 | 41-95 | .432 | 18-22 | .818 | 16 | 46 | 62 | 3.0 | 46 | 1 | 50 | 16 | 3 | 14 | 183 | 8.7 | | |
| 23 | TILLMAN, Xavier | 24-1 | 519 | 21.6 | 78-123 | .634 | 4-17 | .235 | 47-68 | .691 | 53 | 113 | 166 | 6.9 | 67 | 1 | 45 | 37 | 39 | 23 | 207 | 8.6 | | |
| 25 | GOINS, Kenny | 24-24 | 657 | 27.4 | 60-140 | .429 | 22-67 | .328 | 26-34 | .765 | 54 | 159 | 213 | 8.9 | 57 | 1 | 57 | 33 | 36 | 16 | 168 | 7.0 | | |
| 00 | AHRENS, Kyle | 21-8 | 418 | 19.9 | 46-96 | .479 | 16-54 | .296 | 14-16 | .875 | 16 | 42 | 58 | 2.8 | 26 | 0 | 29 | 14 | 1 | 12 | 122 | 5.8 | | |
| 11 | HENRY, Aaron | 24-7 | 438 | 18.3 | 47-91 | .516 | 6-18 | .333 | 16-28 | .571 | 17 | 53 | 70 | 2.9 | 42 | 0 | 33 | 30 | 10 | 17 | 116 | 4.8 | | |
| 13 | BROWN, Gabe | 21-0 | 156 | 7.4 | 16-38 | .421 | 11-29 | .379 | 9-11 | .818 | 5 | 16 | 21 | 1.0 | 7 | 0 | 4 | 2 | 2 | 1 | 52 | 2.5 | | |
| 03 | LOYER, Foster | 23-0 | 139 | 6.0 | 13-31 | .419 | 4-17 | .235 | 10-11 | .909 | 1 | 10 | 11 | 0.5 | 18 | 0 | 24 | 14 | 0 | 1 | 40 | 1.7 | | |
| 15 | KITHIER, Thomas | 19-0 | 84 | 4.4 | 12-16 | .750 | 0-0 | .000 | 3-5 | .600 | 11 | 16 | 27 | 1.4 | 12 | 0 | 5 | 3 | 1 | 1 | 27 | 1.4 | | |
| 30 | BINGHAM,JR., Marcus | 17-0 | 75 | 4.4 | 5-20 | .250 | 5-13 | .385 | 5-9 | .556 | 4 | 21 | 25 | 1.5 | 11 | 0 | 7 | 3 | 10 | 0 | 20 | 1.2 | | |
| 40 | BURKE, Braden | 8-0 | 12 | 1.5 | 2-5 | .400 | 0-0 | .000 | 1-2 | .500 | 2 | 1 | 3 | 0.4 | 2 | 0 | 0 | 0 | 0 | 0 | 5 | 0.6 | | |
| 41 | GEORGE, Conner | 13-0 | 18 | 1.4 | 4-8 | .500 | 0-0 | .000 | 0-1 | .000 | 1 | 4 | 5 | 0.4 | 3 | 0 | 1 | 0 | 0 | 1 | 8 | 0.6 | | |
| 10 | HOIBERG, Jack | 10-0 | 15 | 1.5 | 1-5 | .200 | 1-2 | .500 | 2-2 | 1.000 | 1 | 1 | 2 | 0.2 | 0 | 0 | 2 | 5 | 0 | 1 | 5 | 0.5 | | |
| 14 | WASHINGTON, Brock | 6-0 | 6 | 1.0 | 0-4 | .000 | 0-2 | .000 | 0-0 | .000 | 0 | 2 | 2 | 0.3 | 0 | 0 | 0 | 0 | 0 | 0 | 0 | 0.0 | | |
| Team | | | | | | | | | | | 31 | 40 | 71 | | | | | | 14 | | | | | |
| Total..... | | 24 | 4853 | | 700-1414 | .495 | 202-525 | .385 | 364-501 | .727 | 277 | 733 | 1010 | 42.1 | 436 | 4 | 485 | 322 | 137 | 135 | 1966 | 81.9 | | |
| Opponents..... | | 24 | 4851 | | 562-1514 | .371 | 176-553 | .318 | 308-449 | .686 | 285 | 505 | 790 | 32.9 | 463 | - | 304 | 256 | 71 | 153 | 1608 | 67.0 | | |

| TEAM STATISTICS | MSU | OPP | Date | Opponent | Score | Att. |
|------------------------|----------|----------|------------|-------------------|-----------|-------|
| SCORING | 1966 | 1608 | 11/06/18 | vs Kansas | L 87-92 | 18907 |
| Points per game | 81.9 | 67.0 | 11/11/18 | FGCU | w 106-82 | 14797 |
| Scoring margin | +14.9 | - | 11/14/18 | LA-MONROE | w 80-59 | 14797 |
| FIELD GOALS-ATT | 700-1414 | 562-1514 | 11/18/18 | TENNESSEE TECH | w 101-33 | 14797 |
| Field goal pct | .495 | .371 | 11/22/18 | vs UCLA | w 87-67 | 7489 |
| 3 POINT FG-ATT | 202-525 | 176-553 | 11/23/18 | vs Univ. of Texas | w 78-68 | 6500 |
| 3-point FG pct | .385 | .318 | 11/27/18 | at Louisville | Lot 78-82 | 15477 |
| 3-pt FG made per game | 8.4 | 7.3 | * 11/30/18 | at Rutgers | w 78-67 | 8000 |
| FREE THROWS-ATT | 364-501 | 308-449 | * 12/03/18 | IOWA | w 90-68 | 14797 |
| Free throw pct | .727 | .686 | 12/8/18 | at Florida | w 63-59 | 10423 |
| F-Throws made per game | 15.2 | 12.8 | 12/16/18 | GREEN BAY | w 104-83 | 14797 |
| REBOUNDS | 1010 | 790 | 12/21/18 | OAKLAND | w 99-69 | 14797 |
| Rebounds per game | 42.1 | 32.9 | 12/29/18 | NORTHERN ILL. | w 88-60 | 14797 |
| Rebounding margin | +9.2 | - | * 01/02/19 | NORTHWESTERN | w 81-55 | 14797 |
| ASSISTS | 485 | 304 | * 01/05/19 | at Ohio State | w 86-77 | 18809 |
| Assists per game | 20.2 | 12.7 | * 01/08/19 | PURDUE | w 77-59 | 14797 |
| TURNOVERS | 322 | 256 | * 1/13/19 | at Penn State | w 71-56 | 10196 |
| Turnovers per game | 13.4 | 10.7 | * 01/17/19 | at Nebraska | w 70-64 | 15923 |
| Turnover margin | -2.7 | - | * 01/21/19 | MARYLAND | w 69-55 | 14797 |
| Assist/turnover ratio | 1.5 | 1.2 | * 01/24/19 | at IOWA | w 82-67 | 14416 |
| STEALS | 135 | 153 | * 01/27/19 | at Purdue | L 63-73 | 14804 |
| Steals per game | 5.6 | 6.4 | * 02/02/19 | INDIANA | Lot 75-79 | 14797 |
| BLOCKS | 137 | 71 | * 02/05/19 | at Illinois | L 74-79 | 12960 |
| Blocks per game | 5.7 | 3.0 | * 02/09/19 | MINNESOTA | w 79-55 | 14797 |
| ATTENDANCE | 177564 | 153904 | | | | |
| Home games-Avg/Game | 12-14797 | 9-13445 | | | | |
| Neutral site-Avg/Game | - | 3-10965 | | | | |

* = Conference game

| Score by Periods | 1st | 2nd | OT | Totals |
|------------------|-----|------|----|--------|
| MSU | 939 | 1007 | 20 | 1966 |
| Opponents | 757 | 823 | 28 | 1608 |

THE STAT CREW SYSTEM
MSU Combined Team Statistics (as of Feb 09, 2019)
Conference games only

Overall record: 10-3 Conf: 10-3 Home: 5-1 Away: 5-2 Neutral: 0-0

| ## | Player | gp-gs | min | avg | Total | | 3-Point | | F-Throw | | Rebounds | | | | pf | dq | a | to | blk | stl | pts | avg |
|----------------|---------------------|-------|------|------|---------|------|---------|-------|---------|-------|----------|-----|-----|------|-----|----|-----|-----|-----|-----|-----|------|
| | | | | | fg-fga | fg% | 3fg-fga | 3fg% | ft-fa | ft% | off | def | tot | avg | | | | | | | | |
| 05 | WINSTON, Cassius | 13-13 | 448 | 34.5 | 79-167 | .473 | 28-64 | .438 | 63-80 | .788 | 7 | 30 | 37 | 2.8 | 27 | 0 | 99 | 41 | 1 | 17 | 249 | 19.2 |
| 44 | WARD, Nick | 13-12 | 321 | 24.7 | 78-133 | .586 | 2-2 | 1.000 | 51-79 | .646 | 26 | 67 | 93 | 7.2 | 38 | 0 | 6 | 32 | 18 | 3 | 209 | 16.1 |
| 01 | LANGFORD, Joshua | 2-2 | 68 | 34.0 | 9-25 | .360 | 4-9 | .444 | 6-6 | 1.000 | 0 | 5 | 5 | 2.5 | 4 | 0 | 7 | 3 | 0 | 3 | 28 | 14.0 |
| 20 | McQUAID, Matt | 11-11 | 358 | 32.5 | 35-84 | .417 | 25-57 | .439 | 12-15 | .800 | 11 | 30 | 41 | 3.7 | 29 | 1 | 26 | 5 | 2 | 10 | 107 | 9.7 |
| 23 | TILLMAN, Xavier | 13-1 | 291 | 22.4 | 45-75 | .600 | 2-14 | .143 | 34-42 | .810 | 27 | 49 | 76 | 5.8 | 39 | 0 | 20 | 19 | 20 | 9 | 126 | 9.7 |
| 25 | GOINS, Kenny | 13-13 | 379 | 29.2 | 37-86 | .430 | 14-41 | .341 | 17-20 | .850 | 27 | 90 | 117 | 9.0 | 32 | 1 | 33 | 21 | 22 | 13 | 105 | 8.1 |
| 11 | HENRY, Aaron | 13-7 | 286 | 22.0 | 30-50 | .600 | 2-8 | .250 | 8-15 | .533 | 9 | 31 | 40 | 3.1 | 23 | 0 | 22 | 20 | 7 | 12 | 70 | 5.4 |
| 00 | AHRENS, Kyle | 10-6 | 222 | 22.2 | 20-47 | .426 | 6-28 | .214 | 6-7 | .857 | 10 | 18 | 28 | 2.8 | 16 | 0 | 18 | 8 | 0 | 5 | 52 | 5.2 |
| 15 | KITHIER, Thomas | 9-0 | 41 | 4.6 | 8-10 | .800 | 0-0 | .000 | 2-3 | .667 | 9 | 7 | 16 | 1.8 | 6 | 0 | 1 | 2 | 0 | 1 | 18 | 2.0 |
| 13 | BROWN, Gabe | 13-0 | 109 | 8.4 | 5-22 | .227 | 3-17 | .176 | 7-8 | .875 | 4 | 12 | 16 | 1.2 | 4 | 0 | 2 | 2 | 2 | 1 | 20 | 1.5 |
| 40 | BURKE, Braden | 3-0 | 4 | 1.3 | 1-3 | .333 | 0-0 | .000 | 0-0 | .000 | 1 | 0 | 1 | 0.3 | 1 | 0 | 0 | 0 | 0 | 0 | 2 | 0.7 |
| 03 | LOYER, Foster | 13-0 | 65 | 5.0 | 3-11 | .273 | 1-7 | .143 | 0-0 | .000 | 1 | 6 | 7 | 0.5 | 7 | 0 | 10 | 8 | 0 | 0 | 7 | 0.5 |
| 41 | GEORGE, Conner | 7-0 | 8 | 1.1 | 1-2 | .500 | 0-0 | .000 | 0-0 | .000 | 0 | 2 | 2 | 0.3 | 1 | 0 | 0 | 0 | 0 | 0 | 2 | 0.3 |
| 14 | WASHINGTON, Brock | 3-0 | 2 | 0.7 | 0-0 | .000 | 0-0 | .000 | 0-0 | .000 | 0 | 0 | 0 | 0.0 | 0 | 0 | 0 | 0 | 0 | 0 | 0 | 0.0 |
| 10 | HOIBERG, Jack | 4-0 | 5 | 1.3 | 0-1 | .000 | 0-0 | .000 | 0-0 | .000 | 0 | 1 | 1 | 0.3 | 0 | 0 | 0 | 1 | 0 | 0 | 0 | 0.0 |
| 30 | BINGHAM,JR., Marcus | 7-0 | 18 | 2.6 | 0-5 | .000 | 0-4 | .000 | 0-0 | .000 | 0 | 5 | 5 | 0.7 | 4 | 0 | 3 | 0 | 1 | 0 | 0 | 0.0 |
| Team | | | | | | | | | | | 17 | 20 | 37 | | | | | 8 | | | | |
| Total..... | | 13 | 2625 | | 351-721 | .487 | 87-251 | .347 | 206-275 | .749 | 149 | 373 | 522 | 40.2 | 231 | 2 | 247 | 170 | 73 | 74 | 995 | 76.5 |
| Opponents..... | | 13 | 2625 | | 302-820 | .368 | 91-305 | .298 | 159-224 | .710 | 179 | 257 | 436 | 33.5 | 244 | - | 175 | 133 | 35 | 79 | 854 | 65.7 |

| TEAM STATISTICS | MSU | OPP | Date | Opponent | Score | Att. |
|------------------------|---------|---------|---------------------|---------------|-----------|-------|
| SCORING | 995 | 854 | * 11/30/18 | at Rutgers | w 78-67 | 8000 |
| Points per game | 76.5 | 65.7 | * 12/03/18 | IOWA | w 90-68 | 14797 |
| Scoring margin | +10.8 | - | * 01/02/19 | NORTHWESTERN | w 81-55 | 14797 |
| FIELD GOALS-ATT | 351-721 | 302-820 | * 01/05/19 | at Ohio State | w 86-77 | 18809 |
| Field goal pct | .487 | .368 | * 01/08/19 | PURDUE | w 77-59 | 14797 |
| 3 POINT FG-ATT | 87-251 | 91-305 | * 1/13/19 | at Penn State | w 71-56 | 10196 |
| 3-point FG pct | .347 | .298 | * 01/17/19 | at Nebraska | w 70-64 | 15923 |
| 3-pt FG made per game | 6.7 | 7.0 | * 01/21/19 | MARYLAND | w 69-55 | 14797 |
| FREE THROWS-ATT | 206-275 | 159-224 | * 01/24/19 | at IOWA | w 82-67 | 14416 |
| Free throw pct | .749 | .710 | * 01/27/19 | at Purdue | L 63-73 | 14804 |
| F-Throws made per game | 15.8 | 12.2 | * 02/02/19 | INDIANA | Lot 75-79 | 14797 |
| REBOUNDS | 522 | 436 | * 02/05/19 | at Illinois | L 74-79 | 12960 |
| Rebounds per game | 40.2 | 33.5 | * 02/09/19 | MINNESOTA | w 79-55 | 14797 |
| Rebounding margin | +6.6 | - | | | | |
| ASSISTS | 247 | 175 | * = Conference game | | | |
| Assists per game | 19.0 | 13.5 | | | | |
| TURNOVERS | 170 | 133 | | | | |
| Turnovers per game | 13.1 | 10.2 | | | | |
| Turnover margin | -2.8 | - | | | | |
| Assist/turnover ratio | 1.5 | 1.3 | | | | |
| STEALS | 74 | 79 | | | | |
| Steals per game | 5.7 | 6.1 | | | | |
| BLOCKS | 73 | 35 | | | | |
| Blocks per game | 5.6 | 2.7 | | | | |
| ATTENDANCE | 88782 | 95108 | | | | |
| Home games-Avg/Game | 6-14797 | 7-13587 | | | | |
| Neutral site-Avg/Game | - | 0-0 | | | | |

| Score by Periods | 1st | 2nd | OT | Totals |
|------------------|-----|-----|----|--------|
| MSU | 461 | 525 | 9 | 995 |
| Opponents | 408 | 433 | 13 | 854 |

Official Basketball Box Score -- Game Totals -- Final Statistics
Michigan St. vs Kansas
11/06/18 6:00 pm at BankersLife Fieldhouse, Indianapolis, IN

Michigan St. 87 • 0-1

| # | Player | | Total | 3-Ptr | Rebounds | | | | | | | | | | |
|----------------------------|--------------------|---|-----------------------|--------|----------|-------------------|-----|-------|-----------------------|----|----|----|-----|-----|-----|
| | | | FG-FGA | FG-FGA | FT-FTA | Off | Def | Total | PF | TP | A | TO | Blk | Stl | Min |
| 25 | Kenny Goins | f | 5-11 | 3-8 | 4-6 | 1 | 10 | 11 | 3 | 17 | 3 | 0 | 1 | 0 | 33 |
| 44 | Nick Ward | f | 2-8 | 0-0 | 5-10 | 0 | 5 | 5 | 4 | 9 | 0 | 5 | 1 | 1 | 26 |
| 01 | Joshua Langford | g | 5-11 | 4-6 | 4-4 | 3 | 1 | 4 | 4 | 18 | 1 | 2 | 1 | 0 | 29 |
| 05 | Cassius Winston | g | 3-10 | 2-4 | 5-6 | 0 | 3 | 3 | 2 | 13 | 11 | 5 | 0 | 2 | 34 |
| 20 | Matt McQuaid | g | 3-6 | 1-2 | 5-6 | 0 | 5 | 5 | 2 | 12 | 3 | 1 | 1 | 0 | 34 |
| 00 | Kyle Ahrens | | 2-4 | 2-3 | 0-0 | 0 | 3 | 3 | 2 | 6 | 0 | 1 | 0 | 1 | 9 |
| 03 | Foster Loyer | | 1-1 | 0-0 | 0-0 | 0 | 0 | 0 | 0 | 2 | 0 | 1 | 0 | 0 | 5 |
| 11 | Aaron Henry | | 2-4 | 0-0 | 0-2 | 0 | 3 | 3 | 1 | 4 | 0 | 0 | 0 | 1 | 15 |
| 15 | Thomas Kithier | | 0-0 | 0-0 | 0-0 | 0 | 1 | 1 | 2 | 0 | 0 | 0 | 0 | 0 | 3 |
| 23 | Xavier Tillman | | 3-4 | 0-0 | 0-1 | 1 | 1 | 2 | 5 | 6 | 1 | 3 | 2 | 0 | 13 |
| 30 | Marcus Bingham Jr. | | 0-0 | 0-0 | 0-0 | 0 | 0 | 0 | 0 | 0 | 0 | 0 | 1 | 0 | 1 |
| | Team | | | | | 2 | 1 | 3 | | | | | | | |
| Totals | | | 26-59 | 12-23 | 23-35 | 7 | 33 | 40 | 25 | 87 | 19 | 18 | 7 | 5 | 202 |
| FG % 1st Half: 9-26 34.6% | | | 2nd half: 17-33 51.5% | | | Game: 26-59 44.1% | | | Deadball Rebounds 8,1 | | | | | | |
| 3FG % 1st Half: 4-9 44.4% | | | 2nd half: 8-14 57.1% | | | Game: 12-23 52.2% | | | | | | | | | |
| FT % 1st Half: 14-25 56.0% | | | 2nd half: 9-10 90.0% | | | Game: 23-35 65.7% | | | | | | | | | |

Kansas 92 • 1-0

| # | Player | | Total | | 3-Ptr | | Rebounds | | | PF | TP | A TO Blk Stl | | | | Min |
|----------------------------|-----------------|---|-----------------------|--------|--------|-------------------|----------|-----|-----------------------|----|----|--------------|-----|-----|----|-----|
| | | | FG-FGA | FG-FGA | FT-FTA | Off | Def | Tot | A | | | TO | Blk | Stl | | |
| 01 | Dedric Lawson | f | 5-18 | 0-2 | 10-12 | 4 | 10 | 14 | 2 | 20 | 6 | 2 | 2 | 2 | 38 | |
| 35 | Udoka Azubuike | c | 7-10 | 0-0 | 3-7 | 2 | 1 | 3 | 4 | 17 | 1 | 2 | 4 | 1 | 20 | |
| 05 | Quentin Grimes | g | 7-14 | 6-10 | 1-2 | 0 | 1 | 1 | 3 | 21 | 4 | 1 | 0 | 1 | 30 | |
| 11 | Devon Dotson | g | 6-11 | 3-5 | 1-2 | 0 | 2 | 2 | 3 | 16 | 3 | 4 | 0 | 3 | 34 | |
| 24 | Lagerald Vick | g | 1-7 | 0-4 | 0-0 | 0 | 3 | 3 | 2 | 2 | 3 | 2 | 0 | 3 | 32 | |
| 00 | Marcus Garrett | | 1-3 | 0-0 | 2-2 | 0 | 1 | 1 | 4 | 4 | 2 | 0 | 0 | 0 | 14 | |
| 02 | Charlie Moore | | 0-1 | 0-1 | 1-2 | 2 | 1 | 3 | 3 | 1 | 0 | 0 | 0 | 0 | 11 | |
| 13 | K.J. Lawson | | 1-1 | 1-1 | 1-2 | 1 | 5 | 6 | 3 | 4 | 1 | 0 | 0 | 0 | 10 | |
| 33 | David McCormack | | 1-2 | 0-0 | 1-4 | 1 | 2 | 3 | 1 | 3 | 1 | 0 | 0 | 0 | 5 | |
| 44 | Mitch Lightfoot | | 2-2 | 0-0 | 0-0 | 1 | 0 | 1 | 3 | 4 | 0 | 0 | 1 | 0 | 6 | |
| Team | | | | | | 2 | 3 | 5 | | | | | | | | |
| Totals | | | | 31-69 | 10-23 | 20-33 | 13 | 29 | 42 | 28 | 92 | 21 | 11 | 7 | 10 | 200 |
| FG % 1st Half: 19-40 47.5% | | | 2nd half: 12-29 41.4% | | | Game: 31-69 44.9% | | | Deadball Rebounds 4,1 | | | | | | | |
| 3FG % 1st Half: 5-12 41.7% | | | 2nd half: 5-11 45.5% | | | Game: 10-23 43.5% | | | | | | | | | | |
| FT % 1st Half: 7-12 58.3% | | | 2nd half: 13-21 61.9% | | | Game: 20-33 60.6% | | | | | | | | | | |

Officials: Mike Eades, Terry Wymer, Keith Kimble
Technical fouls: Michigan St.-None. Kansas-None.
Attendance: 18907
2018-19 Men's Basketball. Round: 0. Kansas vs Michigan St.. Played at .

| Score by periods | 1st | 2nd | Total |
|------------------|-----|-----|-------|
| Michigan St. | 36 | 51 | 87 |
| Kansas | 50 | 42 | 92 |

Official Basketball Box Score -- Game Totals -- Final Statistics
FGCU vs Michigan St.
11/11/18 6:00 pm at

FGCU 82 • 1-2

| # | Player | | Total | | 3-Ptr | | Rebounds | | | PF | TP | A TO Blk Stl | | | | Min |
|----------------------|-------------------|---|--------|-----------------|--------|-------------|----------|-----|-------|------------------------|----|--------------|---|----|-----|-----|
| | | | FG-FGA | FG-FGA | FT-FTA | Off | Def | Tot | | | | | | | | |
| 01 | Troy Baxter Jr | f | 9-17 | 2-5 | 0-1 | 1 | 3 | 4 | 1 | 20 | 3 | 1 | 1 | 1 | 31 | |
| 11 | Brady Ernst | f | 0-4 | 0-0 | 3-6 | 3 | 2 | 5 | 3 | 0 | 0 | 0 | 0 | 0 | 19 | |
| 11 | Shadrac Casimir | g | 1-5 | 1-2 | 4-4 | 0 | 1 | 1 | 2 | 7 | 3 | 1 | 0 | 2 | 31 | |
| 22 | Haanif Cheatham | g | 3-4 | 1-1 | 1-1 | 0 | 3 | 3 | 2 | 8 | 3 | 3 | 0 | 1 | 13 | |
| 31 | Dinero Mercurius | g | 3-9 | 2-5 | 1-1 | 0 | 1 | 1 | 0 | 9 | 3 | 1 | 0 | 3 | 24 | |
| 00 | Decardo Day | | 2-6 | 0-2 | 0-0 | 0 | 1 | 1 | 2 | 4 | 7 | 3 | 0 | 2 | 26 | |
| 02 | Caleb Catto | | 0-1 | 0-1 | 0-0 | 0 | 1 | 1 | 0 | 0 | 1 | 1 | 0 | 0 | 7 | |
| 03 | Christian Carlyle | | 6-8 | 0-1 | 8-12 | 2 | 3 | 5 | 2 | 20 | 2 | 2 | 1 | 0 | 24 | |
| 04 | Zach Scott | | 2-3 | 2-2 | 0-0 | 0 | 0 | 0 | 0 | 6 | 0 | 1 | 0 | 1 | 12 | |
| 15 | Ricky Doyle | | 2-5 | 0-0 | 1-2 | 0 | 2 | 2 | 3 | 5 | 0 | 1 | 1 | 0 | 13 | |
| | Team | | | | | 1 | 1 | 2 | | | | | | | | |
| Totals | | | 28-62 | 8-19 | 18-27 | 7 | 18 | 25 | 17 | 82 | 22 | 14 | 3 | 10 | 200 | |
| FG % 1st Half: 12-31 | | | 38.7% | 2nd half: 16-31 | 51.6% | Game: 28-62 | | | 45.2% | Deadball Rebounds 7 | | | | | | |
| 3FG % 1st Half: 5-14 | | | 35.7% | 2nd half: 3-5 | 60.0% | Game: 8-19 | | | 42.1% | | | | | | | |
| FT % 1st Half: 6-7 | | | 85.7% | 2nd half: 12-20 | 60.0% | Game: 18-27 | | | 66.7% | | | | | | | |

Michigan St. 106 • 1-1

| # | Player | Total | | | 3-Ptr | | | Rebounds | | | PF | TP | A TO Blk Stl | | | | Min |
|----------------------|--------------------|--------|-----------------|--------|-------|-------------|-------|----------|------------------------|-----|----|----|--------------|----|-----|--|-----|
| | | FG-FGA | FG-FGA | FT-FTA | Off | Def | Total | A | TO | Blk | | | Stl | | | | |
| 25 | Kenny Goins | f | 3-5 | 0-1 | 0-0 | 3 | 2 | 5 | 1 | 6 | 5 | 1 | 0 | 0 | 17 | | |
| 44 | Nick Ward | f | 7-11 | 0-0 | 11-17 | 6 | 4 | 10 | 2 | 25 | 4 | 2 | 2 | 0 | 23 | | |
| 01 | Joshua Langford | g | 7-15 | 1-6 | 3-3 | 2 | 8 | 10 | 3 | 18 | 1 | 2 | 0 | 0 | 31 | | |
| 05 | Cassius Winston | g | 6-12 | 2-5 | 0-0 | 0 | 3 | 3 | 3 | 14 | 8 | 2 | 0 | 2 | 25 | | |
| 20 | Matt McQuaid | g | 5-11 | 2-6 | 0-0 | 0 | 0 | 0 | 3 | 12 | 5 | 2 | 0 | 2 | 28 | | |
| 00 | Kyle Ahrens | | 2-5 | 0-1 | 0-0 | 3 | 3 | 6 | 1 | 4 | 0 | 1 | 0 | 2 | 17 | | |
| 03 | Foster Loyer | | 0-1 | 0-1 | 2-2 | 0 | 1 | 1 | 3 | 2 | 2 | 1 | 0 | 0 | 9 | | |
| 10 | Jack Holberg | | 0-0 | 0-0 | 0-0 | 0 | 0 | 0 | 0 | 0 | 1 | 2 | 0 | 0 | 1 | | |
| 11 | Aaron Henry | | 4-6 | 1-1 | 0-0 | 2 | 1 | 3 | 4 | 9 | 3 | 1 | 1 | 2 | 15 | | |
| 13 | Gabe Brown | | 1-1 | 0-0 | 0-0 | 0 | 1 | 1 | 0 | 2 | 0 | 0 | 0 | 0 | 7 | | |
| 15 | Thomas Kithier | | 0-0 | 0-0 | 0-0 | 0 | 1 | 1 | 0 | 0 | 0 | 0 | 0 | 0 | 1 | | |
| 23 | Xavier Tillman | | 4-6 | 0-0 | 0-1 | 2 | 4 | 6 | 2 | 8 | 4 | 0 | 2 | 2 | 18 | | |
| 30 | Marcus Bingham Jr. | | 2-4 | 2-2 | 0-0 | 1 | 1 | 2 | 0 | 6 | 0 | 1 | 1 | 0 | 6 | | |
| 41 | Conner George | | 0-0 | 0-0 | 0-0 | 0 | 0 | 0 | 0 | 0 | 0 | 0 | 0 | 0 | 1 | | |
| Team | | | | | | 1 | 0 | 1 | | | | 1 | | | | | |
| Totals | | | 41-77 | 8-23 | 16-23 | 20 | 29 | 49 | 22 | 106 | 33 | 16 | 6 | 10 | 199 | | |
| FG % 1st Half: 20-40 | | 50.0% | 2nd half: 21-37 | | 56.8% | Game: 41-77 | | 53.2% | Deadball Rebounds 5 | | | | | | | | |
| 3FG % 1st Half: 7-16 | | 43.8% | 2nd half: 1-7 | | 14.3% | Game: 8-23 | | 34.8% | | | | | | | | | |
| FT % 1st Half: 12-16 | | 75.0% | 2nd half: 4-7 | | 57.1% | Game: 16-23 | | 69.6% | | | | | | | | | |

Officials: Bo Boroski, Bill Elk, Mike Eades
Technical fouls: FGCU-None. Michigan St.-None.
Attendance: 14797
2018-19 Men's Basketball. Round: 0. FGCU vs Michigan St.. Played at .

| Score by periods | 1st | 2nd | Total |
|------------------|-----|-----|-------|
| FGCU | 35 | 47 | 82 |
| Michigan St. | 59 | 47 | 106 |

Official Basketball Box Score -- Game Totals -- Final Statistics
La.-Monroe vs Michigan St.
11/14/18 7:00 pm at Breslin Center, East Lansing, Mich.

La.-Monroe 59 • 2-2

| # | Player | | Total | | 3-Ptr | | Rebounds | | | | PF | TP | A | TO | Blk | Stl | Min |
|----------------------|------------------|---|--------|-----------------|--------|-----|----------|-------------|----|----|-------|---------------------|---|----|-----|-----|-----|
| | | | FG-FGA | FG-FGA | FT-FTA | Off | Def | Total | | | | | | | | | |
| 01 | Travis Munnings | f | 1-14 | 0-5 | 3-6 | 3 | 9 | 12 | 3 | 5 | 4 | 1 | 0 | 3 | 37 | | |
| 11 | Andre Washington | f | 1-3 | 0-0 | 1-2 | 3 | 8 | 11 | 0 | 3 | 0 | 0 | 0 | 0 | 31 | | |
| 02 | Michael Ertel | g | 7-14 | 2-4 | 4-4 | 0 | 3 | 3 | 2 | 20 | 1 | 2 | 0 | 0 | 39 | | |
| 03 | Javien Williams | g | 7-17 | 3-8 | 8-10 | 2 | 1 | 3 | 3 | 25 | 0 | 4 | 0 | 2 | 36 | | |
| 53 | Jontray Harris | g | 2-8 | 0-2 | 1-1 | 0 | 2 | 2 | 3 | 5 | 0 | 1 | 0 | 0 | 29 | | |
| 00 | Brandon Newman | | 0-2 | 0-0 | 1-2 | 0 | 3 | 3 | 4 | 1 | 1 | 0 | 0 | 0 | 15 | | |
| 10 | Tyree White | | 0-0 | 0-0 | 0-0 | 0 | 0 | 0 | 0 | 0 | 0 | 0 | 0 | 0 | 11 | | |
| 13 | Jalen Hodge | | 0-0 | 0-0 | 0-0 | 0 | 1 | 1 | 1 | 0 | 0 | 0 | 0 | 0 | 1 | | |
| 25 | Wade Martin | | 0-1 | 0-0 | 0-0 | 0 | 0 | 0 | 0 | 0 | 0 | 0 | 0 | 0 | 1 | | |
| Team | | | | | | 0 | 2 | 2 | | | | | | | | | |
| Totals | | | 18-59 | 5-19 | 18-25 | 8 | 29 | 37 | 19 | 59 | 6 | 9 | 0 | 5 | 200 | | |
| FG % 1st Half: 10-31 | | | 32.3% | 2nd half: 8-28 | | | 28.6% | Game: 18-59 | | | 30.5% | Deadball Rebounds 3 | | | | | |
| 3FG % 1st Half: 3-10 | | | 30.0% | 2nd half: 2-9 | | | 22.2% | Game: 5-19 | | | 26.3% | | | | | | |
| FT % 1st Half: 6-8 | | | 75.0% | 2nd half: 12-17 | | | 70.6% | Game: 18-25 | | | 72.0% | | | | | | |

Official Basketball Box Score -- Game Totals -- Final Statistics
Michigan St. vs UCLA
11/22/18 1:00pm at Orleans Arena Las Vegas, NV

Michigan St. 87 • 4-1

| # | Player | Total | | 3-Ptr | | Rebounds | | | PF | TP | A TO Blk Stl | | | | Min |
|-----------------------|--------------------|--------|-----------------|--------|-------------|-------------|----|-------|----------|----|--------------|----|---|---|-----|
| | | FG-FGA | FG-FGA | FT-FTA | Off Def Tot | | | | | | | | | | |
| 25 | Kenny Goins | f | 3-5 | 0-0 | 0-1 | 3 | 10 | 13 | 3 | 6 | 1 | 0 | 2 | 0 | 20 |
| 44 | Nick Ward | f | 6-10 | 0-0 | 4-4 | 2 | 3 | 5 | 2 | 16 | 2 | 0 | 1 | 0 | 22 |
| 01 | Joshua Langford | g | 5-10 | 3-7 | 1-3 | 0 | 2 | 2 | 3 | 14 | 1 | 5 | 0 | 1 | 25 |
| 05 | Cassius Winston | g | 8-15 | 3-6 | 0-1 | 0 | 2 | 2 | 4 | 19 | 7 | 1 | 0 | 0 | 26 |
| 20 | Matt McQuaid | g | 4-7 | 3-5 | 0-0 | 2 | 1 | 3 | 3 | 11 | 2 | 2 | 0 | 0 | 28 |
| 00 | Kyle Ahrens | | 3-3 | 2-2 | 0-0 | 0 | 2 | 2 | 2 | 8 | 3 | 0 | 0 | 0 | 21 |
| 03 | Foster Loyer | | 1-2 | 1-1 | 2-2 | 0 | 1 | 1 | 1 | 5 | 1 | 1 | 0 | 0 | 5 |
| 11 | Aaron Henry | | 0-3 | 0-0 | 0-0 | 0 | 2 | 2 | 0 | 0 | 0 | 0 | 0 | 0 | 10 |
| 13 | Gabe Brown | | 0-1 | 0-1 | 0-0 | 0 | 0 | 0 | 0 | 0 | 0 | 0 | 0 | 0 | 5 |
| 15 | Thomas Kithier | | 1-2 | 0-0 | 0-0 | 0 | 0 | 0 | 1 | 2 | 1 | 1 | 0 | 0 | 11 |
| 23 | Xavier Tillman | | 0-2 | 0-0 | 0-3 | 0 | 2 | 2 | 3 | 0 | 1 | 2 | 2 | 0 | 18 |
| 30 | Marcus Bingham Jr. | | 1-2 | 1-2 | 3-4 | 1 | 3 | 4 | 1 | 6 | 1 | 0 | 0 | 0 | 9 |
| Team | | | | | | 0 | 1 | 1 | | | | | | | |
| Totals | | | 32-62 | 13-24 | 10-18 | 8 | 29 | 37 | 23 | 87 | 20 | 12 | 5 | 1 | 200 |
| FG % 1st Half: 18-30 | | 60.0% | 2nd half: 14-32 | | 43.8% | Game: 32-62 | | 51.6% | Deadball | | | | | | |
| 3FG % 1st Half: 10-17 | | 58.8% | 2nd half: 3-7 | | 42.9% | Game: 13-24 | | 54.2% | Rebounds | | | | | | |
| FT % 1st Half: 5-10 | | 50.0% | 2nd half: 5-8 | | 62.5% | Game: 10-18 | | 55.6% | 6 | | | | | | |

UCLA 67 • 4-1

| # | Player | Total | | 3-Ptr | | Rebounds | | | PF | TP | A TO Blk Stl | | | | Min |
|----------------------|------------------|--------|-----------------|--------|-------------|-------------|----|-------|----------|----|--------------|----|---|---|-----|
| | | FG-FGA | FG-FGA | FT-FTA | Off Def Tot | | | | | | | | | | |
| 24 | Hill, Jalen | f | 0-1 | 0-0 | 2-2 | 0 | 0 | 0 | 3 | 2 | 0 | 0 | 0 | 1 | 12 |
| 01 | Brown, Moses | c | 2-5 | 0-0 | 1-4 | 2 | 8 | 10 | 2 | 5 | 0 | 2 | 3 | 0 | 21 |
| 04 | Hands, Jaylen | g | 4-12 | 2-5 | 1-1 | 0 | 4 | 4 | 1 | 11 | 3 | 1 | 0 | 1 | 26 |
| 13 | Wilkes, Kris | g | 5-12 | 2-4 | 3-4 | 0 | 1 | 1 | 3 | 15 | 0 | 2 | 1 | 1 | 32 |
| 23 | Ali, Prince | g | 0-5 | 0-2 | 3-4 | 1 | 0 | 1 | 2 | 3 | 1 | 2 | 0 | 0 | 22 |
| 02 | Riley, Cody | | 4-9 | 0-1 | 2-2 | 2 | 0 | 2 | 3 | 10 | 2 | 1 | 0 | 1 | 17 |
| 03 | Bernard, Jules | | 0-6 | 0-2 | 1-2 | 1 | 2 | 3 | 3 | 1 | 0 | 0 | 0 | 0 | 17 |
| 05 | Smith, Chris | | 4-7 | 0-2 | 3-4 | 0 | 3 | 3 | 4 | 11 | 2 | 1 | 2 | 0 | 28 |
| 14 | Nwuba, Kenneth | | 1-1 | 0-0 | 2-2 | 1 | 2 | 3 | 0 | 4 | 0 | 0 | 0 | 0 | 6 |
| 34 | Singleton, David | | 1-1 | 1-1 | 2-3 | 0 | 3 | 3 | 0 | 5 | 0 | 0 | 0 | 1 | 19 |
| Team | | | | | | 2 | 1 | 3 | | | 1 | | | | |
| Totals | | | 21-59 | 5-17 | 20-28 | 9 | 24 | 33 | 21 | 67 | 8 | 10 | 6 | 5 | 200 |
| FG % 1st Half: 8-33 | | 24.2% | 2nd half: 13-26 | | 50.0% | Game: 21-59 | | 35.6% | Deadball | | | | | | |
| 3FG % 1st Half: 1-11 | | 9.1% | 2nd half: 4-6 | | 66.7% | Game: 13-24 | | 54.2% | Rebounds | | | | | | |
| FT % 1st Half: 9-13 | | 69.2% | 2nd half: 11-15 | | 73.3% | Game: 20-28 | | 71.4% | 8 | | | | | | |

Officials: Ron Groover, Lee Cassell, Brian O'Connell
Technical fouls: Michigan St.-None. UCLA-Riley, Cody.
Attendance: 7489
Las Vegas Invitational Semi-Final
10:28 Flagrant 1 UCLA #2

| Score by periods | 1st | 2nd | Total |
|------------------|-----|-----|-------|
| Michigan St. | 51 | 36 | 87 |
| UCLA | 26 | 41 | 67 |

Last FG - MSU 2nd-00:02, UCLA 2nd-01:34.
Largest lead - MSU by 29 1st-01:49, UCLA None.
MSU led for 39:28, UCLA led for 00:00. Game was tied for 00:32.

Official Basketball Box Score -- Game Totals -- Final Statistics
Michigan State vs Univ. of Texas
11/23/18 3:30pm at The Orleans Arena Las Vegas, NV

Michigan State 78 • 5-1

| # | Player | Total | | 3-Ptr | | Rebounds | | | PF | TP | A TO Blk Stl | | | | Min |
|----------------------|---------------------|--------|-----------------|--------|-------------|-------------|----|-------|----------|----|--------------|----|---|---|-----|
| | | FG-FGA | FG-FGA | FT-FTA | Off Def Tot | | | | | | | | | | |
| 25 | GOINS, Kenny | f | 2-3 | 1-2 | 1-2 | 2 | 2 | 4 | 4 | 6 | 0 | 5 | 0 | 0 | 31 |
| 44 | WARD, Nick | f | 2-7 | 0-0 | 2-5 | 3 | 5 | 8 | 1 | 6 | 2 | 1 | 2 | 1 | 20 |
| 01 | LANGFORD, Joshua | g | 10-16 | 5-6 | 4-4 | 1 | 4 | 5 | 3 | 29 | 0 | 2 | 0 | 0 | 35 |
| 05 | WINSTON, Cassius | g | 5-11 | 4-8 | 6-6 | 0 | 4 | 4 | 3 | 20 | 10 | 7 | 0 | 2 | 37 |
| 20 | MCQUAID, Matt | g | 1-4 | 1-3 | 0-0 | 0 | 2 | 2 | 3 | 3 | 0 | 2 | 0 | 0 | 19 |
| 00 | AHRENS, Kyle | | 1-2 | 0-0 | 0-0 | 0 | 0 | 0 | 0 | 2 | 2 | 1 | 0 | 0 | 10 |
| 03 | LOYER, Foster | | 0-0 | 0-0 | 0-0 | 0 | 0 | 0 | 1 | 0 | 0 | 0 | 0 | 0 | 1 |
| 11 | HENRY, Aaron | | 3-5 | 1-1 | 1-1 | 2 | 4 | 6 | 1 | 8 | 1 | 0 | 0 | 0 | 21 |
| 15 | KITHIER, Thomas | | 1-1 | 0-0 | 0-0 | 0 | 1 | 1 | 0 | 2 | 0 | 0 | 0 | 0 | 3 |
| 23 | TILLMAN, Xavier | | 1-2 | 0-0 | 0-0 | 2 | 4 | 6 | 2 | 2 | 2 | 3 | 1 | 1 | 20 |
| 30 | BINGHAM,JR., Marcus | | 0-0 | 0-0 | 0-0 | 0 | 1 | 1 | 0 | 0 | 0 | 1 | 0 | 0 | 3 |
| Team | | | | | | 3 | 2 | 5 | | | 2 | | | | |
| Totals | | | 26-51 | 12-20 | 14-18 | 13 | 29 | 42 | 18 | 78 | 17 | 24 | 3 | 4 | 200 |
| FG % 1st Half: 14-29 | | 48.3% | 2nd half: 12-22 | | 54.5% | Game: 26-51 | | 51.0% | Deadball | | | | | | |
| 3FG % 1st Half: 4-9 | | 44.4% | 2nd half: 8-11 | | 72.7% | Game: 12-20 | | 60.0% | Rebounds | | | | | | |
| FT % 1st Half: 4-4 | | 100.0 | 2nd half: 10-14 | | 71.4% | Game: 14-18 | | 77.8% | 3 | | | | | | |

Univ. of Texas 68 • 5-1

| # | Player | Total | | 3-Ptr | | Rebounds | | | PF | TP | A TO Blk Stl | | | | Min |
|----------------------|--------------------|--------|----------------|--------|-------------|-------------|----|-------|----------|----|--------------|----|---|----|-----|
| | | FG-FGA | FG-FGA | FT-FTA | Off Def Tot | | | | | | | | | | |
| 20 | Jericho Sims | f | 2-6 | 0-0 | 2-2 | 1 | 5 | 6 | 4 | 6 | 0 | 0 | 1 | 1 | 19 |
| 21 | Dylan Osetkowski | f | 5-11 | 2-5 | 1-1 | 3 | 0 | 3 | 4 | 13 | 2 | 1 | 0 | 4 | 29 |
| 02 | Matt Coleman III | g | 3-11 | 2-9 | 5-6 | 0 | 1 | 1 | 2 | 13 | 2 | 1 | 1 | 1 | 32 |
| 12 | Kerwin Roach II | g | 4-14 | 3-9 | 4-6 | 0 | 2 | 2 | 3 | 15 | 5 | 2 | 1 | 3 | 33 |
| 13 | Jase Febres | g | 1-4 | 0-3 | 0-0 | 0 | 0 | 0 | 2 | 2 | 1 | 0 | 0 | 0 | 18 |
| 03 | Courtney Ramey | | 3-10 | 2-6 | 0-0 | 0 | 1 | 1 | 1 | 8 | 1 | 1 | 0 | 0 | 21 |
| 10 | Jaxson Hayes | | 4-6 | 0-0 | 3-4 | 3 | 0 | 3 | 3 | 11 | 0 | 2 | 3 | 3 | 27 |
| 33 | Kamaka Hepa | | 0-0 | 0-0 | 0-0 | 0 | 0 | 0 | 0 | 0 | 0 | 0 | 0 | 0 | 5 |
| 55 | Elijah Mitrou-Long | | 0-2 | 0-2 | 0-0 | 0 | 4 | 4 | 0 | 0 | 0 | 1 | 0 | 0 | 16 |
| Team | | | | | | 3 | 0 | 3 | | | 2 | | | | |
| Totals | | | 22-64 | 9-34 | 15-19 | 10 | 13 | 23 | 19 | 68 | 11 | 10 | 6 | 12 | 200 |
| FG % 1st Half: 15-32 | | 46.9% | 2nd half: 7-32 | | 21.9% | Game: 22-64 | | 34.4% | Deadball | | | | | | |
| 3FG % 1st Half: 7-17 | | 41.2% | 2nd half: 2-17 | | 11.8% | Game: 9-34 | | 26.5% | Rebounds | | | | | | |
| FT % 1st Half: 7-9 | | 77.8% | 2nd half: 8-10 | | 80.0% | Game: 15-19 | | 78.9% | 7 | | | | | | |

Officials: Mike Roberts, Ron Groover, Brian O'Connell
Technical fouls: Michigan State-None. Univ. of Texas-None.
Attendance: 6500
Las Vegas Invitational Championship Game

| Score by periods | 1st | 2nd | Total |
|------------------|-----|-----|-------|
| Michigan State | 36 | 42 | 78 |
| Univ. of Texas | 44 | 24 | 68 |

Official Basketball Box Score -- Game Totals -- Final Statistics
MSU vs Louisville
11/27/18 7:30 pm at

MSU 78 • 5-2

| # | Player | Total | | 3-Ptr | | Rebounds | | | PF | TP | A TO Blk Stl | | | | Min |
|----------------------|---------------------|--------|-----------------|--------|-------|----------|-----|-------|-------------|----|--------------|----|----------|---|-----|
| | | FG-FGA | FG-FGA | FT-FTA | Off | Def | Tot | | | | | | | | |
| 25 | GOINS, Kenny | f | 0-0 | 0-0 | 0-1 | 3 | 14 | 17 | 4 | 0 | 2 | 0 | 1 | 0 | 29 |
| 44 | WARD, Nick | f | 5-8 | 0-0 | 4-6 | 1 | 2 | 3 | 3 | 14 | 0 | 4 | 0 | 0 | 27 |
| 00 | AHRENS, Kyle | g | 6-10 | 3-6 | 0-0 | 0 | 3 | 3 | 2 | 15 | 0 | 1 | 0 | 1 | 41 |
| 01 | LANGFORD, Joshua | g | 5-14 | 1-4 | 4-7 | 1 | 3 | 4 | 4 | 15 | 2 | 4 | 0 | 0 | 30 |
| 05 | WINSTON, Cassius | g | 3-11 | 2-7 | 5-6 | 0 | 0 | 0 | 5 | 13 | 6 | 3 | 0 | 2 | 34 |
| 03 | LOYER, Foster | | 1-1 | 0-0 | 0-1 | 0 | 0 | 0 | 3 | 2 | 2 | 1 | 0 | 0 | 9 |
| 11 | HENRY, Aaron | | 1-5 | 0-1 | 0-0 | 1 | 4 | 5 | 2 | 2 | 0 | 1 | 0 | 0 | 13 |
| 13 | BROWN, Gabe | | 2-2 | 2-2 | 0-0 | 0 | 0 | 0 | 3 | 6 | 0 | 0 | 0 | 0 | 6 |
| 15 | KITHIER, Thomas | | 0-0 | 0-0 | 0-0 | 0 | 0 | 0 | 0 | 0 | 0 | 0 | 0 | 0 | 2 |
| 23 | TILLMAN, Xavier | | 5-8 | 0-0 | 1-2 | 3 | 10 | 13 | 2 | 11 | 2 | 2 | 2 | 2 | 33 |
| 30 | BINGHAM,JR., Marcus | | 0-0 | 0-0 | 0-0 | 0 | 0 | 0 | 1 | 0 | 0 | 0 | 0 | 0 | 1 |
| Team | | | | | | 2 | 0 | 2 | | | 1 | | | | |
| Totals | | | 28-59 | 8-20 | 14-23 | 11 | 36 | 47 | 29 | 78 | 14 | 17 | 3 | 5 | 225 |
| FG % 1st Half: 9-23 | | 39.1% | 2nd half: 15-28 | | 53.6% | OT: 4-8 | | 50.0% | Game: 28-59 | | 47.5% | | Deadball | | |
| 3FG % 1st Half: 4-9 | | 44.4% | 2nd half: 3-8 | | 37.5% | OT: 1-3 | | 33.3% | Game: 8-20 | | 40.0% | | Rebounds | | |
| FG % 1st Half: 10-13 | | 76.9% | 2nd half: 2-6 | | 33.3% | OT: 2-4 | | 50.0% | Game: 14-23 | | 60.9% | | 2 | | |

Official Basketball Box Score -- Game Totals -- Final Statistics
IOWA vs MSU
12/03/18 6:30 PM ET at East Lansing, Mich. // Breslin Center

IOWA 68 • 6-2, 0-2 Big Ten

| # | Player | | Total | | 3-Ptr | | Rebounds | | | | PF | TP | A | TO | Blk | Stl | Min |
|----------------------------|------------------|---|-----------------------|--------|--------|-------------------|----------|-----|-----------------------|----|----|----|----|----|-----|-----|-----|
| | | | FG-FGA | FG-FGA | FT-FTA | Off | Def | Tot | | | | | | | | | |
| 10 | Wieskamp,Joe | f | 2-5 | 0-1 | 4-7 | 2 | 2 | 4 | 2 | 8 | 1 | 2 | 1 | 2 | 2 | 23 | |
| 25 | Cook,Tyler | f | 6-13 | 0-0 | 3-5 | 1 | 7 | 8 | 4 | 15 | 3 | 2 | 0 | 2 | 37 | | |
| 55 | Garza,Luka | c | 1-10 | 1-3 | 4-4 | 6 | 3 | 9 | 3 | 7 | 3 | 2 | 1 | 0 | 22 | | |
| 03 | Bohannon,Jordan | g | 4-12 | 2-7 | 1-2 | 0 | 1 | 1 | 1 | 11 | 0 | 1 | 0 | 0 | 25 | | |
| 04 | Moss,Isaiah | g | 4-8 | 2-3 | 3-3 | 1 | 0 | 1 | 1 | 13 | 3 | 2 | 0 | 1 | 33 | | |
| 01 | Dailey,Maishe | | 2-4 | 1-3 | 0-0 | 0 | 0 | 0 | 1 | 5 | 0 | 0 | 0 | 1 | 14 | | |
| 15 | Kriener,Ryan | | 0-3 | 0-2 | 1-2 | 0 | 1 | 1 | 2 | 1 | 0 | 0 | 1 | 1 | 12 | | |
| 20 | Till,Riley | | 0-0 | 0-0 | 3-4 | 1 | 0 | 1 | 2 | 3 | 0 | 0 | 0 | 0 | 4 | | |
| 30 | McCaffery,Connor | | 0-5 | 0-2 | 1-3 | 3 | 1 | 4 | 3 | 1 | 3 | 1 | 0 | 0 | 19 | | |
| 51 | Baer,Nicholas | | 2-4 | 0-1 | 0-0 | 0 | 1 | 1 | 4 | 4 | 0 | 0 | 0 | 0 | 11 | | |
| | Team | | | | | 7 | 0 | 7 | | | | | | | | | |
| Totals | | | | 21-64 | 6-22 | 20-30 | 21 | 16 | 37 | 23 | 68 | 13 | 11 | 3 | 7 | 200 | |
| FG % 1st Half: 11-27 40.7% | | | 2nd half: 10-37 27.0% | | | Game: 21-64 32.8% | | | Deadball Rebounds 4.1 | | | | | | | | |
| 3FG % 1st Half: 2-6 33.3% | | | 2nd half: 4-16 25.0% | | | Game: 6-22 27.3% | | | | | | | | | | | |
| FT % 1st Half: 9-16 56.3% | | | 2nd half: 11-14 78.6% | | | Game: 20-30 66.7% | | | | | | | | | | | |

MSU 90 • 7-2, 2-0 Big Ten

| # | Player | Total | | 3-Ptr | | Rebounds | | | PF | TP | A TO Blk Stl | | | | Min |
|----------------------------|---------------------|-----------------------|--------|-------------------|-------|------------------------|-----|----|----|----|--------------|-----|-----|---|-----|
| | | FG-FGA | FG-FGA | FT-FTA | Off | Def | Tot | A | | | TO | Blk | Stl | | |
| 00 | AHRENS, Kyle | f | 0-3 | 0-2 | 0-0 | 2 | 1 | 3 | 4 | 0 | 1 | 0 | 0 | 3 | 19 |
| 25 | GOINS, Kenny | f | 6-11 | 0-2 | 7-8 | 2 | 12 | 14 | 3 | 19 | 7 | 1 | 0 | 2 | 30 |
| 44 | WARD, Nick | f | 10-10 | 0-0 | 6-11 | 4 | 5 | 9 | 4 | 26 | 0 | 3 | 2 | 0 | 23 |
| 01 | LANGFORD, Joshua | f | 5-13 | 2-4 | 2-2 | 0 | 1 | 1 | 2 | 14 | 5 | 1 | 0 | 1 | 31 |
| 05 | WINSTON, Cassius | g | 2-9 | 1-3 | 3-4 | 0 | 0 | 0 | 1 | 8 | 12 | 1 | 0 | 1 | 30 |
| 03 | LOYER, Foster | 0 | 0-0 | 0-0 | 0-0 | 0 | 0 | 0 | 1 | 0 | 1 | 1 | 0 | 0 | 8 |
| 10 | HOIBERG, Jack | 0 | 0-1 | 0-0 | 0-0 | 0 | 0 | 0 | 0 | 0 | 0 | 0 | 0 | 0 | 2 |
| 11 | HENRY, Aaron | 0 | 2-3 | 0-0 | 1-1 | 0 | 0 | 0 | 3 | 5 | 0 | 0 | 0 | 0 | 20 |
| 13 | BROWN, Gabe | 0 | 0-0 | 0-0 | 2-2 | 0 | 0 | 0 | 0 | 2 | 0 | 0 | 0 | 0 | 8 |
| 15 | KITHIER, Thomas | 0 | 0-1 | 0-0 | 0-0 | 3 | 0 | 3 | 1 | 0 | 0 | 1 | 0 | 0 | 3 |
| 23 | TILLMAN, Xavier | 0 | 5-6 | 0-0 | 4-4 | 1 | 7 | 8 | 4 | 14 | 1 | 0 | 4 | 0 | 18 |
| 30 | BINGHAM,JR., Marcus | 0 | 0-1 | 0-1 | 0-0 | 0 | 0 | 0 | 0 | 0 | 1 | 0 | 0 | 0 | 4 |
| 40 | BURKE, Braden | 0 | 1-2 | 0-0 | 0-0 | 1 | 0 | 1 | 1 | 2 | 0 | 0 | 0 | 0 | 2 |
| 41 | GEORGE, Conner | 0 | 0-0 | 0-0 | 0-0 | 0 | 0 | 0 | 1 | 0 | 0 | 0 | 0 | 0 | 2 |
| | Team | | | | | 3 | 2 | 5 | | | | | | | |
| Totals | | | 31-60 | 3-12 | 25-32 | 16 | 28 | 44 | 25 | 90 | 28 | 8 | 6 | 7 | 200 |
| FG % 1st Half: 16-33 48.5% | | 2nd half: 15-27 55.6% | | Game: 31-60 51.7% | | Deadball Rebounds 3 | | | | | | | | | |
| 3FG % 1st Half: 2-7 28.6% | | 2nd half: 1-5 20.0% | | Game: 3-12 25.0% | | | | | | | | | | | |
| FT % 1st Half: 9-13 69.2% | | 2nd half: 16-19 84.2% | | Game: 25-32 78.1% | | | | | | | | | | | |

Officials: D.J. Carstensen, Paul Szelc, Rob Kueneman
Technical fouls: IOWA-None. MSU-None.
Attendance: 14797

| Score by periods | | | | | | | |
|------------------|-----|-----|-------|--------|----------|---------|------------|
| | 1st | 2nd | Total | | In Paint | Off T/O | 2nd Chance |
| IOWA | 33 | 35 | 68 | Points | 20 | 11 | 16 |
| MSU | 43 | 47 | 90 | MSU | 48 | 14 | 13 |

Last FG - IOWA 2nd-00:09, MSU 2nd-00:50.
Largest lead - IOWA by 6 1st-16:24, MSU by 33 2nd-08:35.
IOWA led for 06:25, MSU led for 30:11. Game was tied for 02:38.

Score tied - 3 times.
Lead changed - 2 times.

Official Basketball Box Score -- Game Totals -- Final Statistics
Michigan State vs Florida
12/8/18 12 p.m. at Exactech Arena - Gainesville, Fla.

Michigan State 63 • 8-2

| # | Player | Total | | 3-Ptr | | Rebounds | | | PF | TP | A TO Blk Stl | | | | Min |
|----------------------------|-----------------|-----------------------|--------|-------------------|-----|---------------------|-----|----|----|----|--------------|-----|-----|---|-----|
| | | FG-FGA | FG-FGA | FT-FTA | Off | Def | Tot | A | | | TO | Blk | Stl | | |
| 25 | Goins,Kenny | f | 1-5 | 1-3 | 0-0 | 2 | 4 | 6 | 2 | 3 | 4 | 1 | 1 | 0 | 29 |
| 44 | Ward,Nick | f | 6-8 | 0-0 | 1-1 | 1 | 4 | 5 | 1 | 13 | 0 | 2 | 1 | 1 | 20 |
| 03 | Ahrens,Kyle | g | 3-5 | 1-3 | 0-0 | 0 | 5 | 5 | 0 | 7 | 1 | 0 | 0 | 0 | 20 |
| 01 | Langford,Joshua | g | 5-11 | 1-3 | 2-2 | 0 | 3 | 3 | 3 | 13 | 2 | 5 | 0 | 1 | 37 |
| 05 | Winston,Cassius | g | 4-13 | 0-5 | 2-2 | 1 | 1 | 2 | 1 | 10 | 6 | 2 | 0 | 0 | 36 |
| 11 | Henry,Aaron | | 0-1 | 0-0 | 0-0 | 1 | 1 | 2 | 2 | 0 | 0 | 1 | 0 | 0 | 11 |
| 20 | McQuaid,Matt | | 1-1 | 1-1 | 0-0 | 0 | 0 | 0 | 1 | 3 | 0 | 1 | 0 | 0 | 18 |
| 23 | Tillman,Xavier | | 6-7 | 0-0 | 2-3 | 3 | 6 | 9 | 1 | 14 | 1 | 1 | 1 | 3 | 28 |
| Team | | | | | | 1 | 3 | 4 | | | | | | | |
| Totals | | | 26-51 | 4-15 | 7-8 | 9 | 27 | 36 | 11 | 63 | 14 | 15 | 3 | 5 | 199 |
| FG % 1st Half: 14-23 60.9% | | 2nd half: 12-28 42.9% | | Game: 26-51 51.0% | | Deadball Rebounds 0 | | | | | | | | | |
| 3FG % 1st Half: 3-8 37.5% | | 2nd half: 1-7 14.3% | | Game: 4-15 26.7% | | | | | | | | | | | |
| FT % 1st Half: 4-5 80.0% | | 2nd half: 3-3 100.0 | | Game: 7-8 87.5% | | | | | | | | | | | |

Florida 59 • 5-4

| # | Player | | Total | | 3-Ptr | | Rebounds | | | PF | TP | A TO Blk Stl | | | | Min |
|----------------------------|--------------------|---|-----------------------|--------|--------|-------------------|----------|-----|---------------------|----|----|--------------|-----|-----|-----|-----|
| | | | FG-FGA | FG-FGA | FT-FTA | Off | Def | Tot | A | | | TO | Blk | Stl | | |
| 25 | Stone, Keith | f | 3-10 | 1-5 | 1-2 | 2 | 4 | 6 | 0 | 8 | 1 | 0 | 0 | 1 | 25 | |
| 13 | Hayes, Kevarrius | c | 1-5 | 0-0 | 4-5 | 4 | 4 | 8 | 0 | 6 | 0 | 0 | 1 | 2 | 21 | |
| 02 | Nembhard, Andrew | g | 6-12 | 1-4 | 0-0 | 0 | 0 | 0 | 3 | 13 | 3 | 3 | 0 | 2 | 34 | |
| 05 | Allen, KeVaughn | g | 5-15 | 3-9 | 0-0 | 0 | 3 | 3 | 1 | 13 | 1 | 3 | 0 | 0 | 31 | |
| 10 | Locke, Noah | g | 1-3 | 0-1 | 0-0 | 1 | 0 | 1 | 0 | 2 | 0 | 0 | 0 | 0 | 20 | |
| 00 | Okauru, Mike | | 0-0 | 0-0 | 0-0 | 0 | 1 | 1 | 0 | 0 | 0 | 0 | 0 | 0 | 2 | |
| 03 | Hudson, Jalen | | 1-3 | 0-1 | 2-4 | 0 | 0 | 0 | 1 | 4 | 0 | 0 | 0 | 0 | 15 | |
| 11 | Johnson, Keyontae | | 3-7 | 0-2 | 0-0 | 4 | 1 | 5 | 1 | 6 | 1 | 1 | 2 | 0 | 15 | |
| 15 | Stokes, Isaiah | | 0-2 | 0-0 | 0-0 | 1 | 1 | 2 | 1 | 0 | 0 | 1 | 0 | 1 | 9 | |
| 21 | Bassett, Dontay | | 1-3 | 0-1 | 0-1 | 1 | 1 | 2 | 3 | 2 | 0 | 0 | 0 | 0 | 11 | |
| 24 | Ballard, Deaundrae | | 2-3 | 1-1 | 0-0 | 1 | 0 | 1 | 2 | 5 | 1 | 1 | 0 | 1 | 17 | |
| | Team | | | | | 2 | 2 | 4 | | | | | | | | |
| Totals | | | 23-63 | 6-24 | 7-12 | 16 | 17 | 33 | 12 | 59 | 7 | 9 | 3 | 7 | 200 | |
| FG % 1st Half: 10-34 29.4% | | | 2nd half: 13-29 44.8% | | | Game: 23-63 36.5% | | | Deadball Rebounds 2 | | | | | | | |
| 3FG % 1st Half: 3-13 23.1% | | | 2nd half: 3-11 27.3% | | | Game: 6-24 25.0% | | | | | | | | | | |
| FT % 1st Half: 4-6 66.7% | | | 2nd half: 3-6 50.0% | | | Game: 7-12 58.3% | | | | | | | | | | |

Officials: Anthony Jordan, Todd Austin, Steven Anderson
Technical fouls: Michigan State-None. Florida-None.
Attendance: 10423

| Score by periods | | | | | | | |
|------------------|-----|-----|-------|--------|----------|---------|------------|
| | 1st | 2nd | Total | | In Paint | Off T/O | 2nd Chance |
| Michigan State | 35 | 28 | 63 | Points | 36 | 13 | 5 |
| Florida | 27 | 32 | 59 | MSU | 26 | 15 | 14 |

Last FG - MICHST 2nd-00:08, UF 2nd-01:21.
Largest lead - MICHST by 12 2nd-18:47, UF by 5 1st-19:00.
MICHST led for 36:22, UF led for 02:22. Game was tied for 01:11.

Score tied - 1 time.
Lead changed - 1 time.

Official Basketball Box Score -- Game Totals -- Final Statistics
Green Bay vs MSU
12/16/18 5:00 PM ET at East Lansing, Mich. // Breslin Center

Green Bay 83 • 6-6

| # | Player | | Total | | 3-Ptr | | Rebounds | | | PF | TP | A TO Blk Stl | | | | Min |
|--|--------------------|---|--------|--------|--------|-----|----------|-----|----|----|----|--------------|-----|-----|---------------------------|-----|
| | | | FG-FGA | FG-FGA | FT-FTA | Off | Def | Tot | A | | | TO | Blk | Stl | | |
| 01 | COHEN III, Sandy | * | 8-18 | 3-6 | 3-4 | 0 | 4 | 4 | 3 | 22 | 5 | 2 | 0 | 2 | 34 | |
| 02 | PIPES, PJ | * | 2-5 | 1-4 | 2-2 | 0 | 3 | 3 | 4 | 7 | 3 | 1 | 0 | 2 | 19 | |
| 10 | HEMPHILL, ShanQuan | * | 1-7 | 0-0 | 2-4 | 2 | 4 | 6 | 0 | 4 | 3 | 3 | 0 | 0 | 24 | |
| 11 | McCLOUD, JayQuan | * | 5-7 | 4-5 | 3-3 | 0 | 1 | 1 | 0 | 17 | 1 | 0 | 1 | 0 | 29 | |
| 15 | PATTERSON, Manny | * | 5-9 | 0-0 | 0-0 | 0 | 4 | 4 | 4 | 10 | 0 | 0 | 0 | 0 | 20 | |
| 00 | PARHAM, TJ | | 1-3 | 1-2 | 0-0 | 0 | 0 | 0 | 1 | 3 | 0 | 0 | 1 | 1 | 6 | |
| 12 | McNAIR, Josh | | 0-5 | 0-0 | 0-0 | 0 | 3 | 3 | 0 | 0 | 0 | 0 | 0 | 1 | 10 | |
| 13 | BELL, Trevian | | 1-2 | 1-1 | 0-0 | 0 | 5 | 5 | 2 | 3 | 0 | 0 | 0 | 0 | 13 | |
| 21 | HUKERSON, Kameron | | 5-9 | 1-4 | 0-0 | 1 | 2 | 11 | 4 | 11 | 1 | 2 | 0 | 0 | 22 | |
| 24 | CRISTH, Jevon | | 1-4 | 0-1 | 1-1 | 0 | 0 | 0 | 0 | 3 | 0 | 0 | 0 | 0 | 4 | |
| 30 | SMITH, Hunter | | 0-0 | 0-0 | 0-0 | 0 | 0 | 0 | 2 | 0 | 1 | 0 | 0 | 0 | 6 | |
| 31 | SCHWARTZ, Cody | | 1-5 | 1-4 | 0-0 | 0 | 1 | 1 | 2 | 3 | 1 | 1 | 0 | 0 | 13 | |
| Team | | | | | | | 3 | 2 | 5 | | | | 1 | | | |
| Totals | | | 30-74 | 12-27 | 11-15 | 6 | 28 | 34 | 22 | 83 | 18 | 9 | 4 | 6 | 200 | |
| FG 1st Half: 14-38 36.8% 2nd half: 16-36 44.4% Game: 30-74 40.5% | | | | | | | | | | | | | | | | |
| 3FG 1st Half: 5-13 33.3% 2nd half: 7-12 58.3% Game: 12-27 44.4% | | | | | | | | | | | | | | | | |
| FT 1st Half: 2-3 66.7% 2nd half: 9-12 75.0% Game: 11-15 73.3% | | | | | | | | | | | | | | | | |
| | | | | | | | | | | | | | | | Deadball Rebounds 1 | |

Official Basketball Box Score -- Game Totals -- Final Statistics
Northern Ill. vs MSU
12/29/18 12:00 am at

Northern Ill. 60 • 7-6

| # | Player | Total | | 3-Ptr | | Rebounds | | | PF | TP | A TO Blk Stl | | | | Min |
|---|-----------------|--------|--------|--------|--------|----------|-----|-----|----|----|--------------|----|-----|-----|-----|
| | | FG-FGA | FT-FTA | FG-FGA | FT-FTA | Off | Def | Tot | | | A | TO | Blk | Stl | |
| 04 | Lacey James | f | 4-11 | 1-1 | 0-2 | 6 | 4 | 10 | 4 | 9 | 0 | 1 | 0 | 0 | 29 |
| 42 | Levi Bradley | f | 6-18 | 1-5 | 0-0 | 1 | 2 | 3 | 2 | 13 | 0 | 0 | 0 | 0 | 26 |
| 00 | Dante Thorpe | g | 3-8 | 0-1 | 0-0 | 0 | 2 | 2 | 4 | 6 | 2 | 1 | 0 | 1 | 29 |
| 10 | Eugene German | g | 7-17 | 3-8 | 3-4 | 1 | 6 | 7 | 1 | 20 | 2 | 3 | 0 | 1 | 29 |
| 22 | Rod Henry-Hayes | g | 1-4 | 0-2 | 0-0 | 1 | 2 | 3 | 1 | 2 | 3 | 0 | 0 | 1 | 25 |
| 02 | Gaigras Dawo | g | 1-1 | 0-0 | 0-0 | 0 | 0 | 0 | 1 | 2 | 0 | 0 | 0 | 0 | 15 |
| 05 | Zaire Mateen | g | 1-3 | 1-3 | 0-0 | 0 | 2 | 2 | 0 | 3 | 1 | 2 | 0 | 0 | 11 |
| 11 | Noah McCarty | g | 1-5 | 0-2 | 0-0 | 1 | 0 | 1 | 4 | 2 | 0 | 0 | 0 | 0 | 9 |
| 15 | Jaylen Key | g | 1-7 | 0-0 | 1-2 | 3 | 3 | 6 | 2 | 3 | 0 | 0 | 0 | 0 | 15 |
| 20 | Caleb Oehlborg | g | 0-0 | 0-0 | 0-0 | 0 | 0 | 0 | 0 | 0 | 0 | 0 | 0 | 0 | 1 |
| 32 | Austin Richie | g | 0-1 | 0-1 | 0-0 | 0 | 1 | 1 | 1 | 0 | 0 | 2 | 0 | 0 | 11 |
| Team | | | | | | 2 | 1 | 3 | | | | | | | |
| Totals | | | 25-75 | 6-23 | 4-8 | 15 | 23 | 38 | 20 | 60 | 8 | 9 | 0 | 3 | 200 |
| FG % 1st Half: 8-34 23.5% 2nd half: 17-41 41.5% Game: 25-75 33.3% | | | | | | | | | | | | | | | |
| 3FG % 1st Half: 0-8 0.0% 2nd half: 6-15 40.0% Game: 6-23 26.1% | | | | | | | | | | | | | | | |
| FT % 1st Half: 3-6 50.0% 2nd half: 1-2 50.0% Game: 4-8 50.0% | | | | | | | | | | | | | | | |
| Deadball Rebounds 2 | | | | | | | | | | | | | | | |

MSU 88 • 11-2

| # | Player | Total | | 3-Ptr | | Rebounds | | | PF | TP | A TO Blk Stl | | | | Min |
|--|---------------------|--------|--------|--------|--------|----------|-----|-----|----|----|--------------|----|-----|-----|-----|
| | | FG-FGA | FT-FTA | FG-FGA | FT-FTA | Off | Def | Tot | | | A | TO | Blk | Stl | |
| 25 | GOINS, Kenny | f | 5-7 | 2-4 | 0-0 | 0 | 3 | 3 | 1 | 12 | 3 | 1 | 4 | 0 | 26 |
| 44 | WARD, Nick | f | 2-6 | 0-0 | 7-10 | 0 | 7 | 7 | 4 | 11 | 2 | 5 | 0 | 1 | 24 |
| 01 | LANGFORD, Joshua | g | 1-8 | 1-6 | 0-0 | 0 | 0 | 0 | 0 | 3 | 2 | 1 | 0 | 1 | 12 |
| 05 | WINSTON, Cassius | g | 8-10 | 6-7 | 2-2 | 0 | 2 | 2 | 0 | 24 | 7 | 0 | 0 | 0 | 29 |
| 20 | McQUAID, Matt | g | 3-7 | 2-5 | 0-0 | 2 | 4 | 6 | 0 | 8 | 2 | 0 | 0 | 0 | 23 |
| 00 | AHRENS, Kyle | g | 1-1 | 0-0 | 0-0 | 0 | 3 | 3 | 0 | 2 | 1 | 1 | 0 | 0 | 18 |
| 03 | LOYER, Foster | g | 1-2 | 1-2 | 0-0 | 0 | 0 | 0 | 1 | 3 | 0 | 0 | 0 | 0 | 10 |
| 10 | HOIBERG, Jack | g | 1-1 | 1-1 | 0-0 | 0 | 0 | 0 | 0 | 3 | 0 | 0 | 0 | 0 | 1 |
| 11 | HENRY, Aaron | g | 2-6 | 0-2 | 4-6 | 1 | 2 | 3 | 2 | 8 | 1 | 2 | 0 | 0 | 15 |
| 13 | BROWN, Gabe | g | 1-3 | 1-2 | 0-0 | 0 | 0 | 0 | 0 | 3 | 1 | 0 | 0 | 0 | 9 |
| 14 | WASHINGTON, Brock | g | 0-0 | 0-0 | 0-0 | 0 | 0 | 0 | 0 | 0 | 0 | 0 | 0 | 0 | 1 |
| 15 | KITHIER, Thomas | g | 1-1 | 0-0 | 0-0 | 1 | 1 | 2 | 0 | 2 | 0 | 0 | 0 | 0 | 4 |
| 23 | TILLMAN, Xavier | g | 3-4 | 0-0 | 2-2 | 4 | 9 | 13 | 4 | 8 | 4 | 4 | 3 | 0 | 22 |
| 30 | BINGHAM,JR., Marcus | g | 0-0 | 0-0 | 1-3 | 0 | 4 | 4 | 1 | 1 | 1 | 0 | 0 | 0 | 4 |
| 40 | BURKE, Braden | g | 0-0 | 0-0 | 0-0 | 0 | 0 | 0 | 0 | 0 | 0 | 0 | 0 | 0 | 1 |
| 41 | GEORGE, Conner | g | 0-1 | 0-0 | 0-0 | 0 | 0 | 0 | 0 | 0 | 1 | 0 | 0 | 0 | 1 |
| Team | | | | | | 1 | 2 | 3 | | | | | | | |
| Totals | | | 29-57 | 14-29 | 16-23 | 9 | 37 | 46 | 13 | 88 | 25 | 14 | 7 | 2 | 200 |
| FG % 1st Half: 12-30 40.0% 2nd half: 17-27 63.0% Game: 29-57 50.9% | | | | | | | | | | | | | | | |
| 3FG % 1st Half: 7-17 41.2% 2nd half: 7-12 58.3% Game: 14-29 48.3% | | | | | | | | | | | | | | | |
| FT % 1st Half: 12-14 85.7% 2nd half: 4-9 44.4% Game: 16-23 69.6% | | | | | | | | | | | | | | | |
| Deadball Rebounds 3 | | | | | | | | | | | | | | | |

Officials: Donnie Eppley,Chris Beaver,Bill Ek
Technical fouls: Northern Ill.-None. MSU-None.
Attendance: 14797
2018-19 Men's Basketball. Round: 0. Michigan St. vs Northern Ill.. Played at .

| Score by periods | 1st | 2nd | Total |
|------------------|-----|-----|-------|
| Northern Ill. | 19 | 41 | 60 |
| MSU | 43 | 45 | 88 |

| | | | | | |
|--------|----------|---------|------------|------------|-------|
| Points | In Paint | Off T/O | 2nd Chance | Fast Break | Bench |
| NIU | 30 | 7 | 9 | 9 | 10 |
| MSU | 24 | 6 | 7 | 18 | 30 |

Last FG - NIU 2nd-00:32, MSU 2nd-00:18.
Largest lead - NIU None, MSU by 29 2nd-04:04.
NIU led for 00:00. MSU led for 39:34. Game was tied for 00:26.

Official Basketball Box Score -- Game Totals -- Final Statistics
Northwestern vs MSU
01/02/19 8:30 pm at

Northwestern 55 • 9-5

| # | Player | Total | | 3-Ptr | | Rebounds | | | PF | TP | A TO Blk Stl | | | | Min |
|---|----------------|--------|--------|--------|--------|----------|-----|-----|----|----|--------------|----|-----|-----|-----|
| | | FG-FGA | FT-FTA | FG-FGA | FT-FTA | Off | Def | Tot | | | A | TO | Blk | Stl | |
| 04 | Vic Law | f | 2-8 | 1-5 | 0-0 | 0 | 0 | 0 | 4 | 5 | 4 | 2 | 0 | 1 | 26 |
| 10 | Miller Kopp | f | 2-7 | 1-2 | 0-0 | 0 | 3 | 3 | 1 | 5 | 2 | 0 | 0 | 0 | 26 |
| 21 | A.J. Turner | g | 3-7 | 0-1 | 1-2 | 0 | 1 | 1 | 4 | 7 | 3 | 2 | 1 | 0 | 23 |
| 05 | Derek Pardon | c | 9-15 | 0-1 | 1-2 | 2 | 1 | 3 | 4 | 19 | 3 | 0 | 0 | 1 | 26 |
| 14 | Ryan Taylor | g | 3-10 | 1-4 | 2-2 | 0 | 1 | 1 | 0 | 9 | 2 | 0 | 0 | 1 | 32 |
| 02 | Ryan Greer | g | 0-3 | 0-1 | 0-0 | 0 | 1 | 1 | 0 | 0 | 0 | 3 | 0 | 0 | 12 |
| 11 | Anthony Gaines | g | 0-1 | 0-0 | 1-2 | 0 | 2 | 2 | 3 | 1 | 0 | 1 | 0 | 0 | 19 |
| 22 | Pete Nance | g | 1-5 | 0-2 | 0-0 | 0 | 3 | 3 | 0 | 2 | 1 | 0 | 0 | 0 | 16 |
| 25 | Barret Benson | g | 2-6 | 0-0 | 3-4 | 3 | 4 | 7 | 3 | 7 | 1 | 0 | 0 | 1 | 14 |
| 35 | Aaron Falzon | g | 0-2 | 0-2 | 0-0 | 0 | 0 | 0 | 1 | 0 | 0 | 0 | 1 | 0 | 6 |
| Team | | | | | | 2 | 2 | 4 | | | | | | | |
| Totals | | | 22-64 | 3-18 | 8-12 | 7 | 18 | 25 | 20 | 55 | 16 | 8 | 2 | 4 | 200 |
| FG % 1st Half: 15-34 44.1% 2nd half: 7-30 23.3% Game: 22-64 34.4% | | | | | | | | | | | | | | | |
| 3FG % 1st Half: 2-5 40.0% 2nd half: 1-13 7.7% Game: 3-18 16.7% | | | | | | | | | | | | | | | |
| FT % 1st Half: 0-0 0.0% 2nd half: 8-12 66.7% Game: 8-12 66.7% | | | | | | | | | | | | | | | |
| Deadball Rebounds 0 | | | | | | | | | | | | | | | |

MSU 81 • 12-2

| # | Player | Total | | 3-Ptr | | Rebounds | | | PF | TP | A TO Blk Stl | | | | Min |
|--|---------------------|--------|--------|--------|--------|----------|-----|-----|----|----|--------------|----|-----|-----|-----|
| | | FG-FGA | FT-FTA | FG-FGA | FT-FTA | Off | Def | Tot | | | A | TO | Blk | Stl | |
| 25 | GOINS, Kenny | f | 4-7 | 0-1 | 0-0 | 2 | 10 | 12 | 3 | 8 | 1 | 0 | 3 | 0 | 27 |
| 44 | WARD, Nick | f | 9-16 | 0-0 | 3-6 | 3 | 4 | 7 | 3 | 21 | 0 | 2 | 2 | 0 | 24 |
| 00 | AHRENS, Kyle | g | 5-7 | 1-3 | 0-0 | 0 | 2 | 2 | 3 | 11 | 3 | 2 | 0 | 0 | 22 |
| 05 | WINSTON, Cassius | g | 4-6 | 1-1 | 4-6 | 1 | 1 | 2 | 1 | 13 | 12 | 2 | 0 | 1 | 28 |
| 20 | McQUAID, Matt | g | 4-7 | 2-3 | 0-0 | 1 | 4 | 5 | 2 | 10 | 2 | 0 | 0 | 0 | 27 |
| 03 | LOYER, Foster | g | 0-1 | 0-1 | 0-0 | 0 | 1 | 1 | 1 | 0 | 4 | 0 | 0 | 0 | 9 |
| 10 | HOIBERG, Jack | g | 0-0 | 0-0 | 0-0 | 0 | 0 | 0 | 0 | 0 | 0 | 0 | 0 | 0 | 1 |
| 11 | HENRY, Aaron | g | 2-4 | 0-0 | 0-0 | 0 | 5 | 5 | 0 | 4 | 4 | 1 | 0 | 1 | 19 |
| 13 | BROWN, Gabe | g | 0-2 | 0-2 | 0-1 | 1 | 0 | 1 | 1 | 0 | 0 | 1 | 0 | 1 | 13 |
| 14 | WASHINGTON, Brock | g | 0-0 | 0-0 | 0-0 | 0 | 0 | 0 | 0 | 0 | 0 | 0 | 0 | 0 | 0+ |
| 15 | KITHIER, Thomas | g | 0-0 | 0-0 | 0-0 | 0 | 1 | 1 | 1 | 0 | 0 | 0 | 0 | 0 | 3 |
| 23 | TILLMAN, Xavier | g | 6-7 | 1-1 | 1-2 | 0 | 8 | 8 | 3 | 14 | 1 | 5 | 2 | 1 | 21 |
| 30 | BINGHAM,JR., Marcus | g | 0-0 | 0-0 | 0-0 | 0 | 2 | 2 | 0 | 0 | 1 | 0 | 0 | 0 | 4 |
| 40 | BURKE, Braden | g | 0-0 | 0-0 | 0-0 | 0 | 0 | 0 | 0 | 0 | 0 | 0 | 0 | 0 | 1 |
| 41 | GEORGE, Conner | g | 0-1 | 0-0 | 0-0 | 0 | 0 | 0 | 0 | 0 | 0 | 0 | 0 | 0 | 1 |
| Team | | | | | | 1 | 1 | 2 | | | 1 | | | | |
| Totals | | | 34-58 | 5-12 | 8-15 | 9 | 39 | 48 | 18 | 81 | 28 | 14 | 7 | 4 | 200 |
| FG % 1st Half: 21-30 70.0% 2nd half: 13-28 46.4% Game: 34-58 58.6% | | | | | | | | | | | | | | | |
| 3FG % 1st Half: 3-4 75.0% 2nd half: 2-8 25.0% Game: 5-12 41.7% | | | | | | | | | | | | | | | |
| FT % 1st Half: 7-12 58.3% 2nd half: 1-3 33.3% Game: 8-15 53.3% | | | | | | | | | | | | | | | |
| Deadball Rebounds 4 | | | | | | | | | | | | | | | |

Officials: Bo Boroski,Paul Szelc,Larry Scirotto
Technical fouls: Northwestern-None. MSU-None.
Attendance: 14797
2018-19 Men's Basketball. Round: 0. Michigan St. vs Northwestern. Played at .

| Score by periods | 1st | 2nd | Total |
|------------------|-----|-----|-------|
| Northwestern | 32 | 23 | 55 |
| MSU | 52 | 29 | 81 |

| | | | | | |
|--------|----------|---------|------------|------------|-------|
| Points | In Paint | Off T/O | 2nd Chance | Fast Break | Bench |
| NIU | 28 | 13 | 10 | 4 | 18 |
| MSU | 22 | 2 | 8 | 28 | 18 |

Last FG - NU 2nd-00:54, MSU 2nd-01:53.
Largest lead - NU by 4 1st-18:51, MSU by 32 2nd-05:55.
NU led for 04:00. MSU led for 35:25. Game was tied for 00:35.

Official Basketball Box Score -- Game Totals -- Final Statistics
MSU vs Ohio State
01/05/19 12:00 pm at Columbus, Ohio (Value City Arena)

MSU 86 • 13-2

Score tied - 3 times.
Lead changed - 5 times.

Official Basketball Box Score -- Game Totals -- Final Statistics
MSU vs Purdue
01/27/19 1:00 pm at

MSU 63 • 18-3

| # | Player | | Total | | | Rebounds | | | PF | TP | A | TO | Blk | Stl | Min | |
|---|------------------|---|--------|--------|--------|----------|-----|-----|----|----|----|----|-----|-----|-----|-----|
| | | | FG-FGA | FG-FGA | FT-FTA | Off | Def | Tot | | | | | | | | |
| 11 | HENRY, Aaron | f | 2-6 | 0-1 | 0-1 | 2 | 2 | 4 | 2 | 4 | 0 | 3 | 3 | 2 | 30 | |
| 25 | GOINS, Kenny | f | 2-6 | 2-5 | 0-0 | 1 | 6 | 7 | 2 | 6 | 1 | 2 | 2 | 0 | 30 | |
| 44 | WARD, Nick | f | 4-10 | 1-1 | 0-0 | 0 | 3 | 3 | 3 | 9 | 0 | 3 | 2 | 1 | 26 | |
| 05 | WINSTON, Cassius | g | 7-14 | 4-7 | 5-9 | 2 | 5 | 7 | 2 | 23 | 8 | 3 | 0 | 2 | 39 | |
| 20 | McQUAID, Matt | g | 5-12 | 2-7 | 0-0 | 2 | 4 | 6 | 3 | 12 | 1 | 0 | 0 | 1 | 37 | |
| 03 | LOYER, Foster | | 0-0 | 0-0 | 0-0 | 0 | 0 | 0 | 0 | 0 | 0 | 0 | 0 | 0 | 1 | |
| 13 | BROWN, Gabe | | 0-4 | 0-3 | 2-2 | 1 | 0 | 1 | 0 | 2 | 1 | 0 | 0 | 0 | 12 | |
| 15 | KITHIER, Thomas | | 0-0 | 0-0 | 0-0 | 0 | 1 | 1 | 0 | 0 | 0 | 0 | 0 | 0 | 2 | |
| 23 | TILLMAN, Xavier | | 2-4 | 0-2 | 3-3 | 1 | 2 | 3 | 4 | 7 | 1 | 1 | 2 | 2 | 23 | |
| Team | | | | | | 0 | 1 | 1 | | | | | | | | |
| Totals | | | | 22-56 | 9-26 | 10-15 | 9 | 24 | 33 | 16 | 63 | 12 | 12 | 9 | 8 | 200 |
| FG % 1st Half: 7-31 22.6% 2nd half: 15-25 60.0% Game: 22-56 39.3% | | | | | | | | | | | | | | | | |
| 3FG % 1st Half: 3-14 21.4% 2nd half: 6-12 50.0% Game: 9-26 34.6% | | | | | | | | | | | | | | | | |
| FT % 1st Half: 2-2 100.0 2nd half: 8-13 61.5% Game: 10-15 66.7% | | | | | | | | | | | | | | | | |
| Deadball Rebounds 4 | | | | | | | | | | | | | | | | |

Purdue 73 • 14-6

| # | Player | | Total | | 3-Ptr | | Rebounds | | | PF | TP | A | TO | Blk | Stl | Min |
|--|------------------|---|--------|--------|--------|-----|----------|-------|----|----|----|---|----|-----|-----|-----|
| | | | FG-FGA | FG-FGA | FT-FTA | Off | Def | Total | | | | | | | | |
| 24 | Grady Eifert | f | 0-2 | 0-2 | 0-0 | 1 | 1 | 2 | 0 | 0 | 2 | 0 | 0 | 3 | | 25 |
| 50 | Trevion Williams | f | 1-6 | 0-0 | 2-2 | 4 | 2 | 6 | 2 | 4 | 1 | 0 | 1 | 0 | | 15 |
| 03 | Carsen Edwards | g | 4-19 | 3-11 | 3-3 | 0 | 4 | 4 | 2 | 14 | 3 | 2 | 1 | 3 | | 38 |
| 14 | Ryan Cline | g | 6-14 | 5-10 | 0-0 | 0 | 3 | 3 | 1 | 17 | 4 | 4 | 0 | 0 | | 35 |
| 20 | Nojel Eastern | g | 2-8 | 0-0 | 8-10 | 4 | 7 | 11 | 3 | 12 | 2 | 0 | 1 | 0 | | 25 |
| 01 | Aaron Wheeler | | 4-4 | 3-3 | 0-0 | 1 | 0 | 1 | 3 | 11 | 1 | 0 | 0 | 0 | | 15 |
| 02 | Eric Hunter Jr. | | 2-5 | 1-2 | 0-0 | 0 | 2 | 2 | 1 | 5 | 1 | 1 | 0 | 1 | | 15 |
| 32 | Matt Haarms | | 5-6 | 0-0 | 0-0 | 3 | 5 | 8 | 1 | 10 | 0 | 0 | 2 | 0 | | 25 |
| 55 | Sasha Stefanovic | | 0-0 | 0-0 | 0-0 | 0 | 0 | 0 | 2 | 0 | 0 | 1 | 0 | 0 | | 7 |
| Team | | | | | | 3 | 2 | 5 | | | 1 | | | | | |
| Totals | | | 24-64 | 12-28 | 13-15 | 16 | 26 | 42 | 15 | 73 | 14 | 9 | 5 | 7 | | 200 |
| FG % 1st Half: 13-33 39.4% 2nd half: 11-31 35.5% Game: 24-64 37.5% | | | | | | | | | | | | | | | | |
| 3FG % 1st Half: 7-17 41.2% 2nd half: 5-11 45.5% Game: 12-28 42.9% | | | | | | | | | | | | | | | | |
| FT % 1st Half: 4-4 100.0 2nd half: 9-11 81.8% Game: 13-15 86.7% | | | | | | | | | | | | | | | | |
| Deadball Rebounds 2 | | | | | | | | | | | | | | | | |

Officials: Courtney Green,Larry Scirotto,Bo Boroski
Technical fouls: MSU-None. Purdue-None.
Attendance: 14804
2018-19 Men's Basketball. Round: 0. Purdue vs Michigan St.. Played at .

| Score by periods | 1st | 2nd | Total |
|------------------|-----|-----|-------|
| MSU | 19 | 44 | 63 |
| Purdue | 37 | 36 | 73 |

Last FG - MSU 2nd-04:34, PUR 2nd-01:38.
Largest lead - MSU None, PUR by 23 2nd-14:52.
MSU led for 00:00. PUR led for 39:02. Game was tied for 00:58.

Score tied - 0 times.
Lead changed - 0 times.

Official Basketball Box Score -- Game Totals -- Final Statistics
Indiana vs MSU
02/02/19 6:00 pm at

Indiana 79 • 13-9

| # | Player | Total | | 3-Ptr | | Rebounds | | | PF | TP | A TO Blk Stl | | | | Min | |
|--|-----------------|--------|--------|--------|-------|----------|-------|----|----|----|--------------|-----|-----|---|-----|--|
| | | FG-FGA | FG-FGA | FT-FTA | Off | Def | Total | A | | | TO | Blk | Stl | | | |
| 03 | Justin Smith | f | 6-17 | 0-2 | 1-3 | 5 | 5 | 10 | 4 | 13 | 2 | 1 | 3 | 0 | 35 | |
| 13 | Juwan Morgan | f | 2-5 | 1-1 | 0-0 | 2 | 4 | 6 | 0 | 5 | 2 | 0 | 0 | 0 | 13 | |
| 00 | Romeo Langford | g | 6-18 | 2-5 | 5-6 | 3 | 2 | 5 | 2 | 19 | 4 | 3 | 1 | 0 | 41 | |
| 01 | Aljami Durham | g | 4-8 | 3-5 | 3-4 | 1 | 2 | 3 | 1 | 14 | 3 | 3 | 0 | 1 | 37 | |
| 10 | Rob Phinisee | g | 0-1 | 0-0 | 0-0 | 0 | 2 | 2 | 5 | 0 | 0 | 0 | 0 | 0 | 18 | |
| 04 | Jake Forrester | | 1-3 | 0-0 | 0-0 | 1 | 3 | 4 | 5 | 2 | 0 | 0 | 1 | 0 | 9 | |
| 11 | Devonte Green | | 4-8 | 3-4 | 0-0 | 1 | 4 | 5 | 0 | 11 | 5 | 4 | 1 | 1 | 34 | |
| 20 | De'Ron Davis | | 4-8 | 0-0 | 4-6 | 1 | 5 | 6 | 3 | 12 | 4 | 0 | 1 | 0 | 25 | |
| 22 | Clifton Moore | | 0-0 | 0-0 | 0-0 | 0 | 0 | 0 | 0 | 0 | 0 | 0 | 0 | 0 | 0+ | |
| 23 | Damezi Anderson | | 0-1 | 0-1 | 0-0 | 0 | 0 | 0 | 1 | 0 | 0 | 0 | 0 | 0 | 5 | |
| 55 | Evan Fitzer | | 1-3 | 1-2 | 0-0 | 0 | 1 | 1 | 0 | 3 | 1 | 0 | 0 | 1 | 8 | |
| Team | | | | | | 6 | 0 | 6 | | | 2 | | | | | |
| Totals | | | 28-72 | 10-20 | 13-19 | 20 | 28 | 48 | 21 | 79 | 21 | 13 | 7 | 3 | 225 | |
| FG % 1st Half: 11-36 30.6% 2nd half: 14-29 48.3% OT: 3-7 42.9% Game: 28-72 38.9% Deadball Rebounds 4 | | | | | | | | | | | | | | | | |
| 3FG % 1st Half: 3-10 30.0% 2nd half: 6-9 66.7% OT: 1-1 100.0 Game: 10-20 50.0% | | | | | | | | | | | | | | | | |
| FT % 1st Half: 3-4 75.0% 2nd half: 4-7 57.1% OT: 6-8 75.0% Game: 13-19 68.4% | | | | | | | | | | | | | | | | |

MSU 75 • 18-4

| # | Player | | Total | | 3-Ptr | | Rebounds | | | PF | TP | A TO Blk Stl | | | | Min |
|----------------------|------------------|---|--------|-----------------|--------|---------|----------|-------------|-------|-------------------|----|--------------|-----|-----|----|-----|
| | | | FG-FGA | FG-FGA | FT-FTA | Off | Def | Total | A | | | TO | Blk | Stl | | |
| 11 | HENRY, Aaron | f | 3-5 | 0-0 | 0-1 | 0 | 4 | 4 | 2 | 6 | 3 | 2 | 2 | 1 | 31 | |
| 25 | GOINS, Kenny | f | 4-8 | 3-5 | 1-2 | 4 | 4 | 8 | 4 | 12 | 6 | 1 | 8 | 1 | 38 | |
| 44 | WARD, Nick | f | 5-12 | 0-0 | 1-9 | 4 | 2 | 6 | 2 | 11 | 0 | 1 | 2 | 0 | 25 | |
| 05 | WINSTON, Cassius | g | 9-22 | 4-9 | 4-4 | 1 | 7 | 8 | 1 | 26 | 7 | 4 | 0 | 3 | 44 | |
| 20 | McQUAID, Matt | g | 1-3 | 1-3 | 1-2 | 1 | 1 | 2 | 5 | 4 | 3 | 1 | 0 | 0 | 31 | |
| 00 | AHRENS, Kyle | | 1-4 | 1-3 | 0-0 | 0 | 0 | 0 | 3 | 3 | 4 | 0 | 0 | 0 | 26 | |
| 03 | LOYER, Foster | | 0-0 | 0-0 | 0-0 | 0 | 0 | 0 | 0 | 0 | 0 | 0 | 0 | 0 | 1 | |
| 13 | BROWN, Gabe | | 0-0 | 0-0 | 0-0 | 0 | 0 | 0 | 0 | 0 | 0 | 0 | 0 | 0 | 2 | |
| 23 | TILLMAN, Xavier | | 6-10 | 0-1 | 1-4 | 2 | 5 | 7 | 2 | 13 | 0 | 1 | 2 | 0 | 27 | |
| Team | | | | | | 2 | 3 | 5 | | | | | | | | |
| Totals | | | | 29-64 | 9-21 | 8-22 | 14 | 26 | 40 | 19 | 75 | 23 | 10 | 14 | 7 | 225 |
| FG % 1st Half: 14-32 | | | 43.8% | 2nd half: 12-23 | 52.2% | OT: 3-9 | 33.3% | Game: 29-64 | 45.3% | Deadball Rebounds | | | | | | |
| 3FG % 1st Half: 3-9 | | | 33.3% | 2nd half: 5-8 | 62.5% | OT: 1-4 | 25.0% | Game: 9-21 | 42.9% | 7 | | | | | | |
| FT % 1st Half: 0-2 | | | 0.0% | 2nd half: 6-16 | 37.5% | OT: 2-4 | 50.0% | Game: 8-22 | 36.4% | | | | | | | |

Officials: Lewis Garrison,Paul Szelc,DJ Carstensen
Technical fouls: Indiana-None. MSU-None.
Attendance: 14797
2018-19 Men's Basketball. Round: 0. Indiana vs Michigan St.. Played at .

| Score by periods | 1st | 2nd | OT | Total |
|------------------|-----|-----|----|-------|
| Indiana | 28 | 38 | 13 | 79 |
| MSU | 31 | 35 | 9 | 75 |

Last FG - IU OT-02:04, MSU OT-00:31.
Largest lead - IU by 4 1st-13:45, MSU by 6 1st-03:38.
IU led for 16:37. MSU led for 26:46. Game was tied for 01:37.

Score tied - 3 times.
Lead changed - 15 times.

Official Basketball Box Score -- Game Totals -- Final Statistics
MSU vs Illinois
02/05/19 6:00 pm at

MSU 74 • 18-5

| # | Player | | Total | | 3-Ptr | | Rebounds | | | | PF | TP | A TO Blk Stl | | | | Min |
|----------------------|------------------|-------|-----------------|--------|--------|-------------|----------|-------|----------|----|----|----|--------------|-----|-----|--|-----|
| | | | FG-FGA | FG-FGA | FT-FTA | Off | Def | Total | A | TO | | | Blk | Stl | | | |
| 23 | TILLMAN, Xavier | f | 5-6 | 0-0 | 6-7 | 4 | 4 | 8 | 3 | 16 | 1 | 2 | 1 | 0 | 23 | | |
| 25 | GOINS, Kenny | f | 3-5 | 3-5 | 0-0 | 0 | 6 | 6 | 3 | 9 | 0 | 4 | 0 | 1 | 37 | | |
| 00 | AHRENS, Kyle | g | 2-7 | 1-5 | 6-6 | 1 | 6 | 7 | 0 | 11 | 3 | 2 | 0 | 0 | 34 | | |
| 05 | WINSTON, Cassius | g | 6-13 | 1-5 | 8-9 | 1 | 1 | 2 | 4 | 21 | 9 | 9 | 0 | 1 | 37 | | |
| 20 | McQUAID, Matt | g | 2-4 | 2-3 | 0-0 | 1 | 2 | 3 | 4 | 6 | 1 | 0 | 0 | 3 | 31 | | |
| 03 | LOYER, Foster | | 0-0 | 0-0 | 0-0 | 0 | 0 | 0 | 0 | 0 | 0 | 0 | 0 | 0 | 1 | | |
| 11 | HENRY, Aaron | | 0-2 | 0-1 | 0-0 | 0 | 1 | 1 | 0 | 0 | 1 | 4 | 0 | 1 | 14 | | |
| 13 | BROWN, Gabe | | 0-0 | 0-0 | 0-0 | 0 | 0 | 0 | 1 | 0 | 0 | 0 | 0 | 0 | 3 | | |
| 44 | WARD, Nick | | 4-6 | 0-0 | 3-3 | 0 | 1 | 1 | 3 | 11 | 0 | 3 | 0 | 0 | 20 | | |
| Team | | | | | | 1 | 1 | 2 | | | | | | | | | |
| Totals | | | 22-43 | 7-19 | 23-25 | 8 | 22 | 30 | 18 | 74 | 15 | 24 | 1 | 6 | 200 | | |
| FG % 1st Half: 10-17 | | 58.8% | 2nd half: 12-26 | | 46.2% | Game: 22-43 | | 51.2% | Deadball | | | | | | | | |
| 3FG % 1st Half: 3-7 | | 42.9% | 2nd half: 4-12 | | 33.3% | Game: 7-19 | | 36.8% | Rebounds | | | | | | | | |
| FT % 1st Half: 9-10 | | 90.0% | 2nd half: 14-15 | | 93.3% | Game: 23-25 | | 92.0% | | | | | | | | | |

GAME-BY-GAME MSU STARTING LINEUPS

| Opponent | Guard | Guard | Guard | Forward | Forward | Record w/ |
|--------------------------|-----------------|-----------------|--------------|-------------|----------------|-----------|
| NORTHERN MICHIGAN (exh.) | Cassius Winston | Joshua Langford | Matt McQuaid | Kenny Goins | Nick Ward | |
| vs. Kansas | Cassius Winston | Joshua Langford | Matt McQuaid | Kenny Goins | Nick Ward | 0-1 |
| FGCU | Cassius Winston | Joshua Langford | Matt McQuaid | Kenny Goins | Nick Ward | 1-1 |
| LOUISIANA-MONROE | Cassius Winston | Joshua Langford | Matt McQuaid | Kenny Goins | Nick Ward | 2-1 |
| TENNESSEE TECH | Cassius Winston | Joshua Langford | Matt McQuaid | Kenny Goins | Nick Ward | 3-1 |
| vs. UCLA | Cassius Winston | Joshua Langford | Matt McQuaid | Kenny Goins | Nick Ward | 4-1 |
| vs. Texas | Cassius Winston | Joshua Langford | Matt McQuaid | Kenny Goins | Nick Ward | 5-1 |
| at Louisville | Cassius Winston | Joshua Langford | Kyle Ahrens | Kenny Goins | Nick Ward | 0-1 |
| at Rutgers | Cassius Winston | Joshua Langford | Kyle Ahrens | Kenny Goins | Nick Ward | 1-1 |
| IOWA | Cassius Winston | Joshua Langford | Kyle Ahrens | Kenny Goins | Nick Ward | 2-1 |
| at Florida | Cassius Winston | Joshua Langford | Kyle Ahrens | Kenny Goins | Nick Ward | 3-1 |
| GREEN BAY | Cassius Winston | Joshua Langford | Matt McQuaid | Kenny Goins | Nick Ward | 6-1 |
| OAKLAND | Cassius Winston | Joshua Langford | Matt McQuaid | Kenny Goins | Nick Ward | 7-1 |
| NORTHERN ILLINOIS | Cassius Winston | Joshua Langford | Matt McQuaid | Kenny Goins | Nick Ward | 8-1 |
| NORTHWESTERN | Cassius Winston | Kyle Ahrens | Matt McQuaid | Kenny Goins | Nick Ward | 1-0 |
| at Ohio State | Cassius Winston | Kyle Ahrens | Matt McQuaid | Kenny Goins | Nick Ward | 2-0 |
| PURDUE | Cassius Winston | Kyle Ahrens | Matt McQuaid | Kenny Goins | Nick Ward | 3-0 |
| at Penn State | Cassius Winston | Aaron Henry | Matt McQuaid | Kenny Goins | Nick Ward | 1-0 |
| at Nebraska | Cassius Winston | Aaron Henry | Matt McQuaid | Kenny Goins | Nick Ward | 2-0 |
| MARYLAND | Cassius Winston | Aaron Henry | Matt McQuaid | Kenny Goins | Nick Ward | 3-0 |
| at Iowa | Cassius Winston | Aaron Henry | Matt McQuaid | Kenny Goins | Nick Ward | 4-0 |
| at Purdue | Cassius Winston | Aaron Henry | Matt McQuaid | Kenny Goins | Nick Ward | 4-1 |
| INDIANA | Cassius Winston | Aaron Henry | Matt McQuaid | Kenny Goins | Nick Ward | 4-2 |
| at Illinois | Cassius Winston | Kyle Ahrens | Matt McQuaid | Kenny Goins | Xavier Tillman | 0-1 |
| MINNESOTA | Cassius Winston | Aaron Henry | Matt McQuaid | Kenny Goins | Nick Ward | 5-2 |
| at Wisconsin | | | | | | |
| OHIO STATE | | | | | | |
| RUTGERS | | | | | | |
| at Michigan | | | | | | |
| at Indiana | | | | | | |
| NEBRASKA | | | | | | |
| MICHIGAN | | | | | | |

GAME-BY-GAME MSU LEADERS

| Opponent | Points Leader | Rebounds Leader | Assists Leader | Attendance | FG% |
|--------------------------|-----------------------------------|--|----------------------------------|------------|-------|
| NORTHERN MICHIGAN (exh.) | Nick Ward – 24 | Xavier Tillman – 10 | Cassius Winston – 7 | 14,797 | 49.2% |
| vs. Kansas | Joshua Langford – 18 | Kenny Goins – 11 | Cassius Winston – 11 | 18,907 | 44.1% |
| FGCU | Nick Ward – 25 | Joshua Langford, Nick Ward – 10 | Cassius Winston – 8 | 14,797 | 53.2% |
| LOUISIANA-MONROE | Cassius Winston – 23 | Kenny Goins – 15 | Kenny Goins, Cassius Winston – 3 | 14,797 | 40.0% |
| TENNESSEE TECH | Nick Ward – 23 | Xavier Tillman – 11 | Cassius Winston – 6 | 14,797 | 55.2% |
| vs. UCLA | Cassius Winston – 19 | Kenny Goins – 13 | Cassius Winston – 7 | 7,489 | 51.6% |
| vs. Texas | Joshua Langford – 29 | Nick Ward – 8 | Cassius Winston – 10 | 6,500 | 51.0% |
| at Louisville | Kyle Ahrens, Joshua Langford – 15 | Kenny Goins – 17 | Cassius Winston – 6 | 15,477 | 47.5% |
| at Rutgers | Cassius Winston – 22 | Kenny Goins – 9 | Cassius Winston – 6 | 8,000 | 46.6% |
| IOWA | Nick Ward – 26 | Kenny Goins – 14 | Cassius Winston – 12 | 14,797 | 51.7% |
| at Florida | Xavier Tillman – 14 | Xavier Tillman – 9 | Cassius Winston – 6 | 10,423 | 51.0% |
| GREEN BAY | Nick Ward – 28 | Kenny Goins, Nick Ward – 9 | Cassius Winston – 12 | 14,797 | 50.7% |
| OAKLAND | Cassius Winston – 26 | Kenny Goins, Xavier Tillman, Nick Ward – 7 | Xavier Tillman – 5 | 14,797 | 58.5% |
| NORTHERN ILLINOIS | Cassius Winston – 24 | Xavier Tillman – 13 | Cassius Winston – 7 | 14,797 | 50.9% |
| NORTHWESTERN | Nick Ward – 21 | Kenny Goins – 12 | Cassius Winston – 12 | 14,797 | 58.6% |
| at Ohio State | Cassius Winston – 25 | Kenny Goins, Nick Ward – 8 | Cassius Winston – 5 | 18,809 | 54.3% |
| PURDUE | Cassius Winston – 23 | Kenny Goins – 11 | Kenny Goins – 6 | 14,797 | 44.8% |
| at Penn State | Nick Ward – 16 | Nick Ward – 11 | Cassius Winston – 6 | 10,196 | 49.0% |
| at Nebraska | Cassius Winston – 29 | Kenny Goins – 11 | Cassius Winston – 6 | 15,023 | 43.6% |
| MARYLAND | Kenny Goins, Cassius Winston – 14 | Kenny Goins – 12 | Cassius Winston – 7 | 14,797 | 45.9% |
| at Iowa | Cassius Winston – 23 | Nick Ward – 10 | Cassius Winston – 7 | 14,416 | 52.9% |
| at Purdue | Cassius Winston – 23 | Kenny Goins, Cassius Winston – 7 | Cassius Winston – 8 | 14,804 | 39.3% |
| INDIANA | Cassius Winston – 26 | Kenny Goins, Cassius Winston – 8 | Cassius Winston – 8 | 14,797 | 45.3% |
| at Illinois | Cassius Winston – 21 | Xavier Tillman – 8 | Cassius Winston – 9 | 12,960 | 51.2% |
| MINNESOTA | Nick Ward – 22 | Nick Ward – 9 | Cassius Winston – 9 | 14,797 | 51.7% |
| at Wisconsin | | | | | |
| OHIO STATE | | | | | |
| RUTGERS | | | | | |
| at Michigan | | | | | |
| at Indiana | | | | | |
| NEBRASKA | | | | | |
| MICHIGAN | | | | | |

GAME-BY-GAME FIRSTS

| Opponent | Points | How | Time | Sub | Time |
|--------------------------|-----------------|-------------|-------|---|-------|
| NORTHERN MICHIGAN (exh.) | Cassius Winston | layup | 18:37 | Aaron Henry | 17:01 |
| vs. Kansas | Nick Ward | free throws | 19:38 | Aaron Henry, Xavier Tillman | 14:23 |
| FGCU | Matt McQuaid | 3-pointer | 18:13 | Xavier Tillman | 17:39 |
| LOUISIANA-MONROE | Cassius Winston | layup | 19:18 | Kyle Ahrens, Aaron Henry, Xavier Tillman | 15:37 |
| TENNESSEE TECH | Nick Ward | jumper | 19:45 | Marcus Bingham Jr., Kenny Goins | 15:45 |
| vs. UCLA | Nick Ward | free throws | 19:28 | Kyle Ahrens, Marcus Bingham Jr., Xavier Tillman | 16:29 |
| vs. Texas | Cassius Winston | jumper | 18:02 | Kyle Ahrens, Xavier Tillman | 16:12 |
| at Louisville | Nick Ward | free throw | 18:56 | Aaron Henry, Xavier Tillman | 16:42 |
| at Rutgers | Nick Ward | layup | 19:17 | Aaron Henry | 18:25 |
| IOWA | Kenny Goins | layup | 19:46 | Xavier Tillman | 17:02 |
| at Florida | Cassius Winston | jumper | 18:04 | Xavier Tillman | 17:05 |
| GREEN BAY | Joshua Langford | layup | 19:57 | Xavier Tillman | 17:29 |
| OAKLAND | Matt McQuaid | 3-pointer | 18:49 | Foster Loyer | 17:27 |
| NORTHERN ILLINOIS | Cassius Winston | 3-pointer | 19:34 | Kyle Ahrens, Xavier Tillman | 15:59 |
| NORTHWESTERN | Nick Ward | jumper | 19:30 | Aaron Henry, Xavier Tillman | 16:18 |
| at Ohio State | Nick Ward | jumper | 17:28 | Aaron Henry, Xavier Tillman | 14:48 |
| PURDUE | Kyle Ahrens | layup | 18:32 | Xavier Tillman | 18:09 |
| at Penn State | Matt McQuaid | free throws | 19:35 | Gabe Brown, Xavier Tillman | 16:13 |
| at Nebraska | Kenny Goins | 3-pointer | 19:07 | Xavier Tillman | 16:37 |
| MARYLAND | Matt McQuaid | 3-pointer | 17:03 | Xavier Tillman | 16:16 |
| at Iowa | Nick Ward | jump shot | 16:26 | Xavier Tillman | 19:34 |
| at Purdue | Cassius Winston | layup | 18:56 | Xavier Tillman | 16:10 |
| INDIANA | Cassius Winston | 3-pointer | 19:40 | Kyle Ahrens, Xavier Tillman | 16:42 |
| at Illinois | Kyle Ahrens | layup | 18:48 | Nick Ward | 18:35 |
| MINNESOTA | Nick Ward | layup | 19:45 | Kyle Ahrens, Foster Loyer, Xavier Tillman | 15:57 |
| at Wisconsin | | | | | |
| OHIO STATE | | | | | |
| RUTGERS | | | | | |
| at Michigan | | | | | |
| at Indiana | | | | | |
| NEBRASKA | | | | | |
| MICHIGAN | | | | | |

INDIVIDUAL POINTS-REBOUNDS-ASSISTS

| Opponent | 0-Ahrens | 1-Langford | 3-Loyer | 5-Winston | 10-Hoiberg | 11-Henry | 13-Brown | 14-Washington | 15-Kithier | 20-McQuaid | 23-Tillman | 25-Goins | 30-Bingham | 40-Burke | 41 George | 44-Ward |
|-----------------------|----------|------------|---------|-----------|------------|----------|----------|---------------|------------|------------|------------|----------|------------|----------|-----------|---------|
| NORTHERN MICH. (exh.) | 0-4-2 | 12-1-0 | 2-2-2 | 13-2-7 | 0-0-1 | 6-4-1 | 5-3-0 | --- | 4-2-0 | 8-3-1 | 7-10-0 | 0-8-3 | 12-4-0 | 0-1-0 | 0-0-0 | 24-8-3 |
| vs. Kansas | 6-3-0 | 18-4-1 | 2-0-0 | 13-3-11 | --- | 4-3-0 | --- | --- | 0-1-0 | 12-5-3 | 6-2-1 | 17-11-3 | 0-0-0 | --- | --- | 9-5-0 |
| FGCU | 4-6-0 | 18-10-1 | 2-1-2 | 14-3-8 | 0-0-1 | 9-3-3 | 2-1-0 | --- | 0-1-0 | 12-0-5 | 8-6-4 | 6-5-5 | 6-2-0 | --- | 0-0-0 | 25-10-4 |
| LOUISIANA-MONROE | 6-1-0 | 16-2-1 | 4-0-1 | 23-5-3 | 0-0-0 | 8-2-0 | 0-0-0 | --- | 0-2-0 | 0-2-2 | 11-13-2 | 6-15-3 | 0-2-0 | 0-0-0 | 2-1-0 | 4-3-1 |
| TENNESSEE TECH | 8-2-1 | 16-1-5 | 3-1-3 | 19-1-6 | 2-0-0 | 5-3-2 | 7-2-0 | --- | 2-1-0 | 6-2-6 | 7-11-1 | 0-6-0 | 3-1-0 | 0-0-0 | 0-1-0 | 23-6-1 |
| vs. UCLA | 8-2-3 | 14-2-1 | 5-1-1 | 19-2-7 | --- | 0-2-0 | 0-0-0 | --- | 2-0-1 | 11-3-2 | 0-2-1 | 6-13-1 | 6-4-1 | --- | --- | 16-5-2 |
| vs. Texas | 2-0-2 | 29-5-0 | 0-0-0 | 20-4-10 | --- | 8-6-1 | --- | --- | 2-1-0 | 3-2-0 | 2-6-2 | 6-4-0 | 0-1-0 | --- | --- | 6-8-2 |
| at Louisville | 15-3-0 | 15-4-2 | 2-0-2 | 13-0-6 | --- | 2-5-0 | 6-0-0 | --- | 0-0-0 | --- | 11-13-2 | 0-17-2 | 0-0-0 | --- | --- | 14-3-0 |
| at Rutgers | 3-3-0 | 14-4-2 | 0-0-0 | 22-6-2 | --- | 5-5-1 | 0-1-0 | --- | --- | --- | 11-8-1 | 3-9-1 | --- | --- | --- | 20-5-0 |
| IOWA | 0-3-1 | 14-1-5 | 0-0-1 | 8-0-12 | 0-0-0 | 5-0-0 | 2-0-0 | --- | 0-3-0 | --- | 14-8-1 | 19-14-7 | 0-0-1 | 2-1-0 | 0-0-0 | 26-9-0 |
| at Florida | 7-5-1 | 13-3-2 | --- | 10-2-6 | --- | 0-2-0 | --- | --- | --- | 3-0-0 | 14-9-1 | 3-6-4 | --- | --- | --- | 13-5-0 |
| GREEN BAY | 4-3-2 | 13-7-4 | 10-1-1 | 16-6-12 | 0-0-0 | 0-1-3 | 11-2-1 | 0-2-0 | 0-0-0 | 12-1-1 | 6-8-2 | 0-9-3 | 1-2-1 | 1-1-0 | 2-1-0 | 28-9-1 |
| OAKLAND | 8-2-1 | 12-4-4 | 2-0-4 | 26-1-3 | 0-1-1 | 2-0-1 | 3-0-0 | 0-0-0 | 1-3-3 | 9-0-3 | 8-7-5 | 7-7-0 | 3-4-1 | 2-1-0 | 2-0-0 | 14-7-1 |
| NORTHERN ILLINOIS | 2-3-1 | 3-0-2 | 3-0-0 | 24-2-7 | 3-0-0 | 8-3-1 | 3-0-1 | 0-0-0 | 2-2-0 | 8-6-2 | 8-13-4 | 12-3-3 | 1-4-1 | 0-0-0 | 0-0-1 | 11-7-2 |
| NORTHWESTERN | 11-2-3 | --- | 0-1-4 | 13-2-12 | 0-0-0 | 4-5-4 | 0-1-0 | 0-0-0 | 0-1-0 | 10-5-2 | 14-8-1 | 8-12-1 | 0-2-1 | 0-0-0 | 0-0-0 | 21-7-0 |
| at Ohio State | 9-3-1 | --- | 0-1-0 | 25-2-5 | --- | 5-2-1 | 0-1-0 | --- | --- | 12-6-2 | 8-5-4 | 6-8-1 | --- | --- | --- | 21-8-0 |
| PURDUE | 4-3-4 | --- | 0-0-1 | 23-6-5 | --- | 4-3-1 | 3-1-0 | --- | 0-0-0 | 9-1-1 | 11-5-1 | 7-11-6 | 0-0-0 | --- | 0-1-0 | 16-9-1 |
| at Penn State | --- | --- | 7-2-1 | 11-0-6 | --- | 7-2-2 | 3-4-1 | --- | 0-0-1 | 15-0-1 | 5-7-3 | 7-10-3 | 0-0-0 | --- | --- | 16-11-1 |
| at Nebraska | --- | --- | 0-0-0 | 29-3-6 | --- | 9-1-0 | 3-4-0 | --- | 0-1-0 | 2-6-1 | 5-6-4 | 7-11-1 | --- | --- | 0-0-0 | 15-10-1 |
| MARYLAND | 2-1-2 | --- | 0-1-1 | 14-2-7 | --- | 12-6-4 | 3-0-0 | --- | 4-2-0 | 10-4-3 | 10-3-1 | 14-12-2 | 0-0-0 | --- | --- | 0-5-1 |
| at Iowa | 5-3-0 | --- | 0-2-2 | 23-1-7 | 0-0-0 | 6-4-2 | 0-1-0 | 0-0-0 | 6-5-0 | 9-3-3 | 5-4-0 | 7-8-2 | 0-0-0 | --- | 0-0-0 | 21-10-0 |
| at Purdue | --- | --- | 0-0-0 | 23-7-8 | --- | 4-4-0 | 2-1-1 | --- | 0-1-0 | 12-6-1 | 7-3-1 | 6-7-1 | --- | --- | --- | 9-3-0 |
| INDIANA | 3-0-3 | --- | 0-0-0 | 26-8-8 | --- | 6-4-3 | 0-0-0 | --- | --- | 4-2-3 | 13-7-0 | 12-8-6 | --- | --- | --- | 11-6-0 |
| at Illinois | 11-7-3 | --- | 0-0-0 | 21-2-9 | --- | 0-1-1 | 0-0-0 | --- | --- | 6-3-1 | 16-8-1 | 9-6-0 | --- | --- | --- | 11-1-0 |
| MINNESOTA | 4-3-0 | --- | 0-0-0 | 11-2-9 | 0-1-0 | 3-3-3 | 4-2-0 | 0-0-0 | 8-3-0 | 18-5-8 | 7-4-2 | 0-1-2 | 0-3-1 | 0-0-0 | 2-1-0 | 22-9-2 |
| at Wisconsin | | | | | | | | | | | | | | | | |
| OHIO STATE | | | | | | | | | | | | | | | | |
| RUTGERS | | | | | | | | | | | | | | | | |
| at Michigan | | | | | | | | | | | | | | | | |
| at Indiana | | | | | | | | | | | | | | | | |
| NEBRASKA | | | | | | | | | | | | | | | | |
| MICHIGAN | | | | | | | | | | | | | | | | |

GAME-BY-GAME COMPARISON

| | 1st | 2nd | OT | PTS | FG-A | Pct. | 3FG-A | Pct. | FT-A | Pct. | Off-Def-Tot | PF | A | TO | BLK | ST |
|--------------------|-----|-----|----|-----|-------|------|-------|------|-------|-------|-------------|----|----|----|-----|----|
| Northern Michigan | 47 | 13 | - | 34 | 17-68 | .250 | 5-26 | .179 | 8-14 | .571 | 7-25-32 | 28 | 6 | 10 | 3 | 7 |
| vs. Michigan State | 93 | 43 | - | 50 | 29-59 | .492 | 6-22 | .273 | 29-38 | .763 | 11-46-57 | 16 | 17 | 12 | 6 | 4 |
| Michigan State | 87 | 36 | - | 51 | 26-59 | .441 | 12-23 | .522 | 23-35 | .657 | 7-33-40 | 25 | 19 | 18 | 7 | 5 |
| vs. KANSAS | 92 | 50 | - | 42 | 31-69 | .449 | 10-23 | .435 | 20-33 | .606 | 13-29-42 | 28 | 21 | 11 | 7 | 10 |
| FGCU | 82 | 35 | - | 47 | 28-62 | .452 | 8-19 | .421 | 18-27 | .667 | 7-18-25 | 17 | 22 | 14 | 3 | 10 |
| at Michigan State | 106 | 59 | - | 47 | 41-77 | .532 | 8-23 | .348 | 16-23 | .696 | 20-29-49 | 22 | 33 | 16 | 6 | 10 |
| LOUISIANA-MONROE | 29 | 30 | - | 59 | 18-59 | .305 | 5-19 | .263 | 18-25 | .720 | 8-29-37 | 19 | 6 | 9 | 0 | 5 |
| at Michigan State | 35 | 45 | - | 80 | 28-70 | .400 | 6-29 | .207 | 18-22 | .818 | 15-36-51 | 18 | 13 | 7 | 7 | 7 |
| TENNESSEE TECH | 14 | 19 | - | 33 | 15-51 | .294 | 1-10 | .100 | 2-9 | .222 | 7-20-27 | 22 | 8 | 19 | 2 | 6 |
| at Michigan State | 42 | 59 | - | 101 | 37-67 | .552 | 14-33 | .424 | 13-18 | .722 | 14-33-47 | 12 | 25 | 8 | 5 | 8 |
| Michigan State | 51 | 36 | - | 87 | 32-62 | .516 | 13-24 | .542 | 10-18 | .556 | 8-29-37 | 23 | 20 | 12 | 5 | 1 |
| vs. UCLA | 26 | 41 | - | 67 | 21-59 | .356 | 5-17 | .294 | 20-28 | .714 | 9-24-33 | 21 | 8 | 10 | 6 | 5 |
| Michigan State | 36 | 42 | - | 78 | 26-51 | .510 | 12-20 | .600 | 14-18 | .778 | 13-29-42 | 18 | 17 | 24 | 3 | 4 |
| vs. TEXAS | 44 | 24 | - | 68 | 22-64 | .344 | 9-34 | .265 | 15-19 | .789 | 10-13-23 | 19 | 11 | 10 | 6 | 12 |
| Michigan State | 32 | 25 | 11 | 78 | 28-59 | .475 | 8-20 | .400 | 14-23 | .609 | 11-36-47 | 29 | 14 | 17 | 3 | 5 |
| at LOUISVILLE | 38 | 29 | 15 | 82 | 21-53 | .396 | 10-29 | .345 | 30-41 | .732 | 4-26-30 | 21 | 9 | 10 | 4 | 6 |
| Michigan State | 39 | 39 | - | 78 | 27-58 | .466 | 5-16 | .313 | 19-25 | .760 | 13-27-40 | 16 | 11 | 7 | 3 | 5 |
| at RUTGERS | 37 | 30 | - | 67 | 24-65 | .369 | 8-26 | .308 | 11-16 | .668 | 15-21-36 | 19 | 6 | 7 | 2 | 3 |
| IOWA | 33 | 35 | - | 68 | 21-64 | .328 | 6-22 | .273 | 20-30 | .667 | 21-16-37 | 23 | 13 | 11 | 3 | 7 |
| at Michigan State | 43 | 47 | - | 90 | 31-60 | .517 | 3-12 | .250 | 25-32 | .781 | 16-28-44 | 25 | 28 | 8 | 6 | 7 |
| Michigan State | 35 | 28 | - | 63 | 26-51 | .510 | 4-15 | .267 | 7-8 | .875 | 9-27-36 | 11 | 14 | 15 | 3 | 5 |
| at FLORIDA | 27 | 32 | - | 59 | 23-63 | .365 | 6-24 | .250 | 7-12 | .583 | 16-17-33 | 12 | 7 | 9 | 3 | 7 |
| GREEN BAY | 35 | 48 | - | 83 | 30-74 | .405 | 12-27 | .444 | 11-15 | .733 | 6-28-34 | 22 | 18 | 9 | 4 | 6 |
| at Michigan State | 64 | 40 | - | 104 | 38-75 | .507 | 11-28 | .393 | 17-26 | .654 | 15-41-56 | 20 | 31 | 14 | 12 | 7 |
| OAKLAND | 32 | 37 | - | 69 | 26-65 | .400 | 13-23 | .565 | 4-8 | .500 | 11-21-32 | 18 | 11 | 13 | 1 | 4 |
| at Michigan State | 45 | 54 | - | 99 | 38-65 | .585 | 13-30 | .433 | 10-12 | .833 | 7-30-37 | 14 | 27 | 7 | 6 | 7 |
| NORTHERN ILLINOIS | 19 | 41 | - | 60 | 25-75 | .333 | 6-23 | .261 | 4-8 | .500 | 15-23-38 | 20 | 8 | 9 | 0 | 3 |
| at Michigan State | 43 | 45 | - | 88 | 29-57 | .509 | 14-29 | .483 | 16-23 | .696 | 9-37-46 | 13 | 25 | 14 | 7 | 2 |
| NORTHWESTERN | 32 | 23 | - | 55 | 22-64 | .344 | 3-18 | .167 | 8-12 | .667 | 7-18-25 | 20 | 16 | 8 | 2 | 4 |
| at Michigan State | 52 | 29 | - | 81 | 34-58 | .586 | 5-12 | .417 | 8-15 | .533 | 9-39-48 | 18 | 28 | 14 | 7 | 4 |
| Michigan State | 36 | 50 | - | 86 | 25-46 | .543 | 6-18 | .333 | 30-37 | .811 | 6-31-37 | 20 | 14 | 12 | 4 | 4 |
| at OHIO STATE | 43 | 34 | - | 77 | 27-62 | .435 | 7-24 | .292 | 16-21 | .762 | 8-18-26 | 26 | 15 | 5 | 0 | 7 |
| PURDUE | 26 | 33 | - | 59 | 20-64 | .313 | 7-31 | .226 | 12-22 | .545 | 19-15-34 | 17 | 12 | 9 | 2 | 7 |
| Michigan State | 39 | 38 | - | 77 | 26-58 | .448 | 9-27 | .333 | 16-19 | .842 | 18-29-47 | 22 | 20 | 14 | 7 | 5 |
| Michigan State | 40 | 31 | - | 71 | 22-51 | .490 | 8-20 | .400 | 13-19 | .684 | 11-30-41 | 15 | 19 | 17 | 5 | 5 |
| at PENN STATE | 24 | 32 | - | 56 | 22-60 | .367 | 5-22 | .227 | 7-10 | .700 | 9-19-28 | 19 | 11 | 13 | 4 | 8 |
| Michigan State | 33 | 37 | - | 70 | 24-55 | .436 | 6-20 | .300 | 16-18 | .889 | 10-32-42 | 19 | 13 | 15 | 4 | 5 |
| at NEBRASKA | 28 | 36 | - | 64 | 22-67 | .328 | 5-26 | .192 | 15-19 | .389 | 16-22-38 | 19 | 11 | 9 | 2 | 9 |
| MARYLAND | 20 | 35 | - | 55 | 21-61 | .344 | 9-26 | .346 | 4-7 | .571 | 14-24-38 | 14 | 17 | 12 | 4 | 2 |
| at Michigan State | 31 | 38 | - | 69 | 28-61 | .459 | 6-26 | .231 | 7-11 | .636 | 13-27-40 | 12 | 21 | 9 | 9 | 9 |
| Michigan State | 31 | 51 | - | 82 | 27-51 | .529 | 8-19 | .421 | 20-21 | .952 | 11-31-42 | 13 | 16 | 19 | 2 | 3 |
| at IOWA | 35 | 32 | - | 67 | 27-70 | .386 | 5-24 | .208 | 8-8 | 1.000 | 12-14-26 | 16 | 13 | 7 | 0 | 9 |
| Michigan State | 19 | 44 | - | 63 | 22-56 | .393 | 9-26 | .346 | 10-15 | .667 | 9-24-33 | 16 | 12 | 12 | 9 | 8 |
| at PURDUE | 37 | 36 | - | 73 | 24-64 | .375 | 12-28 | .429 | 13-15 | .867 | 16-26-42 | 15 | 14 | 9 | 5 | 7 |
| INDIANA | 28 | 38 | 13 | 79 | 28-72 | .389 | 10-20 | .500 | 13-19 | .684 | 20-28-48 | 21 | 21 | 13 | 7 | 3 |
| at Michigan State | 31 | 35 | 9 | 75 | 29-64 | .453 | 9-21 | .429 | 8-22 | .364 | 14-26-40 | 19 | 23 | 10 | 14 | 7 |
| Michigan State | 32 | 42 | - | 74 | 22-43 | .512 | 7-19 | .368 | 23-25 | .920 | 8-22-30 | 18 | 15 | 24 | 1 | 6 |
| at ILLINOIS | 41 | 38 | - | 79 | 26-58 | .448 | 9-24 | .375 | 18-22 | .818 | 12-13-25 | 21 | 12 | 14 | 3 | 12 |
| MINNESOTA | 24 | 31 | - | 55 | 18-49 | .367 | 5-14 | .357 | 14-23 | .609 | 10-23-33 | 14 | 14 | 16 | 1 | 1 |
| at Michigan State | 35 | 44 | - | 79 | 31-60 | .517 | 6-15 | .400 | 11-16 | .688 | 11-27-38 | 18 | 27 | 9 | 2 | 6 |
| Michigan State | | | | | | | | | | | | | | | | |
| at Wisconsin | | | | | | | | | | | | | | | | |
| OHIO STATE | | | | | | | | | | | | | | | | |
| at Michigan State | | | | | | | | | | | | | | | | |
| RUTGERS | | | | | | | | | | | | | | | | |
| at Michigan State | | | | | | | | | | | | | | | | |
| Michigan State | | | | | | | | | | | | | | | | |
| at Michigan | | | | | | | | | | | | | | | | |
| Michigan State | | | | | | | | | | | | | | | | |
| at Indiana | | | | | | | | | | | | | | | | |
| NEBRASKA | | | | | | | | | | | | | | | | |
| at Michigan State | | | | | | | | | | | | | | | | |
| Michigan | | | | | | | | | | | | | | | | |
| at Michigan State | | | | | | | | | | | | | | | | |
| BIG TEN Tournament | | | | | | | | | | | | | | | | |

GAME-BY-GAME COMPARISON

MSU - TEAM GAME HIGHS

| | | |
|----------------|--------------|---|
| POINTS | 106 | FGCU (11/11/18) |
| | 104 | GREEN BAY (12/16/18) |
| | 101 | TENNESSEE TECH (11/18/18) |
| | 99 | OAKLAND (12/21/18) |
| | 90 | IOWA (12/03/18) |
| FG MADE | 41 | FGCU (11/11/18) |
| | 38 | OAKLAND (12/21/18), GREEN BAY (12/16/18) |
| FG ATTEMPTS | 77 | FGCU (11/11/18) |
| | 75 | GREEN BAY (12/16/18) |
| FG PERCENTAGE | .586 (34-58) | NORTHWESTERN (01/02/19) |
| | .585 (38-65) | OAKLAND (12/21/18) |
| 3FG MADE | 14 | NORTHERN ILL. (12/29/18) |
| | 14 | TENNESSEE TECH (11/18/18) |
| 3FG ATTEMPTS | 33 | TENNESSEE TECH (11/18/18) |
| | 30 | OAKLAND (12/21/18) |
| 3FG PERCENTAGE | .600 (12-20) | vs Univ. of Texas (11/23/18) |
| | .542 (13-24) | vs UCLA (11/22/18) |
| FT MADE | 30 | at Ohio State (01/05/19) |
| | 25 | IOWA (12/03/18) |
| FT ATTEMPTS | 37 | at Ohio State (01/05/19) |
| | 35 | vs Kansas (11/06/18) |
| FT PERCENTAGE | .952 (20-21) | at IOWA (01/24/19) |
| | .920 (23-25) | at Illinois (02/05/19) |
| REBOUNDS | 56 | GREEN BAY (12/16/18) |
| | 51 | LA.-MONROE (11/14/18) |
| ASSISTS | 33 | FGCU (11/11/18) |
| | 31 | GREEN BAY (12/16/18) |
| STEALS | 10 | FGCU (11/11/18) |
| | 9 | MARYLAND (01/21/19) |
| BLOCKED SHOTS | 14 | INDIANA (02/02/19) |
| | 12 | GREEN BAY (12/16/18) |
| TURNOVERS | 24 | at Illinois (02/05/19), vs Texas (11/23/18) |
| FOULS | 29 | at Louisville (11/27/18) |
| | 25 | IOWA (12/03/18), vs Kansas (11/06/18) |

Opponent - GAME HIGHS

| | | |
|----------------|--------------|------------------------------|
| POINTS | 92 | vs Kansas (11/06/18) |
| | 83 | GREEN BAY (12/16/18) |
| | 82 | at Louisville (11/27/18) |
| | 82 | FGCU (11/11/18) |
| FG MADE | 31 | vs Kansas (11/06/18) |
| | 30 | GREEN BAY (12/16/18) |
| FG ATTEMPTS | 75 | NORTHERN ILL. (12/29/18) |
| | 74 | GREEN BAY (12/16/18) |
| FG PERCENTAGE | .452 (28-62) | FGCU (11/11/18) |
| | .449 (31-69) | vs Kansas (11/06/18) |
| 3FG MADE | 13 | OAKLAND (12/21/18) |
| | 12 | at Purdue (01/27/19) |
| | 12 | GREEN BAY (12/16/18) |
| 3FG ATTEMPTS | 34 | vs Univ. of Texas (11/23/18) |
| | 31 | PURDUE (01/08/19) |
| 3FG PERCENTAGE | .565 (13-23) | OAKLAND (12/21/18) |
| | .500 (10-20) | INDIANA (02/02/19) |
| FT MADE | 30 | at Louisville (11/27/18) |
| | 20 | IOWA (12/03/18) |
| | 20 | vs UCLA (11/22/18) |
| | 20 | vs Kansas (11/06/18) |
| FT ATTEMPTS | 41 | at Louisville (11/27/18) |
| | 33 | vs Kansas (11/06/18) |
| FT PERCENTAGE | 1.000 (8-8) | at IOWA (01/24/19) |
| | .867 (13-15) | at Purdue (01/27/19) |
| REBOUNDS | 48 | INDIANA (02/02/19) |
| | 42 | at Purdue (01/27/19) |
| | 42 | vs Kansas (11/06/18) |
| ASSISTS | 22 | FGCU (11/11/18) |
| | 21 | INDIANA (02/02/19) |
| | 21 | vs Kansas (11/06/18) |
| STEALS | 12 | at Illinois (02/05/19) |
| | 12 | vs Univ. of Texas (11/23/18) |
| BLOCKED SHOTS | 7 | INDIANA (02/02/19) |
| | 7 | vs Kansas (11/06/18) |
| TURNOVERS | 19 | TENNESSEE TECH (11/18/18) |
| | 16 | MINNESOTA (02/09/19) |
| FOULS | 28 | vs Kansas (11/06/18) |
| | 26 | at Ohio State (01/05/19) |

MSU - GAME LOWS

| | | |
|----------------|--------------|---------------------------|
| POINTS | 63 | at Florida (12/8/18) |
| | 63 | at Purdue (01/27/19) |
| | 69 | MARYLAND (01/21/19) |
| | 70 | at Nebraska (01/17/19) |
| | 71 | at Penn State (1/13/19) |
| FG MADE | 22 | at Purdue (01/27/19) |
| | 22 | at Illinois (02/05/19) |
| FG ATTEMPTS | 43 | at Illinois (02/05/19) |
| | 46 | at Ohio State (01/05/19) |
| FG PERCENTAGE | .393 (22-56) | at Purdue (01/27/19) |
| | .400 (28-70) | LA.-MONROE (11/14/18) |
| 3FG MADE | 3 | IOWA (12/03/18) |
| | 4 | at Florida (12/8/18) |
| 3FG ATTEMPTS | 12 | IOWA (12/03/18) |
| | 12 | NORTHWESTERN (01/02/19) |
| 3FG PERCENTAGE | .207 (6-29) | LA.-MONROE (11/14/18) |
| | .231 (6-26) | MARYLAND (01/21/19) |
| FT MADE | 7 | at Florida (12/8/18) |
| | 7 | MARYLAND (01/21/19) |
| FT ATTEMPTS | 8 | at Florida (12/8/18) |
| | 11 | MARYLAND (01/21/19) |
| FT PERCENTAGE | .364 (8-22) | INDIANA (02/02/19) |
| | .533 (8-15) | NORTHWESTERN (01/02/19) |
| REBOUNDS | 30 | at Illinois (02/05/19) |
| | 33 | at Purdue (01/27/19) |
| ASSISTS | 11 | at Rutgers (11/30/18) |
| | 12 | at Purdue (01/27/19) |
| STEALS | 1 | vs UCLA (11/22/18) |
| | 2 | NORTHERN ILL. (12/29/18) |
| BLOCKED SHOTS | 1 | at Illinois (02/05/19) |
| | 2 | at IOWA (01/24/19) |
| | 2 | MINNESOTA (02/09/19) |
| TURNOVERS | 7 | LA.-MONROE (11/14/18) |
| | 7 | at Rutgers (11/30/18) |
| | 7 | OAKLAND (12/21/18) |
| FOULS | 11 | at Florida (12/8/18) |
| | 12 | TENNESSEE TECH (11/18/18) |
| | 12 | MARYLAND (01/21/19) |

Opponent - GAME LOWS

| | | |
|----------------|--------------|------------------------------|
| POINTS | 33 | TENNESSEE TECH (11/18/18) |
| | 55 | NORTHWESTERN (01/02/19) |
| | 55 | MARYLAND (01/21/19) |
| | 55 | MINNESOTA (02/09/19) |
| | 56 | at Penn State (1/13/19) |
| FG MADE | 15 | TENNESSEE TECH (11/18/18) |
| | 18 | LA.-MONROE (11/14/18) |
| | 18 | MINNESOTA (02/09/19) |
| FG ATTEMPTS | 49 | MINNESOTA (02/09/19) |
| | 51 | TENNESSEE TECH (11/18/18) |
| FG PERCENTAGE | .294 (15-51) | TENNESSEE TECH (11/18/18) |
| | .305 (18-59) | LA.-MONROE (11/14/18) |
| 3FG MADE | 1 | TENNESSEE TECH (11/18/18) |
| | 3 | NORTHWESTERN (01/02/19) |
| 3FG ATTEMPTS | 10 | TENNESSEE TECH (11/18/18) |
| | 14 | MINNESOTA (02/09/19) |
| 3FG PERCENTAGE | .100 (1-10) | TENNESSEE TECH (11/18/18) |
| | .167 (3-18) | NORTHWESTERN (01/02/19) |
| FT MADE | 2 | TENNESSEE TECH (11/18/18) |
| | 4 | OAKLAND (12/21/18) |
| | 4 | NORTHERN ILL. (12/29/18) |
| | 4 | MARYLAND (01/21/19) |
| FT ATTEMPTS | 7 | MARYLAND (01/21/19) |
| | 8 | OAKLAND (12/21/18) |
| | 8 | NORTHERN ILL. (12/29/18) |
| | 8 | at IOWA (01/24/19) |
| FT PERCENTAGE | .222 (2-9) | TENNESSEE TECH (11/18/18) |
| | .500 (4-8) | OAKLAND (12/21/18) |
| | .500 (4-8) | NORTHERN ILL. (12/29/18) |
| REBOUNDS | 23 | vs Univ. of Texas (11/23/18) |
| | 25 | FGCU (11/11/18) |
| | 25 | NORTHWESTERN (01/02/19) |
| | 25 | at Illinois (02/05/19) |
| ASSISTS | 6 | LA.-MONROE (11/14/18) |
| | 6 | at Rutgers (11/30/18) |
| STEALS | 1 | MINNESOTA (02/09/19) |
| | 2 | MARYLAND (01/21/19) |
| BLOCKED SHOTS | 0 | LA.-MONROE (11/14/18) |
| | 0 | NORTHERN ILL. (12/29/18) |
| | 0 | at Ohio State (01/05/19) |
| | 0 | at IOWA (01/24/19) |
| TURNOVERS | 5 | at Ohio State (01/05/19) |
| | 7 | at Rutgers (11/30/18) |
| | 7 | at IOWA (01/24/19) |
| FOULS | 12 | at Florida (12/8/18) |
| | 14 | MARYLAND (01/21/19) |
| | 14 | MINNESOTA (02/09/19) |

THE LAST TIME

SCORING

Player scored 30 points:

Miles Bridges at Illinois (11-of-13) scored 31 points (1/23/18)

Player scored 35 points:

Adreian Payne vs. Delaware (3/20/14) scored 41 points

Player scored 40 points:

Adreian Payne vs. Delaware (3/20/14) scored 41 points

Player scored 45 points:

Scott Skiles vs. Minnesota (1/18/86) scored 45 points

Scored 20 points in a half:

Nick Ward vs. Northwestern (1/2/19) scored 21 in the first half

Scored 20 points in three straight games:

Cassius Winston (23 at Iowa - 1/24/19, 23 at Purdue - 1/27/19, 26 vs. Indiana - 2/2/19)

Scored 20 points in four straight games:

Cassius Winston (23 at Iowa - 1/24/19, 23 at Purdue - 1/27/19, 26 vs. Indiana - 2/2/19, 21 at Illinois - 2/5/19)

Scored 20 points in five straight games:

Denzel Valentine (20 vs. Rutgers - 1/31/16, 21 at Michigan - 2/6/16, 27 at Purdue - 2/9/16, 30 vs. Indiana, 2/14/16, 24 vs. Wisconsin - 2/18/16)

Three players with 20 points:

12/21/2005 at UW-Green Bay (Shannon Brown - 26 pts., Maurice Ager - 25 pts., Paul Davis - 25 pts.)

Five players in double figures:

1/21/19 vs. Maryland – (Cassius Winston – 14, Kenny Goins – 14, Aaron Henry – 12, Xavier Tillman – 10., Matt McQuaid – 10)

Six players in double figures:

12/16/18 vs. Green Bay (Nick Ward – 28, Cassius Winston – 16, Joshua Langford – 13, Matt McQuaid – 12, Gabe Brown – 11, Foster Loyer – 10)

Team scored 100 points:

104 points vs. Green Bay (12/16/18)

Team scored 100 points/Big Ten game:

103 points vs. Indiana (3/2/08)

Team scored less than 20 points in a half:

19 at Purdue (1/27/19)

Team scored less than 15 points in a half:

14 vs. Maryland (12/30/14)

Team scored less than 50 points in a game:

48 points vs. Kentucky (11/16/16)

Team scored less than 40 points in a game:

36 points vs. Iowa (1/12/08)

FIELD GOALS

Player made 10 field goals:

Cassius Winston made 10-of-13 field goals vs. Oakland (12/21/18)

Player made 15 field goals:

Shawn Respert vs. Iowa (3/8/95) made 15 field goals

Player made 20 field goals:

Scott Skiles vs. Minnesota (1/18/86) made 20 field goals

Player attempted 20 field goals:

Cassius Winston vs. Indiana (2/2/19) attempted 22 field goals

Player shot 1.000 pct from the field (min. 10 attempts):

Nick Ward vs. Iowa (12/3/2018) went 10-of-10

Team shot 60 percent in a half:

.600 (15-of-25) in the second half at Purdue (1/27/19)

Team shot 70 percent in a half:

.765 (13-of-17) in the second half at Ohio State (1/5/19)

Team shot 60 percent in both halves:

1/22/18 at Illinois (.789 - .600)

Team shot 60 percent in a game:

.629 (44-of-70) against Savannah State (12/31/17)

Team shot 65 percent in a game:

.682 (30-of-44) at Illinois (1/22/18)

Team shot 70 percent in a game:

.733 (33-45) vs. Ohio State (2/7/04)

Team shot under 25 percent in a half:

.226 (7-of-31) at Purdue (1/27/19)

Team shot under 40 percent in a game:

.393 (22-of-56) at Purdue (1/27/19)

Team shot under 30 percent in a game:

.286 (14-49) vs. Louisville (3/22/12)

3-POINT FIELD GOALS

Player made five 3-pointers:

Joshua Langford made 5-of-6 field goals vs. Texas (11/23/18)

Player made six 3-pointers:

Cassius Winston made 6-of-7 vs. Northern Illinois (12/29/18)

Player made seven 3-pointers:

Bryn Forbes made 11-of-16 at Rutgers (3/2.16)

Player made eight 3-pointers:

Bryn Forbes made 11-of-16 at Rutgers (3/2/16)

Player made 10 3-pointers:

Bryn Forbes made 11-of-16 at Rutgers (3/2/16)

Player attempted 10 3-pointers:

Miles Bridges made 5-of-11 at Rutgers (12/5/17)

Player attempted 15 3-pointers:

Bryn Forbes made 11-of-16 at Rutgers (3/2/16)

Team did not make a 3-pointer:

2/12/08 at Purdue (0-of-5)

Team attempted 25 3-pointers:

1/27/19 at Purdue (9-of-26)

Team attempted 30 3-pointers:

12/21/18 vs. Oakland (13-for-30)

Team shot 50 percent 3FGs (min. 10 att.):

11/23/18 vs. Texas (60.0%, 12-of-20)

FREE THROWS

Player made 10 for 10 or better:

Adreian Payne vs. Delaware (3/20/14) 17-of-17

Player made at least 10 free throws:

Nick Ward made 11-of-14 at Ohio State (1/5/19)

Team shot 90 percent FTs:

.920 at Illinois (2/5/19) 23-of-25

Team shot under 50 percent FTs:

.364 vs. Indiana (2/2/19) 8-of-22

Team made less than five FTs:

4 vs Purdue (2/10/18) 4-of-6

Team attempted 40 FTs:

42 vs. Oakland (12/22/15) 29-of-42

Team attempted five or less FTs:

4 at Northwestern (1/28/16) 4-of-4

REBOUNDS

Player had 15 rebounds:

Kenny Goins at Louisville (11/27/18) 17 rebounds

Player had 20 rebounds:

Miles Bridges vs. Savannah State (12/31/07) 21 rebounds

Player had 25 rebounds:

Greg Kelser vs. Wisconsin (1/23/76) 27 rebounds

Player had 10+ rebounds in 3-straight games:

Kenny Goins - 11 vs. Purdue (1/8/19), 10 at Penn State (1/13/19) and 11 at Nebraska (1/17/19)

Player had 10+ rebounds in 4-straight games:

Kenny Goins - 11 vs. Purdue (1/8/19), 10 at Penn State (1/13/19), 11 at Nebraska (1/17/19), 12 vs. Maryland (1/21/19)

Two players had double-figure rebounds:

Kenny Goins (11) and Nick Ward (10) at Nebraska (1/17/19)

Team had 50 rebounds:

56 vs. Green Bay (12/16/18)

Team had 60 rebounds:

66 vs. McNeese State (11/08/13)

Team had +20 rebound margin:

+23 vs. Northwestern (1/2/19)

THE LAST TIME

DOUBLE-DOUBLES

Points & Rebounds:

Nick Ward – 21 points, 10 rebounds at Iowa (1/24/19)

Points & Assists:

Cassius Winston vs. Northwestern (1/2/19) – 13 points, 12 assists

Consecutive Games:

Nick Ward at Penn State (1/13/19) - 16 pts., 11 rebs. /

at Nebraska (1/17/19) - 15 pts., 10 rebs.

Three Consecutive Games:

Matt Costello at Penn State (10 pts., 11 reb.), at Rutgers (10 pts., 15 reb.) and vs. Ohio State (15 pts., 11 reb.) - 2/28/16 - 3/2/16 - 3/5/16

Two Players in Same Game:

Joshua Langford – 18 points, 10 rebounds vs. Florida Gulf Coast (11/11/18)

Nick Ward – 25 points, 10 rebounds vs. Florida Gulf Coast (11/11/18)

Three Players in Same Game:

Adreian Payne (10 pts., 10 rebounds), Gary Harris (20 pts., 10 rebounds), Branden Dawson (12 pts., 12 rebounds) vs. McNeese State - 11/8/13

ASSISTS

Player had 10 assists:

Cassius Winston vs. Texas (11/23/18) - 10

Player had 12 assists:

Cassius Winston vs. Northwestern (1/2/19) - 12

Player had 15 assists:

Mateen Cleaves vs. Michigan (3/4/00) 20 assists

Player had 20 assists:

Mateen Cleaves vs. Michigan (3/4/00) 20 assists

Player had double digit assists in consecutive games:

Denzel Valentine (10 at Purdue - 2/9/16), (13 vs. Indiana - 2/14/16), (10 vs. Wisconsin - 2/18/16)

Team had 30 assists:

31 vs. Green Bay (12/16/18)

Team had 35 assists:

35 vs. Savannah State (12/31/17)

BLOCKS

Player blocked five shots:

Kenny Goins blocked eight vs. Indiana (2/2/19)

Team blocked 10 shots:

14 vs. Indiana (2/2/19)

STEALS

Player had five steals:

Branden Dawson (5) vs. Iowa - 3/6/14

Team had 10 steals:

11 vs. Oakland (12/21/16)

Team had 15 steals:

16 vs. Wisconsin (3/7/13)

TURNOVERS

Team committed 20 or more turnovers:

24 at Illinois (2/5/19)

Team committed 25 or more turnovers:

25 at Illinois (1/22/18)

Team committed five or fewer turnovers:

5 vs. Oklahoma (3/27/15)

Team committed 10 or fewer turnovers:

9 vs. Minnesota (2/9/19)

MISCELLANEOUS

Player led MSU in points, rebounds and assists:

Cassius Winston vs. Indiana (2/2/19) 26 pts., 8 reb., 8 ast.

Player hit last-second shot to win a game:

Miles Bridges vs. Purdue (2/10/18) game-winning 3-pointer with 2.7 seconds left.

Player played every minute:

Keith Appling vs. Boise State - 11/20/12

OVERTIME GAMES

MSU won an overtime game:

76-72 OT vs. Rutgers (1/10/18)

MSU lost an overtime game:

79-75 OT vs. Indiana (2/2/19)

TRIPLE-DOUBLES

Denzel Valentine vs. Boston College (11/26/15) 29 points, 11 rebounds, 10 assists