



# 2019-20 MEDIA GUIDE

**MICHIGAN STATE**  
H O C K E Y





**DUNCAN KEITH**  
2010, 2013, 2015



**BOB ESSENSA**  
2011



**CRAIG SIMPSON**  
1988, 1990

# SPARTANS HOISTING



**HARLEY HOTCHKISS**  
1989



**ROD BRIND'AMOUR**  
2006



**DANTON COLE**  
1995



# THE STANLEY CUP



**DREW MILLER**  
2007



**NEWELL BROWN**  
2007



**JOE MURPHY**  
1990



**MACKENZIE MACEACHERN**  
2019



**JUSTIN ABDELKADER**  
2008



**ANDREW HUTCHINSON**  
2006

## TABLE OF CONTENTS

## 2019-20 SCHEDULE

**October**

Mon.	7	WESTERN ONTARIO (Exh.)
Fri.	11	at Northern Michigan
Sat.	12	at Northern Michigan
Fri.	18	USNTDP U-18 (Exh.)
Fri.	25	at Colorado College
Sat.	26	at Colorado College

**November**

Fri.	1	CORNELL
Sat.	2	CORNELL
Fri.	8	at Penn State *
Sat.	9	at Penn State *
Thu.	14	at Michigan *
Sat.	16	MICHIGAN *
Fri.	22	NOTRE DAME *
Sat.	23	NOTRE DAME *
Sat.	30	at Ohio State *

**December**

Sun.	1	at Ohio State *
Fri.	6	WISCONSIN *
Sat.	7	WISCONSIN *
Sat.	14	ARIZONA STATE
Sun.	15	ARIZONA STATE

**55th Annual Great Lakes Invitational**

Mon.	30	vs. Michigan Tech [1]
Tue.	31	vs. Michigan or Ferris State [1]

**January**

Fri.	10	MINNESOTA *
Sat.	11	MINNESOTA *
Fri.	17	at Wisconsin *
Sat.	18	at Wisconsin *
Fri.	24	PENN STATE *
Sat.	25	PENN STATE *

**February**

Fri.	7	at Minnesota *
Sat.	8	at Minnesota *
Fri.	14	MICHIGAN *
Mon.	17	vs. Michigan * [1]
Fri.	21	OHIO STATE *
Sat.	22	OHIO STATE *
Fri.	28	at Notre Dame *
Sat.	29	at Notre Dame *

**March****Big Ten Tournament**

Fri.-Sun.	6-8	Quarterfinals (Best of three)
Sat.	14	Semifinals
Sat.	21	Championship

**NCAA Tournament**

Fri.-Sun.	27-29	NCAA Regionals
Worcester, Mass.; Loveland, Colo.; Albany, N.Y.; Allentown, Pa.		

**April**

Thu.-Sat.	9-11	NCAA Frozen Four [1]
-----------	------	----------------------

\* - Big Ten game

Check MSUSpartans.com for game times

[1] - Little Caesars Arena, Detroit, Mich.

## MEDIA INFO

Michigan State at a Glance .....	2
2019-20 Spartan Roster .....	3
Covering the Spartans .....	4-5
College Hockey Directory .....	6
Michigan State University Administration .....	7
Director of Athletics Bill Beekman .....	8
Munn Ice Arena .....	9-10

## SPARTAN HOCKEY STAFF

Head Coach Danton Cole .....	12-14
Assistant Coach Chris Luongo .....	15
Assistant Coach Joe Exter .....	16
Volunteer Assistant Coach Jim Slater .....	17
Hockey Administrative Staff .....	18

## MEET THE SPARTANS

Player Bios .....	20-45
Career Game-by-Game Stats .....	46-60

## SEASON IN REVIEW

2018-19 Results & Statistics .....	62-65
2018-19 Big Ten in Review .....	66

## SPARTAN RECORD BOOK

Scoring Leaders .....	68-72
Goaltending Leaders .....	73-75
Team/Opponent Records .....	76-79
Year-by-Year Team Records & Leaders .....	80-83
Year-by-Year Team Results/Statistics .....	84-105
All-Time Records vs. Opponents .....	106-116

## SPARTAN HOCKEY HISTORY

Timeline of Tradition .....	118-123
All-Time Letterwinners .....	124-133
All-Time Captains .....	134
Spartans by the Numbers .....	135-137
Spartans in the MSU Athletics Hall of Fame .....	138
Major Athletic Awards .....	139
Spartan Hockey Team Awards .....	140-142
All-Time Coaching Records .....	143
Great Lakes Invitational .....	144-147
Big Ten Conference .....	148-149
Central Collegiate Hockey Association .....	150-156
MSU in Detroit .....	157-160
Before the CCHA .....	161
NCAA Tournament Summary .....	162-163
NCAA Tournament Game-by-Game .....	164-168
MSU National Champions .....	169-171
Spartan All-Americans & Academic All-Americans .....	172
Hobey Baker Memorial Award .....	173-175
Spartan Olympians/International Competition .....	176-177
Spartans in the NHL Draft .....	178-179
Spartans in the NHL - All-Time Leaders .....	180
MSU Players in the NHL .....	181-184
Spartans in the Pros 2018-19 .....	185
2019-20 TV/Radio Roster .....	186



## MICHIGAN STATE AT A GLANCE

## INSTITUTIONAL INFORMATION

Founded.....	1855
Location.....	East Lansing, MI 48824
Enrollment.....	50,351 (fall 2018)
Nickname.....	Spartans
Colors.....	Green and White
Affiliation.....	NCAA Division I
Conference.....	Big Ten
President.....	Samuel L. Stanley Jr., M.D.
Athletics Director.....	Bill Beekman
Hockey Administrator.....	Jim Pignataro
Faculty Representatives ...	Michael Kaplowitz & Bonnie Knutson
Arena (Capacity).....	Munn Ice Arena (6,114)
Ice Surface.....	200' by 85'
Ticket Office Phone.....	517.355.1610 or 800.GO.STATE

## MICHIGAN STATE HOCKEY STAFF

Head Coach.....	<b>Danton Cole</b> (Michigan State '89)
Record at MSU (Year):.....	24-41-7 (Third season)
Overall NCAA Record (Years):.....	47-100-19 (Five seasons)
Phone.....	517.355.1639
Email.....	hockey@msu.edu
Assistant Coach.....	<b>Joe Exter</b> (Merrimack '03); Third season
Email.....	exterjos@ath.msu.edu
Assistant Coach.....	<b>Chris Luongo</b> (Michigan State '90); Third season
Email.....	luongo@ath.msu.edu
Volunteer Assistant Coach.....	<b>Jim Slater</b> (Michigan State '05); First season
Email.....	slaterj6@msu.edu
Director of Hockey Operations.....	<b>Dan Sturges</b>
Phone.....	517.432.9797
Email.....	sturgesd@ath.msu.edu
Athletic Trainer.....	<b>Dave Carrier</b>
Phone.....	517.353.4564
Email.....	carrier@ath.msu.edu
Equipment Manager.....	<b>Tom Magee</b>
Phone.....	517.355.6663
Email.....	mageet@ath.msu.edu
Strength & Conditioning Coach.....	<b>Mike Vorkapich</b>
Phone.....	517.355.7514
Email.....	vork@ath.msu.edu
Munn Ice Arena Manager.....	<b>Tom Campbell</b>
Phone.....	517.353.4698
Email.....	campbe65@msu.edu

Hockey Operations Assistant.....	<b>Barbara Powers</b>
Executive Secretary.....	<b>Lindsay Fast</b>
Hockey Office Phone.....	517.355.1639
Hockey Office Fax.....	517.432.1879
Hockey Office Email.....	hockey@msu.edu
Hockey Office Address.....	509 Birch Road, Munn Ice Arena Michigan State University, East Lansing, MI 48824

## MICHIGAN STATE TEAM INFORMATION

2018-19 Overall Record/Big Ten Record.....	12-19-5/8-12-4-2
Letterwinners Returning.....	23 (12 F; 8 D; 3 G)
Letterwinners Lost.....	5 (4 F; 1 D)
Newcomers.....	3 (3 F)

Key Returnees.....	<b>Patrick Khodorenko</b> (Sr., F // 2018-19: 36 GP, 18-19-37)
	<b>Mitchell Lewandowski</b> (Jr., F // 2018-19: 36 GP, 16-18-34)
	<b>Dennis Cesana</b> (So., D // 2018-19: 36 GP, 3-21-24)
	<b>Jerad Rosburg</b> (R-Sr., D // 2018-19: 36 GP, 4-12-16)

Key Lettermen Lost.....	<b>Taro Hirose</b> (F // 36 GP, 15-35-50)
	<b>Cody Milan</b> (F // 36 GP, 7-13-20)
	<b>Zach Osburn</b> (D // 36 GP, 3-11-14)

Newcomers.....	<b>Jagger Joshua</b> (F, Dearborn, Mich.)
	<b>Nicolas Müller</b> (F, Arisdorf, Switzerland)
	<b>Josh Nodler</b> (F, Oak Park, Mich.)

## SPARTAN PROGRAM HISTORY

First Varsity Season.....	1922
All-Time Record.....	1,306-1,050-160 (.551), 78 seasons
NCAA Tournament Appearances.....	27
	(1959, 1966, 1967, 1982, 1983, 1984, 1985, 1986, 1987, 1988, 1989, 1990, 1992, 1994, 1995, 1996, 1997, 1998, 1999, 2000, 2001, 2002, 2004, 2006, 2007, 2008, 2012)
Frozen Four Appearances.....	11
	(1959, 1966, 1967, 1984, 1986, 1987, 1989, 1992, 1999, 2001, 2007)
NCAA Titles.....	3 (1966, 1986, 2007)

## ATHLETIC COMMUNICATIONS

Hockey Contact.....	<b>Jeff Barnes</b>
Office Phone.....	517.355.2271
Cell.....	517.881.5328
Email.....	jbarnes@ath.msu.edu
Senior All-Access Producer.....	<b>Justin Garant</b>
Email.....	garantju@ath.msu.edu

Munn Press Box.....	517.353.6359
Website.....	msuspartans.com
Mailing Address.....	550 S. Harrison Rd. East Lansing, MI 48823



**MEDIA GUIDE CREDITS** - The Michigan State hockey media guide is a publication of MSU Athletic Communications. This publication was compiled, written and edited by Assistant Director/Athletic Communications Jeff Barnes. Editorial and additional assistance provided by Matt Larson, Ben Phlegar, Zach Fisher, Kara Fisher, Mex Carey and Angie Bazzano. Publication layout and design by Director of Graphic Design Kyle Barnes and Jeff Barnes; Cover designs by Kyle Barnes and Brady Carlson. Photography provided by Matt Mitchell, Rey DelRio, Adam Ruff, Michael Caples, Andrew Knapik, Larry Radloff, Dale Young, United States Olympic Committee, Sports Illustrated and NHL/Getty Images. Special thanks to Kevin Wilson and Nick Barnowski for their contributions. Printing by BRD Printing, Lansing, Mich.



## 2019-20 MICHIGAN STATE ROSTER

No.	Name	Pos.	Ht.	Wt.	Cl.	S/C	Birthdate	Hometown/Previous Team
1	Drew DeRidder	G	5-11	175	So.	L	5/1/00	Fenton, Mich./USNTDP U-18
4	Anthony Scarsella	D	5-10	192	Sr.	L	3/20/96	White Lake, Mich./Springfield Jr. Blues (NAHL)
7	Damian Chrcck	D	5-9	188	Sr.	L	2/17/96	Marysville, Mich./Salmon Arm Silverbacks (BCHL)
8	Cole Krygier	D	6-3	188	So.	L	5/5/00	Novi, Mich./Lincoln Stars (USHL)
9	Mitchell Lewandowski	F	5-9	180	Jr.	L	4/17/98	Clarkston, Mich./Chicago Steel (USHL)
10	Sam Saliba	F	5-11	183	Sr.	R	10/9/95	Lincolnshire, Ill./Green Bay Gamblers (USHL)
11	Tommy Apap	F	6-2	208	Jr.	L	2/27/96	Bloomfield Hills, Mich./Youngstown Phantoms (USHL)
12	Tommy Miller	D	6-2	193	Jr.	R	3/6/99	West Bloomfield, Mich./USNTDP U-18
14	Adam Goodsir	F	6-0	190	So.	L	9/22/98	Okemos, Mich./Tri-City Storm (USHL)
15	Christian Krygier	D	6-2	188	So.	L	5/5/00	Novi, Mich./Lincoln Stars (USHL)
16	Brody Stevens	F	5-11	192	Jr.	R	4/26/97	Ann Arbor, Mich./Green Bay Gamblers (USHL)
18	Wojciech Stachowiak	F	6-1	186	So.	L	7/3/99	Gdansk, Poland/Illinois Flying Aces (USHL)
19	Nicolas Müller	F	6-0	168	Fr.	R	6/21/99	Arisdorf, Switzerland/Modo (Sweden J20 SuperElit)
20	Josh Nodler	F	5-11	191	Fr.	R	4/27/01	Oak Park, Mich./ Fargo Force (USHL)
21	Jake Smith	F	5-10	188	Jr.	L	10/28/96	East Amherst, N.Y./Chilliwick Chiefs (BCHL)
22	Dennis Cesana	D	5-9	195	So.	R	4/4/98	Providence, R.I./Brooks Bandits (AJHL)
23	Jagger Joshua	F	6-2	196	Fr.	L	3/29/99	Dearborn, Mich./Muskegon Lumberjacks (USHL)
24	Austin Kamer	F	5-10	184	Jr.	R	5/23/96	Grand Rapids, Mich./Lone Star Brahmas (NAHL)
27	Mitchell Mattson	F	6-4	204	So.	L	1/2/98	Grand Rapids, Minn./Sioux Falls Stampede (USHL)
28	Gianluca Esteves	F	5-9	171	Jr.	L	1/29/97	Winnipeg, Manitoba/Aston Rebels (NAHL)
31	John Lethemon	G	6-2	190	Sr.	L	8/16/96	Northville, Mich./Chicago Steel (USHL)
41	Spencer Wright	G	6-2	178	Sr.	L	6/20/97	Farmington Hills, Mich./New Jersey Titans (NAHL)
44	Butrus Ghafari	D	5-11	197	Sr.	L	7/4/96	West Bloomfield, Mich./Bloomington Thunder (USHL)
55	Patrick Khodorenko	F	6-0	198	Sr.	L	10/13/98	Walnut Creek, Calif./USNTDP U-18
57	Jerad Rosburg	D	6-2	205	R-Sr.	L	6/18/96	Clarksville, Md./Sioux City Musketeers (USHL)
71	Logan Lambdin	F	5-8	173	Sr.	L	11/1/95	Newport, Mich./Bloomington Thunder (USHL)

**Head Coach:**

Danton Cole (Third season, Michigan State '89)

**Assistant Coaches:**

Joe Exter (Third season, Merrimack '03)

Chris Luongo (Third season, Michigan State '90)

**Volunteer Assistant Coach:**

Jim Slater (First season, Michigan State '05)

**Director of Hockey Operations:**

Dan Sturges (First season, Michigan State '09)

## ALPHABETICAL ROSTER

11 Tommy Apap	F	6-2	208	Jr.	31 John Lethemon	G	6-2	190	Sr.
22 Dennis Cesana	D	5-9	195	So.	9 Mitchell Lewandowski	F	5-9	180	Jr.
7 Damian Chrcck	D	5-9	188	Sr.	27 Mitchell Mattson	F	6-4	204	So.
1 Drew DeRidder	G	5-11	175	So.	12 Tommy Miller	D	6-2	193	Jr.
28 Gianluca Esteves	F	5-9	171	Jr.	19 Nicolas Müller	F	6-0	168	Fr.
44 Butrus Ghafari	D	5-11	197	Sr.	20 Josh Nodler	F	5-11	191	Fr.
14 Adam Goodsir	F	6-0	190	So.	57 Jerad Rosburg	D	6-2	205	R-Sr.
23 Jagger Joshua	F	6-2	196	Fr.	10 Sam Saliba	F	5-11	183	Sr.
24 Austin Kamer	F	5-10	184	Jr.	4 Anthony Scarsella	D	5-10	192	Sr.
55 Patrick Khodorenko	F	6-0	198	Sr.	21 Jake Smith	F	5-10	188	Jr.
15 Christian Krygier	D	6-2	188	So.	18 Wojciech Stachowiak	F	6-1	186	So.
8 Cole Krygier	D	6-3	188	So.	16 Brody Stevens	F	5-11	192	Jr.
71 Logan Lambdin	F	5-8	173	Sr.	41 Spencer Wright	G	6-2	178	Sr.

## PRONUNCIATION GUIDE

Apap.....	A-pap
Cesana.....	Ces-sah-na
Chrcck.....	Check
DeRidder.....	Duh-ridder
Gianluca Esteves.....	Gee-un-luca Eh-stev-vez
Butrus Ghafari.....	BOO-tris Guh-FAR-e
Kamer.....	KAY-mer
Khodorenko.....	Koh-doe-RENN-oh
Krygier.....	KREE-gurr
Lethemon.....	LETH-a-min
Nicolas Müller.....	Nee-co-las Mew-ler
Nodler.....	NODD-ler
Saliba.....	Suh-LEE-buh
Wojciech Stachowiak.....	VOY-teck Sta-HOE-vee-ack





## COVERING THE SPARTANS

### MEDIA CREDENTIALS

All requests for media credentials must be placed with Jeff Barnes in the MSU Athletic Communications Office at least 48 hours in advance of the game. Priority for issuance of credentials will be given to daily newspapers and television stations which regularly cover the hockey program. All credentials for print media are issued on basis of circulation. Upon acceptance of application, appropriate credentials are held for pickup at the media will-call window at the media entrance (north entrance, facing Demonstration Hall).

Credentials are non-transferrable and must be displayed at all times. A credential is issued only to an accredited agency's employee who has a legitimate working function in connection with the event. Children under 12 or of NCAA prospect age are not permitted in the MSU press facilities.

### WEEKLY PRESS CONFERENCE

Coach Cole will hold a weekly media availability throughout the season. Day, time, location are communicated through the Athletic Communications office; the schedule is subject to change based on coaches schedules, idle weeks in the playing schedule, or university calendar.

### INTERVIEWS

All interviews must be arranged through Jeff Barnes in the athletic communications office, and are most helpful if requests are made 24 hours in advance of the interview. Player contact information will not be made available to reporters, per Department of Athletics policy.

MSU players are typically available for interviews on Tuesday until 2:45 p.m., or after practice.

Hockey practice is open to the media, but we ask that you please make arrangements in advance if you are planning to shoot B-roll or would like to conduct interviews. All practice B-roll must be shot from the stands.

In addition to press conferences and practice, head coach Danton Cole is also available for telephone interviews during the week.

### POST-GAME INTERVIEWS (Home Games)

Coach Cole will host a press conference beginning approximately 10 minutes following the conclusion of the game.

Following Coach Cole's press conference, requested Michigan State players will be available for interviews.

Interviews with the visiting coach and players should be arranged through the visiting SID. The visiting locker room is below the south stands and can be accessed through the visiting player tunnel.

### VIDEO FOOTAGE REQUESTS

Requests for video footage can be made through MSU's in-house video production team, Spartan Vision. Spartan Vision is responsible for online, live event and BTN StudentU productions for Michigan State Athletics.

### PARKING

Media parking is in lot 79W, with an entrance off of Shaw Lane at the south end of Spartan Stadium.

### PRESS BOX

Michigan State's working press facilities are located on the south side of Munn Ice Arena in a raised area above the concourse.

Working press, radio and television personnel are assigned space in the working area; scouts and players are not permitted in the press box at any time as per MSU, Big Ten and NCAA rules. The MSU press box is a working press box and under NCAA rules. Credentials must be displayed at all times; abuse of working media credentials will be grounds for removal from the press box, and could result in the rejection of future credential requests.

### RADIO BROADCASTS

Opponent radio stations wishing to broadcast from Munn Arena are asked to make arrangements through both the visiting team's SID and Jeff Barnes no less than one week prior to the game. Space is available for one station per school to broadcast each game.

### TELEVISION

Special arrangements must be made through Athletic Communications and Matt McCulloch at 517-884-0034 for television broadcasts. Television stations shooting highlights will be allotted space on the TV/photo deck below the press box.

### PHOTOGRAPHERS

All photographers are required to check in at the press box prior to the game to receive position assignments and credentials must be worn while shooting.

### PROFESSIONAL SCOUTS

All professional scouts are welcome and may gain entrance to the building on gamenights by showing their NHL-issued identification card at the east entrance of Munn Ice Arena, facing Spartan Stadium (Chestnut Road entrance). If necessary, a scout may obtain a game ticket for an upcoming contest through the MSU Hockey office (517-355-1639). In accordance with NCAA Rules, scouts are not allowed access to the press box.

### SERVICES

Complete game summaries (shot charts, game summary, etc.) will be distributed at the conclusion of each period and at the end of the game. Wireless internet access is available for accredited media. Any outlet (print or broadcast) requiring exclusive phone service should have their own lines installed at least one week prior to the game at the outlet's expense.

### MSUSPARTANS.COM

Updated releases, statistics, game notes, player features and interviews are available on the official web site of MSU Athletics.



## COVERING THE SPARTANS

### SPARTAN SPORTS NETWORK

Listeners can tune in to every Spartan game, home and away, with play-by-play man Scott Moore calling the action. Joining Moore as color commentator for his 13th season is former Spartan forward Rob Woodward. Moore, in his 23rd season as the MSU hockey radio voice, has been broadcasting sports in the mid-Michigan area for over 30 years.

Broadcasts are available on WJIM-AM 1240, WJIM-FM 106.9, SpartanSportsNetwork.com and the Spartan Sports Network 24/7 mobile app.

### DANTON COLE RADIO SHOW

The Spartan Sports Network produces and distributes the Danton Cole Radio Show on Tuesdays from 7-8 p.m. ET. The Show, which originates from Reno's East at 1310 Abbot Road in East Lansing, can be heard locally on flagship station WJIM-AM 1240.

Weekly special guests join MSU play-by-play announcer Scott Moore, analyst Rob Woodward and head coach Danton Cole, discussing an array of topics in and outside the world of sports.

On days when the show conflicts with men's basketball games, it will be moved to either Monday or Wednesday. Check the hockey page at MSUSpartans.com for the most up-to-date schedule.

### SOCIAL MEDIA

Michigan State hockey maintains several social media accounts to keep you up-to-date with everything happening in the program.

 [MSUSpartanHockey](#)

 [@MSU\\_Hockey](#)

 [@MSU\\_Hockey](#)

### SPARTANS ALL-ACCESS

Spartans All-Access is a sports docu-series providing an exclusive look into Michigan State Athletics, its student-athletes, coaches and the people that make the Michigan State Athletics family. The series airs each Monday at 5:30 p.m. The show is produced by the Emmy award-winning Spartan Vision team.



## MICHIGAN STATE ATHLETIC COMMUNICATIONS

**ADDRESS:** 550 S. Harrison Rd.  
East Lansing, MI 48823  
517-355-2271

#### ASSOCIATE AD/COMMUNICATIONS

Matt Larson

#### DIRECTOR, ATHLETIC COMMUNICATIONS

Jamie Baldwin

#### ASSISTANT/ASSOCIATE DIRECTORS

Ben Phlegar, Mex Carey, Jeff Barnes,  
Kara Fisher, Zach Fisher

#### DIRECTOR OF GRAPHIC DESIGN

Kyle Barnes

#### STAFF ASSISTANTS

Angie Bazzano, Johnny Obholz

#### OFFICE COORDINATOR

Paulette Martis

#### SENIOR ALL-ACCESS PRODUCER

Justin Garant

#### DIRECTOR OF DIGITAL PRODUCTION

Nick Baker

#### DIRECTOR OF VIDEO SYSTEMS

Bob Armstrong

#### CREATIVE CONTENT DIRECTOR

Julian Stall

#### VIDEO PRODUCERS

Jacob Huber, Matt McCulloch,  
Ben Owen, Renae Weaver



## COLLEGE HOCKEY DIRECTORY

## BIG TEN CONFERENCE

5440 Park Place, Rosemont, IL 60018  
Phone: (847) 696-1010 | bigten.org

Commissioner ..... James E. Delany  
Director of Communications ..... Adam Augustine  
aagustine@bigten.org



## HOCKEY EAST ASSOCIATION

591 North Ave., Door #2, Wakefield, MA 01880  
Phone: (781) 245-2122 | hockeyeastonline.com



Commissioner ..... Joe Bertagna  
Assoc. Commissioner ..... Kathy Wynters  
Asst. Commissioner/Communications ..... Brian Smith  
bsmith@hockeyeastonline.com



<i>School</i>	<i>SID</i>	<i>Email</i>
Michigan	TBA	-
Michigan State	Jeff Barnes	jbarnes@ath.msu.edu
Minnesota	Brian Deutch	deuts060@umn.edu
Notre Dame	Dan Colleran	dcollera@nd.edu
Ohio State	Leann Parker	parker387@osu.edu
Penn State	John Hanna	jrh486@psu.edu
Wisconsin	Paul Capobianco	phc@athletics.wisc.edu

## ATLANTIC HOCKEY ASSOCIATION

7 Parkridge Road, Haverhill, MA 01835  
Phone: (978) 373-9640 | atlantichockeyonline.com



Commissioner ..... Robert M. DeGregorio, Jr  
Director of Media Relations ..... Steffan Watters  
swatters@atlantichockeyonline.com

<i>School</i>	<i>SID</i>	<i>Email</i>
Air Force	Dave Toller	dave.toller@usafa.edu
American Int'l	Thomas Pool	thomas.pool@aia.edu
Army	Ally Keirn	alexandra.keirn@usma.edu
Bentley	Kyle Mack	kmack@bentley.edu
Canisius	Jarret Abelson	abelsonj@canisius.edu
Connecticut	Bill Peterson	william.peterson@uconn.edu
Holy Cross	Maira Sweeney	mcsweeney@holycross.edu
Mercyhurst	Craig Butler	cbutler@mercyhurst.edu
Niagara	Matt Birt	mbirt@niagara.edu
Robert Morris	Matt Gajtka	gajtkam@rmu.edu
RIT	Stephen Jaynes	skjsid@rit.edu
Sacred Heart	Mike Guastelle	guastelle@sacredheart.edu

## EASTERN COLLEGE ATHLETIC CONFERENCE

51 South Pearl Street, Albany, N.Y. 12207  
Phone: (518) 487-2288 | ecachockey.com/men



Commissioner ..... Steve Hagwell  
Assoc. Commissioner ..... Ed Krajewski  
ekrajewski@ecachockey.com

<i>School</i>	<i>SID</i>	<i>Email</i>
Brown	Eric Peterson	Eric_Peterson@brown.edu
Clarkson	Gary Mikel	mikelg@clarkson.edu
Colgate	Jenna Jorgensen	jjorgensen@colgate.edu
Cornell	Brandon Thomas	blt44@cornell.edu
Dartmouth	Pat Salvas	Patrick.Salvas@Dartmouth.edu
Harvard	Jeff Weinstein	weinsteinj@fas.harvard.edu
Princeton	Kristy McNeil	mcneil@princeton.edu
Quinnipiac	Kevin Noonan	kevin.noonan@quinnipiac.edu
Rensselaer	Perry Laskaris	laskap2@rpi.edu
St. Lawrence	Aaron Todd	atodd@stlawu.edu
Union	Steve Sheridan	sherdas@union.edu
Yale	Steve Conn	steven.conn@yale.edu

## NATIONAL COLLEGIATE HOCKEY CONFERENCE

1631 Mesa Ave., Ste. C, Colorado Springs, CO 80906  
Phone: (700) 203-6818 | nchchockey.com



Commissioner ..... Josh Fenton  
Director of Communications ..... Michael Weisman  
mweisman@nchchockey.com

<i>School</i>	<i>SID</i>	<i>Email</i>
Colorado College	Jerry Cross	jerry.cross@coloradocollege.edu
Denver	Matthew McGreevy	matthew.mcgreevy@du.edu
Miami	Chad Twaro	twarc@miamioh.edu
Minnesota Duluth	Bob Nygaard	bnygaard@d.umn.edu
Nebraska-Omaha	Dave Ahlers	dahlers@omavs.com
North Dakota	Mitch Wigness	Mitchell.wigness@und.edu
St. Cloud State	Tom Nelson	tcnelson@stcloudstate.edu
Western Michigan	Adam Bodnar	adam.e.bodnar@wmich.edu

## WESTERN COLLEGE HOCKEY ASSOCIATION

Minnesota State University, Mankato at Edina  
7700 France Avenue South, Suite 360  
Edina, MN 55431  
Phone: (952) 818-8869 | wcha.com



Commissioner ..... Bill Robertson  
Assoc. Commissioner/Public Relations ..... Matt Hodson  
mhodson@wcha.com

<i>School</i>	<i>SID</i>	<i>Email</i>
Alabama-Huntsville	Sam Baldwin	samuel.baldwin@uah.edu
Alaska Anchorage	Nate Sagan	nssagan@alaska.edu
Alaska	Nona Letuligasenoa	nona.l@alaska.edu
Bemidji State	Brad Folkestad	bfolkestad@bemidjistate.edu
Bowling Green	Jason Knavel	jknavel@bgsu.edu
Ferris State	Rob Bentley	bentleyr@ferris.edu
Lake Superior State	Kelsey Smith	ksmith48@lssu.edu
Michigan Tech	Calvin Larson	calarson@mtu.edu
Minn. State, Mankato	Paul Allan	paul.allan@mnsu.edu
Northern Michigan	Allen Dehority	adehorit@nmu.edu



## MICHIGAN STATE UNIVERSITY ADMINISTRATION

## PRESIDENT

### SAMUEL L. STANLEY JR., M.D.

Samuel L. Stanley Jr., M.D., was selected by the Michigan State University Board of Trustees as MSU's 21st president, effective Aug. 1, 2019.

Born in Seattle, Dr. Stanley earned a Bachelor of Arts in biological sciences (Phi Beta Kappa) from the University of Chicago. After earning his medical degree from Harvard Medical School in 1980, he completed resident-physician training at Massachusetts General Hospital and then went to Washington University in St. Louis in 1983 for a School of Medicine fellowship in infectious diseases. There, he became a professor in the departments of both medicine and molecular microbiology in recognition of the collaborative nature of his research.

A distinguished biomedical researcher, Dr. Stanley was one of the nation's highest recipients of support from the National Institutes of Health for his research focusing on enhanced defense against emerging infectious diseases. He is an expert in the biological mechanisms that cells employ when responding to infectious agents such as parasites, bacteria and viruses — a process known as the inflammatory response.

In 2006, Dr. Stanley was appointed vice chancellor for research at Washington University, serving in that position until he was appointed president of Stony Brook University in New York in 2009.

As the fifth president of Stony Brook, Dr. Stanley recorded the most successful fundraising year in the university's history and championed legislation that helped Stony Brook hire more than 240 new faculty over five years. He chaired the board of Brookhaven Science Associates, which manages Brookhaven National Laboratory on behalf of the U.S. Department of Energy.

Dr. Stanley served as chair of the National Science Advisory Board for Biosecurity, which advises the United States government on issues related to the communication, dissemination and performance of sensitive biological research. He was a member of the National Advisory Allergy and Infectious Diseases Council at the NIH and a member of the NIH Director's Blue Ribbon Panel on the National Emerging Infectious Diseases Laboratories. He also served as an ambassador for the Paul G. Rogers Society for Global Health Research and has received an Honorary Doctorate Degree in Science from Konkuk University in South Korea. He is a member of the Board of Directors of the Association of American Universities and has served on the NCAA Board of Directors and NCAA Board of Governors.

A researcher, patent holder and former technology transfer executive, Dr. Stanley supports academic and industry collaborations to leverage both their economic impact and the potentially enormous contributions they can make to society. His extensive experience gives him invaluable perspective on the emerging field of translational research. Dr. Stanley also continues to work as a strong advocate for federal funding of basic research, working through organizations such as the AAU to promote the critical role of university research in innovation and discovery.

President Stanley's wife, Ellen Li, M.D., Ph.D., is a distinguished biomedical researcher and gastroenterologist. In addition to her roles as a clinician and scientist, Dr. Li tutors students in chemistry and has mentored many students interested in biomedical research. Dr. Stanley and Dr. Li have four children.



## BOARD OF TRUSTEES



**DIANNE BYRUM**  
Chair



**DAN KELLY**  
Vice Chair



**JOEL FERGUSON**



**MELANIE FOSTER**



**BRIAN MOSALLAM**



**NANCY SCHLICHTING**



**BRIANNA T. SCOTT**



**KELLY TEBAY**

For biographical information, visit [trustees.msu.edu](http://trustees.msu.edu)



## DIRECTOR OF ATHLETICS BILL BEEKMAN

***"Leading the proud tradition of Spartan athletics is a great honor. Since I stepped in as interim athletic director, my focus has been the health, safety and education of our student athletes. My job, and the job of our department, is to give them the tools and support they need to be successful on the field, successful in the classroom and, most importantly, successful in life after they leave MSU. Spartan athletics has a championship history, and we will continue to chase those championship dreams, doing so with integrity and always striving to improve."***

***--Bill Beekman***



Bill Beekman officially assumed the role of MSU's 19th athletics director on July 17, 2018. He was appointed interim athletic director on Feb. 5, 2018 before taking over the position full time.

Beekman is responsible for oversight of MSU's 25 varsity sports teams as well as the care of more than 700 Spartan student-athletes. The position provides leadership in the areas of sports management, game operations, financial administration, personnel, fundraising, corporate interaction, facility management, marketing and communication.

In his first full season as athletic director, the men's basketball team advanced to the Final Four and won Big Ten regular season and tournament titles, men's soccer reached the College Cup for the first time since 1968, and the football team earned a bowl bid for the 11th time in the past 12 seasons. In addition, the men's and women's golf teams both played in the NCAA Regionals, the women's cross country team placed 11th at the NCAA Championships, and the women's basketball team earned a berth in the NCAA Tournament for the ninth time under head coach Suzy Merchant.

The Spartans were just as impressive off the field, posting the highest all-time cumulative grade-point average (3.1771) in the history of the athletic department during the 2019 spring semester. It also marked the 17th consecutive semester the department has achieved over a 3.00 cumulative GPA. Nineteen teams delivered a cumulative GPA over a 3.0, tying a department record, and an all-time high 88 students posted a perfect 4.0 semester GPA in the spring semester of 2019. Six student-athletes earned Academic All-America honors and 316 were recognized on the Academic All-Big Ten team. In addition, the men's basketball, men's swimming and diving and volleyball programs earned NCAA APR Public Recognition Awards (ranked among the top 10 percent of their sports in the most recent Academic Progress Rate results).

Michigan State also measured at an all-time department high of 88 percent according to the NCAA's Graduation Success Rate (GSR) in 2018-19. The men's basketball program produced a perfect 100 percent GSR and the football program posted its all-time high GSR of 82 percent in the most recent NCAA figures that were released in November

2018 (graduation rates for classes 2008-11). MSU Athletics is succeeding at record levels in the Federal Graduation Rate (FGR) as well, posting record highs in both the four-year (75 percent) and single-year (80 percent) marks. The single-year 80 percent FGR topped the general student population for the first time (79 percent).

An MSU alumnus, Beekman has served his alma mater since 1995, assuming his most recent role as vice president and secretary of the Board of Trustees in 2008. Previously, he served as executive director of the MSU Alumni Association, senior adviser to the provost and assistant dean for finance in the College of Human Medicine. Beekman led MSU's negotiations with the McLaren Health System to develop a hospital adjacent to campus and, with several colleagues, negotiated the expansion of the College of Human Medicine to Grand Rapids. He has taught health policy in the College of Law and the College of Human Medicine.

Beekman received his MBA from the Kellogg School of Management at Northwestern University, his Juris Doctorate from Wayne State University Law School, and his undergraduate degree in justice, morality and constitutional democracy from James Madison College at MSU.





## CLARENCE L. "BIGGIE" MUNN ICE ARENA



Clarence L. "Biggie" Munn Ice Arena has been the site of countless memorable games and the home of some of the greatest teams in Michigan State history. Now, the home of Spartan hockey is on its way to re-establishing itself as one of the top arenas in the country with an \$18 million expansion project that commenced July 2019. Munn Ice Arena regularly welcomes one of the best home crowds in the collegiate game and provides an undeniable advantage as Spartan teams have posted an all-time winning percentage of .679 in the building. Michigan State has ranked in the top 10 of attendance nationally in six of the last seven years.

The building, which was dedicated Nov. 1, 1974, has received several upgrades over the past few years leading up to the 2019-20 expansion project. The current expansion will provide a new dressing room, theatre, weight room, athletic training room, office space and a hall of history, in addition to several other amenities for Spartans.

Improvements to Munn since the fall of 2014 include: high-definition video boards, LED ribbon boards, increased chairback seating, replacement of all bleacher seating, increased ADA compliant seating sections, theatrical lighting, concourse and team area décor.

Prior to the start of the 2014-15 season, the building's ice plant and HVAC systems were completely replaced, along with adding new boards and glass at the cost of over \$6 million. In the summer of 2013, Munn became one of the first college hockey arenas to install an LED lighting system.

The first major renovation to the facility took place during the 1999-00 season when luxury boxes, club seating and a new press box were added.

When Munn Ice Arena, named in honor of late Spartan football coach and athletic director Biggie Munn, was built, it was a

smashing attendance success. With the Spartans playing exciting and winning hockey, Munn Ice Arena drew 118,875 during its first year of operation in 1974-75 and

154,880 in 1975-76, a mark that still stands for total home attendance in one season. The Spartans sold out their game against Northern Michigan on Dec. 19, 1985, and Munn Ice Arena has routinely featured raucous home crowds since. Munn had a sellout streak which lasted more than 17 full seasons and 323 consecutive regular-season games from 1985-2004. MSU drew at least 100,000 fans for 25 consecutive seasons and set a single-season record with an average of 6,722 fans in 1986-87.

Accessible from entrances on all four sides, the upper spectator viewing area includes excellent sight lines for all seating, ancillary public concourse facilities and several ADA-compliant seating platforms. The lower level contains service areas for building maintenance, as well as offices and quarters for varsity, intramural and visiting teams. A training room, weight room, equipment room and players' lounge are all located alongside the Spartan hockey locker room.

Designed by Daverman Associates of Grand Rapids as a hockey-only facility, Munn Ice Arena avoids the scheduling conflicts found in other buildings.

With nearly 3,000 chairback seats and several ADA platforms installed in 2015, the official capacity of Munn Arena is 6,114.



## ATTENDANCE RECORDS

## SINGLE-GAME

1. 7,225 Michigan, 11/10/12
2. 7,121 Michigan, 3/1/01
3. 7,117 Michigan, 1/7/00
4. 7,116 Western Michigan, 2/17/07
5. 7,113 Michigan, 2/15/03
6. 7,103 Michigan, 2/10/12
7. 7,099 Michigan, 11/14/09
8. 7,092 Michigan, 11/3/06
9. 7,072 Michigan, 1/26/08
10. 6,994 Wisconsin, 3/7/15

## SERIES

1. 14,028 Michigan 1/26/08--2/22/08
2. 13,834 Northern Michigan, 2/11-12/02
3. 13,780 Lake Superior State, 2/13-14/87
4. 13,760 Alaska Fairbanks, 2/18-19/00
5. 13,736 Providence 3/23-24/85
6. 13,715 Ferris State, 10/20/01-3/2/02
7. 13,665 Bowling Green, 11/30/86 & 2/6/87
8. 13,650 Northern Michigan, 11/9-10/00
9. 13,632 Lake Superior State, 2/21-22/86
10. 13,624 Maine, 11/21-22/86

CLARENCE L. "BIGGIE"  
MUNN ICE ARENA

Opened:	Nov. 1, 1974
Capacity:	6,114
Ice surface:	200 x 85 feet
Consecutive regular-season sellouts:	323 (Dec. 19, 1985 to March 5, 2004)
Record during streak:	232-63-28 (.762)
2018-19 attendance:	76,453 (14 games) 5,461 average (10th nationally)
Overall Record at Munn:	555-246-69 (.678) 45 seasons
Winning Seasons:	36
Best Record:	20-1-2 (1985-86)
Single-Season Record:	154,880 (1975-76)
Single-Game Record:	7,225 (11/10/12)





## YEAR-BY-YEAR HOME ATTENDANCE

YEAR	GAMES	ATTENDANCE	AVERAGE
1950	8	7,048	881
1950-51	10	11,879	1,188
1951-52	12	14,749	1,229
1952-53	9	8,995	999
1953-54	14	9,617	687
1954-55	12	10,437	870
1955-56	13	13,005	1,000
1956-57	11	15,291	1,390
1957-58	14	20,610	1,472
1958-59	8	19,118	2,390
1959-60	12	13,522	1,127
1960-61	10	15,607	1,561
1961-62	11	18,920	1,720
1962-63	9	18,297	2,033
1963-64	10	12,917	1,292
1964-65	12	26,440	2,203
1965-66	12	23,563	1,964
1966-67	11	25,124	2,284
1967-68	12	21,852	1,821
1968-69	10	23,430	2,343
1969-70	12	25,878	2,157
1970-71	16	44,906	2,807
1971-72	16	51,534	3,221
1972-73	16	51,430	3,214
1973-74	18	67,737	3,763
1974-75	20	118,875	5,944
1975-76	24	154,880	6,453
1976-77	20	126,960	6,348
1977-78	20	119,582	5,979
1978-79	20	89,681	4,484
1979-80	18	87,653	4,870
1980-81	18	81,013	4,501
1981-82	20	103,038	5,152
1982-83	20	128,876	6,444
1983-84	24	153,548	6,398
1984-85	22	144,945	6,588
1985-86	23	151,529	6,588
1986-87	23	154,615	6,722

YEAR	GAMES	ATTENDANCE	AVERAGE
1987-88	20	130,858	6,543
1988-89	23	151,539	6,589
1989-90	22	143,139	6,506
1990-91	17	112,098	6,594
1991-92	17	111,505	6,559
1992-93	20	128,964	6,448
1993-94	18	114,945	6,386
1994-95	20	129,259	6,463
1995-96	20	125,832	6,292
1996-97	16	102,774	6,423
1997-98	23	147,116	6,396
1998-99	19	120,294	6,331
1999-00	21	133,350	6,350
2000-01	17	112,740	6,632
2001-02*	21	206,565	9,836
2002-03	17	109,994	6,470
2003-04	24	154,507	6,438
2004-05	19	107,833	5,675
2005-06	21	106,652	5,079
2006-07	17	98,057	5,768
2007-08	23	126,672	5,507
2008-09	15	82,088	5,473
2009-10	20	99,325	4,966
2010-11	17	90,993	5,353
2011-12	18	96,546	5,364
2012-13	17	99,767	5,869
2013-14	18	97,063	5,392
2014-15	15	85,997	5,733
2015-16	18	93,315	5,184
2016-17	16	72,571	4,536
2017-18	16	82,511	5,157
2018-19	14	76,453	5,461
<b>TOTAL</b>	<b>1,169</b>	<b>5,838,423</b>	<b>4,994</b>
<b>MUNN TOTAL</b>	<b>870</b>	<b>5,191,963</b>	<b>5,968</b>

\* Total includes the Cold War game that was played in Spartan Stadium and drew a then world-record crowd of 74,554 on Oct. 6. Munn Arena totals do not include this game.

## YEAR-BY-YEAR RECORD AT MUNN ICE ARENA

YEAR	W	L	T	Winning %
1974-75	11	8	1	0.575
1975-76	12	10	2	0.542
1976-77	10	10	0	0.500
1977-78	6	13	1	0.325
1978-79	12	8	0	0.600
1979-80	9	9	0	0.500
1980-81	7	9	2	0.444
1981-82	15	5	0	0.750
1982-83	16	4	0	0.800
1983-84	20	4	0	0.833
1984-85	19	3	0	0.864
1985-86	20	1	2	0.913
1986-87	18	4	1	0.804
1987-88	15	4	1	0.775
1988-89	18	4	1	0.804
1989-90	16	3	3	0.795
1990-91	7	7	3	0.500
1991-92	13	2	2	0.824
1992-93	15	5	0	0.750
1993-94	9	7	2	0.556
1994-95	16	4	0	0.800
1995-96	15	5	0	0.750
1996-97	13	3	0	0.813

YEAR	W	L	T	Winning %
1997-98	17	2	4	0.826
1998-99	15	1	3	0.868
1999-00	17	3	1	0.833
2000-01	15	1	1	0.912
2001-02	18	1	1	0.925
2002-03	13	4	0	0.765
2003-04	12	10	2	0.542
2004-05	12	5	2	0.684
2005-06	13	5	3	0.690
2006-07	13	3	1	0.794
2007-08	14	5	4	0.696
2008-09	6	6	3	0.500
2009-10	11	5	4	0.650
2010-11	8	6	3	0.559
2011-12	11	3	4	0.722
2012-13	8	8	1	0.500
2013-14	9	6	3	0.583
2014-15	9	5	1	0.633
2015-16	5	10	3	0.361
2016-17	2	13	1	0.156
2017-18	8	7	1	0.531
2018-19	7	5	2	0.571
<b>TOTAL</b>	<b>555</b>	<b>246</b>	<b>69</b>	<b>0.678</b>





*Michigan  
State*

**THE**  
**COACHING STAFF**

**HEAD COACH DANTON COLE**

Danton Cole, a coaching veteran with international, professional and collegiate experience, was appointed head coach of the Michigan State hockey program on April 11, 2017. He enters his third season behind the Spartan bench in 2019-20 and his 19th season overall as a head coach. Over Cole's career he has coached 100 players who have gone on to play in the National Hockey League and has amassed nearly 500 victories.

Cole, who was a key member of some of the most successful Spartan hockey teams in program history, came to Michigan State from USA Hockey's National Team Development Program where he mentored some of the nation's top young players on the U-17 and U-18 teams for seven seasons.

Year two of the Cole era saw the Spartans improve both their Big Ten win and point total over the previous season. The Spartans posted a winning record at home for the second straight year and were also above .500 against conference foes at Munn Ice Arena, as the facility again ranked in the top 10 nationally in attendance. Half of the Spartans' victories on the season came against top-15 opponents, which included a road sweep of No. 8 Cornell.

The Spartans' continued progress under Cole was furthered by Taro Hirose, who turned in one of the best seasons by a Spartan since 2000. Hirose tied for the national lead in points and ranked second in assists en route to being named Big Ten Player of the Year, a First Team All-American and a Hobey Baker Award finalist. The Big Ten scoring champion signed an entry-level contract with the Detroit Red Wings following the season, becoming the 100th player coached by Cole to reach the NHL.

Hirose was one of a program-record six Spartans to earn All-Big Ten accolades.

With the fourth-youngest roster in the nation that included just three seniors and 19 underclassmen, Cole facilitated progress in all facets of the Spartan program during his first season behind the bench in 2017-18. With five wins against ranked opponents, including three vs. top-10 teams, the Spartans improved their win total over the previous season against a schedule that ranked fifth-toughest in the country. In posting a winning record at home, including going undefeated against non-conference teams, the Spartans were rewarded with strong home crowds as Munn Ice Arena ranked 10th nationally in average home attendance during the season.



## THE COLE FILE ...

**EDUCATION:** Bachelor's degree in finance from Michigan State in 1989

**COLLEGIATE PLAYING EXPERIENCE:** Michigan State 1985-89  
NCAA Champions (1986), NCAA Frozen Four (1986, '87, '89), CCHA Champions (1986, '89), CCHA Tournament Champions (1987, '89), Big Ten Medal of Honor (1989)

**NHL PLAYING EXPERIENCE:** 1989-96  
Winnipeg, Tampa Bay, New Jersey, New York Islanders, Chicago; 1995 Stanley Cup Champion with New Jersey

**PREVIOUS COACHING EXPERIENCE:**  
Head Coach USNTDP, 2010-2017  
*IIHF U-18 World Championship Gold Medal (2012, '14), Bronze Medal (2016)*

Head Coach Alabama-Huntsville, 2007-10  
*CHA Champions (2010), NCAA Tournament (2010)*

Assistant Coach Bowling Green, 2006-07

Head Coach Motor City Mechanics (UHL), 2005-06

Head Coach Grand Rapids Griffins (AHL), 2002-05  
*Calder Cup Playoffs (2003, '04)*

Head Coach Muskegon Fury (UHL), 2001-02  
*Colonial Cup Champions (2002)*

Assistant Coach Grand Rapids Griffins (IHL), 1999-2001

**PERSONAL:** Born Jan. 10, 1967, in Pontiac, Mich.  
Family: wife Debbie and three daughters; Ashton, Madeleine and Payton

The young Spartan roster was bolstered by the program's high-scoring trio of Hirose, Patrick Khodorenko and Mitchell Lewandowski. Lewandowski became the first Spartan since 2006 to be named a conference rookie of the year as he was voted Big Ten Freshman of the Year, while Hirose earned All-Big Ten second team accolades.

In the classroom, the Spartans have produced a total of 33 Academic All-Big Ten honors over Cole's first two seasons. The 2018-19 squad had 11 student-athletes with GPAs of 3.5 or better, while the team GPA of 3.2 was the fourth highest in program history.

Under Cole's leadership of the program, the home of Spartan hockey – Munn Ice Arena – is currently undergoing an \$18.8 million renovation that will be ready for the 2020-21 season. The expansion project on the south side of the arena will provide the Spartans with completely new team accommodations, including dressing room, weight room, video room, offices and players' lounge, among other amenities.

Prior to returning to Michigan State as the seventh head coach in program history, Cole's highly-successful run with USA Hockey included guiding the U.S. to two gold

medals (2012, 2014) and one bronze medal (2016) at the International Ice Hockey Federation Men's Under-18 World Championship and three top-three finishes at the World Under-17 Hockey Challenge (2011, 2013, 2014), the top events in each age group.

His teams also enjoyed success in numerous international tournaments, having captured U17 titles at the Four Nations (2010, 2012) and Vlad Dzurilla (2011) tournaments. While leading the U18s, the U.S. has placed first on three occasions in major competitions: twice at the Four Nations (2011, 2015) and once at Five Nations (2014) tournaments.

Cole's first taste of international coaching came with the U.S. Under-18 Select Team at the 2009 Ivan Hlinka Memorial Cup, where he served as assistant coach. He assumed that same role in 2013 for the bronze-medal winning U.S. Men's National Team at the IIHF Men's World Championship.

Cole's coaching career started immediately following his playing days. After retiring from the Grand Rapids Griffins in 1999-2000, he remained with the team for the season as an assistant before spending 2001-02 with Muskegon in the United Hockey League, guiding the team to the playoff championship.







Cole followed that with a nearly three-year stint as head coach of the Griffins which included two Calder Cup Playoff appearances in 2003 and 2004. After coaching the UHL's Motor City Mechanics through 2006, he amassed a five-year pro coaching record of 222-126-17 (.632).

In 2006-07, Cole landed his first college job as an assistant at Bowling Green. After one year at BGSU, he was hired as head coach at Alabama-Huntsville where he went 23-59-12 in three seasons. He led UAH to the College Hockey America tournament title in his third season with the school in 2009-10, earning the program's second-ever berth in the NCAA Tournament, before moving on to USA Hockey in 2010.

Cole's playing career at MSU began in 1985-86 as he helped further the Spartans' trek to sustained national prominence. In his four years at Michigan State, the Spartans went 131-44-8 (.738), winning a NCAA National Championship (1986), making three NCAA Frozen Four appearances (1986, 1987, 1989), capturing two CCHA regular-season titles (1986, 1989) and two CCHA Tournament championships (1987, 1989).

As a junior at MSU, Cole was second in team scoring with 20 goals and 56 points, and then was the third-highest scorer as a senior with 29 goals and 62 points.

Cole, who was the recipient of the Distinguished Spartan Award in 2013, ended his Michigan State career with 69 goals and 94 assists for 163 points. He shares the MSU career games played record of 180 with former teammate Don McSween.

Cole graduated with a degree in finance and excelled in the classroom at MSU as he was a three-time CCHA All-Academic Team honoree. He is one of nine Spartan hockey players to have received the Big Ten Medal of Honor, garnering the accolade as a senior.

Cole was drafted in the sixth round, 123rd overall, by the Winnipeg Jets in the 1985 NHL Entry Draft. After making his pro debut with the AHL's Moncton Hawks in 1989-90, Cole saw his first action in the NHL that season as well, recording two points in two games for the Jets.

Cole went on to play 11 seasons professionally. He played 318 NHL games over six seasons with Winnipeg, Tampa Bay, New Jersey, the New York Islanders and Chicago.

His best season in the NHL came in 1993-94 when he put up 20 goals and 23 assists for 43 points in 81 games for the Tampa Bay Lightning.

He is one of 15 Spartans to have hoisted the Stanley Cup as he helped the New Jersey Devils to the 1995 Cup.

Cole played four more seasons in the IHL for the Grand Rapids Griffins before retiring with the team in 1999-2000.



He represented the USA as a member of the Men's National Team on three occasions (1990, 1991, 1994) and earned outstanding player of the 1991 IIHF Men's World Championship.

A native Michigander, Cole was born in Pontiac and raised in Lansing. He played youth hockey around the state and then in the Ontario Junior Hockey League in 1984-85, recording 95 points in 41 games.

He graduated from Waverly High School, where he was a two-time all-league baseball selection, playing alongside Baseball Hall of Famer John Smoltz.

Cole, 52, and his wife Debbie, a Lansing native, have three daughters - Ashton, Madeleine and Payton.

## ASSISTANT COACH CHRIS LUONGO

### THE LUONGO FILE ...

**EDUCATION:** Bachelor's degree in general business from Michigan State in 1990

**COLLEGIATE PLAYING EXPERIENCE:** Michigan State, 1985-89

**PROFESSIONAL PLAYING EXPERIENCE:** 1989-2004  
NHL (Detroit, New York Islanders, Ottawa), AHL, IHL, DEL (Germany)

#### PREVIOUS COACHING EXPERIENCE:

Assistant Coach	USNTDP, 2015-17
Head Coach	Alabama-Huntsville, 2010-12
Assistant Coach	Alabama-Huntsville, 2008-10
Assistant Coach	Wayne State, 2006-08
Assistant Coach	Motor City Mechanics (UHL), 2005-06



Chris Luongo, a former Spartan hockey captain, joined the Michigan State staff in May 2017 after having spent two seasons serving alongside Danton Cole as an assistant coach with the U.S. National Team Development Program.

Luongo has helped the Spartans make progress in all facets over the last two seasons. The former Spartan defenseman has mentored a young defense corps that has included just one senior in each of the last two seasons. In 2018-19, a pair of Spartan blueliners garnered all-conference recognition as freshman Dennis Cesana was named to the all-freshman team, while Zach Osburn garnered honorable mention accolades.

While with the NTDP, Luongo worked primarily with the team's defensemen and contributed tactically in all areas, including special teams.

Prior to joining USA Hockey, Luongo spent four seasons at the University of Alabama-Huntsville. Luongo served as an assistant under Cole from 2008-10, and then took over as head coach for two seasons, from 2010-12, when Cole departed for USA Hockey.

Luongo, a native of Fraser, got his first job in college hockey at Wayne State University, where he was an assistant coach under Bill Wilkinson for two seasons, from 2006-08.

Luongo's first job in coaching was with the Motor City Mechanics of the UHL (2005-06).

Prior to joining the coaching ranks, Luongo enjoyed a 15-year professional career that included appearing in a combined 218 NHL games for the Detroit Red Wings, New York Islanders and Ottawa Senators. Along with spending time in the AHL and IHL, Luongo played his final seven seasons in Germany.

Luongo's career at Michigan State was highlighted by an NCAA title his freshman season (1986) and then two more Frozen Four appearances (1987, 1989). The Spartans also captured two CCHA regular-season titles

(1986, 1989) and two CCHA Tournament championships (1987, 1989) as part of winning over 130 games during Luongo's four years in East Lansing.

During his MSU career, Luongo compiled 69 points in 157 games for the Spartans and served as an alternate captain during his junior season before being elected captain as a senior. He was a second-team All-CCHA selection as a senior and was voted the winner of MSU's Outstanding Defensive Player award in each of his final two seasons.

Luongo was a part of three U.S. Men's National Teams at the IIHF World Championship (1996, 1998, 2000), helping the USA earn the bronze medal in 1996. He also received USA Hockey's Bob Johnson Award, recognizing excellence in international hockey competition during the 1996 season.

Luongo earned his bachelor's degree in general business from MSU in 1990. His family includes his wife, Cheryl, and sons, Anthony, who is a junior at MSU, and Christopher, who is in high school.



## ASSISTANT COACH JOE EXTER

## THE EXTER FILE ...

**EDUCATION:** Bachelor's degree in political science from Merrimack in 2003

**COLLEGIATE PLAYING EXPERIENCE:** Merrimack, 2000-03

**PROFESSIONAL PLAYING EXPERIENCE:** 2003-05  
ECHL

**PREVIOUS COACHING EXPERIENCE:**

Assistant Coach	Ohio State, 2011-17
Assistant Coach	USNTDP, 2007-11
Assistant Coach	Cedar Rapids RoughRiders (USHL), 2006-07
Assistant Coach	American International College, 2005-06



Joe Exter is in his third season at Michigan State after joining the coaching staff in May 2017. Exter came to MSU after highly-successful stints at Ohio State and the U.S. National Team Development Program.

While contributing to the Spartans' improvement in all areas over the last two seasons, Exter provides Spartan netminders an especially high level of expertise as one of the country's foremost goaltending tutors. Exter has helped increase senior John Lethemon's save percentage over each of the last two seasons, while last year, fellow goaltender Drew DeRidder was voted to the Big Ten's All-Freshman team as one of six Spartans to earn all-conference accolades.

In his six seasons (2011-17) at Ohio State, Exter helped the Buckeyes reach the NCAA Tournament in 2017 and mentored three All-Americans in Mason Jobst (2017), Ryan Dzingel (2014) and Brady Hjelle (2013).

While with the USNTDP from 2007-11, Exter was on the coaching staff of the U.S. Men's National Under-18 Team for four IIHF World Men's Under-18 Championships, helping Team USA to a bronze medal in 2008, before capturing three consecutive gold medals from 2009-11.

His highly-accomplished tenure with USA Hockey also included serving on the staff at the World Junior Championship in 2010, '11 and '12. The team won gold in 2010 and then bronze in 2011, marking the first time the USA won back-to-back medals in the event.

As the first full-time goaltending coach with the NTDP, Exter was responsible for planning, designing and executing the regular on-ice practices for goaltenders, as well as scouting and evaluating the nation's top goaltending prospects. Exter was the coordinator of the revolutionary Warren Strelow National Goaltending Mentor Program, which is designed to recruit, develop and produce elite goaltenders across the United States.

Exter spent the 2006-07 season with the Cedar Rapids RoughRiders of the United States Hockey League, where he was responsible for the team's defensemen and goaltenders, as well as overseeing scouting and recruiting efforts.

A native of Cranston, Rhode Island, Exter got his first college hockey coaching opportunity in 2005-06, serving as an assistant coach at American International College.

Exter began his coaching career as an assistant at Cushing Academy, his alma mater.

Exter was a 2003 second-team All-Hockey East selection at Merrimack and earned a spot on the league's 2001 all-rookie team. He served as team captain as a senior after being named an assistant captain the prior season. He was the team's MVP in 2003 and also garnered the Players Coach Award.

Following his collegiate career, Exter spent two seasons in the Pittsburgh Penguins organization, playing for the ECHL's Wheeling Nailers.

Exter earned his bachelor's degree in political science from Merrimack in 2003. Exter is married to Erin Van Bruggen and the couple has one son, Maxwell, who was born in February 2012.



## VOLUNTEER ASSISTANT COACH JIM SLATER

## THE SLATER FILE ...

**EDUCATION:** Bachelor's degree in human resources from Michigan State in 2005  
Currently pursuing a master's degree from MSU

**COLLEGIATE PLAYING EXPERIENCE:** Michigan State, 2001-05

**PROFESSIONAL PLAYING EXPERIENCE:** 2005-19  
NHL (Atlanta, Winnipeg), Swiss National League

**OLYMPIC PLAYING EXPERIENCE:** 2018, Pyeongchang  
USA



Former Spartan standout and NHL veteran Jim Slater joined the staff as a volunteer assistant coach in September 2019.

"The program has been a huge part of my life and to be able to come back and be a part of it again is great," Slater said. "I'm really looking forward to learning from Danton and the rest of the coaching staff. It's going to be a different experience but one that I'm looking forward to pursuing."

Slater, who played at Michigan State from 2001-05, completed his 14th professional season this past spring. The native of Lapeer had a 10-year NHL career as he played nearly 600 games from 2005-2015 for the Winnipeg Jets franchise – the first six years in Atlanta, and the next four in Winnipeg after the team relocated. He spent the last four seasons in the Swiss National League, playing for Genève Servette for two seasons (2015-17), and then the last two with Fribourg-Gotteron HC (2017-19).

Slater is one of 18 Spartans to have played in the Olympic Games as he served as an assistant captain for the United States in 2018 at the Games in Pyeongchang.

In four years at MSU, Slater played in 157 games, scored 64 goals and had 108 assists for 172 points, which is 23rd on the Spartans' career scoring list. He was fourth in team scoring as a freshman, third as a sophomore and first as a junior (19 goals, 29 assists, 48 points) and a senior (16-32-48). Slater was elected team captain as both a junior and senior.

As a junior in 2003-04, Slater earned second team All-America honors and was a Hobey Baker Award finalist. He was a two-time All-CCHA first team selection and two-time MSU team MVP. In 2018 he was honored with the program's Distinguished Spartan Award.

Slater earned his degree from Michigan State in human resources and is currently pursuing a Master's degree in sports coaching and leadership from MSU. He and his wife, Andria, have two children.





**HOCKEY ADMINISTRATIVE STAFF****HOCKEY STAFF**


ASSISTANT DIRECTOR OF  
ATHLETIC COMMUNICATIONS  
**JEFF BARNES**



MUNN ICE ARENA  
MANAGER  
**TOM CAMPBELL**



ASSOCIATE HEAD  
ATHLETIC TRAINER  
**DAVE CARRIER**




EXECUTIVE  
SECRETARY  
**LINDSAY FAST**



SENIOR ALL-ACCESS PRODUCER  
ATHLETIC COMMUNICATIONS  
**JUSTIN GARANT**




NCAA/BIG TEN  
FACULTY ATHLETICS REPRESENTATIVE  
**MICHAEL KAPLOWITZ**



NCAA/BIG TEN  
FACULTY ATHLETICS REPRESENTATIVE  
**BONNIE KNUTSON**



EQUIPMENT  
MANAGER  
**TOM MAGEE**



DIRECTOR OF STUDENT-ATHLETE  
DEVELOPMENT  
**ANGELA MONTIE**



TEAM  
PHYSICIAN  
**DR. ROBERT NORRIS**



EXECUTIVE ASSOCIATE AD/  
STUDENT-ATHLETE SERVICES  
**JIM PIGNATARO**



HOCKEY OPERATIONS  
ASSISTANT  
**BARBARA POWERS**




DIRECTOR OF  
HOCKEY OPERATIONS  
**DAN STURGES**



ACADEMIC  
COORDINATOR  
**MELISSA TALLANT**




ASSOC. HEAD STRENGTH &  
CONDITIONING COACH / DIR. OF SPORT SCIENCE  
**MIKE VORKAPICH**



STUDENT  
MANAGER  
**ADAM DEC**



STUDENT  
MANAGER  
**TONY FEDRIZZI**



STUDENT  
MANAGER  
**CAM STEVENSON**

A black and white photograph of three Michigan State Spartans hockey players celebrating on the ice. The player on the left is wearing jersey number 9, the middle player is wearing number 12, and the player on the right is wearing number 15. They are all wearing white jerseys with dark horizontal stripes and the Michigan State Spartans logo. The player on the right is holding a Bauer hockey stick. In the background, a blurred crowd of spectators is visible.

*Michigan  
State*

**THE**  
**SPARTANS**  
2019/20



11



## TOMMY APAP

**JR. / F / 6-2 / 208**  
**BLOOMFIELD HILLS, MICHIGAN**

### 2018-19 (SOPHOMORE)

Skated in all 36 games, registering six points (3g, 3a) ... Voted winner of the team's Spartan Shield Award ... Ranked fourth among the Big Ten's regular centermen in faceoff winning percentage .570 ... Was second in the conference in total faceoff wins with 391 ... Scored his first goal of the season in a 4-2 win over Minnesota on the road (11/24) ... Picked up an assist in the Spartans' 4-3 victory over Michigan (11/30) ... Scored his second goal of the season in the first period of the Spartans' 6-4 victory over No. 11 Penn State (1/12) ... Assisted on Cole Krygier's goal in a win over Minnesota (1/20) ... Scored at Ohio State (3/1).

### 2017-18 (FRESHMAN)

Ranked second in the Big Ten in faceoff winning percentage at .582 (272-195) ... Had four points (2g, 2a) in 30 games ... Was fourth in faceoff winning percentage among all freshmen nationally that took at least 100 draws ... Scored his first career goal in the opening period of the Spartans' first victory of the year, a 3-2 win over Bowling Green (10/14) ... Had a goal in the Spartans' final game of the season at Ohio State (3/3) in the Big Ten Tournament quarterfinals ... Missed six games with an injury before returning to the lineup in a win at Wisconsin (1/12) ... Assisted on Brennan Sanford's goal at Penn State (11/24) ... Had an assist in a 6-3 win at Ohio State (2/3).

### PRIOR TO MSU

Played his second USHL season with the Youngstown Phantoms in 2016-17, recording 20 points (4g, 16a) in 58 regular-season games, while adding a goal in five playoff contests ... Made his USHL debut with the Fargo Force in 2015-16 and played 14 games with the club

before being dealt to Youngstown where he had 15 points (4g, 11a) in 38 games ... Put up 39 points (13g, 26a) in 57 regular-season games with the Wichita Falls Wildcats of the NAHL in 2014-15 and then added three goals and three assists in six playoff games ... Played three seasons (2011-14) for University of Detroit Jesuit High School earning All-State honors each year ... His best year came in 2013-14 where he had 63 points (14g, 49a) in 29 games.


### PERSONAL

Born Feb. 27, 1996 in Bloomfield Hills, Michigan ... Son of Paul and Maureen ... Father is a 1987 graduate of Michigan State ... Lists Pavel Datsyuk as his favorite player because "he plays both ends of the ice" ... Was a two-time All-State honoree in lacrosse ... Parents are his biggest hockey influences as they built a rink in their backyard each winter ... Has two younger siblings, Teddy and Ellie.



### CAREER STATISTICS

YEAR	GP	G	A	PTS	PPG	SHG	GWG	+/-	PEN-MIN
2017-18	30	2	2	4	0	0	0	-9	3-6
2018-19	36	3	3	6	0	0	0	E	13-42
<b>TOTAL</b>	<b>66</b>	<b>5</b>	<b>5</b>	<b>10</b>	<b>0</b>	<b>0</b>	<b>0</b>	<b>-9</b>	<b>16-48</b>



## DENNIS CESANA

**SO. / D / 5-9 / 195**  
**PROVIDENCE, RHODE ISLAND**

### 2018-19 (FRESHMAN)

Voted to the Big Ten All-Freshman Team ... Led all Big Ten rookies in assists (21) and was second in points (24) ... Voted the winner of the team's Outstanding Rookie Award ... His 21 assists were sixth most among all freshmen nationally and second among defensemen ... His 24 points were the most by a Spartan freshman defenseman since Jeff Petry had the same amount in 2007-08 ... Only Spartan freshman to play in all 36 games ... Recorded seven multi-point games, including three three-point games ... Recorded his first-collegiate goal and added an assist in the Spartans' 5-2 win over Cornell (10/26) ... Had his first two-assist game at ASU (11/9) ... Tallied an assist on Mitch Lewandowski's game-winning goal in the third period vs. Michigan (11/30) ... Had two three-point games in a week, the first of which came vs. LSSU (12/31) with a goal and two assists, earning a spot on the GLI All-Tournament Team ... Recorded two assists and then scored the game-tying goal with 47 seconds left in a 7-7 tie with Ohio State (1/4) ... Had his third three-point game of the season with three assists in a win over Minnesota (1/19) ... Picked up two assists in the Spartans' 4-1 victory over Wisconsin (2/1) ... Had two assists in the series vs. Michigan (2/8-9) ... Had his seventh multi-point game of the season with two assists in a 3-2 win at Ohio State (3/2) ... Got his first-collegiate point with an assist on Taro Hirose's goal vs. NMU (10/13).

### PRIOR TO MSU

Ranked fourth among all players and first among defensemen in the AJHL in points with 75 points in 60 regular-season games in 2017-18 ... Had a league-high 61 assists – 14 more than any other player – in his second season playing for the Brooks Bandits ... Fifteen of his assists came on the power play, which was third

best in the league ... Recorded 12 points (4g, 8a) in 15 playoff games to end the season ... 2017-18 team captain ... Produced 52 points (12g, 40a) in 59 games for Brooks in 2016-17, which ranked second among all defensemen in the AJHL ... His 40 assists were 12th most in the league ... Recorded 16 points (6g, 10a) in 13 playoff games in helping lead the Bandits to the 2017 AJHL's Centennial Cup title ... Played for Kimball Union Academy and the Boston Jr. Bruins Selects U18 team in 2015-16 ... Had 34 points (7g, 27a) in 35 games for Kimball Union and then eight points (4g, 4a) in 14 games for the Jr. Bruins ... Also played for Kimball Union in 2013-14 and 2014-15.

### PERSONAL

Born April 4, 1998 in Providence, Rhode Island ... Son of Dennis and Barbara ... Father, Dennis, played hockey at RPI ... Lists former Spartan defenseman Torey Krug as his favorite NHL player and the Boston Bruins as his favorite NHL team ... His dad is his biggest hockey influence because "he coached me from the time I was 2 until I was 12."



### CAREER STATISTICS

YEAR	GP	G	A	PTS	PPG	SHG	GWG	+/-	PEN-MIN
2018-19	36	3	21	24	0	0	0	-1	7-14
<b>TOTAL</b>	<b>36</b>	<b>3</b>	<b>21</b>	<b>24</b>	<b>0</b>	<b>0</b>	<b>0</b>	<b>-1</b>	<b>7-14</b>







DAMIAN *CHRCEK*

*SR. / D / 5-9 / 188*  
*MARYSVILLE, MICHIGAN*

2018-19 (JUNIOR)

Played in six games.

2017-18 (SOPHOMORE)

Appeared in 11 games, including seven of the final eight games of the season ... Scored in game one of the Big Ten Tournament quarterfinals vs. Ohio State (3/2).

2016-17 (FRESHMAN)

Played in 16 games, recording one goal and two assists ... Scored his first collegiate goal in the third period at Penn State (1/14) ... Had an assist in the 5-4 road victory over No. 13 Ohio State (3/3) ... Registered an assist in a 4-4 tie with Michigan (2/10) at Joe Louis Arena ... Made his collegiate debut in the season-opener at LSSU (10/14) ... Had six penalties for 12 minutes and blocked 14 shots.

PRIOR TO MSU

Played two seasons with the Salmon Arm Silverbacks, registering 21 points (5g, 16a) in 53 regular-season games in 2015-16 ... Added one assist in six play-off games ... Recorded 11 points (1g, 10a) in his first season with Salmon Arm in 2014-15 ... Teammate of fellow Spartan classmate Taro Hirose ... Played two seasons (2012-13 and 2013-14) with Honeybaked U18, recording 11 and 18 points, respectively ... Played with Belle Tire prior to Honeybaked.


PERSONAL

Born Feb. 17, 1996 in Macomb, Michigan ... Son of Steve and Rose ... Three-year letterwinner in baseball as the starting catcher at Marysville High School ... Favorite team is the Detroit Red Wings and favorite player is Drew Doughty ... Lists his parents as his biggest hockey influence and his heroes ... Grew up with former Spartan Dylan Pavelek.



CAREER STATISTICS

YEAR	GP	G	A	PTS	PPG	SHG	GWG	+/-	PEN-MIN
2016-17	16	1	2	3	0	0	0	-4	6-12
2017-18	11	1	0	1	0	0	0	-4	1-2
2018-19	6	0	0	0	0	0	0	-3	0-0
TOTAL	33	2	2	4	0	0	0	-11	7-14



## DREW DERIDDER

**So. / G / 5-11 / 175**  
**FENTON, MICHIGAN**

### 2018-19 (FRESHMAN)

Voted to the Big Ten All-Freshman Team ... Was the youngest goalie in NCAA Division I ... Led MSU with a 3.23 GAA and .906 save percentage ... Made 17 appearances – all starts ... Longest stretch of starts was five consecutive (1/26-2/9) ... Had 30 or more saves nine times, including three games with 40-plus saves ... Made a career-high 52 saves in a tie vs. Wisconsin (2/2) - the most saves by an MSU goaltender since Jeff Lerg in Jan. 2009 ... Recorded his first collegiate win in a 4-2 victory at Minnesota, making 28 saves, including 16 in the third period (11/24) ... Stopped 43 shots the next time out in a 4-3 win over Michigan at Munn (11/30) ... Turned away 35 shots the following night at Michigan (12/1) and was perfect in the shootout to help MSU take five of six points in the series and earn Big Ten Second Star of the Week honors ... Made 45 stops in another tie with Michigan in the GLI (12/31) ... Stopped 27 shots in a 4-1 win over Wisconsin (2/1) ... Made his collegiate debut against Northern Michigan (10/13).

### PRIOR TO MSU

Played 42 games for the U.S. National Team Development Program U-18 team in 2017-18, posting a 2.67 GAA and .899 save percentage ... Helped the U.S. to a silver medal at the IIHF U18 World Championship ... Went 3-0-0-1 (W-OTW-OTL-L) with a 2.52 GAA and .900 save percentage in helping the U.S. capture the 2018 Five Nations Tournament championship ... Had a 34-save shutout in a win over Dartmouth (10/20) ... Led the USA to a gold medal at the 2016 Youth Olympic Games in Lillehammer, Norway, going 4-0 with a 1.00 GAA and .949 save percentage ... Played the 2016-17 season for Cedar Rapids in the USHL where he posted

a 3.27 GAA and .890 save percentage in 41 games ... Played midget hockey for the Oakland Jr. Grizzlies in 2015-16, recording a 2.08 GAA and .929 save percentage in 21 games.

### PERSONAL

Born May 1, 2000 in Lake Forest, Illinois ... Son of James and Jennifer ... Favorite NHL team is the Detroit Red Wings and favorite NHL goaltender is Braden Holtby ... Lists his dad, James, as his biggest hockey influence and his parents as his heroes.



### CAREER STATISTICS

YEAR	GP	GS	MP	GA	Svs	GAA	Sv%	ShO	RECORD
2018-19	17	17	1002:43	54	520	3.23	.906	0	3-8-5
<b>TOTALS</b>	<b>17</b>	<b>17</b>	<b>1002:43</b>	<b>54</b>	<b>520</b>	<b>3.23</b>	<b>.906</b>	<b>0</b>	<b>3-8-5</b>





# **GIANLUCA ESTEVES**

**JR. / F / 5-9 / 171**  
**WINNIPEG, MANITOBA**

## **2018-19 (SOPHOMORE)**

Academic All-Big Ten ... Saw action in three games.

## **2017-18 (FRESHMAN)**

Saw action in 35 games – second most of any freshman ... Two of his three points came over the final four games of the year – had an assist at Notre Dame (2/23) and then one at Ohio State (3/2) in the Big Ten Tournament quarterfinals ... Earned his first-career point with an assist in a win over LSSU (10/28) ... Was one of one of two players to finish the season with a plus rating (plus-2).

## **PRIOR TO MSU**

Put up 45 points (17g, 28a) in 60 regular-season games for the Aston Rebels in his first season in the NAHL in 2016-17 ... Helped lead the Rebels to the NAHL Robertson Cup Finals, recording nine points (5g, 4a) in 12 playoff games, earning a spot on the Robertson Cup All-Tournament Team ... Played two seasons for the Winnipeg Blues of the MJHL, registering 26 points (14g, 12a) in 52 games in 2014-15 and then 39 points (12g, 27a) in 56 games the following year ... Played AAA hockey for the Winnipeg Wild in 2013-14 where he had 52 points (21g, 31a) in 44 contests.

## **PERSONAL**

Born Jan. 29, 1997 in Winnipeg, Manitoba ... Son of Jorge Esteves and Rosa Militano ... Attended St. Paul's High School in Winnipeg where he played varsity soccer ... Favorite player is Paul Kariya ... Lists his parents as his biggest hockey influences and his father as his idol because "he's always found a way to help me in hockey, even though he has never played the game."



## **CAREER STATISTICS**

YEAR	GP	G	A	PTS	PPG	SHG	GWG	+/-	PEN-MIN
2017-18	35	0	3	3	0	0	0	+2	1-2
2018-19	3	0	0	0	0	0	0	-2	0-0
<b>TOTAL</b>	<b>38</b>	<b>0</b>	<b>3</b>	<b>3</b>	<b>0</b>	<b>0</b>	<b>0</b>	<b>E</b>	<b>1-2</b>



## BUTRUS GHAFARI

**Sr. / D / 5-11 / 197**  
**WEST BLOOMFIELD, MICHIGAN**

### 2018-19 (JUNIOR)

Academic All-Big Ten ... Played in 28 games ... Played in each of the first 15 games and in all of the last 11 ... Had 38 blocked shots.

### 2017-18 (SOPHOMORE)

Played in 29 games, including the final 24 of the season ... Voted winner of the team's Spartan Shield Award, given to the player that embodies the qualities of a selfless Spartan ... Scored two goals and added an assist ... Scored his first collegiate goal in the third period vs. Minnesota (1/18), tying the game ... Got his second goal of the year, and second in four games, in a 6-3 win at No. 5 Ohio State (2/3) ... Had an assist vs. Notre Dame (2/23).

### 2016-17 (FRESHMAN)

Saw action in 21 games ... Picked up an assist for his first-collegiate point vs. Denver (10/22) ... Made his collegiate debut at LSSU (10/15) ... Had 14 blocked shots.

### PRIOR TO MSU

Tallied 17 points (2g, 15a) in 59 games in playing his second season with the Bloomington Thunder in 2015-16 ... Led Bloomington in plus/minus at plus-14 and was voted the team's defenseman of the year ... Both goals in 2015-16 came on the power play ... Appeared in 52 games, recording nine points and 61 penalty minutes in his first season with Bloomington in 2014-15 ... Teammate of fellow Spartan classmate Logan Lambdin in Bloomington ... Played for the Fargo Force in 2012-13 (48 games) and 2013-14 (41 games), recording seven and six points, respectively ... Played youth hockey for Compuware ... Played with former MSU teammate

Dylan Pavelek as part of the U.S. Under-17 Select Team that won the 2012 Five Nations Tournament.

### PERSONAL

Born July 4, 1996 in Grosse Pointe, Michigan ... Son of Sejaan and Nada, both born in Lebanon ... Lists his father and older brother, Saleem, as his biggest hockey influences because of their support and sacrifice ... Lists the Detroit Red Wings as his favorite team and Brooks Orpik as his favorite player because he's "physical, aggressive and a leader" ... Lists his father as his hero ... Began playing hockey after watching The Mighty Ducks movies.



### CAREER STATISTICS

YEAR	GP	G	A	PTS	PPG	SHG	GWG	+/-	PEN-MIN
2016-17	21	0	1	1	0	0	0	-12	8-16
2017-18	29	2	1	3	0	0	0	-10	9-18
2018-19	28	0	0	0	0	0	0	-2	10-20
<b>TOTAL</b>	<b>78</b>	<b>2</b>	<b>2</b>	<b>4</b>	<b>0</b>	<b>0</b>	<b>0</b>	<b>-24</b>	<b>27-54</b>







ADAM *GOODSIR*

*SO. / F / 6-0 / 190*  
*OKEMOS, MICHIGAN*

2018-19 (FRESHMAN)

Skated in all but two games as a rookie, including each of the last 24 of the season ... Produced six points, including three goals and three assists ... Scored in both games of a split with Penn State (2/15-16), which included netting the game-winner in the second period of the series opener ... Scored his first collegiate goal in the first period of a victory over Minnesota (1/20) ... Tallied his first collegiate-point with an assist on Zach Osburn's third-period goal in a 7-7 tie vs. No. 7 Ohio State (1/4) ... Assisted on Logan Lambdin's first period goal in the Spartans' 6-4 victory at No. 11 Penn State (1/12) ... Made his collegiate debut in the season-opener vs. NMU (10/12).

PRIOR TO MSU

Produced 20 points (12g, 8a) in 59 games as captain for the Tri-City Storm in 2017-18 ... His 12 goals ranked second on the team, while his five power-play goals tied for third ... Had 77 penalty minutes – third most on the team ... Took part in the 2017 USHL/NHL Top Prospects Game ... Collected 26 points (16g, 10a) in his first season with Tri-City in 2016-17 ... His 16 goals were second most on the team, while his 26 points were fifth most ... Had a team-leading six power-play goals and also led the Storm in penalty minutes ... Had 28 goals and 45 points in 59 games for the Wichita Falls Wildcats of the NAHL in 2015-16 ... Played the 2014-15 season for the Oakland Jr. Grizzlies U16, recording 13 points (5g, 8a) in 30 games.

PERSONAL

Born Sept. 22, 1998 in Lansing ... Son of Joe and Kerry ... Mom, Kerry, is a graduate of MSU ... Favorite NHL team is the Detroit Red Wings and favorite NHL player is Ryan Kesler ... Lists his parents as his heroes because of "their support and sacrifice" and his dad as his biggest hockey influence.



CAREER STATISTICS

YEAR	GP	G	A	PTS	PPG	SHG	GWG	+/–	PEN-MIN
2018-19	34	3	3	6	0	0	1	–4	10-20
TOTAL	34	3	3	6	0	0	1	–4	10-20



## JAGGER JOSHUA

**FR. / F / 6-2 / 196**  
**DEARBORN, MICHIGAN**

### PRIOR TO MSU

Played two seasons for the Muskegon Lumberjacks in the USHL ... Had 27 points, including 10 goals and 17 assists, in 53 regular season games for Muskegon in 2018-19 ... His four game-winning goals were second most on the team ... Also had four power-play goals, which tied for fourth on the team ... Tied for the team lead in goals in the playoffs with four in eight games ... Ranked third in the USHL with 147 penalty minutes in 2018-19 ... Appeared in 28 games for Muskegon in his first full season in the USHL in 2017-18, recording five points ... Played his first nine games of 2017-18 with the Youngstown Phantoms ... Put up a team-leading 41 points (17g, 24a) in 31 games for Victory Honda U-18 in 2016-17 before making his USHL debut with Youngstown ... Also played youth hockey for Honeybaked and Compuware.

### PERSONAL

Born March 29, 1999 in Dearborn, Michigan ... Son of Juliee Joshua ... Older brother, Dakota, played hockey at Ohio State ... Graduated from Edsel Ford High School in Dearborn ... Favorite NHL team is the Detroit Red Wings and favorite NHL player is Wayne Simmonds because he plays a "similar style" ... Lists his brother, Dakota, as his biggest hockey influence.





AUSTIN KAMER

JR. / F / 5-10 / 184  
GRAND RAPIDS, MICHIGAN

2018-19 (SOPHOMORE)

Voted winner of the team’s Most Improved Player Award ... Earned AHCA All-American Scholar accolades for the second straight year and was a Big Ten Distinguished Scholar ... Academic All-Big Ten ... Posted a perfect 4.0 GPA (chemical engineering) ... Appeared in 22 games, including each of the last 15 ... Had his first multi-point game (1g, 1a) of his career in the Spartans’ 5-3 victory over No. 17 Penn State (2/15) ... Scored his first goal of the season vs. Michigan (2/8) ... Made his season debut in a win at Minnesota (11/24).

2017-18 (FRESHMAN)

One of two Spartans to earn AHCA All-America Scholar honors ... Appeared in 29 games ... Scored his first collegiate goal in a 6-3 win at No. 5 Ohio State (2/3) ... Got his first collegiate point with an assist on Carson Gatt’s go-ahead goal in a 2-2 tie at Penn State (11/25).

PRIOR TO MSU

Recorded 43 points (17g, 26a) in 57 games in 2016-17 for the Lone Star Brahmas in the NAHL ... Represented the South Division at the NAHL Top Prospects Tournament, where he registered a goal and an assist in two games ... Had eight points (2g, 6a) in 11 playoff games in helping lead the Brahmas to the NAHL’s Robertson Cup ... Served as an alternate captain in 2016-17 ... Played two seasons with the Powell River Kings of the BCHL, recording 11 points (3g, 8a) in 40 regular-season games in 2014-15, and then 34 points (18g, 16a) in 55 games in 2015-16 ... Played for the Belle Tire organization from 2009-12 before being a part of the Cleveland Barons U18 team for two seasons from 2012-14 ... Registered 39 points (19g, 20a) in 37 games for the Barons in 2013-14.

PERSONAL

Born May 23, 1996 in Grand Rapids, Michigan ... Son of Nolan and Trish ... Graduated with high honors from Avon Lake High School in 2014 ... Lists Patrick Kane as his favorite player ... Lists his parents as his biggest hockey influences and idols because they “made so many sacrifices for me.”



CAREER STATISTICS

YEAR	GP	G	A	PTS	PPG	SHG	GWG	+/-	PEN-MIN
2017-18	29	1	1	2	0	0	0	-7	0-0
2018-19	22	2	1	3	0	0	0	-4	2-4
TOTAL	51	3	2	5	0	0	0	-11	2-4



## PATRICK KHODORENKO

**SR. / F / 6-0 / 198**  
**WALNUT CREEK, CALIFORNIA**

### 2018-19 (JUNIOR)

All-Big Ten second team ... Academic All-Big Ten ... Tied for fourth in the Big Ten with 18 goals and tied for eighth in the league with 37 points ... Led MSU with nine power-play goals ... In conference play, he recorded 29 points, which was third most in the league and his 12 goals in BIG play were second most ... Had a career-high nine multi-point games ... Scored on the power play in a win at No. 8 Cornell (10/27) ... Recorded his first career hat trick with three power-play goals, including the game-winner, in the Spartans' 5-3 win over Ferris State (11/2) and was named the Big Ten First Star of the Week ... Had a four-game goal scoring streak from Nov. 16-24, capped with a goal and assist in a 4-2 win at Minnesota (11/24) ... Picked up an assist the next time out in a win over Michigan (11/30) to give him his first of two five-game point streaks on the season ... Had a hand in all three Spartan goals vs. Wisconsin (12/8), scoring twice and adding an assist ... Scored on the power-play in a tie with Michigan (12/31) ... Had a career-high four assists in a 7-7 tie with No. 7 Ohio State (1/4), including an assist on Dennis Cesana's game-tying goal in the third period ... Had a three-point performance (1g, 2a) in the series split vs. No. 11 Penn State (1/11-12) ... Had three more points (1a, 2a) the following weekend in a sweep of Minnesota (1/19-20) ... Capped his second five-game point streak with two assists at Notre Dame (1/25) ... Finished January with 12 points (2g, 10) ... Tallied two goals, including the game-winner, and an assist in the Spartans' 4-1 victory over Wisconsin (2/1) ... Assisted on Mitchell Lewandowski's game-tying power-play goal in the third period of game two vs. Wisconsin (2/2) ... Scored a power-play goal in a 5-3 win over No. 17 Penn State (2/15) ... Scored his team-leading ninth power-play goal of the season in a 3-2 win at No. 7 OSU (3/2).

### 2017-18 (SOPHOMORE)

Ranked third on the team in points (32) and was second in both goals (13) and assists (19) ... His 29 points in the regular season ranked 11th in the BIG ... Voted the team's Most Improved Player and was a tri-winner of the Spartan Fitness Award ... Academic All-Big Ten ... Was second on the team and fourth in the Big Ten in power-play goals (6) during the regular season ... Had eight multi-point games - third most on the team ... Ended the season with points in eight of the last nine games (4-7-11), including each of the last three (2-2-4) ... Started a four-game point streak (4-3-7) with a goal and assist in the Spartans'

first win of the season vs. Bowling Green (10/14) and followed it the next time out with a career high three points (1g, 2a) in a win over Western Michigan (10/20) ... Assisted on both goals in a 2-0 win over No. 7 Wisconsin (11/11), starting a five-game point streak over which he produced six assists ... Picked up assists in a sweep of Ferris State (11/17-18), including the primary assist on Taro Hirose's game-winning OT goal in the series opener ... Scored the first two goals of the game in a 5-0 win over Michigan (12/8) ... Scored three goals in the GLI, including twice vs. Michigan (1/2), and was named to the GLI All-Tournament Team ... Scored a shorthanded goal in a 6-3 win at No. 5 Ohio State (2/3), which started his second five-game point streak of the season ... Had two assists in back-to-back games vs. Michigan (2/10) and Penn State (2/16) ... Ended the season with three points (2g, 1a) in the Big Ten Tournament quarterfinal series vs. Ohio State (3/2-3).

### 2016-17 (FRESHMAN)

Tied for third on the team with 18 points (7g, 11a) ... Played in all 35 games ... Nine of his 18 points came in Big Ten play ... Scored the game-tying goal on the power-play vs. Michigan (1/21), had a season-high two goals vs. Wisconsin (2/3), and an assist the next night vs. the Badgers for his first three-game point streak ... Capped his second three-game point streak of the year with an assist and goal, respectively, at No. 13 Ohio State (3/3-4) ... Had two assists in the season finale vs. Ohio State (3/16) ... Scored the tying goal in the second period of MSU's 2-2 tie at No. 5 North Dakota (11/26) ... Picked up an assist on Mason Appleton's game-winning, third-period goal at Ferris State (11/12) ... Assisted on Appleton's game-winning OT goal vs. Michigan Tech (11/4) ... Had a goal and an assist, respectively, in the two games vs. No. 6 Denver (10/21-22), for his first collegiate points.

### PRIOR TO MSU

Two-year member of the USNTDP where he played for Danton Cole ... Recorded 13 points (7g, 6a), including four points vs. NCAA Division I teams, in 43 games with the USNTDP U-18 team in 2015-16 ... Played the 2014-15 season with the USNTDP U-17s, ranking third on the team with 33 points (13g, 20a) in 55 games ... Scored a goal in four games of the 2014 U-17 Four Nations Tournament and had six points in six games of the 2014 World U-17 Challenge ... Represented the US at the 2015 U-17 Five Nations Tournament ... Played bantam major for Honeybaked in 2012-13, recording 40 points in 23 games ... Put up 30 points in 22 games for the Honeybaked U16s in 2013-14 ... Played bantam hockey for the Los Angeles Selects.

### PERSONAL

Born Oct. 13, 1998 in San Francisco, California ... Son of Alex and Inessa ... Favorite NHL player is Pavel Datsyuk ... Lists his father, Alex, as his biggest hockey influence because he got him started with the game.

### CAREER STATISTICS

YEAR	GP	G	A	PTS	PPG	SHG	GWG	+/-	PEN-MIN
2016-17	35	7	11	18	3	0	0	-11	10-20
2017-18	36	13	19	32	6	1	1	-8	16-35
2018-19	36	18	19	37	9	0	2	+6	15-30
<b>TOTAL</b>	<b>107</b>	<b>38</b>	<b>49</b>	<b>87</b>	<b>18</b>	<b>1</b>	<b>3</b>	<b>-13</b>	<b>41-85</b>







CHRISTIAN KRYGIER

So. / D / 6-2 / 188  
NOVI, MICHIGAN

2018-19 (FRESHMAN)

Played in 33 of 36 games as a freshman ... Picked up an assist on Tommy Miller's second period goal in the Spartans' 5-3 win over No. 17 Penn State (2/15) ... Got his first career assist in a 5-3 win over Minnesota (1/19).

PRIOR TO MSU

Selected in the seventh round (No. 196 overall) by the New York Islanders in the 2018 NHL Draft ... Chosen to play in the USA Hockey CCM All-American Prospects Game where he had an assist ... Had eight assists in 48 regular season games in his second season with the Lincoln Stars in 2017-18 ... Was second on the team with 137 penalty minutes and had a plus-10 rating ... Had an assist in seven games in the 2017-18 play-offs ... Played 15 games in 2016-17 with the U.S. National Under-17 Team, five of which were at the World Hockey Challenge ... Represented the U.S. at the 2017 Ivan Hlinka Memorial Cup ... Had five points (2g, 3a) and was plus-9 in 50 games for Lincoln in 2016-17 ... Played Bantam AAA hockey for Compuware and then U16 hockey for Little Caesars.

PERSONAL

Born May 5, 2000 in Orlando, Florida ... Son of Todd and Kim ... Sister, Natalie, played soccer at Iowa and other sister, Grace, plays soccer at Wisconsin ... Brother, Brock, was a defenseman for Michigan State from 2012-15 ... Father, Todd, played in over 500 NHL games for Hartford, Washington and Anaheim, and is an assistant coach for the Grand Rapids Griffins ... Lists Drew Doughty as his favorite NHL player.



CAREER STATISTICS

YEAR	GP	G	A	PTS	PPG	SHG	GWG	+/-	PEN-MIN
2018-19	33	0	2	2	0	0	0	-11	12-24
TOTAL	33	0	2	2	0	0	0	-11	12-24



## COLE KRYGIER

**SO. / D / 6-3 / 188**  
**NOVI, MICHIGAN**

### 2018-19 (FRESHMAN)

Played in 26 games, recording five points (1g, 4a) ... Missed 10 games with an injury (11/9-12/8) ... Helped MSU sweep Minnesota (1/20) by breaking a 2-2 tie in the second period with his first-career goal ... Got his first-collegiate point with an assist on Zach Osburn's goal vs. Ferris State (11/2) ... Also assisted on Osburn's third-period goal in the Spartans' come-from-behind 7-7 tie vs. Ohio State (1/4) ... Had two assists over the final six games of the year, drawing a helper on Adam Goodsir's eventual game-winning goal vs. Penn State (2/15), and then earning another assist at Ohio State (3/1).

### PRIOR TO MSU

Selected in the seventh round (No. 201 overall) by the Florida Panthers in the 2018 NHL Draft ... Chosen to play in the USA Hockey CCM All-American Prospects Game ... Had 17 points (3g, 14a) in 58 games in his second season with the Lincoln Stars in 2017-18 ... His point total ranked fourth among defensemen on the team ... Posted a plus-12 rating and compiled 107 penalty minutes ... Produced two points (1g, 1a) in seven playoff games to end 2017-18 ... Recorded an assist in the 2018 USHL/NHL Top Prospects Game ... Represented the U.S. at the 2017 Ivan Hlinka Memorial Cup ... Had six points (3g, 3a) in 37 games with a plus-8 rating for Lincoln in his first USHL season ... Played Bantam AAA hockey for Compuware and then U16 hockey for Little Caesars.

### PERSONAL

Born May 5, 2000 in Orlando, Florida ... Son of Todd and Kim ... Sister, Natalie, played soccer at Iowa and other sister, Grace, plays soccer at Wisconsin ... Brother, Brock, was a defenseman for Michigan State from 2012-15 ... Father, Todd, played in over 500 NHL games for Hartford, Washington and Anaheim, and is an assistant coach for the Grand Rapids Griffins.



### CAREER STATISTICS

YEAR	GP	G	A	PTS	PPG	SHG	GWG	+/-	PEN-MIN
2018-19	26	1	4	5	0	0	0	-5	8-16
<b>TOTAL</b>	<b>26</b>	<b>1</b>	<b>4</b>	<b>5</b>	<b>0</b>	<b>0</b>	<b>0</b>	<b>-5</b>	<b>8-16</b>





71



LOGAN LAMB DIN

SR. / F / 5-8 / 173  
NEWPORT, MICHIGAN

2018-19 (JUNIOR)

Tied a career-high with 12 points with four goals and eight assists ... Academic All-Big Ten ... Began the year with four points in six games ... Picked up assists in both games vs. NMU (10/12-13) ... Scored his first goal of the season in the win over No. 8 Cornell (10/27) ... Had a goal in the first period vs. Ferris State (11/3) ... Scored in the third period of a 7-7 tie vs. No. 7 Ohio State and then got the winner for the extra point in the 3-on-3 overtime ... Picked up a goal and an assist in the Spartans' 6-4 win over No. 11 Penn State (1/12) for his first multi-point game of the season ... Assisted on Adam Goodsir's first career goal in a win over Minnesota (1/20) ... Had three assists in the series vs. Michigan (2/8-9).

2017-18 (SOPHOMORE)

Had five goals and five assists for 10 points in 35 games ... Tri-winner of the team's Spartan Fitness Award ... Had two points (1g, 1a), including the game-winning goal, in a 4-3 victory over LSSU (10/28) ... Had his second two-point game (1g, 1a) vs. No. 5 Ohio State (2/2) and then scored an empty-net goal the following night in a 6-3 win (2/3) ... Scored on the power play in a 5-0 win over Michigan (12/8) and then again vs. the Wolverines (1/2) in the GLI ... Academic All-Big Ten.

2016-17 (FRESHMAN)

Had 12 points (6g, 6a) in 34 games ... Had a goal and assist in two of the first five games of the season on Oct. 15 at LSSU and Oct. 28 vs. Princeton ... Scored the Spartans' first goal vs. Michigan in the third-place game of the GLI on Dec. 30 ... Scored a season-high two goals in a 5-4 road win at Ohio State, March 3 ... Had an assist in a pair of ties vs. Michigan -- Jan. 21 and Feb. 10 ... Recorded an assist in a 4-3 win at Ferris State on Nov. 12.

PRIOR TO MSU


Led Bloomington and ranked 11th in the USHL with 28 goals, while his 47 points ranked third on the team in 58 regular season games in 2015-16 ... Voted team MVP ... Registered 11 power-play goals, which tied for the team lead, and five game-winning goals, which ranked second on the team ... Had a team-high 181 shots on goal, which ranked 12th in the league ... Had 10 points (4g, 6a) in nine playoff games in 2016 ... Registered 18 points (10g, 8a) in 48 games during his first season with Bloomington in 2014-15 while posting the team's third-best plus/minus mark at plus-7 ... Spent the 2013-14 season with the Port Huron Fighting Falcons of the NAHL, recording 38 points (19g, 19a) in 59 games ... Played youth hockey for Belle Tire (2012-13) and Victory Honda (2011-12).

PERSONAL

Born Nov. 1, 1995 in Wyandotte, Michigan ... Son of Lance and Karey ... Sister, Alexis, is a 2016 graduate of MSU ... Two year starter at shortstop for Huron High School, earning first-team all-district honors as a senior ... Favorite NHL team is the Detroit Red Wings and favorite player is Martin St. Louis ... His uncle, Bobby Davis, who played at Northeastern from 1997-00, is his biggest hockey influence.

CAREER STATISTICS

YEAR	GP	G	A	PTS	PPG	SHG	GWG	+/-	PEN-MIN
2016-17	34	6	6	12	0	0	1	-4	11-22
2017-18	35	5	5	10	1	0	1	-7	10-20
2018-19	36	4	8	12	1	0	0	-7	8-27
TOTAL	105	15	19	34	2	0	2	-18	29-69



## JOHN LETHEMON

**SR. / G / 6-2 / 190**  
**NORTHVILLE, MICHIGAN**

### 2018-19 (JUNIOR)

Made 20 appearances, including 19 starts, posting a 3.24 GAA and career-best .905 save percentage ... Stopped at least 35 shots in eight games and had four games with at least 40 saves ... Had a career best 44 stops in a 5-3 win over Penn State (2/15) and then made 42 saves the following night ... Made 17 stops in the third period and 32 total in a 3-2 win at Ohio State (3/2) ... Picked up wins in both games of a sweep of Minnesota (1/19-20), making 35 and 36 saves, respectively ... Became the first MSU goaltender since Jake Hildebrand in Jan. 2016 to record an assist, doing so on Jerad Rosburg's empty-net goal in a win over Minnesota (1/19) ... Made 40 saves, including 18 in the third period, in a 6-4 win at No. 11 Penn State (1/12) ... Had his first 40-save game of the season at Wisconsin (12/8) ... Had the best back-to-back games of his career in the series sweep of No. 8 Cornell on the road (10/26-27), making 32 saves in the series-opening win and 36, including 16 in the third period, the following night in a 4-3 win ... Started the year with 21 saves in an season-opening win vs. NMU (10/12).

### 2017-18 (SOPHOMORE)

Saw action in 34 games, making 32 starts ... Academic All-Big Ten ... Was in goal for all 12 Spartan wins ... His four shutouts tied for the most in the Big Ten ... Improved his goals-against average by 0.78 over his rookie season, finishing at 2.88 ... Upped his save percentage by 0.030 from his freshman campaign, ending the year at .903 ... Shutout Wisconsin twice, first doing so with a 38-save effort in a 2-0 win (1/11) and then later on the road with 30 stops in another 2-0 victory (1/12) ... Made 29 saves in a 5-0 win over Michigan ... Recorded his first-career shutout with 15 saves in a 6-0 win over LSSU (10/28) ... Stopped a career-high 41 shots in a 2-2 tie and his first shootout win at Penn State (11/25) ... Got his first road win of the season with 29 saves in a 3-1 win at Ferris State

(11/18) ... Turned away 23 shots in a 4-3 win at No. 5 Notre Dame (2/24) ... Made 37 stops in a 1-1 tie with Michigan (2/9).

### 2016-17 (FRESHMAN)

Played in 14 games, making 11 starts ... Posted a 3.58 goals-against average and .873 save percentage ... Made 23 saves in a 4-1 win at Michigan (2/11) to get his first-career win ... Started back-to-back games on a weekend for the first time in his career at Ohio State (3/3-4), earning a win in game one ... Made 22 saves in playing the final 45 minutes in a 4-4 tie with Michigan at Joe Louis Arena (2/10) ... Had a career-high 35 saves vs. Penn State (2/24) ... Made 30 saves in the third-place game of the GLI vs. Michigan (12/30) ... Made his first collegiate start at LSSU (10/15).

### PRIOR TO MSU

Played two seasons with the Chicago Steel, posting a .912 save percentage and 2.75 goals-against average 31 games in 2015-16 ... Named the USHL Goaltender of the Week on Feb. 8, 2016 after posting a 47-save shutout in going 1-0-1 during the week ... Played in 15 games in 2014-15 with the Steel and had a 3.51 goals against average to go along with a .892 save percentage ... Drafted No. 6 overall by the Steel in the 2014 USHL Entry Draft ... Played two seasons at Farmington High School, his best coming in 2013-14, where he had a 1.99 GAA and .938 save percentage, in helping to lead Farmington High School to the Michigan Division 3 state championship ... Earned first-team All-State and OAA goalie of the year honors as a senior ... Product of the Victory Honda AAA system.

### PERSONAL

Born Aug. 15, 1996 ... Son of Rick and Kim ... Favorite NHL team is the Detroit Red Wings and favorite player is Martin Jones ... Lists his parents as his heroes ... High school coach was former MSU assistant coach Tom Newton's late brother, Bill.

### CAREER STATISTICS

YEAR	GP	GS	MP	GA	Svs	GAA	Sv%	ShO	RECORD
2016-17	14	11	720:20	43	295	3.58	.873	0	2-10-1
2017-18	34	32	1852:14	89	826	2.88	.903	4	12-19-2
2018-19	20	19	1166:35	63	602	3.24	.905	0	9-11-0
TOTALS	62	62	3739:09	195	1723	3.13	.898	4	23-40-3







MITCHELL LEWANDOWSKI

JR. / F / 5-9 / 180  
CLARKSTON, MICHIGAN

2018-19 (SOPHOMORE)

All-Big Ten honorable mention selection for the second straight year ... Ranked 11th in the Big Ten in points (34) and tied for seventh in the league in goals (16) ... Tied for first in the Big Ten with 13 goals in league games, while he ranked eighth in conference play in points with 25 ... Led MSU with four game-winning goals and enters the season as the team's active career leader in game-winners with nine ... Played in all 36 games and had 11 multi-point contests ... Recorded 12 points (7g, 5a) over a career-long eight-game point streak from Jan. 11 – Feb. 1 ... Began the season with points in each of the first five games, notching nine points (3g, 6a) over the span ... Scored the game-winning goal with 1:14 to play and assisted on an empty-net goal in a 4-2 win over NMU (10/12) in the season opener ... Had a three-point performance (1g, 2a) to help the Spartans sweep No. 8 Cornell (10/27) ... Had a goal and assist vs. Ferris State (11/2) ... Scored the game-winning goal in the third period and assisted on Cody Milan's game-tying power play goal vs. Michigan (11/30) ... Had a goal and two assists for his second three-point game of the season in the Spartans' 7-7 tie vs. Ohio State (1/4) ... Started his eight-game point streak with an assist at No. 11 Penn State (1/11) and scored a power-play goal - the eventual game-winner - in the third period of the Spartans' 6-4 victory over the Nittany Lions the following night ... Named the Big Ten Second Star of the Week after scoring two goals, including a game-winner, in both games of a sweep of Minnesota (1/19-20) ... Picked up two assists in the road series vs. Notre Dame (1/25-26) ... Had four points in the Wisconsin (2/1-2) series including two power play goals (2g, 2a) ... Scored two goals - one power-play goal - in the third period vs. Michigan (2/9) ... Broke a 1-1 tie at OSU (3/2) with a goal 1:02 into the third period in 3-2 MSU win.

2017-18 (FRESHMAN)

Big Ten Freshman of the Year and was the only unanimous selection to the Big Ten All-Freshman Team ... Earned All-Big Ten Honorable Mention honors ... Named to the College Hockey News All-Rookie Team ... Voted the MSU Outstanding Rookie ... His team-leading 19 goals tied for the most in the Big Ten during the regular season ... His 34 points ranked second on the team, led all rookies in the BIG and were the most by a

Spartan rookie since David Booth in 2002-03 (36) ... Became the first MSU freshman since Rustyn Dolyny in 1997-98 to score at least 19 goals in a season and became just the seventh rookie in MSU history to record at least 19 goals ... Ended the regular season with nine more goals and eight more points than any other Big Ten rookie and led all conference freshmen in points (33), goals (19), power-play goals (8), power-play points (14) and game-winning goals (5) ... In Big Ten games, he was tops among rookies in goals (13) and power-play goals (5), while tying for first in points (18) and game-winning goals (2) ... Ranked first nationally among all rookies in goals and power-play goals and third in points at the end of the regular season ... Had nine multi-point games ... Recorded a team season-high four points (1g, 3a), including the game-winning goal with 1:26 to play, in a 6-4 win over Western Michigan (10/20) and was subsequently named the Big Ten First Star of the Week ... Also had game-winning goals vs. Lake Superior State (10/28); Ferris State (11/18); Wisconsin (1/12); and Penn State (2/16) ... Had two four-game goal streaks; Nov. 10-18 (6-2-8) and Jan. 6-18 (5-0-5) ... Named the NCAA Third Star and Big Ten Second Star of the Week after producing four points (3g, 1a) in a sweep of Ferris State (11/17-18) ... Scored two goals in a 4-3 come-from-behind win at No. 5 Notre Dame (2/24).

PRIOR TO MSU

Helped lead the Chicago Steel to the 2017 Clark Cup championship with 12 points (3g, 9a) in 13 playoff games ... Ranked sixth on the team with 34 points (15g, 19a) in 55 regular-season games in his second season with the Steel in 2016-17 and was also third on the team with five game-winning goals ... Recorded 18 points (7g, 11a) in 49 games with Chicago in 2015-16 ... Played the 2014-15 season with Honeybaked U18 where he racked up 18 points (12g, 6a) in 23 games before making a jump to the USHL where he played two games with the Des Moines Buccaneers ... Picked up 29 points (13g, 16a) in 22 games with Honeybaked U16 in 2013-14 ... Played Bantam Minor and Midget for Honeybaked, having his best season in 2012-13 when he had 44 points (16g, 28a) in 22 games.

PERSONAL

Born April 17, 1998 in Troy, Michigan ... Son of Jill Stout and Bob Lewandowski ... Graduated from West Aurora High School in 2016 ... Favorite player is Patrick Kane ... Lists his family as his biggest hockey influence ... His mom is his hero because "she does everything for me and works three jobs so I can do what I love."

CAREER STATISTICS									
YEAR	GP	G	A	PTS	PPG	SHG	GWG	+/-	PEN-MIN
2017-18	36	19	15	34	8	0	5	-11	14-50
2018-19	36	16	18	34	5	0	4	+5	13-26
TOTAL	72	35	33	68	13	0	9	-6	27-76



## MITCHELL MATTSON

**So. / F / 6-4 / 204**  
**GRAND RAPIDS, MINNESOTA**

### 2018-19 (FRESHMAN)

Played in 14 games ... Made his collegiate debut in the season-opener vs. NMU (10/12).

### PRIOR TO MSU

Recorded 21 points (9g, 12a) in 53 games for the Sioux Falls Stampede in his fourth USHL season ... Selected in the fifth round (126th overall) by the Calgary Flames in the 2016 NHL Draft ... Had 28 points (12g, 16a) in 55 games for the Bloomington Thunder in 2016-17 ... Selected to play in the 2015 CCM All-American Prospects Game ... Recorded 46 points, including 29 assists, in 25 games for Grand Rapids (Minn.) High School in 2015-16 before joining the Bloomington Thunder for the team's final 21 games ... Led Grand Rapids High School in goals (22) and points (48) in 2014-15 and later generated seven points (2g, 5a) in 13 games for Bloomington in his first USHL action ... Helped Grand Rapids to a third-place finish at the 2016 Minnesota State Hockey Tournament ... Played three seasons for Grand Rapids.

### PERSONAL

Born Jan. 2, 1998 in Grand Rapids, Minnesota ... Son of Jeff and Tara ... Mom, Tara, played volleyball at Minnesota Duluth ... Sister, Lindsay, ran track at the University of Colorado, and other sister, Sidney, played volleyball at the University of North Dakota ... Favorite NHL player is Evgeni Malkin ... Biggest hockey influence is Joe Sakic ... Lists his parents as his heroes.



### CAREER STATISTICS

YEAR	GP	G	A	PTS	PPG	SHG	GWG	+/-	PEN-MIN
2018-19	14	0	0	0	0	0	0	-8	1-2
<b>TOTAL</b>	<b>14</b>	<b>0</b>	<b>0</b>	<b>0</b>	<b>0</b>	<b>0</b>	<b>0</b>	<b>-8</b>	<b>1-2</b>





TOMMY MILLER

JR. / D / 6-2 / 193  
WEST BLOOMFIELD, MICHIGAN

2018-19 (SOPHOMORE)

Played in all 36 games and had four points (2g, 2a) ... Academic All-Big Ten ... Scored his first career goal in the Spartans' 4-3 victory over Michigan (11/30) ... Set up Mitchell Lewandowski's game-winning goal with 1:14 to go in the third period of the season-opener vs. NMU (10/12) ... Scored a goal in the second period of the Spartans' 5-3 victory over No. 17 Penn State (2/15) ... Assisted on Brody Stevens' game-winning goal in the third period at Ohio State (3/2) ... Ranked second on the team with 56 blocks.

2017-18 (FRESHMAN)

Tied for second among Spartan rookies and was third among MSU defensemen with 10 points (10a) ... Led all Big Ten freshmen and was 14th among all players in the league in blocked shots with 78 ... Played in all 36 games and did not record a penalty ... Had a career-high three assists vs. Minnesota (1/18) ... Assisted on two goals in a 6-3 win at Ohio State (2/3) ... Got his first collegiate points with helpers in both games of a sweep of LSSU (10/27-28) ... Assisted on Carson Gatt's goal and had a season-high six blocked shots in a 2-2 tie at Penn State (11/25) ... Assisted on Brody Stevens' first-career goal in a win over Penn State (2/16).

PRIOR TO MSU

Recorded 20 points (3g, 17a) in 65 games in his first full season with the US National Team Development Program in 2016-17 ... Helped lead the USA to gold at the 2017 IIHF U18 World Championship in Slovakia with two assists and a plus-4 rating in seven games ... Joined the USNTDP during the 2015-16 season, producing a 3-5-8 scoring line in 22 games for the U-17 team ... Part of the USA's 2016 Ivan Hlinka Memorial Cup team that advanced to the tournament finals, scoring a goal and

adding an assist in five games ... Also represented Team USA at the 2015 World Under 17 Challenge in Dawson Creek and Fort St. John, British Columbia, scoring a goal and adding three assists in six games ... Played 30 games with Victory Honda in 2015-16 before joining the USNTDP where he had six assists ... Was a member of Victory Honda in 2014-15, producing two goals and six assists in 31 games ... Played bantam hockey for Compuware.

PERSONAL

Born March 6, 1999 in Royal Oak, Michigan ... Son of Laura and Mark, both MSU graduates ... Graduated from Walled Lake Western High School where he played varsity golf as a freshman and sophomore ... Favorite player is Sergei Fedorov ... Lists his sister, Margot, who played hockey at North Dakota from 2008-12, as his biggest hockey influence.



CAREER STATISTICS

YEAR	GP	G	A	PTS	PPG	SHG	GWG	+/-	PEN-MIN
2017-18	36	0	10	10	0	0	0	E	0-0
2018-19	36	2	2	4	0	0	0	-14	9-18
TOTAL	72	2	12	14	0	0	0	-14	9-18



## NICOLAS MÜLLER

**FR. / F / 6-0 / 168**  
**ARISDORF, SWITZERLAND**

### PRIOR TO MSU

Represented Switzerland at both the 2018 and 2019 IIHF World Junior Championships ... Recorded five assists in seven games in playing on the top line to help the Swiss advance to the medal round and take fourth place at the 2019 WJC ... Had two goals in five games at the 2018 WJC ... Played for Modo Hockey in Sweden's J20 SuperElit league since 2016-17 ... Served as team captain and averaged nearly a point per game for Modo in 2018-19 with 40 points (13g, 27a) in 42 regular-season games, while adding seven points (2g, 5a) in five playoff games ... Had 30 points (14g, 16a) in 34 games for Modo in 2017-18 ... Played 24 games for Modo in the J18 in 2016-17 before moving to the SuperElit where he appeared in 22 games, picking up four points ... First played in Sweden in 2015-16 for Modo J18 ... Has significant international experience, playing for Switzerland at the 2017 U18 World Championships, 2017 Hlinka Gretzky Cup and the 2017 World Jr A challenge ... Starred in his home country for both Basel and ZSC prior to playing in Sweden ... Put up 28 points (11g, 17a) in 30 games for ZSC U-17 in 2014-15.

### PERSONAL

Born June 21, 1999 in Liestal, Switzerland ... Son of Christian and Sabine ... Lists Pavel Datsyuk as his favorite all-time NHL player ... Names all of his coaches as his biggest hockey influences.







## JOSH NODLER

**FR. / F / 5-11 / 191**  
**OAK PARK, MICHIGAN**

### PRIOR TO MSU

Selected in the fifth round (150th overall) by the Calgary Flames in the 2019 NHL Draft ... Named to the 2018-19 USHL All-Rookie second team ... Played one season for the Fargo Force where he ranked fourth on the team and 11th among all USHL rookies with 42 points in 54 games ... His 17 goals were also fourth best on the team, while his 25 assists ranked ninth among all USHL rookies and third on the team ... Voted Fargo's Rookie of the Year ... Was chosen to play in the 2019 USHL/NHL Top Prospects Game ... Helped the U.S. to gold at the 2018 World Junior A Challenge ... Led the U.S. Under-18 Men's Select Team at the 2018 Hlinka Gretzky Cup in Edmonton, Alberta, with seven points (1g, 6a) ... Skated on the 2017 U.S. Under-17 Men's Select Team that won first place at the Five Nations Tournament in Ostrava, Czech Republic, recording five points (2g, 3a) in four games ... Put up 22 points (8g, 14a) in 18 games and served as team captain for Honeybaked U16 in 2017-18, and also appeared in four games with the NTDP U-17s and two with Fargo that season ... Played four seasons for Honeybaked.

### PERSONAL

Born April 27, 2001 in Royal Oak, Michigan ... Son of Michael and Dana Nodler ... Lists Patrice Bergeron as his favorite NHL player because of his "complete game" ... Graduated from Berkley High School and was a member of the National Honor Society ... Names his father as his biggest hockey influence because "he has always been my biggest supporter."



## JERAD ROSBURG

**R-SR. / D / 6-2 / 205**  
**CLARKSVILLE, MARYLAND**

**2018-19 (RS-JUNIOR):** Voted winner of the team's Outstanding Defensive Player Award ... Academic All-Big Ten ... Was second among all Spartan defensemen with a career high 16 points, including four goals and 12 assists ... Assisted on Taro Hirose's game-winning goal vs. No. 8 Cornell (10/27) ... Scored his first goal of the season at ASU (11/9) ... Tallied an assist in the Spartans' 4-3 victory over Michigan (11/30) ... Had his first two-point game of the season at Wisconsin (12/7) with a goal and assist ... Picked up an assist in a 7-7 tie vs. No. 7 Ohio State (1/4) ... Had an empty-net goal vs. Minnesota (1/19) and then got an assist the following night (1/20) in a sweep of the Gophers ... Tallied an assist in the Spartans' 4-1 win over Wisconsin (2/1) ... Picked up two assists vs. Michigan at Little Caesars Arena (2/9) ... Scored his first power-play goal of the season in the third period vs. No. 17 Penn State (2/16) ... Had an assist on Mitchell Lewandowski's go-ahead goal in a 3-2 win at Ohio State (3/2) ... Tied for sixth in the Big Ten with a team-leading 74 blocked shots.

### 2017-18 (RS-SOPHOMORE)

Tied a career high with 11 points, which was second most among MSU blueliners ... Big Ten Distinguished Scholar and Academic All-Big Ten honoree ... His 10 assists also tied for second among Spartan defensemen ... Dressed in all 36 games ... Tied a career high with three points with two assists and the game-winning goal with 11:10 to go in the third period in a 4-3 win at No. 5 Notre Dame (2/24) ... Recorded an assist in three straight games from Jan. 6-13 ... Tied a career high with two assists in a 5-0 win over Michigan (12/8) ... Had an assist for his first point of the season in a win over LSSU (10/28).

### 2016-17 (RS-FRESHMAN)

Recorded 11 points (3g, 8a) in 33 games ... Academic All-Big Ten ... Led the team with 41 blocked shots ... Named the Big Ten First Star of the Week on Nov. 29 after scor-

ing two goals and adding an assist on the game-winning goal in MSU's 4-3 victory over No. 5 North Dakota (11/25) ... Picked up assists in back-to-back games in a split at No. 13 Ohio State (3/3-4) ... Also had an assist in both games vs. Ohio State at Munn Ice Arena (2/17-18) ... Had two assists vs. Wisconsin (2/4) ... Drew an assist on JT Stenglein's goal vs. No. 11 Minnesota (12/10) ... Made his collegiate debut in the season-opener at LSSU (10/14) and scored his first-career goal the next night vs. LSSU.

### 2015-16 (FRESHMAN)

Missed the entire season with an injury.

### PRIOR TO MSU

Spent the 2014-15 season with the USHL's Sioux City Musketeers where he had four points and was plus-11 in 12 games ... Missed a majority of the 2014-15 season with an injury ... In his first season with the Musketeers in 2013-14, he posted eight points (2g, 6a) and was plus-12 in 34 games ... Started the 2013-14 campaign playing 11 games for the Cedar Rapids RoughRiders ... Played for the Ohio Blue Jackets U18 team in 2012-13, posting 13 points (2g, 11a) in 40 games ... Played for the USA in the 2013 Ivan Hlinka Tournament.

### PERSONAL

Born June 18, 1996 in Minneapolis ... Son of Jerry and Sherry ... Father, Jerry, retired following the 2018 season as the associate head coach and special teams coordinator for the Baltimore Ravens ... Has two sisters, Margaret and Megan ... Megan was the Maryland Gatorade High School Volleyball Player of the Year and played at American University ... Grew up in Strongsville, Ohio ... Favorite NHL team is the Washington Capitals and favorite player is Ryan McDonagh ... Biggest hockey influence is his first coach, Bob Krosky because he taught the fundamentals and love for the game ... Lists his father as his hero because "he is the hardest-working person I know and a great role model."

### CAREER STATISTICS

YEAR	GP	G	A	PTS	PPG	SHG	GWG	+/-	PEN-MIN
2016-17	33	3	8	11	1	0	0	-11	12-24
2017-18	36	1	10	11	0	0	1	-4	16-54
2018-19	36	4	12	16	1	0	0	+1	11-33
<b>TOTAL</b>	<b>105</b>	<b>8</b>	<b>30</b>	<b>38</b>	<b>2</b>	<b>0</b>	<b>1</b>	<b>-14</b>	<b>39-111</b>



10



## SAM SALIBA

**SR. / F / 5-11 / 183**  
**LINCOLNSHIRE, ILLINOIS**

### 2018-19 (JUNIOR)

Played in all 36 games for the third straight year, producing 10 points (4g, 6a) ... Named the winner of the program's Dr. Steve Swistak Memorial Scholarship for the second straight year ... Academic All-Big Ten ... Ranked fifth in the Big Ten among regular centermen in faceoff winning percentage at .559 ... Started the year with a four-game point streak (2g, 2a), tying a career long, and had points in five of the first six games ... Assisted on a power-play goal in the season-opener and then scored a power-play goal the following night vs. NMU (10/12-13) ... Scored a short-handed unassisted goal in the series-opener and had an assist the following night in the road sweep of No. 8 Cornell (10/26-27) ... Had an assist vs. Michigan on Dec. 31 ... Picked up an assist in the first period of the Spartans' 6-4 victory over No. 11 Penn State (1/12) ... Scored in the Spartans' 5-3 win over Minnesota (1/19) ... Had a goal in game one vs. Michigan on the road (2/8) ... Picked up an assist in the Spartans' 5-3 victory over No. 17 Penn State (2/15).

### 2017-18 (SOPHOMORE)

Recorded nine points (6g, 3a) in appearing in all 36 games ... Had two goals in a 6-4 win over Western Michigan (10/20) ... Scored (10/27) and had an assist (10/28), respectively, in a sweep of LSSU ... Scored a goal in the Spartans' next game at Minnesota (11/3) to extend his point streak to three games ... Scored twice, including once on the power play, vs. Ohio State (1/6) and had an assist the previous night ... Academic All-Big Ten honoree ... Recipient of the inaugural Stephen Swistak Memorial Scholarship.

### 2016-17 (FRESHMAN)

Ranked second on the team with 10 goals, while his 18 points tied for third ... Nine of his goals came over the final 15 games of the season ... Had points in four of the last five games of the year, recording four goals and one assist over the span ... Six of his goals came on the power play, second only to Mason Appleton for most on the team ... Had four multi-point games including a pair of two-goal

games ... Had three goals in a split at Ohio State (3/3-4) including two in game two ... Scored twice, including the tying goal with 4:58 to play in the third period, in a 4-4 tie vs. Michigan at Joe Louis Arena (2/10) ... His first-period power-play goal stood as the game-winning goal in a 3-0 win at Michigan on (1/20) ... Had his second two-assist game of the season against Michigan (1/21), helping set up both goals in 2-2 tie ... Had an assist vs. Wisconsin (2/3), pushing his point streak to a season-long four games ... Assisted on Appleton's power-play goal vs. Michigan in the GLI (12/30) ... Had two assists in the Spartans' 4-3 win at No. 5 North Dakota (11/25) ... Scored his first collegiate goal 1:27 into the first period in a 4-3 win at Ferris State (11/12) ... Recorded his first collegiate point with an assist on Taro Hirose's goal vs. Michigan Tech (11/5).

### PRIOR TO MSU

Ranked 10th in the USHL in goals with 29 and 14th in points with 52, both of which led the Green Bay Gamblers in 2015-16 ... Led the USHL with 16 power-play goals ... Had a team-high five-game point streak during the 2015-16 campaign, over which he scored six goals and added two assists ... Voted team captain and offensive player of the year in 2015-16 ... Totaled 33 points in his second USHL season in 2014-15, splitting time between Green Bay and the Sioux City Musketeers after being traded mid-season ... Made his USHL debut in 2013-14, posting 11 points (3g, 8a) in 30 games for Sioux City ... Captained his Chicago Mission U18 team in 2013-14 and finished as more than a point-per-game player ... Also played youth hockey for Lake Forest Academy, CYA Bantam Major AAA, and Team Illinois.

### PERSONAL

Born Oct. 9, 1995 in Chicago, Illinois ... Son of Joe and Gail ... Graduated from Stevenson High School where he was on the honor roll all four years ... Lists the Chicago Blackhawks as his favorite NHL team and Jonathan Toews as his favorite player because of his leadership ... Lists his father as his biggest hockey influence.

### CAREER STATISTICS

YEAR	GP	G	A	PTS	PPG	SHG	GWG	+/-	PEN-MIN
2016-17	35	10	8	18	6	0	1	-16	7-14
2017-18	36	6	3	9	2	0	0	-10	7-14
2018-19	36	4	6	10	1	1	0	-20	6-12
<b>TOTAL</b>	<b>107</b>	<b>20</b>	<b>17</b>	<b>37</b>	<b>9</b>	<b>1</b>	<b>1</b>	<b>-46</b>	<b>20-40</b>





## ANTHONY SCARSELLA

**Sr. / D / 5-10 / 192**  
**WHITE LAKE, MICHIGAN**

### 2018-19 (JUNIOR)

Did not see any game action ... Academic All-Big Ten ... Voted winner of the team Goofus Award for the second time in his career as the team humorist.

### 2017-18 (SOPHOMORE)

Saw action in nine games ... His first-career goal was the tying goal vs. Western Michigan (10/20) with 7:08 to play in the third period in what turned into a 6-4 victory.

### 2016-17 (FRESHMAN)

Appeared in nine games, including the final three of the season ... Made his collegiate debut in the season-opener at LSSU on Oct. 14.

### PRIOR TO MSU

Played two seasons with the Springfield Jr. Blues ... Ranked as the club's top scoring defenseman with 25 points (8g, 17a) and was also the team leader in plus/minus at plus-10 in 2015-16 ... Voted an assistant captain ... His three game-winning goals ranked second on the team ... Selected to play in the 2016 NAHL Top Prospects tournament ... Tallied 15 points (4g, 11a) in 49 games in his first season with Springfield in 2014-15 ... Four-year letterwinner for Orchard Lake St. Mary's from 2011-14, earning first-team All-State and all-league honors as a senior ... Played his bantam hockey for Victory Honda.

### PERSONAL

Born March 20, 1996 in Commerce, Michigan ... Son of Bruce and Cindi ... Grew up with MSU teammate Cody Milan ... Lists the Detroit Red Wings as his favorite NHL team and Sidney Crosby as his favorite player because of "his leadership and the way he can take over a game" ... Biggest hockey influence is his cousin, Cam ... Lists his father as his idol.



### CAREER STATISTICS

YEAR	GP	G	A	PTS	PPG	SHG	GWG	+/-	PEN-MIN
2016-17	9	0	0	0	0	0	0	-4	3-6
2017-18	9	1	0	1	0	0	0	-2	0-0
2018-19	0	0	0	0	0	0	0	0	0-0
<b>TOTAL</b>	<b>18</b>	<b>1</b>	<b>0</b>	<b>1</b>	<b>0</b>	<b>0</b>	<b>0</b>	<b>-6</b>	<b>3-6</b>







JAKE SMITH

JR. / F / 5-10 / 188  
EAST AMHERST, NEW YORK

2018-19 (SOPHOMORE)

Played in 12 games ... Academic All-Big Ten ... Picked up an assist on Logan Lambdin's goal in the first period vs. Ferris State (11/3) ... Made his season debut at Cornell (10/27).

2017-18 (FRESHMAN)

Had five points (2g, 3a) in 31 games ... Scored his first career-goal against LSSU (10/27) and then had another the following night (10/28) to help the Spartans complete the series sweep of the Lakers ... Assisted on Cody Milan's goal vs. Minnesota at Madison Square Garden (1/20) and then picked up another helper two games later in a win at Ohio State (2/3) ... Had an assist vs. Michigan Tech in the GLI (1/1) ... Voted winner of the Goofus Award as team humorist.

PRIOR TO MSU

Played two seasons for the Chilliwack Chiefs in the BCHL from 2015-17 ... Averaged a point-per-game in the 2016-17 regular season, registering 58 points (32g, 26a) in 58 games to rank third on the team ... Produced 17 points (6g, 11a) in 23 playoff games for the Chiefs, including a five-game point streak over which he recorded 8 points (3g, 5a) ... Compiled a 14-game point streak during the regular season, generating 27 points (13g, 14a) ... Had 25 points (8g, 17a) in 58 regular-season games in his first season with Chilliwack in 2015-16 ... Played 31 games for both Choate Rosemary Hall in Connecticut and the Connecticut Wolf Pack U-18s in 2014-15, producing 18 points (1g, 17a) and 19 points (12g, 7a), respectively ... Played three seasons for the Nichols School in Buffalo, N.Y., from 2011-14.


PERSONAL

Born Oct. 28, 1996 in Boca Raton, Florida ... Son of Carolyn and Dave ... Mother played collegiate lacrosse and field hockey for SUNY Oneonta ... Father played college hockey at Elmira and then professionally in Sweden ... Father is currently the head of strength and conditioning for NHL officials and was the head strength coach for the 1994 Stanley Cup Champion New York Rangers ... Uncle, Barry Smith, is a longtime NHL coach, having won Stanley Cups as an assistant coach with Detroit (three) and Pittsburgh (two) and as director of player development for Chicago (two) ... Lists his parents as his heroes because "they have sacrificed so much for me to pursue my dreams" ... Father is his biggest hockey influence, while Brendan Shanahan and Pavel Datsyuk are his favorite players.



CAREER STATISTICS

YEAR	GP	G	A	PTS	PPG	SHG	GWG	+/-	PEN-MIN
2017-18	31	2	3	5	0	0	0	-3	7-14
2018-19	12	0	1	1	0	0	0	-1	0-0
TOTAL	43	2	4	6	0	0	0	-4	7-14



## WOJCIECH STACHOWIAK

**So. / F / 6-1 / 186**  
**GDANSK, POLAND**

### 2018-19 (FRESHMAN)

Played in 27 games, scoring four goals ... Scored twice vs. LSSU (12/30) in the GLI for the first goals of his career ... Made it three goals in the GLI with a power-play goal vs. Michigan (12/31) ... Scored in the third period vs. Michigan on the road (2/9) ... Made his collegiate debut in the season-opener vs. NMU (10/12).

### PRIOR TO MSU

Had 19 points (9g, 10a) in 38 games in his first season in the USHL for the Illinois Flying Aces, coached by former Spartan hockey player Mike Watt ... Had five multi-point games, including two games with three points ... Played for Jungadler Mannheim in the German Development League (DNL) in 2016-17 and part of 2017-18 ... In 33 games for Jungadler Mannheim U-19 in 2016-17, he ranked second on the team in points (53) and led the team in assists (34) ... In 14 games for Jungadler in 2017-18, he recorded 27 points (13g, 14a) ... Played for Krefelder EV U-19 in 2015-16, putting up 36 points (15g, 21a) in 44 regular-season games ... Played 29 games for Krefelder EV U-16 in 2014-15 (27-32--59).

### PERSONAL

Born July 3, 1999 in Gdansk, Poland ... Son of Wojciech and Dorota ... Favorite NHL team is the San Jose Sharks and favorite player is Joe Thornton ... Lists his father, Wojciech, as his hero and biggest hockey influence because "he always practiced with me and said one day hard work pays off."



### CAREER STATISTICS

YEAR	GP	G	A	PTS	PPG	SHG	GWG	+/-	PEN-MIN
2018-19	27	4	0	4	1	0	0	-10	2-4
<b>TOTAL</b>	<b>27</b>	<b>4</b>	<b>0</b>	<b>4</b>	<b>1</b>	<b>0</b>	<b>0</b>	<b>-10</b>	<b>2-4</b>





THE SPARTANS



BRODY STEVENS

JR. / F / 5-11 / 192  
ANN ARBOR, MICHIGAN

2018-19 (SOPHOMORE)

Scored five goals and added an assist in 33 games ... Tied for second on the team with two game-winning goals ... Scored his first goal of the season in a 5-2 win over No. 8 Cornell (10/26) ... Had his first-career two-point game (1g, 1a) in the Spartans' 4-2 win at Minnesota (11/24), which included scoring the game-winning goal in the third period ... Scored in the first period in a win at home vs. Michigan (11/30) ... Scored the game-winner in the third period of a 3-2 win at No. 7 Ohio State (3/2) ... Scored in the second period vs. ASU (11/9).

2017-18 (FRESHMAN)

Played in 22 games, including each of the last seven games of the season, registering four points (2g, 2a) ... Scored his first-career goal in a win over Penn State (2/16) and then scored the first goal of the game the following night, unassisted ... Got his first collegiate point with an assist on Sam Saliba's second goal vs. Ohio State (1/6) ... Had an assist vs. Ohio State (3/2) in the Big Ten Tournament quarterfinals ... Made his collegiate debut Oct. 20 vs. Western Michigan ... Finished the year with a plus-2 rating.

PRIOR TO MSU

Recorded 28 points (12g, 16a) for the Green Bay Gamblers in his third full season in the USHL in 2016-17 ... Led Green Bay with 134 penalty minutes ... Split the 2015-16 season with the Fargo Force and Madison Capitols, playing 25 games with Fargo (5g, 8a) and then 11 with Madison (4g, 3a) ... Put up 35 points (15g, 20a) in 58 games for Fargo in 2014-15 in his first full USHL season ... Was a reserve member of the USNTDP in 2013-14, recording 12 points (8g, 4a) in 49 games ... Also played 20 games for Victory Honda U18 and two games for the Fargo Force in 2013-14 ... Played for Compuware from 2010-13.

PERSONAL

Born April 26, 1997 in Jackson, Michigan ... Son of Amy and Mark ... Mother was a two-time honorable mention All-Big Ten high jumper at Michigan ... Grandfather played football at MSU for one season in 1949 before leaving for the Korean War ... Three-year all-league performer in baseball at Ann Arbor Skyline High School, where he set school records for batting average, doubles, home runs and slugging percentage ... Favorite player is Andrew Shaw ... Lists his dad as his hero because "he's the hardest working man I've ever met."



CAREER STATISTICS

YEAR	GP	G	A	PTS	PPG	SHG	GWG	+/-	PEN-MIN
2017-18	22	2	2	4	0	0	0	+2	6-12
2018-19	33	5	1	6	0	0	2	-2	11-22
TOTAL	55	7	3	10	0	0	2	E	17-34



## SPENCER *WRIGHT*

***SR. / 6 / 6-2 / 178***  
***FARMINGTON HILLS, MICHIGAN***

### **2018-19 (JUNIOR)**

Academic All-Big Ten ... Did not see any action.

### **2017-18 (SOPHOMORE)**

Academic All-Big Ten ... Did not see any action.

### **2016-17 (FRESHMAN)**

Did not see any action.

### **PRIOR TO MSU**

Played the 2015-16 season with the New Jersey Titans where he went 17-12-1 and ranked 13th in the NAHL with a .917 save percentage ... Owned a 2.63 goals-against average in his one year with New Jersey and was voted team co-MVP ... Earned NAHL East Division Star of the Week honors twice in February 2016 ... Led Detroit Catholic Central to two consecutive state titles in 2014 and '15 ... Went 20-3-1 with a 1.42 goals-against average and .927 save percentage as a senior for DCC, earning first-team All-State accolades.

### **PERSONAL**

Born June 20, 1997 in Royal Oak, Michigan ... Son of Jerry and Julie, both MSU graduates ... Favorite NHL team is the Detroit Red Wings and favorite player of Jimmy Howard ... Lists his dad as his biggest hockey influence and Nick Lidstrom as his idol because he's "a true class act on and off the ice" ... Has wanted to play for Michigan State since he began playing hockey.





## CAREER GAME-BY-GAME STATS

## 11 TOMMY APAP

## 2017-18 GAME-BY-GAME

Date-Opp	G-A-P	Sh	+/	PIM	PP	Sh	GW	BLK
10/13 - at Bowling Green	0-0-0	0	-1	0	0	0	0	2
10/14 - Bowling Green	1-0-1	1	E	0	0	0	0	0
10/20 - Western Mich.	0-0-0	4	-1	0	0	0	0	0
10/21 - at Western Mich.	0-0-0	0	E	0	0	0	0	2
10/27 - Lake Superior St.	0-0-0	0	-1	0	0	0	0	0
10/28 - Lake Superior St.	0-0-0	1	+1	0	0	0	0	0
11/3 - at Minnesota	0-0-0	2	E	0	0	0	0	0
11/4 - at Minnesota	0-0-0	1	-3	0	0	0	0	0
11/10 - Wisconsin	0-0-0	2	-2	0	0	0	0	3
11/11 - Wisconsin	0-0-0	1	E	0	0	0	0	1
11/17 - Ferris State	0-0-0	3	E	0	0	0	0	0
11/18 - at Ferris State	0-0-0	0	E	0	0	0	0	1
11/24 - at Penn State	0-1-1	0	-1	0	0	0	0	1
11/25 - at Penn State	0-0-0	0	E	0	0	0	0	1
12/1 - Notre Dame	0-0-0	3	+1	0	0	0	0	0
12/2 - Notre Dame	0-0-0	0	E	0	0	0	0	0
1/12 - at Wisconsin	0-0-0	1	E	0	0	0	0	0
1/13 - at Wisconsin	0-0-0	0	-1	2	0	0	0	0
1/18 - Minnesota	0-0-0	1	E	0	0	0	0	1
1/20 - vs Minnesota	0-0-0	1	-1	0	0	0	0	0
2/2 - at Ohio State	0-0-0	3	E	0	0	0	0	0
2/3 - at Ohio State	0-1-1	1	+3	0	0	0	0	2
2/9 - Michigan	0-0-0	2	-1	2	0	0	0	0
2/10 - vs Michigan	0-0-0	1	-1	0	0	0	0	3
2/16 - Penn State	0-0-0	0	-1	2	0	0	0	2
2/17 - Penn State	0-0-0	1	E	0	0	0	0	1
2/23 - at Notre Dame	0-0-0	0	E	0	0	0	0	0
2/24 - at Notre Dame	0-0-0	2	E	0	0	0	0	1
3/2 - at Ohio State	0-0-0	1	E	0	0	0	0	1
3/3 - at Ohio State	1-0-1	1	E	0	0	0	0	1
<b>TOTAL</b>	<b>2-2-4</b>	<b>33</b>	<b>-9</b>	<b>6</b>	<b>0</b>	<b>0</b>	<b>0</b>	<b>23</b>

## 2018-19 GAME-BY-GAME

Date-Opp	G-A-P	Sh	+/	PIM	PP	Sh	GW	BLK
10/12 - Northern Michigan	0-0-0	1	E	0	0	0	0	1
10/13 - Northern Michigan	0-0-0	0	E	0	0	0	0	0
10/26 - at Cornell	0-0-0	0	+1	0	0	0	0	1
10/27 - at Cornell	0-0-0	0	E	4	0	0	0	2
11/2 - Ferris State	0-0-0	1	-2	2	0	0	0	0
11/3 - at Ferris State	0-0-0	2	E	0	0	0	0	1
11/9 - at Arizona State	0-1-1	1	+1	0	0	0	0	2
11/10 - at Arizona State	0-0-0	1	E	0	0	0	0	0
11/16 - Notre Dame	0-0-0	3	E	2	0	0	0	1
11/17 - Notre Dame	0-0-0	1	E	2	0	0	0	0
11/23 - at Minnesota	0-0-0	1	-1	0	0	0	0	1
11/24 - at Minnesota	1-0-1	1	+2	0	0	0	0	1
11/30 - Michigan	0-1-1	4	+1	0	0	0	0	0
12/1 - at Michigan	0-0-0	0	E	0	0	0	0	1
12/7 - at Wisconsin	0-0-0	1	-3	0	0	0	0	1
12/8 - at Wisconsin	0-0-0	0	-1	0	0	0	0	1
12/30 - vs Lake Superior St.	0-0-0	1	-1	0	0	0	0	0
12/31 - vs Michigan	0-0-0	2	E	24	0	0	0	2
1/4 - Ohio State	0-0-0	1	-1	0	0	0	0	4
1/5 - Ohio State	0-0-0	1	E	0	0	0	0	2
1/11 - at Penn State	0-0-0	0	-2	0	0	0	0	0
1/12 - at Penn State	1-0-1	2	+3	0	0	0	0	3
1/19 - Minnesota	0-0-0	2	E	0	0	0	0	0
1/20 - Minnesota	0-1-1	1	+1	0	0	0	0	1
1/25 - at Notre Dame	0-0-0	0	-1	0	0	0	0	0
1/26 - at Notre Dame	0-0-0	3	E	0	0	0	0	2
2/1 - Wisconsin	0-0-0	2	+1	2	0	0	0	1

2/2 - Wisconsin	0-0-0	1	E	0	0	0	0	2
2/8 - at Michigan	0-0-0	1	-2	0	0	0	0	3
2/9 - vs Michigan	0-0-0	3	E	2	0	0	0	1
2/15 - Penn State	0-0-0	1	+2	2	0	0	0	1
2/16 - Penn State	0-0-0	0	E	0	0	0	0	3
3/1 - at Ohio State	1-0-1	2	+1	0	0	0	0	1
3/2 - at Ohio State	0-0-0	0	+1	0	0	0	0	1
3/8 - at Notre Dame	0-0-0	3	E	0	0	0	0	0
3/9 - at Notre Dame	0-0-0	2	E	0	0	0	0	0
<b>TOTAL</b>	<b>3-3-6</b>	<b>45</b>	<b>E</b>	<b>42</b>	<b>0</b>	<b>0</b>	<b>0</b>	<b>40</b>

## APAP'S SUPERLATIVES

Most Goals, Game: ..... 1, five times (MR: 3/1/19 at Ohio State)  
 Most Assists, Game: ..... 1, five times (MR: 1/20/19 vs. Minnesota)  
 Most Points, Game: ..... 1, 10 times (MR: 3/1/19 at Ohio State)  
 Longest Goal-Scoring Streak: ..... N/A  
 Longest Assist Streak: ..... N/A  
 Longest Point Scoring Streak: ..... 2 games (11/24-30/18; 1-1-2)  
 Blocked Shots ..... 4 (1/4/19 vs. Ohio State)  
 Multiple-Point Games, Season ..... N/A  
 Career Multi-Point Games: ..... N/A

## 22 DENNIS CESANA

## 2018-19 GAME-BY-GAME

Date-Opp	G-A-P	Sh	+/	PIM	PP	Sh	GW	BLK
10/12 - Northern Michigan	0-0-0	1	-1	2	0	0	0	2
10/13 - Northern Michigan	0-1-1	3	E	0	0	0	0	0
10/26 - at Cornell	1-1-2	1	+2	0	0	0	0	2
10/27 - at Cornell	0-0-0	1	+1	0	0	0	0	0
11/2 - Ferris State	0-1-1	0	E	0	0	0	0	2
11/3 - at Ferris State	0-0-0	2	E	0	0	0	0	0
11/9 - at Arizona State	0-2-2	0	E	0	0	0	0	0
11/10 - at Arizona State	0-0-0	0	E	0	0	0	0	1
11/16 - Notre Dame	0-1-1	4	E	2	0	0	0	1
11/17 - Notre Dame	0-0-0	2	-1	0	0	0	0	0
11/23 - at Minnesota	0-0-0	0	-3	0	0	0	0	0
11/24 - at Minnesota	0-0-0	0	E	0	0	0	0	0
11/30 - Michigan	0-1-1	0	+1	0	0	0	0	1
12/1 - at Michigan	0-0-0	1	E	0	0	0	0	1
12/7 - at Wisconsin	0-0-0	1	+2	0	0	0	0	1
12/8 - at Wisconsin	0-0-0	5	E	2	0	0	0	0
12/30 - vs Lake Superior St.	1-2-3	2	+1	2	0	0	0	1
12/31 - vs Michigan	0-0-0	2	E	0	0	0	0	1
1/4 - Ohio State	1-2-3	3	-1	0	0	0	0	2
1/5 - Ohio State	0-0-0	2	E	0	0	0	0	1
1/11 - at Penn State	0-1-1	2	E	0	0	0	0	1
1/12 - at Penn State	0-0-0	3	E	0	0	0	0	1
1/19 - Minnesota	0-3-3	0	E	0	0	0	0	0
1/20 - Minnesota	0-0-0	1	+1	0	0	0	0	0
1/25 - at Notre Dame	0-0-0	5	E	0	0	0	0	0
1/26 - at Notre Dame	0-0-0	2	+1	2	0	0	0	0
2/1 - Wisconsin	0-2-2	4	+1	0	0	0	0	1
2/2 - Wisconsin	0-0-0	1	-1	0	0	0	0	1
2/8 - at Michigan	0-1-1	0	E	2	0	0	0	0
2/9 - vs Michigan	0-1-1	0	-2	0	0	0	0	0
2/15 - Penn State	0-0-0	1	E	0	0	0	0	1
2/16 - Penn State	0-0-0	3	E	2	0	0	0	0
3/1 - at Ohio State	0-0-0	4	-3	0	0	0	0	1
3/2 - at Ohio State	0-2-2	1	+2	0	0	0	0	0
3/8 - at Notre Dame	0-0-0	0	E	0	0	0	0	1
3/9 - at Notre Dame	0-0-0	2	-1	0	0	0	0	0
<b>TOTAL</b>	<b>3-21-24</b>	<b>59</b>	<b>-7</b>	<b>14</b>	<b>0</b>	<b>0</b>	<b>0</b>	<b>23</b>



## CESANA'S SUPERLATIVES

Most Goals, Game: ..... 1, three times (MR: 1/4/19 vs. Ohio State)  
 Most Assists, Game: ..... 3 (1/19/19 vs. Minnesota)  
 Most Points, Game: ..... 3, three times (MR: 1/19/19 vs. Minnesota; 0-3-3)  
 Longest Goal-Scoring Streak: ..... N/A  
 Longest Assist Streak: ..... 2 games, twice (MR: 2/8-9/19; 0-2-2)  
 Longest Point Scoring Streak: ..... 2 games, twice (MR: 2/8-9/19; 0-2-2)  
 Blocked Shots ..... 2, four times (1/4/19 vs. Ohio State)  
 Multiple-Point Games, Season ..... 7 (2018-19)  
 Career Multi-Point Games: ..... 7

## CHRCEK'S SUPERLATIVES

Most Goals, Game: ..... 1 (1/14/17 at Penn State)  
 Most Assists, Game: ..... 1, twice (MR: 3/3/17 at Ohio State)  
 Most Points, Game: ..... 1, three times (MR: 3/3/17 at Ohio State)  
 Longest Goal-Scoring Streak: ..... N/A  
 Longest Assist Streak: ..... N/A  
 Longest Point Scoring Streak: ..... N/A  
 Blocked Shots ..... 3 (2/10/17 vs. Michigan)  
 Multiple-Point Games, Season ..... N/A  
 Career Multi-Point Games: ..... N/A

## 7 DAMIAN CHRCEK

### 2016-17 GAME-BY-GAME

Date-Opp	G-A-P	Sh	+/-	PIM	PP	Sh	GW	BLK
10/14 - at Lake Superior St.	0-0-0	2	-2	6	0	0	0	0
10/15 - at Lake Superior St.	0-0-0	1	E	2	0	0	0	1
11/4 - Michigan Tech	0-0-0	0	-1	0	0	0	0	1
11/5 - Michigan Tech	0-0-0	0	E	0	0	0	0	0
12/9 - Minnesota	0-0-0	0	-1	0	0	0	0	2
12/10 - Minnesota	0-0-0	0	E	0	0	0	0	1
12/18 - Northeastern	0-0-0	0	E	0	0	0	0	2
12/30 - vs Michigan	0-0-0	1	E	0	0	0	0	1
1/6 - at Wisconsin	0-0-0	0	+1	0	0	0	0	0
1/7 - at Wisconsin	0-0-0	0	-2	0	0	0	0	0
1/14 - at Penn State	1-0-1	1	+1	0	0	0	0	0
2/4 - Wisconsin	0-0-0	1	E	4	0	0	0	1
2/10 - vs. Michigan	0-1-1	0	-1	0	0	0	0	3
2/24 - Penn State	0-0-0	3	-2	0	0	0	0	2
3/3 - at Ohio State	0-1-1	0	+3	0	0	0	0	0
3/4 - at Ohio State	0-0-0	0	E	0	0	0	0	0
<b>TOTAL</b>	<b>1-2-3</b>	<b>9</b>	<b>-4</b>	<b>12</b>	<b>0</b>	<b>0</b>	<b>0</b>	<b>14</b>

### 2017-18 GAME-BY-GAME

Date-Opp	G-A-P	Sh	+/-	PIM	PP	Sh	GW	BLK
10/28 - Lake Superior St.	0-0-0	1	E	0	0	0	0	0
11/18 - at Ferris State	0-0-0	1	E	0	0	0	0	0
11/24 - at Penn State	0-0-0	1	E	0	0	0	0	2
11/25 - at Penn State	0-0-0	1	-1	0	0	0	0	0
2/9 - Michigan	0-0-0	0	E	0	0	0	0	0
2/10 - vs Michigan	0-0-0	0	E	0	0	0	0	1
2/16 - Penn State	0-0-0	0	E	2	0	0	0	0
2/23 - at Notre Dame	0-0-0	1	E	0	0	0	0	0
2/24 - at Notre Dame	0-0-0	0	-1	0	0	0	0	0
3/2 - at Ohio State	1-0-1	1	-1	0	0	0	0	2
3/3 - at Ohio State	0-0-0	0	-1	0	0	0	0	0
<b>TOTAL</b>	<b>1-0-1</b>	<b>6</b>	<b>-4</b>	<b>2</b>	<b>0</b>	<b>0</b>	<b>0</b>	<b>5</b>

### 2018-19 GAME-BY-GAME

Date-Opp	G-A-P	Sh	+/-	PIM	PP	Sh	GW	BLK
11/9 - at Arizona State	0-0-0	0	E	0	0	0	0	0
11/10 - at Arizona State	0-0-0	2	E	0	0	0	0	0
11/16 - Notre Dame	0-0-0	0	-1	0	0	0	0	0
11/17 - Notre Dame	0-0-0	1	E	0	0	0	0	2
11/23 - at Minnesota	0-0-0	0	-1	0	0	0	0	0
12/8 - at Wisconsin	0-0-0	0	-1	0	0	0	0	1
<b>TOTAL</b>	<b>0-0-0</b>	<b>3</b>	<b>-3</b>	<b>0</b>	<b>0</b>	<b>0</b>	<b>0</b>	<b>3</b>

## 1 DREW DERIDDER

### 2018-19 GAME-BY-GAME

Date -Opp	MP	GA	GAA	SVS	Sv% W-L-T	PP	SH
10/13 - Northern Michigan	58:25	4	4.11	23	.852 0-1-0	2	1
11/3 - at Ferris State	59:42	4	4.06	30	.869 0-2-0	0	0
11/16 - Notre Dame	59:06	2	3.39	18	.877 0-3-0	0	0
11/23 - at Minnesota	23:42	3	3.88	6	.856 0-3-0	1	0
11/24 - at Minnesota	59:46	2	3.45	28	.875 1-3-0	2	0
11/30 - Michigan	60:00	3	3.37	43	.892 2-3-0	1	0
12/1 - at Michigan	65:00	1	2.96	35	.906 2-3-1	1	0
12/7 - at Wisconsin	60:00	5	3.23	29	.898 2-4-1	1	0
12/31 - vs Michigan	64:40	2	3.06	45	.908 2-4-2	1	0
1/4 - Ohio State	64:06	7	3.45	32	.898 2-4-3	1	0
1/11 - at Penn State	58:48	4	3.51	35	.898 2-5-3	1	0
1/26 - at Notre Dame	65:00	1	3.27	34	.904 2-5-4	0	0
2/1 - Wisconsin	60:00	1	3.09	27	.908 3-5-4	0	0
2/2 - Wisconsin	65:00	2	2.99	52	.914 3-5-5	0	0
2/8 - at Michigan	60:00	5	3.12	31	.911 3-6-5	0	0
2/9 - vs Michigan	59:28	3	3.12	25	.910 3-7-5	1	0
3/1 - at Ohio State	60:00	5	3.23	27	.906 3-8-5	0	0
TOTAL	1001:43	54	3.23	520	.906 3-8-5	12	1

## DERIDDER'S SUPERLATIVES

First Appearance: ..... 10/13/18 vs. Northern Michigan  
 First Start: ..... 10/13/18 vs. Northern Michigan  
 First Shutout: ..... N/A  
 Most Saves, Period: ..... 22, twice (MR: 2nd per. 2/2/19 vs. Wisconsin)  
 Fewest Saves, Period: ..... 3 (1st per. 11/24/18 at Minnesota)  
 Most Saves, Game: ..... 52 (2/2/19 vs. Wisconsin)  
 Fewest Saves, Complete Game: ..... 18 (11/16/18 vs. Notre Dame)  
 Most Goals Allowed, Period: ..... 3, twice (MR: 2nd per. 2/8/19 at Michigan)  
 Most Goals Allowed, Game: ..... 7 (1/4/19 vs. Ohio State)



## CAREER GAME-BY-GAME STATS

## 28 GIANLUCA ESTEVES

## 2017-18 GAME-BY-GAME

Date-Opp	G-A-P	Sh	+/-	PIM	PP	Sh	GW	BLK
10/13 - at Bowling Green	0-0-0	0	-1	2	0	0	0	1
10/14 - Bowling Green	0-0-0	1	E	0	0	0	0	0
10/20 - Western Mich.	0-0-0	1	E	0	0	0	0	0
10/21 - at Western Mich.	0-0-0	1	E	0	0	0	0	0
10/27 - Lake Superior St.	0-0-0	3	+1	0	0	0	0	1
10/28 - Lake Superior St.	0-1-1	2	+2	0	0	0	0	0
11/3 - at Minnesota	0-0-0	1	E	0	0	0	0	1
11/4 - at Minnesota	0-0-0	1	E	0	0	0	0	0
11/10 - Wisconsin	0-0-0	0	E	0	0	0	0	1
11/17 - Ferris State	0-0-0	0	+1	0	0	0	0	0
11/18 - at Ferris State	0-0-0	0	E	0	0	0	0	0
11/24 - at Penn State	0-0-0	0	E	0	0	0	0	1
11/25 - at Penn State	0-0-0	0	E	0	0	0	0	0
12/1 - Notre Dame	0-0-0	0	E	0	0	0	0	0
12/2 - Notre Dame	0-0-0	1	E	0	0	0	0	1
12/7 - at Michigan	0-0-0	1	-1	0	0	0	0	0
12/8 - Michigan	0-0-0	0	E	0	0	0	0	0
1/1 - vs Michigan Tech	0-0-0	0	-1	0	0	0	0	0
1/2 - vs Michigan	0-0-0	0	-1	0	0	0	0	1
1/5 - Ohio State	0-0-0	1	E	0	0	0	0	0
1/6 - Ohio State	0-0-0	0	E	0	0	0	0	0
1/12 - at Wisconsin	0-0-0	0	E	0	0	0	0	0
1/13 - at Wisconsin	0-0-0	0	-1	0	0	0	0	0
1/18 - Minnesota	0-0-0	0	E	0	0	0	0	0
1/20 - vs Minnesota	0-0-0	0	E	0	0	0	0	0
2/2 - at Ohio State	0-0-0	0	E	0	0	0	0	1
2/3 - at Ohio State	0-0-0	0	+1	0	0	0	0	0
2/9 - Michigan	0-0-0	0	E	0	0	0	0	0
2/10 - vs Michigan	0-0-0	0	E	0	0	0	0	1
2/16 - Penn State	0-0-0	1	+1	0	0	0	0	0
2/17 - Penn State	0-0-0	0	+1	0	0	0	0	0
2/23 - at Notre Dame	0-1-1	2	+1	0	0	0	0	0
2/24 - at Notre Dame	0-0-0	0	E	0	0	0	0	0
3/2 - at Ohio State	0-1-1	0	-1	0	0	0	0	0
3/3 - at Ohio State	0-0-0	0	E	0	0	0	0	0
<b>TOTAL</b>	<b>0-3-3</b>	<b>16</b>	<b>+2</b>	<b>2</b>	<b>0</b>	<b>0</b>	<b>0</b>	<b>9</b>

## 2018-19 GAME-BY-GAME

Date-Opp	G-A-P	Sh	+/-	PIM	PP	Sh	GW	BLK
10/27 - at Cornell	0-0-0	0	E	0	0	0	0	2
11/3 - at Ferris State	0-0-0	0	-2	0	0	0	0	0
11/24 - at Minnesota	0-0-0	0	E	0	0	0	0	2
<b>TOTAL</b>	<b>0-0-0</b>	<b>0</b>	<b>-2</b>	<b>0</b>	<b>0</b>	<b>0</b>	<b>0</b>	<b>2</b>

## ESTEVES' SUPERLATIVES

Most Goals, Game: ..... 1 (1/14/17 at Penn State)  
 Most Assists, Game: ..... 1, twice (MR: 3/3/17 at Ohio State)  
 Most Points, Game: ..... 1, three times (MR: 3/3/17 at Ohio State)  
 Longest Goal-Scoring Streak: ..... N/A  
 Longest Assist Streak: ..... N/A  
 Longest Point Scoring Streak: ..... N/A  
 Blocked Shots ..... 3 (2/10/17 vs. Michigan)  
 Multiple-Point Games, Season ..... N/A  
 Career Multi-Point Games: ..... N/A

## 44 BUTRUS GHAFARI

## 2016-17 GAME-BY-GAME

Date-Opp	G-A-P	Sh	+/-	PIM	PP	Sh	GW	BLK
10/15 - at Lake Superior St.	0-0-0	0	-2	0	0	0	0	1
10/21 - Denver	0-0-0	0	E	0	0	0	0	1
10/22 - Denver	0-1-1	0	E	0	0	0	0	1
10/28 - Princeton	0-0-0	3	E	0	0	0	0	1
11/4 - Michigan Tech	0-0-0	2	E	0	0	0	0	0
11/5 - Michigan Tech	0-0-0	1	-3	0	0	0	0	0
11/10 - Ferris State	0-0-0	0	E	2	0	0	0	0
11/12 - at Ferris State	0-0-0	1	-2	4	0	0	0	2
11/25 - at North Dakota	0-0-0	1	-1	0	0	0	0	0
11/26 - at North Dakota	0-0-0	0	-1	2	0	0	0	0
12/9 - Minnesota	0-0-0	1	E	2	0	0	0	2
12/29 - vs Western Mich.	0-0-0	1	E	0	0	0	0	0
1/13 - at Penn State	0-0-0	3	-2	0	0	0	0	0
1/14 - at Penn State	0-0-0	1	E	0	0	0	0	0
1/20 - at Michigan	0-0-0	2	E	0	0	0	0	0
1/21 - Michigan	0-0-0	0	E	0	0	0	0	0
2/3 - Wisconsin	0-0-0	2	E	2	0	0	0	1
2/11 - at Michigan	0-0-0	2	+1	0	0	0	0	2
2/17 - Ohio State	0-0-0	1	E	0	0	0	0	1
2/18 - Ohio State	0-0-0	0	-1	4	0	0	0	0
2/25 - Penn State	0-0-0	3	-1	0	0	0	0	2
<b>TOTAL</b>	<b>0-1-1</b>	<b>24</b>	<b>-12</b>	<b>16</b>	<b>0</b>	<b>0</b>	<b>0</b>	<b>14</b>

## 2017-18 GAME-BY-GAME

Date-Opp	G-A-P	Sh	+/-	PIM	PP	Sh	GW	BLK
10/14 - Bowling Green	0-0-0	1	E	0	0	0	0	1
11/3 - at Minnesota	0-0-0	0	-1	0	0	0	0	0
11/4 - at Minnesota	0-0-0	1	E	0	0	0	0	1
11/10 - Wisconsin	0-0-0	0	-2	0	0	0	0	0
11/17 - Ferris State	0-0-0	0	E	0	0	0	0	0
11/24 - at Penn State	0-0-0	2	-1	2	0	0	0	0
11/25 - at Penn State	0-0-0	1	E	0	0	0	0	1
12/1 - Notre Dame	0-0-0	1	E	2	0	0	0	0
12/2 - Notre Dame	0-0-0	0	E	0	0	0	0	0
12/7 - at Michigan	0-0-0	2	-1	0	0	0	0	3
12/8 - Michigan	0-0-0	0	E	0	0	0	0	2
1/1 - vs Michigan Tech	0-0-0	1	-1	2	0	0	0	0
1/2 - vs Michigan	0-0-0	0	-2	0	0	0	0	0
1/5 - Ohio State	0-0-0	2	E	0	0	0	0	1
1/6 - Ohio State	0-0-0	0	-1	0	0	0	0	1
1/12 - at Wisconsin	0-0-0	0	E	2	0	0	0	1
1/13 - at Wisconsin	0-0-0	0	-1	2	0	0	0	0
1/18 - Minnesota	1-0-1	2	E	2	0	0	0	1
1/20 - vs Minnesota	0-0-0	0	-1	0	0	0	0	0
2/2 - at Ohio State	0-0-0	0	E	2	0	0	0	0
2/3 - at Ohio State	1-0-1	1	+1	0	0	0	0	0
2/9 - Michigan	0-0-0	0	-1	0	0	0	0	2
2/10 - vs Michigan	0-0-0	0	E	2	0	0	0	2
2/16 - Penn State	0-0-0	0	+2	0	0	0	0	0
2/17 - Penn State	0-0-0	0	-1	2	0	0	0	1
2/23 - at Notre Dame	0-1-1	1	E	0	0	0	0	1
2/24 - at Notre Dame	0-0-0	1	+1	0	0	0	0	2
3/2 - at Ohio State	0-0-0	2	-1	0	0	0	0	0
3/3 - at Ohio State	0-0-0	1	E	0	0	0	0	1
<b>TOTAL</b>	<b>2-1-3</b>	<b>19</b>	<b>-10</b>	<b>18</b>	<b>0</b>	<b>0</b>	<b>0</b>	<b>21</b>



## 2018-19 GAME-BY-GAME

Date-Opp	G-A-P	Sh	+/-	PIM	PP	Sh	GW	BLK
10/12 - Northern Michigan	0-0-0	1	-1	0	0	0	0	0
10/13 - Northern Michigan	0-0-0	0	E	0	0	0	0	0
10/26 - at Cornell	0-0-0	1	+1	2	0	0	0	2
10/27 - at Cornell	0-0-0	2	E	2	0	0	0	4
11/2 - Ferris State	0-0-0	0	E	2	0	0	0	2
11/3 - at Ferris State	0-0-0	1	-1	2	0	0	0	1
11/9 - at Arizona State	0-0-0	1	+2	0	0	0	0	2
11/10 - at Arizona State	0-0-0	1	E	2	0	0	0	1
11/16 - Notre Dame	0-0-0	2	-1	0	0	0	0	0
11/17 - Notre Dame	0-0-0	0	E	0	0	0	0	0
11/23 - at Minnesota	0-0-0	1	-1	4	0	0	0	2
11/24 - at Minnesota	0-0-0	0	+2	0	0	0	0	1
11/30 - Michigan	0-0-0	0	-1	0	0	0	0	1
12/1 - at Michigan	0-0-0	0	E	2	0	0	0	4
12/7 - at Wisconsin	0-0-0	0	-2	0	0	0	0	0
12/30 - vs Lake Superior St.	0-0-0	0	E	0	0	0	0	2
1/11 - at Penn State	0-0-0	0	E	0	0	0	0	1
1/26 - at Notre Dame	0-0-0	0	E	2	0	0	0	1
2/1 - Wisconsin	0-0-0	0	E	0	0	0	0	2
2/2 - Wisconsin	0-0-0	1	E	0	0	0	0	1
2/8 - at Michigan	0-0-0	0	E	0	0	0	0	1
2/9 - vs Michigan	0-0-0	0	E	0	0	0	0	2
2/15 - Penn State	0-0-0	0	E	0	0	0	0	3
2/16 - Penn State	0-0-0	0	E	0	0	0	0	3
3/1 - at Ohio State	0-0-0	0	E	0	0	0	0	1
3/2 - at Ohio State	0-0-0	1	E	0	0	0	0	1
3/8 - at Notre Dame	0-0-0	0	E	0	0	0	0	0
3/9 - at Notre Dame	0-0-0	0	E	2	0	0	0	0
<b>TOTAL</b>	<b>0-0-0</b>	<b>12</b>	<b>-2</b>	<b>20</b>	<b>0</b>	<b>0</b>	<b>0</b>	<b>38</b>

## GHAFARI'S SUPERLATIVES

Most Goals, Game: ..... 1, twice (MR: 2/3/18 at Ohio State)  
 Most Assists, Game: ..... 1, twice (MR: 2/23/18 at Notre Dame)  
 Most Points, Game: ..... 1, four times (MR: 2/23/18 at Notre Dame)  
 Longest Goal-Scoring Streak: ..... N/A  
 Longest Assist Streak: ..... N/A  
 Longest Point Scoring Streak: ..... N/A  
 Blocked Shots ..... 4 (10/27/18 at Cornell)  
 Multiple-Point Games, Season ..... N/A  
 Career Multi-Point Games: ..... N/A

## 14 ADAM GOODSIR

## 2018-19 GAME-BY-GAME

Date-Opp	G-A-P	Sh	+/-	PIM	PP	Sh	GW	BLK
10/12 - Northern Michigan	0-0-0	1	E	0	0	0	0	0
10/13 - Northern Michigan	0-0-0	0	E	2	0	0	0	1
10/26 - at Cornell	0-0-0	1	-1	0	0	0	0	0
11/2 - Ferris State	0-0-0	1	E	0	0	0	0	0
11/3 - at Ferris State	0-0-0	1	-3	4	0	0	0	2
11/9 - at Arizona State	0-0-0	1	+1	0	0	0	0	2
11/10 - at Arizona State	0-0-0	1	E	0	0	0	0	2
11/16 - Notre Dame	0-0-0	0	E	0	0	0	0	1
11/17 - Notre Dame	0-0-0	0	E	0	0	0	0	1
11/23 - at Minnesota	0-0-0	1	-1	2	0	0	0	0
11/30 - Michigan	0-0-0	0	E	0	0	0	0	0
12/1 - at Michigan	0-0-0	0	E	0	0	0	0	2
12/7 - at Wisconsin	0-0-0	0	E	0	0	0	0	0
12/8 - at Wisconsin	0-0-0	0	E	2	0	0	0	1
12/30 - vs Lake Superior St.	0-0-0	1	-1	0	0	0	0	0
12/31 - vs Michigan	0-0-0	1	-1	0	0	0	0	0
1/4 - Ohio State	0-1-1	0	E	0	0	0	0	1
1/5 - Ohio State	0-0-0	3	E	0	0	0	0	1
1/11 - at Penn State	0-0-0	0	E	0	0	0	0	0
1/12 - at Penn State	0-1-1	2	+1	0	0	0	0	1
1/19 - Minnesota	0-0-0	1	E	4	0	0	0	1
1/20 - Minnesota	1-0-1	2	+1	0	0	0	0	1
1/25 - at Notre Dame	0-1-1	3	+1	0	0	0	0	1
1/26 - at Notre Dame	0-0-0	0	E	0	0	0	0	0
2/1 - Wisconsin	0-0-0	1	E	0	0	0	0	0
2/2 - Wisconsin	0-0-0	0	E	2	0	0	0	0
2/8 - at Michigan	0-0-0	0	-1	2	0	0	0	0
2/9 - vs Michigan	0-0-0	0	E	0	0	0	0	1
2/15 - Penn State	1-0-1	2	+1	0	0	0	1	1
2/16 - Penn State	1-0-1	1	+1	0	0	0	0	0
3/1 - at Ohio State	0-0-0	0	-1	2	0	0	0	0
3/2 - at Ohio State	0-0-0	0	E	0	0	0	0	0
3/8 - at Notre Dame	0-0-0	1	E	0	0	0	0	0
3/9 - at Notre Dame	0-0-0	0	-1	0	0	0	0	0
<b>TOTAL</b>	<b>3-3-6</b>	<b>25</b>	<b>-4</b>	<b>20</b>	<b>0</b>	<b>0</b>	<b>1</b>	<b>21</b>

## GOODSIR'S SUPERLATIVES

Most Goals, Game: ..... 1, three times (MR: 2/16/19 vs. Penn State)  
 Most Assists, Game: ..... 1, three times (MR: 1/25/19 at Notre Dame)  
 Most Points, Game: ..... 1, six times (MR: 2/16/19 vs. Penn State)  
 Longest Goal-Scoring Streak: ..... 2 games (2/15-16/19; 2-0-2)  
 Longest Assist Streak: ..... N/A  
 Longest Point Scoring Streak: ..... 2 games, twice (MR: 2/15-16/19; 2-0-2)  
 Blocked Shots ..... 2, four times (MR: 12/1/18 at Michigan)  
 Multiple-Point Games, Season ..... N/A  
 Career Multi-Point Games: ..... N/A



## CAREER GAME-BY-GAME STATS

## 24 AUSTIN KAMER

## 2017-18 GAME-BY-GAME

Date-Opp	G-A-P	Sh	+/-	PIM	PP	Sh	GW	BLK
10/13 - at Bowling Green	0-0-0	0	-1	0	0	0	0	1
10/20 - Western Mich.	0-0-0	1	-1	0	0	0	0	1
10/21 - at Western Mich.	0-0-0	1	-1	0	0	0	0	1
10/27 - Lake Superior St.	0-0-0	1	-1	0	0	0	0	1
10/28 - Lake Superior St.	0-0-0	1	E	0	0	0	0	1
11/3 - at Minnesota	0-0-0	0	E	0	0	0	0	0
11/4 - at Minnesota	0-0-0	0	-1	0	0	0	0	0
11/10 - Wisconsin	0-0-0	3	-2	0	0	0	0	1
11/11 - Wisconsin	0-0-0	0	E	0	0	0	0	0
11/17 - Ferris State	0-0-0	1	E	0	0	0	0	0
11/18 - at Ferris State	0-0-0	0	E	0	0	0	0	0
11/24 - at Penn State	0-0-0	0	-1	0	0	0	0	0
11/25 - at Penn State	0-1-1	2	E	0	0	0	0	2
12/1 - Notre Dame	0-0-0	0	E	0	0	0	0	0
12/2 - Notre Dame	0-0-0	2	E	0	0	0	0	1
12/7 - at Michigan	0-0-0	2	E	0	0	0	0	1
12/8 - Michigan	0-0-0	0	+1	0	0	0	0	1
1/1 - vs Michigan Tech	0-0-0	0	-1	0	0	0	0	0
1/2 - vs Michigan	0-0-0	0	-1	0	0	0	0	1
1/6 - Ohio State	0-0-0	0	-1	0	0	0	0	1
1/12 - at Wisconsin	0-0-0	1	E	0	0	0	0	0
1/13 - at Wisconsin	0-0-0	0	E	0	0	0	0	0
1/18 - Minnesota	0-0-0	1	E	0	0	0	0	0
1/20 - vs Minnesota	0-0-0	2	E	0	0	0	0	0
2/2 - at Ohio State	0-0-0	0	E	0	0	0	0	0
2/3 - at Ohio State	1-0-1	1	+2	0	0	0	0	0
2/9 - Michigan	0-0-0	0	E	0	0	0	0	0
2/10 - vs Michigan	0-0-0	0	E	0	0	0	0	0
2/16 - Penn State	0-0-0	0	+1	0	0	0	0	1
<b>TOTAL</b>	<b>1-1-2</b>	<b>19</b>	<b>-7</b>	<b>0</b>	<b>0</b>	<b>0</b>	<b>0</b>	<b>14</b>

## 2018-19 GAME-BY-GAME

Date-Opp	G-A-P	Sh	+/-	PIM	PP	Sh	GW	BLK
11/24 - at Minnesota	0-0-0	0	E	2	0	0	0	0
11/30 - Michigan	0-0-0	0	E	0	0	0	0	0
12/1 - at Michigan	0-0-0	0	E	0	0	0	0	0
12/7 - at Wisconsin	0-0-0	0	-1	0	0	0	0	0
12/8 - at Wisconsin	0-0-0	0	E	0	0	0	0	1
12/31 - vs Michigan	0-0-0	0	E	0	0	0	0	0
1/5 - Ohio State	0-0-0	3	E	0	0	0	0	1
1/12 - at Penn State	0-0-0	1	-1	0	0	0	0	0
1/19 - Minnesota	0-0-0	1	E	0	0	0	0	0
1/20 - Minnesota	0-0-0	1	+1	0	0	0	0	1
1/25 - at Notre Dame	0-0-0	1	-1	0	0	0	0	0
1/26 - at Notre Dame	0-0-0	1	E	0	0	0	0	1
2/1 - Wisconsin	0-0-0	0	E	0	0	0	0	0
2/2 - Wisconsin	0-0-0	1	E	0	0	0	0	0
2/8 - at Michigan	1-0-1	2	-1	2	0	0	0	0
2/9 - vs Michigan	0-0-0	0	-2	0	0	0	0	1
2/15 - Penn State	1-1-2	1	+2	0	0	0	0	0
2/16 - Penn State	0-0-0	1	+1	0	0	0	0	2
3/1 - at Ohio State	0-0-0	0	E	0	0	0	0	2
3/2 - at Ohio State	0-0-0	0	E	0	0	0	0	0
3/8 - at Notre Dame	0-0-0	2	E	0	0	0	0	0
3/9 - at Notre Dame	0-0-0	0	-2	0	0	0	0	0
<b>TOTAL</b>	<b>2-1-3</b>	<b>15</b>	<b>-4</b>	<b>4</b>	<b>0</b>	<b>0</b>	<b>0</b>	<b>9</b>

## KAMER'S SUPERLATIVES

Most Goals, Game: ..... 1, three times (MR: 2/15/19 vs. Penn State)  
 Most Assists, Game: ..... 1, two times (MR: 2/15/19 vs. Penn State)  
 Most Points, Game: ..... 2 (2/15/19 vs. Penn State; 1-1-2)  
 Longest Goal-Scoring Streak: ..... N/A  
 Longest Assist Streak: ..... N/A  
 Longest Point Scoring Streak: ..... N/A  
 Blocked Shots ..... 2, three times (MR: 3/1/19 at Ohio State)  
 Multiple-Point Games, Season ..... 1 (2018-19)  
 Career Multi-Point Games: ..... 1

## 55 PATRICK KHODORENKO

## 2016-17 GAME-BY-GAME

Date-Opp	G-A-P	Sh	+/-	PIM	PP	Sh	GW	BLK
10/14 - at Lake Superior St.	0-0-0	2	0	0	0	0	0	0
10/15 - at Lake Superior St.	0-0-0	1	-3	0	0	0	0	0
10/21 - Denver	1-0-1	1	0	0	1	0	0	0
10/22 - Denver	0-1-1	3	+1	2	0	0	0	0
10/28 - Princeton	0-0-0	3	0	0	0	0	0	0
11/4 - Michigan Tech	0-1-1	3	+1	2	0	0	0	1
11/5 - Michigan Tech	0-0-0	2	0	0	0	0	0	0
11/10 - Ferris State	0-1-1	3	-1	0	0	0	0	0
11/12 - at Ferris State	0-0-0	1	+1	2	0	0	0	0
11/25 - at North Dakota	0-0-0	0	-1	2	0	0	0	0
11/26 - at North Dakota	1-0-1	2	0	0	0	0	0	1
12/9 - Minnesota	0-1-1	2	-2	0	0	0	0	0
12/10 - Minnesota	0-0-0	2	-1	0	0	0	0	0
12/18 - Northeastern	1-0-1	4	0	2	0	0	0	0
12/29 - vs Western Mich.	0-0-0	0	0	2	0	0	0	0
12/30 - vs Michigan	0-0-0	1	-1	2	0	0	0	0
1/6 - at Wisconsin	0-1-1	1	-1	0	0	0	0	1
1/7 - at Wisconsin	0-0-0	1	-1	0	0	0	0	0
1/13 - at Penn State	0-0-0	2	0	0	0	0	0	0
1/14 - at Penn State	0-0-0	2	0	0	0	0	0	3
1/20 - at Michigan	0-0-0	0	0	2	0	0	0	1
1/21 - Michigan	1-0-1	4	0	0	1	0	0	0
2/3 - Wisconsin	2-0-2	4	+2	0	0	0	0	0
2/4 - Wisconsin	0-1-1	4	-1	0	0	0	0	0
2/10 - vs Michigan	0-0-0	1	-2	2	0	0	0	1
2/11 - at Michigan	0-0-0	0	0	0	0	0	0	0
2/17 - Ohio State	0-0-0	0	-2	2	0	0	0	0
2/18 - Ohio State	0-0-0	0	+1	0	0	0	0	0
2/24 - Penn State	0-0-0	3	0	0	0	0	0	0
2/25 - Penn State	0-1-1	0	+1	0	0	0	0	0
3/3 - at Ohio State	0-1-1	0	-1	0	0	0	0	0
3/4 - at Ohio State	1-0-1	3	0	0	1	0	0	0
3/10 - at Minnesota	0-0-0	2	-1	0	0	0	0	1
3/11 - at Minnesota	0-0-0	1	0	0	0	0	0	0
3/16 - vs Ohio State	0-2-2	4	+1	0	0	0	0	0
<b>TOTAL</b>	<b>7-10-17</b>	<b>62</b>	<b>-10</b>	<b>20</b>	<b>3</b>	<b>0</b>	<b>0</b>	<b>9</b>

## 2017-18 GAME-BY-GAME

Date-Opp	G-A-P	Sh	+/-	PIM	PP	Sh	GW	BLK
10/13 - at Bowling Green	0-0-0	3	E	0	0	0	0	0
10/14 - Bowling Green	1-1-2	4	+1	4	1	0	0	1
10/20 - Western Mich.	1-2-3	5	+2	2	0	0	0	2
10/21 - at Western Mich.	1-0-1	4	-2	2	1	0	0	0
10/27 - Lake Superior St.	1-0-1	6	+1	2	0	0	0	1
10/28 - Lake Superior St.	0-0-0	4	E	0	0	0	0	0
11/3 - at Minnesota	0-0-0	3	-2	0	0	0	0	0
11/4 - at Minnesota	0-0-0	2	-1	2	0	0	0	0
11/10 - Wisconsin	0-0-0	1	E	0	0	0	0	1
11/11 - Wisconsin	0-2-2	4	+1	0	0	0	0	0





11/17 - Ferris State	0-1-1	1	E	0	0	0	0	1
11/18 - at Ferris State	0-1-1	1	+1	2	0	0	0	2
11/24 - at Penn State	0-1-1	2	-2	0	0	0	0	1
11/25 - at Penn State	0-1-1	0	E	2	0	0	0	2
12/1 - Notre Dame	0-0-0	5	-2	0	0	0	0	1
12/2 - Notre Dame	0-0-0	4	-2	0	0	0	0	1
12/7 - at Michigan	0-0-0	3	-1	2	0	0	0	0
12/8 - Michigan	2-0-2	5	+1	2	1	0	1	0
1/1 - vs Michigan Tech	1-0-1	2	-1	4	0	0	0	0
1/2 - vs Michigan	2-0-2	4	-1	5	2	0	0	0
1/5 - Ohio State	0-0-0	4	-1	2	0	0	0	0
1/6 - Ohio State	0-1-1	2	E	0	0	0	0	0
1/12 - at Wisconsin	0-0-0	2	+1	0	0	0	0	1
1/13 - at Wisconsin	0-1-1	0	-2	0	0	0	0	1
1/18 - Minnesota	0-1-1	2	E	0	0	0	0	0
1/20 - vs Minnesota	0-0-0	1	E	0	0	0	0	0
2/2 - at Ohio State	0-0-0	3	-2	0	0	0	0	0
2/3 - at Ohio State	1-0-1	5	+1	2	0	1	0	0
2/9 - Michigan	0-1-1	1	+1	0	0	0	0	1
2/10 - vs Michigan	0-2-2	5	+1	0	0	0	0	0
2/16 - Penn State	0-2-2	1	+1	2	0	0	0	0
2/17 - Penn State	1-0-1	4	-2	0	1	0	0	1
2/23 - at Notre Dame	0-0-0	0	-3	0	0	0	0	0
2/24 - at Notre Dame	0-1-1	3	+2	0	0	0	0	0
3/2 - at Ohio State	1-0-1	3	+1	0	0	0	0	2
3/3 - at Ohio State	1-1-2	2	+1	0	0	0	0	2
<b>TOTAL</b>	<b>13-19-32</b>	<b>101</b>	<b>-8</b>	<b>35</b>	<b>6</b>	<b>1</b>	<b>1</b>	<b>21</b>

## 2018-19 GAME-BY-GAME

Date-Opp	G-A-P	Sh	+/-	PIM	PP	Sh	GW	BLK
10/12 - Northern Michigan	0-0-0	3	E	4	0	0	0	0
10/13 - Northern Michigan	1-1-2	6	E	4	1	0	0	0
10/26 - at Cornell	0-0-0	1	+2	0	0	0	0	0
10/27 - at Cornell	1-0-1	1	+1	2	1	0	0	0
11/2 - Ferris State	3-1-4	5	+1	0	3	0	1	0
11/3 - at Ferris State	0-0-0	3	E	0	0	0	0	0
11/9 - at Arizona State	0-0-0	1	E	0	0	0	0	0
11/10 - at Arizona State	0-0-0	1	E	2	0	0	0	0
11/16 - Notre Dame	1-0-1	5	E	0	0	0	0	0
11/17 - Notre Dame	1-0-1	6	E	0	0	0	0	0
11/23 - at Minnesota	1-0-1	3	-1	0	0	0	0	0
11/24 - at Minnesota	1-1-2	4	+2	0	0	0	0	2
11/30 - Michigan	0-1-1	4	+2	0	0	0	0	0
12/1 - at Michigan	0-0-0	7	E	0	0	0	0	0
12/7 - at Wisconsin	2-1-3	2	+3	0	0	0	0	0
12/8 - at Wisconsin	0-0-0	2	-1	0	0	0	0	2
12/30 - vs Lake Superior St.	0-0-0	3	+1	0	0	0	0	0
12/31 - vs Michigan	1-0-1	2	0	2	1	0	0	1
1/4 - Ohio State	0-4-4	3	+1	0	0	0	0	0
1/5 - Ohio State	0-0-0	5	-1	0	0	0	0	0
1/11 - at Penn State	1-1-2	1	E	0	0	0	0	0
1/12 - at Penn State	0-1-1	4	+1	0	0	0	0	1
1/19 - Minnesota	1-1-2	6	+1	0	1	0	0	0
1/20 - Minnesota	0-1-1	3	+1	0	0	0	0	1
1/25 - at Notre Dame	0-2-2	5	+1	0	0	0	0	2
1/26 - at Notre Dame	0-0-0	3	E	0	0	0	0	1
2/1 - Wisconsin	2-1-3	7	+2	0	0	0	1	1
2/2 - Wisconsin	0-1-1	0	-1	0	0	0	0	1
2/8 - at Michigan	0-0-0	2	-1	0	0	0	0	0
2/9 - vs Michigan	0-0-0	1	-1	2	0	0	0	0
2/15 - Penn State	1-0-1	2	E	0	1	0	0	1
2/16 - Penn State	0-2-2	5	-3	0	0	0	0	1
3/1 - at Ohio State	0-0-0	2	-3	4	0	0	0	0
3/2 - at Ohio State	1-0-1	3	E	2	1	0	0	2
3/8 - at Notre Dame	0-0-0	2	E	0	0	0	0	0
3/9 - at Notre Dame	0-0-0	4	-1	2	0	0	0	0
<b>TOTAL</b>	<b>18-19-37</b>	<b>117</b>	<b>+6</b>	<b>30</b>	<b>9</b>	<b>0</b>	<b>2</b>	<b>16</b>

## KHODORENKO'S SUPERLATIVES

Most Goals, Game: ..... 3 (11/2/18 vs. Ferris State)  
 Most Assists, Game: ..... 4 (1/4/19 vs. Ohio State)  
 Most Points, Game: ..... 4, twice (MR: 1/4/19 vs. Ohio State; 0-4-4)  
 Longest Goal-Scoring Streak: ..... 4 games, twice (11/16-24/18; 4-1-5)  
 Longest Assist Streak: ..... 5 games, twice (1/11-25/19; 2-6-8)  
 Longest Point Scoring Streak: ..... 5 games, four times (MR: 1/11-25/19; 2-6-8)  
 Blocked Shots ..... 3 (1/14/17 at Penn State)  
 Multiple-Point Games, Season ..... 9 (2018-19)  
 Career Multi-Point Games: ..... 19

## 15 CHRISTIAN KRYGIER

### 2018-19 GAME-BY-GAME

Date-Opp	G-A-P	Sh	+/-	PIM	PP	Sh	GW	BLK
10/12 - Northern Michigan	0-0-0	0	+1	2	0	0	0	0
10/13 - Northern Michigan	0-0-0	0	-1	2	0	0	0	0
10/26 - at Cornell	0-0-0	1	-1	2	0	0	0	0
10/27 - at Cornell	0-0-0	0	+1	0	0	0	0	0
11/2 - Ferris State	0-0-0	1	-1	0	0	0	0	2
11/3 - at Ferris State	0-0-0	0	-3	4	0	0	0	0
11/16 - Notre Dame	0-0-0	1	E	0	0	0	0	0
11/17 - Notre Dame	0-0-0	0	E	0	0	0	0	0
11/23 - at Minnesota	0-0-0	0	E	2	0	0	0	2
11/24 - at Minnesota	0-0-0	0	E	2	0	0	0	1
11/30 - Michigan	0-0-0	0	E	2	0	0	0	0
12/1 - at Michigan	0-0-0	0	E	0	0	0	0	1
12/7 - at Wisconsin	0-0-0	0	E	0	0	0	0	0
12/8 - at Wisconsin	0-0-0	0	E	0	0	0	0	2
12/30 - vs Lake Superior St.	0-0-0	0	-1	0	0	0	0	1
12/31 - vs Michigan	0-0-0	2	E	0	0	0	0	2
1/4 - Ohio State	0-0-0	2	-1	0	0	0	0	1
1/5 - Ohio State	0-0-0	0	-1	0	0	0	0	1
1/11 - at Penn State	0-0-0	0	-2	2	0	0	0	1
1/12 - at Penn State	0-0-0	0	E	0	0	0	0	0
1/19 - Minnesota	0-1-1	0	E	2	0	0	0	1
1/20 - Minnesota	0-0-0	0	-1	0	0	0	0	0
1/25 - at Notre Dame	0-0-0	0	E	0	0	0	0	0
2/1 - Wisconsin	0-0-0	1	E	0	0	0	0	0
2/2 - Wisconsin	0-0-0	0	E	2	0	0	0	0
2/8 - at Michigan	0-0-0	0	E	0	0	0	0	1
2/9 - vs Michigan	0-0-0	0	E	0	0	0	0	0
2/15 - Penn State	0-1-1	1	+1	0	0	0	0	0
2/16 - Penn State	0-0-0	1	-1	2	0	0	0	0
3/1 - at Ohio State	0-0-0	1	E	0	0	0	0	0
3/2 - at Ohio State	0-0-0	0	E	0	0	0	0	0
3/8 - at Notre Dame	0-0-0	0	E	0	0	0	0	0
3/9 - at Notre Dame	0-0-0	0	-1	0	0	0	0	0
<b>TOTAL</b>	<b>0-2-2</b>	<b>11</b>	<b>-11</b>	<b>0</b>	<b>0</b>	<b>0</b>	<b>0</b>	<b>16</b>

## CHRISTIAN KRYGIER'S SUPERLATIVES

Most Goals, Game: ..... N/A  
 Most Assists, Game: ..... 1, twice (MR: 2/15/19 vs. Penn State)  
 Most Points, Game: ..... 1, twice (MR: 2/15/19 vs. Penn State)  
 Longest Goal-Scoring Streak: ..... N/A  
 Longest Assist Streak: ..... N/A  
 Longest Point Scoring Streak: ..... N/A  
 Blocked Shots ..... 2, four times (MR: 12/31/18 vs. Michigan)  
 Multiple-Point Games, Season ..... N/A  
 Career Multi-Point Games: ..... N/A



CAREER GAME-BY-GAME STATS

8 COLE KRYGIER  
2018-19 GAME-BY-GAME

Date-Opp	G-A-P	Sh	+/	PIM	PP	Sh	GW	BLK
10/12 - Northern Michigan	0-0-0	1	E	0	0	0	0	0
11/13 - Northern Michigan	0-0-0	0	E	2	0	0	0	0
10/26 - at Cornell	0-0-0	0	E	0	0	0	0	0
10/27 - at Cornell	0-0-0	1	E	0	0	0	0	1
11/2 - Ferris State	0-1-1	0	+1	4	0	0	0	0
11/3 - Ferris State	0-0-0	0	E	0	0	0	0	0
12/30 - vs Lake Superior St.	0-0-0	1	E	0	0	0	0	1
12/31 - vs Michigan	0-0-0	0	-1	0	0	0	0	0
1/4 - Ohio State	0-1-1	1	-1	0	0	0	0	1
1/5 - Ohio State	0-0-0	1	-1	0	0	0	0	1
1/11 - at Penn State	0-0-0	0	E	0	0	0	0	0
1/12 - at Penn State	0-0-0	1	E	0	0	0	0	2
1/19 - Minnesota	0-0-0	0	-1	2	0	0	0	2
1/20 - Minnesota	1-0-1	1	E	0	0	0	0	1
1/25 - at Notre Dame	0-0-0	2	E	4	0	0	0	0
1/26 - at Notre Dame	0-0-0	0	E	0	0	0	0	0
2/1 - Wisconsin	0-0-0	1	E	0	0	0	0	1
2/2 - Wisconsin	0-0-0	1	E	0	0	0	0	1
2/8 - at Michigan	0-0-0	2	-1	2	0	0	0	0
2/9 - vs Michigan	0-0-0	0	-1	2	0	0	0	2
2/15 - Penn State	0-1-1	1	+2	0	0	0	0	0
2/16 - Penn State	0-0-0	1	-1	0	0	0	0	0
3/1 - at Ohio State	0-1-1	0	-1	0	0	0	0	1
3/2 - at Ohio State	0-0-0	0	E	0	0	0	0	1
3/8 - at Notre Dame	0-0-0	0	E	0	0	0	0	0
3/9 - at Notre Dame	0-0-0	0	E	0	0	0	0	1
<b>TOTAL</b>	<b>1-4-5</b>	<b>14</b>	<b>-5</b>	<b>0</b>	<b>0</b>	<b>0</b>	<b>0</b>	<b>16</b>

COLE KRYGIER'S SUPERLATIVES

Most Goals, Game: .....1 (1/20/19 vs. Minnesota)  
Most Assists, Game: .....1, four times (MR: 3/1/19 at Ohio State)  
Most Points, Game: .....1, five times (MR: 3/1/19 at Ohio State)  
Longest Goal-Scoring Streak: .....N/A  
Longest Assist Streak: .....N/A  
Longest Point Scoring Streak: .....N/A  
Blocked Shots .....2, three times (MR: 2/9/19 vs. Michigan)  
Multiple-Point Games, Season .....N/A  
Career Multi-Point Games: .....N/A

71 LOGAN LAMBDIN  
2016-17 GAME-BY-GAME

Date-Opp	G-A-P	Sh	+/	PIM	PP	Sh	GW	BLK
10/14 - at Lake Superior St.	0-0-0	1	E	0	0	0	0	0
10/15 - at Lake Superior St.	1-1-2	6	E	0	0	0	0	0
10/21 - Denver	0-0-0	1	-2	0	0	0	0	0
10/22 - Denver	0-0-0	1	-2	0	0	0	0	0
10/28 - Princeton	1-1-2	1	+2	0	0	0	0	0
11/4 - Michigan Tech	0-0-0	1	E	0	0	0	0	0
11/5 - Michigan Tech	0-0-0	2	-1	2	0	0	0	0
11/10 - Ferris State	0-0-0	1	E	0	0	0	0	0
11/12 - at Ferris State	0-1-1	3	E	4	0	0	0	1
11/25 - at North Dakota	0-0-0	2	E	0	0	0	0	4
11/26 - at North Dakota	0-0-0	0	-1	0	0	0	0	0
12/9 - Minnesota	0-0-0	0	E	0	0	0	0	1
12/10 - Minnesota	0-0-0	3	-1	0	0	0	0	0
12/18 - Northeastern	0-0-0	3	-1	4	0	0	0	0
12/29 - vs Western Mich.	0-0-0	0	E	0	0	0	0	1
12/30 - vs Michigan	1-0-1	2	E	0	0	0	0	0
1/6 - at Wisconsin	0-1-1	0	+1	0	0	0	0	1
1/7 - at Wisconsin	0-0-0	0	E	2	0	0	0	0
1/13 - at Penn State	0-0-0	1	E	0	0	0	0	0
1/14 - at Penn State	0-0-0	0	E	2	0	0	0	1
1/20 - at Michigan	0-0-0	1	E	2	1	0	1	0
1/21 - Michigan	0-1-1	0	+1	0	0	0	0	0
2/3 - Wisconsin	0-0-0	0	-1	2	0	0	0	1
2/4 - Wisconsin	0-0-0	3	E	2	0	0	0	0
2/10 - vs Michigan	0-1-1	0	+1	0	1	0	0	0
2/17 - Ohio State	0-0-0	4	-1	0	0	0	0	0
2/18 - Ohio State	1-0-1	2	+1	0	1	0	0	0
2/24 - Penn State	0-0-0	2	E	2	0	0	0	0
2/25 - Penn State	0-0-0	1	E	0	0	0	0	0
3/3 - at Ohio State	2-0-2	3	+3	0	1	0	1	0
3/4 - at Ohio State	0-0-0	1	-1	0	1	0	0	0
3/10 - at Minnesota	0-0-0	1	E	0	0	0	0	0
3/11 - at Minnesota	0-0-0	1	-1	0	0	0	0	0
3/16 - vs Ohio State	0-0-0	2	-1	0	1	0	0	1
<b>TOTAL</b>	<b>6-6-12</b>	<b>49</b>	<b>-4</b>	<b>22</b>	<b>6</b>	<b>0</b>	<b>1</b>	<b>10</b>



## 2017-18 GAME-BY-GAME

Date-Opp	G-A-P	Sh	+/-	PIM	PP	Sh	GW	BLK
10/13 - at Bowling Green	0-0-0	2	E	0	0	0	0	1
10/14 - Bowling Green	0-0-0	3	E	0	0	0	0	0
10/20 - Western Mich.	0-1-1	3	E	0	0	0	0	0
10/21 - at Western Mich.	0-0-0	1	-1	0	0	0	0	0
10/27 - Lake Superior St.	1-1-2	3	+1	2	0	0	1	0
11/3 - at Minnesota	0-1-1	4	+1	0	0	0	0	1
11/4 - at Minnesota	0-0-0	2	E	2	0	0	0	0
11/10 - Wisconsin	0-0-0	0	-1	0	0	0	0	0
11/11 - Wisconsin	0-0-0	2	E	0	0	0	0	0
11/17 - Ferris State	0-0-0	2	E	0	0	0	0	0
11/18 - at Ferris State	0-0-0	1	E	2	0	0	0	0
11/24 - at Penn State	0-0-0	2	E	0	0	0	0	2
11/25 - at Penn State	0-0-0	4	E	0	0	0	0	2
12/1 - Notre Dame	0-0-0	1	-1	0	0	0	0	0
12/2 - Notre Dame	0-0-0	0	E	0	0	0	0	0
12/7 - at Michigan	0-0-0	3	-1	2	0	0	0	0
12/8 - Michigan	1-0-1	4	E	2	1	0	0	0
1/1 - vs Michigan Tech	0-0-0	3	-1	0	0	0	0	0
1/2 - vs Michigan	1-0-1	2	E	2	0	0	0	0
1/5 - Ohio State	0-0-0	0	E	0	0	0	0	2
1/6 - Ohio State	0-1-1	2	E	0	0	0	0	0
1/12 - at Wisconsin	0-0-0	3	E	0	0	0	0	1
1/13 - at Wisconsin	0-0-0	1	-1	0	0	0	0	0
1/18 - Minnesota	0-0-0	1	E	0	0	0	0	1
1/20 - vs Minnesota	0-0-0	4	E	2	0	0	0	0
2/2 - at Ohio State	1-1-2	3	+1	0	0	0	0	0
2/3 - at Ohio State	1-0-1	2	+1	0	0	0	0	1
2/9 - Michigan	0-0-0	2	E	0	0	0	0	1
2/10 - vs Michigan	0-0-0	2	-1	2	0	0	0	0
2/16 - Penn State	0-0-0	2	E	0	0	0	0	1
2/17 - Penn State	0-0-0	0	E	0	0	0	0	0
2/23 - at Notre Dame	0-0-0	5	-1	2	0	0	0	1
2/24 - at Notre Dame	0-0-0	2	E	0	0	0	0	1
3/2 - at Ohio State	0-0-0	2	-1	2	0	0	0	0
3/3 - at Ohio State	0-0-0	0	-2	0	0	0	0	0
<b>TOTAL</b>	<b>5-5-10</b>	<b>74</b>	<b>-7</b>	<b>20</b>	<b>1</b>	<b>0</b>	<b>1</b>	<b>15</b>

## 2018-19 GAME-BY-GAME

Date-Opp	G-A-P	Sh	+/-	PIM	PP	Sh	GW	BLK
10/12 - Northern Michigan	0-1-1	4	+1	0	0	0	0	1
10/13 - Northern Michigan	0-1-1	2	-1	0	0	0	0	0
10/26 - at Cornell	0-0-0	1	E	2	0	0	0	1
10/27 - at Cornell	1-0-1	2	+1	4	0	0	0	1
11/2 - Ferris State	0-0-0	4	E	0	0	0	0	1
11/3 - at Ferris State	1-0-1	1	E	0	1	0	0	1
11/9 - at Arizona State	0-0-0	2	-1	0	0	0	0	2
11/10 - at Arizona State	0-0-0	0	-1	0	0	0	0	0
11/16 - Notre Dame	0-0-0	2	-2	0	0	0	0	1
11/17 - Notre Dame	0-0-0	1	E	0	0	0	0	1
11/23 - at Minnesota	0-0-0	2	-2	2	0	0	0	0
11/24 - at Minnesota	0-0-0	2	E	0	0	0	0	0
11/30 - Michigan	0-0-0	2	-2	0	0	0	0	2
12/1 - at Michigan	0-0-0	0	E	0	0	0	0	0
12/7 - at Wisconsin	0-0-0	0	E	0	0	0	0	1
12/8 - at Wisconsin	0-0-0	0	E	0	0	0	0	1
12/30 - vs Lake Superior St.	0-0-0	1	E	0	0	0	0	1
12/31 - vs Michigan	0-0-0	1	-1	0	0	0	0	0
1/4 - Ohio State	1-0-1	2	+1	0	0	0	0	0
1/5 - Ohio State	0-0-0	0	E	15	0	0	0	1
1/11 - at Penn State	0-0-0	1	E	0	0	0	0	1
1/12 - at Penn State	1-1-2	3	+2	0	0	0	0	0
1/19 - Minnesota	0-0-0	1	-1	0	0	0	0	4
1/20 - Minnesota	0-1-1	3	+2	0	0	0	0	0
1/25 - at Notre Dame	0-1-1	2	+1	2	0	0	0	0
1/26 - at Notre Dame	0-0-0	0	E	0	0	0	0	1
2/1 - Wisconsin	0-0-0	0	E	0	0	0	0	1
2/2 - Wisconsin	0-0-0	2	E	0	0	0	0	0
2/8 - at Michigan	0-2-2	0	-1	0	0	0	0	0
2/9 - vs Michigan	0-1-1	2	E	0	0	0	0	0
2/15 - Penn State	0-0-0	2	E	0	0	0	0	1
2/16 - Penn State	0-0-0	1	-2	0	0	0	0	2
3/1 - at Ohio State	0-0-0	0	-1	0	0	0	0	0
3/2 - at Ohio State	0-0-0	0	E	2	0	0	0	2
3/8 - at Notre Dame	0-0-0	4	E	0	0	0	0	1
3/9 - at Notre Dame	0-0-0	1	E	0	0	0	0	0
<b>TOTAL</b>	<b>4-8-12</b>	<b>51</b>	<b>-7</b>	<b>27</b>	<b>0</b>	<b>0</b>	<b>0</b>	<b>28</b>

## LAMBDDIN'S SUPERLATIVES

Most Goals, Game: .....2 (3/3/17 at Ohio State)  
 Most Assists, Game: .....2 (2/8/19 at Michigan)  
 Most Points, Game: .....2, six times (MR: 2/8/19 at Michigan; 0-2--2)  
 Longest Goal-Scoring Streak: .....2 games (2/2 - 2/3/18; 2-1--3)  
 Longest Assist Streak: .....2 games, three times (MR: 1/20-25/19; 0-2--2)  
 Longest Point Scoring Streak: .....2 games, five times (MR: 1/20-25/19; 0-2--2)  
 Blocked Shots: .....4, twice (MR: 1/19/19 vs. Minnesota)  
 Multiple-Point Games, Season .....2 (2016-17, 2017-18, 2018-19)  
 Career Multi-Point Games: .....6



## CAREER GAME-BY-GAME STATS

## 31 JOHN LETHEMON

## 2016-17 GAME-BY-GAME

Date - Opp	MP	GA	GAA	SVS	Sv% W-L-T	PP	SH
10/15 - at Lake Superior St.	20:00	4	12.00	9	.692 0-1-0	1	1
10/22 - Denver	58:35	2	4.58	23	.842 0-2-0	0	0
11/5 - Michigan Tech	60:00	5	4.76	23	.833 0-3-0	2	0
12/30 - vs Michigan	65:00	5	4.72	30	.842 0-4-0	1	0
2/3 - Wisconsin	37:42	2	4.48	5	.833 0-5-0	0	0
2/4 - Wisconsin	61:24	4	4.36	24	.838 0-6-0	0	1
2/10 - vs Michigan	45:00	2	4.14	22	.850 0-6-1	1	0
2/11 - at Michigan	60:00	1	3.68	23	.864 1-6-1	1	0
2/17 - Ohio State	58:35	3	3.60	23	.867 1-7-1	0	0
2/24 - Penn State	58:50	3	3.54	35	.875 1-8-1	1	0
3/3 - at Ohio State	60:00	4	3.59	26	.874 2-8-1	2	1
3/4 - at Ohio State	59:05	4	3.63	21	.871 2-9-1	3	0
3/10 - at Minnesota	60:00	4	3.66	24	.870 2-10-1	0	0
3/16 - vs Ohio State	16:09	0	3.58	7	.873 2-10-1	0	0
<b>TOTAL</b>	<b>720:20</b>	<b>43</b>	<b>3.58</b>	<b>295</b>	<b>.873 2-10-1</b>	<b>12</b>	<b>3</b>

## 2017-18 GAME-BY-GAME

Date - Opp	MP	GA	GAA	SVS	Sv% W-L-T	PP	SH
10/13 - at Bowling Green	50:05	1	1.20	17	.944 0-0-0	1	0
10/14 - Bowling Green	60:00	2	1.64	22	.929 1-0-0	1	0
10/20 - Western Mich.	59:58	4	2.47	26	.903 2-0-0	1	0
10/21 - at Western Mich.	58:42	2	2.36	35	.917 2-1-0	0	0
10/27 - Lake Superior St.	60:00	3	2.49	19	.908 3-1-0	2	0
10/28 - Lake Superior St.	59:53	0	2.07	15	.918 4-1-0	0	0
11/3 - at Minnesota	58:29	3	2.21	24	.913 4-2-0	1	0
11/4 - at Minnesota	29:22	3	2.47	9	.903 4-3-0	0	0
11/10 - Wisconsin	44:42	3	2.62	11	.894 4-4-0	1	0
11/11 - Wisconsin	60:00	0	2.33	38	.911 5-4-0	0	0
11/17 - Ferris State	63:31	2	2.28	27	.914 6-4-0	0	0
11/18 - at Ferris State	60:00	1	2.17	29	.919 7-4-0	1	0
11/24 - at Penn State	8:24	3	2.41	5	.911 7-5-0	1	0
11/25 - at Penn State	65:00	2	2.36	41	.916 7-5-1	0	0
12/1 - Notre Dame	58:38	3	2.41	15	.912 7-6-1	0	0
12/2 - Notre Dame	58:24	1	2.32	27	.916 7-7-1	0	0
12/7 - at Michigan	59:58	4	2.43	25	.912 7-8-1	1	0
12/8 - Michigan	60:00	0	2.28	29	.918 8-8-1	0	0
1/1 - vs Michigan Tech	58:06	4	2.38	27	.915 8-9-1	0	0
1/2 - vs Michigan	58:47	6	2.58	32	.910 8-10-1	1	0
1/5 - Ohio State	20:32	4	2.75	12	.905 8-11-1	2	0
1/12 - at Wisconsin	59:54	0	2.61	30	.910 9-11-1	0	0
1/13 - at Wisconsin	59:02	4	2.68	21	.907 9-12-1	1	1
1/18 - Minnesota	59:12	5	2.79	34	.905 9-13-1	1	2
1/20 - vs Minnesota	59:34	2	2.76	20	.905 9-14-1	0	0
2/2 - at Ohio State	59:08	3	2.77	17	.903 9-15-1	1	0
2/3 - at Ohio State	59:45	3	2.78	27	.903 10-15-1	3	0
2/9 - Michigan	65:00	1	2.70	37	.907 10-15-2	0	0
2/10 - vs Michigan	58:33	3	2.71	30	.907 10-16-2	1	0
2/16 - Penn State	60:00	2	2.69	26	.908 11-16-2	1	0
2/23 - at Notre Dame	27:10	4	2.79	13	.905 11-17-2	0	1
2/24 - at Notre Dame	59:56	3	2.79	23	.904 12-17-2	1	1
3/2 - at Ohio State	46:36	4	2.85	25	.903 12-18-2	2	0
3/3 - at Ohio State	65:53	4	2.88	38	.903 12-19-2	1	0
<b>TOTAL</b>	<b>1852:14</b>	<b>89</b>	<b>2.88</b>	<b>826</b>	<b>.903 12-19-2</b>	<b>25</b>	<b>5</b>

## 2018-19 GAME-BY-GAME

Date - Opp	MP	GA	GAA	SVS	Sv% W-L-T	PP	SH
10/12 - Northern Michigan	60:00	2	2.00	21	.913 1-0-0	0	0
10/26 - at Cornell	59:42	2	2.01	32	.930 2-0-0	0	0
10/27 - at Cornell	59:47	3	2.34	36	.927 3-0-0	2	0
11/2 - Ferris State	60:00	3	2.51	25	.919 4-0-0	0	0
11/9 - at Arizona State	58:50	5	3.02	21	.900 4-1-0	1	0
11/10 - at Arizona State	58:11	2	2.86	29	.906 4-2-0	1	0
11/17 - Notre Dame	58:26	2	2.75	20	.906 4-3-0	1	0
11/23 - at Minnesota	36:18	4	3.06	16	.897 4-4-0	0	0
12/8 - at Wisconsin	58:40	2	2.94	40	.906 4-5-0	1	0
12/30 - vs Lake Superior St.	62:32	4	3.04	26	.902 4-6-0	1	0
1/5 - Ohio State	60:00	6	3.32	38	.897 4-7-0	3	0
1/12 - at Penn State	60:00	4	3.38	40	.898 5-7-0	2	0
1/19 - Minnesota	59:31	3	3.35	35	.900 6-7-0	1	0
1/20 - Minnesota	60:00	3	3.33	36	.902 7-7-0	1	0
1/25 - at Notre Dame	60:00	6	3.51	25	.896 7-8-0	3	0
2/15 - Penn State	60:00	3	3.48	44	.900 8-8-0	2	0
2/16 - Penn State	58:22	4	3.51	42	.901 8-9-0	1	0
3/2 - at Ohio State	60:00	2	3.43	32	.906 9-9-0	1	0
3/8 - at Notre Dame	58:25	1	3.30	23	.905 9-10-0	1	0
3/9 - at Notre Dame	57:51	2	3.24	21	.905 9-11-0	0	1
<b>TOTAL</b>	<b>1166:35</b>	<b>63</b>	<b>3.24</b>	<b>602</b>	<b>.905 9-11-0</b>	<b>22</b>	<b>1</b>

## LETHEMON'S SUPERLATIVES

First Appearance:..... 10/15/16 at Lake Superior State  
 First Start:..... 10/15/16 at Lake Superior State  
 First Shutout:..... 10/28/17 vs. Lake Superior State  
 Most Saves, Period:..... 19 (3rd per. 2/15/19 vs. Penn State)  
 Fewest Saves, Period:..... 2 (2nd per. 2/3/17 vs. Wisconsin)  
 Most Saves, Game:..... 44 (2/15/19 vs. Penn State)  
 Fewest Saves, Complete Game:..... 15 (10/28/17 vs. Lake Superior State)  
 Most Goals Allowed, Period:..... 4 (1st per. 10/15/16 at Lake Superior State)  
 Most Goals Allowed, Game:..... 6, twice (MR: 1/25/19 at Notre Dame)



## 9 MITCHELL LEWANDOWSKI

### 2017-18 GAME-BY-GAME

Date-Opp	G-A-P	Sh	+/-	PIM	PP	Sh	GW	BLK
10/13 - at Bowling Green	0-1-1	3	E	2	0	0	0	0
10/14 - Bowling Green	0-1-1	1	+1	0	0	0	0	0
10/20 - Western Mich.	1-3-4	2	+2	0	0	0	1	0
10/21 - at Western Mich.	0-0-0	4	-2	0	0	0	0	0
10/27 - Lake Superior St.	0-1-1	3	+1	0	0	0	0	0
10/28 - Lake Superior St.	2-0-2	4	E	0	2	0	1	2
11/3 - at Minnesota	0-0-0	2	-2	0	0	0	0	1
11/4 - at Minnesota	0-0-0	3	-1	0	0	0	0	0
11/10 - Wisconsin	2-1-3	2	E	2	1	0	0	0
11/11 - Wisconsin	1-0-1	1	+1	0	0	0	0	0
11/17 - Ferris State	2-1-3	4	+1	0	0	0	0	1
11/18 - at Ferris State	1-0-1	5	+1	0	1	0	1	4
11/24 - at Penn State	0-0-0	5	-2	0	0	0	0	0
11/25 - at Penn State	0-1-1	0	+1	0	0	0	0	0
12/1 - Notre Dame	0-0-0	1	-2	0	0	0	0	0
12/2 - Notre Dame	0-0-0	4	-2	0	0	0	0	0
12/7 - at Michigan	0-0-0	1	-1	0	0	0	0	1
12/8 - Michigan	1-2-3	3	+1	0	1	0	0	1
1/1 - vs Michigan Tech	0-0-0	1	-2	2	0	0	0	1
1/2 - vs Michigan	0-2-2	4	-1	0	0	0	0	0
1/5 - Ohio State	0-0-0	1	-1	2	0	0	0	0
1/6 - Ohio State	1-0-1	2	E	2	0	0	0	2
1/12 - at Wisconsin	1-0-1	3	E	0	1	0	1	0
1/13 - at Wisconsin	2-0-2	2	-1	0	1	0	0	0
1/18 - Minnesota	1-0-1	1	-1	0	0	0	0	2
1/20 - vs Minnesota	0-0-0	0	-1	15	0	0	0	0
2/2 - at Ohio State	0-0-0	3	-2	2	0	0	0	3
2/3 - at Ohio State	0-0-0	3	E	0	0	0	0	1
2/9 - Michigan	0-0-0	3	E	2	0	0	0	1
2/10 - vs Michigan	0-0-0	3	-1	15	0	0	0	0
2/16 - Penn State	2-0-2	7	+1	0	1	0	1	0
2/17 - Penn State	0-1-1	5	-1	0	0	0	0	0
2/23 - at Notre Dame	0-0-0	1	-3	4	0	0	0	0
2/24 - at Notre Dame	2-0-2	3	+2	2	0	0	0	1
3/2 - at Ohio State	0-0-0	1	+2	0	0	0	0	2
3/3 - at Ohio State	0-1-1	3	+1	0	0	0	0	0
<b>TOTAL</b>	<b>19-15-34</b>	<b>94</b>	<b>-11</b>	<b>50</b>	<b>8</b>	<b>0</b>	<b>5</b>	<b>23</b>

### 2018-19 GAME-BY-GAME

Date-Opp	G-A-P	Sh	+/-	PIM	PP	Sh	GW	BLK
10/12 - Northern Michigan	1-1-2	7	E	0	0	0	1	1
10/13 - Northern Michigan	0-1-1	1	E	0	0	0	0	0
10/26 - at Cornell	0-1-1	0	+2	0	0	0	0	1
10/27 - at Cornell	1-2-3	3	+2	2	0	0	0	0
11/2 - Ferris State	1-1-2	6	+1	0	0	0	0	2
11/3 - at Ferris State	0-0-0	5	-1	0	0	0	0	0
11/9 - at Arizona State	0-0-0	3	-2	0	0	0	0	0
11/10 - at Arizona State	0-0-0	4	E	0	0	0	0	0
11/16 - Notre Dame	0-1-1	2	E	0	0	0	0	2
11/17 - Notre Dame	0-0-0	2	E	0	0	0	0	0
11/23 - at Minnesota	1-1-2	2	-2	0	0	0	0	1
11/24 - at Minnesota	0-1-1	1	+2	0	0	0	0	1
11/30 - Michigan	1-1-2	3	+2	0	0	0	1	0
12/1 - at Michigan	0-0-0	2	E	2	0	0	0	1
12/7 - at Wisconsin	0-1-1	0	+3	0	0	0	0	0
12/8 - at Wisconsin	0-0-0	2	-2	2	0	0	0	2
12/30 - vs Lake Superior St.	0-0-0	0	E	0	0	0	0	2
12/31 - vs Michigan	0-0-0	3	E	0	0	0	0	0
1/4 - Ohio State	1-2-3	5	+1	0	0	0	0	2
1/5 - Ohio State	0-0-0	3	-1	2	0	0	0	0

1/11 - at Penn State	0-1-1	4	E	4	0	0	0	0
1/12 - at Penn State	1-0-1	3	+1	0	1	0	1	1
1/19 - Minnesota	2-0-2	10	+2	0	1	0	0	0
1/20 - Minnesota	2-0-2	4	+2	2	0	0	1	0
1/25 - at Notre Dame	0-1-1	2	0	0	0	0	0	0
1/26 - at Notre Dame	0-1-1	1	E	2	0	0	0	0
12/1 - Wisconsin	1-1-2	5	+1	2	1	0	0	0
12/2 - Wisconsin	1-1-2	4	-1	0	1	0	0	0
2/8 - at Michigan	0-0-0	2	+1	0	0	0	0	0
2/9 - vs Michigan	2-0-2	3	-1	2	1	0	0	2
2/15 - Penn State	0-0-0	0	E	2	0	0	0	2
2/16 - Penn State	0-0-0	1	-2	0	0	0	0	0
3/1 - at Ohio State	0-0-0	1	-3	0	0	0	0	0
3/2 - at Ohio State	1-0-1	3	E	2	0	0	0	1
3/8 - at Notre Dame	0-0-0	4	E	0	0	0	0	1
3/9 - at Notre Dame	0-0-0	2	-1	0	0	0	0	0
<b>TOTAL</b>	<b>16-18-34</b>	<b>107</b>	<b>+5</b>	<b>26</b>	<b>5</b>	<b>0</b>	<b>4</b>	<b>22</b>

### LEWANDOWSKI'S SUPERLATIVES

Most Goals, Game: .....2, several (MR: 2/9/19 vs. Michigan)  
 Most Assists, Game: .....3 (10/20/17 vs. Western Michigan)  
 Most Points, Game: .....4 (10/20/17 vs. Western Michigan; 1-3-4)  
 Longest Goal-Scoring Streak: .....4 games, twice (MR: 1/6-18/18; 5-0-5)  
 Longest Assist Streak: .....5 games (10/12-11/2/18; 3-6-9)  
 Longest Point Scoring Streak: .....8 games (1/11-2/2/19; 7-5-12)  
 Blocked Shots .....4 (11/18/17 at Ferris State)  
 Multiple-Point Games, Season .....11 (2018-19)  
 Career Multi-Point Games: .....20

## 27 MITCHELL MATTSO

### 2018-19 GAME-BY-GAME

Date-Opp	G-A-P	Sh	+/-	PIM	PP	Sh	GW	BLK
10/12 - Northern Michigan	0-0-0	1	E	0	0	0	0	0
10/13 - Northern Michigan	0-0-0	0	E	0	0	0	0	1
10/26 - at Cornell	0-0-0	1	-1	0	0	0	0	0
11/2 - Ferris State	0-0-0	0	E	0	0	0	0	0
11/23 - at Minnesota	0-0-0	0	-1	0	0	0	0	0
12/8 - at Wisconsin	0-0-0	1	E	0	0	0	0	0
1/4 - Ohio State	0-0-0	0	-1	0	0	0	0	0
1/5 - Ohio State	0-0-0	0	-1	0	0	0	0	0
1/12 - at Penn State	0-0-0	0	-1	0	0	0	0	0
1/19 - Minnesota	0-0-0	3	E	0	0	0	0	0
1/20 - Minnesota	0-0-0	0	-1	2	0	0	0	0
1/25 - at Notre Dame	0-0-0	2	-1	0	0	0	0	0
1/26 - at Notre Dame	0-0-0	1	E	0	0	0	0	0
2/2 - Wisconsin	0-0-0	0	-1	0	0	0	0	0
<b>TOTAL</b>	<b>0-0-0</b>	<b>9</b>	<b>-8</b>	<b>2</b>	<b>0</b>	<b>0</b>	<b>0</b>	<b>1</b>

### MATTSON'S SUPERLATIVES

Most Goals, Game: .....N/A  
 Most Assists, Game: .....N/A  
 Most Points, Game: .....N/A  
 Longest Goal-Scoring Streak: .....N/A  
 Longest Assist Streak: .....N/A  
 Longest Point Scoring Streak: .....N/A  
 Blocked Shots .....1 (10/13/18 vs. Northern Michigan)  
 Multiple-Point Games, Season .....N/A  
 Career Multi-Point Games: .....N/A





## 12 TOMMY MILLER

### 2017-18 GAME-BY-GAME

Date - Opp	G-A-P	Sh	+/+	PIM	PP	Sh	GW	BLK
10/13 - at Bowling Green	0-0-0	3	-1	0	0	0	0	1
10/14 - Bowling Green	0-0-0	1	+1	0	0	0	0	1
10/20 - Western Mich.	0-0-0	0	+1	0	0	0	0	2
10/21 - at Western Mich.	0-0-0	0	E	0	0	0	0	3
10/27 - Lake Superior St.	0-1-1	0	+3	0	0	0	0	3
10/28 - Lake Superior St.	0-1-1	0	+1	0	0	0	0	1
11/3 - at Minnesota	0-0-0	0	-2	0	0	0	0	1
11/4 - at Minnesota	0-0-0	0	-2	0	0	0	0	3
11/10 - Wisconsin	0-0-0	0	-2	0	0	0	0	2
11/11 - Wisconsin	0-0-0	0	+1	0	0	0	0	1
11/17 - Ferris State	0-0-0	0	+1	0	0	0	0	1
11/18 - at Ferris State	0-0-0	3	+1	0	0	0	0	3
11/24 - at Penn State	0-0-0	3	-2	0	0	0	0	1
11/25 - at Penn State	0-1-1	1	+1	0	0	0	0	6
12/1 - Notre Dame	0-0-0	0	-1	0	0	0	0	2
12/2 - Notre Dame	0-0-0	2	-1	0	0	0	0	3
12/7 - at Michigan	0-0-0	0	-2	0	0	0	0	5
12/8 - Michigan	0-0-0	0	E	0	0	0	0	0
1/1 - vs Michigan Tech	0-0-0	1	-2	0	0	0	0	2
1/2 - vs Michigan	0-0-0	0	+1	0	0	0	0	4
1/5 - Ohio State	0-0-0	0	-1	0	0	0	0	1
1/6 - Ohio State	0-0-0	2	+1	0	0	0	0	0
1/12 - at Wisconsin	0-0-0	0	E	0	0	0	0	2
1/13 - at Wisconsin	0-0-0	0	-1	0	0	0	0	2
1/18 - Minnesota	0-3-3	0	+2	0	0	0	0	3
1/20 - vs Minnesota	0-0-0	0	E	0	0	0	0	3
2/2 - at Ohio State	0-0-0	0	E	0	0	0	0	0
2/3 - at Ohio State	0-2-2	0	+2	0	0	0	0	5
2/9 - Michigan	0-0-0	0	E	0	0	0	0	3
2/10 - vs Michigan	0-0-0	2	E	0	0	0	0	2
2/16 - Penn State	0-1-1	1	+2	0	0	0	0	1
2/17 - Penn State	0-0-0	0	+1	0	0	0	0	2
2/23 - at Notre Dame	0-1-1	1	-1	0	0	0	0	0
2/24 - at Notre Dame	0-0-0	2	+1	0	0	0	0	2
3/2 - at Ohio State	0-0-0	1	-1	0	0	0	0	5
3/3 - at Ohio State	0-0-0	0	-1	0	0	0	0	2
<b>TOTAL</b>	<b>0-10-10</b>	<b>23</b>	<b>E</b>	<b>0</b>	<b>0</b>	<b>0</b>	<b>0</b>	<b>78</b>

### 2018-19 GAME-BY-GAME

Date - Opp	G-A-P	Sh	+/+	PIM	PP	Sh	GW	BLK
10/12 - Northern Michigan	0-1-1	0	+2	0	0	0	0	1
10/13 - Northern Michigan	0-0-0	1	-1	0	0	0	0	1
10/26 - at Cornell	0-0-0	1	-1	4	0	0	0	1
10/27 - at Cornell	0-0-0	1	E	0	0	0	0	2
11/2 - Ferris State	0-0-0	0	-2	0	0	0	0	1
11/3 - Ferris State	0-0-0	0	-3	2	0	0	0	0
11/9 - at Arizona State	0-0-0	0	-1	0	0	0	0	2
11/10 - at Arizona State	0-0-0	0	E	0	0	0	0	0
11/16 - Notre Dame	0-0-0	0	-1	2	0	0	0	3
11/17 - Notre Dame	0-0-0	0	+1	0	0	0	0	0
11/23 - at Minnesota	0-0-0	0	-1	0	0	0	0	2
11/24 - at Minnesota	0-0-0	0	+2	0	0	0	0	2
11/30 - Michigan	1-0-1	2	E	0	0	0	0	3
12/1 - at Michigan	0-0-0	0	E	0	0	0	0	1
12/7 - at Wisconsin	0-0-0	0	-1	0	0	0	0	5
12/8 - at Wisconsin	0-0-0	0	-1	0	0	0	0	0
12/30 - vs Lake Superior St.	0-0-0	1	-2	0	0	0	0	1
12/31 - vs Michigan	0-0-0	2	E	0	0	0	0	3
1/4 - Ohio State	0-0-0	1	E	0	0	0	0	0
1/5 - Ohio State	0-0-0	0	-2	0	0	0	0	0
1/11 - at Penn State	0-0-0	1	-1	0	0	0	0	1

1/12 - at Penn State	0-0-0	0	-1	4	0	0	0	2
1/19 - Minnesota	0-0-0	0	-1	0	0	0	0	3
1/20 - Minnesota	0-0-0	0	+1	0	0	0	0	1
1/25 - at Notre Dame	0-0-0	1	E	0	0	0	0	0
1/26 - at Notre Dame	0-0-0	0	E	0	0	0	0	1
2/1 - Wisconsin	0-0-0	1	+1	2	0	0	0	2
2/2 - Wisconsin	0-0-0	1	E	0	0	0	0	4
2/8 - at Michigan	0-0-0	0	E	0	0	0	0	2
2/9 - vs Michigan	0-0-0	1	E	0	0	0	0	3
2/15 - Penn State	1-0-1	1	+2	0	0	0	0	2
2/16 - Penn State	0-0-0	1	-2	2	0	0	0	1
3/1 - at Ohio State	0-0-0	0	E	0	0	0	0	2
3/2 - at Ohio State	0-1-1	0	-1	0	0	0	0	2
3/8 - at Notre Dame	0-0-0	1	E	2	0	0	0	0
3/9 - at Notre Dame	0-0-0	0	-1	0	0	0	0	2
<b>TOTAL</b>	<b>2-2-4</b>	<b>17</b>	<b>-14</b>	<b>18</b>	<b>0</b>	<b>0</b>	<b>0</b>	<b>56</b>

### MILLER'S SUPERLATIVES

Most Goals, Game: ..... 1, twice (MR: 2/15/19 vs. Penn State)  
 Most Assists, Game: ..... 3 (1/18/18 vs. Minnesota)  
 Most Points, Game: ..... 3 (1/18/18 vs. Minnesota; 0-3-3)  
 Longest Goal-Scoring Streak: ..... N/A  
 Longest Assist Streak: ..... 2 games (10/27-28/17; 0-2-2)  
 Longest Point Scoring Streak: ..... 2 games (10/27-28/17; 0-2-2)  
 Blocked Shots: ..... 6 (11/25/17 at Penn State)  
 Multiple-Point Games, Season ..... 2 (2017-18)  
 Career Multi-Point Games: ..... 2

## 57 JERAD ROSBURG

### 2016-17 GAME-BY-GAME

Date - Opp	G-A-P	Sh	+/+	PIM	PP	Sh	GW	BLK
10/14 - at Lake Superior St.	0-0-0	1	E	2	0	0	0	0
10/15 - at Lake Superior St.	1-0-1	3	+1	0	0	0	0	0
10/21 - Denver	0-0-0	0	E	0	0	0	0	0
10/22 - Denver	0-0-0	2	-1	0	0	0	0	5
10/28 - Princeton	0-0-0	0	E	0	0	0	0	2
11/10 - Ferris State	0-0-0	3	E	0	0	0	0	0
11/12 - at Ferris State	0-0-0	3	E	0	0	0	0	0
11/25 - at North Dakota	2-1-3	2	E	0	1	0	0	2
11/26 - at North Dakota	0-0-0	0	+1	0	0	0	0	0
12/9 - Minnesota	0-0-0	0	-1	0	0	0	0	1
12/10 - Minnesota	0-1-1	0	+1	2	0	0	0	0
12/18 - Northeastern	0-0-0	1	-1	0	0	0	0	1
12/29 - vs Western Mich.	0-0-0	1	E	0	0	0	0	0
12/30 - vs Michigan	0-0-0	4	+1	2	0	0	0	1
1/6 - at Wisconsin	0-0-0	0	-1	0	0	0	0	2
1/7 - at Wisconsin	0-0-0	0	-1	0	0	0	0	2
1/13 - at Penn State	0-0-0	1	-2	0	0	0	0	1
1/14 - at Penn State	0-0-0	1	-2	2	0	0	0	3
1/20 - at Michigan	0-0-0	2	+1	0	0	0	0	2
1/21 - Michigan	0-0-0	0	-1	0	0	0	0	1
2/3 - Wisconsin	0-0-0	1	-1	0	0	0	0	2
2/4 - Wisconsin	0-2-2	2	-1	2	0	0	0	4
2/10 - vs Michigan	0-0-0	0	+1	0	0	0	0	1
2/11 - at Michigan	0-0-0	4	+2	4	0	0	1	3
2/17 - Ohio State	0-1-1	3	-2	2	0	0	0	0
2/18 - Ohio State	0-1-1	1	E	0	0	0	0	1
2/24 - Penn State	0-0-0	0	-1	0	0	0	0	1
2/25 - Penn State	0-0-0	3	-1	4	0	0	0	0
3/3 - at Ohio State	0-1-1	1	E	4	0	0	0	0
3/4 - at Ohio State	0-1-1	1	+1	0	0	0	0	2
3/10 - at Minnesota	0-0-0	1	-1	0	0	0	0	0
3/11 - at Minnesota	0-0-0	4	-1	0	0	0	0	2
3/16 - vs Ohio State	0-0-0	0	-2	0	0	0	0	2
<b>TOTAL</b>	<b>3-8-11</b>	<b>45</b>	<b>-11</b>	<b>24</b>	<b>1</b>	<b>0</b>	<b>1</b>	<b>41</b>



## 2017-18 GAME-BY-GAME

Date - Opp	G-A-P	Sh	+/-	PIM	PP	Sh	GW	BLK
10/13 - at Bowling Green	0-0-0	2	-1	0	0	0	0	2
10/14 - Bowling Green	0-0-0	3	E	0	0	0	0	2
10/20 - Western Mich.	0-0-0	1	-1	0	0	0	0	0
10/21 - at Western Mich.	0-0-0	1	-1	4	0	0	0	1
10/27 - Lake Superior St.	0-0-0	3	E	2	0	0	0	0
10/28 - Lake Superior St.	0-1-1	1	+2	0	0	0	0	1
11/3 - at Minnesota	0-0-0	3	E	4	0	0	0	2
11/4 - at Minnesota	0-0-0	0	-2	0	0	0	0	0
11/10 - Wisconsin	0-0-0	0	E	4	0	0	0	0
11/11 - Wisconsin	0-0-0	1	E	0	0	0	0	1
11/17 - Ferris State	0-0-0	5	-1	2	0	0	0	1
11/18 - at Ferris State	0-0-0	0	+1	2	0	0	0	1
11/24 - at Penn State	0-0-0	0	-2	0	0	0	0	2
11/25 - at Penn State	0-0-0	0	-1	2	0	0	0	5
12/1 - Notre Dame	0-0-0	2	-1	0	0	0	0	3
12/2 - Notre Dame	0-0-0	1	E	0	0	0	0	2
12/7 - at Michigan	0-0-0	0	E	2	0	0	0	1
12/8 - Michigan	0-2-2	0	+2	0	0	0	0	2
1/1 - vs Michigan Tech	0-1-1	3	E	0	0	0	0	0
1/2 - vs Michigan	0-0-0	2	-2	0	0	0	0	1
1/5 - Ohio State	0-0-0	1	E	15	0	0	0	2
1/6 - Ohio State	0-1-1	0	-1	0	0	0	0	0
1/12 - at Wisconsin	0-1-1	0	+1	0	0	0	0	2
1/13 - at Wisconsin	0-1-0	0	E	0	0	0	0	3
1/18 - Minnesota	0-0-0	0	E	15	0	0	0	2
1/20 - vs Minnesota	0-1-1	1	E	0	0	0	0	2
2/2 - at Ohio State	0-0-0	0	E	0	0	0	0	0
2/3 - at Ohio State	0-0-0	3	+2	0	0	0	0	2
2/9 - Michigan	0-0-0	3	E	2	0	0	0	0
2/10 - vs Michigan	0-0-0	0	+1	0	0	0	0	4
2/16 - Penn State	0-0-0	1	E	0	0	0	0	4
2/17 - Penn State	0-0-0	3	-1	0	0	0	0	1
2/23 - at Notre Dame	0-0-0	1	E	0	0	0	0	0
2/24 - at Notre Dame	1-2-3	5	+3	0	0	0	1	4
3/2 - at Ohio State	0-0-0	0	-1	0	0	0	0	2
3/3 - at Ohio State	0-0-0	3	-1	0	0	0	0	4
<b>TOTAL</b>	<b>1-10-11</b>	<b>49</b>	<b>-4</b>	<b>54</b>	<b>0</b>	<b>0</b>	<b>1</b>	<b>59</b>

## 2018-19 GAME-BY-GAME

Date - Opp	G-A-P	Sh	+/-	PIM	PP	Sh	GW	BLK
10/12 - Northern Michigan	0-1-1	2	E	0	0	0	0	1
10/13 - Northern Michigan	0-0-0	2	+1	0	0	0	0	4
10/26 - at Cornell	0-0-0	3	+2	0	0	0	0	3
10/27 - at Cornell	0-1-1	3	+1	0	0	0	0	1
11/2 - Ferris State	0-0-0	2	-1	0	0	0	0	0
11/3 - at Ferris State	0-0-0	3	E	0	0	0	0	2
11/9 - at Arizona State	1-0-1	2	-1	4	0	0	0	2
11/10 - at Arizona State	0-0-0	0	-1	2	0	0	0	0
11/16 - Notre Dame	0-0-0	2	E	0	0	0	0	1
11/17 - Notre Dame	0-0-0	2	-1	0	0	0	0	1
11/23 - at Minnesota	0-1-1	3	-2	0	0	0	0	2
11/24 - at Minnesota	0-0-0	2	E	0	0	0	0	1
11/30 - Michigan	0-1-1	0	+2	0	0	0	0	1
12/1 - at Michigan	0-0-0	0	E	2	0	0	0	4
12/7 - at Wisconsin	1-1-2	5	E	0	0	0	0	3
12/8 - at Wisconsin	0-0-0	0	-1	0	0	0	0	3
12/30 - vs Lake Superior St.	0-1-1	3	+3	2	0	0	0	3
12/31 - vs Michigan	0-0-0	1	E	15	0	0	0	2
1/4 - Ohio State	0-1-1	3	+1	0	0	0	0	3
1/5 - Ohio State	0-0-0	2	-1	0	0	0	0	1
1/11 - at Penn State	0-0-0	2	+1	0	0	0	0	0
1/12 - at Penn State	0-0-0	3	-2	2	0	0	0	0

1/19 - Minnesota	1-0-1	3	+1	0	0	0	0	4
1/20 - Minnesota	0-1-1	5	+2	0	0	0	0	1
1/25 - at Notre Dame	0-0-0	3	E	0	0	0	0	0
1/26 - at Notre Dame	0-0-0	1	E	0	0	0	0	2
2/1 - Wisconsin	0-1-1	2	+1	0	0	0	0	0
2/2 - Wisconsin	0-0-0	3	E	2	0	0	0	3
2/8 - at Michigan	0-0-0	1	-1	0	0	0	0	2
2/9 - vs Michigan	0-2-2	0	-2	0	0	0	0	4
2/15 - Penn State	0-0-0	3	E	0	0	0	0	3
2/16 - Penn State	1-0-1	3	-2	2	1	0	0	4
3/1 - at Ohio State	0-0-0	2	-4	0	0	0	0	4
3/2 - at Ohio State	0-1-1	5	+1	0	0	0	0	5
3/8 - at Notre Dame	0-0-0	6	E	0	0	0	0	2
3/9 - at Notre Dame	0-0-0	7	E	2	0	0	0	1
<b>TOTAL</b>	<b>4-12-16</b>	<b>89</b>	<b>+1</b>	<b>33</b>	<b>1</b>	<b>0</b>	<b>0</b>	<b>74</b>

## ROSBURG'S SUPERLATIVES

Most Goals, Game: ..... 2 (11/25/16 at North Dakota)  
 Most Assists, Game: ..... 2, four times (MR: 2/9/19 vs. Michigan)  
 Most Points, Game: ..... 3, twice (MR: 2/24/18 at Notre Dame; 1-2-3)  
 Longest Goal-Scoring Streak: ..... N/A  
 Longest Assist Streak: ..... 3 games (1/6-13/18; 0-3-3)  
 Longest Point Scoring Streak: ..... 3 games (1/6-13/18; 0-3-3)  
 Blocked Shots: ..... 5, three times (MR: 3/2/19 at Ohio State)  
 Multiple-Point Games, Season ..... 2 (2016-17, 2017-18, 2018-19)  
 Career Multi-Point Games: ..... 6



## 10 SAM SALIBA

### 2016-17 GAME-BY-GAME

Date - Opp	G-A-P	Sh	+/-	PIM	PP	Sh	GW	BLK
10/14 - at Lake Superior St.	0-0-0	0	E	2	0	0	0	0
10/15 - at Lake Superior St.	0-0-0	0	E	0	0	0	0	1
10/21 - Denver	0-0-0	1	E	0	0	0	0	0
10/22 - Denver	0-0-0	0	-1	0	0	0	0	0
10/28 - Princeton	0-0-0	1	-2	0	0	0	0	0
11/4 - Michigan Tech	0-0-0	2	-1	0	0	0	0	1
11/5 - Michigan Tech	0-1-1	1	+1	0	0	0	0	0
11/10 - Ferris State	0-0-0	2	-1	0	0	0	0	0
11/12 - at Ferris State	1-0-1	3	-1	0	0	0	0	0
11/25 - at North Dakota	0-2-2	0	E	0	0	0	0	0
11/26 - at North Dakota	0-0-0	2	E	2	0	0	0	0
12/9 - Minnesota	0-0-0	0	-1	0	0	0	0	1
12/10 - Minnesota	0-0-0	1	-2	2	0	0	0	0
12/18 - Northeastern	0-0-0	0	-1	2	0	0	0	0
12/29 - vs Western Mich.	0-0-0	0	E	0	0	0	0	0
12/30 - vs Michigan	0-1-1	3	E	0	0	0	0	0
1/6 - at Wisconsin	0-0-0	4	E	0	0	0	0	0
1/7 - at Wisconsin	0-0-0	2	-1	0	0	0	0	0
1/13 - at Penn State	0-0-0	2	-3	0	0	0	0	0
1/14 - at Penn State	0-1-1	2	+1	0	0	0	0	0
1/20 - at Michigan	1-0-1	2	E	0	1	0	1	0
1/21 - Michigan	0-2-2	0	+1	0	0	0	0	0
2/3 - Wisconsin	1-0-1	2	E	0	0	0	0	1
2/4 - Wisconsin	0-0-0	0	-2	0	0	0	0	0
2/10 - vs Michigan	2-0-2	3	+1	0	1	0	0	0
2/11 - at Michigan	0-0-0	2	E	2	0	0	0	0
2/17 - Ohio State	0-0-0	1	E	0	0	0	0	0
2/18 - Ohio State	1-0-1	1	E	2	1	0	0	0
2/24 - Penn State	0-0-0	1	-2	0	0	0	0	2
2/25 - Penn State	0-0-0	5	-1	0	0	0	0	1
3/3 - at Ohio State	1-0-1	6	-1	0	1	0	0	0
3/4 - at Ohio State	2-0-2	3	E	0	1	0	0	0
3/10 - at Minnesota	0-0-0	3	-1	2	0	0	0	1
3/11 - at Minnesota	0-1-1	2	+1	0	0	0	0	1
3/16 - vs Ohio State	1-0-1	1	-2	0	1	0	0	0
<b>TOTAL</b>	<b>10-8-18</b>	<b>58</b>	<b>-18</b>	<b>14</b>	<b>6</b>	<b>0</b>	<b>1</b>	<b>9</b>

### 2017-18 GAME-BY-GAME

Date - Opp	G-A-P	Sh	+/-	PIM	PP	Sh	GW	BLK
10/13 - at Bowling Green	0-0-0	0	E	0	0	0	0	0
10/14 - Bowling Green	0-0-0	2	E	0	0	0	0	2
10/20 - Western Mich.	2-0-2	3	E	0	1	0	0	1
10/21 - at Western Mich.	0-0-0	0	-2	2	0	0	0	0
10/27 - Lake Superior St.	1-0-1	5	+2	0	0	0	0	0
10/28 - Lake Superior St.	0-1-1	2	+1	4	0	0	0	0
11/3 - at Minnesota	1-0-1	3	+1	2	0	0	0	0
11/4 - at Minnesota	0-0-0	2	E	0	0	0	0	0
11/10 - Wisconsin	0-0-0	0	-1	0	0	0	0	0
11/11 - Wisconsin	0-0-0	0	E	0	0	0	0	0
11/17 - Ferris State	0-0-0	3	E	0	0	0	0	1
11/18 - at Ferris State	0-0-0	0	E	0	0	0	0	1
11/24 - at Penn State	0-0-0	3	-2	0	0	0	0	1
11/25 - at Penn State	0-0-0	2	-1	0	0	0	0	3
12/1 - Notre Dame	0-0-0	1	-1	0	0	0	0	0
12/2 - Notre Dame	0-0-0	2	-1	0	0	0	0	1
12/7 - at Michigan	0-0-0	0	E	2	0	0	0	3
12/8 - Michigan	0-0-0	0	E	0	0	0	0	2
1/1 - vs Michigan Tech	0-0-0	2	-2	0	0	0	0	2
1/2 - vs Michigan	0-0-0	2	-1	0	0	0	0	0
1/5 - Ohio State	0-1-1	1	E	0	0	0	0	0
1/6 - Ohio State	2-0-2	5	-1	0	1	0	0	1

1/12 - at Wisconsin	0-0-0	1	E	0	0	0	0	0
1/13 - at Wisconsin	0-0-0	4	-1	2	0	0	0	0
1/18 - Minnesota	0-0-0	2	E	0	0	0	0	0
1/20 - vs Minnesota	0-0-0	1	E	0	0	0	0	0
2/2 - at Ohio State	0-1-1	1	+1	0	0	0	0	0
2/3 - at Ohio State	0-0-0	2	+1	0	0	0	0	1
2/9 - Michigan	0-0-0	1	E	0	0	0	0	0
2/10 - vs Michigan	0-0-0	3	E	0	0	0	0	1
2/16 - Penn State	0-0-0	1	+1	0	0	0	0	1
2/17 - Penn State	0-0-0	5	E	0	0	0	0	0
2/23 - at Notre Dame	0-0-0	3	-1	0	0	0	0	0
2/24 - at Notre Dame	0-0-0	2	E	0	0	0	0	0
3/2 - at Ohio State	0-0-0	1	-1	2	0	0	0	0
3/3 - at Ohio State	0-0-0	0	-2	0	0	0	0	1
<b>TOTAL</b>	<b>6-3-9</b>	<b>65</b>	<b>-10</b>	<b>14</b>	<b>2</b>	<b>0</b>	<b>0</b>	<b>22</b>

### 2018-19 GAME-BY-GAME

Date - Opp	G-A-P	Sh	+/-	PIM	PP	Sh	GW	BLK
10/12 - Northern Michigan	0-1-1	3	+1	0	0	0	0	0
10/13 - Northern Michigan	1-0-1	1	-1	1	1	0	0	1
10/26 - at Cornell	1-0-1	2	+1	0	0	1	0	0
10/27 - at Cornell	0-1-1	2	+1	0	0	0	0	2
11/2 - Ferris State	0-0-0	0	-1	0	0	0	0	1
11/3 - at Ferris State	0-1-1	0	-1	0	0	0	0	1
11/9 - at Arizona State	0-0-0	1	-1	0	0	0	0	0
11/10 - at Arizona State	0-0-0	0	-1	2	0	0	0	0
11/16 - Notre Dame	0-0-0	1	-3	0	0	0	0	1
11/17 - Notre Dame	0-0-0	1	E	0	0	0	0	0
11/23 - at Minnesota	0-0-0	2	-1	0	0	0	0	1
11/24 - at Minnesota	0-0-0	1	E	0	0	0	0	0
11/30 - Michigan	0-0-0	0	-2	0	0	0	0	0
12/1 - at Michigan	0-0-0	0	E	0	0	0	0	1
12/7 - at Wisconsin	0-0-0	1	-1	2	0	0	0	0
12/8 - at Wisconsin	0-0-0	0	-1	2	0	0	0	1
12/30 - vs Lake Superior St.	0-0-0	2	+1	0	0	0	0	1
12/31 - vs Michigan	0-1-1	1	E	0	0	0	0	2
1/4 - Ohio State	0-0-0	1	-1	0	0	0	0	0
1/5 - Ohio State	0-0-0	1	-2	0	0	0	0	0
1/11 - at Penn State	0-0-0	2	E	0	0	0	0	0
1/12 - at Penn State	0-1-1	1	+2	0	0	0	0	0
1/19 - Minnesota	0-0-0	1	-1	2	0	0	0	0
1/20 - Minnesota	1-0-1	3	-1	0	0	0	0	1
1/25 - at Notre Dame	0-0-0	1	-3	0	0	0	0	1
1/26 - at Notre Dame	0-0-0	3	E	0	0	0	0	1
2/1 - Wisconsin	0-0-0	0	E	0	0	0	0	3
2/2 - Wisconsin	0-0-0	4	E	2	0	0	0	2
2/8 - at Michigan	1-0-1	1	+2	0	0	0	0	0
2/9 - vs Michigan	0-0-0	1	-4	0	0	0	0	0
2/15 - Penn State	0-1-1	3	E	0	0	0	0	2
2/16 - Penn State	0-0-0	0	-1	0	0	0	0	1
3/1 - at Ohio State	0-0-0	0	-2	0	0	0	0	0
3/2 - at Ohio State	0-0-0	0	E	0	0	0	0	1
3/8 - at Notre Dame	0-0-0	0	E	2	0	0	0	0
3/9 - at Notre Dame	0-0-0	0	E	0	0	0	0	0
<b>TOTAL</b>	<b>4-6-10</b>	<b>40</b>	<b>-20</b>	<b>12</b>	<b>1</b>	<b>1</b>	<b>0</b>	<b>24</b>



## SALIBA'S SUPERLATIVES

Most Goals, Game: ..... 2, four times (MR: 1/6/18 vs. Ohio State)  
 Most Assists, Game: ..... 2, twice (MR: 1/21/17 at Michigan)  
 Most Points, Game: ..... 2, six times (MR: 1/6/18 vs. Ohio State; 2-0-2)  
 Longest Goal-Scoring Streak: ... 2 games, twice (MR: 10/13-26/18; 2-0-2)  
 Longest Assist Streak: ..... N/A  
 Longest Point Scoring Streak: ..... 4 games, twice (10/12 - 27/18; 2-2-4)  
 Blocked Shots: ..... 3, three times (MR: 2/1/19 vs. Wisconsin)  
 Multiple-Point Games, Season ..... 4 (2016-17)  
 Career Multi-Point Games: ..... 4

## 4 ANTHONY SCARSELLA

## 2016-17 GAME-BY-GAME

Date - Opp	G-A-P	Sh	+/-	PIM	PP	Sh	GW	BLK
10/14 - at Lake Superior St.	0-0-0	0	E	0	0	0	0	1
10/15 - at Lake Superior St.	0-0-0	1	-2	2	0	0	0	0
11/4 - Michigan Tech	0-0-0	0	+1	0	0	0	0	0
11/5 - Michigan Tech	0-0-0	1	E	2	0	0	0	0
12/10 - Minnesota	0-0-0	0	E	0	0	0	0	0
1/6 - at Wisconsin	0-0-0	0	-2	2	0	0	0	0
3/10 - at Minnesota	0-0-0	1	-1	0	0	0	0	2
3/11 - at Minnesota	0-0-0	1	+1	0	0	0	0	0
3/16 - vs Ohio State	0-0-0	1	-1	0	0	0	0	1
<b>TOTAL</b>	<b>0-0-0</b>	<b>5</b>	<b>-4</b>	<b>6</b>	<b>0</b>	<b>0</b>	<b>0</b>	<b>4</b>

## 2017-18 GAME-BY-GAME

Date - Opp	G-A-P	Sh	+/-	PIM	PP	Sh	GW	BLK
10/13 - at Bowling Green	0-0-0	1	E	0	0	0	0	0
10/20 - Western Mich.	1-0-1	1	+1	0	0	0	0	1
10/21 - at Western Mich.	0-0-0	0	-1	0	0	0	0	2
10/27 - Lake Superior St.	0-0-0	3	E	0	0	0	0	0
11/3 - at Minnesota	0-0-0	1	E	0	0	0	0	0
11/4 - at Minnesota	0-0-0	0	-2	0	0	0	0	0
11/11 - Wisconsin	0-0-0	0	E	0	0	0	0	1
12/1 - Notre Dame	0-0-0	0	E	0	0	0	0	2
2/17 - Penn State	0-0-0	1	E	0	0	0	0	0
<b>TOTAL</b>	<b>1-0-1</b>	<b>7</b>	<b>-2</b>	<b>0</b>	<b>0</b>	<b>0</b>	<b>0</b>	<b>6</b>

## SCARSELLA'S SUPERLATIVES

Most Goals, Game: ..... 1 (10/20/17 vs. Western Michigan)  
 Most Assists, Game: ..... N/A  
 Most Points, Game: ..... 1 (10/20/17 vs. Western Michigan; 1-0-1)  
 Longest Goal-Scoring Streak: ..... N/A  
 Longest Assist Streak: ..... N/A  
 Longest Point Scoring Streak: ..... N/A  
 Blocked Shots: ..... 2, three times (MR: 12/1/17 vs. Notre Dame)  
 Multiple-Point Games, Season ..... N/A  
 Career Multi-Point Games: ..... N/A

## 21 JAKE SMITH

## 2017-18 GAME-BY-GAME

Date - Opp	G-A-P	Sh	+/-	PIM	PP	Sh	GW	BLK
10/13 - at Bowling Green	0-0-0	1	-1	0	0	0	0	0
10/14 - Bowling Green	0-0-0	1	E	0	0	0	0	0
10/21 - at Western Mich.	0-0-0	0	E	0	0	0	0	0
10/27 - Lake Superior St.	1-0-1	3	+1	2	0	0	0	0
10/28 - Lake Superior St.	1-0-1	4	+1	0	0	0	0	0
11/3 - at Minnesota	0-0-0	0	E	0	0	0	0	0
11/10 - Wisconsin	0-0-0	0	E	0	0	0	0	0
11/11 - Wisconsin	0-0-0	0	E	2	0	0	0	0
11/17 - Ferris State	0-0-0	0	E	0	0	0	0	0
11/24 - at Penn State	0-0-0	1	E	0	0	0	0	2
11/25 - at Penn State	0-0-0	0	E	0	0	0	0	0
12/1 - Notre Dame	0-0-0	1	E	0	0	0	0	0
12/2 - Notre Dame	0-0-0	0	E	0	0	0	0	0
12/7 - at Michigan	0-0-0	0	-1	0	0	0	0	0
12/8 - Michigan	0-0-0	1	E	0	0	0	0	0
1/1 - vs Michigan Tech	0-0-0	0	-1	0	0	0	0	1
1/2 - vs Michigan	0-0-0	0	-1	2	0	0	0	1
1/5 - Ohio State	0-0-0	1	E	0	0	0	0	0
1/6 - Ohio State	0-0-0	0	-2	0	0	0	0	0
1/12 - at Wisconsin	0-0-0	0	E	0	0	0	0	0
1/13 - at Wisconsin	0-0-0	1	E	2	0	0	0	1
1/18 - Minnesota	0-0-0	0	E	2	0	0	0	0
1/20 - vs Minnesota	0-1-1	2	+1	0	0	0	0	0
2/2 - at Ohio State	0-0-0	0	E	0	0	0	0	0
2/3 - at Ohio State	0-1-1	0	+1	2	0	0	0	0
2/9 - Michigan	0-0-0	0	E	0	0	0	0	0
2/17 - Penn State	0-0-0	0	+1	0	0	0	0	0
2/23 - at Notre Dame	0-1-1	2	+1	0	0	0	0	0
2/24 - at Notre Dame	0-0-0	2	-1	2	0	0	0	0
3/2 - at Ohio State	0-0-0	0	-2	0	0	0	0	0
3/3 - at Ohio State	0-0-0	0	E	0	0	0	0	0
<b>TOTAL</b>	<b>2-3-5</b>	<b>20</b>	<b>-3</b>	<b>14</b>	<b>0</b>	<b>0</b>	<b>0</b>	<b>5</b>

## 2018-19 GAME-BY-GAME

Date - Opp	G-A-P	Sh	+/-	PIM	PP	Sh	GW	BLK
10/27 - at Cornell	0-0-0	1	E	0	0	0	0	0
11/3 - at Ferris State	0-1-1	0	-1	0	0	0	0	0
11/9 - at Arizona State	0-0-0	0	+1	0	0	0	0	0
11/10 - at Arizona State	0-0-0	0	E	0	0	0	0	0
11/24 - at Minnesota	0-0-0	0	E	0	0	0	0	0
12/1 - at Michigan	0-0-0	0	E	0	0	0	0	1
12/8 - at Wisconsin	0-0-0	0	E	0	0	0	0	1
2/15 - Penn State	0-0-0	0	+1	0	0	0	0	0
2/16 - Penn State	0-0-0	0	E	0	0	0	0	0
3/1 - at Ohio State	0-0-0	1	-1	0	0	0	0	0
3/8 - at Notre Dame	0-0-0	1	E	0	0	0	0	0
3/9 - at Notre Dame	0-0-0	0	-1	0	0	0	0	0
<b>TOTAL</b>	<b>0-1-1</b>	<b>3</b>	<b>-1</b>	<b>0</b>	<b>0</b>	<b>0</b>	<b>0</b>	<b>2</b>

## SMITH'S SUPERLATIVES

Most Goals, Game: ..... 1, twice (MR: 10/28/17 vs. Lake Superior State)  
 Most Assists, Game: ..... 1, four times (MR: 11/3/18 at Ferris State)  
 Most Points, Game: ..... 1, six times (MR: 11/3/18 at Ferris State)  
 Longest Goal-Scoring Streak: ..... 2 games (10/27-28/17; 2-0-2)  
 Longest Assist Streak: ..... N/A  
 Longest Point Scoring Streak: ..... 2 games (10/27-28/17; 2-0-2)  
 Blocked Shots: ..... 2 (11/24/17 at Penn State)  
 Multiple-Point Games, Season ..... N/A  
 Career Multi-Point Games: ..... N/A





## 18 WOJCIECH STACHOWIAK

### 2018-19 GAME-BY-GAME

Date - Opp	G-A-P	Sh	+/-	PIM	PP	Sh	GW	BLK
10/12 - Northern Michigan	0-0-0	2	+1	0	0	0	0	0
10/13 - Northern Michigan	0-0-0	1	-1	0	0	0	0	0
10/26 - at Cornell	0-0-0	4	E	0	0	0	0	0
10/27 - at Cornell	0-0-0	0	+1	0	0	0	0	0
11/2 - Ferris State	0-0-0	0	E	0	0	0	0	0
11/9 - at Arizona State	0-0-0	0	-1	0	0	0	0	0
11/10 - at Arizona State	0-0-0	0	-1	0	0	0	0	0
11/16 - Notre Dame	0-0-0	2	E	0	0	0	0	0
11/17 - Notre Dame	0-0-0	1	E	0	0	0	0	0
11/23 - at Minnesota	0-0-0	0	-1	0	0	0	0	0
11/30 - Michigan	0-0-0	1	E	0	0	0	0	1
12/1 - at Michigan	0-0-0	2	E	0	0	0	0	0
12/7 - at Wisconsin	0-0-0	3	-1	0	0	0	0	0
12/30 - vs Lake Superior St.	2-0-2	4	+1	0	0	0	0	1
12/31 - vs Michigan	1-0-1	2	E	0	1	0	0	0
1/4 - Ohio State	0-0-0	1	-1	0	0	0	0	0
1/5 - Ohio State	0-0-0	1	-2	2	0	0	0	0
1/11 - at Penn State	0-0-0	2	E	0	0	0	0	1
1/12 - at Penn State	0-0-0	0	-1	0	0	0	0	0
1/19 - Minnesota	0-0-0	3	E	0	0	0	0	0
1/20 - Minnesota	0-0-0	0	+1	0	0	0	0	0
1/25 - at Notre Dame	0-0-0	2	-2	0	0	0	0	0
1/26 - at Notre Dame	0-0-0	1	E	0	0	0	0	0
2/1 - Wisconsin	0-0-0	0	E	0	0	0	0	0
2/8 - at Michigan	1-0-1	1	-1	2	0	0	0	0
2/9 - vs Michigan	0-0-0	1	-2	0	0	0	0	0
3/2 - at Ohio State	0-0-0	0	E	0	0	0	0	0
<b>TOTAL</b>	<b>4-0-4</b>	<b>34</b>	<b>-10</b>	<b>4</b>	<b>1</b>	<b>0</b>	<b>0</b>	<b>3</b>

### STACHOWIAK'S SUPERLATIVES

Most Goals, Game: ..... 2 (12/30/18 vs. Lake Superior State)  
 Most Assists, Game: ..... N/A  
 Most Points, Game: ..... 2 (12/30/18 vs. Lake Superior State; 2-0-2)  
 Longest Goal-Scoring Streak: ..... 2 games (12/30-31/18; 3-0-3)  
 Longest Assist Streak: ..... N/A  
 Longest Point Scoring Streak: ..... 2 games (12/30-31/18; 3-0-3)  
 Blocked Shots: ..... 1, three times (MR: 1/11/19 at Penn State)  
 Multiple-Point Games, Season: ..... 1 (2018-19)  
 Career Multi-Point Games: ..... 1

## 16 BRODY STEVENS

### 2017-18 GAME-BY-GAME

Date - Opp	G-A-P	Sh	+/-	PIM	PP	Sh	GW	BLK
10/20 - Western Mich.	0-0-0	0	E	0	0	0	0	1
11/10 - Wisconsin	0-0-0	1	E	0	0	0	0	0
11/11 - Wisconsin	0-0-0	0	E	2	0	0	0	0
11/18 - at Ferris State	0-0-0	0	E	0	0	0	0	1
11/25 - at Penn State	0-0-0	1	E	0	0	0	0	0
12/1 - Notre Dame	0-0-0	0	E	0	0	0	0	0
12/2 - Notre Dame	0-0-0	0	E	0	0	0	0	0
12/7 - at Michigan	0-0-0	0	-1	2	0	0	0	1
1/1 - vs Michigan Tech	0-0-0	1	-1	0	0	0	0	0
1/2 - vs Michigan	0-0-0	1	-1	2	0	0	0	1
1/5 - Ohio State	0-0-0	1	E	0	0	0	0	1
1/6 - Ohio State	0-1-1	3	+1	0	0	0	0	1
1/12 - at Wisconsin	0-0-0	2	E	0	0	0	0	1
1/13 - at Wisconsin	0-0-0	0	E	2	0	0	0	2
1/18 - Minnesota	0-0-0	0	E	0	0	0	0	0
2/10 - vs Michigan	0-0-0	1	E	0	0	0	0	1

2/16 - Penn State	1-0-1	2	+1	0	0	0	0	1
2/17 - Penn State	1-0-1	1	+1	2	0	0	0	0
2/23 - at Notre Dame	0-0-0	0	+1	0	0	0	0	0
2/24 - at Notre Dame	0-0-0	0	E	0	0	0	0	0
3/2 - at Ohio State	0-1-1	1	+1	2	0	0	0	2
3/3 - at Ohio State	0-0-0	0	E	0	0	0	0	0
<b>TOTAL</b>	<b>2-2-4</b>	<b>15</b>	<b>+2</b>	<b>12</b>	<b>0</b>	<b>0</b>	<b>0</b>	<b>13</b>

### 2018-19 GAME-BY-GAME

Date - Opp	G-A-P	Sh	+/-	PIM	PP	Sh	GW	BLK
10/12 - Northern Michigan	0-0-0	1	E	0	0	0	0	0
10/13 - Northern Michigan	0-0-0	1	E	0	0	0	0	0
10/26 - at Cornell	1-0-1	1	E	0	0	0	0	0
10/27 - at Cornell	0-0-0	1	E	4	0	0	0	1
11/2 - Ferris State	0-0-0	2	-1	2	0	0	0	0
11/9 - at Arizona State	1-0-1	1	2	0	0	0	0	0
11/10 - at Arizona State	0-0-0	1	E	4	0	0	0	0
11/16 - Notre Dame	0-0-0	0	E	0	0	0	0	1
11/17 - Notre Dame	0-0-0	0	E	0	0	0	0	0
11/23 - at Minnesota	0-0-0	3	-1	0	0	0	0	0
11/24 - at Minnesota	1-1-2	1	+2	0	0	0	1	1
11/30 - Michigan	1-0-1	3	+1	4	0	0	0	0
12/1 - at Michigan	0-0-0	0	E	2	0	0	0	0
12/7 - at Wisconsin	0-0-0	0	-2	0	0	0	0	0
12/30 - vs Lake Superior St.	0-0-0	2	-1	0	0	0	0	0
12/31 - vs Michigan	0-0-0	1	E	0	0	0	0	0
1/4 - Ohio State	0-0-0	0	E	0	0	0	0	1
1/11 - at Penn State	0-0-0	1	-2	0	0	0	0	0
1/12 - at Penn State	0-0-0	0	E	0	0	0	0	0
1/19 - Minnesota	0-0-0	0	-1	0	0	0	0	1
1/20 - Minnesota	0-0-0	0	-1	2	0	0	0	0
1/25 - at Notre Dame	0-0-0	1	E	0	0	0	0	0
1/26 - at Notre Dame	0-0-0	1	E	0	0	0	0	0
2/1 - Wisconsin	0-0-0	2	E	0	0	0	0	0
2/2 - Wisconsin	0-0-0	0	E	0	0	0	0	0
2/8 - at Michigan	0-0-0	2	E	0	0	0	0	0
2/9 - vs Michigan	0-0-0	0	E	0	0	0	0	0
2/15 - Penn State	0-0-0	2	+1	0	0	0	0	3
2/16 - Penn State	0-0-0	1	E	0	0	0	0	0
3/1 - at Ohio State	0-0-0	3	+1	0	0	0	0	1
3/2 - at Ohio State	1-0-1	4	+1	0	0	0	1	0
3/8 - at Notre Dame	0-0-0	0	E	0	0	0	0	1
3/9 - at Notre Dame	0-0-0	1	E	0	0	0	0	0
<b>TOTAL</b>	<b>5-1-6</b>	<b>36</b>	<b>-2</b>	<b>22</b>	<b>0</b>	<b>0</b>	<b>2</b>	<b>11</b>

### STEVENS' SUPERLATIVES

Most Goals, Game: ..... 1, seven times (MR: 3/2/19 at Ohio State)  
 Most Assists, Game: ..... 1, three times (MR: 11/24/18 at Minnesota)  
 Most Points, Game: ..... 2 (11/24/18 at Minnesota; 1-1-2)  
 Longest Goal-Scoring Streak: ..... 2 games, twice (MR: 11/24-30/18; 2-1-3)  
 Longest Assist Streak: ..... N/A  
 Longest Point Scoring Streak: ..... 2 games, twice (MR: 11/24-30/18; 2-1-3)  
 Blocked Shots: ..... 3 (2/15/19 vs. Penn State)  
 Multiple-Point Games, Season: ..... 1 (2018-19)  
 Career Multi-Point Games: ..... 1



A black and white photograph of two Michigan State hockey players on the ice. The player on the right is wearing jersey number 71 and is in a ready stance, holding a hockey stick. The player on the left is wearing jersey number 2 and has "OSBURN" on his back. They are both wearing helmets and gloves. In the background, a person is visible behind the glass of the rink. The "Michigan State" logo is in the top right corner.

*Michigan  
State*

**2018/19**

**IN REVIEW**

## 2018-19 RESULTS

Gm.	Date	Opponent	Result	MSU Goals	MSU/OPP Shots	MSU/OPP PP	MSU/OPP Penalties	MSU Goaltender (Svs.)	Att.
1	Oct. 12	Northern Michigan	W, 4-2	2, 13, 9, 17	45/23	1-4/0-4	5-10/5-10	Lethemon (21)	5,268
2	Oct. 13	Northern Michigan	L, 3-4	10, 17, 55	29/27	2-5/2-6	6-12/5-10	DeRidder (23)	5,718
3	Oct. 26	at #8 Cornell	W, 5-2	10, 22, <b>17</b> , 16, 23	22/34	1-3/0-5	8-16/6-12	Lethemon (32)	3,840
4	Oct. 27	at #8 Cornell	W, 4-3	55, 71, 9, <b>17</b>	27/39	1-3/2-8	12-24/7-14	Lethemon (36)	3,855
5	Nov. 2	Ferris State	W, 5-3	2, 9, <b>55</b> (3)	30/28	3-6/0-3	5-10/8-16	Lethemon (25)	5,299
6	Nov. 3	at Ferris State	L, 1-4	71	28/34	1-5/0-4	7-14/8-16	DeRidder (30)	2,490
7	Nov. 9	at Arizona State	L, 4-5	57, 16, 17, 19	21/26	0-3/1-3	3-6/3-6	Lethemon (17)	923
8	Nov. 10	at Arizona State	L, 0-2	-	20/31	0-5/1-6	7-14/8-27	Lethemon (29)	924
9	Nov. 16	#8 Notre Dame	L, 1-3	55	28/21	0-3/0-4	4-8/3-6	DeRidder (18)	5,244
10	Nov. 17	#8 Notre Dame	L, 1-2	55	29/22	0-4/1-2	2-4/4-8	Lethemon (20)	4,867
11	Nov. 23	at Minnesota	L, 2-7	9, 55	24/29	0-3/1-4	5-10/4-8	DeRidder (6)/Lethemon (16)	8,774
12	Nov. 24	at Minnesota	W, 4-2	17, 55, <b>16</b> , 11	22/30	0-4/2-4	4-8/4-8	DeRidder (28)	8,353
13	Nov. 30	#14 Michigan	W, 4-3	16, 12, <b>23</b> , 9	29/46	1-4/1-5	6-12/5-10	DeRidder (43)	6,406
14	Dec. 1	at #14 Michigan	T, 1-1 (OT)	17	18/36	1-5/1-5	6-12/6-12	DeRidder (35)	5,800
15	Dec. 7	at Wisconsin	L, 3-5	55 (2), 57	17/34	0-2/1-2	3-6/3-6	DeRidder (29)	7,953
16	Dec. 8	at Wisconsin	L, 0-3	-	21/43	0-3/1-5	7-14/5-10	Lethemon (40)	10,215
17	Dec. 30	vs. Lake Superior State [1]	L, 3-4 (OT)	18 (2), 22	32/30	0-3/1-3	4-8/4-8	Lethemon (26)	18,339
18	Dec. 31	vs. Michigan [1]	T, 2-2 (OT)	18, 55	26/47	2-6/1-3	10-55/12-48	DeRidder (45)	7,424
19	Jan. 4	#7 Ohio State	T, 7-7 (OT)	17 (2), 9, 23, 71, 2, 22	36/39	2-3/1-3	3-6/3-6	DeRidder (32)	5,585
20	Jan. 5	#7 Ohio State	L, 0-6	-	29/44	0-1/3-5	5-21/1-2	Lethemon (38)	4,923
21	Jan. 11	at #11 Penn State	L, 2-4	55, 17	27/39	1-5/1-5	5-10/5-10	DeRidder (35)	6,096
22	Jan. 12	at #11 Penn State	W, 6-4	71, 11, 17, 13 (2), <b>9</b>	37/44	1-1/2-3	4-8/3-6	Lethemon (40)	6,199
23	Jan. 19	Minnesota	W, 5-3	9 (2), 55, <b>23</b> , 57	42/38	3-4/1-6	6-12/4-8	Lethemon (35)	5,784
24	Jan. 20	Minnesota	W, 5-3	<b>9</b> (2), 10, 8, 14	34/39	0-2/1-3	3-6/2-4	Lethemon (36)	5,631
25	Jan. 25	at #11 Notre Dame	L, 3-6	23 (2), 17	52/31	1-4/3-4	5-10/5-10	Lethemon (25)	4,462
26	Jan. 26	at #11 Notre Dame	T, 1-1 (OT)	17	30/35	0-3/0-4	5-10/4-8	DeRidder (34)	4,876
27	Feb. 1	Wisconsin	W, 4-1	<b>55</b> (2), 9, 17	32/28	1-4/0-3	4-8/5-10	DeRidder (27)	5,313
28	Feb. 2	Wisconsin	T, 2-2 (OT)	17, 9	31/54	1-4/0-4	6-12/6-12	DeRidder (52)	5,289
29	Feb. 8	at Michigan	L, 3-5	10, 24, 18	23/36	0-3/0-5	6-12/4-8	DeRidder (31)	5,800
30	Feb. 9	vs. Michigan [1]	L, 2-5	9 (2)	23/30	1-3/1-3	5-10/5-10	DeRidder (25)	15,185
31	Feb. 15	#17 Penn State	W, 5-3	55, 24, 12, <b>14</b> , 13	26/47	1-2/2-4	4-8/2-4	Lethemon (42)	5,185
32	Feb. 16	#17 Penn State	L, 3-5	14, 23, 57	30/47	2-3/1-3	4-8/4-8	Lethemon (44)	5,941
33	Mar. 1	at #7 Ohio State	L, 1-5	11	22/32	0-2/0-4	4-8/2-4	DeRidder (27)	6,270
34	Mar. 2	at #7 Ohio State	W, 3-2	55, 9, <b>16</b>	25/34	1-4/1-4	5-10/5-10	Lethemon (32)	9,322
35	Mar. 8	at #16 Notre Dame	L, 0-1	-	27/24	0-1/1-4	4-8/2-15	Lethemon (23)	4,177
36	Mar. 9	at #16 Notre Dame	L, 0-2	-	28/23	0-2/0-4	4-8/2-4	Lethemon (21)	4,442

[1] - Little Caesars Arena, Detroit

Game-winning goals in bold italics

Rankings USCHO.com

## 2018-19 HONOR ROLL

## Dennis Cesana

- Big Ten All-Freshman Team
- GLI All-Tournament Team

## Drew DeRidder

- Big Ten All-Freshman Team
- Big Ten Second Star of the Week (Dec. 4)

## Gianluca Esteves

- Academic All-Big Ten

## Butrus Ghafari

- Academic All-Big Ten

## Taro Hirose

- First Team All-American
- Hobey Baker Award Finalist
- Big Ten Scorer of the Year
- Big Ten Scoring Champion
- First Team All-Big Ten
- Academic All-Big Ten
- All-College Hockey News First Team
- NCAA First Star of the Week (Oct. 30)
- Big Ten First Star of the Week (Oct. 30)
- Big Ten Second Star of the Week (Nov. 27, Feb. 5)
- Big Ten Third Star of the Week (Jan. 15)

## Austin Kamer

- Academic All-Big Ten
- Big Ten Distinguished Scholar
- AHCA All-American Scholar

## Patrick Khodorenko

- Second Team All-Big Ten
- Academic All-Big Ten
- Big Ten First Star of the Week (Nov. 6)

## Logan Lambdin

- Academic All-Big Ten

## John Lethemon

- Academic All-Big Ten

## Mitchell Lewandowski

- Honorable Mention All-Big Ten
- Big Ten Second Star of the Week (Jan. 22)

## Tommy Miller

- Academic All-Big Ten

## Zach Osburn

- Honorable Mention All-Big Ten

## Jared Rosburg

- Academic All-Big Ten

## Sam Saliba

- Academic All-Big Ten

## Brennan Sanford

- Academic All-Big Ten
- Big Ten Sportsmanship Award

## Anthony Scarsella

- Academic All-Big Ten

## Jake Smith

- Academic All-Big Ten

## Spencer Wright

- Academic All-Big Ten



## 2018-19 INDIVIDUAL STATISTICS

No.	Name	OVERALL										CONFERENCE									
		GP	G	A	Pts	SOG	+/-	Pen-Min	PP	SH	GW	GP	G	A	Pts	SOG	+/-	Pen-Min	PP	SH	GW
17	Hirose, Taro	36	15	35	50	115	+14	6-12	3	0	2	24	10	24	34	85	+8	3-6	3	0	0
55	Khodorenko, Patrick	36	18	19	37	117	+6	15-30	9	0	2	24	12	17	29	85	+2	7-14	3	0	1
9	Lewandowski, Mitch	36	16	18	34	107	+5	13-26	5	0	4	24	13	12	25	69	+4	12-24	5	0	3
22	Cesana, Denis	36	3	21	24	59	-1	7-14	0	0	0	24	1	14	15	45	-3	5-10	0	0	0
23	Milan, Cody	36	7	13	20	77	-9	9-18	6	0	1	24	6	8	14	52	-4	6-12	5	0	1
57	Rosburg, Jerad	36	4	12	16	89	+1	11-33	1	0	0	24	3	9	12	55	-3	4-8	1	0	0
2	Osborn, Zach	36	3	11	14	91	-2	14-28	1	0	0	24	1	7	8	58	-1	8-16	0	0	0
71	Lambdin, Logan	36	4	8	12	51	-7	8-27	1	0	0	24	2	6	8	28	-5	5-21	0	0	0
10	Saliba, Sam	36	4	6	10	40	-20	6-12	1	1	0	24	2	2	4	28	-19	4-8	0	0	0
13	Sanford, Brennan	36	4	5	9	45	-3	17-42	0	0	0	24	3	4	7	33	+2	11-22	0	0	0
16	Stevens, Brody	33	5	1	6	36	-2	11-22	0	0	2	22	3	1	4	24	-1	5-10	0	0	2
11	Apap, Tommy	36	3	3	6	45	E	13-42	0	0	0	24	3	2	5	31	+1	6-12	0	0	0
14	Goodsir, Adam	34	3	3	6	25	-4	10-20	0	0	1	23	3	3	6	16	+2	7-14	0	0	1
8	Krygier, Cole	26	1	4	5	14	-5	8-16	0	0	0	16	1	3	4	11	-5	5-10	0	0	0
18	Stachowiak, Wojciech	27	4	0	4	34	-10	2-4	1	0	0	18	1	0	1	21	-10	2-4	0	0	0
12	Miller, Tommy	36	2	2	4	17	-14	9-18	0	0	0	24	2	1	3	10	-5	5-10	0	0	0
24	Kamer, Austin	22	2	1	3	15	-4	2-4	0	0	0	19	2	1	3	13	-2	2-4	0	0	0
15	Krygier, Christian	33	0	2	2	11	-11	12-24	0	0	0	23	0	2	2	7	-5	7-14	0	0	0
19	Keefer, David	14	1	0	1	7	-5	1-2	0	0	0	9	0	0	0	2	-7	0-0	0	0	0
21	Smith, Jake	12	0	1	1	3	-1	0-0	0	0	0	6	0	0	0	1	E	0-0	0	0	0
7	Chrcck, Damian	6	0	0	0	3	-3	0-0	0	0	0	4	0	0	0	1	-3	0-0	0	0	0
27	Mattson, Mitchell	14	0	0	0	9	-8	1-2	0	0	0	10	0	0	0	7	-7	1-2	0	0	0
28	Esteves, Gianluca	3	0	0	0	0	-2	0-0	0	0	0	1	0	0	0	0	E	0-0	0	0	0
44	Ghafari, Butrus	28	0	0	0	12	-2	10-20	0	0	0	17	0	0	0	5	-3	4-8	0	0	0
TEAM		-	-	-	-	-	-	2-4	-	-	-	-	-	-	-	-	-	2-4	-	-	-
Total.....		36	99	166	265	1022	-87	187-420	28	1	12	24	68	117	185	687	-64	111-233	17	0	8
Opponents.....		36	122	202	324	1244	+78	165-376	34	2	19	24	88	149	237	878	+59	94-188	25	0	12

No.	Name	OVERALL										CONFERENCE									
		GP	Minutes	GA	EN	Avg	Saves	Pct	W	L	T	GP	Minutes	GA	EN	Avg	Saves	Pct	W	L	T
1	DeRidder, Drew	17	1002:43	54	0	3.23	520	.906	3	8	5	14	819:56	44	0	3.22	422	.906	3	6	4
31	Lethemon, John	20	1166:35	63	0	3.24	602	.905	9	11	0	11	631:17	39	0	3.71	368	.904	5	6	0
TM	Empty Net	21	18:47	5	5	-	-	-	-	-	-	11	8:47	5	5	-	-	-	-	-	-
Total		36	2188:05	127	5	3.35	1122	.902	12	19	5	24	1460:00	93	5	3.62	790	.900	8	12	4

OVERALL			
SHOTS ON GOAL	Shots	Avg/G	Pct
Michigan State	1022	28.40	.097
Opponents	1244	34.60	.098

POWER PLAYS			
Goals	Chances	Pct	
Michigan State	28	122	.230
Opponents	34	147	.231

GOALS BY PERIOD					
	1	2	3	OT	Total
Michigan State	25	35	39	0	99
Opponents	34	47	40	1	122

CONFERENCE			
SHOTS ON GOAL	Shots	Avg/G	Pct
Michigan State	687	28.60	.099
Opponents	878	36.60	.100

POWER PLAYS			
Goals	Chances	Pct	
Michigan State	17	76	.224
Opponents	25	94	.266

GOALS BY PERIOD					
	1	2	3	OT	Total
Michigan State	15	26	27	0	68
Opponents	24	35	29	0	88

## SHOOTOUT STATISTICS

Date	Opponent	Result	Rounds	MSU	SWG
Dec. 1	at Michigan	W	4		Sanford
Jan. 26	at Notre Dame	L	2	-	
Feb. 2	Wisconsin	L	1	-	

Player	Opp	G	Pct.
Hirose	3	0	0%
Lewandowski	2	0	0%
Khodorenko	1	0	0%
Sanford	1	1	100%

Player	Opp	GA	Saves	Pct.
DeRidder	6	2	4	67%

## THE SPARTANS WHEN...

Name	Scored	Had Assist
Apap.....	2-1-0.....	2-1-0
Goodsir.....	2-1-0.....	1-1-1
Hirose.....	7-3-4.....	11-8-2
Kamer.....	1-1-0.....	1-0-0
Keefer.....	0-1-0.....	0-0-0
Khodorenko.....	7-6-1.....	7-5-2
Co. Krygier.....	1-0-0.....	2-1-1
Ch. Krygier.....	0-0-0.....	2-0-0
Lambdin.....	2-1-1.....	3-3-0
Lewandowski.....	9-2-2.....	7-6-3
Milan.....	3-2-1.....	5-2-2
Miller.....	2-0-0.....	2-0-0
Osborn.....	2-0-1.....	3-4-2
Rosburg.....	1-3-0.....	6-4-1
Saliba.....	2-2-0.....	4-1-1
Sanford.....	3-0-0.....	4-1-0
Smith.....	0-0-0.....	0-1-0
Stachowiak.....	0-2-1.....	0-0-0
Stevens.....	4-1-0.....	1-0-0



## 2018-19 STATISTICS

FACEOFFS	GP	W	L	Pct
16 Stevens, Brody	33	1	0	1.000
18 Stachowiak, Wojciech	27	3	2	.600
11 Apap, Tommy	36	391	295	.570
10 Saliba, Sam	36	340	268	.559
13 Sanford, Brennan	36	11	9	.550
71 Lambdin, Logan	36	11	9	.550
17 Hirose, Taro	36	7	6	.538
21 Smith, Jake	12	1	1	.500
9 Lewandowski, Mitch	36	4	4	.500
55 Khodorenko, Patrick	36	339	396	.461
14 Goodsir, Adam	34	67	89	.429
28 Esteves, Gianluca	3	6	10	.375
27 Mattson, Mitchell	14	2	4	.333
24 Kamer, Austin	22	1	5	.167
23 Milan, Cody	36	1	7	.125
19 Keefer, David	14	0	1	.000

POWER PLAY	GP	G	A	Pts	Shots	Pct
55 Khodorenko, Patrick	36	9	8	17	27	.333
17 Hirose, Taro	36	3	13	16	23	.130
23 Milan, Cody	36	6	7	13	38	.158
9 Lewandowski, Mitch	36	5	6	11	33	.152
22 Cesana, Dennis	36	0	9	9	15	.000
10 Saliba, Sam	36	1	3	4	8	.125
71 Lambdin, Logan	36	1	2	3	10	.100
57 Rosburg, Jerad	36	1	2	3	10	.100
2 Osburn, Zach	36	1	2	3	18	.056
18 Stachowiak, Wojciech	27	1	0	1	5	.200
21 Smith, Jake	12	0	1	1	0	.000
24 Kamer, Austin	22	0	0	0	1	.000

PENALTY KILL	GP	G	A	Pts	Shots	Pct
10 Saliba, Sam	36	1	0	1	2	.500
17 Hirose, Taro	36	0	0	0	5	.000
22 Cesana, Dennis	36	0	0	0	1	.000
57 Rosburg, Jerad	36	0	0	0	6	.000
2 Osburn, Zach	36	0	0	0	1	.000
24 Kamer, Austin	22	0	0	0	1	.000
14 Goodsir, Adam	34	0	0	0	1	.000
13 Sanford, Brennan	36	0	0	0	4	.000
11 Apap, Tommy	36	0	0	0	6	.000

## SCORING BY CLASS

Freshmen	GP	G	A	P
8 Co. Krygier	26	1	4	5
14 Goodsir	34	3	3	6
15 Ch. Krygier	33	0	2	2
18 Stachowiak	27	4	0	4
22 Cesana	36	3	21	24
27 Mattson	14	0	0	0
TOTALS	170	11	30	41

Sophomores	GP	G	A	P
9 Lewandowski	36	16	18	34
11 Apap	36	3	3	6
12 Miller	36	2	2	4
16 Stevens	33	5	1	6
19 Keefer	14	1	0	1
21 Smith	12	0	1	1
24 Kamer	22	2	1	3
28 Esteves	3	0	0	0
TOTALS	192	29	44	55

Juniors	GP	G	A	P
7 Chrcck	6	0	0	0
10 Saliba	36	4	6	10
17 Hirose	36	15	35	50
44 Ghafari	28	0	0	0
55 Khodorenko	36	18	19	37
57 Rosburg	36	4	12	16
71 Lambdin	36	4	8	12
TOTALS	214	45	80	125

Seniors	GP	G	A	P
2 Osburn	36	3	11	14
13 Sanford	36	4	5	9
23 Milan	36	7	13	20
TOTALS	108	14	29	43

## Percentage of Team's Points

Freshmen	16%
Sophomores	21%
Juniors	47%
Seniors	16%

## LONGEST STREAKS OF 2018-19

## GOALS

Hirose	4 games (3-5-9)*, Oct. 12-27
Khodorenko	4 games (4-1-5)*, Nov. 16-24

## ASSISTS

Lewandowski	5 games (3-6-9)*, Oct. 12 - Nov. 2
-------------	------------------------------------

## POINTS

Hirose	9 games (6-10-16)*, Jan. 11 - Feb. 8
--------	--------------------------------------

\* career long



## 2018-19 STATISTICS

## SITUATIONAL RECORDS

Overall .....	12-19-5
Big Ten .....	8-12-4-2
Home .....	7-5-2
Road .....	5-12-2
Neutral .....	0-2-1
Shootouts.....	1-2
Game 1 of a Big Ten weekend series .....	4-7-1
Game 2 of a Big Ten weekend series .....	4-5-3
Big Ten home games .....	5-4-2
Big Ten road games .....	3-7-2
Big Ten neutral site games .....	0-1-0
In Game 2 when winning game 1 .....	2-3-2
In Game 2 when winning a Game 1 shootout.....	0-0-0
In Game 2 when losing game 1 .....	3-5-1
In Game 2 when losing a Game 1 shootout .....	0-0-0
In televised games .....	3-5-1
Against Ranked Teams.....	6-9-3
Against Top-10 Teams .....	3-4-1
International ice (200x100) .....	1-1-0
NHL ice (200x85).....	11-13-4
Other .....	0-7-1
Scoring first.....	8-2-3
Opponent scores first.....	4-17-2
Leading after one period.....	6-1-1
Trailing after one period .....	1-11-3
Tied after one period .....	4-6-0
Leading after two periods .....	6-0-2
Trailing after two periods .....	0-16-2
Tied after two periods .....	6-3-1
Overtime games .....	0-1-4
Following a win .....	5-5-2
Following a loss .....	5-11-2
Following a tie .....	1-3-1
One-goal games .....	3-4
Two-goal games .....	7-8
Decided by three or more goals .....	2-7
When having more penalty minutes .....	7-8-2
Having fewer penalty minutes .....	2-4-0
Penalty minutes are even .....	3-7-3
Scoring 1 goal .....	0-4-2
Scoring 2 goals .....	0-3-2
Scoring 3 goals .....	1-6-0
Scoring 4+ goals .....	11-1-1
Allowing 0 goals .....	0-0
Allowing 1 goal .....	1-1-2
Allowing 2 goals .....	4-3-2
Allowing 3 goals .....	6-2-0
Allowing 4+ goals .....	1-13-1
Outshooting opponent.....	4-7-0
Outshot by opponent .....	8-11-5
Shots are equal .....	0-0-0
Fewer than 20 shots on goal .....	0-1-1
20-29 shots on goal .....	5-15-1
30 or more shots on goal .....	6-3-3
Allowing fewer than 20 shots on goal .....	0-0-0
Allowing 20-29 shots on goal .....	3-7-0
Allowing 30 or more shots on goal .....	9-12-5
Scoring a power play goal .....	10-6-4
Not scoring a power play goal .....	2-12-1
Allowing a power play goal .....	8-14-3
Not allowing a power play goal .....	4-5-2
Scoring shorthanded .....	1-0-0
Allowing a shorthanded goal .....	0-2-0
Winning more faceoffs .....	9-13-3
Winning fewer faceoffs .....	3-6-1
Faceoffs are even .....	0-0-1
Monday .....	0-0-1
Tuesday .....	---
Wednesday .....	---
Thursday .....	---
Friday .....	6-9-1
Saturday .....	5-9-3
Sunday .....	1-1-0
October .....	3-1-0
November .....	3-6-0
December .....	0-3-2
January .....	3-3-2
February .....	2-3-1
March .....	1-3-0

## 2018-19 TEAM HIGHS &amp; LOWS

## BY PERIOD

## MOST GOALS

**First:** MSU: 3, 2x, MR: at Penn State 1/12  
Opp.: 3, 2x, MR: Ohio State 1/7

**Second:** MSU: 3, 5x, MR: vs. Penn State 2/15  
Opp.: 3, 5x, MR: Michigan 2/8

**Third:** MSU: 5, vs. Ohio State 1/4  
Opp.: 3, 3x, MR: Ohio State 1/5

## MOST SHOTS

**First:** MSU: 13, vs. Cornell 10/27  
Opp.: 23, Michigan 12/31

**Second:** MSU: 19, vs. Notre Dame 1/25  
Opp.: 23, Wisconsin 2/2

**Third:** MSU: 20, vs. Notre Dame 1/25  
Opp.: 19, 3x, MR: Penn State 2/15

## FEWEST SHOTS

**First:** MSU: 4, 3x, MR: vs. Michigan 2/9  
Opp.: 3, Minnesota 11/24

**Second:** MSU: 4, 2x, MR: vs. Wisconsin 2/2  
Opp.: 6, Notre Dame 11/17

**Third:** MSU: 1, at Wisconsin 12/7  
Opp.: 6, Notre Dame 11/16

## BY GAME

## MOST...

POINTS	21	vs Ohio State (Jan. 4, 2019)
GOALS	7	vs Ohio State (Jan. 4, 2019)
ASSISTS	14	vs Ohio State (Jan. 4, 2019)
SHOTS ON GOAL	52	at Notre Dame (Jan. 25, 2019)
SAVES	52	vs Wisconsin (Feb. 2, 2019)
PENALTIES	12	at Cornell (Oct. 27, 2018)
PENALTY MINUTES	55	vs Michigan (Dec. 31, 2018)

## FEWEST...

POINTS	0	at Notre Dame (March 8, 2019)
GOALS	0	at Notre Dame (March 8, 2019)
ASSISTS	0	at Notre Dame (March 8, 2019)
SHOTS ON GOAL	17	at Wisconsin (Dec. 8, 2018)
SAVES	18	vs Notre Dame (Nov. 16, 2018)
PENALTIES	2	vs Notre Dame (Nov. 17, 2018)
PENALTY MINUTES	4	vs Notre Dame (Nov. 17, 2018)





2018-19 BIG TEN SEASON IN REVIEW

FINAL 2018-19 STANDINGS

	B1G Games					All Games						
	PTS	GP	W-L-T	SOW	PCT	GF	GA	GP	W-L-T	PCT	GF	GA
1. Ohio State	46	24	13-7-4	3	.625	79	52	36	20-11-5	.625	108	83
2. Notre Dame	37	24	11-11-2	2	.500	63	65	40	23-14-3	.612	112	91
3. Minnesota	36	24	11-10-3	0	.521	76	75	38	18-16-4	.526	118	108
4. Penn State	35	24	11-12-1	1	.479	101	96	39	22-15-2	.590	177	139
5. Wisconsin	34	24	9-10-5	2	.479	69	81	37	14-18-5	.446	113	130
Michigan	34	24	9-10-5	2	.479	76	75	36	13-16-7	.458	110	114
7. Michigan State	30	24	8-12-4	2	.417	68	68	36	12-19-5	.403	99	122

HONORS & AWARDS

COACH OF THE YEAR  
STEVE ROHLIK, OHIO STATE

PLAYER OF THE YEAR  
Taro Hirose, F, Michigan State

FRESHMAN OF THE YEAR  
Sammy Walker, F, Minnesota

DEFENSIVE PLAYER OF THE YEAR  
Sasha Larocque, D, Ohio State

GOALTENDER OF THE YEAR  
Tommy Nappier, G, Ohio State

ALL-BIG TEN TEAMS

FIRST TEAM  
TARO HIROSE, F, MICHIGAN STATE  
Rem Pitlick, F, Minnesota  
Mason Jobst, F, Ohio State  
Evan Barratt, F, Penn State  
Quinn Hughes, D, Michigan  
Bobby Nardella, D, Notre Dame  
Tommy Nappier, G, Ohio State

SECOND TEAM  
Patrick Khodorenko, F, Michigan State  
Tyler Sheehy, F, Minnesota  
Sasha Larocque, D, Ohio State  
Wyatt Kalynuk, D, Wisconsin  
Cale Morris, G, Notre Dame

HONORABLE MENTION  
Will Lockwood, F, Michigan  
Mitchell Lewandowski, F, Michigan State  
Dylan Malmquist, F, Notre Dame  
Tanner Laczynski, F, Ohio State  
Brandon Biro, F, Penn State  
Zach Osburn, D, Michigan State  
Cole Hults, D, Penn State  
K'Andre Miller, D, Wisconsin  
Mat Robson, G, Minnesota

ALL-FRESHMAN TEAM  
SAMMY WALKER, F, MINNESOTA  
Michael Graham, F, Notre Dame  
Gustaf Westlund, F, Ohio State  
Dennis Cesana, D, Michigan State  
K'Andre Miller, D, Wisconsin  
Drew DeRidder, G, Michigan State

Unanimous selections in all caps

2019 BIG TEN TOURNAMENT

Quarterfinal #1 - No. 7 Michigan State at No. 2 Notre Dame (best-of-three series)

Game 1 | Notre Dame def. Michigan State, 1-0  
Game 2 | Notre Dame def. Michigan State, 2-0

Quarterfinal #2 - No. 6 Michigan at No. 3 Minnesota (best-of-three series)

Game 1 | Minnesota def. Michigan, 3-2 (OT)  
Game 2 | Minnesota def. Michigan, 4-1

Quarterfinal #3 - No. 5 Wisconsin at No. 4 Penn State (best-of-three series)

Game 1 | Wisconsin def. Penn State, 4-3 (OT)  
Game 2 | Penn State def. Wisconsin, 6-2  
Game 3 | Penn State deef. Wisconsin, 4-3 (OT)

Semifinals (single elimination)

No. 2 Notre Dame def. No. 3 Minnesota, 2-1 (OT)  
No. 4 Penn State def. No. 1 Ohio State, 5-1

Championship Game (single elimination)

No. 2 Notre Dame def. No. 4 Penn State, 3-2

ALL-TOURNAMENT TEAM

Goalie: Cale Morris, Notre Dame  
Defenseman: Andrew Peeke, Notre Dame  
Defenseman: Spencer Stastney, Notre Dame  
Forward: Cam Morrison, Notre Dame  
Forward: Liam Folkes, Penn State  
Forward: Alex Limoges, Penn State  
Most Outstanding Player: Cale Morris, Notre Dame

BIG TEN ALL-AMERICANS

FIRST TEAM  
Taro Hirose, F, Michigan State  
Quinn Hughes, D, Michigan  
Rem Pitlick, F, Minnesota

SECOND TEAM  
Bobby Nardella, D, Notre Dame  
Mason Jobst, F, Ohio State

BIG TEN IN THE NCAA TOURNAMENT

FIRST ROUND  
Denver 2, Ohio State 1  
Notre Dame 3, Clarkson 2 (OT)

QUARTERFINALS  
Massachusetts 4, Notre Dame 0



A black and white photograph of two Michigan State hockey players in action on the ice. They are wearing white jerseys with 'MICHIGAN STATE' printed on the front. The player on the left has curly hair and a mustache, while the player on the right has straight hair. Both are wearing hockey gear, including helmets, gloves, and skates, and are holding hockey sticks. The background is dark and out of focus.

*Michigan  
State*

**THE**  
**RECORD BOOK**

## ALL-TIME SCORING LEADERS

## POINTS, CAREER

	Player	Years	Goals	Assists	Points
1.	Tom Ross	1972-76	138	186	324
2.	Steve Colp	1972-76	132	168	300
3.	Kip Miller	1986-90	116	145	261
4.	Peter White	1988-92	75	155	230
5.	Daryl Rice	1972-76	96	129	225
6.	Bill Shibicky	1983-87	86	136	222
7.	Rem Murray	1991-95	71	147	218
8.	Dwayne Norris	1988-92	105	113	218
9.	Mitch Messier	1983-87	86	124	210
10.	John Sturges	1972-76	77	132	209
11.	Newell Brown	1980-84	75	127	202
12.	Mike York	1995-99	79	122	201
	Kevin Miller	1984-88	61	140	201
	Mark Hamway	1979-83	98	103	201
15.	Bobby Reynolds	1985-89	107	89	196
	Mike Donnelly	1982-86	110	86	196
17.	Shawn Heaphy	1987-91	103	91	194
18.	Russ Welch	1976-80	78	112	190
19.	Steve Guolla	1991-95	62	125	187
20.	Pat Murray	1987-90	59	124	183
21.	Bryan Smolinski	1989-93	80	101	181
22.	Anson Carter	1992-96	106	72	178
23.	Jim Slater	2001-05	64	108	172
24.	Steve Suk	1991-95	39	130	169
25.	Steve Beadle	1986-90	42	122	164
	Kelly Miller	1981-85	82	82	164
	Mark Calder	1970-74	84	80	164
28.	Danton Cole	1985-89	69	94	163
	Gord Flegel	1981-85	71	92	163
30.	Lyle Phair	1981-85	82	77	159

## GOALS, CAREER

1.	Tom Ross (1972-76)	138
2.	Steve Colp (1972-76)	132
3.	Kip Miller (1986-90)	116
4.	Mike Donnelly (1982-86)	110
5.	Bobby Reynolds (1985-89)	107
6.	Anson Carter (1992-96)	106
7.	Dwayne Norris (1988-92)	105
8.	Shawn Heaphy (1987-91)	103
9.	Mark Hamway (1979-83)	98
10.	Daryl Rice (1972-76)	96

## ASSISTS, CAREER

1.	Tom Ross (1972-76)	186
2.	Steve Colp (1972-76)	168
3.	Peter White (1988-92)	155
4.	Rem Murray (1991-95)	147
5.	Kip Miller (1986-90)	145
6.	Kevin Miller (1984-88)	140
7.	Bill Shibicky (1983-87)	136
8.	John Sturges (1972-76)	132
9.	Steve Suk (1991-95)	130
10.	Daryl Rice (1972-75)	129

## POWER PLAY GOALS, CAREER

(Since 1972-73)

1.	Tom Ross (1972-76)	72
2.	Steve Colp (1972-76)	53
3.	Mark Hamway (1979-83)	42
4.	Anson Carter (1992-96)	40
	Bill Shibicky (1983-87)	
	Daryl Rice (1972-76)	
7.	Gord Flegel (1981-85)	38
8.	Rustyn Dolyny (1997-2001)	36
	Shawn Heaphy (1987-91)	
	Kip Miller (1986-90)	

## SHORTHANDED GOALS, CAREER

(Since 1982-83)

1.	Dale Krentz (1982-85)	14
2.	Bobby Reynolds (1985-89)	12
3.	Anson Carter (1992-96)	11
4.	Sean Berens (1994-98)	10
	Mitch Messier (1983-87)	
	Tom Anastos (1981-85)	
7.	Dwayne Norris (1988-92)	9
	Kelly Miller (1981-85)	
9.	Don McSween (1983-87)	8
10.	Adam Hall (1999-2002)	7
	Mike York (1995-99)	
	Rem Murray (1991-95)	
	Bryan Smolinski (1989-93)	

## PENALTIES, CAREER

1.	Don Gibson (1986-90)	218
2.	Bill Shibicky (1983-87)	159
3.	Tony Tuzzolino (1993-97)	154
4.	Nicolas Perreault (1991-94)	148
5.	Kip Miller (1986-90)	137
6.	Kevin Miller (1984-88)	134
7.	Bob Boyd (1970-73)	126
8.	Brian Maloney (2000-03)	123
	Jeff Parker (1983-86)	
	John Sturges (1972-75)	

## PENALTY MINUTES, CAREER

1.	Don Gibson (1986-90)	466
2.	Tony Tuzzolino (1993-97)	371
3.	Bill Shibicky (1983-87)	323
4.	Nicolas Perreault (1991-94)	308
5.	Jim Cummins (1988-91)	304
6.	Kip Miller (1986-90)	299
7.	Brian Maloney (2000-2003)	292
8.	John Sturges (1972-76)	287
9.	Bob Boyd (1970-73)	286
10.	Brad Hodgins (1996-2000)	285

## BLOCKED SHOTS, CAREER (SINCE 2005-06)

1.	Travis Walsh (2012-16)	335
2.	John Draeger (2012-16)	267
3.	Brock Shelgren (2008-12)	233
4.	Carson Gatt (2014-18)	220
5.	Torey Krug (2009-12)	202
6.	Rhett Holland (2012-17)	190
7.	Jake Chelios (2010-14)	176
8.	Thomas Ebbing (2013-17)	174
	Tim Buttery (2008-12)	
10.	Ron Boyd (2012-15)	169



## ALL-TIME SCORING LEADERS

## POINTS BY A DEFENSEMAN, CAREER

1. Steve Beadle (1987-90).....	164
2. Jason Woolley (1989-91).....	144
3. John-Michael Liles (1999-2003).....	138
4. Don McSween (1983-87).....	129
5. Gary Haight (1980-85).....	127
6. Norm Barnes (1971-74).....	120
7. Brad Fast (1999-2003).....	114
8. Daniel McFall (1982-85).....	112
9. Robert Boyd (1971-73).....	111
10. Brad Hamilton (1985-89).....	103
Jeff Eisle (1980-84).....	103

## GOALS BY A DEFENSEMAN, CAREER

1. John-Michael Liles (1999-2003).....	44
2. Steve Beadle (1987-90).....	42
3. Jason Woolley (1989-91).....	37
4. Daniel McFall (1982-85).....	36
5. Brad Fast (1999-2003).....	30
6. Don McSween (1983-87).....	28
7. Gary Haight (1980-85).....	27
8. Torey Krug (2010-12).....	26
9. Jeff Eisle (1980-84).....	23
10. Norm Barnes (1971-74).....	22
Brad Hamilton (1985-89).....	22

## ASSISTS BY A DEFENSEMAN, CAREER

1. Steve Beadle (1987-90).....	122
2. Jason Woolley (1989-91).....	107
3. Don McSween (1983-87).....	101
4. Gary Haight (1980-85).....	100
5. Norm Barnes (1972-74).....	98
6. John-Michael Liles (1999-2003).....	94
7. Robert Boyd (1971-73).....	90
8. Brad Fast (1999-2003).....	84
9. Brad Hamilton (1986-89).....	81
10. Jeff Eisle (1980-84).....	80



Torey Krug (top) Peter White (left)  
and Don Gibson (below)



## POINTS, SEASON

1. Tom Ross (1975-76).....	105
2. Kip Miller (1989-90).....	101
3. Mike Donnelly (1985-86).....	97
Tom Ross (1974-75)	
Steve Colp (1973-74)	
6. Steve Colp (1975-76).....	94
7. Mitch Messier (1986-87).....	92
8. Tom Ross (1973-74).....	88
9. Pat Murray (1989-90).....	84
Craig Simpson (1984-85)	

## GOALS, SEASON

1. Mike Donnelly (1985-86).....	59
2. Tom Ross (1975-76).....	51
3. Kip Miller (1989-90).....	48
4. Dwayne Norris (1991-92).....	44
Mitch Messier (1986-87)	
6. Bill Shibicky (1986-87).....	43
Steve Colp (1973-74)	
8. Bobby Reynolds (1987-86).....	42
9. Steve Colp (1975-76).....	40
10. Tom Ross (1974-75).....	38

## ASSISTS, SEASON

1. Pat Murray (1989-90).....	60
2. Tom Ross (1974-75).....	59
3. Kevin Miller (1986-87).....	56
Norm Barnes (1973-74).....	56
5. Steve Colp (1975-76).....	54
Tom Ross (1975-76)	
Steve Colp (1973-74)	
8. Kip Miller (1989-90).....	53
Craig Simpson (1984-85)	
10. Kevin Miller (1985-86).....	52
John Sturges (1974-75)	

## POWER PLAY GOALS, SEASON

(Since 1972-73)

1. Tom Ross (1975-76).....	29
2. Mike Donnelly (1985-86).....	27
3. Mitch Messier (1986-87).....	23
4. Tom Ross (1974-75).....	22
5. Dwayne Norris (1991-92).....	21
Kip Miller (1989-90)	
Bill Shibicky (1986-87)	
8. Steve Colp (1973-74).....	18
9. Steve Colp (1975-76).....	16

## SHORTHANDED GOALS, SEASON

(Since 1982-83)

1. Anson Carter (1994-95).....	7
Bobby Reynolds (1987-88)	
Mitch Messier (1986-87)	
Dale Krentz (1984-85)	
Tom Anastos (1983-84)	
Dale Krentz (1983-84)	
7. Dwayne Norris (1991-92).....	6
8. Rem Murray (1992-93).....	5
Jeff Parker (1985-86)	
10. seven players tied.....	4
most recent: Adam Hall (1999-2000)	



## ALL-TIME SCORING LEADERS

## PENALTY MINUTES, SEASON

1. Don Gibson (1989-90).....	167
2. Ron Heaslip (1976-77).....	134
3. Jeff Harding (1987-88).....	129
4. Bob Boyd (1972-73).....	124
5. Tony Tuzzolino (1996-97).....	120
Tony Tuzzolino (1995-96).....	
7. Don Gibson (1987-88).....	118
8. Corey Potter (2005-06).....	117
9. Bruce Rendall (1986-87).....	113
10. Kevin Miller (1985-86).....	112

## PENALTIES, SEASON

1. Don Gibson (1989-90).....	71
2. Jeff Harding (1987-88).....	62
3. Don Gibson (1987-88).....	58
4. Tony Tuzzolino (1995-96).....	52
Bruce Rendall (1986-87)	
Kevin Miller (1985-86)	
Bill Shibicky (1985-86)	
Don Gibson (1983-84)	
Norm Barnes (1973-74)	
10. Ron Heaslip (1976-77).....	51

## POINTS BY A DEFENSEMAN, SEASON

1. Norm Barnes (1973-74).....	64
2. Jason Woolley (1990-91).....	59
3. Steve Beadle (1988-89).....	54
Jeff Eisle (1983-84)	
5. John-Michael Liles (2002-03).....	50
6. Robert Boyd (1972-73).....	48
7. Brad Fast (2002-03).....	46
8. Gary Haight (1981-82).....	42
9. Don McSween (1985-86).....	38
10. Dan McFall (1983-84).....	34
Torey Krug (2011-12).....	34

## GOALS BY A DEFENSEMAN, SEASON

1. Steve Beadle (1989-90).....	21
2. John-Michael Liles (2002-03).....	16
3. Jason Woolley (1990-91).....	15
4. Steve Beadle (1988-89).....	14
Daniel McFall (1983-84)	
6. Jeff Eisle (1983-84).....	13
John-Michael Liles (2001-02)	
8. Jason Woolley (1988-89).....	12
Torey Krug (2011-12).....	12
10. A.J. Thelen (2003-04).....	11
Brad Fast (2002-03)	

## ASSISTS BY A DEFENSEMAN, SEASON

1. Norm Barnes (1973-74).....	56
2. Jason Woolley (1990-91).....	44
3. Jeff Eisle (1983-84).....	41
Robert Boyd (1972-73)	
5. Steve Beadle (1988-89).....	40
6. Jason Woolley (1989-90).....	38
7. Brad Fast (2002-03).....	35
8. John-Michael Liles (2002-03).....	34
9. Gary Haight (1981-82).....	33
10. Brad Hamilton (1986-87).....	29
Don McSween (1985-86)	

## BLOCKED SHOTS, SEASON (SINCE 2005-06)

1. Travis Walsh (2015-16).....	108
Brock Shelgren (2011-12)	
3. John Draeger (2012-13).....	89
4. Carson Gatt (2015-16).....	87
5. Travis Walsh (2013-14).....	85
6. Torey Krug (2009-10).....	80
7. Travis Walsh (2012-13).....	79
8. Tommy Miller (2017-18).....	78
9. Jerad Rosburg (2018-19).....	74
10. Carson Gatt (2017-18).....	73

## POINTS, FRESHMAN

1. Joe Murphy (1985-86).....	61
2. Rod Brind'Amour (1988-89).....	59
3. Craig Simpson (1983-84).....	57
4. Rem Murray (1991-92).....	51
5. Rustyn Dolyny (1997-98).....	44
Mark Hamway (1979-80)	
7. Lyle Phair (1981-82).....	43
8. Kip Miller (1986-87).....	42
9. Kevin Miller (1984-85).....	40
10. Mike York (1995-96).....	39

## GOALS, FRESHMAN

1. Rod Brind'Amour (1988-89).....	27
2. Joe Murphy (1985-86).....	24
3. Kip Miller (1986-87).....	22
4. Rustyn Dolyny (1997-98).....	20
5. Mitchell Lewandowski (2017-18).....	19
Anson Carter (1992-93).....	19
Lyle Phair (1981-82).....	19
8. Leo Lynett (1977-78).....	18
9. Tim Crowder (2005-06).....	17
David Booth (2002-03)	
Rob Woodward (1989-90)	

## ASSISTS, FRESHMAN

1. Craig Simpson (1983-84).....	43
2. Rem Murray (1991-92).....	38
3. Joe Murphy (1985-86).....	37
Bill Shibicky (1983-84)	
5. Rod Brind'Amour (1988-89).....	32
6. Kevin Miller (1984-95).....	29
7. Mark Hamway (1979-80).....	28
Pat Betterly (1974-75)	
9. Mike York (1995-96).....	27
10. Don McSween (1983-84).....	26



L-R: Craig Simpson, Joe Murphy



## ALL-TIME SCORING LEADERS

**MOST GOALS, GAME**

- 5 .....Mike Donnelly vs. Ohio State (Dec. 14, 1985)  
 Tom Ross vs. Notre Dame (Nov. 10, 1973)  
 Don Thompson vs. Michigan (Feb. 21, 1970)  
 Bob Doyle vs. Ohio (Feb. 17, 1961)

**MOST ASSISTS, GAME**

- 6 .....Steve Colp vs. Michigan (Dec. 14, 1974)  
 Daryl Rice vs. Boston College (Dec. 27, 1973)  
 Real Turcotte vs. Ohio (Feb. 17, 1961)

**MOST POINTS, GAME**

- 9 .....Bob Doyle vs. Ohio (Feb. 17, 1961)  
 Real Turcotte vs. Ohio (Feb. 17, 1961)  
 7 .....Dwayne Norris vs. Ohio State (Dec. 6, 1991)  
 Tom Mikkola vs. Colorado College (Feb. 26, 1965)

**MOST PENALTIES, GAME**

- 6 .....Richard Keyes vs. Cornell (Dec. 29, 1994)  
 Steve Norton vs. Lake Superior State (Dec. 12, 1992)  
 Don Gibson vs. Michigan (Jan. 30, 1988)  
 Norm Barnes vs. Air Force (Dec. 8, 1973)  
 5 .....11 times;  
*most recent: Jon Insana vs. Northern Michigan*  
*(Jan. 23, 1999)*

**MOST PENALTY MINUTES, GAME**

- 29 .....Jon Insana vs. Northern Michigan (Jan. 23, 1999)  
 24 .....Tommy Apap vs. Michigan (Dec. 31, 2018)  
 21 .....Tony Tuzzolino vs. Western Michigan (Oct. 19, 1996)

**FASTEST TWO GOALS, ONE PLAYER (since 1979-80)**

- 0:08 .....Steve Ferranti vs. Western Ontario (Oct. 12, 1996)

**FASTEST TWO GOALS, TWO PLAYERS (since 1979-80)**

- 0:05 .....David Booth/Bryan Lerg at Alaska Fairbanks  
 (Feb. 11, 2005)  
 0:06 .....Bruce Rendall/Bill Shibicky vs. Ohio State  
 (Feb. 21, 1987)

**FASTEST THREE GOALS, ONE PLAYER**

- 1:00 .....Mike Jacobson vs. Wisconsin (Dec. 11, 1964)

**FASTEST GOAL, START OF PERIOD (since 1979-80)**

- 0:08 .....Kelly Harper vs. Ohio State (Dec. 6, 1991 — 2nd)

**MOST GOALS, PERIOD**

- 3 .....Sean Berens vs. Northern Michigan (Jan. 10, 1998; 3rd)  
 Rem Murray vs. Illinois-Chicago (Feb. 5, 1994; 2nd)  
 Kelly Harper vs. Kent (Jan. 8, 1994; 3rd)  
 Kip Miller vs. Western Michigan (Nov. 3, 1989; 2nd)  
 Kip Miller vs. Minnesota (March 26, 1988; 1st)  
 Jeff Harding vs. Illinois-Chicago (Jan. 22, 1988; 2nd)  
 Gord Flegel vs. Western Michigan (Jan. 21, 1983; 1st)  
 Kelly Miller vs. Notre Dame (Dec. 4, 1982; 1st)  
 Mark Hamway vs. Notre Dame (Nov. 14, 1981; 1st)  
 Dave Kelly vs. Minnesota-Duluth (Feb. 4, 1977; 1st)  
 Steve Colp vs. Michigan (March 6, 1976; 1st)  
 Tom Ross vs. Wisconsin (Nov. 7, 1975; 1st)  
 Steve Colp vs. Boston College (Dec. 27, 1973; 3rd)  
 John Sturges vs. Boston College (Dec. 27, 1973; 2nd)  
 Doug Volmar vs. Michigan (Feb. 4, 1966; 1st)  
 Doug Volmar vs. Denver (Dec. 10, 1965; 1st)  
 Mike Jacobson vs. Wisconsin (Dec. 11, 1964; 1st)

**MOST ASSISTS, PERIOD**

- 4 .....Don Thompson vs. Notre Dame (March 3, 1972; 3rd)  
 Jim Ward vs. Ontario Ag. College (March 4, 1955; 3rd)

**MOST POINTS, PERIOD**

- 5 .....Gord Flegel vs. Western Michigan (Jan. 21, 1983; 1st)  
 Doug Volmar vs. Michigan (Feb. 4, 1966; 1st)

**MOST PENALTIES, PERIOD**

- 5 .....Steve Norton vs. Illinois-Chicago (Oct. 22, 1993; 2nd)  
 Don Gibson vs. Michigan (Jan. 30, 1988; 3rd)  
 4 .....Six times;  
*most recent: Craig Shepherd vs. Michigan Tech*  
*(Dec. 29, 1990; 1st)*

**MOST PENALTY MINUTES, PERIOD**

- 24 .....Tommy Apap vs. Michigan (Dec. 31, 2018; 1st)  
 17 .....Tony Tuzzolino vs. Western Mich. (Oct. 19, 1996; 3rd)

**MOST GOALS, SERIES**

- 8 .....Mike Donnelly vs. Ohio State (Dec. 14-15, 1985)  
 7 .....Dave Kelly vs. Minnesota-Duluth (Feb. 4-5, 1977)  
 Tom Ross vs. Notre Dame (Nov. 9-10, 1973)  
 Bob Doyle vs. Ohio (Feb. 17-18, 1961)  
 Jack Mayes vs. Ontario Ag. College (Jan. 22-23, 1950)

**MOST ASSISTS, SERIES**

- 8 .....Peter White vs. Ohio State (March 3-4, 1989)  
 Mitch Messier vs. Ohio State (Dec. 14-15, 1985)  
 Steve Colp vs. Michigan (Dec. 13-14, 1974)

**MOST POINTS, SERIES**

- 13 .....Bob Doyle vs. Ohio (Feb. 17-18, 1961)  
 Real Turcotte vs. Ohio (Feb. 17-18, 1961)

**MOST PENALTIES, SERIES**

- 8 .....Bob Boyd vs. Ohio State (Nov. 3-4, 1972)

**MOST PENALTY MINUTES, SERIES**

- 26 .....Bob Boyd vs. Ohio State (Nov. 3-4, 1972)  
 23 .....Jim Cummins vs. Western Michigan (Jan. 12-13, 1990)



Mike Donnelly



## MISCELLANEOUS RECORDS

## Career Records

Games Played.....	180	Danton Cole (1985-89)
		Don McSween (1983-87)
Hat Tricks: .....	10	Steve Colp (1972-76)
		Daryl Rice (1972-76)
Consecutive Games With A Point: .....	78	Tom Ross (Dec. 19, 1973 through Dec. 6, 1975)
Consecutive Games With A Goal: .....	16	Mike Donnelly (Dec. 29, 1985 through Feb. 28, 1986)
Consecutive Games With An Assist: .....	15	Jason Woolley (Nov. 16, 1990 through Jan. 4, 1991)
Consecutive Games With A Point, Defenseman: .....	18	Jason Woolley (Nov. 10, 1990 thru Jan. 4, 1991)
Consecutive Games With A Penalty: .....	22	Don Gibson (Nov. 26, 1988 through March 24, 1989)
Most Game Misconduct Penalties: .....	7	Jim Cummins (1988-91)
Goals by a Goaltender: .....	1	Chad Alban (1994-98)
Assists by a Goaltender: .....	18	Jason Muzzatti (1987-91)
Shootout Attempts.....	13	Michael Ferrantino (2012-16)
Shootout Goals .....	4	Andrew Rowe (2008-10)
		Michael Ferrantino (2012-16)
Shootout Saves.....	44	Jake Hildebrand (2012-16)
Shootout Victories .....	8	Jake Hildebrand (2012-16)

## Single-Season Records

Games Played: .....	47	Danton Cole, Brad Hamilton, Kip Miller, Shawn Heaphy, Chris Luongo, Dwayne Norris, Bobby Reynolds, Jason Woolley (1988-89)
Hat Tricks: .....	6	Mike Donnelly (1985-86)
Games Scoring A Point: .....	43	Mitch Messier (1986-87)
Game Misconduct Penalties: .....	3	Jim Cummins (1990-91)
		Ed Pollesel (1956-57)
		John Polomsky (1954-55)
Power-Play Goals, Defenseman: .....	14	Steve Beadle (1989-90)
Points by a Freshman Defenseman: .....	37	Jason Woolley (1988-89)
		Pat Betterly (1974-75)
Goals by a Goaltender: .....	1	Chad Alban (1997-98)
Most Assists by a Goaltender: .....	9	Jason Muzzatti (1989-90)
Shootout Attempts.....	7	Michael Ferrantino (2013-14)
Shootout Goals .....	4	Andrew Rowe (2009-10)
Shootout Victories .....	4	Jake Hildebrand (2013-14)
Shootout Saves .....	26	Jake Hildebrand (2013-14)



## ALL-TIME GOALTENDING LEADERS

## WINS, CAREER

1. Chad Alban (1994-98)	88
2. Jason Muzzatti (1987-91)	83
3. Jeff Lerg (2005-09)	76
Norm Foster (1983-87)	76
5. Ryan Miller (1999-2002)	73
6. Mike Buzak (1991-95)	65
7. Ron Scott (1980-83)	64
8. Bob Essensa (1983-87)	62
9. Ron Clark (1971-75)	44
10. Dominic Vicari (2003-06)	41

## GAMES PLAYED, CAREER

1. Jeff Lerg (2005-09)	146
2. Jake Hildebrand (2012-16)	133
3. Chad Alban (1994-98)	131
4. Jason Muzzatti (1987-91)	130
5. Mike Buzak (1991-95)	115
6. Ron Scott (1980-83)	112
7. Ryan Miller (1999-02)	106
Norm Foster (1983-87)	
9. Dave Versical (1976-78)	86
10. Bob Essensa (1984-87)	83
Dominic Vicari (2003-06)	

## CONSECUTIVE GAMES PLAYED, CAREER

73	Jake Hildebrand, Mar. 20, 2014-Mar. 17, 2016
61	Jeff Lerg, Feb. 4, 2006-Nov. 9, 2007
60	Joe Selinger, Jan. 15, 1957-Mar. 14, 1959

## GOALS-AGAINST AVERAGE, CAREER (min. 30 games)

1. Ryan Miller (1999-2002)	1.54
2. Joe Blackburn (1997-2001)	1.76
3. Dominic Vicari (2003-06)	2.37
4. Jeff Lerg (2005-2009)	2.38
5. Chad Alban (1994-98)	2.46
6. Jake Hildebrand (2012-16)	2.54
7. Matt Migliaccio (2001-05)	2.57
8. Will Yanakeff (2010-14)	2.58
9. Bob Essensa (1983-87)	2.68
10. Drew Palmisano (2008-12)	2.71

## SAVES, CAREER

1. Jeff Lerg (2005-09)	3,996
2. Jake Hildebrand (2012-16)	3,826
3. Dave Versical (1975-78)	3,108
4. Jason Muzzatti (1987-91)	2,928
5. Ron Scott (1980-83)	2,884
6. Mike Buzak (1991-95)	2,836
7. Chad Alban (1994-98)	2,735
8. Ryan Miller (1999-2002)	2,600
9. Ron Clark (1972-75)	2,430
10. Norm Foster (1984-87)	2,407

## SAVES PERCENTAGE, CAREER (since 1961-62)

(Min. 500 shots faced)

1. Ryan Miller (1999-2002)	.941
2. Jake Hildebrand (2012-16)	.921
Jeff Lerg (2005-09)	
4. Joe Blackburn (1997-01)	.920
5. Will Yanakeff (2010-14)	.917
6. Dominic Vicari (2003-06)	.916
7. Matt Migliaccio (2001-05)	.913
8. Drew Palmisano (2008-12)	.912
9. Gaye Cooley (1965-67)	.899
10. Mike Buzak (1991-95)	.898
Rick Duffett (1967-71)	

## SAVES-PER-GAME AVERAGE, CAREER

1. Dave Versical (1975-78)	35.4
2. Ron Clark (1971-75)	34.1
3. Ed Schiller (1953-56)	33.1
4. Mark Mazzoleni (1975-80)	32.9
5. Del Reid (1950-52)	32.8

## SHUTOUTS, CAREER

1. Ryan Miller (1999-2002)	26
2. Dominic Vicari (2003-06)	16
3. Jake Hildebrand (2012-16)	13
4. Chad Alban (1994-98)	12
Jeff Lerg (2005-09)	12
6. Bob Essensa (1983-87)	7
7. Matt Migliaccio (2001-05)	6
Ron Scott (1980-83)	
Joe Selinger (1956-59)	
10. Joe Blackburn (1998-2001)	5



Jake Hildebrand



## ALL-TIME GOALTENDING LEADERS

## WINS, SEASON

1. Jason Muzzatti (1988-89)	32
2. Ryan Miller (2000-01)	31
Chad Alban (1997-98)	
4. Ron Scott (1982-83)	29
5. Jeff Lerg (2006-07)	26
Ryan Miller (2001-02)	
Chad Alban (1995-96)	
8. Jeff Lerg (2007-08)	24
Jason Muzzatti (1989-90)	
Ron Scott (1981-82)	
11. Chad Alban (1996-97)	23
Norm Foster (1983-84)	

## GAMES PLAYED, SEASON

1. Jeff Lerg (2006-07)	42
Jason Muzzatti (1988-89)	
3. Jeff Lerg (2007-08)	41
4. Ryan Miller (2001-02)	40
Ryan Miller (2000-01)	
Chad Alban (1997-98)	
Chad Alban (1995-96)	
Ron Scott (1982-83)	
9. Chad Alban (1996-97)	39
Mike Buzak (1993-94)	
Ron Scott (1981-82)	
Ron Clark (1974-75)	

## GOALS-AGAINST AVERAGE, SEASON (min. 15 games)

1. Ryan Miller (2000-01)	1.32
2. Ryan Miller (1999-2000)	1.53
3. Joe Blackburn (1998-99)	1.55
4. Chad Alban (1997-98)	1.57
5. Bob Essensa (1984-85)	1.64
6. Ryan Miller (2001-02)	1.77
7. Jeff Lerg (2005-06)	1.96
8. Joe Blackburn (1999-2000)	2.17
9. Jake Hildebrand (2014-15)	2.18
10. Jeff Lerg (2007-08)	2.22

## SAVES, SEASON

1. Dave Versical (1975-76)	1,410
2. Ron Clark (1974-75)	1,400
3. Jeff Lerg (2007-08)	1,136
4. Jim Watt (1971-72)	1,116
5. Jake Hildebrand (2015-16)	1,046
6. Jeff Lerg (2006-07)	1,042
7. Jeff Lerg (2008-09)	1,040
8. Ryan Miller (2001-02)	1,039
9. Dominic Vicari (2004-05)	1,027
10. Ryan Miller (2000-01)	1,024

## SAVES-PER-GAME AVERAGE, SEASON

1. Ed Schiller (1953-54)	39.0
2. Dave Versical (1975-76)	37.8
3. Dave Versical (1976-77)	37.0
4. Ed Schiller (1955-56)	36.8
5. Gary Carr (1973-74)	35.3

## SAVE PERCENTAGE, SEASON (since 1961-62)

1. Ryan Miller (2000-01)	.950
2. Ryan Miller (2001-02)	.936
3. Ryan Miller (1999-2000)	.932
4. Jake Hildebrand (2014-15)	.930
5. Jake Hildebrand (2012-13)	.929
6. Jeff Lerg (2005-06)	.928
Joe Blackburn (1998-99)	
8. Jeff Lerg (2007-08)	.926
Chad Alban (1997-98)	
10. Jake Hildebrand (2013-14)	.923
Dominic Vicari (2004-05)	

## SHUTOUTS, SEASON

1. Ryan Miller (2000-01)	10
2. Ryan Miller (2001-02)	8
Ryan Miller (1999-2000)	
4. Dominic Vicari (2003-04)	7
5. Jake Hildebrand (2014-15)	6
Chad Alban (1997-98)	
7. Dominic Vicari (2004-05)	5
Matt Migliaccio (2002-03)	
9. John Lethemon (2017-18)	4
Jeff Lerg (2007-08)	
Joe Selinger (1958-59)	
Dominic Vicari (2005-06)	

## SHUTOUTS, SEASON - CONFERENCE GAMES

1. Ryan Miller (2000-01)	9
2. Ryan Miller (2001-02)	8
3. Dominic Vicari (2003-04)	6
4. Jake Hildebrand (2014-15)	5
Ryan Miller (1999-2000)	
Matt Migliaccio (2002-03)	



Chad Alban (top) and Ron Scott





## ALL-TIME GOALTENDING LEADERS

### MOST SAVES, GAME

- 73 Ed Schiller vs. Denver (Feb. 6, 1954)
- 64 Dave Versical vs. Minnesota (March 14, 1976)
- 59 Dave Versical vs. Denver (Jan. 9, 1976)
- Ron Clark vs. Notre Dame (Nov. 30, 1974)
- 56 Bob Troscinski vs. Wisconsin (Feb. 21, 1981)
- Rick Duffett vs. North Dakota (Nov. 22, 1968)
- 55 Dave Versical vs. North Dakota (Nov. 29, 1975)
- Gaye Cooley vs. Michigan (Dec. 10, 1966)

### FEWEST SAVES, GAME

- 6 Norm Foster vs. Miami (Oct. 24, 1986)
- 7 Jamie Stewart vs. Boston U. (Nov. 18, 1988)
- 8 Ryan Miller vs. Miami (Nov. 20, 1999)
- Chad Alban vs. Bowling Green (Nov. 22, 1997)
- Tom Nowland vs. Alaska Fairbanks (Jan. 8, 1985)
- 9 Mike Gresl vs. Nebraska-Omaha (Dec. 4, 1998)
- Chad Alban vs. Guelph (Oct. 4, 1997)
- Norm Foster vs. Michigan (Jan. 26, 1985)

### MOST SAVES, PERIOD

- 30 Ron Clark vs. North Dakota (Nov. 16, 1974; 1st)

### MOST SAVES IN OVERTIME

- 14 Chad Alban vs. Ohio State (March 21, 1998; 1st OT)
- 13 Ron Scott vs. Ferris State (Nov. 7, 1981)
- Ryan Miller vs. Michigan Tech (Dec. 30, 2000)

### FEWEST SAVES, PERIOD

- 0 Ryan Miller vs. Nebraska-Omaha  
(Oct. 27, 2001; 2nd, 2 goals)
- Jason Muzzatti vs. Western Michigan  
(March 2, 1991; 2nd, 2 goals)
- Jason Muzzatti vs. Toronto  
(Dec. 20, 1990; 2nd, 2 goals)
- Bob Troscinski vs. Illinois-Chicago  
(Jan. 15, 1982; 2nd, 0 goals)
- 1 21 times, most recent: Jake Hildebrand  
vs. Wisconsin, (March 6, 2015; 1st, 0 goals)

### MOST SAVES, SERIES

- 123 Ed Schiller vs. Denver (Feb. 5-6, 1954)

### FEWEST SAVES, SERIES

- 22 Joe Blackburn and Chad Alban  
vs. MSU-Mankato (Nov. 14-15, 1997)
- 25 Jason Muzzatti  
vs. Illinois-Chicago (Jan. 6-7, 1989)
- 25 John Shackelford  
vs. Ontario Agricultural Coll. (Jan. 22-23, 1953)

Top to bottom: Jason Muzzatti, Jeff Lerg, Ryan Miller





## MISCELLANEOUS TEAM RECORDS

## MOST WINS

38.....	1984-85 (38-6-0)
37.....	1988-89 (37-9-1)
35.....	1989-90 (35-7-3)
34.....	1985-86 (34-9-2)
	1983-84 (34-12-0)

## FEWEST WINS

0.....	1950 (0-14-0)
4.....	1959-60 (4-18-2)
5.....	1955-56 (5-18-0)
	1952-53 (5-16-1)
6.....	1950-51 (6-11-0)

## MOST LOSSES

27.....	1977-78 (7-27-2)
25.....	2012-13 (14-25-3)
24.....	2016-17 (7-24-4)
	1979-80 (14-24-0)
23.....	2015-16 (10-23-4)
	2008-09 (10-23-5)

## FEWEST LOSSES

5.....	2000-01 (33-5-4)
6.....	1998-99 (29-6-7)
	1997-98 (33-6-5)
	1984-85 (38-6-0)
	1958-59 (17-6-1)
7.....	1989-90 (35-7-3)

## MOST TIES

8.....	2005-06 (25-12-8)
	1991-92 (26-10-8)
7.....	1998-99 (29-6-7)
	2013-14 (11-18-7)
5.....	six times;
	MR: 2018-19 (12-19-5)

## MOST OVERTIME GAMES

12.....	2005-06 (25-12-8)
11.....	2013-14 (11-18-7)
	1991-92 (26-10-8)
	1986-87 (33-10-2)
9.....	2004-05 (20-17-4)
	1985-86 (34-9-2)
8.....	1966-67 (16-15-1)
	1999-2000 (27-11-4)
	2000-01 (33-5-4)

## MOST POINTS (W-L-T)

76.....	1984-85 (38-6-0)
75.....	1988-89 (37-9-1)
73.....	1989-90 (35-7-3)
71.....	1997-98 (33-6-5)
70.....	1985-86 (34-9-2)
	2000-01 (33-5-4)

## MOST GAMES PLAYED

47.....	1988-89 (37-9-1)
46.....	1987-88 (27-16-3)
	1983-84 (34-12-0)
45.....	four times
	MR: 2005-06 (25-12-8)

## MOST CONFERENCE WINS

27.....	1984-85 (27-5-0)
26.....	1989-90 (26-3-3)
25.....	1988-89 (25-6-1)
23.....	1986-87 (23-8-1)
	1985-86 (23-7-2)

## MOST HOME WINS

20.....	1985-86 (20-1-2)
	1983-84 (20-4-0)
19.....	1984-85 (19-3-0)

## FEWEST HOME WINS

0.....	1950 (0-8-0)
2.....	2016-17 (2-13-1)
3.....	1963-64 (3-6-1)
	1955-56 (3-9-0)

## MOST ROAD WINS

20.....	1989-90 (20-6-0)
19.....	1988-89 (19-5-0)
	1984-85 (19-3-0)
16.....	1997-98 (16-4-1)
15.....	1986-87 (15-6-1)

## FEWEST ROAD WINS

0.....	1959-60 (0-10-2)
	1950 (0-6-0)
1.....	four times
	MR: 2013-14 (1-10-3)

## HIGHEST WINNING PERCENTAGE

.864.....	1984-85 (38-6-0)
.833.....	2000-01 (33-5-4)
.811.....	1989-90 (35-7-3)
.807.....	1997-98 (33-6-5)
.798.....	1988-89 (37-9-1)

## LOWEST WINNING PERCENTAGE

.000.....	1950 (0-14-0)
.208.....	1959-60 (4-18-2)
.217.....	1955-56 (5-18-0)
.222.....	1977-78 (7-27-2)
.227.....	1952-53 (5-16-1)

## HIGHEST HOME WINNING PERCENTAGE

.917.....	2000-01 (16-1-1)
.913.....	1985-86 (20-1-2)
.905.....	2001-02 (18-1-2)
.868.....	1989-90 (15-1-3)
	1998-99 (15-1-3)

## LOWEST HOME WINNING PERCENTAGE

.000.....	1950 (0-8-0)
.156.....	2016-17 (2-13-1)
.250.....	1955-56 (3-9-0)

## HIGHEST ROAD WINNING PERCENTAGE

.864.....	1984-85 (19-3-0)
.813.....	2000-01 (12-2-2)
.792.....	1988-89 (19-5-0)
.786.....	1997-98 (16-4-1)

## LOWEST ROAD WINNING PERCENTAGE

.000.....	1950 (0-6-0)
	1959-60 (0-10-2)
.083.....	1952-53 (1-11-0)

## LONGEST WINNING STREAK

22.....	12/29/84 to 2/15/85
19.....	10/15/88 to 12/16/88
12.....	3/21/86 to 11/1/86

## LONGEST UNBEATEN STREAK

23.....	12/4/98 to 3/5/99
	10/21/00 to 1/23/01
22.....	12/29/84 to 2/15/85
19.....	10/15/88 to 12/16/88

## LONGEST LOSING STREAK

14.....	12/22/55 to 2/25/56
	1/12/50 to 3/10/50
10.....	12/26/52 to 1/14/53

## LONGEST WINLESS STREAK

14.....	12/22/55 to 2/25/56
	1/12/50 to 3/10/50
11.....	12/12/52 to 1/14/53
	11/1/08 to 12/6/08

## LONGEST HOME WINNING STREAK

18.....	1/24/86 to 11/1/86
16.....	1/6/84 to 11/16/84
13.....	2/26/88 to 12/16/88
	12/7/84 to 2/15/85

## LONGEST HOME UNBEATEN STREAK

33.....	10/20/00 to 2/9/02
29.....	1/9/98 to 3/5/99
20.....	1/4/86 to 11/1/86
19.....	10/14/89 to 10/19/90

## LONGEST HOME LOSING STREAK

8.....	11/22/75 to 1/17/76
	1/6/56 to 2/25/56
	1/12/50 to 2/28/50

## LONGEST HOME WINLESS STREAK

12.....	11/5/16 to 2/25/17
8.....	11/22/75 to 1/17/76
	1/6/56 to 2/25/56
	1/12/50 to 2/28/50

## LONGEST ROAD WINNING STREAK

12.....	10/15/88 to 12/15/88
11.....	11/9/84 to 2/9/85
10.....	10/10/97 to 12/28/97
	1/5/90 to 2/23/90

## LONGEST ROAD UNBEATEN STREAK

13.....	12/26/98 to 2/26/99
12.....	10/15/88 to 12/15/88
	3/3/00 to 1/14/01
11.....	11/9/84 to 2/9/85



## MISCELLANEOUS TEAM RECORDS

## LONGEST ROAD LOSING STREAK

10.....	11/17/78 to 2/23/79
	12/2/55 to 12/1/56
	3/1/52 to 1/14/53
	2/3/50 to 1/27/51

## LONGEST ROAD WINLESS STREAK

18.....	10/29/77 to 11/10/78
13.....	3/14/59 to 2/20/60
10.....	five times
	MR: 10/18/13 to 2/14/14

## LONGEST CONFERENCE UNBEATEN STREAK

27.....	10/27/89 to 2/23/90
---------	---------------------

## LONGEST CONFERENCE LOSING STREAK

6.....	12/9/16 to 1/14/17
5.....	12/12/15 to 1/16/16
	11/17/12 to 12/8/12
	1/19/13 to 2/8/13
4.....	1/13/18 to 2/2/18
	2/12/88 to 2/20/88
	1/19/91 to 2/1/91

## MOST GOALS

277.....	1988-89
262.....	1984-85
251.....	1989-90
245.....	1985-86
241.....	1983-84

## MOST ASSISTS

439.....	1988-89
433.....	1984-85
415.....	1989-90
406.....	1985-86
393.....	1983-84

## MOST POINTS

716.....	1988-89
695.....	1984-85
666.....	1989-90
651.....	1985-86
634.....	1983-84

## MOST GOALS PER GAME

5.95.....	1984-85
5.89.....	1988-89
5.69.....	1964-65
5.58.....	1989-90
5.45.....	1973-74

## FEWEST GOALS PER GAME

1.63.....	2008-09
1.93.....	1950
2.06.....	2012-13
2.19.....	2013-14
2.25.....	1959-60

## FEWEST GOALS AGAINST PER GAME

1.36.....	2000-01
1.52.....	1998-99
1.73.....	1997-98
1.78.....	2001-02
1.81.....	1999-2000

## MOST GOALS AGAINST PER GAME

11.20.....	1950
5.97.....	1979-80
5.59.....	1950-51
5.58.....	1977-78
5.50.....	1951-52

## LARGEST SCORING MARGIN

162.....	1984-85
127.....	1988-89
113.....	1989-90
112.....	1983-84
84.....	1985-86

## MOST POWER-PLAY GOALS

91.....	1988-89
77.....	2000-01
74.....	1975-76
73.....	1973-74
72.....	1974-75

## MOST SHORTHANDED GOALS

24.....	1983-84
21.....	1984-85
16.....	1986-87
14.....	1994-95
	1985-86

BEST POWER-PLAY PCT.  
(since 1974-75)

.327.....	1975-76
.311.....	1988-89
.309.....	1974-75
.287.....	1986-87
.280.....	1984-85

BEST PENALTY-KILLING PCT.  
(since 1974-75)

.920.....	1998-99
.911.....	2000-01
.905.....	2001-02
.902.....	1997-98
.876.....	1999-2000

## MOST PENALTIES

524.....	1987-88
518.....	1986-87
503.....	1988-89
464.....	1985-86
446.....	1984-85

## MOST PENALTY MINUTES

1,109.....	1988-89
1,100.....	1986-87
1,081.....	1987-88
968.....	1984-85
955.....	1985-86

## MOST SAVES

1,555.....	1975-76
1,434.....	1974-75
1,362.....	1973-74
1,291.....	1976-77
1,278.....	1979-80

## MOST SHUTOUTS

11.....	2000-01
9.....	1999-2000
8.....	2003-04
	2001-02
6.....	2014-15
	1997-98

MOST BLOCKED SHOTS  
(SINCE 2005-06)

746.....	2008-09
683.....	2007-08
636.....	2013-14
626.....	2015-16
592.....	2012-13

## MOST 20-GOAL SCORERS

7.....	1988-89
	(Rod Brind'Amour, Danton Cole, Shawn Heaphy, Kip Miller, Pat Murray, Bobby Reynolds and Peter White)

## MOST GAME MISCONDUCT PENALTIES

12.....	1996-97
11.....	1990-91

## MOST SHOOTOUTS

7.....	2013-14
6.....	2009-10
4.....	2015-16
	2008-09

## MOST SHOOTOUT WINS

4.....	2013-14
3.....	2008-09

## MOST SHOOTOUT LOSSES

4.....	2009-10
3.....	2013-14



## MISCELLANEOUS RECORDS

## TEAM RECORDS - SINGLE-GAME

<b>Most Goals:</b>	18 vs. Ohio State (Dec. 7, 1957)
<b>Most Assists:</b>	28 vs. Bowling Green (Feb. 8, 1985)
<b>Most Points:</b>	43 vs. Bowling Green (Feb. 8, 1985)
<b>Most Penalties:</b>	23, four times; most recent vs. Ferris State (Jan. 21, 1997)
<b>Most Penalty Minutes:</b>	108 vs. Western Michigan (Jan. 31, 1997) 74 vs. Ferris State (March 5, 1999)
<b>Largest Margin of Victory:</b>	18 vs. Ohio State (18-0; Dec. 7, 1957)
<b>Most Game Misconduct Penalties:</b>	6 vs. Western Michigan (Jan. 31, 1997) 6 vs. Michigan (Feb. 16, 1991)
<b>Most Saves:</b>	73 vs. Denver (Feb. 6, 1954)
<b>Fewest Saves:</b>	6 vs. Miami (Oct. 24, 1986)
<b>Fewest Shots Allowed:</b>	9 vs. Nebraska-Omaha (Dec. 4, 1998)
<b>Most Blocked Shots:</b>	41 vs. Massachusetts (Dec. 10, 2008)

## TEAM RECORDS - PERIOD

<b>Most Goals:</b>	8 vs. Ohio State (Dec. 7, 1957; 3rd)
<b>Most Assists:</b>	14 vs. Ferris State (March 3, 1990; 2nd)
<b>Most Points:</b>	21 vs. Ferris State (March 3, 1990; 2nd)
<b>Most Penalties:</b>	14 three times; most recent: vs. Ferris State (March 5, 1999; 3rd)
<b>Most Penalty Minutes:</b>	90 vs. Western Michigan (Jan. 31, 1997; OT)
<b>Most Saves:</b>	30 vs. North Dakota (Nov. 16, 1974; 1st)
<b>Largest Margin of Goals:</b>	8 vs. Ohio State (Dec. 7, 1957; 3rd)

## TEAM RECORDS - SERIES

<b>Most Goals:</b>	26 vs. Ohio (Feb. 17-18, 1961)
<b>Most Assists:</b>	48 vs. Ohio (Feb. 17-18, 1961)
<b>Most Points:</b>	74 vs. Ohio (Feb. 17-18, 1961)
<b>Most Penalties:</b>	37 vs. Ohio State (Oct. 10-11, 1986)
<b>Most Penalty Minutes:</b>	91 vs. Ferris State (Dec. 15-16, 1988)
<b>Most Saves:</b>	123 vs. Denver (Feb. 5-6, 1954)
<b>Largest Margin of Goals:</b>	24 vs. Ohio (25-1; Dec. 4-5, 1964)
<b>Fewest Shots Allowed:</b>	24 vs. MSU, Mankato (Nov. 14-15, 1997)



Clockwise from top right: Jason Woolley, John-Michael Liles,  
Steve Beadle, Tyler Hariton



## MISCELLANEOUS OPPONENT RECORDS

## OPPONENT TEAM RECORDS - SINGLE-GAME

**Most Goals:** ..... 17, Michigan (March 10, 1950)  
**Most Assists:** ..... 23, U.S. Olympic Team (Oct. 29, 1975)  
**Most Points:** ..... 36, U.S. Olympic Team (Oct. 29, 1975)  
**Most Penalties:** ..... 27, Ohio State (Oct. 9, 1987)  
**Most Penalty Minutes:** .. 97, Western Michigan (Jan. 31, 1997)  
**Most Saves:** ..... 72, Minnesota (March 14, 1976)  
**Fewest Saves, Game:** ..... 6, Michigan Tech (Jan. 14, 1961)  
**Largest Margin of Victory:** ..... 16, vs. Michigan  
 (March 10, 1950; 17-1)  
**Largest Margin of Victory, Shutout:** ..... 11, Denver  
 (Dec. 22, 1959; 11-0)  
**Most Game Misconduct Penalties:** ..... 6, Michigan  
 (Feb. 16, 1991)

## OPPONENT TEAM RECORDS - PERIOD

**Most Goals:** ..... 9, North Dakota (Feb. 10, 1950; 3rd)  
**Most Assists:** ..... 11, Michigan (Feb. 28, 1952; 2nd)  
**Most Points:** ..... 19, North Dakota (Feb. 10, 1950; 3rd)  
**Most Penalties:** ..... 15, Michigan (March 1, 1974; 3rd)  
**Most Penalty Minutes:** ..... 75, Western Michigan  
 (Jan. 31, 1997; OT)  
**Most Saves:** ..... 28, Ohio State (Feb. 4, 1989; 2nd)  
**Fewest Saves:** ..... 0, Michigan Tech  
 (Jan. 14, 1961; 1st)  
**Most Saves, Overtime:** ..... 17, Minnesota  
 (March 14, 1976)

## OPPONENT TEAM RECORDS - SERIES

**Most Goals:** ..... 26, North Dakota (Feb. 10-11, 1950)  
**Most Assists:** ..... 32, Notre Dame (Jan. 26-27, 1973)  
**Most Points:** ..... 53, Notre Dame (Jan. 26-27, 1973)  
**Most Penalties:** ..... 39, Ohio State (Oct. 9-10, 1987)  
**Most Saves:** ..... 117, Ohio (Jan. 6-7, 1961)  
**Largest Goal Margin:** ..... 22, North Dakota  
 (Feb. 10-11, 1950)

## INDIVIDUAL OPPONENT RECORDS

## GOALS, GAME

5 Dick Scott, Colorado College (Dec. 22, 1956)  
 Mark Taylor, North Dakota (Nov. 23, 1979)

## GOALS, SERIES

8 Jim Ruhl, Michigan Tech (Jan. 12-13, 1950)

## ASSISTS, GAME

6 Doug Smail, North Dakota (Oct. 29, 1977)

## ASSISTS, SERIES

7 Doug Smail, North Dakota (Nov. 23-24, 1979)  
 Jack Brownschidle, Notre Dame (Jan. 14-15, 1977)  
 John Noble, Notre Dame (Jan. 26-27, 1973)

## POINTS, GAME

7 Gary Butler, Michigan (March 7, 1964)  
 George Hill, Michigan Tech (Feb. 22, 1964)  
 Milton Johnson, North Dakota (Feb. 11, 1950)  
 Milton Johnson, North Dakota (Feb. 10, 1950)

## POINTS, SERIES

14 Milton Johnson, North Dakota (Feb. 10-11, 1950)

## PENALTIES, GAME

6 Ron Rolston, Michigan Tech (Dec. 30, 1988)  
 Mike Warus, Lake Superior (Dec. 6, 1985)  
 Paul Fitzsimmons, Northeastern (Oct. 15, 1983)  
 Gary Coons, Western Ontario (Nov. 3, 1973)  
 Dick Paradise, Minnesota (Jan. 20, 1968)

## PENALTIES, SERIES

8 Dick Paradise, Minnesota (Jan. 19-20, 1968)  
 Bob Busse, Wisconsin (Dec. 11-12, 1964)

## PENALTY MINUTES, GAME

22 Geoff Koch, Michigan (Jan. 29, 1999)  
 Bryan Fuss, Lake Superior (Jan. 11, 1997)

## SAVES, GAME

72 Jeff Tscherne, Minnesota (March 14, 1976)

## SAVES, SERIES

117 Paul Gernick, Ohio (Jan. 6-7, 1961)

## FEWEST SAVES, GAME

6 Bill Rowe, Michigan Tech (Jan. 14, 1961)

## GOALS, PERIOD

4 George Morrison, Denver (Feb. 14, 1969; 1st)

## ASSISTS, PERIOD

4 four times; most recent:  
 Jack Brownschidle, Notre Dame (Jan. 15, 1977; 2nd)

## POINTS, PERIOD

5 John Mayasich, Minnesota (Feb. 8, 1952; 2nd)  
 Milton Johnson, North Dakota (Feb. 10, 1950; 3rd)  
 4 Keith Christiansen, Minn.-Duluth (Jan. 27, 1967; 1st)  
 Bruce McLeod, Minn.-Duluth (Jan. 27, 1967; 1st)

## PENALTIES, PERIOD

6 Mike Warus, Lake Superior (Dec. 6, 1985; 2nd)

## PENALTY MINUTES, PERIOD

22 Geoff Koch, Michigan (Jan. 29, 1999; 2nd)  
 Bryan Fuss, Lake Superior (Jan. 11, 1997; 1st)

## MOST SAVES, PERIOD

28 Roger Beedon, Ohio State (Feb. 4, 1989; 2nd)

## FEWEST SAVES, PERIOD

0 Bill Rowe, Michigan Tech (Jan. 14, 1961; 1st)

## SAVES, OVERTIME, PERIOD

17 Jeff Tscherne, Minnesota (March 14, 1976)



## YEAR-BY-YEAR TEAM RECORDS

YEAR	TOTAL			CONF.	W-L-T	FINISH	GF	GA	COACH
	GP	W-L-T	PCT.						
1922	3	0-3-0	.000				2	17	No Coach
1923	6	2-4-0	.333				17	29	No Coach
1924						No team organized			
1925	1	0-1-0	.000				3	6	John Kobs
1926	4	0-4-0	.000				5	15	John Kobs
1927	4	1-3-0	.250				7	9	John Kobs
1928	6	3-3-0	.500				6	14	John Kobs
1929	7	3-3-1	.500				23	19	John Kobs
1930	5	1-4-0	.200				5	18	John Kobs
1931						All games canceled due to weather conditions			
1932-1949						Hockey suspended as varsity sport until 1950			
1950	14	0-14-0	.000				27	157	Harold Paulsen
1950-51	17	6-11-0	.353				65	95	Harold Paulsen
1951-52	20	7-13-0	.350	MCHL	3-9-0	6th of 7	72	110	Amo Bessone
1952-53	22	5-16-1	.250	MCHL	2-16-0	7th of 7	74	104	Amo Bessone
1953-54	23	8-14-1	.370	WIHL	4-13-1	6th of 7	92	81	Amo Bessone
1954-55	27	9-17-1	.352	WIHL	5-14-1	7th of 7	89	125	Amo Bessone
1955-56	23	5-18-0	.217	WIHL	1-17-0	7th of 7	55	96	Amo Bessone
1956-57	22	7-15-0	.318	WIHL	5-15-0	7th of 7	62	71	Amo Bessone
1957-58	23	12-11-0	.522	WIHL	9-11-0	5th of 7	98	73	Amo Bessone
1958-59	24	17-6-1	.729				115	64	Amo Bessone
1959-60	24	4-18-2	.208	WCHA	4-18-2	7th of 7	54	130	Amo Bessone
1960-61	27	11-16-0	.407	WCHA	5-15-0	6th of 7	121	115	Amo Bessone
1961-62	25	13-11-1	.540	WCHA	6-9-1	4th of 7	98	94	Amo Bessone
1962-63	23	11-12-0	.478	WCHA	6-10-0	T-5th of 7	90	108	Amo Bessone
1963-64	26	8-17-1	.327	WCHA	1-12-1	7th of 7	100	134	Amo Bessone
1964-65	29	17-12-0	.586	WCHA	7-7-0	4th of 7	165	118	Amo Bessone
1965-66	29	16-13-0	.552	WCHA	9-11-0	6th of 7	123	111	Amo Bessone
1966-67	32	16-15-1	.516	WCHA	8-11-1	5th of 8	119	121	Amo Bessone
1967-68	29	11-16-2	.414	WCHA	6-13-1	6th of 8	92	111	Amo Bessone
1968-69	28	11-16-1	.411	WCHA	7-10-1	6th of 8	78	91	Amo Bessone
1969-70	29	13-16-0	.448	WCHA	10-12-0	7th of 9	112	124	Amo Bessone
1970-71	31	19-12-0	.613	WCHA	12-10-0	4th of 9	152	124	Amo Bessone
1971-72	36	20-16-0	.556	WCHA	15-13-0	4th of 10	154	129	Amo Bessone
1972-73	36	23-12-1	.653	WCHA	16-9-1	4th of 10	194	149	Amo Bessone
1973-74	38	23-14-1	.618	WCHA	15-12-1	4th of 10	207	177	Amo Bessone
1974-75	40	22-17-1	.563	WCHA	19-12-1	5th of 10	191	173	Amo Bessone
1975-76	40	23-15-2	.600	WCHA	20-12-0	2nd of 10	193	176	Amo Bessone
1976-77	36	14-21-1	.403	WCHA	11-20-1	T-8th of 10	145	189	Amo Bessone
1977-78	36	7-27-2	.222	WCHA	7-23-2	10th of 10	130	201	Amo Bessone
1978-79	36	15-21-0	.417	WCHA	12-20-0	T-8th of 10	140	192	Amo Bessone
1979-80	38	14-24-0	.368	WCHA	12-16-0	8th of 10	158	227	Ron Mason
1980-81	36	12-22-2	.361	WCHA	7-20-1	10th of 10	116	144	Ron Mason
1981-82	42	26-14-2	.643	CCHA	21-10-1	2nd of 11	184	123	Ron Mason
1982-83	42	30-11-1	.726	CCHA	23-9-0	2nd of 12	187	115	Ron Mason





## YEAR-BY-YEAR TEAM RECORDS

YEAR	GP	W-L-T	PCT.	CONF.	W-L-T	FINISH	GF	GA	COACH
1983-84	46	34-12-0	.739	CCHA	21-9-0	T-2nd of 11	241	129	Ron Mason
1984-85	44	38-6-0	.864	CCHA	27-5-0	1st of 9	262	100	Ron Mason
1985-86	45	34-9-2	.777	CCHA	23-7-2	1st of 9	245	161	Ron Mason
1986-87	45	33-10-2	.756	CCHA	23-8-1	2nd of 9	231	156	Ron Mason
1987-88	46	27-16-3	.620	CCHA	18-11-3	3rd of 9	222	173	Ron Mason
1988-89	47	37-9-1	.798	CCHA	25-6-1	1st of 9	277	150	Ron Mason
1989-90	45	35-7-3	.811	CCHA	26-3-3	1st of 9	251	138	Ron Mason
1990-91	40	17-18-5	.488	CCHA	14-13-5	5th of 9	155	130	Ron Mason
1991-92	44	26-10-8	.682	CCHA	18-7-7	3rd of 9	199	143	Ron Mason
1992-93	40	24-14-2	.625	CCHA	18-10-2	4th of 11	169	127	Ron Mason
1993-94	41	23-13-5	.622	CCHA	17-8-5	3rd of 11	155	123	Ron Mason
1994-95	40	25-12-3	.662	CCHA	17-7-3	3rd of 10	183	124	Ron Mason
1995-96	42	28-13-1	.679	CCHA	22-7-1	3rd of 11	154	129	Ron Mason
1996-97	40	23-13-4	.625	CCHA	16-7-4	3rd of 10	145	118	Ron Mason
1997-98	44	33-6-5	.807	CCHA	21-5-4	1st of 11	156	76	Ron Mason
1998-99	42	29-6-7	.774	CCHA	20-3-7	1st of 11	128	64	Ron Mason
1999-2000	42	27-11-4	.690	CCHA	18-8-2	2nd of 12	141	76	Ron Mason
2000-01	42	33-5-4	.833	CCHA	21-4-3	1st of 12	134	57	Ron Mason
2001-02	41	27-9-5	.719	CCHA	18-6-4	2nd of 12	129	73	Ron Mason
2002-03	39	23-14-2	.615	CCHA	17-10-1	4th of 12	154	118	Rick Comley
2003-04	42	23-17-2	.571	CCHA	17-9-2	3rd of 12	136	105	Rick Comley
2004-05	41	20-17-4	.537	CCHA	12-13-3	6th of 12	121	100	Rick Comley
2005-06	45	25-12-8	.644	CCHA	14-7-7	2nd of 12	138	103	Rick Comley
2006-07	42	26-13-3	.655	CCHA	15-10-3	4th of 12	137	102	Rick Comley
2007-08	42	25-12-5	.655	CCHA	19-6-3	3rd of 12	135	98	Rick Comley
2008-09	38	10-23-5	.329	CCHA	7-17-4	T-10th of 12	62	118	Rick Comley
2009-10	38	19-13-6	.579	CCHA	14-8-6	2nd of 12	115	97	Rick Comley
2010-11	38	15-19-4	.447	CCHA	11-15-2	10th of 11	98	107	Rick Comley
2011-12	39	19-16-4	.538	CCHA	14-11-3	5th of 11	111	103	Tom Anastos
2012-13	42	14-25-3	.369	CCHA	9-18-1	11th of 11	87	115	Tom Anastos
2013-14	36	11-18-7	.403	B1G	5-9-6	5th of 6	79	93	Tom Anastos
2014-15	35	17-16-2	.514	B1G	11-7-2	2nd of 6	83	80	Tom Anastos
2015-16	37	10-23-4	.324	B1G	6-12-2	5th of 6	93	124	Tom Anastos
2016-17	35	7-24-4	.257	B1G	3-14-3	6th of 6	84	134	Tom Anastos
2017-18	36	12-22-2	.361	B1G	6-16-2	7th of 7	91	117	Danton Cole
2018-19	36	12-19-5	.403	B1G	8-12-4	7th of 7	99	122	Danton Cole

78 Years 2,516 GP 1,306-1,050-160 (.551)

9,520 GF 8,565 GA



## YEAR-BY-YEAR TEAM LEADERS

YEAR	GOALS	ASSISTS	POINTS	PENALTIES
1949-50	6, Don Kauppi, Bill McCormick	7, Bob Gorman	11, Don Kauppi	10, Jim Doyle
1950-51	11, Bill McCormick	9, C. Bristol, n D. Lord. B. Revou	18, Bill McCormick	16, Dick Lord
1951-52	13, Weldie Olson	18, Jack Mayes	29, Jack Mayes	28, Dick Lord
1952-53	18, Weldie Olson	18, Steve Raz	30, Jack Mayes	29, Dick Lord
1953-54	19, Weldie Olson	22, Weldie Olson	41, Weldie Olson	31, Derio Nicoli
1954-55	21, Weldie Olson	28, Jim Ward	43, Jim Ward	26, Derio Nicoli
1955-56	15, Gene Grazia, Ross Parke	21, Ross Parke	36, Ross Parke	20, Butch Miller
1956-57	12, Ross Parke	13, Ross Parke	25, Ross Parke	29, Ed Pollesel
1957-58	19, Ross Parke	23, Joe Polano	36, Ross Parke	22, Ed Pollesel
1958-59	23, Terry Moroney	26, Dick Hamilton	41, Joe Polano	33, Ed Pollesel
1959-60	8, Jack Roberts	8, Andre LaCoste	14, Jack Roberts	20, Mel Christofferson
1960-61	17, Art Thomas	28, Real Turcotte	43, Real Turcotte	25, Marty Quirk
1961-62	20, Claude Fournel	25, Real Turcotte	35, Claude Fournel	22, Jim Jacobson
1962-63	15, Bob Doyle, Dick Johnstone	14, Dick Johnstone	29, Dick Johnstone	30, Jim Jacobson
1963-64	21, Doug Roberts	25, Mac Orme	40, Mac Orme	30, Jim Jacobson
1964-65	29, Mike Jacobson	33, Doug Roberts	61, Doug Roberts	28, Bob Brawley
1965-66	26, Doug Volmar	28, Doug Volmar	54, Doug Volmar	27, T. Purdo, D. Volmar
1966-67	21, Tom Mikkola, Doug Volmar	25, Sandy McAndrew, Tom Mikkola	46, Tom Mikkola	38, Doug Volmar
1967-68	16, Nino Cristofoli	19, Ken Anstey	30, Ken Anstey	27, Doug French
1968-69	13, Ken Anstey, Bill Watt	20, Ken Anstey	33, Ken Anstey	21, Bill Watt
1969-70	14, Gilles Gagnon, Don Thompson	18, Don Thompson	32, Don Thompson	29, Bill Watt
1970-71	27, Gilles Gagnon	38, Don Thompson	57, Don Thompson	40, Bob Boyd
1971-72	32, Don Thompson	35, Don Thompson	67, Don Thompson	37, Rick Olson
1972-73	35, Steve Colp	41, Bob Boyd	60, Steve Colp	50, Bob Boyd
1973-74	43, Steve Colp	56, Norm Barnes	97, Steve Colp	52, Norm Barnes
1974-75	38, Tom Ross	59, Tom Ross	97, Tom Ross	42, John Sturges
1975-76	51, Tom Ross	54, Tom Ross, Steve Colp	<b>105, Tom Ross</b>	36, John Sturges
1976-77	22, Russ Welch	25, Jim Cunningham	44, Russ Welch	51, Ron Heaslip
1977-78	18, Leo Lynett	23, Russ Welch	40, Russ Welch	39, Jeff Barr
1978-79	20, Joe Omiccioli	30, Russ Welch	46, Russ Welch	25, Conrad Wigginn
1979-80	27, Leo Lynett	37, Russ Welch	61, Leo Lynett	44, Ken Leiter
1980-81	18, Mark Hamway	17, Gary Haight	33, Mark Hamway	32, Gary Haight
1981-82	34, Mark Hamway	51, Newell Brown	73, Newell Brown	33, Newell Brown
1982-83	30, Mark Hamway	29, Newell Brown, Mark Hamway	59, Mark Hamway	31, Newell Brown
1983-84	28, Kelly Miller	43, Craig Simpson	57, Craig Simpson	43, Harvey Smyl
1984-85	31, Craig Simpson	53, Craig Simpson	84, Craig Simpson	42, H. Smyl, K. Miller
1985-86	<b>59, Mike Donnelly</b>	52, Kevin Miller	97, Mike Donnelly	52, K. Miller, B. Shibicky
1986-87	44, Mitch Messier	56, Kevin Miller	92, Mitch Messier	52, Bruce Rendall
1987-88	42, Bobby Reynolds	37, Steve Beadle	67, Bobby Reynolds	62, Jeff Harding
1988-89	36, Bobby Reynolds	45, Kip Miller	77, Bobby Reynolds, Kip Miller	52, Don Gibson
1989-90	48, Kip Miller	<b>60, Pat Murray</b>	101, Kip Miller	<b>71, Don Gibson</b>
1990-91	30, Shawn Heaphy	44, Jason Woolley	59, Jason Woolley	37, Jim Cummins
1991-92	44, Dwayne Norris	51, Peter White	83, Dwayne Norris	37, Nicholas Perreault
1992-93	31, Bryan Smolinski	37, Bryan Smolinski	68, Bryan Smolinski	45, Nicholas Perreault
1993-94	30, Anson Carter	46, Steve Guolla	69, Steve Guolla	50, Nicholas Perreault
1994-95	34, Anson Carter	36, Rem Murray	56, Rem Murray	36, Tony Tuzzolino
1995-96	23, Anson Carter	27, Mike York	43, Anson Carter	52, Tony Tuzzolino
1996-97	24, Mike Watt	29, Mike York	47, Mike York	49, Mike Watt
1997-98	36, Sean Berens	34, Mike York	61, Mike York	36, Chris Bogas
1998-99	22, Mike York	32, Mike York	54, Mike York	37, Sean Patchell
1999-2000	26, Adam Hall	51, Shawn Horcoff	65, Shawn Horcoff	34, Brian Maloney
2000-01	20, John Nail	26, Rustyn Dolyny	39, Rustyn Dolyny	31, Brian Maloney
2001-02	19, Adam Hall	22, John-Michael Liles	35, John-Michael Liles	34, Brian Maloney
2002-03	19, Brian Maloney	35, Brad Fast	50, John-Michael Liles	24, Brian Maloney
2003-04	22, Mike Lalonde	29, Jim Slater	48, Jim Slater	30, Brock Radunske
2004-05	20, Colton Fretter	32, Jim Slater	48, Jim Slater	31, Corey Pottery
2005-06	18, Drew Miller	25, Drew Miller	43, Drew Miller	36, Justin Abdelkader
2006-07	23, Bryan Lerg	25, Tim Kennedy	43, Tim Kennedy	40, Justin Abdelkader
2007-08	20, Tim Kennedy, Bryan Lerg	23, Tim Crowder, Tim Kennedy	43, Tim Kennedy	44, Justin Abdelkader
2008-09	14, Matt Schepke	12, Jeff Petry	24, Matt Schepke	35, Brandon Gentile
2009-10	20, Corey Tropp	25, Jeff Petry	42, Corey Tropp	28, Torey Krug
2010-11	18, Brett Perlini	25, Derek Grant	33, Derek Grant	28, Torey Krug
2011-12	12, Torey Krug	22, Torey Krug	34, Torey Krug	22, Jake Chelios
2012-13	15, Matt Berry	16, Matt Berry	31, Matt Berry	30, Jake Chelios
2013-14	13, Greg Wolfe	19, Jake Chelios	31, Greg Wolfe	19, Rhett Holland
2014-15	12, Matt Berry, Michael Ferrantino	17, Matt Berry	29, Matt Berry	16, Travis Walsh
2015-16	14, Mackenzie MacEachern	17, Mason Appleton	30, Mackenzie MacEachern	22, Rhett Holland
2016-17	12, Mason Appleton	19, Mason Appleton	31, Mason Appleton	23, Rhett Holland
2017-18	19, Mitchell Lewandowski	30, Taro Hirose	42, Taro Hirose	16, Patrick Khodorenko/Jerad Rosburg
2018-19	18, Patrick Khodorenko	35, Taro Hirose	50, Taro Hirose	17, Brennan Sanford

MSU single-season highs in bold italics



## YEAR-BY-YEAR TEAM LEADERS

YEAR	PENALTY MINUTES	GOALIE SAVES	GOALS-AGAINST AVERAGE	SAVE PERCENTAGE
1949-50	20, Jim Doyle	453, Del Reid	11.20, Del Reid (10 GP)	
1950-51	48, Dick Lord	484, Del Reid	5.80, Del Reid (15 GP)	
1951-52	59, Dick Lord	373, Del Reid	5.73, Del Reid (15 GP)	
1952-53	60, Derio Nicoli	409, Gerald Bergin	5.28, Gerald Bergin (14 GP)	
1953-54	65, Derio Nicoli	597, Ed Schiller	3.73, Ed Schiller (16 GP)	
1954-55	73, Derio Nicoli	728, Ed Schiller	4.58, Ed Schiller (24 GP)	
1955-56	56, Butch Miller	772, Ed Schiller	4.28, Ed Schiller (21 GP)	
1956-57	63, Ed Pollesel	525, Joe Selinger	3.40, Joe Selinger (20 GP)	
1957-58	50, Fred DeVuono	678, Joe Selinger	3.27, Joe Selinger (23 GP)	
1958-59	70, Ed Pollesel	770, Joe Selinger	2.67, Joe Selinger (24 GP)	
1959-60	48, Ed Ozybko	790, Eldon VanSpybrook	5.42, Eldon VanSpybrook (24 GP)	
1960-61	50, Marty Quirk	439, John Chandik	3.53, John Chandik (15 GP)	
1961-62	44, Jim Jacobson	721, John Chandik	3.79, John Chandik (25 GP)	.891, John Chandik
1962-63	79, Jim Jacobson	699, John Chandik	4.30, John Chandik (21 GP)	.884, John Chandik
1963-64	79, Jim Jacobson	560, Harry Woolf	4.33, Harry Woolf (20 GP)	.872, Harry Woolf
1964-65	59, Bob Brawley	517, Jerry Fisher	2.54, Alex Terpay (11 GP)	.866, Jerry Fisher
1965-66	57, Tom Purdo	521, Gaye Cooley	3.11, Gaye Cooley (18 GP)	.903, Gaye Cooley
1966-67	100, Doug Volmar	823, Gaye Cooley	4.00, Gaye Cooley (24 GP)	.897, Gaye Cooley
1967-68	56, Dick Bois	564, Bob Johnson	3.40, Rick Duffett (13 GP)	.910, Rick Duffett
1968-69	45, Bill Watt	456, Rick Duffett	2.74, Rick Duffett (16 GP)	.916, Rick Duffett
1969-70	72, Bill Watt	715, Rick Duffett	4.10, Rick Duffett (24 GP)	.881, Rick Duffett
1970-71	88, Bob Boyd	766, Jim Watt	4.08, Jim Watt (25 GP)	.884, Jim Watt
1971-72	85, Rick Olson	1,116, Jim Watt	3.55, Jim Watt (36 GP)	.897, Jim Watt
1972-73	124, Bob Boyd	867, Ron Clark	3.96, Ron Clark (28 GP)	.887, Ron Clark
1973-74	107, Norm Barnes	989, Gary Carr	4.43, Gary Carr (28 GP)	.889, Gary Carr
1974-75	93, John Sturges	1,400, Ron Clark	4.31, Ron Clark (39 GP)	.893, Ron Clark
1975-76	80, John Sturges	<b>1,410, Dave Versical</b>	4.32, Dave Versical (38 GP)	.898, Dave Versical
1976-77	134, Ron Heaslip	941, Dave Versical	5.43, Dave Versical (26 GP)	.872, Dave Versical
1977-78	85, Jeff Barr	757, Dave Versical	5.64, Mark Mazzoleni (14 GP)	.859, Mark Mazzoleni
1978-79	68, Ted Huesing	583, Mark Mazzoleni	5.07, Doug Belland (18 GP)	.865, Doug Belland
1979-80	96, Ken Leiter	763, Mark Mazzoleni	5.81, Mark Mazzoleni (23 GP)	.853, Mark Mazzoleni
1980-81	64, Gary Haight	1,003, Ron Scott	3.89, Ron Scott (40 GP)	.891, Ron Scott
1981-82	75, Gary Haight	992, Ron Scott	2.85, Ron Scott (39 GP)	.901, Ron Scott
1982-83	70, Newell Brown	899, Ron Scott	2.64, Ron Scott (40 GP)	.899, Ron Scott
1983-84	92, Harvey Smyl	734, Norm Foster	2.74, Norm Foster (32 GP)	.898, Norm Foster
1984-85	100, Harvey Smyl	505, Norm Foster	1.64, Bob Essensa (23 GP)	.921, Bob Essensa
1985-86	112, Kevin Miller	623, Norm Foster	3.33, Bob Essensa (23 GP)	.881, Bob Essensa
1986-87	113, Bruce Rendall	545, Norm Foster	2.78, Bob Essensa (25 GP)	.884, Bob Essensa
1987-88	129, Jeff Harding	775, Jason Muzzatti	3.41, Jason Muzzatti (33 GP)	.877, Jason Muzzatti
1988-89	107, Don Gibson	898, Jason Muzzatti	3.03, Jason Muzzatti (42 GP)	.876, Jason Muzzatti
1989-90	<b>167, Don Gibson</b>	795, Jason Muzzatti	2.73, Mike Gilmore (12 GP)	.889, Jason Muzzatti
1990-91	110, Jim Cummins	492, Mike Gilmore	2.66, Mike Gilmore (22 GP)	.901, Mike Gilmore
1991-92	85, Joby Messier	736, Mike Gilmore	3.07, Mike Gilmore (36 GP)	.877, Mike Gilmore
1992-93	91, Bryan Smolinski	877, Mike Buzak	2.93, Mike Buzak (38 GP)	.896, Mike Buzak
1993-94	109, Nicolas Perreault	964, Mike Buzak	2.72, Mike Buzak (39 GP)	.903, Mike Buzak
1994-95	81, Tony Tuzzolino	856, Mike Buzak	2.73, Chad Alban (13 GP)	.901, Mike Buzak
1995-96	120, Tony Tuzzolino	822, Chad Alban	3.07, Chad Alban (40 GP)	.876, Chad Alban
1996-97	120, Tony Tuzzolino	869, Chad Alban	2.72, Chad Alban (39 GP)	.894, Chad Alban
1997-98	75, Chris Bogas	798, Chad Alban	1.57, Chad Alban (40 GP)	.926, Chad Alban
1998-99	86, Chris Bogas	667, Joe Blackburn	1.55, Joe Blackburn (33 GP)	.928, Joe Blackburn
1999-2000	87, Brian Maloney	537, Ryan Miller	1.53, Ryan Miller (26 GP)	.932, Ryan Miller
2000-01	86, Brian Maloney	1,024, Ryan Miller	<b>1.32, Ryan Miller (40 GP)</b>	<b>.950, Ryan Miller</b>
2001-02	71, Brian Maloney	1,039, Ryan Miller	1.77, Ryan Miller (40 GP)	.936, Ryan Miller
2002-03	53, David Booth	914, Matt Migliaccio	2.59, Matt Migliaccio (35 GP)	.914, Matt Migliaccio
2003-04	60, Brock Radunski	710, Dominic Vicari	2.31, Dominic Vicari (29 GP)	.916, Dominic Vicari
2004-05	73, Corey Potter	1,027, Dominic Vicari	2.30, Dominic Vicari (38 GP)	.923, Dominic Vicari
2005-06	117, Corey Potter	778, Jeff Lerg	1.96, Jeff Lerg (31 GP)	.928, Jeff Lerg
2006-07	91, Justin Abdelkader	1,042, Jeff Lerg	2.41, Jeff Lerg (42 GP)	.913, Jeff Lerg
2007-08	107, Justin Abdelkader	1,136, Jeff Lerg	2.22, Jeff Lerg (41 GP)	.926, Jeff Lerg
2008-09	81, Brandon Gentile	1,040, Jeff Lerg	2.94, Jeff Lerg (32 GP)	.917, Jeff Lerg
2009-10	67, Torey Krug	799, Drew Palmisano	2.44, Drew Palmisano	.917, Drew Palmisano
2010-11	59, Torey Krug	708, Drew Palmisano	2.11, Will Yanakeff (14 GP)	.927, Will Yanakeff
2011-12	51, Torey Krug	672, Will Yanakeff	2.50, Will Yanakeff (23 GP)	.922, Will Yanakeff
2012-13	79, Jake Chelios	845, Jake Hildebrand	2.35, Jake Hildebrand (29 GP)	.929, Jake Hildebrand
2013-14	49, Rhett Holland	929, Jake Hildebrand	2.44, Jake Hildebrand (32 GP)	.923, Jake Hildebrand
2014-15	33, Brent Darnell	1,006, Jake Hildebrand	2.18, Jake Hildebrand (35 GP)	.930, Jake Hildebrand
2015-16	55, Rhett Holland	1,046, Jake Hildebrand	3.12, Jake Hildebrand (37 GP)	.904, Jake Hildebrand
2016-17	57, Rhett Holland	637, Ed Minney	3.58, John Lethemon (14 GP)	.883, Ed Minney
2017-18	54, Jerad Rosburg	826, John Lethemon	2.88, John Lethemon (34 GP)	.903, John Lethemon
2018-19	42, Tommy Apap/Brennan Sanford	602, John Lethemon	3.23, Drew DeRidder (17 GP)	.906, Drew DeRidder

MSU single season highs in bold italics



## YEAR-BY-YEAR TEAM RESULTS

1922

**No Coach Overall: 0-3-0**

Jan. 11	Michigan	L	1-5
Jan. 18	NOTRE DAME	L	1-3
Jan. 23	MICHIGAN	L	0-9

1923

**No Coach Overall: 2-4-0**

Jan. 11	Michigan	L	1-5
Jan. 18	NOTRE DAME	L	1-3
Jan. 26	Notre Dame	L	0-11
Feb. 11	LANSING INDEP.	W	6-0
Feb. 17	Michigan	L	0-9
Feb. 25	LANSING INDEP.	W	9-1

1924

**No team organized**

JOHN H. KOBBS  
**1925-30 (six seasons)**  
**8-18-1 (.315)**



Although popularly known for his longtime duties in the dugout for Michigan State's baseball team, John Kobbs also served six seasons behind the bench as MSU's first hockey coach. Compiling an 8-18-1 record, Kobbs's best year came in 1928 when the Spartans went 3-3-0. At one time, he had coaching duties in four sports: baseball,

basketball, hockey and freshmen football. Kobbs died in 1968 at age 69. He was inducted into the MSU Athletics Hall of Fame in 1993.

1925

**Overall: 0-1-0**

Jan. 24	MICHIGAN	L	3-6
---------	----------	---	-----

1926

**Overall: 0-4-0**

Jan. 23	Michigan	L	0-4
Feb. 5	MICHIGAN	L	1-4
Feb. 10	BATTLE CREEK — FISHER BODY	L	4-5
Feb. 19	MINNESOTA	L	0-2

1927

**Overall: 1-3-0**

Jan. 15	NOTRE DAME	L	1-3
Feb. 5	Michigan	W	5-2
Feb. 12	MICHIGAN	L	0-2
Feb. 14	Michigan	L	1-2

1928

**Overall: 3-3-0**

Jan. 25	BATTLE CREEK INDEP.	W	1-0
Jan. 28	BATTLE CREEK INDEP.	W	1-0
Feb. 1	MICHIGAN	W	2-1
Feb. 2	MARQUETTE	L	1-5
Feb. 7	Michigan	L	1-3
Feb. 15	Michigan Tech	L	0-5

1929

**Overall: 3-3-1**

Jan. 12	Battle Creek — Civic Club	L	0-1
Jan. 14	Michigan	L	1-9
Feb. 26	Battle Creek — Ralph's Sport Shop	T	2-0T
Feb. 2	DETROIT	W	0-0
Feb. 5	BATTLE CREEK — CIVIC CLUB	W	4-1
Feb. 9	MICHIGAN	L	2-8
Feb. 15	DETROIT	W	8-0

1930

**Overall: 1-4-0**

Jan. 23	Detroit	L	1-2
Jan. 25	MICHIGAN	L	0-7
Feb. 1	BATTLE CREEK — RALPH'S SPORT SHOP	L	1-2
Feb. 6	DETROIT	W	2-0
Feb. 6	Michigan	L	1-7

1931

All games canceled due to weather conditions.

1932-1949

Hockey suspended as a varsity sport.

HAROLD PAULSEN

**1950-51 (two seasons)**  
**6-25-0 (.194)**



Harold Paulsen took the reigns of the hockey program after a 19-year layoff without a varsity team. His first of two seasons sported a 0-14-0 record, giving up 157 goals while only scoring 27. But his second season, the final season State was without a conference, showed vast improvement, finishing with a 6-11-0 record and a difference of only minus-30

in goal differential. Remembered as one of the greatest players in college hockey, Paulsen was an All-American at Minnesota from 1939 through 1941.

1950

**Overall: 0-14-0**

Jan. 12	MICHIGAN TECH	L	2-6
Jan. 13	MICHIGAN TECH	L	2-15
Jan. 20	MINNESOTA	L	2-8
Jan. 21	MINNESOTA	L	1-11
Feb. 3	Michigan Tech	L	3-13
Feb. 4	Michigan Tech	L	0-10
Feb. 10	NORTH DAKOTA	L	1-14
Feb. 11	NORTH DAKOTA	L	3-12
Feb. 17	Minnesota	L	1-12
Feb. 18	Minnesota	L	0-8
Feb. 22	MICHIGAN	L	4-10
Feb. 28	WESTERN ONTARIO	L	5-9
Mar. 2	Western Ontario	L	2-12
Mar. 10	Michigan	L	1-17

Player	G	A	P
Don Kauppi	5	5	10
Neil Bristol	4	4	8
Bill McCormick	6	1	7
Bill Blair	4	2	6
Bob Finneran	1	4	5
Bob Gorman	2	2	4
Harley Hotchkiss	1	3	4
Bill Calvert	0	4	4
<b>MICHIGAN STATE</b>	<b>23</b>	<b>27</b>	<b>50</b>

1950-51

**Overall: 6-11-0**

Dec. 1	ONTARIO AG. COLL.	W	9-5
Dec. 2	ONTARIO AG. COLL.	W	12-3
Jan. 4	North Dakota	L	4-5
Jan. 5	North Dakota	L	3-7
Jan. 10	MSU FRESHMEN (Exh.)	T	0-0
Jan. 12	ONTARIO AG. COLL.	W	3-1

Jan. 26	Minnesota	L	3-9
Jan. 27	Minnesota	L	2-6
Feb. 2	Michigan Tech	W	4-3
Feb. 3	Michigan Tech	L	2-4
Feb. 9	MINNESOTA	L	3-7
Feb. 10	MINNESOTA	L	1-7
Feb. 15	MICHIGAN TECH	W	3-2
Feb. 16	MICHIGAN TECH	W	5-3
Feb. 21	MICHIGAN	L	1-10
Feb. 27	DENVER	L	2-7
Feb. 28	DENVER	L	2-7
Mar. 3	Michigan	L	6-9

Player	G	A	P	PIM
Bill McCormick	12	7	19	4
Dick Lord	8	9	17	28
Conrad Buck	10	5	15	14
Bill Blair	7	8	15	14
Bob Revou	5	9	14	2
Neil Bristol	4	9	13	10
Dick Northey	4	7	11	22
Ray Brooks	3	6	9	20
Bob Gorman	4	3	7	8
Jim Doyle	2	5	7	20
George Bolton	3	2	5	6
Bob Hansen	3	1	4	4
Bill Finneran	0	2	2	10
Joe Saurez	0	2	2	6
Al Maki	0	1	1	0
Bill Calvert	0	1	1	0
Gus Carlson	0	0	0	10
<b>MICHIGAN STATE</b>	<b>65</b>	<b>77</b>	<b>142</b>	<b>178</b>

AMO BESSONE

**1951-79 (28 seasons)**  
**367-427-20 (.463)**



Amo Bessone still ranks as the longest running hockey coach in Michigan State history, guiding the Spartans for 28 seasons. During his first tenure in 1951-52, his team tallied a win in his very first contest, defeating Ontario Agricultural College, 8-2, and also participated in conference play for the first time (MCHL).

The 1957-58 season began to set the stage for the program in becoming one of the top schools in the nation. En route to completing its first winning season at 12-11, MSU tallied a school-record 18 goals against Ohio State. A year later, the Spartans would advance to their first NCAA tournament, bowing out to North Dakota, 4-3 in overtime, of the championship game. Seven years later, Bessone led Michigan State to its first national title with a 6-1 win over Clarkson, March 19, 1966, and was named Coach of the Year. In his final game with MSU, Bessone captured his 367th win of his career with a 5-3 victory over Michigan. Three former Olympians, Weldon Olson, Gene Grazia and Doug Volmar, were tutored by Bessone.

1951-52

**Overall: 7-13-0 MCHL: 3-9-0 (6th)**

Nov. 29	ONTARIO AG. COLL.	W	8-2
Nov. 30	ONTARIO AG. COLL.	W	7-4
Dec. 5	MICHIGAN	L	1-11
Jan. 7	Denver	L	2-8
Jan. 8	Denver	L	4-7
Jan. 11	NORTH DAKOTA	L	2-7
Jan. 12	NORTH DAKOTA	W	4-3
Jan. 16	Michigan	L	1-7
Jan. 25	MICHIGAN TECH	W	9-4
Jan. 26	MICHIGAN TECH	W	6-4
Feb. 8	Minnesota	L	2-9
Feb. 9	Minnesota	L	4-6
Feb. 12	COLORADO COLLEGE	L	0-3
Feb. 13	COLORADO COLLEGE	L	3-6
Feb. 15	Michigan Tech	W	5-3
Feb. 16	Michigan Tech	W	3-2
Feb. 22	MINNESOTA	L	4-5
Feb. 23	MINNESOTA	L	3-5



## YEAR-BY-YEAR TEAM RESULTS

Feb. 29	MICHIGAN	L	2-8
Mar. 1	Michigan #	L	2-6
# Non-League game			

Player	GP	G	A	P	PIM
Jack Mayes	20	11	18	29	22
Weldon Olson	20	13	6	19	8
Hal Passerini	17	8	5	13	33
Bill McCormick	20	5	5	13	16
Gordon King	19	5	7	12	6
Steve Raz	18	5	6	11	27
John Thomas	19	2	7	9	10
Derio Nicoli	20	2	5	7	49
Dick Lord	20	3	2	5	59
John Sibbald	12	3	2	5	2
Bob Barry	17	2	3	5	8
Ray Brooks	20	0	5	5	0
Dick Northey	20	1	3	4	2
Bob Revou	20	3	0	3	0
Conrad Buck	20	2	1	3	8
Others	4	3	7	2	
<b>MICHIGAN STATE</b>	<b>20</b>	<b>72</b>	<b>78</b>	<b>150</b>	<b>252</b>

1952-53

Overall: 5-16-1 MCHL: 2-16-0 (7th)

Dec. 5	ST. LAWRENCE	W	3-2
Dec. 12	TORONTO	T OT	6-6
Dec. 26	North Dakota	L	4-5
Dec. 27	North Dakota	L OT	4-5
Dec. 30	Denver	L OT	1-2
Dec. 31	Denver	L	4-5
Jan. 2	Colorado College	L	4-6
Jan. 3	Colorado College	L	3-5
Jan. 7	MICHIGAN	L	0-6
Jan. 9	Minnesota	L	1-3
Jan. 10	Minnesota	L	0-5
Jan. 14	Michigan	L	2-10
Jan. 22	ONTARIO AG. COLL.	W	13-1
Jan. 23	ONTARIO AG. COLL.	W	7-1
Feb. 6	Michigan Tech	W	2-1
Feb. 7	Michigan Tech	L	2-5
Feb. 11	Michigan	L	0-4
Feb. 20	MICHIGAN TECH	W OT	6-5
Feb. 21	MICHIGAN TECH	L	3-5
Mar. 4	MICHIGAN	L	4-8
Mar. 6	MINNESOTA	L	3-7
Mar. 7	MINNESOTA	L	2-7

Player	G	A	P
Jack Mayes	15	12	27
Weldon Olson	16	9	25
Jim Ward	7	11	18
Steve Raz	4	11	15
Dick Lord	7	6	13
Ray Brooks	5	8	13
Bob Revou	3	6	9
Gordon King	2	7	9
Derio Nicoli	3	3	6
John Gipp	2	4	6
George Bolton	3	2	5
Dick Northey	2	3	5
John Thomas	2	2	4
Henry Campanini	0	3	3
Dick Sylvia	0	1	1
<b>MICHIGAN STATE</b>	<b>71</b>	<b>88</b>	<b>159</b>

1953-54

Overall: 8-14-1 WIHL: 4-13-1 (6th)

Nov. 27	St. Lawrence	L	3-5
Nov. 28	Clarkson	W	9-1
Nov. 30	St. Lawrence	W	5-1
Dec. 4	ONTARIO AG. COLL.	W	13-4
Dec. 5	ONTARIO AG. COLL.	W	6-1
Dec. 15	DETROIT RED WINGS (Exh.)	L	4-15
Jan. 8	MICHIGAN	L	4-7
Jan. 9	Michigan	L	1-3
Jan. 22	Minnesota	L	4-5
Jan. 23	Minnesota	L	3-8
Jan. 29	MINNESOTA	L	2-7
Jan. 30	MINNESOTA	L	3-5
Feb. 5	DENVER	L OT	2-3
Feb. 6	DENVER	L	4-5
Feb. 9	COLORADO COLLEGE	L OT	2-3

Feb. 10	COLORADO COLLEGE	W	8-4
Feb. 19	MICHIGAN	T OT	0-0
Feb. 20	Michigan	L	2-3
Feb. 26	Michigan Tech	W	4-1
Feb. 27	Michigan Tech	L	1-2
Mar. 5	NORTH DAKOTA	L	5-6
Mar. 6	NORTH DAKOTA	W OT	2-1
Mar. 8	MICHIGAN TECH	L	3-5
Mar. 9	MICHIGAN TECH	W	6-1

Player	G	A	P	PIM
Weldon Olson	21	19	40	23
Gordon King	14	11	25	16
Derio Nicoli	7	17	24	60
Jim Ward	13	10	23	31
John Gipp	5	12	17	25
Jack Mayes	9	6	15	4
John Thomas	4	9	13	30
Charlie Waks	3	10	13	6
Dave Hendrickson	6	3	9	2
Steve Raz	3	4	7	16
Joe Sauve	2	5	7	34
John Polomsky	2	2	4	8
Bert Pomerleau	2	1	3	2
Henry Campanini	0	3	3	17
Ed Werner	1	1	2	12
Larry Cooper	0	1	1	0
Karl Jackson	0	1	1	0
<b>MICHIGAN STATE</b>	<b>92</b>	<b>115</b>	<b>207</b>	<b>286</b>

1954-55

Overall: 9-17-1 WIHL: 5-14-1 (7th)

Nov. 6	Rensselaer	L	0-3
Nov. 17	Detroit Red Wings (Exh.)	L	3-13
Nov. 27	Clarkson	L	5-10
Nov. 29	St. Lawrence	W	5-4
Dec. 3	NORTH DAKOTA	W	6-2
Dec. 4	NORTH DAKOTA	L	3-4
Dec. 17	Denver	L	3-8
Dec. 18	Denver	W	5-4
Dec. 21	Colorado College	L	4-5
Dec. 22	Colorado College	W	4-2
Dec. 31	MICHIGAN TECH	L	1-5
Jan. 1	MICHIGAN TECH	W	5-3
Jan. 7	MICHIGAN	L	0-7
Jan. 8	Michigan	L	1-3
Jan. 21	Michigan Tech	L	4-9
Jan. 22	Michigan Tech	L	2-5
Jan. 28	WESTERN ONTARIO	L	1-8
Jan. 29	WESTERN ONTARIO	W	4-2
Feb. 4	Minnesota	L	0-7
Feb. 5	Minnesota	L	2-3
Feb. 11	MICHIGAN	L	4-7
Feb. 12	Michigan	L	3-4
Feb. 18	North Dakota	L OT	2-3
Feb. 19	North Dakota	W	2-1
Feb. 25	MINNESOTA	T OT	5-5
Feb. 26	MINNESOTA	L	6-7
Mar. 4	ONTARIO AG. COLL.	W	9-2
Mar. 5	ONTARIO AG. COLL.	W	3-2

Player	G	A	P	PIM
Jim Ward	15	28	43	20
Weldon Olson	21	20	41	26
Jack Mayes	9	12	21	26
Derio Nicoli	9	11	20	73
Steve Raz	8	7	15	19
Gordon King	7	5	12	16
John Gipp	3	5	8	26
Bert Pomerleau	5	2	7	4
John Polomsky	4	2	6	38
Dave Hendrickson	3	3	6	12
Larry Cooper	0	4	4	6
Joe Sauve	1	2	3	44
Henry Campanini	1	2	3	9
Gene Grazia	2	0	2	4
Karl Jackson	2	0	2	2
Stan DuBois	1	1	2	2
Ed Werner	0	1	1	8
<b>MICHIGAN STATE</b>	<b>89</b>	<b>107</b>	<b>196</b>	<b>370</b>

1955-56

Overall: 5-18-0 WIHL: 1-17-0 (7th)

Nov. 24	St. Lawrence	W	2-0
Nov. 25	Clarkson	L	1-6
Nov. 26	Middlebury ^	W	6-2
Dec. 2	North Dakota	L	1-3
Dec. 3	North Dakota	L	4-5
Dec. 16	DENVER	L	1-7
Dec. 17	DENVER	W	4-3
Dec. 22	Minnesota	L	1-7
Dec. 23	Minnesota	L	3-4
Jan. 6	MICHIGAN	L	2-5
Jan. 7	Michigan	L	1-3
Jan. 17	Detroit Red Wings (Exh.)	L	3-9
Jan. 20	MICHIGAN	L OT	2-3
Jan. 21	Michigan	L	1-7
Jan. 27	Michigan Tech	L	1-8
Jan. 28	Michigan Tech	L OT	5-6
Feb. 3	COLORADO COLLEGE	L	2-4
Feb. 4	COLORADO COLLEGE	L	1-6
Feb. 13	MINNESOTA	L OT	1-2
Feb. 14	MINNESOTA	L OT	1-2
Feb. 24	MICHIGAN TECH	L	3-4
Feb. 25	MICHIGAN TECH	L	1-3
Mar. 2	ONTARIO AG. COLL.	W	4-2
Mar. 3	ONTARIO AG. COLL.	W	7-4

^ Game played in Canton, NY

Player	G	A	P	PIM
Ross Parke	15	21	36	18
Gene Grazia	15	8	23	6
Dave Hendrickson	7	10	17	8
Bob Jasson	4	4	8	12
Elwood Miller	2	3	5	56
Tom Balai	4	0	4	8
Karl Jackson	2	2	4	4
Gordon Lassila	1	3	4	24
Stan DuBois	1	3	4	2
Bert Pomerleau	0	4	4	2
George Bolton	2	1	3	4
Art Barker	1	1	2	10
Ken James	1	1	2	8
John Polomsky	0	2	2	28
John Zimmerman	0	1	1	0
<b>MICHIGAN STATE</b>	<b>55</b>	<b>64</b>	<b>119</b>	<b>190</b>

1956-57

Overall: 7-15-0 WIHL: 5-15-0 (7th)

Nov. 30	North Dakota	L	1-4
Dec. 1	North Dakota	L	0-1
Dec. 11	Detroit Red Wings (Exh.)	L	3-10
Dec. 18	Denver	W	3-2
Dec. 19	Denver	L	1-3
Dec. 22	Colorado College	L	2-8
Dec. 23	Colorado College	L	1-7
Dec. 26	vs. Michigan ^	T	2-2
Dec. 27	vs. Michigan ^^	L	2-5
Jan. 8	MICHIGAN	L	3-4
Jan. 11	ONTARIO AG. COLL.	W	14-2
Jan. 12	ONTARIO AG. COLL.	W	6-1
Jan. 15	Michigan	L	2-3
Jan. 25	MICHIGAN TECH	L	1-3
Jan. 26	MICHIGAN TECH	L	2-4
Feb. 1	MINNESOTA	W	2-1
Feb. 2	MINNESOTA	W	4-0
Feb. 8	Michigan Tech	L	3-5
Feb. 9	Michigan Tech	L	2-6
Feb. 22	MICHIGAN	L	4-5
Feb. 23	Michigan	L	1-2
Mar. 1	Minnesota	W	4-2
Mar. 2	Minnesota	L	2-3
Mar. 8	NORTH DAKOTA	W	4-2
Mar. 9	NORTH DAKOTA	L	0-3

^ Game played in Phoenix, Ariz.

^^ Game played in Albuquerque, N.M.

Player	G	A	P	PIM
Ross Parke	12	13	25	12
Gene Grazia	7	12	19	14
Joe Polano	6	10	16	18
Bill MacKenzie	4	10	14	2
Fred DeVuono	7	5	12	18
Bob Jasson	5	7	12	18





## YEAR-BY-YEAR TEAM RESULTS

Dick Hamilton	2	10	12	4
Keith Christofferson	5	6	11	8
Ed Pollesel	3	5	8	68
Bruno Pollesel	2	3	5	28
Ken James	3	1	4	10
Tony Bonacci	3	0	3	0
Glenn MacDonald	1	2	3	12
Paul Hruby	0	2	2	0
Elwood Miller	1	0	1	18
<b>MICHIGAN STATE</b>	<b>61</b>	<b>86</b>	<b>147</b>	<b>230</b>

1957-58

<b>Overall: 12-11-0 9-11-0 WIHL (5th)</b>				
Dec. 4	Detroit Red Wings (Exh.)	L	3-10	
Dec. 7	Ohio State	W	18-0	
Dec. 17	COLORADO COLLEGE	L	2-7	
Dec. 18	COLORADO COLLEGE	W	6-4	
Dec. 20	DENVER	L	1-5	
Dec. 21	DENVER	L	2-4	
Jan. 4	HARVARD	W	6-2	
Jan. 8	MICHIGAN	W	4-2	
Jan. 10	Minnesota	L	3-4	
Jan. 11	Minnesota	W	3-2	
Jan. 15	Michigan	L	2-4	
Jan. 17	MICHIGAN TECH	W	4-3	
Jan. 18	MICHIGAN TECH	W	6-1	
Jan. 24	North Dakota	L	2-5	
Jan. 25	North Dakota	L	3-6	
Jan. 31	OHIO STATE	W	17-3	
Feb. 7	Michigan Tech	W	5-2	
Feb. 8	Michigan Tech	L	1-3	
Feb. 14	MICHIGAN	W	3-1	
Feb. 15	Michigan	W	OT 2-1	
Feb. 21	NORTH DAKOTA	L	1-3	
Feb. 22	NORTH DAKOTA	L	OT 2-3	
Feb. 28	MINNESOTA	W	4-3	
Mar. 1	MINNESOTA	L	1-5	

Player	GP	G	A	P	PIM
Ross Parke	20	12	12	24	11
Joe Polano	20	3	18	21	18
Terry Moroney	20	14	6	20	6
Fred DeVuono	20	8	6	14	38
Bob Jasson	20	2	9	11	28
Dick Hamilton	14	2	8	10	11
Keith Christofferson	20	4	4	8	10
Bill MacKenzie	18	6	1	7	0
Bruno Pollesel	20	2	5	7	41
Ed Pollesel	20	2	3	5	34
Jack Roberts	20	1	3	4	0
Mel Christofferson	20	1	2	3	4
Bob Norman	20	0	2	2	26
Gene Grazia	4	0	2	2	0
Bob Armstrong	10	0	1	1	2
Glenn MacDonald	4	0	1	1	2
Joe Selinger	20	0	1	1	2
Gary Bowman	10	0	0	0	2
<b>MICHIGAN STATE</b>	<b>20</b>	<b>57</b>	<b>84</b>	<b>141</b>	<b>235</b>

1958-59

## NCAA Tournament Finalist

Overall: 17-6-1

Dec. 2	Detroit Red Wings (Exh.)	L	3-11	
Dec. 5	NORTH DAKOTA	W	6-0	
Dec. 6	NORTH DAKOTA	L	4-5	
Dec. 26	Northeastern ^	W	7-1	
Dec. 28	Boston College ^	W	6-0	
Dec. 30	Boston University ^	W	3-2	
Jan. 1	Brown #	W	11-3	
Jan. 2	Princeton #	W	7-4	
Jan. 3	Rensselaer #	W	10-3	
Jan. 9	Minnesota	L	3-7	
Jan. 10	Minnesota	T	OT 3-3	
Jan. 23	MINNESOTA	W	5-4	
Jan. 24	MINNESOTA	W	5-4	
Jan. 30	Michigan Tech	W	7-0	
Jan. 31	Michigan Tech	L	OT 4-5	
Feb. 6	MICHIGAN	W	3-1	
Feb. 7	Michigan	W	5-2	
Feb. 13	North Dakota	W	3-2	
Feb. 14	North Dakota	L	2-4	
Feb. 27	MICHIGAN TECH	W	3-0	
Feb. 28	MICHIGAN TECH	W	5-2	

Mar. 6	MICHIGAN	L	2-4	
Mar. 7	Michigan	W	4-1	
Mar. 13	Boston College!	W	4-3	
Mar. 14	North Dakota!	L	OT 3-4	
^ Boston Invitational; Boston, Mass.				
# RPI Tournament; Troy, N.Y.				
! - NCAA Frozen Four; Troy, N.Y.				

Player	GP	G	A	P
Joe Polano	24	18	23	41
Dick Hamilton	24	14	26	40
Terry Moroney	24	23	15	38
Ed Pollesel	23	8	19	27
Andre LaCoste	24	9	14	23
Bill MacKenzie	24	9	12	21
Fred DeVuono	24	9	8	17
Glenn MacDonald	24	7	7	14
Jack Roberts	22	8	4	12
Bob Norman	24	2	8	10
Tom Mustonen	17	3	6	9
Bruno Pollesel	21	2	3	5
Bob Armstrong	24	1	4	5
Mel Christofferson	24	2	2	4
Elwood Miller	24	0	4	4
Ed Ozybko	12	0	2	2
Jim Attack	5	0	1	1
Herb Brodsky	3	0	1	1
Joe Selinger	24	0	1	1
<b>MICHIGAN STATE</b>	<b>24</b>	<b>115</b>	<b>160</b>	<b>275</b>

1959-60

Overall: 4-18-2 WCHA: 4-18-2 (7th)

Nov. 27	North Dakota	T	OT 2-2	
Nov. 28	North Dakota	L	1-5	
Dec. 7	COLORADO COLLEGE	L	3-4	
Dec. 8	COLORADO COLLEGE	L	1-5	
Dec. 18	Colorado College	L	3-5	
Dec. 19	Colorado College	L	3-6	
Dec. 21	Denver	L	1-10	
Dec. 22	Denver	L	0-11	
Jan. 8	NORTH DAKOTA	L	5-6	
Jan. 9	NORTH DAKOTA	W	4-3	
Jan. 15	Michigan	L	1-6	
Jan. 16	MICHIGAN	W	4-2	
Jan. 22	Michigan Tech	T	OT 3-3	
Jan. 23	Michigan Tech	L	1-9	
Feb. 5	MICHIGAN TECH	L	3-5	
Feb. 6	MICHIGAN TECH	L	0-7	
Feb. 9	MICHIGAN	W	4-3	
Feb. 16	Michigan	L	3-5	
Feb. 19	Minnesota	L	0-5	
Feb. 20	Minnesota	L	3-10	
Feb. 26	DENVER	L	0-5	
Feb. 27	DENVER	L	1-5	
Mar. 4	MINNESOTA	L	OT 4-5	
Mar. 5	MINNESOTA	W	4-3	

Player	GP	G	A	P
Jack Roberts	24	8	6	14
Terry Moroney	24	7	7	14
Andre LaCoste	24	6	8	14
Tom Mustonen	24	7	6	13
Claude Fournel	16	7	6	13
Real Turcotte	16	5	5	10
Jim Attack	22	4	5	9
Frank Silka	24	4	4	8
Ed Ozybko	24	2	4	6
Bob Norman	24	0	5	5
Mel Christofferson	24	1	3	4
Gus Hendrickson	24	1	1	2
Tom Boucher	14	0	2	2
Bob Armstrong	8	0	2	2
Al Checchio	14	1	0	1
Bob Kempf	24	0	1	1
Eldon VanSpybrook	24	0	1	1
<b>MICHIGAN STATE</b>	<b>24</b>	<b>53</b>	<b>66</b>	<b>119</b>

1960-61

Overall: 11-16-0 WCHA: 5-15-0 (6th)

Nov. 24	St. Lawrence	W	8-5	
Nov. 25	Clarkson	W	8-4	
Nov. 26	St. Lawrence	L	2-6	
Dec. 2	MINNESOTA	L	3-6	

Dec. 3	MINNESOTA	L	OT 5-6	
Dec. 16	Colorado College	W	5-2	
Dec. 17	Colorado College	L	OT 5-6	
Dec. 19	Denver	L	2-10	
Dec. 20	Denver	L	0-9	
Jan. 6	OHIO UNIVERSITY	W	12-0	
Jan. 7	OHIO UNIVERSITY	W	8-1	
Jan. 13	Michigan Tech (forfeit)	W	1-0	
Jan. 14	Michigan Tech	L	3-7	
Jan. 20	MICHIGAN TECH	W	4-3	
Jan. 21	MICHIGAN TECH	L	1-3	
Jan. 27	Minnesota	L	2-5	
Jan. 28	Minnesota	L	3-7	
Feb. 3	MICHIGAN	W	3-2	
Feb. 4	Michigan	L	OT 2-3	
Feb. 10	North Dakota	L	3-6	
Feb. 11	North Dakota	L	3-4	
Feb. 17	Ohio University	W	14-1	
Feb. 18	Ohio University	W	12-4	
Feb. 24	NORTH DAKOTA	L	2-4	
Feb. 25	NORTH DAKOTA	W	6-1	
Mar. 3	MICHIGAN	L	1-6	
Mar. 4	Michigan	L	3-4	

Player	GP	G	A	P
Real Turcotte	26	15	28	43
Walt Johnstone	27	11	24	35
Bob Doyle	18	16	17	33
Andre LaCoste	26	11	16	27
Art Thomas	27	17	6	23
Pat Baldwin	27	15	6	21
Martin Quirk	25	5	13	18
Frank Silka	27	3	14	17
Tom Lackey	27	8	7	15
Jim Attack	27	4	9	13
Tom Mustonen	21	2	7	9
Claude Fournel	9	5	3	8
Ed Ozybko	18	2	5	7
Tom Boucher	16	3	3	6
Bob Kempf	27	0	6	6
Gus Hendrickson	23	1	1	2
Al Checchio	9	0	2	2
Dan Daley	11	1	0	1
Gary Panks	2	0	1	1
Joe Delellis	4	0	0	0
Jim Bystrom	7	0	0	0
<b>MICHIGAN STATE</b>	<b>27</b>	<b>119</b>	<b>168</b>	<b>287</b>
<b>OPPONENTS</b>	<b>27</b>	<b>111</b>	<b>138</b>	<b>249</b>

1961-62

Overall: 13-11-1 WCHA: 6-9-1 (4th)

Nov. 23	St. Lawrence	W	3-2	
Nov. 24	Clarkson	L	0-3	
Nov. 25	St. Lawrence	W	OT 3-2	
Dec. 1	North Dakota	W	5-3	
Dec. 2	North Dakota	L	4-6	
Dec. 22	MINNESOTA-DULUTH	W	5-2	
Dec. 23	MINNESOTA-DULUTH	W	6-1	
Dec. 26	Northeastern #	W	OT 13-4	
Dec. 28	Queen's #	W	OT 6-1	
Jan. 5	MINNESOTA	W	5-3	
Jan. 6	MINNESOTA	W	5-2	
Jan. 11	COLORADO COLLEGE	W	5-4	
Jan. 12	COLORADO COLLEGE	W	8-2	
Jan. 26	Minnesota	T	OT 1-1	
Jan. 27	Minnesota	W	5-3	
Feb. 2	MICHIGAN	L	3-5	
Feb. 3	Michigan	L	1-5	
Feb. 9	Michigan Tech	L	2-8	
Feb. 10	Michigan Tech	L	OT 2-3	
Feb. 15	DENVER	L	4-6	
Feb. 16	DENVER	L	3-6	
Feb. 23	MICHIGAN	L	2-4	
Feb. 24	Michigan	L	2-10	
Mar. 1	Michigan Tech %	L	1-5	
Mar. 2	Denver %	W	OT 4-3	

# Boston Invitational; Boston, Mass.

% WCHA Playoffs; Ann Arbor, Mich.

Player	GP	G	A	P	PIM
Claude Fournel	23	18	15	33	32
Real Turcotte	23	8	23	31	10
Bob Doyle	23	11	12	23	24



## YEAR-BY-YEAR TEAM RESULTS

Art Thomas	23	8	15	23	4
Walt Johnstone	23	5	17	22	18
Tom Lackey	22	14	5	19	10
Carl Lackey	22	4	9	13	10
Marty Quirk	21	6	7	13	18
Jim Jacobson	23	6	4	10	44
Frank Silka	23	2	8	10	28
Gus Hendrickson	22	5	4	9	16
Pat Baldwin	23	3	4	7	6
Tony Elliott	20	3	2	5	10
Nick Musat	22	0	4	4	16
Dan Daley	20	0	1	1	6
Bob Kempf	23	0	1	1	28
John Chandik	23	0	0	0	2
Lyle Miller	3	0	0	0	0
Mac Orme	1	0	0	0	0
Bench	-	-	-	-	4
<b>MICHIGAN STATE</b>	<b>23</b>	<b>93</b>	<b>131</b>	<b>224</b>	<b>286</b>
<b>OPPONENTS</b>	<b>23</b>	<b>86</b>	<b>128</b>	<b>214</b>	<b>286</b>

1962-63

Overall: 11-12-0 WCHA: 6-10-0 (Tied 5th)

Nov. 22	St. Lawrence	W	7-3
Nov. 23	Clarkson	W	2-1
Nov. 24	St. Lawrence	L	4-5
Nov. 30	Michigan	W OT	2-1
Dec. 1	Michigan	W	4-3
Dec. 7	NORTH DAKOTA	L	4-11
Dec. 8	NORTH DAKOTA	W	6-5
Jan. 4	Denver	L	2-6
Jan. 5	Colorado College	L OT	7-8
Jan. 7	Denver	L	4-6
Jan. 8	Colorado College	L	7-8
Jan. 11	MINNESOTA-DULUTH	W	5-4
Jan. 12	MINNESOTA-DULUTH	L	3-4
Jan. 25	MICHIGAN TECH	L	2-6
Jan. 26	MICHIGAN TECH	L	2-6
Feb. 1	Minnesota-Duluth	W	5-4
Feb. 2	Minnesota-Duluth	W	4-1
Feb. 15	Minnesota	L	4-7
Feb. 16	Minnesota	L	1-6
Feb. 22	MICHIGAN	W	6-2
Feb. 23	MICHIGAN	W	2-1
Mar. 1	MINNESOTA	L	1-7
Mar. 2	MINNESOTA	W	6-3

Player	GP	G	A	P	PIM
Walt Johnstone	23	15	14	29	14
Bob Doyle	22	15	12	27	24
Tom Lackey	23	10	12	22	2
Art Thomas	21	8	9	17	0
Jim Jacobson	23	3	11	14	79
Carl Lackey	21	1	13	14	21
Tony Elliott	23	7	6	13	10
Doug Roberts	21	7	6	13	34
Claude Fournel	9	7	4	11	8
Mac Orme	17	6	4	10	2
Real Turcotte	9	4	4	8	16
Rick Hargreaves	23	3	4	7	27
Mark Williams	23	2	3	5	22
Jack Ford	23	1	3	4	4
Pat Baldwin	16	1	3	4	2
Nick Musat	23	0	2	2	34
Jim Lawrence	21	0	2	2	8
Gary Goble	12	0	0	0	0
Dan Daley	2	0	0	0	0
Marty Quirk	2	0	0	0	4
John Chandik	21	0	0	0	2
<b>MICHIGAN STATE</b>	<b>23</b>	<b>90</b>	<b>112</b>	<b>202</b>	<b>313</b>
<b>OPPONENTS</b>	<b>23</b>	<b>105</b>	<b>130</b>	<b>235</b>	<b>264</b>

Goaltender	GP	GAASv. Pct.
John Chandik	21	4.3 .884
Harry Woolf	3	5.3 .814

1963-64

Overall: 8-17-1 WCHA: 1-12-1 (7th)

Nov. 28	St. Lawrence	W	5-1
Nov. 29	Clarkson	L	1-7
Nov. 30	St. Lawrence	L	3-5
Dec. 13	OHIO UNIVERSITY	W	6-4
Dec. 14	OHIO UNIVERSITY	W	7-1

Dec. 20	Colorado College	L	2-6
Dec. 21	Colorado College	W OT	5-4
Jan. 10	Minnesota-Duluth	L	2-5
Jan. 11	Minnesota-Duluth	L	1-6
Jan. 16	Ohio State	W	10-2
Jan. 17	Ohio University	W	11-1
Jan. 18	Ohio University	W	7-4
Jan. 24	Minnesota	L	2-6
Jan. 25	Minnesota	L	2-4
Jan. 31	MINNESOTA	L	6-7
Feb. 1	MINNESOTA	L	2-4
Feb. 7	MINNESOTA-DULUTH	L	1-6
Feb. 8	MINNESOTA-DULUTH	W	4-2
Feb. 14	MICHIGAN	L	0-2
Feb. 15	Michigan	L	2-7
Feb. 21	Michigan Tech	L	3-7
Feb. 22	Michigan Tech	L	1-11
Feb. 28	COLORADO COLLEGE	L OT	4-5
Feb. 29	COLORADO COLLEGE	T OT	5-5
Mar. 6	MICHIGAN	L	4-9
Mar. 7	Michigan	L	4-13

Player	GP	G	A	P	PIM
Mac Orme	26	15	25	40	45
Doug Roberts	22	21	14	35	46
Mike Coppo	26	13	10	23	8
Carl Lackey	24	7	16	23	26
Tony Elliott	26	10	8	18	22
Jim Jacobson	26	4	13	17	79
Rick Hargreaves	26	9	7	16	42
Don Heaphy	25	6	5	11	23
Jim Lawrence	26	6	4	10	14
Gary Goble	26	2	7	9	12
Nick Musat	26	1	5	6	47
Matt Mulcahy	26	3	2	5	18
Lyle Miller	22	1	3	4	14
Jack Ford	21	1	3	4	2
Alex Terpay	21	1	0	1	2
Dainis Vedejs	11	0	0	0	4
Dick Harper	3	0	0	0	0
<b>MICHIGAN STATE</b>	<b>26</b>	<b>100</b>	<b>122</b>	<b>222</b>	<b>404</b>
<b>OPPONENTS</b>	<b>26</b>	<b>134</b>	<b>173</b>	<b>307</b>	<b>392</b>

Goaltender	GP	GAASv. Pct.
Harry Woolf	21	4.3 .872
Alex Terpay	-	6.6 .804
Nick Musat	-	8.0 .733

1964-65

Overall: 17-12-0 WCHA: 7-7-0 (4th)

Nov. 26	St. Lawrence	W	6-5
Nov. 27	Clarkson	L	2-3
Nov. 28	St. Lawrence	W	8-5
Dec. 4	OHIO UNIVERSITY	W	12-0
Dec. 5	OHIO UNIVERSITY	W	13-1
Dec. 11	WISCONSIN	W	9-2
Dec. 12	WISCONSIN	W	9-0
Jan. 1	Brown <>	L	2-6
Jan. 2	Providence <>	L OT	5-6
Jan. 8	Minnesota	W	4-3
Jan. 9	Minnesota	L	2-5
Jan. 15	Colorado College	L	1-3
Jan. 16	Colorado College	W	10-3
Jan. 22	MINNESOTA	W	7-5
Jan. 23	MINNESOTA	L	5-6
Jan. 27	MICHIGAN	L	3-6
Jan. 29	Minnesota-Duluth	W	5-4
Jan. 30	Minnesota-Duluth	L	1-7
Feb. 5	Michigan	W	7-4
Feb. 6	MICHIGAN	W	6-2
Feb. 12	Wisconsin	W	8-4
Feb. 13	Wisconsin	W	9-3
Feb. 17	Michigan	L	2-7
Feb. 19	MICHIGAN TECH	L	3-4
Feb. 20	MICHIGAN TECH	L	4-5
Feb. 26	COLORADO COLLEGE	W	8-2
Feb. 27	COLORADO COLLEGE	W OT	7-6
Mar. 5	North Dakota %	L	1-7
Mar. 6	North Dakota %	W	6-4

<> - Brown Tournament; Providence, R.I.  
% - WCHA Playoffs

Player	GP	G	A	P	PIM
Doug Roberts	29	28	33	61	42
Mike Jacobson	29	29	15	44	42
Tom Mikkola	20	17	24	41	13
Sandy McAndrew	29	17	20	37	40
Doug Volmar	29	27	9	36	21
Mike Coppo	29	10	16	26	14
Rick Hargreaves	28	11	11	22	43
Gary Goble	29	4	18	22	14
Don Heaphy	29	6	9	15	34
Jack Ford	29	1	12	13	30
Bob Brawley	29	2	9	11	59
Jim Lawrence	27	4	6	10	20
Tom Purdo	27	2	8	10	24
Bill Faunt	28	4	5	9	8
Mac Orme	3	0	4	4	8
Matt Mulcahy	29	2	0	2	11
Dick Harper	2	1	0	1	0
Tom Crowley	9	0	1	1	0
Ray Corrado	7	0	1	1	14
John Schuster	6	0	1	1	0
Dainis Vedejs	2	0	1	1	0
Ron Petaja	2	0	0	0	0
Ron Roth	2	0	0	0	2
Stu Forrest	2	0	0	0	0
Jerry Fisher	18	0	0	0	6
Alex Terpay	11	0	0	0	5
Bench	-	-	-	-	2
<b>MICHIGAN STATE</b>	<b>29</b>	<b>165</b>	<b>203</b>	<b>368</b>	<b>452</b>
<b>OPPONENTS</b>	<b>29</b>	<b>118</b>	<b>166</b>	<b>284</b>	<b>469</b>

Goaltender	GP	GAASv. Pct.
Carl Howell	5	1.8 .895
Alex Terpay	11	2.5 .857
Jerry Fisher	18	4.4 .866

1965-66

NCAA Champions

Overall: 16-13-0 WCHA: 9-11-0 (6th)

Nov. 19	Colorado College	L	0-4
Nov. 20	Colorado College	L OT	3-4
Nov. 25	St. Lawrence	L	3-5
Nov. 26	Clarkson	L	3-6
Nov. 27	St. Lawrence	W	6-4
Dec. 3	NORTH DAKOTA	W	11-5
Dec. 4	NORTH DAKOTA	L	3-5
Dec. 10	DENVER	L	6-8
Dec. 11	DENVER	W	4-1
Jan. 7	COLORADO COLLEGE	L OT	4-5
Jan. 8	COLORADO COLLEGE	W	6-2
Jan. 14	MINNESOTA	L	5-7
Jan. 15	MINNESOTA	L	1-5
Jan. 21	MINNESOTA-DULUTH	W OT	6-5
Jan. 22	MINNESOTA-DULUTH	W	5-2
Jan. 28	Minnesota	L OT	5-6
Jan. 29	Minnesota	W	4-3
Feb. 4	MICHIGAN	W	8-7
Feb. 5	Michigan	W	4-2
Feb. 11	Wisconsin #	W	3-1
Feb. 12	Wisconsin	W	5-3
Feb. 18	Michigan Tech	L	4-8
Feb. 19	Michigan Tech	L	2-4
Feb. 25	MICHIGAN	W	7-1
Feb. 26	Michigan	L OT	0-1
Mar. 3	Michigan %	W	3-2
Mar. 5	MICHIGAN TECH %	W	4-3
Mar. 18	Boston University !	W	2-1
Mar. 19	Clarkson !	W	6-1

# - Game played in Milwaukee, Wis.

! - WCHA Playoffs

% - NCAA Tournament; Minneapolis, Minn.

Player	GP	G	A	P	PIM
Doug Volmar	29	26	28	54	57
Mike Coppo	29	21	21	42	32
Sandy McAndrew	29	14	23	37	20
Tom Mikkola	29	10	23	33	18
Bill Faunt	29	8	23	31	6
Mike Jacobson	24	13	9	22	22
Bob Fallat	29	11	5	16	36
Don Heaphy	29	3	10	13	44
Wayne Duffett	29	5	7	12	14
Nino Cristofoli	29	5	7	12	12



## YEAR-BY-YEAR TEAM RESULTS

Tom Purdo	28	1	7	8	57
Dick Bois	27	2	3	5	50
Matt Mulcahy	29	2	3	5	4
Bob Brawley	22	1	4	5	46
Doug French	22	1	4	5	20
John Schuster	23	0	1	1	0
Ron Roth	7	0	1	1	4
Jerry Fisher	12	0	0	0	2
Bench	-	-	-	-	10
<b>MICHIGAN STATE</b>	<b>29</b>	<b>123</b>	<b>179</b>	<b>302</b>	<b>454</b>
<b>OPPONENTS</b>	<b>29</b>	<b>111</b>	<b>159</b>	<b>270</b>	<b>425</b>

<b>Goaltender</b>	<b>GP</b>	<b>GAASv. Pct.</b>
Larry Roche	2	2.5 .889
Gaye Cooley	18	3.1 .903
Jerry Fisher	12	4.0 .868

1966-67

## NCAA Tournament 3rd Place

## Overall: 16-15-1 WCHA: 8-11-1 (5th)

Dec. 2	Minnesota	L	OT	4-5
Dec. 3	Minnesota	W	OT	3-2
Dec. 9	MICHIGAN	L	4-10	
Dec. 10	Michigan	L	2-3	
Dec. 16	Boston College #	W	5-3	
Dec. 17	Cornell #	L	OT	2-3
Dec. 22	Western Ontario +	W	OT	5-4
Dec. 23	Michigan +	L	3-5	
Dec. 27	North Dakota \$	W	4-2	
Dec. 28	Minnesota \$	L	3-9	
Jan. 6	COLORADO COLLEGE	W	6-0	
Jan. 7	COLORADO COLLEGE	L	4-5	
Jan. 13	Denver	L	2-8	
Jan. 14	Colorado College	W	2-1	
Jan. 16	Colorado College	L	3-4	
Jan. 17	Denver	L	2-4	
Jan. 20	MICHIGAN TECH	W	4-3	
Jan. 21	MICHIGAN TECH	T	OT	3-3
Jan. 27	Minnesota-Duluth	L	OT	5-6
Jan. 28	Minnesota-Duluth	L	3-7	
Feb. 3	MINNESOTA	W	6-4	
Feb. 4	MINNESOTA	W	6-3	
Feb. 10	Michigan	W	4-3	
Feb. 11	MICHIGAN	W	5-1	
Feb. 17	North Dakota	L	OT	3-4
Feb. 18	North Dakota	L	1-5	
Mar. 3	WISCONSIN	W	7-3	
Mar. 4	WISCONSIN	W	4-3	
Mar. 9	MICHIGAN %	W	4-2	
Mar. 16	Michigan Tech%	W	OT	2-1
Mar. 17	Boston University !	L	2-4	
Mar. 18	North Dakota !	W	6-1	

# - Boston Invitational; Boston, Mass.

+ - Great Lakes Invitational; Olympia Stadium; Detroit, Mich.

\$ - St. Paul Classic; St. Paul, Minn.

% - WCHA Playoffs ! - NCAA Frozen Four; Syracuse, NY

<b>Player</b>	<b>GP</b>	<b>G</b>	<b>A</b>	<b>P</b>	<b>PIM</b>
Tom Mikkola	26	21	25	46	12
Sandy McAndrew	32	13	25	38	46
Doug Volmar	32	21	12	33	100
Mike Jacobson	32	14	15	29	32
Ken Anstey	32	9	10	19	12
Nino Cristofoli	32	8	9	17	18
Bill Faunt	32	9	5	14	8
Bob Fallat	32	5	8	13	31
Wayne Duffett	28	5	8	13	14
Bob Brawley	28	2	11	13	26
Dick Bois	32	3	8	11	42
Bob DeMarco	32	0	10	10	6
Lee Hathaway	21	3	5	8	4
Doug French	32	1	6	7	78
Nelson DeBenedet	29	0	7	7	14
Bill Enrico	25	3	1	4	4
Charlie Phillips	21	2	2	4	2
John Juntikka	2	0	1	1	0
John Schuster	10	0	0	0	0
Brian Glennie	2	0	0	0	4
Gaye Cooley	23	0	0	0	12
Bench	-	-	-	-	4
<b>MICHIGAN STATE</b>	<b>32</b>	<b>119</b>	<b>168</b>	<b>287</b>	<b>469</b>
<b>OPPONENTS</b>	<b>32</b>	<b>121</b>	<b>167</b>	<b>288</b>	<b>437</b>

<b>Goaltender</b>	<b>GP</b>	<b>GAASv. Pct.</b>
Larry Roche	1	0.0 1.000
Jerry Fisher	9	3.0 .903
Gaye Cooley	23	4.0 .897

1967-68

## Overall: 11-16-2 WCHA: 6-13-1 (6th)

Nov. 23	St. Lawrence	W	7-4
Nov. 24	Clarkson	T	OT 3-3
Nov. 25	St. Lawrence	W	3-2
Dec. 1	MINNESOTA-DULUTH	L	3-5
Dec. 2	MINNESOTA-DULUTH	W	6-2
Dec. 8	NORTH DAKOTA	T	OT 2-2
Dec. 9	NORTH DAKOTA	L	2-6
Dec. 28	Minnesota ~	L	3-6
Dec. 29	Ohio State ~	W	7-0
Dec. 30	Wisconsin ~	W	4-3
Jan. 5	Michigan	L	1-7
Jan. 6	MICHIGAN	W	OT 4-3
Jan. 12	DENVER	L	2-3
Jan. 13	DENVER	L	1-3
Jan. 19	Minnesota	L	2-3
Jan. 20	Minnesota	L	3-8
Feb. 2	Michigan Tech	L	1-4
Feb. 3	Michigan Tech	L	2-6
Feb. 9	MICHIGAN	L	OT 3-4
Feb. 10	Michigan	L	0-9
Feb. 16	Colorado College	W	7-3
Feb. 17	Colorado College	W	3-0
Feb. 23	MINNESOTA	W	5-2
Feb. 24	MINNESOTA	L	2-6
Feb. 27	COLORADO COLLEGE	W	6-2
Feb. 28	COLORADO COLLEGE	L	2-4
Mar. 1	Wisconsin	L	3-5
Mar. 2	Wisconsin	W	3-1
Mar. 5	North Dakota %	L	2-5

~ - Big Ten Tournament; Minneapolis, Minn.

% - WCHA Playoffs

<b>Player</b>	<b>GP</b>	<b>G</b>	<b>A</b>	<b>P</b>	<b>PIM</b>
Ken Anstey	29	11	19	30	18
Bob Fallat	29	8	17	25	48
Nino Cristofoli	25	16	7	23	37
Bill Watt	29	4	10	14	19
Al Swanson	29	6	7	13	10
Wayne Duffett	16	9	3	12	18
Dick Bois	28	3	9	12	56
Tom Mikkola	7	4	7	11	4
Pat Russo	29	6	4	10	8
Lee Hathaway	26	4	6	10	8
Bob DeMarco	29	3	6	9	8
Charlie Phillips	27	4	4	8	6
Nelson DeBenedet	29	4	3	7	25
Bill Enrico	26	4	3	7	17
Doug French	27	3	3	6	54
Bob Patullo	14	2	4	6	6
Mike Olson	24	1	0	1	2
John Juntikka	9	0	1	1	0
Ron Springer	8	0	0	0	2
Tom Campbell	1	0	0	0	0
Bob Johnson	18	0	0	0	17
Rick Duffett	14	0	0	0	0
Bench	-	-	-	-	2
<b>MICHIGAN STATE</b>	<b>29</b>	<b>92</b>	<b>113</b>	<b>205</b>	<b>365</b>
<b>OPPONENTS</b>	<b>29</b>	<b>111</b>	<b>151</b>	<b>262</b>	<b>382</b>

<b>Goaltender</b>	<b>GP</b>	<b>GAASv. Pct.</b>
Rick Duffett	14	3.4 .910
Bob Johnson	18	4.1 .891

1968-69

## Overall: 11-16-1 WCHA: 7-10-1 (6th)

Nov. 22	North Dakota	L	3-4
Nov. 23	North Dakota	L	4-7
Nov. 28	St. Lawrence	W	5-1
Nov. 29	Clarkson	L	1-3
Nov. 30	St. Lawrence	L	0-3
Dec. 6	Michigan	L	1-2
Dec. 7	MICHIGAN	L	1-2
Dec. 20	Wisconsin +	L	4-6
Dec. 21	Michigan +	W	4-2
Dec. 26	Wisconsin ~	W	3-2
Dec. 28	Michigan ~	L	3-8

Jan. 10	COLORADO COLLEGE	L	OT	2-3
Jan. 11	COLORADO COLLEGE	W		5-1
Jan. 17	Minnesota	T	OT	2-2
Jan. 18	Minnesota	W	OT	2-1
Jan. 24	MICHIGAN	W		7-3
Jan. 25	Michigan	W		5-1
Jan. 31	Minnesota-Duluth	W		6-3
Feb. 1	Minnesota-Duluth	L		1-6
Feb. 7	WISCONSIN	L		1-2
Feb. 8	WISCONSIN	W		4-3
Feb. 14	Denver	L		4-9
Feb. 15	Denver	W		2-1
Feb. 21	MINNESOTA	W		2-1
Feb. 22	MINNESOTA	L		0-1
Feb. 28	MICHIGAN TECH	L		3-4
Mar. 1	MICHIGAN TECH	L		1-6
Mar. 7	Michigan Tech %	L		2-4

+ - Great Lakes Invitational; Olympia Stadium; Detroit, Mich.

~ - Big Ten Tournament; Madison, Wis.

% - WCHA Playoffs; Ann Arbor, Mich.

<b>Player</b>	<b>GP</b>	<b>G</b>	<b>A</b>	<b>P</b>	<b>PIM</b>
Ken Anstey	28	13	20	33	4
Bill Watt	28	13	10	23	45
Nelson DeBenedet	28	10	7	17	40
Randy Sokoll	28	12	4	16	10
Pat Russo	28	8	8	16	20
Bob DeMarco	28	1	15	16	12
Bob Pattullo	28	6	3	9	15
Mike DeMarco	28	2	6	8	14
Charlie Phillips	28	4	3	7	10
Gerry DeMarco	28	3	4	7	4
Dick Houtteman	22	0	3	6	3
Alan Swanson	28	2	1	3	18
Dan O'Connor	28	0	3	3	24
Bill Enrico	11	0	3	3	4
John Juntikka	4	0	2	2	0
Ron Springer	13	1	0	1	8
Dan Finigan	21	0	1	1	8
Rick Duffett	16	0	1	1	0
Mike Olson	19	0	0	0	0
Norm Gaffney	19	0	0	0	0
Bob Johnson	13	0	0	0	4
John Lansky	4	0	0	0	0
Tom Campbell	2	0	0	0	0
Georges Charest	1	0	0	0	0
Bench	-	-	-	-	2
<b>MICHIGAN STATE</b>	<b>28</b>	<b>78</b>	<b>91</b>	<b>169</b>	<b>248</b>
<b>OPPONENTS</b>	<b>28</b>	<b>91</b>	<b>123</b>	<b>214</b>	<b>337</b>

<b>Goaltender</b>	<b>GP</b>	<b>GAASv. Pct.</b>
Rick Duffett	16	2.74 .916
Bob Johnson	13	3.86 .882

1969-70

## Overall: 13-16-0 WCHA: 10-12-0 (7th)

Nov. 22	MSU ALUMNI (Exh.)	W	6-0
Nov. 28	NORTH DAKOTA	W	8-3
Nov. 29	NORTH DAKOTA	L	2-4
Dec. 5	Michigan	W	3-2
Dec. 6	MICHIGAN	L	6-8
Dec. 19	Princeton +	W	2-1
Dec. 20	New Hampshire +	L	3-4
Dec. 22	Michigan ~	W	5-4
Dec. 23	Wisconsin ~	L	3-6
Dec. 29	New Hampshire #	L	5-6
Dec. 30	Northeastern #	W	6-5
Jan. 2	WISCONSIN	W	4-3
Jan. 3	WISCONSIN	W	6-4
Jan. 16	MINNESOTA	L OT	2-3
Jan. 17	MINNESOTA	W	4-1
Jan. 23	Colorado College	W	6-2
Jan. 24	Colorado College	W	4-6
Jan. 30	DENVER	L	4-6
Jan. 31	DENVER	L OT	4-5
Feb. 6	Michigan Tech	L	1-8
Feb. 7	Michigan Tech	L OT	4-5
Feb. 13	Minnesota	L	0-8
Feb. 14	Minnesota	L	2-4
Feb. 20	MICHIGAN	L	3-6
Feb. 21	Michigan	W	7-1
Feb. 27	MINNESOTA-DULUTH	W	8-5
Feb. 28	MINNESOTA-DULUTH	W	3-1



## YEAR-BY-YEAR TEAM RESULTS

Mar. 6	Wisconsin	L	0-5
Mar. 7	Wisconsin	L	3-4
Mar. 12	Denver %	L	2-6
+ Great Lakes Invitational; Olympia Stadium; Detroit, Mich.			
-- Big Ten Tournament; Ann Arbor, Mich.			
% - Boston Invitational; Boston, Mass.			
# - WCHA Playoffs			

Player	GP	G	A	P	PIM
Don Thompson	24	14	18	32	24
Randy Sokoll	29	13	13	26	28
Bill Watt	27	8	17	25	72
Gilles Gagnon	18	14	8	22	10
Bob Pattullo	29	10	12	22	2
Bill Fifield	28	11	10	21	4
Pat Russo	26	7	14	21	17
Al Swanson	26	5	10	15	24
Dave Roberts	26	4	9	13	55
Jerry DeMarco	27	8	4	12	19
Mike DeMarco	29	1	9	10	22
Frank DeMarco	24	6	3	9	8
Herb Price	28	1	7	8	42
Dwight Lewis	17	2	2	4	8
Bob Michelutti	12	2	2	4	12
Rick Olson	28	1	3	4	16
Michel Charest	15	1	3	4	10
Al Laking	22	0	2	2	0
Dan Finegan	22	0	2	2	14
Bill Sipola	7	1	1	2	0
Norm Gaffney	7	0	0	0	2
Mike Olson	7	0	0	0	0
Bob Campbell	2	0	0	0	0
Dennis Hogan	2	0	0	0	0
Jim Watt	2	0	0	0	2
Bench	-	-	-	-	2
<b>MICHIGAN STATE</b>	<b>29</b>	<b>112</b>	<b>148</b>	<b>260</b>	<b>469</b>
<b>OPPONENTS</b>	<b>29</b>	<b>124</b>	<b>164</b>	<b>288</b>	<b>486</b>

Goaltender	GP	GAAsv. Pct.
Rick Duffett	24	4.1 .881
Bob Johnson	5	5.0 .840
Jim Watt	2	5.7 .789

1970-71

## Overall: 19-12-0 WCHA: 12-10-0 (4th)

Nov. 6	MSU ALUMNI (Exh.)	W	10-3
Nov. 13	North Dakota	L OT	3-4
Nov. 14	North Dakota	L	5-7
Nov. 20	Minnesota	L	3-4
Nov. 21	Minnesota	W	2-1
Nov. 27	OHIO STATE	W	4-2
Nov. 28	OHIO STATE	W	6-1
Dec. 4	MICHIGAN TECH	W	8-6
Dec. 5	MICHIGAN TECH	L	2-4
Dec. 11	Notre Dame	W	10-5
Dec. 12	Notre Dame	L	3-4
Jan. 2	BOWLING GREEN	W	7-2
Jan. 3	BOWLING GREEN	W	6-2
Jan. 8	MICHIGAN	W	5-4
Jan. 9	Michigan	W	6-5
Jan. 15	Wisconsin	W	5-3
Jan. 16	Wisconsin	L	2-3
Jan. 22	MINNESOTA	W	8-4
Jan. 23	MINNESOTA	L	3-4
Jan. 29	NOTRE DAME	W	6-3
Jan. 30	NOTRE DAME	W	6-4
Feb. 5	Minnesota-Duluth	W	5-4
Feb. 6	Minnesota-Duluth	L	4-8
Feb. 12	Denver	W	4-3
Feb. 13	Denver	L OT	4-5
Feb. 19	COLORADO COLLEGE	L	4-5
Feb. 20	COLORADO COLLEGE	W	6-4
Feb. 26	WISCONSIN	W	4-2
Feb. 27	WISCONSIN	W OT	6-5
Mar. 5	Michigan	L OT	7-8
Mar. 6	MICHIGAN	W OT	5-4
Mar. 12	Minnesota-Duluth %	L OT	3-4

% - WCHA Playoffs; Denver, Col.

Player	GP	G	A	P	PIM
Don Thompson	31	19	38	57	35
Gilles Gagnon	31	27	26	53	12
Randy Sokoll	31	20	24	44	24

Jerry DeMarco	31	18	18	36	22
Bob Boyd	31	10	23	33	88
Mark Calder	31	16	13	29	4
Mike DeMarco	31	5	23	28	30
Michael Charest	30	11	16	27	40
Dave Roberts	29	4	12	16	49
Bill Sipola	29	3	7	10	6
Herb Price	25	3	6	9	74
Frank DeMarco	24	4	4	8	4
Larry Jakinovich	27	5	2	7	8
Al Laking	31	2	3	5	2
Dan Finegan	30	1	3	4	40
Rick Olson	28	1	3	4	44
Bob Michelutti	17	1	1	2	6
Dwight Lewis	5	1	1	2	0
Dick Houtteman	21	0	1	1	10
Dennis Hogan	7	0	1	1	2
Larry Curran	3	0	1	1	2
Bob Campbell	11	0	0	0	0
Don St. Jean	5	0	0	0	2
Uve Drews	1	0	0	0	2
Jim Watt	25	0	0	0	4
<b>MICHIGAN STATE</b>	<b>31</b>	<b>152</b>	<b>223</b>	<b>375</b>	<b>541</b>
<b>OPPONENTS</b>	<b>31</b>	<b>124</b>	<b>180</b>	<b>304</b>	<b>545</b>

Goaltender	GP	GAAsv. Pct.
Rick Duffett	7	3.6 .903
Jim Watt	25	4.0 .884

1971-72

## Overall: 20-16-0 WCHA: 15-13-0 (4th)

Nov. 12	Bowling Green	W	5-2
Nov. 13	Bowling Green	W	8-3
Nov. 19	MINNESOTA	W	3-2
Nov. 20	MINNESOTA	L	1-3
Nov. 26	MICHIGAN	L	1-5
Nov. 27	Michigan	W	4-2
Dec. 3	Wisconsin	L	1-4
Dec. 4	Wisconsin	L	3-4
Dec. 10	DENVER	L OT	6-7
Dec. 12	DENVER	W	6-3
Dec. 15	Denver	L	3-4
Dec. 17	Denver	L	1-7
Dec. 18	Colorado College	L OT	5-6
Dec. 19	Colorado College	L	4-5
Dec. 28	Dartmouth *	W	8-3
Dec. 29	Michigan Tech *	L	2-3
Jan. 7	NORTH DAKOTA	W	7-1
Jan. 8	NORTH DAKOTA	W	4-1
Jan. 14	NOTRE DAME	W	8-2
Jan. 15	NOTRE DAME	W	4-1
Jan. 19	MICHIGAN	W	7-2
Feb. 4	Michigan Tech	W	5-3
Feb. 5	Michigan Tech	W	5-3
Feb. 9	Michigan	L	2-6
Feb. 11	Minnesota	W	7-2
Feb. 12	Minnesota	W	6-3
Feb. 18	MINNESOTA-DULUTH	W	6-1
Feb. 19	MINNESOTA-DULUTH	W	5-1
Feb. 25	WISCONSIN	L	0-5
Feb. 27	WISCONSIN	L	4-6
Mar. 3	Notre Dame	W OT	9-8
Mar. 4	Notre Dame	L	2-6
Mar. 7	MINNESOTA-DULUTH %	W	4-2
Mar. 8	MINNESOTA-DULUTH %	W	4-2
Mar. 10	Denver %	L	1-2
Mar. 11	Denver %	L	3-9

\* - Great Lakes Invitational; Detroit, Mich.  
% - WCHA Playoffs

Player	GP	G	A	P	PIM
Don Thompson	35	32	35	67	66
Gilles Gagnon	34	19	34	53	22
Mark Calder	36	29	19	48	24
Michel Charest	34	24	19	43	52
Bob Michelutti	28	8	24	32	20
Bob Boyd	34	4	26	30	72
Don St. Jean	33	9	14	23	14
Norm Barnes	33	5	16	21	68
Chris Murfey	18	2	13	15	21
Dave Roberts	34	2	12	14	24
Frank DeMarco	36	10	2	12	8
Bill Sipola	34	3	9	12	12

Rick Olson	35	0	5	5	85
Dennis Hogan	17	3	0	3	10
Uve Drews	29	1	2	3	10
Dennis Olmstead	11	1	2	3	2
Larry Jakinovich	33	1	1	2	0
John Garvey	16	1	1	2	2
Al Laking	36	0	2	2	2
Paul Pavelich	8	0	1	1	4
Jim Watt	36	0	0	0	8
Mike Miller	3	0	0	0	0
<b>MICHIGAN STATE</b>	<b>36</b>	<b>154</b>	<b>237</b>	<b>391</b>	<b>506</b>
<b>OPPONENTS</b>	<b>36</b>	<b>129</b>	<b>200</b>	<b>329</b>	<b>604</b>

Goaltender	GP	GAAsv. Pct.
Ron Clark	1	3.00 .800
Jim Watt	36	3.55 .897

1972-73

## Overall: 23-12-1 WCHA: 16-9-1 (4th)

Nov. 3	Ohio State	L	6-7
Nov. 4	Ohio State	L	4-6
Nov. 10	Minnesota-Duluth	W	5-4
Nov. 11	Minnesota-Duluth	W	6-3
Nov. 17	Minnesota	W	5-3
Nov. 18	Minnesota	T OT	3-3
Nov. 24	North Dakota	W	4-2
Nov. 25	North Dakota	L	1-7
Dec. 1	MICHIGAN TECH	W	6-2
Dec. 2	MICHIGAN TECH	W	7-3
Dec. 18	Ohio State &	W	7-2
Dec. 19	Brown &	W	8-3
Dec. 27	Western Ontario^	W	7-2
Dec. 28	Air Force ^	W	4-1
Jan. 5	MINNESOTA	W	6-2
Jan. 6	MINNESOTA	W	3-1
Jan. 12	WISCONSIN	L	3-4
Jan. 13	WISCONSIN	W	7-5
Jan. 17	Michigan	W	5-2
Jan. 19	AIR FORCE	W	10-1
Jan. 20	AIR FORCE	W	11-5
Jan. 26	Notre Dame	L	5-8
Jan. 27	Notre Dame	L	5-13
Feb. 2	MICHIGAN	W	6-5
Feb. 3	Michigan	W	8-5
Feb. 9	Wisconsin	L	2-5
Feb. 10	Wisconsin	L	4-6
Feb. 16	NOTRE DAME	W	10-2
Feb. 17	NOTRE DAME	L	5-6
Feb. 23	Denver #	L	0-5
Feb. 24	Denver #	L	3-9
Feb. 28	MICHIGAN	W	8-3
Mar. 2	COLORADO COLLEGE	W	9-4
Mar. 3	COLORADO COLLEGE	W	6-2
Mar. 5	MICHIGAN TECH %	L	2-7
Mar. 6	MICHIGAN TECH %	W	3-1

& - Cleveland Holiday Tournament; Cleveland, Ohio  
^ - IMA Tournament; Flint, Mich.

# - Denver Coliseum

% - WCHA Playoffs

Player	GP	G	A	P	PIM
Steve Colp	36	35	25	60	31
Mark Calder	35	22	33	55	33
Bob Boyd	35	7	41	48	124
Michel Charest	36	22	18	40	58
Norm Barnes	34	9	26	35	74
Tom Ross	36	12	22	34	16
John Sturges	36	16	16	32	34
Bill Sipola	35	19	10	29	18
Brendon Moroney	36	16	10	26	24
Gilles Gagnon	14	7	19	26	4
Chris Murfey	35	7	15	22	36
Daryl Rice	22	5	13	18	34
Frank DeMarco	36	9	7	16	2
Dennis Olmstead	17	8	7	15	8
Darl Bolton	27	0	5	5	8
Paul Pavelich	29	0	4	4	36
Uve Drews	29	0	2	2	14
Ron Clark	29	0	2	2	10
John Garvey	36	0	1	1	6
Todd Celley	5	0	1	1	4
Rick Clegg	4	0	0	0	0
Glenn Menoni	3	0	0	0	0

## YEAR-BY-YEAR TEAM RESULTS

Mike Miller	3	0	0	0	0
<b>MICHIGAN STATE</b>	<b>36</b>	<b>194</b>	<b>276</b>	<b>470</b>	<b>578</b>
<b>OPPONENTS</b>	<b>36</b>	<b>149</b>	<b>213</b>	<b>362</b>	<b>635</b>

<b>Goaltender</b>	<b>GP</b>	<b>GAASv. Pct.</b>
Ron Clark	28	3.96 .887
Tom Bowen	6	4.17 .889
Jim LaPointe	1	5.00 .800
Wayne Weatherbee	1	7.00 .816

<b>Goaltender</b>	<b>W-L-T</b>	<b>GAASv. Pct.</b>
Gary Carr	16-11-1	4.43 .889
Tom Bowen	4-2-0	4.67 .884
Ron Clark	3-1-0	5.75 .874

Greg Maas	0-0-0	6.67 .882
Jim LaPointe	0-1-0	7.14 .792

1975-76

Overall: 23-15-2 WCHA: 20-10-2 (2nd)

Oct. 24	OHIO STATE	W	4-2
Oct. 25	OHIO STATE	T	OT 6-6
Oct. 29	US NATIONAL TEAM (exh.)	L	6-13
Oct. 31	NOTRE DAME	W	6-2
Nov. 1	NOTRE DAME	W	3-2
Nov. 7	Wisconsin	W	5-4
Nov. 8	Wisconsin	W	OT 6-5
Nov. 14	Michigan Tech	L	1-5
Nov. 15	Michigan Tech	W	4-2
Nov. 21	MINNESOTA	W	3-1
Nov. 22	MINNESOTA	L	2-4
Nov. 28	North Dakota	W	6-4
Nov. 29	North Dakota	W	8-3
Dec. 5	Michigan	W	6-4
Dec. 6	MICHIGAN	L	4-8
Dec. 12	Minnesota-Duluth	L	2-5
Dec. 13	Minnesota-Duluth	W	8-5
Jan. 2	HARVARD	L	6-8
Jan. 3	HARVARD	L	3-4
Jan. 9	DENVER	LOT	4-5
Jan. 10	DENVER	L	3-4
Jan. 16	MICHIGAN TECH	L	7-8
Jan. 17	MICHIGAN TECH	L	6-9
Jan. 23	Colorado College	W	6-4
Jan. 24	Colorado College	L	4-6
Jan. 30	WISCONSIN	W	OT 5-4
Jan. 31	WISCONSIN	W	5-3
Feb. 6	Minnesota	W	4-2
Feb. 7	Minnesota	W	OT 5-4
Feb. 13	NORTH DAKOTA	L	2-6
Feb. 14	NORTH DAKOTA	W	7-1
Feb. 20	Notre Dame	W	7-6
Feb. 21	Notre Dame	L	2-5
Feb. 27	COLORADO COLLEGE	W	5-4
Feb. 28	COLORADO COLLEGE	W	6-4
Mar. 5	MICHIGAN	W	6-3
Mar. 6	Michigan	L	6-7
Mar. 10	WISCONSIN %	W	6-4
Mar. 11	WISCONSIN %	W	6-4
Mar. 13	MINNESOTA %	T	2-2
Mar. 14	MINNESOTA %	L	6-7

% - WCHA Playoffs

1973-74

Overall: 23-14-1 WCHA: 15-12-1 (4th)

Nov. 2	WESTERN ONTARIO	W	6-1
Nov. 3	WESTERN ONTARIO	W	4-3
Nov. 9	NOTRE DAME	W	8-5
Nov. 10	NOTRE DAME	W	9-5
Nov. 16	Michigan	L	7-6
Nov. 17	MICHIGAN	W	OT 7-6
Nov. 23	MINNESOTA	L	3-6
Nov. 24	MINNESOTA	L	3-4
Nov. 30	Wisconsin	T	OT 6-6
Dec. 1	Wisconsin	L	2-4
Dec. 7	Air Force	W	7-3
Dec. 8	Air Force	W	6-4
Dec. 14	Colorado College	W	5-4
Dec. 15	Colorado College	W	OT 4-3
Dec. 19	Denver	L	7-9
Dec. 21	Denver	L	5-7
Dec. 27	Boston College *	W	12-5
Dec. 28	Michigan Tech *	W	5-4
Jan. 4	WISCONSIN	W	5-4
Jan. 5	WISCONSIN	W	7-6
Jan. 11	COLORADO COLLEGE	L	OT 4-5
Jan. 12	COLORADO COLLEGE	W	6-4
Jan. 18	Minnesota	L	4-9
Jan. 19	Minnesota	L	3-6
Jan. 25	NORTH DAKOTA	W	7-4
Jan. 26	NORTH DAKOTA	W	6-5
Feb. 1	Michigan Tech	L	4-5
Feb. 2	Michigan Tech	L	6-8
Feb. 8	Notre Dame	L	3-8
Feb. 9	Notre Dame	W	4-2
Feb. 15	MINNESOTA-DULUTH	W	6-2
Feb. 16	MINNESOTA-DULUTH	W	5-1
Mar. 1	MICHIGAN	W	6-2
Mar. 2	Michigan	W	9-3
Mar. 5	WISCONSIN %	W	4-1
Mar. 6	WISCONSIN %	L	3-4
Mar. 9	Michigan Tech %	W	8-6
Mar. 10	Michigan Tech %	L	2-6

\* - Great Lakes Invitational; Detroit, Mich.

% - WCHA Playoffs

1974-75

Overall: 22-17-1 WCHA: 19-12-1 (5th)

Oct. 25	LAURENTIAN	L	3-4
Oct. 26	LAURENTIAN	W	4-1
Nov. 1	MINNESOTA	L	OT 3-4
Nov. 2	MINNESOTA	W	4-3
Nov. 8	Michigan Tech	W	4-2
Nov. 9	Michigan Tech	W	5-4
Nov. 15	NORTH DAKOTA	W	7-4
Nov. 16	NORTH DAKOTA	W	6-2
Nov. 22	Wisconsin	L	3-4
Nov. 23	Wisconsin	L	4-5
Nov. 29	NOTRE DAME	W	5-3
Nov. 30	NOTRE DAME	T	OT 4-4
Dec. 7	BOWLING GREEN	L	4-7
Dec. 8	BOWLING GREEN	W	4-3
Dec. 13	MICHIGAN	W	6-1
Dec. 14	Michigan	W	8-3
Dec. 20	Minnesota-Duluth	W	4-5
Dec. 21	Minnesota-Duluth	W	OT 6-5
Jan. 3	North Dakota	W	5-4
Jan. 4	North Dakota	W	5-4
Jan. 10	Colorado College	L	1-8
Jan. 11	Colorado College	W	6-5
Jan. 17	DENVER	W	7-2
Jan. 18	DENVER	W	7-4
Jan. 24	MINNESOTA-DULUTH	W	6-3
Jan. 25	MINNESOTA-DULUTH	L	5-8
Jan. 31	MICHIGAN TECH	L	2-5
Feb. 1	MICHIGAN TECH	L	OT 4-5
Feb. 7	Notre Dame	W	7-3
Feb. 8	Notre Dame	W	7-0
Feb. 14	WISCONSIN	W	3-1
Feb. 15	WISCONSIN	L	5-7
Feb. 21	Minnesota	L	3-8
Feb. 22	Minnesota	L	2-4
Feb. 28	Michigan	L	8-11
Mar. 1	MICHIGAN	L	5-7
Mar. 4	Wisconsin %	L	4-5
Mar. 5	Wisconsin %	W	7-4
Mar. 8	Michigan Tech %	L	4-6
Mar. 9	Michigan Tech %	L	4-9

First season at Munn Ice Arena | % - WCHA Playoffs

Player	GP	G	A	P	PIM
Tom Ross	40	38	59	97	18
John Sturges	39	20	52	72	93
Daryl Rice	37	29	27	56	61
Steve Colp	25	14	35	49	23
Pat Betterly	37	9	28	37	20
Robbie Harris	40	16	16	32	38
Brendon Moroney	40	25	6	31	44
Dave Kelly	32	9	8	17	32
Jack Johnson	20	7	9	16	22
Paul Pavelich	39	2	11	13	71
Tim McDonald	39	3	9	12	29
Darl Bolton	39	6	3	9	12
Jeff Addley	34	4	3	7	6
Mark DeCenzo	39	2	5	7	8
Jim Johnson	38	3	3	6	20
Denny Olmstead	40	2	4	6	30
Kelly Cahill	28	1	4	5	40
Greg Ciungun	23	0	5	5	0
Tom Smith	40	1	3	4	48
Ron Clark	39	0	1	1	26
Ron Dunsmore	2	0	1	1	0
Ed Lubanski	7	0	0	0	8
Mike Slack	6	0	0	0	4
Joe Campbell	4	0	0	0	2
Marty McLaughlin	4	0	0	0	2
Bill Hourigan	2	0	0	0	2
Ken Brothers	7	0	0	0	0
Steve Oulahan	3	0	0	0	0
<b>MICHIGAN STATE</b>	<b>40</b>	<b>191</b>	<b>292</b>	<b>483</b>	<b>670</b>
<b>OPPONENTS</b>	<b>40</b>	<b>175</b>	<b>281</b>	<b>456</b>	<b>854</b>

<b>Goaltender</b>	<b>W-L-T</b>	<b>GAASv. Pct.</b>
Ron Clark	22-16-1	4.31 .893

Player	GP	G	A	P	PIM
Tom Ross	41	51	54	105	28
Steve Colp	39	40	54	94	56
Daryl Rice	41	31	51	82	54
John Sturges	41	17	43	60	80
Pat Betterly	37	9	30	39	45
Doug Counter	40	1	18	19	28
Rob Harris	38	8	10	18	22
Joe Campbell	34	9	7	16	6
Brendon Moroney	41	8	6	14	52
Kevin Coughlin	41	6	8	14	34
Jim Johnson	36	4	6	10	29
Dave Kelly	27	4	6	10	30
Tim McDonald	39	0	8	8	40
Jeff Barr	39	0	7	7	48
Kelly Cahill	36	0	7	7	50
Ron Heaslip	38	0	6	6	74
Jeff Addley	27	4	1	5	10
Mark DeCenzo	23	2	2	4	4
Jack Johnson	16	1	3	4	33
Marty McLaughlin	23	1	2	3	10
Darl Bolton	19	2	0	2	4
Mike Slack	4	1	1	2	2
John Muscare	1	0	1	1	0
Ken Brothers	1	0	0	0	0
Bench	-	-	-	-	6
<b>MICHIGAN STATE</b>	<b>41</b>	<b>199</b>	<b>331</b>	<b>530</b>	<b>740</b>
<b>OPPONENTS</b>	<b>41</b>	<b>189</b>	<b>305</b>	<b>494</b>	<b>851</b>

<b>Goaltender</b>	<b>W-L-T</b>	<b>GAASv. Pct.</b>
Dave Veriskiel	22-14-2	4.32 .898
John Sturges	1-1-0	6.47 .845
Greg Maas	0-1-1	7.00 .859



## YEAR-BY-YEAR TEAM RESULTS

1976-77

**Overall: 14-21-1 WCHA: 11-20-1 (Tied 8th)**

Oct. 22	OHIO STATE	W	8-1
Oct. 23	OHIO STATE	W	8-4
Oct. 29	Notre Dame	L	3-7
Oct. 30	Notre Dame	W	7-5
Nov. 5	MICHIGAN TECH	W	4-3
Nov. 6	MICHIGAN TECH	L OT	5-6
Nov. 12	Minnesota	L	3-6
Nov. 13	Minnesota	L	2-6
Nov. 19	WISCONSIN	W	5-2
Nov. 20	WISCONSIN	L	0-8
Nov. 26	North Dakota	L	2-6
Nov. 27	North Dakota	L	4-5
Dec. 3	DENVER	W	3-2
Dec. 4	DENVER	L	4-5
Dec. 10	MICHIGAN	W	7-5
Dec. 11	MICHIGAN	W OT	6-5
Dec. 17	NEW HAMPSHIRE	W	3-2
Dec. 18	NEW HAMPSHIRE	L	4-11
Dec. 31	Colorado College	L	4-6
Jan. 2	Colorado College	L	3-7
Jan. 7	Denver	W	5-4
Jan. 8	Denver	T OT	5-5
Jan. 14	NOTRE DAME	L	2-5
Jan. 15	NOTRE DAME	L	3-10
Jan. 21	MINNESOTA	L	3-4
Jan. 22	MINNESOTA	L OT	2-3
Jan. 28	Wisconsin	L	6-10
Jan. 29	Wisconsin	L	2-9
Feb. 4	MINNESOTA-DULUTH	W	6-3
Feb. 5	MINNESOTA-DULUTH	W	8-3
Feb. 18	Michigan Tech	W	5-3
Feb. 19	Michigan Tech	L	2-9
Feb. 25	NORTH DAKOTA	L	3-6
Feb. 26	NORTH DAKOTA	W	3-2
Mar. 4	Michigan	L	3-6
Mar. 5	MICHIGAN	L	2-5

Player	GP	G	A	P	PIM
Russ Welch	36	22	22	44	50
Jim Cunningham	34	11	25	36	59
Kevin Coughlin	34	11	24	35	41
Dave Kelly	35	17	16	33	40
Paul Klasinski	35	13	20	33	97
Joe Campbell	32	8	20	28	24
Tim McDonald	36	3	23	26	30
Ron Heaslip	36	7	18	25	134
Rob Harris	34	12	10	22	20
Jim Johnson	27	9	9	18	12
Marty McLaughlin	30	7	7	14	12
Jeff Addley	34	5	7	12	16
Mark DeCenzo	25	7	3	10	6
Ted Huesing	36	2	7	9	46
Doug Counter	16	1	8	9	8
Jeff Barr	35	1	7	8	89
Ken Brothers	21	3	3	6	6
Don Siegel	20	1	4	5	10
Ed Lubanski	17	2	1	3	6
Pat Betterly	3	2	1	3	22
Jeff Brubaker	18	0	3	3	30
Pete Feamster	15	0	3	3	14
Jack Johnson	13	0	2	2	14
John Muscari	14	1	0	1	2
Bryan Cammett	5	0	0	0	0
Darryl DiPace	1	0	0	0	0
Dave Versical	26	0	0	0	4
Mark Mazzoleni	9	0	0	0	2

**Goaltender W-L-T GAASv. Pct.**

Mark Mazzoleni	4-4-0	4.09	.890
Dave Versical	9-16-1	5.43	.872
John Szykiel	1-1-0	8.33	.800

1977-78

**Overall: 7-27-2 WCHA: 7-23-2 (10th)**

Oct. 15	MICHIGAN (Exh.)	L	4-7
Oct. 21	TORONTO	L	1-3
Oct. 22	TORONTO	L OT	3-4
Oct. 28	North Dakota	W	5-3
Oct. 29	North Dakota	L	4-8
Nov. 4	MINNESOTA	L	1-4
Nov. 5	MINNESOTA	W OT	4-3

Nov. 11	Michigan	L	4-8
Nov. 12	MICHIGAN	W	9-4
Nov. 18	MICHIGAN TECH	W OT	6-5
Nov. 19	MICHIGAN TECH	L	2-4
Nov. 25	Notre Dame	L	3-4
Nov. 26	Notre Dame	L	2-10
Dec. 2	Minnesota-Duluth	L	5-8
Dec. 3	Minnesota-Duluth	L	6-10
Dec. 9	WISCONSIN	L	2-6
Dec. 10	WISCONSIN	L	3-7
Dec. 29	BOSTON UNIVERSITY	L	5-7
Dec. 30	BOSTON UNIVERSITY	L	3-6
Jan. 7	MINNESOTA-DULUTH	W OT	3-2
Jan. 8	MINNESOTA-DULUTH	L	5-7
Jan. 13	Michigan Tech	L	4-5
Jan. 14	Michigan Tech	L	5-9
Jan. 20	Wisconsin	T OT	5-5
Jan. 21	Wisconsin	L	2-8
Jan. 27	COLORADO COLLEGE	L	6-8
Jan. 28	COLORADO COLLEGE	L	3-5
Feb. 4	Minnesota	L	0-10
Feb. 5	Minnesota	L	3-5
Feb. 10	NORTH DAKOTA	L	2-4
Feb. 11	NORTH DAKOTA	W	5-3
Feb. 17	Denver	L	5-6
Feb. 18	Denver	L	2-6
Feb. 24	NOTRE DAME	L	0-2
Feb. 25	NOTRE DAME	W	3-2
Mar. 3	MICHIGAN	T OT	7-7
Mar. 4	Michigan	L	2-3

Player	GP	G	A	P	PIM
Russ Welch	33	17	23	40	36
Leo Lynnett	36	18	15	33	10
Tim McDonald	35	10	19	29	30
Joe Campbell	34	10	15	25	26
Jim Johnson	26	7	13	20	26
Mark DeCenzo	33	3	17	20	16
Darryl DiPace	31	10	8	18	24
Ted Huesing	27	6	11	17	22
Kevin Coughlin	30	6	9	15	33
Pat Betterly	25	5	9	14	12
Paul Klasinski	21	8	4	12	34
Ken Paraskewin	31	6	5	11	28
Marty McLaughlin	25	5	6	11	4
Dan Sutton	31	2	9	11	52
Dave Gandini	19	4	6	10	4
Ron Heaslip	13	5	4	9	21
Jeff Barr	36	1	8	9	85
Tony Jelacic	13	3	5	8	4
Mike Stoltzner	23	1	7	8	4
Doug Counter	10	1	5	6	0
Jim Clifford	33	0	6	6	42
Mitch Horsch	22	0	4	4	12
John Sikura	10	1	2	3	2
Marc Gagnon	14	0	3	3	14
Brad Dredge	5	1	1	2	0
Mark Mazzoleni	15	0	2	2	6
Dean Miller	9	1	0	1	0
Dave Versical	23	0	1	1	0
Brad Wilkinson	7	0	1	1	0
Pete Feamster	2	0	0	0	2
Ed Lubanski	2	0	0	0	0
Jim Cunningham	2	0	0	0	8
Bob Clarke	1	0	0	0	0
Paul Gottwald	1	0	0	0	0
Dave Simonetti	2	0	0	0	0
<b>MICHIGAN STATE</b>	<b>36</b>	<b>131</b>	<b>218</b>	<b>349</b>	<b>562</b>
<b>OPPONENTS</b>	<b>36</b>	<b>202</b>	<b>330</b>	<b>532</b>	<b>648</b>

**Goaltender W-L-T GAASv. Pct.**

Mark Mazzoleni	3-10-1	5.36	.859
Dave Versical	4-17-1	5.64	.859

1978-79

**Overall: 15-21-0 WCHA: 12-20-0 (Tied 8th)**

Oct. 15	Michigan (Exh.)	L	3-6
Oct. 20	OHIO STATE	W	4-1
Oct. 21	OHIO STATE	W	5-1
Oct. 27	Denver	L	2-4
Oct. 28	Denver	L	1-4
Nov. 3	MINNESOTA	L	4-6
Nov. 4	MINNESOTA	L OT	5-6

Nov. 10	Michigan Tech	L	6-10
Nov. 11	Michigan Tech	W	5-4
Nov. 17	Notre Dame	L	1-9
Nov. 18	Notre Dame	L	4-5
Nov. 24	NORTH DAKOTA	W	4-2
Nov. 25	NORTH DAKOTA	L	1-6
Dec. 1	WISCONSIN	W	6-5
Dec. 2	WISCONSIN	L	1-5
Dec. 8	MICHIGAN	L	4-7
Dec. 9	Michigan	L	2-5
Dec. 15	Colorado College	L	2-9
Dec. 16	Colorado College	L	4-10
Dec. 29	NORTHEASTERN	W	7-5
Dec. 30	NORTHEASTERN	L	2-5
Jan. 5	Wisconsin	L	4-6
Jan. 6	Wisconsin	L	3-13
Jan. 12	NOTRE DAME	L	2-3
Jan. 13	NOTRE DAME	W	6-3
Jan. 20	DENVER	W	5-3
Jan. 21	DENVER	W	7-3
Feb. 2	Minnesota	L	4-7
Feb. 3	Minnesota	L	3-11
Feb. 9	MICHIGAN TECH	W	4-3
Feb. 10	MICHIGAN TECH	W	5-3
Feb. 16	MINNESOTA-DULUTH	W	6-5
Feb. 17	MINNESOTA-DULUTH	L	3-5
Feb. 23	North Dakota	L	2-7
Feb. 24	North Dakota	W	6-5
Mar. 2	Michigan	W	5-3
Mar. 3	MICHIGAN	W	5-3

Player	GP	G	A	P	PIM
Russ Welch	36	16	30	46	28
Joe Omiccioli	36	20	14	34	12
Ted Huesing	35	8	25	33	68
Darryl DiPace	35	14	16	30	38
Ken Paraskewin	31	15	13	28	53
Leo Lynnett	16	13	13	26	4
David Gandini	34	10	15	25	22
Arron Rucks	30	8	16	24	25
Frank Finn	36	7	16	23	28
Gary Harpell	34	3	14	17	18
Mike Stoltzner	32	5	9	14	14
Dean Miller	24	3	10	13	4
Dan Sutton	16	5	5	10	10
Conrad Wiggins	31	2	8	10	53
Jim Clifford	31	1	6	7	32
Mitch Horsch	27	1	5	6	34
Craig Lakian	14	1	4	5	4
Paul Gottwald	14	2	2	4	2
Paul Klasinski	12	2	2	4	18
Jeff Bacon	15	1	3	4	19
Jeff Barr	35	1	2	3	42
Bill Shutt	25	1	2	3	48
Bill Brodie	13	0	3	3	14
Bruce Porter	10	0	3	3	2
Brad Dredge	7	1	0	1	8
Paul Reed	3	0	1	1	4
Mark Mazzoleni	19	0	0	0	8
Doug Belland	18	0	0	0	8
Dave Wahl	4	0	0	0	0
Brad Wilkinson	2	0	0	0	4
Bench	-	-	-	-	14
<b>MICHIGAN STATE</b>	<b>36</b>	<b>140</b>	<b>237</b>	<b>377</b>	<b>636</b>
<b>OPPONENTS</b>	<b>36</b>	<b>192</b>	<b>316</b>	<b>508</b>	<b>683</b>
<b>Goaltender W-L-T GAASv. Pct.</b>					
Doug Belland	9-9-0	5.07	.865		
Mark Mazzoleni	6-12-0	5.51	.851		





## YEAR-BY-YEAR TEAM RESULTS

RON MASON

1979-2002

(23 seasons)

635-270-69 (.687)



The second-winningest college hockey coach in history, Ron Mason closed his career with a 924-380-83 career record, including a 635-270-69 mark with MSU and reached the NCAA tournament 19 times with the Spartans. In his first two seasons (1979-81), the Spartans belonged to the WCHA.

As the CCHA developed in 1981-82, so did Mason's players. Michigan State won its first CCHA playoff championship in 1982, a run that would span four years, and also qualify for the NCAA tournament nine years in a row. It was not until the 1985-86 season where Mason claimed his first NCAA championship with a 6-5 victory over Harvard. MSU would also advance to the finals the following year, only to fall to North Dakota, 5-3. He would be honored April 26, 1992, with the Spencer Prose Award as the Coach of the Year. The 1992-93 season would become one of the most memorable for Mason. In November, he surpassed Arno Bressone to become Michigan State's winningest coach with win No. 368. With a 6-5 victory over Kent, March 12, 1993, Mason's career win total of 674 ranked him first on the U.S. all-time list. He won his 900th career game, a 2-0 victory over Ferris State on Oct. 20, 2001. The program's two Hobey Baker Award winners, Kip Miller and Ryan Miller, both played under Mason, who coached a total of 15 finalists for the award. He also mentored NHL players such as Bob Essensa, Craig Simpson, Rod Brind'Amour, Bryan Smolinski, Rem Murray, Anson Carter, Mike York and Shawn Horcoff. Mason passed away in June 2016 at the age of 76.

1979-80

Overall: 14-24-0 WCHA: 12-16-0 (8th)

Oct. 19	Western Michigan	W	7-6
Oct. 20	WESTERN MICHIGAN	L	6-8
Oct. 26	Minnesota	L	8-9
Oct. 27	Minnesota	L	5-11
Nov. 2	WISCONSIN	L	4-6
Nov. 3	WISCONSIN	W	5-4
Nov. 9	Michigan Tech	W OT	5-4
Nov. 10	Michigan Tech	L	2-6
Nov. 16	Notre Dame	W	5-4
Nov. 17	Notre Dame	L	3-5
Nov. 23	NORTH DAKOTA	L	2-9
Nov. 24	NORTH DAKOTA	W OT	5-4
Nov. 30	Michigan	L	2-7
Dec. 1	MICHIGAN	W	6-3
Dec. 7	FERRIS STATE	L	3-6
Dec. 8	Ferris State	L OT	3-4
Dec. 18	Colorado College	L OT	6-7
Dec. 19	Colorado College	L	1-6
Dec. 28	Michigan +J	L	4-7
Dec. 29	Michigan +J	L	4-10
Jan. 4	PRINCETON	W	6-1
Jan. 5	BOSTON COLLEGE	L	3-5
Jan. 11	Minnesota-Duluth	W	6-4
Jan. 12	Minnesota-Duluth	L OT	7-8
Jan. 18	MICHIGAN TECH	W	4-3
Jan. 19	MICHIGAN TECH	L	0-6
Jan. 25	Wisconsin	W	5-4
Jan. 26	Wisconsin	L	2-9
Feb. 1	MINNESOTA	W	7-6
Feb. 2	MINNESOTA	L	1-7
Feb. 8	POLISH NAT'L TEAM (Exh.)	W	5-1
Feb. 15	DENVER	W	4-2
Feb. 16	DENVER	L	5-8
Feb. 22	NOTRE DAME	W	7-6
Feb. 23	NOTRE DAME	L	5-9
Feb. 29	MICHIGAN	W	5-4
Mar. 1	Michigan	L	1-6
Mar. 7	North Dakota %	L	1-8
Mar. 8	North Dakota %	L	3-5

+ J - Great Lakes Invitational; Joe Louis Arena

% - WCHA Playoffs

Player	GP	G	A	P	PIM
Leo Lynett	38	27	34	61	18
Russ Welch	37	23	37	60	40
Mark Hamway	38	16	28	44	28
Ted Huesing	35	9	33	42	44
Bob Martin	28	16	14	30	16
Paul Gottwald	33	10	20	30	18
Frank Finn	38	11	16	27	16
Mike Stoltzner	36	11	13	24	34
Craig Laktion	38	7	14	21	18
Dan Sutton	35	0	17	17	58
Ken Parakevin	30	8	8	16	35
Gary Harpell	35	5	8	13	29
Joe Omiccioli	32	5	7	12	8
Ken Leiter	38	0	10	10	96
Bill Shutt	34	0	9	9	48
Jim Clifford	25	2	5	7	61
Nigel Thomas	33	3	1	4	4
Dave Distel	22	1	1	2	24
Jeff Bacon	5	1	0	1	2
Lee Houtteman	11	0	1	1	6
Roger Goodes	6	0	0	0	0
Bob Daniels	1	0	0	0	0
Steve Almquist	1	0	0	0	0
Doug Belland	19	0	0	0	12
Mark Mazzoleni	26	0	0	0	4
Others	32	3	6	9	24

<b>MICHIGAN STATE</b>	<b>38</b>	<b>158</b>	<b>282</b>	<b>440</b>	<b>643</b>
<b>OPPONENTS</b>	<b>38</b>	<b>227</b>	<b>281</b>	<b>508</b>	<b>631</b>

Goaltender	W-L-T	GAASv.	Pct.
Mark Trocinski	0-0-0	4.82	.879
Mark Mazzoleni	11-13-0	5.81	.853
Doug Belland	3-11-0	6.29	.842

1980-81

Overall: 12-22-2 WCHA: 7-20-1 (10th)

Oct. 24	NORTHERN MICHIGAN	L	2-5
Oct. 25	NORTHERN MICHIGAN	W	6-2
Oct. 31	NORTH DAKOTA	L	3-6
Nov. 1	NORTH DAKOTA	L	4-7
Nov. 7	MICHIGAN	L	1-2
Nov. 8	Michigan	L OT	2-3
Nov. 14	Denver	L	1-7
Nov. 15	Denver	L	4-6
Nov. 21	North Dakota	L	4-6
Nov. 22	North Dakota	L	2-5
Nov. 26	MICHIGAN TECH	W	8-2
Nov. 27	MICHIGAN TECH	L	2-4
Dec. 3	Notre Dame	L OT	3-4
Dec. 5	MIAMI	T OT	4-4
Dec. 6	MIAMI	W	6-3
Dec. 12	Notre Dame	W	1-0
Dec. 19	Lake Superior State	W	5-2
Dec. 20	Lake Superior State	W	3-2
Dec. 27	Michigan +J	L	2-3
Dec. 28	Harvard +J	W	6-4
Jan. 9	MINNESOTA-DULUTH	W	4-0
Jan. 10	MINNESOTA-DULUTH	L	3-4
Jan. 16	Michigan	L	2-9
Jan. 17	MICHIGAN	W	4-3
Jan. 23	Michigan Tech	L	0-5
Jan. 24	Michigan Tech	L	1-4
Jan. 30	DENVER	T OT	3-3
Jan. 31	DENVER	L	1-2
Feb. 7	Minnesota	L	3-8
Feb. 8	Minnesota	L	2-4
Feb. 13	NOTRE DAME	L	2-4
Feb. 14	NOTRE DAME	L	2-4
Feb. 20	Wisconsin	W	5-3
Feb. 21	Wisconsin	L	4-5
Feb. 27	COLORADO COLLEGE	W OT	6-5
Feb. 28	COLORADO COLLEGE	W OT	5-4

+ J - Great Lakes Invitational; Joe Louis Arena

+ J - Great Lakes Invitational; Joe Louis Arena

+ J - CCHA Regional; Durham, N.H.

Player	GP	G	A	P	PIM
Mark Hamway	35	18	15	33	20
Frank Finn	35	15	16	31	56
Newell Brown	30	14	16	30	42
Bob Martin	35	11	14	25	39
Ken Parakevin	34	14	10	24	54
Leo Lynett	17	6	16	22	10

Gary Haight	36	5	17	22	64
Gary Harpell	36	6	12	18	30
Joe Omiccioli	36	3	15	18	16
David Taylor	36	3	12	15	30
Craig Laktion	36	6	8	14	20
Ken Leiter	31	2	12	14	48
Dan Sutton	27	5	8	13	44
Jeff Easley	19	2	9	11	32
Nigel Thomas	36	3	4	7	10
Mike Stoltzner	36	2	4	6	14
Andre Lamarche	31	0	3	3	16
Bill Shutt	13	0	2	2	12
Todd Gardiner	16	1	0	1	8
Ron Scott	33	0	1	1	4
Jim Clifford	8	0	0	0	16
Jeff Bacon	6	0	0	0	8
Dave Distel	16	0	0	0	2
Bob Bullock	13	0	0	0	10
Dan Hiatt	10	0	0	0	2
Jim Cornish	2	0	0	0	0
John Martin	2	0	0	0	0

Goaltender	W-L-T	GAASv.	Pct.
Bob Trocinski	1-1-1	3.81	.908
Ron Scott	11-21-1	3.89	.891

1981-82

NCAA Tournament

Overall: 26-14-2 CCHA: 21-10-1 (2nd)

Oct. 17	WESTERN MICHIGAN (Exh.)	W	6-4
Oct. 23	LAKE SUPERIOR STATE	W	4-3
Oct. 24	LAKE SUPERIOR STATE	W OT	3-2
Oct. 30	Bowling Green	W	4-3
Oct. 31	BOWLING GREEN	W	4-0
Nov. 6	Ferris State	T OT	3-3
Nov. 7	FERRIS STATE	L OT	3-4
Nov. 13	NOTRE DAME	W	4-2
Nov. 14	Notre Dame	W	8-4
Nov. 20	Michigan	L	3-4
Nov. 21	MICHIGAN	W	3-0
Dec. 4	BOWLING GREEN	W	5-6
Dec. 5	Bowling Green	L	6-4
Dec. 11	MICHIGAN TECH	W	6-1
Dec. 12	MICHIGAN TECH	L	3-4
Dec. 17	Lake Superior State	W	5-2
Dec. 18	Lake Superior State	W	3-1
Dec. 29	Michigan Tech +J	L	3-6
Dec. 30	Michigan +J	T	4-4
Jan. 8	WESTERN MICHIGAN	L	2-3
Jan. 9	Western Michigan	W	4-3
Jan. 15	ILLINOIS-CHICAGO	W	8-1
Jan. 16	ILLINOIS-CHICAGO	W	7-2
Jan. 18	Michigan	W	5-2
Jan. 22	Ohio State	W	7-3
Jan. 23	Ohio State	L	1-4
Jan. 29	MIAMI	W	6-5
Jan. 30	MIAMI	L	2-3
Feb. 5	Northern Michigan	W	4-2
Feb. 6	Northern Michigan	L	3-9
Feb. 12	WESTERN MICHIGAN	W	6-2
Feb. 13	Western Michigan	W	7-3
Feb. 16	MICHIGAN	W	7-1
Feb. 20	NOTRE DAME	W	5-2
Feb. 22	Notre Dame	L	2-3
Feb. 26	FERRIS STATE	W	10-2
Feb. 27	Ferris State	L	3-4
Mar. 5	LAKE SUPERIOR STATE @	W	9-1
Mar. 6	LAKE SUPERIOR STATE @	L	3-4
Mar. 12	Michigan Tech @J	W	3-2
Mar. 13	Notre Dame @J	W	4-1
Mar. 19	New Hampshire J	L	2-3
Mar. 20	New Hampshire J	L	2-6

+ J - Great Lakes Invitational; Joe Louis Arena

@ - CCHA Tournament; Joe Louis Arena

J - NCAA Regional; Durham, N.H.

Player	GP	G	A	P	PIM
Newell Brown	41	22	51	73	66
Mark Hamway	42	34	31	65	37
Lyle Phair	42	19	24	43	49
Gary Haight	40	9	33	42	75
Gord Flegel	42	14	21	35	4
Kelly Miller	40	11	19	30	21

## YEAR-BY-YEAR TEAM RESULTS

Tom Anastos	37	16	13	29	18
Rob Martin	37	12	13	25	28
David Taylor	42	7	15	22	23
Jeff Easley	42	4	17	21	72
Ken Leiter	31	7	13	20	50
Dan McFall	42	3	17	20	28
Nigel Thomas	39	8	8	16	18
Gary Harpell	29	6	6	12	22
Dan Beatty	31	3	9	12	8
Frank Finn	34	2	8	10	27
Craig Laktion	33	4	4	8	24
Todd Gardiner	15	2	2	4	4
Dee Rizzo	38	0	3	3	14
Joe Omiccioli	11	1	1	2	0
Ron Scott	39	0	2	2	2
Bill Shutt	8	0	2	2	0
Andre Lamarche	29	0	0	0	6
Bob Trocinski	6	0	0	0	2
<b>MICHIGAN STATE</b>	<b>42</b>	<b>184</b>	<b>312</b>	<b>496</b>	<b>604</b>
<b>OPPONENTS</b>	<b>42</b>	<b>123</b>	<b>197</b>	<b>320</b>	<b>749</b>

<b>Goaltender</b>	<b>W-L-T</b>	<b>GAASv. Pct.</b>
Ron Scott	24-13-1	.285 .901
Bob Trocinski	2-1-1	.339 .870

1982-83

## NCAA Tournament

Overall: 30-11-1 CCHA: 23-9-0 (Tied 2nd)

Oct. 9	NOTRE DAME (Exh.)	W	6-3
Oct. 15	McMASTER	W	9-2
Oct. 16	McMASTER	W	8-4
Oct. 22	ILLINOIS-CHICAGO	W	4-0
Oct. 23	ILLINOIS-CHICAGO	W	8-0
Oct. 29	OHIO STATE	W	5-2
Oct. 30	OHIO STATE	W	5-1
Nov. 5	Michigan	W	5-2
Nov. 6	MICHIGAN	W	4-3
Nov. 12	NORTHERN MICHIGAN	L	1-2
Nov. 13	NORTHERN MICHIGAN	L	1-3
Nov. 19	Miami	W OT	3-2
Nov. 20	Miami	W	3-2
Nov. 27	MICHIGAN TECH	W	6-3
Nov. 28	MICHIGAN TECH	W OT	3-2
Dec. 3	Notre Dame	L	2-3
Dec. 4	Notre Dame	W	7-3
Dec. 17	Lake Superior State	W	3-2
Dec. 18	Lake Superior State	W	5-3
Dec. 28	Michigan +J	W	6-3
Dec. 29	Michigan Tech +J	W	5-3
Jan. 5	US NATIONAL TEAM (Exh.)	L	2-9
Jan. 7	Bowling Green	L	4-6
Jan. 8	Bowling Green	L	2-4
Jan. 14	FERRIS STATE	L	1-4
Jan. 15	Ferris State	W	4-2
Jan. 21	WESTERN MICHIGAN	W	8-0
Jan. 22	WESTERN MICHIGAN	W	6-4
Jan. 28	MICHIGAN	W	3-1
Jan. 29	Michigan	W	2-1
Feb. 4	LAKE SUPERIOR STATE	W	7-3
Feb. 5	LAKE SUPERIOR STATE	W	2-1
Feb. 11	Michigan Tech	L	3-6
Feb. 12	Michigan Tech	W	5-4
Feb. 18	Ferris State	L	2-5
Feb. 19	FERRIS STATE	W	10-2
Feb. 25	Northern Michigan	W	7-3
Feb. 26	Northern Michigan	L	1-4
Mar. 4	FERRIS STATE @	L	2-4
Mar. 5	FERRIS STATE @	W	5-1
Mar. 11	Ohio State @J	W	8-3
Mar. 12	Bowling Green @J	W OT	4-3
Mar. 18	Harvard J	L	5-6
Mar. 19	Harvard J	T	3-3

+ J - Great Lakes Invitational; Joe Louis Arena  
 @ J - CCHA Tournament  
 @ J - CCHA Tournament; Joe Louis Arena  
 J - NCAA Regional; Cambridge, Mass.

<b>Player</b>	<b>GP</b>	<b>G</b>	<b>A</b>	<b>P</b>	<b>PIM</b>
Mark Hamway	42	30	29	59	16
Newell Brown	42	17	29	46	70
Gord Flegel	42	17	25	42	22
Lyle Phair	41	20	15	35	64
Dale Krentz	42	11	24	35	50
Kelly Miller	36	16	19	35	12

Ken Leiter	40	3	28	31	47
Gary Haight	40	6	24	30	52
Dan McFall	36	12	14	26	22
Mike Donnelly	24	7	13	20	8
Brad Beck	42	5	15	20	40
Ron Martin	34	11	8	19	22
Jeff Easley	39	4	13	17	38
Harvey Smyl	34	5	9	14	66
Rick Fernandez	29	7	3	10	24
David Taylor	41	0	10	10	50
Dee Rizzo	39	2	7	9	42
Tom Anastos	27	3	5	8	13
Todd Gardiner	39	6	0	6	4
Dan Beatty	17	3	2	5	16
Ron Scott	40	0	5	5	10
Nigel Thomas	13	0	2	2	2
George Hafke	7	1	0	1	4
Others	-	1	4	5	12
<b>MICHIGAN STATE</b>	<b>42</b>	<b>187</b>	<b>303</b>	<b>490</b>	<b>710</b>
<b>OPPONENTS</b>	<b>42</b>	<b>115</b>	<b>176</b>	<b>291</b>	<b>704</b>

<b>Goaltender</b>	<b>W-L-T</b>	<b>GAASv. Pct.</b>
Ron Scott	29-9-1	.264 .899
Jon Brekken	1-1-0	.284 .900
Tom Nowland	0-1-0	.367 .886

1983-84

## NCAA Tournament 4th Place

Overall: 34-12-0 CCHA: 21-9-0 (Tied 2nd)

Oct. 14	NORTHEASTERN	W	5-2
Oct. 15	NORTHEASTERN	W	1-0
Oct. 21	Western Michigan	W	5-2
Oct. 22	Western Michigan	W	5-2
Oct. 28	Illinois-Chicago	W	7-1
Oct. 29	Illinois-Chicago	W	5-3
Nov. 4	BOWLING GREEN	L	4-7
Nov. 5	BOWLING GREEN	L	3-5
Nov. 11	NORTHERN MICHIGAN	W	4-2
Nov. 12	NORTHERN MICHIGAN	W	9-4
Nov. 18	Michigan	W	6-3
Nov. 19	Michigan	L	3-5
Nov. 25	Ferris State	W	8-2
Nov. 26	Ferris State	L	1-2
Dec. 2	MICHIGAN TECH	W	7-2
Dec. 3	MICHIGAN TECH	W	6-4
Dec. 10	TORONTO	W	5-2
Dec. 11	TORONTO	L	1-7
Dec. 16	Lake Superior State	L OT	3-4
Dec. 17	Lake Superior State	W	7-3
Dec. 29	Northern Michigan +J	W	5-1
Dec. 30	Michigan Tech +J	W	6-2
Jan. 6	MIAMI	W	9-1
Jan. 7	MIAMI	W	9-3
Jan. 13	Ohio State	L	2-4
Jan. 14	Ohio State	W	5-3
Jan. 16	US NATIONAL TEAM (Exh.)	L	2-6
Jan. 20	UMASS-LOWELL	W	10-4
Jan. 21	UMASS-LOWELL	W	6-0
Jan. 27	MICHIGAN	W	12-1
Jan. 28	Michigan	W	3-1
Feb. 3	Michigan Tech	L	4-6
Feb. 4	Michigan Tech	L	1-3
Feb. 10	LAKE SUPERIOR STATE	W	6-1
Feb. 11	LAKE SUPERIOR STATE	W	8-1
Feb. 17	Northern Michigan	L	1-4
Feb. 18	Northern Michigan	W OT	4-3
Feb. 24	FERRIS STATE	W	8-4
Feb. 25	FERRIS STATE	W	7-4
Mar. 2	MICHIGAN TECH @	W	5-3
Mar. 3	MICHIGAN TECH @	W	3-1
Mar. 9	Ohio State @J	W	8-1
Mar. 10	Western Michigan @J	W	5-0
Mar. 17	BOSTON COLLEGE J	W	6-2
Mar. 18	BOSTON COLLEGE J	W	7-6
Mar. 23	Bowling Green J	L OT	5-6
Mar. 24	North Dakota J	L OT	5-6

+ J - Great Lakes Invitational; Joe Louis Arena  
 @ - CCHA Tournament  
 @ J - CCHA Tournament; Joe Louis Arena  
 J - NCAA Regional; East Lansing, Mich.  
 J - NCAA Frozen Four; Lake Placid, N.Y.

<b>Player</b>	<b>GP</b>	<b>G</b>	<b>A</b>	<b>P</b>	<b>PIM</b>
Craig Simpson	46	14	43	57	38
Bill Shibicky	43	18	37	55	59
Jeff Easley	45	13	41	54	57
Newell Brown	42	20	33	53	30
Kelly Miller	46	28	21	49	12
Gord Flegel	46	23	21	44	26
Tom Anastos	46	22	16	38	35
Don McSweeney	46	10	26	36	30
Dan McFall	46	14	20	34	56
Mike Donnelly	44	18	14	32	40
Dale Krentz	44	12	20	32	34
Lyle Phair	45	15	16	31	58
Harvey Smyl	43	11	15	26	92
Jeff Parker	44	8	13	21	82
Mitch Messier	37	6	15	21	22
David Taylor	46	2	18	20	34
Brad Beck	42	2	7	9	67
Dan Beatty	10	2	4	6	4
Neil Davey	33	1	5	6	50
Dave Arkellpane	7	1	2	3	4
Bob Essensa	17	0	2	2	0
Dee Rizzo	11	0	2	2	8
Andre Lamarche	9	1	1	2	12
Norm Foster	32	0	1	1	4
Rick Fernandez	3	0	0	0	0

<b>Goaltender</b>	<b>W-L-T</b>	<b>GAASv. Pct.</b>
Norm Foster	23-8-0	.274 .898
Bob Essensa	11-4-0	.279 .891
Tom Nowland	0-0-0	.600 .800

1984-85

## NCAA Tournament

Overall: 38-6-0 CCHA: 27-5-0 (1st)

Oct. 12	Ohio State	W OT	5-4
Oct. 14	Ohio State	W	6-3
Oct. 19	Western Michigan	W	6-4
Oct. 20	Western Michigan	L	2-3
Oct. 26	Miami	W	9-1
Oct. 27	Miami	W	5-1
Nov. 2	FERRIS STATE	W	8-2
Nov. 3	Ferris State	L OT	3-4
Nov. 9	Michigan	W	4-1
Nov. 10	MICHIGAN	W	8-2
Nov. 16	WESTERN ONTARIO	W	4-3
Nov. 23	Bowling Green	W	4-1
Nov. 24	BOWLING GREEN	L	3-4
Nov. 29	Illinois-Chicago	W	8-2
Nov. 30	Illinois-Chicago	W	8-4
Dec. 7	LAKE SUPERIOR STATE	W	7-2
Dec. 8	LAKE SUPERIOR STATE	W	6-3
Dec. 14	OHIO STATE	W	7-0
Dec. 15	OHIO STATE	W	9-1
Dec. 28	Bowling Green +J	W	3-1
Dec. 29	Michigan Tech +J	W	7-0
Jan. 4	WESTERN MICHIGAN	W OT	4-3
Jan. 6	WESTERN MICHIGAN	W	7-3
Jan. 8	ALASKA FAIRBANKS	W	13-3
Jan. 11	MIAMI	W OT	3-2
Jan. 12	MIAMI	W	5-1
Jan. 18	Ferris State	W	3-1
Jan. 19	FERRIS STATE	W	7-3
Jan. 25	MICHIGAN	W	11-2
Jan. 26	Michigan	W	9-4
Feb. 1	Northern Arizona	W	5-2
Feb. 2	Northern Arizona	W	10-2
Feb. 8	BOWLING GREEN	W	15-1
Feb. 9	Bowling Green	W	3-1
Feb. 15	ILLINOIS-CHICAGO	W	6-2
Feb. 16	ILLINOIS-CHICAGO	L	4-7
Feb. 22	Lake Superior State	L	2-4
Feb. 23	Lake Superior State	W	4-2
Mar. 1	MIAMI @	W	4-3
Mar. 2	MIAMI @	W	7-1
Mar. 8	Ohio State @J	W	8-0
Mar. 9	Lake Superior State @J	W	5-1
Mar. 23	PROVIDENCE J	W	3-2
Mar. 24	PROVIDENCE J	L	2-4

+ J - Great Lakes Invitational; Joe Louis Arena  
 @ - CCHA Tournament  
 @ J - CCHA Tournament; Joe Louis Arena  
 J - NCAA Regional; East Lansing, Mich.



## YEAR-BY-YEAR TEAM RESULTS



Player	GP	G	A	P	PIM
Craig Simpson	42	31	53	84	33
Tom Anastos	41	29	39	68	36
Dale Krentz	44	24	30	54	26
Kelly Miller	43	27	23	50	21
Lyle Phair	43	23	27	50	86
Mike Donnelly	44	26	21	47	48
Gord Flegel	41	17	25	42	36
Kevin Miller	44	11	29	40	84
Mitch Messier	42	12	21	33	47
Gary Haight	44	7	26	33	46
Bill Shibicky	32	8	24	32	60
Don McFall	44	7	25	32	32
Don McSween	44	2	23	25	50
Harvey Smyl	43	10	13	23	100
Brad Beck	42	5	18	23	62
Jeff Parker	42	10	12	22	85
Sean Clement	44	5	13	18	24
Rick Fernandez	14	4	2	6	8
Tom Tilley	37	1	5	6	58
Dave Arkelipane	7	3	2	5	0
Don Beatty	6	0	2	2	6
Norm Foster	26	0	1	1	0
Bob Essensa	18	0	1	1	0
Dave Chiappelli	3	0	0	0	6
Bench	-	-	-	-	4
<b>MICHIGAN STATE</b>	<b>44</b>	<b>262</b>	<b>433</b>	<b>695</b>	<b>968</b>
<b>OPPONENTS</b>	<b>44</b>	<b>100</b>	<b>160</b>	<b>260</b>	<b>984</b>

Goaltender	W-L-T	GAASv. Pct.
Bob Essensa	15-2-0	1.64 .921
Norm Foster	22-4-0	2.63 .883
Tom Nowland	1-0-0	3.00 .727

## 1985-86

## NCAA Champions

## Overall: 34-9-2 CCHA: 23-7-2 (1st)

Oct. 11	Ohio State	W	6-2
Oct. 12	Ohio State	W	5-2
Oct. 18	Western Michigan	L	1-5
Oct. 19	WESTERN MICHIGAN	W	4-3
Oct. 25	MIAMI	W	5-2
Oct. 26	MIAMI	W	7-2
Nov. 1	FERRIS STATE	T OT	5-5
Nov. 2	Ferris State	W	5-3
Nov. 8	Michigan	L	4-5
Nov. 9	MICHIGAN	W	6-2
Nov. 15	TEAM CANADA (Exh.)	L	3-5
Nov. 16	TEAM CANADA (Exh.)	W OT	5-4
Nov. 22	BOWLING GREEN	W OT	4-3
Nov. 23	Bowling Green	L OT	5-6
Nov. 29	Illinois-Chicago	W	6-4
Nov. 30	Illinois-Chicago	L	2-3
Dec. 6	Lake Superior State	L	3-7
Dec. 7	Lake Superior State	LOT	5-6
Dec. 14	OHIO STATE	W OT	6-5
Dec. 15	OHIO STATE	W	8-0
Dec. 19	NORTHERN MICHIGAN	L	2-3
Dec. 28	Michigan Tech +J	W OT	2-1
Dec. 29	Rensselaer +J	W	8-3
Jan. 4	WESTERN MICHIGAN	W	4-2
Jan. 5	Western Michigan	W	8-5
Jan. 10	Miami	W	8-3
Jan. 11	Miami	W	6-3
Jan. 17	Ferris State	W	8-6
Jan. 18	FERRIS STATE	T OT	9-9
Jan. 24	MICHIGAN	W	7-5
Jan. 25	Michigan	L	3-5
Jan. 31	NORTHERN ARIZONA	W	12-2
Feb. 1	NORTHERN ARIZONA	W	9-3
Feb. 7	Bowling Green	W	7-4
Feb. 8	BOWLING GREEN	W	6-4
Feb. 14	ILLINOIS-CHICAGO	W	4-2
Feb. 15	ILLINOIS-CHICAGO	W	7-2
Feb. 21	LAKE SUPERIOR STATE	W	8-5
Feb. 22	LAKE SUPERIOR STATE	W OT	5-4
Feb. 28	MICHIGAN @	W	4-3
Mar. 1	MICHIGAN @	W	5-2
Mar. 7	Lake Superior State @J	W	3-2
Mar. 8	Western Michigan @J	L	1-3
Mar. 22	BOSTON COLLEGE !H	W	6-4
Mar. 23	BOSTON COLLEGE !H	W	4-2
Mar. 27	Minnesota !	W	6-4
Mar. 29	Harvard !	W	6-5

+J - Great Lakes Invitational; Joe Louis Arena  
 @ - CCHA Tournament  
 @J - CCHA Tournament; Joe Louis Arena  
 !H - NCAA Regional; East Lansing, Mich.  
 ! - NCAA Frozen Four; Providence, R.I.

Player	GP	G	A	P	PIM
Mike Donnelly	44	59	38	97	65
Kevin Miller	45	19	52	71	112
Mitch Messier	38	24	40	64	36
Joe Murphy	35	24	37	61	50
Bill Shibicky	44	17	39	56	104
Brian McReynolds	45	14	24	38	78
Don McSween	45	9	29	38	88
Jeff Parker	41	15	20	35	88
Tom Tilley	42	9	25	34	68
Bruce Rendall	45	14	18	32	68
Danton Cole	43	11	10	21	22
Bobby Reynolds	45	9	10	19	26
Brad Beck	41	3	15	18	40
Geir Hoff	39	3	11	14	14
Brad Hamilton	43	3	10	13	52
Rick Tosto	30	4	8	12	10
Sean Clement	40	4	7	11	40
Chris Luongo	38	1	5	6	29
Dee Rizzo	28	0	5	5	12
Rick Fernandez	12	0	3	3	6
Dave Arkelipane	19	2	0	2	14
Norm Foster	24	0	1	1	0
Bob Essensa	23	0	1	1	2
Dave Chiappelli	1	0	0	0	0
Bench	-	-	-	-	14
<b>MICHIGAN STATE</b>	<b>45</b>	<b>245</b>	<b>406</b>	<b>651</b>	<b>955</b>
<b>OPPONENTS</b>	<b>45</b>	<b>161</b>	<b>242</b>	<b>403</b>	<b>884</b>

Goaltender	W-L-T	GAASv. Pct.
Bob Essensa	17-4-1	3.33 .881
Norm Foster	17-5-1	3.69 .877

## 1986-87

## NCAA Tournament Finalist

## Overall: 33-10-2 CCHA: 23-8-1 (2nd)

Oct. 10	OHIO STATE	W	8-4
Oct. 11	OHIO STATE	W	6-4
Oct. 17	Ferris State	W	3-2
Oct. 18	FERRIS STATE	W	6-3
Oct. 24	MIAMI	W	10-4
Oct. 25	MIAMI	W	8-1
Oct. 31	Western Michigan	W	6-3
Nov. 1	WESTERN MICHIGAN	W	7-3
Nov. 7	ILLINOIS-CHICAGO	L OT	4-5
Nov. 8	ILLINOIS-CHICAGO	W	5-4
Nov. 14	Michigan	W	7-6
Nov. 15	MICHIGAN	W	9-3
Nov. 21	MAINE	T OT	3-3
Nov. 22	MAINE	W	4-0
Nov. 26	MICHIGAN TECH	W	6-0
Nov. 28	Bowling Green	W OT	5-4
Nov. 30	BOWLING GREEN	W	5-1
Dec. 5	Lake Superior State	L OT	4-5
Dec. 6	Lake Superior State	W OT	3-2
Dec. 12	Ferris State	W OT	4-3
Dec. 14	FERRIS STATE	W	4-2
Dec. 27	Western Michigan +J	L	3-7
Dec. 28	Michigan Tech +J	W	9-0
Jan. 2	Miami	L OT	4-5
Jan. 3	Miami	W	5-2
Jan. 9	WESTERN MICHIGAN	W	8-6
Jan. 10	Western Michigan	W OT	5-4
Jan. 16	Illinois-Chicago	L	2-4
Jan. 17	Illinois-Chicago	W	5-3
Jan. 23	MICHIGAN	L	2-8
Jan. 24	Michigan	W	2-1
Jan. 30	TEAM CANADA (Exh.)	L	3-5
Jan. 31	TEAM CANADA (Exh.)	L	3-6
Feb. 6	BOWLING GREEN	W	6-3
Feb. 7	Bowling Green	T OT	3-3
Feb. 13	LAKE SUPERIOR STATE	L	3-4
Feb. 14	LAKE SUPERIOR STATE	L	1-4
Feb. 20	Ohio State	W	8-4
Feb. 21	Ohio State	L	5-7
Feb. 27	MICHIGAN @	W OT	8-7
Feb. 28	MICHIGAN @	W	6-3

Mar. 6	Western Michigan @J	W	6-3
Mar. 7	Bowling Green @ J	W OT	4-3
Mar. 20	MAINE !H	W	6-2
Mar. 21	MAINE !H	W	5-3
Mar. 27	Minnesota !J	W	5-3
Mar. 28	North Dakota !J	L	3-5

+J - Great Lakes Invitational; Joe Louis Arena  
 @ - CCHA Tournament  
 @J - CCHA Tournament; Joe Louis Arena  
 !H - NCAA Regional; East Lansing, Mich.  
 !J - NCAA Frozen Four; Joe Louis Arena

Player	GP	G	A	P	PIM
Mitch Messier	45	44	48	92	89
Kevin Miller	45	25	56	81	63
Bill Shibicky	42	43	36	79	100
Kip Miller	45	22	20	42	94
Brian McReynolds	45	16	25	41	68
Bobby Reynolds	40	20	13	33	40
Brad Hamilton	45	3	29	32	54
Don McSween	45	7	23	30	34
Bruce Rendall	44	11	14	25	113
Danton Cole	44	9	15	24	16
Tom Tilley	42	7	14	21	48
Chris Luongo	27	4	16	20	38
Mike O'Toole	43	2	13	15	74
Dave Arkelipane	42	6	8	14	20
Sean Clement	41	3	11	14	70
Geir Hoff	38	3	9	12	54
Steve Beadle	38	0	9	9	12
Neil Wilkinson	19	3	4	7	18
Don Gibson	43	3	3	6	74
Norm Foster	24	0	2	2	4
Jim Lycett	19	0	1	1	4
David McAuliffe	10	0	1	1	0
Bob Essensa	25	0	1	1	0
Nick Karmanos	4	0	0	0	0
Bench	-	-	-	-	12
<b>MICHIGAN STATE</b>	<b>45</b>	<b>231</b>	<b>372</b>	<b>603</b>	<b>1100</b>
<b>OPPONENTS</b>	<b>45</b>	<b>156</b>	<b>236</b>	<b>393</b>	<b>1061</b>

Goaltender	W-L-T	GAASv. Pct.
Bob Essensa	19-3-1	2.78 .884
Norm Foster	14-7-1	3.90 .858

## 1987-88

## NCAA Tournament Quarterfinalist

## Overall: 27-16-3 CCHA: 18-11-3 (3rd)

Oct. 9	Ohio State	W	9-4
Oct. 10	Ohio State	T OT	6-6
Oct. 16	Ferris State	L	2-4
Oct. 17	FERRIS STATE	W	5-2
Oct. 23	MIAMI	W	6-1
Oct. 24	MIAMI	L	2-4
Oct. 30	WESTERN MICHIGAN	W	4-2
Oct. 31	Western Michigan	W	4-0
Nov. 6	Illinois-Chicago	W	5-2
Nov. 7	Illinois-Chicago	W	5-2
Nov. 13	MICHIGAN	W	6-3
Nov. 14	Michigan	L	4-6
Nov. 20	US National Team (Exh.)J	T OT	3-3
Nov. 22	US NATIONAL TEAM (Exh.)	L	4-10
Nov. 27	Bowling Green	W	6-3
Nov. 29	BOWLING GREEN	W	7-3
Dec. 4	LAKE SUPERIOR STATE	W	4-2
Dec. 5	LAKE SUPERIOR STATE	T OT	4-4
Dec. 11	FERRIS STATE	L	4-5
Dec. 12	Ferris State	T OT	1-1
Dec. 18	Alaska Anchorage ##	W	5-2
Dec. 20	Maine ##	LOT	3-4
Dec. 29	Michigan Tech +J	W	5-2
Dec. 30	Wisconsin +J	L	3-4
Jan. 8	Miami	L	3-4
Jan. 9	Miami	W OT	7-6
Jan. 15	Western Michigan	W	7-6
Jan. 16	WESTERN MICHIGAN	W	3-2
Jan. 22	ILLINOIS-CHICAGO	W OT	5-4
Jan. 23	ILLINOIS-CHICAGO	W	8-5
Jan. 29	Michigan	L	2-5
Jan. 30	MICHIGAN	L	3-5
Feb. 5	US INTERNATIONAL	W	5-1
Feb. 6	US INTERNATIONAL	W	6-2
Feb. 12	BOWLING GREEN	L	4-5
Feb. 13	Bowling Green	L	5-6

## YEAR-BY-YEAR TEAM RESULTS

Feb. 19	Lake Superior State	L	3-7
Feb. 20	Lake Superior State	L	4-5
Feb. 26	OHIO STATE	W	7-4
Feb. 27	OHIO STATE	W	6-5
Mar. 4	ILLINOIS-CHICAGO @	W	9-4
Mar. 5	ILLINOIS-CHICAGO @	W	6-3
Mar. 11	Bowling Green @J	L	4-6
Mar. 12	Western Michigan @J	W	9-6
Mar. 18	Harvard J	W	6-5
Mar. 19	Harvard J	W	5-3
Mar. 25	Minnesota I	L	2-4
Mar. 26	Minnesota I	L	3-4

## - Johnson Nissan Classic; Anchorage, Ala.

+J - Great Lakes Invitational; Joe Louis Arena @ - CCHA Tournament

@J - CCHA Tournament; Joe Louis Arena

J - NCAA First Round; Cambridge, Mass.

I - NCAA Quarterfinals; Minneapolis, Minn.

Player	GP	G	A	P	PIM
Bobby Reynolds	46	42	25	67	52
Danton Cole	46	20	36	56	38
Steve Beadle	45	7	37	44	37
Shawn Heaphy	44	19	24	43	48
Kip Miller	39	16	25	41	51
Kerry Russell	46	16	23	39	50
Pat Murray	44	14	23	37	26
Brian McReynolds	43	10	24	34	50
Brad Hamilton	40	7	22	29	56
Jeff Harding	43	17	10	27	129
Tom Tilley	46	8	18	26	44
Mike O'Toole	44	12	10	22	76
Don Gibson	43	7	12	19	118
Chris Luongo	45	3	15	18	92
Sean Clement	42	3	12	15	92
Bruce Rendall	39	10	2	12	70
Kevin Miller	9	6	3	9	18
Jason Muzzatti	33	0	4	4	13
Walt Bartels	11	2	1	3	2
Todd Van Acker	11	0	3	3	4
Craig Shepherd	26	2	0	2	4
Leif Gustafson	14	1	1	2	0
Mark Hirth	9	0	2	2	0
Chris Marshall	29	0	2	2	27
Jamie Stewart	16	0	1	1	2
Jim Lycett	15	0	1	1	7
Bench	-	-	-	-	4
<b>MICHIGAN STATE</b>	<b>46</b>	<b>222</b>	<b>336</b>	<b>558</b>	<b>1081</b>
<b>OPPONENTS</b>	<b>46</b>	<b>173</b>	<b>257</b>	<b>430</b>	<b>1086</b>

Goaltender	W-L-T	GAASv. Pct.
Jason Muzzatti	19-9-3	3.41 .877
Jamie Stewart	8-7-0	4.11 .846

1988-89

NCAA Tournament 3rd Place  
Overall: 37-9-1 CCHA: 25-6-1 (1st)

Oct. 14	Lake Superior State	L	2-5
Oct. 15	Lake Superior State	W	6-1
Oct. 21	FERRIS STATE	W	7-4
Oct. 22	Ferris State	W	9-2
Oct. 28	ILLINOIS-CHICAGO	W	2-0
Oct. 29	ILLINOIS-CHICAGO	W OT	5-4
Nov. 4	Western Michigan	W	8-1
Nov. 5	WESTERN MICHIGAN	W	12-1
Nov. 11	Bowling Green	W	12-1
Nov. 12	BOWLING GREEN	W	6-2
Nov. 18	BOSTON UNIVERSITY	W	6-4
Nov. 19	BOSTON UNIVERSITY	W	9-3
Nov. 25	Ohio State	W	5-3
Nov. 26	Ohio State	W	9-4
Dec. 2	Miami	W	12-7
Dec. 3	Miami	W	4-3
Dec. 9	Michigan	W	3-0
Dec. 11	MICHIGAN	W	5-3
Dec. 15	Ferris State	W	8-2
Dec. 16	FERRIS STATE	W	3-0
Dec. 29	North Dakota +J	L	3-7
Dec. 30	Michigan Tech +J	W	7-1
Jan. 6	ILLINOIS-CHICAGO	L	2-4
Jan. 7	ILLINOIS-CHICAGO	W	5-1
Jan. 13	WESTERN MICHIGAN	T OT	5-5
Jan. 14	Western Michigan	L	2-4
Jan. 20	BOWLING GREEN	W	8-5

Jan. 21	Bowling Green	L	2-5
Jan. 27	Maine	W	6-3
Jan. 28	Maine	W	6-3
Feb. 3	OHIO STATE	W	6-2
Feb. 4	OHIO STATE	W	4-2
Feb. 10	MIAMI	W	9-3
Feb. 11	MIAMI	W	8-4
Feb. 17	MICHIGAN	W	7-3
Feb. 18	Michigan	W	5-3
Feb. 24	LAKE SUPERIOR STATE	L	3-6
Feb. 25	LAKE SUPERIOR STATE	L	4-5
Mar. 3	OHIO STATE @	W	9-5
Mar. 4	OHIO STATE @	W	11-4
Mar. 10	Bowling Green @ J	W	3-2
Mar. 11	Lake Superior State @ J	W	4-1
Mar. 24	BOSTON COLLEGE I H	L	3-6
Mar. 25	BOSTON COLLEGE I H	W	7-2
Mar. 26	BOSTON COLLEGE I H	W OT	5-4
Mar. 30	Harvard I	L	3-6
April 1	Maine I	W	7-4

+J - Great Lakes Invitational; Joe Louis Arena

@ - CCHA Tournament

@J - CCHA Tournament; Joe Louis Arena

I H - NCAA Quarterfinals; East Lansing, Mich.

I - NCAA Frozen Four; St. Paul, Minn.

Player	GP	G	A	P	PIM
Bobby Reynolds	47	36	41	77	78
Kip Miller	47	32	45	77	94
Danton Cole	47	29	33	62	46
Pat Murray	46	21	41	62	65
Rod Brind'Amour	42	27	32	59	63
Steve Beadle	46	14	40	54	35
Peter White	46	20	33	53	17
Shawn Heaphy	47	26	17	43	80
Dwayne Norris	47	16	23	39	40
Jason Woolley	47	12	25	37	26
Brad Hamilton	47	9	20	29	86
Kerry Russell	46	5	23	28	50
Chris Luongo	47	4	21	25	42
Don Gibson	39	7	10	17	107
Walt Bartels	45	5	9	14	12
Jim Cummins	36	3	9	12	100
Joby Messier	46	2	10	12	70
Mark Hirth	40	6	1	7	8
Mike O'Toole	24	3	1	4	28
Jason Muzzatti	42	0	3	3	35
Chris Marshall	7	0	1	1	11
Mike Gilmore	3	0	1	1	2
Doug Collins	5	0	0	0	0
Bench	-	-	-	-	14
<b>MICHIGAN STATE</b>	<b>47</b>	<b>277</b>	<b>439</b>	<b>716</b>	<b>1109</b>
<b>OPPONENTS</b>	<b>47</b>	<b>150</b>	<b>221</b>	<b>371</b>	<b>1233</b>

Goaltender	W-L-T	GAASv. Pct.
Jason Muzzatti	32-9-1	3.03 .876
Mike Gilmore	1-0-0	4.04 .762
Jamie Stewart	4-0-0	4.13 .795

1989-90

NCAA Tournament  
Overall: 35-7-3 CCHA: 26-3-1 (1st)

Oct. 13	LAKE SUPERIOR STATE	L OT	3-4
Oct. 14	LAKE SUPERIOR STATE	W	4-3
Oct. 20	FERRIS STATE	W	9-3
Oct. 21	Ferris State	L	2-5
Oct. 27	ILLINOIS-CHICAGO	W	6-2
Oct. 28	ILLINOIS-CHICAGO	W	14-1
Nov. 3	Western Michigan	W	6-4
Nov. 4	WESTERN MICHIGAN	W OT	5-4
Nov. 10	BOWLING GREEN	W	11-3
Nov. 11	Bowling Green	W OT	5-4
Nov. 17	Boston College	W	5-3
Nov. 18	Boston University	L	4-6
Nov. 24	OHIO STATE	W	8-2
Nov. 25	OHIO STATE	W	6-1
Dec. 1	MIAMI	W	4-2
Dec. 2	MIAMI	W	8-2
Dec. 9	Michigan	W	5-3
Dec. 10	MICHIGAN	W	11-4
Dec. 14	Ferris State	W	5-3
Dec. 15	FERRIS STATE	T OT	5-5
Dec. 18	Denver *	W	2-1
Dec. 20	Alberta * (Exh)	W	7-4

Dec. 29	Michigan Tech +J	W	3-2
Dec. 30	Michigan +J	L	3-6
Jan. 5	Illinois-Chicago	W	6-3
Jan. 6	Illinois-Chicago	W	6-3
Jan. 12	WESTERN MICHIGAN	W	11-2
Jan. 13	Western Michigan	W	6-3
Jan. 19	Bowling Green	W	5-4
Jan. 20	BOWLING GREEN	T OT	4-4
Jan. 27	MICHIGAN-DEARBORN	W	5-3
Feb. 2	Ohio State	W	9-2
Feb. 3	Ohio State	W	4-2
Feb. 9	Miami	W	4-2
Feb. 10	Miami	W	5-3
Feb. 16	MICHIGAN	T OT	2-2
Feb. 17	Michigan	W	5-2
Feb. 23	Lake Superior State	W	4-3
Feb. 24	Lake Superior State	L	2-3
Mar. 2	FERRIS STATE @	W	6-4
Mar. 3	FERRIS STATE @	W	13-1
Mar. 10	Michigan @ J	W OT	4-3
Mar. 11	Lake Superior State @ J	W	4-3
Mar. 23	BOSTON UNIVERSITY J	W	6-3
Mar. 24	BOSTON UNIVERSITY J	L	3-5
Mar. 25	BOSTON UNIVERSITY J	L	3-5

\* - Great Western Freezeout; Inglewood, CA

+J - Great Lakes Invitational; Joe Louis Arena

@ - CCHA Tournament

@J - CCHA Tournament; Joe Louis Arena

J - NCAA Quarterfinals; East Lansing, Mich.

Player	GP	G	A	P	PIM
Kip Miller	45	48	53	101	60
Pat Murray	45	24	60	84	36
Peter White	45	22	40	62	6
Shawn Heaphy	45	28	31	59	54
Steve Beadle	45	21	36	57	50
Jason Woolley	45	10	38	48	26
Dwayne Norris	36	19	26	45	30
Kerry Russell	45	15	12	27	62
Bryan Smolinski	39	10	17	27	45
Don Gibson	44	5	22	27	167
Rob Woodward	44	17	9	26	8
Walt Bartels	45	7	15	22	16
Jim Cummins	41	8	7	15	94
Joby Messier	42	1	11	12	58
Wes McCauley	42	2	7	9	15
Jason Muzzatti	33	0	9	9	31
Michael Thompson	19	4	4	8	4
Michael Stewart	45	2	6	8	45
Craig Shepherd	28	4	2	6	40
Jeff Pitawanakwat	40	2	4	6	17
Doug Collins	10	0	3	3	8
Bill Shalawlyo	12	1	1	2	8
Mark Hirth	5	1	1	2	4
Mike Gilmore	12	0	1	1	0
David McAuliffe	1	0	0	0	0
Bench	-	-	-	-	6
<b>MICHIGAN STATE</b>	<b>45</b>	<b>251</b>	<b>415</b>	<b>666</b>	<b>890</b>
<b>OPPONENTS</b>	<b>45</b>	<b>138</b>	<b>214</b>	<b>352</b>	<b>972</b>

Goaltender	W-L-T	GAASv. Pct.
Mike Gilmore	9-1-0	2.73 .888
Jason Muzzatti	24-6-3	3.01 .889
Jamie Stewart	2-0-0	3.80 .854

1990-91

Overall: 17-18-5 CCHA: 14-13-5 (5th)

Oct. 12	Illinois-Chicago	W	8-3
Oct. 13	Illinois-Chicago	W	9-1
Oct. 19	LAKE SUPERIOR STATE	T OT	4-4
Oct. 20	LAKE SUPERIOR STATE	L	2-5
Oct. 26	WESTERN MICHIGAN	T OT	3-3
Oct. 27	Western Michigan	W	3-2
Nov. 2	Bowling Green	L	4-6
Nov. 3	Bowling Green	L	4-5
Nov. 9	Michigan	L	2-4
Nov. 10	MICHIGAN	T OT	3-3
Nov. 16	BOSTON COLLEGE	W	4-2
Nov. 17	BOSTON COLLEGE	L	4-5
Nov. 24	MIAMI	W	4-0
Nov. 25	MIAMI	W	8-0
Nov. 30	Ferris State	L	2-4
Dec. 1	FERRIS STATE	L	4-5
Dec. 7	Ohio State	L	3-5
Dec. 8	Ohio State	T OT	2-2
Dec. 14	Bowling Green	W	9-3

## YEAR-BY-YEAR TEAM RESULTS



Dec. 15	BOWLING GREEN	W	4-2
Dec. 16	DYNAMO RIGA (EXH.)	L	5-6
Dec. 20	Toronto *	W	4-3
Dec. 21	Boston College *	W	3-2
Dec. 28	Maine +J	L	3-6
Dec. 29	Michigan Tech +J	L	2-3
Jan. 4	OHIO STATE	W	5-0
Jan. 5	OHIO STATE	W	3-1
Jan. 18	Lake Superior State	T OT	3-3
Jan. 19	Lake Superior State	L	0-4
Jan. 25	Western Michigan	L	2-3
Jan. 26	WESTERN MICHIGAN	L	1-8
Feb. 1	FERRIS STATE	L OT	2-3
Feb. 2	Ferris State	W	3-2
Feb. 8	Miami	W	3-2
Feb. 9	Miami	W	7-2
Feb. 15	Michigan J	L	5-6
Feb. 16	Michigan J	W	6-2
Feb. 22	ILLINOIS-CHICAGO	L	4-5
Feb. 23	ILLINOIS-CHICAGO	W	8-3
Mar. 1	Western Michigan @	L	3-4
Mar. 2	Western Michigan @	L	2-4

= Great Western Freezeout; Inglewood, Calif.

+ J - Great Lakes Invitational; Joe Louis Arena

@ - CCHA Tournament; Detroit, Mich.

J - Joe Louis Arena

Jan. 11	Ohio State	W	5-3
Jan. 17	MIAMI	W	7-2
Jan. 18	MIAMI	L	2-4
Jan. 21	FERRIS STATE	W	8-2
Jan. 31	Illinois-Chicago	W	6-3
Feb. 1	Illinois-Chicago	L	3-6
Feb. 7	Lake Superior State	T OT	3-3
Feb. 8	Lake Superior State	W	4-1
Feb. 14	Bowling Green	L OT	1-2
Feb. 15	BOWLING GREEN	T OT	6-6
Feb. 21	Michigan J	L	1-4
Feb. 22	Michigan J	L	4-5
Feb. 25	Ferris State	W	3-1
Feb. 28	ILLINOIS-CHICAGO	W	4-0
Feb. 29	ILLINOIS-CHICAGO	W	6-2
Mar. 6	Miami	T OT	7-7
Mar. 7	Miami	W	7-2
Mar. 13	FERRIS STATE @	W	5-2
Mar. 14	FERRIS STATE @	W	4-1
Mar. 21	Lake Superior State @ J	L	3-5
Mar. 22	Miami @ J	W	8-5
Mar. 26	Boston University ! P	W	4-2
Mar. 28	Maine ! P	W	3-2
April 2	Lake Superior State !	L	2-4

= Great Western Freezeout; Inglewood, Calif.

+ J - Great Lakes Invitational; Joe Louis Arena

J - Joe Louis Arena

@ - CCHA Tournament

@ J - CCHA Tournament; Joe Louis Arena

! P - NCAA West Regional; Providence, R.I.

! - NCAA Frozen Four; Albany, N.Y.

Dec. 12	LAKE SUPERIOR STATE	W	4-1
Dec. 20	British Columbia ##	W	7-1
Dec. 22	Kent State ##	L	1-2
Dec. 26	Northern Michigan +J	L	1-4
Dec. 27	Michigan Tech +J	W	4-3
Jan. 11	Lake Superior State	W	4-2
Jan. 15	ALASKA FAIRBANKS	L	5-6
Jan. 16	ALASKA FAIRBANKS	W	3-1
Jan. 22	Miami	L	1-2
Jan. 23	Ohio State	W	8-2
Jan. 29	BOWLING GREEN	W	6-2
Jan. 30	Michigan J	L	1-11
Feb. 5	NOTRE DAME	W	5-1
Feb. 6	Western Michigan	L	0-2
Feb. 9	Ferris State	W	7-4
Feb. 12	OHIO STATE	W	7-2
Feb. 13	OHIO STATE	W	7-1
Feb. 19	Bowling Green	T OT	5-5
Feb. 20	FERRIS STATE	L	3-5
Feb. 26	Kent State	W	3-2
Feb. 27	Kent State	W	6-4
Mar. 5	Bowling Green	L	2-6
Mar. 6	NOTRE DAME	W	5-2
Mar. 12	KENT STATE @	W	6-5
Mar. 13	KENT STATE @	W	5-2
Mar. 19	Ferris State @ J	L	2-3

## - Nissan Jeep Classic, Anchorage, AK

+ J - Great Lakes Invitational; Joe Louis Arena

J - Joe Louis Arena

@ - CCHA Tournament

@ J - CCHA Tournament; Joe Louis Arena

Player	GP	G	A	P	PIM
Jason Woolley	40	15	44	59	24
Dwayne Norris	40	26	25	51	60
Shawn Heaphy	39	30	19	49	57
Kerry Russell	39	20	28	48	36
Peter White	37	7	31	38	28
Bryan Smolinski	35	9	12	21	24
Rob Woodward	32	5	13	18	16
Joby Messier	39	5	11	16	71
Jim Cummins	34	9	6	15	110
Michael Stewart	37	3	12	15	58
Bill Shalawlyo	20	7	6	13	14
Walt Bartels	40	5	8	13	10
Michael Burkett	35	3	7	10	14
Kelly Harper	34	1	8	9	21
Nicolas Perreault	34	1	7	8	32
Steve Norton	39	1	4	5	42
Bart Turner	21	3	1	4	4
Michael Thompson	15	1	3	4	8
Jeff Pitawanakwat	25	2	1	3	26
Scott Worden	35	1	2	3	26
Wes McCauley	28	1	2	3	9
Jason Muzzatti	22	0	2	2	18
Doug Garbarz	20	0	1	1	4
Bench	-	-	-	-	12
<b>MICHIGAN STATE</b>	<b>40</b>	<b>155</b>	<b>253</b>	<b>408</b>	<b>724</b>
<b>OPPONENTS</b>	<b>40</b>	<b>130</b>	<b>212</b>	<b>342</b>	<b>745</b>

## Goaltender W-L-T GAASv. Pct.

Mike Gilmore 9-8-3 2.66 .901

Jason Muzzatti 8-10-2 3.74 .859

1991-92

## NCAA Tournament Frozen Four

Overall: 26-10-8 CCHA: 18-7-7 (3rd)

Oct. 25	MICHIGAN	W	5-3
Oct. 26	Michigan	T OT	4-4
Nov. 1	Boston College	T OT	2-2
Nov. 8	Bowling Green	W	6-3
Nov. 9	BOWLING GREEN	W	9-6
Nov. 15	LAKE SUPERIOR STATE	W	1-0
Nov. 16	LAKE SUPERIOR STATE	L	1-3
Nov. 22	WESTERN MICHIGAN	W	4-3
Nov. 23	Western Michigan	L	2-5
Dec. 6	OHIO STATE	W	12-4
Dec. 7	OHIO STATE	W	6-3
Dec. 13	FERRIS STATE	T OT	3-3
Dec. 14	Ferris State	T OT	3-3
Dec. 19	Maine = forfeit	W	1-0
Dec. 20	Waterloo =	W	9-4
Dec. 27	Michigan Tech +J	L	5-6
Dec. 28	Harvard +J	W	3-1
Jan. 4	WESTERN MICHIGAN	W	5-2
Jan. 6	Western Michigan	W OT	5-4
Jan. 10	Ohio State	T OT	6-6

Player	GP	G	A	P	PIM
Dwayne Norris	44	44	39	83	62
Peter White	44	26	51	77	32
Bryan Smolinski	44	30	35	65	59
Steve Suk	44	11	41	52	24
Rem Murray	44	13	38	51	18
Rob Woodward	43	14	16	30	64
Joby Messier	44	13	16	29	85
Nicolas Perreault	44	12	11	23	77
Bart Turner	44	9	7	16	36
Steve Guolla	36	4	9	13	8
Michael Burkett	33	7	5	12	42
Wes McCauley	42	2	10	12	42
Kelly Harper	36	4	5	9	2
Bill Shalawlyo	23	3	5	8	12
Scott Worden	44	1	7	8	36
Doug Garbarz	40	1	5	6	56
Steve Norton	44	0	6	6	38
Matt Albers	27	2	2	4	14
Michael Stewart	8	1	3	4	6
Scott Dean	21	1	2	3	26
Michael Thompson	17	1	2	3	12
Mike Buzak	7	0	1	1	2
Mike Gilmore	36	0	1	1	4
Charlie Elliott	16	0	0	0	2
Eric Kruse	8	0	0	0	2
Bench	-	-	-	-	12
<b>MICHIGAN STATE</b>	<b>44</b>	<b>199</b>	<b>317</b>	<b>516</b>	<b>773</b>
<b>OPPONENTS</b>	<b>44</b>	<b>143</b>	<b>215</b>	<b>358</b>	<b>889</b>

## Goaltender W-L-T GAASv. Pct.

Eric Kruse 4-1-1 2.81 .889

Mike Gilmore 16-10-7 3.07 .877

Mike Buzak 5-0-0 4.25 .863

1992-93

## Overall: 24-14-2 CCHA: 18-10-2 (4th)

Oct. 23	WESTERN ONTARIO	W	7-2
Oct. 30	MIAMI	L	3-4
Oct. 31	MIAMI	L	4-7
Nov. 6	Western Michigan	L	3-5
Nov. 7	Illinois-Chicago	W	4-3
Nov. 13	WESTERN MICHIGAN	W	4-2
Nov. 14	KENT STATE	W	7-1
Nov. 20	ILLINOIS-CHICAGO	W	3-2
Nov. 21	ILLINOIS-CHICAGO	W	6-2
Nov. 27	Notre Dame	W	8-4
Nov. 28	Ferris State	T OT	2-2
Dec. 4	Michigan	L	3-4
Dec. 5	MICHIGAN	W	3-1
Dec. 11	LAKE SUPERIOR STATE	L	4-7

<b>MICHIGAN STATE</b>	<b>40</b>	<b>169</b>	<b>257</b>	<b>426</b>	<b>748</b>
<b>OPPONENTS</b>	<b>40</b>	<b>127</b>	<b>200</b>	<b>327</b>	<b>840</b>

## Goaltender W-L-T GAASv. Pct.

Mike Buzak 22-10-2 2.93 .896

Eric Kruse 2-4-0 4.57 .774

1993-94

## NCAA Tournament

Overall: 23-13-5 CCHA: 17-8-5 (3rd)

Oct. 22	Illinois-Chicago	W	6-3
Oct. 23	Illinois-Chicago	W	4-3
Oct. 29	Miami	L	1-5
Oct. 30	Miami	W	4-4
Nov. 2	FERRIS STATE	L	3-4
Nov. 5	NOTRE DAME	W	3-0
Nov. 6	Notre Dame	T OT	1-1
Nov. 13	GUELPH	W	7-4
Nov. 19	MIAMI	T OT	1-1
Nov. 20	BOWLING GREEN	T OT	2-2
Nov. 23	LAKE SUPERIOR STATE	W	6-4
Nov. 26	Wisconsin	W	4-2
Nov. 27	Minnesota	L	5-6

## YEAR-BY-YEAR TEAM RESULTS

Dec. 3	KENT STATE	W	5-1
Dec. 4	KENT STATE	W	6-3
Dec. 10	Western Michigan	L	1-2
Dec. 11	WESTERN MICHIGAN	L	0-2
Dec. 29	Michigan Tech +J	W OT	3-2
Dec. 30	Michigan +J	L	2-4
Jan. 7	Ohio State	W	7-3
Jan. 8	Kent State	W	9-6
Jan. 15	BOWLING GREEN	W	3-0
Jan. 21	Michigan	W	6-3
Jan. 22	MICHIGAN	L	1-3
Jan. 28	Bowling Green	W	8-1
Jan. 29	Ohio State	W	7-4
Feb. 4	OHIO STATE	L	4-5
Feb. 5	ILLINOIS-CHICAGO	W	4-2
Feb. 11	Lake Superior State	L	1-11
Feb. 12	Lake Superior State	T OT	3-3
Feb. 19	Michigan +J	W	5-1
Feb. 24	Notre Dame	T OT	1-1
Feb. 25	FERRIS STATE	L	4-6
Mar. 3	Ferris State	W	2-1
Mar. 4	WESTERN MICHIGAN	W	5-2
Mar. 11	ILLINOIS-CHICAGO @	L	3-4
Mar. 12	ILLINOIS-CHICAGO @	W OT	2-1
Mar. 13	ILLINOIS-CHICAGO @	W	8-3
Mar. 18	Bowling Green @J	W OT	13-2
Mar. 19	Lake Superior State @J	L	0-4
Mar. 26	MASS-LOWELL	L	3-4

(J) - College Hockey Showcase; The Palace; Auburn Hills, Mich.

+J - Great Lakes Invitational; Joe Louis Arena

J - Joe Louis Arena

@ - CCHA Tournament

@J - CCHA Tournament; Joe Louis Arena

J - NCAA West Region; East Lansing, Mich.

Player	GP	G	A	P	PIM
Steve Guolla	41	23	46	69	16
Anson Carter	39	30	24	54	36
Rem Murray	41	16	38	54	18
Steve Suk	41	12	28	40	14
Kelly Harper	41	14	18	32	26
Steve Ferranti	38	6	14	20	20
Nicolas Perreault	40	6	10	16	109
Chris Smith	33	6	10	16	32
Bart Turner	41	5	11	16	40
Michael Burkett	41	7	7	14	48
Scott Worden	40	4	7	11	30
Chris Slater	27	3	8	11	14
Brian Clifford	35	6	4	10	22
Josh Weigand	34	4	3	7	40
Tony Tuzzolino	38	4	3	7	50
Bart Vanstaalduinen	41	0	7	7	60
Chris Sullivan	31	4	2	6	24
Brian Crane	21	3	1	4	10
Matt Albers	20	3	0	3	22
Ryan Fleming	13	1	2	3	4
Mike Buzak	39	0	3	3	4
Steve Norton	23	0	3	3	36
Mike Ware	19	0	1	1	14
Eric Kruse	6	0	1	1	2
Bench	-	-	-	-	12
<b>MICHIGAN STATE</b>	<b>41</b>	<b>155</b>	<b>253</b>	<b>408</b>	<b>703</b>
<b>OPPONENTS</b>	<b>41</b>	<b>123</b>	<b>184</b>	<b>307</b>	<b>870</b>

Goaltender	W-L-T	GAA	Sv. Pct.
Mike Buzak	21-12-5	2.72	.903
Eric Kruse	2-1-0	5.14	.822

1994-95

#### NCAA Tournament

Overall: 25-12-3 CCHA: 17-7-3 (3rd)

Oct. 15	BOWLING GREEN ^	W	6-3
Oct. 21	ILLINOIS-CHICAGO	W	4-1
Oct. 22	ILLINOIS-CHICAGO	W	8-3
Oct. 28	Western Michigan	W	3-2
Oct. 29	Illinois-Chicago	T OT	2-2
Nov. 4	LAKE SUPERIOR STATE	W	4-1
Nov. 5	OHIO STATE	W	5-3
Nov. 9	BOWLING GREEN	W	7-4
Nov. 11	Michigan	L	3-7
Nov. 18	ALASKA FAIRBANKS	W	5-1
Nov. 19	ALASKA FAIRBANKS	L	3-6
Nov. 25	Minnesota (J)	L	2-3

Nov. 26	Wisconsin (J)	W	3-2
Dec. 2	OHIO STATE	W	8-2
Dec. 3	LAKE SUPERIOR STATE	W	7-3
Dec. 9	Bowling Green	L	2-6
Dec. 10	WESTERN ONTARIO	W	8-2
Dec. 29	Cornell +J	W	9-4
Dec. 30	Michigan +J	L	4-5
Jan. 6	FERRIS STATE	W	9-2
Jan. 9	Lake Superior State	T OT	4-4
Jan. 13	NOTRE DAME	W	4-1
Jan. 20	Notre Dame	W	8-3
Jan. 21	Bowling Green	L	4-6
Jan. 28	Western Michigan	W	8-1
Feb. 3	Ferris State	T OT	3-3
Feb. 4	MICHIGAN	L	3-5
Feb. 10	MIAMI	L OT	2-3
Feb. 11	MIAMI	L	0-1
Feb. 17	WESTERN MICHIGAN	W	4-1
Feb. 18	Michigan J	L	1-7
Feb. 24	NOTRE DAME	W	4-1
Feb. 25	Ferris State	W	6-1
Mar. 3	Ohio State	W	4-3
Mar. 4	Miami	W	6-3
Mar. 10	ILLINOIS-CHICAGO @	W	6-4
Mar. 11	ILLINOIS-CHICAGO @	W	4-2
Mar. 18	Bowling Green @J	W OT	4-3
Mar. 19	Lake Superior State @J	L	3-5
Mar. 24	Wisconsin J	L	3-5

^ - Non-League Game

(J) - College Hockey Showcase; Civic Center, St. Paul, Minn.

+J - Great Lakes Invitational; Joe Louis Arena

J - Joe Louis Arena

@ - CCHA Tournament

@J - CCHA Tournament; Joe Louis Arena

J - NCAA West Region; Madison, Wis.

Player	GP	G	A	P	PIM
Rem Murray	40	20	36	56	21
Anson Carter	39	34	17	51	40
Steve Guolla	40	16	35	51	16
Steve Suk	40	10	27	37	32
Dean Sylvester	40	15	15	30	38
Chris Smith	39	10	20	30	62
Tony Tuzzolino	39	9	19	28	81
Chris Slater	40	5	23	28	34
Richard Keyes	39	16	11	27	60
Sean Berens	40	16	6	22	22
Mike Watt	39	12	6	18	64
Ryan Fleming	36	1	15	16	42
Taylor Clarke	31	7	8	15	42
Brian Crane	36	5	6	11	40
Bart Vanstaalduinen	40	1	8	9	32
Brian Clifford	17	2	5	7	8
Jon Gaskins	28	1	5	6	18
Tyler Harlton	39	1	4	5	55
Matt Albers	28	2	1	3	27
Mike Buzak	31	0	3	3	2
Steve Ferranti	11	0	3	3	6
Chris Sullivan	16	0	1	1	17
Josh Wiegand	2	0	0	0	2
Bench	-	-	-	-	18
<b>MICHIGAN STATE</b>	<b>40</b>	<b>183</b>	<b>274</b>	<b>457</b>	<b>743</b>
<b>OPPONENTS</b>	<b>40</b>	<b>124</b>	<b>201</b>	<b>325</b>	<b>808</b>

Goaltender	W-L-T	GAA	Sv. Pct.
Chad Alban	8-2-0	2.73	.893
Mike Buzak	17-10-3	3.14	.901

1995-96

#### NCAA Tournament

Overall: 28-13-1 CCHA: 22-7-1 (Tied 3rd)

Oct. 13	Boston College =	W	5-2
Oct. 15	Maine %	L	3-4
Oct. 20	Miami	W	6-3
Oct. 21	Bowling Green	L	2-6
Oct. 26	LAKE SUPERIOR STATE	L	1-4
Oct. 28	Ferris State	W	6-3
Oct. 31	NOTRE DAME	W	6-2
Nov. 3	CORNELL	W	6-2
Nov. 10	OHIO STATE	W OT	4-3
Nov. 11	ILLINOIS-CHICAGO	W	6-0
Nov. 17	MIAMI	W	3-0
Nov. 18	MIAMI	W OT	6-5

Nov. 24	Minnesota (J)	L OT	5-6
Nov. 25	Wisconsin (J)	W OT	5-4
Nov. 28	MICHIGAN	W	4-3
Dec. 1	Ohio State	W	5-2
Dec. 2	Ohio State	W	5-1
Dec. 8	WESTERN MICHIGAN	W	3-0
Dec. 9	LAKE SUPERIOR STATE	L	0-3
Dec. 29	Michigan Tech +J	W OT	3-2
Dec. 30	Michigan +J	L	1-3
Jan. 4	Alaska Fairbanks	W	4-3
Jan. 5	Alaska Fairbanks	W	3-2
Jan. 6	Alaska Fairbanks	W	4-2
Jan. 19	BOWLING GREEN	W	4-2
Jan. 20	FERRIS STATE	W	5-4
Jan. 26	Illinois-Chicago	W	7-3
Jan. 27	Illinois-Chicago	W	3-0
Feb. 2	FERRIS STATE	W	7-2
Feb. 3	NOTRE DAME	W	7-1
Feb. 9	Western Michigan	L	1-7
Feb. 10	WESTERN MICHIGAN	W	3-2
Feb. 16	Lake Superior State J	W	4-3
Feb. 17	Michigan J	L	1-8
Feb. 20	Notre Dame	T OT	4-4
Feb. 22	TEAM CANADA (Exh.)	L	1-7
Feb. 29	BOWLING GREEN	L	1-5
Mar. 1	Michigan	L	0-3
Mar. 8	FERRIS STATE @	W OT	3-2
Mar. 9	FERRIS STATE @	L	3-5
Mar. 10	FERRIS STATE @	W	3-1
Mar. 15	Michigan @J	L	2-6
Mar. 23	MASS-LOWELL J	L	2-6

= - Great Western Freezeout; Inglewood, Calif.

% - Great Western Freezeout; Anaheim, Calif.

(J) - College Hockey Showcase; Bradley Center; Milwaukee, Wis.

+J - Great Lakes Invitational; Joe Louis Arena

J - Joe Louis Arena

@ - CCHA Tournament

@J - CCHA Tournament; Joe Louis Arena

J - NCAA West Region; East Lansing, Mich.

Player	GP	G	A	P	PIM
Anson Carter	42	23	20	43	36
Mike Watt	37	17	22	39	60
Mike York	39	12	27	39	20
Sean Berens	42	12	25	37	32
Tony Tuzzolino	41	12	17	29	120
Richard Keyes	40	14	14	28	60
Steve Ferranti	39	12	15	27	16
Taylor Clarke	41	14	10	24	53
Chris Bogas	39	1	20	21	55
Jeff Kozakowski	42	6	14	20	43
Chris Slater	32	3	17	20	26
Brian Crane	39	9	6	15	59
Bryan Adams	42	3	8	11	12
Bart Vanstaalduinen	32	1	8	9	22
Mark Loeding	26	5	2	7	26
Mike Ford	40	4	3	7	10
Tyler Harlton	39	1	6	7	51
Chris Smith	40	1	5	6	42
Curtis Gemmel	15	3	0	3	4
Chad Alban	40	0	3	3	10
Brian Clifford	18	1	1	2	6
Jon Gaskins	17	0	1	1	4
Kevin Allen	2	0	0	0	0
Ryan Fleming	7	0	0	0	4
Bench	-	-	-	-	14
<b>MICHIGAN STATE</b>	<b>42</b>	<b>154</b>	<b>244</b>	<b>398</b>	<b>787</b>
<b>OPPONENTS</b>	<b>42</b>	<b>129</b>	<b>202</b>	<b>331</b>	<b>887</b>

Goaltender	W-L-T	GAA	Sv. Pct.
Taylor Gemmel	0-0-0	0.00	1.000
Mike Brusseau	2-0-0	2.79	.897
Chad Alban	26-13-1	3.07	.876

1996-97

#### NCAA Tournament

Overall: 23-13-4 CCHA: 16-7-4 (3rd)

Oct. 12	WESTERN ONTARIO	W	7-2
Oct. 19	WESTERN MICHIGAN	W	3-1
Oct. 22	FERRIS STATE	W	7-2
Oct. 25	Boston College	L	3-4
Oct. 27	Northeastern	L	5-6
Nov. 1	BOWLING GREEN	W	8-2



## YEAR-BY-YEAR TEAM RESULTS

Nov. 2	MICHIGAN	W	5-4
Nov. 8	ALASKA FAIRBANKS	L	2-5
Nov. 9	ALASKA FAIRBANKS	W	5-3
Nov. 15	MICHIGAN	L	1-5
Nov. 16	Ferris State	W	7-3
Nov. 22	Miami	W	4-3
Nov. 23	Bowling Green	W	5-3
Nov. 29	Wisconsin (J)	W	3-1
Nov. 30	Minnesota (J)	L	3-5
Dec. 6	NOTRE DAME	W	4-3
Dec. 27	Lake Superior State +J	L	0-5
Dec. 28	Michigan Tech +J	W	4-3
Dec. 31	COLORADO COLLEGE	W	6-2
Jan. 10	Lake Superior State	TOT	4-4
Jan. 11	Lake Superior State	TOT	4-4
Jan. 14	ALASKA FAIRBANKS	W	3-1
Jan. 21	Ferris State +V	TOT	3-3
Jan. 24	OHIO STATE	W	3-0
Jan. 25	OHIO STATE	L	2-3
Jan. 28	Notre Dame	W	3-0
Jan. 31	Western Michigan	L	2-3
Feb. 7	Western Michigan	L	2-5
Feb. 8	Michigan J	W	2-1
Feb. 14	MIAMI	L	1-2
Feb. 15	LAKE SUPERIOR STATE	W	6-3
Feb. 22	Miami	W	7-3
Feb. 23	Ohio State ^	L	3-8
Feb. 28	Notre Dame	W	3-2
Mar. 1	Bowling Green	TOT	0-0
Mar. 7	WESTERN MICHIGAN @	W	4-1
Mar. 8	WESTERN MICHIGAN @	W	3-1
Mar. 14	Miami @J	W	OT 4-3
Mar. 15	Michigan @J	L	1-3
Mar. 22	Minnesota JV	L	3-6

(J) - College Hockey Showcase; Joe Louis Arena

+ J - Great Lakes Invitational; Joe Louis Arena

+V - Van Andel Arena; Grand Rapids, Mich.

J - Joe Louis Arena

^ - Ohio Expo Center; Columbus, Ohio

@ - CCHA Tournament

@ J - CCHA Tournament; Joe Louis Arena

J V - NCAA West Regional; Van Andel Arena; Grand Rapids, Mich.

Player	GP	G	A	P	PIM
Mike York	37	18	29	47	42
Sean Berens	39	20	24	44	42
Mike Watt	39	24	17	41	109
Tony Tuzzolino	39	14	19	33	120
Steve Ferranti	37	13	18	31	27
Shawn Horcoff	40	10	13	23	20
Richard Keyes	33	6	13	19	94
Jeff Kozakowski	39	3	14	17	37
Brad Hodgins	39	3	13	16	73
Bryan Adams	29	7	7	14	51
Mark Loeding	39	8	4	12	56
Brian Crane	28	4	8	12	12
Chris Bogas	40	7	4	11	58
Kevin O'Keefe	36	3	8	11	6
Tyler Hariton	39	2	9	11	75
Mike Weaver	39	0	7	7	46
Jon Gaskins	40	1	5	6	12
Curtis Gemmel	29	2	1	3	10
Chad Alban	39	0	3	3	21
Mike Ford	39	0	1	1	6
Mike Jalaba	10	0	0	0	2
Kevin Allen	4	0	0	0	2
Mike Brusseau	5	0	0	0	15
Dan Zaluski	2	0	0	0	0
<b>MICHIGAN STATE</b>	<b>40</b>	<b>145</b>	<b>217</b>	<b>362</b>	<b>948</b>
<b>OPPONENTS</b>	<b>40</b>	<b>118</b>	<b>169</b>	<b>287</b>	<b>1034</b>

Goaltender W-L-T GAASv. Pct.

Chad Alban 23-11-4 2.72 .894

Mike Gresl 0-1-0 4.38 .833

Mike Brusseau 0-1-0 6.36 .769

1997-98

NCAA Tournament Quarterfinalist

Overall: 33-6-5 CCHA: 21-5-4 (1st)

Oct. 4	GUELPH (Exh.)	T OT	3-3
Oct. 10	Boston University	W	3-1
Oct. 11	Wisconsin	W	2-1
Oct. 17	WESTERN MICHIGAN	T OT	2-2

Oct. 18	Western Michigan	W	2-0
Oct. 25	Michigan	W	4-2
Oct. 28	Ferris State +V	W	6-1
Oct. 31	Notre Dame	W	5-1
Nov. 1	NOTRE DAME	L	1-6
Nov. 8	NOTRE DAME	W	3-1
Nov. 14	MANKATO STATE	W	5-2
Nov. 15	MANKATO STATE	W	4-0
Nov. 21	Ohio State	W	2-1
Nov. 22	Bowling Green	W	5-2
Nov. 28	WISCONSIN (J)	W	2-0
Nov. 30	MINNESOTA (J)	W	3-2
Dec. 6	BOWLING GREEN	W	4-2
Dec. 7	BOWLING GREEN	L	0-1
Dec. 27	Michigan Tech +J	W	3-1
Dec. 28	Michigan +J	W	5-3
Jan. 2	Alaska Fairbanks	L	4-6
Jan. 3	Alaska Fairbanks	W	6-2
Jan. 9	NORTHERN MICHIGAN	T OT	1-1
Jan. 10	NORTHERN MICHIGAN	W	6-1
Jan. 16	ALASKA FAIRBANKS	W	6-1
Jan. 17	Ferris State	W	7-0
Jan. 24	LAKE SUPERIOR STATE	W	4-3
Jan. 30	MIAMI	T OT	1-1
Jan. 31	MIAMI	W	7-0
Feb. 6	Ohio State	L	2-4
Feb. 7	Miami	T OT	0-0
Feb. 13	WESTERN MICHIGAN	W	4-2
Feb. 14	OHIO STATE	W	4-1
Feb. 20	MICHIGAN	W	5-1
Feb. 21	Michigan J	W	4-1
Feb. 27	LAKE SUPERIOR STATE	W	4-2
Feb. 28	FERRIS STATE	W	6-3
Mar. 6	Lake Superior State	W	4-1
Mar. 7	Northern Michigan	L	1-5
Mar. 13	FERRIS STATE @	W	3-1
Mar. 14	FERRIS STATE @	W	2-1
Mar. 20	Northern Michigan @J	W	5-1
Mar. 21	Ohio State @J	W	2-2
Mar. 28	Ohio State	L OT	3-4

-- Ice Breaker Invitational, Madison, Wis.

-V - Van Andel Arena; Grand Rapids, Mich.

(J) - College Hockey Showcase

J - Joe Louis Arena

+ J - Great Lakes Invitational; Joe Louis Arena

@ - CCHA Tournament

@ J - CCHA Tournament; Joe Louis Arena

J V - NCAA West Regional; Ann Arbor, Mich.

Player	GP	G	A	P	PIM
Mike York	40	27	34	61	38
Sean Berens	42	36	19	55	60
Rustyn Dolyrn	44	20	24	44	34
Kevin O'Keefe	44	13	18	31	26
Bryan Adams	31	9	21	30	39
Shawn Horcoff	34	14	13	27	50
Mike Weaver	44	4	22	26	68
Brad Hodgins	43	2	17	19	67
Jeff Kozakowski	42	0	19	19	24
Sean Patchell	41	7	9	16	57
Chris Bogas	44	4	10	14	75
Andrew Bogle	43	6	7	13	22
Damon Whitten	43	4	9	13	57
Tyler Hariton	44	1	12	13	68
Jon Gaskins	34	1	6	7	8
John Nail	42	3	2	5	12
Chad Alban	40	1	3	4	8
Curtis Gemmel	23	1	2	3	6
Mark Loeding	41	1	1	2	51
Mike Ford	19	1	0	1	0
Matt Kruzich	17	1	0	1	10
Brody Brandstatter	28	0	1	1	4
Mike Jalaba	7	0	0	0	2
Dan Zaluski	1	0	0	0	0
Bench	-	-	-	-	8
<b>MICHIGAN STATE</b>	<b>44</b>	<b>156</b>	<b>249</b>	<b>401</b>	<b>794</b>
<b>OPPONENTS</b>	<b>44</b>	<b>76</b>	<b>116</b>	<b>192</b>	<b>838</b>

Goaltender W-L-T GAASv. Pct.

Chad Alban 31-4-5 1.57 .926

Joe Blackburn 2-2-0 2.23 .889

Mike Gresl 0-0-0 8.42 .778

1998-99

NCAA Tournament Frozen Four

Overall: 29-6-7 CCHA: 20-3-7 (1st)

Oct. 13	WESTERN ONTARIO (Exh.)	W	5-0
Oct. 16	WESTERN MICHIGAN	T OT	1-1
Oct. 17	MASSACHUSETTS	W	3-1
Oct. 23	Bowling Green	W	7-1
Oct. 24	OHIO STATE	T OT	4-4
Oct. 30	NORTHERN MICHIGAN	W	3-1
Nov. 6	OHIO STATE	W	3-1
Nov. 7	LAKE SUPERIOR STATE	W	2-1
Nov. 13	Ohio State	L	2-3
Nov. 14	Miami	W	5-0
Nov. 20	Michigan	L	1-2
Nov. 21	Western Michigan	W	4-1
Nov. 27	Wisconsin (J)	W	3-1
Nov. 29	Minnesota (J)	L	1-2
Dec. 4	NEBRASKA-OMAHA	W	2-0
Dec. 5	NEBRASKA-OMAHA	W	3-1
Dec. 12	NORTHERN MICHIGAN	W	2-1
Dec. 26	Northern Michigan +J	W	5-3
Dec. 27	Michigan +J	W	3-1
Jan. 1	Alaska Fairbanks	W	4-1
Jan. 2	Alaska Fairbanks	W	3-1
Jan. 3	Alaska Fairbanks	W	5-0
Jan. 8	MIAMI	W	5-1
Jan. 9	BOWLING GREEN	W	3-1
Jan. 15	Bowling Green	T OT	2-2
Jan. 16	Miami +C	W	5-1
Jan. 22	Lake Superior State	W	4-1
Jan. 23	Northern Michigan	T OT	1-1
Jan. 29	MICHIGAN	T OT	3-3
Feb. 5	Notre Dame	T OT	2-2
Feb. 6	Lake Superior State J	W	3-2
Feb. 12	NOTRE DAME	W	1-0
Feb. 19	NOTRE DAME	W	3-1
Feb. 20	Michigan J	W	3-1
Feb. 26	Ferris State	T OT	1-1
Feb. 27	WESTERN MICHIGAN	W	4-2
Mar. 5	FERRIS STATE	W	4-1
Mar. 6	FERRIS STATE	L	1-2
Mar. 12	LAKE SUPERIOR STATE @	W	3-2
Mar. 13	LAKE SUPERIOR STATE @	W	4-0
Mar. 19	Northern Michigan @J	L	3-5
Mar. 28	Colorado College	W	4-3
April 1	New Hampshire	L	3-5

(J) - College Hockey Showcase

+ J - Great Lakes Invitational; Joe Louis Arena

+C - The Crown; Cincinnati, Ohio

J - Joe Louis Arena

@ - CCHA Tournament

@ J - CCHA Tournament; Joe Louis Arena

J V - NCAA West Regional; Madison, Wis.

! - NCAA Frozen Four; Anaheim, Calif.

Player	GP	G	A	P	PIM
Mike York	42	22	32	54	41
Bryan Adams	42	21	16	37	56
Shawn Horcoff	39	12	25	37	61
Rustyn Dolyrn	41	18	15	33	70
Adam Hall	36	16	7	23	74
Jeff Kozakowski	40	5	13	18	24
Brad Hodgins	42	3	15	18	64
Andrew Hutchinson	37	3	12	15	26
Damon Whitten	42	9	5	14	84
Chris Bogas	35	1	13	14	86
Joe Goodenow	36	3	10	13	38
Mark Loeding	37	4	3	7	18
Mike Weaver	42	1	6	7	54
Shawn Mather	37	4	2	6	10
John Nail	42	1	5	6	18
Sean Patchell	40	3	2	5	82
Andrew Bogle	38	2	2	4	18
Curtis Gemmel	23	0	3	3	6
Joe Blackburn	33	0	1	1	4
Jon Insana	39	0	1	1	59
Brody Brandstatter	17	0	0	0	18
Mike Ford	9	0	0	0	4
Bench	-	-	-	-	4
<b>MICHIGAN STATE</b>	<b>42</b>	<b>128</b>	<b>188</b>	<b>316</b>	<b>919</b>
<b>OPPONENTS</b>	<b>42</b>	<b>64</b>	<b>94</b>	<b>158</b>	<b>1061</b>



## YEAR-BY-YEAR TEAM RESULTS

Goaltender	W-L-T	GAASv. Pct.
Mike Gresl	8-1-0	1.22 .940
Joe Blackburn	21-5-7	1.55 .928

1999-2000

## NCAA Tournament

Overall: 27-11-4 CHA: 18-8-2 (2nd)

Oct. 5	GUELPH (Exh.)	W	11-1
Oct. 6	at Colorado College *	L	1-4
Oct. 15	at Nebraska-Omaha	W	5-2
Oct. 16	at Nebraska-Omaha	W	6-2
Oct. 22	OHIO STATE	W	1-0
Oct. 23	OHIO STATE	W	6-0
Oct. 29	FERRIS STATE	W	4-1
Oct. 30	at Ferris State	W	4-0
Nov. 5	at Alaska Fairbanks	W	5-1
Nov. 6	at Alaska Fairbanks	W	3-0
Nov. 12	BOWLING GREEN	W	3-1
Nov. 13	BOWLING GREEN	W	5-2
Nov. 19	at Miami	L	2-3
Nov. 20	at Miami	L	0-3
Nov. 26	WISCONSIN (I)	L	1-5
Nov. 27	MINNESOTA (I)	W	6-2
Dec. 4	at Notre Dame	L	0-1
Dec. 5	NOTRE DAME	W	4-1
Dec. 11	ALABAMA-HUNTSVILLE	W	5-0
Dec. 29	Michigan Tech +J	W	6-3
Dec. 30	Michigan +J	W	3-1
Jan. 7	MICHIGAN	L	0-2
Jan. 13	NEBRASKA-OMAHA	L OT	3-4
Jan. 14	NEBRASKA-OMAHA	W	3-1
Jan. 21	RENSELAER	T OT	2-2
Jan. 22	RENSELAER	W	4-1
Jan. 28	at Western Michigan	T OT	2-2
Jan. 29	at Western Michigan	L OT	2-3
Feb. 3	at Lake Superior State	W	3-0
Feb. 5	Lake Superior State J	L	1-3
Feb. 11	NORTHERN MICHIGAN	W OT	3-2
Feb. 12	NORTHERN MICHIGAN	W	2-0
Feb. 18	ALASKA FAIRBANKS	W	3-1
Feb. 19	ALASKA FAIRBANKS	W	5-2
Feb. 25	at Michigan	L	2-4
Feb. 26	Michigan J	T OT	3-3
Mar. 3	at Notre Dame	T OT	2-2
Mar. 4	NOTRE DAME	W	5-3
Mar. 10	MIAMI @	W	6-2
Mar. 11	MIAMI @	W	5-1
Mar. 17	Notre Dame @J	W	4-0
Mar. 18	Nebraska-Omaha @J	W	6-0
Mar. 24	Boston College J	L OT	5-6

\* - U.S. Hockey Hall of Fame Game

J - College Hockey Showcase

+J - Great Lakes Invitational; Joe Louis Arena

J - Joe Louis Arena

@ - CCHA Tournament

@J - CCHA Tournament; Joe Louis Arena

J - NCAA West Regional; Minneapolis, Minn.

Player	GP	G	A	P	PIM
Shawn Horcoff	42	14	51	65	50
Adam Hall	40	26	13	39	68
Rustyn Dolyne	41	18	19	37	60
Brian Maloney	42	12	19	31	87
John-Michael Liles	40	8	20	28	26
Damon Whitten	39	10	14	24	74
Sean Patchell	42	9	11	20	85
Brad Hodgins	41	7	10	17	81
Andrew Hutchinson	42	5	12	17	64
John Nail	42	5	9	14	26
Brad Fast	42	5	9	14	20
Troy Ferguson	42	5	7	12	10
Andrew Bogle	42	5	3	8	26
Mike Weaver	38	0	8	8	34
Joe Goodenow	16	2	5	7	14
Jon Insana	42	3	3	6	46
Steve Clark	34	2	3	5	6
Brody Brandstatter	25	2	2	4	16
Kris Koski	34	2	1	3	18
Steve Jackson	18	1	1	2	8
Ryan Miller	26	0	1	1	0
Bench	-	-	-	-	4
<b>MICHIGAN STATE</b>	<b>42</b>	<b>141</b>	<b>221</b>	<b>362</b>	<b>795</b>
<b>OPPONENTS</b>	<b>42</b>	<b>76</b>	<b>123</b>	<b>199</b>	<b>832</b>

Goaltender	W-L-T	GAASv. Pct.
Ryan Miller	16-5-3	1.53 .932
Joe Blackburn	11-6-1	2.17 .907

2000-01

## NCAA Tournament Frozen Four

Overall: 33-5-4 CHA: 21-4-3 (1st)

Oct. 3	USNTDP U-18 (Exh.)	L	4-6
Oct. 6	WESTERN ONTARIO (Exh.)	W	6-0
Oct. 13	at Alaska Anchorage ##	W	5-4
Oct. 14	Merrimack ##	T OT	1-1
Oct. 20	NEBRASKA-OMAHA	L	1-2
Oct. 21	NEBRASKA-OMAHA	W	4-1
Oct. 26	at Notre Dame	W	5-1
Oct. 27	at Notre Dame	W	3-2
Nov. 4	at Michigan	W	1-0
Nov. 9	NORTHERN MICHIGAN	W	3-2
Nov. 10	NORTHERN MICHIGAN	W	4-1
Nov. 17	WESTERN MICHIGAN	T OT	2-2
Nov. 21	LAKE SUPERIOR STATE	W	5-0
Nov. 24	at Minnesota (I)	W	3-2
Nov. 26	at Wisconsin (I)	W	6-2
Dec. 1	at Bowling Green	T OT	3-3
Dec. 2	at Bowling Green	W	3-1
Dec. 8	at Ferris State	T OT	0-0
Dec. 9	FERRIS STATE	W	4-1
Dec. 29	Boston College +J	W	4-1
Dec. 30	Michigan Tech	W OT	3-2
Jan. 5	YALE	W	5-0
Jan. 6	YALE	W	4-0
Jan. 12	at Lake Superior State	W	2-0
Jan. 14	at Lake Superior State	W OT	2-1
Jan. 19	MIAMI	W	1-0
Jan. 20	MIAMI	W	5-0
Jan. 23	LAKE SUPERIOR STATE	W	3-0
Jan. 27	Michigan J	L OT	3-4
Feb. 2	at Northern Michigan	L	2-3
Feb. 3	at Northern Michigan	W	2-1
Feb. 9	ALASKA FAIRBANKS	W	4-1
Feb. 10	ALASKA FAIRBANKS	W	3-0
Feb. 16	at Western Michigan	L	2-4
Feb. 17	Michigan J	W	4-2
Feb. 23	at Ohio State	W	5-2
Feb. 24	at Ohio State	W	7-2
Mar. 1	MICHIGAN	W	3-1
Mar. 9	ALASKA FAIRBANKS @	W	5-2
Mar. 10	ALASKA FAIRBANKS @	W OT	3-2
Mar. 16	Bowling Green @J	W	2-1
Mar. 17	Michigan @J	W	2-0
Mar. 25	Wisconsin JV	W	5-1
April 5	North Dakota !	L	0-2

## - Johnson Nissan Classic; Anchorage, Alaska

J - College Hockey Showcase

+J - Great Lakes Invitational; Joe Louis Arena

J - Joe Louis Arena

@ - CCHA Tournament

@J - CCHA Tournament; Joe Louis Arena

JV - NCAA West Regional; Van Andel Arena; Grand Rapids, Mich.

! - NCAA Frozen Four; Pepsi Center; Albany, N.Y.

Player	GP	G	A	P	PIM
Rustyn Dolyne	42	13	26	39	30
Brian Maloney	42	15	23	38	86
Adam Hall	42	18	12	30	42
John Nail	42	20	8	28	32
Brad Fast	42	4	24	28	16
Sean Patchell	42	8	19	27	58
John-Michael Liles	42	7	18	25	28
Damon Whitten	42	12	12	24	42
Andrew Hutchinson	42	5	19	24	46
Andrew Bogle	39	9	13	22	26
Jeremy Jackson	23	7	12	19	40
Troy Ferguson	41	4	10	14	12
Joe Goodenow	29	4	6	10	18
Joe Markusen	41	1	4	5	39
Jon Insana	42	3	1	4	61
Steve Jackson	41	1	3	4	4
Tim Hearon	38	0	4	4	8
Steve Clark	41	2	1	3	14
Ryan Miller	40	0	3	3	0
Aaron Hundt	10	1	0	1	0

Kris Koski	27	0	0	0	12
Pat Brush	1	0	0	0	0
Bench	-	-	-	-	6
<b>MICHIGAN STATE</b>	<b>42</b>	<b>134</b>	<b>218</b>	<b>352</b>	<b>620</b>
<b>OPPONENTS</b>	<b>42</b>	<b>57</b>	<b>101</b>	<b>187</b>	<b>841</b>

Goaltender	W-L-T	GAASv. Pct.
Joe Blackburn	2-0-0	0.97 .967
Ryan Miller	31-5-4	1.32 .950

2001-02

## NCAA Tournament

Overall: 27-9-5 CHA: 18-6-4 (2nd)

Sept. 29	QUEEN'S (Exh.)	W	14-1
Oct. 6	MICHIGAN *	T OT	3-3
Oct. 11	LAKE SUPERIOR STATE	W	5-0
Oct. 12	LAKE SUPERIOR STATE	W	6-1
Oct. 20	FERRIS STATE	W	2-0
Oct. 26	at Nebraska-Omaha	L	3-4
Oct. 27	at Nebraska-Omaha	L	1-5
Nov. 1	BOWLING GREEN	W	6-3
Nov. 2	BOWLING GREEN	W	4-0
Nov. 9	MASS.-AMHERST	W	6-1
Nov. 16	MIAMI	W	3-0
Nov. 17	MIAMI	W	2-0
Nov. 23	WISCONSIN (I)	W	2-1
Nov. 25	MINNESOTA (I)	T OT	4-4
Nov. 30	at Alaska Fairbanks	L	1-2
Dec. 1	at Alaska Fairbanks	W	5-1
Dec. 7	at Northern Michigan	W	4-2
Dec. 8	at Northern Michigan	W	3-0
Dec. 28	Michigan Tech +J	W	4-1
Dec. 29	North Dakota +J	L OT	4-5
Jan. 4	QUINNIPAC	W	4-1
Jan. 5	QUINNIPAC	W	3-1
Jan. 11	WESTERN MICHIGAN	W	6-3
Jan. 12	at Western Michigan	L	0-2
Jan. 15	at Ferris State	W	3-2
Jan. 19	at Michigan	T OT	1-1
Jan. 25	OHIO STATE	W	3-1
Jan. 26	OHIO STATE	W	5-1
Feb. 1	at Ohio State	T OT	3-3
Feb. 2	at Ohio State	T OT	3-3
Feb. 8	NOTRE DAME	W	2-0
Feb. 9	NOTRE DAME	L	2-3
Feb. 16	Michigan J	W	3-1
Feb. 22	at Miami	W	3-1
Feb. 23	at Miami	W	4-3
Mar. 1	at Ferris State	L	2-3
Mar. 2	FERRIS STATE	W	2-0
Mar. 8	BOWLING GREEN @	W OT	4-3
Mar. 9	BOWLING GREEN @	W	4-2
Mar. 16	Northern Michigan @ J	W	2-1
Mar. 17	Michigan @J	L	2-3
Mar. 22	Colorado College JV	L	0-2

\* - Spartan Stadium; East Lansing, Mich.

J - College Hockey Showcase

+J - Great Lakes Invitational; Joe Louis Arena

J - Joe Louis Arena; Detroit, Mich.

@ - CCHA Tournament

@J - CCHA Tournament; Joe Louis Arena

JV - NCAA West Regional; Yost Arena; Ann Arbor, Mich.

Player	GP	G	A	P	PIM
John-Michael Liles	41	13	22	35	18
Adam Hall	41	19	15	34	36
Brian Maloney	37	17	16	33	71
Jim Slater	37	11	21	32	50
Ash Goldie	41	9	18	27	10
Brad Fast	41	10	16	26	26
Andrew Hutchinson	39	6	16	22	24
Joe Goodenow	41	11	7	18	38
Mike Lalonde	41	10	7	17	8
Duncan Keith	41	3	12	15	18
Lee Falardeau	34	4	10	14	24
Brock Radunski	41	4	9	13	28
Steve Jackson	36	5	7	12	10
Kevin Estrada	40	4	7	11	24
Troy Ferguson	39	1	5	6	14
Jon Insana	41	1	4	5	24
Tim Hearon	26	0	5	5	4
Joe Markusen	39	0	5	5	18
Steve Clark	10	1	2	3	2

## YEAR-BY-YEAR TEAM RESULTS

Kris Koski	19	0	2	2	8
Ryan Miller	40	0	2	2	0
Pat Brush	1	0	0	0	0
Aaron Hundt	1	0	0	0	0
Mike Porter	3	0	0	0	0
Steve Swistak	8	0	0	0	2
Bench	-	-	-	-	2
<b>MICHIGAN STATE</b>	<b>41</b>	<b>129</b>	<b>208</b>	<b>337</b>	<b>459</b>
<b>OPPONENTS</b>	<b>41</b>	<b>73</b>	<b>109</b>	<b>185</b>	<b>642</b>

<b>Goaltender</b>	<b>W-L-T</b>	<b>GAASv.</b>	<b>Pct.</b>
Matt Migliaccio	1-0-0	1.48	.900
Ryan Miller	26-9-5	1.77	.936

RICK COMLEY  
2002-11 (nine seasons)  
186-140-39 (.563)



Rick Comley became just the fifth head coach in Spartan hockey history on April 25, 2002. Comley is one of the top five winningest coaches of all time, and retired with an overall career record of 783-615-110. He led the Spartans to the 2007 NCAA title, the 2006 CCHA Championship, and a pair of Great Lakes Invitational titles (2004, 2006). He is one of just three coaches in college hockey history to lead two programs to NCAA Championships — he captured the 1991 title, while at Northern Michigan.

Six Spartans earned All-America honors, while playing for Comley (Brad Fast and John-Michael Liles in 2003, and Jim Slater and AJ Thelen in 2004, Jeff Lerg in 2008, and Jeff Petry in 2010). Additionally, Slater was a Hobey Baker Finalist in 2005, and Lerg in 2008.

+ J - Great Lakes Invitational; Joe Louis Arena;  
J - Joe Louis Arena;  
@ - CCHA Tournament  
@ J - CCHA Tournament; Joe Louis Arena

Player	GP	G	A	P	PIM
John-Michael Liles	39	16	34	50	46
Brad Fast	39	11	35	46	28
Jim Slater	37	18	26	44	26
David Booth	39	17	19	36	53
Brian Maloney	39	19	16	35	48
Mike Lalonde	38	13	18	31	10
Brock Radunske	36	11	18	29	30
Ash Goldie	38	8	15	23	10
Colton Fretter	34	7	15	22	36
Lee Falardeau	39	9	6	15	39
Nenad Gajic	36	4	8	12	18
Kevin Estrada	35	7	4	11	16
Joe Markusen	39	2	9	11	30
Duncan Keith	15	3	6	9	8
Troy Ferguson	39	2	7	9	4
Corey Potter	35	4	4	8	30
Tim Heaton	33	2	3	5	8
Jared Nightingale	38	1	3	4	42
Chad Hontvet	14	0	2	2	10
Matt Migliaccio	35	0	2	2	4
Steve Clark	29	0	0	0	16
Kris Koski	3	0	0	0	0
Evan Shaw	9	0	0	0	2
Steve Swistak	1	0	0	0	0
<b>MICHIGAN STATE</b>	<b>39</b>	<b>154</b>	<b>250</b>	<b>404</b>	<b>522</b>
<b>OPPONENTS</b>	<b>39</b>	<b>118</b>	<b>185</b>	<b>303</b>	<b>600</b>

<b>Goaltender</b>	<b>W-L-T</b>	<b>GAASv.</b>	<b>Pct.</b>
Matt Migliaccio	21-10-2	2.59	.914
Justin Tobie	2-4-0	4.80	.855

2003-04  
NCAA Tournament  
Overall: 23-17-2 CCHA: 17-9-2 (3rd)

Oct. 5	WINDSOR (Exh.)	W	6-0
Oct. 10	FINDLAY ^	L	3-4
Oct. 11	MINNESOTA-DULUTH ^	W	5-4
Oct. 17	OHIO STATE	L	0-5
Oct. 18	OHIO STATE	L	1-4
Oct. 24	WESTERN MICHIGAN	W	4-2
Oct. 25	at Western Michigan	W	7-3
Oct. 31	FERRIS STATE	W	8-0
Nov. 1	at Ferris State	W	4-2
Nov. 7	NOTRE DAME	W	3-1
Nov. 8	NOTRE DAME	T	3-3
Nov. 14	at Miami	L	2-4
Nov. 15	at Miami	W	3-1
Nov. 20	WAYNE STATE	L	0-3
Nov. 21	WAYNE STATE	W	7-2
Nov. 28	MINNESOTA (J)	L	1-5
Nov. 29	WISCONSIN (J)	L	1-2
Dec. 5	at Michigan	L	0-2
Dec. 6	MICHIGAN	W	2-0
Dec. 17	USNTDP U-18 (Exh.)	W	2-1
Dec. 27	vs. Michigan Tech +J	W	7-2
Dec. 28	vs. 2 Boston College +J	L	3-4
Jan. 2	NORTHERN MICHIGAN	W	7-2
Jan. 3	NORTHERN MICHIGAN	L	0-5
Jan. 9	UMASS-LOWELL	W	2-0
Jan. 10	UMASS-LOWELL #F	L	2-3
Jan. 16	at Bowling Green	W	1-0
Jan. 17	at Bowling Green	L	2-3
Jan. 23	at 13 Ohio State	W	4-2
Jan. 24	at 13 Ohio State	W	3-0
Jan. 30	11 MIAMI	L	1-2
Jan. 31	11 MIAMI	L	1-3
Feb. 5	at Lake Superior State	W	8-5
Feb. 7	vs. Lake Superior State J	W	2-1
Feb. 13	at Alaska Fairbanks	L	0-5
Feb. 14	at Alaska Fairbanks	W	3-2
Feb. 20	NEBRASKA-OMAHA	W	3-0
Feb. 21	NEBRASKA-OMAHA	W	5-0
Mar. 5	6 MICHIGAN	T	4-4
Mar. 6	vs. 6 Michigan J	W	1-0
Mar. 12	FERRIS STATE @	W	6-4
Mar. 13	FERRIS STATE @	W	5-3
Mar. 18	vs. Northern Michigan @J	L	1-2
Mar. 27	vs. Minnesota-Duluth JV	L	0-5

^ - Ice Breaker Tournament; East Lansing, Mich  
(J) - College Hockey Showcase  
+ J - Great Lakes Invitational; Joe Louis Arena  
J - Joe Louis Arena  
@ - CCHA Tournament  
@ J - CCHA Tournament; Joe Louis Arena  
JV - NCAA Midwest Regional; Van Andel Arena; Grand Rapids, Mich.  
#F - UMASS-Lowell Forfeited

Player	GP	G	A	P	PIM
Jim Slater	42	19	29	48	38
Mike Lalonde	42	22	18	40	18
Tommy Goebel	35	15	17	32	24
A.J. Thelen	41	11	18	29	50
Brock Radunske	42	12	10	22	60
Ash Goldie	42	9	13	22	22
David Booth	30	8	10	18	30
Colton Fretter	39	6	11	17	22
Adam Nightingale	36	9	7	16	32
Kevin Estrada	34	6	10	16	43
Chris Snively	35	3	13	16	8
Ethan Graham	42	2	9	11	28
Tyler Howells	32	1	10	11	8
Lee Falardeau	35	5	5	10	28
Drew Miller	41	4	6	10	39
Chris Lawrence	23	2	8	10	2
Joe Markusen	36	0	9	9	55
Jared Nightingale	42	0	8	8	54
Corey Potter	38	0	8	8	63
Steve Swistak	27	2	2	4	16
Chad Hontvet	8	0	1	1	4
Matt Migliaccio	15	0	1	1	0
Dominic Vicari	29	0	1	1	2
Brandon Warner	11	0	1	1	8
Nenad Gajic	4	0	0	0	0
Bench	-	-	-	-	6
<b>MICHIGAN STATE</b>	<b>42</b>	<b>136</b>	<b>225</b>	<b>361</b>	<b>660</b>
<b>OPPONENTS</b>	<b>42</b>	<b>105</b>	<b>161</b>	<b>266</b>	<b>681</b>

<b>Goaltender</b>	<b>W-L-T</b>	<b>GAASv.</b>	<b>Pct.</b>
Dominic Vicari	15-13-1	2.31	.916
Matt Migliaccio	8-4-1	2.70	.915

2004-05  
Overall: 20-17-4 CCHA: 12-13-3 (6th)

Oct. 10	TORONTO (Exh.)	W	7-2
Oct. 15	ST. LAWRENCE	L	1-3
Oct. 17	NEW HAMPSHIRE	W	5-1
Oct. 22	at Northern Michigan	L	2-3
Oct. 23	at Northern Michigan	L	2-4
Oct. 29	NEBRASKA-OMAHA	W	5-2
Oct. 30	NEBRASKA-OMAHA	L	2-5
Nov. 5	FERRIS STATE	W	4-2
Nov. 6	at Ferris State	W	5-1
Nov. 12	CORNELL	T	0-1
Nov. 14	CORNELL	W	2-0
Nov. 18	MICHIGAN	L	2-4
Nov. 20	at Michigan	L	4-5
Nov. 26	at 2 Wisconsin (J)	W	4-0
Nov. 27	at 3 Minnesota (J)	L	0-5
Dec. 3	BOWLING GREEN	L	1-2
Dec. 4	at Bowling Green	W	6-4
Dec. 10	at Notre Dame	L	0-2
Dec. 11	NOTRE DAME	W	4-1
Dec. 29	vs. 6 New Hampshire +J	W	0-4
Dec. 30	vs. 3 Michigan +J	W	0-1
Jan. 7	at Miami	W	4-0
Jan. 8	at Miami	L	1-4
Jan. 14	at Western Michigan	L	4-5
Jan. 15	WESTERN MICHIGAN	W	3-1
Jan. 21	LAKE SUPERIOR STATE	W	8-0
Jan. 22	LAKE SUPERIOR STATE	T	0-2
Jan. 28	USNTDP U-18 (Exh.)	L	3-4
Feb. 4	at 5 Michigan	T	0-2
Feb. 5	5 Michigan J	T	0-1
Feb. 11	at Alaska Fairbanks	L	0-1
Feb. 12	at Alaska Fairbanks	L	0-6
Feb. 18	7 OHIO STATE	W	6-3
Feb. 19	7 OHIO STATE	L	1-5
Feb. 25	at Bowling Green	L	1-2
Feb. 26	BOWLING GREEN	W	3-3
Mar. 4	NOTRE DAME	W	3-2
Mar. 5	at Notre Dame	W	2-1
Mar. 11	MIAMI @	W	2-1

^ - Maverick Stampede; Omaha, Neb.  
(J) - College Hockey Showcase

## YEAR-BY-YEAR TEAM RESULTS

Mar. 12	MIAMI @	W	5-4
Mar. 17	vs. Nebraska-Omaha @ J	W	5-0
Mar. 18	vs. 8 Ohio State @ J	L	1-4
Mar. 19	vs. Alaska Fairbanks @J	L	2-3

[J] - College Hockey Showcase

+ J - Great Lakes Invitational; Joe Louis Arena

- J - Joe Louis Arena;

@ - CCHA Tournament

@ J - CCHA Tournament; Joe Louis Arena

Player	GP	G	A	P	PIM
Jim Slater	41	16	32	48	30
Colton Fretter	40	20	24	44	28
Drew Miller	40	17	16	33	20
Ash Goldie	39	11	10	21	28
Tommy Goebel	41	6	15	21	30
Chris Mueller	41	2	17	19	32
Jim McKenzie	34	11	7	18	44
David Booth	29	7	9	16	30
Bryan Lerg	41	10	5	15	14
Tyler Howells	35	1	14	15	14
Ethan Graham	40	5	9	14	22
Mike Lalonde	35	5	9	14	6
A.J. Thelen	33	0	11	11	48
Chris Snaveley	40	1	9	10	18
Adam Nightingale	31	3	3	6	35
Jeff Dunne	27	0	6	6	10
Corey Potter	32	0	6	6	73
Kevin Estrada	26	3	1	4	16
Chad Hontvet	11	2	2	4	4
Peder Skinner	20	0	4	4	2
Jared Nightingale	35	0	3	3	39
Daniel Vukovic	18	1	0	1	8
Brandon Warner	3	0	1	1	2
Chris Lawrence	4	0	0	0	0
Bench	-	-	-	-	-
<b>MICHIGAN STATE</b>	<b>41</b>	<b>121</b>	<b>213</b>	<b>334</b>	<b>569</b>
<b>OPPONENTS</b>	<b>41</b>	<b>100</b>	<b>162</b>	<b>262</b>	<b>725</b>

Goaltender	W-L-T	GAA	Sv. Pct.
Dominic Vicari	18-16-4	2.30	.923
Matt Migliaccio	2-1-0	2.61	.897

2005-06

NCAA Tournament

Overall: 25-12-8 CCHA: 14-7-2 (2nd)

Oct. 8	vs. Wayne State ^	W	5-1
Oct. 9	vs. North Dakota ^	W	3-0
Oct. 14	WESTERN ONTARIO (Exh.)	W	4-2
Oct. 22	at 1 Michigan	T OT	3-3
Oct. 25	USNTDP U-18 (Exh.)	W	5-2
Oct. 28	at 2 Cornell	L	2-4
Oct. 29	at 2 Cornell	W	4-3
Nov. 4	14 NORTHERN MICHIGAN	W OT	5-4
Nov. 5	14 NORTHERN MICHIGAN	W	5-0
Nov. 8	at Ferris State	T OT	2-2
Nov. 11	NEBRASKA-OMAHA	L	4-7
Nov. 12	NEBRASKA-OMAHA	L OT	2-3
Nov. 15	at Ohio State	L	2-3
Nov. 18	WESTERN MICHIGAN	T OT	3-3
Nov. 19	at Western Michigan	L	3-5
Nov. 25	2 WISCONSIN (J)	L	1-3
Nov. 26	7 MINNESOTA (J)	T OT	2-2
Dec. 2	BOWLING GREEN	W	3-0
Dec. 3	at Bowling Green	L	2-4
Dec. 9	at Alaska-Fairbanks	T OT	4-4
Dec. 10	at Alaska-Fairbanks	W	3-0
Dec. 29	vs. Michigan Tech +J	W OT	3-2
Dec. 30	vs. 7 Colorado College +J	L	3-6
Jan. 6	WAYNE STATE	W	3-1
Jan. 7	WAYNE STATE	W	5-1
Jan. 13	ALASKA-FAIRBANKS	W	4-0
Jan. 14	ALASKA-FAIRBANKS	W	2-1
Jan. 17	6 MICHIGAN	W	2-0
Jan. 20	at Nebraska-Omaha	W OT	4-3
Jan. 21	at Nebraska-Omaha	L	2-3
Jan. 24	FERRIS STATE	L	1-2
Jan. 27	8 MICHIGAN	T OT	1-1
Jan. 28	vs. 8 Michigan J	T OT	5-5
Feb. 3	at Notre Dame	W	3-2
Feb. 4	NOTRE DAME	W	2-1
Feb. 9	at Ohio State	W	4-3
Feb. 17	2 MIAMI	W	3-2
Feb. 18	2 MIAMI	W	3-1

Feb. 23	at Lake Superior State	W	3-2
Feb. 25	vs. Lake Superior State J	T OT	2-2
Mar. 10	ALASKA-FAIRBANKS @	L	1-2
Mar. 11	ALASKA-FAIRBANKS @	W	6-1
Mar. 12	ALASKA-FAIRBANKS @	W	7-4
Mar. 17	vs. 11 Michigan @J	W	4-1
Mar. 18	vs. 2 Miami @J	W	2-1
Mar. 25	vs. 11 New Hampshire JV	W	1-0
Mar. 26	vs. 10 Maine JV	L	4-5

^ - Lefty McFadden Invitational; Dayton, Ohio

[J] - College Hockey Showcase

+ J - Great Lakes Invitational; Joe Louis Arena

@ - CCHA Tournament

@ J - CCHA Tournament; Joe Louis Arena

JV - NCAA East Regional; Pepsi Arena; Albany, NY

Player	GP	G	A	P	PIM
Drew Miller	44	18	25	43	30
Bryan Lerg	45	15	23	38	26
David Booth	36	13	22	35	50
Tyler Howells	45	10	24	34	30
Tim Crowder	44	17	13	30	29
Colton Fretter	45	10	19	29	28
Jim McKenzie	43	11	17	28	85
Chris Mueller	41	11	16	27	47
Justin Abdelkader	44	10	12	22	83
Corey Potter	45	4	18	22	117
Tim Kennedy	29	4	15	19	31
Ethan Graham	45	3	9	12	20
Nick Sucharski	36	2	5	7	18
Jared Nightingale	41	1	6	7	26
Chris Lawrence	39	2	4	6	18
Chris Snaveley	30	1	5	6	16
Zak McClellan	30	3	2	5	21
Daniel Vukovic	43	0	4	4	14
Dan Sturges	25	2	1	3	8
Brandon Warner	8	1	0	1	14
Chad Hontvet	12	0	1	1	6
Kurt Kivisto	1	0	0	0	0
Matt Showneyia	2	0	0	0	0
Peder Skinner	3	0	0	0	0
Jeff Dunne	17	0	0	0	8
Brandon Gentile	17	0	0	0	16
Dominic Vicari	16	0	0	0	2
Bench	-	-	-	-	-
<b>MICHIGAN STATE</b>	<b>45</b>	<b>138</b>	<b>241</b>	<b>379</b>	<b>751</b>
<b>Opponents</b>	<b>45</b>	<b>103</b>	<b>163</b>	<b>266</b>	<b>910</b>

2006-07

NCAA Champions

Overall: 26-13-3 CCHA: 15-10-3 (4th)

Oct. 6	WILFRED LAURIER (Exh.)	W	11-2
Oct. 13	WESTERN MICHIGAN	W	4-1
Oct. 15	at Western Michigan	L	2-3
Oct. 19	USNTDP U-18 (Exh.)	L	4-5
Oct. 27	ST. LAWRENCE	W	5-3
Oct. 28	SACRED HEART	W	7-5
Nov. 3	9 MICHIGAN	W	7-4
Nov. 4	at 9 Michigan	L	2-6
Nov. 7	FERRIS STATE	T OT	2-2
Nov. 10	at Ferris State	W	6-0
Nov. 17	at 5/6 Notre Dame	L	1-4
Nov. 18	5/6 NOTRE DAME	W	2-0
Nov. 21	at 7 Michigan	L	1-2
Nov. 24	at 1 Minnesota (J)	L	4-5
Nov. 25	at Wisconsin (J)	L	0-2
Dec. 1	OHIO STATE	W	4-1
Dec. 2	OHIO STATE	L	1-4
Dec. 8	at Northern Michigan	W	3-2
Dec. 9	at Northern Michigan	W	3-2
Dec. 29	vs. Harvard +J	W	5-2
Dec. 30	vs. 10 Michigan +J	W	4-1
Jan. 5	at 6/4 Miami *	L	2-5
Jan. 6	at 6/4 Miami *	W	4-1
Jan. 12	ALASKA *	W OT	3-2
Jan. 13	ALASKA *	W	4-3
Jan. 19	LAKE SUPERIOR STATE	W OT	3-2
Jan. 20	LAKE SUPERIOR STATE	W	4-0
Feb. 2	at Nebraska-Omaha	W	5-1

Feb. 3	at Nebraska-Omaha	T OT	3-3
Feb. 9	FERRIS STATE	W	2-1
Feb. 10	vs. 8/9 Michigan J	T OT	3-3
Feb. 13	at Ferris State	L	1-2
Feb. 16	at Western Michigan	L	3-4
Feb. 17	WESTERN MICHIGAN	L	0-2
Feb. 23	at Bowling Green	W	5-3
Feb. 24	BOWLING GREEN	L	1-2
Mar. 9	NEBRASKA-OMAHA @	W	4-2
Mar. 10	NEBRASKA-OMAHA @	W	4-1
Mar. 16	vs. Michigan @J	L	2-5
Mar. 17	vs. Lake Superior State @J	W OT	7-6
Mar. 23	vs. 9 Boston University IV	W	5-1
Mar. 24	vs. 1 Notre Dame IV	W	2-1
Apr. 5	vs. 6 Maine !	W	4-2
Apr. 7	vs. 1 Boston College !	W	3-1

[J] - College Hockey Showcase

+ J - Great Lakes Invitational; Joe Louis Arena

- J - Joe Louis Arena;

@ - CCHA Tournament

@ J - CCHA Tournament; Joe Louis Arena

!V - NCAA Midwest Regional; Van Andel Arena,

Grand Rapids, Mich.

! - NCAA Frozen Four; Scottrade Center, St. Louis, Mo.

Player	GP	G	A	P	PIM
Tim Kennedy	42	18	25	43	49
Bryan Lerg	41	23	14	36	21
Justin Abdelkader	38	15	18	33	91
Chris Mueller	42	16	16	32	30
Jim McKenzie	35	12	18	30	56
Tyler Howells	42	4	22	26	22
Tim Crowder	41	14	11	25	18
Nick Sucharski	41	9	15	24	32
Ethan Graham	35	1	12	13	30
Daniel Vukovic	42	7	5	12	18
Mike Ratchuk	40	4	2	12	28
Jay Sprague	32	3	9	12	14
Chris Snaveley	27	2	9	11	26
Jeff Dunne	33	1	10	11	21
Chris Lawrence	40	1	6	7	19
Brandon Warner	23	2	4	6	14
Dan Sturges	21	1	5	6	4
Matt Schepke	23	3	2	5	14
Brandon Gentile	41	0	4	4	55
Zak McClellan	27	0	2	2	8
Kurt Kivisto	14	1	1	2	2
Ryan Turek	31	0	2	2	18
Justin Johnston	3	0	0	0	0
Bench	-	-	-	-	-
<b>MICHIGAN STATE</b>	<b>42</b>	<b>137</b>	<b>219</b>	<b>356</b>	<b>598</b>
<b>Opponents</b>	<b>42</b>	<b>102</b>	<b>172</b>	<b>274</b>	<b>722</b>

Goaltender	W-L-T	GAA	Sv. Pct.
Bobby Jarosz	0-0-0	0.87	.973
Jeff Lerg	26-13-3	2.41	.913

2007-08

NCAA Tournament

Overall: 25-12-5 CCHA: 19-6-3 (3rd)

Oct. 10	WINDSOR (Exh.)	W	6-0
Oct. 13	at 1 North Dakota	L	6-0
Oct. 19	COLGATE	W	6-3
Oct. 20	NORTHERN MICHIGAN	W	2-1
Oct. 26	NORTHERN MICHIGAN	W	5-4
Oct. 27	NORTHERN MICHIGAN	W	3-2
Nov. 2	at Alaska	W	3-1
Nov. 3	at Alaska	W	3-1
Nov. 9	MERCYHURST	W	6-2
Nov. 10	MERCYHURST	W	6-2
Nov. 15	1/2 MIAMI	L	2-4
Nov. 16	1/2 MIAMI	L	1-3
Nov. 23	12/14 MINNESOTA (J)	T OT	3-3
Nov. 24	13/15 WISCONSIN (J)	T OT	4-4
Nov. 30	at Lake Superior State	W	3-2
Dec. 1	at Lake Superior State	W	5-2
Dec. 7	at Ferris State	W	4-3
Dec. 8	FERRIS STATE	W	4-1
Dec. 28	vs. Michigan Tech +J	L	1-4
Dec. 29	vs. Providence +J	L	3-5
Jan. 4	LAKE SUPERIOR STATE	W	8-2
Jan. 5	LAKE SUPERIOR STATE	T OT	3-3



## YEAR-BY-YEAR TEAM RESULTS



Jan. 11	6 NOTRE DAME	W	3-1
Jan. 13	at 6 Notre Dame	TOT	1-1
Jan. 18	at Ohio State	W	4-1
Jan. 19	at Ohio State	W	4-0
Jan. 25	at 1 Michigan	W	1-0
Jan. 26	1 MICHIGAN	TOT	2-2
Feb. 1	NEBRASKA-OMAHA	L OT	5-4
Feb. 2	NEBRASKA-OMAHA	W	4-2
Feb. 8	at Northern Michigan	L	1-3
Feb. 9	at Northern Michigan	L	0-3
Feb. 15	WESTERN MICHIGAN	W	3-0
Feb. 16	at Western Michigan	W	4-2
Feb. 22	MICHIGAN	W	5-2
Feb. 23	vs. Michigan J	L	5-2
Feb. 29	BOWLING GREEN	W	6-3
Mar. 1	at Bowling Green	W	4-0
Mar. 14	NORTHERN MICHIGAN @	W	5-1
Mar. 15	NORTHERN MICHIGAN @	L	1-2
Mar. 16	NORTHERN MICHIGAN @	L OT	2-3
Mar. 28	vs. Colorado College V	W	3-1
Mar. 29	vs. Notre Dame V	L	3-1

(J) - College Hockey Showcase

+ J - Great Lakes Invitational; Joe Louis Arena

J - Joe Louis Arena

@ - CCHA Tournament

V - NCAA West Regional; Colorado Springs World Arena, Colorado Springs, Colo.

Dec. 27	vs. 18/- North Dakota +J	W	2-1
Dec. 28	vs. 11/12 Michigan +J	L	1-5
Jan. 2	28 ALASKA	W	2-1
Jan. 3	18 ALASKA	L	1-3
Jan. 16	at 9 Miami	W	4-1
Jan. 17	at 9 Miami	L	1-6
Jan. 23	vs. Michigan J	L	2-6
Jan. 24	at Michigan	L	3-5
Jan. 30	at Lake Superior State	L	0-2
Jan. 31	at Lake Superior State	L	2-4
Feb. 6	FERRIS STATE	T OT	2-2
Feb. 7	at Ferris State	W	1-0
Feb. 13	16 OHIO STATE	T OT	1-1
Feb. 14	16 OHIO STATE	W	2-1
Feb. 20	BOWLING GREEN	W	3-2
Feb. 21	at Bowling Green	L	0-4
Feb. 27	at 1 Notre Dame	L	0-5
Feb. 28	1 NOTRE DAME	L	1-2
Mar. 6	at Northern Michigan @	L	3-5
Mar. 7	at Northern Michigan @	L	2-8

^ - Icebreaker Tournament, Agganis Arena; Boston, Mass.

(J) - College Hockey Showcase

+ J - Great Lakes Invitational; Joe Louis Arena

J - Joe Louis Arena

@ - CCHA Tournament

Dec. 5	at Northern Michigan	LOT	2-3
Dec. 11	at Bowling Green	W OT	3-2
Dec. 12	BOWLING GREEN	W	4-1
Dec. 29	vs. Michigan Tech +J	W	10-1
Dec. 30	vs. Rensselaer +J	W	6-1
Jan. 4	USNTDP U-18 (Exh.)	W	8-2
Jan. 8	LAKE SUPERIOR	W	4-2
Jan. 9	LAKE SUPERIOR	T OT	3-3
Jan. 15	at Notre Dame	L	2-5
Jan. 16	NOTRE DAME	T OT	4-4
Jan. 22	OHIO STATE	W	5-2
Jan. 23	OHIO STATE	L	2-4
Jan. 29	20 MICHIGAN	W	3-2
Jan. 30	vs. 20 Michigan J	L	4-5
Feb. 5	at Alaska	L	0-2
Feb. 6	at Alaska	T OT	1-1
Feb. 19	at 14 Ferris State	L	1-4
Feb. 20	14 FERRIS STATE	W	3-2
Feb. 26	BOWLING GREEN	W	5-2
Feb. 27	at Bowling Green	T OT	2-2
Mar. 12	MICHIGAN @	L	1-5
Mar. 13	MICHIGAN @	L	3-5

^ - Allen Co. War Memorial Coliseum; Fort Wayne, Ind.

(J) - College Hockey Showcase

+ J - Great Lakes Invitational; Joe Louis Arena

J - Joe Louis Arena

@ - CCHA Tournament

Player	GP	G	A	P	PIM
Tim Kennedy	42	20	23	43	50
Justin Abdelkader	42	19	21	40	107
Bryan Leck	42	20	19	39	18
Tim Crowder	42	15	23	38	36
Chris Mueller	42	13	14	27	32
Nick Sucharski	41	9	17	26	32
Matt Schepke	37	11	14	25	41
Mike Ratchuk	42	6	19	25	48
Jeff Petry	42	3	21	24	28
Daniel Vukovic	42	3	19	22	24
Corey Tropp	42	6	11	17	16
Dustin Gazley	40	3	9	12	31
Brandon Gentile	39	0	9	9	24
Andrew Rowe	21	3	4	7	8
Jeff Dunne	37	3	4	7	29
Ryan Turek	35	0	5	5	16
Jay Sprague	16	0	2	2	6
Justin Johnston	24	0	2	2	6
Jeff Lerg	41	0	2	2	0
A.J. Sturges	5	1	0	1	6
Joey Shean	6	0	0	0	4
Dan Sturges	8	0	0	0	4
Kurt Kivisto	28	0	0	0	8
Zak McClellan	41	0	0	0	20
Bench					2
<b>MICHIGAN STATE</b>	<b>42</b>	<b>135</b>	<b>238</b>	<b>373</b>	<b>596</b>
<b>Opponents</b>	<b>42</b>	<b>98</b>	<b>160</b>	<b>258</b>	<b>700</b>

<b>Goaltender</b>	<b>W-L-T</b>	<b>GAASv. Pct.</b>
Bobby Jarosz	1-0-0	1.39 .943
Jeff Lerg	24-12-5	2.22 .926

2008-09

**Overall: 10-23-5 CCHA: 7-17-4 (10th)**

Oct. 6	WESTERN ONTARIO (Exh.)	W	4-3
Oct. 10	vs. Massachusetts ^	W	3-1
Oct. 11	at 9 Boston University ^	L	1-2
Oct. 16	UMASS LOWELL	L	0-3
Oct. 17	UMASS LOWELL	W	2-1
Oct. 24	18 NORTHERN MICHIGAN	T OT	2-2
Oct. 25	18 NORTHERN MICHIGAN	W	2-0
Oct. 31	WESTERN MICHIGAN	W	3-1
Nov. 1	at Western Michigan	T OT	2-2
Nov. 7	at Ohio State	L	0-3
Nov. 8	at Ohio State	L	1-3
Nov. 14	10 MIAMI	L	1-5
Nov. 15	10 MIAMI	L	1-3
Nov. 21	at Nebraska-Omaha	L	1-7
Nov. 22	at Nebraska-Omaha	L	1-3
Nov. 28	at Wisconsin (J)	L	1-3
Nov. 29	at 1 Minnesota (J)	T OT	4-4
Dec. 5	at 14 Michigan	L	1-6
Dec. 6	14 MICHIGAN	L	3-5
Dec. 16	USNTDP U-18 (Exh.)	L	2-4

Player	GP	G	A	P	PIM
Matt Schepke	38	14	10	24	67
Daultan Leveille	38	9	8	17	12
Dustin Gazley	37	7	7	14	34
Andrew Rowe	35	6	8	14	14
Jeff Petry	38	2	12	14	32
Tim Crowder	24	4	9	13	14
Corey Tropp	21	3	8	11	45
Tim Buttery	38	1	6	7	16
Kurt Kivisto	35	3	3	6	6
Brock Shelgren	34	1	5	6	4
Andrew Conboy	21	3	2	5	76
Ben Warda	33	1	4	5	24
Matt Crandell	32	0	5	5	20
Jay Sprague	23	1	3	4	34
Joey Shean	21	2	1	3	10
Brett Perlini	26	2	1	3	4
Trevor Nil	34	1	2	3	6
Brandon Gentile	38	0	3	3	81
Adam Henderson	27	1	1	2	12
Ryan Turek	14	0	2	2	20
Dan Sturges	30	1	0	1	16
Nick Sucharski	6	0	1	1	6
Justin Johnston	29	0	1	1	10
Shaun Fulton	1	0	0	0	0
Jacob Schering	4	0	0	0	4
Mike Merrifield	6	0	0	0	2
Drew Palmisano	7	0	0	0	0
Jeff Lerg	32	0	0	0	0
Bench					4
<b>MICHIGAN STATE</b>	<b>38</b>	<b>62</b>	<b>102</b>	<b>164</b>	<b>573</b>
<b>OPPONENTS</b>	<b>38</b>	<b>118</b>	<b>203</b>	<b>321</b>	<b>584</b>

<b>Goaltender</b>	<b>W-L-T</b>	<b>GAASv. Pct.</b>
Jeff Lerg	9-20-3	2.94 .917
Drew Palmisano	1-3-2	3.33 .898

2009-10

**Overall: 19-13-6 CCHA: 14-8-6 (2nd)**

Oct. 5	WESTERN ONTARIO (Exh.)	W	5-2
Oct. 9	CLARKSON	W	6-1
Oct. 10	CLARKSON	W	4-3
Oct. 16	at Maine	W	5-3
Oct. 17	at Maine	L	3-5
Oct. 23	at 1 Miami	L	1-2
Oct. 24	at 1 Miami	W OT	3-2
Oct. 30	WESTERN MICHIGAN	W	2-1
Oct. 31	at Western Michigan	W	5-3
Nov. 5	10 NEBRASKA-OMAHA	W	3-0
Nov. 6	10 NEBRASKA-OMAHA	T OT	3-3
Nov. 13	at 6 Michigan	W	3-2
Nov. 14	6 MICHIGAN	W	2-0
Nov. 19	14 NOTRE DAME	T OT	1-1
Nov. 22	vs. 14 Notre Dame ^	L	1-4
Nov. 27	15 WISCONSIN (J)	L	3-7
Nov. 28	MINNESOTA (J)	L	1-2
Dec. 4	at Northern Michigan	W	1-0

Player	GP	G	A	P	PIM
Corey Tropp	37	20	22	42	50
Derek Grant	38	12	18	30	10
Jeff Petry	38	4	25	29	26
Andrew Rowe	38	17	11	28	38
Daultan Leveille	38	6	19	25	16
Dustin Gazley	38	9	12	21	28
Torey Krug	38	3	18	21	67
Nick Sucharski	37	9	10	19	47
Brett Perlini	20	7	5	12	10
Zach Josepher	35	5	7	12	30
Matt Crandell	38	1	11	12	14
Chris Forfar	38	6	4	10	28
Dean Chelios	35	4	6	10	25
Trevor Nil	26	2	7	9	12
Zach Golembiewski	29	2	4	6	23
Tim Buttery	20	1	5	6	6
Matt Grassi	32	1	4	5	45
Mike Merrifield	25	2	2	4	2
Anthony Hayes	29	2	2	4	20
Kevin Walrod	24	0	3	3	10
Brock Shelgren	27	0	3	3	12
Jay Sprague	4	2	0	2	4
Bench					13
<b>MICHIGAN STATE</b>	<b>38</b>	<b>115</b>	<b>200</b>	<b>315</b>	<b>539</b>
<b>OPPONENTS</b>	<b>38</b>	<b>97</b>	<b>160</b>	<b>257</b>	<b>582</b>

<b>Goaltender</b>	<b>W-L-T</b>	<b>GAASv. Pct.</b>
Drew Palmisano	15-10-5	2.44 .917
Bobby Jarosz	4-3-1	2.34 .919

2010-11

**Overall: 15-19-4 CCHA: 11-15-2 (10th)**

Oct. 8	WESTERN ONTARIO (Exh.)	L	3-5
Oct. 14	6/8 MAINE	T OT	2-2
Oct. 15	6/8 MAINE	W	3-2
Oct. 22	9 ALASKA	T OT	1-1
Oct. 23	9 ALASKA	W	4-1
Oct. 29	AL-HUNTSVILLE	T OT	4-4
Oct. 30	AL-HUNTSVILLE	W	2-1
Nov. 5	at Western Michigan	L	3-4
Nov. 6	at Western Michigan	L	1-3
Nov. 12	OHIO STATE	L OT	3-4
Nov. 13	OHIO STATE	W	4-0
Nov. 19	at 11 Notre Dame	L	2-6
Nov. 20	at 11 Notre Dame	L	2-4
Nov. 23	17/- FERRIS STATE	L	0-3
Nov. 26	at 15 Minnesota (J)	W	5-2
Nov. 27	at 16/- Wisconsin (J)	L	1-4
Dec. 3	at 20/- Ferris State	W	3-2
Dec. 4	20/- FERRIS STATE	L OT	0-1
Dec. 11	at 12 Michigan &	L	0-5
Dec. 29	vs. 20/- Colorado College +J	L	4-5
Dec. 30	vs. Michigan Tech +J	W	5-3

## YEAR-BY-YEAR TEAM RESULTS

Jan. 7	7/8 MICHIGAN	W OT	4-3
Jan. 8	at 7/8 Michigan	L	0-4
Jan. 14	at Lake Superior	W	4-0
Jan. 15	at Lake Superior	T OT	2-2
Jan. 21	11/12 MIAMI	W	7-4
Jan. 22	11/12 MIAMI	L	0-4
Jan. 27	at Ferris State	L	1-2
Jan. 29	vs. 6 Michigan J	W	2-1
Feb. 4	at Ohio State	W	2-0
Feb. 5	at Ohio State	L	2-4
Feb. 11	NORTHERN MICHIGAN	L	2-4
Feb. 12	NORTHERN MICHIGAN	L	5-6
Feb. 18	at Alaska	L	1-4
Feb. 19	at Alaska	W	6-2
Feb. 25	BOWLING GREEN	W	2-1
Feb. 26	BOWLING GREEN	W	2-0
Mar. 4	at Alaska @	L OT	2-3
Mar. 5	at Alaska @	L 2OT	3-4

(J) - College Hockey Showcase

&amp; - Big Chill at the Big House; Michigan Stadium

+ J - Great Lakes Invitational; Joe Louis Arena

J - Joe Louis Arena

@ - CCHA Tournament

Player	GP	G	A	P	PIM
Derek Grant	38	8	25	33	44
Brett Perlini	38	18	12	30	12
Torey Krug	38	11	17	28	59
Dustin Gazley	38	11	15	26	42
Daultan Leveille	34	8	10	18	18
Dean Chelios	36	8	6	14	20
Jake Chelios	36	8	6	14	34
Zach Golembiewski	27	2	10	12	4
Greg Wolfe	31	3	8	11	4
Matt Grassi	27	1	10	11	24
Mike Merrifield	29	4	4	8	20
Kevin Walrod	27	3	5	8	16
Brock Shelgren	38	4	3	7	26
Lee Reimer	29	2	5	7	8
Anthony Hayes	33	1	6	7	33
Chris Forfar	37	2	4	6	28
Zach Josepher	20	0	6	6	14
Matt Crandell	38	0	6	6	20
Tim Buttery	37	2	3	5	6
Trevor Nill	29	1	2	3	10
Joey Shean	22	1	1	2	16
Drew Palmisano	26	0	1	1	8
AJ Sturges	1				
Will Yanakeff	14				2
Bench					2

<b>MICHIGAN STATE</b>	<b>38</b>	<b>98</b>	<b>165</b>	<b>263</b>	<b>470</b>
<b>OPPONENTS</b>	<b>38</b>	<b>107</b>	<b>181</b>	<b>288</b>	<b>516</b>

<b>Goaltender</b>	<b>W-L-T</b>	<b>GAA</b>	<b>SvPct.</b>
Drew Palmisano	6-11-1	2.76	.910
Will Yanakeff	6-5-1	2.11	.927

## TOM ANASTOS

## 2011-17

(six seasons)

78-122-24 (.402)



Tom Anastos was announced as the sixth head coach in program history on March 23, 2011, replacing Rick Comley, who retired following the 2010-11 season. An out-of-the-box hire by athletic director Mark Hollis - Anastos spent the previous 13 seasons as the commissioner of the Central Collegiate Hockey Association. Anastos guided his first

Spartan team to a berth in the NCAA Tournament in his first season. He coached two All-Americans in Torey Krug (2012) and Jake Hildebrand (2015).

2011-2012

## NCAA Tournament

Overall: 19-16-4 CCHA: 14-11-3 (5th)

Oct. 3	WESTERN ONTARIO (Exh.)	W	6-1
Oct. 7	5/8 Boston College *	L	2-5

Oct. 8	Air Force Academy *	W OT	3-2
Oct. 14	at Lake Superior	L	4-5
Oct. 15	at Lake Superior	L	2-3
Oct. 20	OHIO ST.	W	3-0
Oct. 21	OHIO ST.	L	2-5
Oct. 28	ROBERT MORRIS	W	5-2
Oct. 29	ROBERT MORRIS	W	6-2
Nov. 11	at 5/6 Western Michigan	W	3-2
Nov. 12	at 5/6 Western Michigan	W	4-2
Nov. 18	at 20/ Northern Michigan	W	4-2
Nov. 19	at 20/ Northern Michigan	L	1-2
Nov. 25	2/3 MINNESOTA	W	4-3
Nov. 26	2/3 MINNESOTA	T OT	4-4
Dec. 2	BOWLING GREEN	W	5-1
Dec. 3	BOWLING GREEN	W	4-1
Dec. 9	at Michigan	L	3-4
Dec. 10	MICHIGAN	T OT	3-3
Dec. 29	vs Michigan Tech +J	W	3-1
Dec. 30	vs 20/ Michigan +J	L OT	2-3
Jan. 6	MIAMI	L OT	1-2
Jan. 7	MIAMI	L	0-4
Jan. 13	20 NORTHERN MICHIGAN	T OT	5-5
Jan. 14	20 NORTHERN MICHIGAN	W	2-1
Jan. 20	19 LAKE SUPERIOR	W	4-2
Jan. 21	19 LAKE SUPERIOR	T OT	2-2
Jan. 27	at 13 Ferris St.	L	1-2
Jan. 28	at 13 Ferris St.	L	3-4
Feb. 3	at 10 Ohio St.	W	6-3
Feb. 4	at 10 Ohio St.	W	3-2
Feb. 10	4/6 MICHIGAN	W	3-2
Feb. 11	vs 4/6 Michigan J	L OT	2-3
Feb. 17	ALASKA	W OT	3-2
Feb. 18	ALASKA	W	3-0
Feb. 24	at 18 Notre Dame	L	0-2
Feb. 25	at 18 Notre Dame	W	4-2
Mar. 9	at 11 Miami @	L	0-6
Mar. 10	at 11 Miami @	L	1-4
Mar. 23	vs Union !	L	1-3

\* - Ice Breaker Tournament, Grand Forks, North Dakota

+J - Great Lakes Invitational; Joe Louis Arena

J - Joe Louis Arena

@ - CCHA Tournament

! - NCAA Tournament, East Regional, Bridgeport, Conn.

Player	GP	G	A	P	PIM
Torey Krug	38	12	22	34	51
Brett Perlini	39	9	22	31	22
Lee Reimer	39	9	21	30	29
Greg Wolfe	38	10	16	26	25
Matt Berry	37	11	8	19	29
Kevin Walrod	38	9	9	18	16
Mike Merrifield	31	11	6	17	4
Dean Chelios	34	8	7	15	25
Matt Crandell	39	3	12	15	30
Brent Darnell	36	6	7	13	14
Brock Shelgren	39	3	10	13	24
Chris Forfar	39	6	5	11	26
Anthony Hayes	39	2	9	11	39
Daultan Leveille	21	3	6	9	44
Jake Chelios	22	2	7	9	44
Tanner Sorenson	33	2	6	8	8
Trevor Nill	39	2	4	6	4
Tim Buttery	39	2	4	6	8
AJ Sturges	19	1	0	1	10
Will Yanakeff	23	0	1	0	2
Justin Hoomaia	5	0	0	0	6
Drew Palmisano	17	0	0	0	0
Matt Grassi	21	0	0	0	10

<b>MICHIGAN STATE</b>	<b>39</b>	<b>111</b>	<b>182</b>	<b>293</b>	<b>443</b>
<b>OPPONENTS</b>	<b>39</b>	<b>103</b>	<b>173</b>	<b>276</b>	<b>457</b>

<b>Goaltender</b>	<b>W-L-T</b>	<b>GAA</b>	<b>SvPct.</b>
Will Yanakeff	13-9-1	2.50	.922
Drew Palmisano	6-7-3	2.69	.918

2012-13

Overall: 14-25-3 CCHA: 9-18-1 (11th)

Oct. 8	WINDSOR (Exh.)	W	6-1
Oct. 12	at 1/2 Minnesota	L	1-5
Oct. 13	at 1/2 Minnesota	L	1-7
Oct. 19	NIAGARA	W	3-2
Oct. 20	NIAGARA	T OT	3-3

Oct. 26	at Lake Superior State	L	2-3
Oct. 27	at Lake Superior State	W	4-2
Nov. 2	BOWLING GREEN	L	0-1
Nov. 3	at Bowling Green	W	6-1
Nov. 9	at 12/11 Michigan	L	1-5
Nov. 10	12/11 MICHIGAN	W	7-2
Nov. 16	at 4 Miami	T OT	2-2
Nov. 17	at 4 Miami	L	0-2
Nov. 30	OHIO STATE	L	0-1
Dec. 1	OHIO STATE	L	1-3
Dec. 7	at 4/5 Notre Dame	L	2-3
Dec. 8	at 4/5 Notre Dame	L	1-5
Dec. 15	19/ FERRIS STATE	W	3-1
Dec. 29	vs. 7/8 Western Michigan J+	T OT	1-1
Dec. 30	vs. Michigan J+	L	2-5
Jan. 5	at Ferris State	L	0-3
Jan. 11	2/3 NOTRE DAME	L	0-1
Jan. 12	2/3 NOTRE DAME	W	4-1
Jan. 18	FERRIS STATE	L	1-2
Jan. 19	at Ferris State	L	2-5
Jan. 22	USNTPD U-18 (Exh.)	L	0-3
Jan. 25	PENN STATE	W	5-3
Jan. 26	PENN STATE	L	2-3
Feb. 1	at Michigan	L	2-3
Feb. 2	vs. Michigan J	L	2-5
Feb. 8	at Bowling Green	L	1-2
Feb. 9	BOWLING GREEN	W	3-1
Feb. 15	NORTHERN MICHIGAN	L	3-5
Feb. 16	NORTHERN MICHIGAN	W	4-2
Feb. 22	at Alaska	W	1-0
Feb. 23	at Alaska	L	2-4
Mar. 1	WESTERN MICHIGAN	L	2-5
Mar. 2	WESTERN MICHIGAN	W	1-0
Mar. 8	at Alaska @	W OT	2-1
Mar. 9	at Alaska @	L	1-4
Mar. 10	at Alaska @	W	4-3
Mar. 15	at 3 Miami @	W	3-0
Mar. 16	at 3 Miami @	L	1-4
Mar. 17	at 3 Miami @	L	1-4

+J - Great Lakes Invitational; Joe Louis Arena

J - Joe Louis Arena

@ - CCHA Tournament

Player	GP	G	A	P	PIM
Matt Berry	41	15	16	31	37
Tanner Sorenson	42	13	8	21	18
Matt DeBlouw	42	10	11	21	34
Greg Wolfe	42	9	12	21	14
Brent Darnell	40	10	10	20	33
Lee Reimer	36	4	13	17	29
Kevin Walrod	42	4	11	15	20
Chris Forfar	42	4	8	12	38
R.J. Boyd	42	2	9	11	20
Travis Walsh	42	0	11	11	18
Jake Chelios	42	5	5	10	79
Michael Ferrantino	42	3	7	10	4
John Draeger	42	1	9	10	22
Anthony Hayes	42	5	3	8	34
Ryan Keller	28	1	6	7	8
Matt Grassi	41	1	2	3	22
Justin Hoomaia	34	0	3	3	31
David Bondra	35	0	3	3	10
Jake Hildebrand	29	0	1	1	2
Rhett Holland	3	0	0	0	15
Will Yanakeff	15	0	0	0	0
Nickolas Gatt	41	0	0	0	12

<b>MICHIGAN STATE</b>	<b>42</b>	<b>87</b>	<b>148</b>	<b>235</b>	<b>506</b>
<b>OPPONENTS</b>	<b>42</b>	<b>115</b>	<b>189</b>	<b>304</b>	<b>532</b>

<b>Goaltender</b>	<b>W-L-T</b>	<b>GAA</b>	<b>SvPct.</b>
Jake Hildebrand	9-17-2	2.35	.928
Will Yanakeff	5-8-1	3.06	.904

2013-14

Overall: 11-18-7 B1G: 5-9-6-4 (5th)

Oct. 9	WESTERN ONTARIO (Exh.)	W	4-1
Oct. 18	at Massachusetts	L	1-3
Oct. 19	at Massachusetts	L	2-5
Oct. 25	18 UMASS-LOWELL	L	1-4
Oct. 26	13/14 BOSTON UNIVERSITY	W	3-1
Nov. 1	AMERICAN INT'L	W	5-4
Nov. 3	AMERICAN INT'L	W	4-0
Nov. 8	at Michigan Tech	L	0-3



## YEAR-BY-YEAR TEAM RESULTS



Nov. 9	at Michigan Tech	L OT	2-3
Nov. 22	WESTERN MICHIGAN	L	0-2
Nov. 23	at Western Michigan	L	1-4
Nov. 29	PRINCETON	W	4-1
Dec. 1	PRINCETON	W	8-2
Dec. 6	1 MINNESOTA (SOW 1-0)	T OT	2-2
Dec. 7	1 MINNESOTA	L	2-3
Dec. 14	4 FERRIS STATE	L	0-2
Dec. 27	vs. Michigan Tech ! (SOL 1-2)	T OT	2-2
Dec. 28	vs. 3 Michigan !	W	3-0
Jan. 10	at Ohio State	L	3-5
Jan. 11	at Ohio State (SOW 3-2)	T OT	1-1
Jan. 17	PENN STATE	W	3-0
Jan. 18	PENN STATE	W	3-2
Jan. 23	vs. Michigan J	L	1-2
Jan. 24	MICHIGAN	L	2-5
Jan. 31	at Minnesota (SOW 2-1)	T OT	2-2
Feb. 1	at Minnesota	L	0-1
Feb. 7	OHIO STATE (SOL 1-2)	T OT	2-2
Feb. 8	OHIO STATE (SOL 0-1)	T OT	2-2
Feb. 14	at Penn State (SOW 1-0)	T OT	2-2
Feb. 15	at Penn State	W	2-1
Feb. 21	at 8 Wisconsin	L	2-5
Feb. 22	at 8 Wisconsin	L	0-2
Mar. 1	USNTDP U-18 (Exh.)	L OT	3-4
Mar. 7	at 11/12 Michigan	L	1-7
Mar. 8	11/12 MICHIGAN	W	4-3
Mar. 14	5 WISCONSIN	W OT	5-4
Mar. 15	5 WISCONSIN	L	3-4
Mar. 20	vs. Ohio State *	L OT	1-2

! - Great Lakes Invitational; Comerica Park; Detroit, Mich.  
J - Joe Louis Arena; Detroit, Mich.

\* - Big Ten Tournament; Xcel Energy Center; St. Paul, Minn.  
SOW - Shootout win  
SOL - Shootout loss

Player	GP	G	A	P	PIM
Greg Wolfe	36	13	18	31	16
Lee Reimer	35	9	13	22	10
Jake Chelios	36	2	19	21	38
Michael Ferrantino	36	9	11	20	10
Matt Berry	23	10	7	17	22
Dean Chelios	34	2	12	14	10
Villiam Haag	35	8	5	13	8
Mackenzie MacEachern	36	8	4	12	14
Joe Cox	36	6	6	12	12
Thomas Ebbing	36	2	7	9	25
Brent Darnell	31	2	6	8	14
John Draeger	24	0	8	8	16
RJ Boyd	34	1	6	7	18
Travis Walsh	33	0	7	7	14
Ryan Keller	23	2	3	5	8
Tanner Sorenson	17	2	2	4	6
Matt DeBlouw	23	0	4	4	17
Rhett Holland	31	0	4	4	49
Brock Krygier	35	0	3	3	16
David Bondra	5	1	0	1	2
Justin Hoomaian	11	1	0	1	0
JT Stenglein	15	1	0	1	12
Will Yankeff	6	0	0	0	0
Nickolas Gatt	10	0	0	0	4
Chris Knudson	13	0	0	0	8
Jake Hildebrand	32	0	0	0	0

MICHIGAN STATE	36	79	145	224	363
OPPONENTS	36	93	165	258	386
Goaltender	W-L-T	GAA	SvPct.		
Jake Hildebrand	9-15-7	2.44	.923		
Will Yankeff	2-3-0	2.77	.910		

2014-15

Overall: 17-16-2 B1G: 11-7-2-2 (2nd)

Oct. 7	WINDSOR (Exh.)	T OT	2-2
Oct. 17	MASSACHUSETTS	W	5-3
Oct. 18	MASSACHUSETTS	L	3-4
Oct. 24	at 11/12 Boston University	L	0-1
Oct. 25	at 8/7 UMass-Lowell	L	1-2
Oct. 31	15/14 FERRIS STATE	L	0-1
Nov. 1	15/14 FERRIS STATE	W	4-1
Nov. 7	at New Hampshire	W	4-3
Nov. 8	at New Hampshire	L	2-5
Nov. 14	8 BOSTON COLLEGE	L	2-3
Nov. 20	at Ohio State	W	3-1

Nov. 21	at Ohio State	L	0-3
Nov. 28	at Princeton	L	1-3
Nov. 29	at Princeton	W	4-2
Dec. 5	3/6 MINNESOTA	L	0-5
Dec. 6	3/6 MINNESOTA (SOW 2-1)	T OT	3-3
Dec. 14	CLARKSON	W	6-4
Dec. 28	vs. Ferris State !	W	2-0
Dec. 29	vs. Michigan !	L	1-2
Jan. 9	USNTDP U-18 (Exh.)	W	4-1
Jan. 16	at Penn State (SOW 1-0)	T OT	2-2
Jan. 17	at Penn State	L	2-5
Jan. 23	OHIO STATE	W	4-1
Jan. 24	OHIO STATE	W	2-0
Jan. 30	vs 13 Michigan J	W	2-1
Feb. 13	14 Michigan %	L	1-4
Feb. 13	-/19 PENN STATE	W	3-0
Feb. 14	-/19 PENN STATE	W	3-2
Feb. 20	at Wisconsin	L	1-2
Feb. 21	at Wisconsin	W	3-0
Feb. 26	at 14/15 Minnesota	L	3-5
Feb. 27	at 14/15 Minnesota	W	4-2
Mar. 6	WISCONSIN	W	3-0
Mar. 7	WISCONSIN	W	3-0
Mar. 13	19 MICHIGAN	L	3-5
Mar. 14	at 19 Michigan	W	2-1
Mar. 20	Michigan *	L	1-4

! - Great Lakes Invitational; Joe Louis Arena; Detroit, Mich.  
J - Joe Louis Arena  
% - Hockey City Classic; Soldier Field; Chicago, Ill.

\* - Big Ten Tournament; Joe Louis Arena; Detroit, Mich.  
SOW - Shootout win  
SOL - Shootout loss

Player	GP	G	A	P	PIM
Matt Berry	29	12	17	29	22
Mackenzie MacEachern	35	11	15	26	10
Michael Ferrantino	35	12	11	23	14
Joe Cox	35	5	15	20	16
Ryan Keller	32	11	8	19	10
Brent Darnell	30	7	9	16	33
Travis Walsh	29	2	12	14	32
Matt DeBlouw	35	8	5	13	28
Thomas Ebbing	35	4	7	11	11
Villiam Haag	35	5	5	10	26
Ron Boyd	35	1	8	9	12
Josh Jacobs	35	0	9	9	26
JT Stenglein	23	2	2	4	10
John Draeger	28	1	3	4	6
Rhett Holland	35	1	3	4	18
Carson Gatt	29	0	3	3	8
Brock Krygier	23	0	3	3	2
Tanner Sorenson	12	1	1	2	0
David Bondra	15	0	1	1	4
Justin Hoomaian	12	0	0	0	15
Chris Knudson	4	0	0	0	0
Dylan Pavelek	20	0	0	0	2
Connor Wood	29	0	0	0	0

MICHIGAN STATE	35	83	137	220	313
OPPONENTS	35	80	132	212	323

Goaltender W-L-T GAA SvPct.

Jake Hildebrand 17-16-2 2.18 .930

2015-16

Overall: 10-23-4 B1G: 6-12-2-1 (5th)

Oct. 4	WESTERN ONTARIO (Exh.)	W	2-1
Oct. 9	vs. Maine %	T OT	3-3
Oct. 10	vs. Lake Superior State %	W	4-1
Oct. 16	at 5/8 Denver	L	2-4
Oct. 17	at 5/8 Denver	L	0-3
Oct. 22	LAKE SUPERIOR STATE	L	2-4
Oct. 23	LAKE SUPERIOR STATE	W	2-0
Nov. 6	NEW HAMPSHIRE	W	5-0
Nov. 7	NEW HAMPSHIRE	W	7-4
Nov. 13	at 2 Boston College	L	4-6
Nov. 21	19/- MICHIGAN TECH	L OT	4-5
Nov. 22	19/- MICHIGAN TECH	T	4-4
Nov. 27	5 NORTH DAKOTA	L	1-3
Nov. 29	5 NORTH DAKOTA	L	1-4
Dec. 4	at 19/- Penn State	L	2-4
Dec. 5	at 19/- Penn State	L	1-6
Dec. 11	WISCONSIN	W	4-3
Dec. 12	WISCONSIN	L	0-3

Dec. 19	at Northeastern	L	1-2
Dec. 29	vs. Michigan Tech !	L OT	2-3
Dec. 30	vs. Northern Michigan !	L OT	1-2
Jan. 8	8 MICHIGAN	L	2-9
Jan. 9	at 8 Michigan	L	3-6
Jan. 15	at Minnesota	L	2-5
Jan. 16	at Minnesota	L	1-3
Jan. 23	USNTDP U-18 (Exh.)	W OT	3-2
Jan. 29	at Ohio State	W	4-2
Jan. 30	at Ohio State	L	1-2
Feb. 5	vs. 5 Michigan J	W OT	3-2
Feb. 6	5 MICHIGAN	L	1-4
Feb. 12	16 PENN STATE	L	1-6
Feb. 13	16 PENN STATE (SOL 0-1)	T OT	2-2
Feb. 19	at Wisconsin	W	4-3
Feb. 20	at Wisconsin	W	3-1
Mar. 4	17 MINNESOTA	L	2-4
Mar. 5	17 MINNESOTA	W	5-0
Mar. 11	OHIO STATE	L OT	5-6
Mar. 12	OHIO STATE (SOW 1-0)	T OT	1-1
Mar. 17	Ohio State *	L OT	3-4

% - IceBreaker; Cross Insurance Arena; Portland, Maine  
! - Great Lakes Invitational; Joe Louis Arena; Detroit, Mich.

J - Joe Louis Arena  
\* - Big Ten Tournament; Xcel Energy Center; St. Paul, Minn.

SOW - Shootout win | SOL - Shootout loss

Player	GP	G	A	P	PIM
Mackenzie MacEachern	37	14	16	30	20
Michael Ferrantino	35	10	16	26	24
Joe Cox	37	11	12	23	18
JT Stenglein	34	8	14	22	35
Mason Appleton	37	5	17	22	32
Zach Osburn	37	6	13	19	12
Thomas Ebbing	37	5	14	19	12
Matt DeBlouw	28	9	8	17	24
Travis Walsh	37	1	15	16	26
Villiam Haag	31	7	8	15	21
Brennan Sanford	35	4	4	9	24
Ryan Keller	28	4	4	8	18
John Draeger	37	1	7	8	12
Cody Milan	29	2	5	7	10
Carson Gatt	37	0	7	7	18
Connor Wood	29	1	4	5	2
Dylan Pavelek	17	3	0	3	4
Rhett Holland	37	0	3	3	55
Justin Hoomaian	37	1	1	2	10
Jake Hildebrand	37	0	1	1	0
David Bondra	13	0	0	0	2
Chris Knudson	17	0	0	0	2

MICHIGAN STATE	37	93	169	262	385
OPPONENTS	37	124	206	330	432

Goaltender W-L-T GAA SvPct.

Jake Hildebrand 10-22-3 3.12 .904

Ed Minney 0-1-1 3.34 .899

Nate Phillips 0-0-0 0.00 1.000

2016-17

Overall: 7-24-4 B1G: 3-14-3-1 (6th)

Oct. 2	UNIV. OF TORONTO (Exhib.)	T OT	2-2
Oct. 14	at Lake Superior State	L	1-6
Oct. 15	at Lake Superior State	L	3-7
Oct. 21	6/6 DENVER	L	1-2
Oct. 22	6/6 DENVER	L	1-3
Oct. 28	PRINCETON	W	6-2
Nov. 4	MICHIGAN TECH	W OT	3-2
Nov. 5	MICHIGAN TECH	L	1-5
Nov. 10	FERRIS STATE	L	1-4
Nov. 12	at Ferris State	W	4-3
Nov. 25	at 5/5 North Dakota	W	4-3
Nov. 26	at 5/5 North Dakota	T OT	2-2
Dec. 4	USNTDP U-18 Team (Exhib.)	W	5-1
Dec. 9	11/11 MINNESOTA	L	2-4
Dec. 10	11/11 MINNESOTA	L	2-4
Dec. 18	NORTHEASTERN	L	2-6
Dec. 29	16/- Western Michigan !	L	1-4
Dec. 30	Michigan !	L OT	4-5
Jan. 6	at Wisconsin	L	1-5
Jan. 7	at Wisconsin	L	1-5
Jan. 13	at 4/4 Penn State	L	2-5
Jan. 14	at 4/4 Penn State	L	3-5

## YEAR-BY-YEAR TEAM RESULTS

Jan. 20	at Michigan	W	3-0
Jan. 21	MICHIGAN (SOL 0-1)	T OT	2-2
Feb. 3	18/- WISCONSIN	L	3-6
Feb. 4	18/- WISCONSIN	L OT	3-4
Feb. 10	Michigan J (SOL 1-2)	T OT	4-4
Feb. 11	at Michigan	W	4-1
Feb. 17	14/14 OHIO STATE	L	2-3
Feb. 18	14/14 OHIO STATE	L	3-4
Feb. 24	11/11 PENN STATE	L	2-4
Feb. 25	11/11 PENN STATE	L	1-4
Mar. 3	at 13/13 Ohio State	W	5-4
Mar. 4	at 13/13 Ohio State	L	3-5
Mar. 10	at 5/5 Minnesota	L	0-4
Mar. 11	at 5/5 Minnesota (SOW 2-1)	T OT	1-1
Mar. 16	Ohio State *	L	3-6

! - Great Lakes Invitational; Joe Louis Arena; Detroit, Mich.

J - Joe Louis Arena

\* - Big Ten Tournament; Joe Louis Arena; Detroit, Mich.

SOW - Shootout win | SOL - Shootout loss

Player	GP	G	A	P	PIM
Mason Appleton	35	12	19	31	37
Taro Hirose	34	6	18	24	23
Sam Saliba	35	10	8	18	14
Patrick Khodorenko	35	7	11	18	20
Thomas Ebbing	35	3	13	16	6
William Haag	35	7	8	15	20
Joe Cox	35	6	8	14	28
Logan Lambdin	34	6	6	12	14
Zach Osburn	35	4	8	12	22
Carson Gatt	31	3	9	12	22
Jerad Rosburg	33	3	8	11	24
Brennan Sanford	35	3	7	10	32
Rhett Holland	33	3	5	8	57
Cody Milan	24	1	4	5	10
Dylan Pavelek	22	2	2	4	2
Connor Wood	33	2	2	4	4
JT Stenglein	15	3	0	3	24
Damian Chrcsek	16	1	2	3	12
Mitch Eliot	35	0	3	3	34
Chris Knudson	9	2	0	2	2
Butrus Ghafari	21	0	1	1	16
Anthony Scarsella	9	0	0	0	6
Justin Selep	1	0	0	0	0

<b>MICHIGAN STATE</b>	<b>35</b>	<b>84</b>	<b>142</b>	<b>226</b>	<b>441</b>
<b>OPPONENTS</b>	<b>35</b>	<b>134</b>	<b>225</b>	<b>359</b>	<b>465</b>

<b>Goaltender</b>	<b>W-L-T</b>	<b>GAA SvPct.</b>
Ed Minney	5-14-3	3.62 .883
John Lethemon	2-10-1	3.58 .873

## DANTON COLE

2017-current  
(two seasons)  
24-41-7 (.382)



Danton Cole, a Lansing native and key member of some of the most successful Spartan hockey teams in program history, was named head coach on April 11, 2017. Cole came to MSU from the U.S. National Team Development Program, where he served for seven years. Cole helped six players earn All-Big Ten honors in his second season, which

included Taro Hirose being named the Big Ten Player of the Year, along with being a first team All-American and Hobey Baker Award finalist.

## 2017-18

<b>Overall: 12-22-2</b>	<b>B1G: 6-16-2-1 (7th)</b>	
Oct. 7	UNIV. OF TORONTO (Exhib.)	W 3-0
Oct. 13	at Bowling Green	L 1-4
Oct. 14	BOWLING GREEN	W 3-2
Oct. 20	WESTERN MICHIGAN	W 6-4
Oct. 21	at Western Michigan	L 1-3
Oct. 27	LAKE SUPERIOR STATE	W 4-3
Oct. 28	LAKE SUPERIOR STATE	W 6-0
Nov. 3	at 5/4 Minnesota	L 1-3

Nov. 4	at 5/4 Minnesota	L	0-4
Nov. 10	7/10 WISCONSIN	L	3-6
Nov. 11	7/10 WISCONSIN	W	2-0
Nov. 17	FERRIS STATE	W OT	3-2
Nov. 18	at Ferris State	W	3-1
Nov. 24	at Penn State	L	2-7
Nov. 25	at Penn State (SOW 2-1)	T OT	2-2
Dec. 1	4/3 NOTRE DAME	L	1-3
Dec. 2	4/3 NOTRE DAME	L	0-2
Dec. 7	at Michigan	L	0-4
Dec. 8	MICHIGAN	W	5-0
Dec. 16	at UNSTDP U-18 Team (Exhib.)	W	3-0
Jan. 1	Michigan Tech!	L	2-5
Jan. 2	Michigan!	L	4-6
Jan. 5	8/8 OHIO STATE	L	1-4
Jan. 6	8/8 OHIO STATE	L	3-5
Jan. 12	at 18/- Wisconsin	W	2-0
Jan. 13	at 18/- Wisconsin	L	2-5
Jan. 18	13/13 MINNESOTA	L	4-5
Jan. 20	13/13 Minnesota %	L	1-2
Feb. 2	at 5/6 Ohio State	L	2-4
Feb. 3	at 5/6 Ohio State	W	6-3
Feb. 9	19/- MICHIGAN (SOL 1-0)	T OT	1-1
Feb. 10	19/- Michigan #	L	2-3
Feb. 16	16/- PENN STATE	W	4-2
Feb. 17	16/- PENN STATE	L	2-3
Feb. 23	at 5/3 Notre Dame	L	3-6
Feb. 24	at 5/3 Notre Dame	W	4-3
Mar. 2	at 6/6 Ohio State ^	L	2-6
Mar. 3	at 6/6 Ohio State ^	L OT	3-4

! - Great Lakes Invitational; Little Caesars Arena; Detroit, Mich.

% - Madison Square Garden; New York, N.Y.

# - Little Caesars Arena; Detroit, Mich.

^ - Big Ten Tournament Quarterfinals; Columbus, Ohio

SOW - Shootout win | SOL - Shootout loss

Player	GP	G	A	P	PIM
Taro Hirose	36	12	30	42	4
Mitchell Lewandowski	36	19	15	34	50
Patrick Khodorenko	36	13	19	32	35
Cody Milan	33	6	15	21	12
Carson Gatt	36	4	15	19	18
Jerad Rosburg	36	1	10	11	54
Logan Lambdin	35	5	5	10	20
David Keefer	34	3	7	10	12
Tommy Miller	36	0	10	10	0
Sam Saliba	36	6	3	9	14
Zach Osburn	34	4	5	9	33
Brennan Sanford	32	5	3	8	28
Mitch Eliot	26	2	3	5	16
Jake Smith	31	2	3	5	14
Tommy Apap	30	2	2	4	6
Brody Stevens	22	2	2	4	12
Butrus Ghafari	29	2	1	3	18
Gianluca Esteves	35	0	3	3	2
Austin Kamer	29	1	1	2	0
Dylan Pavelek	7	0	2	2	0
Damian Chrcsek	11	1	0	1	2
Anthony Scarsella	9	1	0	1	0

<b>MICHIGAN STATE</b>	<b>36</b>	<b>91</b>	<b>154</b>	<b>245</b>	<b>356</b>
<b>OPPONENTS</b>	<b>36</b>	<b>117</b>	<b>186</b>	<b>303</b>	<b>362</b>

<b>Goaltender</b>	<b>W-L-T</b>	<b>GAA SvPct.</b>
John Lethemon	12-19-2	2.88 .903
Ed Minney	0-3-0	4.43 .867

## 2018-19

Overall: 12-19-5 B1G: 8-12-4-2 (7th)

Oct. 7	UNIV. OF WINDSOR (Exhib.)	W	3-1
Oct. 12	NORTHERN MICHIGAN	W	4-2
Oct. 13	NORTHERN MICHIGAN	L	3-4
Oct. 26	at 8/8 Cornell	W	5-2
Oct. 27	at 8/8 Cornell	W	4-3
Nov. 2	FERRIS STATE	W	5-3
Nov. 3	at Ferris State	L	1-4
Nov. 9	at Arizona State	L	4-5
Nov. 10	at Arizona State	L	0-2
Nov. 16	8/8 NOTRE DAME	L	1-3
Nov. 17	8/8 NOTRE DAME	L	1-2
Nov. 23	at Minnesota	L	2-7
Nov. 24	at Minnesota	W	4-2

Nov. 30	14/14 MICHIGAN	W	4-3
Dec. 1	at 14/14 Michigan (SOW 1-0)	T OT	1-1
Dec. 7	at Wisconsin	L	3-5
Dec. 8	at Wisconsin	L	0-3
Dec. 15	USNTDP U-18 Team (Exhib.)	W	1-0
Dec. 30	Lake Superior State!	L OT	3-4
Dec. 31	Michigan!	T OT	2-2
Jan. 4	7/4 OHIO STATE (3X3 W)	T OT	7-7
Jan. 5	7/4 OHIO STATE	L	0-6
Jan. 11	at 11/9 Penn State	L	2-4
Jan. 12	at 11/9 Penn State	W	6-4
Jan. 19	MINNESOTA	W	5-3
Jan. 20	MINNESOTA	W	5-3
Jan. 25	at 11/12 Notre Dame	L	3-6
Jan. 26	at 11/12 Notre Dame (SOL 1-0)	T OT	1-1
Feb. 1	WISCONSIN	W	4-1
Feb. 2	WISCONSIN (SOL, 1-0)	T OT	2-2
Feb. 8	at Michigan	L	3-5
Feb. 9	Michigan #	L	2-5
Feb. 15	17 PENN STATE	W	5-3
Feb. 16	17 PENN STATE	L	3-5
Mar. 1	at 7/7 Ohio State	L	1-5
Mar. 2	at 7/7 Ohio State	W	3-2
Mar. 8	at 16/15 Notre Dame ^	L	0-1
Mar. 9	at 16/15 Notre Dame ^	L	0-2

! - Great Lakes Invitational; Little Caesars Arena; Detroit, Mich.

# - Little Caesars Arena; Detroit, Mich.

^ - Big Ten Tournament Quarterfinals; Notre Dame, Ind.

SOW - Shootout win | SOL - Shootout loss | 3X3 - 3-on-3 OT

Player	GP	G	A	P	PIM
Taro Hirose	36	15	35	50	12
Patrick Khodorenko	36	18	19	37	30
Mitchell Lewandowski	36	16	18	34	26
Dennis Cesana	36	3	21	24	14
Cody Milan	36	7	13	20	18
Jerad Rosburg	36	4	12	16	33
Zach Osburn	36	3	11	14	28
Logan Lambdin	36	4	8	12	27
Sam Saliba	36	4	6	10	12
Brennan Sanford	36	4	5	9	42
Brody Stevens	33	5	1	6	22
Tommy Apap	36	3	3	6	42
Adam Goodsir	34	3	3	6	20
Cole Krygier	26	1	4	5	16
Wojciech Stachowiak	27	4	0	4	4
Tommy Miller	36	2	2	4	18
Austin Kamer	22	2	1	3	4
Christian Krygier	33	0	2	2	24
David Keefer	14	1	0	1	2
John Lethemon	20	0	1	1	0
Jake Smith	12	0	1	1	0
Damian Chrcsek	6	0	0	0	0
Gianluca Esteves	3	0	0	0	0
Butrus Ghafari	28	0	0	0	20
Mitchell Mattson	14	0	0	0	2

<b>MICHIGAN STATE</b>	<b>36</b>	<b>99</b>	<b>166</b>	<b>265</b>	<b>420</b>
<b>OPPONENTS</b>	<b>36</b>	<b>122</b>	<b>202</b>	<b>324</b>	<b>376</b>

<b>Goaltender</b>	<b>W-L-T</b>	<b>GAA SvPct.</b>
Drew DeRidder	3-8-5	3.23 .906
John Lethemon	9-11-0	3.24 .605



## ALL-TIME RECORDS VS. OPPONENTS

## AIR FORCE ACADEMY

Won 6, Lost 0, Tied 0

Home ..... 2-0-0

Road ..... 2-0-0

Neutral ..... 2-0-0

12-28-72 ..... W, 4-1 ..... N1

1-19-73 ..... W, 10-1 ..... H

1-20-73 ..... W, 11-5 ..... H

12-7-73 ..... W, 7-3

12-8-73 ..... W, 6-4

10-8-11 ..... W, 3-2 ..... N2 OT

N1 - IMA Tournament, Flint, Mich.

N2 - Ice Breaker Tournament, Grand

Forks, North Dakota

## ALABAMA-HUNTSVILLE

Won 2, Lost 0, Tied 1

Home ..... 2-0-1

Road ..... 0-0-0

Neutral ..... 0-0-0

12-11-99 ..... W, 5-0 ..... H

10-29-10 ..... T, 4-4 ..... H OT

10-30-10 ..... W, 2-1 ..... H

## ALASKA ANCHORAGE

Won 2, Lost 0, Tied 0

Home ..... 0-0-0

Road ..... 2-0-0

Neutral ..... 0-0-0

12-18-87 ..... W, 5-2 ..... A1

10-13-00 ..... W, 5-4 ..... A1

A1 - Johnson Nissan Classic

## ALASKA

Won 44, Lost 17, Tied 3

Home ..... 26-5-1

Road ..... 18-11-2

Neutral ..... 0-1-0

1-8-85 ..... W, 13-3 ..... H

1-15-93 ..... L, 5-6 ..... H

1-16-93 ..... W, 3-1 ..... H

1-18-94 ..... W, 5-1 ..... H

1-19-94 ..... L, 3-6 ..... H

1-4-96 ..... W, 4-3

1-5-96 ..... W, 3-2

1-6-96 ..... W, 4-2

11-8-96 ..... L, 2-5 ..... H

11-9-96 ..... W, 5-3 ..... H

1-14-97 ..... W, 3-1 ..... H

1-2-98 ..... L, 4-6

1-3-98 ..... W, 6-2

1-16-98 ..... W, 6-1 ..... H

1-1-99 ..... W, 4-1

1-2-99 ..... W, 3-1

1-3-99 ..... W, 5-0

11-5-99 ..... W, 5-1

11-6-99 ..... W, 3-0

2-18-00 ..... W, 3-1 ..... H

2-19-00 ..... W, 5-2 ..... H

2-9-01 ..... W, 4-1 ..... H

2-10-01 ..... W, 3-0 ..... H

3-9-01 ..... W, 5-2 ..... H1

3-10-01 ..... W, 3-2 ..... H1 OT

11-30-01 ..... L, 1-2

12-1-01 ..... W, 5-1

1-10-03 ..... W, 5-2 ..... H

1-11-03 ..... W, 6-2 ..... H

3-14-03 ..... W, 11-1 ..... H1

3-15-03 ..... W, 3-1 ..... H1

2-13-04 ..... L, 4-5 ..... OT

2-14-04 ..... W, 3-2

2-11-05 ..... L, 5-6 ..... OT

2-12-05 ..... L, 0-1 ..... OT

3-19-05 ..... L, 2-3 ..... N1

12-9-05 ..... T, 4-4 ..... OT

12-10-05 ..... W, 3-0

1-13-06 ..... W, 4-0 ..... H

1-14-06 ..... W, 2-1 ..... H

3-10-06 ..... L, 1-2 ..... H1

3-11-06 ..... W, 6-1 ..... H1

3-12-06 ..... W, 7-4 ..... H1

1-12-07 ..... W, 3-2 ..... H OT

1-13-07 ..... W, 4-3 ..... H

11-1-07 ..... W, 3-1

11-3-07 ..... W, 3-1

1-2-09 ..... W, 2-1 ..... H

1-3-09 ..... L, 1-3 ..... H

2-5-10 ..... L, 0-2

2-6-10 ..... T, 1-1 #

10-22-10 ..... T, 1-1 #

10-23-10 ..... W, 4-1 ..... H

2-18-11 ..... L, 1-4

2-19-11 ..... W, 6-2

3-4-11 ..... L, 2-3 ..... A1 OT

3-5-11 ..... L, 3-4 ..... A1 2OT

2-17-12 ..... W, 3-2 ..... H OT

2-18-12 ..... W, 3-0 ..... H

2-22-13 ..... W, 1-0

2-23-13 ..... L, 2-4

3-8-13 ..... W, 2-1 ..... A1 OT

3-9-13 ..... L, 1-4 ..... A1

3-10-13 ..... W, 4-3 ..... A1

A1 - CCHA Tournament; Fairbanks,

Alaska

N1 - CCHA Tournament; Detroit, Mich.

H1 - CCHA Tournament; East Lansing,

Mich.

# - Shootout loss

## ALBERTA

Won 1, Lost 0, Tied 0

Home ..... 0-0-0

Road ..... 0-0-0

Neutral ..... 1-0-0

12-20-89 ..... W, 7-4 ..... N1 Exh

N1 - Great Western Freezeout, Inglewood,

Calif.

## AMERICAN INTERNATIONAL

Won 2, Lost 0, Tied 0

Home ..... 2-0-0

Road ..... 0-0-0

Neutral ..... 0-0-0

11-1-13 ..... W, 5-4 ..... H

11-3-13 ..... W, 4-0 ..... H

## ARIZONA STATE

Won 0, Lost 2, Tied 0

Home ..... 0-0-0

Road ..... 0-2-0

Neutral ..... 0-0-0

11-9-18 ..... L, 4-5

11-10-18 ..... L, 0-2

## BATTLE CREEK - CIVIC CLUB

Won 1, Lost 1, Tied 0

Home ..... 1-0-0

Road ..... 0-1-0

Neutral ..... 0-0-0

1-12-29 ..... L, 0-1

2-5-29 ..... W, 4-1 ..... H

## BATTLE CREEK - FISHER BODY

Won 0, Lost 1, Tied 0

Home ..... 0-1-0

Road ..... 0-0-0

Neutral ..... 0-0-0

2-10-26 ..... L, 4-5 ..... H

## BATTLE CREEK - INDEPENDENTS

Won 2, Lost 0, Tied 0

Home ..... 2-0-0

Road ..... 0-0-0

Neutral ..... 0-0-0

1-25-28 ..... W, 1-0 ..... H

1-28-28 ..... W, 1-0 ..... H

## BATTLE CREEK - RALPH'S SPORT SHOP

Won 0, Lost 1, Tied 1

Home ..... 0-1-1

Road ..... 0-0-0

Neutral ..... 0-0-0

2-26-29 ..... T, 0-0 ..... H 2OT

2-1-30 ..... L, 1-2 ..... H

## BOSTON COLLEGE

Won 16, Lost 9, Tied 1

Home ..... 7-4-0

Road ..... 2-2-1

Neutral ..... 7-3-0

12-28-58 ..... W, 6-0 ..... N2

3-13-59 ..... W, 4-3 ..... N1

12-16-66 ..... W, 5-3 ..... N2

12-27-73 ..... W, 12-5 ..... N3

1-5-80 ..... L, 3-5 ..... H

3-17-84 ..... W, 6-2 ..... H1

3-18-84 ..... W, 7-6 ..... H1

3-22-86 ..... W, 6-4 ..... H1

3-23-86 ..... W, 4-2 ..... H1

3-24-89 ..... L, 3-6 ..... H1

3-25-89 ..... W, 7-2 ..... H1

3-26-89 ..... W, 5-4 ..... H1 OT

11-17-89 ..... W, 5-3

11-16-90 ..... W, 4-2 ..... H

11-17-90 ..... L, 4-5 ..... H

12-21-90 ..... W, 3-2 ..... N4

11-1-91 ..... T, 2-2 ..... OT

10-13-95 ..... W, 5-2 ..... N4

10-25-96 ..... L, 3-4

3-24-00 ..... L, 5-6 ..... N5 OT

12-29-00 ..... W, 4-1 ..... N6

12-28-03 ..... L, 3-4 ..... N6

4-9-07 ..... W, 3-1 ..... N7

10-7-11 ..... L, 2-5 ..... N8

11-14-14 ..... L, 2-3 ..... H

11-13-15 ..... L, 4-6

H1 - NCAA Regional, East Lansing, Mich.

N1 - NCAA Tournament; Troy, N.Y.

N2 - Boston Invitational; Boston, Mass.

N3 - Great Lakes Invitational; Detroit

Olympia

N4 - Great Western Freezeout, Inglewood,

Calif.

N5 - NCAA West Regional, Minneapolis,

Minn.

N6 - Great Lakes Invitational; Joe

Louis Arena

N7 - NCAA Frozen Four Championship;

St. Louis, Mo.

N8 - Ice Breaker Tournament, Grand

Forks, North Dakota

## BOSTON UNIVERSITY

Won 9, Lost 9, Tied 0

Home ..... 4-4-0

Road ..... 1-3-0

Neutral ..... 4-2-0

12-30-58 ..... W, 3-2 ..... N1

3-18-66 ..... W, 2-1 ..... N2

3-17-67 ..... L, 2-4 ..... N3

12-29-77 ..... L, 5-7 ..... H

12-30-77 ..... L, 3-6 ..... H

11-18-88 ..... W, 6-4 ..... H

11-19-88 ..... W, 9-3 ..... H

11-18-89 ..... L, 4-6

3-23-90 ..... W, 6-3 ..... H1

3-24-90 ..... L, 3-5 ..... H1

3-25-90 ..... L, 3-5 ..... H1

3-26-92 ..... W, 4-2 ..... N4

10-10-97 ..... W, 3-1 ..... N5

12-28-02 ..... L, 1-6 ..... N6

3-23-07 ..... W, 5-1 ..... N7

10-11-09 ..... L, 1-2 ..... N8

10-26-13 ..... W, 3-1 ..... H

10-24-14 ..... L, 0-1

H1 - NCAA Quarterfinals; East Lansing

N1 - Boston Invitational; Boston, Mass.

N2 - NCAA Frozen Four; Minneapolis, Minn.

N3 - NCAA Frozen Four; Syracuse, N.Y.

N4 - NCAA West Regional; Providence, R.I.

N5 - Ice Breaker Invitational; Milwaukee, Wis.

N6 - GLJ; Joe Louis Arena

N7 - NCAA Midwest Regional; Grand Rapids, Mich.

N8 - Ice Breaker Invitational; Boston, Mass.

## BOWLING GREEN

Won 74, Lost 32, Tied 9

Home ..... 42-11-3

Road ..... 25-19-6

Neutral ..... 7-2-0

1-2-71 ..... W, 7-2 ..... H

1-3-71 ..... W, 6-2 ..... H

11-12-71 ..... W, 5-2

11-13-71 ..... W, 8-3

12-7-74 ..... L, 4-7 ..... H

12-8-74 ..... W, 4-3 ..... H

10-30-81 ..... W, 4-3

10-31-81 ..... W, 4-0 ..... H

12-4-81 ..... W, 6-5 ..... H

12-5-81 ..... L, 3-4

1-7-83 ..... L, 4-6

1-8-83 ..... L, 2-4

3-12-83 ..... W, 4-3 ..... N1 OT

11-4-83 ..... L, 4-7 ..... H

11-5-83 ..... L, 3-5 ..... H

3-23-84 ..... L, 1-2 ..... N2

11-23-84 ..... W, 4-1

11-24-84 ..... L, 3-4 ..... H

12-28-84 ..... W, 3-1 ..... N3

2-8-85 ..... W, 15-1 ..... H

2-9-85 ..... W, 3-1

11-22-85 ..... W, 4-3 ..... H OT

11-23-85 ..... L, 5-6 ..... OT

2-7-86 ..... W, 7-4

2-8-86 ..... W, 6-4 ..... H

11-28-86 ..... W, 5-4 ..... OT

10-30-86 ..... W, 5-1 ..... H

2-6-87 ..... W, 6-3 ..... H

2-7-87 ..... T, 3-3 ..... OT

3-7-87 ..... W, 4-3 ..... N1 OT

11-27-87 ..... W, 6-3

11-29-87 ..... W, 7-3 ..... H

12-18-88 ..... L, 4-5 ..... H

2-13-88 ..... L, 5-6

3-11-88 ..... L, 4-6 ..... N1

11-11-88 ..... W, 12-1

11-12-88 ..... W, 6-2 ..... H

1-20-89 ..... W, 8-5 ..... H

1-21-89 ..... L, 2-5

3-10-89 ..... W, 3-2 ..... N1

11-10-89 ..... W, 11-3 ..... H

11-11-89 ..... W, 5-4 ..... OT

1-19-90 ..... W, 5-4

1-20-90 ..... T, 4-4 ..... H OT

11-2-90 ..... L, 4-6 ..... H

11-3-90 ..... L, 4-5

12-14-90 ..... W, 9-3

## ALL-TIME RECORDS VS. OPPONENTS

11-13-99.....W, 5-2.....H  
 12-1-00.....T, 3-3.....OT  
 12-2-00.....W, 3-1.....  
 3-16-01.....W, 2-1.....N1  
 11-1-01.....W, 6-3.....H  
 11-2-01.....W, 4-0.....H  
 3-8-02.....W, 4-3.....H1 OT  
 3-9-02.....W, 4-2.....H1  
 11-22-02.....L, 2-3.....OT

2-8-03.....W, 6-3.....  
 1-16-04.....W, 1-0.....  
 1-17-04.....L, 2-3.....  
 12-3-04.....L, 1-2.....H  
 12-4-04.....W, 6-4.....  
 2-25-05.....L, 1-2.....  
 2-26-05.....W, 6-3.....H  
 12-2-05.....W, 3-0.....H  
 12-3-05.....L, 2-4.....  
 2-23-07.....W, 5-3.....  
 2-24-07.....L, 1-2.....H

2-29-08.....W, 6-3.....H  
 3-1-08.....W, 4-0.....  
 2-20-09.....W, 2-2.....H  
 2-21-09.....L, 0-4.....  
 12-11-09.....W, 3-2.....OT  
 12-12-09.....W, 4-1.....H  
 2-26-10.....W, 5-2.....H  
 2-27-10.....T, 2-2 %

2-25-11.....W, 2-1.....H  
 2-26-11.....W, 2-0.....H  
 12-2-11.....W, 5-1.....H  
 12-3-11.....W, 4-1.....H  
 11-12-12.....L, 0-1.....H  
 11-13-12.....W, 6-1.....  
 2-8-13.....L, 1-2.....  
 2-9-13.....W, 3-1.....H  
 10-13-17.....L, 1-4.....  
 10-14-17.....W, 3-2.....H

H1 - CCHA Tournament; East Lansing, Mich.

N1 - CCHA Tournament; Joe Louis Arena  
 N2 - NCAA Frozen Four; Lake Placid, N.Y.

N3 - Great Lakes Invitational; Joe Louis Arena  
 % - shoot-out win

## BRITISH COLUMBIA

**Won 1, Lost 0**  
**Home**.....0-0-0  
**Road**.....0-0-0  
**Neutral**.....1-0-0  
 12-20-92.....W, 7-1.....N1  
 N1 - Jeep/Nissan Classic; Anchorage, Alaska

## BROWN

**Won 2, Lost 1, Tied 0**  
**Home**.....0-0-0  
**Road**.....0-1-0  
**Neutral**.....2-0-0  
 1-1-59.....W, 11-3.....N1  
 1-1-65.....L, 2-6.....A1  
 12-19-72.....W, 8-3.....N2  
 A1 - Brown Tournament; Providence, R.I.  
 N1 - RPI Tournament; Troy, N.Y.  
 N2 - Cleveland Holiday Tournament; Cleveland, Ohio

## CLARKSON

**Won 7, Lost 7, Tied 1**  
**Home**.....3-0-0  
**Road**.....3-7-1  
**Neutral**.....1-0-0  
 11-28-53.....W, 9-1.....  
 11-27-54.....L, 5-10.....  
 11-25-55.....L, 1-6.....  
 11-25-60.....W, 8-4.....  
 11-24-61.....L, 0-3.....  
 11-23-62.....W, 2-1.....  
 11-29-63.....L, 1-7.....

11-27-64.....L, 2-3.....  
 11-26-65.....L, 3-6.....  
 3-19-66.....W, 6-1.....! M  
 11-24-67.....T, 3-3.....OT  
 11-29-68.....L, 1-3.....  
 10-9-09.....W, 6-1.....H  
 10-10-09.....W, 4-3.....H  
 12-14-14.....W, 6-4.....  
 !M - NCAA Frozen Four; Minneapolis, Minn.

## COLGATE

**Won 3, Lost 0, Tied 0**  
**Home**.....2-0-0  
**Road**.....0-0-0  
**Neutral**.....0-0-0  
 10-12-02.....W, 2-1.....N1  
 10-19-07.....W, 6-3.....H  
 10-20-07.....W, 2-1.....H  
 N1 - Maverick Stampede, Omaha, Neb.

## COLORADO COLLEGE

**Won 34, Lost 45, Tied 1**  
**Home**.....19-17-1  
**Road**.....14-26-0  
**Neutral**.....1-2-0  
 2-12-52.....L, 0-3.....H  
 2-13-52.....L, 3-6.....H  
 1-2-53.....L, 4-6.....  
 1-3-53.....L, 3-5.....  
 2-9-54.....L, 2-3.....H OT  
 2-10-54.....W, 8-4.....H  
 12-21-54.....L, 4-5.....  
 12-22-54.....W, 4-2.....  
 2-3-56.....L, 2-4.....H  
 2-4-56.....L, 1-6.....H  
 12-22-56.....L, 2-8.....  
 12-23-56.....L, 1-7.....  
 12-17-57.....L, 2-7.....H  
 12-18-57.....W, 6-4.....H  
 12-7-59.....L, 3-4.....H  
 12-8-59.....L, 1-5.....H  
 12-18-59.....L, 3-5.....  
 12-19-59.....L, 3-6.....  
 12-16-60.....W, 5-2.....  
 12-17-60.....L, 5-6.....OT

1-11-62.....W, 5-4.....H  
 1-12-62.....W, 8-2.....H  
 1-5-63.....L, 7-8.....OT  
 1-8-63.....L, 7-8.....  
 12-20-63.....L, 2-6.....  
 12-21-63.....W, 5-4.....OT  
 2-28-64.....L, 4-5.....H OT  
 2-29-64.....T, 5-5.....H OT  
 1-15-65.....L, 1-3.....  
 1-16-65.....W, 10-3.....  
 2-26-65.....W, 8-2.....H  
 2-27-65.....W, 7-6.....H OT  
 11-19-65.....L, 0-4.....  
 11-20-65.....L, 3-4.....OT  
 1-7-66.....L, 4-5.....H OT  
 1-8-66.....W, 6-2.....H  
 1-6-67.....W, 6-0.....H  
 1-7-67.....L, 4-5.....H  
 1-14-67.....W, 2-1.....  
 1-16-67.....L, 3-4.....  
 2-16-68.....W, 7-3.....  
 2-17-68.....W, 3-0.....  
 2-27-68.....W, 6-2.....H  
 2-28-68.....L, 2-4.....H  
 1-10-69.....L, 2-3.....H OT  
 1-11-69.....W, 5-1.....H  
 1-23-70.....W, 6-2.....  
 1-24-70.....W, 6-4.....  
 2-19-71.....L, 4-5.....H  
 2-20-71.....W, 6-4.....H  
 12-18-71.....L, 5-6.....OT  
 12-19-71.....L, 4-5.....  
 3-2-73.....W, 9-4.....H  
 3-3-73.....W, 6-2.....H  
 12-14-73.....W, 5-4.....  
 12-15-73.....W, 4-3.....OT  
 1-11-74.....L, 4-5.....H OT

1-12-74.....W, 6-4.....H  
 1-10-75.....L, 1-8.....  
 1-11-75.....W, 6-5.....  
 1-23-76.....W, 6-4.....  
 1-24-76.....L, 4-6.....  
 2-27-76.....W, 5-4.....H  
 2-28-76.....W, 6-4.....H  
 12-31-76.....L, 4-6.....  
 1-2-77.....L, 3-7.....  
 1-27-78.....L, 6-8.....H  
 1-28-78.....L, 3-5.....H  
 12-15-78.....L, 2-9.....  
 12-16-78.....L, 4-10.....  
 12-18-79.....L, 6-7.....OT  
 12-19-79.....L, 1-6.....  
 2-27-81.....W, 6-5.....H OT  
 2-28-81.....W, 5-4.....H OT  
 12-31-96.....W, 6-2.....H  
 3-28-99.....W, 4-3.....N1  
 10-9-99.....L, 1-4.....  
 3-22-02.....L, 0-2.....N2  
 12-30-05.....L, 3-6.....N3  
 3-28-08.....W, 3-1.....N4  
 12-29-10.....L, 4-5.....N3

N1 - NCAA West Regional; Madison, Wis.  
 N2 - NCAA West Regional; Ann Arbor, Mich.  
 N3 - Great Lakes Invitational; Joe Louis Arena  
 N4 - NCAA West Regional; Colorado Springs, Colo.

## CORNELL

**Won 6, Lost 2, Tied 1**  
**Home**.....2-0-1  
**Road**.....3-1-0  
**Neutral**.....1-1-0  
 12-17-66.....L, 2-3.....N1 OT  
 12-29-94.....W, 9-4.....N2  
 11-3-95.....W, 6-2.....H  
 11-12-04.....T, 1-1.....H OT  
 11-14-04.....W, 2-0.....H  
 10-28-05.....L, 2-4.....  
 10-29-05.....W, 4-3.....  
 10-26-18.....W, 5-2.....  
 10-27-18.....W, 4-3.....  
 N1 - Boston Invitational; Boston, Mass.  
 N2 - Great Lakes Invitational; Joe Louis Arena

## DARTMOUTH

**Won 1, Lost 0, Tied 0**  
**Home**.....0-0-0  
**Road**.....0-0-0  
**Neutral**.....1-0-0  
 12-28-71.....W, 8-3.....N1  
 N1 - Great Lakes Invitational; Olympia Center

## DENVER

**Won 16, Lost 58, Tied 2**  
**Home**.....9-24-1  
**Road**.....5-33-1  
**Neutral**.....2-1-0  
 2-27-51.....L, 2-7.....  
 2-28-51.....L, 2-7.....H  
 1-7-52.....L, 2-8.....  
 1-8-52.....L, 4-7.....  
 12-30-52.....L, 1-2.....OT  
 12-31-52.....L, 4-5.....  
 2-5-54.....L, 2-3.....H OT  
 2-6-54.....L, 4-5.....H  
 12-17-54.....L, 3-8.....  
 12-18-54.....W, 5-4.....  
 12-16-55.....L, 1-7.....H  
 12-17-55.....W, 4-3.....H  
 12-18-56.....W, 3-2.....  
 12-19-56.....L, 1-3.....  
 12-20-57.....L, 1-5.....H  
 12-21-57.....L, 2-4.....H  
 12-21-59.....L, 1-10.....  
 12-22-59.....L, 0-11.....

2-26-60.....L, 0-5.....H  
 2-27-60.....L, 1-5.....H  
 12-19-60.....L, 2-10.....  
 12-20-60.....L, 0-9.....  
 2-15-62.....L, 4-6.....H  
 2-16-62.....L, 3-6.....H  
 3-2-62.....W, 4-3.....N1 OT  
 1-4-63.....L, 2-6.....  
 1-7-63.....L, 4-6.....  
 12-10-65.....L, 6-8.....H  
 12-11-65.....W, 4-1.....H  
 1-13-67.....L, 2-8.....  
 1-17-67.....L, 2-4.....  
 1-12-68.....L, 2-3.....H  
 1-13-68.....L, 1-3.....H  
 2-14-69.....L, 4-9.....  
 2-15-69.....W, 2-1.....  
 1-30-70.....L, 4-6.....H  
 1-31-70.....L, 4-5.....H  
 3-12-70.....L, 2-6.....A1  
 2-12-71.....W, 4-3.....  
 2-13-71.....L, 4-5.....OT  
 12-10-71.....L, 6-7.....H OT  
 12-11-71.....W, 6-3.....H  
 12-15-71.....L, 3-4.....  
 12-17-71.....L, 1-7.....  
 3-10-72.....L, 1-2.....A1  
 3-11-72.....L, 3-9.....A1

2-23-73.....L, 0-5.....  
 2-24-73.....L, 3-9.....  
 12-19-73.....L, 7-9.....  
 12-21-73.....L, 5-7.....  
 1-17-75.....W, 7-2.....H  
 1-18-75.....W, 7-4.....H  
 1-9-76.....L, 4-5.....H OT  
 1-10-76.....L, 3-4.....H  
 12-3-76.....W, 3-2.....H  
 12-4-76.....L, 4-5.....H  
 1-7-77.....W, 5-4.....  
 1-8-77.....T, 5-5.....OT  
 2-17-78.....L, 5-6.....  
 2-18-78.....L, 2-6.....  
 10-27-78.....L, 2-4.....  
 10-28-78.....L, 1-4.....  
 1-20-79.....W, 5-3.....H  
 1-21-79.....W, 7-3.....H  
 2-15-80.....W, 4-2.....H  
 2-16-80.....L, 5-8.....H  
 11-14-80.....L, 1-7.....  
 11-15-80.....L, 4-6.....

1-30-81.....T, 3-3.....H OT  
 1-31-81.....L, 1-2.....H  
 12-18-89.....W, 2-1.....N2  
 10-11-02.....L, 0-5.....N3  
 10-16-15.....L, 2-4.....  
 10-17-15.....L, 0-3.....  
 10-21-16.....L, 1-2.....H  
 10-22-16.....L, 1-3.....H  
 A1 - WCHA Playoffs; Denver, Colo.  
 N1 - WCHA Playoffs; Ann Arbor, Mich.  
 N2 - Great Western Freezout; Inglewood, Calif.  
 N3 - Maverick Stampede, Omaha, Neb.

## DETROIT

**Won 3, Lost 1, Tied 0**  
**Home**.....3-0-0  
**Road**.....0-1-0  
**Neutral**.....0-0-0  
 2-2-29.....W, 8-0.....H  
 2-15-29.....W, 8-0.....H  
 1-23-30.....L, 1-2.....  
 2-6-30.....W, 2-0.....H

## DETROIT RED WINGS

**Won 0, Lost 5, Tied 0**  
**Home**.....0-1-0  
**Road**.....0-0-0  
**Neutral**.....0-0-0  
 12-15-53.....L, 4-15.....Exh  
 11-17-54.....L, 3-13.....Exh  
 1-17-56.....L, 3-9.....Exh

## ALL-TIME RECORDS VS. OPPONENTS

12-11-56.....L, 3-10.....Exh  
12-4-57.....L, 3-10.....Exh

## DYNAMO RIGA

Won 0, Lost 1, Tied 0

Home.....0-1-0

Road.....0-0-0

Neutral.....0-0-0

12-16-90.....L, 5-6.....H Exh

## FERRIS STATE

Won 74, Lost 38, Tied 15

Home.....43-19-6

Road.....29-18-8

Neutral.....2-1-1

12-7-79.....L, 3-6.....H

12-8-79.....L, 3-4.....OT

11-6-81.....T, 3-3.....OT

11-7-81.....L, 3-4.....H OT

2-26-82.....W, 10-2.....H

2-27-82.....L, 3-4.....H

1-14-83.....L, 1-4.....H

1-15-83.....W, 4-2.....H

2-18-83.....L, 2-5.....H

2-19-83.....W, 10-2.....H

3-4-83.....L, 2-4.....H1

3-5-83.....W, 5-1.....H1

11-25-83.....W, 8-2.....H

11-26-83.....L, 1-2.....H

2-24-84.....W, 8-4.....H

2-25-84.....W, 7-4.....H

11-2-84.....W, 8-2.....H

11-3-84.....L, 3-4.....OT

1-18-85.....W, 3-1.....H

1-19-85.....W, 7-3.....H

11-1-85.....T, 5-5.....HOT

11-2-85.....W, 5-3.....H

1-17-86.....W, 8-6.....H

1-18-86.....T, 9-9.....HOT

10-17-86.....W, 3-2.....H

10-18-86.....W, 6-3.....H

12-12-86.....W, 4-3.....OT

12-14-86.....W, 4-2.....H

10-16-87.....L, 2-4.....H

10-17-87.....W, 5-2.....H

12-11-87.....L, 4-5.....H

12-12-87.....T, 1-1.....OT

10-21-88.....W, 7-4.....H

10-22-88.....W, 9-2.....H

12-15-88.....W, 8-2.....H

12-16-88.....W, 3-0.....H

10-20-89.....W, 9-3.....H

10-21-89.....L, 2-5.....H

12-14-89.....W, 5-3.....H

12-15-89.....T, 5-5.....HOT

3-2-90.....W, 6-4.....H1

3-3-90.....W, 13-1.....H1

11-30-90.....L, 2-4.....H

12-1-90.....L, 4-5.....H

2-1-91.....L, 2-3.....HOT

2-2-91.....W, 3-2.....H

12-13-91.....T, 3-3.....HOT

12-14-91.....T, 3-3.....OT

1-21-92.....W, 8-2.....H

2-25-92.....W, 3-1.....H

3-13-92.....W, 5-2.....H1

3-14-92.....W, 4-1.....H1

11-28-92.....T, 2-2.....OT

2-9-93.....W, 7-4.....H

2-20-93.....L, 3-5.....H

3-19-93.....L, 2-3.....N1

11-2-93.....L, 3-4.....H

2-25-94.....L, 4-6.....H

3-3-94.....W, 2-1.....H

1-6-95.....W, 9-2.....H

2-3-95.....T, 3-3.....OT

2-25-95.....W, 6-1.....H

10-28-95.....W, 6-3.....H

1-20-96.....W, 5-4.....H

2-2-96.....W, 7-2.....H

3-8-96.....W, 3-2.....H1 OT

3-9-96.....L, 1-5.....H1

3-10-96.....W, 3-1.....H1

10-22-96.....W, 7-2.....H

11-16-96.....W, 7-3.....H

1-21-97.....T, 3-3.....N2 OT

10-28-97.....W, 6-1.....N2

1-17-98.....W, 7-0.....H

2-28-98.....W, 6-3.....H

3-13-98.....W, 3-1.....H1

3-14-98.....W, 2-1.....H1

2-26-99.....T, 1-1.....OT

3-5-99.....W, 4-1.....H

3-6-99.....L, 1-2.....H

10-29-99.....W, 4-1.....H

10-30-99.....W, 4-0.....H

12-8-00.....T, 0-0.....OT

12-9-00.....W, 4-1.....H

10-20-01.....W, 2-0.....H

1-15-02.....W, 3-2.....H

3-1-02.....L, 2-3.....H

3-2-02.....W, 2-0.....H

12-6-02.....W, 6-2.....H

12-7-02.....L, 3-5.....H

10-31-03.....W, 8-0.....H

11-1-03.....W, 4-2.....H

3-12-04.....W, 6-4.....H1

3-13-04.....W, 5-3.....H1

11-5-04.....W, 4-2.....H

11-6-04.....W, 5-1.....H

11-8-05.....T, 2-2.....OT

1-24-06.....L, 1-2.....H

11-7-06.....T, 2-2.....HOT

11-10-07.....W, 6-0.....H

2-9-07.....W, 2-1.....HOT

12-3-07.....L, 1-2.....H

12-7-07.....W, 4-3.....H

12-8-07.....W, 4-1.....H

2-6-09.....T, 2-2.....~ HOT

2-7-09.....W, 1-0.....H

2-19-10.....L, 1-4.....H

2-20-10.....W, 3-2.....H

11-23-10.....L, 0-3.....H

12-3-10.....W, 3-2.....H

12-4-10.....L, 0-1.....HOT

1-27-11.....L, 1-2.....H

1-27-12.....L, 1-2.....H

1-28-12.....L, 3-4.....H

12-15-12.....W, 3-1.....H

1-5-13.....L, 0-3.....H

1-18-13.....L, 1-2.....H

1-19-13.....L, 2-5.....H

12-14-13.....L, 0-2.....H

10-31-14.....L, 0-1.....H

11-1-14.....W, 4-1.....H

12-28-14.....W, 2-0.....N3

11-10-16.....L, 1-4.....H

11-12-16.....W, 4-3.....H

11-17-17.....W, 3-2.....HOT

11-18-17.....W, 3-1.....H

11-2-18.....W, 5-3.....H

11-3-18.....L, 1-4.....H

H1 - CCHA Tournament; East Lansing, Mich.

N1 - CCHA Tournament; Joe Louis Arena

N2 - Van Andel Arena; Grand Rapids, Mich.

N3 - Great Lakes Invitational; Joe Louis Arena

~ Shootout loss

~ Shootout loss

~ Shootout loss

~ Shootout loss

~ Shootout loss

~ Shootout loss

~ Shootout loss

~ Shootout loss

~ Shootout loss

~ Shootout loss

~ Shootout loss

~ Shootout loss

~ Shootout loss

~ Shootout loss

~ Shootout loss

~ Shootout loss

~ Shootout loss

~ Shootout loss

~ Shootout loss

~ Shootout loss

~ Shootout loss

~ Shootout loss

~ Shootout loss

~ Shootout loss

11-13-93.....W, 7-4.....H

10-4-97.....T, 3-3.....HOT

10-5-99.....W, 11-1.....H Exh

## HARVARD

Won 7, Lost 4, Tied 1

Home.....1-2-0

Road.....2-1-1

Neutral.....4-1-0

1-4-58.....W, 6-2.....H

1-2-76.....L, 6-8.....H

1-3-76.....L, 3-4.....H

12-28-80.....W, 6-4.....N1

3-18-83.....L, 5-6.....N2

3-19-83.....T, 3-3.....N2

3-29-86.....W, 6-5.....N3

3-18-88.....W, 6-5.....N2

3-19-88.....W, 5-3.....N2

3-30-89.....L, 3-6.....N4

12-28-91.....W, 3-1.....N1

1-29-06.....W, 5-2.....N1

N1 - Great Lakes Invitational; Joe Louis Arena

N2 - NCAA Regional; Cambridge, Mass.

N3 - NCAA Frozen Four; Providence, R.I.

N4 - NCAA Frozen Four; St. Paul, Minn.

## ILLINOIS-CHICAGO

Won 48, Lost 8, Tied 1

Home.....28-5-0

Road.....20-3-1

Neutral.....0-0-0

1-15-82.....W, 8-1.....H

1-16-82.....W, 7-2.....H

10-22-82.....W, 4-0.....H

10-23-82.....W, 8-0.....H

10-28-83.....W, 7-1.....H

10-29-83.....W, 5-3.....H

11-29-84.....W, 8-2.....H

11-30-84.....W, 8-4.....H

2-15-85.....W, 6-2.....H

2-16-85.....L, 4-7.....H

11-29-85.....W, 6-4.....H

11-30-85.....L, 2-3.....H

2-14-86.....W, 4-2.....H

2-15-86.....W, 7-2.....H

11-7-86.....L, 4-5.....HOT

11-8-86.....W, 5-4.....H

1-16-87.....L, 2-4.....H

1-17-87.....W, 5-3.....H

11-6-87.....W, 5-2.....H

11-7-87.....W, 5-2.....H

1-22-88.....W, 5-4.....HOT

1-23-88.....W, 8-5.....H

3-4-88.....W, 9-4.....@ H

3-5-88.....W, 6-3.....@ H

10-28-88.....W, 2-0.....H

10-29-88.....W, 5-4.....OT

1-6-89.....L, 2-4.....H

1-7-89.....W, 5-1.....H

10-27-89.....W, 6-2.....H

10-28-89.....W, 14-1.....H

1-5-90.....W, 6-3.....H

1-6-90.....W, 6-3.....H

10-12-90.....W, 8-3.....H

10-13-90.....W, 9-1.....H

2-22-91.....L, 4-5.....H

2-23-91.....W, 8-3.....H

1-31-92.....W, 6-3.....H

2-1-92.....L, 3-6.....H

2-28-92.....W, 4-0.....H

2-29-92.....W, 6-2.....H

11-7-92.....W, 4-3.....H

11-20-92.....W, 3-2.....H

11-21-92.....W, 6-2.....H

10-22-93.....W, 6-3.....H

## ALL-TIME RECORDS VS. OPPONENTS

2-7-92.....T, 3-3.....OT
2-8-92.....W, 4-1.....
3-21-92.....L, 3-5.....N1
4-2-92.....L, 2-4.....N2
12-11-92.....L, 4-7.....H
12-12-92.....W, 4-1.....H
1-11-93.....W, 4-2.....
11-23-93.....W, 6-4.....H
2-11-94.....L, 1-11.....
2-12-94.....T, 3-3.....OT
3-19-94.....L, 0-4.....N1
11-4-94.....W, 4-1.....H
12-3-94.....W, 7-3.....H
1-9-95.....T, 4-4.....OT
3-19-95.....L, 3-5.....N1
10-26-95.....L, 1-4.....H
12-9-95.....L, 0-3.....H
2-16-96.....W, 4-3.....N3
12-27-96.....L, 0-5.....N4
1-10-97.....T, 4-4.....OT
1-11-97.....T, 4-4.....OT
2-15-97.....W, 6-3.....H
1-24-98.....W, 4-3.....H
2-27-98.....W, 4-2.....H
3-6-98.....W, 4-1.....
11-7-98.....W, 2-1.....H
1-22-99.....W, 4-1.....
2-6-99.....W, 3-2.....N3
3-12-99.....W, 3-2.....H1
3-13-99.....W, 4-0.....H1
2-3-00.....W, 3-0.....
3-5-00.....L, 1-3.....N3
11-21-00.....W, 5-0.....H
1-12-01.....W, 2-0.....
1-14-01.....W, 2-1.....OT
1-23-01.....W, 3-0.....H
10-11-01.....W, 5-0.....H
10-12-01.....W, 6-1.....H
10-24-02.....W, 7-0.....H
10-25-02.....W, 3-2.....H
1-3-03.....L, 1-7.....
1-4-03.....W, 6-0.....
2-5-04.....W, 8-5.....
2-7-04.....W, 2-1.....N3
1-21-05.....W, 8-0.....H
1-22-05.....T, 2-2.....OT H
2-23-06.....W, 3-2.....
2-25-06.....T, 2-2.....OT N3
1-19-07.....W, 3-2.....H OT
1-10-07.....W, 4-0.....H
3-17-07.....W, 7-6.....N1 OT
11-30-07.....W, 3-2.....
12-1-07.....W, 5-2.....
1-4-08.....W, 8-2.....H
1-5-08.....T, 3-3.....H OT
1-30-09.....L, 0-2.....
1-31-09.....L, 2-4.....
1-8-10.....W, 4-2.....H
1-9-10.....T, 3-3.....H OT
1-14-11.....W, 4-0.....
1-15-11.....T, 2-2.....OT
10-14-11.....L, 4-5.....
10-15-11.....L, 2-3.....
1-20-12.....W, 4-2.....H
1-21-12.....T, 2-2.....H OT
10-26-12.....L, 2-3.....
10-27-12.....W, 4-2.....
10-10-15.....W, 4-1.....N5
10-22-15.....L, 2-4.....H
10-23-15.....W, 2-0.....H
10-14-16.....L, 1-6.....
10-15-16.....L, 3-7.....
10-27-17.....W, 4-3.....H
10-28-17.....W, 6-0.....H
12-30-18.....L, 3-4.....OT N6

H1 - CCHA Tournament

N1 - CCHA Tournament; Joe Louis Arena

N2 - NCAA Frozen Four; Albany, N.Y.

N3 - Joe Louis Arena; Detroit, Mich.

N4 - Great Lakes Invitational; Joe Louis Arena

N5 - IceBreaker; Portland, Maine

N6 - Great Lakes Invitational; Little

Caesars Arena

% - shootout loss

## LANSING INDEPENDENTS

Won 2, Lost 0, Tied 0

Home.....2-0-0

Road.....0-0-0

Neutral.....0-0-0

2-11-23.....W, 6-0.....H

2-25-23.....W, 9-1.....H

## LAURENTIAN

Won 1, Lost 1, Tied 0

Home.....1-1-0

Road.....0-0-0

Neutral.....0-0-0

10-25-74.....L, 3-4.....H

10-26-74.....W, 4-1.....H

## MAINE

Won 11, Lost 5, Tied 3

Home.....4-0-2

Road.....3-1-0

Neutral.....4-4-1

11-21-86.....T, 3-3.....H OT

11-22-86.....W, 4-0.....H

3-20-87.....W, 6-2.....H1

3-21-87.....W, 5-3.....H1

12-20-87.....L, 3-4.....N1 OT

1-27-89.....W, 6-3.....

1-28-89.....W, 6-3.....

4-1-89.....W, 7-4.....N2

12-28-90.....L, 3-6.....N3

12-19-91.....W, 1-0.....^F N4

3-28-92.....W, 3-2.....N5

10-15-95.....L, 3-4.....N6

3-26-06.....L, 4-5.....N7

4-7-07.....W, 4-2.....N8

10-16-09.....W, 5-3.....

10-17-09.....L, 3-5.....

10-14-10.....T, 4-4.....H OT

10-15-10.....W, 3-2.....H

10-9-15.....T, 3-3.....N9 OT

H1 - NCAA Regional; East Lansing, Mich.

N1 - Nissan/JEEP Classic; Anchorage, Alaska

N2 - NCAA Frozen Four; St. Paul, Minn.

N3 - Great Lakes Invitational; Joe Louis Arena

N4 - Great Western Freezout; Inglewood, Calif.

N5 - NCAA West Regional; Providence, R.I.

N6 - Great Western Freezout; Anaheim, Calif.

N7 - NCAA East Regional; Albany, N.Y.

N8 - NCAA Frozen Four; St. Louis, Mo.

N9 - IceBreaker Tournament; Portland, Maine

^F - Forfeit, Game score was 2-4

## MARQUETTE

Won 0, Lost 1, Tied 0

Home.....0-1-0

Road.....0-0-0

Neutral.....0-0-0

2-2-28.....L, 1-5.....H

## MASSACHUSETTS

Won 4 Lost 3, Tied 0

Home.....3-1-0

Road.....0-2-0

Neutral.....1-0-0

10-17-98.....W, 3-1.....H

11-9-01.....W, 6-1.....H

10-10-08.....W, 3-1.....N1

10-18-13.....L, 1-3.....

10-19-13.....L, 2-5.....

10-17-14.....W, 5-3.....H

10-18-14.....L, 3-4.....H

N1 - IceBreaker Tournament; Boston, Mass.

## UMASS-LOWELL

Won 5, Lost 5, Tied 0

Home.....5-4-0

Road.....0-1-0

Neutral.....0-0-0

1-20-84.....W, 10-4.....H

1-21-84.....W, 6-0.....H

3-26-94.....L, 3-4.....H1

3-23-96.....L, 2-6.....H1

1-9-04.....W, 2-0.....H

1-10-04.....W, 1-0.....H

10-16-08.....L, 0-3.....H

10-17-08.....W, 2-1.....H

10-25-13.....L, 1-4.....H

10-25-14.....L, 1-2.....

H1 - NCAA West Regional; East Lansing, Mich.

F - Game was forfeited by UML score 2-3

## McMASTER

Won 2, Lost 0, Tied 0

Home.....2-0-0

Road.....0-0-0

Neutral.....0-0-0

10-15-82.....W, 9-2.....H

10-16-82.....W, 8-4.....H

## MERCYHURST

Won 2, Lost 0, Tied 0

Home.....2-0-0

Road.....0-0-0

Neutral.....0-0-0

11-9-07.....W, 6-2.....H

11-10-07.....W, 6-2.....H

## MERRIMACK

Won 0, Lost 1, Tied 1

Home.....0-0-0

Road.....0-0-0

Neutral.....0-0-1

10-14-00.....T, 1-1.....OT N1

N1 - Johnson Nissan Classic; Anchorage, Alaska

## MIAMI

Won 69, Lost 34, Tied 6

Home.....36-18-3

Road.....29-16-3

Neutral.....4-0-0

12-5-80.....T, 4-4.....H OT

12-6-80.....W, 6-3.....H

1-29-82.....W, 6-5.....H

1-30-82.....L, 2-3.....H

11-19-82.....W, 3-2.....OT

11-20-82.....W, 3-2.....

1-6-84.....W, 9-1.....H

1-7-84.....W, 9-3.....H

10-26-84.....W, 9-1.....

10-27-84.....W, 5-1.....

1-11-85.....W, 3-2.....H OT

1-12-85.....W, 5-1.....H

3-1-85.....W, 4-3.....H1

3-2-85.....W, 7-1.....H1

10-25-85.....W, 5-2.....H

10-26-85.....W, 7-2.....H

1-10-86.....W, 8-3.....

1-11-86.....W, 6-3.....

10-24-86.....W, 10-4.....H

10-25-86.....W, 8-1.....H

1-2-87.....L, 4-5.....OT

1-3-87.....W, 5-2.....

10-23-87.....W, 6-1.....H

10-24-87.....L, 2-4.....H

1-8-88.....L, 3-4.....

1-9-88.....W, 7-6.....OT

12-2-88.....W, 12-7.....

12-3-88.....W, 4-3.....

2-10-89.....W, 9-3.....H

2-11-89.....W, 8-4.....H

12-1-89.....W, 4-2.....H

12-2-89.....W, 8-2.....H

2-9-90.....W, 4-2.....

2-10-90.....W, 5-3.....

11-24-90.....W, 4-0.....H

11-25-90.....W, 8-0.....H

2-8-91.....W, 3-2.....

2-9-91.....W, 7-2.....

1-17-92.....W, 7-2.....H

1-18-92.....L, 2-4.....H

3-6-92.....T, 7-7.....OT

3-7-92.....W, 7-2.....

3-22-92.....W, 8-5.....N1

10-30-92.....L, 3-4.....H

10-31-92.....L, 4-7.....H

1-22-93.....L, 1-2.....

10-29-93.....L, 1-5.....

10-30-93.....W, 6-4.....

11-19-93.....T, 1-1.....H OT

2-10-95.....L, 2-3.....H OT

2-11-95.....L, 0-1.....H

3-4-95.....W, 6-3.....

10-20-95.....W, 6-3.....

11-17-95.....W, 3-0.....H

11-18-95.....W, 6-5.....H OT

11-22-96.....W, 4-3.....

2-14-97.....L, 1-2.....H

2-22-97.....W, 7-3.....

3-14-97.....W, 4-3.....N1 OT

1-30-98.....T, 1-1.....H OT

1-31-98.....W, 7-0.....H

2-7-98.....T, 0-0.....OT

11-14-98.....W, 5-0.....

1-8-99.....W, 5-1.....H

1-16-99.....W, 5-1.....N2

11-19-99.....L, 2-3.....

11-20-99.....L, 0-3.....

3-10-00.....W, 6-2.....H1

3-11-00.....W, 5-1.....H1

1-19-01.....W, 1-0.....H

1-20-01.....W, 5-0.....H

11-16-01.....W, 3-0.....H

11-17-01.....W, 2-0.....H

2-22-02.....W, 3-1.....

2-23-02.....W, 4-3.....

1-31-03.....L, 3-5.....H

2-1-03.....W, 3-2.....H

11-14-03.....L, 2-4.....

11-15-03.....W, 3-1.....

1-30-04.....L, 1-2.....H

1-31-04.....L, 1-3.....H

1-7-05.....W, 4-0.....

1-8-05.....L, 1-4.....

3-11-05.....W, 2-1.....H1

3-12-05.....W, 5-4.....H1 OT

2-17-06.....W, 3-2.....H

2-18-06.....W, 3-1.....H

3-18-06.....W, 1-2.....N1

1-5-07.....L, 2-5.....

1-6-07.....W, 4-1.....

11-15-07.....L, 2-4.....H

11-16-07.....L, 1-3.....H

11-14-08.....L, 1-5.....H

11-15-08.....L, 1-3.....H

1-16-09.....W, 4-1.....

1-17-09.....L, 1-6.....

10-23-09.....L, 1-2.....

10-24-09.....W, 3-2.....OT

1-21-11.....W, 7-4.....H

1-22-11.....L, 0-4.....H

1-6-12.....L, 1-2.....H OT

1-7-12.....L, 0-4.....H

3-9-12.....L, 0-6.....

3-10-12.....L, 1-4.....

11-16-12.....T, 2-2.....OT

11-17-12.....L, 0-2.....

3-15-12.....W, 3-0.....A1

3-16-13.....L, 1-4.....A1

3-17-13.....L, 1-4.....A1

H1 - CCHA Tournament; Oxford, Ohio

A1 - CCHA Tournament; East Lansing, Mich.

N1 - CCHA Tournament; Joe Louis Arena

N2 - The Crown; Cincinnati, Ohio

^ - Shootout loss



## ALL-TIME RECORDS VS. OPPONENTS

## MICHIGAN

Won 135, Lost 165, Tied 24

Home .....67-52-12

Road .....46-77-5

Neutral .....22-36-7

1-11-22	L, 1-5
1-23-22	L, 0-9
1-11-23	L, 1-5
2-17-23	L, 0-9
1-24-25	L, 3-6
1-23-26	L, 0-4
2-5-26	L, 1-4
2-5-27	W, 5-2
2-12-27	L, 0-2
2-14-27	L, 1-2
2-1-28	W, 2-1
2-7-28	L, 1-3
1-14-29	L, 1-9
2-9-29	L, 2-8
1-25-30	L, 0-7
2-6-30	L, 1-7
2-22-50	L, 4-10
3-10-50	L, 1-17
2-21-51	L, 1-10
3-3-51	L, 6-9
12-5-51	L, 1-11
1-16-52	L, 1-7
2-29-52	L, 2-8
3-1-52	L, 2-6
1-7-53	L, 0-6
1-14-53	L, 2-10
2-11-53	L, 0-4
3-4-53	L, 4-8
1-8-54	L, 4-7
1-9-54	L, 1-3
2-19-54	T, 0-0
2-20-54	L, 2-3
1-7-55	L, 0-7
1-8-55	L, 1-3
2-11-55	L, 4-7
2-12-55	L, 3-4
1-6-56	L, 2-5
1-7-56	L, 1-3
1-20-56	L, 2-3
1-21-56	L, 1-7
1-8-57	L, 3-4
1-15-57	L, 2-3
2-22-57	L, 4-5
2-23-57	L, 1-2
1-8-58	W, 4-2
1-15-58	L, 2-4
2-14-58	W, 3-1
2-15-58	W, 2-1
2-6-59	W, 3-1
2-7-59	W, 5-2
3-6-59	L, 2-4
3-7-59	W, 4-1
1-15-60	L, 1-6
1-16-60	W, 4-2
2-9-60	W, 4-3
1-16-60	L, 3-5
2-3-61	W, 3-2
2-4-61	L, 2-3
3-3-61	L, 1-6
3-4-61	L, 3-4
2-2-62	L, 3-5
2-3-62	L, 1-5
2-23-62	L, 2-4
2-24-62	L, 2-10
11-30-62	W, 2-1
12-1-62	W, 4-3
2-22-63	W, 6-2
2-23-63	W, 2-1
2-14-64	L, 0-2
2-15-64	L, 2-7
3-6-64	L, 4-9
3-7-64	L, 4-13
1-27-65	L, 3-6
2-5-65	W, 7-4
2-6-65	W, 6-2
2-17-65	L, 2-7
2-4-66	W, 8-7

2-5-66	W, 4-2
2-25-66	W, 7-1
2-26-66	L, 0-1
3-3-66	W, 3-2
12-9-66	L, 4-10
12-10-66	L, 2-3
12-23-66	L, 3-5
2-10-67	W, 4-3
2-11-67	W, 5-1
3-9-67	W, 4-2
1-5-68	L, 1-7
1-6-68	W, 4-3
2-9-68	L, 3-4
2-10-68	L, 0-9
12-6-68	L, 1-2
12-7-68	L, 1-2
12-21-68	W, 4-2
12-28-68	L, 3-8
1-24-69	W, 7-3
1-25-69	W, 5-1
12-5-69	W, 3-2
12-6-69	L, 6-8
12-22-69	W, 5-4
2-20-70	L, 3-6
2-21-70	W, 7-1
1-8-71	W, 5-4
1-9-71	W, 6-5
3-5-71	L, 7-8
3-6-71	W, 5-4
11-26-71	L, 1-5
11-27-71	W, 4-2
1-19-72	W, 7-2
2-9-72	L, 2-6
1-17-73	W, 5-2
2-2-73	W, 6-5
2-3-73	W, 8-5
2-28-73	W, 8-3
11-16-73	L, 6-7
11-17-73	W, 7-6
3-1-74	W, 6-2
3-2-74	W, 9-3
12-13-74	W, 6-1
12-14-74	W, 8-3
2-28-75	L, 8-11
3-1-75	L, 5-7
12-5-75	W, 6-4
12-6-75	L, 4-8
3-5-76	W, 6-3
3-6-76	L, 6-7
12-10-76	W, 7-5
12-11-76	W, 6-5
3-4-77	L, 3-6
3-5-77	L, 2-5
11-11-77	L, 4-8
11-12-77	W, 9-4
3-3-78	T, 7-7
3-4-78	L, 2-3
12-8-78	L, 4-7
12-9-78	L, 2-5
3-2-79	W, 5-3
3-3-79	W, 5-3
11-30-79	L, 2-7
12-1-79	W, 6-3
12-28-79	L, 4-7
2-29-80	W, 5-4
3-1-80	L, 1-6
11-7-80	L, 1-2
11-8-80	L, 2-3
12-27-80	L, 2-3
1-16-81	L, 2-9
1-17-81	W, 4-3
11-20-81	L, 3-4
11-21-81	W, 3-0
12-30-81	T, 4-4
1-18-82	W, 5-2
2-16-82	W, 7-1
11-5-82	W, 5-2
11-6-82	W, 4-3
12-26-82	W, 6-3
1-28-83	W, 3-1
1-29-83	W, 2-1
11-18-83	W, 6-3
11-19-83	L, 3-5

1-27-84	W, 12-1
1-28-84	W, 3-1
11-9-84	W, 4-1
11-10-84	W, 8-2
1-25-85	W, 11-2
1-26-85	W, 9-4
11-8-85	L, 4-5
11-9-85	W, 6-2
1-24-86	W, 7-5
1-25-86	L, 3-5
2-28-86	W, 4-3
3-1-86	W, 5-2
11-14-86	W, 7-6
11-15-86	W, 9-3
1-23-87	L, 2-8
1-24-87	W, 2-1
2-27-87	W, 8-7
2-28-87	W, 6-3
11-13-87	W, 6-3
11-14-87	L, 4-6
1-29-88	L, 2-5
1-30-88	L, 3-5
12-9-88	W, 3-0
12-11-88	W, 5-3
2-17-89	W, 7-3
2-18-89	W, 5-3
12-9-89	W, 5-3
12-10-89	W, 11-4
12-30-89	L, 3-6
2-16-90	T, 2-2
2-17-90	W, 5-2
3-10-90	W, 4-3
11-9-90	L, 2-4
11-10-90	L, 3-3
2-15-91	L, 5-6
2-16-91	W, 6-2
10-25-91	W, 5-3
10-26-91	T, 4-4
2-21-92	L, 1-4
2-22-92	L, 4-5
12-4-92	L, 3-4
12-5-92	W, 3-1
1-30-93	L, 1-11
12-30-93	L, 2-4
1-21-94	W, 6-3
1-22-94	L, 1-3
2-19-94	W, 5-1
11-11-94	L, 3-7
12-30-94	L, 4-5
2-4-95	L, 3-5
2-18-95	L, 1-7
11-28-95	W, 4-3
12-30-95	L, 1-3
2-17-96	L, 1-8
3-1-96	L, 0-3
3-15-96	L, 2-6
11-2-96	W, 5-4
11-15-96	L, 1-5
2-8-97	W, 2-1
3-15-97	L, 1-3
10-25-97	W, 4-2
12-28-97	W, 5-3
2-20-98	W, 5-1
2-21-98	W, 4-1
11-20-98	L, 1-2
12-27-98	W, 3-1
1-29-99	T, 3-3
2-20-99	W, 3-1
12-30-99	W, 3-1
1-7-00	L, 0-2
2-25-00	L, 2-4
2-26-00	T, 3-3
11-4-00	W, 1-0
1-27-01	L, 3-4
2-17-01	W, 4-2
3-1-01	W, 3-1
3-17-01	W, 2-0
10-6-01	T, 3-3
1-19-02	T, 1-1
2-16-02	W, 3-1
3-17-02	L, 2-3
2-14-03	L, 1-3
2-15-03	W, 5-3

2-28-03	W, 4-0
3-1-03	L, 4-5
12-5-03	L, 0-2
12-6-03	W, 2-0
3-5-04	T, 4-4
3-6-04	W, 1-0
11-18-04	L, 2-4
11-20-04	L, 4-5
12-30-04	W, 2-1
2-4-05	T, 2-2
2-5-05	T, 1-1
10-22-05	T, 3-3
1-17-06	W, 2-0
1-27-06	T, 1-1
1-28-06	T, 5-5
3-17-06	W, 4-1
11-3-06	W, 7-4
11-4-06	L, 2-6
11-21-06	L, 1-2
12-30-06	W, 4-1
2-10-07	T, 3-3
3-16-07	L, 2-5
1-25-08	W, 1-0
1-26-08	T, 2-2
2-22-08	W, 5-2
2-23-08	L, 2-5
12-5-08	L, 1-6
12-6-08	L, 3-5
12-28-08	L, 1-5
1-23-09	L, 2-6
1-24-09	L, 3-5
11-13-09	W, 3-2
11-14-09	W, 2-0
1-29-10	W, 3-2
1-30-10	L, 4-5
3-12-10	L, 1-5
3-13-10	L, 3-5
12-11-10	L, 0-5
1-7-11	W, 4-3
1-8-11	L, 0-4
1-29-11	W, 2-1
12-9-11	L, 3-4
12-10-11	T, 3-3
12-30-11	L, 2-3
2-10-12	W, 3-2
2-11-12	L, 2-3
11-9-12	L, 1-5
11-10-12	W, 7-2
12-30-12	L, 2-5
2-1-13	L, 2-3
2-12-13	L, 2-5
12-28-13	W, 3-0
1-23-14	L, 1-2
1-24-14	L, 2-5
3-7-14	L, 1-7
3-8-14	W, 4-3
12-29-14	L, 1-2
1-30-15	W, 2-1
2-7-15	L, 1-4
3-13-15	L, 3-5
3-14-15	W, 2-1
3-20-15	L, 1-4
1-8-16	L, 2-9
1-9-16	L, 3-6
2-5-16	W, 3-2
2-6-16	L, 1-4
12-30-16	L, 4-5
1-20-17	W, 3-0
1-21-17	T, 2-2
2-10-17	T, 4-4
2-11-17	W, 4-1
12-7-17	L, 0-4
12-8-17	W, 5-0
1-2-18	L, 4-6
2-9-18	T, 1-1
2-10-18	L, 2-3
11-30-18	W, 4-3
12-1-18	T, 1-1
12-31-18	T, 2-2
2-8-19	L, 3-5
2-9-19	L, 2-5



## ALL-TIME RECORDS VS. OPPONENTS

A1 - WCHA Tournament; Ann Arbor, Mich.  
 A2 - Big Ten Tournament; Ann Arbor, Mich.  
 A3 - Michigan Stadium; Ann Arbor, Mich.  
 N1 - Great Lakes Invitational; Olympia Stadium  
 N2 - Big Ten Tournament; Madison, Wisc.  
 N3 - Great Lakes Invitational; Joe Louis Arena  
 N4 - CCHA Tournament; Joe Louis Arena  
 N5 - Joe Louis Arena; Detroit, Mich.  
 N6 - Great Lakes Invitational; Comerica Park  
 N7 - Hockey City Classic; Soldier Field; Chicago, Ill.  
 N8 - Big Ten Tournament; Joe Louis Arena  
 N9 - Little Caesars Arena; Detroit, Mich.  
 N10 - Great Lakes Invitational; Little Caesars Arena  
 H1 - WCHA Tournament; East Lansing, Mich.  
 H2 - CCHA Tournament; East Lansing, Mich.  
 H3 - Spartan Stadium; East Lansing, Mich.  
 ! Shootout Win  
 \* Shootout Loss

## MICHIGAN-DEARBORN

Won 1, Lost 0, Tied 0

Home ..... 1-0-0

Road ..... 0-0-0

Neutral ..... 0-0-0

1-27-90 ..... W, 5-3 ..... H

## MICHIGAN TECH

Won 76, Lost 84, Tied 4

Home ..... 33-31-2

Road ..... 19-44-1

Neutral ..... 24-9-1

2-15-28 ..... L, 0-5

1-12-50 ..... L, 2-6 ..... H

1-13-50 ..... L, 2-15 ..... H

2-3-50 ..... L, 3-13

2-4-50 ..... L, 0-10

2-2-51 ..... W, 4-3

2-3-51 ..... L, 2-4

2-15-51 ..... W, 3-2 ..... H

2-16-51 ..... W, 5-3 ..... H

1-25-52 ..... W, 9-4 ..... H

1-26-52 ..... W, 6-4 ..... H

2-15-52 ..... W, 5-3

2-16-52 ..... W, 3-2

2-6-53 ..... W, 2-1

2-7-53 ..... L, 2-5

2-20-53 ..... W, 6-5 ..... H OT

2-21-53 ..... L, 3-5 ..... H

2-26-54 ..... W, 4-1

2-27-54 ..... L, 1-2

3-8-54 ..... L, 3-5 ..... H

3-9-54 ..... W, 6-1 ..... H

12-31-54 ..... L, 1-5 ..... H

1-1-55 ..... W, 5-3 ..... H

1-21-55 ..... L, 4-9

1-22-55 ..... L, 2-5

1-27-56 ..... L, 1-8

1-28-56 ..... L, 5-6 ..... OT

2-24-56 ..... L, 3-4 ..... H

2-25-56 ..... L, 1-3 ..... H

1-25-57 ..... L, 1-3 ..... H

1-26-57 ..... L, 2-4 ..... H

2-8-57 ..... L, 3-5

2-9-57 ..... L, 2-6

1-17-58 ..... W, 4-3 ..... H

1-18-58 ..... W, 6-1 ..... H

2-7-58 ..... W, 5-2

2-8-58 ..... L, 1-3

1-30-59 ..... W, 7-0

1-31-59 ..... L, 4-5 ..... OT

2-27-59 ..... W, 3-0 ..... H

2-28-59 ..... W, 5-2 ..... H

1-22-60 ..... T, 3-3 ..... OT

1-23-60 ..... L, 1-9

2-5-60 ..... L, 3-5 ..... H

2-6-60 ..... L, 0-7 ..... H

1-13-61 ..... W, 1-0 ..... F

1-14-61 ..... L, 3-7

1-20-61 ..... W, 4-3 ..... H

1-21-61 ..... L, 1-3 ..... H

2-9-62 ..... L, 2-8

1-20-62 ..... L, 2-3 ..... OT

3-1-62 ..... L, 1-5 ..... N4

1-25-63 ..... L, 2-6 ..... H

1-26-63 ..... L, 2-6 ..... H

2-21-64 ..... L, 3-7

2-22-64 ..... L, 1-11

2-19-65 ..... L, 3-4 ..... H

2-20-65 ..... L, 4-5 ..... H

2-18-66 ..... L, 4-8

2-19-66 ..... L, 2-4

3-5-66 ..... W, 4-3 ..... H1

1-20-67 ..... W, 4-3 ..... H

1-21-67 ..... T, 3-3 ..... H OT

3-16-67 ..... W, 2-1 ..... A1 OT

2-2-68 ..... L, 1-4

2-3-68 ..... L, 2-6

2-28-69 ..... L, 3-4 ..... H

3-1-69 ..... L, 1-6 ..... H

3-7-69 ..... L, 2-4 ..... N5

2-6-70 ..... L, 1-8

2-7-70 ..... L, 4-5 ..... OT

12-4-70 ..... W, 8-6 ..... H

12-5-70 ..... L, 2-4 ..... H

12-29-71 ..... L, 2-3 ..... N1

2-4-72 ..... W, 5-3

2-5-72 ..... W, 3-2

12-1-72 ..... W, 6-2 ..... H

12-2-72 ..... W, 7-3 ..... H

3-5-73 ..... L, 2-7 ..... H1

3-6-73 ..... W, 3-1 ..... H1

12-28-73 ..... W, 5-4 ..... N1

2-1-74 ..... L, 4-5

2-2-74 ..... L, 6-8

3-9-74 ..... W, 8-6 ..... A1

3-10-74 ..... L, 2-6 ..... A1

11-8-74 ..... W, 4-2

11-9-74 ..... W, 5-4

1-31-75 ..... L, 2-5 ..... H

2-1-75 ..... L, 4-5 ..... H OT

3-8-75 ..... L, 4-6 ..... A1

3-9-75 ..... L, 4-9 ..... A1

11-14-75 ..... L, 1-5

11-15-75 ..... W, 4-2

1-16-76 ..... L, 7-8 ..... H

1-17-76 ..... L, 6-9 ..... H

11-5-76 ..... W, 4-3 ..... H

11-6-76 ..... L, 5-6 ..... H OT

2-18-77 ..... W, 5-3

2-19-77 ..... L, 2-9

11-18-77 ..... W, 6-5 ..... H OT

11-19-77 ..... L, 2-4 ..... H

1-13-78 ..... L, 4-5

1-14-78 ..... L, 5-9

11-10-78 ..... L, 6-10

11-11-78 ..... W, 5-4

2-9-79 ..... W, 4-3 ..... H

2-10-79 ..... W, 5-3 ..... H

11-9-79 ..... W, 5-4 ..... OT

11-10-79 ..... L, 2-6

1-18-80 ..... W, 4-3 ..... H

1-19-80 ..... L, 0-6 ..... H

11-26-80 ..... W, 8-2 ..... H

11-27-80 ..... L, 2-4 ..... H

1-23-81 ..... L, 0-5

1-24-81 ..... L, 1-4

12-11-81 ..... W, 6-1 ..... H

12-12-81 ..... L, 3-4 ..... H

12-29-81 ..... L, 3-6 ..... N2

3-12-82 ..... W, 3-2 ..... N3

11-27-82 ..... W, 6-3 ..... H

11-28-82 ..... W, 3-2 ..... H OT

12-29-82 ..... W, 5-3 ..... N2

2-11-83 ..... L, 3-6

2-12-83 ..... W, 5-4 ..... OT

12-2-83 ..... W, 7-2 ..... H

12-3-83 ..... W, 6-4 ..... H

12-30-83 ..... W, 6-2 ..... N2

2-3-84 ..... L, 4-6

2-4-84 ..... L, 1-3

3-2-84 ..... W, 5-3 ..... H2

3-3-84 ..... W, 3-1 ..... H2

12-29-84 ..... W, 7-0 ..... N2

12-28-85 ..... W, 2-1 ..... N2 OT

11-26-86 ..... W, 6-0 ..... H

12-28-86 ..... W, 9-0 ..... N2

12-29-87 ..... W, 5-2 ..... N2

12-30-88 ..... W, 7-1 ..... N2

12-29-89 ..... W, 3-2 ..... N2

12-29-90 ..... L, 2-3 ..... N2

12-27-91 ..... L, 5-6 ..... N2

12-27-92 ..... W, 4-3 ..... N2

12-29-93 ..... W, 3-2 ..... N2 OT

12-29-95 ..... W, 3-2 ..... N2 OT

12-28-96 ..... W, 4-3 ..... N2

12-27-97 ..... W, 3-1 ..... N2

12-29-99 ..... W, 6-3 ..... N2

12-30-00 ..... W, 3-2 ..... N2 OT

12-28-01 ..... W, 4-1 ..... N2

12-92-02 ..... W, 6-2 ..... N2

12-27-03 ..... W, 7-2 ..... N2

12-29-06 ..... W, 3-2 ..... N2

12-28-07 ..... L, 1-4 ..... N2

12-29-09 ..... W, 10-1 ..... N2

12-30-10 ..... W, 5-3 ..... N2

12-29-11 ..... W, 3-1 ..... N2

11-8-13 ..... L, 0-3

11-9-13 ..... L, 2-3 ..... OT

12-27-13 ..... T, 2-2 \* ..... N6 OT

11-21-15 ..... L, 4-5 ..... H OT

11-22-15 ..... T, 4-4 ..... H OT

12-29-15 ..... L, 2-3 ..... N2 OT

11-4-16 ..... W, 3-2 ..... H OT

11-5-16 ..... L, 1-5 ..... H

1-1-18 ..... L, 2-5 ..... N6

N1 - Great Lakes Invitational; Olympia Stadium

N2 - Great Lakes Invitational; Joe Louis Arena

N3 - CCHA Tournament; Joe Louis Arena

N4 - WCHA Tournament; Ann Arbor, Mich.

N5 - WCHA Tournament; Madison, Wisc.

N6 - Great Lakes Invitational; Comerica Park

N7 - Little Caesars Arena; Detroit, Mich.

H1 - WCHA Tournament; East Lansing, Mich.

H2 - CCHA Tournament; East Lansing, Mich.

F - Forfeit. Game score was 1-8

\* Shootout Loss

! - Played in Canton, N.Y.

## MIDDLEBURY

Won 1, Lost 0, Tied 0

Home ..... 0-0-0

Road ..... 0-0-0

Neutral ..... 1-0-0

11-26-55 ..... W, 6-2 ..... !

! - Played in Canton, N.Y.

## MINNESOTA

Won 48, Lost 118, Tied 16

Home ..... 29-48-8

Road ..... 17-62-8

Neutral ..... 2-8-0

2-19-26 ..... L, 0-2 ..... H

1-20-50 ..... L, 2-8 ..... H

1-21-50 ..... L, 1-11 ..... H

2-17-50 ..... L, 1-12

2-18-50 ..... L, 0-8

1-26-51 ..... L, 3-9

1-27-51 ..... L, 2-6

2-9-51 ..... L, 3-7 ..... H

2-10-51 ..... L, 1-7 ..... H

2-8-52 ..... L, 2-9

2-9-52 ..... L, 4-6

2-22-52 ..... L, 4-5 ..... H

2-23-52 ..... L, 3-5 ..... H

1-9-53 ..... L, 1-3

1-10-53 ..... L, 0-5

3-6-53 ..... L, 3-7 ..... H

3-7-53 ..... L, 2-7 ..... H

1-22-54 ..... L, 4-5

1-23-54 ..... L, 3-8

1-29-54 ..... L, 2-7 ..... H

1-30-54 ..... L, 3-5 ..... H

2-4-55 ..... L, 0-7

2-5-55 ..... L, 2-3

2-25-55 ..... T, 5-5 ..... H OT

2-26-55 ..... L, 6-7 ..... H

12-22-55 ..... L, 1-7

12-23-55 ..... L, 3-4

2-13-56 ..... L, 1-2 ..... H OT

2-14-56 ..... L, 1-2 ..... H OT

2-1-57 ..... W, 2-1 ..... H

2-2-57 ..... W, 4-0 ..... H

3-1-57 ..... W, 4-2

## ALL-TIME RECORDS VS. OPPONENTS



11-24-73	L, 3-4	H
1-18-74	L, 4-9	
1-19-74	L, 3-6	
11-1-74	L, 3-4	H OT
11-2-74	W, 4-3	H
2-21-75	L, 3-8	
2-22-75	L, 2-4	
11-21-75	W, 3-1	H
11-22-75	L, 2-4	H
2-6-76	W, 4-2	
2-7-76	W, 5-4	OT
3-13-76	T, 2-2	H1
3-14-76	L, 6-7	H1 3OT
11-12-76	L, 3-6	
11-13-76	L, 2-6	
1-21-77	L, 3-4	H
1-22-77	L, 2-3	H OT
11-4-77	L, 1-4	H
11-5-77	W, 4-3	H OT
2-4-78	L, 0-10	
2-5-78	L, 3-5	
11-3-78	L, 4-6	H
11-4-78	L, 5-6	H OT
2-2-79	L, 4-7	
2-3-79	L, 3-11	
10-26-79	L, 8-9	
10-27-79	L, 5-11	
2-1-80	W, 7-6	H
2-2-80	L, 1-7	H
2-7-81	L, 3-8	
2-8-81	L, 2-4	
3-27-86	W, 6-4	N2
3-27-87	W, 5-3	N3
3-25-88	L, 2-4	A2
3-26-88	L, 3-4	A2
11-27-93	L, 5-6	N4
11-25-94	L, 2-3	N5
11-24-95	L, 5-6	N6 OT
11-30-96	L, 3-5	N7
3-22-97	L, 3-6	N8
11-30-97	W, 3-2	H2
11-29-98	L, 1-2	A3
11-27-99	W, 6-2	H2
11-24-00	W, 3-2	A3
11-25-01	T, 4-4	H2 OT
11-29-02	T, 5-5	A3 OT
11-28-03	L, 1-5	H2
11-27-04	L, 0-5	N5
11-26-05	T, 2-2	H2
11-24-06	L, 4-5	A3
11-23-07	T, 3-3	H2 OT
11-29-08	T, 4-4	A3 OT
11-28-09	L, 1-2	H2
11-26-10	W, 5-2	A3
11-25-11	W, 4-3	H
11-26-11	T, 4-4	H OT
10-12-12	L, 1-5	
10-13-12	L, 1-7	
12-6-13	T, 2-2	H OT
12-7-13	L, 2-3	H
1-31-14	T, 2-2	OT
2-1-14	L, 0-1	
12-5-14	L, 0-5	H
12-6-14	T, 3-3	H
2-26-15	L, 3-5	
2-27-15	W, 4-2	
1-15-16	L, 2-5	
1-16-16	L, 1-3	
3-4-16	L, 2-4	H
3-5-16	W, 5-0	H
12-9-16	L, 2-4	H
12-10-16	L, 2-4	H
3-10-17	L, 0-4	
3-11-17	T, 1-1	OT
3-13-17	L, 1-3	
11-4-17	L, 0-4	
1-18-18	L, 4-5	H
1-20-18	L, 1-2	N9
11-23-18	L, 2-7	
11-24-18	W, 4-2	
1-19-19	W, 5-3	H
1-20-19	W, 5-3	H

A1 - Big Ten Tournament; Minneapolis, Minn.  
 A2 - NCAA Quarterfinals; Minneapolis, Minn.  
 A3 - College Hockey Showcase; Minneapolis, Minn.  
 H1 - WCHA Tournament; East Lansing, Mich.  
 H2 - College Hockey Showcase; East Lansing, Mich.  
 N1 - St. Paul Classic; St. Paul, Minn.  
 N2 - NCAA Frozen Four; Providence, R.I.  
 N3 - NCAA Frozen Four; Joe Louis Arena  
 N4 - College Hockey Showcase; Auburn Hills, Mich.  
 N5 - College Hockey Showcase; St. Paul, Minn.  
 N6 - College Hockey Showcase; Milwaukee, Wis.  
 N7 - College Hockey Showcase; Joe Louis Arena  
 N8 - NCAA West Regional; Van Andel Arena; Grand Rapids, Mich.  
 N9 - Madison Square Garden; New York  
 ! - Shootout win

<b>MINNESOTA-DULUTH</b>		
<b>Won 33, Lost 20, Tied 0</b>		
Home	22-7-0	
Road	11-11-0	
Neutral	0-2-0	
12-22-61	W, 5-2	H
12-23-61	W, 6-1	H
1-11-63	W, 5-4	H
1-12-63	L, 3-4	H
2-1-63	W, 5-4	
2-2-63	W, 4-1	
1-10-64	L, 2-5	
1-11-64	L, 1-6	
2-7-64	L, 1-6	H
2-8-64	W, 4-2	H
1-29-65	W, 5-4	
1-30-65	L, 1-7	
1-21-66	W, 6-5	H OT
1-22-66	W, 5-2	H
1-27-67	L, 5-6	OT
1-28-67	L, 3-7	
12-1-67	L, 3-5	H
12-2-67	W, 6-2	H
1-31-69	W, 6-3	
2-1-69	L, 1-6	
2-27-70	W, 8-5	H
2-28-70	W, 3-1	H
2-5-71	W, 5-4	
2-6-71	L, 4-8	
3-12-71	L, 3-4	N1 OT
2-18-72	W, 6-1	H
2-19-72	W, 5-1	H
3-7-72	W, 4-2	H1
3-8-72	W, 4-2	H1
11-10-72	W, 5-4	
11-11-72	W, 6-3	
2-15-74	W, 6-2	H
2-16-74	W, 5-1	H
12-20-74	W, 4-3	
12-21-74	W, 6-5	OT
1-24-75	W, 6-3	H
1-25-75	L, 5-8	H
12-12-75	L, 2-5	
12-13-75	W, 8-5	
2-4-77	W, 6-3	H
2-5-77	W, 8-3	H
12-2-77	L, 5-8	
12-3-77	L, 6-10	
1-7-78	W, 3-2	H OT
1-8-78	L, 5-7	H
2-16-79	W, 6-5	H
2-17-79	L, 3-5	H
1-11-80	W, 6-4	
1-12-80	L, 7-8	OT
1-9-81	W, 4-0	H
1-10-81	L, 3-4	H
10-11-03	W, 5-4	H2
3-27-04	L, 0-5	N2
H1 - WCHA Tournament; East Lansing, Mich.		

H2 - Ice Breaker Tournament; East Lansing, Mich.  
 N1 - WCHA Tournament; Denver, Col.  
 N2 - NCAA Regional; Grand Rapids, Mich.

<b>MINNESOTA STATE - MANKATO</b>		
<b>Won 2, Lost 0, Tied 0</b>		
Home	2-0-0	
Road	0-0-0	
Neutral	0-0-0	
11-14-97	W, 5-2	H
11-15-97	W, 4-0	H

<b>NEBRASKA-OMAHA</b>		
<b>Won 19, Lost 11, Tied 2</b>		
Home	11-6-1	
Road	4-5-1	
Neutral	4-0-0	
12-4-98	W, 2-0	H
12-5-98	W, 3-1	H
10-15-99	W, 5-2	
10-16-99	W, 6-2	
1-13-00	L, 3-4	H OT
1-14-00	W, 3-1	H
3-18-00	W, 6-0	N1
10-20-00	L, 1-2	H
10-21-00	W, 4-1	H
10-26-01	L, 3-4	
10-27-01	L, 1-5	
1-17-03	W, 5-2	H
1-18-03	W, 7-0	H
2-20-04	W, 3-0	H
2-21-04	W, 5-0	H
10-29-04	W, 5-2	H
10-30-04	L, 2-5	H
3-17-05	W, 5-0	N1
11-11-05	L, 4-7	H
11-12-05	L, 2-3	H OT
1-20-06	W, 4-3	OT
1-21-06	L, 2-3	
2-2-07	W, 5-1	
2-3-07	T, 3-3	OT
3-9-07	W, 4-2	A1
3-10-07	W, 4-1	A1
3-1-08	L, 4-5	H OT
3-2-08	W, 4-2	H
11-21-08	L, 1-7	
11-22-08	L, 1-3	
11-5-09	W, 3-0	H
11-6-09	T, 3-3	%
A1 - CCHA Tournament; Omaha, Neb.		
N1 - CCHA Tournament; Joe Louis Arena		
% - shootout loss		

<b>NEW HAMPSHIRE</b>		
<b>Won 7, Lost 7, Tied 0</b>		
Home	4-1-0	
Road	1-3-0	
Neutral	2-3-0	
12-20-69	L, 3-4	N1
12-29-69	L, 5-6	N2
12-17-76	W, 3-2	H
12-18-76	L, 4-11	H
3-19-82	L, 2-3	A1
3-20-82	L, 2-6	A1
4-1-99	L, 3-5	N3
10-17-04	W, 5-1	H
12-29-04	W, 4-3	N4 OT
3-25-06	W, 1-0	N5
11-7-14	W, 4-3	
11-8-14	L, 2-5	
11-6-15	W, 5-0	H
11-7-15	W, 7-4	H
A1 - NCAA Regional; Durham, N.H.		
N1 - Great Lakes Invitational; Olympia Stadium		
N2 - Boston Invitational; Boston, Mass.		
N3 - NCAA Frozen Four; Anaheim, Calif.		
N4 - Great Lakes Invitational; Joe Louis Arena		
N5 - NCAA East Regional; Albany, N.Y.		

<b>NIAGARA</b>		
<b>Won 2, Lost 1, Tied 1</b>		
Home	2-1-1	
Road	0-0-0	
Neutral	0-0-0	
11-8-02	L, 1-2	H
11-9-02	W, 5-4	H OT
10-19-12	W, 3-2	H
10-20-12	T, 3-3	H OT
# - Shootout win		

<b>NORTH DAKOTA</b>		
<b>Won 37, Lost 64, Tied 3</b>		
Home	21-24-1	
Road	12-34-2	
Neutral	4-6-0	
2-10-50	L, 1-14	H
2-11-50	L, 3-12	H
1-4-51	L, 4-5	
1-5-51	L, 3-7	
1-11-52	L, 2-7	H
1-12-52	W, 4-3	H
12-26-52	L, 4-5	
12-27-52	L, 4-5	OT
3-5-54	L, 5-6	H
3-6-54	W, 2-1	H OT
12-3-54	W, 6-2	H
12-4-54	L, 3-4	H
2-18-55	L, 2-3	OT
2-19-55	W, 2-1	
12-2-55	L, 1-3	
12-3-55	L, 4-5	
11-30-56	L, 1-4	
1-12-56	L, 0-1	
3-8-57	W, 4-2	H
3-9-57	L, 0-3	H
1-24-58	L, 2-5	
1-25-58	L, 3-6	
2-21-58	L, 1-3	H
2-22-58	L, 2-3	H OT
12-5-58	W, 6-0	H
12-6-58	L, 4-5	H
2-13-59	W, 3-2	
2-14-59	L, 2-4	
3-14-59	L, 3-4	N1 OT
11-27-59	T, 2-2	OT
11-28-59	L, 1-5	
1-8-60	L, 5-6	H
1-9-60	W, 4-3	H
2-10-61	L, 3-6	
2-11-61	L, 3-4	
2-24-61	L, 2-4	H
2-25-61	W, 6-1	H
12-1-61	W, 5-3	
12-2-61	L, 4-6	
12-7-62	L, 4-11	H
12-8-62	W, 6-5	H
3-5-65	L, 1-7	A1
3-6-65	W, 6-4	A1
12-3-65	W, 11-5	H
12-4-65	L, 3-5	H
12-27-66	W, 4-2	N2
1-17-67	L, 3-4	OT
12-18-67	L, 1-5	
3-18-67	W, 6-1	N3
12-8-67	T, 2-2	H OT
12-9-67	L, 2-6	H
3-5-68	L, 2-5	A1
11-22-68	L, 3-4	
11-23-68	L, 4-7	
11-28-69	W, 8-3	H
11-29-69	L, 2-4	H
11-13-70	L, 3-4	OT
11-14-70	L, 5-7	
1-7-72	W, 7-1	H
1-8-72	W, 4-1	H
11-24-72	W, 4-2	
11-25-72	L, 1-7	
1-25-74	W, 7-4	H
1-26-74	W, 6-5	H
11-15-74	W, 7-4	H
11-16-74	W, 6-2	H

## ALL-TIME RECORDS VS. OPPONENTS

1-3-75	W, 5-4
1-4-75	W, 5-4
11-28-75	W, 6-4
11-29-75	W, 8-3
2-13-76	L, 2-6 H
2-14-76	W, 7-1 H
11-26-76	L, 2-6
11-27-76	L, 4-5
2-25-77	L, 3-6 H
2-26-77	W, 3-2 H
10-28-77	W, 5-3
10-29-77	L, 4-8
2-10-78	L, 2-4 H
2-11-78	W, 5-3 H
11-24-78	W, 4-2 H
11-25-78	L, 1-6 H
2-23-79	L, 2-7
2-24-79	W, 6-5
11-23-79	L, 2-9 H
11-24-79	W, 5-4 H OT
3-7-80	L, 1-8 A1
3-8-80	L, 3-5 A1
10-31-80	L, 3-6 H
11-1-80	L, 4-7 H
11-21-80	L, 4-6
11-22-80	L, 2-5
3-24-84	L, 5-6 N4 OT
3-28-87	L, 3-5 N5
12-29-88	L, 3-7 N6
4-5-01	L, 0-2 N7
12-29-01	L, 4-5 N6 OT
10-9-05	W, 3-0 N8
10-13-07	L, 0-6
12-27-08	W, 2-1 N6
11-27-15	L, 1-3 H
11-29-15	L, 1-4 H
11-25-16	W, 4-3
11-26-16	T, 2-2 OT

A1 - WCHA Tournament; Grand Forks, N.D.  
 N1 - NCAA Frozen Four; Troy, N.Y.  
 N2 - St. Paul Classic; St. Paul, Minn.  
 N3 - NCAA Frozen Four; Syracuse, N.Y.  
 N4 - NCAA Frozen Four; Lake Placid, N.Y.  
 N5 - NCAA Frozen Four; Joe Louis Arena  
 N6 - GLF; Joe Louis Arena  
 N7 - NCAA Frozen Four; Albany, N.Y.  
 N8 - Lefty McFadden Invitational;  
 Dayton, Ohio

## NORTHEASTERN

Won 6, Lost 4, Tied 0

Home ..... 3-2-0

Road ..... 0-2-0

Neutral ..... 3-0-0

12-26-58	W, 7-1 N1
12-26-61	W, 13-4 N1
12-30-69	W, 6-5 N1
12-29-78	W, 7-5 H
12-30-78	L, 2-5 H
10-14-83	W, 5-2 H
10-15-83	W, 1-0 H
10-27-96	L, 5-6
12-19-15	L, 1-2
12-18-16	L, 2-6 H

N1 - Boston Invitational; Boston, Mass.

## NORTHERN ARIZONA

Won 4, Lost 0, Tied 0

Home ..... 2-2-0

Road ..... 2-2-0

Neutral ..... 0-0-0

2-1-85	W, 5-2
2-2-85	W, 10-2
1-31-86	W, 12-2 H
2-1-86	W, 9-3 H

## NORTHERN MICHIGAN

Won 36, Lost 31, Tied 4

Home ..... 21-12-3

Road ..... 11-14-1

Neutral ..... 4-5-0

10-24-80	L, 2-5 H
----------	----------

10-25-80	W, 6-2 H
2-5-82	W, 4-2
2-6-82	L, 3-9
11-12-82	L, 1-2 H
11-13-82	L, 1-3 H
2-25-83	W, 7-3
2-26-83	L, 1-4
11-11-83	W, 4-2 H
11-12-83	W, 9-4 H
12-29-83	W, 5-1 N1
2-17-84	L, 1-4
2-18-84	W, 4-3 OT
12-19-85	L, 2-3 H
12-26-92	L, 1-4 N1
1-9-98	T, 1-1 H OT
1-10-98	W, 6-1 H
3-7-98	L, 1-5
3-20-98	W, 5-1 N2
10-30-98	W, 3-1 H
12-12-98	W, 2-1 H
12-26-98	W, 5-3 N1
1-23-99	T, 1-1 OT
3-19-99	L, 3-5 N2
2-11-00	W, 3-2 H
2-12-00	W, 2-0 H
11-9-00	W, 3-2 H
11-10-00	W, 4-1 H
2-2-01	L, 2-3
2-3-01	W, 2-1
12-7-01	W, 4-2
12-8-01	W, 3-0
3-16-02	W, 2-1 N2
10-18-02	L, 4-10
10-19-02	W, 3-1
2-21-03	W, 7-4 H
2-22-03	L, 2-4 H
3-20-03	L, 5-7 @J
1-2-04	W, 7-2 H
1-3-04	L, 5-6 H OT
3-18-04	L, 1-2 @J
10-22-04	L, 2-3
10-23-04	L, 1-4
11-4-05	W, 5-4 H OT
11-5-05	W, 5-0 H
12-8-06	W, 3-2
12-9-06	W, 3-2
10-26-07	W, 5-4 H
10-27-07	W, 3-2 H
2-8-08	L, 1-3
2-9-08	L, 0-3
3-14-08	W, 5-1 H1
3-15-08	L, 1-2 H1
3-16-08	L, 2-3 H1 OT
10-24-08	T, 2-2 ~! H OT
10-25-08	W, 2-0 H
3-6-09	L, 3-5 A1
3-7-09	L, 2-8 A1
12-4-09	W, 1-0
12-5-09	L, 2-3 OT
2-11-11	L, 2-4 H
2-12-11	L, 5-6 H
11-18-11	W, 4-2
11-19-11	L, 1-2
1-13-12	T, 5-5 ~! H OT
1-14-12	W, 2-1 H
2-15-13	L, 3-5 H
2-16-13	W, 4-2 H
12-30-15	L, 1-2 N1 OT
10-12-18	W, 4-2 H
10-13-18	L, 3-4 H

N1 - Great Lakes Invitational; Joe Louis Arena  
 N2 - CCHA Tournament; Joe Louis Arena  
 H1 - CCHA Tournament; East Lansing, Mich.  
 ~! - Shootout win

## NOTRE DAME

Won 62, Lost 51, Tied 12

Home ..... 36-19-4

Road ..... 23-30-8

Neutral ..... 3-2-0

1-18-22	L, 1-3 H
---------	----------

1-18-23	L, 1-3 H
1-26-23	L, 0-11
1-15-27	L, 1-3 H
12-11-70	W, 10-5
12-12-70	L, 3-4
1-29-71	W, 6-3 H
1-30-71	W, 6-4 H
1-14-72	W, 8-2 H
1-15-72	W, 4-1 H
3-3-72	W, 9-8 OT
3-4-72	L, 2-6
1-26-73	L, 5-8
1-27-73	L, 5-13
2-16-73	W, 10-2 H
2-17-73	L, 5-6 H
11-9-73	W, 8-5 H
11-10-73	W, 9-5 H
2-8-74	L, 3-8
2-9-74	W, 4-2
11-29-74	W, 5-3 H
11-30-74	T, 4-4 H OT
2-7-75	W, 7-3
2-8-75	W, 7-0
10-31-75	W, 6-2 H
11-1-75	W, 3-2 H
2-20-76	W, 7-6
2-21-76	L, 2-5
10-29-76	L, 3-7
10-30-76	W, 7-5
1-14-77	L, 2-5 H
1-15-77	L, 3-10 H
11-25-77	L, 3-4
11-26-77	L, 2-10
2-24-78	L, 0-2 H
2-25-78	W, 3-2 H
11-17-78	L, 1-9
11-18-78	L, 4-5
1-12-79	L, 2-3 H
1-13-79	W, 6-3 H
11-16-79	W, 5-4
11-17-79	L, 3-5
2-22-80	W, 7-6 H
2-23-80	L, 5-9 H
12-3-80	L, 3-4 OT
12-12-80	W, 1-0
2-13-81	L, 2-4 H
2-14-81	L, 2-4 H
11-13-81	W, 4-2 H
11-14-81	W, 8-4
2-20-82	W, 5-2 H
2-22-82	L, 2-3
3-13-82	W, 4-1 N1
12-3-82	L, 2-3
12-4-82	W, 7-3
11-27-92	W, 8-4
2-5-93	W, 5-1 H
3-6-93	W, 5-2 H
11-5-93	W, 3-0 H
11-6-93	T, 1-1 OT
2-24-94	T, 1-1 OT
1-13-95	W, 4-1 H
1-20-95	W, 8-3
2-24-95	W, 4-1 H
10-31-95	W, 6-2 H
2-3-96	W, 7-1 H
2-20-96	T, 4-4 OT
12-6-96	W, 4-3 H
1-28-97	W, 3-0
2-28-97	W, 3-2
10-31-97	W, 5-1
11-1-97	L, 1-6 H
11-8-97	W, 3-1 H
2-5-99	T, 2-2 OT
2-12-99	W, 1-0 H
2-19-99	W, 3-1 H
12-4-99	L, 0-1
12-5-99	W, 4-1 H
3-3-00	T, 4-4 OT
3-4-00	W, 5-3 H
3-17-00	W, 4-0 N1
10-26-00	W, 5-1
10-27-00	W, 3-2

2-8-02	W, 2-0 H
2-9-02	L, 2-3 H
1-24-03	W, 2-1
1-25-03	T, 3-3 OT
11-7-03	W, 3-1 H
11-8-03	T, 3-3 H OT
12-10-04	L, 2-3 OT
12-11-04	W, 4-1 H
3-4-05	W, 3-2 H
3-5-05	W, 2-1
2-3-06	W, 3-2
2-4-06	W, 2-1 H
11-17-06	L, 1-4
11-18-06	W, 2-0 H
3-24-07	W, 2-1 N2
1-11-08	W, 3-1 H
1-13-08	T, 1-1 OT
3-29-08	L, 1-3 N3
2-27-09	L, 0-5
2-28-09	L, 1-2 H
11-19-09	T, 1-1 H OT
11-22-09	L, 1-4 N4
1-15-10	L, 2-5
1-16-10	T, 4-4 # H OT
11-19-10	L, 2-6
11-20-10	L, 2-4
2-24-12	L, 0-2
2-25-12	W, 4-2
12-7-12	L, 2-3
12-8-12	L, 1-5
1-11-13	L, 0-1 H
1-12-13	W, 4-1 H
12-1-17	L, 1-3 H
12-2-17	L, 0-2 H
2-23-18	L, 3-6
2-24-18	W, 4-3
11-16-18	L, 1-3 H
11-17-18	L, 1-2 H
1-25-19	L, 1-3 #
1-26-19	L, 1-1 OT
3-8-19	L, 0-1 N5
3-9-19	L, 0-2 N5

N1 - CCHA Tournament; Joe Louis Arena

N2 - NCAA Midwest Regional; Grand Rapids, Mich.

N3 - NCAA West Regional; Colorado Springs, Colo.

N4 - War Memorial; Ft. Wayne, Ind.

N5 - Big Ten Tournament; Notre Dame, Ind.

# - shootout win

% - shootout loss

## OHIO STATE

Won 91, Lost 45, Tied 13

Home ..... 45-17-7

Road ..... 40-23-6

Neutral ..... 6-5-0

12-7-57	W, 18-0
1-31-58	W, 17-3
1-16-64	W, 10-2
12-29-67	W, 7-0 N1
11-27-70	W, 4-2 H
11-28-70	W, 6-1 H
11-3-72	L, 6-7
11-4-72	L, 4-6
12-18-72	W, 7-2 N2
10-24-75	W, 4-2 H
10-25-75	T, 6-6 H OT
10-22-76	W, 8-1 H
10-23-76	W, 8-4 H
10-20-78	W, 4-1 H
10-21-78	W, 5-1 H
1-22-82	W, 7-3
1-23-82	L, 1-4
10-29-82	W, 5-2 H
10-30-82	W, 5-1 H
3-11-83	W, 8-3 N3
1-13-84	L, 2-4
1-14-84	W, 5-3
3-9-84	W, 8-1 N3
10-12-84	W, 5-4 OT
10-14-84	W, 6-3



## ALL-TIME RECORDS VS. OPPONENTS



12-14-84.....W, 7-0.....H	12-15-84.....W, 9-1.....H	3-8-85.....W, 8-0.....N3	10-11-85.....W, 6-2.....H	12-12-85.....W, 5-2.....H	12-14-85.....W, 6-5.....HOT	12-15-85.....W, 8-0.....H	10-10-86.....W, 8-4.....H	10-11-86.....W, 6-4.....H	2-20-87.....W, 8-4.....H	2-21-87.....L, 5-7.....H	10-9-87.....W, 9-4.....H	10-10-87.....T, 6-6.....OT	2-26-88.....W, 7-4.....H	2-27-88.....W, 6-5.....H	11-25-88.....W, 5-3.....H	11-26-88.....W, 9-4.....H	2-3-89.....W, 6-2.....H	2-4-89.....W, 4-2.....H	3-3-89.....W, 9-5.....H1	3-4-89.....W, 11-4.....H1	11-24-89.....W, 8-2.....H	11-25-89.....W, 6-1.....H	2-2-90.....W, 9-2.....H	2-3-90.....W, 4-2.....H	12-7-90.....L, 3-5.....H	12-8-90.....T, 2-2.....OT	1-4-91.....W, 5-0.....H	1-5-91.....W, 3-1.....H	12-6-91.....W, 12-4.....H	12-7-91.....W, 6-3.....H	10-10-92.....T, 6-6.....OT	1-11-92.....W, 5-3.....H	1-23-93.....W, 8-2.....H	2-12-93.....W, 7-2.....H	2-13-93.....W, 7-1.....H	1-7-94.....W, 7-3.....H	1-29-94.....W, 7-4.....H	2-4-94.....L, 4-5.....H	11-5-94.....W, 5-3.....H	12-2-94.....W, 8-2.....H	3-3-95.....W, 4-3.....OT	11-10-95.....W, 4-3.....HOT	12-1-95.....W, 5-2.....H	12-2-95.....W, 5-1.....H	1-24-97.....W, 3-0.....H	1-25-97.....L, 2-3.....H	2-23-97.....L, 3-8.....A1	11-21-97.....W, 2-1.....H	2-6-98.....L, 2-4.....H	2-14-98.....W, 4-1.....H	3-21-98.....W, 3-2.....N3 2OT	3-28-98.....L, 3-4.....N4 OT	10-24-98.....T, 4-4.....HOT	11-6-98.....W, 3-1.....H	11-13-98.....L, 2-3.....H	10-22-99.....W, 1-0.....H	10-23-99.....W, 6-0.....H	2-23-01.....W, 5-2.....H	2-24-01.....W, 7-2.....H	1-25-02.....W, 3-1.....H	1-26-02.....W, 5-1.....H	2-1-02.....T, 3-3.....OT	2-2-02.....T, 3-3.....OT	11-15-02.....L, 2-5.....H	11-16-02.....L, 1-4.....H	10-17-03.....L, 0-5.....H	10-18-03.....L, 1-4.....H	1-23-04.....W, 4-2.....H	1-24-04.....W, 3-0.....H	2-18-05.....W, 6-3.....H	2-19-05.....L, 1-5.....H	3-18-05.....L, 1-4.....N3	11-15-05.....L, 2-3.....H	2-9-05.....W, 4-3.....H	12-1-06.....W, 4-1.....H	12-2-06.....L, 1-4.....H	1-18-08.....W, 4-1.....H	1-19-08.....W, 4-0.....H	11-7-08.....L, 0-3.....H	11-8-08.....L, 1-3.....H	2-13-09.....T, 1-1 #.....HOT
---------------------------	---------------------------	--------------------------	---------------------------	---------------------------	-----------------------------	---------------------------	---------------------------	---------------------------	--------------------------	--------------------------	--------------------------	----------------------------	--------------------------	--------------------------	---------------------------	---------------------------	-------------------------	-------------------------	--------------------------	---------------------------	---------------------------	---------------------------	-------------------------	-------------------------	--------------------------	---------------------------	-------------------------	-------------------------	---------------------------	--------------------------	----------------------------	--------------------------	--------------------------	--------------------------	--------------------------	-------------------------	--------------------------	-------------------------	--------------------------	--------------------------	--------------------------	-----------------------------	--------------------------	--------------------------	--------------------------	--------------------------	---------------------------	---------------------------	-------------------------	--------------------------	-------------------------------	------------------------------	-----------------------------	--------------------------	---------------------------	---------------------------	---------------------------	--------------------------	--------------------------	--------------------------	--------------------------	--------------------------	--------------------------	---------------------------	---------------------------	---------------------------	---------------------------	--------------------------	--------------------------	--------------------------	--------------------------	---------------------------	---------------------------	-------------------------	--------------------------	--------------------------	--------------------------	--------------------------	--------------------------	--------------------------	------------------------------

2-14-09.....W, 2-1.....H	1-22-10.....W, 5-2.....H	1-23-10.....L, 2-4.....H	11-12-10.....L, 3-4.....HOT	11-13-10.....W, 4-0.....H	2-4-11.....W, 2-0.....H	2-5-11.....L, 2-4.....H	10-20-11.....W, 3-0.....H	10-21-11.....L, 2-5.....H	2-3-12.....W, 6-3.....H	2-4-12.....W, 3-2.....H	11-30-12.....L, 0-1.....H	12-1-12.....L, 1-3.....H	1-10-14.....L, 1-3.....H	1-11-14.....T, 1-1 #.....OT	2-7-14.....T, 2-2 *.....HOT	2-8-14.....T, 2-2 *.....HOT	3-20-14.....L, 1-2.....N5 OT	11-20-14.....W, 3-1.....H	11-21-14.....L, 0-3.....H	1-23-15.....W, 4-1.....H	1-24-15.....W, 2-0.....H	1-29-16.....W, 4-2.....H	1-30-16.....L, 1-2.....H	3-11-16.....L, 5-6.....HOT	3-12-16.....T, 1-1 #.....HOT	3-17-16.....L, 3-4.....N5 OT	2-17-17.....L, 2-3.....H	2-18-17.....L, 3-4.....H	3-3-17.....W, 5-4.....H	3-4-17.....L, 3-5.....H	3-16-17.....L, 3-6.....N6	1-5-18.....L, 1-4.....H	1-6-18.....L, 3-5.....H	2-2-18.....L, 2-4.....H	2-3-18.....W, 6-3.....H	3-2-18.....L, 2-6.....N7	3-3-18.....L, 3-4.....N7 OT	1-4-19.....T, 7-7 %.....HOT	1-5-19.....L, 0-6.....H	3-1-19.....L, 1-5.....H	3-2-19.....W, 3-2.....H
N1 - Big Ten Tournament; Minneapolis, Minn.																																									
N2 - Cleveland Holiday Tournament; Cleveland, Ohio																																									
N3 - CCHA Tournament; Joe Louis Arena																																									
N4 - NCAA West Regional; Ann Arbor, Mich.																																									
N5 - Big Ten Tournament; St. Paul, Minn.																																									
N6 - Big Ten Tournament; Joe Louis Arena																																									
N7 - Big Ten Tournament; Columbus, Ohio																																									
A1 - Ohio Expo Center; Columbus, Ohio																																									
H1 - CCHA Tournament; East Lansing, Mich.																																									
# - Shootout win																																									
% - Shootout loss																																									
% - 3-on-3 OT win																																									
OHIO UNIVERSITY																																									
Won 10, Lost 0, Tied 0																																									
Home: ..... 6-0-0																																									
Road: ..... 4-0-0																																									
1-6-61.....W, 12-0.....H	1-7-61.....W, 8-1.....H	2-17-61.....W, 14-1.....H	2-18-61.....W, 12-4.....H	12-13-63.....W, 6-4.....H	12-14-63.....W, 7-1.....H	1-17-64.....W, 11-1.....H	1-18-64.....W, 7-4.....H	12-4-64.....W, 12-0.....H	12-5-64.....W, 13-1.....H																																
ONTARIO AGRICULTURAL COLLEGE																																									
Won 15, Lost 0, Tied 0																																									
Home: ..... 15-0-0																																									
Road: ..... 0-0-0																																									
12-1-50.....W, 9-5.....H	12-2-50.....W, 12-3.....H	1-12-51.....W, 3-1.....H	11-29-51.....W, 8-2.....H	11-30-51.....W, 7-4.....H																																					

1-22-53.....W, 13-1.....H	1-23-53.....W, 7-1.....H	12-4-53.....W, 13-4.....H	12-5-53.....W, 6-1.....H	3-4-55.....W, 9-2.....H	3-5-55.....W, 3-2.....H	3-2-56.....W, 4-2.....H	3-3-56.....W, 7-4.....H	1-11-57.....W, 14-2.....H	1-12-57.....W, 6-1.....H
---------------------------	--------------------------	---------------------------	--------------------------	-------------------------	-------------------------	-------------------------	-------------------------	---------------------------	--------------------------

## PENN STATE

Won 9, Lost 13, Tied 4

Home: ..... 7-6-1

Road: ..... 2-7-3

Neutral: ..... 0-0-0

1-25-13.....W, 5-3.....H	1-26-13.....L, 2-3.....H	1-17-14.....W, 3-0.....H	1-18-14.....W, 3-2.....H	2-14-14.....T, 2-2!.....OT	2-15-14.....W, 2-1.....H	1-16-15.....T, 2-2!.....OT	1-17-15.....L, 2-5.....H	2-13-15.....W, 3-0.....H	2-14-15.....W, 3-2.....H	12-4-15.....L, 2-4.....H	12-5-15.....L, 1-6.....H	2-12-16.....L, 1-6.....H	2-13-16.....T, 2-2 %.....HOT	1-13-17.....L, 2-5.....H	1-14-17.....L, 3-5.....H	2-24-17.....L, 2-4.....H	2-25-17.....L, 1-4.....H	11-24-17.....L, 2-7.....H	11-25-17.....T, 2-2!.....OT	2-16-18.....W, 4-2.....H	2-17-18.....L, 2-3.....H	1-11-19.....L, 2-4.....H	1-12-19.....W, 6-4.....H	2-15-19.....W, 5-3.....H	2-16-19.....L, 3-5.....H
--------------------------	--------------------------	--------------------------	--------------------------	----------------------------	--------------------------	----------------------------	--------------------------	--------------------------	--------------------------	--------------------------	--------------------------	--------------------------	------------------------------	--------------------------	--------------------------	--------------------------	--------------------------	---------------------------	-----------------------------	--------------------------	--------------------------	--------------------------	--------------------------	--------------------------	--------------------------

! - Shootout win

% - Shootout loss

## POLISH NATIONAL TEAM

Won 1, Lost 0, Tied 0

Home: ..... 1-0-0

Road: ..... 0-0-0

2-8-80.....W, 5-1.....HOT

## PRINCETON

Won 7, Lost 1, Tied 0

Home: ..... 4-0-0

Road: ..... 1-1-0

Neutral: ..... 2-0-0

1-2-59.....W, 7-4.....N1	12-19-69.....W, 2-1.....N2	1-4-80.....W, 6-1.....H	11-29-13.....W, 4-1.....H	12-1-13.....W, 8-2.....H	11-28-14.....L, 1-3.....H	11-29-14.....W, 4-2.....H	10-28-16.....W, 6-2.....H
--------------------------	----------------------------	-------------------------	---------------------------	--------------------------	---------------------------	---------------------------	---------------------------

N1 - RPI Tournament; Troy, N.Y.

N2 - Great Lakes Invitational; Olympia Stadium

## PROVIDENCE

Won 1, Lost 3, Tied 0

Home: ..... 1-1-0

Road: ..... 0-0-0

Neutral: ..... 0-2-0

1-2-65.....L, 5-6.....N1 OT	3-23-85.....W, 3-2.....H1	3-24-85.....L, 2-4.....H1	12-29-07.....L, 3-5.....N2
-----------------------------	---------------------------	---------------------------	----------------------------

H1 - NCAA Tournament; East Lansing, Mich.

N1 - Brown Tournament; Providence, R.I.

N2 - Great Lakes Invitational; Joe Louis Arena

## QUEEN'S

Won 2, Lost 0, Tied 0

Home: ..... 1-0-0

Road: ..... 0-0-0

Neutral: ..... 1-0-0

12-28-61.....W, 6-1.....N1	9-29-01.....W, 14-1.....HOT Exh
----------------------------	---------------------------------

N1 - Boston Invitational; Boston, Mass.

## QUINNIPIAC

Won 2, Lost 0, Tied 0

Home: ..... 2-0-0

Road: ..... 0-0-0

1-4-02.....W, 4-1.....H	1-5-02.....W, 3-1.....H
-------------------------	-------------------------

## ROBERT MORRIS

Won 2, Lost 0, Tied 0

Home: ..... 2-0-0

Road: ..... 0-0-0

10-28-11.....W, 5-2.....H	10-29-11.....W, 6-2.....H
---------------------------	---------------------------

## RENSSELAER (RPI)

Won 4, Lost 1, Tie 1

Home: ..... 1-0-1

Road: ..... 1-1-0

Neutral: ..... 2-0-0

11-6-54.....L, 0-3.....H	1-3-59.....W, 10-3.....H	12-29-85.....W, 8-3.....N1	1-21-00.....T, 2-2.....HOT	1-22-00.....W, 4-1.....HOT	12-30-09.....W, 6-1.....N1
--------------------------	--------------------------	----------------------------	----------------------------	----------------------------	----------------------------

N1 - GLI; Joe Louis Arena

## SACRED HEART

Won 1, Lost 0, Tied 0

Home: ..... 1-0-0

Road: ..... 0-0-0

10-28-06.....W, 7-5.....H

## ST. LAWRENCE

Won 16, Lost 7, Tied 0

Home: ..... 2-1-0

Road: ..... 14-6-0

12-5-52.....W, 3-2.....H	11-27-53.....L, 3-5.....H	11-30-53.....W, 5-1.....H	11-29-54.....W, 5-4.....H	11-24-55.....W, 2-0.....H	11-24-60.....W, 8-5.....H	11-26-60.....L, 2-6.....H	11-23-61.....W, 3-2.....H	11-25-61.....W, 3-2.....OT	11-22-62.....W, 7-3.....H	11-24-62.....L, 4-5.....H	11-28-63.....W, 5-1.....H	11-30-63.....L, 3-5.....H	11-26-64.....W, 6-5.....H	11-28-64.....W, 8-5.....H	11-25-65.....L, 3-5.....H	11-27-65.....W, 6-4.....H	11-23-67.....W, 7-4.....H	11-25-67.....W, 3-2.....H	11-28-68.....W, 5-1.....H	11-30-68.....L, 0-3.....H	10-15-04.....L, 1-3.....H	10-27-06.....W, 5-3.....H
--------------------------	---------------------------	---------------------------	---------------------------	---------------------------	---------------------------	---------------------------	---------------------------	----------------------------	---------------------------	---------------------------	---------------------------	---------------------------	---------------------------	---------------------------	---------------------------	---------------------------	---------------------------	---------------------------	---------------------------	---------------------------	---------------------------	---------------------------

## TEAM CANADA

Won 1, Lost 4, Tied 0

Home: ..... 1-4-0

Road: ..... 0-0-0

11-15-85.....L, 3-5.....HOT Exh	11-16-85.....W, 5-4.....HOT Exh	1-30-87.....L, 3-5.....HOT Exh	1-31-87.....L, 3-6.....HOT Exh	2-22-96.....L, 1-7.....HOT Exh
---------------------------------	---------------------------------	--------------------------------	--------------------------------	--------------------------------

## ALL-TIME RECORDS VS. OPPONENTS

## TORONTO

Won 4, Lost 3, Tied 2

Home: ..... 3-3-2

Road: ..... 0-0-0

Neutral: ..... 1-0-0

12-12-52 ..... T, 6-6 ..... HOT  
 10-21-77 ..... L, 1-3 ..... H  
 10-22-77 ..... L, 3-4 ..... HOT  
 12-10-83 ..... W, 5-2 ..... H  
 12-11-83 ..... L, 1-7 ..... H  
 12-20-90 ..... W, 4-3 ..... =  
 10-10-04 ..... W, 7-2 ..... H Exh  
 10-2-16 ..... T, 2-2 ..... H Exh  
 10-7-17 ..... W-0 ..... H Exh  
 = Great Western Freezeout, Inglewood, Calif.

## UNION

Won 0, Lost 1, Tied 0

Home: ..... 0-0-0

Road: ..... 0-0-0

Neutral: ..... 0-1-0

3-23-11 ..... L, 1-3 ..... IB

IB - NCAA East Regional; Bridgeport, CT.

## U.S. INTERNATIONAL

Won 2, Lost 0, Tied 0

Home: ..... 2-0-0

2-5-88 ..... W, 5-1 ..... H

2-6-88 ..... W, 6-2 ..... H

## U.S. NTDP

Won 9, Loss 6, Tied 0

Home: ..... 8-6-0

Road: ..... 1-0-0

10-3-00 ..... L, 4-6 ..... H Exh  
 10-5-02 ..... W, 4-3 ..... H Exh  
 12-17-03 ..... W, 2-1 ..... H Exh  
 1-28-05 ..... L, 3-4 ..... H Exh  
 10-25-05 ..... W, 5-2 ..... H Exh  
 10-19-06 ..... L, 4-5 ..... H Exh  
 12-16-08 ..... L, 2-4 ..... H Exh  
 1-4-10 ..... W, 8-2 ..... H Exh  
 1-22-13 ..... L, 0-3 ..... H Exh  
 3-1-14 ..... L, 3-4 ..... H Exh OT  
 1-9-15 ..... W, 4-1 ..... H Exh  
 1-23-16 ..... W, 3-2 ..... H Exh OT  
 12-4-16 ..... W, 5-1 ..... H Exh  
 12-16-17 ..... W, 3-0 ..... Exh  
 12-15-18 ..... W, 1-0 ..... H Exh

## U.S. OLYMPIC TEAM

Won 0, Lost 4, Tied 1

Home: ..... 0-4-0

Neutral: ..... 0-0-1

10-29-75 ..... L, 6-13 ..... H Exh  
 1-5-83 ..... L, 2-9 ..... H Exh  
 1-16-84 ..... L, 2-6 ..... H Exh  
 11-20-87 ..... T, 3-3 ..... J Exh OT  
 11-22-87 ..... L, 4-10 ..... H Exh  
 NT - Joe Louis Arena; Detroit, Mich.

## WATERLOO

Won 1, Lost 0, Tied 0

Home: ..... 0-0-0

Road: ..... 0-0-0

Neutral: ..... 1-0-0

12-20-91 ..... W, 9-4 ..... N1  
 N1 - Great Western Freezeout, Inglewood, Calif.

## WAYNE STATE

Won 4, Lost 1, Tied 0

Home: ..... 3-1-0

Road: ..... 0-0-0

Neutral: ..... 1-0-0

11-20-03 ..... L, 2-3 ..... HOT  
 11-21-03 ..... W, 7-2 ..... H  
 10-8-05 ..... W, 5-1 ..... N1  
 1-6-06 ..... W, 3-1 ..... H  
 1-7-06 ..... W, 5-1 ..... H  
 N1 - Lefty McFadden Invitational;  
 Dayton, Ohio

## WESTERN MICHIGAN

Won 65, Lost 34, Tied 9

Home: ..... 36-7-6

Road: ..... 26-2-4

Neutral: ..... 3-3-1

10-19-79 ..... W, 7-6 ..... H  
 10-20-79 ..... L, 6-8 ..... H  
 1-8-82 ..... L, 2-3 ..... H  
 1-9-82 ..... W, 4-3 ..... H  
 2-12-82 ..... W, 6-2 ..... H  
 2-13-82 ..... W, 7-3 ..... H  
 1-21-83 ..... W, 8-0 ..... H  
 1-22-83 ..... W, 6-4 ..... H  
 10-21-83 ..... W, 5-2 ..... H  
 10-22-83 ..... W, 5-2 ..... H  
 3-10-84 ..... W, 5-0 ..... N1  
 10-19-84 ..... W, 6-4 ..... H  
 10-20-84 ..... L, 2-3 ..... H  
 1-4-85 ..... W, 4-3 ..... HOT  
 1-6-85 ..... W, 7-3 ..... H  
 10-18-85 ..... L, 1-5 ..... H  
 10-19-85 ..... W, 4-3 ..... H  
 1-4-86 ..... W, 4-2 ..... H  
 1-5-86 ..... W, 8-5 ..... H  
 3-8-86 ..... L, 1-3 ..... N1  
 10-31-86 ..... W, 6-3 ..... H  
 11-1-86 ..... W, 7-3 ..... H  
 12-27-86 ..... L, 3-7 ..... N2  
 1-9-87 ..... W, 8-6 ..... H  
 1-10-87 ..... W, 5-4 ..... OT  
 3-6-87 ..... W, 6-3 ..... N1  
 10-30-87 ..... W, 4-2 ..... H  
 10-31-87 ..... W, 4-0 ..... H  
 1-15-88 ..... W, 7-6 ..... H  
 1-16-88 ..... W, 3-2 ..... H  
 3-12-88 ..... W, 9-6 ..... N1  
 11-4-88 ..... W, 8-1 ..... H  
 11-5-88 ..... W, 12-1 ..... H  
 1-13-89 ..... T, 5-5 ..... HOT  
 1-14-89 ..... L, 2-4 ..... H  
 11-3-89 ..... W, 6-4 ..... H  
 11-4-89 ..... W, 5-4 ..... HOT  
 1-12-90 ..... W, 11-2 ..... H  
 1-13-90 ..... W, 6-3 ..... H  
 10-26-90 ..... T, 3-3 ..... HOT  
 10-27-90 ..... W, 3-2 ..... H  
 1-25-91 ..... L, 2-3 ..... H  
 1-26-91 ..... L, 1-8 ..... H  
 3-1-91 ..... L, 3-4 ..... A1  
 3-2-91 ..... L, 2-4 ..... A1  
 11-22-91 ..... W, 4-3 ..... HOT  
 11-23-91 ..... L, 2-5 ..... H  
 1-4-92 ..... W, 5-2 ..... H  
 1-6-92 ..... W, 5-4 ..... OT  
 11-6-92 ..... L, 3-5 ..... H  
 11-13-92 ..... W, 4-2 ..... H  
 2-6-93 ..... L, 0-2 ..... H  
 12-10-93 ..... L, 1-2 ..... H  
 12-11-93 ..... L, 0-2 ..... H  
 3-4-94 ..... W, 5-2 ..... H  
 10-28-94 ..... W, 3-2 ..... H  
 1-28-95 ..... W, 8-1 ..... H  
 2-17-95 ..... W, 4-1 ..... H  
 12-8-95 ..... W, 3-0 ..... H  
 2-9-96 ..... L, 1-7 ..... H  
 2-10-96 ..... W, 3-2 ..... H  
 10-19-96 ..... W, 3-1 ..... H  
 1-31-97 ..... L, 2-3 ..... OT  
 2-7-97 ..... L, 2-5 ..... H  
 3-7-97 ..... W, 4-1 ..... H1  
 3-8-97 ..... W, 3-1 ..... H1  
 10-17-97 ..... T, 2-2 ..... HOT  
 10-18-97 ..... W, 2-0 ..... H  
 2-13-98 ..... W, 4-2 ..... H  
 10-16-98 ..... T, 1-1 ..... HOT  
 11-21-98 ..... W, 4-1 ..... H  
 2-27-98 ..... W, 4-2 ..... H  
 1-28-00 ..... T, 2-2 ..... OT  
 1-29-00 ..... L, 2-3 ..... OT  
 11-17-00 ..... T, 2-2 ..... HOT  
 2-16-01 ..... L, 2-4 ..... H  
 1-11-02 ..... W, 6-3 ..... H

1-12-02 ..... L, 0-2 ..... H  
 3-7-03 ..... W, 4-0 ..... H  
 3-8-03 ..... W, 8-5 ..... H  
 10-24-03 ..... W, 4-2 ..... H  
 10-25-03 ..... W, 7-3 ..... H  
 1-14-05 ..... L, 4-5 ..... H  
 1-15-05 ..... W, 3-1 ..... H  
 11-18-05 ..... T, 3-3 ..... H  
 11-19-05 ..... L, 3-5 ..... H  
 10-13-06 ..... W, 4-1 ..... H  
 10-14-06 ..... L, 2-3 ..... H  
 2-16-07 ..... L, 3-4 ..... H  
 2-17-07 ..... L, 0-2 ..... H  
 2-15-08 ..... W, 3-0 ..... H  
 2-16-08 ..... W, 4-2 ..... H  
 10-31-08 ..... W, 3-1 ..... H  
 11-1-08 ..... T, 2-2 ..... H  
 10-30-09 ..... W, 2-1 ..... H  
 10-31-09 ..... W, 5-3 ..... H  
 11-5-10 ..... L, 3-4 ..... H  
 11-6-10 ..... L, 1-3 ..... H  
 11-11-11 ..... W, 3-2 ..... H  
 11-12-11 ..... W, 4-2 ..... H  
 12-29-12 ..... T, 1-1 ..... N2 OT  
 3-1-13 ..... L, 2-5 ..... H  
 3-2-13 ..... W, 1-0 ..... H  
 11-22-13 ..... L, 0-2 ..... H  
 11-23-13 ..... L, 1-4 ..... H  
 12-29-16 ..... L, 1-4 ..... N2  
 10-20-17 ..... W, 6-4 ..... H  
 10-21-17 ..... L, 1-3 ..... H  
 N1 - CCHA Tournament; Joe Louis Arena  
 N2 - Great Lakes Invitational; Joe Louis Arena  
 A1 - CCHA Tournament; Kalamazoo, Mich.  
 H1 - CCHA Tournament; East Lansing, Mich.  
 ~ - Shootout win  
 # - Shootout loss

## WESTERN ONTARIO

Won 15, Lost 4, Tied 0

Home: ..... 13-3-0

Road: ..... 0-1-0

Neutral: ..... 2-0-0

2-28-50 ..... L, 5-9 ..... H  
 3-2-50 ..... L, 2-12 ..... H  
 1-28-55 ..... L, 1-8 ..... H  
 1-29-55 ..... W, 4-2 ..... H  
 12-22-66 ..... W, 5-4 ..... N1 OT  
 12-27-72 ..... W, 7-2 ..... N2  
 11-2-73 ..... W, 6-1 ..... H  
 11-3-73 ..... W, 4-3 ..... H  
 11-16-84 ..... W, 4-3 ..... H  
 10-23-92 ..... W, 7-2 ..... H  
 12-10-94 ..... W, 8-2 ..... H  
 10-12-96 ..... W, 7-2 ..... H  
 10-13-98 ..... W, 5-0 ..... H Exh  
 10-6-00 ..... W, 6-0 ..... H Exh  
 10-08-02 ..... W, 6-2 ..... H Exh  
 10-14-05 ..... W, 4-2 ..... H Exh  
 10-6-08 ..... W, 4-3 ..... H Exh  
 10-5-09 ..... W, 5-2 ..... H Exh  
 10-8-10 ..... L, 3-5 ..... H Exh  
 10-3-11 ..... W, 6-1 ..... H Exh  
 10-9-13 ..... W, 4-1 ..... H Exh  
 10-4-15 ..... W, 2-1 ..... H Exh  
 N1 - Great Lakes Invitational  
 N2 - IMA Tournament; Flint, Mich.

## WILFRID LAURIER

Won 1, Lost 0, Tied 0

Home: ..... 1-0-0

Road: ..... 0-0-0

Neutral: ..... 0-0-0

10-6-06 ..... W, 11-2 ..... H Exh

## WINDSOR

Won 3, Lost 0, Tied 1

Home: ..... 3-0-1

Road: ..... 0-0-0

Neutral: ..... 0-0-0

10-5-03 ..... W, 6-0 ..... H Exh

10-8-12 ..... W, 6-1 ..... H Exh  
 10-7-14 ..... T, 2-2 ..... H Exh OT  
 10-7-18 ..... W, 3-1 ..... H Exh

## WISCONSIN

Won 56, Lost 55, Tied 4

Home: ..... 29-20-2

Road: ..... 18-31-2

Neutral: ..... 9-4-0

12-11-64 ..... W, 9-2 ..... H  
 12-12-64 ..... W, 9-0 ..... H  
 2-12-65 ..... W, 8-4 ..... H  
 2-13-65 ..... W, 9-3 ..... H  
 2-11-66 ..... W, 3-1 ..... NA  
 2-12-66 ..... W, 5-3 ..... H  
 3-3-67 ..... W, 7-3 ..... H  
 3-4-67 ..... W, 4-3 ..... H  
 12-30-67 ..... W, 4-3 ..... N1  
 3-1-68 ..... L, 3-5 ..... H  
 3-2-68 ..... W, 3-1 ..... H  
 12-20-68 ..... L, 4-6 ..... N2  
 12-26-68 ..... W, 3-2 ..... A1  
 2-7-69 ..... L, 1-2 ..... H  
 2-8-69 ..... W, 4-3 ..... H  
 12-23-69 ..... L, 3-6 ..... N3  
 1-2-70 ..... W, 4-3 ..... H  
 1-3-70 ..... W, 6-4 ..... H  
 3-6-70 ..... L, 0-5 ..... H  
 3-7-70 ..... L, 3-4 ..... H  
 1-15-71 ..... W, 5-3 ..... H  
 1-16-71 ..... L, 2-3 ..... H  
 2-26-71 ..... W, 4-2 ..... H  
 2-27-71 ..... W, 6-5 ..... HOT  
 12-3-71 ..... L, 1-4 ..... H  
 12-4-71 ..... L, 3-4 ..... H  
 2-25-72 ..... L, 0-5 ..... H  
 2-27-72 ..... L, 4-6 ..... H  
 1-12-73 ..... L, 3-4 ..... H  
 1-13-73 ..... W, 7-5 ..... H  
 2-9-73 ..... L, 2-5 ..... H  
 2-10-73 ..... L, 4-6 ..... H  
 11-30-73 ..... T, 6-6 ..... OT  
 12-1-73 ..... L, 2-4 ..... H  
 1-4-74 ..... W, 5-4 ..... H  
 1-5-74 ..... W, 7-6 ..... H  
 3-5-74 ..... W, 4-1 ..... H1  
 3-6-74 ..... L, 3-4 ..... H1  
 11-22-74 ..... L, 3-4 ..... H  
 11-23-74 ..... L, 4-5 ..... H  
 2-14-75 ..... W, 3-1 ..... H  
 2-15-75 ..... L, 5-7 ..... H  
 3-4-75 ..... L, 4-5 ..... A2  
 3-5-75 ..... W, 7-4 ..... A2  
 11-7-75 ..... W, 5-4 ..... H  
 11-8-75 ..... W, 6-5 ..... OT  
 1-30-76 ..... W, 5-4 ..... HOT  
 1-31-76 ..... W, 5-3 ..... H  
 3-10-76 ..... W, 6-4 ..... H1  
 3-11-76 ..... W, 6-4 ..... H1  
 11-19-76 ..... W, 5-2 ..... H  
 11-20-76 ..... L, 0-8 ..... H  
 1-28-77 ..... L, 6-10 ..... H  
 1-29-77 ..... L, 2-9 ..... H  
 12-9-77 ..... L, 2-6 ..... H  
 10-12-77 ..... L, 3-7 ..... H  
 1-20-78 ..... T, 5-5 ..... OT  
 1-21-78 ..... L, 2-8 ..... H  
 12-1-78 ..... W, 6-5 ..... H  
 12-2-78 ..... L, 1-5 ..... H  
 1-5-79 ..... L, 4-6 ..... H  
 1-6-79 ..... L, 3-13 ..... H  
 11-2-79 ..... L, 4-6 ..... H  
 11-3-79 ..... W, 5-4 ..... H  
 12-29-79 ..... L, 4-10 ..... N4  
 1-25-80 ..... W, 5-4 ..... H  
 1-26-80 ..... L, 2-9 ..... H  
 2-20-81 ..... W, 5-3 ..... H  
 2-21-81 ..... L, 4-5 ..... H  
 12-30-87 ..... L, 3-4 ..... N4  
 11-26-93 ..... W, 4-2 ..... N5  
 11-26-94 ..... W, 3-2 ..... N6  
 3-24-95 ..... L, 3-5 ..... A3







11-25-95	.....W, 5-4.....	N7
11-29-96	.....W, 3-1.....	N8
10-11-97	.....W, 2-1.....	N9
11-28-97	.....W, 2-0.....	H2
11-27-98	.....W, 3-1.....	A4
11-26-99	.....L, 1-5.....	H2
11-26-00	.....W, 6-2.....	A4
3-25-01	.....W, 5-1.....	N10
11-23-01	.....W, 2-1.....	H2
11-30-02	.....W, 2-1.....	A4 OT
11-29-03	.....L, 1-2.....	H2 OT
11-26-04	.....W, 4-0.....	N7
11-25-05	.....L, 1-3.....	H2
11-12-06	.....L, 0-2.....	A4
11-24-07	.....T, 4-4.....	H2 OT
11-28-08	.....L, 1-3.....	A4
11-27-09	.....L, 3-7.....	H2
11-27-10	.....L, 1-4.....	A4
2-21-14	.....L, 2-5.....	
2-22-14	.....L, 0-2.....	
3-14-14	.....W, 5-4.....	H OT
3-15-14	.....L, 3-4.....	H
2-20-15	.....L, 1-2.....	
2-21-15	.....W, 3-0.....	
3-6-15	.....W, 3-0.....	H
3-7-15	.....W, 3-0.....	H
12-11-15	.....W, 4-3.....	H
12-12-15	.....L, 0-3.....	H
2-19-16	.....W, 4-3.....	
2-20-16	.....W, 3-1.....	
1-6-17	.....L, 1-5.....	
1-7-17	.....L, 1-5.....	
2-3-17	.....L, 3-6.....	H
2-4-17	.....L, 3-4.....	H OT
11-10-17	.....L, 3-6.....	H
11-11-18	.....W, 2-0.....	H
1-12-18	.....W, 2-0.....	
1-13-18	.....L, 2-5.....	
12-7-18	.....L, 3-5.....	
12-8-18	.....L, 0-3.....	
2-1-19	.....W, 4-1.....	H
2-2-19	.....T, 2-2 *	H OT

A1 - Big Ten Tournament; Madison, Wis.

A2 - WCHA Tournament; Madison, Wis.

A3 - NCAA West Regional; Madison, Wis.

A4 - College Hockey Showcase; Madison, Wis.

H1 - WCHA Tournament; East Lansing, Mich.

H2 - College Hockey Showcase; East

Lansing, Mich.

N\*- Game played in Milwaukee, Wis.

N1 - Big Ten Tournament; Minneapolis, Minn.

N2 - Great Lakes Invitational; Olympia Stadium

N3 - Big Ten Tournament; Ann Arbor, Mich.

N4 - GLI; Joe Louis Arena

N5 - College Hockey Showcase; Auburn Hills, Mich.

N6 - College Hockey Showcase; St. Paul, Minn.

N7 - College Hockey Showcase; Milwaukee, Wis.

N8 - College Hockey Showcase; Joe Louis Arena

N9 - Ice Breaker Invitational; Milwaukee, Wis.

N10 - NCAA West Regional; Grand Rapids, Mich.

\*. Shootout loss

#### YALE

#### Won 2, Lost 0, Tied

Home: ..... 2-0-0

Road: ..... 0-0-0

Neutral: ..... 0-0-0

1-5-01 .....W, 5-0..... H

1-6-01 .....W, 4-0..... H

A black and white photograph of three Michigan State hockey players celebrating. They are wearing dark jerseys with "Michigan" and "CHS" visible, and "FROZEN FOUR" patches. They are also wearing "Michigan State" caps. The player in the center is holding a trophy. The player on the left is shouting with his mouth open. The player on the right is smiling and holding the trophy. The background is blurred.

*Michigan  
State*

# **THE HISTORY**

## SPARTAN HOCKEY TIMELINE OF TRADITION

*Michigan State has long been at the forefront of collegiate hockey success. Spartan hockey ranks among the winningest programs in NCAA history, and both teams and players alike have reached the pinnacle of achievement. From its championship tradition to record-setting players and coaches, Spartan hockey truly embodies a Commitment to Excellence.*



Carl Moore played on MSU's first team in 1922, and captained the team in 1926.

**Jan. 11, 1922** – Michigan State plays its first intercollegiate hockey game, falling to Michigan, 5-1.

**Feb. 11, 1923** – MSU gets its first win, 6-1 over the Lansing Independents.

**Jan. 12, 1950** – MSU plays its first game since 1930, losing to Michigan Tech, 6-2.

**Nov. 29, 1951** – MSU plays its first game under legendary coach Amo Bessone, defeating Ontario Agricultural College, 8-2 at home.

**Feb. 6, 1954** – Goaltender Ed Schiller makes a Spartan-record 73 saves in a 5-4 loss to Denver.

**Feb. 19, 1954** – MSU skates to its second scoreless tie in history, 0-0 against Michigan. It snaps a 14-game losing streak to the Wolverines since hockey was reinstated in 1950.

**Dec. 7, 1957** – MSU sets a school record for most goals in a game in an 18-0 win vs. Ohio State. The mark still stands.

**March 1, 1958** – MSU completes its first winning season (12-11), despite losing to Minnesota in the finale, 5-1.

**March 13, 1959** – MSU makes its first NCAA Tournament appearance, defeating Boston College in the semifinals, 4-3.

**March 14, 1959** – The Spartans fall to North Dakota, 4-3 in overtime, in their first national championship game. MSU finishes the season 17-6-1.

**Dec. 11, 1964** – Mike Jacobson scores three goals in one minute of the first period against Wisconsin. The accomplishment lands him in *Sports Illustrated* and still stands as the fastest three goals by one player in MSU history.

**March 5, 1966** – MSU defeats defending national champion Michigan Tech, 4-3, to win the WCHA playoffs after finishing sixth in the regular season.

**March 18, 1966** – Doug Volmar's goal gives MSU a 2-1 win over Boston University in the NCAA semifinals.

**March 19, 1966** – MSU completes one of the most unlikely postseason runs with a 6-1 win over Clarkson to claim its first NCAA championship. Bob Brawley gives the Spartans a 2-1 lead in the second period, and they cruised from there. Goaltender Gaye Cooley is named the tournament MVP and Amo Bessone is named Coach of the Year.

**March 16, 1967** – MSU, fifth in the WCHA regular season, defeats champion Michigan Tech, 2-1 in overtime, to win the playoffs for the second straight season. Doug Volmar nets both goals, including the winner at 5:44 of overtime.

**March 18, 1967** – After falling to Boston University in the NCAA semifinals, MSU captures third place with a 6-1 win over North Dakota in the NCAA consolation game.

**Nov. 10, 1973** – Tom Ross ties the school record with five goals in a 9-5 win over Notre Dame at MSU Ice Arena.

**Dec. 28, 1973** – MSU wins its first Great Lakes Invitational, defeating Michigan Tech, 5-4, in the finals.

**Oct. 25, 1974** – Munn Ice Arena hosts its first game, a 4-3 MSU loss to Laurentian. The arena is dedicated a week later, on Nov. 1, 1974.

**Nov. 16, 1974** – The first sellout crowd in Munn history sees the Spartans down North Dakota, 6-2. Goalie Ron Clark sets a record with 30 saves in the first period.

**Feb. 14, 1976** – The Spartans establish a new single-season attendance record at Munn Ice Arena in a win vs. North Dakota, 7-1. A total of 157,567 fans attend games during the year, a record which still stands.

**March 14, 1976** – The longest game in MSU history is settled in the third overtime, as Minnesota defeats the Spartans, 7-6, after 86:33 of play in the WCHA playoffs. It is the final game for record-setting stars Tom Ross and Steve Colp, who finish their careers with 324 and 300 points, respectively.



**March 3, 1979** – Amo Bessone (above) coaches his final game, a 5-3 win over Michigan. It is Bessone's 367th win in 28 years at Michigan State, a record which stands until 1992.

**April 1, 1979** – Ron Mason is named Spartan head coach.

**Oct. 19, 1979** – Ron Mason gets his first win at MSU in his first game, 7-6 over Western Michigan.

**Oct. 23, 1981** – MSU begins its first season of CCHA play, defeating Lake Superior, 4-3, in East Lansing. MSU had left the WCHA along with Michigan, Michigan Tech and Notre Dame.



## SPARTAN HOCKEY TIMELINE OF TRADITION

**March 13, 1982** – MSU wins its first CCHA playoff championship by beating Notre Dame, 4-1, with All-America goaltender Ron Scott.

**March 20, 1982** – MSU's first NCAA Tournament appearance under Ron Mason ends with a 9-4, two-game, total-goals series loss to New Hampshire in the first round.

**Dec. 29, 1982** – A North American collegiate hockey record crowd of 21,247 at Joe Louis Arena watches MSU win the Great Lakes Invitational, 5-3 over Michigan Tech.

**March 12, 1983** – MSU tops Bowling Green in the CCHA title game, 4-3 in overtime. Ron Scott stops a penalty shot by BGSU All-American Brian Hills during the extra stanza to set the stage for Mark Hamway's winning goal.

**March 10, 1984** – The Spartans win their third straight CCHA playoff championship, defeating Western Michigan, 5-0, with Norm Foster in goal.

**March 23, 1984** – After reaching the NCAA Frozen Four for the first time in 17 years, MSU falls to Bowling Green, 2-1, in the semifinals.

**Dec. 29, 1984** – The Great Lakes Invitational championship game produces the third straight North American record crowd, as MSU defeats Michigan Tech again, 7-0, in front of 21,576 at Joe Louis Arena.

**March 24, 1985** – In possibly the most painful loss in MSU history, Providence knocks the "Super Team" out of the NCAA tournament, 4-2 (Providence wins the two-game, total-goals series, 6-5). Providence goalie Chris Terrier stops 50 MSU shots and its season at an NCAA record 38 wins. MSU out-scores its opponents by more than two-to-one on the season, and 18 members of the team go on to sign professional contracts.

**Nov. 15-16, 1985** – The National Hockey League uses Michigan State's exhibition series with Team Canada at Munn as its first experiment with video replay. NHL Director of Officials John McCauley and Hockey Night in Canada Vice President of Production Don Wallace oversee the experiment. Both coaches challenge one goal in the series, which the two teams split, but neither is overturned.



**Dec. 14-15, 1985** – Mike Donnelly (left) scores eight goals in a two-game sweep of Ohio State. Five come in Saturday's 6-5 MSU win, including the OT winner.

**March 29, 1986** – MSU wins its second national championship, downing Harvard, 6-5, in Providence, R.I., on Mike Donnelly's NCAA-record 59th goal of the season.

**Feb. 6, 1987** – A then-Munn Ice Arena record crowd of 6,902 watches a 6-3 MSU win over Bowling Green.

**March 7, 1987** – Michigan State wins its fifth CCHA playoff title in six seasons when Kevin Miller beats Bowling Green All-America goaltender Gary Kruzich in overtime for a 4-3 win.

**March 28, 1987** – MSU is the runner-up in the NCAA Tournament, falling to North Dakota, 5-3, in the title game.

**March 12, 1989** – MSU captures its sixth CCHA playoff crown in eight years with a 4-1 win over Lake Superior State as goaltender Jason Muzzatti earns tournament MVP honors.

**April 1, 1989** – Making its third trip to the NCAA Frozen Four in the last four years, and fourth trip in the last six seasons, MSU finishes third with a 7-4 consolation win over Maine.

**Feb. 3, 1990** – Ron Mason becomes only the second hockey coach in NCAA history to reach the 600-win plateau as MSU defeats Ohio State, 4-2.

**Feb. 17, 1990** – MSU makes it back-to-back regular-season CCHA championships– and four in six years – with a 5-2 win over Michigan at Yost Arena.

**Feb. 23, 1990** – MSU extends its record CCHA unbeaten string to 27 games (24-0-3) with a 4-3 win at Lake Superior State. The win also established what was then a CCHA record for points in a season.

**March 11, 1990** – The Spartans win their seventh CCHA playoff championship in nine years, besting Lake Superior, 4-3. Peter White is the tournament MVP.

**April 1, 1990** – Kip Miller (right), just the second Spartan ever to record 100 points in a season, becomes MSU's first Hobey Baker Memorial Award Recipient, named by the Decathlon Athletic Club of Bloomington, Minn.



**March 28, 1992** – Backed by Mike Gilmore's 36-save performance, Michigan State edges Maine, 3-2, to advance to the NCAA Frozen Four for the second time in four years.

**April 26, 1992** – Ron Mason accepts the Spencer Penrose Award as 1991-92 American Hockey Coaches Association Division I Coach of the Year.

**Nov. 21, 1992** – Ron Mason gets MSU win No. 368, 6-2 over Illinois-Chicago, surpassing Amo Bessone (367, 1951-79) as the Spartans' winningest hockey coach.



## SPARTAN HOCKEY TIMELINE OF TRADITION

**March 12, 1993** – Ron Mason gets career win No. 674 – a 6-5 triumph over Kent – to become the winningest U.S. college hockey coach in history, surpassing Len Ceglarski (Clarkson and Boston College).

**Jan. 21, 1994** – The Spartans knock off Michigan, ranked No. 1 in the nation, by a 6-3 score in Ann Arbor, giving Ron Mason his 400th victory as the Spartan head coach.

**March 18, 1994** – Trailing by a 2-0 score with under 10 minutes remaining, the Spartans top Bowling Green in overtime, 3-2, in the quarterfinals of the CCHA playoffs at Joe Louis Arena. Junior Steve Guolla scores all three goals, giving Ron Mason career victory No. 698 and making him the winningest coach in college hockey history, passing former University of Alberta mentor Clare Drake.



**Feb. 20, 1998** – Michigan State beats Michigan, 5-1, giving Ron Mason his 800th career win and sparking an unprecedented celebration on the Munn Arena ice surface (above). MSU's win over Michigan the next night helps propel the Spartans to their first CCHA championship since 1989-90.

**Feb. 28, 1998** – Senior goaltender Chad Alban caps a memorable Senior Night with an empty-net goal, becoming just the fourth college goalie to be credited with a goal and the first to shoot it himself into an empty net. Alban shot the puck from behind and to the right of his net and it went in with 13 seconds remaining in the 6-3 win over Ferris State.

**March 21, 1998** – Shawn Horcoff's goal 2:30 into the second overtime gives MSU a 3-2 victory over Ohio State and ends the longest CCHA championship game in league history. The win marks the Spartans' eighth playoff title.



**Feb. 20, 1999** – MSU defeats Michigan, 3-1, at Joe Louis Arena and 40 minutes after the game ends learns that Alaska Fairbanks defeated Ohio State in overtime, giving the Spartans their second-straight CCHA regular-season title. The MSU-Michigan game at Joe Louis attracts a sellout crowd of 19,983 for the third year in a row.

**March 28, 1999** – Andrew Hutchinson and Adam Hall score 32 seconds apart with less than two minutes remaining in the third period, lifting MSU past Colorado College, 4-3, and into the NCAA Frozen Four for the first time since 1992.

**Jan. 7, 2000** – A record crowd of 7,117 watches the Spartans fall to Michigan, 2-0, in a newly-refurbished Munn Ice Arena which includes the addition of luxury suites and club seating.

**March 16, 2000** – Senior centerman Shawn Horcoff (below-left) wins an unprecedented five individual CCHA awards (Player of the Year, Best Defensive Forward, Scoring Champion, All-CCHA First-Team and CCHA All-Academic).

**March 17-18, 2000** – Freshman Ryan Miller becomes the first goaltender to record shutouts in the CCHA Tournament semifinals and championship game, leading MSU to its ninth playoff crown.

**May 2000** – CCHA head coaches and athletics directors vote unanimously to rename the league's playoff championship trophy the Mason Cup in honor of then-Spartan head coach Ron Mason.

**Dec. 30, 2000** – John Nail's goal with 56 seconds remaining in overtime propels the Spartans to a 3-2 win over Michigan Tech in the GLI championship, MSU's fourth-straight GLI crown.

**Jan. 12, 2001** – Goaltender Ryan Miller makes 18 saves in a 2-0 shutout of Lake Superior State. The whitewash is the 13th of Miller's MSU career and propels him past Chad Alban for first place on the school's all-time shutout list. The shutout is also the 11th in Miller's career against a CCHA opponent, the most in league history. That record also was previously held by Alban.

**Jan. 23, 2001** – Ryan Miller blanks Lake Superior State for the third time in four starts as the Spartans outlast the Lakers, 3-0, at Munn Ice Arena. The win extends the MSU unbeaten streak to 23 games (20-0-3), matching the school record set during the 1998-99 campaign.

**Jan. 27, 2001** – Ryan Miller allows a goal 2:17 into the second period of the Spartans' 4-3 overtime loss to Michigan at Joe Louis Arena. The marker snaps the goaltender's scoreless streak at a school-record 229:29, which spanned five games and included three shutouts.





## SPARTAN HOCKEY TIMELINE OF TRADITION

**Feb. 10, 2001** – Ryan Miller (prev. page) backstops the Spartans to a 3-0 win over Alaska Fairbanks at Munn Ice Arena. The shutout is the 17th of his career, pushing him past Clarkson's Wally Easton and Greg Gardner of Niagara into sole possession of first place on the NCAA's all-time shutouts list.

**Feb. 17, 2001** – Adam Hall scores a pair of goals and Brian Maloney adds a marker and two assists as MSU hands Michigan a 4-2 defeat in front of a sellout crowd of 19,995 at Joe Louis Arena. The win is coach Ron Mason's 600th behind the Spartan bench.

**Feb. 22, 2001** – Lake Superior State upsets Michigan, 2-1, in Sault Ste. Marie. The Wolverine loss clinches the CCHA regular-season championship for the Spartans, who are in a hotel in Columbus, Ohio, waiting to face Ohio State the following night.

**March 1, 2001** – MSU needs just 14 months to set a new Munn Ice Arena attendance record as 7,121 pack the facility to see the Spartans drop Michigan, 3-1, in the regular-season finale for both teams. The Spartans are presented with the CCHA regular-season trophy following the game.

**March 15, 2001** – For the second straight year, a Spartan dominates the CCHA Awards Banquet. This time, it's Ryan Miller, who is named the league's Player of the Year and Best Goaltender along with All-CCHA First-Team distinction.

**March 17, 2001** – Ryan Miller's success continues as the MSU netminder blanks Michigan, 2-0, in the CCHA Tournament championship, his second title game shutout in as many seasons. He's named tourney MVP for his efforts, becoming the first player to earn the honor twice.

**March 25, 2001** – The Spartans, the nation's top-ranked team for 19-consecutive weeks, advance to the NCAA Frozen Four for the second time in three seasons by defeating Wisconsin, 5-1, in a West Regional quarterfinal match at Van Andel Arena in Grand Rapids.

**April 5, 2001** – One day after MSU is ousted from the Frozen Four by North Dakota, Ryan Miller becomes the second goaltender and second Spartan to win the Hobey Baker Memorial Award.

**Oct. 6, 2001** – A world-record crowd of 74,554 watch as Michigan State and Michigan skate to a 3-3 overtime tie in an outdoor hockey game played at Spartan Stadium (below). The record crowd braved chilly temperatures, hovering just above freezing with wind gusts reaching nearly 30 mph. MSU freshman forward Jim Slater scored the game-tying goal with 47 seconds left and neither team could find the net in the extra session. And as they say .... the rest is history.

**Oct. 20, 2001** – Ron Mason picks up his 900th career victory, a 2-0 victory over Ferris State before 6,732 fans at Munn Arena. The shutout was the 20th of Ryan Miller's career and win No. 50 for the goaltender. Adam Hall and Ash Goldie post the goals for the Spartans.

**March 22, 2002** – Ron Mason coaches in his final game behind the Spartan bench as the Spartans fall to Colorado College 2-0 in the NCAA Tournament. Mason leaves the coaching ranks as the all-time winningest coach in NCAA hockey history with 924 victories.

**April 25, 2002** – Veteran head coach Rick Comley is introduced as MSU's fifth head hockey coach. Comley replaces the legendary Ron Mason, who stepped down at the conclusion of the season to become MSU's athletics director.





## SPARTAN HOCKEY TIMELINE OF TRADITION

**Oct. 12, 2002** – Rick Comley earns his first win as the Spartans' head mentor – a 2-1 victory over Colgate in the Maverick Stampede.

**Oct. 24, 2002** – Rick Comley picks up his 600th career win as the Spartans blank Lake Superior State, 7-0, at Munn Ice Arena.

**Dec. 30, 2004** – Colton Fretter's goal at the 9:24 mark of overtime gives MSU a 2-1 victory over arch-rival Michigan in the championship game of the Great Lakes Invitational. The win marked State's 10th GLI title and the team's first since the 2000 season.

**March 18, 2006** – Michigan State captured its unprecedented 11th CCHA Tournament title with a 2-1 victory over regular-season champion Miami. Freshman Jeff Lerg, who earlier in the week had earned the league's Rookie of the Year honors, is named Tournament MVP, while Tim Crowder and Drew Miller are named to the All-Tournament Team.

**March 25, 2006** – Jeff Lerg makes MSU history with a 1-0 shut-out of New Hampshire in the NCAA East Regional in Albany, N.Y. The Spartans make a Tim Crowder goal just 2:14 into the game hold up for the win, behind 36 saves from Lerg. It is the first shutout for MSU in 24 trips to the NCAA Tournament. The Spartans' run ends the next day in the regional final against Maine, 5-4.

**Jan. 6, 2007** – Rick Comley's 700th career victory comes in Oxford, Ohio with a 4-1 victory over the Miami Red Hawks. Comley is just the fifth coach all-time to reach 700.

**April 7, 2007** – An underdog Spartan team shocks Boston College, 3-1, to secure Michigan State's third NCAA Hockey title in school history. Trailing 1-0 entering the final frame, Tim Kennedy tied the score midway through the period then set up Justin Abdelkader for the game-winner with just 18.9 seconds remaining in regulation. Abdelkader secures MVP honors, while Kennedy, Jeff Lerg, and Tyler Howells are named to the Frozen Four All-Tournament Team. Head Coach Rick Comley becomes just the third coach to lead two different schools to NCAA hockey titles. Three days later, more than 4,500 people turned out for a parade through East Lansing and a rally for the National Champions at Munn Ice Arena. The team also traveled to the Champions Day Celebration at the White House in June.

**Nov. 9, 2007** – Jeff Lerg breaks a 48-year old school record by

appearing in his 61st consecutive game for Michigan State. The previous record of 60 was held by Joe Selinger.

**March 28, 2009** – With 12:52 showing on the clock in the second period, Jeff Lerg (*below*) made a blocker save on Notre Dame's Christian Minella's shot from the top of the right circle, which gave the netminder his 3,934th career stop, and the CCHA all-time saves record. Lerg finished his career with 3,996 saves, topping the career chart at MSU and in the CCHA and second all-time in the NCAA Annals.

**Jan. 25, 2011** – Head coach Rick Comley announces that he will retire from his position at Michigan State, effective at the end of the season. His coaching career ends on March 5, when the Spartans are eliminated from the CCHA Tournament by Alaska.

**March 23, 2011** – Tom Anastos is appointed to the position of head coach. Anastos, who previous to his hiring, served as the commissioner of the Central Collegiate Hockey Association for 13 seasons, becomes just the sixth Michigan State hockey coach in program history and the fourth in the modern era.

**March 15, 2012** – Torey Krug matches fellow Spartan Shawn Horcoff by taking home a CCHA-record five major awards at the CCHA Awards Show. Krug becomes just the second defenseman in CCHA history (and fifth all-time) to capture a league scoring title, as he was named Player of the Year, Outstanding Offensive Defenseman, First Team All-CCHA, and Perani Cup champion in addition to his scoring title. Two weeks later, Krug would be named a First Team All-America as well as a Hobey Baker Finalist. He opted to forego his senior season to sign with the Boston Bruins.

**March 23, 2012** – A year to the day of his hiring, Tom Anastos guides the team in its first-round NCAA Tournament game against eventual Frozen Four participant Union. MSU received an at-large bid to the tournament - its first bid since 2008 - after going 19-15-4 in the regular season with the second most difficult schedule in the country.

**Nov. 10, 2012** – The Spartans establish a new Munn Arena attendance record as 7,225 fans pack the legendary building to see MSU defeat Michigan, 7-2.

**Dec. 6, 2013** – Michigan State hosts top-ranked Minnesota in the Spartans' inaugural Big Ten game. The two teams played to a 2-2 tie, but the Spartans picked up the extra point in the standings by downing the Gophers in the first-ever Big Ten shootout.

**Dec. 29, 2014** – Michigan State and Michigan meet for the 300th time in series history. The MSU-UM series is the most-played rivalry in all of college hockey.

**Feb. 5, 2016** – Matt DeBlouw's power-play goal 3:29 into overtime gives MSU a 3-2 win over Michigan at Joe Louis Arena in the first game between the teams for the new "Iron D" Trophy.



## SPARTAN HOCKEY TIMELINE OF TRADITION

**June 13, 2016** - Ron Mason, the second-winningest coach in college hockey history, passes away at the age of 76. In 23 seasons as head coach of the Spartans (1979-2002), he posted a 635-270-69 mark. He led MSU to the 1986 National Championship, won 17 CCHA regular season and playoff titles, coached 35 All-Americans and 50 future NHLers. He also served as MSU's Athletics Director from 2002-07.

**April 11, 2017** - Danton Cole, a key member of some of the most successful teams in Michigan State hockey history, is named the seventh head coach in program history. In Cole's four years at Michigan State as a player, the Spartans went 131-44-8 (.738), won a NCAA National Championship (1986), made three NCAA Frozen Four appearances (1986, 1987, 1989), captured two CCHA regular-season titles (1986, 1989) and two CCHA Tournament championships (1987, 1989).



**Oct. 14, 2017** - Danton Cole earns his first victory in his first home game as head coach as the Spartans rally for a 3-2 victory over Bowling Green, courtesy of a Taro Hirose game-winning goal with 40 seconds to play.

**Nov. 30, 2018** - The Spartans snap a 2-2 tie with two goals in the third period and defeat Michigan, 4-3, for the 1300th win in program history.

**March 19, 2019** - Taro Hirose is named the Big Ten Player of the Year and was the only unanimous All-Big Ten First Team selection. Hirose went on to earn First-Team All-America honors and was also a Hobey Baker Award finalist. He tied for the national lead in points and was second in assists.



## ALL-TIME LETTERWINNERS

## SKATERS

## AAAA

Abdelkader, Justin; '06-07-08	F	Muskegon, Mich.
Adamo, Vincent; '95-96-97	F	Rochester, Mich.
Adams, Bryan; '96-97-98-99	F	Fort St. James, B.C.
Addley, Jeffery; '74-75-76-77	F	Wayne, N.J.
Albers, Matt; '92-93-94-95	C	Ann Arbor, Mich.
Anastos, Tom; '82-83-84-85	F	Dearborn, Mich.
Anstey, Kenneth; '67-68-69	F	Sudbury, Ont.
<b>Apop, Tommy; '18-19</b>	<b>F</b>	<b>Bloomfield Hills, Mich.</b>
Appleton, Mason; '16-17	F	Green Bay, Wis.
Arkeilpane, David; '86-87	F	Amherst, N.Y.
Armstrong, Robert; '58-59-60	D	Chatham, Ont.
Attack, James; '59-60-61	F	Niagara Falls, Ont.

## BBBB

Bacon, Jeff; '79	F	Mississauga, Ont.
Balai, Joseph T.; '56	F	Marquette, Mich.
Baldwin, Patrick; '61-62-63	F	Detroit, Mich.
Balough, Danny; '13		
Barker, Arthur; '56;	D	Calgary, Alta.
Barnes, Norman; '72-73-74	D	Rexdale, Ont.
Baron, Matt; '98-99-00-01		Detroit, Mich.
Barr, Jeffery; '76-77-78-79	D	Bloomington, Minn.
Barrett, Robert; '81-82		Grosse Pointe Woods, Mich.
Barry, Robert; '52-53	D	Boston, Mass.
Bartels, Walter; '88-89-90-91	F	Plymouth, Mich.
Beadle, Steve; '87-88-89-90	D	Lansing, Mich.
Beatty, Daniel; '82-83	F	Bloomington, Minn.
Beck, Brad; '83-84-55-86	D	Vancouver, B.C.
Berens, Sean; '95-96-97-98	F	Palatine, Ill.
Berry, Matt; '12-13-14-15	F	Canton, Mich.
Betterly, Patrick; '75-76; '78	D	Detroit, Mich.
Blair, William; '50-51	D	Atlantic, N.J.
Blostein, Jay; '75-76-77		Metuchen, N.J.
Bogas, Chris; '96-97-98-99	D	Cleveland Heights, Ohio
Bogle, Andrew; '98-99-00-01	F	Calgary, Alta.
Bois, Richard; '66-67-68	D	Espanola, Ont.
Bolton, Darl; '73-74-75-76	C	Copper Cliff, Ont.
Bolton, George; '51, '53, '56	F	Grosse Pointe, Mich.
Bondra, David; '13-15-16	F	Annapolis, Md.
Bonnacci, Anthony; '57	D	Sault Ste. Marie, Mich.
Booth, David; '03-04-05-06	F	Washington, Mich.
Boucher, Thomas; '58, '60-61	F	Sudbury, Ont.
Bowman, Gary; '58	D	Detroit, Mich.
Boyd, Ron; '13-14-15	D	Lake Worth, Fla.
Boyd, Robert; '71-72-73	D	Rexdale, Ont.
Brandstatter, Brody; '98-99-00	D	East Lansing, Mich.
Brawley, Robert; '65-66-67	D	Sault Ste. Marie, Mich.
Breck, Samuel; '51		Detroit, Mich.
Brind'Amour, Rod; '89	F	Campbell River, B.C.
Bristol, Cornelius; '50-51	F	Greenwich, Conn.
Brothers, Kenneth; '77	F	St. Clair Shores, Mich.
Brooks, Raynard; '51-52-53	F	Chatham, N.Y.
Brown, Newell; '81-82-83-84	F	Cornwall, Ont.
Brown, Steve; '84-85-86-87		Brooklyn, Mich.
Buck, Conrad; '51-52	F	Lexington, Mass.
Bullock, Robert; '81	F	Newark, Del.
Burkett, Michael; '91-92-93-94	F	Toronto, Ont.
Buttery, Timothy; '09-10-11-12	D	Northville, Mich.

## CCCC

Cahill, Kelly; '74-75-76	D	Grand Rapids, Minn.
Calder, Mark; '71-72-73-74	F	Toronto, Ont.
Calvert, William; '50-51	F	Ville St. Laurent, Que.
Cammett, Bryan; '77;	F	Grosse Pointe Farms, Mich.
Cappanini, Henry; '53-54-55	F/D	West Springfield, Mass.
Campbell, Joseph; '76-77-78	F	East Lansing, Mich.

## GP; G-A-P

124; 44-51--95		PIM
Manager		120-281
144; 40-52--92		60-158
105; 16-15--31		18-36
91; 8-3--11		38-77
151; 70-73--143		48-102.2
89; 33-49--82		17-34
<b>66; 5-5--10</b>		<b>16-48</b>
72; 17-36--53		29-69
75; 12-12--24		19-38
42; 1-7--8		40-83
54; 8-15--23		7-14

## GP; G-A-P

26; 2-3--5		PIM
N/A; 4-0--4		13-29
66; 19-13--32		4-8
Manager		11-22
N/A; 1-1--2		5-10
104; 22-98--120		120-249
Manager		
145; 3-24--27		121-266
Manager		
N/A; 2-3--5		1-2
141; 19-33--52		20-40
174; 42-122--164		66-134
64; 8-17--25		17-34
167; 15-55--70		92-209
163; 84-74--158		62-154
130; 48-48--96		47-105
102; 25-68--93		42-99
N/A; 11-10--21		9-18
Manager		
158; 13-47--60		115-274
162; 22-25--47		46-92
87; 8-20--28		71-148
123; 10-15--25		15-30
N/A; 6-4--10		6-12
68; 1-4--5		9-18
N/A; 3-1--4		5-10
134; 45-60-105		72-163
40; 3-5--8		2-4
10; 0-0--0		1-2
111; 4-23--27		25-50
100; 21-90--111		126-286
70; 2-3--5		11-38
79; 5-24--29		64-131
Manager		
42; 27-32--59		27-63
N/A; 8-13--21		7-14
29; 3-3--6		3-6
N/A; 8-19--27		18-44
156; 75-127--202		100-208
Manager		
N/A; 12-6--18		8-16
13; 0-0--0		5-10
148; 19-29--48		61-130
134; 6-18-24		22-44

## GP; G-A-P

102; 2-21--23		PIM
120; 84-80--164		41-93
N/A; 0-5--5		3-6
5; 0-0--0		0-0
N/A; 1-8--9		28-65
104; 27-42--69		29-58



Tom Anastos



Norm Barnes



Andrew Bogle



David Booth



Bob Boyd



## ALL-TIME LETTERWINNERS



Mark Calder



Anson Carter



Steve Colp



Danton Cole



Mike Donnelly

Campbell, Robert; '71-72	F	East Lansing, Mich.	13; 0-0-0	0-0
Carlson, Gustaf; '60	D	Waltham, Mass.	N/A; 0-0-0	0-0
Carney, Brandon; '15-16		Battle Creek, Mich.	Manager	
Carter, Anson; '93-94-95-96	C	Scarborough, Ont.	156; 106-72-178	67-132
<b>Cesana, Dennis; '19</b>	<b>D</b>	<b>Providence, R.I.</b>	<b>36; 3-21-24</b>	<b>7-14</b>
Charest, Georges; '69	D	Lewiston, Maine	1; 0-0-0	0-0
Chaurest, Michel; '70-71-72-73	F	Montreal, Que.	115; 64-58-122	76-168
Checco, Albert; '60-61	F	Hibbing, Minn.	23; 1-5-6	1-2
Chelios, Dean; '10-11-12-14	F	Bloomfield Hills, Mich.	139; 22-31-53	26-82
Chelios, Jake; '11-12-13-14	D	Bloomfield Hills, Mich.	154; 17-37-54	83-193
<b>Chreck, Damian; '17-18-19</b>	<b>D</b>	<b>Marysville, Mich.</b>	<b>33; 2-2-4</b>	<b>7-14</b>
Christofferson, Keith; '57-58	F	Maidstone, Sask.	N/A; 7-5-12	9-18
Christofferson, Melvin; '58-59-60	D	Maidstone, Sask.	74; 4-7-11	28-56
Ciungan, Gregory; '74-75	D	Ecorse, Mich.	40; 1-10-11	3-6
Clark, Steve; '00-01-03	F/D	Mississauga, Ont.	114; 5-6-11	19-38
Clarke, Taylor; '95-96	F	Rochester Hills, Mich.	72; 21-18-39	46-95
Clement, Sean; '85-86-87-88	D	Nepean, Ont.	167; 14-43-57	113-226
Clifford, Brian; '93-94-95-96	F	Williamsville, N.Y.	94; 24-17-41	28-56
Clifford, James; '78-79-80-81	D/F	Amherst, N.Y.	97; 3-17-20	70-151
Cole, Danton; '86-87-88-89	F	Lansing, Mich.	180; 69-94-163	57-122
Colp, Steven; '73-74-75-76	F	Toronto, Ont.	138; 132-168-300	72-158
Cooper, Lawrence; '54-55	F	Calgary, Alta.	N/A; 0-9-9	1-2
Coppo, Michael; '64-65-66	F	Hancock, Mich.	84; 44-47-91	23-54
Coughlin, Kevin; '76-77-78	F	South Boston, Mass.	105; 23-41-64	51-108
Counter, Douglas; '76-77-78	D	New Market, Ont.	66; 3-32-35	13-26
Cox, Joe; '14-15-16-17	F	Chelsea, Mich.	143; 28-41-69	37-74
Coyne, John; '71-72-73		Pompton Plains, N.J.	Manager	
Crandell, Matthew; '09-10-11-12	D	St. Cloud, Minn.	147; 4-34-38	42-84
Crane, Brian; '94-95-96-97	F	Grosse Pointe, Mich.	124; 21-21-42	45-121
Cregg, Richard; '73	F	Kirkland Lake, Ont.	4; 0-0-0	0-0
Cristofoli, Nino; '66-67-68	F	Trail, B.C.	86; 29-23-52	28-67
Crowder, Tim; '06-07-08-09	F	Victoria, B.C.	151; 50-56-106	43-97
Cummins, Jim; '89-90-91	F	Dearborn, Mich.	111; 20-22-42	112-304
Cunningham, James; '77	F	St. Paul, Minn.	36; 11-25-36	33-66
Curry, Edgar; '51		Bar River, Ont.	Manager	

## DDDD

Daniels, Jamie; '13-14		Bloomfield Hills, Mich.	GP; G-A-P	PIM
Daley, Daniel; '61-62-63	D	Arlington, Mass.	Manager	
Darnell, Brent; '12-13-14-15	F	Canton, Mich.	33; 1-1-2	10-20
Darrow, Dan; '08-09-10-11		Livonia, Mich.	137; 25-32-57	36-94
Davey, Neil; '84	D	Edmonton, Alta.	Manager	
Dean, Scott; '92-93	D	Lake Forest, Ill.	33; 1-5-6	25-50
DeBenedet, Nelson; '67-68-69	D/F	Copper Cliff, Ont.	31; 2-3-5	15-30
DeBlouw, Matt; '13-14-15-16	F	Chesterfield, Mich.	86; 14-17-31	38-79
DeCenzo, Mark; '75-76-77-78	F	Grand Rapids, Minn.	128; 27-28-55	50-103
Delellis, Joseph; '61	D	Leamington, Ont.	120; 14-27-41	17-34
DeMarco, Frank; '70-71-72-73	F	Sudbury, Ont.	4; 0-0-0	0-0
DeMarco, Gerald; '69-70-71	F	Sudbury, Ont.	120; 29-16-45	11-22
DeMarco, Michael; '69-70-71	D	Sudbury, Ont.	86; 29-26-55	24-51
DeMarco, Robert; '67-68-69	D	Sudbury, Ont.	88; 8-38-46	33-66
DeVuono, Alfred; '57-58-59	F	Sault Ste. Marie, Mich.	89; 4-31-35	13-26
DiPace, Darryl; '78-79	F	Mt. Clemens, Mich.	N/A; 29-14-43	40-88
Distel, David; '80;	D	Southfield, Mich.	67; 24-24-48	31-62
Dolyn, Rustyn; '98-99-00-01	F	Fort Frances, Ont.	38; 1-2-3	13-26
Donnelly, Mike; '83-84-85-86	LW	Livonia, Mich.	168; 69-84-153	81-185
Doyle, James; '50-51	D	Thief River Falls, Minn.	156; 110-86-196	76-161
Doyle, Robert; '61-62-63	F	Montreal, Que.	N/A; 2-7-9	17-34
Draeger, John; '13-14-15-16	D	Faribault, Minn.	86; 42-41-83	22-44
Dredge, Bradley; '78	F	Southfield, Mich.	131; 3-27-30	28-56
Drews, Uve; '71-72-73-74	D	Atikokan, Ont.	12; 2-1-3	4-8
Druckman, Marc; '50	D	Detroit, Mich.	93; 1-8-9	18-36
duBois, Stanley; '54-55-56	F	Detroit, Mich.	N/A; 0-0-0	0-0
Duffett, Wayne; '66-67-68	F	Kirkland, Ont.	N/A; 2-4-6	2-4
Dunne, Jeff; '05-06-07-08	D	Grover, Mo.	73; 19-18-37	23-46
			114; 4-20-24	27-68

## EEEE

Ebbing, Thomas; '14-15-16-17	F	Troy, Mich.	GP; G-A-P	PIM
Eisley, Jeff; '81-82-83-84	D	Detroit, Mich.	143; 14-41-55	20-54
Eliot, Mitch; '17-18	D	Grosse Pointe, Mich.	145; 23-80-103	96-199
			61; 2-6-8	25-50

## ALL-TIME LETTERWINNERS

Elliot, Anthony; '62-63-64  
 Elliott, Charlie; '92  
 Enrico, William; '67-68-69  
**Esteves, Gianluca; '18-19**  
 Estrada, Kevin; '02-03-04-05

F Blenheim, Ont.  
 D Sault Ste. Marie, Mich.  
 F Duluth, Minn.  
**F Winnipeg, Man.**  
 F Surrey, B.C.

69; 20-16-36  
 16; 0-0-0  
 62; 7-7-14  
**38; 0-3-3**  
 135; 20-22-42  
 20-40  
 1-2  
 11-25  
**1-2**  
 40-99

## FFFF

Falardeau, Lee; '02-03-04  
 Fales, Thomas; '70-71-72  
 Fallat, Robert; '66-67-68  
 Farley, Mike; '17-18-19  
 Fast, Brad; '00-01-02-03  
 Faunt, William; '65-66-67  
 Faust, Ralph; '66-67  
 Feamster, Peter; '77  
 Fedrizzi, Tony; '19  
 Ferguson, Troy; '00-01-02-03  
 Fernandez, Richard; '83-85-86  
 Ferranti, Steve; '94-95-96-97  
 Ferrantino, Michael; '13-14-15-16  
 Fifield, William; '70  
 Finegan, Daniel; '69-70-71  
 Finn, Frank; '79-80-81-82  
 Finneran, William; '50-51-52  
 Flanders, Walt; '50  
 Flegel, Gord; '82-83-84-85  
 Fleming, Ryan; '93-94-95-96  
 Folkening, Ryan; '93  
 Foote, Jack; '60  
 Ford, Jack; '63-64-65  
 Ford, Michael; '96-97-98-99  
 Forfar, Christopher; '10-11-12-13  
 Forrest, Stuart; '65  
 Fournel, Claude; '60-61-62-63  
 French, Douglas; '66-67-68  
 Fretter, Colton; '03-04-05-06  
 Friedman, Alan; '60-61-62

F Midland, Mich.  
 Dearborn Heights, Mich.  
 F Espanola, Ont.  
 Ishpeming, Mich.  
 D Fort St. John, B.C.  
 F Sault Ste. Marie, Mich.  
 Chicago, Ill.  
 D Detroit, Mich.  
 Marquette, Mich.  
 C Kitchener, Ont.  
 LW Dearborn, Mich.  
 F Sterling Heights, Mich.  
 F Plymouth, Mich.  
 F Agincourt, Ont.  
 D Islington, Ont.  
 F Livonia, Mich.  
 D Wilmette, Ill.  
 F Grosse Pointe, Mich.  
 C Regina, Sask.  
 D Mead, Wash.  
 F Williamston, Mich.  
 D Windsor, Ont.  
 D Blenheim, Ont.  
 F Vernon, B.C.  
 F Darien, Ill.  
 F Birmingham, Mich.  
 F Montreal, Que.  
 D Espanola, Ont.  
 F Harrow, Ont.  
 Queens, N.Y.

## GP; G-A-P

108; 18-21-39  
 Manager  
 90; 24-30-54  
 Manager  
 164; 30-84-114  
 89; 21-33-54  
 Manager  
 17; 0-3-3  
 Manager  
 161; 12-29-41  
 58; 11-8-19  
 125; 31-50-81  
 148; 34-45-79  
 28; 11-10-21  
 73; 1-6-7  
 143; 35-56-91  
 N/A; 1-7-8  
 N/A; 1-0-1  
 171; 71-92-163  
 94; 5-26-31  
 24; 0-2-2  
 N/A; 0-0-0  
 73; 3-18-21  
 107; 5-4-9  
 156; 18-21-39  
 2; 0-0-0  
 57; 37-28-65  
 81; 5-13-18  
 158; 43-69-112  
 Manager

## PIM

36-91  
 44-115  
 41-90  
 11-22  
 8-16  
 16-40  
 19-38  
 29-69  
 26-52  
 2-4  
 32-64  
 50-127  
 4-8  
 2-4  
 38-88  
 12-24  
 7-14  
 3-6  
 14-36  
 10-20  
 56-120  
 0-0  
 25-50  
 69-152  
 57-114



Brad Fast



Douglas French



Colton Fretter



Brandon Gentile



Gene Grazia

## GGGG

Gaffney, Norman; '69-70  
 Gajic, Nenad; '03  
 Gagne, Rob; '90-91  
 Gagnon, Gilles; '70-71-72-73  
 Gagnon, Marc; '78  
 Gandini, David; '78-79  
 Garbarz, Doug; '91-92  
 Gardiner, Todd; '81-82-83  
 Garvey, John; '72-73-74  
 Gaskins, Jon; '95-96-97-98  
 Gatt, Carson; '15-16-17-18  
 Gatt, Nickolas; '13-14  
 Gazley, Dustin; '08-09-10-11  
 Gemmel, Curtis; '96-97-98-99  
 Gentile, Brandon; '06-07-08-09  
**Ghafari, Butrus; '17-18-19**  
 Gibson, Don; '87-88-89-90  
 Gieche, Adelbert; '50  
 Gipp, John; '53-54-55  
 Goble, Gary; '63-64-65  
 Goebel, Tom; '04-05  
 Golden, Richard; '60  
 Goldie, Ash; '02-03-04-05  
 Golembewski, Zach; '10-11  
 Goodenow, Joe; '99-00-01-02  
**Goodsir, Adam; '19**  
 Gorman, Robert; '50-51  
 Gottwald, Paul; '79-80  
 Graham, Ethan; '04-05-06-07  
 Grazia, Eugene; '55-56-57-58  
 Grant, Derek; '10-11

F Port Huron, Mich.  
 F Burnaby, B.C.  
 D Detroit, Mich.  
 F Montreal, Que.  
 F St. Leonard, Que.  
 F Warren, Mich.  
 D Dearborn, Mich.  
 F Livonia, Mich.  
 F Framingham, Mass.  
 D/W Pekin, Ill.  
 D South Lyon, Mich.  
 D Farmington Hills, Mich.  
 F Novi, Mich.  
 F Calgary, Alta.  
 D Clarkson, Mich.  
**D West Bloomfield, Mich.**  
 D Hartney, Man.  
 D Grosse Pointe, Mich.  
 F/D Calumet, Mich.  
 F St. Catharines, Ont.  
 F Parma, Ohio  
 F Holyoke, Mass.  
 F London, Ont.  
 F St. Clair, Mich.  
 F Toronto, Ont.  
**F Okemos, Mich.**  
 F Cleveland, Ohio  
 F Troy, Mich.  
 D Xenia, Ohio  
 F Springfield, Mass.  
 F Abbotsford, BC

## GP; G-A-P

26; 0-0-0  
 40; 4-8-12  
 Manager  
 97; 67-87-154  
 14; 0-3-3  
 53; 14-21-35  
 60; 1-6-7  
 70; 9-2-11  
 78; 2-6-8  
 119; 3-17-20  
 133; 7-34-41  
 51; 0-0-0  
 153; 30-43-73  
 90; 6-6-12  
 135; 0-16-16  
**78; 2-2-4**  
 169; 22-47-69  
 N/A; 0-1-1  
 N/A; 10-21-31  
 67; 6-25-31  
 76; 21-32-53  
 N/A; 0-0-0  
 160; 37-56-93  
 56; 4-14-18  
 122; 20-28-48  
**34; 3-3-6**  
 N/A; 5-10-15  
 47; 12-22-34  
 162; 11-39-50  
 N/A; 24-20-44  
 76; 20-43-63


## PIM

1-2  
 9-18  
 24-48  
 7-14  
 9-26  
 30-60  
 8-16  
 10-28  
 21-42  
 33-66  
 8-16  
 54/135  
 13-26  
 27-176  
**27-54**  
 218-466  
 6-12  
 24-48  
 13-26  
 27-54  
 0-0  
 35-70  
 8/27  
 54-108  
**10-20**  
 9-18  
 10-20  
 50-100  
 11-22  
 23-54






## ALL-TIME LETTERWINNERS



Tyler Harlton



Shawn Harcoff



Andrew Hutchinson



Tim Kennedy



Dale Krentz

Grassi, Matthew '10-11-13 D  
Greene, David; '57-58  
Griffin, Matt; '14-15-16  
Guolla, Steve; '92-93-94-95 F  
Gustafson, Leif; '88 F  
Guzall, Ray; '88-89-90-91-92-93-94

## HHHH

Haag, William; '14-15-16-17 F  
Haight, Gary; '81-82-83, '85 D  
Hall, Adam; '99-00-01-02 D  
Hamilton, Brad; '86-87-88-89 D  
Hamilton, Richard; '57-58-59 F  
Hamway, Mark; '80-81-82-83 F  
Hancock, John; '68-69-70  
Hansen, Robert; '51-'53 F  
Harding, Jeff; '88 F  
Hargreaves, Richard; '63-64-65 D  
Harlton, Tyler; '95-96-97-98 D  
Harpell, Gary; '79-80-81-82 F  
Harper, Kelly; '91-92-93-94 F  
Harris, Robert; '75-76-77 F  
Hathaway, Leland; '67-68 F  
Hawn, Louis; '53  
Hayes, Anthony; '10-11-12-13 F  
Heaphy, Donald; '64-65-66 D  
Heaphy, Shawn; '88-89-90-91 D  
Hearon, Tim; '01-02-03 F  
Heaslip, Ron; '76-77 D/F  
Henderson, Adam; '09  
Hendrickson, David; '54-55-56 D  
Hendrickson, Gus; '60-61-62 D  
Hiatt, Daniel; '81 F  
Hinkley, Robert; '50 F  
Hirose, Taro; '17-18-19 F  
Hirth, Mark; '89 D  
Hodgins, Brad; '97-98-99-00 F  
Hoff, Geir; '86-87 F  
Hogan, Dennis; '70-71-72 D  
Holland, Rhett; '14-15-16-17 D  
Hoomaian, Justin; '13-14-15-16 F  
Hontvet, Chad; '03-04-05-06 F  
Horcoff, Shawn; '97-98-99-00 C  
Horsch, Mitch; '78-79 D  
Hotchkiss, Harley; '50 F  
Hourigan, William; '74 F/D  
Houtteman, Lee; '80 F  
Houtteman, Richard; '69-'71 F  
Howells, Tyler; '04-05-06-07 F/D  
Hruby, Paul; '57-58-59 F  
Huesing, Ted; '77-78-79-80 D  
Hutchinson, Andrew; '99-00-01-02 D

## IIII

Insana, Jonathan; '99-00-01-02 D New Baltimore, Mich.

## JJJJ

Jackson, Karl; '54-55-56 F Mohawk, Mich.  
Jackson, Steve; '00-01-02 W Bloomfield Hills, Mich.  
Jacobs, Josh; '15 D Shelby Twp, Mich.  
Jacobson, James; '62-63-64 D Marquette, Mich.  
Jacobson, Michael; '65-66-67 F Copper Cliff, Ont.  
Jakinovich, Lawrence; '71-72 F Detroit, Mich.  
Jalaba, Michael; '98 F Southfield, Mich.  
James, Kenneth; '55-56-57 F Sarnia, Ont.  
Jasson, Robert; '56-57-58 D Winnipeg, Man.  
Jelacie, Tony; '78 D Brainerd, Minn.  
Johnson, Jack; '75-76-77 F Bloomfield Hills, Mich.  
Johnson, James; '75-76-77-78 F Bloomfield Hills, Mich.  
Johnston, Justin; '07-08-09 D Grosse Pointe Woods, Mich.

Burnaby, BC  
Hamden, Conn.  
Livonia, Mich.  
Scarborough, Ont.  
East Lansing, Mich.  
Warren, Mich.

121; 3-16-19 38-101  
Manager  
Manager  
155; 62-125-187 23-46  
14; 1-1-2 0-0  
Manager

## GP; G-A-P

136; 27-26-53 32-75  
160; 27-100-127 113-23  
159; 79-47-126 83-190  
175; 22-81-103 112-248  
N/A; 20-47-67 11-25  
156; 98-103-201 50-101  
Manager  
N/A; 3-1-4 2-4  
43; 17-20-37 62-129  
78; 23-22-45 52-112  
161; 5-31-36 117-249  
134; 20-40-60 48-99  
150; 30-51-81 34-69  
112; 36-36-72 40-80  
47; 7-11-18 6-12  
Manager  
143; 10-20-30 48-126  
83; 15-24-39 45-101  
175; 103-91-194 111-239  
97; 2-12-14 10-20  
87; 12-28-40 88-229  
27; 1-1-2 6-12  
N/A; 16-17-33 12-24  
69; 7-6-13 14-28  
10; 0-0-0 1-2  
N/A; 0-0-0 0-0  
106; 33-83-116 14-39  
54; 7-4-11 6-12  
165; 15-55-70 110-285  
77; 6-20-26 30-68  
26; 3-1-4 6-12  
139; 4-15-19 75-194  
99; 2-4-6 20-62  
45; 2-6-8 12-24  
155; 50-102-152 79-190  
49; 1-9-10 19-46  
N/A; 2-2-4 1-2  
31; 4-6-10 8-16  
5; 0-1-1 3-6  
43; 3-1-4 8-16  
154; 16-70-86 37-74  
N/A; 0-2-2 0-0  
133; 25-76-101 74-180  
160; 19-59-78 80-160

## GP; G-A-P

164; 7-9-16 80-190

## GP; G-A-P

N/A; 4-3-7 3-6  
95; 7-11-18 11-22  
35; 0-9-9 13-26  
72; 13-28-41 82-202  
85; 56-39-95 48-96  
60; 6-3-9 4-8  
17; 0-0-0 2-4  
N/A; 4-2-6 8-16  
N/A; 12-22-34 29-58  
13; 3-5-8 2-4  
49; 8-14-22 34-68  
127; 23-31-54 43-86  
56; 0-3-3 8-16

## PIM

32-75  
113-23  
83-190  
112-248  
11-25  
50-101  
2-4  
62-129  
52-112  
117-249  
48-99  
34-69  
40-80  
6-12  
48-126  
45-101  
111-239  
10-20  
88-229  
6-12  
12-24  
14-28  
1-2  
0-0  
14-39  
6-12  
110-285  
30-68  
6-12  
75-194  
20-62  
12-24  
79-190  
19-46  
1-2  
8-16  
3-6  
8-16  
37-74  
0-0  
74-180  
80-160

## PIM

3-6  
11-22  
13-26  
82-202  
48-96  
4-8  
2-4  
8-16  
29-58  
2-4  
34-68  
43-86  
8-16



## ALL-TIME LETTERWINNERS

Johnstone, Walter; '61-62-63 F Copper Cliff, Ont.  
 Josepher, Zach '10-11 D West Islip, N.Y.  
 Juntikka, John; '67-68-69 D Houghton, Mich.

## K K K K

**Kamer, Austin; '18-19** F **Grand Rapids, Mich.**  
 Kauppi, Donald; '50 F Gardner, Mass.  
 Kawa, Justin; '99 Grosse Pointe, Mich.  
 Keefer, David; '18-19 F Brighton, Mich.  
 Keith, Duncan; '02 D Penticton, B.C.  
 Keller, Ryan; '13-14-15-16 F Farmington Hills, Mich.  
 Kelly, David; '74-75-76-77 F Toronto, Ont.  
 Kempf, Robert; '60-61 D Duluth, Minn.  
 Kennedy, Tim; '06-07-08 F Buffalo, N.Y.  
 Keyes, Richard; '95-96-97 F Kalamazoo, Mich.  
**Khodoreenko, Patrick; '17-18-19** F **Walnut Creek, Calif.**  
 King, Gordon; '52-53-54-55 F Little Current, Ont.  
 Kivisto, Kurt; '07-08-09 F Brighton, Mich.  
 Klasinski, Paul; '77-78-79 F Stevens Point, Wis.  
 Koski, Kris; '00-01-02 F Schaumburg, Ill.  
 Kozakowski, Jeff; '96-97-98-99 D Garden City, Mich.  
 Knudson, Chris; '14-15-16-17 D North Barrington, Ill.  
 Krentz, Dale; '83-84-85 F Steinbach, Man.  
 Krug, Torey; '10-11-12 D Livonia, Mich.  
 Kruzich, Matthew; '98 D Kalamazoo, Mich.  
 Krygier, Brock; '14-15 D Novi, Mich.  
**Krygier, Christian; '19** D **Novi, Mich.**  
**Krygier, Cole; '19** D **Novi, Mich.**

## L L L L

Lackey, Carl; '62-63-64 D Sault Ste. Marie, Mich.  
 Lackey, Thomas; '61-62-63 F Sault Ste. Marie, Mich.  
 LaCoste, Andre; '59-60-61 F Sudbury, Ont.  
 Lainesse, Jake; '18-19 Fenton, Mich.  
 Lakian, Craig; '79-80-81-82 F West Bloomfield, Mich.  
 Laking, Alan; '70-71-72 F Garson, Ont.  
 Lalonde, Mike; '02-03-04-05 F Chetwynd, B.C.  
 Lamarche, Andre; '81-82-83 D Drummondville, Que.  
**Lambdin, Logan; '17-18-19** F **Newport, Mich.**  
 Lambros, James; '92 D Sault Ste. Marie, Mich.  
 Lanschwager, Kurt; '78-79-80 Frankenmuth, Mich.  
 Lassila, Gordon; '56 D Mohawk, Mich.  
 Lawrence, Christopher; '04-06-07 F Havertown, Pa.  
 Lawrence, James; '63-64-65 F Blenheim, Ont.  
 Leiter, Ken; '80-81-82-83 D Detroit, Mich.  
 Lerg, Bryan; '05-06-07-08 F Livonia, Mich.  
 Leveille, Daultan; '09-10-11-12 F St. Catharines, Ontario  
**Lewandowski, Mitchell; '18-19** F **Clarkston, Mich.**  
 Lewin, Dennis; '63-64-65 F Forest Hills, N.Y.  
 Lewis, Dwight; '70-71 D/F Salisbury, N.B.  
 Liles, John-Michael; '00-01-02-03 D Zionsville, Ind.  
 Loeding, Mark; '96-97-98-99 F Trenton, Mich.  
 Lord, Richard; '51-52-53 F Montreal, Que.  
 Lubanski, Edward; '77 F Oak Park, Mich.  
 Luongo, Chris; '86-87-88-89 D Fraser, Mich.  
 Lycett, James; '87-88 F Trenton, Mich.  
 Lynett, Leo; '78-79-80-81 F Williamsville, N.Y.

## M M M M

MacDonald, Glen; '57-58-59 F Regina, Sask.  
 MacEachern, Mackenzie; '14-15-16 F Troy, Mich.  
 Mack, Leslie; '51 Detroit, Mich.  
 MacKenzie, William; '56-57-58-59 F Calgary, Alta.  
 Magee, Tim; '13-14 East Lansing, Mich.  
 Maki, Alfred; '51 D Hancock, Mich.  
 Maloney, Brian; '00-01-02-03 F Bassano, Alta.  
 Markusen, Joe; '01-02-03-04 D Park River, N.D.  
 Marsalese, Joe; '15-16 Livonia, Mich.  
 Marshall, Christopher; '88 F Quincy, Mass.  
 Martin, Michael; '63 East Lansing, Mich.

73; 31-55-86 21-42  
 55; 5-13-18 22-44  
 15; 0-4-4 0-0

## GP; G-A-P

**51; 3-2-5** **PIM**  
 N/A; 6-5-11 5-10  
 Manager  
 48; 4-7-11 7-14  
 56; 6-18-24 13-26  
 111; 18-21-39 22-44  
 131; 31-40-71 63-126  
 74; 0-7-7 14-28  
 113; 42-63-105 62-130  
 112; 36-38-74 90-214  
**107; 38-49-87** **41-85**  
 N/A; 28-30-58 31-62  
 78; 4-4-8 8-16  
 68; 23-26-49 62-149  
 80; 2-3-5 19-38  
 163; 14-60-74 57-128  
 43; 2-0-2 6-12  
 130; 47-74-121 43-110  
 114; 26-57-83 76-177  
 17; 1-0-1 5-10  
 58; 0-6-6 9-18  
**33; 0-2-2** **12-24**  
**26; 1-4-5** **8-16**

## GP; G-A-P


68; 12-38-50 27-57  
 72; 32-24-56 10-20  
 74; 26-38-64 9-18  
 Manager  
 121; 18-30-48 33-66  
 89; 4-5-9 2-4  
 156; 50-52-102 21-42  
 69; 1-4-5 13-34  
**105; 15-19-34** **29-69**  
 N/A; 0-0-0 0-0  
 Manager  
 N/A; 1-3-4 9-24  
 106; 5-18-23 14-39  
 74; 10-12-22 17-42  
 140; 12-64-76 115-241  
 169; 68-60-128 34-79  
 131; 26-43-69 25-50  
**72; 35-33-68** **27-76**  
 Manager  
 22; 3-3-6 4-8  
 162; 44-94-138 59-118  
 143; 18-10-28 62-151  
 N/A; 18-17-35 73-173  
 26; 2-1-3 7-14  
 157; 12-57-69 75-159  
 34; 0-2-2 5-11  
 107; 64-78-142 21-42

## GP; G-A-P

N/A; 7-10-17 9-18  
 108; 33-35-68 22-44  
 Manager  
 N/A; 18-12-30 4-8  
 Manager  
 N/A; 0-1-1 2-4  
 159; 63-74-137 123-292  
 155; 3-27-30 56-142  
 Manager  
 32; 0-2-2 14-27  
 Manager



John-Michael Liles




Chris Luongo



Don McSweeney




Tom Mikkola



Kelly Miller



## ALL-TIME LETTERWINNERS



Kip Miller



Chris Mueller



Adam Nightingale



Weldon Olson



Corey Potter

Martin, Robert; '80-81-82-83	F	Candiac, Que.	142; 50-40-90	51-105
Mather, Shawn; '99	F	Leamington, Ont.	37; 4-2-6	5-10
<b>Mattson, Mitchell; '19</b>	<b>F</b>	<b>Grand Rapids, Minn.</b>	<b>14; 0-0-0</b>	<b>1-2</b>
Mayer, Robby; '05-06-07-08-09	F	Okemos, Mich.	Manager	
Mayer, Tim; '02-03-04-05	F	Okemos, Mich.	Manager	
Mayes, John; '52-53-54-55	F	London, Ont.	N/A; 44-48-92	31-62
McAndrew, Brian; '65-66-67	F	Copper Cliff, Ont.	90; 44-68-112	40-106
McAuliffe, David; '90	D	East Lansing, Mich.	11; 0-1-1	0-0
McCauley, Wes; '90-91-92-93	D	Georgetown, Ont.	145; 8-25-33	48-100
McClellan, Zak; '06-07-08	F	Frankenmuth, Mich.	98; 3-4-7	19-49
McCormick, William; '50-51-52	F	Ft. Dodge, Iowa	N/A; 26-13-39	12-30
McCue, Kenneth; '73-74		Springfield, Ill.	Manager	
McDonald, Tim; '75-76-77-78	D/F	Grand Rapids, Minn.	149; 16-59-75	60-129
McFall, Daniel; '82-83-84-85	D	Buffalo, N.Y.	168; 36-76-112	69-138
McKenzie, Jim; '05-06-07	F	Woodbury, Minn.	112; 34-42-76	79-185
McLaughlin, Marty; '76-77-78	F	Trenton, Mich.	82; 13-15-18	14-28
McReynolds, Brian; '86-87-88	F	Penetanguishene, Ont.	133; 40-73-113	90-196
McSween, Don; '84-85-86-87	D	Plymouth, Mich.	180; 28-101-129	66-132
Menoni, Glenn; '73-74	F	Chicago, Ill.	29; 2-2-4	4-8
Merrifield, Michael; '10-11-12	F	Beverly Hills, Mich.	91; 17-12-29	10-28
Messier, Joby; '89-90-91-92	D	Regina, Sask.	171; 21-48-69	122-284
Messier, Mitch; '84-85-86-87	F	Regina, Sask.	162; 86-124-210	95-194
Michelutti, Robert; '70-71-72	F	Sudbury, Ont.	57; 11-27-38	19-38
Mikkola, Thomas; '65-66-67	F	Copper Cliff, Ont.	82; 48-72-120	16-43
Milan, Cody; '16-17-18-19	F	White Lake, Mich.	122; 16-37-53	25-50
Miller, Dean; '78-79	F	East Lansing, Mich.	33; 4-10-14	2-4
Miller, Drew; '04-05-06	F	East Lansing, Mich.	125; 39-47-86	35-89
Miller, Elwood; '56-'59	D	Regina, Sask.	N/A; 3-3-6	42-95
Miller, Kelly; '82-83-84-85	F	Lansing, Mich.	165; 82-82-164	31-66
Miller, Kevin; '85-86-87-88	F	Lansing, Mich.	143; 61-140-201	133-277
Miller, Kip; '87-88-89-90	F	Lansing, Mich.	176; 116-145-261	137-299
Miller, Lyle; '64	F	Regina, Sask.	25; 1-3-4	7-14
<b>Miller, Tommy; '18-19</b>	<b>D</b>	<b>West Bloomfield, Mich.</b>	<b>72; 2-12-14</b>	<b>9-18</b>
Moroney, Brendon; '73-74-75-76	F	Sudbury, Ont.	155; 62-45-107	87-174
Moroney, Terry; '58-59-60	F	Sudbury, Ont.	68; 52-28-80	22-60
Mueller, Chris; '05-06-07-08	F	West Seneca, N.Y.	166; 42-62-104	61-141
Mulcahy, Matthew; '64-65-66	F	Dearborn, Mich.	84; 7-5-12	15-33
Mulvihill, Sean; '15-16		Livonia, Mich.	Manager	
Murphy, Christopher; '72-73-74	D	Oak Park, Mich.	85; 19-51-70	38-76
Murphy, Joe; '86	F	Vancouver, B.C.	35; 24-37-61	25-50
Murray, Patrick; '88-89-90	F	Dublin, Ont.	135; 59-124-183	55-127
Murray, Rem; '92-93-94-95	F	Dublin, Ont.	165; 71-147-218	35-81
Musat, Nicholas; '62-63-64	D	Detroit, Mich.	71; 1-11-12	47-97
Muscari, John; '77-78		Springfield, Pa.	Manager	
Mustonen, Thomas; '59-60-61	F	Detroit, Mich.	62; 12-19-31	47-97
<b>NNNN</b>			<b>GP; G-A-P</b>	<b>PIM</b>
Nail, John; '98-99-00-01	F	Brampton, Ont.	168; 29-24-53	44-88
Nawojczyk, Ronald; '77-78		Piscataway, N.J.	Manager	
Nemer, Guy; '80		Southfield, Mich.	Manager	
Nicoli, Derio; '52-53-54-55	D/F	Copper Cliff, Ont.	N/A; 21-36-57	108-247
Nightingale, Adam; '04-05	F	Cheboygan, Mich.	67; 12-10-22	28-67
Nightingale, Jared; '03-04-05-06	D	Cheboygan, Mich.	156; 2-21-23	75-150
Nil, Trevor; '09-10-11-12	F	Novi, Mich.	128; 6-15-21	16-32
Norman, Robert; '58-59-60	D	Simcoe, Ont.	68; 4-15-19	62-124
Norris, Dwayne; '89-90-91-92	F	St. John's, Newf.	167; 105-113-218	77-192
Northey, Richard; '51-52-53	D/F	Virginia, Minn.	N/A; 7-13-20	15-30
Norton, Steve; '91-92-93-94	D	Mississauga, Ont.	146; 3-22-25	87-174
Nowotarski, Mark; '75-76		Detroit, Mich.	Manager	
Nystrom, Carl; '54	D	Marquette, Mich.	N/A; 0-0-0	0-0
<b>OOOO</b>			<b>GP; G-A-P</b>	<b>PIM</b>
O'Connor, Daniel; '69	D	Montreal, Que.	28; 0-3-3	12-24
O'Connor, Michael; *		Taylor, Mich.	Manager	
O'Keefe, Kevin; '97-98	F	Barrington, Ill.	80; 16-26-42	16-32
Olmstead, Dennis; '72-73-74-75	F	East Lansing, Mich.	104; 14-19-33	23-54
Olson, Michael; '68-69-70	D	Peoria, Ill.	50; 1-0-1	1-2
Olson, Richard; '70-71-72	F	Peoria, Ill.	91; 2-11-13	67-145
Olson, Weldon; '52-53-54-55	F	Marquette, Mich.	N/A; 71-54-125	49-112
Omiccioli, Joe; '79-80-81-82	F	Timmons, Ont.	115; 29-37-66	18-36



## ALL-TIME LETTERWINNERS

Orme, Malcolm; '62-63-64-65 F Kirkland Lake, Ont.  
 Osburn, Zach; '16-17-18-19 D Plymouth, Mich.  
 Ostrofsky, Jason; '95-96-97-98 F Midland, Mich.  
 O'Toole, Michael; '87-88-89 F Don Mills, Ont.  
 Oulahan, Steven; '74 F Leamington, Ont.  
 Ozyakko, Edward; '59-60-61 D/F Guelph, Ont.

## PPPP

Panks, Gary; '61 F Sault Ste. Marie, Mich.  
 Paraskevin, Ken; '78-79-80-81 F Detroit, Mich.  
 Parke, Ross; '56-57-58 F Winnipeg, Man.  
 Parker, Jeff; '84-85-86 F White Bear Lake, Minn.  
 Passerini, Harold; '52 F West Springfield, Mass.  
 Patchell, Sean; '98-99-00-01 F Moonstone, Ont.  
 Pattullo, Robert; '68-69-70 F Dearborn, Mich.  
 Pavelek, Dylan; '15-16-17-18 F Marysville, Mich.  
 Pavelich, Paul; '72-73-74-75 D Allen Park, Mich.  
 Perlini, Brett; '09-10-11-12 F Sault Ste. Marie, Ontario  
 Perreault, Nicolas; '91-92-93-94 D Loretteville, Que.  
 Peterson, Carl; '57 F/D Plymouth, Mich.  
 Peterson, Donald; '55-56 Wellston, Mich.  
 Petry, Jeffrey; '08-09-10 D Farmington Hills, Mich.  
 Phair, Lyle; '82-83-84-85 F Pilot Mound, Man.  
 Phillips, Charles; '67-68-69 F Copper Cliff, Ont.  
 Pitawanakwat, Jeff; '90-91 F Wikwemikong, Ont.  
 Polano, Joseph; '57-58-59 D Sudbury, Ont.  
 Pollesel, Bruno; '57-58-59 D Copper Cliff, Ont.  
 Pollesel, Edward; '57-58-59 D Copper Cliff, Ont.  
 Polomsky, John; '54-55-56 D Cleveland, Ohio  
 Pomerleau, Bertrand; '54-55-56 F Lewiston, Maine  
 Potter, Corey; '03-04-05-06 D Mason, Mich.  
 Price, Herbert; '70-71 D Farmington, Mich.  
 Purdo, Thomas; '65-66 D Detroit, Mich.

## QQQQ

Quirk, Martin; '61-62-63 F Montreal, Que.

## RRRR

Radunske, Brock; '02-03-04 F New Hamburg, Ont.  
 Rasmussen, Gary; '71-72-73 Royal Oak, Mich.  
 Ratchuk, Michael; '07-08 D Buffalo, N.Y.  
 Raz, Steven; '52-53-54-55 F Lethbridge, Alta.  
 Rendall, Bruce; '86-87-88 F Thunder Bay, Ont.  
 Revou, Robert; '51-52-53 F Lexington, Mass.  
 Reynolds, Bobby; '86-87-88-89 F Fenton, Mich.  
 Rice, Daryl; '73-74-75-76 F Richmond Hill, Ont.  
 Rizzo, Dee; '82-83-86 F/D Pittsburgh, Pa.  
 Reimer, Lee; '11-12-13-14 F Landmark, Man.  
 Roberts, David; '70-71-72 D Detroit, Mich.  
 Roberts, Doug; '63-64-65 F Detroit, Mich.  
 Roberts, Jack; '58-59-60 F Detroit, Mich.  
**Rosburg, Jerad; '17-18-19 D Clarksville, Md.**  
 Ross, Tom; '73-74-75-76 F Dearborn, Mich.  
 Roth, Ronald; '65-66 D St. Paul, Minn.  
 Rowe, Andrew; '08-09-10 F Muskegon, Mich.  
 Roy, Robert; '53-54-55 F Hancock, Mich.  
 Rucks, Arron; '79 F Santa Ana, Calif.  
 Russell, Kerry; '88-89-90-91 F Kamloops, B.C.  
 Russo, Patrick; '68-69-70 F Sault Ste. Marie, Mich.

## SSSS

**Saliba, Sam; '17-18-19 F Lincolnshire, Ill.**  
 Sanford, Brennan; '16-17-18-19 F East Lansing, Mich.  
 Sauve, Joseph; '54-55 D Regina, Sask.  
**Scarsella, Anthony; '17-18-19 D White Lake, Mich.**  
 Schuster, John; '65-66-67 F Wyandotte, Mich.  
 Scialli, Vincent; '67-68 F Birmingham, Mich.  
 Schepke, Matthew; '07-08-09 F Warren, Mich.  
 Schneider, Mike; '81-82-83-84 St. Clair Shores, Mich.  
 Scott, Bill; '01-02-03 Toronto, Ont.

47; 21-33--54 26-55  
 141; 17-37--54 42-87  
 Manager  
 111; 17-24--41 77-178  
 12; 0-0-0 1-2  
 54; 2-11--13 41-103

## GP; G-A-P

2; 0-1--1 0-0  
 126; 43-36--79 80-170  
 N/A; 39-46--85 19-41  
 127; 33-45--78 123-255  
 N/A; 8-5--13 15-33  
 165; 27-41--68 118-282  
 71; 18-19--37 10-23  
 66; 5-4--9 4-8  
 109; 2-20--22 75-152  
 123; 36-40-76 24-48  
 156; 26-34--60 148-308  
 N/A; 0-0-0 0-0  
 Manager  
 118; 9-58-67 43-86  
 171; 82-77--159 119-257  
 76; 10-9--19 9-18  
 65; 4-5--9 21-42  
 N/A; 27-51--78 19-46  
 N/A; 6-11--17 53-117  
 N/A; 13-27--40 84-181  
 N/A; 6-6--12 34-71  
 N/A; 7-7--14 5-10  
 150; 8-36--44 102-283  
 53; 4-13--17 52-116  
 55; 3-15--18 39-81

## GP; G-A-P

48; 11-20-31 36-72

## GP; G-A-P

78; 27-37--64 59-118  
 Manager  
 82; 10-27--37 34-76  
 N/A; 20-28-48 46-124  
 132; 35-34-69 123-251  
 N/A; 11-15--26 4-8  
 178; 107-89--196 98-196  
 138; 96-129--225 102-204  
 116; 2-17--19 34-76  
 139; 24-52--76 27-76  
 89; 10-33--43 57-127  
 72; 56-53--109 44-122  
 66; 17-13--30 11-25  
**105; 8-30--38 39-111**  
 155; 138-186--324 47-94  
 9; 0-1--1 2-4  
 94; 26-23-49 30/60  
 Manager  
 30; 10-17--27 11-25  
 176; 56-86--142 95-198  
 83; 21-26--47 21-45

## GP; G-A-P

**107; 20-17--37 20-40**  
 138; 17-19--36 59-126  
 N/A; 3-7--10 29-85  
**18; 1-0--1 3-6**  
 39; 0-2--2 0-0  
 Manager  
 98; 28-26-54 50-122  
 Manager  
 Manager



Jeff Petry




Tom Ross



Bobby Reynolds




Daryl Rice



Craig Simpson



## ALL-TIME LETTERWINNERS



Jim Slater



Brian Smolinski



Steve Swistak



Real Turcotte



Daniel Vukovic

Selep, Justin; '17  
Sergeant, Dale; '54  
Shalawly, Bill; '91-92-93  
Shean, Joseph '09-11  
Shelgren, Brock '09-10-11-12  
Shepherd, Craig; '88, '90  
Shibicky, Bill; '84-85-86-87  
Short, Jack; '73-74  
Shutt, William; '79-80-81  
Sibbald, John; '52  
Siegel, Donald; '77  
Silka, Frank; '60-61-62  
Simpson, Craig; '84-85  
Sipola, William; '70-71-72-73  
Skinner, Peder; '05  
Slack, Michael; '76  
Slater, Chris; '94-95-96  
Slater, Jim; '02-03-04-05  
Smith, Chris; '93-94-95-96  
**Smith, Jake; '18-19**  
Smith, Thomas; '75  
Smith, William; '66-67  
Smolinski, Bryan; '90-91-92-93  
Smyl, Harvey; '83-84-85  
Snively, Chris; '04-05-06-07  
Sokoll, Randolph; '69-70-71  
Sorenson, Tanner; '12-13-14-15  
Sprague, Jay; '07-08-09-10  
Springer, Ronald; '68-69  
**Stachowiak, Wojciech; '19**  
Stenglein, JT; '14-15-16-17  
**Stevens, Brady; '18-19**  
Stevenson, Cam; '18-19  
Stewart, Michael; '90-91-92  
St. Jean, Donald; '72  
Stoltzner, Mike; '78-79-80-81  
Sturges, A.J.; '12  
Sturges, Daniel; '07-08-09  
Sturges, John; '73-74-75-76  
Suarez, Joseph; '50-51  
Sucharski, Nick; '06-07-08-10  
Suk, Steve; '92-93-94-95  
Sullivan, Chris; '93-94-95  
Sutton, Daniel; '78-79-80-81  
Swanson, Alan; '68-69-70  
Swistak, Steve; '04  
Sylvester, Dean; '95  
Sylvia, Richard; '53

## TTTT

Taylor, David; '81-82-83-84  
Thelen, A.J.; '04  
Thomas, Arthur; '61-62-63  
Thomas, John; '52-53-54  
Thomas, Nigel; '80-81-82-83  
Thompson, Donald; '70-71-72  
Thompson, Michael; '90-91-92  
Tilley, Thomas; '85-86-87-88  
Tosto, Rick; '86  
Tropp, Corey; '08-09-10  
Turcotte, Real; '60-61-62-63  
Turek, Ryan; '07-08  
Turner, Bart; '91-92-93-94  
Tuzzolino, Tony; '94-95-96-97

## VVVV

Van Meter, Clifford; '58  
Vanstaaldhuizen, Bart; '93-94-95-96  
Vedejs, Dainis; '64-65  
Volmar, Douglas; '65-66-67  
Vukovic, Daniel; '05-06-07-08

F Upper St. Clair, Pa. 1; 0-0-0 0-0  
F Rochester, Minn. N/A; 0-0-0 0-0  
F Warren, Mich. 64; 11-13-24 19-38  
F Pleasant Lake, Mich. 49; 3-2-5 15-30  
D Chicago, Ill. 138; 8-21-29 33-66  
F Edina, Minn. 54; 6-2-8 22-44  
F Burnaby, B.C. 161; 86-136-222 159-323  
Orchard Lake, Mich. Manager  
D Mississauga, Ont. 80; 1-15-16 47-108  
F Sault Ste. Marie, Mich. N/A; 3-2-5 1-2  
F Muskegon, Mich. 20; 1-4-5 5-10  
D Detroit, Mich. 74; 9-26-35 23-46  
C London, Ont. 88; 45-96-141 34-71  
F Virginia, Minn. 105; 26-27-53 18-36  
F Isle-aux-Morts, N.F. 23; 0-4-4 1-2  
F D'Anjou, Que. 10; 1-1-2 3-6  
D Mattawan, Mich. 99; 11-48-59 37-74  
F Lapeer, Mich. 157; 64-108-172 72-144  
D Canton, Mich. 131; 21-38-59 80-160  
**F East Amherst, N.Y. 43; 2-4-6 7-14**  
D Springfield, Mass. 40; 1-3-4 20-48  
Ypsilanti, Mich. Manager  
F Genoa, Ohio 158; 80-101-181 97-219  
F St. Paul, Alta. 120; 26-37-63 110-258  
D Lancaster, Pa. 132; 7-36-43 30-68  
F Detroit, Mich. 88; 45-41-86 31-62  
F Anchorage, Alaska 104; 18-17-35 16-32  
F Georgetown, Ont. 75; 6-14-20 29-58  
D St. Clair Shores, Mich. 21; 1-0-1 5-10  
**F Gdansk, Poland 27; 4-0-4 2-4**  
F Greece, N.Y. 87; 14-16-30 31-81  
**F Ann Arbor, Mich. 55; 7-3-10 11-22**  
Walled Lake, Mich. Manager  
D Indus, Alta. 90; 6-21-27 45-109  
F Sudbury, Ont. 38; 9-14-23 7-14  
F Arlington Hts., Ill. 127; 19-33-52 29-66  
D Madison, Wis. 25; 2-0-2 5-10  
F Madison, Wis. 84; 4-6-10 16-32  
F Scarborough, Ont. 149; 77-132-209 123-287  
D Dearborn, Mich. N/A; 1-3-4 12-32  
F Toronto, Ont. 161; 29-48-77 46/92  
C Riverwoods, Ill. 165; 39-130-169 52-104  
D Hull, Mass. 62; 3-7-10 27-55  
D Rexdale, Ont. 109; 12-39-51 78-164  
D/F Marquette, Mich. 83; 13-18-31 26-52  
F West Bloomfield, Mich. 36; 2-2-4 5-18  
F Hanson, Mass. 40; 15-15-30 11-38  
D Belmont, Mass. N/A; 0-0-0 0-0

## GP; G-A-P

165; 12-55-67 59-137  
74; 11-29-40 49-98  
94; 33-30-63 2-4  
N/A; 8-18-26 25-50  
121; 14-15-29 17-34  
90; 65-91-156 53-125  
51; 6-9-15 12-24  
167; 25-62-87 98-198  
30; 4-8-12 5-10  
100; 29-41-70 38-111  
74; 32-60-92 15-38  
80; 0-9-9 27-54  
145; 22-28-50 62-133  
157; 39-58-97 154-371

## GP; G-A-P

Manager  
150; 3-28-31 71-142  
13; 0-1-1 2-4  
90; 74-49-123 70-178  
145; 11-28-39 32-64

## PIM

59-137  
49-98  
2-4  
25-50  
17-34  
53-125  
12-24  
98-198  
5-10  
38-111  
15-38  
27-54  
62-133  
154-371

## PIM

71-142  
2-4  
70-178  
32-64



## ALL-TIME LETTERWINNERS

## W W W W

Waks, Charles; '54-55	F	Winnipeg, Man.
Walrod, Kevin; '10-11-12-13	F	Westside, B.C.
Walsh, Travis; '13-14-15-16	D	Haslett, Mich.
Ward, James; '52-53-54-55	F	Portland, Ore.
Warda, Ben; '09	F	Lake Orion, Mich.
Ware, Mike; '93	F	Toronto, Ont.
Warner; Brandon; '04-07	D	Huntertown, Ind.
Watt, John Michael; '95-96-97	F	Seaforth, Ont.
Watt, William; '68-69-70	F	Duluth, Minn.
Weaver, Mike; '97-98-99-00	D	Bramalea, Ont.
Welch, Russell; '77-78-79-80	F	Hastings, Minn.
Werner, Edward; '54	F	Wellesley, Mass.
White, Peter; '89-90-91-92	F	Montreal, Que.
Whitten, Damon; '98-99-00-01	F	Brighton, Mich.
Wiegand, Josh; '94	F	Northville, Mich.
Wiggin, Conrad; '79	D	Etobicoke, Ont.
Wilkinson, Bradley; '78	D	Ann Arbor, Mich.
Wilkinson, Neil; '87	D	Selkirk, Man.
Williams, Mark; '63	D	Duluth, Minn.
Wolfe, David; '52		Glen Cove, N.Y.
Wolfe, Greg; '11-12-13-14	F	Canton, Mich.
Wood, Connor; '15-16-17	F	Bloomfield Hills, Mich.
Woodward, Rob; '90-91-92-93	F	Deerfield, Ill.
Woolley, Jason; '89-90-91	D	North York, Ont.
Worden, Scott; '91-92-93-94	F	Port Huron, Mich.

## Y Y Y Y

York, Michael; '96-97-98-99	F	Waterford, Mich.
-----------------------------	---	------------------

## Z Z Z Z

Zacks, Kenneth; '59-60-61		Hamden, Conn.
---------------------------	--	---------------

## GP; G-A-P

3-10--13
123; 16-28-44
141; 3-45--48
37-51--88
33; 1-4-5
20; 1-1--2
45; 3-6--9
117; 53-45--98
84; 25-37--62
163; 5-43--48
142; 78-112--190
1-2--8
172; 75-155--230
166; 35-40--75
36; 4-3--7
31; 2-8--10
9; 0-1--1
19; 3-4--7
23; 2-3--5
Manager
147; 35-54--89
91; 3-6--9
155; 48-47--95
132; 37-107--144
153; 9-20--29

## PIM

3-6
31-62
45-90
28-59
12-24
11-22
12-24
109-233
58-136
97-202
53-132
4-8
41-83
104-257
21-42
25-53
2-4
9-18
11-22
24-59
3-6
79-170
38-76
62-124

## GP; G-A-P

158; 79-122--201
------------------

## PIM

65-141
--------

## GP; G-A-P

Manager
---------

## PIM



Mike Weaver



Rob Woodward



Mike York



## ALL-TIME LETTERWINNERS



Chad Alban



Gaye Cooley



Norm Foster



Jeff Lerg



Ron Scott

## Goaltenders


NAME	HOMETOWN	GP	GAA	SVS	PEN-MIN
Alban, Chad; '95-96-97-98	Kalamazoo, Mich. (1-9--10)	128	2.46	2,735	14-39
Altobelli, Aldo; '57-58	West Springfield, Mass.	N/A	1.50	31	
Belland, Douglas; '79-80	Sudbury, Ont.	32	5.66	984	
Bergin, Gerald; '52-53;	Detroit, Mich.	N/A	5.00	550	
Blackburn, Joe; '98-99-00-01	Livonia, Mich.	57	1.76	1,156	2-4
Bowen, Thomas; '73-74	Birmingham, Mich.	12	4.41	415	
Brekken, Jon; '82-83	Crookston, Minn.	5	2.84		
Brusseau, Michael; '96-97	Detroit, Mich.	21	3.67	135	3-17
Buzak, Michael; '92-93-94-95	Edmonton, Alta.	109	2.98	2,836	6-12
Carr, Gary; '74	Rexdale, Ont.	28	4.43	989	
Chandik, John; '61-62-63	Port Colborne, Ont.	44	3.80	1,780	
Clark, Ron; '72-73-74-75	Fredericton, N.B.	73	4.25	2,430	
Cooley, Gaye; '66-67	North Bay, Ont.	41	3.62	1,344	
<b>DeRidder, Drew; '19</b>	<b>Fenton, Mich.</b>	<b>17</b>	<b>3.23</b>	<b>520</b>	
Duffett, Richard; '68-69-70-71	Kirkland, Ont.	61	3.54	1,809	
Essensa, Bob; '84-85-86-87	Toronto, Ont. (0-5--5)	79	2.68	1,737	1-2
Fisher, Gerald; '65-66-67	Detroit, Mich.	39	4.05	1,074	
Foster, Norm; '84-85-86-87	Vancouver, B.C. (0-5--5)	104	3.14	2,407	4-8
Gemmel, Taylor; '96	Calgary, Alta.	1	0.00	3	
Gilmore, Mike; '89-90-91-92	Farmington Hills, Mich. (0-3--3)	64	2.91	1,475	3-6
Gresl, Mike; '97-98-99-00	Amherst Junction, Wis.	10	1.71	206	
Hildebrand, Jake; '13-14-15-16	Butler, Pa. (0-1--1)	133	2.54	3,826	
Howell, Carl; '65	Muskegon, Mich.	N/A	1.80	77	
Jaros, Bobby; '08-10	Crystal Lake, Ill.	18	2.07	308	
Johnson, Robert; '68-69-70	Farmington, Mich.	36	4.32	1,051	
Kruse, Eric; '92-93-94	Ann Arbor, Mich.	15	3.98	301	
LaPointe, James; '73	Ann Arbor, Mich.	1	5.00	20	
Lerg, Jeffrey; '06-07-08-09	Livonia, Mich. (0-4--4)	146	2.38	3,996	
<b>Lethemon, John; '17-18-19</b>	<b>Farmington Hills, Mich. (0-1--1)</b>	<b>68</b>	<b>3.13</b>	<b>1,723</b>	
Maas, Greg; '76	Fraser, Mich.	2	6.85	100	
Mazzoleni, Mark; '77-78-79-80	Green Bay, Wis.	64	5.41	2,094	
Migliaccio, Matt; '02-03-04-05	Wyandotte, Mich. (0-3--3)	58	2.57	1,436	2-4
Miller, Ryan; '00-01-02	East Lansing, Mich. (0-6--6)	116	1.54	2,600	
Minnery, Ed; '15-16-17-18	Wind Gap, Pa.	38	3.74	.882	
Mnich, Steve; '08	Northville, Mich.	0	0.00	0	
Muzzatti, Jason; '88-89-90-91	Woodbridge, Ont. (0-18--18)	130	3.23	2,928	40-97
Nowland, Tom; '85	Ann Arbor, Mich.	1	3.70	55	
Palmisano, Drew '09-10-11-12	Ann Arbor, Mich. (0-3--3)	81	2.71	2,194	5-10
Phillips, Nate; '16	Jackson, Mich.	1	0.00	1	
Reid, Delmar; '50-51-52	East Lansing, Mich.	N/A	7.02	1,260	
Schiller, Edward; '54-55-56	Winnipeg, Man.	N/A	4.26	2,097	
Scott, Ron; '81-82-83	Guelph, Ont. (0-8--8)	112	3.08	2,884	8-16
Selinger, Joseph; '57-58-59	Regina, Sask.	N/A	3.09	1,973	
Sexsmith, James; '99	Ann Arbor, Mich.	N/A	0.00	0	
Shackelford, John; '53	Grosse Pointe, Mich.	N/A	3.75	216	
Shoppell, Nathan; '02	DeWitt, Mich.		Service Award		
Stewart, Jamie; '88-89-90	Langley, B.C. (0-1--1)	21	4.07	436	1-2
Sveden, Ronald; '54-55	Needham, Mass.	N/A	3.65	342	
Szykiel, John; '76-77	East Lansing, Mich.	22	7.43	120	
Terpay, Alex; '64-65	Tonawanda, N.Y.	32	4.00	332	
Tobe, Justin; '03	Northville, Mich.	6	4.80	171	
Tocco, Rod; '04-05	St. Clair Shores, Mich.	0	0.00	0	
Trocinski, Robert; '81-82	Rochester, Mich.	8	4.00	299	
VanSpybrook, Eldon; '58, '60	Wallaceburg, Ont.	24	5.41	790	
Versical, David; '76-77-78	Grosse Pointe Shores, Mich.	24	5.12	3,108	
Vicari, Dominic; '04-05-06	Clinton Township, Mich. (0-1--1)	83	2.37	2,083	2-4
Watt, James; '70-71-72	Duluth, Minn.	86	3.82	1,897	
Wherley, James; '61	International Falls, Minn.	63	5.57	271	
Woolf, Harry; '62-63-64	Brookline, Mass.	N/A	5.00	666	
<b>Wright, Spencer; '18-19</b>	<b>Farmington Hills, Mich.</b>	<b>0</b>	<b>0.00</b>	<b>0</b>	
Yanakeff, Will; '11-12-13-14	Jerome, Mich. (0-1--1)	58	2.58	1,580	2-4

(career scoring in parentheses; active players in **bold italic**)



## ALL-TIME CAPTAINS

Year	Captain(s)	Alternate Captain(s)	Year	Captain(s)	Alternate Captain(s)
1922	No Captains		1985-86	Don McSween	Mitch Messier, Kevin Miller
1923	No Captains		1986-87	Don McSween	Mitch Messier, Kevin Miller
1924	No Team		1987-88	Tom Tilley	Danton Cole,
1925	Geo Delisle				Chris Luongo, Brian McReynolds
1926	Carl Moore		1988-89	Chris Luongo	Danton Cole, Don Gibson
1927	Paul Hackett		1989-90	Don Gibson	Steve Beadle, Kip Miller
1928	Rubin Hancock		1990-91	Walter Bartels	Jim Cummins, Jason Woolley
1929	Harry Burris		1991-92	Wally Messier	Dwayne Norris,
1930	Warner				Michael Stewart, Mike Gilmore
1931-49	No Teams		1992-93	Bryan Smolinski	Wes McCauley
1950	William Blair, James Doyle		1993-94	Bart Turner	Rem Murray, Scott Worden
1950-51	William Blair, James Doyle		1994-95	Rem Murray	Anson Carter, Steve Guolla
1951-52	William McCormick, Conrad Buck		1995-96	Anson Carter	Tyler Harlton, Bart Vanstaalduinen
1952-53	Richard Northey, Richard Lord		1996-97	Tyler Harlton	Tony Tuzzolino, Mike Watt
1953-54	John Thomas		1997-98	Tyler Harlton	Shawn Berens, Mike York
1954-55	Henry Campanini		1998-99	Mike York	Bryan Adams, Shawn Horcoff
1955-56	John Polomsky, Edward Schiller		1999-00	Shawn Horcoff	Rustyn Dolny, Mike Weaver
1956-57	Bob Jasson		2000-01	Rustyn Dolny	Adam Hall, Damon Whitten
1957-58	Bob Jasson		2001-02	Adam Hall	Andrew Hutchinson, Brad Fast
1958-59	Joe Polano		2002-03	Brad Fast	John-Michael Liles,
1959-60	Jack Roberts				Brian Maloney, Jim Slater
1960-61	Andre LaCoste		2003-04	Jim Slater	Joe Markusen,
1961-62	Frank Silka	Real Turcotte, Walt Johnstone			Adam Nightingale, Mike Lalonde
1962-63	Dick Johnstone		2004-05	Jim Slater	Adam Nightingale,
1963-64	Carl Lackey				Jared Nightingale, Drew Miller
1964-65	Doug Roberts		2005-06	Drew Miller	Colton Fretter,
1965-66	Mike Coppo	Don Heaphy			Jared Nightingale, Corey Potter
1966-67	Mike Jacobson	Thomas Mikkola	2006-07	Chris Lawrence	Bryan Lerg, Ethan Graham
1967-68	Richard Bois				Tyler Howells, Chris Mueller
1968-69	Ken Anstey	Bob DeMarco	2007-08	Bryan Lerg	Justin Abdelkader, Tim Kennedy
1969-70	Alan Swanson				Jeff Lerg, Chris Mueller
1970-71	Randy Sokoll		2008-09	Jeff Lerg	Tim Crowder, Brandon Gentile, Jeff Petry
1971-72	Gilles Gagnon, James Watt		2009-10	Jeff Petry, Nick Sucharski	Corey Tropp, Andrew Rowe
1972-73	Gilles Gagnon, William Sipola		2010-11	Torey Krug	Dustin Gazley, Trevor Nill
1973-74	Mark Calder	Chris Murfey	2011-12	Torey Krug	Trevor Nill
1974-75	Dennis Olmstead	Paul Pavelich	2012-13	Greg Wolfe	Anthony Hayes,
1975-76	Tom Ross	Daryl Rice			Matt Grassi, Chris Forfar
1976-77	David Kelly		2013-14	Greg Wolfe	
1977-78	Dave Versical	Doug Counter	2014-15	Mike Ferrantino	Joe Cox,
1978-79	Jeff Barr				Justin Hoomaian, Travis Walsh
1979-80	Russell Welch	Ted Huesing	2015-16	Mike Ferrantino	Joe Cox,
1980-81	Ken Paraskevin	Mark Hamway, Dan Sutton, Leo Lynett			Justin Hoomaian, Travis Walsh
1981-82	Mark Hamway	Ken Leiter, Newell Brown, Frank Finn	2016-17	Joe Cox	Thomas Ebbing, Rhett Holland
1982-83	Mark Hamway	Ken Leiter, Newell Brown, Dan McFall	2017-18	-	Carson Gatt, Sam Saliba, Brennan Sanford
1983-84	Newell Brown	Dan McFall, Kelly Miller, Don McSween	2018-19	Sam Saliba	Taro Hirose, Cody Milan, Brennan Sanford
1984-85	Dan McFall, Kelly Miller, Don McSween		2019-20	Sam Saliba, Tommy Apap	Patrick Khodorenko, Jerad Rosburg



Mark Hamway, Don McSween, Mike Ferrantino



## SPARTANS BY THE NUMBERS

## 1

Delmar Reid, 1950-52  
 Gerald Bergin, 1951-53  
 Edward Schiller, 1953-56  
 Joseph Selinger, 1956-59  
 Eldon VanSpybrook, 1957-60  
 John Chandik, 1960-63  
 Harry Woolf, 1961-64  
 Alex Terpay, 1963-65  
 Carl Howell, 1964-65  
 Gerald Fisher, 1964-67  
 Robert Johnson, 1967-70  
 James Watt, 1969-72  
 Ron Clark, 1971-75  
 James LaPointe, 1972-73  
 Thomas Bowen, 1972-74  
 Gary Carr, 1973-74  
 David Versical, 1975-78  
 Douglas Belland, 1978-80  
 Tom Nowland, 1984-85  
 Eric Kruse, 1991-94  
 Mike Gresl, 1996-2000  
 Nathan Shopbell, 2000-01  
 Rod Tocco, 2002-05  
 Jeff Lerg, 2005-09

**Drew DeRidder, 2018-present**

## 2

Joseph Suarez, 1950-51  
 Arthur Barker, 1955-56  
 Robert Norman, 1957-60  
 Carl Lackey, 1961-64  
 Robert Brawley, 1964-67  
 Daniel O'Connor, 1968-69  
 David Roberts, 1969-72  
 Christopher Murfey, 1971-74  
 Jack Johnson, 1974-77  
 James Clifford, 1977-81  
 Donald Gibson, 1986-90  
 Nicolas Perreault, 1990-94  
 Jon Gaskins, 1994-98  
 Jon Insana, 1998-2002  
 Corey Potter, 2002-2006  
 Jeff Petry, 2007-10  
 Chris Sandmeyer, 2010-12  
 Zach Osburn, 2015-19

## 3

James Doyle, 1950-51  
 Robert Barry, 1951-53  
 Derio Nicol, 1951-55  
 John Polomsky, 1953-56  
 Elwood Miller, 1955-56, 1958-59  
 Robert Armstrong, 1957-60  
 Jack Foote, 1959-60  
 Gustaf Hendrickson, 1959-62  
 Richard Bois, 1965-68  
 Michael DeMarco, 1968-71  
 Norman Barnes, 1971-74  
 Theodore Huesing, 1976-80  
 Daniel Hiatt, 1980-81  
 Neil Davey, 1983-84  
 Brad Hamilton, 1985-89  
 Michael Stewart, 1989-92

Brody Brandstatter, 1997-2000  
 Duncan Keith, 2001-02  
 Chris Snavely, 2003-07  
 A.J. Sturges, 2007-08  
 Joel Arseneault, 2015-16

## 4

Richard Northey, 1950-53  
 Richard Sylvia, 1952-53  
 Robert Jasson, 1955-58  
 Frank Silka, 1959-62  
 Donald Heaphy, 1963-66  
 Nelson DeBenedet, 1964-69  
 Daniel Finegan, 1968-71  
 Uve Drews, 1970-74  
 Timothy McDonald, 1974-78  
 William Shutt, 1978-81  
 Brad Beck, 1982-86  
 Steve Beadle, 1986-90  
 Steve Norton, 1990-94  
 Chris Bogas, 1995-99  
 John-Michael Liles, 1999-2003  
 Ethan Graham, 2003-07  
 Trevor Nill, 2008-12  
 Travis Walsh, 2012-16  
**Anthony Scarsella, 2016-present**

## 5

Conrad Buck, 1950-52  
 Henry Campanini, 1952-55  
 Gordon Lassila, 1955-56  
 Bruno Pollesel, 1956-59  
 Gustaf Carlson, 1959-60  
 Robert Kempf, 1959-61  
 Jack Ford, 1962-65  
 Mark Williams, 1962-63  
 Thomas Purdo, 1964-66  
 Robert DeMarco, 1966-69  
 Robert Boyd, 1970-73  
 Kelly Cahill, 1973-76  
 Peter Feamster, 1976-77  
 Bradley Wilkinson, 1977-78  
 Ken Leiter, 1979-83  
 Don McSweeney, 1983-87  
 Jason Woolley, 1988-91  
 Chris Sullivan, 1992-95  
 Mike Weaver, 1996-2000  
 Joe Markusen, 2000-2004  
 Justin Johnston, 2006-07  
 Brock Shelgren, 2008-12  
 Ron Boyd, 2012-15

## 6

William Blair, 1950-51  
 Joseph Sauve, 1953-55  
 Edward Pollesel, 1956-59  
 Melvin Christofferson, 1957-60  
 Daniel Daley, 1960-63  
 Douglas French, 1965-68  
 Georges Charest, 1968-69  
 Herbert Price, 1969-71  
 Patrick Betterly, 1974-76, 1977-78  
 Jeff Bacon, 1978-79  
 Daniel McFall, 1981-85  
 Chris Luongo, 1985-89

James Lambros, 1991-92  
 Tyler Harlton, 1994-98  
 Steve Clark, 1999-2003  
 Tom Goebel, 2003-05  
 Brandon Gentile, 2005-07  
 Andrew Rowe, 2007-10  
 Brandon Carney, 2011-13  
 Chris Knudson, 2013-17

## 7

Cornelius Bristol, 1950-51  
 Bertrand Pomerleau, 1953-56  
 Alfred DeVuono, 1956-59  
 Thomas Boucher, 1957-58, 1959-61  
 Terry Moroney, 1957-60  
 Michael Coppo, 1963-66  
 Stuart Forrest, 1964-65  
 Robert Fallat, 1965-68  
 Donald Thompson, 1969-72  
 Steven Colp, 1972-76  
 Joseph Campbell, 1975-78  
 Joseph Omiccioli, 1978-82  
 Harvey Smyl, 1982-85  
 Danton Cole, 1985-89  
 Jeff Pitawanakwat, 1989-91  
 Chris Smith, 1992-96  
 Brad Hodgins, 1996-2000  
 Tim Hearon, 2000-2003  
 Colton Fretter, 2003-2006  
 Matt Shounieya, 2006  
 Tim Buttery, 2008-12  
 John Draeger, 2012-16

**Damian Chrcck, 2016-present**

## 8

William McCormick, 1950-52  
 Joseph Polano, 1956-59  
 James Atack, 1958-61  
 Doug Roberts, 1962-65  
 William Faunt, 1964-67  
 Robert Michelutti, 1969-72  
 Brendon Moroney, 1972-76  
 Russell Welch, 1976-80  
 Newell Brown, 1980-84  
 Kevin Miller, 1984-88  
 Mark Hirth, 1988-89  
 Rem Murray, 1991-95  
 Curtis Gemmel, 1995-99  
 Aaron Hundt, 2000-2002  
 Colton Fretter, 2002-03  
 Brandon Warner, 2003-07  
 Brandon Gentile, 2007-09  
 Chris Forfar, 2009-2012  
 Josh Jacobs, 2014-15

**Cole Krygier, 2018-present**

## 9

Gordon King, 1951-55  
 Keith Christofferson, 1956-58  
 Thomas Mustonen, 1958-61  
 Anthony Elliot, 1961-64  
 Douglas Volmar, 1964-67  
 William Watt, 1967-70  
 Frank DeMarco, 1969-73  
 Richard Cregg, 1972-73

Robert Harris, 1974-77  
 David Gandini, 1977-79  
 Michael Stoltzner, 1977-81  
 Gord Flegel, 1981-85  
 Joe Murphy, 1985-86  
 Kip Miller, 1986-90  
 Michael Burkett, 1990-94  
 Sean Patchell, 1997-2001  
 Brock Radunske, 2001-2003  
 Nenad Gajic, 2003  
 Peder Skinner, 2004-2005  
 Justin Abdelkader, 2006-2008  
 Daultan Leveille, 2008-12  
 Connor Wood, 2013-17  
**Mitchell Lewandowski, 2017-present**

## 10

Richard Lord, 1950-53  
 John Mays, 1951-54  
 Eugene Grazia, 1954-58  
 Richard Hamilton, 1956-59  
 Andre LaCoste, 1958-61  
 Martin Quirk, 1960-63  
 Michael Jacobson, 1964-67  
 Gilles Gagnon, 1969-73  
 David Kelly, 1973-77  
 Paul Gottwald, 1978-80  
 Geir Hoff, 1985-87  
 Kelly Miller, 1981-85  
 Scott Worden, 1990-94  
 Shawn Horcoff, 1996-2000  
 Kevin Estrada, 2001-05  
 Tim Kennedy, 2005-08  
 Dustin Gazley, 2008-2011  
 Tanner Sorenson, 2011-2015

**Sam Saliba, 2016-present**

## 11

Robert Gorman, 1950-51  
 William MacKenzie, 1955-59  
 Jack Roberts, 1957-60  
 Arthur Thomas, 1960-63  
 Kenneth Anstey, 1966-69  
 Alan Swanson, 1967-70  
 Michel Charest, 1969-73  
 Mark DeCenzo, 1974-78  
 Robert Martin, 1979-83  
 Jeff Parker, 1983-86  
 Neil Wilkinson, 1986-87  
 Kerry Russell, 1987-91  
 Steve Guolla, 1991-95  
 Mike Jalaba, 1997-98  
 Steve Jackson, 2000-2002  
 Adam Nightingale, 2003-05  
 Bryan Lerg, 2005-2008  
 Brett Perlini, 2008-12  
 Rhett Holland, 2012-17  
**Tommy Apap, 2017-present**



## SPARTANS BY THE NUMBERS

## 12

George Bolton, 1950-51, '52-53, '55-56

Robert Revou, 1950-53  
John Sibbald, 1951-52  
Ross Parke, 1955-58  
Walter Johnstone, 1960-63  
Brian McAndrew, 1964-67  
Alan Laking, 1969-72  
Tom Ross, 1972-76  
Darryl DiPace, 1977-79  
Nigel Thomas, 1979-83  
Mitchell Messier, 1983-87  
Shawn Heaphy, 1987-91  
Scott Dean, 1991-93  
Dean Sylvester, 1994-95  
Kevin O'Keefe, 1996-98  
Shawn Mather, 1998-99  
David Booth, 2002-2006  
Mike Merrifield, 2008-10  
Ryan Keller, 2012-16

**Tommy Miller, 2017-present**

## 13

Ryan Turek, 2006-08  
Mike Merrifield, 2010-12  
Brennan Sanford, 2015-19

## 14

Weldon Olson, 1951-55  
John Thomas, 1951-54  
Gary Bowman, 1957-58  
Thomas Lackey, 1960-63  
Nino Cristofoli, 1965-68  
Randolph Sokoll, 1968-71  
Dennis Olmstead, 1971-75  
Kevin Coughlin, 1975-78  
Aaron Rucks, 1978-79  
Robert Bullock, 1980-81  
Michael Donnelly, 1982-86  
Dwayne Norris, 1988-92  
Brian Clifford, 1992-96  
Damon Whitten, 1997-2001  
Ash Goldie, 2001-2003  
Zak McClellan, 2004-2008  
Zach Josepher, 2009-11  
Nickolas Gatt, 2012-14  
Dylan Pavelek, 2014-18

**Adam Goodsir, 2018-present**

## 15

James Ward, 1951-55  
Glen MacDonald, 1956-59  
Real Turcotte, 1959-63  
Wayne Duffett, 1965-68  
Gerald DeMarco, 1968-71  
John Sturges, 1972-76  
James Cunningham, 1976-77  
Craig Lakian, 1978-82  
Dale Krentz, 1982-85  
Bobby Reynolds, 1985-89  
Bryan Smolinski, 1989-93  
Steve Ferranti, 1993-97  
Matt Kruczich, 1997-98

Steve Swistak, 2000-04  
Jeff Dunne, 2004-2008  
A.J. Sturges, 2008-12  
Mackenzie MacEachern, 2013-16  
**Christian Krygier, 2018-present**

## 16

Steven Raz, 1951-55  
Claude Fournel, 1959-63  
Leland Hathaway, 1966-68  
Robert Pattullo, 1967-70  
Mark Calder, 1970-74  
James Johnson, 1974-78  
Gary Harpell, 1978-82  
Bill Shibicky, 1983-87  
Pat Murray, 1987-90  
Steve Suk, 1991-95  
Bryan Adams, 1995-99  
Kris Koski, 1999-2003  
Tyler Howells, 2003-07  
Justin Johnston, 2007-10  
Dean Chelios, 2010-14

**Brody Stevens, 2017-present**

## 17

David Hendrickson, 1953-56  
Karl Jackson, 1953-56  
Joseph Balai, 1955-56  
Anthony Bonnacci, 1956-57  
Dainis Vedejs, 1963-65  
Charles Phillips, 1966-69  
Daryl Rice, 1972-76  
Bryan Cammett, 1976-77  
Dean Miller, 1977-79  
David Distel, 1979-80  
Lyle Phair, 1981-85  
Bruce Rendall, 1985-88  
Peter White, 1988-92  
Mike Ware, 1992-93  
Troy Ferguson, 1999-2003  
A.J. Thelen, 2003-05  
Matt Shouneyia, 2005-06  
Jay Sprague, 2006-10  
Matt Crandell, 2010-12  
Brock Krygier, 2012-15  
Taro Hirose, 2016-19

## 18

John Gipp, 1952-55  
John Shackelford, 1952-53  
Paul Hruby, 1956-59  
Albert Checco, 1959-61  
Lyle Miller, 1963-64  
Ronald Roth, 1964-66  
William Enrico, 1966-69  
Richard Houtteman, 1968-69, 70-71  
William Hourigan, 1973-74  
Marty McLaughlin, 1975-78  
Frank Finn, 1978-82  
James Lycett, 1986-88  
Michael Thompson, 1989-92  
Sean Berens, 1994-98  
Adam Hall, 1998-2002  
Nenad Gajic, 2002-03  
Chris Mueller, 2004-05

Justin Abdelkader, 2005-06  
Joey Shean, 2007-2008  
Kevin Walrod, 2009-2013  
JT Stenglein, 2013-14  
Carson Gatt, 2014-18  
**Wojciech Stachowiak, 2018-present**

## 19

Richard Golden, 1959-60  
Patrick Baldwin, 1960-63  
William Fifield, 1969-70  
Lawrence Jakinovich, 1970-72  
John Garvey, 1971-74  
Jeffery Addley, 1973-77  
Leo Lycett, 1977-81  
Daniel Beaty, 1981-83  
Rick Tosto, 1985-86  
David McAuliffe, 1989-90  
Bart Turner, 1990-94  
John Michael Watt, 1994-97  
Rustyn Dolynny, 1997-2001  
Jim Slater, 2001-05  
Chris Mueller, 2005-2008  
Joey Shean, 2008-11  
Matt DeBlouw, 2012-16  
David Keefer, 2017-19

**Nicolas Müller, 2019-present**

## 20

Stanley DuBois, 1953-56  
Aldo Altobelli, 1956-58  
Gary Panks, 1960-61  
Malcolm Orme, 1961-65  
Thomas Mikkola, 1964-67  
Michael Olson, 1967-70  
Paul Pavelich, 1971-75  
Donald St. Jean, 1971-72  
Kenneth Brothers, 1976-77  
Kenneth Paraskevini, 1977-81  
Thomas Anastos, 1981-85  
Craig Shepherd, 1987-88, 1989-90  
Rob Woodward, 1989-93  
Josh Wiegand, 1993-94  
Brian Maloney, 1999-2003  
Chris Lawrence, 2003-07  
Ben Warda, 2008-09  
Anthony Hayes, 2009-10  
Michael Ferrantino, 2012-16  
Justin Selepe, 2016-17

**Josh Nodler, 2019-present**

## 21

Carl Peterson, 1956-57  
James Wherley, 1960-61  
John Schuster, 1964-67  
Richard Olson, 1969-72  
Darl Bolton, 1972-76  
Paul Klasinski, 1976-79  
Andre Lamarche, 1980-83  
Thomas Tilley, 1984-88  
Rod Brind'Amour, 1988-89  
Wes McCauley, 1989-93  
Brian Crane, 1993-97  
John Nail, 1997-2001  
Mike Lalonde, 2001-05  
Dustin Gazley, 2007-08

Matt Crandell, 2008-10  
Anthony Hayes, 2010-13  
Joe Cox, 2013-17  
**Jake Smith, 2017-present**

## 22

Ronald Springer, 1967-69  
Robert Campbell, 1970-72  
Steven Oulahan, 1973-74  
Douglas Counter, 1975-78  
Conrad Wiggin, 1978-79  
Jeff Easley, 1980-84  
Sean Clement, 1984-88  
Joby Messier, 1988-92  
Anson Carter, 1992-96  
Andrew Bogle, 1997-2001  
Lee Falardeau, 2001-2004  
Bryan Lerg, 2004-05  
Nick Sucharski, 2005-10  
Lee Reimer, 2010-14  
JT Stenglein, 2014-17

**Dennis Cesana, 2018-present**

## 23

Gaye Cooley, 1965-67  
Dwight Lewis, 1969-71  
Dennis Hogan, 1969-72  
Gregory Ciungan, 1973-75  
Jeffery Barr, 1975-79  
Todd Gardiner, 1980-83  
Michael O'Toole, 1986-89  
Kelly Harper, 1990-94  
Mike Ford, 1995-99  
Pat Brush, 2000-2002  
Dan Sturges, 2005-06  
Adam Henderson, 2008-09  
Matt Grassi, 2009-13  
Cody Milan, 2015-19

**Jagger Joshua, 2019-present**

## 24

Norman Gaffney, 1968-70  
Ron Heaslip, 1975-77  
Marc Gagnon, 1977-78  
Lee Houtteman, 1979-80  
Gary Haight, 1980-85  
Jeff Harding, 1987-88  
Bart Vanstaalduinen, 1992-96  
Andrew Hutchinson, 1998-2002  
Jared Nightingale, 2002-06  
Matt Schepke, 2006-09  
Justin Hoomaiani, 2011-16  
**Austin Kamer, 2017-present**

## 25

Richard Duffett, 1967-71  
Thomas Smith, 1974-75  
Mitch Horsch, 1977-79  
Dee Rizzo, 1981-83, 1985-86  
Walter Bartels, 1987-91  
Matt Albers, 1991-94  
Mark Loeding, 1995-99  
Mike Porter, 2000-02  
Brock Radunske, 2003-04  
Jim McKenzie, 2004-07



## SPARTANS BY THE NUMBERS

Corey Tropp, 2007-10  
Brent Darnell, 2011-15

**26**

Glenn Menoni, 1972-74  
Daniel Sutton, 1977-81  
David Arkeilpane, 1985-87  
Christopher Marshall, 1987-88  
Charlie Elliott, 1991-92  
Taylor Clarke, 1994-96  
Joe Goodenow, 1998-2002  
Chad Hontvet, 2002-06  
Kurt Kivisto, 2006-09  
William Haag, 2013-17

**27**

Michael Slack, 1975-76  
Donald Siegel, 1976-77  
Tony Jelacie, 1977-78  
Mark Hamway, 1979-83  
Craig Simpson, 1983-85  
Brian McReynolds, 1985-88  
Jim Cummins, 1988-91  
Ryan Folkening, 1992-93  
Jeff Kozakowski, 1995-99  
Brad Fast, 1999-2003  
Drew Miller, 2003-06  
Dan Sturges, 2006-09  
Derek Grant, 2009-2011  
Matt Berry, 2011-15  
Mason Appleton, 2015-17  
**Mitchell Mattson, 2018-present**

**28**

Edward Lubanski, 1976-77  
Bradley Dredge, 1977-78  
Richard Fernandez, 1982-86  
Leif Gustafson, 1987-88  
Doug Garbarz, 1990-92  
Ryan Fleming, 1992-96  
Evan Shaw, 2002  
Daniel Vukovic, 2004-2008  
Andrew Conboy, 2008-09  
Thomas Ebbing, 2013-17  
**Gianluca Esteves, 2017-present**

**29**

David Taylor, 1980-84  
Jason Muzzatti, 1987-91  
Chad Alban, 1994-98  
Kurt Kivisto, 2005-06  
Drew Palmisano, 2008-12

**30**

Greg Maas, 1975-76  
John Szykiel, 1975-77  
Robert Trocinski, 1980-82  
Mike Gilmore, 1988-92  
Joe Blackburn, 1997-2001  
Matt Migliaccio, 2001-05  
Steve Mnich, 2005-08  
Jake Hildebrand, 2012-16

**31**

Mark Mazzoleni, 1976-80  
Ron Scott, 1980-83  
**John Lethemon, 2016-present**

**32**

Michael Buzak, 1991-95  
Kyle McMahon, 2009-11  
Nathan Phillips, 2012-16

**33**

Robert Essensa, 1983-87  
Bill Shalawlyo, 1990-93  
Anthony Tuzzolino, 1993-97  
Justin Tobe, 2002-03

**34**

Zack Cisek, 2014-15

**35**

Taylor Gemmel, 1995-96  
Dominic Vicari, 2003-06  
Bobby Jarosz, 2006-10

**37**

Jamie Stewart, 1987-90  
Will Yanakeff, 2010-14

**39**

Mike Brusseau, 1995-97  
Jim Sexsmith, 1998-99  
Ryan Miller, 1999-2002

**40**

Tim Crowder, 2005-09  
Dean Chelios, 2009-10

**41**

Norman Foster, 1983-87  
Ash Goldie, 2003-05  
**Spencer Wright, 2016-present**

**42**

Jake Chelios, 2010-14

**44**

Chris Slater, 1993-96  
Mike Ratchuk, 2006-2008  
Torey Krug, 2009-12  
**Butrus Ghafari, 2016-present**

**45**

Ed Minney, 2014-18

**52**

Mitch Eliot, 2016-18

**55**

Richard Keyes, 1994-97  
**Patrick Khodorenko, 2016-present**

**57**

**Jerad Rosburg, 2015-present**

**61**

Mike York, 1995-99

**71**

**Logan Lambdin, 2016-present**

**86**

Greg Wolfe, 2010-14

**91**

Zach Golembiewski, 2009-11



Joe Blackburn



Jason Woolley





## SPARTANS IN THE MSU ATHLETICS HALL OF FAME

**Amo Bessone****Inducted - 1992**

- 1966 National Coach of the Year
- Five Big Ten Championships
- U.S. Hockey Hall of Fame inductee
- Led Spartans to first national title in 1966

**Weldon Olson****Inducted - 2001**

- 1953 Hockey MVP
- 1960 Olympic gold medalist
- 1956 Olympic silver medalist
- Olympic Hall of Fame
- 1993 Distinguished Hockey Alumnus Award

**Ron Mason****Inducted - 2010**


- Second-winningest college hockey coach in history (924 victories)
- Coached MSU's two Hobey Baker Award winners - Kip Miller and Ryan Miller
- Led MSU to an NCAA Championship, 17 CCHA regular-

season and playoff titles, and guided an all-time record 23 teams overall to the NCAA Tournament.

- Coached 35 All-Americans and 50 former Spartans who became NHLers

**Tom Ross****Inducted - 2007**

- Holds MSU career records with 324 points, 138 goals and 186 assists
- Second college player to reach 300-point mark
- 1975 and 1976 All-American
- NCAA record-holder with 72 power-play goals

**Kip Miller****Inducted - 2013**

- 1990 Hobey Baker Memorial Award winner, Hockey News / Bauer College Player of the Year and CCHA Player of the Year
- Two-time First-Team All-American and two-time First-Team All-CCHA selection
- Led the NCAA in scoring in

both 1988-89 (32 goals, 45 assists, 77 points) and 1989-90 (48-53-101)

- Spent 14 years in the pros, including 449 games in the NHL (74-165--239 career scoring line)

**Doug Volmar****Inducted - 1992**

- 1966 All-American
- 1966 WCHA All-Star
- Member of 1968 U.S. Olympic hockey team

**Ryan Miller****Inducted - 2013**

- 2001 Hobey Baker Memorial Award winner, USA Hockey College Player of the Year and First-Team All-American
- Two-time CCHA Player of the Year and 2001 CCHA Tournament MVP
- NCAA all-time leader in career

save percentage (.941) and shutouts (26) while ranking second in career goals against average (1.54)

- 2010 Olympic MVP/silver medalist and NHL Vezina Trophy (top goalie) winner

**Mike York****Inducted - 2015**

- Two-time First-Team All-American and two-time Hobey Baker Award finalist
- Finished his MSU career as one of only 14 players in program history to eclipse the 200-point milestone
- 1999 CCHA Player of the Year

and Best Defensive Forward

- Played 10 seasons in the National Hockey League; 2002 Olympic silver medalist

**Mike Donnelly****Inducted - 2019**

- Set an NCAA record with 59 goals in 1985-86
- Scored the game-winning goal in the 1986 National Championship game and was named the tournament's Most Outstanding Player
- 1986 First Team All-American and Hobey Baker Award finalist

- Fourth in MSU history in goals (110) and 15th in points (196)

## MSU MAJOR ATHLETIC AWARDS



Jason Muzzatti, Ron Mason, and Walt Bartels in 1991

### GEORGE ALDERTON MALE ATHLETE OF THE YEAR

1982	Ron Scott
1983	Ron Scott
1986	Mike Donnelly ( <i>shared with Lorenzo White, Football</i> )
1987	Don McSween
1989	Bobby Reynolds
1990	Kip Miller ( <i>shared with Percy Snow, Football</i> )
1993	Bryan Smolinski
1998	Chad Alban
1999	Mike York ( <i>shared with Mateen Cleaves, Basketball</i> )
2001	Ryan Miller
2007	Jeff Lerg
2008	Jeff Lerg
2015	Jake Hildebrand

### CHESTER BREWER LEADERSHIP AWARD

*Presented to a graduating senior in his or her last year of eligibility for distinguished performance in athletics and scholarship and for possessing a high degree of leadership qualities and skill.*

1965	Doug Roberts
1976	Tom Ross
1985	Kelly Miller
1992	Mike Gilmore
2002	Adam Hall
2009	Jeff Lerg

### BIG TEN MEDAL OF HONOR

*Presented to a male and female student-athlete at each conference institution for outstanding athletic and academic achievement.*

1958	Robert Jasson
1975	Denny Olmstead
1984	Kelly Miller
1986	Don McSween
1989	Danton Cole
1990	Walt Bartels
1991	Walt Bartels
1997	Tyler Harlton
1998	Tyler Harlton
2000	Shawn Horcoff
2014	Greg Wolfe

### DR. JAMES FEURIG ACHIEVEMENT AND SERVICE AWARD

*Presented to a male or female graduating senior involved in athletics as a competitor or in a supporting role. The recipient should carry a minimum grade-point average of 3.0 or better, and in addition to athletic and academic success, demonstrate involvement in school/campus and community activities.*

1991	Jason Muzzatti
2002	Adam Hall
2003	Brad Fast





## SPARTAN HOCKEY TEAM AWARDS

## RON MASON MOST VALUABLE PLAYER AWARD

1952	Jack Mayes	1969	Rick Duffett	1986	Mike Donnelly	2003	John-Michael Liles
1953	Weldon Olson	1970	Rick Duffett	1987	Don McSween	2004	Jim Slater
1954	Ed Schiller	1971	Gilles Gagnon	1988	Tom Tilley	2005	Jim Slater
1955	Jim Ward	1972	Jim Watt	1989	Danton Cole	2006	Drew Miller
1956	Ed Schiller	1973	Bob Boyd	1990	Kip Miller	2007	Jeff Lerg
1957	Bob Jasson	1974	Norm Barnes	1991	Jason Woolley	2008	Jeff Lerg
1958	Joe Selinger	1975	Tom Ross	1992	Joby Messier	2009	Jeff Lerg
1959	Joe Selinger	1976	Tom Ross		Dwayne Norris	2010	Corey Tropp
1960	Eldon VanSpybrook	1977	Dave Versical	1993	Bryan Smolinski	2011	Torey Krug
1961	Frank Silka	1978	Dave Versical	1994	Mike Buzak	2012	Torey Krug
1962	John Chandik	1979	Russ Welch	1995	Rem Murray	2013	Jake Hildebrand
1963	Jim Doyle	1980	Russ Welch	1996	Chad Alban	2014	Jake Hildebrand
1964	Carl Lackey	1981	Ron Scott	1997	Chad Alban	2015	Jake Hildebrand
1965	Doug Roberts	1982	Ron Scott	1998	Chad Alban	2016	Jake Hildebrand
1966	Gaye Cooley	1983	Ron Scott	1999	Mike York	2017	Mason Appleton
	Mike Coppo	1984	Kelly Miller	2000	Shawn Horcoff	2018	Taro Hirose
1967	Tom Mikkola	1985	Kelly Miller	2001	Ryan Miller	2019	Taro Hirose
1968	Ken Anstey		Dale Krentz	2002	Ryan Miller		

## OUTSTANDING ROOKIE AWARD

1958	Herb Brodsky	1980	Mark Hamway	1994	Steve Ferranti	2008	Jeff Petry
1959	Claude Fournel	1981	Ron Scott	1995	Sean Berens	2009	Daultan Leveille
1960	Tom Lackey	1982	Lyle Phair	1996	Mike York	2010	Derek Grant
1961	Carl Lackey	1983	Dale Krentz	1997	Mike Weaver		Torey Krug
1962	Mark Williams	1984	Norm Foster	1998	Rustyn Dolynyn	2011	Will Yanakeff
1963	Matt Mulcahy	1985	Kevin Miller	1999	Adam Hall	2012	Matt Berry
1965	Lee Hathaway	1986	Joe Murphy	2000	Ryan Miller	2013	Jake Hildebrand
1966	Bob Fallat	1987	Kip Miller	2001	Joe Markusen	2014	Joe Cox
1974	Gary Carr	1988	Jason Muzzatti	2002	Jim Slater	2015	Josh Jacobs
1975	Pat Betterly	1989	Rod Brind'Amour	2003	David Booth	2016	Mason Appleton
1976	Dave Versical	1990	Michael Stewart	2004	Dominic Vicari	2017	Taro Hirose
1977	Mark Mazzoleni	1991	Steve Norton	2005	Chris Mueller	2018	Mitchell Lewandowski
1978	Leo Lynett	1992	Rem Murray	2006	Jeff Lerg	2019	Dennis Cesana
1979	Frank Finn	1993	Anson Carter	2007	Mike Ratchuk		

## OUTSTANDING OFFENSIVE PLAYER AWARD

1992	Dwayne Norris	1999	Mike York	2007	Bryan Lerg	2015	Matt Berry
1993	Bryan Smolinski	2000	Shawn Horcoff	2008	Tim Kennedy	2016	Mackenzie MacEachern
1994	Steve Guolla	2001	John Nail	2009	Matt Schepke	2017	Mason Appleton
1995	Anson Carter	2002	Adam Hall	2010	Corey Tropp	2018	Taro Hirose
1996	Anson Carter	2003	John-Michael Liles	2011	Brett Perlini	2019	Taro Hirose
1997	Mike York	2004	Jim Slater	2012	Torey Krug		
1998	Sean Berens	2005	Colton Fretter	2013	Matt Berry		
	Mike York	2006	Bryan Lerg	2014	Greg Wolfe		

## DR. JOHN DOWNS OUTSTANDING DEFENSIVE PLAYER AWARD

1983	Ken Leiter	1993	Scott Worden	2002	Jon Insana	2012	Torey Krug
1984	David Taylor	1994	Michael Burkett	2003	Brad Fast	2013	Matt Grassi
1985	Dan McFall	1995	Mike Buzak	2004	Corey Potter	2014	Jake Chelios
1986	Jeff Parker	1996	Bart Vanstaalduinen	2005	Corey Potter	2015	Travis Walsh
1987	Don McSween	1997	Tyler Harlton	2006	Corey Potter	2016	Travis Walsh
1988	Chris Luongo	1998	Tyler Harlton	2007	Ethan Graham	2017	Carson Gatt
1989	Chris Luongo	1999	Jeff Kozakowski	2008	Jeff Petry	2018	Carson Gatt
1990	Joby Messier		Mike Weaver	2009	Jeff Petry	2019	Jerad Rosburg
1991	Joby Messier	2000	Mike Weaver	2010	Jeff Petry		
1992	Joby Messier	2001	Jon Insana	2011	Torey Krug		



## SPARTAN HOCKEY TEAM AWARDS

## SPARTAN FITNESS AWARD

2003 John-Michael Liles	2008 Justin Abdelkader	2013 Chris Forfar	2018 Patrick Khodorenko
2004 Adam Nightingale	2009 Andrew Rowe	2014 Rhett Holland	Logan Lambdin
2005 David Booth	2010 Brock Shergren	2015 Rhett Holland	Zach Osburn
2006 Jared Nightingale	2011 Mike Merrifield	2016 Rhett Holland	2019 Jerad Rosburg
2007 Chris Snively	2012 Mike Merrifield	2017 Brennan Sanford	

## MOST IMPROVED PLAYER AWARD

1952 John Thomas	1978 Jeff Barr	1993 Mike Buzak	2007 Daniel Vukovic
1956 Tom Balai	1979 Dean Miller	Steve Guolla	2008 Justin Johnston
1958 Ed Pollesel	1980 Ken Leiter	1994 Chris Sullivan	2009 Kurt Kivisto
1959 Bob Armstrong	1981 Bob Trocinski	1995 Ryan Fleming	2010 Brett Perlini
1960 Frank Silka	1982 David Taylor	1996 Steve Ferranti	2011 Kevin Walrod
1962 Art Thomas	1983 Brad Beck	1997 Mark Loeding	2012 Lee Reimer
Tom Lackey	1984 Mike Donnelly	1998 Andrew Bogle	2013 Tanner Sorenson
1963 Mac Orme	1985 Sean Clement	1999 Jon Insana	2014 Michael Ferrantino
1965 Gary Goble	1986 Tom Tilley	2000 John Nail	2015 Ryan Keller
1972 Bob Michelutti	1987 Danton Cole	2001 Joe Markusen	2016 Thomas Ebbing
1973 Denny Olmstead	1988 Steve Beadle	2002 Mike Lalonde	2017 Carson Gatt
1974 Darl Bolton	1989 Walter Bartels	2003 Matt Migliaccio	2018 Patrick Khodorenko
1975 Paul Pavelich	1990 Mike Gilmore	2004 Steve Swistak	2019 Austin Kamer
1976 Joe Campbell	1991 Bill Shalawlyo	2005 Drew Miller	
1977 Tim McDonald	1992 Bart Turner	2006 Bryan Lerg	

## BILL BURGESS OUTSTANDING SENIOR AWARD

1976 Daryl Rice	1987 Don McSweeney	1999 Mike York	2010 Nick Sucharski
1977 Dave Kelly	1988 Tom Tilley	2000 Shawn Horcoff	2011 Dustin Gazley
1978 Dave Versical	1989 Danton Cole	2001 Rustyn Dolyny	2012 Brock Shergren
1979 Jeff Barr	1990 Kip Miller	2002 Adam Hall	2013 Chris Forfar
1980 Ted Huesing	1991 Kerry Russell	2003 Brian Maloney	2014 Greg Wolfe
1981 Ken Paraskevini	1992 Mike Gilmore	2004 Joe Markusen	2015 Brent Darnell
1982 Gary Harpell	1994 Bart Turner	2005 Jim Slater	2016 Michael Ferrantino
1983 Mark Hamway	1995 Rem Murray	2006 Corey Potter	2017 Joe Cox
1984 Newell Brown	1996 Anson Carter	2007 Chris Lawrence	2018 Carson Gatt
1985 Kelly Miller	1997 Steve Ferranti	2008 Bryan Lerg	2019 Cody Milan
1986 Mike Donnelly	1998 Chad Alban	2009 Jeff Lerg	

## AMO BESSONE AWARD

*Honors athletic and academic achievement and community participation*

1980 Russ Welch	1991 Jason Muzzatti	2001 Damon Whitten	2012 Trevor Nill
1981 Dan Sutton	1992 Mike Gilmore	2002 Ryan Miller	2013 Greg Wolfe
1982 Newell Brown	1993 Wes McCauley	2003 Brad Fast	2014 Greg Wolfe
1983 Mark Hamway	1994 Michael Burkett	2004 David Booth	2015 Michael Ferrantino
1984 Newell Brown	1995 Steve Guolla	2005 Jim Slater	2016 Joe Cox
1985 Kelly Miller	1996 Anson Carter	2006 Drew Miller	2017 Joe Cox
1986 Don McSweeney	Bart Vanstaalduinen	2007 Tyler Howells	(given by Cox to Chris Knudson)
1987 Don McSweeney	1997 Mike Watt	2008 Justin Abdelkader	2018 Brennan Sanford
1988 Danton Cole	1998 Tyler Harlton	2009 Jeff Lerg	2019 Brennan Sanford
1989 Bobby Reynolds	1999 Bryan Adams	2010 Trevor Nill	
1990 Don Gibson	2000 Damon Whitten	2011 Trevor Nill	

## BLUE LINE CLUB PRESIDENT'S AWARD

*Given to the top scholar-athlete in senior class*

1978 Dave Versical	1989 Danton Cole	2000 Shawn Horcoff	2009 Jeff Lerg
1979 Jeff Barr	1990 Dave McAuliffe	2001 Joe Blackburn	2010 Nick Sucharski
1980 Mark Mazzoleni	1991 Walt Bartels	Andrew Bogle	2011 Joey Shean
1981 Mike Stoltzner	1992 Mike Gilmore	Damon Whitten	2012 Brock Shergren
1982 Craig Lakian	1993 Bill Shalawlyo	2002 Adam Hall	2013 Anthony Hayes
1983 Nigel Thomas	1994 Eric Kruse	2003 Troy Ferguson	2014 Nickolas Gatt
1984 Andre Lamarche	1995 Dean Sylvestre	2004 Steve Swistak	2015 Zack Cisek
1985 Kelly Miller	1996 Ryan Fleming	2005 Rod Tocco	2016 Justin Hoomaain
1986 Rick Fernandez	1997 Brian Crane	2006 Colton Fretter	2017 Joe Cox
1987 Don McSweeney	1998 Tyler Harlton	2007 Brandon Warner	2018 Carson Gatt
1988 Brian McReynolds	1999 Mike Ford	2008 Jeff Dunne	2019 Brennan Sanford



**SPARTAN HOCKEY TEAM AWARDS****GOOFUS AWARD***Given annually to the team humorist*

1983	Lyle Phair	1993	Rob Woodward	2003	Joe Markusen	2013	Ryan Keller
1984	Gord Flegel	1994	Taylor Clarke	2004	Joe Markusen	2014	Ryan Keller
1985	Jeff Parker	1995	Chris Sullivan	2005	Zak McClellan	2015	Ryan Keller
1986	Dave Arkeilane	1996	Brian Clifford	2006	Zak McClellan	2016	Ryan Keller
1987	Dave Arkilpane	1997	Chris Bogas	2007	Zak McClellan	2017	Anthony Scarsella
1988	Chris Marshall	1998	Chris Bogas	2008	Zak McClellan	2018	Jake Smith
1989	Pat Murray	1999	Chris Bogas	2009	Jay Sprague	2019	Anthony Scarsella
1990	Jamie Stewart	2000	Mike Gresl	2010	Jay Sprague		
1991	Rob Woodward	2001	Sean Patchell	2011	Chris Sandmeyer		
1992	Rob Woodward	2002	Andrew Hutchinson	2012	Chris Sandmeyer		

**SPARTAN SHIELD AWARD***Given to the player that embodies the qualities of a selfless Spartan*

2017	Joe Cox	2019	Tommy Apap
2018	Butrus Ghafari		

**DISTINGUISHED SPARTAN AWARD**

1989	Dick Lord	2000	Doug Roberts	2011	Anson Carter
1990	Dennis Lewin	2001	Mark Hamway	2012	Dwayne Norris
1991	Lyle Miller	2002	Ron Scott	2013	Danton Cole
1992	Harley Hotchkiss	2003	Kelly Miller	2014	Rem Murray
1993	Weldon Olson	2004	Tom Anastos	2015	Jason Muzzatti
1994	Elwood "Butch" Miller	2005	Don McSween	2016	John Sturges
1995	John Polomsky	2006	Kevin Miller	2017	Frank Finn
1996	Tom Ross	2007	Mike Donnelly	2018	Jim Slater
1997	Doug Volmar	2008	Ron Mason	2019	Kris Smith
1998	Mike Jacobson	2009	Bryan Smolinski		
1999	Rick Duffett	2010	Amo Bessone		



Longtime Spartan hockey executive secretary Kris Smith retired after 49 years in 2019.

**DISCONTINUED AWARDS****SPORTSMANSHIP AWARD***(selected by Blue Line Club to receive Andy Anderson Award)*

1966	Matt Mulcahy
1967	Bob DeMarco
1968	Bob DeMarco
1969	Bob DeMarco
1970	Al Swanson
1971	Randy Sokoll
1972	Gilles Gagnon
1973	Bill Sipola
1974	Chris Murfey
	Tom Ross
1975	Denny Olmstead

**DR. JAMES S. FEURIG AWARD***(awarded to top all-around player)*

1976	Steve Colp
1977	Tim McDonald
1978	Joe Campbell
1979	Jeff Barr
1980	Russ Welch
1981	Ken Paraskevin
1982	Mark Hamway

**OUTSTANDING ACHIEVEMENT AWARD**

1990	Steve Beadle
------	--------------

**HERB PRICE AWARD***(awarded by WVIC radio to MSU's leading scorer in memory of former Spartan player Herb Price)*

1971	Don Thompson
1972	Don Thompson
1973	Steve Colp
1974	Steve Colp
1975	Tom Ross
1976	Tom Ross
1977	Russ Welch
1978	Russ Welch
1979	Russ Welch
1980	Leo Lynett
1981-84	No award given
1985	Craig Simpson



## SPARTAN HOCKEY COACHING RECORDS



John Kobs



Harold Paulsen



Amo Bessone



Ron Mason



Rick Comley



Tom Anastos



Danton Cole

Coach	Years	Seasons		W	L	T	PCT.
		Coached	Games				
No formal coach	1922-23	2	9	2	7	0	.222
John Kobs	1925-30	6	27	8	18	1	.315
Harold Paulsen	1950-51	2	31	6	25	0	.194
Amo Bessone	1951-79	28	814	367	427	20	.463
Ron Mason	1979-2002	23	974	635	270	69	.687
Rick Comley	2002-2011	9	365	186	140	39	.563
Tom Anastos	2011-2017	6	224	78	122	24	.402
Danton Cole	2017-SA	2	72	24	41	7	.382
<b>TOTALS</b>	<b>1922-2019</b>	<b>78</b>	<b>2,516</b>	<b>1,306</b>	<b>1,050</b>	<b>158</b>	<b>.551</b>

## NATIONAL COACHING HONORS

## SPENCER PENROSE AWARD

*The Spencer Penrose Award given annually by the American Hockey Coaches Association to honor the Division I National Coach of the Year. The award is named in memory of the Colorado Springs benefactor who built the Broadmoor Hotel Complex, site of the first 10 NCAA championship hockey tournaments. It is annually presented at the AHCA Coach of the Year Banquet in Naples, Fla.*

1966 Amo Bessone  
1992 Ron Mason



Tom Newton

## JOHN MACINNES AWARD

*Named for the successful coach at Michigan Tech, the John MacInnes Award recognizes those people who have shown a great concern for youth hockey and amateur programs. The recipients have had high winning percentages, as well as outstanding graduation percentages among their former players. The winners of this award have helped men grow not only as hockey players, but more importantly as men.*

1983 Amo Bessone  
2003 Ron Mason  
2017 Rick Comley

## TERRY FLANAGAN AWARD

*Named in honor of the former UNH player and Bowling Green assistant coach, this award honors an assistant coach's career body of work.*

2004 Tom Newton



## GREAT LAKES INVITATIONAL



The Great Lakes Invitational will celebrate its 55th season this year and continues to be the top holiday tournament in the country. Many have challenged the GLI's stature, but none have matched its continued success.

In 2013, the GLI was played at Comerica Park as part of the Hockeytown Winterfestival in conjunction with the NHL Winter Classic.

The tournament was born out of a conversation between then-general manager of Olympia Stadium, Lincoln Cavalieri, legendary Michigan Tech head coach John MacInnes and Detroit Red Wings scout Jack Paterson. The three men were discussing the lack of American-born players in the National Hockey League and concluded that a prestigious collegiate hockey tournament could make a difference by promoting interest in hockey among young athletes as well as the general public. American Airlines vice president Jack Tompkins, a former University of Michigan goalie and a member of the Detroit Red Wings organization, championed the trio's vision as well and together in 1965, they founded the Great Lakes Invitational Hockey Tournament.

Michigan Tech has hosted the GLI since its inception with Michigan joining as co-host in 1976. The event moved from Olympia Stadium to Joe Louis Arena in 1979 and shifted to its third home - Little Caesars Arena - in 2017.

Michigan State has made 45 GLI appearances prior to this season and has been a regular part of the tournament field since 1979. The Spartans have won 12 titles, including four in a row from 1982-85 and 1997-2000. In 2009, Michigan State took home its first tournament title since 2006, downing Michigan Tech (10-1) and Rensselaer (6-1) in offensive outbursts.

## 2019 GLI TOURNAMENT SCHEDULE

### Monday, Dec. 30

- 1 p.m. Michigan State vs. Michigan Tech  
4 p.m. Ferris State vs. Michigan

### Tuesday, Dec. 31

- 11:30 a.m. Third-Place Game  
2:30 p.m. Championship Game

YEAR	CHAMPION	RUNNER-UP	MVP
1965	Toronto	Michigan Tech	Henry Monteith, Toronto
1966	Michigan	Michigan State	Mel Wakabayashi, UM
1967	North Dakota	Michigan Tech	Roger Bamburak, UND
1968	Michigan Tech	Wisconsin	Bill Watt, MSU
1969	New Hampshire	Michigan State	Larry Smith, UNH
1970	Michigan Tech	Michigan	Mike Usitalo, MTU
1971	Michigan Tech	Michigan State	Ian Williams, Notre Dame
1972	Harvard	Michigan Tech	David Hynes, Harvard
1973	Michigan State	Michigan Tech	Tom Ross, MSU
1974	Michigan Tech	Michigan	Robbie Moore, UM
1975	Michigan	Michigan Tech	Stu Ostlund, MTU
1976	Michigan Tech	Michigan	Greg Hay, MTU
1977	Michigan Tech	Michigan	Dave Joelson, MTU
1978	Michigan Tech	Ohio State	John Rockwell, MTU
1979	Michigan Tech	Michigan	Murray Eaves, UM
1980	Michigan Tech	Michigan	Paul Fricker, UM
1981	Notre Dame	Michigan Tech	Dave Laurion, ND
1982	Michigan State	Michigan Tech	Dale Krentz, MSU
1983	Michigan State	Michigan Tech	Dan McFall, MSU
1984	Michigan State	Michigan Tech	Bob Essensa, MSU
1985	Michigan State	Rensselaer	Don McSweeney, MSU
1986	Western Michigan	Michigan	Bill Horn, WMU
1987	Wisconsin	Michigan State	Dean Anderson, UW
1988	Michigan	North Dakota	Todd Brost, UM
1989	Michigan	Michigan State	Warren Sharples, UM
1990	Michigan	Maine	Steve Shields, UM
1991	Michigan	Michigan Tech	Steve Shields, MSU
1992	Michigan	Northern Michigan	Cam Stewart, UM
1993	Michigan	Michigan State	David Oliver, UM
1994	Michigan	Michigan State	Brendan Morrison, UM
1995	Michigan	Michigan State	Brendan Morrison, UM
1996	Michigan	Lake Superior St.	Brendan Morrison, UM
1997	Michigan State	Michigan	Mike Weaver, MSU
1998	Michigan State	Michigan	Mike Gresl, MSU
1999	Michigan State	Michigan	Shawn Horcoff, MSU
2000	Michigan State	Michigan Tech	Ryan Miller, MSU
2001	North Dakota	Michigan State	Tim Skarperud, ND
2002	Boston University	Michigan	Sean Fields, BU
2003	Boston College	Michigan State	Joe Pearce, BC
2004	Michigan State	Michigan	Jim Slater, MSU
2005	Colorado College	Michigan State	Joey Crabb, CC
2006	Michigan State	Michigan	Bryan Lerg, MSU
2007	Michigan	Providence	Billy Sauer, UM
2008	Michigan	Michigan State	Louie Caporusso, UM
2009	Michigan State	Rensselaer	Brett Perlini, MSU
2010	Michigan	Colorado College	Carl Hagelin, Michigan
2011	Michigan	Michigan State	Kevin Clare, Michigan
2012	Michigan Tech	Western Michigan	Phoenix Copley, MTU
2013	Western Michigan	Michigan Tech	Lukas Hafner, WMU
2014	Michigan	Michigan State	Steve Racine, UM
2015	Michigan	Michigan Tech	Kyle Connor, UM
2016	Western Michigan	Michigan Tech	Colt Conrad, WMU
2017	Bowling Green	Michigan Tech	Lukas Craggs, BGSU
2018	Lake Superior State	Michigan Tech	Diego Cuglietta, LSSU

## GREAT LAKES INVITATIONAL

1965

**Semifinals:**Michigan Tech 4, Boston Univ. 2  
Toronto 6, Colorado College 2**Consolation:**

Boston Univ. 10, Colorado College 3

**Championship:**

Toronto 6, Michigan Tech 2

1966

**Semifinals:**

Michigan State 5, W. Ontario 4 (OT)

Michigan 4, Michigan Tech 3

**Consolation:**

Michigan Tech 9, W. Ontario 2

**Championship:**

Michigan 5, Michigan State 3

1967

**Semifinals:**North Dakota 3, W. Ontario 2  
Michigan Tech 5, New Hampshire 1**Consolation:**

New Hampshire 4, W. Ontario 0

**Championship:**

North Dakota 4, Michigan Tech 3 (OT)

1968

**Semifinals:**Michigan Tech 3, Michigan 2  
Wisconsin 6, Michigan State 4**Consolation:**

Michigan State 4, Michigan 2

**Championship:**

Michigan Tech 4, Wisconsin 1

1969

**Semifinals:**New Hampshire 7, Michigan Tech 0  
Michigan State 2, Princeton 1**Consolation:**

Michigan Tech 5, Princeton 2

**Championship:**

New Hampshire 4, Michigan State 3

1970

**Semifinals:**Michigan Tech 11, Colgate 6  
Michigan 4, Brown 1**Consolation:**

Colgate 4, Brown 3

**Championship:**

Michigan Tech 7, Michigan 2

1971

**Semifinals:**Michigan Tech 6, Notre Dame 3  
Michigan State 8, Dartmouth 3**Consolation:**

Dartmouth 9, Notre Dame 6

**Championship:**

Michigan Tech 3, Michigan State 2

1972

**Semifinals:**Michigan Tech 5, Boston Univ. 4 (2OT)  
Harvard 8, Michigan 4**Consolation:**

Boston Univ. 7, Michigan 3

**Championship:**

Harvard 4, Michigan Tech 2

1973

**Semifinals:**

Michigan Tech 6, Pennsylvania 2

Michigan State 12, Boston College 5

**Consolation:**

Boston College 6, Pennsylvania 2

**Championship:**

Michigan State 5, Michigan Tech 4

1974

**Semifinals:**Michigan Tech 7, Yale 3  
Michigan 3, Harvard 2**Consolation:**

Harvard 8, Yale 3

**Championship:**

Michigan Tech 3, Michigan 2

1975

**Semifinals:**Harvard 6, Boston Univ. 2  
Michigan 7, Pennsylvania 6**Consolation:**

Boston Univ. 4, Pennsylvania 2

**Championship:**

Michigan 6, Michigan Tech 5

1976

**Semifinals:**Michigan Tech 7, Bowling Green 6 (OT)  
Michigan 7, Brown 2**Consolation:**

Brown 3, Bowling Green 2 (OT)

**Championship:**

Michigan Tech 7, Michigan 6

1977

**Semifinals:**Michigan Tech 6, W. Michigan 2  
Michigan 4, Lake Superior State 3 (OT)**Consolation:**

Lake Superior State 6, W. Michigan 4

**Championship:**

Michigan Tech 8, Michigan 3

1978

**Semifinals:**Michigan Tech 6, Boston Univ. 4  
Ohio State 5, Michigan 4**Consolation:**

Boston Univ. 8, Michigan 2

**Championship:**

Michigan Tech 7, Ohio State 4

1979

**Semifinals:**Michigan Tech 1, Wisconsin 0  
Michigan 7, Michigan State 4**Consolation:**

Wisconsin 10, Michigan State 4

**Championship:**

Michigan Tech 5, Michigan 4 (3OT)

1980

**Semifinals:**Michigan Tech 9, Harvard 2  
Michigan 3, Michigan State 2**Consolation:**

Michigan State 6, Harvard 4

**Championship:**

Michigan Tech 3, Michigan 2 (OT)

1981

**Semifinals:**Michigan Tech 6, Michigan State 3  
Notre Dame 6, Michigan 2**Consolation:**

Michigan State 4, Michigan 4

**Championship:**

Notre Dame 4, Michigan Tech 3

1982

**Semifinals:**Michigan Tech 9, Notre Dame 6  
Michigan State 6, Michigan 3**Consolation:**

Michigan 12, Notre Dame 3

**Championship:**

Michigan State 5, Michigan Tech 3

1983

**Semifinals:**Michigan Tech 5, Michigan 4 (OT)  
Michigan State 5, Northern Michigan 1**Consolation:**

Northern Michigan 5, Michigan 3

**Championship:**

Michigan State 6, Michigan Tech 2

1984

**Semifinals:**Michigan Tech 4, Michigan 3  
Michigan State 3, Bowling Green 1**Consolation:**

Michigan 12, Bowling Green 5

**Championship:**

Michigan State 7, Michigan Tech 0

1985

**Semifinals:**Michigan State 2, Michigan Tech 1 (OT)  
Rensselaer 8, Michigan 3**Consolation:**

Michigan 6, Michigan Tech 4

**Championship:**

Michigan State 8, Rensselaer 3

1986

**Semifinals:**Michigan 4, Michigan Tech 3 (OT)  
Western Michigan 7, Michigan State 3**Consolation:**

Michigan State 9, Michigan Tech 0

**Championship:**

Western Michigan 8, Michigan 2

1987

**Semifinals:**Michigan State 5, Michigan Tech 2  
Wisconsin 6, Michigan 0**Consolation:**

Michigan 7, Michigan Tech 3

**Championship:**

Wisconsin 4, Michigan State 3

1988

**Semifinals:**Michigan 7, Michigan Tech 3  
North Dakota 7, Michigan State 3**Consolation:**

Michigan State 7, Michigan Tech 1

**Championship:**

Michigan 6, North Dakota 5 (2OT)

1989

**Semifinals:**Michigan 7, Northern Michigan 1  
Michigan State 3, Michigan Tech 2**Consolation:**

Michigan Tech 5, Northern Michigan 1

**Championship:**

Michigan 6, Michigan State 3

1990

**Semifinals:**Michigan 2, Michigan Tech 1  
Maine 6, Michigan State 3**Consolation:**

Michigan Tech 3, Michigan State 2

**Championship:**

Michigan 3, Maine 1

1991

**Semifinals:**Michigan 3, Harvard 1  
Michigan Tech 6, Michigan State 5**Consolation:**

Michigan State 3, Harvard 1

**Championship:**

Michigan 7, Michigan Tech 1

1992

**Semifinals:**Michigan 4, Michigan Tech 2  
Northern Michigan 4, Michigan State 1**Consolation:**

Michigan State 4, Michigan Tech 3

**Championship:**

Michigan 8, Northern Michigan 3

1993

**Semifinals:**Michigan State 3, Michigan Tech 2 (OT)  
Michigan 8, Notre Dame 3**Consolation:**

Notre Dame 6, Michigan Tech 8

**Championship:**

Michigan 4, Michigan State 2

1994

**Semifinals:**Michigan 13, Michigan Tech 0  
Michigan State 9, Cornell 4**Consolation:**

Michigan Tech 7, Cornell 3

**Championship:**

Michigan 5, Michigan State 4

1995

**Semifinals:**Michigan 6, Northern Michigan 1  
Michigan State 3, Michigan Tech 2 (OT)**Consolation:**

Michigan Tech 6, Northern Michigan 2

**Championship:**

Michigan 3, Michigan State 1

1996

**Semifinals:**Lake Superior State 5, Michigan State 0  
Michigan 6, Michigan Tech 1**Consolation:**

Michigan State 4, Michigan Tech 3

**Championship:**

Michigan 5, Lake Superior State 4

1997

**Semifinals:**Michigan 3, St. Lawrence 2  
Michigan State 3, Michigan Tech 1**Consolation:**

Michigan Tech 6, St. Lawrence 5

**Championship:**

Michigan State 5, Michigan 3





## GREAT LAKES INVITATIONAL

1998

**Semifinals:**Michigan State 5, Northern Michigan 3  
Michigan 4, Michigan Tech 1**Consolation:**

Northern Michigan 8, Michigan Tech 1

**Championship:**

Michigan State 3, Michigan 1

1999

**Semifinals:**Lake Superior State 3, Michigan 4 (OT)  
Michigan State 6, Michigan Tech 3**Consolation:**

Michigan Tech 5, Lake Superior State 4

**Championship:**

Michigan State 3, Michigan 1

2000

**Semifinals:**Michigan State 4, Boston College 1  
Michigan Tech 7, Michigan 3**Consolation:**

Boston College 8, Michigan 5

**Championship:**

Michigan State 3, Michigan Tech 2 (OT)

2001

**Semifinals:**North Dakota 5, Michigan 4 (OT)  
Michigan State 4, Michigan Tech 1**Consolation:**

Michigan 7, Michigan Tech 3

**Championship:**

North Dakota 5, Michigan State 4 (OT)

2002

**Semifinals:**Boston Univ. 6, Michigan State 1  
Michigan 5, Michigan Tech 3**Consolation:**

Michigan State 6, Michigan Tech 2

**Championship:**

Boston Univ. 5, Michigan 4

2003

**Semifinals:**Boston College 4, Michigan 1  
Michigan State 7, Michigan Tech 2**Consolation:**

Michigan 6, Michigan Tech 2

**Championship:**

Boston College 4, Michigan State 3

2004

**Semifinals:**Michigan State 4, New Hampshire 3 (OT)  
Michigan 4, Michigan Tech 2**Consolation:**

New Hampshire 4, Michigan Tech 3

**Championship:**

Michigan State 2, Michigan 1 (OT)

2005

**Semifinals:**Michigan State 3, Michigan Tech 2 (OT)  
Colorado College 6, Michigan 1**Consolation:**

Michigan 5, Michigan Tech 3

**Championship:**

Colorado College 6, Michigan State 3

2006

**Semifinals:**Michigan State 5, Harvard 2  
Michigan 4, Michigan Tech 1**Consolation:**

Harvard 3, Michigan Tech 2

**Championship:**

Michigan State 4, Michigan 1

2007

**Semifinals:**Michigan Tech 4, Michigan State 1  
Michigan 6, Providence 0**Consolation:**

Providence 5, Michigan State 3

**Championship:**

Michigan 1, Michigan Tech 0 (2OT)

2008

**Semifinals:**Michigan 5, Michigan Tech 0  
Michigan State 2, North Dakota 1**Consolation:**

Michigan Tech 2, North Dakota 1

**Championship:**

Michigan 5, Michigan State 1

2009

**Semifinals:**Rensselaer 4, Michigan 3  
Michigan State 10, Michigan Tech 1**Consolation:**

Michigan 5, Michigan Tech 3

**Championship:**

Michigan State 6, Rensselaer 1

2010

**Semifinals:**Michigan 4, Michigan Tech 2  
Colorado College 5, Michigan State 4**Consolation:**

Michigan State 5, Michigan Tech 3

**Championship:**

Michigan 6, Colorado College 5

2011

**Semifinals:**Michigan State 3, Michigan Tech 1  
Michigan 4, Boston College 2**Consolation:**

Boston College 2, Michigan Tech 1

**Championship:**

Michigan 3, Michigan State 2 (OT)

2012

**Semifinals:**Western Michigan 1, Michigan State 1 (SO)  
Michigan Tech 4, Michigan 0**Consolation:**

Michigan 5, Michigan State 2

**Championship:**

Michigan Tech 4, Western Michigan 0

2013

**Semifinals:**Michigan Tech 2, Michigan State 2 (SO)  
Western Michigan 2, Michigan 2 (SO)**Consolation:**

Michigan State 3, Michigan 0

**Championship:**

Western Michigan 1, Michigan Tech 0 (OT)

2014

**Semifinals:**Michigan 2, Michigan Tech 1  
Michigan State 2, Ferris State 0**Consolation:**

Michigan Tech 4, Ferris State 2

**Championship:**

Michigan 2, Michigan State 1

2015

**Semifinals:**Michigan Tech 3, Michigan State 2 (OT)  
Michigan 3, Northern Michigan 2**Consolation:**

Northern Michigan 2, Michigan State 1 (OT)

**Championship:**

Michigan 4, Michigan Tech 2

2016

**Semifinals:**Michigan Tech 2, Michigan 0  
Western Michigan 4, Michigan State 1**Consolation:**

Michigan 5, Michigan State 4 (OT)

**Championship:**

Western Michigan 1, Michigan Tech 0 (OT)

2017-18

**Semifinals:**Michigan Tech 5, Michigan State 2  
Bowling Green 6, Michigan 4**Consolation:**

Michigan 6, Michigan State 4

**Championship:**

Bowling Green 4, Michigan Tech 1

2018-19

**Semifinals:**Michigan Tech 2, Michigan 2 (SO)  
Lake Superior State 4, Michigan State 3 (OT)**Consolation:**

Michigan State 2, Michigan 2 (OT)

**Championship:**

Lake Superior State 6, Michigan Tech 3



## GREAT LAKES INVITATIONAL RECORD BOOK

**Most Goals****Individual:**

- 5, Mark Jooris (Rensselaer) vs. Michigan, 1985  
 Paul O'Neil (Boston University) vs. Michigan, 1972  
 Ian Williams (Notre Dame) vs. Dartmouth, 1971

**Team:**

- 13 Michigan vs. Michigan Tech, 1994

**Most Assists****Individual:**

- 6 Daryl Rice (Michigan State) vs. Boston College, 1973

**Team:**

- 22 Michigan State vs. Boston College, 1973  
 Michigan vs. Bowling Green, 1984

**Most Points****Individual:**

- 7 Mark Jooris (Rensselaer) vs. Michigan, 1985

**Team:**

- 34 Michigan State vs. Boston College, 1973

**Most Penalties****Individual:**

- 6 Ron Rolston (Michigan Tech) vs. Michigan State, 1988

**Team:**

- 26 Michigan Tech vs. Michigan State, 1989

**Most Penalty Minutes****Individual:**

- 16 John Grisdale (Michigan Tech) vs. Princeton, 1969

**Team:**

- 69 Michigan Tech vs. Michigan State, 1988

**Most Goals Allowed****Individual:**

- 13 Luciano Caravaggio (Michigan Tech) vs. Michigan, 1994

**Most Saves****Individual:**

- 57 Michael Lee-Teslak (Michigan Tech) vs. Michigan State, 2005

**MSU:**

- 49 Jeff Lerg (Michigan State) vs. Michigan, 2008 (final)

**Most Shutouts****Individual:**

- 2 Phoenix Copley, Michigan Tech (vs. Michigan & WMU), 2012  
 Billy Sauer, Michigan (vs. Providence & MTU), 2007

**MSU:**

- 1 Bob Essensa, Michigan State (vs. Michigan Tech), 1986;  
 Jake Hildebrand, Michigan State (vs. Michigan), 2013  
 Jake Hildebrand, Michigan State (vs. Ferris State), 2014

## GLI RECORD AND FINISH BY TEAM

Team	W	L	T	Pct	1st	2nd	3rd	4th
Boston College	5	3	0	.625	1	0	3	0
Boston University	6	4	0	.600	1	0	4	0
Bowling Green	2	4	0	.333	1	0	0	2
Brown	1	3	0	.250	0	0	1	1
Colgate	1	1	0	.000	0	0	1	0
Colorado College	3	3	0	.500	1	1	0	1
Cornell	0	2	0	.000	0	0	0	1
Dartmouth	1	1	0	.500	0	0	1	0
<b>Ferris State</b>	<b>0</b>	<b>2</b>	<b>0</b>	<b>.000</b>	<b>0</b>	<b>0</b>	<b>0</b>	<b>1</b>
Harvard	4	6	0	.400	1	0	2	2
Lake Superior State	4	4	0	.500	1	1	1	1
Maine	1	1	0	.500	0	1	0	0
<b>Michigan State</b>	<b>48</b>	<b>38</b>	<b>4</b>	<b>.556</b>	<b>12</b>	<b>14</b>	<b>11</b>	<b>8</b>
<b>Michigan</b>	<b>58</b>	<b>37</b>	<b>3</b>	<b>.607</b>	<b>17</b>	<b>13</b>	<b>12</b>	<b>6</b>
<b>Michigan Tech</b>	<b>46</b>	<b>60</b>	<b>2</b>	<b>.435</b>	<b>10</b>	<b>17</b>	<b>11</b>	<b>16</b>
New Hampshire	4	2	0	.667	1	0	2	0
North Dakota	5	1	0	.833	2	1	0	0
Northern Michigan	4	8	0	.333	0	1	3	2
Notre Dame	2	6	0	.250	1	0	0	3
Ohio State	1	1	0	.500	0	1	0	0
Pennsylvania	0	4	0	.000	0	0	0	2
Princeton	0	2	0	.000	0	0	0	1
Providence	1	1	0	.500	0	0	1	0
Rensselaer	2	2	0	.500	0	2	0	0
St. Lawrence	0	2	0	.000	0	0	0	1
Toronto	2	0	0	1.000	1	0	0	0
Western Michigan	6	3	1	.650	3	1	0	1
Western Ontario	0	4	0	.000	0	0	0	2
Wisconsin	4	2	0	.667	1	1	1	0
Yale	0	2	0	.000	0	0	0	1

2019-20 participants in **bold**

## MSU VS. THE 2019-20 FIELD IN THE GLI

	W-L-T	Last GLI Meeting
vs. Michigan	8-13-2	2019 (T, 2-2)
vs. Michigan Tech	23-7-1	2018 (L, 2-5)
vs. Ferris State	1-0-0	2014 (W, 2-0)



## THE BIG TEN



The 2013-14 season marked the launch of a new era in college hockey with Michigan State, Michigan, Minnesota, Ohio State, Penn State and Wisconsin beginning play in the Big Ten Conference. Notre Dame joined the conference as an affiliate member for hockey in 2017-18, giving league its seventh team.



### ALL-TIME BIG TEN CHAMPIONS

Year	Champion	B1G Record	MSU	Place
2013-14	Minnesota	14-3-3-0, 45 points	5-9-6-4, 25 points	5th
2014-15	Minnesota	12-5-3-0, 39 points	11-7-2-2, 37 points	2nd
2015-16	Minnesota	14-6-0-0, 42 points	6-12-2-1, 21 points	5th
2016-17	Minnesota	14-5-1-0, 43 points	3-14-3-1, 13 points	6th
2017-18	Notre Dame	17-6-1-1, 53 points	6-16-2-1, 21 points	7th
2018-19	Ohio State	13-7-4-3, 46 points	8-12-4-2, 30 points	7th

### ALL-TIME BIG TOURNAMENT CHAMPIONS

Season	Champion (seed)	Coach	Runner-up
2014	Wisconsin (2)	Mike Eaves	Ohio State
2015	Minnesota (1)	Don Lucia	Michigan
2016	Michigan (2)	Red Berenson	Minnesota
2017	Penn State (4)	Guy Gadowski	Wisconsin
2018	Notre Dame (1)	Jeff Jackson	Ohio State
2019	Notre Dame (2)	Jeff Jackson	Penn State

### SPARTAN BIG HONOREES

#### PLAYER OF THE YEAR

2015	Jake Hildebrand
2019	Taro Hirose

#### GOALTENDER OF THE YEAR

2015	Jake Hildebrand
------	-----------------

#### FRESHMAN OF THE YEAR

2018	Mitchell Lewandowski
------	----------------------

#### SCORING CHAMPION

2019	Taro Hirose
------	-------------

### MSU ALL-TIME IN THE BIG TOURNAMENT

#### 2014 - No. 5 seed

Xcel Energy Center, St. Paul, Minn.

Q Ohio State.....L, 1-2 (OT)

#### 2017 - No. 6 seed

Joe Louis Arena, Detroit, Mich.

Q Ohio State.....L, 3-6

Q - Quarterfinal

Q3 - Best-of-three quarterfinal

S - Semifinal

#### 2015 - No. 2 seed

Joe Louis Arena, Detroit, Mich.

Q Bye

S Michigan.....L, 1-4

#### 2018 - No. 7 seed

Value City Arena, Columbus, Ohio

Q3 Ohio State.....L, 2-6

Q3 Ohio State.....L, 3-4 (OT)

#### 2016 - No. 5 seed

Xcel Energy Center, St. Paul, Minn.

Q Ohio State.....L, 3-4 (OT)

#### 2019 - No. 7 seed

Compton Family Ice Arena, Notre Dame, Ind.

Q3 Notre Dame.....L, 0-1

Q3 Notre Dame.....L, 0-2



## THE BIG TEN

### ALL-BIG TEN SELECTIONS

- |  |  |  |
|--|--|--|
| <b>2014</b> Greg Wolfe (HM)<br>Jake Chelios (HM)<br>Jake Hildebrand (HM)   | <b>2016</b> Jake Hildebrand (HM)   | <b>2019</b> Taro Hirose (1st)<br>Patrick Khodorenko (2nd)<br>Mitchell Lewandowski (HM)<br>Zach Osburn (HM) |
| <b>2015</b> Jake Hildebrand (1st)<br>Travis Walsh (2nd)<br>Matt Berry (HM) | <b>2017</b> Carson Gatt (HM)   |  |
|  | <b>2018</b> Taro Hirose (2nd)<br>Carson Gatt (HM)<br>Mitchell Lewandowski (HM) |  |

### ALL-FRESHMAN TEAM SELECTIONS

- |                         |  |
|-------------------------|--|
| <b>2015</b> Josh Jacobs | <b>2018</b> Mitchell Lewandowski           |
| <b>2016</b> Zach Osburn | <b>2019</b> Dennis Cesana<br>Drew DeRidder |

### ACADEMIC ALL-BIG TEN SELECTIONS

- |   |  |   |
|---|--|---|
| <b>2014</b> Matt Berry<br>(14) David Bondra<br>Zack Cisek<br>Brent Darnell<br>Michael Ferrantino<br>Nickolas Gatt<br>Jake Hildebrand<br>Justin Hoomaian<br>Ryan Keller<br>Brock Krygier<br>Nate Phillips<br>Tanner Sorenson<br>Travis Walsh<br>Greg Wolfe                                       | <b>2016</b> Joel Arseneault<br>(15) David Bondra<br>Joe Cox<br>Thomas Ebbing<br>Michael Ferrantino<br>Carson Gatt<br>Villiam Haag<br>Jake Hildebrand<br>Justin Hoomaian<br>Chris Knudson<br>Mackenzie MacEachern<br>Nate Phillips<br>JT Stenglein<br>Travis Walsh<br>Connor Wood | <b>2018</b> Carson Gatt<br>(11) Butrus Ghafari<br>Taro Hirose<br>Patrick Khodorenko<br>Logan Lambdin<br>John Lethemon<br>Jerad Rosburg<br>Sam Saliba<br>Brennan Sanford<br>Anthony Scarsella<br>Spencer Wright  |
| <b>2015</b> Matt Berry<br>(16) David Bondra<br>Zack Cisek<br>Joe Cox<br>Brent Darnell<br>Michael Ferrantino<br>Villiam Haag<br>Jake Hildebrand<br>Justin Hoomaian<br>Chris Knudson<br>Brock Krygier<br>Mackenzie MacEachern<br>Nate Phillips<br>Tanner Sorenson<br>JT Stenglein<br>Travis Walsh | <b>2017</b> Mason Appleton<br>(9) Joe Cox<br>Carson Gatt<br>Villiam Haag<br>Chris Knudson<br>Jerad Rosburg<br>Brennan Sanford<br>JT Stenglein<br>Connor Wood   | <b>2019</b> Gianluca Esteves<br>(14) Butrus Ghafari<br>Taro Hirose<br>Austin Kamer<br>Patrick Khodorenko<br>Logan Lambdin<br>John Lethemon<br>Tommy Miller<br>Jerad Rosburg<br>Sam Saliba<br>Brennan Sanford<br>Anthony Scarsella<br>Jake Smith<br>Spencer Wright |

### BIG TEN DISTINGUISHED SCHOLARS

- |  |  |                          |
|--|--|--------------------------|
| <b>2014</b> Michael Ferrantino<br>Justin Hoomaian<br>Brock Krygier<br>Travis Walsh       | <b>2016</b> David Bondra<br>Villiam Haag<br>Justin Hoomaian<br>Nate Phillips<br>Travis Walsh | <b>2019</b> Austin Kamer |
| <b>2015</b> David Bondra<br>Joe Cox<br>Justin Hoomaian<br>Chris Knudson<br>Brock Krygier | <b>2018</b> Jerad Rosburg<br>Brennan Sanford   |                          |



# THE CENTRAL COLLEGIATE HOCKEY ASSOCIATION

2012-13 marked the 40th and final season of the Central Collegiate Hockey Association.

The CCHA sent at least four teams to the NCAA Tournament in four of its last five seasons, and regularly has several teams not only contending for the NCAA Championship, but also ranked among the nation's Top 10. In 2012, the CCHA sent five teams to the NCAA Tournament: Michigan State, Miami, Western Michigan, and Michigan, as well as NCAA finalist Ferris State.

The CCHA began in the 1971-72 season with four teams (Ohio State, St. Louis, Bowling Green, and Ohio University). A period followed which saw both growth and attrition; In 1981-82, Michigan State, Michigan Tech, Michigan and Notre Dame jumped from the Western Collegiate Hockey Association to the CCHA. Also that year, the league welcomed Illinois-Chicago into the fold. The league expanded to 12 teams in 1999-2000 as Nebraska-Omaha was welcomed to the CCHA in the first expansion for the conference since Northern Michigan joined in 1997-98.

Michigan State led all schools with a total of 586 CCHA victories. MSU captured regular-season titles in 1985, 1986, 1989, 1990, 1998, 1999 and 2001 along with playoff championships in a league-record 11 of its 32 seasons as a CCHA member. Michigan State also holds the best winning percentage in league play of any CCHA member past or present.

The CCHA's prestige was highlighted by its eight national champions since 1984 — Bowling Green (1984), Michigan State (1986 and 2007), Lake Superior (1988, 1992 and 1994) and Michigan (1996 and 1998).



## CCHA ALL-TIME STANDINGS

(1971-72 through 2012-13; Regular-Season Games Only)

	SEASONS	GAMES	W	L	T	PCT.	REG. SEASON TITLES (MR)	PLAYOFF TITLES (MR)
<b>MICHIGAN STATE</b>	<b>32</b>	<b>956</b>	<b>586</b>	<b>277</b>	<b>93</b>	<b>.661</b>	<b>7 (2001)</b>	<b>11 (2006)</b>
Michigan	32	944	558	313	73	.630	11 (2011)	8 (2010)
Northern Michigan	23	628	309	256	60	.540	2 (1981)	2 (1981)
Lake Superior State	40	1,086	489	486	111	.501	4 (1996)	5 (1995)
Bowling Green	40	1,072	497	493	80	.501	7 (1987)	5 (1988)
Miami	31	942	416	438	88	.488	4 (2013)	1 (2011)
Notre Dame	23	658	273	303	82	.477	2 (2009)	3 (2013)
Ohio State	40	1,058	453	529	104	.477	1 (1972)	2 (2004)
Western Michigan	40	1,060	433	516	111	.460	0	2 (2012)
Ferris State	34	992	388	490	114	.449	2 (2012)	0
Alaska	18	518	181	276	61	.408	0	0

### Former CCHA teams

<i>Saint Louis</i>	8	120	72	42	6	.625	3 (1977)	3 (1976)
<i>Michigan Tech</i>	3	90	50	39	1	.561	0	0
<i>Nebraska-Omaha</i>	11	308	122	139	47	.472	0	0
<i>Illinois-Chicago</i>	14	433	142	265	26	.358	0	0
<i>Kent State</i>	2	60	16	41	3	.292	0	0
<i>Ohio</i>	2	26	2	24	0	.077	0	0



## THE CENTRAL COLLEGIATE HOCKEY ASSOCIATION

## ALL-TIME CCHA CHAMPIONS

Year	Champion	Conf. Record	MSU	Place
1971-72	Ohio State	8-4-0	--	--
1972-73	St. Louis	13-3-0	--	--
1973-74	Lake Superior	5-3-0	--	--
1974-75	St. Louis	5-3-0	--	--
1975-76	Bowling Green	11-4-1	--	--
1976-77	St. Louis	13-2-1	--	--
1977-78	Bowling Green	15-3-0	--	--
1978-79	Bowling Green	21-2-1	--	--
1979-80	Northern Michigan	17-3-0	--	--
1980-81	Northern Michigan	18-4-0		
1981-82	Bowling Green	20-7-1	21-10-1	second/11
1982-83	Bowling Green	24-5-3	23-9-0	second/11
1983-84	Bowling Green	22-4-2	21-9-0	T-second/11
1984-85	Michigan State	27-5-0	27-5-0	first/9
1985-86	Michigan State	23-7-2	23-7-2	first/9
1986-87	Bowling Green	24-6-2	23-8-1	second/9
1987-88	Lake Superior	22-4-6	18-11-3	third/9
1988-89	Michigan State	25-6-1	25-6-1	first/9
1989-90	Michigan State	26-3-3	26-3-3	first/9
1990-91	Lake Superior	26-2-4	14-13-5	fifth/9
1991-92	Michigan	22-7-3	18-7-7	third/9
1992-93	Miami	22-3-5	18-10-2	fourth/11
1993-94	Michigan	24-5-1	17-8-5	third/11
1994-95	Michigan	22-4-1	17-7-3	third/10
1995-96	Lake Superior/Michigan	22-6-2	22-7-1	third/11
1996-97	Michigan	21-3-3	16-7-4	third/10
1997-98	Michigan State	21-5-4	21-5-4	first/11
1998-99	Michigan State	20-3-7	20-3-7	first/11
1999-2000	Michigan	19-6-3	18-8-2	second/12
2000-01	Michigan State	21-4-3	21-4-3	first/12
2001-02	Michigan	19-5-4	18-6-4	second/12
2002-03	Ferris State	22-5-1	17-10-1	fourth/12
2003-04	Michigan	18-8-2	17-9-2	third/12
2004-05	Michigan	23-3-2	12-13-3	sixth/12
2005-06	Miami	20-6-2	14-7-7	second/12
2006-07	Notre Dame	21-4-3	15-10-3	fourth/12
2007-08	Michigan	20-4-4	19-6-3	third/12
2008-09	Notre Dame	21-4-3	7-17-4	T-10th/12
2009-10	Miami	21-2-5	14-8-6	second/12
2010-11	Michigan	20-7-1	11-15-2	10th/11
2011-12	Ferris State	16-7-5	14-11-3	fifth/11
2012-13	Miami	17-7-4	9-18-1	11th/11

## SPARTAN CCHA HONOREES

## PLAYER OF THE YEAR

1990	Kip Miller
1992	Dwayne Norris
1998	Chad Alban
1999	Mike York
2000	Shawn Horcoff
2001	Ryan Miller
2002	Ryan Miller
2012	Torey Krug

## ROOKIE OF THE YEAR

1984	Bill Shibicky
1986	Joe Murphy
1989	Rod Brind'Amour
2006	Jeff Lerg

## COACH OF THE YEAR

1985	Ron Mason
1989	Ron Mason
1990	Ron Mason
1999	Ron Mason

## BEST OFFENSIVE DEFENSEMAN

1991	Jason Woolley
2002	John-Michael Liles
2003	John-Michael Liles
2004	A.J. Thelen
2011	Torey Krug
2012	Torey Krug

## BEST DEFENSIVE DEFENSEMAN

1992	Joby Messier
1997	Tyler Harlton
1998	Tyler Harlton
1999	Mike Weaver
2000	Mike Weaver
2001	Andrew Hutchinson
2003	Brad Fast

## BEST DEFENSIVE FORWARD

1999	Mike York
2000	Shawn Horcoff
2001	John Nail
2006	Drew Miller
2008	Justin Abdelkader

## BEST GOALTENDER

2000	Ryan Miller
2001	Ryan Miller
2002	Ryan Miller
2004	Dominic Vicari

## TERRY FLANAGAN AWARD

1993	Wes McCauley
1996	Jon Gaskins
1998	Bryan Adams
2003	Brian Maloney

## ILITCH HUMANITARIAN AWARD

2006	Drew Miller
2008	Justin Abdelkader
2009	Jeff Lerg
2011	Trevor Nill

## CCHA SCHOLAR-ATHLETE

2008	Jeff Lerg
------	-----------





## THE CENTRAL COLLEGIATE HOCKEY ASSOCIATION

## ALL-CCHA SELECTIONS

1982	Newell Brown (1st)	1988	Tom Miller (1st)	1995	Anson Carter (1st)	2002	Ryan Miller (1st)
	Ron Scott (1st)		Jason Muzzatti (2nd)		Mike Buzak (2nd)		John-Michael Liles (1st)
	Gary Haight (2nd)		Bobby Reynolds (2nd)		Rem Murray (2nd)		Andrew Hutchinson (2nd)
	Mark Hamway (2nd)	1989	Kip Miller (1st)	1996	Anson Carter (2nd)		Brad Fast (HM)
1983	Ken Leiter (1st)		Chris Luongo (2nd)	1997	Sean Berens (2nd)	2003	John-Michael Liles (1st)
	Ron Scott (1st)		Bobby Reynolds (2nd)		Chad Alban (HM)		Brad Fast (1st)
	Gary Haight (2nd)		Steve Beadle (HM)		Tyler Harlton (HM)		Jim Slater (1st)
	Mark Hamway (HM)		Danton Cole (HM)		Mike York (HM)	2004	Jim Slater (1st)
	Dan McFall (HM)		Jason Muzzatti (HM)	1998	Chad Alban (1st)		A.J. Thelen (1st)
1984	Dan McFall (1st)	1990	Kip Miller (1st)		Sean Berens (1st)	2005	Jim Slater (HM)
	Norm Foster (2nd)		Jason Muzzatti (1st)		Tyler Harlton (1st)	2006	Corey Potter (HM)
1985	Bob Essensa (1st)		Don Gibson (2nd)		Mike York (2nd)		Jeff Lerg (HM)
	Gary Haight (1st)		Pat Murray (2nd)		Mike Weaver (HM)	2007	Mike Ratchuk (HM)
	Don McSween (1st)		Steve Beadle (HM)	1999	Mike Weaver (1st)	2008	Jeff Lerg (1st)
	Kelly Miller (1st)		Shawn Heaphy (HM)		Mike York (1st)		Tim Kennedy (2nd)
	Craig Simpson (1st)	1991	Jason Woolley (1st)		Joe Blackburn (2nd)		Justin Abdelkader (HM)
	Tom Anastos (2nd)		Mike Gilmore (2nd)		Bryan Adams (HM)		Michael Ratchuk (HM)
	Dan McFall (2nd)	1992	Joby Messier (1st)	2000	Shawn Horcoff (1st)		Daniel Vukovic (HM)
1986	Mike Donnelly (1st)		Dwayne Norris (1st)		Mike Weaver (1st)	2009	Jeff Lerg (2nd)
	Don McSween (1st)		Mike Gilmore (HM)		Adam Hall (2nd)	2010	Drew Palmisano (2nd)
	Bob Essensa (2nd)		Bryan Smolinski (HM)		Ryan Miller (2nd)		Jeff Petry (2nd)
	Norm Foster (HM)	1993	Bryan Smolinski (1st)		John-Michael Liles (HM)		Corey Tropp (2nd)
1987	Don McSween (1st)		Rem Murray (HM)	2001	Ryan Miller (1st)	2011	Torey Krug (1st)
	Mitch Messier (1st)	1994	Anson Carter (1st)		Andrew Hutchinson (2nd)	2012	Torey Krug (1st)
	Bill Shibicky (2nd)		Mike Buzak (2nd)		John-Michael Liles (HM)		
	Bob Essensa (HM)		Steve Guolla (2nd)		Rustyn Doljny (HM)		
	Kevin Miller (HM)		Rem Murray (HM)				

## ALL-ROOKIE TEAM SELECTIONS

1989	Rod Brind'Amour (1st)	1994	Steve Ferranti (HM)	1999	Adam Hall (1st)	2006	Jeff Lerg (1st)
	Peter White (1st)		Chris Slater (HM)		Andrew Hutchinson (HM)		Justin Abdelkader (HM)
	Jason Woolley (1st)		Tony Tuzzolino (HM)	2000	Ryan Miller (1st)		Tim Crowder (HM)
	Joby Messier (HM)	1995	Sean Berens (HM)		John-Michael Liles (HM)		Tim Kennedy (HM)
	Dwayne Norris (HM)		Richard Keyes (HM)		Brian Maloney (HM)	2008	Jeff Petry (1st)
1990	Bryan Smolinski (HM)		Mike Watt (HM)	2002	Jim Slater (1st)	2009	Daultan Leveille (HM)
	Michael Stewart (HM)	1996	Chris Bogas (1st)		Duncan Keith (HM)	2010	Torey Krug
	Rob Woodward (HM)		Mike York (1st)	2003	David Booth (1st)		Derek Grant (HM)
1991	Steve Norton (HM)		Jeff Kozakowski (HM)	2004	A.J. Thelen (1st)	2011	Jake Chelios (HM)
1992	Rem Murray (1st)	1997	Shawn Horcoff (HM)		Dominic Vicari (1st)		Will Yanakeff (HM)
	Steve Suk (1st)		Mike Weaver (HM)		Tommy Goebel (HM)	2012	Matt Berry (HM)
1993	Anson Carter (HM)	1998	Rustyn Doljny (1st)				

## ALL-ACADEMIC TEAM

1982	Ron Scott (1st)	1990	Walter Bartels (1st)	1999	Shawn Horcoff (1st)	2006	Jeffrey Dunne
1983	Ron Scott (1st)		Mike Gilmore (1st)		Joe Blackburn (HM)	2007	Jeff Lerg
	Kelly Miller (HM)		Don Gibson (HM)		Andrew Bogle (HM)	2008	Jeff Lerg
1984	Kelly Miller (1st)		Jason Muzzatti (HM)	2000	Joe Blackburn (1st)	2009	Jeff Lerg
1985	Bob Essensa (1st)	1991	Walter Bartels (1st)		Shawn Horcoff (1st)	2010	Drew Palmisano
	Kelly Miller (1st)		Mike Gilmore (1st)	2001	Joe Blackburn (HM)	2011	Brock Shergren
	Don McSween (HM)	1992	Mike Gilmore (1st)		Brad Fast (HM)	2012	Brock Shergren
1986	Bob Essensa (1st)		Bart Turner (HM)		Adam Hall (HM)		
	Don McSween (1st)	1993	Bart Turner (HM)	2002	Brad Fast (1st)		
	Kevin Miller (HM)	1994	Eric Kruse (HM)		Adam Hall (1st)		
1987	Bob Essensa (1st)		Nicolas Perreault (HM)		Tim Hearon (HM)		
	Don McSween (1st)	1995	Dean Sylvester (HM)		Ryan Miller (HM)		
	Danton Cole (HM)	1996	Tyler Harlton (HM)	2003	Brad Fast (HM)		
1988	Danton Cole (1st)	1997	Tyler Harlton (1st)		Troy Ferguson (HM)		
1989	Walt Bartels (1st)	1998	Tyler Harlton (1st)		Tim Hearon (HM)		
	Danton Cole (1st)		Shawn Horcoff (HM)	2004	Colton Fretter (HM)		
	Jason Muzzatti (HM)		Kevin O'Keefe (HM)		Steve Swistak (HM)		



## CCHA TOURNAMENT

Michigan State enjoyed unprecedented success in the CCHA's post-season event, capturing 11 titles, two more than any other team.

The Spartans won the tournament title in their first four seasons in the league, and its tradition of success extended into 2006, where the Green and White hung its 11th banner in the Joe Louis Arena rafters. The Spartans appeared in 15 of the league's 32 championship games since joining the league for the 1981-82 season, nearly 50 percent.

The CCHA employed a new playoff structure for the 2005-06 season in which each team qualified for the postseason, with the top four teams in the regular-season standings receiving a bye week.

## ALL-TIME CCHA TOURNAMENT STANDINGS

	Years	W	L	T	Pct.	Titles	Most Recent
Michigan	30	83	30	0	.735	9	2010
Michigan State	32	83	35	0	.728	11	2006
Northern Michigan	23	45	37	7	.545	2	1981
Lake Superior	34	56	51	0	.523	4	1995
Bowling Green	40	64	61	2	.512	5	1988
Miami	24	35	38	0	.479	1	2011
Notre Dame	20	31	35	0	.470	3	2013
Ohio State	37	46	64	4	.421	2	2004
Alaska	16	20	33	0	.377	0	
Western Michigan	32	34	57	2	.376	2	2012
Ferris State	33	25	59	3	.305	0	

### Former CCHA teams

St. Louis	7	12	5	2	.684	3	
Nebraska-Omaha	11	20	22	0	.476	0	
Michigan Tech	3	1	5	2	.250	0	
Illinois-Chicago	10	4	21	0	.160	0	
Kent State	2	0	4	0	.000	0	
Ohio University	1	0	2	0	.000	0	



## THE MASON CUP

By a unanimous vote of head coaches and league athletic directors on Oct. 3, 2000, the CCHA Playoff Championship trophy was renamed the Mason Cup in honor of longtime coach Ron Mason.

Mason stepped down from behind the bench – and into the athletics director position – at Michigan State University at the conclusion of the 2001-02 season. He retired as college hockey's all-time winningest coach, (924 victories), won 13 CCHA titles (10 at MSU, and three during his time at Bowling Green) as well as a National Championship with his 1986 Spartan squad.





## CCHA TOURNAMENT

## ALL-TIME CCHA TOURNAMENT CHAMPIONS

Season	Tournament (seed)	Coach	Runner-up
1971-72	Ohio State (1)	Dave Chambers	St. Louis
1972-73	Bowling Green (3)	Jack Vivian	Ohio State
1973-74	St. Louis (2)	Bill Selman	Lake Superior
1974-75	St. Louis (1)	Bill Selman	Lake Superior
1975-76	St. Louis (2)	Bill Selman	W. Michigan
1976-77	Bowling Green (2)	Ron Mason	St. Louis
1977-78	Bowling Green (1)	Ron Mason	St. Louis
1978-79	Bowling Green (1)	Ron Mason	Ohio State
1979-80	Northern Michigan (1)	Rick Comley	Ferris State
1980-81	Northern Michigan (1)	Rick Comley	Ohio State
1981-82	Michigan State (2)	Ron Mason	Notre Dame
1982-83	Michigan State (2)	Ron Mason	Bowling Green
1983-84	Michigan State (3)	Ron Mason	W. Michigan
1984-85	Michigan State (1)	Ron Mason	Lake Superior
1985-86	Western Michigan (3)	Bill Wilkinson	Michigan State
1986-87	Michigan State (2)	Ron Mason	Bowling Green
1987-88	Bowling Green (2)	Jerry York	Lake Superior
1988-89	Michigan State (1)	Ron Mason	Lake Superior
1989-90	Michigan State (1)	Ron Mason	Lake Superior
1990-91	Lake Superior (1)	Jeff Jackson	Michigan
1991-92	Lake Superior (2)	Jeff Jackson	Michigan
1992-93	Lake Superior (3)	Jeff Jackson	Miami
1993-94	Michigan (1)	Red Berenson	Lake Superior
1994-95	Lake Superior (4)	Jeff Jackson	Michigan State
1995-96	Michigan (2)	Red Berenson	Lake Superior
1996-97	Michigan (1)	Red Berenson	Michigan State
1997-98	Michigan State (1)	Ron Mason	Ohio State
1998-99	Michigan (2)	Red Berenson	N. Michigan
1999-00	Michigan State (2)	Ron Mason	Nebraska Omaha
2000-01	Michigan State (1)	Ron Mason	Michigan
2001-02	Michigan (1)	Red Berenson	Michigan State
2002-03	Michigan (1)	Red Berenson	Ferris State
2003-04	Ohio State (4)	John Markell	Michigan
2004-05	Michigan (1)	Red Berenson	Ohio State
2005-06	Michigan State (2)	Rick Comley	Miami
2006-07	Notre Dame (1)	Jeff Jackson	Michigan
2007-08	Michigan (1)	Red Berenson	Miami
2008-09	Notre Dame (1)	Jeff Jackson	Michigan
2009-10	Michigan (7)	Red Berenson	Northern Michigan
2010-11	Miami (3)	Rico Blasi	Western Michigan
2011-12	Western Michigan (3)	Andy Murray	Michigan
2012-13	Notre Dame (2)	Jeff Jackson	Michigan

MSU'S CCHA  
ALL-TOURNAMENT  
SELECTIONS

## MOST VALUABLE PLAYER

1982	Ron Scott
1985	Norm Foster
1987	Bobby Reynolds
1989	Jason Muzzatti
1990	Peter White
1998	Mike York
2000	Ryan Miller
2001	Ryan Miller
2006	Jeff Lerg

## ALL-TOURNAMENT TEAM

1982	Mark Hamway
	Ron Scott
1983	Gord Flegel
	Kelly Miller
1984	Newell Brown
	Jeff Eisley
	Gord Flegel
	Norm Foster
1985	Tom Anastos
	Norm Foster
	Dan McFall
	Don McSween
	Kelly Miller
	Craig Simpson
1987	Don McSween
	Bobby Reynolds
1988	Bobby Reynolds
1989	Brad Hamilton
	Jason Muzzatti
1990	Jason Muzzatti
	Peter White
1992	Dwayne Norris
1994	Steve Guolla
1995	Mike Buzak
	Chris Slater
1997	Chad Alban
	Chris Bogas
	Mike Watt
	Mike Weaver
1998	Tyler Harlton
	Mike York
2000	Rustyn Dolyny
	Shawn Horcoff
	Andrew Hutchinson
	Ryan Miller
2001	Adam Hall
	Andrew Hutchinson
	Ryan Miller
	Sean Patchell
2002	Brad Fast
2006	Tim Crowder
	Jeff Lerg
	Drew Miller

## SPARTANS YEAR-BY-YEAR CCHA TOURNAMENT

**1982 - No. 2 seed**

Q	LAKE SUPERIOR.....	W, 9-1
Q	LAKE SUPERIOR.....	L, 3-4
S	vs. Michigan Tech.....	W, 3-2
Ch	vs. Notre Dame.....	W, 4-1

**1983 - No. 2 seed**

Q	FERRIS STATE.....	W, 4-2
Q	FERRIS STATE.....	W, 5-1
S	vs. Ohio State.....	W, 8-3
Ch	vs. Bowling Green.....	W, 4-3 (ot)

**1984 - No. 3 seed**

Q	MICHIGAN TECH.....	W, 5-3
Q	MICHIGAN TECH.....	W, 3-1
S	vs. Ohio State.....	W, 8-3
Ch	vs. Western Michigan.....	W, 5-0

**1985 - No. 1 seed**

Q	MIAMI.....	W, 4-3
Q	MIAMI.....	W, 7-1
S	vs. Ohio State.....	W, 8-0
Ch	vs. Lake Superior.....	W, 5-1

**1986 - No. 1 seed**

Q	MICHIGAN.....	W, 4-3
Q	MICHIGAN.....	W, 5-2
S	vs. Lakes Superior.....	W, 3-2
Ch	vs. Western Michigan.....	L, 3-1

**1987 - No. 2 seed**

Q	MICHIGAN.....	W, 8-7 (ot)
Q	MICHIGAN.....	W, 6-3
S	vs. Western Michigan.....	W, 6-3
Ch	vs. Bowling Green.....	W, 4-3 (ot)

**1988 - No. 3 seed**

Q	ILLINOIS-CHICAGO.....	W, 9-4
Q	ILLINOIS-CHICAGO.....	W, 6-3
S	vs. Bowling Green.....	L, 6-4
Co	vs. Western Michigan.....	W, 9-6

**1989 - No. 1 seed**

Q	OHIO STATE.....	W, 9-5
Q	OHIO STATE.....	W, 11-4
S	vs. Bowling Green.....	W, 3-2
Ch	vs. Lake Superior.....	W, 4-1

**1990 - No. 1 seed**

Q	FERRIS STATE.....	W, 6-4
Q	FERRIS STATE.....	W, 13-1
S	vs. Michigan.....	W, 4-3 (ot)
Ch	vs. Lake Superior.....	W, 4-3

**1991 - No. 5 seed**

Q	at Western Michigan.....	L, 4-3
Q	at Western Michigan.....	L, 4-2

**1992 - No. 3 seed**

Q	FERRIS STATE.....	W, 5-2
Q	FERRIS STATE.....	W, 4-1
S	vs. Lake Superior.....	L, 5-3
Co	vs. Miami.....	W, 8-5

**1993 - No. 4 seed**

F	KENT STATE.....	W, 6-5
F	KENT STATE.....	W, 2-2
Q	vs. Ferris State.....	L, 3-2

**1994 - No. 3 seed**

F	ILLINOIS-CHICAGO.....	L, 4-3
F	ILLINOIS-CHICAGO.....	W, 2-1 (ot)
F	ILLINOIS-CHICAGO.....	W, 8-3
Q	vs. Bowling Green.....	W, 3-2 (ot)
S	vs. Lake Superior.....	L, 4-0

**1995 - No. 3 seed**

Q	ILLINOIS-CHICAGO.....	W, 6-4
Q	ILLINOIS-CHICAGO.....	W, 4-2
S	vs. Bowling Green.....	W, 4-3 (ot)
Ch	vs. Lake Superior.....	L, 5-3

**1996 - No. 3 seed**

Q	FERRIS STATE.....	W, 3-2 (ot)
Q	FERRIS STATE.....	L, 5-1
Q	FERRIS STATE.....	W, 3-1
S	vs. Michigan.....	L, 6-2

**1997 - No. 3 seed**

Q	WESTERN MICHIGAN.....	W, 4-1
Q	WESTERN MICHIGAN.....	W, 3-1
S	vs. Miami.....	W, 4-3 (ot)
Ch	vs. Michigan.....	L, 3-1

**1998 - No. 1 seed**

Q	FERRIS STATE.....	W, 3-1
Q	FERRIS STATE.....	W, 2-1
S	vs. Northern Michigan.....	W, 5-1
Ch	vs. Ohio State.....	W, 3-2 (2ot)

**1999 - No. 1 seed**

Q	LAKE SUPERIOR.....	W, 3-2
Q	LAKE SUPERIOR.....	W, 4-0
S	vs. Northern Michigan.....	L, 5-3

**2000 - No. 2 seed**

Q	MIAMI.....	W, 6-2
Q	MIAMI.....	W, 5-1
S	vs. Notre Dame.....	W, 4-0
Ch	vs. Nebraska-Omaha.....	W, 6-0

**2001 - No. 1 seed**

F	ALASKA FAIRBANKS.....	W, 5-2
F	ALASKA FAIRBANKS.....	W, 3-2 (ot)
S	vs. Bowling Green.....	W, 2-1
Ch	vs. Michigan.....	W, 2-0

**2002 - No. 2 seed**

F	BOWLING GREEN.....	W, 4-3 (ot)
F	BOWLING GREEN.....	W, 4-2
S	vs. Northern Michigan.....	W, 2-1
Ch	vs. Michigan.....	L, 3-2

**2003 - No. 4 seed**

F	ALASKA FAIRBANKS.....	W, 11-1
F	ALASKA FAIRBANKS.....	W, 3-1
Q	vs. Northern Michigan.....	L, 7-5

**2004 - No. 3 seed**

F	FERRIS STATE.....	W, 6-4
F	FERRIS STATE.....	W, 5-3
Q	vs. Northern Michigan.....	L, 2-1

**2005 - No. 6 seed**

F	MIAMI.....	W, 2-1
F	MIAMI.....	W, 5-4 (ot)
Q	vs. Nebraska-Omaha.....	W, 5-0
S	vs. Ohio State.....	L, 4-1
Co	vs. Alaska Fairbanks.....	L, 3-2

**2006 - No. 2 seed**

Q	ALASKA-FAIRBANKS.....	L, 2-1
Q	ALASKA-FAIRBANKS.....	W, 6-1
Q	ALASKA-FAIRBANKS.....	W, 7-4
S	vs. Michigan.....	W, 4-1
Ch	Miami.....	W, 2-1

**2007 - No. 4 seed**

Q	NEBRASKA-OMAHA.....	W, 4-2
Q	NEBRASKA-OMAHA.....	W, 4-1
S	vs. Michigan.....	L, 2-5
Co	vs. Lake Superior.....	W, 7-6 (OT)

**2008 - No. 3 seed**

Q	NORTHERN MICHIGAN.....	W, 5-1
Q	NORTHERN MICHIGAN.....	L, 1-2
Q	NORTHERN MICHIGAN.....	L, 2-3 (ot)

**2009 - No. 11 seed**

F	at Northern Michigan.....	L, 3-5
F	at Northern Michigan.....	L, 2-8

**2010 - No. 2 seed**

Q	MICHIGAN.....	L, 1-5
Q	MICHIGAN.....	L, 3-5

**2011 - No. 10 seed**

F	at Alaska.....	L, 1-2 (OT)
F	at Alaska.....	L, 2-3 (2OT)

**2012 - No. 5 seed**

Q	at Miami.....	L, 6-0
Q	at Miami.....	L, 4-1

**2013 - No. 11 seed**

F	at Alaska.....	W, 2-1 (OT)
F	at Alaska.....	L, 4-1
F	at Alaska.....	W, 4-3
Q	at Miami.....	W, 3-0
Q	at Miami.....	L, 4-1
Q	at Miami.....	L, 4-1

*Home games in ALL CAPS**Neutral site games designated by 'vs.'**F- First Round**Q- Quarterfinal**S- Semifinal**Co- Consolation**Ch- Championship*

Home Record: 48-8

Road Record: 3-7

Neutral Site Record: 30-16



CCHA TOURNAMENT

TOURNAMENT RECORDS BY ROUND

Opponent	First	Quarterfinal	Semifinals	Consolation	Championship	TOTAL
Alaska Fairbanks	6-3	2-1		0-1		6-4
Bowling Green	2-0	1-0	3-1		2-0	8-1
Ferris State	2-0	9-3				11-3
Lake Superior State		3-1	1-2	1-0	3-1	8-4
Miami	2-0	5-4	1-0	1-0	1-0	9-2
Michigan		4-3	2-1		1-2	7-6
Nebraska-Omaha	2-0	1-0			1-0	4-0
Northern Michigan	0-2	1-4	2-1			3-7
Notre Dame			1-0		1-0	2-0
Ohio State		2-0	3-1		1-0	6-1
Western Michigan		2-2	1-0	1-0	1-1	5-3
Kent State		2-0				2-0
Illinois - Chicago	2-1	4-0				6-1
Michigan Tech		2-0	1-0			3-0
TOTALS	16-6	37-15	15-6	3-1	11-4	83-35

SPARTAN CCHA RECORD HOLDERS

TEAM RECORDS

Most Semifinal Appearances.....	21
Most Championship Game Appearances.....	15
Consecutive Tournament Appearances.....	26 (1982-2006)
Largest Winning Margin.....	12 (MSU 13, FSU 1, 1990 QF)
Largest Winning Margin, Championship Game.....	6 (MSU 6, UNO 0, 2000)

SCORING

Fewest Goals, two teams, first round.....	7; vs. Ferris State, 1998 *
Most Goals, One Team, One Game.....	13; vs. Ferris State (13-1 W), 1990 QF *
Most Goals, One Team, One Period.....	7; vs. Ferris State, 2nd period (13-1 W), 1990 QF *
Most PPG, Two Teams, One Period.....	4 (MSU 2, WMU 2), 2nd Period (9-6 W, 1988 Cons.) *
Most PPG, Two Teams, Champ. Game.....	3 (LSSU 2, MSU 1), 4-3 W, 1990 *
Most SHG, One Team, One Year.....	3, 2000
Most SHG, One Team, One Game.....	2 vs. Miami (6-2 W, 2000 QF) *
Fastest Three Goals, One Team.....	1:46, vs. UAF (2006 Quarterfinal, 6-1 W) (Second Period: Crowder 19:11, Lerg 19:37; Third Period: Lawrence 0:57)
Most Shots, Period.....	25 3rd per vs. Kent State (5-2 W, 1993 QF)
Shutouts, One Playoff Year, One Team.....	2, 2000 *

INDIVIDUAL RECORDS

Most Goals, One Year.....	8, Bobby Reynolds, 1988
Most Points, One Year.....	13, Bobby Reynolds, 1988 (8 g, 5 a)
Most Points, One Game.....	6, Bobby Reynolds (4-2-6) vs. WMU (9-6 W), 1988 Cons. *
Shorthanded Goals, One Year.....	2, Troy Ferguson, 2000 *
Game-Winning Goals, Career.....	4, Peter White (1989-92)
Overtime Goals, Career.....	2, Steve Guolla (1994 QF vs. UIC, 1995 Semi vs. BGSU)

\* - shared records



## SPARTAN HOCKEY IN DETROIT



The state-of-the-art, \$860 million Little Caesars Arena opened in the fall of 2018 as the new home of the Detroit Red Wings. The arena serves as the third permanent home of the Great Lakes Invitational tournament and the annual Duel in the D featuring the Spartans and Michigan. MSU will host the 2020 Frozen Four at Little Caesars Arena.

## MSU AT LITTLE CAESARS ARENA

OVERALL	0-5-1	BY OPPONENT	
<b>Great Lakes Invitational:</b>	0-3-1	Lake Superior State	0-1-0
<b>Regular Season:</b>	0-2-0	Michigan	0-3-1
		Michigan Tech	0-1-0

Joe Louis Arena, the home of the Detroit Red Wings, became a second home to Michigan State. Nicknamed "Munn East" by fans, the Spartans played at Joe Louis Arena over 160 times since 1979. MSU won 11 CCHA playoff titles and 11 Great Lakes Invitionals at "The Joe" and produced a stretch of 17 consecutive wins in the building from 1982-86. Since the first game at the Joe in December 1979, more than 2.5 million fans enjoyed watching the Spartans at the historic hockey facility, which closed following the 2016-17 season.

## MSU AT JOE LOUIS ARENA

OVERALL	88-65-8	BY OPPONENT	
<b>Regular Season (excluding GLI):</b> 13-16-5		Alaska-Fairbanks	0-1-0
		Boston College	1-1-0
<b>Great Lakes Invitational:</b> 41-31-2		Boston University	0-1-0
First Round: 22-14-1		Bowling Green	7-1-0
Consolation: 7-6-1		Colorado College	0-2-0
Championship: 12-11-0		Cornell	1-0-0
<b>Big Ten Tournament:</b> 0-2		Ferris State	1-1-0
Quarterfinals: 0-1		Harvard	3-0-0
Semifinals: 0-1		Lake Superior State	8-5-1
<b>CCHA Tournament:</b> 32-16		Maine	0-1-0
Quarterfinal: 1-2-0		Miami	3-0-0
Semifinal: 17-7-0		Michigan	20-30-6
Consolation: 3-1-0		Michigan Tech	23-6-0
Championship: 11-6-0		Minnesota	1-1-0
<b>College Hockey Showcase:</b> 1-1-0		Nebraska-Omaha	2-0-0
<b>NCAA Semifinals:</b> 1-0-0		New Hampshire	1-0-0
<b>NCAA Finals:</b> 0-1-0		North Dakota	1-3-0
		Northern Michigan	4-5-0
		Notre Dame	2-0-0
		Ohio State	4-2-0
		Providence	0-1-0
		Rensselaer	2-0-0
		Western Michigan	3-3-1
		Wisconsin	1-2-0

## MSU AT COMERICA PARK

OVERALL	1-0-1	BY OPPONENT	
<b>2013 Great Lakes Invitational:</b> 1-0-1		Michigan	1-0-0
		Michigan Tech	0-0-1

## MSU AT THE JOE

Games.....	161
Record.....	88-65-8
First Game.....	Dec. 28, 1979
CCHA Playoff Titles.....	11
GLI Titles.....	11
Total Attendance.....	2,523,642

## VS. MICHIGAN

**Overall:** 20-30-6

**Regular Season (excluding GLI):** 11-14-5

**Great Lakes Invitational:** 6-11-1  
First Round: 1-2-0  
Consolation: 0-2-1  
Championship: 5-7-0

**CCHA Tournament:** 3-4-0  
Quarterfinal: 0-0-0  
Semifinal: 2-2-0  
Consolation: 0-0-0  
Championship: 1-2-0

**B1G Tournament:** 0-1-0  
Semifinal: 0-1-0





## SPARTAN HOCKEY AT JOE LOUIS ARENA



Date	Opponent	Result	Score	Record	Event	Attendance
12/28/79	Michigan	L	4-7	0-1	GLI First Round	13,159
12/29/79	Wisconsin	L	4-10	0-2	GLI Consolation	17,642
12/27/80	Michigan	L	2-3	0-3	GLI First Round	10,407
12/28/80	Harvard	W	6-4	1-3	GLI Consolation	16,821
12/29/81	Michigan Tech	L	3-6	1-4	GLI First Round	14,589
12/30/81	Michigan	T	4-4 OT	1-4-1	GLI Consolation	19,225
3/12/82	Michigan Tech	W	3-2	2-4-1	CCHA Semifinals	9,821
3/13/82	Notre Dame	W	4-1	3-4-1	CCHA Championship	10,315
12/28/82	Michigan	W	6-3	4-4-1	GLI First Round	18,185
12/29/82	Michigan Tech	W	5-3	5-4-1	GLI Championship	21,347
3/11/83	Ohio State	W	8-3	6-4-1	CCHA Semifinals	9,351
3/12/83	Bowling Green	W	4-3 OT	7-4-1	CCHA Championship	15,152
12/29/83	Northern Michigan	W	5-1	8-4-1	GLI First Round	18,942
12/30/83	Michigan Tech	W	6-2	9-4-1	GLI Championship	21,402
3/9/84	Ohio State	W	8-1	10-4-1	CCHA Semifinals	10,863
3/10/84	Western Michigan	W	5-0	11-4-1	CCHA Championship	17,515
12/28/84	Bowling Green	W	3-1	12-4-1	GLI First Round	19,547
12/29/84	Michigan Tech	W	7-0	13-4-1	GLI Championship	21,576
3/8/85	Ohio State	W	8-0	14-4-1	CCHA Semifinals	13,180
3/9/85	Lake Superior State	W	5-1	15-4-1	CCHA Championship	20,067
12/27/85	Michigan Tech	W	2-1 OT	16-4-1	GLI First Round	15,485
12/29/85	Rensselaer	W	8-3	17-4-1	GLI Championship	17,560
3/7/86	Lake Superior State	W	3-2	18-4-1	CCHA Semifinals	13,253
3/8/86	Western Michigan	L	1-3	18-5-1	CCHA Championship	18,722
12/27/86	Western Michigan	L	3-7	18-6-1	GLI First Round	18,377
12/28/86	Michigan Tech	W	9-0	19-6-1	Great Lakes Invitational	19,190
3/6/87	Western Michigan	W	6-3	20-6-1	CCHA Semifinals	15,272
3/7/87	Bowling Green	W	4-3 OT	21-6-1	CCHA Championship	17,995
3/27/87	Minnesota	W	5-3	22-6-1	NCAA Semifinals	14,093
3/28/87	North Dakota	L	3-5	22-7-1	NCAA Finals	17,644
12/29/87	Michigan Tech	W	5-2	23-7-1	GLI First Round	19,294
12/30/87	Wisconsin	L	3-4	23-8-1	GLI Championship	19,482
3/11/88	Bowling Green	L	4-6	23-9-1	CCHA Semifinals	15,999
3/12/88	Western Michigan	W	9-6	24-9-1	CCHA Third-Place	17,664
12/29/88	North Dakota	L	3-7	24-10-1	GLI First Round	19,620
12/30/88	Michigan Tech	W	7-1	25-10-1	GLI Consolation	19,763
3/11/89	Bowling Green	W	3-2	26-10-1	CCHA Semifinal	17,124
3/12/89	Lake Superior State	W	4-1	27-10-1	CCHA Championship	17,672
12/29/89	Michigan Tech	W	3-2	28-10-1	GLI First Round	18,448
12/30/89	Michigan	L	3-6	28-11-1	GLI Championship	19,284
3/10/90	Michigan	W	4-3 OT	29-11-1	CCHA Semifinal	18,126
3/11/90	Lake Superior State	W	4-1	30-11-1	CCHA Championship	16,284
12/28/90	Maine	L	3-6	30-12-1	GLI First Round	16,172
12/29/90	Michigan Tech	L	2-3	30-13-1	GLI Consolation	16,782
2/15/91	Michigan	L	5-6	30-14-1	Regular Season	13,794
2/16/91	Michigan	W	6-2	31-14-1	Regular Season	15,684
12/27/91	Michigan Tech	L	5-6	31-15-1	GLI First Round	17,358
12/28/91	Harvard	W	3-1	32-15-1	GLI Consolation	16,858
2/21/92	Michigan	L	1-4	32-16-1	Regular Season	14,182
2/22/92	Michigan	L	4-5	32-17-1	Regular Season	16,643
3/21/92	Lake Superior State	L	3-5	32-18-1	CCHA Semifinal	15,865
3/22/92	Miami	W	8-5	33-18-1	CCHA Consolation	13,352
12/26/92	Northern Michigan	L	1-4	33-19-1	GLI First Round	15,423
12/27/92	Michigan Tech	W	4-3	34-19-1	GLI Consolation	10,002
1/30/93	Michigan	L	1-11	34-20-1	Regular Season	18,275
3/19/93	Ferris State	L	2-3	34-21-1	CCHA Semifinal	8,132
12/29/93	Michigan Tech	W	3-2 OT	35-21-1	GLI First Round	16,219
12/30/93	Michigan	L	2-4	35-22-1	GLI Championship	17,031
2/19/94	Michigan	W	5-1	36-22-1	Regular Season	18,398
3/18/94	Bowling Green	W	3-2 OT	37-22-1	CCHA Semifinal	7,037
3/19/94	Lake Superior State	L	0-4	37-23-1	CCHA Championship	11,563
12/29/94	Cornell	W	9-4	38-23-1	GLI First Round	17,118
12/30/94	Michigan	L	5-4	38-24-1	GLI Championship	18,067
2/18/95	Michigan	L	1-7	38-25-1	Regular Season	17,938
3/18/95	Bowling Green	W	4-3 OT	39-25-1	CCHA Semifinal	12,478
3/19/95	Lake Superior State	L	3-5	39-26-1	CCHA Championship	9,274
12/29/95	Michigan Tech	W	3-2 OT	40-26-1	GLI First Round	17,494
12/30/95	Michigan	L	1-3	40-27-1	GLI Championship	18,103

## SPARTAN HOCKEY AT JOE LOUIS ARENA

Date	Opponent	Result	Score	Record	Event	Attendance
2/16/96	Lake Superior State	W	4-3	41-27-1	Regular Season	10,087
2/17/96	Michigan	L	1-8	41-28-1	Regular Season	19,875
3/15/96	Michigan	L	2-6	41-29-1	CCHA Semifinal	14,638
11/29/96	Wisconsin	W	3-1	42-29-1	College Hockey Showcase	11,209
11/30/96	Minnesota	L	3-5	42-30-1	College Hockey Showcase	12,138
12/27/96	Lake Superior State	L	0-5	42-31-1	GLI First Round	17,196
12/28/96	Michigan Tech	W	4-3	43-31-1	GLI Championship	18,409
2/8/97	Michigan	W	2-1	44-31-1	Regular Season	19,983
3/14/97	Miami	W	4-3 OT	45-31-1	CCHA Semifinal	15,211
3/15/97	Michigan	L	1-3	45-32-1	CCHA Championship	19,032
12/27/97	Michigan Tech	W	3-1	46-32-1	GLI First Round	18,345
12/28/97	Michigan	W	5-3	47-32-1	GLI Championship	17,647
2/21/98	Michigan	W	4-1	48-32-1	Regular Season	19,983
3/20/98	Northern Michigan	W	5-1	49-32-1	CCHA Semifinal	13,874
3/21/98	Ohio State	W	3-2 2OT	50-32-1	CCHA Championship	15,120
12/26/98	Northern Michigan	W	5-3	51-32-1	GLI First Round	18,612
12/27/98	Michigan	W	3-1	52-32-1	GLI Championship	18,129
2/6/99	Lake Superior State	W	3-2	53-32-1	Regular Season	12,961
2/20/99	Michigan	W	3-1	54-32-1	Regular Season	19,983
3/19/99	Northern Michigan	L	3-5	54-33-1	CCHA Semifinal	14,261
12/29/99	Michigan Tech	W	6-3	55-33-1	GLI First Round	17,379
12/30/99	Michigan	W	3-1	56-33-1	GLI Championship	18,211
2/5/00	Lake Superior State	L	1-3	56-34-1	Regular Season	12,494
2/26/00	Michigan	T	3-3 OT	56-34-2	Regular Season	19,983
3/17/00	Notre Dame	W	4-0	57-34-2	CCHA Semifinal	13,177
3/18/00	Nebraska-Omaha	W	6-0	58-34-2	CCHA Championship	15,089
12/29/00	Boston College	W	4-1	59-34-2	GLI First Round	17,744
12/30/00	Michigan Tech	W	3-2 OT	60-34-2	GLI Championship	18,363
1/27/01	Michigan	L	3-4 OT	60-35-2	Regular Season	19,618
2/17/01	Michigan	W	4-2	61-35-2	Regular Season	19,995
3/16/01	Bowling Green	W	2-1	62-35-2	CCHA Semifinal	13,655
3/17/01	Michigan	W	2-0	63-35-2	CCHA Championship	16,031
12/28/01	Michigan Tech	W	4-1	64-35-2	GLI First Round	18,071
12/29/01	North Dakota	L	4-5 OT	64-36-2	GLI Championship	18,819
2/16/02	Michigan	W	3-1	65-36-2	Regular Season	20,058
3/16/02	Northern Michigan	W	2-1	66-36-2	CCHA Semifinal	14,079
3/17/02	Michigan	L	2-3	66-37-2	CCHA Championship	16,442
12/28/02	Boston University	L	1-6	66-38-2	GLI First Round	12,462
12/29/02	Michigan Tech	W	6-2	67-38-2	GLI Consolation	10,014
3/1/03	Michigan	L	4-5	67-39-2	Regular Season	20,058
3/20/03	Northern Michigan	L	5-7	67-40-2	CCHA Quarterfinal	6,374
12/27/03	Michigan Tech	W	7-2	68-40-2	GLI First Round	17,531
12/28/03	Boston College	L	3-4	68-41-2	GLI Championship	15,820
2/7/04	Lake Superior State	W	2-1	69-41-2	Regular Season	7,954
3/6/04	Michigan	W	1-0	70-41-2	Regular Season	20,066
3/18/04	Northern Michigan	L	1-2	70-42-2	CCHA Quarterfinal	6,238
12/29/04	New Hampshire	W	4-3 OT	71-42-2	GLI First Round	15,749
12/30/04	Michigan	W	2-1 OT	72-42-2	GLI Championship	17,698
2/5/05	Michigan	T	1-1	72-42-3	Regular Season	20,066
3/17/05	Nebraska-Omaha	W	5-0	73-42-3	CCHA Quarterfinals	3,436
3/18/05	Ohio State	L	1-4	73-43-3	CCHA Semifinals	10,128
3/19/05	Alaska Fairbanks	L	2-3	73-44-3	CCHA Consolation	16,891
12/29/05	Michigan Tech	W	3-2 OT	74-44-3	GLI First Round	15,801
12/30/05	Colorado College	L	3-6	74-45-3	GLI Championship	15,217
1/28/06	Michigan	T	5-5 OT	74-45-4	Regular Season	18,071
2/25/06	Lake Superior State	T	2-2 OT	74-45-5	Regular Season	8,000
3/17/06	Michigan	W	4-1	75-45-5	CCHA Semifinals	10,478
3/18/06	Miami	W	2-1	76-45-5	CCHA Championship	16,234
12/29/06	Harvard	W	5-2	77-45-5	GLI First Round	14,684
12/30/06	Michigan	W	4-1	78-45-5	GLI Championship	15,934
2/10/07	Michigan	T	3-3 OT	78-45-6	Regular Season	16,489
3/16/07	Michigan	L	2-5	78-46-6	CCHA Semifinals	13,238
3/17/07	Lake Superior State	W	7-6 OT	79-46-6	CCHA Consolation	16,481
12/28/07	Michigan Tech	L	1-4	79-47-6	GLI First Round	14,783
12/29/07	Providence	L	3-5	79-48-6	GLI Consolation	17,281
2/23/08	Michigan	L	2-5	79-49-6	Regular Season	20,066
12/27/08	North Dakota	W	2-1	80-49-6	GLI First Round	13,017
12/28/08	Michigan	L	1-5	80-50-6	GLI Championship	12,634



## SPARTAN HOCKEY AT JOE LOUIS ARENA

Date	Opponent	Result	Score	Record	Event	Attendance
1/23/09	Michigan	L	2-6	80-51-6	Regular Season	12,981
12/29/09	Michigan Tech	W	10-1	81-51-6	GLI First Round	11,211
12/30/09	Rensselaer	W	6-1	82-51-6	GLI Championship	13,814
1/30/10	Michigan	L	4-5	82-52-6	Regular Season	18,146
12/29/10	Colorado College	L	4-5	82-53-6	GLI First Round	7,988
12/30/10	Michigan Tech	W	5-3	83-53-6	GLI Consolation	14,718
1/29/11	Michigan	W	2-1	84-53-6	Regular Season	17,577
12/29/11	Michigan Tech	W	3-1	85-53-6	GLI First Round	15,091
12/30/11	Michigan	L	2-3 OT	85-54-6	GLI Championship	17,242
2/11/12	Michigan	L	2-3 OT	85-55-6	Regular Season	20,066
12/29/12	Western Michigan	T	1-1 OT	85-55-7	GLI First Round	16,439
12/30/12	Michigan	L	2-5	85-56-7	GLI Consolation	14,719
2/2/13	Michigan	L	2-5	85-57-7	Regular Season	16,124
1/23/14	Michigan	L	1-2	85-58-7	Regular Season	8,124
12/28/14	Ferris State	W	2-0	86-58-7	GLI First Round	16,455
12/29/14	Michigan	L	1-2	86-59-7	GLI Championship	17,779
1/30/15	Michigan	W	2-1	87-59-7	Regular Season	20,027
3/20/15	Michigan	L	1-4	87-60-7	Big Ten Semifinals	6,324
12/29/15	Michigan Tech	L	2-3 OT	87-61-7	GLI First Round	15,967
12/30/15	Northern Michigan	L	1-2 OT	87-62-7	GLI Consolation	16,571
2/5/16	Michigan	W	3-2 OT	88-62-7	Regular Season	20,027
12/29/16	Western Michigan	L	1-4	88-63-7	GLI First Round	18,774
12/30/16	Michigan	L	4-5 OT	88-64-7	GLI Consolation	16,878
2/10/17	Michigan	T	4-4 OT	88-64-8	Regular Season	17,720
3/16/17	Ohio State	L	3-6	88-65-8	Big Ten Quarterfinals	3,387



## BEFORE THE CCHA

Michigan State joined the Central Collegiate Hockey Association (CCHA) prior to the 1981-82 season. Before then, the Spartans were among the first members of the Midwest Intercollegiate Hockey League (MIHL) in 1951-52 – that group became the Western Intercollegiate Hockey League (WIHL) in 1953-54. Those schools then formed the Western Collegiate Hockey Association (WCHA), which began play in 1959-60. Michigan State remained in the WCHA until joining the CCHA. Meanwhile, Michigan State also competed in the Big Ten from 1958-59 until formal Big Ten play ceased in 1980-81.

	MIHL		WIHL					
	52	53	54	55	56	57	58	
Colorado College	1	5	T4	1	3	1	2	
Denver	T2	4	T4	T4	T5	5	3	
Michigan	T2	2	2	2	1	2	6	
<b>MICHIGAN STATE</b>	<b>6</b>	<b>7</b>	<b>6</b>	<b>7</b>	<b>7</b>	<b>7</b>	<b>5</b>	
Michigan Tech	7	6	7	T4	2	4	7	
Minnesota	5	1	1	3	4	6	4	
North Dakota	4	3	3	6	T5	3	1	

\* — no league play during 1958-59 season

## DENVER POST WCHA ALL-STARS

1958	Joe Selinger, G
1964	Carl Lackey, D
1965	Doug Roberts, F
1966	Doug Volmar, F
1967	Tom Mikkola, F
1971	Don Thompson, F
1972	Bob Boyd, D; Don Thompson, F
	Jim Watt, G
1973	Bob Boyd, D
1974	Norm Barnes, D; Steve Colp, F
1975	Tom Ross, F
1976	Steve Colp, F; Tom Ross, F
1981	Ron Scott, G

## WCHA

	*60	61	62	63	64	65	66	67	68	69	70	71	72	73	74	75	76	77	78	79	80	81
Colorado College	4	7	7	T5	6	7	7	7	7	9	8	8	9	9	3	6	T8	T5	T8	3	7	
Denver	1	1	3	T1	2a	6	4	2	1	2	T2	2	1	1	3	9	T7	4	1	6	10	4
Michigan	5	3	2	7	1a	5	5	4	4	4	6	9	6	10	7	6	4	3	T7	10	4	T5
<b>MICHIGAN STATE</b>	<b>7</b>	<b>6</b>	<b>4</b>	<b>T5</b>	<b>7</b>	<b>4</b>	<b>6</b>	<b>5</b>	<b>6</b>	<b>6</b>	<b>7</b>	<b>4</b>	<b>T4</b>	<b>4</b>	<b>4</b>	<b>5</b>	<b>2</b>	<b>T8</b>	<b>10</b>	<b>T8</b>	<b>T7</b>	<b>10</b>
Michigan Tech	2	4	1	3	4	2b	1	3	2	1	T2	1	7	5	1	2	1	6	3	7	T7	T2
Minnesota	6	2	6	4	3	3	T2	8	5	5	1	5	10	6	2	1	3	7	4	2	2	1
Minnesota-Duluth	—	—	—	—	—	—	8	6	8	8	8	6	T4	8	6	8	T7	10	T7	T3	6	8
North Dakota	3	5	5	T1	5	1b	T2	1	3	3	5	7	3	7	10	10	T7	5	T5	1	1	T5
Notre Dame	—	—	—	—	—	—	—	—	—	—	—	—	9	2	8	7	5	2	T7	5	5	9
Wisconsin	—	—	—	—	—	—	—	—	—	—	4	3	2	3	5	4	T7	1	2	T3	T7	T2

1965-66 - Michigan State shared the WCHA Playoff Championship with Denver

1966-67 - Michigan State shared the WCHA Playoff Championship with North Dakota

a — in WCHA playoffs, Denver defeated Michigan to win MacNaughton Cup

b — in WCHA playoffs, Michigan Tech defeated North Dakota to win MacNaughton Cup

\* — no league play during 1958-59 season

## BIG TEN

	59	60	61	62	63	64	65	66	67	68	69	70	71	72	73	74	75	76	77	78	79	80	81
Michigan	3	2	1	1	3	1	3	3	2	1	1	T3	4	2	4	T3	T2	2	2	2	T3	2	3
<b>MICHIGAN STATE</b>	<b>1</b>	<b>3</b>	<b>3</b>	<b>2</b>	<b>2</b>	<b>3</b>	<b>2</b>	<b>2</b>	<b>1</b>	<b>3</b>	<b>2</b>	<b>T3</b>	<b>1</b>	<b>3</b>	<b>T1</b>	<b>T3</b>	<b>4</b>	<b>1</b>	<b>4</b>	<b>4</b>	<b>T3</b>	<b>3</b>	<b>4</b>
Minnesota	2	1	2	3	1	2	1	1	3	2	4	1	3	4	3	T1	1	3	3	3	1	1	1
Ohio State	—	—	—	—	—	—	—	—	—	5	—	5	—	—	—	—	—	—	—	—	—	—	5
Wisconsin	—	—	—	—	—	—	—	—	—	—	3	2	2	1	T1	T1	T2	4	1	1	2	4	2

Note: From 1959-81, Big Ten standings were determined by regular season WCHA games between Michigan, Michigan State and Minnesota. Ohio State, a non-WCHA member, played two games against Wisconsin in 1969, two against Michigan State in 1971 and two against Minnesota in 1981.

ALL-TIME BIG TEN STANDINGS	W	L	T	PCT	YRS	GMS	TITLES+
Minnesota	122	93	11	.562	23	226	10
Wisconsin	82	65	5	.556	13	152	5
Michigan	110	120	6	.479	23	236	5
<b>MICHIGAN STATE</b>	<b>94</b>	<b>124</b>	<b>6</b>	<b>.433</b>	<b>23</b>	<b>224</b>	<b>5</b>
Ohio State	0	6	0	.000	3	6	0
<b>TOTALS</b>	<b>408</b>	<b>408</b>	<b>28</b>	<b>.500</b>	<b>23</b>	<b>436</b>	<b>23</b>

+ Includes two co-championships



## NCAA TOURNAMENT

**Overall NCAA Tournament Record: 30-29-1 (.508)**

27 Appearances

**Frozen Four Appearances: 11**1959, 1966, 1967, 1984, 1986, 1987,  
1989, 1992, 1999, 2001, 2007**National Championship Game Appearances: Five**

1959, 1966, 1986, 1987, 2007

**National Championships: Three**

1966, 1986, 2007



## TOP FINISHES

First .....	3 (1966, 1986, 2007)
Second .....	2 (1959, 1987)
Third .....	5 (1967, 1989, 1993, 1999, 2001)
Fourth .....	1 (1984)

## ALL-TIME VS. OPPONENTS

**Hockey East .....15-13-0**

Boston College *	8-2-0
Boston University*	4-3-0
Massachusetts-Lowell.....	0-2-0
Maine.....	5-1-0
New Hampshire.....	1-3-0
Providence.....	1-1-0

**ECAC .....4-2-1**

Clarkson .....	1-0-0
Harvard.....	3-2-1
Union .....	0-1-0

**CCHA .....1-4-0**

Bowling Green .....	0-1-0
Lake Superior State.....	0-1-0
Notre Dame .....	1-1-0
Ohio State.....	0-1-0

**WCHA.....6-10-0**

Minnesota .....	2-3-0
North Dakota .....	1-4-0
Colorado College .....	2-1-0
Wisconsin .....	1-1-0
Minnesota-Duluth.....	0-1-0

\* Two games against Boston University, two against New Hampshire, and one against Boston College in the NCAA Tournament were when the schools were members of the ECAC. Before the institutions joined Hockey East, the Spartans were 1-0 against BC, 1-1 against BU, and 0-2 against UNH.

## GAMES BY CITY

Albany, N.Y. ....	1-2-0
Anaheim, Calif. ....	0-1-0
Ann Arbor, Mich. ....	0-2-0
Bridgeport, CT. ....	0-1-0
Cambridge, Mass. ....	2-1-1
Colorado Springs, Colo. ....	1-1-0
Detroit, Mich. ....	1-1-0
Durham, N.H. ....	0-2-0
East Lansing, Mich. ....	9-7-0
Grand Rapids, Mich. ....	3-2-0
Lake Placid, N.Y. ....	0-2-0
Madison, Wis. ....	1-1-0
Minneapolis, Minn. ....	2-3-0
Providence, R.I. ....	4-0-0
St. Louis, Mo. ....	2-0-0
St. Paul, Minn. ....	1-1-0
Syracuse, N.Y. ....	1-1-0
Troy, N.Y. ....	1-1-0

## SPARTAN ALL-TOURNAMENT TEAM SELECTIONS

## FROZEN FOUR

	1984	Lyle Phair, F
1959	Joe Selinger, G (First)	
	Bill MacKenzie, F (First)	
	Ed Pollesel, D (Second)	
	Tom Mustonen, F (Second)	
1966	Gaye Cooley, G * (First)	
	Don Heaphy, D (First)	
	Mike Coppo, F (First)	
	Sandy McAndrew, F (First)	
	Bob Brawley, D, (Second)	
	Tom Mikkola, F (Second)	
	1987	Chris Luongo, D
		Don McSweeney, D
	2007	Justin Abdelkader, F *
		Tim Kennedy, F
		Tyler Howells, D
1967	Tom Mikkola, F (First)	Jeff Lerg, G
	Sandy McAndrew, F (Second)	

\* Most Outstanding Player

## REGIONAL

1999 - West	Bryan Adams, F
	Adam Hall, F
2001 - West	Jon Insana, D
	Andrew Hutchinson, D
	Sean Patchell, F
2006 - East	Tim Crowder, F
	Corey Potter, D
2007 - Midwest	Tim Kennedy, F
	Tyler Howells, D
	Chris Mueller, F
	Jeff Lerg, G *
2008 - West	Justin Abdelkader, F
	Jeff Petry, D
	Jeff Lerg, G

## NCAA TOURNAMENT YEAR-BY-YEAR RESULTS

Rd	Opponent	Result	Ntl. Finish	Location
----	----------	--------	-------------	----------

<b>1959</b>				
S	Boston College	W, 4-3		Troy, N.Y.
Ch	North Dakota	L, 3-4 (ot)	Second	Troy, N.Y.

<b>1966</b>				
S	Boston University	W, 2-1		Minneapolis, Minn.
Ch	Clarkson	W, 6-1	First	Minneapolis, Minn.

<b>1967</b>				
S	Boston University	L, 2-4		Syracuse, N.Y.
Co	North Dakota	W, 6-1	Third	Syracuse, N.Y.

<b>1982</b>				
Q	New Hampshire	L, 2-3		Durham, N.H.
Q	New Hampshire	L, 1-6		Durham, N.H.

<b>1983</b>				
Q	Harvard	L, 5-6		Cambridge, Mass.
Q	Harvard	T, 3-3		Cambridge, Mass.

<b>1984</b>				
Q	Boston College	W, 6-2		East Lansing, Mich.
Q	Boston College	W, 7-6		East Lansing, Mich.
S	Bowling Green	L, 1-2		Lake Placid, N.Y.
Co	North Dakota	L, 5-6 (ot)	Fourth	Lake Placid, N.Y.

<b>1985</b>				
Q	Providence	W, 3-2		East Lansing, Mich.
Q	Providence	L, 2-4		East Lansing, Mich.

<b>1986</b>				
Q	Boston College	W, 6-4		East Lansing, Mich.
Q	Boston College	W, 4-2		East Lansing, Mich.
S	Minnesota	W, 6-4		Providence, R.I.
Ch	Harvard	W, 6-5	First	Providence, R.I.

<b>1987</b>				
Q	Maine	W, 6-2		East Lansing, Mich.
Q	Maine	W, 5-3		East Lansing, Mich.
S	Minnesota	W, 5-3		Detroit, Mich.
Ch	North Dakota	L, 3-5	Second	Detroit, Mich.

<b>1988</b>				
F	Harvard	W, 6-5		Cambridge, Mass.
F	Harvard	W, 5-3		Cambridge, Mass.
Q	Minnesota	L, 2-4		Minneapolis, Minn.
Q	Minnesota	L, 3-4		Minneapolis, Minn.

<b>1989</b>				
Q	Boston College	L, 3-6		East Lansing, Mich.
Q	Boston College	W, 7-2		East Lansing, Mich.
Q	Boston College	W, 5-4 (ot)		East Lansing, Mich.
S	Harvard	L, 3-6		St. Paul, Minn.
Co	Maine	W, 7-4	Third	St. Paul, Minn.

<b>1990</b>				
Q	Boston University	W, 6-3		East Lansing, Mich.
Q	Boston University	L, 3-5		East Lansing, Mich.
Q	Boston University	L, 3-5		East Lansing, Mich.

Rd	Opponent	Result	Ntl. Finish	Location
----	----------	--------	-------------	----------

<b>1992</b>				
F	Boston University	W, 4-2		Providence, R.I.
Q	Maine	W, 3-2		Providence, R.I.
S	Lake Superior St.	L, 2-4	Third (tie)	Albany, N.Y.

<b>1994</b>				
F	Mass.-Lowell	L, 3-4		East Lansing, Mich.

<b>1995</b>				
F	Wisconsin	L, 3-5		Madison, Wisc.

<b>1996</b>				
F	Mass.-Lowell	L, 2-6		East Lansing, Mich.

<b>1997</b>				
F	Minnesota	L, 3-6		Grand Rapids, Mich.

<b>1998</b>				
Q	Ohio State	L, 3-4 (ot)		Ann Arbor, Mich.

<b>1999</b>				
Q	Colorado College	W, 4-3		Madison, Wisc.
S	New Hampshire	L, 3-5	Third (tie)	Anaheim, Calif.

<b>2000</b>				
F	Boston College	L, 5-6 (ot)		Minneapolis, Minn.

<b>2001</b>				
Q	Wisconsin	W, 5-1		Grand Rapids, Mich.
S	North Dakota	L, 0-2	Third (tie)	Albany, N.Y.

<b>2002</b>				
Q	Colorado College	L, 0-2		Ann Arbor, Mich.

<b>2004</b>				
F	Minnesota-Duluth	L, 0-5		Grand Rapids, Mich.

<b>2006</b>				
F	New Hampshire	W, 1-0		Albany, NY
Q	Maine	L, 4-5		Albany, NY

<b>2007</b>				
F	Boston University	W, 5-1		Grand Rapids, Mich.
Q	Notre Dame	W, 2-1		Grand Rapids, Mich.
S	Maine	W, 5-2		St. Louis, Mo.
Ch	Boston College	W, 3-1		St. Louis, Mo.

<b>2008</b>				
F	Colorado College	W, 3-1		Colorado Springs, Colo.
Q	Notre Dame	L, 1-3		Colorado Springs, Colo.

<b>2012</b>				
F	Union	L, 1-3		Bridgeport, Conn.

**F- First Round**  
**Q- Quarterfinal**  
**S- Semifinal**  
**Co- Consolation**  
**Ch- Championship**







## NCAA TOURNAMENT GAMES

1958-59  
(NCAA FINALS, 17-5-1)

In a campaign in which MSU had no league affiliations other than with the Big Ten Conference, the Spartans enjoyed one of their finest seasons in history. MSU went into the NCAA Tournament at Troy, N.Y., as the Big Ten champion (5-2-1) and met Boston College in the semifinals. A 4-3 victory over the Eagles put the Spartans into the finals against a strong North Dakota club where head coach Amo Bessone's icekings bowed, 4-3 in overtime, in the championship game. Goalie Joe Selinger and wing Bill MacKenzie were first-team NCAA all-star choices, while Ed Pollesel and Tom Mustonen were second-team selections.

## March 13, 1959 • Troy, N.Y.

## MSU 4, BOSTON COLLEGE 3

1st Pd.: 1. MS, Mustonen (Lacoste, Roberts), 3:50; 2. BC, Jangro (Daley), 7:50.  
2nd Pd.: 3. MS, Hamilton (Polano), 3:11; 4. MS, Roberts (Mustonen), 5:33; 5. MS, Moroney (Polano), 8:10.  
3rd Pd.: 6. BC, Daley (Jangro), 5:34; 7. BC, Leonard (Cusack), 11:54.

March 14, 1959 • Troy, N.Y.  
NORTH DAKOTA 4, MSU 3 OT

1st Pd.: 1. MS, Pollesel (LaCoste, Mustonen), 14:38.  
2nd Pd.: 2. ND, Lyndon (Morelli, Miller), 7:21; 3. ND, Walford (King, Haiey), 8:57; 4. ND, Paschle (Lyndon), 9:37.  
3rd Pd.: 5. MS, LaCoste (Roberts, Norman), 8:05; 6. MS, Roberts (LaCoste), 16:20.  
Overtime: 7. ND, Morelli (Miller, LaFrance), 4:18.

1965-66  
(NCAA CHAMPIONS, 16-13-0)

Probably the most colorful of all MSU hockey units was the 1965-66 Spartan team. The club lost three weeks of preseason practice when its home facility, Demonstration Hall, was under repair. Midway through the campaign, the Spartans had a 4-9 record but rallied to win 12 of their last 16 games. During that stretch, the Spartans dumped arch rival Michigan four times and then topped defending champ Michigan Tech, 4-3, to reach the NCAA semifinals. MSU won its first national hockey crown by dropping Boston University, 2-1, in the semis and Clarkson, 6-1, in the finals at Minnesota's Williams Arena. Goaltender Gaye Cooley was named the tournament's Most Valuable Player and Don Heaphy, Mike Coppo and Brian McAndrew were first-team all-tournament selections. Bob Brawley and Tom Mikkola were second-team picks. Though the team finished in sixth place in the WCHA (9-11), MSU's Amo Bessone won the Spencer Penrose Award as national coach of the year.

## March 18, 1966 • Minneapolis, Minn.

## MSU 2, BOSTON UNIVERSITY 1

1st Pd.: No Scoring.  
2nd Pd.: 1. MS, French (unasst.), 15:20.  
3rd Pd.: 2. MS, Volmar (Brawley, Faunt), 12:21; 3. BU, McLachlan (O'Connell, Finnie), 19:37.

## March 19, 1966 • Minneapolis, Minn.

## MSU 6, CLARKSON 1

1st Pd.: 1. MS, Coppo (Heaphy), 14:31; 2. CC, Hamilton (McLennan, Hurley), 17:54.  
2nd Pd.: 3. MS, Brawley (McAndrew, Heaphy), 14:31.  
3rd Pd.: 4. MS, Coppo (Faunt), 0:17; 5. MS, Fallat (McAndrew), 3:38; 6. MS, Volmar (Faunt), 12:12; 7. MS, Faunt (unasst.) 19:32.

1966-67  
(THIRD PLACE, 15-15-1)

Michigan State wound up in fifth place in the WCHA standings with an 8-11-1 league record but again was a postseason surprise. In the conference playoffs, the Spartans disposed of Michigan, 4-2, and Michigan Tech, 2-1 in overtime, to advance to the NCAA semifinals in Syracuse, N.Y. Boston University shattered MSU's hopes for a second straight national title in the semis by downing the Spartans, 4-2. The Spartans routed league foe North Dakota, 6-1, in the consolation game to claim third place. Tom Mikkola was the only MSU skater named to the all-tournament team.

March 17, 1967 • Syracuse, N.Y.  
BOSTON UNIVERSITY 4, MSU 2

1st Pd.: 1. BU, Bassi (unasst.), 4:18; 2. BU, Quinn (Sobesk), Gilmour), 8:36.  
2nd Pd.: 3. MS, Faunt (Fallat, Anstey), 10:02; 4. BU, Bassi (Quinn, Sobesk), 19:52.  
3rd Pd.: 5. MS, Mikkola (Hathaway), 10:08; 6. BU, Abbott (Gilmour), 14:34.

March 18, 1967 • Syracuse, N.Y.  
MSU 6, NORTH DAKOTA 1

1st Pd.: 1. ND, Kartio (Bamburak), 8:00; 2. MS, Jacobson (Hathaway, Mikkola), 13:25; 3. MS, McAndrew (Brawley, Cristofoli), 15:06.  
2nd Pd.: 4. MS, Duffett (McAndrew, Cristofoli), 2:08; 5. MS, Mikkola (Jacobson, McAndrew), 8:14; 6. MS, Mikkola (Bois), 10:21.  
3rd Pd.: 7. MS, McAndrew (Brawley, Cristofoli), 10:18.

1981-82  
(NCAA REGIONALS, 25-14-2)

Following wins against Michigan Tech and Notre Dame for the CCHA playoff title, the Spartans faced New Hampshire in their first NCAA Tournament appearance in 15 years. The two teams played a tight 3-2 contest in the opener with the Wildcats claiming the win. MSU ran out of steam the next night, falling 6-2. It was the only time all season that the Spartans lost two games in a row.

March 19, 1982 • Durham, N.H.  
NEW HAMPSHIRE 3, MSU 2

1st Pd.: No Scoring.  
2nd Pd.: 1. NH, Byrnes (Barton, Potter), 14:47.  
3rd Pd.: 2. MS, Hamway (Haight), 6:40; 3. NH, Potter (unasst.), 7:39; 4. MS, Hamway (Phair, Flegel), 12:40; 5. NH, Robinson (Doherty, White), 16:20.

March 20, 1982 • Durham, N.H.  
NEW HAMPSHIRE 6, MSU 2

1st Pd.: 1. NH, Barton (Brickley), 17:03; 2. MS, Phair (Kl. Miller, Martin), 18:58.  
2nd Pd.: 3. NH, Muse (Ellison, Chisholm), 8:05; 4. NH, White (R. Robinson, Doherty), 10:03; 5. NH, Yantz (Forget, R. Robinson), 15:12.  
3rd Pd.: 6. NH, Lacombe (Forget, Lee), 7:14; 7. NH, Chisholm (Muse, Ellison), 12:10; 8. MS, Brown (Taylor, Phair), 17:49.

1982-83  
(NCAA REGIONALS, 30-11-1)

Despite capturing its second consecutive CCHA postseason championship and posting 30 wins, the NCAA selection committee seeded the Spartans No. 4 in the West and sent them on the road to face Harvard. In the opening game of the series, MSU twice had two-goal advantages, but was unable to hold them as Harvard skated to a 6-5 triumph. In the final game, Harvard raced out to a 2-0 advantage only to see the Spartans knot the game and keep their hopes alive. Both teams went on

to score one more goal to give the Crimson a 9-8 edge in the total-goals series.

March 18, 1983 • Cambridge, Mass.  
HARVARD 6, MSU 5

1st Pd.: 1. MS, Kl. Miller (Hamway, Beck), 6:51; 2. MS, Brown (Donnelly, Smyl), 8:53; 3. HU, M. Fusco (Code, Wheeler), 12:27; 4. HU, Kukulowicz (Turner, S. Fusco), 15:53.  
2nd Pd.: 5. MS, Phair (Martin, Krentz), 5:29; 6. MS, Eisleigh (Martin, Haight), 13:43; 7. HU, Busconi (Kwong), 15:41.  
3rd Pd.: 8. HU, Britz (Wheeler, M. Fusco), 5:05; 9. HU, Falcone (North, Connors), 14:16; 10. MS, McFall (Hamway, Flegel), 15:09; 11. HU, Chalmers (Britz, Visone), 18:31.

March 19, 1983 • Cambridge, Mass.  
HARVARD 3, MSU 3

1st Pd.: 1. HU, Kukulowicz (Turner, M. Fusco), 5:24.  
2nd Pd.: 2. HU, Britz (Chalmers, Sheehy), 1:36; 3. MS, Hamway (Haight), 5:03; 4. MS, Krentz (Brown, Taylor), 11:19.  
3rd Pd.: 5. HU, Wheeler (Burke, Smith), 6:54; 6. MS, Phair (Brown, Krentz), 12:56.

1983-84  
(FOURTH PLACE, 34-12-0)

Michigan State rolled over Boston College in the first round, taking the two-game, total-goals series, 13-8. The sweep of the Eagles gave the Spartans a nine-game winning streak and a No. 1 seed in the Frozen Four in Lake Placid, N.Y. The Spartans, the CCHA playoff champions, faced rival Bowling Green, the CCHA regular-season champion, in the opening round of play. MSU dropped a hard-fought contest to BGU, 2-1, which went on to defeat Minnesota-Duluth for the national championship. The Spartans were edged in the consolation game by North Dakota in overtime. Lyle Phair was named to the tournament's all-star team for his two-goal, two-assist tournament performance.

March 17, 1984 • East Lansing  
MSU 6, BOSTON COLLEGE 2

1st Pd.: 1. BC, Sweeney (unasst.), 0:39; 2. BC, Mitchell (unasst.), 9:54; 3. MS, McFall (Krentz, Simpson), 16:09.  
2nd Pd.: 4. MS, Krentz (Simpson, Anastos), 2:27; 5. MS, Phair (Eisleigh, Simpson), 13:57.  
3rd Pd.: 6. MS, Eisleigh (Flegel, Simpson), 9:16; 7. MS, Donnelly (Flegel, Smyl), 11:01; 8. MS, Simpson (Krentz, Anastos), 16:30.

March 18, 1984 • East Lansing  
MSU 7, BOSTON COLLEGE 6

1st Pd.: 1. BC, Campedelli (Rauseo, Chisholm), 2:03; 2. MS, Krentz (McSween), 11:38; 3. MS, Donnelly (Taylor), 12:52.  
2nd Pd.: 4. MS, Brown (Shibicky, Taylor), 1:34; 5. BC, Sweeney (Rauseo, Harlow), 6:25; 6. MS, Smyl (Kl. Miller, McFall), 6:37; 7. MS, Shibicky (Phair, Brown), 8:01; 8. BC, Harlow (Sweeney, Rauseo), 13:17; 9. BC, Herlihy (Chisholm, McDonough), 18:37.  
3rd Pd.: 10. MS, M. Messier (Taylor, Phair), 5:26; 11. MS, Kl. Miller (Brown), 8:00; 12. BC, McDonough (Herlihy, Griffin), 14:19; 13. BC, Herlihy (Chisholm, McDonough), 18:37.

## NCAA TOURNAMENT GAMES

**March 23, 1984 • Lake Placid, N.Y.****BOWLING GREEN 2, MSU 1**

1st Pd.: 1. BG, Wansbrough (Kane, Cavallini), 13:25.  
2nd Pd.: 2. MS, Shibicky (Phair), 13:20.  
3rd Pd.: 3. BG, Samanski (Randerson, Pikul), 7:13.

**March 24, 1984 • Lake Placid, N.Y.****NORTH DAKOTA 6, MSU 5 OT**

1st Pd.: 1. ND, Barsness (unasst.), 6:53; 2. ND, Williams (Zombo), 11:37; 3. MS, Brown (Phair, Shibicky), 12:38.  
2nd Pd.: 4. ND, Jensen (Whitsitt), 4:36; 5. ND, Sherven (Zombo, Jensen), 5:28; 6. MS, Eisle (Simpson, Flegel), 8:25.  
3rd Pd.: 7. MS, Phair (Brown, Shibicky), 5:23; 8. MS, Phair (Eisle, Simpson), 6:54; 9. ND, Barsness (Williams, Palmisano), 16:02; 10. MS, Donnelly (Phair, Eisle), 19:31.  
Overtime: 11. ND, Barsness (Sandelin), 5:57.

1984-85

**(NCAA REGIONALS, 38-6-0)**

MSU entered the NCAA tournament as the No. 1 seed in the West and the favorite to win the national championship. However, Providence College, led by eventual tournament MVP Chris Terrier, dashed MSU's title hopes by outscoring the Spartans, 6-5, in the two-game series at Munn Arena. Terrier stopped a total of 83 shots vs. MSU, which ended the season with a then-NCAA record 38 wins against just six defeats.

**March 23, 1985 • East Lansing****MSU 3, MINNESOTA 2**

1st Pd.: 1. MS, Kl. Miller (McSwen), 3:29; 2. PC, Taglianetti (Yeomelakis), 16:43.  
2nd Pd.: No Scoring.  
3rd Pd.: 3. MS, Smyl (Kv. Miller), 5:16; 4. PC, Rooney (Army, Cavallini), 15:34; 5. MS, Beck (unasst.), 17:12.

**March 24, 1985 • East Lansing****PROVIDENCE COLLEGE 4, MSU 2**

1st Pd.: 1. PC, Deasey (DeVoe, Bianchi), 2:26; 2. PC, Cruickshank (Boudreaux, Sullivan), 3:49; 3. PC, Wilkie (Taglianetti, Catterall), 5:30; 4. MS, Clement (Shibicky, Beck), 15:17.  
2nd Pd.: 5. PC, Boudreaux (unasst.), 13:20.  
3rd Pd.: 6. MS, Phair (Beck, Flegel), 10:07.

1985-86

**(NCAA CHAMPIONS, 34-9-2)**

After losing a number of stars from 1984-85's banner season, MSU just hoped to qualify for a home-ice bid in the league playoffs. What ensued, however, was more than anyone could have imagined. The Spartans came from behind all season to win the CCHA's regular-season title, took their fourth straight Great Lakes Invitational and finished second to Western Michigan in the CCHA playoffs. The Green and White gained the home ice advantage against Boston College in the first round of the NCAA Tournament and – after defeating the Eagles, 10-6, in the two-game, total-goals series – advanced to the NCAA semifinals in Providence, R.I. MSU beat Minnesota, 6-4, in the semis, where Spartan goaltender Norm Foster kicked out 42 shots. In typical fashion, MSU came back from a 4-3 deficit in the second intermission of the title game to dispose of the Harvard, 6-5, on Mike Donnelly's game-winning goal with 2:51 remaining.

**March 22, 1986 • East Lansing****MSU 6, BOSTON COLLEGE 4**

1st Pd.: 1. BC, Stevens (Janney), 1:45; 2. MS, McSwen (Kv. Miller, M. Messier), 8:17; 3. MS, Donnelly (Kv. Miller, M. Messier), 9:30; 4. MS, Messier (Donnelly, Shibicky), 16:35.

2nd Pd.: 5. BC, Stapleton (T. Sweeney), 7:58; 6. MS, Donnelly (Kv. Miller, M. Messier), 13:07; 7. BC, Brown (Harlow, Hodge), 15:39; 8. MS, M. Messier (Kv. Miller, Donnelly), 16:34.  
3rd Pd.: 9. MS, Donnelly (Kv. Miller), 0:15; 10. BC, Sweeney (Stapleton), 12:07.

**March 23, 1986 • East Lansing****MSU 4, BOSTON COLLEGE 2**

1st Pd.: No Scoring.  
2nd Pd.: 1. BC, Stevens (Marshall, Stapleton), 4:57; 2. MS, Messier (Shibicky, Murphy), 8:43; 3. MS, Hamilton (M. Messier, Donnelly), 9:11; 4. MS, Parker (Donnelly), 13:42.  
3rd Pd.: 5. BC, Brown (Harlow, Marshall), 2:28; 6. MS, Kv. Miller (unasst.), 13:22.

**March 27, 1986 • Providence, R.I.****MSU 6, MINNESOTA 4**

1st Pd.: 1. UM, Orth (Nanne), 3:13; 2. MS, M. Messier (Hoff, Shibicky), 4:44; 3. MS, Rendall (McReynolds, Parker), 5:22.  
2nd Pd.: 4. MS, McReynolds (Foster), 5:07; 5. MS, Kv. Miller (unasst.), 12:03; 6. UM, Broten (Micheletti, Snuggers), 13:33; 7. MS, McSwen (unasst.), 14:16; 8. UM, Micheletti (Millen, Cates), 15:15.  
3rd Pd.: 9. UM, Kellin (Okerlund, MacSwain), 18:17; 10. MS, Parker (Tilley), 19:24.

**March 29, 1986 • Providence, R.I.****MSU 6, HARVARD 5**

1st Pd.: 1. HU, Armstrong (Follows, Ohno), 2:15; 2. HU, Bourbeau (MacDonald, Smith), 8:10; 3. MS, M. Messier (Shibicky), 17:55.  
2nd Pd.: 4. HU, Bourbeau (Barakett, Pawloski), 0:53; 5. MS, Parker (Kv. Miller, Tilley), 6:48; 6. HU, Bourbeau (Krayner, Benning), 16:09; 7. MS, Donnelly (Kv. Miller, M. Messier), 18:30.  
3rd Pd.: 8. MS, Hamilton (M. Messier, Shibicky), 1:06; 9. MS, McReynolds (Rendall, Parker), 2:15; 10. HU, Janfaza (Carone, Chiarelli), 6:46; 11. MS, Donnelly (Murphy), 17:09.

1986-87

**(NCAA FINALS, 33-10-2)**

The defending national champions hadn't envisioned themselves a championship contender after losing the NCAA record-holder for goals scored and the NHL entry draft's first pick Joe Murphy, but surprised everyone by advancing to the NCAA championship game. MSU came into the NCAA Tournament as the No. 2 seed in the West and battled Maine in the first round. The Spartans disposed of the Black Bears, 6-2 and 5-3, to advance to the Frozen Four at Joe Louis Arena. For the second straight season MSU met Minnesota in the semifinals and knocked off the Gophers, 5-3, with the key goal coming from Dave Arkelpane, who took a strange carom off the backboards and buried it past Minnesota's John Blue. North Dakota shattered MSU's hopes for a second-straight NCAA title in the final by downing the Spartans, 5-3, after taking a 3-0 first-period lead.

**March 20, 1987 • East Lansing****MSU 6, MAINE 2**

1st Pd.: 1. UMO, Perron (McHugh), 13:15.  
2nd Pd.: 2. MS, McSwen (Cole, Foster), 1:00; 3. MS, Tilley (unasst.), 16:41; 4. MS, Rendall (Kv. Miller, Hamilton), 18:07.  
3rd Pd.: 5. UMO, Perron (Beers, Nonis), 2:38; 6. MS, Messier (Luongo, Shibicky), 7:31; 7. MS, McReynolds (Gibson, Hoff), 15:00; 8. MS, Kv. Miller (Tilley, Ki. Miller), 15:33.

**March 21, 1987 • East Lansing****MSU 5, MAINE 3**

1st Pd.: 1. MS, Messier (Kv. Miller), 19:15.  
2nd Pd.: 2. UMO, Santini (D. Capuano, Baker), 9:32; 3. MS, Ki. Miller (Kv. Miller, Rendall), 9:55; 4.

MS, Messier (Rendall, Shibicky), 15:12.  
3rd Pd.: 5. UMO, Jenkins (Nonis), 1:57; 6. UMO, Jenkins (Nonis), 12:10; 7. MS, Arkelpane (Messier, McSwen), 15:36; 8. MSU, Reynolds (Cole, Luongo), 19:28.

**March 27, 1987 • Detroit****MSU 5, MINNESOTA 3**

1st Pd.: 1. MS, M. Messier (Kv. Miller, Hamilton), 1:39; 2. MS, Cole (Reynolds, Luongo), 4:16.  
2nd Pd.: 3. UM, Millen (Blue), 1:08; 4. UM, Cates (Chorske, Millen), 6:27; 5. MS, Wilkinson (O'Toole, Cole), 12:39; 6. UM, Chorske (unasst.), 17:18.  
3rd Pd.: 7. MS, Arkelpane (unasst.), 9:28; 8. MS, Shibicky (Luongo), 19:04.

**March 28, 1987 • Detroit****NORTH DAKOTA 5, MSU 3**

1st Pd.: 1. ND, Kidd (Joyce), 15:07; 2. ND, Baron (Bowen, Kidd), 16:44; 3. ND, Joyce (Kidd, Hrkac), 17:02.  
2nd Pd.: 4. MS, Tilley (McReynolds, M. Messier), 8:30; 5. ND, Parks (Koberinski), 15:05; 6. MS, Kv. Miller (unasst.), 16:56.  
3rd Pd.: 7. UM, Bobyck (Parent), 7:54; 8. MS, Ki. Miller (Kv. Miller), 18:34.

1987-88

**(NCAA QUARTERFINALS, 27-16-3)**

A consolation game victory over Western Michigan in the CCHA playoffs helped the Spartans gain their seventh straight NCAA Tournament appearance. MSU traveled to Harvard for a first-round, total-goals series and handed the Crimson their first-ever home NCAA Tournament losses, 6-5 and 5-3, with Kevin Miller picking up the winning tally in each game. MSU then moved on to quarterfinal action against Minnesota, a foe the Spartans had knocked out of the postseason in two straight years. The Gophers won the first game, 4-2, but MSU came back in the second match to take a 3-0 lead in the first period, with all three markers coming from Kip Miller. Minnesota stormed back, however, notching four unanswered goals to eliminate MSU.

**March 18, 1988 • Cambridge, Mass.****MSU 6, HARVARD 5**

1st Pd.: 1. MS, McReynolds (Gibson), 0:57; 2. MS, Kv. Miller (Marshall, Ki. Miller), 1:26; 3. HU, Janfaza (Armstrong, Sweeney), 4:43; 4. MS, Reynolds (Tilley, Cole), 7:54; 5. MS, Harding (Cole, Beadle), 14:45.  
2nd Pd.: 6. MS, Tilley (unasst.), 0:40; 7. HU, Janfaza (Hartje, Sweeney), 11:35; 8. HU, Vukonich (Weisbrod, Murphy), 18:08.  
3rd Pd.: 9. MS, Kv. Miller (Luongo, Hamilton), 9:56; 10. HU, Pawloski (Donato, Armstrong), 17:23; 11. HU, Ciavaglia (unasst.), 19:20.

**March 19, 1988 • Cambridge, Mass.****MSU 5, HARVARD 3**

1st Pd.: 1. MS, Cole (Murray, Reynolds), 3:33; 2. MS, O'Toole (Cole, Reynolds), 15:46.  
2nd Pd.: 3. HU, Weisbrod (Vukonich, Pawloski), 5:08; 4. MS, Rendall (Luongo, McReynolds), 6:03.  
3rd Pd.: 5. MS, Kv. Miller (Reynolds, Hamilton), 0:19; 6. HU, Pawloski (Hartje), 9:39; 7. HU, Caplan (unasst.), 18:18; 8. MS, O'Toole (unasst.), 19:56.

**March 25, 1988 • Minneapolis, Minn.****MINNESOTA 4, MSU 2**

1st Pd.: 1. MS, Reynolds (Russell, Cole), 3:15; 2. UM, Broten (Miller), 7:03; 3. UM, Richards (Broten, Grannis), 19:42.  
2nd Pd.: 4. UM, Bloom (Hankinson, Orth), 10:54.  
3rd Pd.: 5. MS, Rendall (unasst.), 14:12; 6. UM, Grannis (Broten), 18:38.

**March 26, 1988 • Minneapolis, Minn.****MINNESOTA 4, MSU 3**

1st Pd.: 1. MS, Ki. Miller (Murray, Beadle), 5:42; 2.



## NCAA TOURNAMENT GAMES

MS, Ki. Miller (Murray, Beadle), 10:02; 3. MS, Ki. Miller (Kv. Miller, Hamilton), 15:35.  
2nd Pd: 4. UM, Cates (Werness, Skarda), 17:14.  
3rd Pd: 5. UM, Bischoff (Cates), 7:44; 6. UM, Richards (unasst.), 13:10; 7. UM, J. Miller (Skarda), 19:56.

1988-89

(NCAA THIRD PLACE, 37-9-1)

A CCHA playoff title game victory over Lake Superior State secured a first-round bye in the NCAA Tournament for the Spartans, who were participating in the NCAA playoffs for the eighth straight year. MSU hosted Boston College in quarterfinal play and, after a stunning opening-game loss to the Eagles, came back to take the next two games to win the best-of-three series. The final game was won on an overtime goal by Mark Hirth. Michigan State advanced to the semifinals in St. Paul, Minn., against revenge-minded Harvard, which was defeated by the Spartans in the national title game three years before. The Crimson used a stellar goaltending performance, which included a miracle stop on leading goal scorer Bobby Reynolds to key a 6-3 victory that ended MSU's chances for a national championship. The Spartans finished third in the tournament after a 7-4 drubbing of Maine in the consolation game that saw sophomore Shawn Heaphy register his first career hat trick.

#### March 24, 1989 • East Lansing BOSTON COLLEGE 6, MSU 3

1st Pd: 1. BC, McInnis (Franzosa), 10:41; 2. BC, Scheifele (Franzosa, Buckley) 12:41; 3. MS, Beadle (Reynolds, Murray), 19:55.  
2nd Pd: 4. BC, Kennedy (O'Neill, Sweeney), 1:11.  
3rd Pd: 5. BC, Emma (Mullowney), 6:42; 6. BC, Sweeney (Heinze, McInnis), 8:09; 7. MS, Heaphy (Hamilton, Brown), 11:53; 8. BC, Kennedy (Braccia), 12:34; 9. MS, Hamilton (Cole, Reynolds), 19:16.

#### March 25, 1989 • East Lansing MSU 7, BOSTON COLLEGE 2

1st Pd: 1. MS, Cole (Reynolds), 17:59.  
2nd Pd: 2. BC, Marshall (Franzosa), 5:07; 3. MS, Heaphy (White, Woolley), 7:22; 4. MS, Hirth (Bartels, Beadle), 9:18; 5. MS, Heaphy (White, Brind'Amour), 10:34; 6. BC, Heinze (McInnis), 10:49; 7. MS, Murray (Luongo, Norris), 13:41.  
3rd Pd: 8. MS, White (Luongo), 12:16; 9. MS, Ki. Miller (Murray, Brind'Amour), 14:29.

#### March 26, 1989 • East Lansing MSU 5, BOSTON COLLEGE 4

1st Pd: 1. BC, Emma (Heinze, Brown), 3:35 SHG; 2. MS, Ki. Miller (Brind'Amour, Woolley), 5:22.  
2nd Pd: 3. BC, O'Neill (Brown, Mullowney), 0:34; 4. MS, White (Brind'Amour), 1:49.  
3rd Pd: 5. MS, Reynolds (Murray, Beadle), 1:42; 6. BC, Marshall (Emma, Heinze), 3:57; 7. BC, Cleary (Braccia, Buckley), 4:22; 8. MS, Brind'Amour (Heaphy), 5:23.  
Overtime: 9. MS, Hirth (Gibson, Russell), 5:57.

#### March 30, 1989 • St. Paul, Minn. HARVARD 6, MSU 3

1st Pd: 1. HU, Ciavaglia (Weisbrod, Krayer), 3:58; 2. HU, Young (Donato, Ciavaglia), 6:54.  
2nd Pd: 3. HU, MacDonald (Ciavaglia, Donato), 10:24; 4. MS, Cole (Woolley, Ki. Miller), 15:25; 5. HU, Donato (Vukonich), 16:01; 6. HU, Krayer (Hartje, Caplan), 16:24.  
3rd Pd: 7. HU, Krayer (Ciavaglia, Weisbrod), 5:10; 8. MS, Heaphy (White, Hamilton), 6:37; 9. MS, Cole (unasst.), 14:16.

#### April 1, 1989 • St. Paul, Minn. MSU 7, MAINE 4

1st Pd: 1. UM, Corkum (Vitale, Scremin), 2:08; 2. MS, Heaphy (unasst.), 7:17; 3. MS, Heaphy

(Brind'Amour), 13:17.

2nd Pd: 4. UM, Cambio (Barkley, Jenkins), 3:06; 5. UM, Pellerin (Burke, Guidotti), 4:16; 6. MS, Beadle (Norris, Ki. Miller), 8:26; 7. MS, Russell (Bartels), 11:10; 8. MS, Cole (Cummins, Reynolds), 12:50; 9. MS, Brind'Amour (Heaphy, Beadle), 13:07; 10. MS, Heaphy (White, Brind'Amour), 19:49.  
3rd Pd: 11. UM, Thyer (Perron, Robitaille), 4:09.

1989-90

(NCAA QUARTERFINALS, 35-7-3)

Michigan State earned its ninth straight NCAA Tournament bid after downing Michigan and Lake Superior State in the CCHA playoffs. MSU, recipients of a first-round bye, hosted Boston University in quarterfinal action at Munn Arena. BU held a 2-1 lead in game one midway through the opening period before the Spartans charged back to score the game's next five goals. The following evening, the Terriers scored the first three goals of the third period to break a 2-2 deadlock, tying the series. In the finale, MSU appeared it would be making a return trip to the Frozen Four after holding a 3-1 lead halfway through the second stanza. However, BU used a flurry of third-period goals to claim the series.

#### March 23, 1990 • East Lansing MSU 6, BOSTON UNIVERSITY 3

1st Pd: 1. BU, McEachern (Sacco, Krys), 5:09; 2. MS, Heaphy (Smolinski, Norris), 9:03; 3. BU, Tomlinson (Koskimaki), 10:51; 4. MS, Murray (Beadle, Ki. Miller), 11:46.  
2nd Pd: 5. MS, Murray (Ki. Miller), 10:04; 6. MS, Cummins (Ki. Miller, Murray), 13:31; 7. MS, Ki. Miller (Cummins, Murray), 14:18.  
3rd Pd: 8. MS, Ki. Miller (Murray, McCauley), 3:58; 9. BU, Amonte (McEachern), 12:00.

#### March 24, 1990 • East Lansing BOSTON UNIVERSITY 5, MSU 3

1st Pd: 1. MS, Smolinski (White), 1:02.  
2nd Pd: 2. BU, von Stefenelli (Legault, Amonte), 0:23; 3. BU, Ronan (Legault, von Stefenelli), 11:46; 4. MS, Heaphy (Woolley, Muzzatti), 14:00; 5. BU, McEachern (Amonte), 19:30.  
3rd Pd: 6. BU, Sullivan (McEachern, Amonte), 2:03; 7. MS, Beadle (Murray, White), 10:54; 8. BU, Amonte (Legault, McEachern), 15:38.

#### March 25, 1990 • East Lansing BOSTON UNIVERSITY 5, MSU 3

1st Pd: 1. BU, Mark Bavis (Ahola, Mi. Bavis), 11:14; 2. MS, Beadle (Murray, Ki. Miller), 19:17 PPG.  
2nd Pd: 3. MS, Woolley (Ki. Miller, Russell), 2:58 PPG; 4. MS, Murray (Woolley, Ki. Miller), 7:28; 5. BU, Koskimaki (Ronan), 11:33.  
3rd Pd: 6. BU, Ronan (Sacco, Ahola), 5:36; 7. BU, Amonte (Cashman), 7:02 PPG; 8. BU, Regan (Sullivan, von Stefenelli), 18:03.

1991-92

(NCAA FROZEN FOUR, 25-11-8)

After defying predictions of a fifth-place regular-season CCHA finish, Michigan State continued to befuddle critics in the post-season, staging come-from-behind upsets to muscle its way into the Frozen Four. Receiving the fifth seed in the West, the Spartans journeyed to Providence, R.I., to face Boston University. Trailing 2-1 entering the final period, MSU scored three unanswered goals, sending the Terriers packing and giving Ron Mason his 650th career victory. Against top-ranked Maine, the Green and White gave up the opening goal then struck back with a three-goal blitz, led by Dwayne Norris' two goals and one assist. Mike Gilmore turned in a remarkable performance, making 20 of his 36 saves in the final stanza to secure the win. Making their second

Frozen Four trip in four years, the Spartans met league rival Lake Superior State in a semifinal match. The two teams matched each other until midway through the third, when LSSU's Mark Astley poked a shot in from point-blank range. The Lakers added an insurance goal and held on to advance to the championship game, where they beat Wisconsin for the title.

#### March 26, 1992 • Providence, R.I. MSU 4, BOSTON UNIVERSITY 2

1st Pd: No scoring.  
2nd Pd: 1. MS, Murray (Smolinski, Thompson), 5:18; 2. BU, Prendergast (Mark Bavis, Sacco), 5:50; 3. BU, Sacco (Mike Bavis), 19:04.  
3rd Pd: 1. MS, Turner (Woodward, Worden), 1:39; 5. MS, Norris (unasst.), 7:25; 6. MS, Smolinski (Murray, J. Messier), 12:55.

#### March 28, 1992 • Providence, R.I. MSU 3, MAINE 2

1st Pd: 1. UMO, Montgomery (Tardiff), 5:39; 2. MS, Norris (White), 9:53.  
2nd Pd: 3. MS, Norris (White, Suk), 1:54; 4. MS, Smolinski (Norris, Suk), 11:22; 5. UMO, Imes (Tardiff, Montgomery), 17:12.  
3rd Pd: No scoring.

#### April 2, 1992 • Albany, N.Y. LAKE SUPERIOR STATE 4, MSU 2

1st Pd: 1. LSSU, Constantin (Smith, Hanley), 1:27; 2. MS, Perreault (Harper, Garbarz), 5:28.  
2nd Pd: 3. LSSU, Constantin (Hanley, Hendry), 6:32; 4. MS, Norris (Smolinski, Murray), 17:22.  
3rd Pd: 5. LSSU, Astley (Hendry, Hulet), 10:58; 6. LSSU, Moger (Strachan, Faucher), 12:22.

1993-94

(NCAA REGIONALS, 23-13-5)

After finishing third in the CCHA regular-season race and advancing to the conference semifinals, the Spartans were seeded sixth in the NCAA West Regional, held in the Spartans' own Munn Arena. MSU faced third-seeded Massachusetts-Lowell in the first round and occupied the visiting bench. A breakaway and two power-play goals gave Lowell a 3-1 first-period edge. Steve Suk and Anson Carter each scored to pull MSU within one, but the Spartans could get no closer. Despite holding an 8-3 edge in third-period shots, the Spartans could not score the equalizer, and the "host" Chiefs moved on to the quarterfinals.

#### March 26, 1994 • East Lansing MASS-LOWELL 4, MSU 3

1st Pd: 1. UML, Sbrocca (unasst.), 6:54; 2. MS, Guolla (Carter), 13:08; 3. UML, Hebert (Angus, Bullcock), 14:33; 4. UML, Bazin (Bullock, Henry), 17:08.  
2nd Pd: 5. MS, Suk (Murray, Guolla), 0:58; 6. UML, Murray (Hebert), 5:19; 7. MS, Carter (Guolla, Sullivan), 16:09.  
3rd Pd: No scoring.

1994-95

(NCAA REGIONALS, 25-12-3)

Following a third-place finish in the CCHA and a loss to Lake Superior State in the conference playoff championship game, the Spartans earned a berth in the NCAA West Regional for the second straight season. Seeded fifth in the West, MSU traveled to Dane County Coliseum in Madison, Wis., to face the host Wisconsin Badgers in the first round. Michigan State built a 3-1 lead on Anson Carter's 34th goal of the year early in the second stanza, but that was the last Spartan hurrah of the season. The Badgers cemented it before the end of the period on goals by Mike Strobel and Shawn Carter, and took the game in the final session on scores by Mike Strobel and Chris Tok.



## NCAA TOURNAMENT GAMES

**March 24, 1995 • Madison, Wis.  
WISCONSIN 5, MSU 3**

1st Pd: 1. UW, Mark Strobel (Mike Strobel, Spencer), 1:36; 2. MS, Guolla (Slater, A. Carter), 4:22; 3. MS, Slater (Murray), 6:10.  
2nd Pd: 4. MS, A. Carter (Guolla), 4:09; 5. UW, Mike Strobel (Rafalski, Balkovec), 10:25 PPG; 6. UW, S. Carter (Rafalski), 15:29.  
3rd Pd: 7. UW, Mike Strobel (Ellick), 3:05; 8. UW, Tok (Spencer, Rafalski), 9:27.

**1995-96  
(NCAA REGIONALS, 28-13-1)**

Michigan State's third-place CCHA finish earned the Spartans a berth in the NCAA West Regional, and for the second time in three years they faced higher-seeded Massachusetts-Lowell while wearing dark jerseys in their own arena. Despite a first-period penalty-shot save by Chad Alban, the Spartans were trailing the River Hawks, 2-0, after 20 minutes and couldn't make up the difference. Lowell stretched its lead to 4-0 in the second period before Sean Berens found the net for MSU. Mark Loeding scored for the Spartans in the third period, a goal which was sandwiched by two Lowell tallies to make the final 6-2.

**March 23, 1996 • East Lansing  
MASS-LOWELL 6, MSU 2**

1st Pd: 1. UML, Daw (Donovan, Sbrocca), 7:12; 2. UML, Barozzino (Concannon, Donovan), 16:57.  
2nd Pd: 3. UML, Salsman (Dartsch), 6:52; 4. UML, Concannon (Sbrocca), 11:30; 5. MS, Berens (York, Watti), 18:52.  
3rd Pd: 6. UML, Barozzino (Concannon), 0:34; 7. MS, Loeding (Adams, Ford), 2:28; 8. UML, Barozzino (Mahoney, Sandholm), 17:42.

**1996-97  
(NCAA REGIONALS, 23-13-4)**

MSU's fourth consecutive trip to the NCAA Tournament paired the fifth-seeded Spartans against Minnesota in Grand Rapids' Van Andel Arena. The Gophers broke a 1-1 tie midway through the first period with a pair of goals and went on to win easily, thanks to two goals and two assists from Casey Hankinson. Michigan State received a strong effort from freshman center Shawn Horcoff, whose short-handed goal late in the third period produced the 6-3 final score.

**March 23, 1997 • Grand Rapids, Mich.  
MINNESOTA 6, MSU 3**

1st Pd: 1. UM, Woog (Anderson, Godbout), 3:01; 2. MS, York (Weaver, Tuzzolino), 9:05; 3. UM, Hendrickson (Miller, Checchio), 10:33; 4. UM, Hankinson (LaFleur, Crowley), 18:46.  
2nd Pd: 5. UM, Hankinson (Berg, Clymer), 4:37; 6. UM, Spehar (Hankinson, Berg), 7:19; 7. MS, Ferranti (Horcoff, Loeding), 14:31.  
3rd Pd: 8. UM, Crowley (Hankinson), 7:44; 9. MS, Horcoff (Hartlon), 17:19.

**1997-98  
(NCAA QUARTERFINALS, 33-6-5)**

Michigan State earned the No. 1 seed in the NCAA West Regional by virtue of its CCHA regular-season and playoff championships – the Spartans were the only team in the nation to capture both of their league titles. After fourth-seeded Ohio State beat fifth-seeded Yale, a rematch of the CCHA playoff championship was set up between the Spartans and the Buckeyes. Michigan State's potent power-play accounted for all three goals, as the Spartans held leads of 2-0 and 3-2. Ohio State kept responding, and evened the score

early in the third. Stellar goaltending from MSU's Chad Alban and OSU's Jeff Maund kept the score tied at 3-3 through regulation. After going into double overtime a week earlier in the CCHA finals, this game was resolved in the first extra session. A sprawling Alban poked the puck away from Hugo Boisvert but right on to Andre Signoretti's stick. The seldom-scoring defenseman fired a perfect shot in the top left corner for his second goal of the game, sending Ohio State to the Frozen Four.

**March 28, 1998 • Ann Arbor, Mich.  
OHIO STATE 4, MSU 3 OT**

1st Pd: 1. MS, Hodgins (York, Kozakowski), 18:34.  
2nd Pd: 2. MS, Horcoff (Weaver, York), 6:10; 3. OS, Signoretti (Richards), 6:51; 4. OS, Meloche (Boisvert, Maund), 11:25; 5. MS, Dolyn (Berens, York), 17:23.  
3rd Pd: 6. OS, Rech (McMillan), 5:43.  
Overtime: 7. OS, Signoretti (Meloche, Boisvert), 8:47.

**1998-99  
(NCAA FROZEN FOUR, 29-6-7)**

For the second straight year Michigan State earned a first-round NCAA Tournament bye, but a year to the day after the Spartans' 1998 disappointment they posted a win in dramatic fashion. MSU trailed Colorado College 3-2 in a back-and-forth game with two minutes remaining before freshmen Andrew Hutchinson and Adam Hall scored goals 32 seconds apart to deliver the improbable win. That gave the Spartans their first trip to the NCAA Frozen Four since 1992, where they met New Hampshire in Anaheim, Calif. The two teams traded goals into the third period, where MSU tied the score at 3-3 less than four minutes in. The Wildcats had the game's final two goals, however, to end MSU's hopes for the school's third national title. Senior center Mike York had two assists in his final collegiate game, giving him 201 career points.

**March 28, 1999 • Madison, Wis.  
MSU 4, COLORADO COLLEGE 3**

1st Pd: 1. MS, Goodenow (Dolyn, Horcoff), 1:56; 2. CC, Voorhees (Heerema, Austin), 14:43.  
2nd Pd: 3. CC, Kryway (Heerema, B. Swanson), 5:41.  
3rd Pd: 4. MS, Hall (Adams, Kozakowski), 9:14; 5. CC, Clark (Manning, Hartsburg), 11:21; 6. MS, Hutchinson (Adams, Bogas), 18:20; 7. MS, Hall (York, Adams), 18:52.

**April 1, 1999 • Anaheim, Calif.  
NEW HAMPSHIRE 5, MSU 3**

1st Pd: 1. NH, Krog (Ficek, Filipowicz), 18:49; 2. MS, Dolyn (Horcoff, Hodgins), 19:27.  
2nd Pd: 3. NH, Souza (Haydar, Walsh), 2:44; 4. MS, Patchell (Loeding, York), 6:49; 5. NH, Souza (unassisted), 18:17.  
3rd Pd: 6. MS, Hall (York), 3:44; 7. NH, Shipulski (Krog, Souza), 10:52; 8. NH, Krog (Haydar, Souza), 14:40.

**1999-2000  
(NCAA REGIONALS, 27-11-4)**

Despite winning the CCHA postseason championship in convincing fashion, Michigan State was seeded fifth in the NCAA West Regional and earned a date against fourth-seeded Boston College. Jeff Farkas scored a power-play goal 11:53 into the first overtime – with just six seconds remaining on a five-minute major called on MSU – to earn a 6-5 victory. The Eagles scored five power-play goals and a shorthanded goal while the Spartans gave up a power-play goal with 50 seconds remaining in regulation to send the game into OT. MSU

stormed out to a 2-0 lead in the first 8:33 of the game on goals by Adam Hall and John Nail. BC rallied to tie the game with two goals in the first 1:39 of the second. The two teams traded goals the rest of regulation with the Eagles' Mike Lephart forcing the extra session with a tally late in the third. The winner came late in the major, which had been called on Sean Patchell for hitting from behind. Mike Mottau's shot from the point was blocked by a defenseman, but Gionta, who had drawn the penalty, shoveled the puck over to Farkas whose shot eluded goalie Ryan Miller.

**March 24, 2000 • Minneapolis, Minn.  
BOSTON COLLEGE 6, MSU 5 OT**

1st Pd: 1. MS, Hall (Horcoff, Dolyn), 1:56; 2. MS, Nail (Patchell), 8:33.  
2nd Pd: 3. BC, Farkas (Mottau, Allen), 0:32; 4. BC, Gionta (Allen, Lephart), 1:39; 5. MS, Hutchinson (unassisted), 9:53; 6. BC, Bellefeuille (unassisted), 14:02.  
3rd Pd: 7. MS, Liles (Horcoff, Hutchinson), 1:11; 8. BC, Caulfield (Kolanos, Hughes), 10:35; 9. MS, Dolyn (Horcoff, Liles), 13:05; 10. BC, Lephart (Mottau, Bellefeuille), 19:10.  
Overtime: 11. BC, Farkas (Gionta, Mottau), 11:53.

**2000-01  
(NCAA FROZEN FOUR, 33-5-4)**

As the top seed in the NCAA Tournament, the Spartans were sent to the West Regional as the No. 1 seed and faced Wisconsin, an opening round winner over Providence, in a quarterfinal match. MSU easily defeated the Badgers, 5-1, getting goals from five different players and successfully converting on three of eight power-play opportunities. The win gave the Spartans a berth in the NCAA Frozen Four semifinals against defending national champion North Dakota in a contest that pitted one of the country's top offensive teams against the nation's best defensive unit. However, it was the Fighting Sioux that boasted the stifling defense as the Western Collegiate Hockey Association foe blanked MSU, 2-0, ending the Spartans' quest for a national championship. North Dakota netminder Karl Goehring made 30 saves on the day. The only scoring took place in the first period on goals by the Fighting Sioux's Kevin Spiewak and Ryan Bayda.

**March 25, 2001 • Grand Rapids, Mich.  
MSU 5, WISCONSIN 1**

1st Pd: 1. MS, Insana (unassisted), 7:45; 2. MS, Patchell (Fast, Ferguson), 19:02.  
2nd Pd: 3. UW, Hussey (Wheeler, Bourque), 8:52; 4. MS, Nail (Patchell), 9:04; 5. MS, Goodenow (Maloney, Dolyn), 11:50.  
3rd Pd: 6. MS, Dolyn (Goodenow, Maloney), 5:42.

**April 5, 2001 • Albany, N.Y.  
NORTH DAKOTA 2, MSU 0**

1st Pd: 1. ND, Spiewak (Notermann, B. Lundbohm), 1:15; 2. ND, Bayda (B. Lundbohm, Roche), 19:27.  
2nd Pd: No scoring.  
3rd Pd: No scoring.

**2001-02  
(NCAA REGIONALS, 27-9-5)**

Michigan State received the No. 3 seed in the West Regional for the 2002 NCAA Tournament and faced the No. 6 seed Colorado College in the opening round in Ann Arbor. CC's Trent Clark scored at the 10:05 mark of the first period to give the Tigers a 1-0 lead heading into the first intermission. The teams turned in a defensive battle in the second period with MSU producing just nine shots and CC six. The Tigers' Alex Kim added an insurance goal at the 5:43 mark of the third period to give Colorado







## NCAA TOURNAMENT GAMES

College the 2-0 win. Spartan netminder Ryan Miller turned aside 27 shots, including 14 in the first period, while his counterpart Jeff Sanger finished with 25 saves. The game also marked the end of an era for Spartan hockey as the legendary Ron Mason coached his final game for the Green and White.

**March 22, 2002 • Ann Arbor, Mich.**  
**COLORADO COLLEGE 2, MSU 0**  
 1st Pd.: 1. CC, Clark (Petior), 10:05.  
 2nd Pd.: No Scoring.  
 3rd Pd.: 2. CC, Kim (Clarke, Polaski), 5:43.

**2003-04**  
**(NCAA REGIONALS, 23-17-2)**  
 Michigan State, which earned the No. 3 seed in the Midwest Region for the 2004 NCAA Tournament, met No. 2 seed Minnesota-Duluth in the opening round in Grand Rapids. UMD's Evan Schwabe scored at the 12:16 mark of the first period as the Bulldogs took a 1-0 lead after the opening stanza. Four second-period goals by UMD, including two by Hobey Baker winner Junior Lessard, gave the Bulldogs the 5-0 victory. MSU goaltender Dominic Vicari stopped 11 shots, before being relieved by Matt Migliaccio who finished with 12 saves. UMD netminder Isaac Reichmuth finished with 23 stops.

**March 27, 2003 • Grand Rapids, Mich.**  
**MINNESOTA-DULUTH 5, MSU 0**  
 1st Pd.: 1. UMD, Schwabe (Williams, Hambly), 12:16.  
 2nd Pd.: 2. UMD, Unklesbay (Anderson), 1:14; 3. UMD, Hammond (Peluso, Hardwick), 5:36; 4. UMD, Lessard (Schwabe, Hardwick), 8:13; 5. UMD, Lessard (Schwabe, Bross), 13:01.  
 3rd Pd.: No Scoring.

**2005-06**  
**(NCAA REGIONALS, 25-12-8)**  
 The Spartans shook off an injury-riddled and sluggish start to the regular season to put together an impressive second-half run which saw them earn the #1 seed in the East Regional in Albany, N.Y. MSU got a 36-save performance from freshman netminder Jeff Lerg to post the first shutout in Spartan NCAA history, 1-0. First-year skater Tim Crowder scored the only goal MSU would need just 2:14 into the game, and the stalwart defense would hold on to send the Spartans into the second round against Maine. In the regional final, the Black Bears posted a 3-0 lead by the 16:38 mark of the first period, but the Spartans found their stride and fought back to twice come within a goal. Crowder scored twice while Jim McKenzie and Drew Miller also found the back of the net, but MSU fell just short and dropped a 5-4 decision. Crowder and defenseman Corey Potter were named to the All-Regional Team.

**March 25, 2003 • Albany, N.Y.**  
**MSU 1, NEW HAMPSHIRE 0**  
 1st Pd.: 1. MS, Crowder (Kennedy, Abdelkader), 2:14.  
 2nd Pd.: No Scoring.  
 3rd Pd.: No Scoring.

**March 26, 2006 • Albany, N.Y.**  
**MAINE 5, MSU 4**  
 1st Pd.: 1. MAI, Duffy (Damon) 3:13; 2. MAI, J. Hopson (Hamilton, K. Hopson), 10:21; 3. MAI, J. Hopson (Duffy, K. Hopson) 16:38 pp; 4. MS Crowder (Booth, Kennedy) 19:16 pp.  
 2nd Pd.: 5. MAI Damon (Soares, Lundin) 3:35; 6. MSU Crowder (Kennedy, Booth) 8:00 pp; 7. MSU McKenzie (B. Lerg, Mueller) 19:00.  
 3rd Pd.: 8. MAI Moore (Soares) 19:23 en; 9. MSU Miller (unass.) 19:55.

**2006-07**  
**(NCAA CHAMPIONS, 26-13-3)**  
 After a fourth-place finish in the CCHA regular-season and a dramatic overtime victory in the CCHA consolation game, the Spartans were hardly a favorite to reach the Frozen Four in St. Louis. Behind a stellar performance from regional MVP Jeff Lerg - who allowed just two goals in 120 minutes - Michigan State easily dispatched Boston University (5-1) before squaring off for a defensive battle with CCHA champion and national-No. 1 Notre Dame. The Spartans held on for a 2-1 victory over the Irish, and were off to St. Louis for the program's first Frozen Four since 2001.

A slow start against Maine - allowing a pair of goals before the game was four minutes old - could have spelled disaster, but a resilient MSU team cut the lead in half before the period was over and tacked on three more unanswered goals to post a 4-2 victory and send MSU to its first National Championship game since 1987. Facing off against the high-flying Eagles of Boston College, few gave MSU a chance in the contest - but a scoreless tie after one and a 1-0 deficit after two periods kept MSU right in the thick of things. The outstanding defensive effort paid dividends - Tim Kennedy got the equalizer just before the halfway point of the third period, then the winger set up linemate Justin Abdelkader for the game-winner with just 18.9 seconds remaining in regulation. It was truly a team effort by Michigan State, which had no All-League selections, no All-Americans, and no Hobey Baker finalists - just 26 determined, resilient hockey players who played for a common goal.

**March 23, 2007 • Grand Rapids, Mich.**  
**MSU 5, BOSTON UNIVERSITY 1**  
 1st Pd.: 1. BU, Weston (Gilroy, Pokpo), 6:05; 2. MS, Kennedy, 12:51  
 2nd Pd.: 3. MS, Crowder (Kennedy, Howells), 1:11; 4. MS, Sprague (Graham, Sucharski), 5:22; 5. MS Vukovic (B. Lerg, Mueller) 17:19  
 3rd Pd.: 6. MS Crowder (Dunne, Howells) 8:04

**March 24, 2007 • Grand Rapids, Mich.**  
**MSU 2, NOTRE DAME 1**  
 1st Pd.: no scoring  
 2nd Pd.: 1. MS, Mueller (Kennedy, Snavely, Graham), 6:04  
 3rd Pd.: 2. MS Kennedy (Crowder, Abdelkader) 5:59; 3. ND Rankin (Blatchford, Paige) 14:52.

**April 5, 2007 • St. Louis, Mo.**  
**MSU 4, MAINE 2**  
 1st Pd.: 1. ME, Johnson (Soares, Levielle), :23; 2. ME, Soares (Ramsey, Johnson), 3:24; 3. MS Mueller 7:25  
 2nd Pd.: 4. MS, Snavely (Abdelkader, Kennedy), 16:32;  
 3rd Pd.: 5. MS, Sucharski (Schepke, Sprague), 5:11; 6. McKenzie (Mueller) 9:46.

**April 7, 2007 • St. Louis, Mo.**  
**MSU 3, BOSTON COLLEGE 1**  
 1st Pd.: no scoring  
 2nd Pd.: 1. BC, Boyle (Bradford), 6:50;  
 3rd Pd.: 2. Kennedy (Abdelkader) 9:53; 3. Abdelkader (Kennedy, Howells) 19:41.1; 4. Mueller (McKenzie, Vukovic) 19:58.3.

**2007-08**  
**(NCAA QUARTERFINAL, 25-12-5)**  
 The Spartans had a formidable team with considerable experience coming back off of the National Championship team before, and the squad finished third in the CCHA regular season. The Spartans were sent to Colorado Springs to go up against the host Tigers on the big sheet of Olympic ice at the World Arena. MSU posted

a 3-1 victory over their hosts, with Jeff Lerg making 41 saves as the Spartans exploded for three second-period goals for a victory over the WCHA regular-season champions.

MSU then had a meeting with CCHA foe Notre Dame, a rematch of the previous season's regional final in Grand Rapids.

A pair of Irish goals scored just over a minute apart in the late stages of the third period - at 14:06 and 15:20 - broke open a 1-1 game and propelled Notre Dame to a 3-1 victory. Justin Abdelkader had the only score for Michigan State, which had advanced to a regional final for the third straight season.

**March 28, 2008 • Colorado Springs, CO.**  
**MSU 3, COLORADO COLLEGE 1**  
 1st Pd.: no scoring  
 2nd Pd.: 1. MS, Kennedy (Petry, Abdelkader), 9:27; 2. MS, Dunne (B.Lerg, Crowder) 18:03; 3. MS, Mueller (Kennedy, Abdelkader), 19:53  
 3rd Pd.: 4. CC, Patrosso (Vlassopoulos), 12:07.

**March 29th, 2008 • Colorado Springs, CO.**  
**NOTRE DAME 3, MSU 1**  
 1st Pd.: no scoring  
 2nd Pd.: 1. ND, Hanson (Regan), 2:43; 2. MS, Abdelkader (Kennedy, Crowder), 9:05  
 3rd Pd.: 3. ND, Van Guilder (Ryan), 14:06; 4. ND Ruth (White, Hanson), 15:20.

**2011-12**  
**(NCAA REGIONALS, 19-16-4)**  
 The Spartans played the second-most difficult schedule in the nation in 2011-12, and despite finishing fifth in the CCHA standings, earned an at-large bid to the NCAA Tournament, its first since 2008. Union took a 2-0 lead in the contest early in the second period, and despite a Matt Berry goal cutting the lead in half in the latter half of the period, the Spartans could not find an equalizing tally. Union iced the game with a power-play marker with just 88 seconds remaining in regulation. Will Yanakeff made 29 saves for the Spartans.

**March 23, 2011 • Bridgeport, Conn.**  
**UNION 3, MSU 1**  
 1st Pd.: 1. UNI, Novak (Welsh), 15:09  
 2nd Pd.: 2. UNI, Welsh (Bodie), 3:20; MSU Berry (Perlini, Krug); 19:21 pp  
 3rd Pd.: UNI Simpson (Zajac), 18:42 pp.

## 1966 NATIONAL CHAMPIONS

## CINDERELLA SPARTANS CLAIM NATIONAL CROWN

MINNEAPOLIS — The 1966 National Collegiate Athletic Association hockey championship rested in the West, and Michigan State had its first crown because it wouldn't give up.

"We had our troubles early in the season . . . a lot of injuries and some ice problems that hampered our practice," head coach Amo Bessone said after Michigan State beat Clarkson, 6-1, in the title game at the University of Minnesota.

"But I figured we had the potential all along, once we got straightened out," Bessone added. "I know one thing: our kids worked very hard for this, and they were deserving of the championship."

At mid-season, Michigan State was bogged down with a 4-9 record, including a 6-3 loss to Clarkson.

Then MSU began to find the combination. The Spartans still finished sixth in the Western Collegiate Hockey Association, but the team had jelled. The Spartans whipped Michigan and WCHA champion Michigan Tech in the Western hockey playoffs to gain a berth in the NCAA championships.

Once the title game was decided, Michigan State had won 12 of its final 16 games to wind up with a 16-13 season record.

The championship was no contest after Bob Brawley fired home a 35-foot slapshot to break a tie and give Michigan State a 2-1 lead in the second period.

The Spartans rammed in four more goals in the third period to turn it into a rout, and wound up peppering the Clarkson goal with 46 shots.

Mike Coppo got two Spartan goals and Bob Fallat, Doug Volmar and Bill Faunt had one each. Spartan goaltender Gaye Cooley earned tournament MVP honors.

Four Michigan State players were named to the all-tournament team, including Cooley. Coppo, Heaphy and McAndrew also earned first-team honors, while Brawley and Tom Mikkola were on the second team.

*(Parts of this story were taken from the Associated Press story which appeared in the Lansing State Journal.)*



Front Row (left to right): Gaye Cooley, Matthew Mulcahy, co-captain Don Heaphy, Jerry Fisher, co-captain Mike Coppo, Tom Purdo, Larry Roche. Second Row: Trainer Clyde Stretch, Sandy McAndrew, Tom Mikkola, Mike Jacobson, Dainis Vedejs, Ron Roth, Doug Volmar, Tom Crowley, Wayne Duffett, head coach Amo Bessone. Third Row: Manager William Smith, Richard Bois, Bill Faunt, Douglas French, Nino Cristofoli, Robert Fallat, John Schuster, manager Ralph Faust. Not pictured: Robert Brawley.

## 1965-66 ROSTER

1	Gerald Fisher	G	8	Bill Faunt	C	17	Tom Crowley	D	Head Coach:
2	Robert Brawley	D	9	Douglas Volmar	W	18	Ron Roth	D	Amo Bessone
3	Richard Bois	D	10	Charles Jacobson	W	19	Dainis Vedejs	D	
4	Donald Heaphy	D	11	Matthew Mulcahy	W	20	Thomas Mikkola	C	
5	Thomas Purdo	D	12	Brian McAndrew	C	21	John Schuster	W	
6	Douglas French	D	14	Nino Cristofoli	W	22	Larry Roche	G	
7	Michael Coppo	W	15	Wayne Duffett	W	23	Gaye Cooley	G	
			16	Robert Fallat	W				





# 1986 NATIONAL CHAMPIONS

## SPARTANS CLAIM SECOND NATIONAL CHAMPIONSHIP

PROVIDENCE, R.I. — When Michigan State left wing Mike Donnelly played against Harvard in NCAA Regional action in 1983, he had a broken wrist.

At the Providence Civic Center at the 1986 national championship, all he could break after the game was a big smile.

Led by a pair of goals by the senior left wing — the final one at 17:09 of the third period — MSU claimed the 1986 NCAA championship by downing the Crimson 6-5 before a crowd of 9,214.

It was MSU's second national title in the school's history, the other coming in 1966.

Donnelly's goals were his 58th and 59th of the season, padding his NCAA record for most goals in a season.

Also scoring for head coach Ron Mason's Spartans, who closed the year with a 34-9-2 record, including a 23-2-1 mark since December, were Mitch Messier, Jeff Parker, Brad Hamilton and Brian McReynolds. Bob Essensa finished with 15 saves in the Spartan nets.

"Tonight, we won the game in a way that was characteristic of our whole season — we came from behind and never gave up," Mason said.

Donnelly, Parker, Norm Foster and Don McSween were named to the all-tournament team. Donnelly was named the Most Valuable Player.

"I'm proud of our team — very proud," Mason added. "This team has a lot of character, and they gave it quite a gutsy effort tonight. They've made a believer out of me.

"Last year, it was doomsday around Michigan State after the loss to Providence," said Mason, referring to the disappointing NCAA quarterfinal loss that knocked perhaps the best MSU team of all time out of the tournament. "It takes more than a great team to win an NCAA championship. It takes the right chemistry."

*(Parts of this story were taken from the March 30, 1986, Lansing State Journal story by Will Kowalski.)*



Front Row (left to right): Norm Foster, assistant coach George Gwozdecky, Bill Shibicky, Mitch Messier, Rick Fernandez, Dee Rizzo, head coach Ron Mason, Mike Donnelly, Brad Beck, Don McSween, Jeff Parker, assistant coach Terry Christensen, Bob Essensa. Second Row: Team physician Dr. John Downs, Tom Tilley, Danton Cole, Rick Tosto, Chris Luongo, Sean Clement, Dave Chiappelli, Bobby Reynolds, Kevin Miller, Dave Arkelipane, student manager Troy Tuggle. Third Row: Equipment manager Tom Magee, trainer Dave Carrier, Geoff Hair, Jim Lycett, Mike Dyer, Bruce Rendall, Brian McReynolds, Joe Murphy, Brad Hamilton, student manager Steve Brown.

### 1985-86 ROSTER

3	Brad Hamilton	D	12	Mitch Messier (A)	F	22	Sean Clement	D	Head Coach: Ron Mason
4	Brad Beck	D	14	Mike Donnelly	F	25	Dee Rizzo	F	Assistants: Terry Christensen,
5	Don McSween (C)	D	15	Bobby Reynolds	F	26	Dave Arkelipane	F	George Gwozdecky
6	Chris Luongo	D	16	Bill Shibicky	F	27	Brian McReynolds	F	
7	Danton Cole	F	17	Bruce Rendall	F	28	Rick Fernandez	F	
8	Kevin Miller (A)	F	18	Dave Chiappelli	F	33	Bob Essensa	G	
9	Joe Murphy	F	19	Rick Tosto	F	41	Norm Foster	G	
10	Geir Hoff	F	21	Tom Tilley	D				

## 2007 NATIONAL CHAMPIONS

## RESILIENT SPARTANS DEFY THE ODDS

ST. LOUIS - Beating the odds again, Michigan State won its first NCAA hockey championship in 21 years.

Justin Abdelkader snapped a tie with 18.9 seconds to go, seconds after ringing a shot off the post in the Spartans' 3-1 victory over Boston College.

Jeff Lerg made 29 saves, and Chris Mueller added an empty-net goal with 1.2 seconds left to clinch it for the Spartans (26-13-3), a lightly regarded No. 3 seed in the Midwest Regional when the tournament began.

Tim Kennedy tied it midway through the third period, and set up the go-ahead goal from behind the net when he spun off his man and passed the puck in front. Abdelkader, the MVP of the tournament, beat Cory Schneider for his 15th goal and first in nine games.


Comley captured his first title at MSU and the second of his career - he also won it all with Northern Michigan in 1991. He and Boston College's Jerry York are among three coaches to win championships at two schools.

Boston College's success on the power play was a key to its drive to the final, with a 35.6 success rate and three goals in the semifinals against North Dakota. Michigan State held the Eagles to 1-for-4 with the man advantage and was 17-for-18 on the penalty kill in the tournament.

The 5-foot-6 Lerg made his biggest save of the game when he stopped Brian Boyle on a 2-on-1 short-handed break early in the third period, keeping it a one-goal game. He pumped his glove after the stop.

Trailing 1-0 after a second-period Boyle goal for BC, Kennedy tied it at 1 midway through the third period on a power play, breaking in alone after a faceoff just outside the zone and beating Schneider to the stick side. Kennedy has 18 goals, five in the last seven games.

Michigan State was the second No. 3 seed to make it to the championship game since the bracket was expanded to 16 teams in 2003. Boston College made it in 2006 as a No. 3 seed.



Front Row: Bobby Jarosz, Jim McKenzie, Chris Snavely, Chris Mueller, Tyler Howells, Chris Lawrence, Ethan Graham, Bryan Lerg, Brandon Warner, Justin Abdelkader, Jeff Lerg. Middle Row: Assistant Coach Brian Renfrew, Head Coach Rick Comley, Assistant Coach Rob Woodward, Strength & Conditioning Coach Mike Vorkapich, Steve Minich, Zak McClellan, Tim Crowder, Daniel Vukovic, Jay Sprague, Nick Sucharski, Dan Sturges, Brandon Gentile, Keith McKittrick, Assistant to the Head Coach/Video Coordinator Keith McKittrick, Team Physician Dr. Robert Norris, Athletic Trainer Dave Carrier, Athletics Director Ron Mason, Assistant Coach Tom Newton. Back Row: Team Manager Robby Mayer, Strength & Conditioning Intern Joe Agnello, Equipment Manager Tom Magee, Kurt Kivisto, Matt Schepke, Ryan Turek, Jeff Dunne, Justin Johnston, Mike Ratchuk, Tim Kennedy, Student Manager Matt Booth, Student Athletic Trainer Shinji Miura, Academic Coordinator Angela Howard.

## 2006-07 ROSTER

		11	Bryan Lerg (A)	F	24	Matt Schepke	F	Head Coach: Rick Comley	
1	Jeff Lerg	G	13	Ryan Turek	D/F	25	Jim McKenzie	F	Assistants: Tom Newton,
3	Chris Snavely	D	14	Zak McClellan	F	26	Kurt Kivisto	F	Brian Renfrew,
4	Ethan Graham (A)	D	15	Jeff Dunne	D	27	Dan Sturges	F	Rob Woodward
5	Justin Johnston	D	16	Tyler Howells (A)	D	28	Daniel Vukovic	D	
6	Brandon Gentile	D	17	Jay Sprague	F	30	Steve Mnich	G	
8	Brandon Warner	D	19	Chris Mueller (A)	F	35	Bobby Jarosz	G	
9	Justin Abdelkader	F	20	Chris Lawrence (C)	F	40	Tim Crowder	F	
10	Tim Kennedy	F	22	Nick Sucharski	F	44	Mike Ratchuk	D	



**SPARTAN ALL-AMERICANS****FIRST TEAM**

1959	Joe Selinger, G
1962	John Chandik, G
1964	Carl Lackey, D
1965	Doug Roberts, F
1966	Doug Volmar, F
1969	Rick Duffett, G
1971	Don Thompson, F
1972	Jim Watt, G
1973	Bob Boyd, D
1974	Norm Barnes, D
	Steve Colp, F
1975	Tom Ross, F
1976	Tom Ross, F
1982	Ron Scott, G
1983	Ron Scott, G
1985	Dan McFall, D
	Kelly Miller, F
	Craig Simpson, F
1986	Mike Donnelly, F
1987	Mitch Messier, F
1989	Kip Miller, F
	Bobby Reynolds, F
1990	Kip Miller, F
1991	Jason Woolley, D
1992	Joby Messier, D
	Dwayne Norris, F
1993	Bryan Smolinski, F
1998	Chad Alban, G
	Mike York, F
1999	Joe Blackburn, G
	Mike York, F
2000	Shawn Horcoff, F
2001	Ryan Miller, G
2002	Ryan Miller, G
2003	John-Michael Liles, D
2012	Torey Krug, D
2015	Jake Hildebrand, G
2019	Taro Hirose, F

*Michigan State has had a total of 56 All-America selections, including 38 First-Team selections.*

**SECOND TEAM**

1984	Dan McFall, D
1985	Gary Haight, D
1986	Don McSween, D
1987	Don McSween, D
1990	Jason Muzzatti, G
1994	Steve Guolla, F
1995	Anson Carter, F
1998	Sean Berens, F
	Tyler Harlton, D
1999	Mike Weaver, D
2000	Mike Weaver, D
2002	Andrew Hutchinson, D
	John-Michael Liles, D
2003	Brad Fast, D
2004	Jim Slater, F
	A.J. Thelen, D
2008	Jeff Lerg, G
2010	Jeff Petry, D

**COSIDA ACADEMIC ALL-AMERICANS**

1982	<b>Ron Scott</b>
1983	<b>Ron Scott</b>
1985	<b>Kelly Miller</b>
1986	<b>Don McSween</b>
1987	<b>Don McSween</b>
1990	<b>Walt Bartels</b>
	(3rd Team — GTE/CoSIDA)
1991	<b>Walt Bartels</b>
	(1st Team — GTE/CoSIDA)
1992	<b>Mike Gilmore</b>
1997	<b>Tyler Harlton</b>
	(2nd Team — GTE/All-District)
1998	<b>Tyler Harlton</b>
	(1st Team — GTE/CoSIDA)
1999	<b>Joe Blackburn</b>
	(2nd Team — GTE/All-District)
2003	<b>Brad Fast</b>
	(2nd Team — Verizon/All-District)
2008	<b>Jeff Lerg</b>
	(1st Team — ESPN/CoSIDA All-American)
	<b>Jeff Dunne</b>
	(2nd Team — ESPN/CoSIDA/All-District)
2009	<b>Jeff Lerg</b>
	(1st Team — ESPN/CoSIDA All-American; At-Large Academic All-America of the Year)



Taro Hirose



## THE HOBEY BAKER MEMORIAL AWARD


Since 1981, Hobey Baker Memorial Award has been presented annually to the outstanding college hockey player in the United States by the Decathlon Athletic Club of Bloomington, Minn. Michigan State boasts 17 Hobey Baker Finalists, while two Spartans have won this prestigious honor - Kip Miller (1990) and Ryan Miller (2001). Taro Hirose was the most recent finalist in 2019.

The award is named after college hockey great Hobey Baker of Princeton, a member of both the United States Hockey Hall of Fame in Eveleth, Minn., and the Hockey Hall of Fame in Toronto. Also a standout in football, he is enshrined in the Pro Football Hall of Fame in Canton, Ohio, and the College Football Hall of Fame in South Bend, Ind.

Hobart Amory Hare Baker was born in Philadelphia in 1892 and began his hockey career at age 14 at St. Paul's Prep School in Concord, N.H. Hobey took his athletic prowess to Princeton, where his brilliant skating and stickhandling abilities allowed him to dominate the college game and lead Princeton to the Intercollegiate League Championship in each of his three years

of varsity hockey (1911-14). He added to his physical prowess the exemplary qualities of being a completely unselfish sportsman and an opponent of publicity. Facts about Baker's career often sound more like myths, such as the story of his playing every second of a 73-minute game against Harvard, or the claim that he was penalized just twice during his career, and both times the mere suggestion that he had violated a rule of the game nearly drove him to tears.


Baker worked in the business world following his graduation from Princeton but, believing U.S. involvement in the first World War was near, took up flying and was commissioned as a lieutenant in the Army in 1917. He was with the first group of American pilots sent to France and was honored with the Croix de Guerre after bringing down three enemy planes during the Great War. Following the armistice, Hobey decided he would take one last flight in his fighter before heading back to the States. It would be his last flight - Hobart Amory Hare Baker died after his plane crashed just a quarter mile after taking off. He was 26.




## MSU'S HOBEY BAKER FINALISTS



Ron Scott - 1982 \*, 1983




Kelly Miller - 1985




Craig Simpson - 1985



Mike Donnelly - 1986



Bobby Reynolds - 1989



Kip Miller - 1989, 1990 !



Bryan Smolinski - 1993



Anson Carter - 1995



Chad Alban - 1998 \*



Mike York - 1998, 1999 \*




Shawn Horcoff - 2000



Ryan Miller - 2001 !, 2002



John-Michael Liles - 2003



Jim Slater - 2004



Jeff Lerg - 2008



Torey Krug - 2012



Taro Hirose - 2019

! - Winner  
\* - Runner-up



## MSU'S HOBEBY BAKER AWARD WINNERS

## 1990 • KIP MILLER

Kip Miller was the recipient of the 10th Hobey Baker Memorial Award in 1990 after leading the nation in scoring for the second consecutive season with 101 points on 48 goals and 53 assists.

A two-time first-team All-CCHA honoree, Miller was recognized as the league's Player of the Year after leading the conference in scoring for the second straight season with 36 goals and 38 assists for 74 points. He was a two-time finalist for the Hobey Baker Award.

In MSU's career record books, the two-time first-team All-America selection finished third in goals (116), assists (145) and points (261). He closed out his career among the NCAA's top 25 all-time point producers and, in addition to leading the country in scoring as a senior, shared NCAA scoring honors during his junior campaign with teammate and 1989 Hobey Baker finalist Bobby Reynolds.

Over the course of his four seasons, the Spartans won three CCHA regular-season titles and the same number of league postseason crowns and amassed an impressive 132-45-9 record. The 1989-90 Hockey News/Bauer College Hockey Player of the Year also helped MSU to four NCAA Tournament appearances, including a second-place finish to North Dakota in the 1987 championship game and a trip to the 1989 NCAA Frozen Four in St. Paul.



## KIP MILLER'S CAREER STATISTICS

Year	GP	G	A	P	PEN-MIN	PPG	SHG	GWG	HT
1986-87	45	20	22	42	43-94	3	0	3	0
1987-88	39	16	25	41	25-51	5	0	2	1
1988-89	47	32	45	77	43-94	7	4	1	2
1989-90	45	48	53	101	26-60	21	1	7	4
<b>TOTALS</b>	<b>176</b>	<b>116</b>	<b>145</b>	<b>261</b>	<b>137-299</b>	<b>36</b>	<b>5</b>	<b>13</b>	<b>7</b>

## 1990 HOBEBY BAKER FINALISTS

<b>Kip Miller, Michigan State</b>	Greg Brown, Boston College*
Rick Bennett, Providence	Rob Blake, Bowling Green
Nelson Emerson, Bowling Green	David Emma, Boston College
Dave Gagnon, Colgate	Joe Juneau, Rensselaer
Russ Parent, North Dakota	Dave Shields, Denver

\* Runner-up



## 2001 • RYAN MILLER

Spartan goaltender Ryan Miller followed in the footsteps of his cousin Kip, winning the 2001 Hobey Baker Award 11 seasons after his cousin accomplished the feat. The Millers joined Harvard's Fusco brothers (Mark in 1983, Scott in 1986) as the only relatives to win the Hobey.

Ryan Miller became the second netminder to win Hobey honors, joining Minnesota's Robb Stauber (1988), after putting together arguably the most impressive single-season effort in college hockey history. The East Lansing native posted a 31-5-4 record, a 1.32 goals against average, a .950 saves percentage and 10 shutouts. He led the nation in five statistical categories and broke the NCAA all-time record for shutouts with his 17th career blanking vs. Alaska-Fairbanks in February 2001.

The Hobey Baker Award capped off a season in which Miller earned All-America First Team honors, was named CCHA Player of the Year and CCHA Tournament MVP and helped the Spartans to the 2001 league regular-season and postseason titles as well as a berth in the NCAA Frozen Four and a fourth straight Great Lakes Invitational championship.

## 2001 HOBEBY BAKER FINALISTS

<b>Ryan Miller, Michigan State</b>	Brian Gionta, Boston College*
Jeff Panzer, North Dakota*	Erik Anderson, St. Lawrence
Ty Conklin, New Hampshire	Jeff Hamilton, Yale
Dany Heatley, Wisconsin	Andy Hilbert, Michigan
Kent Huskins, Clarkson	Jordan Leopold, Minnesota

\* Runner-up

## RYAN MILLER'S CAREER STATISTICS

Year	GP	W-L-T	SVS	GA	GAA	SVS%	SHO
1999-2000	26	16-5-3	537	39	1.53	.932	8
2000-01	40	31-5-4	1,024	54	1.32	.950	10
2001-02	40	26-9-5	1,039	71	1.77	.936	8
<b>TOTALS</b>	<b>116</b>	<b>73-19-12</b>	<b>2,600</b>	<b>164</b>	<b>1.54</b>	<b>.941</b>	<b>26</b>





SPARTAN OLYMPIANS

Eighteen Spartans representing five different countries have had the honor of wearing their country's colors in the Olympic Games, and eight have combined to win 10 medals in Olympic competition.

The 2018 Games in Pyeongchang featured two Spartans playing in their first Olympics as Jim Slater represented the U.S. while Brock Radunske played for South Korea.

The Winter Games of 2010 were groundbreaking for MSU, as the Spartans boasted double medal-winners for the first time since Weldon Olson and Gene Grazia were teammates in 1960. Duncan Keith won gold with Team Canada in a dramatic overtime victory over the US in the gold-medal game. Ryan Miller (below) backstopped the US in the tournament, and was the Olympic MVP for his performance in Vancouver.

Keith became the first Spartan to win two gold medals, claiming his second at the 2014 Olympic Games in Sochi, Russia.



Olympics/CompetitorTeamMedal

1956 - Cortina d'Ampezzo

Weldon OlsonUnited StatesSilver

1960 - Squaw Valley

Weldon OlsonUnited StatesGold  
Gene GraziaUnited StatesGold

1968 - Grenoble

Doug VolmarUnited States--  
Brian GlennieCanadaBronze

1984 - Sarajevo

Gary HaightUnited States--

1988 - Calgary

Kevin MillerUnited States--  
Geir HoffNorway--

1992 - Albertville

Jason WoolleyCanadaSilver  
Geir HoffNorway--

1994 - Lillehammer

Dwayne NorrisCanadaSilver  
Geir HoffNorway--

1998 - Nagano

Rod Brind'AmourCanada--

2002 - Salt Lake City

Mike YorkUnited StatesSilver

2006 - Torino

John-Michael LilesUnited States--  
Tony TuzzolinoItaly--  
Jason MuzzattiItaly--

2010 - Vancouver

Ryan MillerUnited StatesSilver  
Duncan KeithCanadaGold

2014 - Sochi

Ryan MillerUnited States--  
Duncan KeithCanadaGold

2018 - Pyeongchang

Jim SlaterUnited States--  
Brock RadunskeSouth Korea--



## INTERNATIONAL COMPETITION

Michigan State has a long history of its players participating in international competitions. From the annual world championships to the IIHF World Junior Championships, Spartans have long made their mark.

## IIHF WORLD CHAMPIONSHIP PARTICIPANTS

1956	Weldon Olson (USA)
1957	Welson Olson (USA)
1958	Weldon Olson (USA)
1959	Gene Grazia, Weldon Olson (USA)
1960	Gene Grazia, Weldon Olson (USA)
1963	Tom Mustonen, Frank Silka (USA)
1968	Doug Volmar (USA); Brian Glennie (Canada)
1969	Carl Lackey (USA)
1972	Jim Watt (B division) (USA)
1974	Carl Lackey (B division) (USA)
1975	Tom Ross (USA)
1981	Norm Barnes (Canada)
1983	Gary Haight (B) (USA)
1985	Kelly Miller, Gary Haight (USA)
1989	Kelly Miller (USA)
1990	Danton Cole, Kip Miller, Bobby Reynolds (USA); Bob Essensa (Canada); Geir Hoff (Norway)
1991	Danton Cole, Kevin Miller (USA)
1992	Rod Brind'Amour, Jason Woolley (Canada); Geir Hoff (Norway); Don McSween (USA)
1993	Rod Brind'Amour (Canada); Geir Hoff (Norway)
1994	Danton Cole, Don McSween (USA) Rod Brind'Amour (Canada); Geir Hoff (Norway)
1995	Tom Tilley (Canada); Geir Hoff (Norway)
1996	Chris Luongo*, Bobby Reynolds* (USA); Geir Hoff (Norway)
1997	Anson Carter (Canada)
1998	Chris Luongo, Kevin Miller, Bryan Smolinski (USA)
1999	Kelly Miller, Bryan Smolinski (USA)
2000	Chris Luongo (USA)
2001	Ryan Miller (USA)
2002	Ryan Miller (USA)
2003	Adam Hall, Ryan Miller, Kevin Miller (USA); Shawn Horcoff*, Anson Carter* (Canada)
2004	Adam Hall* (USA), Shawn Horcoff (Canada)
2005	Adam Hall, John-Michael Liles, Mike York (USA)
2006	Jim Slater, Adam Hall (USA) Jason Muzzatti (Italy)
2007	Jason Muzzatti (Italy)
2008	David Booth (USA); Duncan Keith* (Canada)
2009	John-Michael Liles (USA); Shawn Horcoff (Canada)
2010	Tim Kennedy (USA)
2012	Justin Abdelkader, Jeff Petry, Jim Slater (USA); Duncan Keith (Canada)
2013	Jeff Petry (USA)
2014	Justin Abdelkader, Jeff Petry (USA)
2015	Torey Krug (USA) *

\* medal-winning team

All Olympics between 1920 and 1968 also counted as IIHF World Championships, and players were awarded appropriate IIHF medals. In the Olympic years of 1980, 1984, and 1988, no IIHF Championships were held.

## IIHF WORLD JUNIOR CHAMPIONSHIP PARTICIPANTS

1977	David Gandini (USA)
1981	Kelly Miller (USA)
1982	Kelly Miller, Dan McFall (USA)
1983	Kelly Miller, Dan McFall (USA)
1985	Norm Foster * (Canada)
1986	Joe Murphy * (Canada)
1987	Bobby Reynolds (USA)
1988	Kip Miller (USA)
1989	Rod Brind'Amour (Canada)
1990	Dwayne Norris * (Canada), Bryan Smolinski (USA)
1994	Anson Carter * (Canada)
1996	Mike Watt * (Canada) Chris Bogas, Mike York (USA)
1997	Mike York * (USA)
1998	Mike York (USA)
1999	Joe Blackburn, Adam Hall (USA)
2000	Adam Hall, John-Michael Liles # (USA)
2001	Jim Slater (USA)
2004	David Booth *, Corey Potter *, Dominic Vicari * (USA)
2007	Justin Abdelkader * (USA)

\* medal-winning team | # injured-did not play

## WORLD CUP OF HOCKEY PARTICIPANTS

1996	Bryan Smolinski (USA) *, Rod Brind'Amour (Canada)
2004	Bryan Smolinski, John-Michael Liles (USA)
2016	Justin Abdelkader (USA)

\* medal-winning team



Four-time World Championship participant and two-time Olympic gold medalist Weldon Olson poses at the "Tower of Nations" at the 1960 Olympic Games.



SPARTANS IN THE NHL DRAFT

A total of 121 current and former Spartans have been selected in the NHL's entry and supplemental drafts. Among those selections are Joe Murphy, picked No. 1 overall by the Detroit Red Wings in 1986, and Craig Simpson, selected No. 2 in the first round of the 1985 proceedings by the Pittsburgh Penguins.

Since 2000, 37 Spartans have been chosen in the NHL Entry Draft, including 10 in the first or second round.

BY TEAM

TEAM	PICKS	Most
		RECENT
New York Rangers	11	2003
St. Louis Blues	10	2012
Detroit Red Wings	7	2005
Philadelphia Flyers	7	2006
Chicago Blackhawks	6	2002
Edmonton Oilers	6	2006
Buffalo Sabres	6	2007
Winnipeg Jets	5	2015
Calgary Flames	7	2019
Boston Bruins	5	1991
Pittsburgh Penguins	4	2005
Quebec Nordiques	4	1994
Minnesota North Stars	4	1991
Florida Panthers	3	2018
New York Islanders	3	2018
Atlanta Thrashers	3	2008
Ottawa Senators	3	2008
Carolina Hurricanes	3	2001
Vancouver Canucks	3	1989
New Jersey Devils	2	2014
Minnesota Wild	2	2012
Anaheim Ducks	2	2010
Montreal Canadiens	2	2007
Washington Capitals	2	2005
Nashville Predators	2	1999
Toronto Maple Leafs	2	1996
Hartford Whalers	2	1988
Colorado Avalanche	1	2000
Columbus Blue Jackets	1	2006
San Jose Sharks	1	1993
Phoenix Coyotes	1	2012
Los Angeles Kings	1	1992

BY ROUND

TEAM	PICKS	Most
		RECENT
First	9	2008
Second	16	2014
Third	10	2012
Fourth	10	2012
Fifth	12	2007
Sixth	16	2015
Seventh	13	2018
Eighth	7	2002
Ninth	7	2000
Tenth	9	1994
Eleventh	3	1991
Twelfth	1	1991
Supplemental	5	1994

BY YEAR

TEAM	PICKS	HIGHEST
		SELECTION
1990	8	1st/#13 overall
1985	7	1st/#2 overall
1994	6	2nd/#32 overall
1989	6	2nd/#29 overall
1991	6	6th/#126 overall
1988	5	1st/#9 overall
2002	5	1st/#30 overall
1984	5	3rd/#44 overall
1982	5	6th/#91 overall
1986	4	1st/#1 overall
1999	4	2nd/#52 overall
1983	4	3rd/#56 overall
2012	4	3rd/#67 overall
2004	3	1st/#12 overall
1987	3	2nd/#30 overall
2006	3	2nd/#42 overall
2005	3	2nd/#42 overall
1976	3	6th/#107 overall
1981	3	6th/#124 overall



## ALL-TIME NHL DRAFT SELECTIONS

Player	Team	Year	Rd.	Pick	Player	Team	Year	Rd.	Pick
Josh Nodler	Calgary Flames	2019	5	150	Bryan Smolinski	Boston Bruins	1990	1	21
Christian Krygier	New York Islanders	2018	7	196	Nicolas Perreault	Calgary Flames	1990	2	26
Cole Krygier	Florida Panthers	2018	7	201	Dwayne Norris	Quebec Nordiques	1990	7	127
Mitchell Matton	Calgary Flames	2016	5	126	Wes McCauley	Detroit Red Wings	1990	8	150
Mason Appleton	Winnipeg Jets	2015	6	168	Michael Thompson	Pittsburgh Penguins	1990	11	215
Josh Jacobs	New Jersey Devils	2014	2	41	Steve Beadle	Philadelphia Flyers	1990	#	
Mackenzie MacEachern	St. Louis Blues	2012	3	67	Mike Gilmore	New York Rangers	1990	#	
John Draeger	Minnesota Wild	2012	3	68	Rob Woodward	Vancouver Canucks	1989	2	29
Rhett Holland	Phoenix Coyotes	2012	4	102	Jason Woolley	Washington Capitals	1989	3	61
Matt DeBlouw	Calgary Flames	2012	7	186	Jim Cummins	New York Rangers	1989	4	67
Brett Perlini	Anaheim Ducks	2010	7	192	Peter White	Edmonton Oilers	1989	5	92
RJ Boyd	Florida Panthers	2010	7	183	Joby Messier	New York Rangers	1989	6	118
Daultan Leveille	Atlanta Thrashers	2008	1	29	Shawn Heaphy	Calgary Flames	1989	#	3
Derek Grant	Ottawa Senators	2008	4	119	Rod Brind'Amour	St. Louis Blues	1988	1	9
Corey Tropp	Buffalo Sabres	2007	3	89	Jason Muzzatti	Calgary Flames	1988	1	21
Andrew Conboy	Montreal Canadiens	2007	5	142	Pat Murray	Philadelphia Flyers	1988	2	35
Trevor Nill	St. Louis Blues	2007	7	190	Kerry Russell	Hartford Whalers	1988	7	137
Mike Ratchuk	Philadelphia Flyers	2006	2	42	Mark Hirth	Hartford Whalers	1988	9	179
Jeff Petry	Edmonton Oilers	2006	2	45	Jeff Harding	Philadelphia Flyers	1987	2	30
Ryan Turek	St. Louis Blues	2006	4	94	Kip Miller	Quebec Nordiques	1987	4	72
Nick Sucharski	Colorado Blue Jackets	2006	5	136	Chris Marshall	Buffalo Sabres	1987	6	106
Justin Abdelkader	Detroit Red Wings	2005	2	42	Joe Murphy	Detroit Red Wings	1986	1	1
Tim Crowder	Pittsburgh Penguins	2005	5	126	Neil Wilkinson	Minnesota North Stars	1986	2	30
Tim Kennedy	Washington Capitals	2005	6	181	Don Gibson	Vancouver Canucks	1986	3	49
A.J. Thelen	Minnesota Wild	2004	1	12	Mike O'Toole	St. Louis Blues	1986	6	115
David Booth	Florida Panthers	2004	2	53	Craig Simpson	Pittsburgh Penguins	1985	1	2
Jim McKenzie	Ottawa Senators	2004	5	141	Bruce Rendall	Philadelphia Flyers	1985	2	42
Corey Potter	New York Rangers	2003	4	122	Chris Luongo	Detroit Red Wings	1985	5	92
Drew Miller	Anaheim Mighty Ducks	2003	6	186	Brian McReynolds	New York Rangers	1985	6	112
Jim Slater	Atlanta Thrashers	2002	1	30	Danton Cole	Winnipeg Jets	1985	6	123
Lee Falardeau	New York Rangers	2002	2	33	Bobby Reynolds	Toronto Maple Leafs	1985	10	190
Duncan Keith	Chicago Blackhawks	2002	2	54	Brad Hamilton	Chicago Blackhawks	1985	10	200
Brock Radunske	Edmonton Oilers	2002	3	79	Neil Davey	New Jersey Devils	1984	3	44
Colton Fretter	Atlanta Thrashers	2002	8	230	Sean Clement	Winnipeg Jets	1984	4	72
Kevin Estrada	Carolina Hurricanes	2001	3	91	Bill Shibicky	Detroit Red Wings	1984	9	175
John-Michael Liles	Colorado Avalanche	2000	5	159	Tom Tilley	St. Louis Blues	1984	10	196
Troy Ferguson	Carolina Hurricanes	2000	9	276	Kevin Miller	New York Rangers	1984	10	202
Adam Hall	Nashville Predators	1999	2	52	Mitch Messier	Minnesota North Stars	1983	3	56
Andrew Hutchinson	Nashville Predators	1999	2	54	Bob Essensa	Winnipeg Jets	1983	4	69
Brad Fast	Carolina Hurricanes	1999	3	84	Don McSween	Buffalo Sabres	1983	8	154
Ryan Miller	Buffalo Sabres	1999	5	138	Norm Foster	Boston Bruins	1983	11	222
Shawn Horcoff	Edmonton Oilers	1998	4	99	Jeff Parker	Buffalo Sabres	1982	6	111
Mike York	New York Rangers	1997	6	136	Brad Beck	Chicago Blackhawks	1982	5	91
Chris Bogas	Toronto Maple Leafs	1996	6	148	Newell Brown	Vancouver Canucks	1982	8	158
Mike Watt	Edmonton Oilers	1994	2	32	Kelly Miller	New York Rangers	1982	9	183
Tyler Harlton	St. Louis Blues	1994	4	94	Bob Lowes	New York Rangers	1982	10	204
Jon Gaskins	Edmonton Oilers	1994	5	110	Tom Anastos	Montreal Canadiens	1981	6	124
Tony Tuzzolino	Quebec Nordiques	1994	5	113	Dan McFall	Winnipeg Jets	1981	8	148
Kevin Harper	St. Louis Blues	1994	10	250	Warren Harper	Buffalo Sabres	1981	10	206
Steve Guolla	Ottawa Senators	1994	#	3	Ken Leiter	New York Islanders	1980	5	101
Dean Sylvester	San Jose Sharks	1993	#	2	Mark Hamway	New York Islanders	1980	7	143
Mike Buzak	St. Louis Blues	1993	7	167	Jeff Brubaker	Boston Bruins	1978	6	102
Rem Murray	Los Angeles Kings	1992	6	135	Paul Kladinski	Philadelphia Flyers	1976	6	107
Anson Carter	Quebec Nordiques	1992	10	220	Jeff Barr	Minnesota North Stars	1976	7	110
Brian Clifford	Pittsburgh Penguins	1991	6	126	Gary Carr	Boston Bruins	1975	7	122
Kelly Harper	Calgary Flames	1991	7	151	Steve Colp	Chicago Blackhawks	1974	9	158
Michael Burkett	Minnesota North Stars	1991	8	174	Jack Johnson	Chicago Blackhawks	1973	9	140
Steve Norton	Boston Bruins	1991	10	216	Norm Barnes	Philadelphia Flyers	1973	9	122
Bart Turner	Detroit Red Wings	1991	11	230	Bob Boyd	Detroit Red Wings	1971	8	100
Scott Dean	Chicago Blackhawks	1991	12	264					
Michael Stewart	New York Rangers	1990	1	13					

# Supplemental Draft



## SPARTANS IN THE NHL

## MOST NHL GAMES

*Regular season only*

Player	Games
Rod Brind'Amour	1484
Duncan Keith	1077
Bryan Smolinski	1056
Kelly Miller	1048
Shawn Horcoff	1008
John-Michael Liles	836
Joe Murphy	779
Jason Woolley	718
Adam Hall	682
Anson Carter	674
Craig Simpson	634
Mike Weaver	633
Kevin Miller	620
Justin Abdelkader	690
Jeff Petry	609
Jim Slater	584
Mike York	579
Brian Glennie	572
Drew Miller	571
Rem Murray	560
Jim Cummins	511

## MOST NHL GOALS

*Regular season only*

Player	Goals
Rod Brind'Amour	452
Bryan Smolinski	274
Craig Simpson	247
Joe Murphy	233
Anson Carter	202
Shawn Horcoff	186
Kelly Miller	181
Kevin Miller	150
Mike York	127
David Booth	124
Mike Donnelly	114
Justin Abdelkader	106

## MOST NHL ASSISTS

*Regular season only*

Player	Assists
Rod Brind'Amour	732
Duncan Keith	485
Bryan Smolinski	377
Shawn Horcoff	325
Joe Murphy	295
John-Michael Liles	283
Kelly Miller	282
Craig Simpson	250
Jason Woolley	246
Torey Krug	230
Anson Carter	219
Mike York	195
Kevin Miller	185

## MOST NHL POINTS

*Regular season only*

Player	Points
Rod Brind'Amour	1184
Bryan Smolinski	651
Duncan Keith	583
Joe Murphy	528
Shawn Horcoff	511
Craig Simpson	497
Kelly Miller	463
Anson Carter	421
John-Michael Liles	370
Kevin Miller	335
Mike York	322
Jason Woolley	314
Torey Krug	288
Justin Abdelkader	249
Kip Miller	239
David Booth	236
Mike Donnelly	235
Rem Murray	215
Jeff Petry	213

MOST NHL GAMES  
(GOALIES)*Regular season only*

Player	Games
Ryan Miller	757
Bob Essensa	446
Jason Muzzatti	62
Ron Scott	28
Bob Johnson	24

MOST NHL WINS  
(GOALIES)*Regular season only*

Player	Wins
Ryan Miller	378
Bob Essensa	173

STANLEY CUP  
CHAMPIONS

Year	Player	Team
1988	Craig Simpson	Edmonton
1989	Harley Hotchkiss (owner)	Calgary
1990	Craig Simpson	Edmonton
1990	Joe Murphy	Edmonton
1995	Danton Cole	New Jersey
2006	Rod Brind'Amour	Carolina
2006	Andrew Hutchinson	Carolina
2007	Drew Miller	Anaheim
2007	Newell Brown (coach)	Anaheim
2008	Justin Abdelkader	Detroit
2010	Duncan Keith	Chicago
2011	Bob Essensa (coach)	Boston
2013	Duncan Keith	Chicago
2015	Duncan Keith	Chicago
2019	Mackenzie MacEachern	St. Louis

NHL AWARD  
WINNERS

Year	Player, Team	Award
2006	Rod Brind'Amour, Carolina	Selke
2007	Rod Brind'Amour, Carolina	Selke
2010	Ryan Miller, Buffalo	Vezina
2010	Duncan Keith, Chicago	Norris
2014	Duncan Keith, Chicago	Norris
2015	Duncan Keith, Chicago	Conn Smythe

## NHL ALL-STARS

Year	Player	Team
1992	Rod Brind'Amour	Philadelphia
2002	Mike York	Edmonton
2007	Ryan Miller	Buffalo
2008	Shawn Horcoff	Edmonton
2008	Duncan Keith	Chicago
2011	Duncan Keith	Chicago
2015	Duncan Keith	Chicago
2017	Duncan Keith	Chicago



## SPARTANS IN THE NHL

A total of 76 former MSU hockey players have played in the National Hockey League



Mason Appleton

Name	Team(s)	Years
Justin Abdelkader	Detroit Red Wings	2008-19
Bryan Adams	Atlanta Thrashers	1999-01
Mason Appleton	Winnipeg Jets	2018-19
Norm Barnes	Philadelphia Flyers	1976-77
	Hartford Whalers	1978-81
		1980-1882
David Booth	Florida Panthers	2006-11
	Vancouver Canucks	2011-14
	Toronto Maple Leafs	2014-15
	Detroit Red Wings	2017-18
Rod Brind'Amour	St. Louis Blues	1988-91
	Philadelphia Flyers	1991-00
	Carolina Hurricanes	2000-10
Jeff Brubaker	Hartford Whalers	1979-81
	Montreal Canadiens	1981-82
	Calgary Flames	1983-84
	Toronto Maple Leafs	1984-85
	Edmonton Oilers	1985-86
	New York Rangers	1987-88
	Detroit Red Wings	1988-89
Anson Carter	Washington Capitals	1996-97
		2003-04
	Boston Bruins	1997-00
	Edmonton Oilers	2000-02
	New York Rangers	2002-03
	Los Angeles Kings	2003-04

	Vancouver Canucks	2005-06
	Carolina Hurricanes	2006-07
	Columbus Blue Jackets	2006-07
Jake Chelios	Detroit Red Wings	2018-19
Danton Cole	Winnipeg Jets	1989-92
	Tampa Bay Lightning	1992-95
	New Jersey Devils	1994-95
	Chicago Blackhawks	1995-96
	New York Islanders	1995-96
Jim Cummins	Detroit Red Wings	1991-93
	Philadelphia Flyers	1993-94
	Tampa Bay Lightning	1994-95
	Chicago Blackhawks	1995-98
	Phoenix Coyotes	1998-99
	Montreal Canadiens	1999-00
	Anaheim Mighty Ducks	2000-01
	New York Islanders	2001-02
	Colorado Avalanche	2003-04
Jim Cunningham	Philadelphia Flyers	1977-78
Nelson DeBenedet	Detroit Red Wings	1973-74
	Pittsburgh Penguins	1974-75
Mike Donnelly	New York Rangers	1986-87
	Buffalo Sabres	1987-90
	Los Angeles Kings	1990-95
	Dallas Stars	1995-96
	New York Islanders	1996-97



Rod Brind'Amour





## SPARTANS IN THE NHL



Torey Krug

Bob Essensa	Winnipeg Jets	1988-93
	Detroit Red Wings	1993-94
	Edmonton Oilers	1996-99
	Phoenix Coyotes	1999-00
	Vancouver Canucks	2000-01
Brad Fast	Buffalo Sabres	2001-02
Brad Fast	Carolina Hurricanes	2003-04
Norm Foster	Boston Bruins	1990-91
	Edmonton Oilers	1991-92
Don Gibson	Vancouver Canucks	1990-91
Brian Glennie	Toronto Maple Leafs	1969-78
	Los Angeles Kings	1978-79
Derek Grant	Ottawa Senators	2012-14
	Calgary Flames	2015-16
	Buffalo Sabres	2016-17
	Nashville Predators	2016-17
	Anaheim Ducks	2017-18
		2018-19
	Pittsburgh Penguins	2018-19
Steve Guolla	San Jose Sharks	1996-99
	Tampa Bay Lightning	1999-00
	Atlanta Thrashers	2000-01
	New Jersey Devils	2002-03
Adam Hall	Nashville Predators	2001-06
	New York Rangers	2006-07
	Minnesota Wild	2006-07
	Pittsburgh Penguins	2007-08
	Tampa Bay Lightning	2008-09
		2010-13
	Carolina Hurricanes	2013
Mark Hamway	Philadelphia Flyers	2013-14
Mark Hamway	New York Islanders	1984-87
Jeff Harding	Philadelphia Flyers	1988-90
Shawn Heaphy	Calgary Flames	1992-93

Taro Hirose	Detroit Red Wings	2018-19
Shawn Horcoff	Edmonton Oilers	2000-13
	Dallas Stars	2013-15
	Anaheim Ducks	2015-16
Andrew Hutchinson	Nashville Predators	2003-04
	Carolina Hurricanes	2005-07
	Tampa Bay Lightning	2008-09
	Dallas Stars	2008-09
	Pittsburgh Penguins	2010-11
Josh Jacobs	New Jersey Devils	2018-19
Bob Johnson	St. Louis Blues	1972-73
	Pittsburgh Penguins	1974-75
Duncan Keith	Chicago Blackhawks	2005-19



Derek Grant

Tim Kennedy	Buffalo Sabres	2008-10
	Florida Panthers	2010-12
	San Jose Sharks	2012-13
	Phoenix Coyotes	2013-14
Dale Krentz	Detroit Red Wings	1986-89
Torey Krug	Boston Bruins	2011-19
Ken Leiter	New York Islanders	1984-88
	Minnesota North Stars	1989-90
Bryan Lerg	San Jose Sharks	2014-16
John-Michael Liles	Colorado Avalanche	2003-11
	Toronto Maple Leafs	2011-14
	Carolina Hurricanes	2013-15
	Boston Bruins	2015-17

## SPARTANS IN THE NHL

Chris Luongo	Detroit Red Wings	1990-91
	Ottawa Senators	1992-93
	New York Islanders	1993-96

Mackenzie MacEachern	St. Louis Blues	2018-19
----------------------	-----------------	---------

Dan McFall	Winnipeg Jets	1984-86
------------	---------------	---------

Brian McReynolds	Winnipeg Jets	1989-90
	New York Rangers	1990-91
	Los Angeles Kings	1993-94

Don McSween	Buffalo Sabres	1987-88, 89-90
	Anaheim Mighty Ducks	1993-96

Joby Messier	New York Rangers	1992-95
--------------	------------------	---------

Mitch Messier	Minnesota North Stars	1987-91
---------------	-----------------------	---------

Drew Miller	Anaheim Ducks	2006-08
	Tampa Bay Lightning	2009-10
	Detroit Red Wings	2010-17

Kelly Miller	New York Rangers	1984-86
	Washington Capitals	1986-99

Kevin Miller	New York Rangers	1988-90
	Detroit Red Wings	1991-92
		2003-04
	Washington Capitals	1992-93
	St. Louis Blues	1993-95
	San Jose Sharks	1995-96
	Pittsburgh Penguins	1995-96
	Chicago Blackhawks	1996-98
	New York Islanders	1998-99
	Ottawa Senators	1999-00

Kip Miller	Quebec Nordiques	1990-91
	Minnesota North Stars	1991-92
	San Jose Sharks	1993-94
	New York Islanders	1994-95
		1997-98, 2001-02
	Chicago Blackhawks	1995-96



Kevin Miller



Danton Cole

Pittsburgh Penguins	1998-99
Anaheim Mighty Ducks	1999-00
Washington Capitals	2002-04

Ryan Miller	Buffalo Sabres	2002-14
	St. Louis Blues	2013-14
	Vancouver Canucks	2014-17
	Anaheim Ducks	2017-19

Chris Mueller	Nashville Predators	2010-13
	Dallas Stars	2013-14
	New York Rangers	2014-15

Joe Murphy	Detroit Red Wings	1986-89
	Edmonton Oilers	1989-92
	Chicago Blackhawks	1992-96
	St. Louis Blues	1996-98
	San Jose Sharks	1998-99
	Boston Bruins	1999-00
	Washington Capitals	1999-01

Pat Murray	Philadelphia Flyers	1990-92
------------	---------------------	---------

Rem Murray	Edmonton Oilers	1996-02
	New York Rangers	2002-03
	Nashville Predators	2003-04
	Edmonton Oilers	2005-06

Jason Muzzatti	Calgary Flames	1993-95
	Hartford Whalers	1995-97
	San Jose Sharks	1997-98
	New York Rangers	1997-98

Dwayne Norris	Quebec Nordiques	1993-95
	Anaheim Mighty Ducks	1995-96

Jeff Parker	Buffalo Sabres	1986-90
	Hartford Whalers	1990-91

Jeff Petry	Edmonton Oilers	2010-15
	Montreal Canadiens	2014-19



## SPARTANS IN THE NHL

Lyle Phair	Los Angeles Kings	1985-88	Mike Weaver	Atlanta Thrashers	2001-04
Corey Potter	New York Rangers	2008-10		Los Angeles Kings	2005-07
	Pittsburgh Penguins	2010-11		St. Louis Blues	2008-10
	Edmonton Oilers	2011-13		Florida Panthers	2010-14
	Boston Bruins	2013-14		Montreal Canadiens	2013-15
	Calgary Flames	2014-15	Peter White	Edmonton Oilers	1993-96
	Nashville Predators	2015-16		Philadelphia Flyers	1998-01, 03-04
				Chicago Blackhawks	2001-03
Bobby Reynolds	Toronto Maple Leafs	1989-90	Neil Wilkinson	Minnesota North Stars	1989-91
Doug Roberts	Detroit Red Wings	1965-68		San Jose Sharks	1991-93
		1973-75		Chicago Blackhawks	1993-94
	Boston Bruins	1971-73		Winnipeg Jets	1994-95
				Pittsburgh Penguins	1995-99
Ron Scott	New York Rangers	1983-88	Jason Woolley	Washington Capitals	1991-94
	Los Angeles Kings	1989-90		Florida Panthers	1994-97
Craig Simpson	Pittsburgh Penguins	1985-87		Buffalo Sabres	1997-02
	Edmonton Oilers	1987-93		Detroit Red Wings	2002-06
	Buffalo Sabres	1993-95	Mike York	New York Rangers	1999-02
Jim Slater	Atlanta Thrashers	2005-11		Edmonton Oilers	2002-04
	Winnipeg Jets	2011-15		New York Islanders	2005-06
Brian Smolinski	Boston Bruins	1992-95		Philadelphia Flyers	2006-07
	Pittsburgh Penguins	1995-96		Phoenix Coyotes	2007-08
	New York Islanders	1996-99		Columbus Blue Jackets	2008-09
	Los Angeles Kings	1999-03			
	Ottawa Senators	2003-06			
	Vancouver Canucks	2006-07			
	Montreal Canadiens	2007-08			
Dean Sylvester	Buffalo Sabres	1998-99			
	Atlanta Thrashers	1999-01			
Tom Tilley	St. Louis Blues	1988-91			
		1993-94			
Corey Tropp	Buffalo Sabres	2011-13			
	Columbus Blue Jackets	2013-15			
	Anaheim Ducks	2016-17			
Tony Tuzzolino	Anaheim Mighty Ducks	1997-98			
	New York Rangers	2000-01			
	Boston Bruins	2001-02			
Doug Volmar	Detroit Red Wings	1970-72			
	Los Angeles Kings	1972-73			
Jim Watt	St. Louis Blues	1973-74			
Mike Watt	Edmonton Oilers	1997-98			
	New York Islanders	1998-00			
	Nashville Predators	2000-01			
	Carolina Hurricanes	2002-03			



Mike Weaver



## SPARTANS IN THE PROS 2018-19

A total of 11 former Spartan hockey players played in the National Hockey League in 2018-19. Here's a look at where the Spartans played last season across the globe.

### NATIONAL HOCKEY LEAGUE

Anaheim Ducks .....	Derek Grant
	Ryan Miller
Boston Bruins .....	Torey Krug
Chicago Blackhawks .....	Duncan Keith
Detroit Red Wings .....	Justin Abdelkader
	Jake Chelios
	Taro Hirose
Montreal Canadiens .....	Jeff Petry
New Jersey Devils .....	Josh Jacobs
Pittsburgh Penguins .....	Derek Grant
St. Louis Blues .....	Mackenzie MacEachern
Winnipeg Jets .....	Mason Appleton

### AMERICAN HOCKEY LEAGUE (AHL)

Binghamton Devils .....	Josh Jacobs
	Greg Wolfe
Chicago Wolves .....	Mackenzie MacEachern
Cleveland Monsters .....	Greg Wolfe
Grand Rapids Griffins .....	Jake Chelios
Laval Rocket .....	Joe Cox
	Thomas Ebbing
Manitoba Moose .....	Mason Appleton
San Diego Gulls .....	Matt Berry
	Corey Tropp
San Antonio Rampage .....	Mackenzie MacEachern
Toronto Marlies .....	Chris Mueller
Wilkes-Barre/Scranton Penguins .....	Derek Grant

### EAST COAST HOCKEY LEAGUE (ECHL)

Florida Everblades .....	Joe Cox
Greenville Swamp Rabbits .....	Thomas Ebbing
Kalamazoo Wings .....	Jake Hildebrand
	Brennan Sanford
	Tanner Sorenson
Maine Mariners .....	Ed Minney
Manchester Monarchs .....	Travis Walsh
Toledo Walleye .....	Jeff Lerg
	Greg Wolfe
Utah Grizzlies .....	Matt Berry
Wichita Thunder .....	Ed Minney

### SOUTHERN PROFESSIONAL HOCKEY LEAGUE (SPHL)

Evansville Thunderbolts .....	Ed Minney
-------------------------------	-----------

### AUSTRIA (EBEL)

EC Red Bull Salzburg .....	Dustin Gazley
----------------------------	---------------

### UNITED KINGDOM (BRITISH ELITE)

Coventry Blaze .....	Tim Crowder
Nottingham Panthers .....	Brett Perlini

### GERMANY (DEL)

Cologne Sharks .....	Corey Potter
----------------------	--------------

### CZECH REPUBLIC (CZECH EXTRALIGA)

HC Dynamo Pardubice .....	Rhett Holland
---------------------------	---------------

### RUSSIA (KHL)

Minsk Dynamo .....	David Booth
--------------------	-------------

### SLOVAKIA (SLOVAK EXTRALIGA)

Poprad HK SKP .....	David Bondra
---------------------	--------------

### SWEDEN (SHL)

Mora IK .....	Andrew Rowe
---------------	-------------

### SWEDEN (HOCKEY ALLSVENSKAN)

Pantern IK .....	Villiam Haag
------------------	--------------

### SWITZERLAND (SWISS-A)

Ambri-Piotta .....	Bryan Lerg
Geneve Servette .....	Daniel Vukovic
Fribourg-Gotteron HC .....	Jim Slater



## 2019-20 SPARTAN HOCKEY TV/RADIO ROSTER



2019-20 SPARTANS

1 • Drew DeRidder  
So. • G4 • Anthony Scarsella  
Sr. • D7 • Damian Chrczek  
Sr. • D8 • Cole Krygier  
So. • D9 • Mitchell Lewandowski  
Jr. • F10 • Sam Saliba  
Sr. • F11 • Tommy Apap  
Jr. • F12 • Tommy Miller  
Jr. • D14 • Adam Goodsir  
So. • F15 • Christian Krygier  
So. • D16 • Brody Stevens  
Jr. • F18 • Wojciech Stachowiak  
So. • F19 • Nicolas Müller  
Fr. • F20 • Josh Nodler  
Fr. • F21 • Jake Smith  
Jr. • F22 • Dennis Cesana  
So. • D23 • Jagger Joshua  
Fr. • F24 • Austin Kamer  
Jr. • F27 • Mitchell Mattson  
So. • F28 • Gianluca Esteves  
Jr. • F31 • John Lethemon  
Sr. • G41 • Spencer Wright  
Sr. • F44 • Butrus Ghafari  
Sr. • D55 • Patrick Khodorenko  
Sr. • F57 • Jerad Rosburg  
R-Sr. • D71 • Logan Lambdin  
Sr. • FDanton Cole  
Head CoachChris Luongo  
Assistant CoachJoe Exter  
Assistant CoachJim Slater  
Volunteer CoachDan Sturges  
Director of Hockey Ops.





**DEREK GRANT**



**RYAN MILLER**



**JOSH JACOBS**



**TARO HIROSE**



**MACKENZIE MACEACHERN**



**TOREY KRUG**

# SPARTANS IN THE



**DUNCAN KEITH**



**JEFF PETRY**



**MASON APPLETON**



**JAKE CHELIOS**



**JUSTIN ABDELKADER**





# SPARTANS™