



MICHIGAN STATE

B A S E B A L L

2018 SCHEDULE/RESULTS

Overall: 20-30 (11-12 B1G) H: 10-13 A: 8-11 N: 2-5

FEBRUARY

Fri., 16	at Fresno State	L, 5-4
Sat., 17	at Fresno State	L, 9-4
Sat., 17	at Fresno State	L, 2-1
Sun., 18	at Fresno State	L, 5-4
Fri., 23	at Pepperdine	L, 5-1
Sat., 24	at Pepperdine	W, 5-2
Sun., 25	at Pepperdine	W, 1-0

MARCH

Fri., 2	vs. Washington [1]	L, 4-3 (10)
Sat., 3	vs. No. 11 UCLA [1]	L, 4-1
Sun., 4	vs. Arizona [1]	W, 3-2
Wed., 7	vs. No. 10 Clemson [2]	L, 9-7
Fri., 9	vs. Illinois [2] [3]	L, 15-4
Fri., 9	vs. Furman [2] [3]	L, 3-2
Sat., 10	vs. Illinois [2] [3]	W, 4-2
Thur., 15	NIAGARA	W, 10-1
Fri., 16	NIAGARA	L, 3-2
Sat., 17	NIAGARA	W, 5-1
Sun., 18	NIAGARA	L, 12-10
Wed., 21	CENTRAL MICHIGAN	L, 3-1
Fri., 23	at Michigan *	L, 12-3
Sat., 24	MICHIGAN *	L, 3-1
Sun., 25	at Michigan *	L, 11-0
Wed., 28	WESTERN MICHIGAN	L, 6-1
Fri., 30	RUTGERS *	L, 8-4
Fri., 30	RUTGERS *	L, 6-4

APRIL

Sun., 1	RUTGERS *	W, 6-0
Wed., 4	EASTERN MICHIGAN	Cancelled
Fri., 6	NEBRASKA *	Cancelled
Sat., 7	NEBRASKA *	W, 17-5
Sun., 8	NEBRASKA *	W, 5-3
Tues., 10	NOTRE DAME [ESPNU]	L, 8-7
Fri., 13	VALPARAISO	W, 5-4 (12)
Fri., 13	VALPARAISO	L, 7-6
Sat., 14	VALPARAISO	Cancelled
Wed., 18	at Western Michigan	W, 10-7
Fri., 20	at Northwestern * [BTN]	W, 5-3
Sat., 21	at Northwestern *	W, 4-2
Sun., 22	at Northwestern *	W, 6-5
Tues., 24	vs. Eastern Michigan [4]	Cancelled
Wed., 25	TOLEDO	W, 5-4
Fri., 27	MARYLAND * [BTN]	W, 4-2
Sat., 28	MARYLAND *	L, 8-2
Sun., 29	MARYLAND *	L, 5-3

MAY

Fri., 4	at Penn State *	L, 13-1
Sat., 5	at Penn State *	L, 6-1
Sun., 6	at Penn State *	W, 6-4
Wed., 9	MICHIGAN	L, 10-2
Fri., 11	at No. 16 Minnesota *	W, 6-5
Sat., 12	at No. 16 Minnesota *	L, 10-5
Sun., 13	at No. 16 Minnesota *	L, 3-1
Tues., 15	at Central Michigan	L, 13-2
Thur., 17	OHIO STATE * [BTN]	L, 10-8
Fri., 18	OHIO STATE * [BTN]	W, 6-2
Sat., 19	OHIO STATE *	W, 8-3
Wed. 23	No. 12 Minnesota [5] [BTN]	6 p.m. ET

Home games in BOLD CAPS at McLane Stadium
Times listed are ET and are subject to change.

* - B1G Game

[1] - B1G/PAC-12 Challenge / Dairy Queen Classic, Minneapolis, Minn.

[2] - Fluor Field, Greenville, S.C.

[3] - First Pitch Invitational, Greenville, S.C.

[4] - Comerica Park, Detroit, Mich.

[5] - B1G Tournament - TD Ameritrade Park - Omaha, Neb.

MICHIGAN STATE (20-30, 11-12 B1G) vs No. 12 MINNESOTA (37-13, 18-4 B1G)

TD Ameritrade Park | | Omaha, Neb.



VS.



Wednesday, May 23 - 6 p.m. ET / 5 p.m. CT - BTN

MSU: RHP #7 Ethan Landon (SR) (3-6, 4.20 ERA)

MINN: RHP #38 Jake Stevenson (JR) (1-1, 5.61 ERA)

Live Stats: "GameTracker" at MSUSpartans.com

Audio: "Listen Live" at MSUSpartans.com | Scott Moore p-x-p / Jake Boss Sr., analyst

TV: BTN - Kevin Kugler p-x-p / Scott Pose analyst

Stream: "Watch Live" at MSUSpartans.com on BTN2Go

Leading Off... MSU Meets Minnesota In First Round Of B1G Baseball Tournament

Michigan State will take on 12th-ranked Minnesota in the first round of the Big Ten Baseball Tournament on Wednesday, May 23 at 6 p.m. ET at TD Ameritrade Park in Omaha, Nebraska. The Spartans finished the regular season 20-30 overall and 11-12 in B1G action to earn the No. 8 seed, while Minnesota is the No. 1 seed and regular-season B1G champion with a 37-13 overall and 18-4 B1G ledger.

MSU is making its fourth appearance in the last five seasons, missing last year, and it is the Spartans' 14th overall appearance in the Big Ten Tournament. The Spartans played 14 B1G games against Big Ten Tournament qualifying teams, going 6-8, as well as three non-conference games, facing Michigan in one game and Illinois in two games that didn't count toward conference competition, going 7-10 this season against B1G Tournament teams.

Michigan State qualified for the B1G Tournament in dramatic fashion, entering the final weekend of regular-season action tied with Maryland for eighth. The Terrapins owned the tiebreaker by way of taking the three-game series with the Spartans, 2-1, April 27-29. While MSU needed to just win one more game on the weekend than Maryland did, the Spartans went out and did one better, winning two more than the Terps did, as MSU took two-of-three from Ohio State, while Maryland was swept at Indiana.

MSU enters the B1G Tournament not only leading the conference in stolen bases with 98, but the 2018 Spartans are also tied for the MSU single-season team stolen base record, as the 98 base swipes is tied with the 2005 squad for the top mark in program history.

The Spartan pitching staff currently has 396 strikeouts, good for the No. 4 spot on MSU's single-season team strikeout list, needing four more Ks to become the fourth-straight squad to reach the 400 K plateau. The 2015 staff had 409, while ringing up 420 strikeouts last season and the 2016 squad has the top mark with 466 Ks.

Fans can follow Wednesday's B1G Tournament match-up with Minnesota through "Live Stats," "Listen Live" and "Watch Live" links found at MSUSpartans.com. The Big Ten Network will televise all games of the B1G Baseball Tournament live, with each game also available on the BTN2Go platform, either online at btn2go.com or through the BTN2Go app. All of the MSU action will also be carried on the Spartan Sports Network live audio stream. The broadcast will be available exclusively at SpartanSportsNetwork.com and on the network's 24/7 app for mobile devices (available on iTunes and Google Play). Broadcast veteran Scott Moore calls the action alongside Jake Boss Sr. providing analysis.

THE MATCHUP (BIG rank)

	Michigan State	Minnesota
Overall Record	20-30	37-13
B1G Record	11-12 (8th)	18-4 (1st)
Last 5	2-3	5-0
Last 10	4-6	9-1
Avg.	.244 (11th)	.300 (1st)
Runs	216 (13th)	347 (2nd)
Hits	411 (T-11th)	515 (T-2nd)
2B	52 (13th)	92 (T-6th)
3B	13 (3rd)	11 (6th)
HR	20 (12th)	39 (6th)
RBI	183 (13th)	308 (2nd)
SB-SBA	98-125 (1st)	57-75 (9th)
FLD %	.961 (11th)	.976 (3rd)
Errors	72 (3rd)	47 (12th)
ERA	4.45 (7th)	3.18 (2nd)
K	396 (5th)	378 (T-7th)
BB	215 (8th)	159 (1st)
Opp Avg.	.259 (7th)	.229 (1st)



BASEBALL
TOURNAMENT





2018 MICHIGAN STATE BASEBALL ROSTER

ALPHABETICAL

#	Name	Position
16	Ahn, Peter	INF
13	Ando, Royce	INF
18	Antoncic, Justin	INF
14	Baar, Keegan	LHP
2	Bechina, Marty	INF
8	Benschoter, Sam	RHP
26	Bianucci, Zac	LHP
21	Chmielewski, Dan	OF
35	Combs, Scott	C
30	Erla, Mason	RHP
44	Flohr, Evan	LHP
1	Gleaves, Danny	OF
34	Gonzalez, Andrew	RHP
47	Heikkinen, Jesse	LHP
32	Iverson, Zach	INF/OF/RHP
17	Kelley, Bryce	OF/LHP
9	King, Ryan	INF
27	Lacayo, Nic	C
7	Landon, Ethan	RHP
12	Lowery, Jake	RHP
4	McCauley, Riley	RHP
55	McGuire, Zack	INF
20	Mokma, Mike	RHP
22	Peterson, Bailey	IF/OF
28	Proctor, Adam	C
25	Regan, Brendan	INF
24	Roskelly, Chad	C/1B
11	Salter, Will	C
38	Sleeman, Caleb	RHP
5	Stewart, Joe	OF
36	Tyranski, Mitchell	LHP
19	Young, Kory	INF

NUMERICAL

No.	Name	Pos.	Ht.	Wt.	Yr.	B/T	Hometown/Previous School
1	Danny Gleaves	OF	6-0	185	SO	R/R	Homer Glen, IL/St. Rita HS
2	Marty Bechina	INF	6-0	190	JR	R/R	Chicago, IL/St. Rita HS
4	Riley McCauley	RHP	6-0	205	JR	R/R	Sterling Heights, MI/Stevenson HS
5	Joe Stewart	OF/INF	6-4	205	RS-FR	R/R	Portage, MI/Portage Central HS
7	Ethan Landon	RHP	6-5	225	RS-SR	R/R	Sioux Falls, SD/Kansas State
8	Sam Benschoter	RHP	6-3	195	SO	R/R	Tecumseh, MI/Tecumseh HS
9	Ryan King	INF	5-8	140	FR	R/R	Munster, IL/Brother Rice HS
11	Will Salter	C	6-3	215	SR	R/R	Bloomfield Hills, MI/St. Mary's HS
12	Jake Lowery	RHP	6-3	220	RS-SR	R/R	Howell, MI/Hartland HS
13	Royce Ando	INF	5-11	190	JR	R/R	Mississauga, Ont., Canada/John Fraser Secondary
14	Keegan Baar	LHP	6-4	210	SR	L/L	Jenison, MI/Hudsonville HS
16	Peter Ahn	INF	6-2	175	FR	L/R	Delafield, WI/Marquette University HS
17	Bryce Kelley	OF/LHP	6-2	200	SO	L/L	Rockford, MI/Rockford HS
18	Justin Antoncic	INF	6-3	190	SO	R/R	Westerville, OH/St. Francis DeSales HS
19	Kory Young	INF	6-1	195	SR	R/R	Rockford, MI/Rockford HS
20	Mike Mokma	RHP	6-7	240	SO	R/R	Holland, MI/Holland Christian HS
21	Dan Chmielewski	OF	6-2	200	RS-JR	R/R	Shelby Township, MI/Eisenhower HS
22	Bailey Peterson	IF/OF	6-0	185	SO	R/R	Grandville, MI/Kellogg CC
24	Chad Roskelly	C/1B	6-1	220	RS-SR	R/R	Macomb, MI/Macomb Dakota HS
25	Brendan Regan	INF	5-10	165	FR	R/R	Northfield, OH/Walsh Jesuit HS
26	Zac Bianucci	LHP	6-3	195	RS-FR	L/L	Naperville, IL/Naperville Central HS
27	Nic Lacayo	C	5-9	175	JR	R/R	Colorado Springs, CO/South Mountain CC
28	Adam Proctor	C	6-1	230	FR	L/R	St. Johns, MI/St. Johns HS
30	Mason Erla	RHP	6-4	200	RS-FR	R/R	Cass City, MI/Cass City HS
32	Zach Iverson	INF/OF/RHP	6-2	180	FR	L/R	Charlotte, NC/Providence Day HS
34	Andrew Gonzalez	RHP	6-2	200	SR	R/R	Wixom, MI/Walled Lake Western HS
35	Scott Combs	C	6-4	200	FR	R/R	Northville, MI/Divine Child HS
36	Mitchell Tyranski	LHP	6-2	215	SO	L/L	Birmingham, MI/Brother Rice HS
38	Caleb Sleeman	RHP	6-2	205	RS-SO	R/R	Alto, MI/Caledonia HS
44	Evan Flohr	LHP	6-3	190	JR	L/L	Northville, MI/Cypress CC
47	Jesse Heikkinen	LHP	6-2	190	FR	L/L	Holt, MI/Holt HS
55	Zack McGuire	INF	6-3	215	SR	R/R	Sterling Heights, MI/Stevenson HS

BREAKDOWN BY POSITION

Pitchers (15: 9-RHP, 6-LHP)

- 4 Riley McCauley, RHP
- 7 Ethan Landon, RHP
- 8 Sam Benschoter, RHP
- 12 Jake Lowery, RHP
- 14 Keegan Baar, LHP
- 17 Bryce Kelley, LHP
- 20 Mike Mokma, RHP
- 26 Zac Bianucci, LHP
- 30 Mason Erla, RHP
- 34 Andrew Gonzalez, RHP
- 32 Zach Iverson, RHP
- 36 Mitchell Tyranski, LHP
- 38 Caleb Sleeman, RHP
- 44 Evan Flohr, LHP
- 47 Jesse Heikkinen, LHP

Catcher (5)

- 11 Will Salter
- 24 Chad Roskelly
- 27 Nic Lacayo
- 28 Adam Proctor
- 35 Scott Combs

Outfield (6)

- 1 Danny Gleaves
- 5 Joe Stewart
- 17 Bryce Kelley
- 21 Dan Chmielewski
- 22 Bailey Peterson
- 32 Zach Iverson

Infield (10)

- 2 Marty Bechina
- 9 Ryan King
- 13 Royce Ando
- 16 Peter Ahn
- 18 Justin Antoncic
- 19 Kory Young
- 22 Bailey Peterson
- 25 Brendan Regan
- 32 Zach Iverson
- 55 Zack McGuire

BREAKDOWN BY CLASS

- Seniors (8)
- Juniors (6)
- Sophomores (8)
- Freshmen (10)

MICHIGAN STATE COACHES / STAFF

- 23 Jake Boss Jr., Head Coach
- 45 Graham Sikes, Assistant Coach / Third Base Coach
- 29 Mark Van Ameyde, Assistant Coach / Pitching Coach
- 6 Jordan Keur, Volunteer Assistant Coach / First Base Coach
- Matt Moreau, Athletic Trainer
- Managers: Joe Spizzirri, Eric Behan, Atticus Bohr, Logan Peters, David Greenberg, Jacob Seidel

PRONUNCIATION GUIDE = prə-nənsē-āSH(ə)n gīd

Peter Ahn = On	Jesse Heikkinen = Hake-uh-nin
Royce Ando = ANN-doe	Jordan Keur = KERR
Justin Antoncic = Ann-TAWN-sick	Nic Lacayo = Luh-kie-yo
Keegan Baar = Bar	Mike Mokma = Mock-ma
Marty Bechina = Bih-KEY-nuh (like bikini)	Brendan Regan = Ree-gan
Sam Benschoter = Ben-scooter	Chad Roskelly = ROSS-skelly
Zac Bianucci = Bee-uh-NOOCH-ee	Mitchell Tyranski = Ty-RAN-ski
Dan Chmielewski = Shim-uh-LESS-key	Mark Van Ameyde = VAN-uh-mead
Mason Erla = Urr-la (like an urn)	

FOLLOW SPARTAN BASEBALL



msuspartans.com



MichiganStateBaseball



@StateBaseball



@StateBaseballGoGreen

@statebaseball



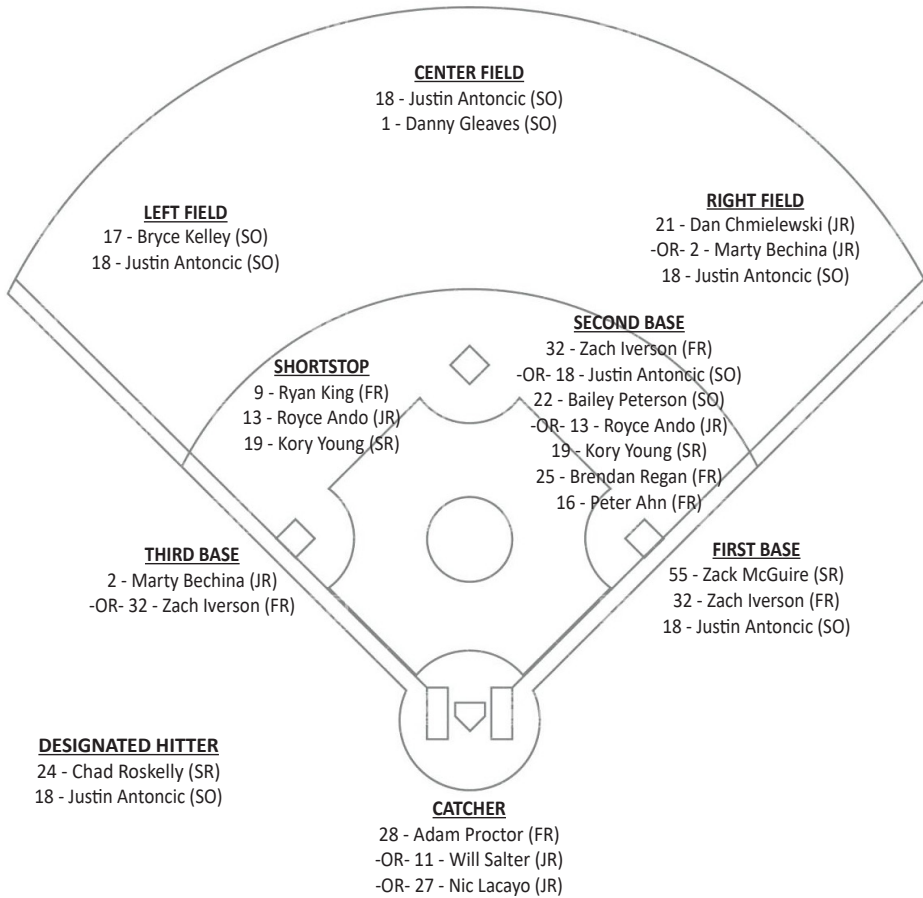
msuspartans.com

PROBABLE DEFENSIVE LINEUP

Pos.	No.	Player	Cl.	B/T	GP-GS	BA	2B	HR	RBI	SLG%	OB%
C	28	Adam Proctor	FR	L/R	31-26	.229	3	2	12	.337	.385*
	-OR-11	Will Salter	SR	R/R	11-7	.150	0	0	0	.150	.227
	-OR-27	Nic Lacayo	SO	R/R	24-17	.226	2	0	6	.258	.294
1B	55	Zack McGuire	SR	R/R	44-43	.219	3	6	24	.350	.300
2B	32	Zach Iverson	FR	R/R	42-40	.256	7	0	13	.327	.337
	-OR-18	Justin Antonic	SO	R/R	49-46	.270	7	1	17	.351	.361
	-OR-22	Bailey Peterson	SO	R/R	24-13	.143	2	1	3	.238	.339
	-OR-13	Royce Ando	JR	R/R	16-13	.286*	1	0	5	.310	.333
SS	9	Ryan King	SR	R/R	38-37	.259	4	0	13	.287	.289
3B	2	Marty Bechina	JR	R/R	47-45	.250	8*	6*	23	.421*	.335
	-OR-32	Zach Iverson	FR	R/R	42-40	.256	7	0	13	.327	.337
LF	17	Bryce Kelley	SO	L/L	48-47	.267	5	0	15	.304	.329
CF	18	Justin Antonic	SO	R/R	49-46	.270	7	1	17	.351	.361
	-OR-1	Danny Gleaves	SO	R/R	39-29	.276	3	0	8	.324	.339
RF	21	Dan Chmielewski	JR	R/R	43-32	.223	3	0	13	.288	.275
	-OR-2	Marty Bechina	JR	R/R	47-45	.250	8*	6*	23	.421*	.335
DH	24	Chad Roskelly	SR	R/R	42-37	.268	4	5	26*	.415	.321

* Team leader

MICHIGAN STATE DEPTH CHART



Head Coach Jake Boss Jr. Earns 300th Victory For MSU

MSU head coach Jake Boss Jr. earned his 300th victory at the helm of the Spartans with MSU's 6-0 blanking of Rutgers on March 30. Last season, Boss won his 300th career game as a collegiate head coach. In his 10th season as the MSU head coach, Boss now has a 313-232 (.574) record. He coached his 500th game leading the Spartans in the opening weekend at Fresno State. Boss is also in his 11th overall season as a collegiate head coach and has a 338-267 (.559) ledger, coaching his 600th career game last weekend at Minnesota.

Boss is the fourth head coach in the Spartans' history to reach the 300-win plateau, and reached 300 wins the fastest of the previous coaches, as Boss is in his 10th season at the helm.

Name	Years	Wins
John H. Kobs	1935-63	576
Daniel W. Litwhiler	1964-82	489
Thomas W. Smith	1983-95	377
Jake Boss Jr.	2009-pres.	313

SPARTANS BY THE NUMBERS

	2018	2017
Overall Record:	20-30	29-23
Big Ten:	11-12	10-14
Last 5:	2-3	2-3
Last 10:	4-6	5-5
In February:	2-5	6-1
In March:	4-14	9-6
In April:	11-6	8-10
In May:	4-7	6-6
McLane Baseball Stadium:	10-13	10-8
Away:	8-12	14-13
Neutral:	2-5	5-2
Day:	19-25	27-16
Night:	1-5	2-7
vs. Left starter	7-10	8-8
vs. Right starter	13-20	21-15
One-Run Games:	6-8	5-12
Two-Run Games:	6-8	3-0
Five+Run Games:	4-11	19-7
Extra Innings:	1-1	1-1
Shutouts:	2-1	2-0
When Leading After 6 Inn.:	17-3	26-1
When Leading After 7 Inn.:	15-2	27-1
When Leading After 8 Inn.:	18-4	27-1
When Tied After 6 Inn.:	0-5	2-1
When Tied After 7 Inn.:	2-2	2-2
When Tied After 8 Inn.:	1-1	2-2
When Trailing After 6 Inn.:	3-22	1-21
When Trailing After 7 Inn.:	3-26	0-20
When Trailing After 8 Inn.:	1-25	0-20
When Score First:	12-12	21-5
When Opponent Scores First:	8-18	8-18
When Score in 1st Inning:	9-6	12-3
When Opp. Scores in First Inning:	7-11	8-8
When Out-Hit Opponent:	15-7	21-9
When Opponent Out-Hits MSU:	5-20	5-13
When Hits Tied:	0-3	3-1
First Game of DH:	1-3	4-2
Second Game of DH:	1-3	3-3
When Commit 0 Errors:	5-5	22-16
When Commit 1 Error:	11-8	22-16
When Commit 2 or More Errors:	4-17	7-7
MSU Scores 0-2 Runs:	1-15	2-15
MSU Scores 3-5 Runs:	10-10	3-5
MSU Scores 6-9 Runs:	6-4	11-3
MSU Scored 10+:	3-1	13-0
Opponent Scores 0-2 Runs:	10-1	14-4
Opponent Scores 3-5 Runs:	9-11	9-10
Opponent Scores 6-9 Runs:	1-9	5-5
Opponent Scored 10+:	0-9	1-4
Current streak:W2		
Longest winning streak: W6		



2018 SERIES BREAKDOWNS

BATTING

Opponent	Avg.	R	H	HR	R/G
at Fresno State (4)	.203	13	26	3	3.3
at Pepperdine (3)	.214	7	21	2	2.3
DQ Classic/B1G-Pac 12 Chlg. (3)	.194	7	19	1	2.3
First Pitch Invitational (3)	.240	10	25	0	3.3
vs. Niagara (4)	.268	27	33	1	6.8
vs. Michigan (3)	.204	4	21	0	1.3
vs. Rutgers (3)	.347	14	24	1	4.7
vs. Nebraska (2)	.356	22	26	0	11.0
vs. Valparaiso (2)	.273	11	21	2	5.5
at Northwestern (3)	.216	15	21	2	5.0
vs. Maryland (3)	.202	9	19	0	3.0
at Penn State (3)	.175	8	17	0	2.7
at Minnesota (3)	.235	12	24	3	4.0
vs. Ohio State (3)	.321	22	34	3	7.3

PITCHING

Opponent	ERA	R/ER	BB/K	BAA
at Fresno State (4)	5.01	21/18	10/41	.307
at Pepperdine (3)	2.42	7/7	7/27	.219
DQ Classic/B1G-Pac 12 Chlg. (3)	3.33	10/10	7/16	.255
First Pitch Invitational (3)	6.33	20/19	22/23	.243
vs. Niagara (4)	2.25	17/9	14/34	.228
vs. Michigan (3)	5.76	26/16	14/25	.283
vs. Rutgers (3)	4.33	14/13	10/18	.235
vs. Nebraska (2)	4.00	8/8	12/21	.250
vs. Valparaiso (2)	4.29	11/10	8/17	.247
at Northwestern (3)	2.67	10/8	6/28	.232
vs. Maryland (3)	4.33	15/13	15/23	.182
at Penn State (3)	6.84	23/19	10/23	.317
at Minnesota (3)	3.24	18/9	13/25	.309
vs. Ohio State (3)	2.67	15/8	13/22	.262

Home Staters

Michigan State has 21 players on its 2018 roster from the state of Michigan, while Minnesota has 20 players who are natives of the North Star State. While the Spartans do not have any Minnesota players on its roster, the Gophers have one player from Michigan, in sophomore first baseman Jacob Herbers, who is a native of Battle Creek, Mich.

MSU B1G Tournament History

Michigan State is making 14th overall appearance and its fourth in the last five years. The Spartans are making their seventh B1G Tournament in the 10 years under head coach Jake Boss Jr., going 9-12 in the conference tourney under Coach Boss, winning at least one game in five of the previous six visits as well as two games in four of the six tournaments.

MSU is making its third trip to an Omaha-hosted B1G Tournament, making the conference post-season tournament in 2014 and 2016 hosted by Omaha. In 2014, the No. 6 seed Spartans went 2-2, beating third-seeded Illinois in the opening round, 2-1, before losing to No. 2 Nebraska, 3-2, but bouncing back to beat Illinois again, 11-2, before falling to No. 1 seed Indiana, 7-4, as the Hoosiers advanced to the title game and won the conference crown. In the 2016 B1G Tournament, the seventh-seeded Spartans upset No. 2 seed Nebraska, 5-1, and No. 6 seed Maryland, 4-3, before falling to No. 4 seed Ohio State twice, 3-2 in 10 innings, and 7-3, as OSU also advanced to the championship game and won the title.

Series History vs. Minnesota

Michigan State is 42-88 all-time vs. Minnesota, having just faced each other two weeks ago on May 11-13 in a three-game series in Minneapolis. The Spartans won the opener with the No. 16-ranked Gophers, 6-5 on May 11, before dropping the middle game, 10-5, and the series finale, 3-1. MSU made its first trip to Minneapolis since 2015, as the Spartans and Gophers didn't face each other in 2016 and Minnesota visited East Lansing last season. After MSU had won three in a row in the series, Minnesota has won seven of the last eight. The Spartans' win in this season's series opener snapped a five-game Gopher win streak in the series. Minnesota swept last season's series in East Lansing, including a pair of 1-run ballgames in a doubleheader on April 1, 3-2 and 4-3, before a 9-4 contest in the series finale on April 2. Under Coach Boss, MSU is 12-11 against Minnesota.

Michigan State vs. Minnesota In B1G Tournament

The Spartans are 2-6 against the Gophers in B1G Tournament action, last meeting in 2011, when the No. 2 seed MSU beat No. 5 seed Minnesota, 6-3, on the way to the Spartans' B1G Championship. Wednesday is the second meeting between MSU and Minnesota when the Gophers have been the No. 1 seed, as they were in 2002 when the No. 3 seed Spartans lost, 6-0.

Michigan State vs. Minnesota Series Breakdown

Overall: 42-88 / H: 24-36 / A: 16-46 / N: 2-6 / Series Streak: MINN W2

First Met: May 14, 1925 - East Lansing, Mich. - MSU W, 5-2

Last Meeting: May 13, 2018 - Minneapolis - MINN W, 3-1

Last Meeting In B1G Tournament: May 28, 2011 - MSU W, 6-3

2018 SPARTAN HOME RUNS

Player (Inn.)	Date	Opp.	Type
Roskelly (8th)	Feb. 16	at Fresno State	2-run
Bechina (1st)	Feb. 18	at Fresno State	2-run
McGuire (6th)	Feb. 18	at Fresno State	2-run
Roskelly (2nd)	Feb. 23	at Pepperdine	Solo
Bechina (6th)	Feb. 24	at Pepperdine	2-run
Antoncic (4th)	Mar. 03	vs. UCLA	Solo
McGuire (2nd)&	Mar. 18	Niagara	2-run
McGuire (2nd)	Mar. 30	Rutgers	2-run
Proctor (7th)&	Apr. 10	Notre Dame	3-run
Roskelly (7th)	Apr. 10	Notre Dame	2-run
Bechina (7th)	Apr. 13-G1	Valparaiso	Solo
Bechina (3rd)	Apr. 13-G2	Valparaiso	Solo
McGuire (1st)	Apr. 20	at Northwestern	2-run
McGuire (8th)	Apr. 22	at Northwestern	2-run
Bechina (6th)	May 11	at Minnesota	Solo
Bechina (5th)	May 12	at Minnesota	Solo*
Roskelly (8th)	May 12	at Minnesota	Solo*
Roskelly (1st)	May 18	Ohio State	Solo
Proctor (4th)&	May 18	Ohio State	2-run
McGuire (3rd)	May 19	Ohio State	2-run

* - leadoff home run

& - into the Red Cedar River beyond RF at McLane Stadium at Kobs Field



Nail-Biters

For the second time in as many seasons, Spartan fans may have paid for their entire seat, but they have only needed the edge of them, as 28 of MSU's 50 games of the 2018 season have been 1-run or 2-run games, with the Spartans posting a 6-8 mark in the 14 1-run contests, as well as 14 other 2-run games, which MSU is also 6-8. All three games of the Northwestern series April 20-22, two of the three games vs. Maryland April 27-29 and two of the three games at Minnesota May 11-13 were determined by two runs or less.

The Spartans' 28 games decided by two runs or less out of 50 games is not only the most in the B1G but is tied for the second-most in the country by both number and percentage (56.0 pct.) (according to combined research collection by Zach Fisher of Michigan State and Chris Rash of Elon), one behind Cincinnati and Gonzaga for number and behind Gonzaga's 56.9 pct.

The 14 1-run games is tied for 14th-most in the country by both number and percentage, with William & Mary having the most 1-run games in the country with 23, while Cincinnati has 20, followed by Virginia, Saint Mary's and Elon with 19 each. MSU's B1G opponent from the first weekend in May, Penn State, has 18 1-run games, while this season's opening opponent, Fresno State, has been in 16 1-run games. MSU is joined by UMass Lowell with 14. Michigan State played Fresno State in the opening weekend of the season and three of the four games of the weekend series were 1-run games. The Spartans also edged Arizona, 3-2, on March 4.

Last season, Michigan State was involved in a total of 17 1-run games, as well as three 2-run games. MSU was 5-12 in 1-run games and 3-0 in 2-run contests.

1-Run Games

William & Mary	23 of 54 games (42.6%)
Cincinnati	20 of 54 games (37.0%)
Virginia	19 of 52 games (36.5%)
Saint Mary's (Ca.)	19 of 54 games (35.2%)
Elon	19 of 56 games (33.9%)
Penn State	18 of 49 games (36.7%)
Gonzaga	18 of 51 games (35.3%)
Arizona	17 of 53 games (32.1%)
Fresno State	17 of 54 games (31.5%)
Fordham	16 of 52 games (30.8%)
Santa Clara	16 of 52 games (30.8%)
UNCW	16 of 53 games (30.2%)
Virginia Tech	16 of 54 games (29.6%)
Michigan State	14 of 50 games (28.0%)
UMass Lowell	14 of 51 games (27.5%)
Loyola Marymount	13 of 51 games (25.5%)
Coastal Carolina	12 of 55 games (21.8%)
Stetson	11 of 52 games (21.2%)

Games Decided by 1-2 Runs

Cincinnati	29 of 54 games (53.7%)
Gonzaga	29 of 51 games (56.9%)
Michigan State	28 of 50 games (56.0%)
Santa Clara	28 of 52 games (53.9%)
Fordham	28 of 52 games (53.9%)
Elon	28 of 56 games (50.0%)
Saint Mary's (Ca.)	27 of 54 games (50.0%)
William & Mary	26 of 54 games (48.1%)
UNCW	25 of 53 games (47.2%)
Virginia Tech	24 of 54 games (44.4%)
Penn State	23 of 49 games (46.9%)
Virginia	23 of 52 games (44.2%)
Fresno State	23 of 54 games (42.6%)
UMass Lowell	22 of 51 games (43.1%)
Loyola Marymount	22 of 52 games (42.3%)
Arizona	22 of 53 games (41.5%)
Stetson	21 of 52 games (40.4%)
Coastal Carolina	20 of 55 games (36.4%)

Double-Digit Hits

Michigan State has double-digit hits in 14 games this season, including five of the last nine games, and the Spartans are 9-5 when posting double-figure hits, losing to No. 10 Clemson on March 7 despite 14 hits, a loss to Valparaiso on April 13 with 11 hits, a loss to Michigan on May 9 with 11 hits, a loss to No. 16 Minnesota on May 12 with 11 hits and a loss to Ohio State on May 17 despite a season-high 16 hits. MSU's most recent double-digit hit outing was 10 in the B1G Tournament-clinching win over Ohio State on May 19.



This Week in Big Ten Baseball

Wednesday, May 23

Game 1: No. 3 Michigan vs. No. 6 Iowa 10 a.m. ET / 9 a.m. CT

Game 2: No. 2 Purdue vs. No. 7 Ohio State 2 p.m. ET / 1 p.m. CT

Game 3: No. 1 Minnesota vs. No. 8 Michigan State 6 p.m. ET / 5 p.m. CT

Game 4: No. 4 Illinois vs. No. 5 Indiana 10 p.m. ET / 9 p.m. CT

Thursday, May 24

Game 5: Loser Game 1 vs. Loser Game 2 10 a.m. ET / 9 a.m. CT

Game 6: Loser Game 3 vs. Loser Game 4 2 p.m. ET / 1 p.m. CT

Game 7: Winner Game 1 vs. Winner Game 2 6 p.m. ET / 5 p.m. CT

Game 8: Winner Game 3 vs. Winner Game 4 10 p.m. ET / 9 p.m. CT

Friday, May 25

Game 9: Loser Game 7 vs. Winner Game 5 4:30 p.m. ET / 3:30 p.m. CT

Game 10: Loser Game 8 vs. Winner Game 6 8:30 p.m. ET / 7:30 p.m. CT

Saturday, May 26

Game 11: Winner Game 9 vs. Winner Game 8 10 a.m. ET / 9 a.m. CT

Game 12: Winner Game 10 vs. Winner Game 7 2 p.m. ET / 1 p.m. CT

Game 13^: Winner Game 11 vs. Loser Game 11 6 p.m. ET / 5 p.m. CT

Game 14^: Winner Game 12 vs. Loser Game 12 10 p.m.* ET / 9 p.m.* CT

Sunday, May 27

Game 15: Winner Game 12/14 vs. Winner Game 11/13 2 p.m. ET / 1 p.m. CT

**Moves to 5 p.m. if Game 13 does not take place*

^ If necessary

All Games Televised on Big Ten Network

All Times ET / CT and Subject to Change



2018 USA TODAY Coaches' Poll

School (1st-Place Votes)	Record	Points	Prev.
T1 Stanford (6)	43-8	740	3
T1 Oregon State (13)	42-9-1	740	2
3 Florida (12)	41-15	738	1
4 Mississippi	42-14	653	5
5 Clemson	43-13	624	7
6 North Carolina	37-17	615	8
7 Arkansas	37-17	538	6
8 Georgia	37-17	525	13
9 North Carolina State	40-14	507	4
10 Florida State	39-17	482	12
11 Texas Tech	38-15	435	11
12 Minnesota*	37-13	393	15
13 Texas	37-18	380	16
14 Duke	39-14	363	9
15 East Carolina	39-15	348	10
16 Stetson	41-11	342	17
17 Southern Mississippi	39-15	313	14
18 UCLA	35-17	252	18
19 Coastal Carolina	38-17	213	20
20 Tennessee Tech	46-7	192	21
21 Auburn	37-19	124	22
22 Connecticut	32-18-1	113	23
23 Houston	33-21	98	25
24 South Carolina	32-22	76	NR
25 Louisville	40-16	50	NR

Dropped Out: No. 19 Kentucky, No. 24 Oklahoma State.

Others Receiving Votes: Texas A&M 37; Indiana* 29; Vanderbilt 28; St. John's 19; Oklahoma State 18; Missouri State 17; Jacksonville 16; Mississippi State 10; Kentucky 9; Sam Houston State 7; Louisiana Tech 7; South Florida 7; Florida Atlantic 5; Troy 3; Purdue* 2; Northeastern 2; Oklahoma 1; Cal State Fullerton 1; Central Florida 1; Louisiana Lafayette 1; Dallas Baptist 1.

As of 5/21/18

* = Big Ten Conference

Bold = 2018 MSU Opponent



Catch Spartan Baseball Now on The Spartan Sports Network

For the fourth straight year, the Spartan Sports Network will carry a live audio stream for all remaining Spartan baseball games this season. The broadcast will be available exclusively at SpartanSportsNetwork.com and on the network's 24/7 app for mobile devices (available on iTunes and Google Play). Broadcast veteran Scott Moore calls the action alongside Jake Boss Sr.

Spartans Swiping 'Em Up Boosted By Sophomore Speedsters

MSU enters the B1G Tournament leading the league and ranking 13th in the NCAA in stolen bases with 98, as well as ranking tops in the conference and 11th in the country in stolen bases per game (1.96).

The Spartans' total is bolstered by swiping eight against Niagara on March 15. Overall, MSU stole 18 stolen bases in the four-game series with the Purple Eagles, swiping five on March 17. The Spartans also swiped six bases at Penn State on May 5.

MSU has now swiped three or more bases in 15 games this season, as along with the aforementioned pair of games with eight and five swipes vs. Niagara and six at Penn State, the Spartans had five base swipes in three other contests, first in the nightcap of the doubleheader at Fresno State on Feb. 17, vs. Furman on March 9 and at Northwestern on April. 20.

Individually, sophomore outfielder Bryce Kelley leads the conference and ranks tied for seventh in the country with 32 stolen bases, while fellow sophomore outfielders Danny Gleaves and Justin Antonicic are second and tied for 13th in the conference with 24 and 14 swipes, respectively, with Gleaves ranking tied for 40th in the NCAA. Junior outfielder Dan Chmielewski adds 10 stolen bases.

Now with 98 stolen bases, the 2018 Spartans have tied the 2005 squad for the most team stolen bases in program history. It also marks the third time in the last five years that MSU has swiped 88 or more bases, as along with the 2014 team, the 2017 Spartans have the No. 3 spot with 96 stolen bases.

TEAM STOLEN BASES

1. 2005.....	98
2018.....	98
2. 2017.....	96
4. 2014.....	88
5. 2010.....	86
1978.....	86
7. 1988.....	80
8. 2006.....	78
1969.....	78
10. 2011.....	77

Bryce Burning The Basepaths to New Record

Sophomore outfielder Bryce Kelley leads the B1G and ranks tied for seventh in the NCAA in stolen bases, swiping 32 bases on the season. He is also fourth in the nation in stolen bases per game at 0.67.

Kelley nearly doubled his season output in the Niagara series, swiping six in the four games, including two each on March 15 and 16 before swiping five in the three games vs. Michigan.

Kelley has stolen at least one base in the last four games as part of 24 total games this season. He has multi stolen bases in seven games, led by a career-high three at Michigan on March 23.

The three stolen bases in one game is one of three times this season that a Spartan has swiped three in a game, joining Danny Gleaves, who has done it twice, with three base swipes vs. Illinois on March 9 in Greenville and at Penn State on May 5.

King Kelley

Sophomore outfielder Bryce Kelley become the Spartans' new stolen base king in the win over Ohio State on May 18, and now has 32 stolen bases, passing former teammate Brandon Hughes' record of 30 set just last season.

Fellow sophomore outfielder Danny Gleaves is close behind, currently at the No. 5 spot with 24 base swipes.

SINGLE SEASON STOLEN BASES

1. Bryce Kelley.....	28	2018
2. Brandon Hughes.....	30	2017
3. Anthony Cheky.....	29	2014
4. Steve Preston.....	27	1988
5. Danny Gleaves.....	24	2018
6. Anthony Cheky.....	23	2013
Jeff Holm.....	23	2010
Steve Money.....	23	1994
9. Jimmy Pickens.....	22	2014
Brandon Eckerle.....	22	2011
Brandon Eckerle.....	22	2010
12. Joe Gavel.....	21	1969
Kirk Gibson.....	21	1978
14. Chuck Fawcett.....	20	1932
Jeff Holm.....	20	2011
-- Justin Antonicic.....	14	2018
-- Bryce Kelley.....	13	2017
-- Dan Chmielewski.....	12	2017



Gleaves-ing A Vapor Trail

Sophomore outfielder Danny Gleaves isn't too far behind Kelley in the B1G rankings with 24 base swipes, ranking second in the B1G and tied for 40th in the NCAA, boosted by swiping three in a game on two different occasions: vs. Illinois on March 9 and at Penn State on May 5, as well as two on three different occasions, at Fresno State on Feb. 17, vs. Illinois on March 10 and at Northwestern on April 20.

Gleaves became the first Spartan to swipe three bases in a game since former teammate Brandon Hughes stole three vs. Central Michigan on May 16, 2017. Kelley recently joined Gleaves in the three base swipe outing.

Swiping Duo Of 20/20

Sophomore outfielders Bryce Kelley and Danny Gleaves are bidding for the modern Hugh Downs and Barbara Walters, being part of the 20/20 club, as the Spartan duo are not only the only pair in the Big Ten with 20 or more stolen bases, but they're just part of six sets of two or more players in the country with 20+ stolen bases:

Fordham - Jake MacKenzie (34), Billy Godrick (27) and Alvin Melendez (26)

Louisville - Josh Stowers (33), Jake Snider (22) and Tyler Fitzgerald (21)

Michigan State - Bryce Kelley (32) and Danny Gleaves (24)

Southern Illinois - Connor Kopach (31) and Alex Lyon (29)

George Washington - Isaiah Pasteur (30) and Robbie Metz (24)

Norfolk State - Justin Hayes (27) and Tony Leite (24)

Spartan Hurlers Ringing Up The Strikeouts

As a staff, Michigan State pitchers are fifth in the B1G in strikeouts with 396, as well as fourth in the league in strikeouts per nine innings (8.1) and sixth in strikeout-to-walk ratio (1.84).

Senior Ethan Landon and junior Riley McCauley are both ranked in the top 15 of the B1G for strikeouts. Landon is seventh with 72 and McCauley is 15th with 59. Redshirt-freshman Mason Erla and sophomore Mitchell Tyranski are not too far behind with 53 Ks each.

Climbing Strikeout Record Book

The Spartan pitching staff currently has 396 strikeouts, good for the No. 4 spot on MSU's single-season team strikeout list, needing four more Ks to become the fourth-straight squad to reach the 400 K plateau. The 2015 staff had 409, while ringing up 420 strikeouts last season and the 2016 squad has the top mark with 466 Ks.

TEAM STRIKEOUTS

1.	2016	466
2.	2017	420
3.	2015	409
4.	2018	396
5.	2002	390
6.	2012	389
7.	1998	380
8.	2004	378
9.	2014	355
10.	2010	335
11.	2011	332
12.	1987	324

KL Is Gonna' Rock You

The Spartan pitching staff is also the only staff in the B1G with three pitchers in the top 16 for strikeouts looking, as sophomore Mitchell Tyranski and redshirt-freshman Mason Erla are tied for 12th with 18 Ks each, while senior Ethan Landon is 16th with 17 strikeouts looking.

Chalking Up The Ks

Michigan State's pitching staff bolted out of the gates by firing a season-high 17 strikeouts in the 5-4 loss at Fresno State in the season-opener on Feb. 16, the Spartans' most Ks since firing 19 punchouts vs. Campbell on March 17, 2017.

The Spartans have 14 double-digit strikeout outings this season, including at one point logging a stretch of three in a row and four in five games. Most recently, Michigan State had 12 strikeouts in the 6-5 win at No. 16 Minnesota on May 11.

MSU also had double-figure Ks in two of the three games at Northwestern, with 10 punchouts on April 22 and 11 Ks on April 20, which came on the heels of 12 Ks against Valparaiso in the opener of a twinbill on April 13. The Spartans also fired 11 Ks vs. Nebraska on April 8, a day after chalking up 10 strikeouts against the Huskers. MSU also had 12 Ks in two games against Niagara, adding 11 vs. Fresno State on Feb. 17, 11 vs. Pepperdine on Feb. 24, 11 vs. Michigan on March 24 and 10 vs. Illinois on March 9 as well as 10 vs. Central Michigan on March 21.



2018 Top 25 Poll

School	Record	Last Week	Prev. Rank
1 Florida	41-15	0-3	1
2 Oregon State	42-9-1	4-1	2
3 Stanford	43-8	4-0	3
4 Ole Miss	42-14	3-1	5
5 North Carolina	37-17	3-1	7
6 Clemson	43-13	4-0	8
7 Georgia	37-17	2-1	16
8 Arkansas	37-17	1-2	6
9 Florida State	39-17	2-1	11
10 NC State	40-14	1-2	4
11 Minnesota*	37-13	3-0	12
12 Texas	37-18	4-0	17
13 Stetson	41-11	1-0	13
14 Southern Miss	39-15	3-1	14
15 Texas Tech	38-15	3-0	15
16 East Carolina	39-15	2-2	9
17 Duke	39-14	1-2	10
18 UCLA	35-17	4-1	18
19 Tennessee Tech	46-7	2-1	20
20 Coastal Carolina	38-17	2-1	21
21 Houston	33-21	2-1	22
22 Connecticut	32-18-1	2-2	23
23 South Carolina	32-22	2-1	25
24 Auburn	37-19	2-2	NR
25 Vanderbilt	31-24	4-0	NR

As of 5/21/18

* = Big Ten Conference

Bold = 2018 MSU Opponent

2018 B1G Preseason Poll

1. Indiana
2. Nebraska
3. Minnesota
4. Maryland
5. Michigan
6. Iowa

MSU PLAYERS ON 2018 BIG TEN BASEBALL PRESEASON HONORS LIST

Bryce Kelly, OF/P, So.

Jake Lowery, P, Sr.

Riley McCauley, P, Jr.

2018 Spartan Seniors

NO	NAME	POS
14	Keegan Baar	LHP
34	Andrew Gonzalez	RHP
7	Ethan Landon	RHP
12	Jake Lowery	RHP
55	Zack McGuire	1B
24	Chad Roskelly	C/1B
11	Will Salter	C
19	Kory Young	INF



Landon-ing It In The Strike Zone

Spartan senior hurler Ethan Landon has rung up a career-high tying nine strikeouts twice this season, first posting nine punchouts in 6.2 IP at Fresno State on Feb. 17, then doing so in 8.0 IP vs. Michigan on March 24. Landon also struck out eight in 7.0 IP at Northwestern on April 20. He has rung up six in four different games, giving him six or more Ks in seven of his 14 outings this season.

Landon is seventh in the B1G with 72 strikeouts, including 16th with 17 strikeouts looking, as well as seventh in innings pitched with 81.1 IP, along with just outside the top 15 in the league in both ERA at 4.20 and opposing batting average at .262.

The Spartan hurler had a stretch of earning the win in three of five starts, along with MSU earning the win but getting a no-decision in a 6-5 win at No. 16 Minnesota.

Now with 72 strikeouts this season, Landon has not only topped the 50 Ks mark for the second time of his career, but he has surpassed 59 punchouts during his sophomore season of 2016 for his career-best.

For his career, Landon now has 165 strikeouts, needing just 15 more to crack the MSU career strikeouts top 10 list, as Mick VanVossen (2012-15) and Mickey Sinks (1959-61) are tied for the No. 9 spot with 180 career Ks.

McCauley-ing Lots Of Strikes

MSU junior pitcher Riley McCauley fired a career-high 12 strikeouts in the loss at Fresno State in his first-ever start on Feb. 16. After making 25 relief appearances last season, McCauley moved to the starting rotation and made the first start of his career and went 6.0 complete, allowing just one run on two hits, walking two and firing a career-high 12 strikeouts. McCauley becomes the first MSU pitcher with 12+ Ks since Cam Vieaux chalked up 13 vs. UConn, March 15, 2015.

McCauley's 12 strikeouts is tied for the most in a single-game so far this season in the Big Ten, joined by Jonathan Stiever of Indiana (vs. Pacific on March 9) and Tyler Blohm of Maryland (vs. Stetson on March 24).

The Spartan righty is 15th in the B1G with 59 total strikeouts this season.

Back Out Of The Pen For McCauley

After starting in his first seven appearances, Spartan junior pitcher Riley McCauley has shifted back to the bullpen for his last 10 appearances and has been lights out.

In those 10 appearances, primarily as the Spartans' closer, McCauley did not allow a run in nine of those 10 appearances in 15.0 IP, with 23 strikeouts, while chalking up five saves and a 1-0 record over that span, yielding just 14 hits, and just three of them being for extra bases.

McCauley is tied for seventh in the B1G overall in saves with five, as well as fifth in B1G only games with five saves.

Mason Mowing 'Em Down

MSU redshirt-freshman pitcher Mason Erla is seventh in the B1G in opposing batting average at .220, as well as tied for 12th in strikeouts looking with 18.

Now with six wins this season, Erla leads the Spartan staff and ranks tied for eighth in the B1G.

Erla is also just outside the top 15 in the conference in both ERA, now at 3.91, along with innings pitched, now at 73.2 IP, as well as just outside the top 20 in the B1G in strikeouts with 53 punchouts. For the season, Erla is 6-4 with a 3.91 ERA, logging 53 strikeouts in 73.2 IP.

Erla started and went 6.0+ IP in both of MSU's shutouts this season. He fired six Ks vs. Rutgers on April 1, which was his second-highest outing of the season behind his career-best nine vs. Niagara on March 17, and he now has five or more punchouts in four of his last seven outings after five strikeouts at Penn State on May 5.

Erla Earning Awards

MSU redshirt-freshman pitcher Mason Erla has made a smashing return to action from a season-ending injury last February. Erla has been extra effective in his four starts, most recently on March 10 in Greenville, stymieing Illinois with just one hit allowed in 6.1 IP, striking out five to earn the win on the way to being named B1G Freshman of the Week.

Nearly Noneski By Tyranski

MSU sophomore reliever Mitchell Tyranski has a 2.23 ERA in 25 appearances this season, allowing just 10 earned runs. He had a streak of four appearances without allowing a run snapped with a run on April 7 vs. Nebraska, but has not allowed a run in a total of 17 of his 24 appearances.

Despite allowing a run for the first time in five appearances, Tyranski struck out a career-high nine batters vs. Nebraska, nearly doubling his previous high of five vs. Pepperdine (2/24). Tyranski pitched 4.0 innings vs. the Huskers, picking up his second save of the season.

Tyranski made his first start of his career on March 7 vs. No. 10 Clemson, and went 3.2 IP without a run and stymieing the high-powered Clemson offense to just one hit, while striking out three.

The Spartan lefty is tied for 11th in the B1G with four saves, as well as tied for ninth in B1G only stats with two saves in conference games. Tyranski is also tied for 12th overall in strikeouts looking with 18 Ks, eighth in conference only contests with 13 batters struck out looking. He also is tied for sixth with the 25 appearances and tied for seventh with 24 games in relief, overall, as well as tied for seventh in B1G only stats with 12 appearances and tied for seventh in B1G only with 12 games in relief.

Tyranski now has 40.1 IP this season, with 53 strikeouts and allowing just 31 hits and 10 earned runs, holding opposition bats to a paltry .211. Tyranski would rank second in the B1G in opposing batting average and fourth in ERA, but he doesn't reach the minimum requirement for innings pitched.

Tyranski earned his first collegiate victory in MSU's 5-2 win at Pepperdine on Feb. 24, going 4.1 IP, grounding the Waves' bats allowing just one hit, while striking out five and walking just one, in picking up his first win of his career.

He picked up his first career save in the 4-2 victory for MSU over Illinois on March 10, going 1.1 IP with just one hit and one strikeout.

Glowing Gleaves

Spartan sophomore outfielder Danny Gleaves has hit .349 (15-of-43) over his last 14 games, with two doubles and one triple in that span, logging a .442 slugging percentage and a .404 on-base percentage, along with swiping eight stolen bases.

Gleaves currently leads MSU's active players with a .276 average, ranking second on the team with 24 stolen bases, and third on team with a .339 on-base percentage.

Gleaves was 4-for-4, including two doubles, and stole three bases in the nightcap at Penn State on May 5.

Gleaves is the first Spartan to go 4-for-4 in a game this season and the second to have four hits in a game, as junior infielder Royce Ando was 4-for-5 against Clemson on March 7. It was the second time this season and third of his career that Gleaves has swiped three or more bases in a game, also doing so against Illinois on March 9. His career-best was four stolen bases at UNCG last season on Feb. 25, 2017.

All-Around Antonic

Spartan sophomore infielder/outfielder Justin Antonic is second among active players with a .270 average, as well as tied for second with seven doubles and third with 14 stolen bases, while leading the team with 22 walks.

With two triples, Antonic is also second on the team and tied for 14th in the B1G. Antonic is also tied for 13th in the league in stolen bases (14). He is tied for eighth in B1G only games with seven stolen bases.

Antonic also owns a share MSU's longest active reached base streak, as his streak of 19 games was halted in the loss at Penn State on May 4, tying senior designated hitter Chad Roskelly for longest on the team, as Roskelly's ended on April 29 vs. Maryland. Antonic also had a 12-game reached base streak earlier in the season.



All-Tournament Accolades For Antoncic

Spartan sophomore infielder/outfielder Justin Antoncic was named to the Dairy Queen Classic B1G/Pac-12 Challenge All-Tournament Team. Antoncic hit .462 for the weekend, including his first home run of his Spartan career off No. 11 UCLA, adding two doubles. He also posted the first three-hit outing of his career going 3-for-4 vs. Arizona, and also made a career-high six putouts in the field. He was also part of MSU's three-run ninth inning rally for a 3-2 walkoff win over Arizona on Sunday, with a single and later scored the tying run. Antoncic also extended his hit streak to five-straight games, with multi-hit games in the last two outings.

Roskellying It Lately

Senior designated hitter Chad Roskelly hit .750 (6-for-8) in the two games against Nebraska with two runs scored. Roskelly has hit .291 (32-for-110) over his last 29 games, raising his average from .080 entering MSU's game on March 21, to its present level of .268, dipping down from .300 entering the series vs. Maryland on April 27-29.

Roskelly owns MSU's longest hitting streak of the season at 15 games, which was halted on April 28 vs. Maryland, as well as the Spartans' longest reached back streak of the season at 19 games, which was stopped on April 29 vs. Maryland.

He is second on MSU with a .415 slugging percentage and is sixth on the team with a .321 on-base percentage.

Roskelly has a strong liking for Nebraska pitching, as his last three outings with three hits have been against the Huskers, with three hits in both games last weekend vs. Nebraska, which was not only a season-high output, but was his first three-hit game since last season vs. the Huskers on May 12, 2017.

Bechina Be Hittin'

Junior third baseman/outfielder Marty Bechina is hitting .344 (22-for-64) over his last 20 games played with an .516 slugging percentage and a .440 on-base percentage over that period. Bechina has five extra base hits in that stretch with three home runs and two doubles, along with 10 RBI.

For the season, Bechina shares the team lead with six HRs, as well as topping the team with eight doubles, adding a triple for a total of 15 extra base hits.

Bechina was 3-for-5 with two RBI vs. Western Michigan on April 18. He had a home run in each game of the twinbill with Valpo on April 13, going 1-for-4 with an RBI and two runs scored in the opener before going 2-for-2 with an RBI and two runs in the second game.

He also had a pair of solo home runs in back-to-back games of the Minnesota series, belting both of them to nearly the same spot in left field, in the sixth inning of the win on May 11 and to lead off the fifth inning of the loss on May 12.

Bechina was also 3-for-5 on Friday vs. Ohio State, part of at least one hit in nine of the last 11 games.

Chmashing Chmielewski

Junior outfielder Dan Chmielewski went 7-for-16 (.438) in the four games against Niagara, with two doubles and two triples, rapping an extra base hit in each game. Chmielewski finished with seven RBI, including four in the series opener, with three coming on a bases-loaded double as part of a five-run inning for the Spartans, boosting them to a 10-1 win.

For the season, Chmielewski has three triples, which is tied for fourth in the B1G. Chmielewski also is fourth on the team with 13 RBI and tied for fourth with three doubles, hitting .223 on the season.

Chmielewski had an on-base streak of 10-straight games earlier this season.

McGuire For Two

Senior first baseman Zack McGuire shares the team lead with six home runs, and all six are two-run round-trippers. He had a pair of two-run jacks in the Northwestern series, adding a big two-run shot on Saturday vs. Ohio State.

Two-Run Thunder

Michigan State has 20 home runs so far this season and 11 of them are of the 2-run variety, including three in the opening weekend, adding one at Pepperdine, one vs. Niagara, one against Rutgers and one vs. Notre Dame. Senior designated hitter Chad Roskelly belted the Spartans' first home run of the season, blasting a two-run home run to left field in the eighth inning, capping a four-run frame for the Spartans. Sophomore infielder/outfielder Justin Antoncic belted the first round-tripper of his Spartan career in the loss to UCLA.

All four of MSU's runs in the 5-4 loss at Fresno State on Feb. 18 came via the long ball, with a pair of two-run home runs by junior third baseman Marty Bechina and senior first baseman Zack McGuire.

Bechina added a two-run round-tripper at Pepperdine on Feb. 24, after Roskelly had a solo shot the day before. Bechina and Roskelly share the team lead with two home runs each, ranking tied for 14th in the B1G. Against Niagara, McGuire belted a two-run round-tripper over the wall in right and into the Red Cedar River for MSU's first home run at home this season. McGuire struck again with a two-run shot vs. Rutgers. Roskelly blasted a two-run shot to left against Notre Dame on April 10.

Freshman catcher Adam Proctor added a three-run shot vs. Notre Dame on April 10, as MSU now has eight of its 10 home runs be multiple-run round-trippers, including the last four homers.

McGuire had a pair of two-run blasts in the Northwestern weekend, smacking one in the first inning of the opening game Friday and another in the eighth inning of Sunday's finale, retaking the lead for MSU at 6-5 for the final score.

The Spartans had a pair of two-run round-trippers last weekend in the Ohio State series, with Proctor belting a two-run HR into the Red Cedar River in Friday's game, and McGuire mashing one in the third inning of Saturday's Senior Day win.

All six of McGuire's team-lead tying home runs this season have been two-run shots.

Streaking Spartans

Senior designated hitter Chad Roskelly had a 15-game hitting streak halted on April 28 vs. Maryland, and a 19-game reached back streak snapped a day later vs. Maryland, as the hit streak is the longest of the season for MSU and the reached base streak is tied for the longest, as sophomore outfielder/infielder Justin Antoncic also had a 19-game reached base streak, which was snapped May 4 at Penn State.

Sophomore outfielder Bryce Kelley enters the B1G tourney with the longest active hitting streak, now at four games, while fellow sophomore outfielder Danny Gleaves and junior outfielder Marty Bechina are next with three-game streaks each ... Along with Roskelly, freshman utility player Zach Iverson is the only other Spartan with a double-digit hitting streak at 10-games ... behind Roskelly's 15-game hitting streak and Iverson's 10-gamer, Gleaves and Kelley are tied for third with seven-game hitting streaks ... Antoncic and senior first baseman Zack McGuire had six-game hitting streaks ... Bechina, junior outfielder Dan Chmielewski and freshman infielder Ryan King are the other Spartans who have had five-game hitting streaks.

Iverson takes a 10-game reached base streak into the B1G tourney for the longest active streak for the Spartans, while Gleaves has an eight-game streak in tact ... Antoncic had a 19-game reached base streak snapped May 4 at Penn State, tying Roskelly for the longest of the season ... that was Antoncic's second stretch of at least a 12-game reached base streak this season ... Kelley is next with a 13-game reached base streak ... Chmielewski, Iverson and McGuire have both had 10-game reached base streaks earlier this season.

You Get A Hit, And You Get A Hit

Sophomore outfielder Bryce Kelley leads MSU with 17 multiple hit outings, consisting of 13 games with two hits to go with four three-hit outings ... freshman shortstop Ryan King is second with 12 multi-hit outings, with two hits in 11 contests to go with one three-hit outing ... sophomore infielder/outfielder Antonicic has 11 multi-hit games with nine two-hit outings and a pair of three-hit games ... junior outfielder Marty Bechina has nine multi-hit outings, with six two-hit games and three outings with three hits ... sophomore outfielder Danny Gleaves tied the team-best with four hits at Penn State on May 5, tying junior infielder Royce Ando for the most hits in game this season for MSU, as Ando rapped four hits vs. No. 10 Clemson on March 7.

Late Inning Scoreboard Lighting

Of Michigan State's 216 runs scored this season, a combined 104 runs (48.1 percent) have been scored after the fifth inning, plating 19 runs in the sixth, 35 in the seventh, 35 in the eighth, 14 in the ninth and one in extras.

Those numbers are bolstered by MSU's nine-spot in the seventh inning against Nebraska on April 7, which is the most runs scored in an inning this season by the Spartans. MSU had a stretch of a big seventh inning in two of three games, hanging seven in the seventh against Notre Dame on April 10.

Michigan State also had a four-run eighth inning of game one in the opening weekend at Fresno State, adding one run in the first game of the doubleheader on Feb. 17. MSU scored two runs in the eighth against Washington on March 2. The Spartans scored three in the eighth vs. Niagara on March 15.

MSU had a big sixth inning on Feb. 24 at Pepperdine, plating four runs. The Spartans also plated two runs in the sixth frame at Fresno State on Feb. 18.

Scouting Minnesota

The regular-season champion and No. 1 seed Gophers are 37-13 overall and 18-4 in B1G action, winning their last five games and going 9-1 over their last 10 with the lone loss in that stretch to Michigan State on May 11. Minnesota enters the B1G Tournament ranked No. 11 in the D1Baseball.com Top 25 Poll and No. 12 in the USA Today Sports Coaches Top 25 Poll. Minnesota swept a weather-shortened series at Rutgers, winning Thursday's opener, 4-0, and 5-3 on Friday to win the series, before Saturday's game was cancelled due to inclement weather.

Minnesota is hitting .300 as a team, and had four players with an average of over .300, led by junior infielder Terrin Vavra at .387 with 50 RBI, 10 doubles and nine HR, posting a .618 slugging percentage and a .455 on-base percentage. Junior outfielder Ben Mezzenga adds a .379 average with 24 RBI, and seven doubles, adding 11 stolen bases.

The Gophers pitching staff has a team ERA of 3.16, with 378 strikeouts (7.6 pg) and 159 walks (3.2 pg). Wednesday's probable starter is junior right-hander Jake Stevenson, who has a 1-1 record with a 5.61 ERA, making six starts as part of 11 appearances, totalling 25.2 IP with 13 Ks and 12 BB with a .260 opposition average. Stevenson faced the Spartans in the series finale two weeks ago, getting the win after going 5.2 IP with four hits, one earned run, one strikeout and two walks. Freshman righty Max Meyer leads the Gophers and ranks second in the B1G with 14 saves, logging 33.2 IP with a 1.60 ERA and a 1-2 record, firing 40 Ks and nine walks, while limiting opponents to a paltry .147.

Minnesota head coach John Anderson is in his 37th season at the helm of the Gophers' program. Anderson has amassed an overall record of 1,281-836-3, and is the all-time winningest coach in Minnesota history and was the 10th-youngest collegiate coach to 1,000 wins. Anderson has a B1G record of 577-342 and is the all-time winningest coach in B1G history. Anderson and his assistant Rob Fornasiere, are in their 34th season together and are the longest tenured coaching pair in the nation.

Last Weekend Recap

Michigan State qualified for the B1G Tournament in dramatic fashion, entering the final weekend of regular-season action tied with Maryland for eighth, but the Terrapins owned the tiebreaker by way of taking the three-game series with the Spartans, 2-1, April 27-29. While MSU needed to just win one more game on the weekend than Maryland did, the Spartans went out and did one better, winning two more than the Terps did, as MSU took two-of-three from Ohio State, while Maryland was swept at Indiana. After dropping Thursday's opener in a 10-8 heartbreaker, MSU rallied from a 10-5 deficit in the ninth and had the game-winning run at the plate, but freshman catcher Adam Proctor's fly ball to right field was caught at the wall at the top of the berm. On Friday, MSU evened the series after getting pair of home runs from Chad Roskelly and Proctor combined with solid pitching from Mason Erla and Mitchell Tyranski to boost the Spartans to a 6-2 victory. Michigan State clinched the No. 8 spot in the B1G Tournament on Saturday with an 8-3 victory for MSU, completing the Spartans' Senior Day celebrations.

Erla 10 Innings Big Ten Freshman Of The Week

Spartans redshirt-freshman pitcher Mason Erla was the 10 Innings Big Ten Freshman of the Week after his performance in Michigan State's 1-0 win at Pepperdine on Feb. 25. Erla went 5.0 IP with four strikeouts and allowed just two hits with no walks, retiring 11 of the last 13 batters faced to earn his first collegiate win.

Chmielewski And McGuire Earn Google Cloud CoSIDA Academic All-District® Accolades
Michigan State baseball student-athletes Dan Chmielewski and Zack McGuire were both named to the 2018 Google Cloud Academic All-District® Baseball Team on May 10, selected by CoSIDA, which recognizes the nation's top student-athletes for their combined performances on the field and in the classroom.

Chmielewski and McGuire were both on the District 5 list, which consists of Division I schools in Illinois, Indiana, Michigan and Ohio. The MSU duo are one of a pair of teammates, joined by Luke DeVenney and Zach Owings from Eastern Michigan, and were two of three players from Big Ten Conference teams honored in District 5, along with Jack Dunn of Northwestern. Chmielewski and McGuire were two of a total of four Big Ten players honored, joined by Dunn, Micah Coffey of Minnesota was recognized for District 6.

This is the second-straight year that Chmielewski and McGuire have earned CoSIDA Academic All-District honors. Chmielewski and McGuire will now advance to the Google Cloud Academic All-America® ballot, with first- and second-team Academic All-America® honorees to be announced in June.

Last season's honors made Chmielewski and McGuire the first Spartan baseball players to earn CoSIDA Academic All-District honors since Brandon Eckerle in 2011. Overall, they are 15th and 16th honors, and the 13th and 14th players, joining Eckerle as the Spartans' only multiple honorees.

A native of Shelby Township, Mich., junior outfielder Chmielewski has a 3.98 GPA as a psychology major. Chmielewski is a two-time Academic All-Big Ten honoree, as well as the 2017 MSU Distinguished Scholar-Athlete recipient. On the field, Chmielewski is hitting .236 this season and ranks third in the B1G in triples with three, as well as just outside the top 15 of the B1G rankings with nine stolen bases. Chmielewski had an on-base streak of 10-straight games earlier this season. He also has a perfect 1.000 fielding percentage playing right field.

McGuire is a native of Sterling Heights, Mich., and the Spartan senior has a 3.78 GPA as a packaging major. He is also a two-time Academic All-Big Ten honoree and the 2018 MSU Scholar-Athlete Award recipient. On the diamond, McGuire leads MSU with five home runs, all two-run round-trippers; shares the team-lead with 21 RBI; and ranks third on the team with a .365 slugging percentage. In the field, he has started 36 games at first base, where he ranks 13th in the B1G in putouts with 201 and is tied for 15th in the league in fielding double plays with 24.



Roskelly Walk-Off Repeat

Spartan senior catcher/first baseman/designated hitter Chad Roskelly drove in the game-winning run with a walk-off fielder's choice in the 3-2 come-from-behind victory for MSU over Arizona on March 4 at U.S. Bank Stadium in Minneapolis. Roskelly plated senior infielder Kory Young with the winning run, beating out the throw to first for the game-winner.

That was the Spartans' first walk-off victory since a 7-6 win over Western Michigan last season on May 10, 2017 at Comerica Park, and was identical as it was also on a walk-off fielder's choice and off the bat of Roskelly, with him beating out the throw at first in both wins.

Roskelly is one of three players in the country (according to available research) to drive in walkoff game-winning runs in identical fashion, joining Kyle Kasser from Oregon along with Nick Dalesandro of Purdue.

Roskelly - Michigan State - Fielder's Choice

- 1) vs. Western Michigan (2017)
- 2) vs. Arizona (2018)

Kasser - Oregon - Walk

- 1) vs. Oregon State (2015)
- 2) vs. Mississippi State (2017)

Dalesandro - Purdue - Single

- 1) vs. Cal State Northridge (2016)
- 2) vs. Incarnate Word (2018)

Three MSU Baseball Players Collect Big Ten Preseason Plaudits

Michigan State had three players on the Big Ten Conference Preseason Players to Watch List, as the conference announced its preseason honors list and preseason poll on Wednesday, Feb. 14.

The league's coaches voted on the top six teams and also selected three student-athletes from their own squads to a Preseason Honors list.

MSU Preseason Honorees included sophomore outfielder/pitcher Bryce Kelley, senior pitcher Jake Lowery and junior pitcher Riley McCauley.

Kelley, a native of Rockford, Michigan, was a Collegiate Baseball Freshmen All-American last season, becoming the eighth Freshman All-American at MSU and the second under head coach Jake Boss Jr. to earn Freshman All-America accolades, joining second baseman Ryan Jones in 2010. Kelley was also on the Big Ten Conference All-Freshman team, and was also the B1G Freshman of the Week. He was Michigan State's starting left fielder in all 24 B1G games, playing in 41 games overall with 38 starts, and led MSU with a .353 batting average overall, ranking third in the B1G. Kelley was also seventh in the B1G only stats with a .364 batting average.

He hit safely in 22 of 24 conference games, featuring a pair of 10-game hitting streaks in conference only action, with 20 in last 21 league contests, ending the 2017 season on a 13-game overall hitting streak, which started a day after his previous 13-game hitting streak was halted, finishing the season with a hit in 26 of last 27 games and 29 in 31 games. Kelley also tied for 17th in the B1G with 13 stolen bases, ranking tied for 11th in the conference only stats with six swipes.

Lowery, a Howell, Michigan native, made 22 appearances including four starts, logging a 3.71 ERA in 51.0 IP. He ranked second on the MSU pitching staff and ninth in the B1G with 70 strikeouts, as well as leading the Spartans and ranking ninth in the B1G with 21 strikeouts looking. Lowery also ranked 10th in league for strikeouts in conference only games with 37 Ks, as well as tied for 11th with 11 batters struck out looking. After coming out of bullpen in his first 18 appearances, Lowery made four-straight starts.

Lowery's bullpen highlights included earning a split shutout, pitching 2.1 IP with three strikeouts in 2-0 win over Ohio State (April 14). Lowery fired a combined 20 strikeouts in two-consecutive outings without an earned run, first chalking up a career-best 11 strikeouts in 5.2 IP in a no decision at Northwestern (April 28) and followed that with nine Ks in 7.2 IP vs. Iowa (May 6). Lowery added eight strikeouts in 3.0 IP without an earned run vs. Campbell (March 17), one of his four outings of 3.0 IP or more without an earned run.

McCauley is a native of Sterling Heights, Michigan, and appeared in 25 games last season as a reliever, is shifting to a starting role this season. Last year he posted a team-leading nine saves, which ranked tied for fourth in B1G and tied for 59th in the NCAA. The nine saves tied for the third on the MSU single-season saves list (since 1986). For the season, McCauley posted a 2.10 ERA in 25.2 IP with 36 strikeouts and 14 walks. He ranked 13th in the B1G in conference only games with 33 strikeouts in league play, and also tied for third in both appearances and games in relief in conference only games with 13.

He earned a save in his first five appearances, picking up his first career save in MSU's 9-7 win at Abilene Christian (Feb. 18), with 1.2 IP, one strikeout and no earned runs. He also collected a pair of saves in as many outings at UNC-Greensboro, in the 5-4 win on Feb. 24, with two Ks in 1.0 IP and the 22-16 victory on Feb. 25 with 1.1 IP and one K. McCauley fired three or more strikeouts in eight outings, led by a career-high six Ks in career-high tying 3.0 IP at Michigan (May 19), and added five punchouts at Nebraska (May 14). He opened the season with streak of 6.2 IP without an earned run and later had stretch of 12.1 IP.

Hello Home

The Spartans' 2018 slate includes a 12-game homestand as part of 26 total home games at Kobs Field at McLane Stadium. The 12 home games in a row is the longest homestand since 2000 when Michigan State had 14-straight home contests, while the 26 total home games are the most since 2005 when MSU also had 26.

Road Ready

Michigan State opened the season with its first 14 games away from home, including beginning with seven true road games followed by seven neutral games.

Two Of Spartans' Five All-Big Ten Honorees Return in '18

Two of Michigan State's five players that All-Big Ten accolades last season return in 2018 in designated hitter Chad Roskelly, who was tabbed to the All-Big Ten second team list, while outfielder Bryce Kelley was named to the all-freshman team.

Roskelly, a Macomb, Mich., native, played in 39 games, starting 29, all as designated hitter last season. He was third on the team with a .324 average and posted 24 RBI with three HR and six doubles. Roskelly tallied a .463 slugging percentage and a .427 on-base percentage, which would have tied for ninth in the B1G but he just missed the minimum requirement.

After starting the season slow after recovering from an injury, Roskelly ended the 2017 season with a hit in 13 of last 14 games, including a 13-game hit streak from April 28 - May 18. The 13-game hitting streak was tied for second-longest on the team. Roskelly hit .379 (22-for-58) over the last 15 games of the season with 14 RBI in the span, along with a .522 slugging percentage and a .433 on-base percentage, which raised his average from .260 entering April 28 to finish with a .344 average. He ended the season on an MSU-best 17-game on base streak. Roskelly had eight multi-hit games, including four contests with four hits.



Kelley, a native of Rockford, Michigan, was a Collegiate Baseball Freshmen All-American last season, becoming the eighth Freshman All-American at MSU and the second under head coach Jake Boss Jr. to earn Freshman All-America accolades, joining second baseman Ryan Jones in 2010. Kelley was also on the Big Ten Conference All-Freshman team, and was also the B1G Freshman of the Week. He was Michigan State's starting left fielder in all 24 B1G games, playing in 41 games overall with 38 starts, and led MSU with a .353 batting average overall, ranking third in the B1G. Kelley was also seventh in the B1G only stats with a .364 batting average.

He hit safely in 22 of 24 conference games, featuring a pair of 10-game hitting streaks in conference only action, with 20 in last 21 league contests, ending the 2017 season on a 13-game overall hitting streak, which started a day after his previous 13-game hitting streak was halted, finishing the season with a hit in 26 of last 27 games and 29 in 31 games. Kelley also tied for 17th in the B1G with 13 stolen bases, ranking tied for 11th in the conference only stats with six swipes.

Kelley Freshman All-American

Michigan State's Bryce Kelley was named a Collegiate Baseball Freshman All-American. Kelley became MSU's eighth Freshman All-American and second under head coach Jake Boss Jr., joining second baseman Ryan Jones in 2010. A native of Rockford, Michigan, Kelley was also on the Big Ten Conference All-Freshman team and earned MSU's Steve Garvey Most Improved Player award. Kelley led MSU with a .353 batting average overall, ranking third in the B1G. Kelley was also seventh in the B1G only stats with a .364 batting average. Kelley ended the season on a 13-game overall hitting streak, which started a day after his previous 13-game hitting streak was halted, finishing the season with a hit in 26 of last 27 games and 29 in 31 games.

A Numbers Game

In 2017, MSU's offense led the Big Ten in on-base percentage (.378), while ranking second in the B1G in batting average (.290), second in slugging percentage (.440), on-base percentage (.378), doubles (113) and stolen base attempts (123), along with ranking third in stolen bases (96). The 96 stolen bases was the second-most in school history. On the mound, an MSU pitcher has led the B1G in ERA in both overall and conference games the last two seasons. Walter Borkovich led the B1G with a 2.01 overall ERA and a 0.64 ERA in league games in 2017. Additionally, MSU has posted its top three strikeout totals in school history in the last three seasons with 409 strikeouts in 2015, 466 punchouts in 2016 and 420 in 2017.

Spartan Roster Breakdown

Michigan State's 2018 roster consists of eight seniors, six juniors, eight sophomores and 10 freshmen. The Spartan seniors include returning All-B1G honoree catcher/first baseman Chad Roskelly, along with Preseason B1G Honoree Jake Lowery, as well as pitchers Ethan Landon, Andrew Gonzalez and Keegan Baar, plus first baseman Zack McGuire, catcher Will Salter and infielder Kory Young.

Highlighting the juniors is pitcher Riley McCauley, who was a Preseason B1G Honoree, along with infielders Marty Bechina and Royce Ando, along with outfielder Dan Chmielewski. The junior class added a pair of junior college transfers in pitcher Evan Flohr and catcher Nic Lacayo.

The sophomore class is headlined by returning Freshman All-American and Preseason B1G honoree Bryce Kelley, as well as outfielder Danny Gleaves, infielder/outfielder Justin Antonic and pitchers Mitchell Tyranski, Mike Mokma, Sam Benschoter and Caleb Sleeman. A new sophomore to the Spartans' roster is junior college transfer Bailey Peterson, who will see action both at infield and outfield.

The freshmen class has three redshirt-freshmen in pitchers Mason Erla and Zac Bianucci along with outfielder Joe Stewart. The true freshmen group includes utility player Zach Iverson, along with pitcher Jesse Heikinen, infielders Ryan King, Brendan Regan and Peter Ahn, along with catchers Adam Proctor and Scott Combs.

Racking Up Awards On And Off The Field

Michigan State was recognized with the American Baseball Coaches Association (ABCA) Team Academic Excellence Award. Teams from every level of college and high school baseball were honored with the award, which recognizes teams coached by ABCA members that posted a GPA over 3.0 on a 4.0 scale for the 2016-17 academic year. In total, 221 programs were recognized with the 2016-17 ABCA Team Academic Excellence Award, including 70 high school programs and 60 teams from NCAA Division III. MSU had a 3.22 GPA this year, which is the highest in program history. The Spartans are one of two Big Ten teams on the 36-team list for NCAA Division I teams, joined by Minnesota.

Now Pitching For The Spartans...

Michigan State utilized 14 different pitchers last season, with 11 of them posting 10 or more, and five with 20+ appearances. Of those five pitchers with 20 or more appearances, two of them return in senior Jake Lowery and junior Riley McCauley. Last season, McCauley made 25 appearances, all in relief. He logged a team-leading nine saves, which ranked tied for fourth in B1G and tied for 59th in the NCAA. The nine saves tied for the third on the MSU single-season saves list (since 1986). For the season, McCauley posted a 2.10 ERA in 25.2 IP with 36 strikeouts and 14 walks. He ranked 13th in the B1G in conference only games with 33 strikeouts in league play, and also tied for third in both appearances and games in relief in conference only games with 13.

Lowery made 22 appearances including four starts, logging a 3.71 ERA in 51.0 IP. He ranked second on the MSU pitching staff and ninth in the B1G with 70 strikeouts, as well as leading the Spartans and ranking ninth in the B1G with 21 strikeouts looking. Lowery also ranked 10th in league for strikeouts in conference only games with 37 Ks, as well as tied for 11th with 11 batters struck out looking. After coming out of bullpen in his first 18 appearances, Lowery made four-straight starts to end the season.

Milestone Victories

Michigan State's 2,300th win came on Friday, Feb. 17, 2017, becoming just the fifth team in the Big Ten Conference and the 32nd team in the country with 2,300 wins. Here's a closer look of MSU's milestone wins:

1st Win	May 19, 1884
100th Win	May 26, 1905
500th Win	April 25, 1945
1,000th Win	May 13, 1972
1,500th Win	April 27, 1991
2,000th Win	April 6, 2010
2,300th Win	Feb. 17, 2017





STANDINGS & STATS

Standings	Conf.	Pct.	Overall	Pct.	Home	Away	Neutral	Last 10	Streak
Minnesota	18-4-0	.818	37-13-0	.740	17-7-0	13-6-0	7-0-0	9-1-0	W5
Purdue	17-6-0	.739	34-18-0	.654	15-5-0	11-12-0	8-1-0	8-2-0	W4
Michigan	15-8-0	.652	32-19-0	.627	18-3-0	12-13-0	2-3-0	5-5-0	L3
Illinois	15-9-0	.625	31-18-0	.633	13-9-0	12-6-0	6-3-0	6-4-0	L1
Indiana	14-9-0	.609	37-15-0	.712	21-5-0	10-9-0	6-1-0	6-4-0	W6
Iowa	13-9-0	.591	33-18-0	.647	20-6-0	9-10-0	4-2-0	7-3-0	W5
Ohio State	14-10-0	.583	34-20-0	.630	16-7-0	10-8-0	8-5-0	5-5-0	L2
Michigan State	11-12-0	.478	20-30-0	.400	10-13-0	8-12-0	2-5-0	4-6-0	W2
Maryland	9-14-0	.391	24-30-0	.444	13-13-0	9-17-0	2-0-0	5-5-0	L3
Nebraska	8-14-0	.364	24-28-0	.462	13-12-0	6-13-0	5-3-0	4-6-0	W1
Rutgers	7-16-0	.304	25-25-0	.500	12-9-0	8-14-0	5-2-0	3-7-0	L2
Northwestern	6-18-0	.250	17-32-0	.347	6-14-0	10-16-0	1-2-0	3-7-0	L2
Penn State	3-21-0	.125	15-34-0	.306	8-14-0	6-14-0	1-6-0	4-6-0	L3

*as of 5/20/18

Individual B1G Rankings

Batting

Category	Player	Rank	Number
BA	--	--	--
Slugging %	--	--	--
On-base %	--	--	--
Runs	--	--	--
Hits	--	--	--
RBI	--	--	--
Doubles	--	--	--
Triples	Chmielewski	T-4th	3
	Antonicic	T-17th	2
	Iverson	T-17th	2
HR	--	--	--
	--	--	--
Total Bases	--	--	--
Walks	--	--	--
HBP	--	--	--
Sac Bunts	Young	T-14th	5
Sac Flies	--	--	--
SB	Kelley	1st	32
	Gleaves	2nd	24
	Antonicic	T-13th	14
SB Att.	Kelley	1st	39
	Gleaves	4th	26
	Antonicic	T-12th	20

Pitching

Category	Player	Rank	Number
ERA	--	--	--
Opposing BA	Erla	7th	.226
IP	Landon	7th	81.1
Strike Outs	Landon	7th	72
	McCauley	15th	59
SO Looking	Tyranski	T-12th	18
	Erla	T-12th	18
Wins	--	--	--
Saves	McCauley	T-7th	5
	Tyranski	T-11th	4
Appearances	Tyranski	T-6th	25
	Lowery	T-9th	24
Starts	Erla	T-1st	14
	Landon	T-1st	14
G in Relief	Tyranski	T-7th	24

Fielding

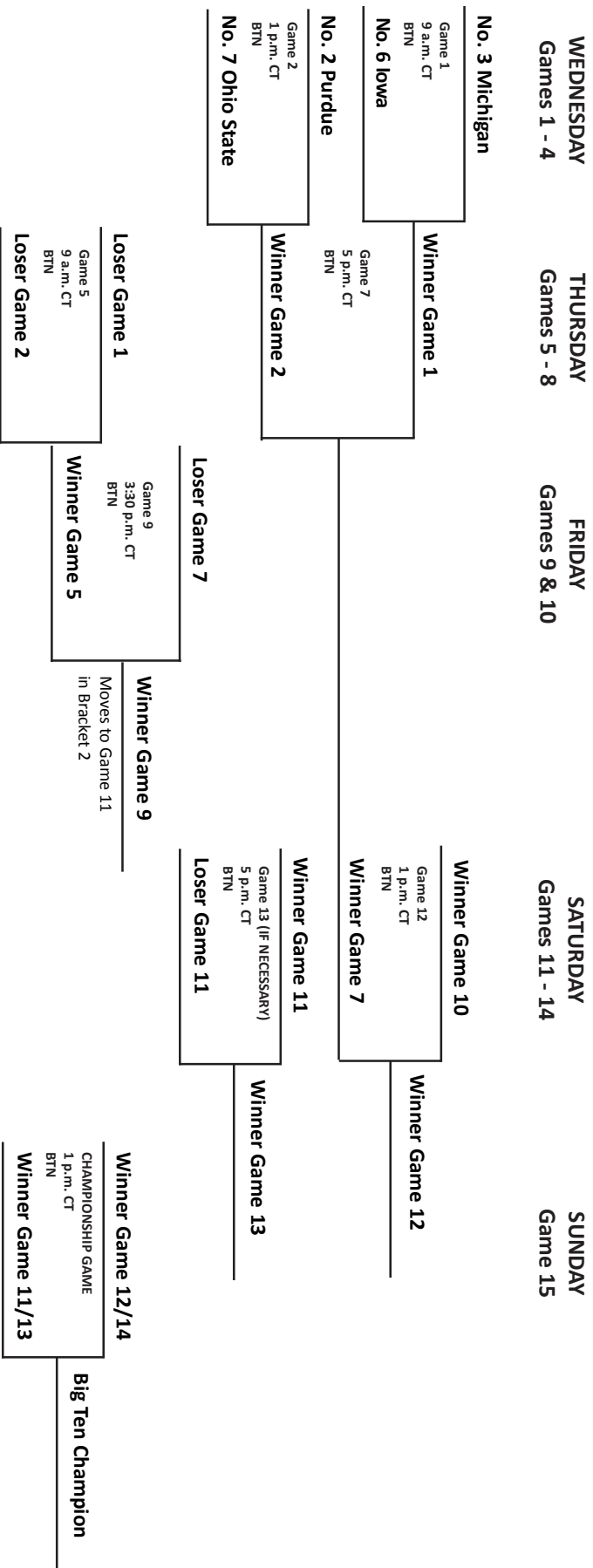
Category	Player	Rank	Number
Chances	McGuire	14th	320
Put Outs	McGuire	13th	300
Assists	--	--	--
DPs	--	--	--
CS	--	--	--

2018 Big Ten Baseball Players of the Week

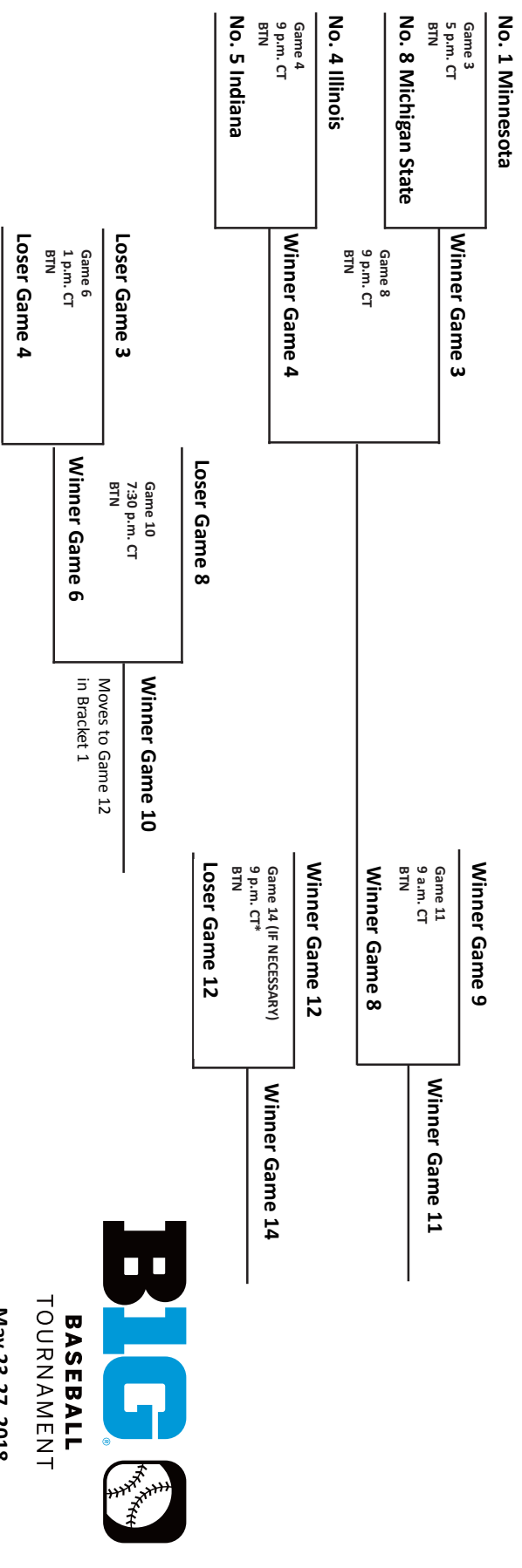
Feb. 19	PL: Jacson McGowan, Jr., PUR P: Taylor Bloom, Sr., UMD F: Eric Heatter, RUT	March 27	Co-PL: Bren Spillane, Jr., ILL Co-PL: Jonathan Engelmann, Jr., MICH Co-P: Brady Schanuel, Jr., IOWA Co-P: Hunter Parsons, Jr., UMD Co-F: Patrick Fredrickson, MINN Co-F: Harry Rutkowski, RUT	April 23	PL: Jonathan Engelmann, Jr., MICH P: Ross Learnard, Sr., PUR F: Jesse Franklin, Fr., MICH
Feb. 26	PL: Terrin Vavra, Jr., MINN P: Pauly Milto, Jr., IND F: Bo Hofstra, PUR	April 2	PL: Bren Spillane, Jr., ILL P: Quinn Lavelle, Fr., NU F: Jesse Franklin, MICH	April 30	PL: Nick Dalesandro, Jr., PUR P: Nick Allgeyer, Jr., IOWA F: Patrick Fredrickson, Fr., MINN
March 6	Co-PL: Michael Massey, So., ILL Co-PL: Matt Gorski, So., IND P: Karl Kauffmann, So., MICH F: Elijah Dunham, IND	April 9	PL: Scott Schreiber, Sr., NEB P: Patrick Fredrickson, Fr., MINN F: Patrick Fredrickson, Fr., MINN	May 7	PL: Terrin Vavra, Jr., MINN P: Patrick Fredrickson, Fr., MINN F: Patrick Fredrickson, Fr., MINN
March 13	PL: Doran Turchin, Jr., ILL P: Luis Avarado, Sr., NEB F: Mason Erla, MSU	April 16	PL: Micah Coffey, Sr., MINN PL: Jesse Franklin, Fr., MICH P: Nick Allgeyer, Jr., IOWA F: Jesse Franklin, Fr., MICH	May 14	PL: Will Watson, Sr., MD P: Jayce Vancena, Sr., MICH F: Jordan Nwogu, MICH
March 20	PL: Bren Spillane, Jr., ILL P: Jonathan Stiever, Jr., IND F: Jordan Nwogu, MICH			May 21	PL: Luke Miller, Jr., IND P: Reggie Meyer, Jr., MINN F: Max Meyer, MINN



BRACKET 1



BRACKET 2



May 23-27, 2018
 TD Ameritrade Park | Omaha, Neb.

*Moves to 5 p.m. if Game 13 does not take place



SPARTAN RECORD BOOK WATCH

Season Team Records

TEAM BATTING AVERAGE

1.	2002	344
2.	1987	333
3.	1994	328
4.	1984	326
5.	2010	325
6.	2011	318
7.	1995	316
8.	2006	315
9.	1988	311
10.	1955	308

RUNS

1.	2002	500
2.	1984	432
3.	2010	415
4.	1988	403
5.	2004	389
6.	1987	384
7.	1994	380
8.	1985	365
9.	2012	356
10.	2001	353
--	2017	335

RBI

1.	2002	456
2.	2010	379
3.	1984	377
4.	1988	371
5.	2004	354
6.	1987	336
7.	1994	334
8.	1985	326
9.	2001	324
10.	2012	318
--	2017	295

DOUBLES

1.	2002	126
2.	2011	115
3.	2010	114
4.	2017	113
5.	1994	110
6.	2004	107
7.	2016	101
	1984	101
9.	2015	99
	2001	99

HOME RUNS

1.	2002	95
2.	2004	75
3.	1994	59
	1984	59
5.	1985	57
6.	1988	54
7.	1990	49
8.	1987	47
	2017	47
10.	2015	45
	1993	45

STOLEN BASES

1.	2005	98
	2018	98
3.	2017	96
4.	2014	88
5.	2010	86
	1978	86
7.	1988	80
8.	2006	78
	1969	78
10.	2011	77
11.	2009	71
	2002	71
	1987	71
	1979	71
	1967	71

PITCHING

STRIKEOUTS

1.	2016	466
2.	2017	420
3.	2015	409
4.	2018	396
5.	2002	390
6.	2012	389
7.	1998	380
8.	2004	378
9.	2014	355
10.	2010	335
11.	2011	332
12.	1987	324

DOUBLES

1.	Blaise Salter	22	2014
	Chris McCuiston	22	2002
3.	Bob Malek	21	2002
	Jeff Holm	21	2010
5.	Mark Weist	19	2015
	Steve Johnson	19	1992
7.	Ryan Jones	18	2011
	Mike Pisani	18	2000
	Al Weston	18	1977
	Scott Ayotte	18	1994
	Travis Gulick	18	2004
--	Zack McGuire	15	2017
--	Dan Chmielewski	11	2017
--	Marty Bechina	8	2018
--	Zach Iverson	7	2018

STOLEN BASES

1.	Bryce Kelley	32	2018
2.	Brandon Hughes	30	2017
3.	Anthony Cheky	29	2014
4.	Steve Preston	27	1988
5.	Danny Gleaves	24	2018
6.	Anthony Cheky	23	2013
	Jeff Holm	23	2010
	Steve Money	23	1994
9.	Jimmy Pickens	22	2014
	Brandon Eckerle	22	2011
	Brandon Eckerle	22	2010
12.	Joe Gavel	21	1969
	Kirk Gibson	21	1978
14.	Chuck Fawcett	20	1932
	Jeff Holm	20	2011
--	Justin Antoncic	14	2018
--	Bryce Kelley	13	2017
--	Dan Chmielewski	12	2017

PITCHING APPEARANCES

1.	Walter Borkovich	30	2015
	Jeff Kinley	30	2014
3.	Anthony Misiewicz	29	2014
	Brad Lamont	29	1988
	Joe Mockbee	29	2017
6.	Dakota Mekkes	28	2016
7.	Domanick Squires	27	2001
	Walter Borkovich	27	2017
	Jake Lowery	27	2014
10.	Kimya Massey	26	1999
11.	Mitchell Tyranski	25	2018
	Joe Mockbee	25	2015
	Tony Wieber	25	2012
	Kurtis Frymier	25	2010
	Drew Mahan	25	2005
	Nolan Moody	25	2008
	Riley McCauley	25	2017
--	Jake Lowery	24	2018
--	Jake Lowery	22	2017

SAVES (Since 1986)

1.	Jeff Kinley	13	2014
2.	Mike Ericson	11	1990
3.	Riley McCauley	9	2017
	Tony Wieber	9	2012
	Domanick Squires	9	2001
6.	Tony Wieber	8	2011
	Kurtis Frymier	8	2010
	Mike Monterey	8	2007
9.	Justin Alleman	7	2013
	Chris Yens	7	1998
	Tim Crabtree	7	1992
	Brad Lamont	7	1988
	Dakota Mekkes	7	2016
--	Riley McCauley	5	2018
--	Mitchell Tyranski	5	2018



PROGRAM HISTORY

First Year of Baseball: 1884

Overall All-Time Record:

2,346-1,872-30 (.556)

Conference Titles (4): 1954, 1971, 1979, 2011

NCAA Tournament Appearances (5): 1954,

1971, 1978, 1979, 2012

College World Series Appearances (1): 1954

SCHOOL INFORMATION

Location: East Lansing, Mich.

Enrollment: 50,344

Interim President: John Engler

Interim Director of Athletics: Bill Beekman

Colors: Green (PMS 567) and White

Nickname: Spartans

Mascot: Sparty

Conference: Big Ten

Facility (Capacity): McLane Baseball Stadium

at Kobs Field (2,500)

Dimensions: LL - 340, LC - 375, C - 400, RC - 385,

RL - 302

Press Box Number: 517-353-3009

ATHLETIC COMMUNICATIONS

Baseball Contact: Zach Fisher

Office Phone: 517-355-2271

Office Fax: 517-353-9636

E-Mail Address: zfisher@ath.msu.edu

Mailing Address:

Breslin Student Events Center

534 Birch Road, Room Z-22

East Lansing, MI 48824

Website: msuspartans.com

COACHING STAFF

Head Coach: Jake Boss Jr.

Alma Mater, Year: Alma, 1993

Assistant Coach: Graham Sikes

(Catchers/Hitters/Base Running/
Recruiting Coord.)

Year at MSU: Eighth

Alma Mater, Year: Liberty, 2002

Assistant Coach: Mark Van Ameyde

(Pitching)

Year at MSU: First/Seventh Overall

Alma Mater, Year: Detroit-Mercy, 1991

Volunteer Assistant Coach: Jordan Keur*

(Outfielders)

Year at MSU: Third

Alma Mater, Year: Michigan State, 2013

* = Played at Michigan State

HEAD COACH JAKE BOSS



Jake Boss Jr. was appointed the 16th head coach in Michigan State baseball history on July 1, 2008, and has quickly become one of the most successful coaches in the program's 130-year history.

In his 10th season at MSU, Boss has compiled a 313-233 (.573) record. His 313 wins are the most over a nine-year span in program history. Five of the 10 winningest seasons in MSU history have come under Boss' direction. He has guided the Spartans to 30-win seasons in seven of the last eight years, as well as the Big Ten regular-season championship in 2011 and the NCAA Tournament in 2012. This season's trip to the B1G Tournament is the seventh in the 10 seasons under Coach Boss.

During Boss' tenure at Michigan State, MSU has had 30 selections in the Major League Baseball Draft, including four or more in each of the last three years. Four Spartans were selected in the 2017 draft: Alex Troop (ninth round, Washington), Brandon Hughes (16th round, Chicago Cubs), Nathan Witt (17th round, Los Angeles Dodgers) and Joe Mockbee (29th round, Chicago White Sox). MSU had four juniors selected in the 2016 draft: Cam Vieaux (sixth round, Pittsburgh), Jordan Zimmerman (seventh round, Los Angeles Angels), Dakota Mekkes (10th round, Chicago Cubs) and Matt Byars (24th round, Minnesota). The 2015 draft saw a school-record eight players taken: Cam Gibson (fifth round, Detroit), Ryan Krill (ninth round, New York Yankees), Anthony Misiewicz (18th round, Seattle), Cam Vieaux (19th round, Detroit), Jeff Kinley (28th round, Miami), Mick VanVossen (28th round, Washington), Blaise Salter (31st round, Detroit) and Mark Weist (37th round, San Francisco).

Under Boss' watch at MSU, players have earned All-Big Ten honors 39 times. Most recently, the Spartans had five all-league selections for the second-straight season. The 2017 season saw second baseman Dan Durkin, center fielder Brandon Hughes, designated hitter Chad Roskelly and pitcher Alex Troop all tabbed to the All-Big Ten second team list, while outfielder Bryce Kelley was named to the all-freshman team. In 2011, a school-record eight Spartans earned All-Big Ten honors. The six first-team All-Big Ten selections in 2011 were the most in program history and featured Player of the Year Jeff Holm, Pitcher of the Year Kurt Wunderlich and Big Ten batting champion Brandon Eckerle.

THE BOSS FILE

PREVIOUS COACHING EXPERIENCE: Assistant Coach at Lakeview (Mich.) High School (1994); Head Coach at Webberville (Mich.) High School (1995); Assistant Coach at Iowa Central Community College (1996-97); Assistant Coach at Eastern Michigan (1997-2004); Assistant Coach at Michigan (2005-07); Head Coach at Eastern Michigan (2008).

EDUCATION: Bachelor's degree in English from Alma in 1993; master's degree in physical education from Eastern Michigan in 2000.

PLAYING EXPERIENCE: Four-year letterwinner at Alma (1989-93).

POSTSEASON EXPERIENCE: Head Coach - 2008 NCAA Regionals, 2012 NCAA Regionals; Assistant Coach - 2003, 2005, 2006 NCAA Regionals, 2007 NCAA Super Regionals; 1996, 1997 NJCAA World Series.

Boss' Career Record - Head Coach

Year	School	Overall			Conference			Finish	Postseason
		W	L	Pct.	W	L	Pct.		
2008	Eastern Michigan	25	34	.424	15	8	.652	1st (MAC-West)	NCAA Regionals
2009	Michigan State	23	31	.426	13	11	.542	5th (Big Ten)	Big Ten Tournament
2010	Michigan State	34	19	.642	13	11	.542	T-7th (Big Ten)	-
2011	Michigan State	36	21	.632	15	9	.625	T-1st (Big Ten)	Big Ten Tournament
2012	Michigan State	37	23	.616	13	11	.541	5th (Big Ten)	NCAA Regionals
2013	Michigan State	33	17	.660	12	9	.571	7th (Big Ten)	-
2014	Michigan State	31	26	.543	11	13	.458	6th (Big Ten)	Big Ten Tournament
2015	Michigan State	34	23	.596	14	11	.619	T-3rd (Big Ten)	Big Ten Tournament
2016	Michigan State	36	20	.643	13	11	.542	6th (Big Ten)	Big Ten Tournament
2017	Michigan State	29	23	.558	10	14	.417	9th (Big Ten)	-
2018	Michigan State	20	30	.400	11	12	.478	8th (Big Ten)	Big Ten Tournament
OVERALL (11 + yrs.)		338	267	.559	140	122	.534		
MSU TOTAL (10 + yrs.)		313	233	.574	125	114	.523		

Spartans Drafted Under Boss

Player	Year	Team	Round/Pick	Player	Year	Team	Round/Pick
Eric Roof, C	2009	Detroit	18/540	Joel Fisher, C	2014	Philadelphia	23/682
Jonathan Roof, SS	2010	Texas	8/256	Cam Gibson, OF	2015	Detroit	5/160
A.J. Achter, RHP	2010	Minnesota	46/1395	Ryan Krill, 1B	2015	New York-AL	9/273
Jeff Holm, 1B	2011	Detroit	12/377	Anthony Misiewicz, LHP	2015	Seattle	18/545
Kurt Wunderlich, P	2011	Oakland	20/316	Cam Vieaux, LHP	2015	Detroit	19/580
Brandon Eckerle, OF	2011	Detroit	32/977	Jeff Kinley, RHP	2015	Miami	28/836
Blaise Salter, C*	2011	Detroit	38/1157	Mick VanVossen, RHP	2015	Washington	28/854
Ryan Krill, 1B/OF*	2011	Detroit	40/1217	Blaise Salter, DH	2015	Detroit	31/940
Jimmy Pickens, OF*	2011	Detroit	41/1247	Mark Weist, 3B	2015	San Francisco	37/1116
Mick VanVossen, P*	2011	Texas	49/1494	Cam Vieaux, LHP	2016	Pittsburgh	6/195
Torsten Boss, 3B	2012	Baltimore	8/252	Jordan Zimmerman, 1B	2016	Los Angeles-AL	7/216
Ryan Jones, 2B	2012	San Francisco	13/418	Dakota Mekkes, RHP	2016	Chicago-NL	10/314
Tony Bucciferro, RHP	2012	Chicago-NL	14/441	Matt Byars, C^	2016	Minnesota	24/723
Justin Alleman, RHP*	2012	Kansas City	18/553	Alex Troop, LHP	2017	Washington	9/283
Tony Wieber, RHP	2012	San Diego	33/1005	Brandon Hughes, OF	2017	Chicago-NL	16/495
Cam Gibson, OF*	2012	Arizona	38/1173	Nathan Witt, RHP	2017	Los Angeles-NL	17/520
David Garner, RHP	2013	Chicago-NL	7/198	Joe Mockbee, LHP	2017	Chicago-AL	29/867
Andrew Waszak, RHP	2013	Atlanta	22/673				
Jimmy Pickens, OF	2014	Cincinnati	15/455				

^ = Returned to MSU

* Drafted out of high school





2018 Michigan State Baseball
 Individual Season/Career Summary for Michigan State (as of May 20, 2018)
 (All games Sorted by Batting avg)



Record: 20-30 Home: 10-13 Away: 8-12 Neutral: 2-5 B1G: 11-12

Player	Avg	G-GS	AB	R	H	SEASON			RBI	BB	Hbp	SO	Sh	Att	Avg	G-GS	AB	R	H	CAREER			RBI	BB	Hbp	SO	Sh	Att
						2B	3B	HR												2B	3B	HR						
13 Ando, Royce	.286	16-13	42	5	12	1	0	0	5	4	0	5	5-6	.244	93-86	308	47	75	9	4	2	27	26	3	60	9-13		
1 Gleaves, Danny	.276	39-29	105	22	29	3	1	0	8	6	4	24	24-26	.291	23-18	79	22	23	6	0	1	15	8	1	24	7-10		
18 Antonic, Justin	.270	49-46	174	27	47	7	2	1	17	22	5	24	14-20	.000	9-0	2	2	0	0	0	0	0	0	1	0-0			
24 Roskelly, Chad	.268	42-37	142	18	38	4	1	5	26	8	4	21	0-1	.279	110-89	351	46	98	19	0	8	60	24	13	46	3-4		
17 Kelley, Bryce	.267	48-47	191	25	51	5	1	0	15	18	0	32	32-39	.353	41-38	156	34	55	7	3	0	21	17	0	37	13-18		
9 King, Ryan	.259	38-37	143	14	37	4	0	0	13	7	0	25	0-2															
32 Iverson, Zach	.256	42-40	156	21	40	7	2	0	13	19	0	33	3-5	.262	107-107	405	64	106	19	1	9	52	47	17	86	17-24		
2 Bechina, Marty	.250	47-45	164	25	41	8	1	6	23	17	4	29	5-5															
28 Proctor, Adam	.229	31-26	83	10	19	3	0	2	12	14	7	27	0-0															
27 Lacey, Nic	.226	24-17	62	5	14	2	0	0	6	3	3	12	1-2	.283	72-64	247	37	70	14	1	4	30	12	9	34	12-15		
21 Chmielewski, Dan	.223	43-32	139	13	31	3	3	0	13	7	3	22	10-11	.267	100-79	300	42	80	24	0	10	54	30	4	58	0-0		
55 McGuire, Zack	.219	44-43	160	22	35	3	0	6	24	15	4	37	2-2	.222	17-5	27	4	6	2	0	1	5	0	0	4	0-0		
11 Salter, Will	.150	11-7	20	1	3	0	0	0	0	0	2	5	0-0	.217	88-49	152	30	33	7	0	0	16	20	6	36	7-11		
19 Young, Kory	.146	26-15	48	5	7	0	1	0	5	4	2	11	0-2															
22 Peterson, Bailey	.143	24-13	42	2	6	2	1	0	3	11	2	16	1-3	.000	0-0	0	0	0	0	0	0	0	0	0	0	0-0		
5 Stewart, Joe	.000	2-0	2	0	0	0	0	0	0	0	0	1	0-0															
Totals	.244	50-50	1683	216	411	52	13	20	183	156	40	328	98-125															
Opponents	.259	50-50	1694	275	439	93	6	30	247	215	45	396	62-83															

(All games Sorted by Earned run avg)

Player	ERA	W-L	App	GS	CG	Sho	SEASON			H	R	ER	BB	SO	ERA	W-L	App	GS	CG	Sho	CAREER			H	R	ER	BB	SO
							Sv	IP	IP												Sv	IP	H					
32 Iverson, Zach	0.00	0-0	2	0	0	0	0	2.0	1	1	0	0	2	3.94	0-1	17	0	0	0	0	0	16.0	10	7	7	6	18	
36 Tyanski, M	2.23	2-1	25	1	0	0	5	40.1	31	19	10	15	53	3.24	7-6	65	5	0	0	3	111.0	103	45	40	33	123		
12 Lowery, Jake	2.29	4-3	24	1	0	0	2	39.1	37	16	10	9	45	7.04	0-1	2	2	0	0	0	7.2	13	8	6	4	3		
30 Erla, Mason	3.91	6-4	14	14	0	0	0	73.2	62	36	32	37	53	4.04	11-5	33	24	0	0	1	133.2	139	75	60	51	93		
7 Landon, Ethan	4.20	3-6	14	14	0	0	0	81.1	83	48	38	33	72	1.90	3-0	38	0	0	0	9	42.2	33	10	9	20	64		
4 McCauley, Riley	4.47	2-5	17	7	0	0	5	54.1	56	29	27	24	59	3.20	1-0	10	6	0	0	0	25.1	31	11	9	11	15		
44 Flohr, Evan	4.50	0-2	15	0	0	0	0	22.0	30	20	11	18	20	0.00	0-0	3	0	0	0	3.1	7	3	0	1	3			
20 Mokma, Mike	4.53	2-4	18	7	0	0	0	55.2	55	29	28	17	38	3.55	0-0	5	2	0	0	0	12.2	12	6	5	2	9		
8 Benschoter, Sam	4.82	0-2	10	2	0	0	0	18.2	21	15	10	10	15	3.13	1-4	31	7	0	0	54.2	50	25	19	18	31			
38 Sleeman, Caleb	5.57	1-1	12	0	0	0	0	21.0	20	16	13	13	21															
14 Baar, Keegan	8.53	0-0	5	0	0	0	0	6.1	9	8	6	2	2	3.69	9-7	46	24	0	0	0	139.0	142	73	57	40	80		
47 Heikinen, Jesse	10.26	0-1	10	2	0	0	0	16.2	19	21	19	16	8															
34 Gonzalez, Andrew	12.60	0-1	6	2	0	0	0	10.0	15	18	14	19	8															
Totals	4.45	20-30	50	50	0	2	12	441.1	439	275	218	215	396															
Opponents	3.41	30-20	50	50	2	1	13	443.1	411	216	168	156	328															



2018 OVERALL STATISTICS



2018 Michigan State Baseball Overall Statistics for Michigan State (as of May 19, 2018) (All games Sorted by Batting avg)



Record: 20-30 Home: 10-13 Away: 8-12 Neutral: 2-5 BIG: 11-12

Player	avg	gp-gs	ab	r	h	2b	3b	hr	rbi	tb	slg%	bb	hp	so	gdp	ob%	sf	sh	sb-att	po	a	e	fld%
13 Ando,Royce	.286	16-13	42	5	12	1	0	0	5	13	.310	4	0	5	1	.333	2	1	5-6	26	23	6	.891
1 Gleaves,Danny	.276	39-29	105	22	29	3	1	0	8	34	.324	6	4	24	1	.339	0	1	24-26	84	1	1	.988
18 Antoncic,Justin	.270	49-46	174	27	47	7	2	1	17	61	.351	22	5	24	5	.361	4	1	14-20	89	38	5	.962
24 Roskelly,Chad	.268	42-37	142	18	38	4	1	5	26	59	.415	8	4	21	2	.321	2	0	0-1	0	0	0	.000
17 Kelley,Bryce	.267	48-47	191	25	51	5	1	0	15	58	.304	18	0	32	0	.329	1	3	32-39	93	4	4	.960
9 King,Ryan	.259	38-37	143	14	37	4	0	0	13	41	.287	7	0	25	1	.289	2	4	0-2	68	86	11	.933
32 Iverson,Zach	.256	42-40	156	21	40	7	2	0	13	51	.327	19	0	33	1	.337	0	0	3-5	76	77	9	.944
2 Bechina,Marty	.250	47-45	164	25	41	8	1	6	23	69	.421	17	4	29	2	.335	0	2	5-5	49	58	6	.947
28 Proctor,Adam	.229	31-26	83	10	19	3	0	2	12	28	.337	14	7	27	1	.385	0	0	0-0	212	20	2	.991
27 Lacayo,Nic	.226	24-17	62	5	14	2	0	0	6	16	.258	3	3	12	2	.294	0	2	1-2	133	10	4	.973
21 Chmielewski,Dan	.223	43-32	139	13	31	3	3	0	13	40	.288	7	3	22	2	.275	0	3	10-11	86	1	0	1.000
55 McGuire,Zack	.219	44-43	160	22	35	3	0	6	24	56	.350	15	4	37	2	.300	1	2	2-2	300	18	2	.994
11 Salter,Will	.150	11-7	20	1	3	0	0	0	0	3	.150	0	2	5	1	.227	0	1	0-0	48	7	2	.965
19 Young,Kory	.146	26-15	48	5	7	0	1	0	5	9	.188	4	2	11	0	.236	1	5	0-2	28	32	6	.909
22 Peterson,Bailey	.143	24-13	42	2	6	2	1	0	3	10	.238	11	2	16	0	.339	1	1	1-3	14	20	6	.850
5 Stewart,Joe	.000	2-0	2	0	0	0	0	0	0	0	.000	0	0	1	1	.000	0	0	0-0	0	0	0	.000
Totals	.244	50	1683	216	411	52	13	20	183	549	.326	156	40	328	22	.321	14	26	98-125	1324	447	72	.961
Opponents	.259	50	1694	275	439	93	6	30	247	634	.374	215	45	396	28	.353	26	25	62-83	1330	521	61	.968

LOB - Team (373), Opp (406). DPs turned - Team (37), Opp (29). IBB - Team (2), Iverson,Zach 1, McGuire,Z 1, Opp (8). Picked off - Antoncic,J 2.

(All games Sorted by Earned run avg)

Player	era	w-l	app	gs	cg	sho	sv	ip	h	r	er	bb	so	2b	3b	hr	b/avg	wp	hp	bk	sfa	sha
32 Iverson,Zach	0.00	0-0	2	0	0	0/0	0	2.0	1	0	0	2	2	0	0	0	.167	0	0	0	0	0
36 Tyranski,M	2.23	2-1	25	1	0	0/1	5	40.1	31	19	10	15	53	6	0	2	.211	3	2	1	1	5
12 Lowery,Jake	2.29	4-3	24	1	0	0/2	2	39.1	37	16	10	9	45	8	0	2	.245	3	6	0	3	1
30 Erla,Mason	3.91	6-4	14	14	0	0/2	0	73.2	62	36	32	37	53	16	1	7	.226	4	5	1	3	5
7 Landon,Ethan	4.20	3-6	14	14	0	0/0	0	81.1	83	48	38	33	72	14	1	3	.262	5	8	0	3	5
4 McCauley,Riley	4.47	2-5	17	7	0	0/0	5	54.1	56	29	27	24	59	12	2	3	.268	6	7	1	2	3
44 Flohr,Evan	4.50	0-2	15	0	0	0/1	0	22.0	30	20	11	18	20	8	0	2	.330	1	1	0	1	1
20 Mokma,Mike	4.53	2-4	18	7	0	0/0	0	55.2	55	29	28	17	38	10	0	4	.261	3	4	2	3	2
8 Benschoter,Sam	4.82	0-2	10	2	0	0/0	0	18.2	21	15	10	10	15	3	0	2	.296	3	5	0	3	0
38 Sleeman,Caleb	5.57	1-1	12	0	0	0/1	0	21.0	20	16	13	13	21	6	0	1	.247	5	1	0	4	0
14 Baar,Keegan	8.53	0-0	5	0	0	0/0	0	6.1	9	8	6	2	2	3	0	2	.310	1	1	0	1	0
47 Heikkinen,Jesse	10.26	0-1	10	2	0	0/0	0	16.2	19	21	19	16	8	3	1	2	.311	2	3	0	2	3
34 Gonzalez,Andrew	12.60	0-1	6	2	0	0/0	0	10.0	15	18	14	19	8	4	1	0	.326	2	2	0	0	0
Totals	4.45	20-30	50	50	0	2/2	12	441.1	439	275	218	215	396	93	6	30	.259	38	45	5	26	25
Opponents	3.41	30-20	50	50	2	1/1	13	443.1	411	216	168	156	328	52	13	20	.244	49	40	5	14	26

PB - Team (17), Proctor,Adam 8, Lacayo,Nic 7, Salter,Will 2, Opp (7). Pickoffs - Team (7), Tyranski,M 2, McCauley,R 2, Flohr,Evan 2, Benschoter,S 1, Opp (2). SBA/ATT - Proctor,Adam (31-39), Lacayo,Nic (23-27), Landon,E (12-15), Erla,Mason (12-13), Salter,Will (8-12), Mokma,Mike (8-10), McCauley,R (5-9), Tyranski,M (5-8), Flohr,Evan (6-7), Heikkinen,J. (4-5), Sleeman,C (1-4), Gonzalez,A (4-4), Benschoter,S (3-4), Lowery,Jake (2-4).



2018 BIG ONLY STATISTICS



2018 Michigan State Baseball Conference statistics for Michigan State (as of May 19, 2018) (B1G games only Sorted by Batting avg)



Record: 11-12 Home: 6-6 Away: 5-6 B1G: 11-12

Player	avg	gp-gs	ab	r	h	2b	3b	hr	rbi	tb	slg%	bb	hp	so	gdp	ob%	sf	sh	sb-att	po	a	e	fld%
1 Gleaves,Danny	.385	20-14	52	14	20	2	1	0	4	24	.462	3	2	6	1	.439	0	1	11-12	46	1	0	1.000
24 Roskelly,Chad	.309	23-23	81	12	25	3	1	2	16	36	.444	6	3	10	2	.370	2	0	0-1	0	0	0	.000
2 Bechina,Marty	.254	21-20	71	13	18	3	0	2	9	27	.380	7	1	13	0	.329	0	2	2-2	25	21	2	.958
28 Proctor,Adam	.250	17-15	48	6	12	3	0	1	6	18	.375	9	5	15	1	.419	0	0	0-0	124	10	1	.993
11 Salter,Will	.250	3-1	4	1	1	0	0	0	0	1	.250	0	2	2	0	.500	0	0	0-0	10	2	0	1.000
17 Kelley,Bryce	.237	22-22	93	9	22	3	1	0	7	27	.290	7	0	16	0	.290	0	2	14-16	39	2	1	.976
9 King,Ryan	.231	14-14	52	6	12	2	0	0	8	14	.269	4	0	10	0	.286	0	1	0-1	26	31	5	.919
55 McGuire,Zack	.229	23-23	83	14	19	2	0	4	14	33	.398	6	4	21	1	.309	1	1	0-0	161	10	0	1.000
32 Iverson,Zach	.228	20-20	79	7	18	1	1	0	8	21	.266	5	0	15	1	.274	0	0	1-2	17	42	3	.952
18 Antoncic,Justin	.214	23-23	84	13	18	3	0	0	5	21	.250	12	3	8	2	.330	1	0	7-10	43	34	4	.951
22 Peterson,Bailey	.200	6-2	10	0	2	1	0	0	1	3	.300	1	1	3	0	.333	0	0	0-0	5	2	2	.778
19 Young,Kory	.194	17-12	36	3	7	0	1	0	5	9	.250	1	2	7	0	.250	1	3	0-2	21	22	6	.878
27 Lacayo,Nic	.174	8-7	23	3	4	1	0	0	3	5	.217	3	1	5	2	.296	0	0	0-0	52	4	3	.949
21 Chmielewski,Dan	.154	19-11	52	5	8	0	0	0	1	8	.154	2	1	3	2	.200	0	1	3-4	28	0	0	1.000
13 Ando,Royce	.000	1-0	1	0	0	0	0	0	0	0	.000	0	0	0	0	.000	0	0	0-0	0	0	0	.000
Totals	.242	23	769	106	186	24	5	9	87	247	.321	66	25	134	12	.320	5	11	38-50	603	202	33	.961
Opponents	.259	23	775	129	201	40	3	12	113	283	.365	93	14	185	12	.345	10	11	35-47	603	246	31	.965

LOB - Team (167), Opp (171). DPs turned - Team (13), Opp (14). IBB - Team (0), Opp (4).

(B1G games only Sorted by Earned run avg)

Player	era	w-l	app	gs	cg	sho	sv	ip	h	r	er	bb	so	2b	3b	hr	b/avg	wp	hp	bks	sfa	sha
12 Lowery,Jake	0.00	2-1	13	0	0	0/1	0	20.0	13	6	0	4	26	2	0	0	.183	2	3	0	0	0
8 Benschoter,Sam	0.00	0-0	5	0	0	0/0	0	6.1	5	4	0	5	7	0	0	1	.208	2	1	0	1	0
14 Baar,Keegan	0.00	0-0	2	0	0	0/0	0	1.1	0	0	0	0	0	0	0	0	.000	0	0	0	0	0
36 Tyranski,M	2.53	1-0	12	0	0	0/1	3	21.1	19	10	6	7	34	3	0	1	.232	2	1	1	0	2
38 Sleeman,Caleb	4.05	0-0	4	0	0	0/0	0	6.2	5	3	3	3	3	0	0	1	.208	1	0	0	2	0
30 Erla,Mason	4.24	3-3	8	8	0	0/1	0	40.1	38	22	19	23	29	9	1	5	.253	1	3	1	1	4
7 Landon,Ethan	5.15	3-3	8	8	0	0/0	0	43.2	48	34	25	23	35	10	0	0	.277	1	4	0	2	2
20 Mokma,Mike	5.74	1-2	7	5	0	0/0	0	31.1	33	20	20	12	19	6	0	3	.266	0	1	1	1	1
4 McCauley,Riley	6.17	1-3	11	2	0	0/0	5	23.1	24	18	16	12	26	7	2	1	.267	1	1	0	2	2
44 Flohr,Evan	6.75	0-0	5	0	0	0/0	0	6.2	16	12	5	4	6	3	0	0	.485	0	0	0	1	0
Totals	4.21	11-12	23	23	0	1/1	8	201.0	201	129	94	93	185	40	3	12	.259	10	14	3	10	11
Opponents	3.76	12-11	23	23	0	1/1	3	201.0	186	106	84	66	134	24	5	9	.242	23	25	4	5	11

PB - Team (7), Lacayo,Nic 4, Proctor,Adam 3, Opp (4). Pickoffs - Team (2), Flohr,Evan 1, Tyranski,M 1. SBA/ATT - Proctor,Adam (21-27), Lacayo,Nic (14-17), Landon,E (10-13), Mokma,Mike (7-9), Erla,Mason (6-7), Tyranski,M (4-6), McCauley,R (2-4), Lowery,Jake (2-4), Flohr,Evan (3-3), Salter,Will (0-1), Benschoter,S (1-1).



2018 RESULTS

Date	Opponent	Score	Inns	Overall	BIG	Pitcher of record	Attend	Time
Feb 16, 2018	at Fresno State	L 4-5	9	0-1-0	0-0-0	Flohr,Evan (L 0-1)	2158	3:00
Feb 17, 2018	at Fresno State-1	L 4-9	9	0-2-0	0-0-0	Lowery,Jake (L 0-1)	-	2:49
Feb 17, 2018	at Fresno State-2	L 1-2	9	0-3-0	0-0-0	Landon,E (L 0-1)	1537	2:16
Feb 18, 2018	at Fresno State	L 4-5	9	0-4-0	0-0-0	Mokma,Mike (L 0-1)	1210	2:36
Feb 23, 2018	at Pepperdine	L 1-5	9	0-5-0	0-0-0	McCauley,R (L 0-1)	325	2:40
Feb 24, 2018	at Pepperdine	w 5-2	9	1-5-0	0-0-0	Tyranski,M (W 1-0)	360	3:05
Feb 25, 2018	at Pepperdine	w 1-0	9	2-5-0	0-0-0	Erla,Mason (W 1-1)	343	2:35
Mar 02, 2018	vs Washington	L 3-4	(10)	2-6-0	0-0-0	Lowery,Jake (L 0-2)	0	3:08
Mar 03, 2018	vs #11 UCLA	L 1-4	9	2-7-0	0-0-0	Landon,E (L 0-2)	0	2:19
Mar 04, 2018	vs Arizona	w 3-2	9	3-7-0	0-0-0	Mokma,Mike (W 1-1)	0	2:49
Mar 07, 2018	vs #10 Clemson	L 7-9	9	3-8-0	0-0-0	Flohr,Evan (L 0-2)	3975	3:51
Mar 09, 2018	vs Illinois	L 4-15	9	3-9-0	0-0-0	McCauley,R (L 0-2)	519	3:38
Mar 09, 2018	vs Furman	L 2-3	9	3-10-0	0-0-0	Landon,E (L 0-3)	626	2:40
Mar 10, 2018	vs Illinois	w 4-2	9	4-10-0	0-0-0	Erla,Mason (W 2-0)	430	3:09
Mar 15, 2018	NIAGARA	w 10-1	9	5-10-0	0-0-0	McCauley,R (W 1-2)	421	2:55
Mar 16, 2018	NIAGARA	L 2-3	9	5-11-0	0-0-0	Tyranski,M (L 1-1)	701	2:33
Mar 17, 2018	NIAGARA	w 5-1	9	6-11-0	0-0-0	Erla,Mason (W 3-0)	796	2:41
Mar 18, 2018	NIAGARA	L 10-12	9	6-12-0	0-0-0	Sleeman,C (L 0-1)	1018	3:41
Mar 21, 2018	CENTRAL MICHIGAN	L 1-3	9	6-13-0	0-0-0	Heikkinen,J. (L 0-1)	534	3:08
* Mar 23, 2018	at Michigan	L 3-12	9	6-14-0	0-1-0	McCauley,R (L 1-3)	668	3:06
* Mar 24, 2018	MICHIGAN	L 1-3	9	6-15-0	0-2-0	Landon,E (L 0-4)	1207	2:52
* Mar 25, 2018	at Michigan	L 0-11	9	6-16-0	0-3-0	Erla,Mason (L 3-1)	1349	3:00
Mar 28, 2018	WESTERN MICHIGAN	L 1-6	9	6-17-0	0-3-0	Gonzalez,A (L 0-1)	544	2:36
* Mar 30, 2018	RUTGERS-1	L 4-8	9	6-18-0	0-4-0	McCauley,R (L 1-4)	-	2:54
* Mar 30, 2018	RUTGERS-2	L 4-6	9	6-19-0	0-5-0	Landon,E (L 0-5)	1117	3:42
* Apr 01, 2018	RUTGERS	w 6-0	9	7-19-0	1-5-0	Erla,Mason (W 4-1)	623	2:37
* Apr 07, 2018	NEBRASKA	w 17-5	9	8-19-0	2-5-0	Landon,E (W 1-5)	627	3:17
* Apr 08, 2018	NEBRASKA	w 5-3	9	9-19-0	3-5-0	McCauley,R (W 2-4)	1371	3:11
Apr 10, 2018	NOTRE DAME	L 7-8	9	9-20-0	3-5-0	Mokma,Mike (L 1-2)	628	3:12
Apr 13, 2018	VALPARAISO-1	w 5-4	(12)	10-20-0	3-5-0	Lowery,Jake (W 1-2)	-	3:26
Apr 13, 2018	VALPARAISO-2	L 6-7	9	10-21-0	3-5-0	Erla,Mason (L 4-2)	918	2:36
Apr 18, 2018	at Western Michigan	w 10-7	9	11-21-0	3-5-0	Sleeman,C (W 1-1)	101	3:58
* Apr 20, 2018	at Northwestern	w 5-3	9	12-21-0	4-5-0	Landon,E (W 2-5)	356	2:40
* Apr 21, 2018	at Northwestern	w 4-2	9	13-21-0	5-5-0	Erla,Mason (W 5-2)	442	2:50
* Apr 22, 2018	at Northwestern	w 6-5	9	14-21-0	6-5-0	Lowery,Jake (W 2-2)	705	3:10
Apr 25, 2018	TOLEDO	w 5-4	9	15-21-0	6-5-0	Lowery,Jake (W 3-2)	922	3:23
* Apr 27, 2018	MARYLAND	w 4-2	9	16-21-0	7-5-0	Landon,E (W 3-5)	1901	2:44
* Apr 28, 2018	MARYLAND	L 2-8	9	16-22-0	7-6-0	Erla,Mason (L 5-3)	2268	3:04
* Apr 29, 2018	MARYLAND	L 3-5	9	16-23-0	7-7-0	Mokma,Mike (L 1-3)	2321	3:40
* May 04, 2018	at Penn State	L 1-13	9	16-24-0	7-8-0	Landon,E (L 3-6)	541	2:54
* May 05, 2018	at Penn State-1	L 1-6	9	16-25-0	7-9-0	Erla,Mason (L 5-4)	-	2:48
* May 05, 2018	at Penn State-2	w 6-4	9	17-25-0	8-9-0	Lowery,Jake (W 4-2)	1088	2:54
May 09, 2018	MICHIGAN	L 2-10	9	17-26-0	8-9-0	Benschöter,S (L 0-1)	2111	2:48
* May 11, 2018	at #15 Minnesota	w 6-5	9	18-26-0	9-9-0	Tyranski,M (W 2-1)	451	3:36
* May 12, 2018	at #15 Minnesota	L 5-10	9	18-27-0	9-10-0	Lowery,Jake (L 4-3)	959	3:17
* May 13, 2018	at #15 Minnesota	L 1-3	9	18-28-0	9-11-0	Mokma,Mike (L 1-4)	886	2:44
May 15, 2018	at Central Michigan	L 2-13	9	18-29-0	9-11-0	Benschöter,S (L 0-2)	449	2:56
* May 17, 2018	OHIO STATE	L 8-10	9	18-30-0	9-12-0	McCauley,R (L 2-5)	1207	3:42
* May 18, 2018	OHIO STATE	w 6-2	9	19-30-0	10-12-0	Erla,Mason (W 6-4)	1824	2:48
* May 19, 2018	OHIO STATE	w 8-3	9	20-30-0	11-12-0	Mokma,Mike (W 2-4)	2176	2:34

* = Conference game

() extra inning game



BATTING GAME-BY-GAME

Date	Opponent	ab	r	h	rbi	2b	3b	hr	tb	bb	ibb	sb	cs	hbp	sac	sf	gdp	k	po	a	e	lob	avg
Feb 16	at Fresno State	30	4	5	3	1	0	1	9	6	0	1	0	2	0	0	2	9	25	6	2	7	.167
Feb 17	at Fresno State	32	4	6	2	1	0	0	7	6	0	2	0	1	0	1	0	10	24	9	2	9	.177
Feb 17	at Fresno State	33	1	7	1	0	0	0	7	1	0	5	0	0	1	0	0	11	24	8	1	7	.189
Feb 18	at Fresno State	33	4	8	4	1	0	2	15	2	0	1	2	1	0	0	0	10	24	10	2	5	.203
Feb 23	at Pepperdine	33	1	7	1	1	0	1	11	0	0	0	0	0	0	0	1	11	24	10	1	5	.205
Feb 24	at Pepperdine	35	5	10	4	0	1	1	15	4	0	3	0	0	1	0	1	10	27	9	0	8	.219
Feb 25	at Pepperdine	30	1	4	1	1	1	0	7	1	0	1	0	1	0	1	0	10	27	11	2	5	.208
Mar 02	vs Washington	34	3	7	2	3	0	0	10	3	1	2	2	0	2	0	0	6	30	13	0	6	.208
Mar 03	vs UCLA	31	1	5	1	0	0	1	8	0	0	0	1	0	0	0	0	8	24	11	1	3	.203
Mar 04	vs Arizona	33	3	7	3	2	0	0	9	0	0	0	0	1	1	0	0	3	27	8	1	6	.204
Mar 07	vs Clemson	41	7	14	7	2	0	0	16	5	0	1	0	2	1	0	0	8	27	12	0	15	.219
Mar 09	vs Illinois	35	4	8	3	0	0	0	8	5	0	4	0	0	0	1	1	5	27	7	2	10	.220
Mar 09	vs Furman	33	2	5	2	1	0	0	6	1	0	5	1	0	0	0	0	11	27	11	1	5	.215
Mar 10	vs Illinois	36	4	12	3	0	1	0	14	2	0	2	0	0	0	0	0	8	27	7	1	10	.224
Mar 15	NIAGARA	31	10	10	9	2	1	0	14	9	0	8	1	1	0	2	1	3	27	9	0	9	.230
Mar 16	NIAGARA	31	2	6	2	1	0	0	7	1	0	3	2	0	0	0	0	11	27	11	3	3	.228
Mar 17	NIAGARA	27	5	8	5	0	1	0	10	9	1	5	0	1	1	1	1	5	27	5	2	10	.231
Mar 18	NIAGARA	34	10	9	9	0	1	1	14	6	0	2	1	0	1	2	0	5	27	9	3	6	.233
Mar 21	CENTRAL MICHIGAN	29	1	9	1	1	1	0	12	5	0	1	0	1	3	0	2	8	27	8	0	10	.237
*Mar 23	at Michigan	31	3	6	3	1	0	0	7	6	0	4	0	1	0	0	1	7	24	10	1	8	.235
*Mar 24	MICHIGAN	36	1	6	1	0	0	0	6	1	0	3	0	1	0	0	0	5	27	7	2	10	.231
*Mar 25	at Michigan	36	0	9	0	2	0	0	11	3	0	1	0	1	0	0	0	7	24	8	2	13	.232
Mar 28	WESTERN MICHIGAN	33	1	7	1	0	0	0	7	1	0	2	0	1	0	0	0	3	27	5	2	7	.231
*Mar 30	RUTGERS	34	4	9	4	0	1	1	14	1	0	0	1	1	0	0	1	2	27	6	3	5	.233
*Mar 30	RUTGERS	32	4	6	4	2	0	0	8	3	0	2	0	2	0	0	2	7	27	14	1	6	.231
*Apr 01	RUTGERS	31	6	9	5	2	1	0	13	2	0	2	1	0	1	0	1	4	27	11	1	4	.233
*Apr 07	NEBRASKA	40	17	15	13	3	0	0	18	4	0	0	0	3	2	1	0	5	27	8	1	9	.239
*Apr 08	NEBRASKA	33	5	11	1	0	1	0	13	4	0	0	1	0	1	0	0	4	27	4	2	9	.243
Apr 10	NOTRE DAME	37	7	8	7	2	0	2	16	1	0	0	1	1	0	0	0	4	27	9	2	5	.242
Apr 13	VALPARAISO	41	5	10	5	1	0	1	14	3	0	1	1	0	1	1	0	2	36	9	2	6	.242
Apr 13	VALPARAISO	36	6	11	4	3	0	1	17	3	0	4	0	0	2	0	0	4	27	8	2	8	.244
Apr 18	at Western Michigan	44	10	15	8	2	0	0	17	6	0	4	0	0	1	0	0	9	27	11	1	14	.248
*Apr 20	at Northwestern	33	5	9	5	1	0	1	13	3	0	5	1	1	0	0	2	5	27	7	1	5	.249
*Apr 21	at Northwestern	32	4	5	4	1	0	0	6	4	0	0	0	0	0	0	0	8	27	10	1	5	.246
*Apr 22	at Northwestern	32	6	7	6	0	0	1	10	2	0	0	1	4	1	0	0	10	27	9	0	6	.245
Apr 25	TOLEDO	31	5	9	5	2	1	0	13	8	0	1	2	2	0	0	0	5	27	10	0	12	.246
*Apr 27	MARYLAND	29	4	6	4	2	0	0	8	3	0	0	0	1	1	0	1	2	27	6	1	6	.246
*Apr 28	MARYLAND	33	2	7	2	0	0	0	7	3	0	0	1	2	0	0	1	6	27	10	1	9	.245
*Apr 29	MARYLAND	32	3	6	3	1	1	0	9	6	0	1	0	0	1	1	0	7	27	8	0	10	.243
*May 04	at Penn State	34	1	4	1	0	0	0	4	1	0	0	0	1	1	0	0	9	24	11	1	9	.240
*May 05	at Penn State	29	1	3	1	0	0	0	3	5	0	1	0	2	0	1	0	6	24	9	3	9	.237
*May 05	at Penn State	34	6	10	4	2	0	0	12	1	0	6	2	0	2	0	1	8	27	5	0	4	.239
May 09	MICHIGAN	37	2	11	2	1	0	0	12	2	0	1	0	0	0	0	1	8	27	9	2	10	.240
*May 11	at Minnesota	35	6	9	5	1	0	1	13	1	0	1	0	0	0	1	0	9	27	7	1	4	.241
*May 12	at Minnesota	35	5	11	4	0	0	2	17	1	0	2	3	1	0	0	0	6	24	8	5	5	.242
*May 13	at Minnesota	32	1	4	1	0	0	0	4	2	0	1	0	1	0	0	0	6	24	10	0	7	.240
May 15	at Central Michigan	34	2	7	1	0	0	0	7	0	0	1	1	0	0	0	0	7	24	10	4	5	.239
*May 17	OHIO STATE	42	8	16	7	4	0	0	20	3	0	3	1	0	0	0	0	4	27	14	4	10	.243
*May 18	OHIO STATE	32	6	8	3	1	0	2	15	4	0	4	0	2	0	0	2	3	27	9	1	8	.243
*May 19	OHIO STATE	32	8	10	6	1	1	1	16	3	0	2	0	1	1	1	0	4	27	11	1	6	.244
Totals		1683	216	411	183	52	13	20	549	156	2	98	27	40	26	14	22	328	1324	447	72	373	.244



PITCHING GAME-BY-GAME

Date	Opponent	ip	h	r	er	bb	so	2b	3b	hr	wp	bk	hbp	dp	ibb	score	w-l	sv	era
Feb 16	at Fresno State	8.1	8	5	3	5	17	2	0	0	2	0	2	0	0	4-5	0-1	0	3.24
Feb 17	at Fresno State	8.0	18	9	9	3	6	4	1	2	1	0	2	2	0	4-9	0-2	0	6.61
Feb 17	at Fresno State	8.0	6	2	1	1	11	0	0	0	1	0	0	0	0	1-2	0-3	0	4.81
Feb 18	at Fresno State	8.0	10	5	5	1	7	3	0	1	2	0	0	0	0	4-5	0-4	0	5.01
Feb 23	at Pepperdine	8.0	12	5	5	3	9	1	0	2	0	1	1	1	0	1-5	0-5	0	5.13
Feb 24	at Pepperdine	9.0	7	2	2	1	11	1	0	0	1	0	1	0	0	5-2	1-5	0	4.56
Feb 25	at Pepperdine	9.0	2	0	0	3	7	0	0	0	0	0	0	1	0	1-0	2-5	1	3.86
Mar 02	vs Washington	10.0	13	4	4	1	5	4	0	0	2	0	2	2	0	3-4	2-6	1	3.82
Mar 03	vs UCLA	8.0	7	4	4	3	6	1	0	2	0	0	1	0	0	1-4	2-7	1	3.89
Mar 04	vs Arizona	9.0	4	2	2	3	5	2	0	0	1	0	1	0	0	3-2	3-7	1	3.69
Mar 07	vs Clemson	9.0	8	9	9	8	9	1	0	0	0	0	0	1	0	7-9	3-8	1	4.20
Mar 09	vs Illinois	9.0	14	15	15	12	10	7	0	1	3	0	3	1	0	4-15	3-9	1	5.14
Mar 09	vs Furman	9.0	8	3	3	5	6	0	1	0	1	0	0	2	0	2-3	3-10	1	4.97
Mar 10	vs Illinois	9.0	3	2	1	5	7	1	0	0	1	1	1	0	0	4-2	4-10	2	4.67
Mar 15	NIAGARA	9.0	7	1	1	3	4	2	0	0	2	0	2	3	0	10-1	5-10	2	4.42
Mar 16	NIAGARA	9.0	6	3	1	2	6	1	0	0	2	0	0	1	0	2-3	5-11	2	4.20
Mar 17	NIAGARA	9.0	6	1	1	4	12	1	0	0	0	0	1	0	0	5-1	6-11	2	4.00
Mar 18	NIAGARA	9.0	12	12	6	5	12	4	0	1	2	0	5	1	2	10-12	6-12	2	4.12
Mar 21	CENTRAL MICHIGAN	9.0	2	3	3	10	10	0	0	0	1	0	1	1	0	1-3	6-13	2	4.06
*Mar 23	at Michigan	8.0	9	12	6	6	6	3	1	2	0	0	2	1	0	3-12	6-14	2	4.18
*Mar 24	MICHIGAN	9.0	4	3	0	4	11	0	0	0	0	0	0	0	0	1-3	6-15	2	3.98
*Mar 25	at Michigan	8.0	15	11	10	4	8	4	0	1	1	0	0	1	0	0-11	6-16	2	4.28
Mar 28	WESTERN MICHIGAN	9.0	7	6	6	5	4	2	0	0	1	0	0	0	0	1-6	6-17	2	4.36
*Mar 30	RUTGERS	9.0	10	8	8	3	5	2	1	0	0	0	0	0	1	4-8	6-18	2	4.51
*Mar 30	RUTGERS	9.0	9	6	5	4	6	1	0	0	1	0	1	0	0	4-6	6-19	2	4.53
*Apr 01	RUTGERS	9.0	5	0	0	3	7	2	0	0	0	0	0	1	0	6-0	7-19	2	4.35
*Apr 07	NEBRASKA	9.0	10	5	5	5	10	1	0	1	0	0	0	0	0	17-5	8-19	3	4.38
*Apr 08	NEBRASKA	9.0	7	3	3	7	11	3	0	1	0	0	0	1	2	5-3	9-19	3	4.33
Apr 10	NOTRE DAME	9.0	11	8	7	7	8	3	0	1	1	0	0	1	0	7-8	9-20	3	4.42
Apr 13	VALPARAISO	12.0	11	4	4	5	12	2	0	2	0	0	3	1	1	5-4	10-20	3	4.36
Apr 13	VALPARAISO	9.0	10	7	6	3	5	4	0	1	0	0	0	0	0	6-7	10-21	3	4.41
Apr 18	at Western Michigan	9.0	11	7	6	7	7	3	0	1	3	0	1	1	1	10-7	11-21	4	4.46
*Apr 20	at Northwestern	9.0	7	3	2	1	11	1	0	0	0	0	1	0	0	5-3	12-21	5	4.39
*Apr 21	at Northwestern	9.0	6	2	1	2	7	2	0	0	0	0	2	1	0	4-2	13-21	6	4.29
*Apr 22	at Northwestern	9.0	10	5	5	3	10	0	0	2	0	0	1	1	0	6-5	14-21	7	4.31
Apr 25	TOLEDO	9.0	5	4	4	8	7	1	1	0	0	0	1	2	0	5-4	15-21	8	4.30
*Apr 27	MARYLAND	9.0	3	2	1	6	9	1	0	0	0	0	0	1	0	4-2	16-21	9	4.21
*Apr 28	MARYLAND	9.0	9	8	7	6	5	1	0	2	2	0	1	0	0	2-8	16-22	9	4.28
*Apr 29	MARYLAND	9.0	6	5	5	3	9	2	0	1	0	0	2	0	0	3-5	16-23	9	4.30
*May 04	at Penn State	8.0	15	13	12	3	8	5	0	0	1	0	2	1	0	1-13	16-24	9	4.51
*May 05	at Penn State	8.0	10	6	3	4	7	1	0	1	1	1	0	1	0	1-6	16-25	9	4.48
*May 05	at Penn State	9.0	8	4	4	3	8	1	0	0	0	1	0	0	0	6-4	17-25	10	4.47
May 09	MICHIGAN	9.0	14	10	9	5	5	3	0	3	0	0	2	2	0	2-10	17-26	10	4.58
*May 11	at Minnesota	9.0	12	5	4	4	12	1	0	0	0	1	0	1	0	6-5	18-26	11	4.57
*May 12	at Minnesota	8.0	10	10	2	6	7	0	1	1	1	0	0	0	0	5-10	18-27	11	4.52
*May 13	at Minnesota	8.0	8	3	3	3	6	1	0	0	1	0	0	0	0	1-3	18-28	11	4.50
May 15	at Central Michigan	8.0	16	13	7	4	3	0	0	1	1	0	1	1	0	2-13	18-29	11	4.56
*May 17	OHIO STATE	9.0	10	10	6	8	8	3	0	0	2	0	1	2	1	8-10	18-30	11	4.59
*May 18	OHIO STATE	9.0	9	2	1	4	8	2	0	0	0	0	1	1	0	6-2	19-30	12	4.52
*May 19	OHIO STATE	9.0	9	3	1	1	6	3	0	0	0	0	0	0	0	8-3	20-30	12	4.45
Totals		441.1	439	275	218	215	396	93	6	30	38	5	45	37	8	216-275	20-30	12	4.45



BULLPEN GAME-BY-GAME

Date	Opponent	W-L-S	Pitchers	Inn. Entered	IP	H	R	ER	BB	K
Feb. 16	Fresno State	0-1-0	Sleeman, Flohr (L)	7	2.0	6	4	2	3	5
Feb. 17-1	Fresno State	0-0-0	Gonzalez, Heikkinene, Benschoter	5	4.0	8	4	4	3	2
Feb. 17-2	Fresno State	0-0-0	Tyranski	7	1.1	0	0	0	1	2
Feb. 18	Fresno State	0-1-0	Mokma (L), Tyranski	6	3.0	4	1	1	0	3
Feb. 23	Pepperdine	0-0-0	Mokma	5	3.1	1	0	0	1	3
Feb. 24	Pepperdine	1-0-0	Tyranski (W)	5	4.1	1	0	0	1	5
Feb. 25	Pepperdine	0-0-1	Sleeman, Flohr, Lowery (S)	6	4.0	0	0	0	3	3
Mar. 2	Washington	0-1-0	Tyranski, Lowery (L)	7	4.0	7	3	3	1	0
Mar. 3	UCLA	0-0-0	Flohr	7	2.0	0	0	0	2	0
Mar. 4	Arizona	1-0-0	Mokma (W)	7	3.0	1	0	0	0	3
Mar. 7	Clemson	0-1-0	Sleeman, Flohr (L), Lowery, Mokma, Heikkinen	4	5.2	7	9	9	5	6
Mar. 9	Illinois	0-0-0	Gonzalez, Baar, Benschoter, Iverson	5	4.2	8	10	8	8	6
Mar. 9	Furman	0-0-0	Mokma	8	2.0	1	0	0	0	2
Mar. 10	Illinois	0-0-1	Mokma, Tyranski (S)	7	2.2	2	1	0	0	2
Mar. 15	Niagara	0-0-0	Sleeman	8	2.0	3	1	1	0	2
Mar. 16	Niagara	0-1-0	Tyranski (L), Mokma	8	2.0	1	2	0	1	0
Mar. 17	Niagara	0-0-0	Lowery	8	2.0	2	1	1	1	3
Mar. 18	Niagara	0-1-0	Flohr, Sleeman (L), Benschoter, Tyranski, Heikkinen	5	5.0	8	10	4	4	9
Mar. 21	Central Michigan	0-1-0	Heikkinen (L), Lowery, Iverson	6	4.0	2	2	2	3	4
Mar. 23	Michigan	0-0-0	Flohr, Benschoter	7	2.0	3	6	1	2	2
Mar. 24	Michigan	0-0-0	Tyranski	9	1.0	0	1	0	1	2
Mar. 25	Michigan	0-0-0	Mokma, Sleeman, Lowery	6	3.0	5	5	5	1	4
Mar. 28	Western Michigan	0-0-0	Heikkinen, Mokma, Tyranski, Lowery	2	7.1	3	0	0	2	3
Mar. 30-1	Rutgers	0-0-0	Mokma	6	3.2	3	2	2	2	2
Mar. 30-2	Rutgers	0-0-0	Sleeman, Tyranski, Lowery	7	3.0	2	1	1	3	1
Apr. 1	Rutgers	0-0-0	Tyranski, Lowery	8	2.0	1	0	0	0	1
Apr. 7	Nebraska	0-0-1	Tyranski (S)	6	4.0	3	1	1	0	9
Apr. 8	Nebraska	1-0-0	Lowery, McCauley (W)	6	4.0	3	0	0	4	7
Apr. 10	Notre Dame	0-0-0	Heikkinen, Sleeman, Flohr	5	5.0	3	3	2	4	7
Apr. 13-1	Valparaiso	1-0-0	Tyranski, McCauley, Lowery	7	5.2	7	2	2	2	6
Apr. 13-2	Valparaiso	0-0-0	Flohr, Lowery	5	5.0	2	0	0	1	5
Apr. 18	Western Michigan	1-0-1	Sleeman (W), Flohr, Mokma, Tyranski, Lowery (S)	3	7.0	7	7	3	5	6
Apr. 20	Northwestern	0-0-1	Sleeman, Tyranski (S)	8	2.0	0	0	0	0	3
Apr. 21	Northwestern	0-0-1	Lowery, McCauley (S)	7	3.0	3	1	0	0	6
Apr. 22	Northwestern	1-0-1	Tyranski, Lowery (W), McCauley (S)	7	3.0	4	2	2	1	5
Apr. 25	Toledo	1-0-1	Sleeman, Flohr, Lowery (W), Tyranski (S)	3	7.0	2	0	0	4	6
Apr. 27	Maryland	0-0-1	Lowery, Tyranski, McCauley (S)	6	4.0	0	0	0	1	5
Apr. 28	Maryland	0-0-0	Sleeman, Flohr, Benschoter, Baar	2	7.2	7	3	2	2	5
Apr. 29	Maryland	0-0-0	Lowery, Tyranski, McCauley	6	4.0	2	1	1	1	4
May 4	Penn State	0-0-0	Flohr, Benschoter, Baar	4	5.0	7	3	3	0	6
May 5-1	Penn State	0-0-0	Tyranski, Benschoter	6	3.0	5	3	1	1	2
May 5-2	Penn State	1-0-1	Lowery (W), McCauley (S)	5	5.0	3	0	0	1	7
May 9	Michigan	0-0-0	Flohr, Gonzalez, Tyranski, Heikkinen, Baar	5	5.0	8	7	7	4	4
May 11	Minnesota	1-0-1	Lowery, Tyranski (W), McCauley (S)	5	4.2	5	0	0	2	9
May 12	Minnesota	0-1-0	Lowery (L), Flohr, Benschoter	7	2.0	6	7	0	4	2
May 13	Minnesota	0-0-0	Tyranski, McCauley	6	2.2	2	1	1	1	5
May 15	Central Michigan	0-0-0	Heikkinen, Gonzalez, Baar	6	3.0	10	3	2	2	1
May 17	Ohio State	0-1-0	Lowery, McCauley (L), Flohr	6	3.2	5	7	5	4	4
May 18	Ohio State	0-0-1	Tyranski (S)	6	4.0	3	1	0	1	4
May 19	Ohio State	0-0-0	Lowery	8	2.0	3	2	0	0	2

Date	Opponent	W-L-S	Pitchers	Inn. Entered	IP	H	R	ER	BB	K
TOTAL		9-9-12		3.69 ERA	185.1	179	121	76	86	195



GAMES SUMMARY

Score by innings	1	2	3	4	5	6	7	8	9	EX	Total
Michigan State	30	28	18	19	17	19	35	35	14	1	216
Opponents	28	24	29	36	40	33	38	21	25	1	275

Record when ...

Overall	20-30	After 6 leading	17-3
Conference	11-12 trailing	3-22
Non-Conference	9-18 tied	0-5
Home games	10-13	After 7 leading	15-2
Away games	8-12 trailing	3-26
Neutral site	2-5 tied	2-2
Day games	19-25	After 8 leading	18-4
Night games	1-5 trailing	1-25
vs Left starter	7-10 tied	1-1
vs Right starter	13-20		
1-Run games	6-8	Hit 0 home runs	13-21
2-Run games	6-8	... 1 home run	6-6
5+Run games	4-11	... 2+ home runs	1-3
Extra innings	1-1		
Shutouts	2-1	Opponent 0 home runs	15-14
	 1 home run	3-10
	 2+ HRs	2-6
Scoring 0-2 runs	1-15	Made 0 errors	5-5
..... 3-5 runs	10-10 1 error	11-8
..... 6-9 runs	6-4 2+ errors	4-17
..... 10+ runs	3-1		
Opponent 0-2 runs	10-1	Opp. made 0 errors	4-12
..... 3-5 runs	9-11 1 error	10-9
..... 6-9 runs	1-9 2+ errors	6-9
..... 10+ runs	0-9		
Scored in 1st inning	9-6	Out-hit opponent	15-7
Opp. scored in 1st	7-11	Out-hit by opponent	5-20
Scores first	12-12	Hits are tied	0-3
Opp. scores first	8-18		

Record when team scores:

Runs	0	1	2	3	4	5	6	7	8	9	10+
W-L	0-1	1-9	0-5	1-3	3-6	6-1	5-1	0-2	1-1	0-0	3-1

Record when opponent scores:

Runs	0	1	2	3	4	5	6	7	8	9	10+
W-L	2-0	2-0	6-1	3-5	3-2	3-4	0-3	1-1	0-3	0-2	0-9

Record when leading after:

Inn.	1	2	3	4	5	6	7	8
W-L	5-3	9-6	9-7	13-6	15-2	17-3	15-2	18-4

Record when trailing after:

Inn.	1	2	3	4	5	6	7	8
W-L	5-9	5-13	5-15	4-20	4-23	3-22	3-26	1-25

Record when tied after:

Inn.	1	2	3	4	5	6	7	8
W-L	10-18	6-11	6-8	3-4	1-5	0-5	2-2	1-1

Current winning streak: 2

Longest winning streak: 6

Longest losing streak: 8

Home attendance : 25235 (21 dates avg = 1201)

Away attendance : 19478 (25 dates avg = 779)

Total attendance: 44713 (46 dates avg = 972)



MISCELLANEOUS STATS

Multiple Hit Games	2	3	4	5+	Total
17 Kelley,Bryce	13	4	-	-	17
9 King,Ryan	11	1	-	-	12
18 Antoncic,Justin	9	2	-	-	11
2 Bechina,Marty	6	3	-	-	9
24 Roskelly,Chad	5	3	-	-	8
21 Chmielewski,Dan	7	1	-	-	8
55 McGuire,Zack	5	3	-	-	8
32 Iverson,Zach	8	-	-	-	8
1 Gleaves,Danny	6	-	1	-	7
28 Proctor,Adam	4	-	-	-	4
13 Ando,Royce	2	-	1	-	3
19 Young,Kory	2	-	-	-	2
27 Lacayo,Nic	2	-	-	-	2
11 Salter,Will	1	-	-	-	1
22 Peterson,Bailey	1	-	-	-	1
TEAM	82	17	2	0	101

Multiple RBI Games	2	3	4	5+	Total
55 McGuire,Zack	5	1	-	1	7
2 Bechina,Marty	5	-	1	-	6
24 Roskelly,Chad	5	1	-	-	6
18 Antoncic,Justin	4	-	-	-	4
28 Proctor,Adam	2	1	-	-	3
32 Iverson,Zach	3	-	-	-	3
9 King,Ryan	1	1	-	-	2
21 Chmielewski,Dan	1	-	1	-	2
13 Ando,Royce	1	-	-	-	1
17 Kelley,Bryce	1	-	-	-	1
TEAM	28	4	2	1	35

Hitting Streaks	Longest	Current
24 Roskelly,Chad	15	-
32 Iverson,Zach	10	-
1 Gleaves,Danny	7	3
17 Kelley,Bryce	7	4
18 Antoncic,Justin	6	2
55 McGuire,Zack	6	1
2 Bechina,Marty	5	3
21 Chmielewski,Dan	5	1
9 King,Ryan	5	2
28 Proctor,Adam	3	-
27 Lacayo,Nic	3	2
13 Ando,Royce	3	-
19 Young,Kory	2	1
11 Salter,Will	1	-
22 Peterson,Bailey	1	1
10 x-Jones, Robbie	1	-

Reached Base Streaks	Longest	Current
24 Roskelly,Chad	19	-
18 Antoncic,Justin	19	4
17 Kelley,Bryce	13	4
21 Chmielewski,Dan	10	1
32 Iverson,Zach	10	10
55 McGuire,Zack	10	3
28 Proctor,Adam	9	6
1 Gleaves,Danny	8	8
2 Bechina,Marty	6	3
9 King,Ryan	6	2
13 Ando,Royce	5	-
27 Lacayo,Nic	5	4
22 Peterson,Bailey	5	1
19 Young,Kory	3	1
11 Salter,Will	2	-
10 x-Jones, Robbie	1	-



TEAM GAME HIGHS

Batting

At bats:	44	-	at Western Michigan (Apr 18, 2018)
Runs scored:	17	-	vs Nebraska (Apr 07, 2018)
Hits:	16	-	vs Ohio State (May 17, 2018)
RBI's:	13	-	vs Nebraska (Apr 07, 2018)
Doubles:	4	-	vs Ohio State (May 17, 2018)
Triples:	1	-	(13 times)
Home runs:	2	-	(4 times)
Total bases:	20	-	vs Ohio State (May 17, 2018)
Walks:	9	-	vs Niagara (Mar 15, 2018)
	9	-	vs Niagara (Mar 17, 2018)
Strikeouts:	11	-	(4 times)
Sac hits:	3	-	vs Central Michigan (Mar 21, 2018)
Sac flies:	2	-	vs Niagara (Mar 15, 2018)
	2	-	vs Niagara (Mar 18, 2018)
Stolen bases:	8	-	vs Niagara (Mar 15, 2018)
Hit by pitch:	4	-	at Northwestern (Apr 22, 2018)
Caught stealing:	3	-	at Minnesota (May 12, 2018)
Runners LOB:	15	-	vs Clemson (Mar 07, 2018 at Greenville, S.C.)
Hit into DP:	3	-	at Fresno State (Feb 16, 2018)

Fielding

Putouts:	36	-	vs Valparaiso (Apr 13, 2018)
Assists:	14	-	vs Rutgers (Mar 30, 2018)
	14	-	vs Ohio State (May 17, 2018)
Errors:	5	-	at Minnesota (May 12, 2018)
Passed balls:	3	-	at Michigan (Mar 23, 2018)
DPs turned:	3	-	vs Niagara (Mar 15, 2018)

Pitching

Innings pitched:	12.0	-	vs Valparaiso (Apr 13, 2018)
Runs allowed:	15	-	vs Illinois (Mar 09, 2018 at Greenville, S.C.)
Earned runs:	15	-	vs Illinois (Mar 09, 2018 at Greenville, S.C.)
Walks allowed:	12	-	vs Illinois (Mar 09, 2018 at Greenville, S.C.)
Strikeouts:	17	-	at Fresno State (Feb 16, 2018)
Hits allowed:	18	-	at Fresno State (Feb 17, 2018)
Doubles allowed:	7	-	vs Illinois (Mar 09, 2018 at Greenville, S.C.)
Triples allowed:	1	-	(6 times)
Homers allowed:	3	-	vs Michigan (May 09, 2018)
Wild pitches:	3	-	vs Illinois (Mar 09, 2018 at Greenville, S.C.)
	3	-	at Western Michigan (Apr 18, 2018)
Hit batters:	5	-	vs Niagara (Mar 18, 2018)



INDIVIDUAL GAME HIGHS

Batting

At bats:	6	-	Bechina,Marty vs Clemson (Mar 07, 2018 at Greenville, S.C.)
	6	-	Roskelly,Chad at Western Michigan (Apr 18, 2018)
Runs scored:	3	-	King,Ryan vs Nebraska (Apr 07, 2018)
	3	-	Antonicic,Justin vs Nebraska (Apr 07, 2018)
	3	-	Gleaves,Danny at Penn State (May 05, 2018)
Hits:	4	-	Ando,Royce vs Clemson (Mar 07, 2018 at Greenville, S.C.)
	4	-	Gleaves,Danny at Penn State (May 05, 2018)
RBI:	5	-	McGuire,Zack vs Niagara (Mar 18, 2018)
Doubles:	2	-	Bechina,Marty vs Nebraska (Apr 07, 2018)
	2	-	Gleaves,Danny at Penn State (May 05, 2018)
Triples:	1	-	(13 times)
Home runs:	1	-	(20 times)
Total bases:	6	-	(5 times)
Walks:	4	-	Iverson,Zach vs Niagara (Mar 15, 2018)
Strikeouts:	3	-	(12 times)
Sac hits:	2	-	Young,Kory vs Central Michigan (Mar 21, 2018)
Sac flies:	1	-	(14 times)
Stolen bases:	3	-	Gleaves,Danny vs Illinois (Mar 09, 2018 at Greenville, S.C.)
	3	-	Kelley,Bryce at Michigan (Mar 23, 2018)
	3	-	Gleaves,Danny at Penn State (May 05, 2018)
Hit by pitch:	2	-	Proctor,Adam at Northwestern (Apr 22, 2018)
Caught stealing:	1	-	(27 times)
Runners LOB:	7	-	Bechina,Marty vs Clemson (Mar 07, 2018 at Greenville, S.C.)
	7	-	Chmielewski,Dan vs Central Michigan (Mar 21, 2018)

Fielding

Putouts:	15	-	Proctor,Adam at Fresno State (Feb 16, 2018)
Assists:	6	-	Iverson,Zach vs Washington (Mar 02, 2018 at Minneapolis, Minn.)
	6	-	Bechina,Marty vs Rutgers (Apr 01, 2018)
	6	-	King,Ryan at Central Michigan (May 15, 2018)
Errors:	3	-	Young,Kory at Minnesota (May 12, 2018)
Passed balls:	3	-	Lacayo,Nic at Michigan (Mar 23, 2018)

Pitching

Innings pitched:	8.0	-	Landon,Ethan vs Michigan (Mar 24, 2018)
Runs allowed:	10	-	Landon,Ethan at Penn State (May 04, 2018)
Earned runs:	9	-	Landon,Ethan at Penn State (May 04, 2018)
Walks allowed:	7	-	Gonzalez,Andrew vs Central Michigan (Mar 21, 2018)
Strikeouts:	12	-	McCauley,Riley at Fresno State (Feb 16, 2018)
Hits allowed:	11	-	McCauley,Riley at Pepperdine (Feb 23, 2018)
Doubles allowed:	4	-	Landon,Ethan at Penn State (May 04, 2018)
Triples allowed:	1	-	(6 times)
Homers allowed:	2	-	(4 times)
Wild pitches:	2	-	(4 times)
Hit batters:	2	-	(6 times)



BIG INNINGS (FOUR OR MORE RUNS)

MSU

2018 Stats

Date	Opponent	Inning	Batters	R	H	E	LOB	Score
Feb. 16	Fresno State	8th	8	4	3	0	1	L, 5-4
Feb. 24	Pepperdine	6th	9	4	4	2	2	W, 5-2
Mar. 15	Niagara	2nd	9	5	2	1	1	W, 10-1
Apr. 7	Nebraska	1st	10	5	3	2	2	W, 17-5
Apr. 7	Nebraska	7th	13	9	6	2	1	W, 17-5
Apr. 10	Notre Dame	7th	10	7	5	1	0	L, 8-7
Apr. 13-2	Valparaiso	2nd	9	4	3	1	2	L, 7-6
Apr. 18	Western Michigan	3rd	10	4	4	1	3	W, 10-7
Apr. 20	Northwestern	1st	9	5	5	0	1	W, 5-3
Apr. 22	Northwestern	1st	8	4	2	0	1	W, 6-5
May 11	Minnesota	4th	9	5	6	1	1	W, 6-5
May 12	Minnesota	5th	8	4	4	1	1	L, 10-5

Big innings: 12

Record with a big inning: 7-4 (.636)

2017 Stats

Date	Opponent	Inning	Batters	R	H	E	LOB	Score
Feb. 17	Abilene Christian	6th	9	5	3	3	1	W, 9-2
Feb. 18	Abilene Christian-G2	1st	7	4	4	0	0	W, 19-7
Feb. 18	Abilene Christian-G2	2nd	10	5	6	0	2	W, 19-7
Feb. 25	UNC-Greensboro	4th	17	13	10	2	1	W, 22-16
Mar. 4	Presbyterian	6th	10	6	5	0	1	W, 10-2
Mar. 18	Richmond	5th	11	5	5	0	3	W, 13-4
Mar. 24	Illinois-G1	6th	7	4	2	0	0	W, 12-4
Mar. 25	Illinois-G2	3rd	9	5	3	1	1	W, 12-1
Mar. 26	Illinois	2nd	8	5	3	1	0	W, 17-6
Mar. 26	Illinois	5th	7	4	3	0	0	W, 17-6
Apr. 8	Fresno State-G1	5th	8	4	5	0	1	W, 10-4
Apr. 8	Fresno State-G1	6th	9	4	6	0	2	W, 10-4
Apr. 8	Fresno State-G2	2nd	9	4	4	2	2	W, 9-5
Apr. 15	Ohio State	1st	7	4	4	0	0	W, 6-5
Apr. 26	Toledo	8th	12	7	3	0	2	W, 11-1
Apr. 28	Northwestern-G1	9th	7	4	3	1	0	W, 8-1
Apr. 29	Northwestern	5th	10	6	5	0	1	W, 13-5
May 10	Eastern Michigan	5th	8	5	4	0	0	W, 11-6
May 12	Nebraska	2nd	9	5	6	0	1	W, 6-3
May 14	Nebraska	3rd	8	4	5	0	1	L, 8-7
May 18	Michigan	2nd	8	4	3	0	1	W, 6-1
May 19	Michigan	5th	7	4	3	0	0	L, 11-6

Big innings: 22

Record with a big inning: 17-2 (.895)

2016 Stats

Date	Opponent	Inning	Batters	R	H	E	LOB	Score
Feb 19	Presbyterian	2nd	11	5	5	0	3	W, 11-5
Feb. 20	Furman	4th	8	4	4	0	1	W, 15-8
Feb. 27	Corpus Christi	7th	10	5	6	0	2	W, 9-3
Feb. 28	UCF	3rd	8	5	5	0	0	W, 6-2
Mar. 8	Illinois State	7th	9	5	3	1	1	W, 15-0
Mar. 9	Florida Gulf Coast	8th	10	5	7	0	2	W, 7-6
Mar. 11	Butler	2nd	10	4	3	1	3	W, 9-2
Mar. 11	Butler	8th	9	5	5	1	1	W, 9-2
Mar. 12	Saint Joseph's	6th	9	4	5	0	2	W, 8-7
Mar. 13	North Dakota State	8th	8	4	5	1	1	W, 9-5
Mar. 18	USF	5th	9	5	5	3	1	W, 11-1
April 12	Michigan	6th	12	8	6	2	1	W, 11-5
April 15	Purdue	5th	8	4	5	0	1	W, 11-0
April 15	Purdue	8th	8	5	5	0	1	W, 11-0

Big innings: 14

Record with a big inning: 12-0 (1.000)

OPPONENTS

2018 Stats

Date	Opponent	Inning	Batters	R	H	E	LOB	Score
Mar. 7	Clemson	5th	14	9	7	0	2	L, 9-7
Mar. 9	Illinois	6th	10	5	4	0	2	L, 15-4
Mar. 18	Niagara	9th	9	4	3	0	2	L, 12-10
Mar. 23	Michigan	8th	10	6	3	1	1	L, 12-3
Mar. 25	Michigan	6th	8	4	3	1	1	L, 11-0
Mar. 28	Western Michigan	2nd	11	6	5	0	2	L, 6-1
Mar. 30-1	Rutgers	5th	8	5	5	0	0	L, 8-4
Mar. 30-2	Rutgers	4th	8	4	5	0	1	L, 6-4
Apr. 13-2	Valparaiso	4th	8	4	3	0	1	L, 7-6
Apr. 18	Western Michigan	3rd	8	4	4	0	1	W, 10-7
Apr. 28	Maryland	2nd	9	4	2	0	2	L, 8-2
Apr. 29	Maryland	5th	8	4	4	0	1	L, 5-3
May 4	Penn State	3rd	8	4	3	1	1	L, 13-1
May 4	Penn State	4th	11	7	6	0	1	L, 13-1
May 12	Minnesota	7th	13	8	8	2	2	L, 10-5
May 15	Central Michigan	7th	11	5	4	2	3	L, 13-2
May 17	Ohio State	9th	11	6	4	1	2	L, 10-8

Opponent big innings: 17

Record when opponent has a big inning: 1-15 (.063)

2017 Stats

Date	Opponent	Inning	Batters	R	H	E	LOB	Score
Feb. 25	UNC-Greensboro	7th	9	6	3	3	0	W, 22-16
Mar. 8	Clemson	5th	9	5	2	0	1	L, 9-2
Apr. 8	Fresno State-G2	3rd	8	4	6	0	2	W, 9-5
Apr. 16	Ohio State	5th	10	6	7	0	1	L, 13-8
Apr. 18	Michigan	6th	8	4	4	0	1	L, 12-4
Apr. 18	Michigan	7th	8	4	4	0	1	L, 12-4
Apr. 21	Maryland	2nd	10	6	5	0	1	L, 12-2
May 7	Iowa	9th	9	4	4	2	2	L, 9-4
May 19	Michigan	1st	8	4	3	0	1	L, 11-6

Opponent big innings: 9

Record when opponent has a big inning: 2-6 (.250)

2016 Stats

Date	Opponent	Inning	Batters	R	H	E	LOB	Score
Feb 19	Presbyterian	1st	8	4	5	0	1	W, 11-5
Feb. 20	Furman	3rd	8	4	3	1	1	W, 15-8
Mar. 9	Florida Gulf Coast	7th	11	6	4	2	2	W, 7-6
Mar. 12	Saint Joseph's	8th	8	4	4	0	1	W, 8-7
Mar. 21	USF	1st	7	4	4	0	0	L, 7-5

Opponent big innings: 5

Record when opponent has a big inning: 4-1 (.800)

Record with a big inning: 13-2 (.867)



THE LAST TIME...

MSU played a 10-inning game	March 2, 2018 vs. Washington (L, 4-3)
MSU played an 11-inning game.....	April 29, 2016 at Michigan (L, 4-3)
MSU played a 12-inning game	April 13, 2018 vs. Valparaiso (W, 5-4)
MSU played a 13-inning game.....	April 8, 2012 at Michigan (W, 10-8)
MSU played a 14-inning game.....	April 13, 2016 vs. Central Michigan (W, 7-3)
MSU played a 15-inning game.....	March 10, 2012 vs. Seton Hall (W, 4-3)

Team Offense

Scored 10-14 runs	March 18, 2018 vs. Niagara (L, 12-10)
Scored 15+ runs	April 7, 2018 vs. Nebraska (W, 17-5)
Scored 20+ runs.....	Feb. 25, 2017 at UNC Greensboro (W, 22-16)
Scored 25+ runs.....	April 4, 2010 vs. Iowa (W, 26-11)
20 Hits.....	21 hits, Feb. 25, 2017 at UNC Greensboro (W, 22-16)
5+ Home Runs.....	8, March 26, 2017 at Illinois (W, 17-6)
10 Stolen Bases.....	11, April 29, 2017 at Northwestern (W, 13-5)
Walk-Off Win	April 13, 2018 vs. Valparaiso (W, 5-4)

Individual Offense

Hit for the cycle.....	Ryan Jones, May 15, 2010 vs. Indiana (5-for-5; W, 10-4)
4-for-4	Danny Gleaves, May 5, 2018 at Penn State (W, 6-4)
5 Hits.....	Ryan Krill, April 12, 2015 vs. Northwestern (5-for-6; W, 14-3)
6 Hits.....	Brandon Eckerle, April 4, 2010 vs. Iowa (6-for-7; W, 26-11)
5 RBIs.....	Dan Durkin, April 16, 2017 vs Ohio State (2-for-4; L, 13-8)
6 RBIs.....	Ryan Krill, April 12, 2015 vs. Northwestern (5-for-6; W, 14-3)
7 RBIs.....	Brandon Hughes, March 26, 2017 at Illinois (3-for-5, 3 HR; W, 17-6)
8 RBIs.....	Bob Malek, April 19, 2000 at Detroit (3-for-3; W, 16-9)
2 home runs.....	Dan Durkin, April 16, 2017 vs Ohio State (2-for-4, 5 RBI; L, 13-8)
3 home runs.....	Brandon Hughes, March 26, 2017 at Illinois (W, 17-6)
3 stolen bases	Danny Gleaves, May 5, 2018 at Penn State (W, 6-4)
4 stolen bases.....	Danny Gleaves, Feb. 25, 2017 at UNCG (W, 22-16)

Team Defense

Turned A Triple Play.....	May 13, 2017 at Nebraska (L, 2-5)
---------------------------	-----------------------------------

Pitching

Shut out an opponent	April 1, 2018 vs. Rutgers (W, 6-0)
Shut out by an opponent	March 25, 2018 at Michigan (L, 0-11)
15 Strikeouts	17, Feb. 16, 2018 at Fresno State (L, 5-4)

Individual Pitching

No-hitter in a Big Ten game.....	Nolan Moody, April 4, 2009 vs. Northwestern (9.0 IP, 2 BB, 5 K; W, 2-0)
No-hitter in a non-conference game.....	Chase Rihtarchik, March 23, 2013 vs. Oakland (9.0 IP, 2 R, 3 BB, 3 K; W, 3-2)
One-hitter.....	Mick VanVossen, April 26, 2015 at Indiana (9.0 IP, 1 H, 3 BB, 8 K; W, 7-0)
Complete game.....	Alex Troop, March 10, 2017 at No. 10 South Carolina (8.0 IP, 3 H, 2 R, 0 BB, 12 K)
Complete game shutout.....	Cam Vieaux, April 15, 2016 at Purdue (9.0 IP, 9 H, 0 R, 0 BB, 4 K)
10-12 strikeouts.....	Jake Lowery April 28, 2017 at Northwestern (5.2 IP, 4 H, 2 R, 1 BB, 11 K)
12+ strikeouts	Riley McCauley, Feb. 16, 2018 at Fresno State (6.0 IP, 2 H, 1 R, 2 BB, 12 K)
15+ strikeouts.....	Mark Mulder, 16 vs. Campbell, March 7, 1998 (W, 6-2)

Longest Hitting Streaks in School History

33 games.....	Ryan Jones (March 6 - May 8, 2011)
24 games.....	Troy Krider (March 19 - April 29, 2005)
21 games.....	Jordan Zimmerman (March 5 - April 12, 2016)



2018 RADIO/TV ROSTER

MICHIGAN STATE

BASEBALL



1 • DANNY GLEAVES
OF • SO • R/R
6-0 • 185
Homer Glen, Ill.



2 • MARTY BECHINA
IF • JR • R/R
6-0 • 190
Chicago, Ill.



4 • RILEY MCCAULEY
RHP • JR • R/R
6-0 • 195
Sterling Heights, Mich.



5 • JOE STEWART
OF • R-FR • R/R
6-4 • 205
Portage, Mich.



7 • ETHAN LANDON
RHP • SR • R/R
6-5 • 225
Sioux Falls, S.D.



8 • SAM BENSHOTER
RHP • SO • R/R
6-3 • 195
Tecumseh, Mich.



9 • RYAN KING
IF • FR • R/R
5-8 • 140
Munster, Ill.



11 • WILL SALTER
C • SR • R/R
6-3 • 215
Bloomfield Hills, Mich.



12 • JAKE LOWERY
RHP • SR • R/R
6-3 • 220
Howell, Mich.



13 • ROYCE ANDO
IF • JR • R/R
5-11 • 190
Mississauga, Ontario



14 • KEEGAN BAAR
LHP • SR • L/L
6-4 • 210
Jenison, Mich.



16 • PETER AHN
IF • FR • L/R
6-2 • 175
Delafield, Wis.



17 • BRYCE KELLEY
OF/LHP • SO • L/L
6-2 • 200
Rockford, Mich.



18 • JUSTIN ANTONUCCI
IF • SO • R/R
6-3 • 190
Westerville, Ohio




19 • KORY YOUNG
IF • SR • R/R
6-1 • 195
Rockford, Mich.



20 • MIKE MOKMA
RHP • SO • R/R
6-7 • 240
Holland, Mich.



21 • DAN CHMIELEWSKI
OF • R-JR • R/R
6-2 • 200
Shelby Township, Mich.



22 • BAILEY PETERSON
IF/OF • SO • R/R
6-0 • 185
Grandville, Mich.



24 • CHAD ROSKELLY
C • SR • R/R
6-1 • 220
Macomb, Mich.



25 • BRENDAN REGAN
IF • FR • R/R
5-10 • 165
Northfield, Ohio



26 • ZAC BIANUCCI
LHP • R-FR • L/L
6-3 • 195
Naperville, Ill.



27 • NIC LACAYO
C • JR • R/R
5-9 • 175
Colorado Springs, Colo.



28 • ADAM PROCTOR
C • FR • L/R
6-1 • 230
St. Johns, Mich.



30 • MASON ERLA
RHP • R-FR • R/R
6-4 • 200
Cass City, Mich.



32 • ZACH IVERSON
IF/OF • FR • L/R
6-2 • 180
Charlotte, N.C.



34 • ANDREW GONZALEZ
RHP • SR • R/R
6-2 • 200
Wixom, Mich.



35 • SCOTT COMBS
C • FR • R/R
6-4 • 200
Northville, Mich.



36 • MITCHELL TYRANKSI
LHP • SO • L/L
6-2 • 215
Birmingham, Mich.



38 • CALEB SLEEMAN
RHP • SO • R/R
6-2 • 205
Alto, Mich.



44 • EVAN FLOHR
LHP • JR • L/L
6-3 • 190
Northville, Mich.



47 • JESSE HEIKKINEN
LHP • FR • L/L
6-2 • 190
Holt, Mich.



55 • ZACK MCGUIRE
IF • SR • R/R
6-3 • 215
Sterling Heights, Mich.



23 • JAKE BOSS JR.
Head Coach
10th Year



45 • GRAHAM SIKES
Assistant Coach
Eighth Year



29 • MARK VAN AMEYDE
Assistant Coach
First Year/Seventh Overall



6 • JORDAN KEUR
Volunteer Assistant
Coach
Third Year



MSU BIG TEN TOURNAMENT HISTORY

MICHIGAN STATE IN THE BIG TEN TOURNAMENT

Year (Record)	Seed	Location	Result
1983 (0-2)	-	Ann Arbor, Mich.	L - Minnesota (14-1) L - Iowa (6-2)
1984 (0-2)	-	Minneapolis, Minn.	L - Minnesota (8-7) L - Northwestern (9-4)
1988 (2-2, 2nd)	No. 3	Ann Arbor, Mich.	W - No. 2 Minnesota (10-5) W - No. 1 Michigan (4-2) L - No. 2 Minnesota (17-4) L - No. 2 Minnesota (5-3) - Champ. Game
1992 (2-2, 2nd)	No. 3	Columbus, Ohio	L - No. 2 Minnesota (5-0) W - No. 1 Ohio State (10-7) W - No. 4 Illinois (4-2) L - No. 2 Minnesota (11-5) - Champ. Game
1994 (0-2)	No. 4	Battle Creek, Mich.	L - No. 1 Ohio State (12-5) L - No. 3 Michigan (5-1)
2002 (2-2)	No. 3	Minneapolis, Minn.	L - No. 6 Northwestern (4-2) W - No. 5 Iowa (13-9) W - No. 4 Indiana (14-1) L - No. 1 Minnesota (6-0)
2004 (1-2)	No. 4	Minneapolis, Minn.	L - No. 5 Purdue (6-5) W - No. 6 Penn State (8-6) L - No. 2 Ohio State (8-3)
2009 (0-2)	No. 5	Columbus, Ohio	L - No. 4 Illinois (16-5) L - No. 6 Purdue (12-9)
2011 (2-2)	No. 2	Columbus, Ohio	W - No. 3 Purdue (7-1) L - No. 1 Illinois (4-1) W - No. 5 Minnesota (6-3) L - No. 1 Illinois (9-1) - Champ. Game
2012 (2-2)	No. 5	Columbus, Ohio	W - No. 4 Nebraska (10-9) L - No. 2 Indiana (6-4) W - No. 6 Ohio State (6-2) L - No. 2 Indiana (4-3)
2014 (2-2)	No. 6	Omaha, Nebraska	W - No. 3 Illinois (2-1) L - No. 2 Nebraska (3-2) W - No. 3 Illinois (11-2) L - No. 1 Indiana (7-4)
2015 (1-2)	No. 5	Minneapolis, Minn.	L - No. 4 Maryland (2-1) W - No. 8 Nebraska (9-7) L - No. 1 Illinois (2-0)
2016 (2-2)	No. 7	Omaha, Nebraska	W - No. 2 Nebraska (5-1) W - No. 6 Maryland (4-3) L - No. 4 Ohio State (3-2 (10)) L - No. 4 Ohio State (7-3)

All-Time	16-26
vs. Illinois	3-4
vs. Indiana	1-3
vs. Iowa	1-1
vs. Maryland	1-1
vs. Michigan	1-2
vs. Minnesota	2-6
vs. Nebraska	3-1
vs. Northwestern	0-2
vs. Ohio State	2-4
vs. Penn State	1-0
vs. Purdue	1-2



SPARTANS vs. ILLINOIS - NON CONF at GREENVILLE, S.C. (MARCH 9-10) | L, 15-4; W, 4-2



**2018 Michigan State Baseball
Overall Statistics for Michigan State (as of May 20, 2018)**
(MSU vs. Illinois Series - Non-Conf Sorted by Batting avg)



Record: 1-1 Home: 0-0 Away: 0-0 Neutral: 1-1 B1G: 0-0

Player	avg	gp-gs	ab	r	h	2b	3b	hr	rbi	tb	slg%	bb	hp	so	gdp	ob%	sf	sh	sb-att	po	a	e	fld%
1 Gleaves,Danny	.429	2-2	7	1	3	0	0	0	1	3	.429	0	0	1	0	.429	0	0	5-5	7	0	1	.875
21 Chmielewski,Dan	.400	2-2	10	1	4	0	1	0	0	6	.600	0	0	4	0	.400	0	0	0-0	6	0	0	1.000
32 Iverson,Zach	.375	2-2	8	3	3	0	0	0	0	3	.375	1	0	2	0	.444	0	0	0-0	14	1	0	1.000
13 Ando,Royce	.333	2-2	6	1	2	0	0	0	2	2	.333	1	0	1	0	.375	1	0	0-0	3	3	0	1.000
9 King,Ryan	.250	2-2	8	0	2	0	0	0	0	2	.250	0	0	0	0	.250	0	0	0-0	3	4	1	.875
2 Bechina,Marty	.250	2-2	8	1	2	0	0	0	1	2	.250	1	0	0	0	.333	0	0	0-0	2	4	0	1.000
17 Kelley,Bryce	.222	2-2	9	0	2	0	0	0	1	2	.222	0	0	3	0	.222	0	0	1-1	2	0	1	.667
28 Proctor,Adam	.200	2-2	5	0	1	0	0	0	1	1	.200	2	0	1	0	.429	0	0	0-0	14	1	0	1.000
18 Antoncic,Justin	.143	2-2	7	1	1	0	0	0	0	1	.143	2	0	1	0	.333	0	0	0-0	1	0	0	1.000
19 Young,Kory	.000	1-0	1	0	0	0	0	0	0	0	.000	0	0	0	0	.000	0	0	0-0	0	0	0	.000
11 Salter,Will	.000	1-0	1	0	0	0	0	0	0	0	.000	0	0	0	1	.000	0	0	0-0	2	0	0	1.000
Totals	.282	2	71	8	20	0	1	0	6	22	.310	7	0	13	1	.342	1	0	6-6	54	14	3	.958
Opponents	.246	2	69	17	17	8	0	1	14	28	.406	17	4	17	1	.418	1	0	4-4	51	26	4	.951

LOB - Team (20), Opp (20). DPs turned - Team (1), Opp (1).

(MSU vs. Illinois Series - Non-Conf Sorted by Earned run avg)

Player	era	w-l	app	gs	cg	sho	sv	ip	h	r	er	bb	so	2b	3b	hr	b/avg	wp	hp	bk	sfa	sha
36 Tyranski,M	0.00	0-0	1	0	0	0/0	1	1.1	1	0	0	0	1	0	0	0	.200	0	0	0	0	0
20 Mokma,Mike	0.00	0-0	1	0	0	0/0	0	1.1	1	1	0	0	1	0	0	0	.200	1	1	1	0	0
32 Iverson,Zach	0.00	0-0	1	0	0	0/0	0	1.0	0	0	0	2	2	0	0	0	.000	0	0	0	0	0
30 Erla,Mason	1.42	1-0	1	1	0	0/0	0	6.1	1	1	1	5	5	1	0	0	.050	0	0	0	0	0
4 McCauley,Riley	10.38	0-1	1	1	0	0/0	0	4.1	6	5	5	4	4	3	0	0	.316	2	0	0	0	0
8 Benschoter,Sam	20.25	0-0	1	0	0	0/0	0	1.1	2	3	3	1	3	1	0	0	.333	0	1	0	0	0
14 Baar,Keegan	27.00	0-0	1	0	0	0/0	0	1.2	5	5	5	2	1	3	0	1	.556	1	1	0	1	0
34 Gonzalez,Andrew	27.00	0-0	1	0	0	0/0	0	0.2	1	2	2	3	0	0	0	0	.500	0	1	0	0	0
Totals	8.00	1-1	2	2	0	0/0	1	18.0	17	17	16	17	17	8	0	1	.246	4	4	1	1	0
Opponents	2.65	1-1	2	2	0	0/0	0	17.0	20	8	5	7	13	0	1	0	.282	2	0	0	1	0

PB - Team (1), Salter,Will 1, Opp (1). Pickoffs - Team (1), McCauley,R 1. SBA/ATT - Proctor,Adam (4-4), Erla,Mason (2-2), Gonzalez,A (1-1), McCauley,R (1-1).

Season Series Notes

Game 1 - ILL 15, MSU 4: In the opening game of the First Pitch Invitational at Fluor Field in Greenville, S.C., home of the Greenville Drive, the Spartans were topped by the Illini, 15-4 ... After a scoreless three innings of the game, Illinois broke through with two runs in the fourth, adding three in the fifth in a five in the sixth for a 10-0 lead, before MSU plated two in the home half of the sixth ... junior right fielder Dan Chmielewski was 3-for-5 with three singles all to left field, and scoring a run. Sophomore center fielder Danny Gleaves was 2-for-3, swiping three stolen bases and scoring a run. Junior third baseman Marty Bechina was 2-for-4 with an RBI and a run scored.

Game 2 - MSU 4, ILL 2: Redshirt-freshman pitcher Mason Erla and Michigan State stymied Illinois, 4-2, snapping the Illini's seven-game win streak, in the final game of the First Pitch Invitational, played at Fluor Field, home of the Greenville Drive, in Greenville, S.C. ... Erla got help from the defense behind him, making several great plays in the field behind him, as well as at the plate, as eight of the nine players in the lineup had at least one hit ... Erla limited a high-powered Illinois offense to just one hit over 6.1 IP, striking out five, to improve to 2-0 on the season and his third-straight solid outing, and later earning B1G Freshman of the Week for his performance, which shut down a potent Illini offense, as Illinois came into the game hitting .261, including four players hitting over .300. In their first two games of the First Pitch Invitational, the Illini had scored a combined 29 runs on 29 hits. The Illini beat the Spartans, 15-4, Friday afternoon and topped Furman, 14-5, Saturday afternoon before facing MSU.





2018 Michigan State Baseball
Overall Statistics for Michigan State (as of May 20, 2018)
(MSU vs. Michigan Series Sorted by Batting avg)



Record: 0-3 Home: 0-1 Away: 0-2 B1G: 0-3

Player	avg	gp-gs	ab	r	h	2b	3b	hr	rbi	tb	slg%	bb	hp	so	gdp	ob%	sf	sh	sb-att	po	a	e	fld%
11 Salter, Will	1.000	1-0	1	0	1	0	0	0	0	1	1.000	0	0	0	0	1.000	0	0	0-0	2	0	0	1.000
1 Gleaves, Danny	.500	2-0	2	1	1	0	0	0	0	1	.500	0	0	0	0	.500	0	0	0-0	1	0	0	1.000
24 Roskelly, Chad	.333	3-3	9	0	3	1	0	0	0	4	.444	1	1	1	0	.455	0	0	0-0	0	0	0	.000
9 King, Ryan	.273	3-3	11	1	3	1	0	0	1	4	.364	1	0	1	0	.333	0	0	0-0	5	5	0	1.000
55 McGuire, Zack	.250	3-3	12	1	3	0	0	0	1	3	.250	0	0	3	0	.250	0	0	0-0	17	0	0	1.000
17 Kelley, Bryce	.250	3-3	12	1	3	0	0	0	1	3	.250	2	0	3	0	.357	0	0	5-5	3	1	0	1.000
27 Lacayo, Nic	.200	3-3	10	0	2	0	0	0	1	2	.200	1	0	2	1	.273	0	0	0-0	23	2	2	.926
32 Iverson, Zach	.200	1-1	5	0	1	1	0	0	0	2	.400	0	0	2	0	.200	0	0	0-0	2	3	0	1.000
21 Chmielewski, Dan	.133	3-3	15	0	2	0	0	0	0	2	.133	0	0	3	0	.133	0	0	1-1	6	0	0	1.000
18 Antoncic, Justin	.125	3-3	8	0	1	0	0	0	0	1	.125	2	2	1	0	.417	0	0	2-2	6	0	1	.857
2 Bechina, Marty	.111	3-2	9	0	1	0	0	0	0	1	.111	1	0	1	0	.200	0	0	0-0	2	4	1	.857
19 Young, Kory	.000	2-2	5	0	0	0	0	0	0	0	.000	1	0	0	0	.167	0	0	0-0	5	5	0	1.000
22 Peterson, Bailey	.000	1-1	3	0	0	0	0	0	0	0	.000	1	0	1	0	.250	0	0	0-0	2	0	1	.667
28 Proctor, Adam	.000	1-0	1	0	0	0	0	0	0	0	.000	0	0	1	0	.000	0	0	0-0	0	0	0	.000
Totals	.204	3	103	4	21	3	0	0	4	24	.233	10	3	19	1	.293	0	0	8-8	75	25	5	.952
Opponents	.283	3	99	26	28	7	1	3	23	46	.465	14	2	25	2	.376	2	2	8-10	81	31	3	.974

LOB - Team (31), Opp (18). DPs turned - Team (2), Opp (2).

(MSU vs. Michigan Series Sorted by Earned run avg)

Player	era	w-l	app	gs	cg	sho	sv	ip	h	r	er	bb	so	2b	3b	hr	b/avg	wp	hp	bk	sfa	sha
7 Landon, Ethan	0.00	0-1	1	1	0	0/0	0	8.0	4	2	0	3	9	0	0	0	.154	0	0	0	0	1
8 Benschoter, Sam	0.00	0-0	1	0	0	0/0	0	1.0	2	2	0	0	1	0	0	1	.400	0	1	0	0	0
36 Tyranski, M	0.00	0-0	1	0	0	0/0	0	1.0	0	1	0	1	2	0	0	0	.000	0	0	0	0	1
12 Lowery, Jake	0.00	0-0	1	0	0	0/0	0	1.0	0	0	0	0	2	0	0	0	.000	0	0	0	0	0
38 Sleeman, Caleb	5.40	0-0	1	0	0	0/0	0	1.2	2	1	1	0	1	0	0	0	.286	1	0	0	1	0
4 McCauley, Riley	7.50	0-1	1	1	0	0/0	0	6.0	6	6	5	4	4	3	1	1	.273	0	1	0	1	0
30 Erla, Mason	9.00	0-1	1	1	0	0/0	0	5.0	10	6	5	3	4	3	0	1	.417	0	0	0	0	0
44 Flohr, Evan	9.00	0-0	1	0	0	0/0	0	1.0	1	4	1	2	1	0	0	0	.200	0	0	0	0	0
20 Mokma, Mike	99.00	0-0	1	0	0	0/0	0	0.1	3	4	4	1	1	1	0	0	.750	0	0	0	0	0
Totals	5.76	0-3	3	3	0	0/0	0	25.0	28	26	16	14	25	7	1	3	.283	1	2	0	2	2
Opponents	1.33	3-0	3	3	0	1/1	0	27.0	21	4	4	10	19	3	0	0	.204	1	3	1	0	0

PB - Team (3), Lacayo, Nic 3, Opp (2). SBA/ATT - Lacayo, Nic (8-10), Landon, E (2-3), McCauley, R (2-3), Mokma, Mike (2-2), Erla, Mason (2-2).

Season Series Notes

Game 1 - UM 12, MSU 3: Earliest match-up between the Spartans and Wolverines in the storied history, and only the second series between the two to be played in March ... B1G Opener for both teams and first of home-and-away split series between the Spartans and Wolverines ... UM scored at least a run in each of first five innings, including two in first, adding six in the eighth ... The Spartans scored three runs in the top of the eighth to close to 6-3, before the Wolverines posted a six-run bottom of the inning to break the game open ... A pair of seniors, designated hitter Chad Roskelly and first baseman Zack McGuire, led Michigan State at the plate with two hits apiece, and McGuire added an RBI and a run scored.

Game 2 - UM 3, MSU 1: Michigan State had a 1-0 lead going into the ninth inning thanks to a solid outing from senior pitcher Ethan Landon, but Michigan rallied with three runs in the top of the frame to overtake MSU ... Landon tied his career-high with nine strikeouts in 8.0 IP, scattering four hits while walking three ... MSU had six hits in the game by six different players.

Game 3 - UM 11-0: Sophomore left fielder Bryce Kelley led MSU at the plate going 3-for-4, and swiping one base, as he continued to lead the Big Ten with his 16th stolen base of the season at the time ... Freshman shortstop Ryan King was 2-for-3, as the Spartans had nine hits on the day, but just couldn't get one when needed it to drive in some runs.



SPARTANS VS. NEBRASKA (APRIL 7-8) | W, 17-5; W, 5-3



2018 Michigan State Baseball
Overall Statistics for Michigan State (as of May 20, 2018)
(MSU vs. Nebraska Series Sorted by Batting avg)



Record: 2-0 Home: 2-0 Away: 0-0 B1G: 2-0

Player	avg	gp-gs	ab	r	h	2b	3b	hr	rbi	tb	slg%	bb	hp	so	gdp	ob%	sf	sh	sb-att	po	a	e	fld%
24 Roskelly, Chad	.750	2-2	8	2	6	0	0	0	0	6	.750	0	0	0	0	.750	0	0	0-0	0	0	0	.000
28 Proctor, Adam	.500	2-2	8	2	4	1	0	0	1	5	.625	1	0	1	0	.556	0	0	0-0	21	1	0	1.000
17 Kelley, Bryce	.429	2-2	7	2	3	0	1	0	2	5	.714	1	0	1	0	.500	0	1	0-0	3	0	1	.750
2 Bechina, Marty	.429	2-2	7	2	3	2	0	0	4	5	.714	0	1	0	0	.500	0	1	0-0	1	4	1	.833
55 McGuire, Zack	.375	2-2	8	1	3	0	0	0	1	3	.375	1	1	3	0	.500	0	0	0-0	10	0	0	1.000
21 Chmielewski, Dan	.286	2-2	7	3	2	0	0	0	0	2	.286	1	1	0	0	.444	0	1	0-1	7	0	0	1.000
9 King, Ryan	.222	2-2	9	3	2	0	0	0	3	2	.222	1	0	2	0	.300	0	0	0-0	5	3	1	.889
32 Iverson, Zach	.200	2-2	10	2	2	0	0	0	1	2	.200	0	0	0	0	.200	0	0	0-0	4	4	0	1.000
18 Antoncic, Justin	.125	2-2	8	3	1	0	0	0	0	1	.125	3	0	2	0	.364	0	0	0-0	3	0	0	1.000
1 Gleaves, Danny	.000	2-0	1	2	0	0	0	0	1	0	.000	0	0	0	0	.000	0	0	0-0	0	0	0	.000
19 Young, Kory	.000	1-0	0	0	0	0	0	0	1	0	.000	0	0	0	0	.000	1	0	0-0	0	0	0	.000
Totals	.356	2	73	22	26	3	1	0	14	31	.425	8	3	9	0	.435	1	3	0-1	54	12	3	.957
Opponents	.250	2	68	8	17	4	0	2	7	27	.397	12	0	21	0	.358	1	1	2-3	48	22	6	.921

LOB - Team (18), Opp (20). DPs turned - Team (1). IBB - Team (0), Opp (2).

(MSU vs. Nebraska Series Sorted by Earned run avg)

Player	era	w-l	app	gs	cg	sho	sv	ip	h	r	er	bb	so	2b	3b	hr	b/avg	wp	hp	bk	sfa	sha
12 Lowery, Jake	0.00	0-0	1	0	0	0/0	0	2.0	0	0	0	1	4	0	0	0	.000	0	0	0	0	0
4 McCauley, Riley	0.00	1-0	1	0	0	0/0	0	2.0	3	0	0	3	3	1	0	0	.375	0	0	0	0	1
36 Tyranski, M	2.25	0-0	1	0	0	0/0	1	4.0	3	1	1	1	9	1	0	1	.188	0	0	0	0	0
30 Erla, Mason	5.40	0-0	1	1	0	0/0	0	5.0	4	3	3	3	4	2	0	1	.235	0	0	0	1	0
7 Landon, Ethan	7.20	1-0	1	1	0	0/0	0	5.0	7	4	4	4	1	0	0	0	.318	0	0	0	0	0
Totals	4.00	2-0	2	2	0	0/0	1	18.0	17	8	8	12	21	4	0	2	.250	0	0	0	1	1
Opponents	6.75	0-2	2	2	0	0/0	0	16.0	26	22	12	8	9	3	1	0	.356	6	3	0	1	3

SBA/ATT - Proctor, Adam (2-3), Landon, E (2-2), Lowery, Jake (0-1).

Season Series Notes

Game 1 - MSU 17, NEB 5: Despite game-time temperatures in the low 30's, the Spartan bats were hot, erupting for five runs in the first en route to a season-high run output ... The 17 runs was the most since also scoring 17 at Illinois last season on March 26 in a 17-6 victory for MSU ... Spartans also rapped out a season-high 15 hits, led by junior third baseman Marty Bechina going 3-for-4 with four RBI, all season highs, while tying his career-high for RBI.

Game 2 - Cancelled: Series shortened to two games due to inclement weather with temps in the low 30s ... teams were scheduled to play double-header on Saturday, April 7 after the series opener on Friday, April 6 was postponed, but game two of twinbill was cancelled because of the temps.

Game 3 - MSU 5, NEB 3: Michigan State scored two runs in the bottom of the eighth to break a 3-3 tie and held on for a 5-3 victory for MSU over Nebraska ... Senior designated hitter Chad Roskelly was 3-for-4 with one run scored, while junior right fielder Dan Chmielewski and senior first baseman Zack McGuire were both 2-for-3, with Chmielewski scoring a run ... Freshman catcher Adam Proctor was 2-for-4 with a run scored ... MSU had 11 hits Sunday after a season-high 15 hits Saturday.



SPARTANS VS. MARYLAND (APRIL 27-29) | W, 4-2; L, 8-2; L, 5-3



2018 Michigan State Baseball
Overall Statistics for Michigan State (as of May 20, 2018)
(MSU vs. Maryland Series Sorted by Batting avg)



Record: 1-2 Home: 1-2 Away: 0-0 B1G: 1-2

Player	avg	gp-gs	ab	r	h	2b	3b	hr	rbi	tb	slg%	bb	hp	so	gdp	ob%	sf	sh	sb-att	po	a	e	fld%
1 Gleaves,Danny	.455	3-3	11	2	5	0	1	0	1	7	.636	1	0	2	1	.500	0	0	0-0	13	0	0	1.000
17 Kelley,Bryce	.417	3-3	12	1	5	1	0	0	1	6	.500	2	0	0	0	.500	0	0	1-1	5	0	0	1.000
2 Bechina,Marty	.222	3-3	9	3	2	0	0	0	1	2	.222	3	0	1	0	.417	0	0	0-0	2	2	0	1.000
18 Antoncic,Justin	.154	3-3	13	2	2	2	0	0	0	4	.308	1	0	1	1	.214	0	0	0-0	7	6	1	.929
19 Young,Kory	.143	3-3	7	0	1	0	0	0	2	1	.143	0	1	0	0	.250	0	2	0-1	3	3	1	.857
28 Proctor,Adam	.143	3-2	7	0	1	0	0	0	1	1	.143	1	1	2	0	.333	0	0	0-0	15	0	0	1.000
55 McGuire,Zack	.100	3-3	10	1	1	0	0	0	0	1	.100	1	1	4	0	.250	0	0	0-0	25	1	0	1.000
32 Iverson,Zach	.091	3-3	11	0	1	0	0	0	1	1	.091	1	0	2	0	.167	0	0	0-0	2	10	0	1.000
24 Roskelly,Chad	.083	3-3	12	0	1	0	0	0	2	1	.083	0	0	3	0	.077	1	0	0-0	0	0	0	.000
27 Lacayo,Nic	.000	1-1	1	0	0	0	0	0	0	0	.000	2	0	0	0	.667	0	0	0-0	9	0	0	1.000
22 Peterson,Bailey	.000	1-0	1	0	0	0	0	0	0	0	.000	0	0	0	0	.000	0	0	0-0	0	0	0	.000
21 Chmielewski,Dan	.000	1-0	0	0	0	0	0	0	0	0	.000	0	0	0	0	.000	0	0	0-0	0	0	0	.000
Totals	.202	3	94	9	19	3	1	0	9	24	.255	12	3	15	2	.309	1	2	1-2	81	24	2	.981
Opponents	.182	3	99	15	18	4	0	3	13	31	.313	15	3	23	1	.308	0	0	7-7	78	29	4	.964

LOB - Team (25), Opp (21). DPs turned - Team (1), Opp (2).

(MSU vs. Maryland Series Sorted by Earned run avg)

Player	era	w-l	app	gs	cg	sho	sv	ip	h	r	er	bb	so	2b	3b	hr	b/avg	wp	hp	bk	sfa	sha
12 Lowery,Jake	0.00	0-0	2	0	0	0/0	0	4.0	1	0	0	0	5	1	0	0	.077	0	1	0	0	0
4 McCauley,Riley	0.00	0-0	2	0	0	0/0	1	2.0	0	0	0	1	2	0	0	0	.000	0	0	0	0	0
8 Benschoter,Sam	0.00	0-0	1	0	0	0/0	0	0.2	0	0	0	1	1	0	0	0	.000	1	0	0	0	0
14 Baar,Keegan	0.00	0-0	1	0	0	0/0	0	0.1	0	0	0	0	0	0	0	0	.000	0	0	0	0	0
7 Landon,Ethan	1.80	1-0	1	1	0	0/0	0	5.0	3	2	1	5	4	1	0	0	.176	0	0	0	0	0
38 Sleeman,Caleb	2.45	0-0	1	0	0	0/0	0	3.2	2	1	1	1	2	0	0	1	.154	0	0	0	0	0
44 Flohr,Evan	3.00	0-0	1	0	0	0/0	0	3.0	5	2	1	0	2	1	0	0	.385	0	0	0	0	0
36 Tyranski,M	4.50	0-0	2	0	0	0/0	0	2.0	1	1	1	1	2	1	0	0	.143	0	0	0	0	0
20 Mokma,Mike	7.20	0-1	1	1	0	0/0	0	5.0	4	4	4	2	5	0	0	1	.200	0	1	0	0	0
30 Erla,Mason	33.75	0-1	1	1	0	0/0	0	1.1	2	5	5	4	0	0	0	1	.333	1	1	0	0	0
Totals	4.33	1-2	3	3	0	0/0	1	27.0	18	15	13	15	23	4	0	3	.182	2	3	0	0	0
Opponents	2.77	2-1	3	3	0	0/0	1	26.0	19	9	8	12	15	3	1	0	.202	4	3	0	1	2

PB - Team (2), Proctor,Adam 1, Lacayo,Nic 1, Opp (1). Pickoffs - Team (1), Flohr,Evan 1. SBA/ATT - Proctor,Adam (5-5), Landon,E (2-2), Lacayo,Nic (2-2), Erla,Mason (1-1), Lowery,Jake (1-1), Mokma,Mike (1-1), Tyranski,M (1-1), Flohr,Evan (1-1).

Season Series Notes

Game 1 - MSU 4, UMD 2: Michigan State baseball doubled up Maryland, 4-2, as the Spartans ran their season-long win streak to six games, having won 10 of their last 12 ... The Spartans were led at the plate by their three outfielders, who combined to go 4-for-9 with two RBI and two runs scored ... Sophomore center fielder Danny Gleaves led the way going 2-for-2 with an RBI and a run scored, while sophomore left fielder Bryce Kelley was 1-for-3 with an RBI and junior right fielder Marty Bechina was 1-for-4 with a run scored ... After senior starting pitcher Ethan Landon went 5.0 innings, holding the Terps to just three hits and two runs, only one earned, with four strikeouts, the Spartans tuned the game over the bullpen, who didn't allow a hit the rest of the game ... Senior Jake Lowery came on in the sixth with runners on second and third with nobody out, and got out of the jam with only one run scored ... Lowery fired two strikeouts. Sophomore Mitchell Tyranski pitched a three-up, three-down eighth inning with one strikeout, while junior Riley McCauley worked around a leadoff walk in the ninth, ringing up two strikeouts before a deep flyout to left ended the game.

Game 2 - UMD 8, MSU 2: MSU's season-long six-game win streak was halted with the loss ... Senior designated hitter Chad Roskelly was held without a hit, snapping his hitting streak at 15 games, but did reach base on a fielder's choice in the sixth inning to extend his reached base streak to 20 games,

Game 3 - UMD 5, MSU 3: The Spartans scored first, but the Terps countered with a four-run fifth inning on a grand slam home run for a 4-1 lead. Maryland added a run in the eighth for a 5-1 lead. MSU rallied with two runs in the bottom of the eighth and had a runner on third with the tying run at the plate in the bottom of the ninth, but a foul out ended the game ... Sophomore left fielder Bryce Kelley was 2-for-4 and had a stolen base, his B1G leading 25th of the season.



SPARTANS AT NO. 16 MINNESOTA (MAY 11-13 | W, 6-5; L, 10-5; L 3-1



2018 Michigan State Baseball
Overall Statistics for Michigan State (as of May 20, 2018)
(MSU vs. Minnesota Series Sorted by Batting avg)



Record: 1-2 Home: 0-0 Away: 1-2 BIG: 1-2

Player	avg	gp-gs	ab	r	h	2b	3b	hr	rbi	tb	slg%	bb	hp	so	gdp	ob%	sf	sh	sb-att	po	a	e	fld%
24 Roskelly, Chad	.417	3-3	12	3	5	0	0	1	3	8	.667	0	0	2	0	.417	0	0	0-0	0	0	0	.000
2 Bechina, Marty	.333	3-3	12	3	4	1	0	2	3	11	.917	0	0	3	0	.333	0	0	0-0	3	0	0	1.000
19 Young, Kory	.333	3-3	9	0	3	0	0	0	1	3	.333	0	1	4	0	.400	0	0	0-1	7	7	3	.824
32 Iverson, Zach	.273	3-3	11	1	3	0	0	0	1	3	.273	1	0	3	0	.333	0	0	0-1	2	4	0	1.000
28 Proctor, Adam	.222	3-3	9	1	2	0	0	0	0	2	.222	3	0	2	0	.417	0	0	0-0	25	4	0	1.000
17 Kelley, Bryce	.214	3-3	14	1	3	0	0	0	0	3	.214	0	0	3	0	.214	0	0	1-2	8	1	0	1.000
1 Gleaves, Danny	.182	3-3	11	2	2	0	0	0	0	2	.182	0	1	2	0	.250	0	0	2-2	11	1	0	1.000
18 Antoncic, Justin	.167	3-3	12	1	2	0	0	0	1	2	.167	0	0	0	0	.167	0	0	1-1	3	5	0	1.000
55 McGuire, Zack	.000	3-3	11	0	0	0	0	0	1	0	.000	0	0	2	0	.000	1	0	0-0	16	1	0	1.000
21 Chmielewski, Dan	.000	1-0	1	0	0	0	0	0	0	0	.000	0	0	0	0	.000	0	0	0-0	0	0	0	.000
Totals	.235	3	102	12	24	1	0	3	10	34	.333	4	2	21	0	.275	1	0	4-7	75	25	6	.943
Opponents	.309	3	97	18	30	2	1	1	16	37	.381	13	0	25	1	.381	3	3	9-12	81	34	3	.975

LOB - Team (16), Opp (23). DPs turned - Team (1).

(MSU vs. Minnesota Series Sorted by Earned run avg)

Player	era	w-l	app	gs	cg	sho	sv	ip	h	r	er	bb	so	2b	3b	hr	b/avg	wp	hp	bk	sfa	sha
4 McCauley, Riley	0.00	0-0	2	0	0	0/0	1	2.2	2	0	0	0	5	1	0	0	.222	0	0	0	0	0
8 Benschoter, Sam	0.00	0-0	1	0	0	0/0	0	1.1	2	2	0	3	2	0	0	0	.333	1	0	0	1	0
12 Lowery, Jake	0.00	0-1	2	0	0	0/0	0	0.2	3	2	0	2	0	0	0	0	.750	0	0	0	0	0
44 Flohr, Evan	0.00	0-0	1	0	0	0/0	0	0.1	2	3	0	1	0	0	0	0	1.000	0	0	0	1	0
36 Tyranski, M	2.08	1-0	2	0	0	0/0	0	4.1	4	1	1	1	9	0	0	0	.250	1	0	1	0	1
30 Erla, Mason	3.00	0-0	1	1	0	0/0	0	6.0	4	3	2	2	5	0	1	1	.190	0	0	0	0	2
20 Mokma, Mike	3.38	0-1	1	1	0	0/0	0	5.1	6	2	2	2	1	0	0	0	.300	0	0	0	0	0
7 Landon, Ethan	8.31	0-0	1	1	0	0/0	0	4.1	7	5	4	2	3	1	0	0	.368	0	0	0	1	0
Totals	3.24	1-2	3	3	0	0/0	1	25.0	30	18	9	13	25	2	1	1	.309	2	0	1	3	3
Opponents	3.33	2-1	3	3	0	0/0	1	27.0	24	12	10	4	21	1	0	3	.235	0	2	0	1	0

SBA/ATT - Proctor, Adam (9-12), Landon, E (3-4), Mokma, Mike (1-3), Flohr, Evan (2-2), Benschoter, S (1-1), Tyranski, M (1-1), Lowery, Jake (1-1).

Season Series Notes

Game 1 - MSU 6, No. 16 MINN 5: A solo home run from Marty Bechina in the sixth inning and shutdown pitching out of the bullpen by Mitchell Tyranski and Riley McCauley boosted Michigan State to a 6-5 win over No. 16 Minnesota ... Bechina's home run broke a 5-5 tie in the sixth before Tyranski and McCauley shut down the Gophers, combining to chalk up nine strikeouts in 4.1 IP ... Tyranski went 2.1 innings, firing six strikeouts while not walking any and scattering three hits to earn the win ... McCauley pitched the final two innings, yielding just one hit while chalking up three strikeouts and got a key double play, as Antoncic fielded a chopper, tagged the runner and flipped to McGuire at first to complete the twin killing to end the game and earn the save for McCauley.

Game 2 - No. 16 MINN 10, MSU 5: MSU had a 4-0 lead in the fourth inning after a home run by junior right fielder Marty Bechina and a bases-loaded clearing hit by senior designated hitter Chad Roskelly ... However, the Gophers rallied in the second half of the game and overtook the Spartans for the win, boosted by eight runs in the 7th, as MSU committed two costly errors.

Game 3 - No. 16 MINN 3, MSU 1: The Gophers captured the series by winning the finale, which opened as a pitchers' duel, with the first two innings were three-up and three-down for both sides, as sophomore starting pitcher Mike Mokma was solid on the mound for MSU.



SPARTANS VS. OHIO STATE (MAY 17-19) | L, 10-8; W, 6-2; W, 8-3



**2018 Michigan State Baseball
Overall Statistics for Michigan State (as of May 20, 2018)
(MSU vs. Ohio State Series Sorted by Batting avg)**



Record: 2-1 Home: 2-1 Away: 0-0 B1G: 2-1

Player	avg	gp-gs	ab	r	h	2b	3b	hr	rbi	tb	slg%	bb	hp	so	gdp	ob%	sf	sh	sb-att	po	a	e	fld%
22 Peterson,Bailey	1.000	1-0	1	0	1	0	0	0	1	1	1.000	0	0	0	0	1.000	0	0	0-0	0	0	0	.000
1 Gleaves,Danny	.500	2-2	6	2	3	0	0	0	0	3	.500	1	0	0	0	.571	0	0	2-2	6	0	0	1.000
2 Bechina,Marty	.455	3-3	11	4	5	0	0	0	0	5	.455	2	0	2	0	.538	0	0	1-1	9	0	0	1.000
17 Kelley,Bryce	.429	3-3	14	1	6	2	0	0	2	8	.571	0	0	2	0	.429	0	1	4-4	5	0	0	1.000
28 Proctor,Adam	.375	3-3	8	3	3	1	0	1	3	7	.875	3	2	1	0	.615	0	0	0-0	23	1	1	.960
32 Iverson,Zach	.364	3-3	11	2	4	0	0	0	2	4	.364	2	0	1	0	.462	0	0	0-0	0	10	1	.909
55 McGuire,Zack	.250	3-3	12	3	3	0	0	1	2	6	.500	1	0	3	0	.308	0	0	0-0	25	3	0	1.000
24 Roskelly,Chad	.250	3-3	12	3	3	1	0	1	2	7	.583	0	1	0	0	.308	0	0	0-1	0	0	0	.000
19 Young,Kory	.250	3-2	8	2	2	0	1	0	1	4	.500	0	0	0	0	.250	0	0	0-0	5	4	1	.900
9 King,Ryan	.250	1-1	4	0	1	1	0	0	1	2	.500	0	0	0	0	.250	0	0	0-0	3	2	1	.833
18 Antoncic,Justin	.167	3-3	12	2	2	1	0	0	2	3	.250	1	0	2	0	.214	1	0	1-1	2	10	1	.923
21 Chmielewski,Dan	.143	3-1	7	0	1	0	0	0	0	1	.143	0	0	0	2	.143	0	0	1-1	1	0	0	1.000
Totals	.321	3	106	22	34	6	1	3	16	51	.481	10	3	11	2	.392	1	1	9-10	81	34	6	.950
Opponents	.262	3	107	15	28	8	0	0	11	36	.336	13	2	22	3	.352	0	1	2-3	75	31	5	.955

LOB - Team (24), Opp (27). DPs turned - Team (3), Opp (3). IBB - Team (0), Opp (1).

(MSU vs. Ohio State Series Sorted by Earned run avg)

Player	era	w-l	app	gs	cg	sho	sv	ip	h	r	er	bb	so	2b	3b	hr	b/avg	wp	hp	bks	sfa	sha
12 Lowery,Jake	0.00	0-0	2	0	0	0/0	0	4.2	4	3	0	1	6	0	0	0	.211	1	0	0	0	0
36 Tyranski,M	0.00	0-0	1	0	0	0/0	1	4.0	3	1	0	1	4	1	0	0	.200	0	0	0	0	0
44 Flohr,Evan	0.00	0-0	1	0	0	0/0	0	0.2	2	0	0	1	0	1	0	0	.667	0	0	0	0	0
20 Mokma,Mike	1.29	1-0	1	1	0	0/0	0	7.0	6	1	1	1	4	3	0	0	.222	0	0	0	0	0
7 Landon,Ethan	1.69	0-0	1	1	0	0/0	0	5.1	5	3	1	4	4	2	0	0	.250	0	1	0	0	0
30 Erla,Mason	1.80	1-0	1	1	0	0/0	0	5.0	6	1	1	3	4	1	0	0	.316	0	1	0	0	0
4 McCauley,Riley	99.00	0-1	1	0	0	0/0	0	0.1	2	6	5	2	0	0	0	0	.500	1	0	0	0	1
Totals	2.67	2-1	3	3	0	0/0	1	27.0	28	15	8	13	22	8	0	0	.262	2	2	0	0	1
Opponents	6.48	1-2	3	3	0	0/0	0	25.0	34	22	18	10	11	6	1	3	.321	4	3	1	1	1

PB - Team (1), Proctor,Adam 1. SBA/ATT - Proctor,Adam (2-3), Mokma,Mike (1-1), Erla,Mason (0-1), Landon,E (1-1).

Season Series Notes

Game 1 - OSU 10, MSU 8: Michigan State's ninth-inning rally came up inches short in the opening game of the series in a dramatic, back-and-forth ballgame ... The Spartans rallied from a 10-5 deficit entering the bottom of the ninth, closing to 10-8 with three runs and had two on with the winning run at the plate, but freshman catcher Adam Proctor's fly ball to right field was caught at the wall at the top of the berm by OSU right fielder Dominic Canzone to end the game ... MSU rapped out a season-high 16 hits for a solid offensive outing, led by freshman third baseman Zach Iverson going 2-for-5 with two RBI and a run scored, one of six different Spartans with multi hits ... Michigan State led 5-4 before Ohio State plated six runs in the top of the ninth, taking advantage of an MSU error and stringing together four hits in the inning ... OSU brought in its closer, reliever Seth Kinker, to open the ninth, who entered the weekend leading the Big Ten with a 1.15 ERA and sharing the league-lead with 13 saves, but the Spartans rallied.

Game 2 - MSU 6, OSU 2: Michigan State got a pair of home runs from Chad Roskelly and Adam Proctor combined with solid pitching from Mason Erla and Mitchell Tyranski to boost the Spartans to a 6-2 victory ... Sophomore outfielder Bryce Kelley broke the MSU single-season stolen base record with his 31st of the season, swiping third base in the seventh inning, and breaking former teammate Brandon Hughes' record of 30 stolen bases, set just last season.

Game 3 - MSU 8, OSU 3: Michigan State baseball clinched the No. 8 spot in the B1G Tournament with an 8-3 victory for MSU over Ohio State, completing the Spartans' Senior Day celebrations ... Prior to the game the Spartans honored their seniors, then the Spartans got key contributions from them, as senior first baseman Zack McGuire belted a two-run home run, his sixth home run of the season and all six have been of the two-run variety, while fellow senior, shortstop Kory Young smacked not only his first triple of the season but of his career and it came in his final at bat at McLane Stadium at Kobs Field ... Senior relief pitcher Jake Lowery pitched the final two innings, chalking up two strikeouts, to secure the win for sophomore starter Mike Mokma, who went a career-high 7.0 IP with four Ks and allowing just one run.





2018 Michigan State Baseball Michigan State at #15 Minnesota

May 11, 2018 at Minneapolis, Minn. (Siebert Field)



Michigan State 6 (18-26,9-9 Big Ten)

Player	ab	r	h	rbi
Kelley, Bryce lf	5	0	0	0
Gleaves, Danny cf	4	1	1	0
Roskelly, Chad dh	4	1	1	0
Antoncic, Justin 2b	4	1	2	1
Iverson, Zach 3b	4	1	1	0
McGuire, Zack 1b	3	0	0	1
Bechina, Marty rf	4	2	2	2
Proctor, Adam c	3	0	1	0
Young, Kory ss	4	0	1	1
Landon, Ethan p	0	0	0	0
Lowery, Jake p	0	0	0	0
Tyranski, M p	0	0	0	0
McCauley, Riley p	0	0	0	0
Totals	35	6	9	5

Minnesota 5 (32-13,14-4 Big Ten)

Player	ab	r	h	rbi
Pettersen 2b	4	2	1	0
Mezzenga lf	4	0	3	1
Vavra ss	5	1	1	0
Wilson c	5	1	1	0
Hanson, To. dh	4	0	0	1
McDevitt, C. 1b	4	1	3	2
Coffey 3b	3	0	3	0
Kozicky rf	4	0	0	0
Boxwell cf	3	0	0	1
Meyer, R. p	0	0	0	0
Schulze p	0	0	0	0
Totals	36	5	12	5

Score by Innings	1	2	3	4	5	6	7	8	9	R	H	E
Michigan State	0	0	0	5	0	1	0	0	0	6	9	1
Minnesota	1	1	0	0	3	0	0	0	0	5	12	1

E - Landon, E(1); McDevitt, C.(5). DP - Michigan St 1. LOB - Michigan St 4; Minnesota 9. 2B - Bechina, M(8); Coffey(7). HR - Bechina, M(5). SF - McGuire, Z(1); Boxwell(4). SB - Antoncic, J(13); Pettersen(9); Mezzenga 3(9). CS - Mezzenga(5).
 Strikeouts - Kelley, B 2; Gleaves, D; Roskelly, C 2; Iverson, Zach; Bechina, M; Young, Kory 2; Mezzenga; Vavra 2; Wilson 3; Hanson, To. 2; Kozicky 2; Boxwell 2. Walks - Proctor, Adam; Pettersen; Mezzenga; Hanson, To.; Coffey.

Michigan State	ip	h	r	er	bb	so	wp	bk	hbp	ibb	sfa	sha	cia	ab	bf	fo	go	np
Landon, Ethan	4.1	7	5	4	2	3	0	0	0	0	1	0	0	19	22	7	2	88
Lowery, Jake	0.1	1	0	0	2	0	0	0	0	0	0	0	0	1	3	0	0	28
Tyranski, M W, 2-1	2.1	3	0	0	0	6	0	1	0	0	0	0	0	10	10	0	1	51
McCauley, Riley S, 5	2.0	1	0	0	0	3	0	0	0	0	0	0	0	6	6	1	1	32

Minnesota	ip	h	r	er	bb	so	wp	bk	hbp	ibb	sfa	sha	cia	ab	bf	fo	go	np
Meyer, R. L, 5-3	5.2	8	6	5	0	4	0	0	0	0	1	0	0	24	25	9	4	88
Schulze	3.1	1	0	0	1	5	0	0	0	0	0	0	0	11	12	3	2	44

BK - Tyranski, M(1). Pitches/strikes: Landon, E 88/54; Lowery, Jake 28/17; Tyranski, M 51/33; McCauley, R 32/23; Meyer, R. 88/62; Schulze 44/24.
 Umpires - HP: Bill McGuire 1B: Tim Catton 2B: Darren Budahn 3B: Reggie Jackson
 Start: 6:35 pm Time: 3:36 Attendance: 451
 Weather: Overcast, low 50s, E 7 mph





2018 Michigan State Baseball
Michigan State at #15 Minnesota
 May 12, 2018 at Minneapolis, Minn. (Siebert Field)



Michigan State 5 (18-27,9-10 Big Ten)

Minnesota 10 (33-13,15-4 Big Ten)

Player	ab	r	h	rbi
Kelley,Bryce lf	5	1	3	0
Gleaves,Danny cf	3	1	0	0
Roskelly,Chad dh	4	1	3	3
Antoncic,Justin 2b	4	0	0	0
Iverson,Zach 3b	4	0	1	0
Bechina,Marty rf	4	1	1	1
McGuire,Zack 1b	4	0	0	0
Proctor,Adam c	3	1	1	0
Young,Kory ss	3	0	2	0
Chmielewski,Dan ph	1	0	0	0
Erla,Mason p	0	0	0	0
Lowery,Jake p	0	0	0	0
Flohr,Evan p	0	0	0	0
Benschoter,Sam p	0	0	0	0
Totals	35	5	11	4

Player	ab	r	h	rbi
Pettersen 2b	4	2	1	0
Mezzenga lf	3	1	0	0
Vavra ss	3	1	1	1
Wilson c	4	1	2	0
Coffey 3b	4	1	1	2
McDevitt, C. 1b	4	2	2	2
Hanson, To. dh	2	1	1	0
Kozicky rf	2	0	0	0
Smith, R. ph/rf	2	0	1	2
Boxwell cf	4	1	1	1
Fredrickson p	0	0	0	0
Rose p	0	0	0	0
Totals	32	10	10	8

Score by Innings	1	2	3	4	5	6	7	8	9	R	H	E
Michigan State	0	0	0	0	4	0	0	1	0	5	11	5
Minnesota	0	0	0	0	0	1	8	1	X	10	10	1

E - Young,Kory 3(5); Erla,Mason 2(3); Kozicky(5). LOB - Michigan St 5; Minnesota 8. 3B - Vavra(3). HR - Roskelly,C(4); Bechina,M(6); McDevitt, C.(8). HBP - Gleaves,D. SH - Mezzenga(3); Hanson, To.(3). SF - Vavra(6); Coffey(4). SB - Kelley,B(27); Gleaves,D(21); Pettersen 2(11); Boxwell 2(13). CS - Kelley,B(6); Iverson,Zach(2); Young,Kory(2).
 Strikeouts - Gleaves,D; Iverson,Zach; Bechina,M; McGuire,Z; Proctor,Adam; Young,Kory; Mezzenga; Coffey; McDevitt, C.; Hanson, To.; Kozicky 2; Boxwell. Walks - Proctor,Adam; Pettersen; Mezzenga; Vavra; Wilson; McDevitt, C.; Hanson, To..

Michigan State	ip	h	r	er	bb	so	wp	bk	hbp	ibb	sfa	sha	cia	ab	bf	fo	go	np
Erla,Mason	6.0	4	3	2	2	5	0	0	0	0	0	2	0	21	25	6	6	85
Lowery,Jake L,4-3	0.1	2	2	0	0	0	0	0	0	0	0	0	0	3	3	1	0	9
Flohr,Evan	0.1	2	3	0	1	0	0	0	0	0	1	0	0	2	4	1	0	11
Benschoter,Sam	1.1	2	2	0	3	2	1	0	0	0	1	0	0	6	10	1	1	40

Minnesota	ip	h	r	er	bb	so	wp	bk	hbp	ibb	sfa	sha	cia	ab	bf	fo	go	np
Fredrickson	5.0	8	4	3	0	3	0	0	1	0	0	0	0	21	22	4	6	85
Rose W,4-1	4.0	3	1	1	1	3	0	0	0	0	0	0	0	14	15	7	1	47

WP - Benschoter,S(3). HBP - by Fredrickson (Gleaves,D). Pitches/strikes: Erla,Mason 85/51; Lowery,Jake 9/8; Flohr,Evan 11/4; Benschoter,S 40/21; Fredrickson 85/53; Rose 47/30.
 Umpires - HP: Tim Catton 1B: Darren Budahn 2B: Reggie Jackson 3B: Bill McGuire
 Start: 2:05 pm Time: 3:17 Attendance: 959
 Weather: Overcast, low 60s, ENE 11 mph
 Erla,Mason faced 2 batters in the 7th.





2018 Michigan State Baseball
Michigan State at #15 Minnesota
 May 13, 2018 at Minneapolis, Minn. (Siebert Field)



Michigan State 1 (18-28,9-11 Big Ten)

Player	ab	r	h	rbi
Kelley,Bryce lf	4	0	0	0
Gleaves,Danny cf	4	0	1	0
Roskelly,Chad dh	4	1	1	0
Antoncic,Justin 2b	4	0	0	0
Bechina,Marty rf	4	0	1	0
Iverson,Zach 3b	3	0	1	1
McGuire,Zack 1b	4	0	0	0
Proctor,Adam c	3	0	0	0
Young,Kory ss	2	0	0	0
Mokma,Mike p	0	0	0	0
Tyranski,M p	0	0	0	0
McCauley,Riley p	0	0	0	0
Totals	32	1	4	1

Minnesota 3 (34-13,16-4 Big Ten)

Player	ab	r	h	rbi
Pettersen 2b	4	1	2	1
Mezzenga lf	3	1	1	0
Vavra ss	3	0	1	1
Wilson c	4	0	2	1
Coffey 3b	3	0	1	0
McDevitt, C. 1b	4	0	0	0
Hanson, To. dh	2	0	0	0
Kozicky rf	3	0	1	0
Boxwell cf	3	1	0	0
Stevenson p	0	0	0	0
Meyer, M. p	0	0	0	0
Totals	29	3	8	3

Score by Innings	1	2	3	4	5	6	7	8	9	R	H	E
Michigan State	0	0	0	0	0	1	0	0	0	1	4	0
Minnesota	0	0	2	0	0	0	0	1	X	3	8	1

E - Pettersen(2). LOB - Michigan St 7; Minnesota 6. 2B - Wilson(8). HBP - Young,Kory. SH - Vavra(3). SB - Gleaves,D(22); Boxwell(14). CS - Pettersen(3); Coffey(1).
 Strikeouts - Kelley,B; Bechina,M; Iverson,Zach; McGuire,Z; Proctor,Adam; Young,Kory; Coffey; McDevitt, C. 3; Hanson, To.; Kozicky. Walks - Iverson,Zach; Proctor,Adam; Mezzenga; Coffey; Hanson, To..

Michigan State	ip	h	r	er	bb	so	wp	bk	hbp	ibb	sfa	sha	cia	ab	bf	fo	go	np
Mokma,Mike L,1-4	5.1	6	2	2	2	1	0	0	0	0	0	0	0	20	22	9	4	74
Tyranski,M	2.0	1	1	1	1	3	1	0	0	0	0	1	0	6	8	0	3	29
McCauley,Riley	0.2	1	0	0	0	2	0	0	0	0	0	0	0	3	3	0	0	15

Minnesota	ip	h	r	er	bb	so	wp	bk	hbp	ibb	sfa	sha	cia	ab	bf	fo	go	np
Stevenson W,1-1	5.2	4	1	1	2	1	0	0	1	0	0	0	0	21	24	2	14	61
Meyer, M. S,13	3.1	0	0	0	0	5	0	0	0	0	0	0	0	11	11	2	3	52

WP - Tyranski,M(3). HBP - by Stevenson (Young,Kory). Pitches/strikes: Mokma,Mike 74/43; Tyranski,M 29/18; McCauley,R 15/11; Stevenson 61/35; Meyer, M. 52/37.

Umpires - HP: Darren Budahn 1B: Reggie Jackson 2B: Bill McGuire 3B: Tim Catton

Start: 1:05 pm Time: 2:44 Attendance: 886

Weather: Sunny, high 60s, SSE 2 mph



SPARTAN BASEBALL

ROYCE ANDO

R-R // 5-II // 190 // JUNIOR // MISSISSAUGA, ONTARIO // JOHN FRASER SECONDARY

INF



13



2018 SNAPSHOT

BA

.286

RBI

5

OB %

.333

- Has been out since late March with an injury.
- Has three multiple-hit games this season, highlighted by career-high tying four hits as part of 4-for-5 vs. Clemson (3/7).
- Had season-high two RBI vs. Niagara.
- Has swiped two stolen bases in a game twice, both vs. Niagara, (3/15) and (3/17).

SEASON HIGHS

Hits	4. vs. Clemson (3/7)
RBI	2. vs. Furman (3/17)
Runs Scored	1 (5x), MR vs. Niagara (3/18)
Total Bases	4. vs. Clemson (3/7)
Assists	4 (2x), MR vs. Niagara (3/18)

CAREER HIGHS

Hits	4 (2X), MR vs. Clemson (3/7/18)
RBI	2 (3x), MR vs. Furman (3/17)
Runs Scored	3, at Michigan (5/19/17)
Total Bases	6. (2x), MR at Illinois (3/24/17)
Assists	11, vs. UT Martin (3/5/17)

Date	Opponent	Pos	AB	R	H	RBI	2B	3B	HR	BB	SB	CS	HBP	SAC	SF	GDP	K	PO	A	E	Avg
Feb 16	at Fresno State	*ss	4	0	0	0	0	0	0	0	0	0	0	0	0	1	1	0	2	2	.000
Feb 17	at Fresno State-1	*ss	2	0	1	0	0	0	0	1	0	0	0	0	0	0	0	0	3	1	.167
Feb 18	at Fresno State	*2b	0	0	0	0	0	0	0	0	0	0	0	0	0	0	0	0	0	0	.167
Feb 24	at Pepperdine	*2b	3	1	1	0	0	0	0	0	1	0	0	1	0	0	2	1	1	0	.222
Feb 25	at Pepperdine	2b	0	0	0	0	0	0	0	0	0	0	0	0	0	0	0	0	1	0	.222
Mar 02	vs Washington	2b	1	0	0	0	0	0	0	0	0	0	0	0	0	0	0	1	0	0	.200
Mar 04	vs Arizona	*2b	3	0	0	0	0	0	0	0	0	0	0	0	0	0	1	0	1	0	.154
Mar 07	vs Clemson	*2b	5	1	4	0	0	0	0	0	0	0	0	0	0	0	0	1	2	0	.333
Mar 09	vs Illinois	*2b	2	0	0	1	0	0	0	1	0	0	0	0	1	0	1	2	2	0	.300
Mar 09	vs Furman	*2b	3	0	1	0	0	0	0	0	0	0	0	0	0	0	0	3	3	1	.304
Mar 10	vs Illinois	*2b	4	1	2	1	0	0	0	0	0	0	0	0	0	0	0	1	1	0	.333
Mar 15	NIAGARA	*2b	3	1	1	1	1	0	0	1	2	0	0	0	1	0	0	8	4	0	.333
Mar 16	NIAGARA	*2b	4	0	0	0	0	0	0	0	0	0	0	0	0	0	0	4	4	1	.294
Mar 17	NIAGARA	*2b	4	0	2	2	0	0	0	0	2	0	0	0	0	0	0	0	1	0	.316
Mar 18	NIAGARA	*2b	3	1	0	0	0	0	0	1	0	1	0	0	0	0	0	2	0	1	.293
Mar 30	RUTGERS-1	ph	1	0	0	0	0	0	0	0	0	0	0	0	0	0	0	0	0	0	.286
Totals		13gs	42	5	12	5	1	0	0	4	5	1	0	1	2	1	5	26	23	6	.286

On base pct. .333 • Slugging pct. .310

CAREER STATS

Year	avg	gp-gs	ab	r	h	2b	3b	hr	rbi	tb	slg%	bb	hbp	so	gdp	ob%	sf	sh	sb-att	po	a	e	fld%
2016	.197	43-38	137	15	27	2	3	0	8	35	.255	10	0	18	2	.252	0	2	1-2	46	110	9	.945
2017	.281	50-48	171	32	48	7	1	2	19	63	.368	16	3	42	2	.353	0	5	8-11	59	141	12	.943
2018	.286	16-13	42	5	12	1	0	0	5	13	.310	4	0	5	1	.333	2	1	5-6	26	23	6	.891
TOTAL	.249	109-99	350	52	87	10	4	2	32	111	.317	30	3	65	5	.312	2	8	14-19	131	274	27	.938

SPARTAN BASEBALL

JUSTIN ANTONCIC

R/R // 6-3 // 190 // SOPHOMORE // WESTERVILLE, OHIO // ST. FRANCIS DESALES

INF/OF



18



2018 SNAPSHOT

BA

.270

RBI

17

OB %

.361

- Second among active players with a .270 average, as well as tied for second with seven doubles and third with 14 stolen bases, while leading the team with 22 walks.

- Had six-game hitting streak (Feb. 24-Mar. 7) and has a hit in 7 of last 10 games, as part of 14 of last 21 games, with at least one hit in 34 of 49 games played this season.

- Also tied for MSU's longest reached-base streak of 19 games, as well as a 12-game streak (Feb. 24-Mar. 16) ... Has 11 multi-hit games, highlighted by 3-for-4 outing vs. Arizona (3/4) and 3-for-5 vs. Valparaiso (4/13).

- Tied for 13th in the BIG with 14 stolen bases ... tied for eighth in BIG only games with seven SB.

- Named to the Dairy Queen Classic BIG/Pac-12 Challenge All-Tournament Team.

SEASON HIGHS

Hits
3 (2x), MR vs. Valparaiso (4/13)
RBI
2 (4x), MR vs. Ohio State (5/19)
Runs Scored
3, vs. Nebraska (4/7)
Total Bases
5, vs. UCLA (3/3)
Stolen Bases
2 (3x), MR at Northwestern (4/20)

CAREER HIGHS

Hits
3 (2x), MR vs. Valparaiso (4/13/18)
RBI
2 (4x), MR vs. Ohio State (5/19/18)
Runs Scored
3, vs. Nebraska (4/7/18)
Total Bases
5, vs. UCLA (3/3/18)
Stolen Bases
2 (3x), MR vs. Northwestern (4/20/18)

Date	Opponent	Pos	AB	R	H	RBI	2B	3B	HR	BB	SB	CS	HBP	SAC	SF	GDP	K	PO	A	E	Avg	
Feb 16	at Fresno State	ph	0	1	0	0	0	0	0	1	0	0	0	0	0	0	0	0	0	0	.000	
Feb 17	at Fresno State-1	of	1	1	1	1	0	0	0	0	0	0	0	0	1	0	0	0	0	0	1.000	
Feb 17	at Fresno State-2	*1b	4	0	2	0	0	0	0	0	2	0	0	0	0	0	1	6	1	1	.600	
Feb 18	at Fresno State	*dh	3	1	1	0	1	0	0	1	0	0	0	0	0	0	1	0	0	0	.500	
Feb 23	at Pepperdine	*of	4	0	0	0	0	0	0	0	0	0	0	0	0	1	2	0	0	0	.333	
Feb 24	at Pepperdine	*of	5	0	1	0	0	0	0	0	0	0	0	0	0	0	1	3	0	0	.294	
Feb 25	at Pepperdine	*of	4	1	1	0	0	1	0	0	0	0	0	0	0	0	2	1	0	0	.286	
Mar 02	vs Washington	*dh	5	0	1	0	1	0	0	0	1	1	0	0	0	0	1	0	0	0	.269	
Mar 03	vs UCLA	*of	4	1	2	1	0	0	1	0	0	0	0	0	0	0	0	2	0	0	.300	
Mar 04	vs Arizona	*of	4	1	3	0	1	0	0	0	0	0	0	0	0	0	1	6	0	0	.353	
Mar 07	vs Clemson	*of	3	1	2	1	1	0	0	2	0	0	1	0	0	0	0	1	0	0	.378	
Mar 09	vs Illinois	*dh/1b	4	0	0	0	0	0	0	1	0	0	0	0	0	0	1	1	0	0	.341	
Mar 09	vs Furman	*dh	4	0	2	1	0	0	0	0	2	0	0	0	0	0	1	0	0	0	.356	
Mar 10	vs Illinois	*dh	3	1	1	0	0	0	0	1	0	0	0	0	0	0	0	0	0	0	.354	
Mar 15	NIAGARA	*dh	4	0	0	0	0	0	0	1	0	0	0	0	0	0	0	0	0	0	.327	
Mar 16	NIAGARA	*dh	3	0	1	1	0	0	0	1	1	1	0	0	0	0	2	0	0	0	.327	
Mar 17	NIAGARA	*of	4	1	1	1	0	0	0	0	0	0	0	0	1	1	0	1	0	0	.322	
Mar 18	NIAGARA	*of	3	0	0	2	0	0	0	0	0	0	0	0	1	1	0	0	2	0	.306	
Mar 21	CENTRAL MICHIGAN	*of	4	1	2	0	0	1	0	0	1	0	0	0	0	1	0	1	0	0	.318	
Mar 23	at Michigan	*of	3	0	0	0	0	0	0	1	1	0	0	0	0	0	1	2	0	0	.304	
Mar 24	MICHIGAN	*of	3	0	1	0	0	0	0	0	1	0	1	0	0	0	0	4	0	0	.306	
Mar 25	at Michigan	*of	2	0	0	0	0	0	0	1	0	0	1	0	0	0	0	0	0	1	.297	
Mar 28	WESTERN MICHIGAN	*of	4	0	1	0	0	0	0	0	0	0	0	0	0	0	0	5	0	0	.295	
Mar 30	RUTGERS-1	*of	4	1	2	0	0	0	0	0	0	1	0	0	0	0	0	4	0	0	.305	
Mar 30	RUTGERS-2	*of	5	1	1	0	0	0	0	0	0	0	0	0	0	1	0	3	0	0	.299	
Apr 01	RUTGERS	*of	3	1	2	0	0	0	0	0	1	1	0	0	0	0	0	2	0	0	.311	
Apr 07	NEBRASKA	*of/dh	5	3	1	0	0	0	0	1	0	0	0	0	0	0	1	1	0	0	.305	
Apr 08	NEBRASKA	*of	3	0	0	0	0	0	0	2	0	0	0	0	0	0	1	2	0	0	.296	
Apr 10	NOTRE DAME	*of	4	1	1	0	0	0	0	0	0	1	1	0	0	0	0	4	0	0	.294	
Apr 13	VALPARAISO-1	*of	5	0	3	2	0	0	0	1	0	0	0	0	0	0	0	2	0	0	.308	
Apr 13	VALPARAISO-2	of	0	0	0	0	0	0	0	0	0	0	0	0	0	0	0	0	0	0	.308	
Apr 18	at Western Michigan	*2b	3	1	1	2	0	0	0	1	0	0	0	0	0	0	2	1	0	0	.309	
Apr 20	at Northwestern	*2b	2	1	2	0	0	0	0	2	2	0	0	0	0	0	0	0	3	1	.321	
Apr 21	at Northwestern	*of	4	1	1	1	0	0	0	0	0	0	0	0	0	0	0	2	0	0	.319	
Apr 22	at Northwestern	*2b	4	0	0	0	0	0	0	1	0	1	0	0	0	0	1	1	3	0	.308	
Apr 27	MARYLAND	*2b	4	1	1	0	1	0	0	0	0	0	0	0	0	1	0	2	1	1	.306	
Apr 28	MARYLAND	*2b	4	0	0	0	0	0	0	1	0	0	0	0	0	0	1	5	2	0	.297	
Apr 29	MARYLAND	*2b	5	1	1	0	1	0	0	0	0	0	0	0	0	0	0	0	3	0	.293	
May 04	at Penn State	*2b	3	0	0	0	0	0	0	0	0	0	0	0	0	0	0	4	4	0	.287	
May 05	at Penn State-1	*2b	3	0	1	0	0	0	0	0	0	0	1	0	0	0	0	2	3	0	.288	
May 05	at Penn State-2	*2b	3	0	1	1	0	0	0	1	0	1	0	0	0	0	1	4	0	0	.289	
May 09	MICHIGAN	*2b	4	1	1	0	0	0	0	0	0	0	0	0	0	0	0	2	2	0	.288	
May 11	at Minnesota	*2b	4	1	2	1	0	0	0	0	1	0	0	0	0	0	0	2	2	0	.293	
May 12	at Minnesota	*2b	4	0	0	0	0	0	0	0	0	0	0	0	0	0	0	0	2	0	.286	
May 13	at Minnesota	*2b	4	0	0	0	0	0	0	0	0	0	0	0	0	0	0	1	1	0	.278	
May 15	at Central Michigan	*1b	4	1	1	0	0	0	0	0	0	0	0	0	0	0	1	8	1	0	.278	
May 17	OHIO STATE	*2b	4	1	0	0	0	0	0	1	0	0	0	0	0	0	0	1	4	1	.271	
May 18	OHIO STATE	*2b	5	1	1	0	0	0	0	1	0	0	0	0	0	0	1	1	2	0	.269	
May 19	OHIO STATE	*2b	3	0	1	2	1	0	0	0	0	0	0	0	1	0	1	0	4	0	.270	
Totals			46gs	174	27	47	17	7	2	1	22	14	6	5	1	4	5	24	89	38	5	.270

On base pct. .361 • Slugging pct. .351

CAREER STATS

Year	avg	qp-gs	ab	r	h	2b	3b	hr	rbi	tb	slg%	bb	hbp	so	qdp	ob%	sf	sh	sb-alt	po	a	e	fld%
2017	.000	9-0	2	2	0	0	0	0	0	0	.000	0	0	1	0	.000	0	0	0-0	0	1	0	1.000
2018	.270	49-46	174	27	47	7	2	1	17	61	.351	22	5	24	5	.361	4	1	14-20	89	38	5	.962
TOTAL	.267	58-46	176	29	47	7	2	1	17	61	.347	22	5	25	5	.357	4	1	14-20	89	39	5	.962

SPARTAN BASEBALL

MARTY BECHINA

R-R // 6-0 // 200 // JUNIOR // CHICAGO, ILL. // ST. RITA

INF



2



2018 SNAPSHOT

BA

.250

RBI

23

SLG %

.421

- Has nine multi-hit outings on the season, including three-straight games (May 5-11) as part of four in last nine games ... has at least one hit in 9 of last 11 games and 12 of last 15 games as part of 17 of last 23 games ... is hitting .344 (22-for-64) over his last 20 games played with an .516 slugging percentage and a .440 on-base percentage over that period
- Has six multi-RBI games, led by four RBI vs. Nebraska (4/7) ... third on team with 23 RBI.
- Shares team lead in home runs (6), while leading team in doubles (8), part of team-leading 15 extra base hits, adding one triple.

SEASON HIGHS

Hits	3 (3x), MR vs. Ohio State (5/17)
RBI	4, Nebraska (4/7)
Runs Scored	2 (5x), vs. Ohio State (5/17)
Total Bases	6, at Minnesota (5/11)

CAREER HIGHS

Hits	3 (3x), MR vs. Ohio State (5/17/18)
RBI	4 (2X), MR vs Nebraska (4/7/18)
Runs Scored	3 (6x), MR at CMU (3/21/17)
Total Bases	8 (2x), MR at Illinois (3/26/17)

Date	Opponent	Pos	AB	R	H	RBI	2B	3B	HR	BB	SB	CS	HBP	SAC	SF	GDP	K	PO	A	E	AVG	
Feb 16	at Fresno State	*3b	2	0	0	0	0	0	0	1	0	0	1	0	0	1	0	0	1	0	.000	
Feb 17	at Fresno State-1	*3b	4	1	1	0	0	0	1	0	0	0	0	0	0	0	0	1	2	0	.167	
Feb 17	at Fresno State-2	*dh	4	0	0	0	0	0	0	0	0	0	0	0	0	0	1	0	0	0	.100	
Feb 18	at Fresno State	*3b	4	1	1	2	0	0	1	0	0	0	0	0	0	0	1	1	2	0	.143	
Feb 23	at Pepperdine	*3b	4	0	1	0	0	0	0	0	0	0	0	0	0	0	0	1	3	0	.167	
Feb 24	at Pepperdine	*of	4	1	2	2	0	0	1	0	0	0	0	0	0	0	1	1	1	0	.227	
Feb 25	at Pepperdine	*3b	4	0	1	0	1	0	0	0	0	0	0	0	0	0	0	0	3	1	.231	
Mar 02	vs Washington	*of	3	0	0	0	0	0	0	0	0	0	0	0	0	0	1	4	0	0	.207	
Mar 03	vs UCLA	*dh	4	0	0	0	0	0	0	0	0	0	0	0	0	0	1	0	0	0	.182	
Mar 04	vs Arizona	*3b	4	0	1	1	0	0	0	0	0	0	0	0	0	0	0	0	1	0	.189	
Mar 07	vs Clemson	*3b	6	0	1	1	1	0	0	0	0	0	0	0	0	0	3	0	4	0	.186	
Mar 09	vs Illinois	*3b	4	1	2	1	0	0	1	0	0	0	0	0	0	0	0	2	0	0	.213	
Mar 09	vs Furman	*3b	4	1	1	0	0	0	0	0	0	0	0	0	0	0	2	0	2	0	.216	
Mar 10	vs Illinois	*3b	4	0	0	0	0	0	0	0	0	0	0	0	0	0	0	0	4	0	.200	
Mar 15	NIAGARA	*3b	4	0	1	1	0	1	0	1	1	0	0	0	0	1	0	1	0	0	.203	
Mar 16	NIAGARA	*3b	3	0	0	0	0	0	0	0	0	0	0	0	0	0	1	0	1	1	.194	
Mar 18	NIAGARA	ph/3b	1	0	0	0	0	0	0	0	0	0	0	0	0	0	0	0	0	0	.190	
Mar 21	CENTRAL MICHIGAN	*3b	3	0	1	0	1	0	0	1	0	0	0	0	0	0	1	0	2	0	.197	
Mar 23	at Michigan	*3b	3	0	0	0	0	0	0	1	0	0	0	0	0	0	0	2	2	1	.188	
Mar 24	MICHIGAN	*3b	4	0	1	0	0	0	0	0	0	0	0	0	0	0	0	0	1	0	.192	
Mar 25	at Michigan	ph/3b	2	0	0	0	0	0	0	0	0	0	0	0	0	0	1	0	1	0	.187	
Mar 28	WESTERN MICHIGAN	*3b	3	0	0	0	0	0	0	0	0	0	1	0	0	0	1	0	1	0	.179	
Mar 30	RUTGERS-1	*3b	3	0	0	0	0	0	0	0	0	0	0	0	0	0	1	1	2	0	.173	
Apr 01	RUTGERS	*3b	4	0	0	0	0	0	0	0	0	0	0	0	0	0	0	1	6	0	.165	
Apr 07	NEBRASKA	*3b	4	2	3	4	2	0	0	0	0	0	1	0	0	0	0	1	3	0	.191	
Apr 08	NEBRASKA	*3b	3	0	0	0	0	0	0	0	0	0	0	1	0	0	0	0	1	1	.185	
Apr 10	NOTRE DAME	*3b	4	1	1	0	1	0	0	0	0	0	0	0	0	0	1	0	1	0	.188	
Apr 13	VALPARAISO-1	*3b	4	2	1	1	0	0	1	1	0	0	0	0	0	0	0	1	3	1	.190	
Apr 13	VALPARAISO-2	*3b	2	2	2	1	0	0	1	2	1	0	0	0	0	0	0	1	2	1	.206	
Apr 18	at Western Michigan	*of/3b	5	1	3	2	1	0	0	0	1	0	0	0	0	0	0	5	0	0	.224	
Apr 20	at Northwestern	*of	4	0	0	0	0	0	0	0	0	0	0	0	0	0	1	0	0	0	.216	
Apr 21	at Northwestern	*3b	3	1	0	0	0	0	0	1	0	0	0	0	0	0	1	0	3	0	.211	
Apr 22	at Northwestern	*of	3	0	1	1	0	0	0	0	0	0	1	0	0	0	2	0	0	0	.214	
Apr 25	TOLEDO	*3b	2	1	1	0	0	0	0	2	0	0	1	0	0	0	1	1	4	0	.218	
Apr 27	MARYLAND	*of	4	1	1	0	0	0	0	0	0	0	0	0	0	0	0	1	0	0	.220	
Apr 28	MARYLAND	*of	3	1	0	0	0	0	0	1	0	0	0	0	0	0	1	1	0	0	.214	
Apr 29	MARYLAND	*of/ss	2	1	1	1	0	0	0	2	0	0	0	0	0	0	0	0	2	0	.219	
May 04	at Penn State	*of	2	0	0	0	0	0	0	0	0	0	0	0	0	0	2	1	0	0	.215	
May 05	at Penn State-2	*of	4	0	2	0	0	0	0	0	1	0	0	0	0	0	1	3	0	0	.224	
May 09	MICHIGAN	*of	4	0	2	2	0	0	0	0	0	0	0	0	0	0	0	2	0	0	.232	
May 11	at Minnesota	*of	4	2	2	2	1	0	1	0	0	0	0	0	0	0	1	1	0	0	.239	
May 12	at Minnesota	*of	4	1	1	1	0	0	1	0	0	0	0	0	0	0	1	1	0	0	.240	
May 13	at Minnesota	*of	4	0	1	0	0	0	0	0	0	0	0	0	0	0	1	1	0	0	.240	
May 15	at Central Michigan	*of	3	0	0	0	0	0	0	0	0	0	0	0	0	0	1	3	0	0	.235	
May 17	OHIO STATE	*of	5	2	3	0	0	0	0	0	0	0	0	0	0	0	0	3	0	0	.247	
May 18	OHIO STATE	*of	2	1	1	0	0	0	2	1	0	0	0	0	0	0	1	3	0	0	.250	
May 19	OHIO STATE	*of	4	1	1	0	0	0	0	0	0	0	0	0	0	0	1	3	0	0	.250	
Totals			45gs	164	25	41	23	8	1	6	17	5	0	4	2	0	2	29	49	58	6	.250

On base pct. .335 • Slugging pct. .421

CAREER STATS

Year	avg	gp-gs	ab	r	h	2b	3b	hr	rbi	tb	slg%	bb	hbp	so	gdp	ob%	sf	sh	sb-att	po	a	e	fld%
2016	.260	55-55	215	30	56	11	0	2	23	73	.340	16	5	45	0	.322	3	9	6-11	86	17	10	.912
2017	.263	52-52	190	34	50	8	1	7	29	81	.426	31	12	41	4	.396	2	1	11-13	44	80	7	.947
2018	.250	47-45	164	25	41	8	1	6	23	69	.421	17	4	29	2	.335	0	2	5-5	49	58	6	.947

SPARTAN BASEBALL

DAN CHMIELEWSKI

R-R // 6-2 // 190 // JUNIOR // SHELBY TOWNSHIP, MICH. // EISENHOWER

OF



21



2018 SNAPSHOT

BA

.223

RBI

13

OB %

.275

- Has three triples, which is tied for fourth in the BIG ... has tallied 13 RBIs, while ranking fourth on team with three doubles.
- Had a five-game hitting streak (Mar. 10-18), as well as a 10-game reached base streak (Mar. 10-21).
- Fourth on the team with 10 stolen bases.
- Earned CoSIDA first-team Academic All-District™ accolades in both 2017 and 2018.

SEASON HIGHS

CAREER HIGHS

Hits	3, vs. Illinois (3/9)	Hits	4, at Richmond (3/18/17)
RBI	4, vs. Niagara (3/15)	RBI	5, at Richmond (3/18/17)
Runs Scored	2 (2x), MR vs. Nebraska (4/7)	Runs Scored	4, at Richmond (3/18/17)
Total Bases	4 (2x), MR vs. Niagara (3/18)	Total Bases	9, at Richmond (3/18/17)

Date	Opponent	Pos	AB	R	H	RBI	2B	3B	HR	BB	SB	CS	HBP	SAC	SF	GDP	K	PO	A	E	Avg
Feb 16	at Fresno State	of	1	0	0	0	0	0	0	0	0	0	0	0	0	0	1	0	0	0	.000
Feb 17	at Fresno State-2	*of	4	0	2	1	0	0	0	0	1	0	0	0	0	0	1	0	0	0	.400
Feb 18	at Fresno State	*of	3	0	0	0	0	0	0	0	0	0	1	0	0	0	0	2	0	0	.250
Feb 25	at Pepperdine	*of	3	0	1	0	0	0	0	0	0	0	0	0	0	0	1	2	0	0	.273
Mar 02	vs Washington	*of	4	0	1	1	1	0	0	0	0	0	0	0	0	0	0	0	0	0	.267
Mar 03	vs UCLA	*of	3	0	0	0	0	0	0	0	0	0	0	0	0	0	1	3	0	0	.222
Mar 04	vs Arizona	*of	3	0	1	0	0	0	0	0	0	0	0	1	0	0	0	4	0	0	.238
Mar 07	vs Clemson	*of	5	0	1	2	0	0	0	0	1	0	0	0	0	0	0	2	0	0	.231
Mar 09	vs Illinois	*of	5	1	3	0	0	0	0	0	0	0	0	0	0	0	2	2	0	0	.290
Mar 09	vs Furman	*of	3	1	0	0	0	0	0	1	1	0	0	0	0	0	3	4	0	0	.265
Mar 10	vs Illinois	*of	5	0	1	0	0	1	0	0	0	0	0	0	0	0	2	4	0	0	.256
Mar 15	NIAGARA	*of	5	1	2	4	1	0	0	0	1	0	0	0	0	0	1	4	0	0	.273
Mar 16	NIAGARA	*of	4	1	1	1	1	0	0	0	0	0	0	0	0	0	1	3	0	0	.271
Mar 17	NIAGARA	*of	3	1	2	1	0	1	0	2	1	0	0	0	0	0	1	2	0	0	.294
Mar 18	NIAGARA	*of	4	2	2	1	0	1	0	1	0	0	0	0	0	0	0	3	0	0	.309
Mar 21	CENTRAL MICHIGAN	*of	4	0	0	0	0	0	0	1	0	0	0	0	0	0	1	4	0	0	.288
Mar 23	at Michigan	*of	5	0	0	0	0	0	0	0	0	0	0	0	0	0	1	2	0	0	.266
Mar 24	MICHIGAN	*of	5	0	1	0	0	0	0	0	1	0	0	0	0	0	0	1	0	0	.261
Mar 25	at Michigan	*of	5	0	1	0	0	0	0	0	0	0	0	0	0	0	2	3	0	0	.257
Mar 28	WESTERN MICHIGAN	*of	4	1	2	0	0	0	0	0	1	0	0	0	0	0	1	5	0	0	.269
Mar 30	RUTGERS-1	*of	4	0	2	1	0	0	0	0	0	0	0	0	0	0	0	2	0	0	.280
Mar 30	RUTGERS-2	*of	4	0	1	0	0	0	0	0	0	0	0	0	0	0	0	3	0	0	.279
Apr 01	RUTGERS	*of	4	0	0	0	0	0	0	0	0	0	0	0	0	0	0	2	0	0	.267
Apr 07	NEBRASKA	*of	4	2	0	0	0	0	0	0	0	0	1	1	0	0	0	3	0	0	.255
Apr 08	NEBRASKA	*of	3	1	2	0	0	0	0	1	0	1	0	0	0	0	0	4	0	0	.268
Apr 10	NOTRE DAME	*of	5	0	1	0	0	0	0	0	0	0	0	0	0	0	0	2	1	0	.265
Apr 13	VALPARAISO-1	*of	5	0	0	0	0	0	0	0	1	0	0	0	0	0	1	3	0	0	.252
Apr 13	VALPARAISO-2	*of	4	0	1	0	0	0	0	0	0	0	0	1	0	0	2	1	0	0	.252
Apr 18	at Western Michigan	pr/of	1	0	0	0	0	0	0	0	0	0	0	1	0	0	0	0	0	0	.250
Apr 20	at Northwestern	of	0	0	0	0	0	0	0	0	0	0	0	0	0	0	0	0	0	0	.250
Apr 21	at Northwestern	*of	4	0	0	0	0	0	0	0	0	0	0	0	0	0	0	3	0	0	.241
Apr 22	at Northwestern	pr/dh	1	1	0	0	0	0	0	0	0	0	0	0	0	0	0	0	0	0	.239
Apr 25	TOLEDO	*of	4	0	1	1	0	0	0	0	0	0	0	0	0	0	0	3	0	0	.240
Apr 29	MARYLAND	of	0	0	0	0	0	0	0	0	0	0	0	0	0	0	0	0	0	0	.240
May 04	at Penn State	ph/of	2	1	0	0	0	0	0	0	0	0	0	0	0	0	0	0	0	0	.236
May 05	at Penn State-1	*of	3	0	0	0	0	0	0	1	0	0	0	0	0	0	0	4	0	0	.230
May 05	at Penn State-2	pr	0	0	0	0	0	0	0	0	1	0	0	0	0	0	0	0	0	0	.230
May 09	MICHIGAN	ph	1	0	1	0	0	0	0	0	0	0	0	0	0	0	0	0	0	0	.236
May 12	at Minnesota	ph	1	0	0	0	0	0	0	0	0	0	0	0	0	0	0	0	0	0	.234
May 15	at Central Michigan	*of	4	0	0	0	0	0	0	0	0	0	0	0	0	0	0	5	0	0	.227
May 17	OHIO STATE	ph/of	2	0	0	0	0	0	0	0	0	0	0	0	0	0	0	0	0	0	.224
May 18	OHIO STATE	*of	4	0	0	0	0	0	0	0	1	0	0	0	0	2	0	1	0	0	.217
May 19	OHIO STATE	ph/of	1	0	1	0	0	0	0	0	0	0	0	0	0	0	0	0	0	0	.223
Totals		32gs	139	13	31	13	3	3	0	7	10	1	3	3	0	2	22	86	1	0	.223

On base pct. .275 • Slugging pct. .288

CAREER STATS

Year	avg	gp-gs	ab	r	h	2b	3b	hr	rbi	tb	slg%	bb	hbp	so	gdp	ob%	sf	sh	sb-att	po	a	e	fld%
2016	.308	23-16	65	7	20	3	0	0	5	23	.354	2	2	6	2	.348	0	0	0-2	30	1	1	.969
2017	.275	49-48	182	30	50	11	1	4	25	75	.412	10	7	28	3	.333	2	7	12-13	72	1	2	.973
2018	.223	43-32	139	13	31	3	3	0	13	40	.288	7	3	22	2	.275	0	3	10-11	86	1	0	1.000
TOTAL	.262	115-96	386	50	101	17	4	4	43	138	.358	19	12	56	7	.315	2	10	22-26	188	3	3	.985

SPARTAN BASEBALL

MASON ERLA

R-R // 6-4 // 220 // REDSHIRT-FRESHMAN // CASS CITY, MICH. // CASS CITY

RHP



30



2018 SNAPSHOT

W-L

6-4

ERA

3.91

BAA

.226

- Ranks seventh in the BIG in opposing batting average at .220, as well as tied for 12th in strikeouts looking with 18 ... With six wins, leads the Spartan staff and ranks tied for eighth in the BIG.

- Named Big Ten Freshman of the Week (3/12) following his performance vs. Illinois (3/10) in Greenville, striking out five while stymieing Illinois with just one hit allowed in 6.1 IP.

- Named 10 Innings Big Ten Freshman of the Week (3/26) for his 5.0 IP, four K, 2 H, 0 BB for first collegiate win.

SEASON HIGHS

Innings
7.0 (2x), MR vs. Rutgers (4/1)
Strikeouts
9, vs. Niagara (3/17)

CAREER HIGHS

Innings
7.0 (2x), MR vs. Rutgers (4/1/18)
Strikeouts
9, vs. Niagara (3/17/18)

Date	Opponent	GS	IP	H	R	ER	BB	SO	2B	3B	HR	WP	BK	HBP	IBB	Score	W-L	Sv	ERA	NP
Feb 18	at Fresno State	*	5.0	6	4	4	1	4	1	0	1	2	0	0	0	4-5	0-0	0	7.20	81
Feb 25	at Pepperdine	*	5.0	2	0	0	0	4	0	0	0	0	0	0	0	1-0	1-0	0	3.60	82
Mar 04	vs Arizona	*	6.0	3	2	2	3	2	2	0	0	1	0	1	0	3-2	1-0	0	3.38	99
Mar 10	vs Illinois	*	6.1	1	1	1	5	5	1	0	0	0	0	0	0	4-2	2-0	0	2.82	115
Mar 17	NIAGARA	*	7.0	4	0	0	3	9	1	0	0	0	0	1	0	5-1	3-0	0	2.15	100
Mar 25	at Michigan	*	5.0	10	6	5	3	4	3	0	1	0	0	0	0	0-11	3-1	0	3.15	87
Apr 01	RUTGERS	*	7.0	4	0	0	3	6	1	0	0	0	0	0	0	6-0	4-1	0	2.61	97
Apr 08	NEBRASKA	*	5.0	4	3	3	3	4	2	0	1	0	0	0	1	5-3	4-1	0	2.91	82
Apr 13	VALPARAISO-2	*	4.0	8	7	6	2	0	2	0	1	0	0	0	0	6-7	4-2	0	3.75	84
Apr 21	at Northwestern	*	6.0	3	1	1	2	1	1	0	0	0	0	1	0	4-2	5-2	0	3.51	86
Apr 28	MARYLAND	*	1.1	2	5	5	4	0	0	0	1	1	0	1	0	2-8	5-3	0	4.21	46
May 05	at Penn State-1	*	5.0	5	3	2	3	5	1	0	1	0	1	0	0	1-6	5-4	0	4.16	94
May 12	at Minnesota	*	6.0	4	3	2	2	5	0	1	1	0	0	0	0	5-10	5-4	0	4.06	85
May 18	OHIO STATE	*	5.0	6	1	1	3	4	1	0	0	0	0	1	0	6-2	6-4	0	3.91	100
Totals		14	73.2	62	36	32	37	53	16	1	7	4	1	5	1	52-59	6-4	0	3.91	-

CAREER STATS

Year	era	w-l	app	gs	cq	sho	sv	ip	h	r	er	bb	so	2b	3b	hr	bf	bavg	wp	hbp	bk	sfa	sha
2017	7.04	0-1	2	2	0	0/0	0	7.2	13	8	6	4	3	2	0	1	41	.361	2	0	0	0	1
2018	3.91	6-4	14	14	0	0/2	0	73.2	62	36	32	37	53	16	1	7	324	.226	4	5	1	3	5
TOTAL	4.20	6-5	16	16	0	0/2	0	81.1	75	44	38	41	56	18	1	8	365	.242	6	5	1	3	6

SPARTAN BASEBALL

DANNY GLEAVES

R-R // 6-0 // 185 // SOPHOMORE // HOMER GLEN, ILL. // ST. RITA

OF



1



2018 SNAPSHOT

BA

.276

RBI

8

SB

24

- Has hit .349 (15-of-43) over his last 14 games, with two doubles and one triple in that span, logging a .442 slugging percentage and a .404 on-base percentage, along with swiping eight stolen bases.
- Was 4-for-4, including two doubles, and stole three bases in nightcap at Penn State (5/5).
- Second in the BIG with 24 stolen bases, ranking No. 5 on MSU single-season list.
- Has multiple base swipes in four games, led by season-high three swipes vs. Illinois (3/9) and at Penn State (5/5), adding two at Fresno State (2/17) and vs. Illinois (3/10).
- Has six multi-hit outings this season, highlighted by four hits at Penn State (5/5).
- Has three career games with three or more stolen bases, swiping three vs. Illinois (3/9/18) and at Penn State (5/5/18), and four at UNCG (2/25/17).

SEASON HIGHS

Hits	4, at Penn State (5/5)
RBI	1 (8x), MR at Penn State (5/5)
Runs Scored	3, at Penn State (5/5)
Total Bases	6, at Penn State (5/5)
Stolen Bases	3 (2x), MR at Penn State (5/5)

CAREER HIGHS

Hits	4 (2x), MR at Penn State (5/5/18)
RBI	4, vs. Presbyterian (3/4/17)
Runs Scored	4, at UNCG (2/25/17)
Total Bases	6 (2x), MR vs. Furman (3/3/17)
Stolen Bases	4, at UNCG (2/25/17)

Date	Opponent	Pos	AB	R	H	RBI	2B	3B	HR	BB	SB	CS	HBP	SAC	SF	GDP	K	PO	A	E	Avg
Feb 16	at Fresno State	*of	5	1	1	1	1	0	0	0	0	0	0	0	0	0	1	2	0	0	.200
Feb 17	at Fresno State-1	*of	4	0	1	0	0	0	0	0	2	0	0	0	0	0	2	3	0	0	.222
Feb 17	at Fresno State-2	*of	4	0	0	0	0	0	0	0	0	0	0	0	0	0	2	0	0	0	.154
Feb 18	at Fresno State	*of	4	0	0	0	0	0	0	0	0	0	0	0	0	0	2	2	0	0	.118
Feb 23	at Pepperdine	*of	3	0	0	0	0	0	0	0	0	0	0	0	0	0	2	3	0	0	.100
Feb 25	at Pepperdine	*of	2	0	0	0	0	0	0	0	1	0	1	0	0	0	1	2	0	0	.091
Mar 02	vs Washington	ph/of	0	1	0	0	0	0	0	1	0	0	0	0	0	0	0	1	0	0	.091
Mar 09	vs Illinois	*of	3	1	2	0	0	0	0	0	3	0	0	0	0	0	0	2	0	1	.160
Mar 09	vs Furman	*of	3	0	0	0	0	0	0	0	0	0	0	0	0	0	1	1	0	0	.143
Mar 10	vs Illinois	*of	4	0	1	1	0	0	0	0	2	0	0	0	0	0	1	5	0	0	.156
Mar 15	NIAGARA	*of	3	2	1	1	0	0	0	0	1	0	1	0	0	0	0	3	0	0	.171
Mar 16	NIAGARA	*of	3	0	0	0	0	0	0	0	0	0	0	0	0	0	3	0	0	0	.158
Mar 18	NIAGARA	pr	0	0	0	0	0	0	0	0	1	0	0	0	0	0	0	0	0	0	.158
Mar 21	CENTRAL MICHIGAN	pr	0	0	0	0	0	0	0	0	0	0	0	0	0	0	0	0	0	0	.158
Mar 24	MICHIGAN	pr/dh	1	1	1	0	0	0	0	0	0	0	0	0	0	0	0	0	0	0	.179
Mar 25	at Michigan	pr	1	0	0	0	0	0	0	0	0	0	0	0	0	0	0	1	0	0	.175
Mar 30	RUTGERS-2	pr	0	0	0	0	0	0	0	0	0	0	0	0	0	0	0	0	0	0	.175
Apr 01	RUTGERS	*of	3	0	2	1	0	0	0	0	1	0	0	0	0	0	0	2	0	0	.209
Apr 07	NEBRASKA	pr/dh	1	1	0	1	0	0	0	0	0	0	0	0	0	0	0	0	0	0	.205
Apr 08	NEBRASKA	pr	0	1	0	0	0	0	0	0	0	0	0	0	0	0	0	0	0	0	.205
Apr 13	VALPARAISO-1	pr/dh	1	0	0	0	0	0	0	0	0	1	0	0	0	0	0	0	0	0	.200
Apr 13	VALPARAISO-2	*of	2	1	0	0	0	0	0	1	1	0	0	0	0	0	0	5	0	0	.191
Apr 18	at Western Michigan	*of	4	1	1	0	0	0	0	1	1	0	0	0	0	0	0	1	0	0	.196
Apr 20	at Northwestern	*of	3	0	2	0	0	0	0	0	2	1	1	0	0	0	0	4	0	0	.222
Apr 21	at Northwestern	pr	0	0	0	0	0	0	0	0	0	0	0	0	0	0	0	0	0	0	.222
Apr 22	at Northwestern	*of	4	1	1	0	0	0	0	0	0	0	0	0	0	0	1	3	0	0	.224
Apr 25	TOLEDO	*of	4	1	1	1	0	0	0	0	1	0	0	0	0	0	1	2	0	0	.226
Apr 27	MARYLAND	*of	2	1	2	1	0	0	0	1	0	0	0	0	0	0	0	4	0	0	.250
Apr 28	MARYLAND	*of	4	0	2	0	0	0	0	0	0	0	0	0	0	1	0	2	0	0	.265
Apr 29	MARYLAND	*of	5	1	1	0	0	1	0	0	0	0	0	0	0	0	2	7	0	0	.260
May 04	at Penn State	*of	3	0	0	0	0	0	0	0	0	0	0	1	0	0	0	2	0	0	.250
May 05	at Penn State-1	*of	4	1	0	0	0	0	0	1	1	0	0	0	0	0	1	1	0	0	.237
May 05	at Penn State-2	*of	4	3	4	1	2	0	0	0	3	0	0	0	0	0	0	3	0	0	.274
May 09	MICHIGAN	*of	4	0	1	0	0	0	0	0	0	0	0	0	0	0	2	6	0	0	.273
May 11	at Minnesota	*of	4	1	1	0	0	0	0	0	0	0	0	0	0	0	1	3	0	0	.272
May 12	at Minnesota	*of	3	1	0	0	0	0	0	0	1	0	1	0	0	0	1	2	1	0	.263
May 13	at Minnesota	*of	4	0	1	0	0	0	0	0	1	0	0	0	0	0	0	6	0	0	.263
May 17	OHIO STATE	*of	3	1	1	0	0	0	0	0	1	0	0	0	0	0	0	2	0	0	.265
May 19	OHIO STATE	*of	3	1	2	0	0	0	0	1	1	0	0	0	0	0	0	4	0	0	.276
Totals		29gs	105	22	29	8	3	1	0	6	24	2	4	1	0	1	24	84	1	1	.276

On base pct. .339 • Slugging pct. .324

CAREER STATS

Year	avg	gp-gs	ab	r	h	2b	3b	hr	rbi	tb	slg%	bb	hbp	so	gdp	ob%	sf	sh	sb-att	po	a	e	fld%
2017	.291	23-18	79	22	23	6	0	1	15	32	.405	8	1	24	0	.360	1	3	7-10	15	0	1	.938
2018	.276	39-29	105	22	29	3	1	0	8	34	.324	6	4	24	1	.339	0	1	24-26	84	1	1	.988
TOTAL	.283	62-47	184	44	52	9	1	1	23	66	.359	14	5	48	1	.348	1	4	31-36	99	1	2	.980

SPARTAN BASEBALL

ZACH IVERSON

L-R // 6-2 // 180 // FRESHMAN // CHARLOTTE, N.C. // PROVIDENCE DAY

INF/OF/RHP



32



2018 SNAPSHOT

BA

.256

RBI

13

OB %

.337

- Had a 10-game hitting streak (Apr. 7-Apr. 27), going 13-for-46 over that time, including three games with two hits, adding four doubles in that stretch.
- Second on team with seven doubles, adding two triples for nine extra-base hits ... had a stretch of a double in three-straight games (April 13-18).
- Had a six-game hitting streak snapped on May 19, after having two hits in each of the three previous games, but has a hit in eight of last 10 games as part of having at least one hit in 32 of 42 games played, including eight multi-hit games overall.
- Has two appearances on the mound, going 2.0 IP, with two strikeouts.

SEASON HIGHS

CAREER HIGHS

Hits	2 (8x), MR vs. Ohio State (5/18)
RBI	2 (3x), MR vs. Ohio State (5/17)
Runs Scored	2 (4x), MR vs. Toledo (4/25)
Total Bases	3 (5x), MR vs. Valparaiso (4/13)
Stolen Bases	1 (3x), MR at Penn State (5/5)

Date	Opponent	Pos	AB	R	H	RBI	2B	3B	HR	BB	SB	CS	HBP	SAC	SF	GDP	K	PO	A	E	Avg
Feb 17	at Fresno State-1	ph	1	0	0	0	0	0	0	0	0	0	0	0	0	0	0	0	0	0	.000
Feb 17	at Fresno State-2	*3b	4	1	1	0	0	0	0	0	1	0	0	0	0	0	3	1	0	0	.200
Feb 24	at Pepperdine	*3b	3	1	1	0	0	1	0	1	0	0	0	0	0	0	1	1	4	0	.250
Mar 02	vs Washington	*3b	3	1	2	0	1	0	0	1	0	1	0	0	0	0	0	2	6	0	.364
Mar 03	vs UCLA	*3b	4	0	0	0	0	0	0	0	0	0	0	0	0	0	1	0	2	0	.267
Mar 04	vs Arizona	*1b	4	1	1	0	1	0	0	0	0	0	0	0	0	0	0	7	0	0	.263
Mar 07	vs Clemson	*1b	5	1	1	1	0	0	0	0	0	0	0	0	0	0	2	8	2	0	.250
Mar 09	vs Illinois	*1b/p	4	1	1	0	0	0	0	1	0	0	0	0	0	0	1	6	0	0	.250
Mar 10	vs Illinois	*1b	4	2	2	0	0	0	0	0	0	0	0	0	0	0	1	8	1	0	.281
Mar 15	NIAGARA	*1b	1	2	1	0	0	0	0	4	1	0	0	0	0	0	0	7	0	0	.303
Mar 16	NIAGARA	*1b	4	0	0	0	0	0	0	0	0	0	0	0	0	0	2	7	2	0	.270
Mar 17	NIAGARA	*3b	2	0	1	0	0	0	0	2	0	0	0	0	0	0	0	2	1	1	.282
Mar 18	NIAGARA	*3b/1b	3	1	1	0	0	0	0	2	0	0	0	0	0	0	1	1	0	0	.286
Mar 21	CENTRAL MICHIGAN	p	1	0	0	0	0	0	0	0	0	0	0	0	0	0	1	0	0	0	.279
Mar 25	at Michigan	*3b/2b	5	0	1	0	1	0	0	0	0	0	0	0	0	0	2	2	3	0	.271
Mar 28	WESTERN MICHIGAN	*2b	4	0	1	0	0	0	0	0	0	0	0	0	0	0	0	1	1	1	.269
Mar 30	RUTGERS-1	*2b	4	1	1	1	0	1	0	0	0	0	0	0	0	0	0	1	0	1	.268
Mar 30	RUTGERS-2	*3b	4	0	0	0	0	0	0	0	0	0	0	0	0	1	1	0	2	0	.250
Apr 07	NEBRASKA	*2b	5	2	1	0	0	0	0	0	0	0	0	0	0	0	0	3	2	0	.246
Apr 08	NEBRASKA	*2b	5	0	1	1	0	0	0	0	0	0	0	0	0	0	0	1	2	0	.243
Apr 10	NOTRE DAME	*2b	5	0	1	0	0	0	0	0	0	0	0	0	0	0	1	3	2	0	.240
Apr 13	VALPARAISO-1	*2b	5	1	2	0	1	0	0	0	0	0	0	0	0	0	0	1	3	1	.250
Apr 13	VALPARAISO-2	*2b	5	0	2	2	1	0	0	0	0	0	0	0	0	0	1	1	4	1	.259
Apr 18	at Western Michigan	*3b/2b	5	0	1	1	1	0	0	1	0	0	0	0	0	0	0	1	3	0	.256
Apr 20	at Northwestern	*3b	4	0	1	0	0	0	0	0	0	0	0	0	0	0	1	0	1	0	.255
Apr 21	at Northwestern	*2b	4	0	1	0	0	0	0	0	0	0	0	0	0	0	0	3	4	0	.255
Apr 22	at Northwestern	*3b	4	0	2	2	0	0	0	0	0	0	0	0	0	0	1	1	1	0	.265
Apr 25	TOLEDO	*2b	4	2	1	0	1	0	0	1	0	0	0	0	0	0	1	1	2	0	.264
Apr 27	MARYLAND	*3b	4	0	0	0	0	0	0	0	0	0	0	0	0	0	0	1	4	0	.255
Apr 28	MARYLAND	*3b	3	0	1	1	0	0	0	1	0	0	0	0	0	0	0	1	3	0	.257
Apr 29	MARYLAND	*3b	4	0	0	0	0	0	0	0	0	0	0	0	0	0	2	0	3	0	.248
May 04	at Penn State	*3b	4	0	0	0	0	0	0	0	0	0	0	0	0	0	2	1	1	1	.240
May 05	at Penn State-1	*3b	3	0	1	0	0	0	0	1	0	0	0	0	0	0	1	1	1	0	.242
May 05	at Penn State-2	*3b	4	1	1	0	0	0	0	0	1	0	0	0	0	0	1	0	1	0	.242
May 09	MICHIGAN	*3b	3	0	0	0	0	0	0	1	0	0	0	0	0	0	1	1	2	0	.237
May 11	at Minnesota	*3b	4	1	1	0	0	0	0	0	0	0	0	0	0	0	1	1	1	0	.237
May 12	at Minnesota	*3b	4	0	1	0	0	0	0	0	0	1	0	0	0	0	1	1	2	0	.237
May 13	at Minnesota	*3b	3	0	1	1	0	0	0	1	0	0	0	0	0	0	1	0	1	0	.239
May 15	at Central Michigan	*3b	3	0	2	1	0	0	0	0	0	0	0	0	0	0	1	0	0	2	.248
May 17	OHIO STATE	*3b	5	1	2	2	0	0	0	0	0	0	0	0	0	0	1	0	5	0	.253
May 18	OHIO STATE	*3b	3	0	2	0	0	0	0	1	0	0	0	0	0	0	0	0	3	0	.261
May 19	OHIO STATE	*3b	3	1	0	0	0	0	0	1	0	0	0	0	0	0	0	0	2	1	.256
Totals		40gs	156	21	40	13	7	2	0	19	3	2	0	0	0	1	33	76	77	9	.256

On base pct. .337 • Slugging pct. .327

#32 Iverson,Zach - 2 appearances (All games)

Date	Opponent	GS	IP	H	R	ER	BB	SO	2B	3B	HR	WP	BK	HBP	IBB	Score	W-L	Sv	ERA	NP
Mar 09	vs Illinois		1.0	0	0	0	2	2	0	0	0	0	0	0	0	4-15	0-0	0	0.00	21
Mar 21	CENTRAL MICHIGAN		1.0	1	0	0	0	0	0	0	0	0	0	0	0	1-3	0-0	0	0.00	12
Totals		0	2.0	1	0	0	2	2	0	0	0	0	0	0	0	5-18	0-0	0	0.00	-

CAREER STATS

Year	avg	gp-gs	ab	r	h	2b	3b	hr	rbi	tb	slq%	bb	hbp	so	gdp	ob%	sf	sh	sb-att	po	a	e	fld%
2018	.256	42-40	156	21	40	7	2	0	13	51	.327	19	0	33	1	.337	0	0	3-5	76	77	9	.944
TOTAL	.256	42-40	156	21	40	7	2	0	13	51	.327	19	0	33	1	.337	0	0	3-5	76	77	9	.944

SPARTAN BASEBALL

OF/LHP

BRYCE KELLEY

L-L // 6-2 // 200 // SOPHOMORE // ROCKFORD, MICH. // ROCKFORD



17

2018 SNAPSHOT

BA

.267

RBI

15

SB

32

- Broke the MSU single-season stolen base record, now at 30 ... Leads the BIG and ranks tied for seventh in the NCAA with the 32 stolen bases ... also fourth in the nation in stolen bases per game at 0.67.
- Has stolen at least one base in each of the last four games as part of 24 games this season ... had a four-game streak (Mar. 15-18), and has swiped multiple bases in six games, highlighted by three base swipes at Michigan (Mar. 23).
- Leads team with 17 multi-hit games, led by season-high three in four games, most recently at Minnesota (5/12) ... has three multi-hit outings in last five games and five in last 10 games.
- Had a seven-game hitting streak snapped at Northwestern (Apr. 21) ... Added a five-game hitting streak (March 10-18).

SEASON HIGHS

Hits	3 (4x), MR at Minnesota (5/12)
RBI	2, vs. Nebraska (4/7)
Runs Scored	2 (4x), MR at Western Mich. (4/18)
Total Bases	3 (8x), MR vs. Ohio State (5/18)
Stolen Bases	3, vs. Michigan (3/23)

CAREER HIGHS

Hits	4, vs. Toledo (4/26/17)
RBI	2 (3x), MR vs. Nebraska (4/7/18)
Runs Scored	3, vs. EMU (5/11/17)
Total Bases	4 (4x), MR vs. EMU (5/11/17)
Stolen Bases	3, vs. Michigan (3/23/18)

Date	Opponent	Pos	AB	R	H	RBI	2B	3B	HR	BB	SB	CS	HBP	SAC	SF	GDP	K	PO	A	E	Avg	
Feb 16	at Fresno State	*of	4	1	1	0	0	0	0	1	0	0	0	0	0	0	2	0	0	0	.250	
Feb 17	at Fresno State-1	*of	3	0	0	1	0	0	0	1	0	0	0	0	0	0	2	2	0	0	.143	
Feb 17	at Fresno State-2	*of	4	0	1	0	0	0	0	0	1	0	0	0	0	0	0	3	0	0	.182	
Feb 18	at Fresno State	*of	3	1	1	0	0	0	0	1	1	1	0	0	0	0	2	1	0	0	.214	
Feb 23	at Pepperdine	*of	4	0	0	0	0	0	0	0	0	0	0	0	0	0	0	1	0	0	.167	
Feb 25	at Pepperdine	of	0	0	0	0	0	0	0	0	0	0	0	0	0	0	0	0	0	0	.167	
Mar 02	vs Washington	*of/of	4	1	3	1	0	0	0	0	1	0	0	0	0	0	0	3	0	0	.273	
Mar 03	vs UCLA	*of	3	0	0	0	0	0	0	0	0	0	0	0	0	0	2	0	0	0	.240	
Mar 04	vs Arizona	*of	4	0	0	0	0	0	0	0	0	0	0	0	0	0	1	4	0	0	.207	
Mar 07	vs Clemson	*of	4	1	2	1	0	0	0	1	0	0	0	0	0	0	0	2	0	0	.242	
Mar 09	vs Illinois	*of	4	0	0	1	0	0	0	0	1	0	0	0	0	0	0	1	0	1	.216	
Mar 09	vs Furman	*of	4	0	0	0	0	0	0	0	0	1	0	0	0	0	0	3	0	0	.195	
Mar 10	vs Illinois	*of	5	0	2	0	0	0	0	0	0	0	0	0	0	0	3	1	0	0	.217	
Mar 15	NIAGARA	*of	4	2	2	0	0	0	0	1	2	1	0	0	0	0	0	0	0	0	.240	
Mar 16	NIAGARA	*of	4	1	2	0	0	0	0	0	2	0	0	0	0	0	0	2	0	0	.259	
Mar 17	NIAGARA	*of	4	1	1	1	0	0	0	1	1	0	0	0	0	0	1	3	0	0	.259	
Mar 18	NIAGARA	*of	5	2	1	0	0	0	0	0	1	0	0	0	0	0	0	1	1	0	.254	
Mar 21	CENTRAL MICHIGAN	*of	4	0	0	0	0	0	0	1	0	0	0	0	0	0	2	2	0	0	.239	
Mar 23	at Michigan	*of	3	1	0	0	0	0	0	2	3	0	0	0	0	0	2	0	1	0	.229	
Mar 24	MICHIGAN	*of	5	0	0	1	0	0	0	0	1	0	0	0	0	0	1	1	0	0	.213	
Mar 25	at Michigan	*of	4	0	3	0	0	0	0	0	1	0	0	0	0	0	0	2	0	0	.241	
Mar 28	WESTERN MICHIGAN	*of	3	0	1	0	0	0	0	1	1	0	0	0	0	0	0	7	0	1	.244	
Mar 30	RUTGERS-1	*of	4	0	0	0	0	0	0	0	0	0	0	0	0	0	0	4	0	0	.233	
Mar 30	RUTGERS-2	*of	4	0	0	1	0	0	0	0	2	0	0	0	0	0	2	1	0	0	.222	
Apr 07	NEBRASKA	*of	3	1	2	2	0	0	0	1	0	0	0	1	0	0	0	0	0	0	.237	
Apr 08	NEBRASKA	*of	4	1	1	0	0	1	0	0	0	0	0	0	0	0	1	3	0	1	.237	
Apr 10	NOTRE DAME	*of	4	1	1	0	0	0	0	0	0	0	0	0	0	0	0	3	1	0	.238	
Apr 13	VALPARAISO-1	*of	3	0	1	1	0	0	0	0	0	0	0	1	1	0	0	5	0	0	.240	
Apr 13	VALPARAISO-2	*of	5	2	2	0	0	0	0	0	2	0	0	0	0	0	0	4	0	0	.248	
Apr 18	at Western Michigan	*of	5	2	3	1	0	0	0	1	2	0	0	0	0	0	0	1	0	0	.263	
Apr 20	at Northwestern	*of	5	1	1	0	0	0	0	0	1	0	0	0	0	0	0	3	0	0	.261	
Apr 21	at Northwestern	*of	3	1	0	0	0	0	0	1	0	0	0	0	0	0	1	3	0	0	.254	
Apr 22	at Northwestern	*of	4	1	0	0	0	0	0	1	0	0	0	0	0	0	2	0	0	0	.246	
Apr 25	TOLEDO	*of	4	0	1	1	1	0	0	1	0	1	0	0	0	0	0	2	0	0	.246	
Apr 27	MARYLAND	*of	3	0	1	1	1	0	0	1	0	0	0	0	0	0	0	2	0	0	.248	
Apr 28	MARYLAND	*of	5	1	2	0	0	0	0	0	0	0	0	0	0	0	0	2	0	0	.254	
Apr 29	MARYLAND	*of	4	0	2	0	0	0	0	1	1	0	0	0	0	0	0	1	0	0	.261	
May 04	at Penn State	*of	5	0	0	0	0	0	0	0	0	0	0	0	0	0	1	0	0	0	.252	
May 05	at Penn State-1	*of	4	0	1	0	0	0	0	0	0	0	0	0	0	0	0	1	0	0	.252	
May 05	at Penn State-2	*of	5	0	0	0	0	0	0	0	1	0	0	0	0	0	1	3	0	0	.244	
May 09	MICHIGAN	*of	3	0	2	0	1	0	0	1	1	0	0	0	0	0	0	2	0	1	.252	
May 11	at Minnesota	*of	5	0	0	0	0	0	0	0	0	0	0	0	0	0	2	3	1	0	.244	
May 12	at Minnesota	*of	5	1	3	0	0	0	0	0	1	1	0	0	0	0	0	5	0	0	.254	
May 13	at Minnesota	*of	4	0	0	0	0	0	0	0	0	0	0	0	0	0	1	0	0	0	.249	
May 15	at Central Michigan	*of	4	1	2	0	0	0	0	0	1	1	0	0	0	0	1	1	0	0	.254	
May 17	OHIO STATE	*of	5	0	2	1	1	0	0	0	2	0	0	0	0	0	2	2	0	0	.258	
May 18	OHIO STATE	*of	5	1	2	0	1	0	0	0	1	0	0	0	0	0	0	1	0	0	.262	
May 19	OHIO STATE	*of	4	0	2	1	0	0	0	0	1	0	0	1	0	0	0	2	0	0	.267	
Totals			47gs	191	25	51	15	5	1	0	18	32	7	0	3	1	0	32	93	4	4	.267

On base pct. .329 • Slugging pct. .304

CAREER STATS

Year	avg	gp-gs	ab	r	h	2b	3b	hr	rbi	tb	slg%	bb	hbp	so	gdp	ob%	sf	sh	sb-att	po	a	e	fld%
2017	.353	41-38	156	34	55	7	3	0	21	68	.436	17	0	37	2	.416	0	3	13-18	61	2	1	.984
2018	.267	48-47	191	25	51	5	1	0	15	58	.304	18	0	32	0	.329	1	3	32-39	93	4	4	.960
TOTAL	.305	89-85	347	59	106	12	4	0	36	126	.363	35	0	69	2	.368	1	6	45-57	154	6	5	.970

SPARTAN BASEBALL

RYAN KING

R/R // 5-8 // 140 // FRESHMAN // MUNSTER, ILL. // BROTHER RICE

INF



9

2018 SNAPSHOT

BA

.259

RBI

13

OB %

.289

- Second on team with 12 multiple-hit game, with 11 games tallying two hits and one three-hit outing.

- Shares team lead with six sacrifices, ranking second on team with four sac bunts, while ranking tied for second with two sac flies.

- Opened season with a five-game hitting streak (Feb. 17-24).

SEASON HIGHS

CAREER HIGHS

Hits	
3, at Penn State (5/5)	
RBI	
3, vs. Nebraska (4/7)	
Runs Scored	
3, vs. Nebraska (4/7)	
Total Bases	
3 (2x), MR at Penn State (5/5)	

Date	Opponent	Pos	AB	R	H	RBI	2B	3B	HR	BB	SB	CS	HBP	SAC	SF	GDP	K	PO	A	E	Avg
Feb 17	at Fresno State-1	ph	1	1	1	0	1	0	0	0	0	0	0	0	0	0	0	0	0	0	1.000
Feb 17	at Fresno State-2	*ss	3	0	1	0	0	0	0	1	0	0	0	0	0	0	0	0	1	0	.500
Feb 18	at Fresno State	*ss	4	0	2	0	0	0	0	0	0	1	0	0	0	0	1	1	2	0	.500
Feb 23	at Pepperdine	*ss	4	0	2	0	0	0	0	0	0	0	0	0	0	0	1	3	1	1	.500
Feb 24	at Pepperdine	*ss	5	0	2	0	0	0	0	0	0	0	0	0	0	0	1	0	2	0	.471
Feb 25	at Pepperdine	*ss	4	0	0	0	0	0	0	0	0	0	0	0	0	0	1	3	3	0	.381
Mar 02	vs Washington	*ss	4	0	0	0	0	0	0	1	0	0	0	0	0	0	1	2	4	0	.320
Mar 03	vs UCLA	*ss	4	0	2	0	0	0	0	0	0	0	0	0	0	0	1	2	3	0	.345
Mar 04	vs Arizona	*ss	4	0	0	0	0	0	0	0	0	0	0	0	0	0	0	1	4	0	.303
Mar 07	vs Clemson	*ss	5	1	2	1	0	0	0	0	0	0	0	1	0	0	0	3	1	0	.316
Mar 09	vs Illinois	*ss	4	0	0	0	0	0	0	0	0	0	0	0	0	0	0	2	3	0	.286
Mar 09	vs Furman	*ss	4	0	1	0	1	0	0	0	0	0	0	0	0	0	1	2	4	0	.283
Mar 10	vs Illinois	*ss	4	0	2	0	0	0	0	0	0	0	0	0	0	0	0	1	1	1	.300
Mar 15	NIAGARA	*ss	4	1	1	2	0	0	0	0	0	0	0	0	1	0	1	2	2	0	.296
Mar 16	NIAGARA	*ss	3	0	0	0	0	0	0	0	0	0	0	0	0	0	2	3	2	1	.281
Mar 17	NIAGARA	*ss	3	0	0	0	0	0	0	0	0	0	0	1	0	0	0	3	2	1	.267
Mar 18	NIAGARA	*ss	4	2	2	1	0	0	0	0	0	0	0	0	1	0	2	2	3	1	.281
Mar 21	CENTRAL MICHIGAN	*ss	3	0	0	1	0	0	0	0	0	0	0	1	0	1	1	0	2	0	.269
Mar 23	at Michigan	*ss	4	1	1	1	0	0	0	0	0	0	0	0	0	0	0	2	1	0	.268
Mar 24	MICHIGAN	*ss	4	0	0	0	0	0	0	0	0	0	0	0	0	0	1	2	2	0	.253
Mar 25	at Michigan	*ss	3	0	2	0	1	0	0	1	0	0	0	0	0	0	0	1	2	0	.269
Mar 28	WESTERN MICHIGAN	*ss	4	0	1	0	0	0	0	0	0	0	0	0	0	0	0	1	0	0	.268
Mar 30	RUTGERS-1	*ss	3	0	0	0	0	0	0	0	0	0	0	0	0	0	1	1	3	1	.259
Mar 30	RUTGERS-2	*ss	3	1	1	0	0	0	0	1	0	0	0	0	0	0	0	1	5	0	.261
Apr 01	RUTGERS	*ss	3	0	1	1	0	0	0	0	0	1	0	1	0	0	1	0	2	0	.264
Apr 07	NEBRASKA	*ss	5	3	2	3	0	0	0	1	0	0	0	0	0	0	1	3	3	1	.271
Apr 08	NEBRASKA	*ss	4	0	0	0	0	0	0	0	0	0	0	0	0	0	1	2	0	0	.260
Apr 10	NOTRE DAME	*ss	3	1	0	0	0	0	0	1	0	0	0	0	0	0	0	2	1	1	.252
Apr 13	VALPARAISO-1	*ss	5	1	2	0	0	0	0	0	0	0	0	0	0	0	0	3	3	0	.259
Apr 13	VALPARAISO-2	*ss	4	0	1	0	0	0	0	0	0	0	0	0	0	0	0	2	1	0	.259
Apr 18	at Western Michigan	*ss	5	1	2	0	0	0	0	0	0	0	0	0	0	0	2	3	4	0	.265
Apr 20	at Northwestern	*ss	3	1	0	0	0	0	0	1	0	0	0	0	0	0	1	3	2	0	.258
Apr 21	at Northwestern	*ss	4	0	1	1	0	0	0	0	0	0	0	0	0	0	1	0	0	0	.258
Apr 22	at Northwestern	*ss	4	0	0	0	0	0	0	0	0	0	0	0	0	0	2	3	2	0	.250
May 04	at Penn State	*ss	4	0	3	1	0	0	0	0	0	0	0	0	0	0	0	2	5	0	.265
May 05	at Penn State-1	*ss	4	0	0	0	0	0	0	0	0	0	0	0	0	0	1	3	2	2	.257
May 15	at Central Michigan	*ss	3	0	1	0	0	0	0	0	0	0	0	0	0	0	0	1	6	0	.259
May 17	OHIO STATE	*ss	4	0	1	1	1	0	0	0	0	0	0	0	0	0	0	3	2	1	.259
Totals			37gs	143	14	37	13	4	0	7	0	2	0	4	2	1	25	68	86	11	.259

On base pct. .289 • Slugging pct. .287

CAREER STATS

Year	avg	gp-gs	ab	r	h	2b	3b	hr	rbi	tb	slg%	bb	hbp	so	gdp	ob%	sf	sh	sb-att	po	a	e	fld%
2018	.259	38-37	143	14	37	4	0	0	13	41	.287	7	0	25	1	.289	2	4	0-2	68	86	11	.933
TOTAL	.259	38-37	143	14	37	4	0	0	13	41	.287	7	0	25	1	.289	2	4	0-2	68	86	11	.933

SPARTAN BASEBALL

NIC LACAYO

R/R // 5-9 // 175 // JUNIOR // COLORADO SPRINGS, COLO. // SOUTH MOUNTAIN CC

C



27

2018 SNAPSHOT

BA

.226

RBI

6

OB %

.294

- Has two multi-hit outings, most recently going 2-for-4 vs. Central Michigan (3/21).

- Registered first collegiate hit in first game as a Spartan in a pinch-hit appearance at Fresno State (2/17).

- Laced first double of MSU career vs. Rutgers (4/1).

SEASON HIGHS

Hits
2 (2x), MR vs. CMU (3/21)
RBI
1 (6x), MR at Penn State (5/5)
Runs Scored
1 (5x), MR at Penn State (5/5)
Total Bases
2 (4x), MR vs. Valparaiso (4/13)

CAREER HIGHS

Date	Opponent	Pos	AB	R	H	RBI	2B	3B	HR	BB	SB	CS	HBP	SAC	SF	GDP	K	PO	A	E	Avg
Feb 17	at Fresno State-1	ph	1	0	1	0	0	0	0	0	0	0	0	0	0	0	0	0	0	0	1.000
Feb 18	at Fresno State	*c	4	0	1	0	0	0	0	0	0	0	0	0	0	0	1	6	2	1	.400
Feb 25	at Pepperdine	*c	3	0	1	0	0	0	0	0	0	0	0	0	0	0	0	7	1	0	.375
Mar 02	vs Washington	ph/c	2	0	0	0	0	0	0	0	0	0	0	0	0	0	0	0	0	0	.300
Mar 03	vs UCLA	*c	3	0	0	0	0	0	0	0	0	0	0	0	0	0	0	7	1	0	.231
Mar 04	vs Arizona	*c	3	0	1	1	0	0	0	0	0	0	0	1	0	0	0	5	2	0	.250
Mar 07	vs Clemson	*c	4	0	0	0	0	0	0	0	0	0	1	0	0	0	1	9	0	0	.200
Mar 09	vs Furman	*c	3	0	0	1	0	0	0	0	1	0	0	0	0	0	1	6	0	0	.174
Mar 16	NIAGARA	*c	3	0	2	0	0	0	0	0	0	1	0	0	0	0	0	6	0	0	.231
Mar 17	NIAGARA	*c	3	1	0	0	0	0	0	0	0	0	1	0	0	0	3	12	0	0	.207
Mar 18	NIAGARA	c	0	0	0	0	0	0	0	0	0	0	0	0	0	0	0	2	0	0	.207
Mar 21	CENTRAL MICHIGAN	*c	4	0	2	0	0	0	0	0	0	0	0	0	0	0	1	10	0	0	.242
Mar 23	at Michigan	*c	3	0	1	1	0	0	0	1	0	0	0	0	0	1	1	6	1	0	.250
Mar 24	MICHIGAN	*c	4	0	1	0	0	0	0	0	0	0	0	0	0	0	0	11	1	1	.250
Mar 25	at Michigan	*c	3	0	0	0	0	0	0	0	0	0	0	0	0	0	1	6	0	1	.233
Mar 28	WESTERN MICHIGAN	c	0	0	0	0	0	0	0	0	0	0	0	0	0	0	0	0	0	0	.233
Mar 30	RUTGERS-1	*c	3	1	0	0	0	0	0	0	0	0	1	0	0	1	0	6	0	1	.217
Mar 30	RUTGERS-2	ph	1	0	0	0	0	0	0	0	0	0	0	0	0	0	1	0	0	0	.213
Apr 01	RUTGERS	*c	4	1	1	1	1	0	0	0	0	0	0	0	0	0	1	7	0	0	.216
Apr 13	VALPARAISO-1	c	2	0	0	0	0	0	0	0	0	0	0	0	0	0	0	6	0	0	.208
Apr 13	VALPARAISO-2	*c	3	1	1	1	1	0	0	0	0	0	0	1	0	0	0	5	0	0	.214
Apr 29	MARYLAND	*c	1	0	0	0	0	0	0	2	0	0	0	0	0	0	0	9	0	0	.211
May 05	at Penn State-2	*c	4	1	1	1	0	0	0	0	0	0	0	0	0	0	1	7	2	0	.213
May 15	at Central Michigan	ph	1	0	1	0	0	0	0	0	0	0	0	0	0	0	0	0	0	0	.226
Totals		17gs	62	5	14	6	2	0	0	3	1	1	3	2	0	2	12	133	10	4	.226

On base pct. .294 • Slugging pct. .258

CAREER STATS

Year	avg	gp-gs	ab	r	h	2b	3b	hr	rbi	tb	slq%	bb	hbp	so	gdp	ob%	sf	sh	sb-att	po	a	e	fld%
2018	.226	24-17	62	5	14	2	0	0	6	16	.258	3	3	12	2	.294	0	2	1-2	133	10	4	.973
TOTAL	.226	24-17	62	5	14	2	0	0	6	16	.258	3	3	12	2	.294	0	2	1-2	133	10	4	.973

SPARTAN BASEBALL

ETHAN LANDON

R-R // 6-5 // 225 // SENIOR // SIOUX FALLS, S.D. // KANSAS STATE

RHP



7



2018 SNAPSHOT

W-L

3-6

ERA

4.20

BAA

.262

- Ranks seventh in the BIG with 72 strikeouts, including 16th with 17 strikeouts looking, as well as seventh in innings pitched with 81.1 IP, along with just outside the top 15 in the league in both ERA at 4.20 and opposing batting average at .262.

- Has fired six or more Ks in seven of his 14 outings, including career-high nine strikeouts twice this season in season-debut at Fresno State (2/17) and vs. Michigan (3/24).

- Has gone at least 6.0 IP in eight of 14 outings, including 7.0 or more in stretch of three-straight outings (Mar. 9-24).

- Has 165 career strikeouts, needing just 15 more to crack the MSU career strikeouts top 10 list ... Now with 72 strikeouts this season, has not only topped the 50 Ks mark for the second time of career, but also surpassed 59 punchouts during his sophomore season of 2016 for a new career-best.

SEASON HIGHS

Innings
8.0, vs. Michigan (3/24)
Strikeouts
9 (2x), MR vs. Michigan (3/24)

MSU CAREER HIGHS

Innings
8.2, vs. Michigan (4/30/16)
Strikeouts
9 (2x), MR vs. Michigan (3/24/18)

Date	Opponent	GS	IP	H	R	ER	BB	SO	2B	3B	HR	WP	BK	HBP	IBB	Score	W-L	Sv	ERA	NP
Feb 17	at Fresno State-2	*	6.2	6	2	1	0	9	0	0	0	1	0	0	0	1-2	0-1	0	1.35	91
Feb 24	at Pepperdine	*	4.2	6	2	2	0	6	1	0	0	1	0	1	0	5-2	0-1	0	2.38	87
Mar 03	vs UCLA	*	6.0	7	4	4	1	6	1	0	2	0	0	1	0	1-4	0-2	0	3.63	103
Mar 09	vs Furman	*	7.0	7	3	3	5	4	0	1	0	1	0	0	0	2-3	0-3	0	3.70	128
Mar 16	NIAGARA	*	7.0	5	1	1	1	6	1	0	0	1	0	0	0	2-3	0-3	0	3.16	98
Mar 24	MICHIGAN	*	8.0	4	2	0	3	9	0	0	0	0	0	0	0	1-3	0-4	0	2.52	129
Mar 30	RUTGERS-2	*	6.0	7	5	4	1	4	1	0	0	0	0	0	0	4-6	0-5	0	2.98	77
Apr 07	NEBRASKA	*	5.0	7	4	4	4	1	0	0	0	0	0	0	0	17-5	1-5	0	3.40	89
Apr 13	VALPARAISO-1	*	6.1	4	2	2	3	6	1	0	1	0	0	2	0	5-4	1-5	0	3.34	93
Apr 20	at Northwestern	*	7.0	7	3	2	1	8	1	0	0	0	0	1	0	5-3	2-5	0	3.25	101
Apr 27	MARYLAND	*	5.0	3	2	1	5	4	1	0	0	0	0	0	0	4-2	3-5	0	3.15	92
May 04	at Penn State	*	3.0	8	10	9	3	2	4	0	0	1	0	2	0	1-13	3-6	0	4.14	66
May 11	at Minnesota	*	4.1	7	5	4	2	3	1	0	0	0	0	0	0	6-5	3-6	0	4.38	88
May 17	OHIO STATE	*	5.1	5	3	1	4	4	2	0	0	0	0	1	0	8-10	3-6	0	4.20	88
Totals		14	81.1	83	48	38	33	72	14	1	3	5	0	8	0	62-65	3-6	0	4.20	-

CAREER STATS

Year	era	w-l	app	gs	cq	sho	sv	ip	h	r	er	bb	so	2b	3b	hr	bf	bavg	wp	hbp	bk	sfa	sha
2016	2.75	8-3	15	15	0	0/2	0	85.0	77	38	26	30	59	9	0	2	366	.243	6	8	0	4	7
2017	6.29	3-2	18	9	0	0/1	1	48.2	62	37	34	21	34	11	0	2	229	.313	6	6	2	3	1
2018	4.20	3-6	14	14	0	0/0	0	81.1	83	48	38	33	72	14	1	3	366	.262	5	8	0	3	5
TOTAL	4.10	14-11	47	38	0	0/3	1	215.0	222	123	98	84	165	34	1	7	961	.267	17	22	2	10	13

SPARTAN BASEBALL

JAKE LOWERY

R-R // 6-3 // 220 // SENIOR // HOWELL, MICH. // HARTLAND

RHP



12



2018 SNAPSHOT

SV

2

ERA

2.26

BAA

.245

- Used primarily as late-inning reliever and closer this season, making one start in opening weekend, but has come out of bullpen since ... has a 4-3 record with two saves this season.

- Has five career saves, earning 1st of season at Pepperdine (2/25), adding 2nd vs. WMU (4/18).

- Has 12 appearances in last 18 games with a 3-1 record and two saves, not allowing an earned run and only yielding five hits with an opposition average of .125 over that stretch ... has fired at least one strikeout per appearance in 12 of last 14 appearances, including five outings with three or more over that stretch ... has at least one strikeout in 19 of 24 appearances, including eight outings with three or more Ks, highlighted by four Ks in three different appearances, at Fresno State (2/17), vs. Nebraska (4/8) and at Northwestern (4/21).

- One of four players on team who is engaged, along with Keegan Baar, Zack McGuire and Kory Young.

SEASON HIGHS

Innings
4.0, at Fresno State (2/17)
Strikeouts
4 (4x), MR vs. Ohio State (5/17)

CAREER HIGHS

Innings
7.2, vs. Iowa (5/7/17)
Strikeouts
11, at Northwestern (4/28/17)

Date	Opponent	GS	IP	H	R	ER	BB	SO	2B	3B	HR	WP	BK	HBP	IBB	Score	W-L	Sv	ERA	NP
Feb 17	at Fresno State-1	*	4.0	10	5	5	0	4	1	0	2	0	0	2	0	4-9	0-1	0	11.25	75
Feb 25	at Pepperdine		1.2	0	0	0	0	1	0	0	0	0	0	0	0	1-0	0-1	1	7.94	14
Mar 02	vs Washington		2.0	5	3	3	0	0	3	0	0	1	0	0	0	3-4	0-2	1	9.39	31
Mar 07	vs Clemson		1.2	3	1	1	0	2	0	0	0	0	0	0	0	7-9	0-2	1	8.68	30
Mar 17	NIAGARA		2.0	2	1	1	1	3	0	0	0	0	0	0	0	5-1	0-2	1	7.94	37
Mar 21	CENTRAL MICHIGAN		2.0	1	0	0	2	3	0	0	0	0	0	0	0	1-3	0-2	1	6.75	36
Mar 25	at Michigan		1.0	0	0	0	0	2	0	0	0	0	0	0	0	0-11	0-2	1	6.28	11
Mar 28	WESTERN MICHIGAN		1.0	1	0	0	0	0	1	0	0	0	0	0	0	1-6	0-2	1	5.87	10
Mar 30	RUTGERS-2		1.0	0	0	0	0	1	0	0	0	1	0	1	0	4-6	0-2	1	5.51	14
Apr 01	RUTGERS		1.0	1	0	0	0	0	1	0	0	0	0	0	0	6-0	0-2	1	5.19	14
Apr 08	NEBRASKA		2.0	0	0	0	1	4	0	0	0	0	0	0	0	5-3	0-2	1	4.66	35
Apr 13	VALPARAISO-1		2.0	1	0	0	1	2	1	0	0	0	0	0	1	5-4	1-2	1	4.22	29
Apr 13	VALPARAISO-2		1.0	0	0	0	0	2	0	0	0	0	0	0	0	6-7	1-2	1	4.03	15
Apr 18	at Western Michigan		1.1	0	0	0	1	1	0	0	0	0	0	1	0	10-7	1-2	2	3.80	25
Apr 21	at Northwestern		2.0	2	1	0	0	4	0	0	0	0	0	1	0	4-2	1-2	2	3.51	35
Apr 22	at Northwestern		0.2	0	0	0	0	1	0	0	0	0	0	0	0	6-5	2-2	2	3.42	10
Apr 25	TOLEDO		0.2	1	0	0	0	1	0	0	0	0	0	0	0	5-4	3-2	2	3.33	10
Apr 27	MARYLAND		2.0	0	0	0	0	2	0	0	0	0	0	0	0	4-2	3-2	2	3.10	27
Apr 29	MARYLAND		2.0	1	0	0	0	3	1	0	0	0	0	1	0	3-5	3-2	2	2.90	28
May 05	at Penn State-2		3.0	2	0	0	0	3	0	0	0	0	0	0	0	6-4	4-2	2	2.65	36
May 11	at Minnesota		0.1	1	0	0	2	0	0	0	0	0	0	0	0	6-5	4-2	2	2.62	28
May 12	at Minnesota		0.1	2	2	0	0	0	0	0	0	0	0	0	0	5-10	4-3	2	2.60	9
May 17	OHIO STATE		2.2	1	1	0	1	4	0	0	0	1	0	0	0	8-10	4-3	2	2.41	52
May 19	OHIO STATE		2.0	3	2	0	0	2	0	0	0	0	0	0	0	8-3	4-3	2	2.29	34
Totals		1	39.1	37	16	10	9	45	8	0	2	3	0	6	1	113-120	4-3	2	2.29	-

CAREER STATS

Year	era	w-l	app	gs	cq	sho	sv	ip	h	r	er	bb	so	2b	3b	hr	bf	bavg	wp	hbp	bk	sfa	sha
2014	2.94	3-1	26	1	0	0/2	2	33.2	30	13	11	10	22	6	0	1	137	.248	2	2	0	1	3
2016	2.73	2-1	17	0	0	0/0	1	26.1	30	8	8	7	31	7	1	2	116	.288	4	0	0	1	4
2017	3.71	2-4	22	4	0	0/1	0	51.0	43	24	21	16	70	6	1	4	215	.230	8	7	1	2	3
2018	2.29	4-3	24	1	0	0/2	2	39.1	37	16	10	9	45	8	0	2	170	.245	3	6	0	3	1
TOTAL	2.99	11-9	89	6	0	0/5	5	150.1	140	61	50	42	168	27	2	9	638	.249	17	15	1	7	11

SPARTAN BASEBALL

RILEY McCAULEY

R-R // 6-0 // 205 // JUNIOR // STERLING HEIGHTS, MICH. // STEVENSON

RHP



4



2018 SNAPSHOT

S

5

ERA **4.47**

BAA **.268**

- Was the Spartans' closer last season, chalking up team-leading nine saves, which ranked tied for fourth in BIG and tied for 59th in the NCAA ... The nine saves tied for the third on the MSU single-season saves list (since 1986).

- In last 10 appearances, primarily as the Spartans' closer, McCauley did not allow a run in nine of those 10 appearances in 15.0 IP, with 23 strikeouts, while chalking up five saves and a 1-0 record over that span, yielding just 14 hits, and just three of them being for extra bases.

- Ranks 15th in the BIG with 59 total strikeouts this season ... tied for seventh in the BIG overall in saves with five, as well as fifth in BIG only games with five saves.

- Has four or more strikeouts in seven outings, including career-high 12 at Fresno State (2/16), in first collegiate start, part of seven starts this season before moving back to closer role.

SEASON HIGHS

CAREER HIGHS

Innings	Innings
7.0, vs. Niagara (3/15)	7.0, vs. Niagara (3/15/18)
Strikeouts	Strikeouts
12, at Fresno State (2/16)	12, at Fresno State (2/16/18)

Date	Opponent	GS	IP	H	R	ER	BB	SO	2B	3B	HR	WP	BK	HBP	IBB	Score	W-L	Sv	ERA	NP
Feb 16	at Fresno State	*	6.0	2	1	1	2	12	1	0	0	1	0	1	0	4-5	0-0	0	1.50	90
Feb 23	at Pepperdine	*	4.2	11	5	5	2	6	0	0	2	0	1	1	0	1-5	0-1	0	5.06	99
Mar 02	vs Washington	*	6.0	6	0	0	0	5	1	0	0	1	0	1	0	3-4	0-1	0	3.24	92
Mar 09	vs Illinois	*	4.1	6	5	5	4	4	3	0	0	2	0	0	0	4-15	0-2	0	4.71	103
Mar 15	NIAGARA	*	7.0	4	0	0	3	2	0	0	0	1	0	2	0	10-1	1-2	0	3.54	89
Mar 23	at Michigan	*	6.0	6	6	5	4	4	3	1	1	0	0	1	0	3-12	1-3	0	4.24	117
Mar 30	RUTGERS-1	*	5.1	7	6	6	1	3	1	1	0	0	0	0	0	4-8	1-4	0	5.03	91
Apr 08	NEBRASKA		2.0	3	0	0	3	3	1	0	0	0	0	0	1	5-3	2-4	0	4.79	52
Apr 13	VALPARAISO-1		3.0	3	0	0	1	4	0	0	0	0	0	1	0	5-4	2-4	0	4.47	67
Apr 21	at Northwestern		1.0	1	0	0	0	2	1	0	0	0	0	0	0	4-2	2-4	1	4.37	19
Apr 22	at Northwestern		2.0	2	0	0	0	3	0	0	0	0	0	0	0	6-5	2-4	2	4.18	38
Apr 27	MARYLAND		1.0	0	0	0	1	2	0	0	0	0	0	0	0	4-2	2-4	3	4.10	21
Apr 29	MARYLAND		1.0	0	0	0	0	0	0	0	0	0	0	0	0	3-5	2-4	3	4.01	6
May 05	at Penn State-2		2.0	1	0	0	1	4	0	0	0	0	0	0	0	6-4	2-4	4	3.86	37
May 11	at Minnesota		2.0	1	0	0	0	3	0	0	0	0	0	0	0	6-5	2-4	5	3.71	32
May 13	at Minnesota		0.2	1	0	0	0	2	1	0	0	0	0	0	0	1-3	2-4	5	3.67	15
May 17	OHIO STATE		0.1	2	6	5	2	0	0	0	0	1	0	0	1	8-10	2-5	5	4.47	22
Totals		7	54.1	56	29	27	24	59	12	2	3	6	1	7	2	77-93	2-5	5	4.47	-

CAREER STATS

Year	era	w-l	app	qs	cq	sho	sv	ip	h	r	er	bb	so	2b	3b	hr	bf	bavg	wp	hbp	bk	sfa	sha
2016	1.59	2-0	13	0	0	0/2	0	17.0	11	4	3	9	15	6	0	1	71	.186	1	2	0	0	1
2017	2.10	1-0	25	0	0	0/0	9	25.2	22	6	6	11	49	1	1	2	110	.224	5	1	0	0	0
2018	4.47	2-5	17	7	0	0/0	5	54.1	56	29	27	24	59	12	2	3	245	.268	6	7	1	2	3
TOTAL	3.34	5-5	55	7	0	0/2	14	97.0	89	39	36	44	123	19	3	6	426	.243	12	10	1	2	4

SPARTAN BASEBALL

ZACK MCGUIRE

R-R // 6-3 // 215 // SENIOR // STERLING HEIGHTS, MICH. // STEVENSON

INF



55



2018 SNAPSHOT

BA

.219

RBI

24

OB %

.300

- Raised average from .162 on March 9 to .293 on April 8, including .500 (5-for-10) in the Rutgers series, with a 1.000 slugging percentage ... belted a two-run home run and added two doubles, logging four RBI for the weekend ... also had two HRs in Northwestern series.
- Shares team lead with six HRs and all six have been two-run home runs.
- Has six multi-RBI outings, including team-leading and career-best five RBI vs. Niagara (3/18).
- Had a season-long six-game hitting streak and a 10-game reached base streak.
- Earned CoSIDA first-team Academic All-District™ accolades in both 2017 and 2018.
- One of four players on team who is engaged, along with Keegan Baar, Jake Lowery and Kory Young.

SEASON HIGHS

CAREER HIGHS

Hits	3 (3x), MR vs. Rutgers (4/1)	Hits	3 (5x) MR vs. Rutgers (4/1/18)
RBI	5, vs. Niagara (3/18)	RBI	5, vs. Niagara (3/18/18)
Runs Scored	2 (3x), MR vs. Ohio State (5/17)	Runs Scored	2 (11x), MR vs. Ohio State (5/17/18)
Total Bases	6 (2x), MR vs. Rutgers (3/30)	Total Bases	8, at Illinois (3/24/17)

Date	Opponent	Pos	AB	R	H	RBI	2B	3B	HR	BB	SB	CS	HBP	SAC	SF	GDP	K	PO	A	E	AVG	
Feb 16	at Fresno State	*1b	3	0	1	0	0	0	0	1	0	0	0	0	0	0	0	6	0	0	.333	
Feb 17	at Fresno State-1	*1b	4	0	0	0	0	0	0	0	0	0	0	0	0	0	2	8	0	0	.143	
Feb 17	at Fresno State-2	ph	1	0	0	0	0	0	0	0	0	0	0	0	0	0	0	0	0	0	.125	
Feb 18	at Fresno State	*1b	4	1	2	2	0	0	1	0	0	0	0	0	0	0	0	9	1	0	.250	
Feb 23	at Pepperdine	*1b	4	0	1	0	0	0	0	0	0	0	0	0	0	0	1	7	0	0	.250	
Feb 24	at Pepperdine	*1b	3	1	1	0	0	0	0	2	1	0	0	0	0	1	0	9	0	0	.263	
Feb 25	at Pepperdine	*1b	4	0	0	0	0	0	0	0	0	0	0	0	0	0	2	11	0	0	.217	
Mar 02	vs Washington	*1b	3	0	0	0	0	0	0	0	0	0	0	1	0	0	1	11	1	0	.192	
Mar 03	vs UCLA	*1b	3	0	0	0	0	0	0	0	0	0	0	0	0	0	1	7	1	0	.172	
Mar 07	vs Clemson	*dh	4	2	1	0	0	0	0	1	0	0	0	0	0	0	2	0	0	0	.182	
Mar 09	vs Furman	*1b	4	0	0	0	0	0	0	0	1	0	0	0	0	0	2	8	0	0	.162	
Mar 17	NIAGARA	*1b	3	0	1	0	0	0	0	1	0	0	0	0	0	0	0	3	1	0	.175	
Mar 18	NIAGARA	*1b	4	1	3	5	0	0	1	0	0	0	0	0	0	0	0	4	1	1	.227	
Mar 21	CENTRAL MICHIGAN	*1b	4	0	3	0	0	0	0	0	0	0	0	0	0	0	0	7	0	0	.271	
Mar 23	at Michigan	*1b	4	1	2	1	0	0	0	0	0	0	0	0	0	0	2	7	0	0	.288	
Mar 24	MICHIGAN	*1b	4	0	0	0	0	0	0	0	0	0	0	0	0	0	1	6	0	0	.268	
Mar 25	at Michigan	*1b	4	0	1	0	0	0	0	0	0	0	0	0	0	0	0	4	0	0	.267	
Mar 28	WESTERN MICHIGAN	*1b	4	0	0	0	0	0	0	0	0	0	0	0	0	0	0	4	1	0	.250	
Mar 30	RUTGERS-1	*1b	3	1	3	2	0	0	1	1	0	0	0	0	0	0	0	8	0	0	.284	
Mar 30	RUTGERS-2	*1b	3	1	1	1	1	0	0	1	0	0	0	0	0	0	1	11	1	0	.286	
Apr 01	RUTGERS	*1b	4	1	1	1	1	0	0	0	0	0	0	0	0	0	1	11	1	0	.284	
Apr 07	NEBRASKA	*1b	5	1	1	1	0	0	0	0	0	0	1	0	0	0	2	6	0	0	.278	
Apr 08	NEBRASKA	*1b	3	0	2	0	0	0	0	1	0	0	0	0	0	0	1	4	0	0	.293	
Apr 10	NOTRE DAME	*1b	4	1	1	2	1	0	0	0	0	0	0	0	0	0	2	3	1	0	.291	
Apr 13	VALPARAISO-1	*1b	4	1	0	0	0	0	0	1	0	0	0	0	0	0	0	9	0	0	.278	
Apr 13	VALPARAISO-2	*1b	5	0	0	0	0	0	0	0	0	0	0	0	0	0	0	8	0	0	.263	
Apr 18	at Western Michigan	*1b	5	1	1	1	0	0	0	1	0	0	0	0	0	0	1	10	0	1	.260	
Apr 20	at Northwestern	*1b	4	1	1	2	0	0	1	0	0	0	0	0	0	0	0	6	0	0	.260	
Apr 21	at Northwestern	*1b	4	1	1	0	0	0	0	0	0	0	0	0	0	0	3	8	1	0	.259	
Apr 22	at Northwestern	*1b	3	2	2	3	0	0	1	0	0	0	1	0	0	0	1	6	1	0	.270	
Apr 25	TOLEDO	*1b	3	0	0	0	0	0	0	2	0	0	0	0	0	0	1	8	1	0	.263	
Apr 27	MARYLAND	*1b	3	1	0	0	0	0	0	0	0	0	1	0	0	0	1	7	0	0	.256	
Apr 28	MARYLAND	*1b	4	0	1	0	0	0	0	0	0	0	0	0	0	0	1	9	1	0	.256	
Apr 29	MARYLAND	*1b	3	0	0	0	0	0	0	1	0	0	0	0	0	0	2	9	0	0	.250	
May 04	at Penn State	*1b	3	0	0	0	0	0	0	0	0	0	0	0	0	0	0	6	0	0	.244	
May 05	at Penn State-1	*1b	3	0	0	0	0	0	0	0	0	0	1	0	0	0	0	6	1	0	.238	
May 05	at Penn State-2	*1b	3	1	0	0	0	0	0	0	0	0	0	1	0	1	0	6	0	0	.233	
May 09	MICHIGAN	*1b	4	0	1	0	0	0	0	0	0	0	0	0	0	0	1	7	0	0	.234	
May 11	at Minnesota	*1b	3	0	0	1	0	0	0	0	0	0	0	0	1	0	0	3	0	0	.229	
May 12	at Minnesota	*1b	4	0	0	0	0	0	0	0	0	0	0	0	0	0	1	7	1	0	.222	
May 13	at Minnesota	*1b	4	0	0	0	0	0	0	0	0	0	0	0	0	0	1	6	0	0	.216	
May 17	OHIO STATE	*1b	5	1	2	0	0	0	0	0	0	0	0	0	0	0	1	8	1	0	.222	
May 18	OHIO STATE	*1b	3	0	0	0	0	0	0	1	0	0	0	0	0	0	0	8	0	0	.218	
May 19	OHIO STATE	*1b	4	2	1	2	0	0	1	0	0	0	0	0	0	0	2	9	2	0	.219	
Totals			43gs	160	22	35	24	3	0	6	15	2	0	4	2	1	2	37	300	18	2	.219

On base pct. .300 • Slugging pct. .350

CAREER STATS

Year	avg	gp-gs	ab	r	h	2b	3b	hr	rbi	tb	slg%	bb	hbp	so	gdp	ob%	sf	sh	sb-att	po	a	e	fld%
2015	.244	20-10	41	2	10	2	0	1	8	15	.366	3	0	10	1	.289	1	0	0-0	0	0	0	.000
2016	.250	30-19	76	8	19	7	0	2	14	32	.421	7	1	12	2	.318	1	0	0-0	1	0	0	1.000
2017	.279	50-50	183	32	51	15	0	7	32	87	.475	20	3	36	5	.356	2	4	0-0	424	30	5	.989
2018	.219	44-43	160	22	35	3	0	6	24	56	.350	15	4	37	2	.300	1	2	2-2	300	18	2	.994
TOTAL	.250	144-122	460	64	115	27	0	16	78	190	.413	45	8	95	10	.324	5	6	2-2	725	48	7	.991

SPARTAN BASEBALL

MIKE MOKMA

R-R // 6-7 // 240 // SOPHOMORE // HOLLAND, MICH. // HOLLAND CHRISTIAN

RHP



20



2018 SNAPSHOT

W-L

2-4

ERA

4.53

BAA

.261

- Has made 18 appearances and seven starts, nearly doubling last season's appearance total, while topping last year's starts ... has 55.2 IP, firing 38 strikeouts with 17 walks.

- Fired a career-high five strikeouts in back-to-back outings, first in a career-long 6.0 IP at Northwestern (4/21) and followed that up with five Ks in 4.0 IP vs. Maryland (4/29).

- Has fired three strikeouts in three other outings this season plus four Ks in another.

- Has three hitless outings and eight appearances without allowing an earned run.

SEASON HIGHS

Innings
7.0, vs. Ohio State (5/19)
Strikeouts
5 (2X) MR vs. Maryland (4/29)

CAREER HIGHS

Innings
7.0, vs. Ohio State (5/19/18)
Strikeouts
5 (2X) MR vs. Maryland (4/29/18)

Date	Opponent	GS	IP	H	R	ER	BB	SO	2B	3B	HR	WP	BK	HBP	IBB	Score	W-L	Sv	ERA	NP
Feb 18	at Fresno State		1.2	3	1	1	0	2	1	0	0	0	0	0	0	4-5	0-1	0	5.40	24
Feb 23	at Pepperdine		3.1	1	0	0	1	3	1	0	0	0	0	0	0	1-5	0-1	0	1.80	50
Mar 04	vs Arizona		3.0	1	0	0	0	3	0	0	0	0	0	0	0	3-2	1-1	0	1.12	47
Mar 07	vs Clemson		1.0	0	0	0	0	2	0	0	0	0	0	0	0	7-9	1-1	0	1.00	15
Mar 09	vs Furman		2.0	1	0	0	0	2	0	0	0	0	0	0	0	2-3	1-1	0	0.82	22
Mar 10	vs Illinois		1.1	1	1	0	0	1	0	0	0	1	1	1	0	4-2	1-1	0	0.73	23
Mar 16	NIAGARA		1.0	0	0	0	0	0	0	0	0	0	0	0	0	2-3	1-1	0	0.68	11
Mar 18	NIAGARA	*	4.0	4	2	2	1	3	1	0	0	2	0	2	0	10-12	1-1	0	1.56	64
Mar 25	at Michigan		0.1	3	4	4	1	1	1	0	0	0	0	0	0	0-11	1-1	0	3.57	13
Mar 28	WESTERN MICHIGAN		1.0	0	0	0	0	0	0	0	0	0	0	0	0	1-6	1-1	0	3.38	11
Mar 30	RUTGERS-1		3.2	3	2	2	2	2	1	0	0	0	0	0	1	4-8	1-1	0	3.63	58
Apr 10	NOTRE DAME	*	4.0	8	5	5	3	1	1	0	1	0	0	0	0	7-8	1-2	0	4.78	74
Apr 18	at Western Michigan		2.0	3	0	0	0	2	0	0	0	0	0	0	0	10-7	1-2	0	4.45	17
Apr 22	at Northwestern	*	6.0	6	3	3	2	5	0	0	2	0	0	0	0	6-5	1-2	0	4.46	83
Apr 29	MARYLAND	*	5.0	4	4	4	2	5	0	0	1	0	0	1	0	3-5	1-3	0	4.81	67
May 05	at Penn State-2	*	4.0	5	4	4	2	1	1	0	0	0	1	0	0	6-4	1-3	0	5.19	53
May 13	at Minnesota	*	5.1	6	2	2	2	1	0	0	0	0	0	0	0	1-3	1-4	0	4.99	74
May 19	OHIO STATE	*	7.0	6	1	1	1	4	3	0	0	0	0	0	0	8-3	2-4	0	4.53	79
Totals		7	55.2	55	29	28	17	38	10	0	4	3	2	4	1	79-101	2-4	0	4.53	-

CAREER STATS

Year	era	w-l	app	qs	cq	sho	sv	ip	h	r	er	bb	so	2b	3b	hr	bf	bavq	wp	hbp	bk	sfa	sha
2017	3.20	1-0	10	6	0	0/1	0	25.1	31	11	9	11	15	6	0	1	115	.304	3	1	0	1	0
2018	4.53	2-4	18	7	0	0/0	0	55.2	55	29	28	17	38	10	0	4	237	.261	3	4	2	3	2
TOTAL	4.11	3-4	28	13	0	0/1	0	81.0	86	40	37	28	53	16	0	5	352	.275	6	5	2	4	2

SPARTAN BASEBALL

ADAM PROCTOR

L-R // 6-1 // 230 // FRESHMAN // ST. JOHNS, MICH. // ST. JOHNS

C



28



2018 SNAPSHOT

BA

.229

RBI

12

OB %

.385

- Registered first collegiate hit as part of his lone multi-hit and multi-RBI outing, going 2-for-4 with two RBI at Pepperdine (2/24).

- Has had a smashing return to the MSU lineup after being out with an injury, belting his first home run of his Spartan career on a three-run shot in the seventh inning against Notre Dame (4/10) as part of career-high three RBI outing ... has 15 hits, including three doubles and two HR in that stretch, adding nine RBI.

- Made season-high 15 putouts in collegiate debut, starting season-opener at Fresno State (2/16).

SEASON HIGHS

CAREER HIGHS

Hits
2 (4x), MR vs. Ohio State (5/17)
RBI
3. vs. Notre Dame (4/10)
Runs Scored
2. vs. Western Michigan (4/18)
Total Bases
4 (2x), MR vs. Ohio State (5/18)

Date	Opponent	Pos	AB	R	H	RBI	2B	3B	HR	BB	SB	CS	HBP	SAC	SF	GDP	K	PO	A	E	Avg
Feb 16	at Fresno State	*c	2	0	0	0	0	0	0	0	0	0	0	0	0	0	0	15	0	0	.000
Feb 17	at Fresno State-1	*c	3	0	0	0	0	0	0	0	0	0	1	0	0	0	2	6	1	0	.000
Feb 17	at Fresno State-2	c	0	0	0	0	0	0	0	0	0	0	0	0	0	0	0	4	0	0	.000
Feb 23	at Pepperdine	*c	3	0	0	0	0	0	0	0	0	0	0	0	0	0	1	9	2	0	.000
Feb 24	at Pepperdine	*c	4	0	2	2	0	0	0	0	0	0	0	0	0	0	0	11	0	0	.167
Mar 02	vs Washington	*c	2	0	0	0	0	0	0	0	0	0	0	0	0	0	2	5	0	0	.143
Mar 09	vs Illinois	*c	2	0	0	0	0	0	0	1	0	0	0	0	0	0	0	7	1	0	.125
Mar 10	vs Illinois	*c	3	0	1	1	0	0	0	1	0	0	0	0	0	0	1	7	0	0	.158
Mar 15	NIAGARA	*c	3	1	1	0	0	0	0	1	0	0	0	0	0	0	1	2	2	0	.182
Mar 18	NIAGARA	ph	1	0	0	0	0	0	0	0	0	0	0	0	0	0	1	0	0	0	.174
Mar 25	at Michigan	ph	1	0	0	0	0	0	0	0	0	0	0	0	0	0	1	0	0	0	.167
Apr 07	NEBRASKA	*c	4	1	2	1	1	0	0	1	0	0	0	0	0	0	1	10	0	0	.214
Apr 08	NEBRASKA	*c	4	1	2	0	0	0	0	0	0	0	0	0	0	0	0	11	1	0	.250
Apr 10	NOTRE DAME	*c	4	1	1	3	0	0	1	0	0	0	0	0	0	0	0	9	1	1	.250
Apr 13	VALPARAISO-2	ph	1	0	0	0	0	0	0	0	0	0	0	0	0	0	1	0	0	0	.243
Apr 18	at Western Michigan	*c	5	2	1	0	0	0	0	1	0	0	0	0	0	0	3	5	2	0	.238
Apr 20	at Northwestern	*c	4	0	1	1	1	0	0	0	0	0	0	0	0	1	2	11	1	0	.239
Apr 21	at Northwestern	*c	3	0	0	0	0	0	0	1	0	0	0	0	0	0	2	8	1	0	.224
Apr 22	at Northwestern	*c	2	0	0	0	0	0	0	0	0	0	2	0	0	0	1	10	1	0	.216
Apr 25	TOLEDO	*c	2	0	1	0	0	0	0	1	0	0	1	0	0	0	0	8	1	0	.226
Apr 27	MARYLAND	*c	3	0	0	0	0	0	0	1	0	0	0	0	0	0	1	10	0	0	.214
Apr 28	MARYLAND	*c	3	0	0	0	0	0	0	0	0	0	1	0	0	0	1	5	0	0	.203
Apr 29	MARYLAND	ph/c	1	0	1	1	0	0	0	0	0	0	0	0	0	0	0	0	0	0	.217
May 04	at Penn State	*c	2	0	1	0	0	0	0	0	0	0	0	0	0	0	0	5	0	0	.226
May 05	at Penn State-1	*c	4	0	0	0	0	0	0	0	0	0	0	0	0	0	3	6	1	0	.212
May 11	at Minnesota	*c	3	0	1	0	0	0	0	1	0	0	0	0	0	0	0	12	1	0	.217
May 12	at Minnesota	*c	3	1	1	0	0	0	0	1	0	0	0	0	0	0	1	8	0	0	.222
May 13	at Minnesota	*c	3	0	0	0	0	0	0	1	0	0	0	0	0	0	1	5	3	0	.213
May 17	OHIO STATE	*c	3	1	2	1	1	0	0	2	0	0	0	0	0	0	0	8	0	1	.231
May 18	OHIO STATE	*c	3	1	1	2	0	0	1	0	0	0	1	0	0	0	1	9	1	0	.235
May 19	OHIO STATE	*c	2	1	0	0	0	0	0	1	0	0	1	0	0	0	0	6	0	0	.229
Totals			26gs	83	10	19	12	3	0	2	14	0	0	7	0	1	27	212	20	2	.229

On base pct. .385 • Slugging pct. .337

CAREER STATS

Year	avg	qp-gs	ab	r	h	2b	3b	hr	rbi	tb	slg%	bb	hbp	so	gdp	ob%	sf	sh	sb-att	po	a	e	fld%
2018	.229	31-26	83	10	19	3	0	2	12	28	.337	14	7	27	1	.385	0	0	0-0	212	20	2	.991
TOTAL	.229	31-26	83	10	19	3	0	2	12	28	.337	14	7	27	1	.385	0	0	0-0	212	20	2	.991

SPARTAN BASEBALL

CHAD ROSKELLY

R-R // 6-1 // 220 // SENIOR // MACOMB, MICH. // MACOMB DAKOTA

C/IB



24



2018 SNAPSHOT

BA

.268

RBI

26

SLG %

.415

- Has hit .291 (32-for-110) over last 29 games, raising average from .080 entering MSU's game on March 21, to present level of .268, dipping down from .300 entering series vs. Maryland on April 27-29.
- Has five HRs, including a two-run shot in season-opener at Fresno State (2/16), adding a solo shot at Pepperdine (2/23), a two-run blast vs. Notre Dame (4/10), a solo HR at Minnesota (5/12), part of three RBI on the day, along with a solo HR vs. Ohio State (5/18).
- Totes MSU's longest hitting streak of season at 15 games, halted on April 28 vs. Maryland, as well as the Spartans' longest reached back streak of season at 19 games, which was stopped on April 29 vs. Maryland.
- Has driven in the game-winning run with identical walk-off fielder's choice on two different occasions, last season vs. WMU (5/10/17) and this season vs. Arizona (3/4), one of three players in country with two identical walk-off plays in career.
- Full name is Chandler Joseph Roskelly - the three guys' names from TV show Friends - his parents are huge fans and were watching Friends when his mother went into labor with him.

SEASON HIGHS

Hits
3 (3x), MR at Minnesota (5/12)
RBI
3, at Minnesota (5/12)
Runs Scored
2 (2x), MR vs. Ohio State (5/18)
Total Bases
6, at Minnesota (5/12)

CAREER HIGHS

Hits
3 (12x), MR at Minnesota (5/12/18)
RBI
5, at CMU (5/12/15)
Runs Scored
3, at UNCG (2/25/17)
Total Bases
8, at Rutgers (4/17/17)

Date	Opponent	Pos	AB	R	H	RBI	2B	3B	HR	BB	SB	CS	HBP	SAC	SF	GDP	K	PO	A	E	Avg
Feb 16	at Fresno State	*dh	4	1	1	2	0	0	1	0	0	0	0	0	0	0	1	0	0	0	.250
Feb 17	at Fresno State-1	*dh	4	0	0	0	0	0	0	1	0	0	0	0	0	0	1	0	0	0	.125
Feb 17	at Fresno State-2	ph	1	0	0	0	0	0	0	0	0	0	0	0	0	0	0	0	0	0	.111
Feb 18	at Fresno State	ph	1	0	0	0	0	0	0	0	0	0	0	0	0	0	0	0	0	0	.100
Feb 23	at Pepperdine	*dh	4	1	1	1	0	0	1	0	0	0	0	0	0	0	3	0	0	0	.143
Feb 25	at Pepperdine	*dh	4	0	0	0	0	0	0	0	0	0	0	0	0	0	1	0	0	0	.111
Mar 02	vs Washington	ph	1	0	0	0	0	0	0	0	0	0	0	0	0	0	0	0	0	0	.105
Mar 04	vs Arizona	*dh	4	0	0	1	0	0	0	0	0	0	0	0	0	0	0	0	0	0	.087
Mar 09	vs Furman	ph	1	0	0	0	0	0	0	0	0	0	0	0	0	0	0	0	0	0	.083
Mar 18	NIAGARA	ph	1	0	0	0	0	0	0	0	0	0	0	0	0	0	0	0	0	0	.080
Mar 21	CENTRAL MICHIGAN	*dh	1	0	1	0	0	0	0	1	0	0	1	0	0	0	0	0	0	0	.115
Mar 23	at Michigan	*dh	3	0	2	0	1	0	0	0	0	0	1	0	0	0	0	0	0	0	.172
Mar 24	MICHIGAN	*dh	3	0	1	0	0	0	0	0	0	0	0	0	0	0	1	0	0	0	.188
Mar 25	at Michigan	*dh	3	0	0	0	0	0	0	1	0	0	0	0	0	0	0	0	0	0	.171
Mar 28	WESTERN MICHIGAN	*dh	4	0	1	1	0	0	0	0	0	0	0	0	0	0	0	0	0	0	.179
Mar 30	RUTGERS-1	*dh	4	0	1	0	0	0	0	0	0	0	0	0	0	0	0	0	0	0	.186
Mar 30	RUTGERS-2	*dh	3	0	1	2	0	0	0	1	0	0	0	0	0	0	0	0	0	0	.196
Apr 01	RUTGERS	*dh	3	2	1	1	0	1	0	1	0	0	0	0	0	1	0	0	0	0	.204
Apr 07	NEBRASKA	*dh	4	1	3	0	0	0	0	0	0	0	0	0	0	0	0	0	0	0	.245
Apr 08	NEBRASKA	*dh	4	1	3	0	0	0	0	0	0	0	0	0	0	0	0	0	0	0	.281
Apr 10	NOTRE DAME	*dh	4	1	1	2	0	0	1	0	0	0	0	0	0	0	0	0	0	0	.279
Apr 13	VALPARAISO-1	*dh	4	0	1	1	0	0	0	0	0	0	0	0	0	0	1	0	0	0	.277
Apr 13	VALPARAISO-2	*dh	5	0	2	0	1	0	0	0	0	0	0	0	0	0	0	0	0	0	.286
Apr 18	at Western Michigan	*dh	6	1	2	1	0	0	0	0	0	0	0	0	0	0	1	0	0	0	.289
Apr 20	at Northwestern	*dh	4	1	1	2	0	0	0	0	0	0	0	0	0	0	1	0	0	0	.287
Apr 21	at Northwestern	*dh	3	0	1	2	1	0	0	1	0	0	0	0	0	0	0	0	0	0	.289
Apr 22	at Northwestern	*dh	3	1	1	0	0	0	0	0	0	0	1	0	0	0	1	0	0	0	.291
Apr 25	TOLEDO	*dh	4	1	2	1	0	0	0	0	0	0	0	0	0	0	1	0	0	0	.300
Apr 27	MARYLAND	*dh	4	0	1	1	0	0	0	0	0	0	0	0	0	0	0	0	0	0	.298
Apr 28	MARYLAND	*dh	4	0	0	0	0	0	0	0	0	0	0	0	0	0	2	0	0	0	.286
Apr 29	MARYLAND	*dh	4	0	0	1	0	0	0	0	0	0	0	0	1	0	1	0	0	0	.275
May 04	at Penn State	*dh	3	0	0	0	0	0	0	0	0	0	0	0	0	0	2	0	0	0	.267
May 05	at Penn State-1	*dh	1	0	0	1	0	0	0	2	0	0	0	0	1	0	0	0	0	0	.264
May 05	at Penn State-2	*dh	4	0	1	1	0	0	0	0	0	0	0	0	0	0	1	0	0	0	.264
May 09	MICHIGAN	*dh	4	1	1	0	0	0	0	0	0	0	0	0	0	0	1	0	0	0	.263
May 11	at Minnesota	*dh	4	1	1	0	0	0	0	0	0	0	0	0	0	0	2	0	0	0	.263
May 12	at Minnesota	*dh	4	1	3	3	0	0	1	0	0	0	0	0	0	0	0	0	0	0	.279
May 13	at Minnesota	*dh	4	1	1	0	0	0	0	0	0	0	0	0	0	0	0	0	0	0	.278
May 15	at Central Michigan	*dh	4	0	0	0	0	0	0	0	0	0	0	0	0	0	1	0	0	0	.269
May 17	OHIO STATE	*dh	5	1	2	1	1	0	0	0	0	1	0	0	0	0	0	0	0	0	.274
May 18	OHIO STATE	*dh	3	2	1	1	0	0	1	0	0	0	1	0	0	0	0	0	0	0	.275
May 19	OHIO STATE	*dh	4	0	0	0	0	0	0	0	0	0	0	0	0	0	0	0	0	0	.268
Totals			37gs	142	18	38	26	4	1	5	8	0	1	4	0	2	21	0	0	0	.268

On base pct. .321 • Slugging pct. .415

CAREER STATS

Year	avg	gp-gs	ab	r	h	2b	3b	hr	rbi	tb	slg%	bb	hbp	so	qdp	ob%	sf	sh	sb-att	po	a	e	fld%
2015	.276	51-49	196	22	54	8	0	5	30	77	.393	6	3	19	6	.303	3	2	1-2	333	31	2	.995
2016	.191	20-11	47	5	9	5	0	0	6	14	.298	3	4	7	3	.296	0	1	0-0	12	0	0	1.000
2017	.324	39-29	108	19	35	6	0	3	24	50	.463	15	6	20	3	.427	2	1	2-2	0	0	0	.000
2018	.268	42-37	142	18	38	4	1	5	26	59	.415	8	4	21	2	.321	2	0	0-1	0	0	0	.000
TOTAL	.276	152-126	493	64	136	23	1	13	86	200	.406	32	17	67	14	.337	7	4	3-5	345	31	2	.995

SPARTAN BASEBALL

MITCHELL TYRANSKI

L-L // 6-2 // 215 // SOPHOMORE // BLOOMFIELD HILLS, MICH. // BROTHER RICE

LHP



36



2018 SNAPSHOT

SV

4

ERA

2.23

BAA

.211

- Ranks tied for 11th in the BIG with four saves, as well as tied for ninth in BIG only stats with two saves in conference games. Tyranski is also tied for 12th overall in strikeouts looking with 18 Ks, eighth in conference only contests with 13 batters struck out looking. He also is tied for sixth with the 25 appearances and tied for seventh with 24 games in relief, overall, as well as tied for seventh in BIG only stats with 12 appearances and tied for seventh in BIG only with 12 games in relief.

- Has a 2.23 ERA in 25 appearances, limiting opponents to just .211 with 53 strikeouts, often utilized as a match-up vs. left-handed hitters in late-game situations.

- Had streak of four appearances without allowing a run snapped with a run vs. Nebraska, but has not allowed a run in a total of 17 of his 24 appearances.

SEASON HIGHS

Innings
4.1, at Pepperdine (2/24)
Strikeouts
9, vs. Nebraska (4/7)

CAREER HIGHS

Innings
4.1, at Pepperdine (2/24/18)
Strikeouts
9, vs. Nebraska (4/7/18)

Date	Opponent	GS	IP	H	R	ER	BB	SO	2B	3B	HR	WP	BK	HBP	IBB	Score	W-L	Sv	ERA	NP
Feb 17	at Fresno State-2		1.1	0	0	0	1	2	0	0	0	0	0	0	0	1-2	0-0	0	0.00	20
Feb 18	at Fresno State		1.1	1	0	0	0	1	1	0	0	0	0	0	0	4-5	0-0	0	0.00	13
Feb 24	at Pepperdine		4.1	1	0	0	1	5	0	0	0	0	0	0	0	5-2	1-0	0	0.00	59
Mar 02	vs Washington		2.0	2	1	1	1	0	0	0	0	0	0	1	0	3-4	1-0	0	1.00	27
Mar 07	vs Clemson	*	3.2	1	0	0	3	3	1	0	0	0	0	0	0	7-9	1-0	0	0.71	62
Mar 10	vs Illinois		1.1	1	0	0	0	1	0	0	0	0	0	0	0	4-2	1-0	1	0.64	18
Mar 16	NIAGARA		1.0	1	2	0	1	0	0	0	0	1	0	0	0	2-3	1-1	1	0.60	22
Mar 18	NIAGARA		0.2	2	4	1	1	3	1	0	0	0	0	0	1	10-12	1-1	1	1.15	31
Mar 24	MICHIGAN		1.0	0	1	0	1	2	0	0	0	0	0	0	0	1-3	1-1	1	1.08	16
Mar 28	WESTERN MICHIGAN		1.0	0	0	0	0	0	0	0	0	0	0	0	0	1-6	1-1	1	1.02	6
Mar 30	RUTGERS-2		1.0	1	0	0	1	1	0	0	0	0	0	0	0	4-6	1-1	1	0.96	21
Apr 01	RUTGERS		1.0	0	0	0	0	1	0	0	0	0	0	0	0	6-0	1-1	1	0.92	13
Apr 07	NEBRASKA		4.0	3	1	1	1	9	1	0	1	0	0	0	0	17-5	1-1	2	1.14	73
Apr 13	VALPARAISO-1		0.2	3	2	2	0	0	0	0	1	0	0	0	0	5-4	1-1	2	1.85	18
Apr 18	at Western Michigan		0.1	0	0	0	0	1	0	0	0	0	0	0	0	10-7	1-1	2	1.82	5
Apr 20	at Northwestern		1.2	0	0	0	0	3	0	0	0	0	0	0	0	5-3	1-1	3	1.71	19
Apr 22	at Northwestern		0.1	2	2	2	1	1	0	0	0	0	0	1	0	6-5	1-1	3	2.36	20
Apr 25	TOLEDO		1.0	0	0	0	0	2	0	0	0	0	0	0	0	5-4	1-1	4	2.28	19
Apr 27	MARYLAND		1.0	0	0	0	0	1	0	0	0	0	0	0	0	4-2	1-1	4	2.20	9
Apr 29	MARYLAND		1.0	1	1	1	1	1	1	0	0	0	0	0	0	3-5	1-1	4	2.43	22
May 05	at Penn State-1		2.0	5	3	1	0	2	0	0	0	1	0	0	0	1-6	1-1	4	2.56	46
May 09	MICHIGAN		0.1	0	0	0	0	1	0	0	0	0	0	0	0	2-10	1-1	4	2.53	3
May 11	at Minnesota		2.1	3	0	0	0	6	0	0	0	0	1	0	0	6-5	2-1	4	2.36	51
May 13	at Minnesota		2.0	1	1	1	1	3	0	0	0	1	0	0	0	1-3	2-1	4	2.48	29
May 18	OHIO STATE		4.0	3	1	0	1	4	1	0	0	0	0	0	0	6-2	2-1	5	2.23	56
Totals		1	40.1	31	19	10	15	53	6	0	2	3	1	2	1	119-115	2-1	5	2.23	-

CAREER STATS

Year	era	w-l	app	qs	cq	sho	sv	ip	h	r	er	bb	so	2b	3b	hr	bf	bavq	wp	hbp	bk	sfa	sha
2017	3.94	0-1	17	0	0	0/0	0	16.0	10	7	7	6	18	3	1	0	63	.175	2	0	0	0	0
2018	2.23	2-1	25	1	0	0/1	5	40.1	31	19	10	15	53	6	0	2	170	.211	3	2	1	1	5
TOTAL	2.72	2-2	42	1	0	0/1	5	56.1	41	26	17	21	71	9	1	2	233	.201	5	2	1	1	5

SPARTAN BASEBALL

KORY YOUNG

R-R // 6-1 // 195 // SENIOR // ROCKFORD, MICH. // ROCKFORD

INF



19



2018 SNAPSHOT

BA

.146

RBI

5

OB %

.236

- Smacked not only his first triple of the season but of his career and it came in his final at bat at McLane Stadium at Kobs Field on May 19 vs. Ohio State ... finished his Senior Day going 2-for-4 with an RBI and two runs scored, his second multi-hit outing this season ... finished with career-high four total bases, as well as tying career-best with two runs scored.
- Shares team lead with six sacrifices, topping team with five sac bunts, while adding one sac fly.
- One of four players on team who is engaged, along with Keegan Baar, Jake Lowery and Zack McGuire.

SEASON HIGHS

Hits	2 (2x), MR vs. Ohio State (5/19)
RBI	1 (5x), MR vs. Ohio State (5/19)
Runs Scored	2, vs. Ohio State (5/19)
Total Bases	4, vs. Ohio State (5/19)

CAREER HIGHS

Hits	3 (2x), MR vs Nebraska (5/29/16)
RBI	3 vs. Central Michigan (4/29/15)
Runs Scored	2 (3x), MR vs. Ohio State (5/19/18)
Total Bases	4, vs. Ohio State (5/19/18)

Date	Opponent	Pos	AB	R	H	RBI	2B	3B	HR	BB	SB	CS	HBP	SAC	SF	GDP	K	PO	A	E	Avg
Feb 18	at Fresno State	ph/2b	3	0	0	0	0	0	0	0	0	0	0	0	0	0	2	1	2	0	.000
Mar 04	vs Arizona	pr	0	1	0	0	0	0	0	0	0	0	0	0	0	0	0	0	0	0	.000
Mar 09	vs Illinois	ph	1	0	0	0	0	0	0	0	0	0	0	0	0	0	0	0	0	0	.000
Mar 17	NIAGARA	2b	0	0	0	0	0	0	0	0	0	0	0	0	0	0	0	0	0	0	.000
Mar 18	NIAGARA	2b	0	1	0	0	0	0	0	1	0	0	0	0	0	0	0	0	0	0	.000
Mar 21	CENTRAL MICHIGAN	*2b	1	0	0	0	0	0	0	1	0	0	0	2	0	0	1	3	2	0	.000
Mar 23	at Michigan	*2b	3	0	0	0	0	0	0	1	0	0	0	0	0	0	0	3	4	0	.000
Mar 25	at Michigan	*2b	2	0	0	0	0	0	0	0	0	0	0	0	0	0	0	2	1	0	.000
Apr 01	RUTGERS	*2b	3	1	1	0	0	0	0	0	0	0	0	0	0	0	1	1	1	1	.077
Apr 07	NEBRASKA	2b	0	0	0	1	0	0	0	0	0	0	0	0	1	0	0	0	0	0	.077
Apr 18	at Western Michigan	pr	0	0	0	0	0	0	0	0	0	0	0	0	0	0	0	0	0	0	.077
Apr 20	at Northwestern	2b	0	0	0	0	0	0	0	0	0	0	0	0	0	0	0	0	0	0	.077
Apr 22	at Northwestern	2b	0	0	0	0	0	0	0	0	0	0	0	0	0	0	0	0	0	0	.077
Apr 25	TOLEDO	*ss	3	0	0	0	0	0	0	1	0	0	0	0	0	0	0	1	2	0	.062
Apr 27	MARYLAND	*ss	2	0	0	1	0	0	0	0	0	0	0	1	0	0	0	0	0	0	.056
Apr 28	MARYLAND	*ss	3	0	1	1	0	0	0	0	0	1	1	0	0	0	0	2	3	1	.095
Apr 29	MARYLAND	*ss	2	0	0	0	0	0	0	0	0	0	0	1	0	0	0	1	0	0	.087
May 04	at Penn State	ph/2b	1	0	0	0	0	0	0	0	0	0	0	0	0	0	0	0	0	0	.083
May 05	at Penn State-2	*ss	3	0	0	0	0	0	0	0	0	0	0	1	0	0	2	0	2	0	.074
May 09	MICHIGAN	*ss	4	0	0	0	0	0	0	0	0	0	0	0	0	0	1	2	4	0	.065
May 11	at Minnesota	*ss	4	0	1	1	0	0	0	0	0	0	0	0	0	0	2	2	1	0	.086
May 12	at Minnesota	*ss	3	0	2	0	0	0	0	0	0	1	0	0	0	0	1	0	2	3	.132
May 13	at Minnesota	*ss	2	0	0	0	0	0	0	0	0	0	1	0	0	0	1	5	4	0	.125
May 17	OHIO STATE	pr	0	0	0	0	0	0	0	0	0	0	0	0	0	0	0	0	0	0	.125
May 18	OHIO STATE	*ss	4	0	0	0	0	0	0	0	0	0	0	0	0	0	0	4	2	1	.114
May 19	OHIO STATE	*ss	4	2	2	1	0	1	0	0	0	0	0	0	0	0	0	1	2	0	.146
Totals		15gs	48	5	7	5	0	1	0	4	0	2	2	5	1	0	11	28	32	6	.146

On base pct. .236 • Slugging pct. .188

CAREER STATS

Year	avg	gp-gs	ab	r	h	2b	3b	hr	rbi	tb	slg%	bb	hbp	so	gdp	ob%	sf	sh	sb-att	po	a	e	fld%
2015	.213	34-27	75	14	16	5	0	0	8	21	.280	9	3	20	0	.322	0	4	0-2	49	58	3	.973
2016	.224	33-18	58	13	13	1	0	0	3	14	.241	7	2	11	1	.324	1	2	4-5	28	51	5	.940
2017	.211	21-4	19	3	4	1	0	0	5	5	.263	4	1	5	0	.360	1	3	3-4	12	14	4	.867
2018	.146	26-15	48	5	7	0	1	0	5	9	.188	4	2	11	0	.236	1	5	0-2	28	32	6	.909
TOTAL	.200	114-64	200	35	40	7	1	0	21	49	.245	24	8	47	1	.306	3	14	7-13	117	155	18	.938