



MICHIGAN STATE F O O T B A L L

MICHIGAN STATE ATHLETIC COMMUNICATIONS • 534 BIRCH ROAD • Z-22 BRESLIN CENTER • EAST LANSING, MICH. 48824
OFFICE PHONE: 517-355-2271 • WEBSITE: MSUSPARTANS.COM • TWITTER: @MSU_FOOTBALL • YOUTUBE: MSUSPARTANATHLETICS

SCHEDULES & SCOREBOARDS

MICHIGAN STATE (4-1, 1-0 BIG TEN)

Aug. 30	WESTERN MICHIGAN (BTN)	W, 26-13
Sept. 7	SOUTH FLORIDA (ESPN)	W, 21-6
Sept. 14	YOUNGSTOWN STATE (BTN)	W, 55-17
Sept. 21	at Notre Dame (NBC)	L, 13-17
Oct. 5	at Iowa (ESPN2)	W, 26-14
Oct. 12	INDIANA (ESPN2)	12 p.m.
Oct. 19	PURDUE (BTN)	12 p.m.
Oct. 26	at Illinois	3:30 p.m.
Nov. 2	MICHIGAN	TBA
Nov. 16	at Nebraska	TBA
Nov. 23	at Northwestern	TBA
Nov. 30	MINNESOTA	TBA

INDIANA (3-2, 1-0 BIG TEN)

Aug. 29	INDIANA STATE	W, 73-35
Sept. 7	NAVY	L, 35-41
Sept. 14	BOWLING GREEN	W, 42-10
Sept. 21	MISSOURI	L, 28-45
Oct. 5	PENN STATE	W, 44-24
Oct. 12	at Michigan State	12 p.m.
Oct. 19	at Michigan	3:30 p.m.
Nov. 2	MINNESOTA	3:30 p.m.
Nov. 9	ILLINOIS	TBA
Nov. 16	at Wisconsin	TBA
Nov. 23	at Ohio State	TBA
Nov. 30	PURDUE	TBA

MEDIA COVERAGE

TV: ESPN2 / WATCHESPN
Play-by-Play: Beth Mowins
Analyst: Joey Galloway
Sideline: Paul Carcaterra



RADIO: SPARTAN SPORTS NETWORK

Play-by-Play: George Blaha
Analyst: Jason Strayhorn
Sideline: Otis Wiley
Broadcast Host: Will Tieman
Website: SpartanSportsNetwork.com
Mobile: SSN 24/7 App (iOS, Android)
Satellite: Ch. 113 (Sirius); Ch. 193 (XM)
Flagship Stations: Lansing: WMMQ (94.9 FM)/WJIM (1240 AM); Detroit: WJR (760 AM)
Affiliates: 32 affiliates listed at SpartanSportsNetwork.com



MSU ATHLETIC COMMUNICATIONS

Associate AD/Football Contact John Lewandowski
Cell Phone (517) 243-2354
E-Mail lewski@ath.msu.edu
Assistant Director/Football Contact Ben Phlegar
Cell Phone (517) 896-0031
E-Mail phlegarb@ath.msu.edu
Office Phone 517-355-2271
Website msuspartans.com
Twitter @msu_football
Facebook MSUAthletics

GAME

6

MICHIGAN STATE (4-1, 1-0 BIG TEN) VS. INDIANA (3-2, 1-0 BIG TEN)

Date Saturday, Oct. 12
Time 12 p.m. EDT
Location East Lansing, Mich.
Stadium Spartan Stadium (75,005)
Surface Natural Grass
TV ESPN2
Mobile WatchESPN
Tickets msuspartans.com (\$80)
All-Time Series MSU leads, 42-15-2
In East Lansing MSU leads, 22-6-1
Last Meeting MSU 31, IU 27 (Oct. 6, 2012)
Current Series Streak 4 by MSU (2007-)



Head Coach
Mark Dantonio
MSU Record
55-29 (7th year)
Overall Record
73-46 (10th year)
Record vs. Indiana
4-0

Head Coach
Kevin Wilson
Indiana Record
8-21 (3rd year)
Overall Record
8-21 (3rd year)
Record vs. MSU
0-2

FIRST-AND-10 -

• Saturday's game marks the 60th meeting between Michigan State and Indiana. The Spartans lead the all-time series against the Hoosiers, 42-15-2, including a 22-6-1 record in games played in East Lansing, Mich. MSU has won 12 of the last 14 meetings overall. The Spartans defeated the Hoosiers, 31-27, in the Big Ten opener last season. MSU head coach **Mark Dantonio** is 4-0 during his tenure against Indiana.

• Since 1950, the winner of the Michigan State-Indiana game has been presented the Old Brass Spittoon. The brass spittoon came from one of Michigan's earliest trading posts and is widely believed to be nearly 190 years old. Legend has it that the spittoon was around when both institutions were founded - Indiana in 1820 and MAC in 1855. Since 1950, Michigan State leads the series 42-12-1.

• Michigan State is 63-31-3 (.665) in 97 Homecoming games, including a 10-1-1 record against Indiana. The Hoosiers' last trip to East Lansing, Mich., for Homecoming resulted in a 52-27 Spartan victory on Oct. 13, 2007. The Spartans have won five of their last six Homecoming games. MSU has a 49-22-2 (.685) record in Homecoming contests played in October.

• Spartan Stadium is in its 90th season as home to Michigan State football. Since its opening in 1923, Michigan State has won 69 percent of its games played in Spartan Stadium. Another milestone will be reached Saturday afternoon against Indiana when Spartan Stadium plays host to its 500th game. Michigan State has compiled a 339-147-13 record (.692) since taking up residency in Spartan Stadium (formerly Macklin Field) in 1923.

• Through five games, Michigan State's defense ranks No. 1 in the NCAA Football Bowl Subdivision in total defense (203.8 yards per game), rushing defense (51.2 ypg.), pass efficiency defense (81.16 rating) and opponent third-down conversions (22 percent; 17-for-77). The Spartans also rank among the national leaders in scoring defense (seventh at 13.4 ppg.) and passing defense (eighth at 152.6 ypg.), figures which also rank No. 1 in the Big Ten. Michigan State and Alabama are the only two schools to rank in the top 15 nationally in total defense, scoring defense, pass defense and rushing defense during both the 2011 and 2012 seasons. In addition, Michigan State's defense has allowed just 3.28 yards per play, which ranks No. 1 in the FBS.

• Since 2008, MSU has recorded 28 Big Ten victories, the most of any team in the conference (Note: Ohio State has won 34 games, but had to vacate seven victories following the 2010 season.). The Spartans produced back-to-back 11-win seasons in 2010-11 for the first time in program history, claimed a share of the Big Ten Championship in 2010, and won the inaugural Big Ten Legends Divisions title in 2011.



2013 SPARTAN FOOTBALL GAME NOTES

QUICK FACTS

GENERAL INFORMATION

Location: East Lansing, Mich.
 Enrollment: 48,800 (fall 2012)
 President: Dr. Lou Anna K. Simon
 Conference: Big Ten
 Nickname: Spartans
 Colors: Green and White
 Stadium (Capacity): Spartan Stadium (75,005)
 Surface: Natural Grass
 Press Box Number: 517-353-0630
 Athletics Director: Mark Hollis

COACHING STAFF

Head Coach: Mark Dantonio (South Carolina, 1979)
 Record at MSU: 55-29 (seventh year)
 Career Record: 73-46 (10th year)
 Assistant Head Coach/Defensive Coordinator: Pat Narduzzi (Rhode Island, 1990)
 Co-Offensive Coordinator/Running Backs: Dave Warner (Syracuse, 1982)
 Co-Offensive Coordinator/Tight Ends: Jim Bollman (Ohio, 1977)
 Secondary: Harlon Barnett (Michigan State, 1990)
 Defensive Line: Ron Burton (North Carolina, 1987)
 Offensive Line: Mark Staten (Miami-Ohio, 2001)
 Quarterbacks/Recruiting Coordinator: Brad Salem (Augustana College, 1992)
 Wide Receivers: Terrence Samuel (Purdue, 1995)
 Linebackers/Special Teams: Mike Tressel (Cornell [Iowa] College, 1996)
 Director of Football Operations: Tim Allen (Bethel [Kansas] College, 1986)

FOOTBALL HISTORY

All-Time Record: 649-437-44 (.594)
 2012 Record: 7-6 (3-5 Big Ten/4th Legends Division)
 First Season of Football: 1896
 Bowl Games: 23 (9-14)
 National Championships: 6 (1951, 1952, 1955, 1957, 1965, 1966)
 Big Ten Championships: 7 (1953, 1965, 1966, 1978, 1987, 1990, 2010)
 Big Ten Legends Division Championships: 1 (2011)

2013 SPARTAN CAPSULE

Offense: Multiple
 Defense: Multiple 4-3
 Lettermen Lost: 16 (8 offense, 7 defense, 1 specialist)
 Lettermen Returning: 49 (25 offense, 22 defense, 3 specialists)
 Starters Lost: 9 (4 offense, 4 defense, 1 specialist)
 Starters Returning: 18 (8 offense, 7 defense, 3 specialists)
 Offensive Starters Lost (4): RB Le'Veon Bell, RT Skyler Burkland, RG Chris McDonald, TE Dion Sims
 Offensive Starters Returning (8): C/LG Jack Allen, WR Aaron Burbridge, WR Bennie Fowler, LT Dan France, C Travis Jackson, QB Andrew Maxwell, WR Keith Mumphery, LG Blake Treadwell
 Defensive Starters Lost (4): CB Johnny Adams, DE William Gholston, LB Chris Norman, NT Anthony Rashad White
 Defensive Starters Returning (7): LB Denicos Allen, LB Max Bullough, CB Darqueze Dennard, S Kurtis Drummond, DT Tyler Hoover, S Isaiah Lewis, DE Marcus Rush
 Starting Specialists Returning (3): KO Kevin Muma, SN Taybor Pepper, P Mike Sadler
 Starting Specialists Lost (1): PK Dan Conroy

• Senior cornerback **Darqueze Dennard**, who tied his career high with two interceptions and led the Spartans with a career-high eight tackles in the 26-14 win at Iowa, has been named Big Ten Defensive Player of the Week. It marks the first career weekly Big Ten honor for the 5-foot-11, 197-pound Dennard.

• After not scoring any defensive touchdowns in 2012, the Spartans have already recorded four this season, which is tied for the most by any team in the NCAA Football Bowl Subdivision in 2013 (**Kurtis Drummond** 21-yard interception vs. Western Michigan; **Shilique Calhoun** 16-yard fumble recovery vs. WMU; Calhoun 4-yard fumble recovery vs. South Florida; Calhoun 56-yard interception vs. USF). Michigan State has scored 18 defensive touchdowns under Dantonio, including five each in 2007 and 2011. It marked the first time in Michigan State history (single-game records dating back to 1946) that the Spartans have scored four defensive TDs in the first two games of the season. The four defensive touchdowns are tied for the fourth most in a single season in school history (school-record six in 1999; five in 2007 and 2011).

• In five games this season, the Spartans have forced their opponents to go three-and-out on 38 of 69 possessions (55 percent; 7.6 per game), which ranks first in the nation. [Three-and-out: either holding opponent without a first down within its first three plays on a new series or forcing a turnover in the first three plays.]

• The Spartans have won 33 of their last 45 games (.733), dating back to the beginning of the 2010 season. The 33 wins are tied for the most in the Big Ten and tied for 12th most among NCAA FBS teams during that same time period.

TEAM COMPARISONS –

	Michigan State	Indiana
Basic Offense	Multiple	Multiple
Basic Defense	Multiple 4-3	4-3
Offensive Starters Returning	9	10
Defensive Starters Returning	7	9
Specialists Returning	3	2

AVERAGE HEIGHTS & WEIGHTS (STARTERS) –

	Michigan State	Indiana
Offensive Line & Tight End	6-4, 297	6-4, 284
Offensive Backs & Wide Receivers	6-1, 215	6-0, 201
Defensive Line	6-5, 273	6-4, 276
Linebackers	6-2, 238	6-1, 233
Defensive Backs	6-0, 198	6-0, 199

CLASS BREAKDOWN (STARTERS) –

Michigan State Offense: 4 seniors, 2 juniors, 3 sophomores, 2 freshmen
 Michigan State Defense: 6 seniors, 3 juniors, 2 sophomores
 Indiana Offense: 2 seniors, 4 juniors, 5 sophomores
 Indiana Defense: 1 senior, 6 juniors, 3 sophomores, 1 freshman

STAT LEADERS –

Michigan State (after five games):

Rushing – Jeremy Langford (72 carries for 311 yards, 4.3 avg., 4 TDs)
 Passing – Connor Cook (68 of 125 for 688 yards, 7 TDs, 1 INT)
 Receiving – Macgarrett Kings Jr. (18 catches for 230 yards, 12.8 avg., 3 TDs)
 Tackles – Kurtis Drummond (30 tackles, 16 solos, 14 assists, 2.0 TFL, 1 interception, 3 PBUs)

Indiana (after five games):

Rushing – Tevin Coleman (76 carries for 478 yards, 6.3 avg., 7 TDs)
 Passing – Nate Sudfeld (104 of 162 for 1,467 yards, 13 TDs, 6 INTs)
 Receiving – Cody Latimer (28 catches for 486 yards, 17.4 avg., 2 TDs)
 Tackles – David Cooper (41 tackles, 22 solos, 19 assists, 1.5 TFL)

CURRENT SPARTANS vs. INDIANA –




Career Stat Leaders

Rushing – Nick Hill (2 games: 5 carries for 30 yards, 6.0 avg., 0 TDs)
 Passing – Andrew Maxwell (2 games: 28-of-47, 312 yards, 2 TDs, 0 INTs)
 Receiving – Aaron Burbridge (1 game: 8 catches for 134 yards, 16.8 avg., 0 TDs)
 Tackles – Denicos Allen (2 games: 15 tackles, 1.0 TFL, 1 PBU)

2013 SPARTAN FOOTBALL GAME NOTES



WEEKLY MEDIA PLANNER

Monday, Oct. 7	Tuesday, Oct. 8	Wednesday, Oct. 9	Thursday, Oct. 10	Friday, Oct. 11	Saturday, Oct. 12	Sunday, Oct. 13
No practice.	<p><u>11:30 a.m.</u> Coach Dantonio's weekly press conference (Level 4/ Spartan Stadium).</p> <p><u>12:30 p.m.</u> Coach Dantonio's weekly Big Ten Teleconference</p> <p><u>Approximately 3:50 p.m.</u> Open Practice (First 20-30 minutes)</p> <p><u>Approximately 6:15 p.m.</u> Requested players available for interviews following practice. Interviews on practice field.</p>	<p><u>12:30 p.m.</u> Defensive line coach Ron Burton and wide receivers coach Terrence Samuel available for brief interviews in Skandalaris Center lobby.</p> <p>Closed practice.</p>	<p>Closed practice.</p> <p><u>7-8 p.m.</u> Mark Dantonio Weekly Radio Show at Reno's East on Abbot Rd. in East Lansing.</p> 	Closed walk-thru at Spartan Stadium.	<p><u>12 p.m.</u> Kickoff vs. Indiana (ESPN2)</p> 	<p><u>Approximately 6:30 p.m.</u> Coach Dantonio's weekly teleconference.</p> <p><u>10:30 p.m.</u> Spartan Football All-Access TV show on FOX Sports Detroit.</p> 

STAT COMPARISON -

	Michigan State	Indiana
Scoring	28.2	44.4
First Downs	20.6	24.4
Total Offense	355.0	535.0
Rushing Yards	176.6	189.0
Passing Yards	178.4	346.0
Time of Possession	34:11	25:36
Third Down Conversions	.388	.453
Points Allowed	13.4	31.0
Total Offense Allowed	203.8	452.6
Rushing Yards Allowed	51.2	212.2
Passing Yards Allowed	152.6	240.4

THE LAST MEETING -

Oct. 6, 2012, in Bloomington, Ind. (AP): Andrew Maxwell passed for 290 yards and two touchdowns, and Michigan State rallied from a 17-point deficit to defeat Indiana 31-27. Aaron Burbridge caught eight passes for 134 yards and Le'Veon Bell ran for 121 yards and two touchdowns on 37 carries for the Spartans. Cameron Coffman passed for 282 yards and three touchdowns and Shane Wynn had 12 catches for 70 yards for the Hoosiers, who led 27-17 at the end of the third quarter. Indiana could have given second-year coach Kevin Wilson his first conference win, but the Hoosiers went three-and-out on critical back-to-back possessions in the fourth quarter. Michigan State, which gave up nearly 200 yards in the first quarter, held Indiana to 37 yards and two first downs in the second half.

Indiana started Coffman over Nate Sudfeld at quarterback, and the Hoosiers' no-huddle offense rolled right down the field against one of the nation's best defenses. Coffman fired a 19-yard touchdown pass to Stephen Houston 77 seconds into the game. Two possessions later, Mitch Ewald's 32-yard field goal made it 10-0 Hoosiers. After Michigan State was called for a roughing-the-punter penalty, Coffman took advantage with a 21-yard touchdown pass to Ted Bolser with 38 seconds left in the first quarter. Michigan State finally got it going in the second quarter. Bell scored from 2 yards out to cut Indiana's lead to 17-7. Maxwell followed with a 15-yard touchdown pass to running back Larry Caper to trim Indiana's lead to 17-14 with 6:26 left in the first half. Indiana came right back when Coffman found Wynn for a 17-yard touchdown pass. Indiana recovered an onside kick, and a 19-yard field goal by Ewald gave Indiana a 27-14 lead at halftime. Coffman completed 23 of 30 passes for 256 yards in the first half.

Michigan State got the ball first in the second half, and a 46-yard field goal by Dan Conroy cut Indiana's lead to 27-17. Michigan State went for it on fourth down at the Indiana 2 and Bell got a yard on a play that was reviewed. Two plays later, Bell scored from the 1, cutting Indiana's lead to 27-24 with 7:49 to play. Coffman missed on three straight passes, and Michigan State got the ball back 20 seconds after the previous score. On the third play of the possession, Maxwell connected with Bennie Fowler for a 36-yard touchdown pass to give the Spartans a 31-27 lead. Indiana went three-and-out again and punted. Michigan State's Nick Hill fumbled the fair catch but fell on it, and Indiana got a personal-foul penalty, giving the Spartans the ball at the 50. Michigan State ran out the clock, clinching the game on a fourth-and-1 conversion by Bell on the Indiana 9-yard line in the final minute.

AROUND THE BIG TEN

2013 BIG TEN STANDINGS				
	Conf. Games		All Games	
Legends Division				
Michigan	1-0	1.000	5-0	1.000
Michigan State	1-0	1.000	4-1	.800
Nebraska	1-0	1.000	4-1	.800
Iowa	1-1	.500	4-2	.667
Northwestern	0-1	.000	4-1	.800
Minnesota	0-2	.000	4-2	.667
Leaders Division				
Ohio State	2-0	1.000	6-0	1.000
Indiana	1-0	1.000	3-2	.600
Wisconsin	1-1	.500	3-2	.600
Illinois	0-1	.000	3-2	.600
Penn State	0-1	.000	3-2	.600
Purdue	0-1	.000	1-4	.200



THIS WEEK'S SCHEDULE

Saturday, Oct. 12

Indiana at Michigan State, 12 p.m. (ESPN2)
Nebraska at Purdue, 12 p.m. (BTN)
Northwestern at Wisconsin, 3:30 p.m. (ABC)
Michigan at Penn State, 5 p.m. (ESPN)

LAST WEEK'S SCORES

Saturday, Oct. 5

Nebraska 39, Illinois 19
Indiana 44, Penn State 24
Michigan State 26, Iowa 14
Michigan 42, Minnesota 13
Ohio State 40, Northwestern 30

• All times listed - Eastern.



2013 SPARTAN FOOTBALL GAME NOTES

ATHLETIC COMMUNICATIONS

GENERAL INFORMATION

Mailing Address

Breslin Center, 534 Birch Road, Room Z-22
East Lansing, MI 48824

Office Phone (517) 355-2271

Fax (517) 353-9636

Website..... msuspartans.com

SOCIAL MEDIA

Facebook..... Facebook.com/MSUAthletics

Twitter (Football)..... @MSU_Football

Twitter (Athletics)..... @MSU_Athletics

YouTube Channel..... MSUSpartanAthletics

Mobile App Michigan State Spartans (CBS Sports)

Pinterest MSUAthletics

Instagram MSU_Spartans

STAFF

Associate AD/Football Contact..... John Lewandowski

Cell Phone (517) 243-2354

Email lewski@ath.msu.edu

Assistant Director/Football Contact..... Ben Phlegar

Cell Phone (517) 896-0031

Email phlegarb@ath.msu.edu

New Media Director..... Matt Larson

Email larson@ath.msu.edu

Athletic Communications Director..... Jamie Baldwin

Email jweir@ath.msu.edu

Assistant Director..... Jim Donatelli

Email jdonatelli@ath.msu.edu

Assistant Director..... Jeff Barnes

Email jbarnes@ath.msu.edu

Video Producer..... Bob Armstrong

Email armstr84@ath.msu.edu

Video Producer..... Nick Baker

Email nbaker@ath.msu.edu

Video Producer..... Jacob Huber

Email huberjac@ath.msu.edu

Video Producer..... Ryan McPhail

Email mcphail@ath.msu.edu

Creative Director..... Bernie Rosendahl

Email rosendahl@ath.msu.edu

Office Assistant..... Paulette Martis

Email martis@ath.msu.edu

Intern..... Aimee Dulebohn

Email ardulebohn@ath.msu.edu



MSUAthletics



@msu_football
@msu_athletics



MSUSpartanAthletics

THE LAST MEETING IN SPARTAN STADIUM –

Nov. 19, 2011, in East Lansing, Mich. (AP): Kirk Cousins threw for 273 yards and three touchdowns in just over a half and No. 12 Michigan State clinched a berth in the inaugural Big Ten championship game with a 55-3 rout of Indiana. Cousins hit B.J. Cunningham for a 7-yard touchdown on Michigan State's first possession of the second half, giving the Spartans a 41-3 lead. On the next drive, he handed off on the first play, and then was replaced by Andrew Maxwell. Cousins saluted the Spartan logo at midfield before leaving to a large ovation. Michigan State finished with 470 total yards to 234 for Indiana, and forced the game's only two turnovers.

The Spartans scored on their first two possessions, thanks to a pair of big passes from Cousins to Cunningham. The first, a 37-yarder, led to a 21-yard field goal by Dan Conroy. On the second, the Indiana defense bit hard on a play-fake, leaving Cunningham alone behind the defense for a 63-yard score. Michigan State made it 17-0 before the first quarter was over as Cousins hit Keshawn Martin on the sideline. Martin avoided two poor tackles and raced into the end zone for a 47-yard score. A failed fake punt gave the Hoosiers good field position, but they were only able to turn it into a 22-yard field goal by Mitch Ewald. Nick Hill, though, returned the ensuing kickoff to the Indiana 24, and Martin took a sweep 19 yards for his second touchdown of the half. Edwin Baker's 10-yard run made it 31-3 late in the second quarter, as the Hoosiers continued to struggle badly on both sides of the ball. Another Conroy field goal put the Spartans up by 31 at the half. After Cousins started the second half with the touchdown to Cunningham, Johnny Adams returned an interception 86 yards to give Michigan State a 48-3 lead. Baker's second touchdown provided the final margin.

MSU/INDIANA COACHING CONNECTIONS –

- Michigan State defensive coordinator **Pat Narduzzi** and Indiana head coach **Kevin Wilson** worked together at Miami-Ohio for three years (1990-92) under **Randy Walker**. Narduzzi spent two years as a graduate assistant before taking over as receivers coach in 1992, while Wilson served as offensive line coach for two seasons before adding the responsibilities of offensive coordinator in 1992.

- Michigan State defensive line coach **Ron Burton** spent five seasons at Indiana (1997-2001) as the linebackers coach. Burton mentored two Butkus Award nominees, Jabar Robinson and Justin Smith, during his time with the Hoosiers. Robinson led the team in tackles two-straight years and is eighth in school history with 339 career tackles, while Smith played one season (2003) in the NFL and ranks ninth in IU history with 326 tackles.

- Indiana head coach **Kevin Wilson** and Michigan State defensive line coach **Ron Burton** played together at the University of North Carolina in the mid-80s. Burton was a defensive lineman at UNC from 1982-86, while Wilson played on the offensive line from 1980-83 for the Tar Heels.

- Indiana head coach **Kevin Wilson** coached at Miami-Ohio when Michigan State offensive line coach **Mark Staten** played for the RedHawks. Wilson spent nine seasons at Miami-Ohio (1990-98), while Staten was a four-year letterwinner at defensive tackle (1989-92). Wilson coached the offensive line at Miami-Ohio in 1990-91, and was the offensive coordinator from 1992-98.

SPARTAN STADIUM CELEBRATES 500TH GAME –

Spartan Stadium is in its 90th season as home to Michigan State football. Since its opening in 1923, Michigan State has won 69 percent of its games played in Spartan Stadium. Another milestone will be reached Saturday afternoon against Indiana when Spartan Stadium plays host to its 500th game.

Michigan State has compiled a 339-147-13 record (.692) since taking up residency in Spartan Stadium (formerly Macklin Field) in 1923. The Spartans have gone undefeated at home 18 times since the stadium opened in 1923, including back-to-back seasons in 2010 and 2011. In addition, Michigan State has suffered only one home loss during a season 28 times. Only 10 times in the history of the stadium have the Spartans experienced a losing record at home.



MSUFPA REUNION WEEKEND –

More than 200 former student-athletes, coaches, managers and trainers will participate in the MSU Football Players Association Reunion Weekend, Oct. 11-12, as the organization celebrates the 25th anniversary of the 1988 Rose Bowl Championship.

George Perles led Michigan State to the 1987 Big Ten Championship and a 20-17 victory over No. 16 USC in the 1988 Rose Bowl, as the Spartans finished No. 8 in the final polls. After starting the 1987 season 1-2, the Spartans went 7-0-1 over their last eight games, including wins over No. 12 Michigan (17-11), at No. 15 Ohio State (13-7) and No. 16 Indiana (27-3). The 1987 Spartans featured seven first-team All-Big Ten selections: safety Todd Krumm, offensive tackle Tony Mandarich, safety John Miller, punter Greg Montgomery, center Pat Shurmur, linebacker Percy Snow and running back Lorenzo White.

FORMER HEAD ATHLETIC TRAINER JEFF MONROE NAMED HONORARY CAPTAIN –

Former Michigan State assistant athletics director/head athletic trainer **Jeff Monroe** has been selected honorary captain for Saturday's game against Indiana. He will address the team during the pre-game meal and join the 2013 captains at midfield for the coin toss.

After 27 years at Michigan State, Monroe announced his retirement in July. Monroe had served as the head staff athletic trainer at MSU since August 1985, and was promoted to assistant athletic director in 2000. He handled the year-round athletic training for Spartan football.

PROGRAM NOTES –

- Michigan State secured its third-straight winning campaign (7-6) in 2012 with a thrilling 13-point second-half comeback victory over TCU in the Buffalo Wild Wings Bowl, defeating the Horned Frogs, 17-16. The Spartans have won back-to-back bowl games for the first time since the 1989-90 seasons (MSU defeated Georgia, 33-30, in triple overtime in the 2012 Outback Bowl). MSU is the only Big Ten team to win its last two bowl games in the past two seasons.

- MSU's 33 wins since 2010 ties for 12th most among NCAA Football Bowl Subdivision teams and is tied for the most in the Big Ten during that same period. The Spartans have posted three consecutive winning seasons, a first for the program since recording six in a row from 1985-90. MSU has won 33 of their last 45 games (.733), dating back to the beginning of the 2010 season.

- Michigan State has appeared in a school-record six consecutive bowl games (2007 Champs Sports Bowl, 2009 Capital One Bowl, 2010 Alamo Bowl, 2011 Capital One Bowl, 2012 Outback Bowl, 2012 Buffalo Wild Wings Bowl). The six-year bowl streak is currently tied for the 18th longest in the NCAA FBS and second longest in the Big Ten.

- Michigan State is one of only eight schools to have had at least one player chosen every year since the inception of the common NFL Draft in 1967. MSU joins Arizona State, Florida, Michigan, Nebraska, Tennessee, Texas and USC as the only programs with at least one draft choice for 47 consecutive years.

- Michigan State and Florida are the only schools in the country to win multiple National Championships in football and men's basketball. MSU has won six national titles in football (1951, 1952, 1955, 1957, 1965, 1966) and two in men's basketball (1979, 2000). Michigan State is also the only school in the nation to win multiple national championships in football, men's basketball and hockey.

- Since 2008, MSU has recorded 28 Big Ten victories, the most of any team in the conference (Note: Ohio State won 34 games, but had to vacate seven victories following the 2010 season.). The Spartans produced back-to-back 11-win seasons in 2010-11 for the first time in program history, claimed a share of the Big Ten Championship in 2010, and won the inaugural Big Ten Legends Divisions title in 2011.

POLLS (OCT. 6)

ASSOCIATED PRESS

Rk.	School	Record
1.	Alabama (55)	5-0
2.	Oregon (5)	5-0
3.	Clemson	5-0
4.	Ohio State	6-0
5.	Stanford	5-0
6.	Florida State	5-0
7.	Georgia	4-1
8.	Louisville	5-0
9.	Texas A&M	4-1
10.	LSU	5-1
11.	UCLA	4-0
12.	Oklahoma	5-0
13.	Miami-Fla.	5-0
14.	South Carolina	4-1
15.	Baylor	4-0
16.	Washington	4-1
17.	Florida	4-1
18.	Michigan	5-0
19.	Northwestern	4-1
20.	Texas Tech	5-0
21.	Fresno State	5-0
22.	Oklahoma State	4-1
23.	Northern Illinois	5-0
24.	Virginia Tech	5-1
25.	Missouri	5-0

USA TODAY/COACHES

Rk.	School	Record
1.	Alabama (57)	5-0
2.	Oregon (4)	5-0
3.	Ohio State	6-0
4.	Clemson (1)	5-0
5.	Stanford	5-0
6.	Florida State	5-0
7.	Georgia	4-1
8.	Louisville	5-0
9.	Texas A&M	4-1
10.	Oklahoma	5-0
11.	LSU	5-1
12.	South Carolina	4-1
13.	UCLA	4-0
14.	Miami-Fla.	5-0
15.	Baylor	4-0
16.	Michigan	5-0
17.	Florida	4-1
18.	Northwestern	4-1
19.	Washington	4-1
20.	Oklahoma State	4-1
21.	Texas Tech	5-0
22.	Fresno State	5-0
23.	Northern Illinois	5-0
24.	Nebraska	4-1
25.	Virginia Tech	5-1

(First-place votes)

Bold indicates MSU opponent



2013 SPARTAN FOOTBALL GAME NOTES

2013 HONOR ROLL

DENICOS ALLEN (Sr.-5, Linebacker)

- Featured on the College Football Performance Awards Linebacker Trophy Watch List
- Preseason second-team All-Big Ten selection by Phil Steele's College Football Preview, Athlon Sports and Lindy's
- Rated among the nation's top NFL Draft prospects in the Class of 2014 (No. 9 outside linebacker) by CBSSports.com

JACK ALLEN (So., Offensive Lineman)

- Preseason All-Big Ten selection by Phil Steele (third team)

MAX BULLOUGH (Sr., Linebacker)

- Featured on preseason watch lists for the Bednarik (defensive player of the year), Butkus (nation's best linebacker) and Lombardi (nation's best line-man) Awards
- Named to the Nagurski Trophy (defensive player of the year), Lott IMPACT Trophy and College Football Performance Awards Linebacker Trophy Watch Lists
- Preseason All-America selection by SI.com (second team), Phil Steele's College Football Preview (second team) and Athlon Sports (third team)
- Ranked among nation's Hot 100 Seniors (No. 32) for 2014 NFL Draft, according to NFL.com's Gil Brandt
- Rated among the nation's top NFL Draft prospects in the Class of 2014 (No. 4 inside linebacker) by CBSSports.com
- Ranks among the nation's top inside linebackers (No. 5) by Lindy's
- Rated among the Big Ten's Top 25 players, according to ESPN.com (No. 7) and BTN.com's Tom Dienhart (No. 10)
- Preseason first-team All-Big Ten selection by Phil Steele, Athlon Sports and Lindy's
- Named to Big Ten preseason Players to Watch list
- Named a player to watch in the Big Ten in 2013 by SI.com

RILEY BULLOUGH (R-Fr., Running Back)

- Ranked among nation's Top 50 (No. 43) breakout players for 2013, according to ESPN.com's Travis Haney

AARON BURBRIDGE (So., Wide Receiver)

- Named to Biletnikoff Award Preseason Watch List (nation's most outstanding receiver)
- Named one of five Big Ten offensive players to watch in 2013 by ESPN.com
- Preseason All-Big Ten selection by Phil Steele's College Football Preview (third team)

SHILIQUE CALHOUN (So., Defensive End)

- Named to Paul Hornung Award Watch List (nation's most versatile player)
- Walter Camp FBS National Defensive Player of the Week (Sept. 7 vs. South Florida)
- Chuck Bednarik Award National Defensive Player of the Week (Sept. 7 vs. South Florida)
- FWAA/Bronko Nagurski National Defensive Player of the Week (Sept. 7 vs. South Florida)
- CBSSports.com National Defensive Player of the Week (Sept. 7 vs. South Florida)
- College Football Performance Awards National Defensive Performer of the Week (Sept. 7 vs. South Florida)

Winningest NCAA FBS Teams Since 2010

Rank	Team	Total Wins
1.	Oregon	41
2.	Alabama	40
	Stanford	40
4.	LSU	39
	Northern Illinois	39
6.	Boise State	38
7.	Oklahoma	37
8.	Florida State	36
9.	Oklahoma State	35
	South Carolina	35
11.	Virginia Tech	34
12.	Michigan State	33
	Nebraska	33
	TCU	33
	Wisconsin	33

Most Big Ten Wins Since 2008

Rank	Team	Total Wins
1.	Michigan State	28
2.	Ohio State*	27
3.	Wisconsin	26
4.	Iowa	22
5.	Northwestern	21
6.	Michigan	19
7.	Purdue	15
8.	Nebraska^	13
9.	Minnesota	12
10.	Illinois	11
11.	Indiana	6
	Penn State*	6

* Penn State vacated 23 conference wins from the 2008-11 seasons. Ohio State vacated seven conference wins from the 2010 season; ^ Nebraska joined the Big Ten in 2011.

SPARTANS CELEBRATE 98TH HOMECOMING GAME –

• Michigan State is 63-31-3 (.665) in 97 Homecoming games, including a 10-1-1 record against Indiana. The Hoosiers' last trip to East Lansing, Mich., for Homecoming resulted in a 52-27 Spartan victory on Oct. 13, 2007. The Spartans have won five of their last six Homecoming games. MSU has a 49-22-2 (.685) record in Homecoming contests played in October.

Here's a look at Michigan State's Homecoming results against Indiana (MSU wins in bold type):

Date	Result
Oct. 13, 2007	MSU 52, Indiana 27
Oct. 4, 2003	MSU 31, Indiana 3
Oct. 10, 1998	MSU 38, Indiana 31 (2OT)
Oct. 3, 1992	MSU 42, Indiana 31
Oct. 31, 1984	MSU 13, Indiana 6
Oct. 21, 1978	MSU 49, Indiana 14
Nov. 1, 1969	Indiana 16, MSU 0
Oct. 28, 1961	MSU 35, Indiana 0
Oct. 24, 1959	MSU 14, Indiana 6
Oct. 13, 1956	MSU 53, Indiana 6
Oct. 17, 1953	MSU 47, Indiana 18
Nov. 18, 1939	MSU 7, Indiana 7



Michigan State leads the FBS in total defense (203.8 yards per game), rushing defense (51.2 ypg.), pass efficiency defense (81.16 rating) and opponent third-down conversions (22 percent; 17-for-77).

SPARTAN DEFENSE RANKS AMONG THE BEST IN THE FBS –

• Through five games, Michigan State's defense ranks No. 1 in the NCAA Football Bowl Subdivision in total defense (203.8 yards per game), rushing defense (51.2 ypg.), pass efficiency defense (81.16 rating) and opponent third-down conversions (22 percent; 17-for-77). The Spartans also rank among the national leaders in scoring defense (seventh at 13.4 ppg.) and passing defense (eighth at 152.6 ypg.), figures which also rank No. 1 in the Big Ten. Michigan State and Alabama are the only two schools to rank in the top 15 nationally in total defense, scoring defense, pass defense and rushing defense during both the 2011 and 2012 seasons.

• Michigan State's defense has allowed just 3.28 yards per play, which ranks No. 1 in the FBS.

• In their last game, the Spartans limited Iowa to 23 yards rushing on 16 carries (1.4 yards per rushing attempt). In 84 games as under head coach Mark Dantonio, the Spartans have held their opponents below 100 yards rushing on 40 occasions (48 percent).

• Michigan State has led the Big Ten in total defense and rushing defense the past two seasons.

• Michigan State returns seven starters and 11 players with starting experience from the Big Ten's top-ranked defense in 2012. The Spartan defense ranked among the NCAA FBS Top 10 in eight categories: touchdowns allowed (second with 16), pass efficiency defense (third at 98.8), total defense (fourth at 274.4 ypg.), pass break-ups (tied for eighth at 4.8 pg.), rushing defense (eighth at 98.6 ypg.), third-down defense (eighth at .305), pass defense (ninth at 175.8 ypg.) and scoring defense (ninth at 16.3 ppg.). In addition, MSU also led the Big Ten in six defensive categories (touchdowns allowed, total defense, scoring defense, pass efficiency defense, rushing defense and third-down defense).

• The Spartans are one of just five NCAA FBS schools, along with Alabama, Florida State, Florida and LSU, to rank among the Top 10 nationally in total defense the past two seasons. Michigan State ranked fourth in total defense in 2012 (274.4 ypg.) and sixth in 2011 (277.4 ypg.).

• MSU has also ranked in the NCAA FBS Top 10 the past two seasons in rushing defense (eighth in 2012 at 98.6 ypg.; ninth in 2011 at 100.5 ypg.) and scoring defense (ninth in 2012 at 16.3 ppg.; 10th in 2011 at 18.4 ppg.). Michigan State, Alabama and Florida State are the only schools in the nation to rank among the NCAA FBS Top 10 in total defense, rushing defense and scoring defense the past two seasons.

• In addition, MSU has ranked among the NCAA FBS Top 15 in pass defense in 2011 (11th at 176.9 ypg.) and 2012 (ninth at 175.8 ypg.). Michigan State and Alabama are the only two programs in the country to rank in the NCAA FBS Top 15 the past two seasons in total defense, rushing defense, passing defense and scoring defense.

2013 HONOR ROLL

SHILIQUE CALHOUN (continued)

- CFPA National Defensive Lineman of the Week (Sept. 7 vs. South Florida)
- Paul Hornung Award Honor Roll for Week 2 (Sept. 7 vs. South Florida)
- Big Ten Defensive Player of the Week (Sept. 7 vs. South Florida)
- Named one of five Big Ten defensive players to watch in 2013 by ESPN.com

DARQUEZE DENNARD (Sr., Cornerback)

- Big Ten Defensive Player of the Week (Oct. 5 vs. Iowa)
- Featured on preseason watch lists for the Bednarik (defensive player of the year) and Jim Thorpe (nation's best defensive back) Awards plus Nagurski Trophy (nation's best defensive player)
- One of only 11 defensive backs nationally to be listed on the Bednarik, Nagurski and Thorpe Award Watch Lists
- Named to the College Football Performance Awards Defensive Back Trophy Watch List
- Preseason third-team All-America selection by Phil Steele's College Football Preview
- Ranked among the nation's top cornerbacks (No. 7) by Lindy's
- Ranked among nation's Hot 100 Seniors (No. 42) for 2014 NFL Draft, according to NFL.com's Gil Brandt
- Rated among the nation's top NFL Draft prospects in the Class of 2014 (No. 4 cornerback) by CBSSports.com
- Ranks among the Big Ten's Top 25 players, according to ESPN.com (No. 10) and BTN.com's Tom Dienhart (No. 20)
- Preseason first-team All-Big Ten selection by Phil Steele, Athlon Sports and Lindy's

FOU FONOTI (Sr.-5, Offensive Tackle)

- Preseason All-Big Ten selection by Athlon Sports (second team) and Lindy's (third team)

DAN FRANCE (Sr.-5, Offensive Lineman)

- Preseason third-team All-Big Ten selection by Athlon Sports

NICK HILL (Jr., Kick Returner)

- Named to the College Football Performance Awards Punt Returner of the Year Trophy Watch List

TRAVIS JACKSON (Jr., Center)

- Named to the Rimington Trophy Watch List (nation's top center)
- Preseason All-Big Ten selection by Lindy's (second team), Athlon Sports (third team) and Phil Steele's College Football Preview (third team)



2013 SPARTAN FOOTBALL GAME NOTES

2013 HONOR ROLL

ISAAH LEWIS (Sr., Safety)

- Named to watch lists for the Jim Thorpe Award (nation's best defensive back) and the College Football Performance Awards Defensive Back Trophy
- Preseason fourth-team All-America selection by Athlon Sports
- Rated among the nation's top NFL Draft prospects in the Class of 2014 (No. 5 strong safety) by CBSsports.com
- Ranks among the Big Ten's Top 25 (No. 23) players, according to BTN.com's Tom Dienhart
- Preseason first-team All-Big Ten selection by Phil Steele's College Football Preview and Athlon Sports and third-team pick by Lindy's

KEVIN MUMA (Sr.-5, Kicker)

- Named to the College Football Performance Awards Kickoff Specialist of the Year Trophy Watch List

MARCUS RUSH (Jr., Defensive End)

- Named to the Nagurski Trophy (nation's best defensive player) and Ted Hendricks Defensive End of the Year Award Watch Lists
- Preseason All-Big Ten selection by Phil Steele's College Football Preview (first team), Lindy's (second team) and Athlon Sports (third team)

MIKE SADLER (Jr., Punter)

- Preseason third-team All-America selection by Athlon Sports
- Named to Ray Guy Award (nation's top punter) and College Football Performance Awards Punter of the Year Trophy Watch Lists
- Rated among the nation's top punters (No. 6) by Lindy's
- Preseason first-team All-Big Ten pick by Athlon Sports, Lindy's and Phil Steele's College Football Preview

TRAE WAYNES (So., Cornerback)

- Ranked among nation's Top 50 (No. 22) breakout players for 2013, according to ESPN.com's Travis Haney

PAT NARDUZZI (Assistant Head Coach/Defensive Coordinator)

- Named best assistant coach in the Big Ten, according to Yahoo! Sports Pat Forde

DEFENSIVE LEADERBOARD

Rk.	Player	Production Points
1.	LB Denicos Allen	113
2.	CB Darqueze Dennard	101
3.	DE Shilique Calhoun	99.5
4.	FS Kurtis Drummond	93
5.	CB Trae Waynes	73
6.	LB Max Bullough	67
7.	DE Marcus Rush	66
8.	DT Tyler Hoover	61
9.	LB Taiwan Jones	52
10.	SS Isaiah Lewis	36
11.	LB Jairus Jones	34

• The Spartans return five players who received All-Big Ten recognition on defense in 2012, including first-team selections **Max Bullough** (LB) and **Darqueze Dennard** (CB). Senior linebacker **Denicos Allen**, senior strong safety **Isaiah Lewis** and junior defensive end **Marcus Rush** earned honorable mention All-Big Ten accolades from the coaches and media.

• Senior linebacker **Max Bullough** has led the Spartans in tackles the previous two seasons (89 in 2011; career-high 111 in 2012). Bullough was re-elected a team captain and is just the third Spartan to be named a captain at least twice in the Dantonio era (Greg Jones, 2009-10; Kirk Cousins, 2009-11). Bullough is featured on preseason watch lists for the Bednarik (defensive player of the year), Butkus (nation's best linebacker) and Lombardi (nation's best lineman) Awards, and also was named to the Nagurski Trophy (defensive player of the year), Lott IMPACT Trophy and College Football Performance Awards Linebacker Trophy Watch Lists. He was a preseason All-America selection by Phil Steele's College Football Preview (second team) and Athlon Sports (third team).

• In 2012, the Spartans surrendered 16 offensive touchdowns (six rushing, 10 passing) – the second-fewest allowed in the NCAA FBS. Only Notre Dame (15) permitted fewer TDs. Through four games in 2013, the Spartans have allowed eight touchdowns (two rushing, six passing), tied for seventh fewest in the FBS.

• Since the beginning of 2011, Michigan State has held 20 opponents under 100 rushing yards (seven in 2011; eight in 2012; five in 2013). In addition, MSU has held 10 opponents under 50 yards rushing (three times in 2011; five in 2012; two in 2013) since 2011.

• Since the beginning of the 2010 season, Michigan State's defense has held 11 opponents to less than 10 points.

• Michigan State has forced at least one turnover in 66 of 84 games over the last seven seasons (79 percent of the games played since 2007).

SPARTANS TIED FOR FBS LEAD IN DEFENSIVE TOUCHDOWNS –

• After not scoring any defensive touchdowns in 2012, the Spartans have already recorded four this season, which is tied for the most by any team in the NCAA Football Bowl Subdivision in 2013 (**Kurtis Drummond** 21-yard interception vs. Western Michigan; **Shilique Calhoun** 16-yard fumble recovery vs. WMU; Calhoun 4-yard fumble recovery vs. South Florida; Calhoun 56-yard interception vs. USF). Michigan State has scored 18 defensive touchdowns under Dantonio, including five each in 2007 and 2011. It marked the first time in Michigan State history (single-game records dating back to 1946) that the Spartans have scored four defensive TDs in the first two games of the season. The four defensive touchdowns are tied for the second most in a single season in school history (school-record six in 1999; four in 2003).

Most Defensive Touchdowns - 2013

Rank	Team	TDs
1.	<i>Michigan State</i>	4
	Baylor	4
	Northwestern	4
4.	Arizona	3
	Colorado	3
	Iowa	3
	Nebraska	3
	Tennessee	3
	Texas A&M	3

Most Defensive Touchdowns - MSU Single-Season History

Rank	Year	TDs
1.	1999	6
2.	2011	5
	2007	5
4.	2013	4
	2003	4



THREE-AND-OUT –

• In five games this season, the Spartans have forced their opponents to go three-and-out on 38 of 69 possessions (55 percent; 7.6 per game), which ranks first in the nation. [Three-and-out: either holding opponent without a first down within its first three plays on a new series or forcing a turnover in the first three plays.]

FBS Three-and-out Leaders - 2013

Rank	Team	Pct.
1.	Michigan State	.551 (38-of-69)
2.	Louisville	.500 (29-of-58)
3.	Virginia	.469 (38-of-81)
	Utah State	.469 (38-of-81)
5.	Baylor	.468 (29-of-62)

SPARTAN THREE-AND-OUT CHART –

Opponent	Possessions	Three-and-Out	Percent	Punts	Turnovers
Western Michigan	17	9	.529	7	2
South Florida	14	8	.571	9	1
Youngstown State	12	7	.583	6	1
Notre Dame	12	4	.333	4	0
Iowa	14	10	.714	7	2
Totals	69	38	.551	33	6

INSIDE THE NUMBERS –

• Michigan State lost five Big Ten games in 2012 by a combined total of 13 points, including one in double overtime (Iowa) and two within the last 10 seconds of regulation (Michigan, Nebraska). During one stretch, MSU had seven-straight games decided by four points or fewer, the longest such streak in school history and the longest by an FBS team since at least 1996.

• Under Mark Dantonio, Michigan State is 39-8 (.830) when leading in time of possession, including a 26-5 record (.839) since 2010. The Spartans lead the Big Ten and rank fourth in the NCAA FBS in time of possession (34:11 per game) in 2013.

• Under Mark Dantonio, Michigan State is 44-11 (.800) when outrushing its opponent, including a 28-4 record (.875) since 2010. The Spartans are 18-3 (.857) in games when gaining 200 or more yards under Dantonio.
 • Since the beginning of the 2010 season, Michigan State is 13-7 (.650) in games decided by 10 points or less, including a 4-5 record in 2012. The losses have come against Wisconsin in the 2011 Big Ten Championship Game (42-39), Ohio State (17-16), Iowa (19-16 in 2OT), Michigan (12-10), Nebraska (28-24) and Northwestern (23-20) in 2012, and Notre Dame (17-13) in 2013. Twelve of MSU's last 20 games have been decided by 10 points or less (MSU record: 5-7).

SCOUTING INDIANA –

• Indiana went 2-2 in the non-conference portion of its schedule with victories over Indiana State and Ball State and losses to Navy and Missouri. IU is led by third-year head coach Kevin Wilson, who has previously been an offensive coordinator at Oklahoma, Northwestern, Miami-Ohio and North Carolina A&T.

• The Hoosiers defeated Penn State for the first time in 17 tries last Saturday at Memorial Stadium 44-24. It also marked the first time Indiana has won its Big Ten opener since 2000.

• Indiana features a high-octane offense that leads the Big Ten in total offense (535.0 ypg.) and passing offense (346.0 ypg.) and ranks second in scoring offense (44.4 ppg.). IU also ranks in the FBS Top 10 in total offense (ninth) and passing offense (10th). Last season, Indiana led the Big Ten in passing offense (311.2 ypg.) and ranked second in total offense (442.0 ypg.).

• Hoosier sophomore quarterback Nate Sudfeld ranks first in the Big Ten in passing (293.4 ypg.) and total offense (296.0 ypg.), tied for first in touchdown passes (13), and fourth in passing efficiency (159.3 rating).

• Sophomore Tevin Campbell leads the ground attack for the Hoosiers, as he ranks fourth in the Big Ten in rushing (95.6 ypg.) and tied for third in rushing TDs (7).

• Junior wide receiver Cody Latimer ranks third in the conference in both receptions (28; 5.6 pg.) and receiving yards (486; 97.2 ypg.).

• Junior cornerback Tim Bennett leads the FBS with 14 pass break-ups, while junior linebacker David Cooper leads the team and ranks fifth in the Big Ten in tackles (41; 8.2 avg.).

TOP SINGLE-GAME PERFORMANCES

Denicos Allen Tackles

TM	Opponent (S-A)	Date
13	Iowa (5-8)	10/13/12
11	Michigan (8-3)	10/20/12

Max Bullough Tackles

TM	Opponent (S-A)	Date
15	Youngstown State (3-12)	9/2/11
13	Iowa (8-5)	11/12/11
12	Ohio State (8-4)	9/29/12
11	Iowa (3-8)	10/13/12
10	Nebraska (4-6)	11/3/12
10	Michigan (5-5)	10/20/12

Aaron Burbridge Receiving

Yds.	Opponent (Rec.)	Date
134	Indiana (8)	10/6/12

Connor Cook Passing

Yds.	Opponent (Comp.-Att.)	Date
277	Iowa (25-44)	10/5/13
202	Youngstown State (15-22)	9/14/13

Kurtis Drummond Tackles

TM	Opponent (S-A)	Date
10	Nebraska (6-4)	11/3/12

Kyler Elsworth Tackles

TM	Opponent (S-A)	Date
10	Nebraska (3-7)	10/29/11

Bennie Fowler Receiving

Yds.	Opponent (Rec.)	Date
101	Minnesota (7)	11/24/12

Taiwan Jones Tackles

TM	Opponent (S-A)	Date
10	Iowa (4-6)	10/13/12

Isaiah Lewis Tackles

TM	Opponent (S-A)	Date
12	Eastern Michigan (7-5)	9/22/12
12	Minnesota (6-6)	11/5/11
10	Ohio State (5-5)	9/29/12

Andrew Maxwell Passing

Yds.	Opponent (Comp.-Att.)	Date
297	Northwestern (22-46)	11/17/12
290	Indiana (24-40)	10/6/12
275	Central Michigan (20-31)	9/8/12
269	Ohio State (22-42)	9/29/12
248	Boise State (22-38)	8/31/12
216	Wisconsin (24-39)	10/27/12

Marcus Rush Tackles

TM	Opponent (S-A)	Date
11	Nebraska (7-4)	10/29/11

RJ Williamson Tackles

TM	Opponent (S-A)	Date
10	Notre Dame (1-9)	9/21/13



2013 SPARTAN FOOTBALL GAME NOTES

UPDATED MSU RECORD BOOK

CAREER RECORDS

PASS ATTEMPTS

1. Jeff Smoker (2000-03)	1,150
2. Kirk Cousins (2008-11)	1,128
3. Brian Hoyer (2005-08)	896
4. Drew Stanton (2003-06)	846
5. Ed Smith (1976-78)	789
6. Dave Yarema (1982-86)	767
7. Bill Burke (1996-99)	766
8. Jim Miller (1990-93)	746
9. John Leister (1979-82)	686
10. Todd Schultz (1994-97)	593
11. <i>Andrew Maxwell (2010-12)</i>	<i>530</i>

PASS COMPLETIONS

1. Kirk Cousins (2008-11)	723
2. Jeff Smoker (2000-03)	685
3. Drew Stanton (2003-06)	543
4. Brian Hoyer (2005-08)	500
5. Jim Miller (1990-93)	467
6. Dave Yarema (1982-86)	464
7. Ed Smith (1976-78)	418
8. Bill Burke (1996-99)	416
9. Todd Schultz (1994-97)	360
10. John Leister (1979-82)	313
11. Tony Banks (1994-95)	301
12. Dan Enos (1987-90)	297
13. <i>Andrew Maxwell (2010-12)</i>	<i>278</i>

PASSING YARDS

1. Kirk Cousins (2008-11)	9,131
2. Jeff Smoker (2000-03)	8,932
3. Drew Stanton (2003-06)	6,524
4. Brian Hoyer (2005-08)	6,159
5. Dave Yarema (1982-86)	5,809
6. Ed Smith (1976-78)	5,706
7. Bill Burke (1996-99)	5,463
8. Jim Miller (1990-93)	5,037
9. Todd Schultz (1994-97)	4,273
10. Tony Banks (1994-95)	4,129
11. John Leister (1979-82)	3,999
12. Dan Enos (1987-90)	3,837
13. Bobby McAllister (1985-88)	3,194
14. <i>Andrew Maxwell (2010-12)</i>	<i>3,014</i>

SACKS

1. Larry Bethea (1975-77)	33
2. Julian Peterson (1998-99)	25
3. Travis Davis (1986-89)	24
Kelly Quinn (1982-85)	24
5. Robaire Smith (1997-99)	22
6. Greg Jones (2007-10)	16.5
7. <i>Denicos Allen (2010-13)</i>	<i>16</i>

PUNTING AVERAGE

1. Greg Montgomery (1985-87)	45.2
2. Brandon Fields (2003-06)	45.0
3. Ralf Mojsiejenko (1981-84)	43.8
4. Ray Stachowicz (1977-80)	43.3
5. Craig Jarrett (1998-2001)	42.9
6. <i>Mike Sadler (2011-13)</i>	<i>42.2</i>
7. John Pingel (1937-38)	42.1
8. Aaron Bates (2007-10)	42.0
9. Josh Bulland (1988-91)	40.7
10. Jason Daily (2002)	40.4

BIG TEN/NCAA STAT LEADERS –

Here's a glance at how Michigan State ranks among the Big Ten and NCAA stat leaders in 2013:

Category	Stat Avg.	Big Ten	NCAA
Rushing Offense	176.6	9th	64th
Passing Offense	178.4	11th	107th
Total Offense	355.0	10th	100th
Scoring Offense	28.2	11th	72nd
Rushing Defense	51.2	1st	1st
Passing Defense	152.6	1st	8th
Total Defense	203.8	1st	1st
Scoring Defense	13.4	1st	7th
Passing Efficiency	107.5	11th	107th
Pass Efficiency Defense	81.2	1st	1st
Turnover Margin	+0.8	3rd	28th
Net Punting	38.2	6th	46th
Punt Returns	10.6	7th	40th
Kickoff Returns	19.2	11th	96th

NCAA STAT LEADERS –

Here's a glance at how Michigan State ranks among the NCAA individual stat leaders in 2013:

Individual Statistics (Top 50)

Punt Returns: Andre Sims Jr. (35th at 8.6 yards per return)

Interceptions: Jairus Jones (28th at 0.5 interception per game); Darqueze Dennard (45th at 0.4 ipg.)

Passes Defended: Darqueze Dennard (15th at 1.6 per game)

Fumbles Recovered: Shilique Calhoun (3rd at 0.6 per game)

NOTES FROM THE IOWA GAME –

• Michigan State's 26-14 win over Iowa gave the Spartans back-to-back victories in Iowa City for the first time since 1987 and 1989 ... MSU snapped a seven-game losing streak in Iowa City with a 37-21 victory in 2011 ... Iowa still leads the overall series, 23-20-2 ... MSU improves to 10-13-1 in games played in Iowa City.

• Sophomore quarterback **Connor Cook** registered career highs in pass completions (25), passing attempts (44) and passing yards (277) ... Cook's 277 passing yards are the second most by a Spartan quarterback vs. Iowa (record: Brian Hoyer threw for 308 yards at Iowa in 2007) ... Cook completed touchdown passes to Macgarrett Kings Jr. (46 yards) and Bennie Fowler (37 yards), marking the first time Michigan State has thrown two touchdown passes of 30-plus yards in a game since Dec. 3, 2011 against Wisconsin (Kirk Cousins to B.J. Cunningham, 44 and 30 yards) ... the 46-yard TD pass to Kings was the longest offensive play from scrimmage this season for MSU and marked the longest pass completion of Cook's career.

• Fifth-year senior wide receiver **Bennie Fowler** recorded a career-high nine catches for 92 yards, including a 37-yard touchdown reception in the third quarter, his second TD of the season and seventh of his career.

• Sophomore **Macgarrett Kings Jr.** had a career-high 94 receiving yards and tied his career high with five receptions ... Kings also had five catches at Notre Dame ... Kings also collected a career-high 147 all-purpose yards, as he had 53 punt return yards, including a 30-yarder in the third quarter ... Kings caught a 46-yard touchdown pass from Connor Cook in the second quarter that gave MSU a 10-0 lead; it marked the longest offensive play from scrimmage for Michigan State this season ... it was also the longest reception of Kings' career ... in addition, it marked the longest touchdown reception for Michigan State since Andrew Maxwell connected on a 46-yard TD pass to Tony Lippett vs. Nebraska on Nov. 3, 2012.

• In his collegiate debut, true freshman **Delton Williams** rushed for 32 yards on nine carries (3.6 avg.), including a long of 11 yards ... all of Williams' carries came in the second half.

• Michigan State's defense, ranked No. 1 in the FBS in total defense entering Saturday's game, allowed 264 yards of total offense to the Hawkeyes, 183 yards below Iowa's season average (447.4 ypg.) ... MSU held Iowa to 104 yards of total offense, including 6 rushing yards, and six first downs in the second half ... in the third quarter alone, Iowa had just one first down and 15 total yards of offense.

• Iowa entered Saturday's contest averaging 244.4 rushing yards per game, but was held to 23 yards rushing on 16 attempts against the Spartans ... it marked Iowa's lowest rushing total since gaining 20 yards vs.



Penn State on Oct. 20, 2012 ... MSU has held all five of its opponents this season under 100 yards rushing ... in 84 games under head coach Mark Dantonio, the Spartans have held their opponents below 100 yards rushing on 40 occasions (48 percent) ... since the beginning of the 2011 season, MSU has held 20 opponents under 100 rushing yards (five this season; eight in 2012; seven in 2011).

- Iowa running back Mark Weisman, who entered the game ranked No. 1 in the FBS in carries and No. 15 in rushing yards with 123.0 per game, was limited to just 9 rushing yards on seven carries.

- MSU forced Iowa to go three-and-out on 10 out of 14 possessions (three-and-out: either holding an opponent without a first down within three plays on a new series or forcing a turnover in the first three plays).

- Senior cornerback **Darqueze Dennard** tied his career high with two interceptions ... it's the third time in his career he's had two interceptions in a single game (2012 Outback Bowl vs. Georgia, 2012 vs. Nebraska) ... Dennard now has eight interceptions in his career ... Dennard also led MSU with eight tackles.

- Michigan State won the turnover battle, 2-1 ... MSU has forced at least one turnover in 66 of 84 games over the last seven seasons (79 percent of the games played since 2007).

- Freshman kicker **Michael Geiger** made four of his five field-goal attempts (27 yards in second quarter; 35 yards in third quarter; 49 and 40 yards in fourth quarter), marking the first time a Spartan kicker has made four field goals in a game since Dan Conroy was 4-of-4 against Illinois on Oct. 16, 2010 ... Geiger missed his first attempt, a 36-yarder, in the first quarter ... Geiger is now 6-of-7 in field-goal attempts in two games this season ... the 49-yard field goal in the fourth quarter was a career long for Geiger.

- With MSU leading 20-14 and facing a fourth-and-7 from its own 37-yard line on the first play of the fourth quarter, junior punter **Mike Sadler** rushed 25 yards for the first down on a fake punt, setting up Geiger's third field goal of the game, which put MSU on top, 23-14 ... Sadler also ran a fake punt 26 yards last season at Michigan for a first down.

COOK GROWS IN CONFIDENCE AS STARTING QB –

In his four starts (3-1 record), sophomore quarterback **Connor Cook** has completed 62-of-109 throws (.569) for 646 yards (161.5 per game), seven touchdowns and one interception. The 6-foot-4, 218-pound Cook ranks ninth in the Big Ten in passing yards (137.6 ypg.) and total offense (156.6 ypg). He attempted 119 passes before throwing his first interception of the 2013 season (fourth quarter at Iowa).

Cook set career highs for pass completions (25), pass attempts (44) and passing yards (277) in Michigan State's 26-14 win at Iowa in his Big Ten debut. His 277 passing yards mark the second-highest single-game total by a Spartan quarterback against Iowa (**Brian Hoyer** threw for 308 yards at Iowa in 2007). Cook completed scoring strikes of 46 yards to **Macgarrett Kings Jr.** and 37 yards to **Bennie Fowler**. His 37-yard TD toss to Fowler gave MSU the lead for good at 17-14 early in the third quarter. He completed passes to nine different receivers. Cook also rushed six times for 21 yards to account for a career-best 298 total yards.

In his first career road start at No. 22 Notre Dame, he hit 16-of-32 passes for 135 yards, including a 12-yard TD toss to Kings midway through the second quarter.

The Hinckley, Ohio, native recorded his first career 200-yard passing game in MSU's 55-17 victory over Youngstown State, completing 15-of-22 passes for 202 yards and a career-best four TDs. Cook became the first Spartan QB to throw four TD passes in a game since **Brian Hoyer** against Penn State in 2007. He also became the first MSU QB to throw four TD passes in a half since **Drew Stanton** had four scoring tosses in the first half at Illinois in 2005. Cook threw TD passes of 13 yards to **Andre Sims Jr.**, 12 to **Trevon Pendleton**, 24 to Kings and 17 to Fowler. He finished with 227 total yards (202 passing and 25 rushing).

PLAYMAKERS BEGIN TO EMERGE IN THE PASSING GAME –

Sophomore **Macgarrett Kings Jr.** leads the Spartans in receptions (18), receiving yards (230) and touchdown receptions (3). His three 20-yard receptions is tied for the team lead. Over his last three games, Kings has 14 catches for 192 yards and three scores (one in each of the last three games).

In Michigan State's 26-14 victory at Iowa, the 5-foot-10, 186-pound Kings tied his career high with five receptions for a career-best 94 yards, including a 46-yard TD grab from **Connor Cook** in the second quarter. It marked both a career-long reception for Kings as well as the longest offensive play from scrimmage for the Spartans this season. He also returned three punts for 53 yards, including a 30-yard return in the third quarter that set up **Michael Geiger's** 35-yard field goal. Kings accounted for a career-best 147 all-purpose yards against the Hawkeyes.

ACTIVE CAREER LEADERS

RUSHING YARDS

1. Nick Hill (93 att.)	382
2. Jeremy Langford (81 att.)	348

RUSHING TOUCHDOWNS

1. Jeremy Langford	4
2. Nick Hill	2

PASSING YARDS (C-A-I)

1. Andrew Maxwell (278-530-9)	3,014
2. Connor Cook (77-142-2)	782

RECEPTIONS

1. Bennie Fowler	74
2. Keith Mumphery	51
3. Tony Lippett	46
4. Aaron Burbridge	44

RECEIVING YARDS

1. Bennie Fowler	923
2. Keith Mumphery	608
3. Tony Lippett	506
4. Aaron Burbridge	486

TD RECEPTIONS

1. Bennie Fowler	7
2. Macgarrett Kings Jr.	3
3. Aaron Burbridge	2
Tony Lippett	2

SCORING LEADERS

1. Bennie Fowler	54
2. Jeremy Langford	30
3. Kevin Muma	27

ALL-PURPOSE YARDS

1. Nick Hill	2,264
2. Bennie Fowler	1,364

TACKLES

1. Max Bullough	251
2. Denicos Allen	207
3. Isaiah Lewis	183
4. Darqueze Dennard	124
5. Marcus Rush	107
6. Kurtis Drummond	100

TACKLES FOR LOSS

1. Denicos Allen	33
2. Max Bullough	24.5
3. Marcus Rush	21.5

SACKS

1. Denicos Allen	16.0
2. Marcus Rush	8.0
3. Max Bullough	6.5

INTERCEPTIONS

1. Darqueze Dennard	8
2. Isaiah Lewis	6
3. Kurtis Drummond	5



2013 SPARTAN FOOTBALL GAME NOTES

BY THE NUMBERS

1

Michigan State's ranking in total defense in the Big Ten the past two seasons. The Spartans currently lead the FBS in total defense (203.3 ypg).

3

Shilique Calhoun has scored three defensive TDs in two games, the most of any player in the FBS this season.

3.28

MSU is allowing just 3.28 yards per offensive play, which ranks No. 1 in the NCAA FBS.

4

After not scoring any defensive touchdowns in the 2012 season, the Spartans are tied for first in the FBS with four defensive TDs in 2013.

5

MSU is one of only five schools in the nation, along with Alabama, Florida, Florida State and LSU, to rank in the top 10 in total defense the past two seasons.

6

MSU has appeared in a school-record six-straight bowl games: 2007 Champs Sports Bowls, 2009 Capital One Bowl, 2010 Alamo Bowl, 2011 Capital One Bowl, 2012 Outback Bowl, 2012 Buffalo Wild Wings Bowl.

28

MSU has won 28 Big Ten games since 2008, the most of any conference team.

33

MSU has won 33 games since the beginning of the 2010 season, tied for the second most in the Big Ten and 12th most in the FBS during that time period.

40

In the Dantonio era, Michigan State has held its opponent below 100 yards rushing in 40 of 84 games (48 percent).

90

Michigan State's winning percentage at home in non-conference games under Coach Dantonio (19-2 record).

Fifth-year senior **Bennie Fowler** ranks second on the team in receptions (17), receiving yards (240) and TD receptions (2). His three 20-yard receptions is tied for the team lead. Over his last three games, Fowler has 14 catches for 170 yards and two TDs.

The 6-1, 212-pound Fowler had a career-high nine receptions for 92 yards at Iowa, including a 37-yard TD reception from Cook in the third quarter that gave the Spartans the lead for good at 17-14.

DENNARD NAMED BIG TEN DEFENSIVE PLAYER OF THE WEEK –

Senior cornerback **Darqueze Dennard**, who tied his career high with two interceptions and led the Spartans with a career-high eight tackles in the 26-14 win at Iowa, has been named Big Ten Defensive Player of the Week. It marks the first career weekly Big Ten honor for the 5-foot-11, 197-pound Dennard.

Dennard and the Spartan defense limited the Hawkeyes to 264 total yards – 183 yards below their season average. In addition, MSU held Iowa to 23 yards rushing (1.4 yards per carry) – 221 yards below its season average. Michigan State shut out the Hawkeyes in the second half, as Iowa managed just six first downs, 6 rushing yards and 104 total yards in the final two quarters.

Dennard's second interception at the 5:25 mark in the fourth quarter helped ice the game, and it marked the third multi-interception game of his career (2012 Outback Bowl vs. Georgia, 2012 vs. Nebraska).

The Dry Branch, Ga., native ranks fourth in the Big Ten and 15th in the NCAA Football Bowl Subdivision with 1.6 passes defended per game. In addition to his two interceptions, he also leads the team with six pass break-ups.

This marks the second time this season a Spartan has been named Big Ten Defensive Player of the Week (**Shilique Calhoun**, Week 2 vs. South Florida).

CALHOUN EMERGES AS PLAYMAKER ON D-LINE –

Sophomore defensive end **Shilique Calhoun** leads the Spartans in quarterback hurries (12), QB hits (14) and tackles for loss (4.5 for 21 yards) and is tied for the team lead in sacks (2 for 12). Calhoun also ranks third on the defense in production points (99.5) and tied for the lead in the NCAA Football Bowl Subdivision in fumble recoveries with three. He was added to the 2013 Paul Hornung Award Watch List after Week 3, which is awarded to the nation's most versatile player.

The 6-foot-4, 250-pound Calhoun was credited with three tackles, including a half tackle for loss, four QB hurries and a career-best six QB hits in Michigan State's 26-14 victory at Iowa.

Calhoun collected several weekly honors after scoring two touchdowns and recording two tackles for loss, including a 9-yard sack, in MSU's 21-6 win over South Florida on Sept. 7 at Spartan Stadium. He totaled 43.5 production points against the Bulls.

The 6-foot-4, 250-pound Calhoun was named the Walter Camp Football Foundation National Defensive Player of the Week, Chuck Bednarik Award National Defensive Player of the Week, FWAA/Bronko Nagurski National Defensive Player of the Week, CBSSports.com National Defensive Player of the Week and College Football Performance Awards National Defensive Performer of the Week. He also was selected CFPA National Defensive Lineman of the Week and Big Ten Defensive Player of the Week. In addition, Calhoun was listed on the Paul Hornung Award Honor Roll for Week 2.

Calhoun scored two touchdowns against USF, returning a fumble 4 yards for a touchdown in the second quarter and his first career interception 56 yards for another score in the third quarter. He was credited with three solo tackles against the Bulls, with two resulting in losses (12 yards) including a 9-yard sack, and two quarterback hurries. Michigan State's defense allowed 12 first downs, 89 rushing yards (2.5 yards per carry), 66 passing yards and 155 total yards against South Florida.

In five games, Calhoun has scored three defensive TDs, as he also returned a fumble 16 yards against Western Michigan. His three defensive TDs tie a modern-day Michigan State single-season record (games dating back to 1946), and he became the first Spartan to accomplish the feat in the first two games of the season. Calhoun is the first Spartan defensive player to score three TDs in one season since linebacker T.J. Turner accounted for three in 12 games in 1999 (88-yard interception return at Purdue; 26-yard fumble return at Northwestern; and 24-yard fumble return vs. Florida in 2000 Florida Citrus Bowl).

Calhoun is the only defensive player in the Football Bowl Subdivision this season to score three touchdowns in the first six weeks of the season.



Most Defensive Touchdowns - 2013

Rank	Player	TDs
1.	<i>DE Shilique Calhoun (Michigan State)</i>	3
2.	Eight others with...	2

Most Defensive Touchdowns - MSU History

Rank	Player (Years)	TDs
1.	<i>Shilique Calhoun (2012-)</i> T.J. Turner (1997-2000)	3

DEFENSIVE TOUCHDOWNS SCORED DURING MARK DANTONIO ERA –

Michigan State has scored 18 defensive touchdowns since Mark Dantonio took over as head coach prior to the 2007 season, including five each in 2007 and 2011.

2007 (5)

Travis Key 31-yard interception return vs. Pittsburgh, second quarter
Ervin Baldwin 12-yard fumble return vs. Indiana, third quarter
Otis Wiley 54-yard interception return vs. Ohio State, third quarter
Sir Darean Adams 25-yard fumble return vs. Ohio State, third quarter
Travis Key 20-yard fumble recovery vs. Purdue, fourth quarter

2008 (2)

Otis Wiley 31-yard interception return vs. California, second quarter
Johnny Adams 40-yard interception return vs. Purdue, second quarter

2009 (2)

Danny Fortener 45-yard interception return vs. Illinois, third quarter
Chris L. Rucker 11-yard fumble return vs. Purdue, first quarter

2010 – None

2011 (5)

Jeremy Langford 37-yard fumble return vs. Florida Atlantic, fourth quarter
Isaiah Lewis 37-yard interception return vs. Central Michigan, second quarter
Isaiah Lewis 39-yard interception return vs. Michigan, fourth quarter
Johnny Adams 86-yard interception return vs. Indiana, third quarter
Darqueze Dennard 38-yard interception return vs. Georgia, third quarter, 2012 Outback Bowl

2012 – None

2013 (4)

Kurtis Drummond 21-yard interception return vs. Western Michigan, first quarter
Shilique Calhoun 16-yard fumble return vs. Western Michigan, fourth quarter
Shilique Calhoun 4-yard fumble return vs. South Florida, second quarter
Shilique Calhoun 56-yard interception return vs. South Florida, third quarter

DANTONIO RESTRUCTURES COACHING STAFF FOR 2013 SEASON –

• Michigan State head football coach **Mark Dantonio** announced on March 4 the hiring of **Jim Bollman** and also the restructuring of his staff for the 2013 season. Bollman, who has 36 years of coaching experience, both at the collegiate and professional levels, including 11 years as the offensive coordinator/offensive line coach at Ohio State (2001-11), is the the co-offensive coordinator, while also coaching the tight ends.

• Defensive coordinator **Pat Narduzzi**, the architect of the Big Ten's top defense the past two seasons, was promoted to assistant head coach. Narduzzi enters his seventh year as Michigan State's defensive coordinator in 2013.

• **Dave Warner**, who coached the Spartan quarterbacks for the last six seasons, was promoted to co-offensive coordinator, filling the position left by **Dan Roushar**, who was named running backs coach for the New Orleans Saints in February. In addition to his new role as co-offensive coordinator, Warner now coaches the running backs.

• **Brad Salem**, who was the running backs coach for the past three seasons and also serves as the program's recruiting coordinator, now coaches the quarterbacks.

MSU'S ALL-TIME OVERTIME RESULTS

Date	Opponent	Result
10/10/1998	Indiana (2OT)	W, 38-31
10/30/2004	@ Michigan (3OT)	L, 37-45
9/17/2005	@ Notre Dame	W, 44-41
10/1/2005	Michigan	L, 31-34
10/6/2007	Northwestern	L, 41-48
10/27/2007	@ Iowa (2OT)	L, 27-34
10/3/2009	Michigan	W, 26-20
9/18/2010	Notre Dame	W, 34-31
1/2/2012	vs. Georgia (3OT)	W, 33-30
10/13/2012	Iowa (2OT)	L, 16-19
10/27/2012	@ Wisconsin	W, 16-13

All-Time Overtime Record: 6-5 (.545)

Overtime Record Under Dantonio: 4-3 (.571)

Note: Michigan State has played in seven overtime contests since 2006, tied for the seventh most among FBS schools during that time period.

SPARTAN STREAKS

Consecutive Games Started

Max Bullough, LB	32
Denicos Allen, LB	31
Darqueze Dennard, CB	20

SPARTAN OFFENSIVE LINEMAN OF THE WEEK

Western Michigan: Blake Treadwell

South Florida: Blake Treadwell

Youngstown State: Offensive Line

Iowa: Blake Treadwell

TRACKING TURNOVERS

Takeaways (10)	Qtr.	MSU Result
INT-W. Mich. (J. Jones/Drummond)	1	TD*
INT-W. Mich. (Drummond)	1	Punt
INT-W. Mich. (J. Jones)	3	FG
Fumble-W. Mich. (Recovered: Calhoun)	4	TD*
Fumble-USF (Recovered: Calhoun)	2	TD*
INT-USF (Calhoun)	3	TD*
Fumble-YSU (Calhoun)	2	TD
Fumble-YSU (Robinson)	3	FG
INT-Iowa (Dennard)	1	Missed FG
INT-Iowa (Dennard)	4	Punt
TOTAL: 10 takeaways for 41 points (7-for-10 scoring)		

Turnovers (6)	Qtr.	Opp. Result
Fumble-W. Mich. (Langford)	4	Fumble
Fumble-USF (Cook)	1	Punt
Fumble-USF (Sims)	2	FG
Fumble-YSU (Sims)	2	TD
Interception-ND (Shelton)	3	TD
Interception-Iowa (Cook)	4	Missed FG
TOTAL: 6 turnovers for 17 points (3-for-6 scoring)		

MSU: +4 Turnovers, +24 Point off Turnovers

* - denotes TD occurred on same play as turnover.



2013 SPARTAN FOOTBALL GAME NOTES

2013 SPARTAN SPORTS NETWORK RADIO AFFILIATES

City.....	Call Letters
Alma.....	WQBX (FM 104.9)
Alpena.....	WKJZ (FM 94.9)
Ann Arbor.....	WLBY (AM 1290)
Bad Axe.....	WLEW (AM 1340)
Battle Creek.....	WBCK (FM 95.3)
Benton Harbor.....	WCSY (FM 103.7)
Detroit.....	WJR (AM 760)
Escanaba.....	WUPF (FM 107.3)
Flint.....	WWCK (AM 1570)
Gaylord.....	WMJZ (FM 101.5)
Grand Haven.....	WGHN (FM 92.1)
Grand Rapids.....	WBBL (FM 107.3)
Greenville.....	WGLM (AM 1380)
Hastings.....	WBCH (AM 1220/FM 100.1)
Holland.....	WPNW (AM 1260/FM 96.5)
Iron Mountain.....	WMIO (AM 1450)
Ishpeming.....	WUPG (FM 96.7)
Jackson.....	WIBM (AM 1450)
Kalamazoo.....	WKZO (AM 590)
Lansing.....	WJIM (AM 1240)
.....	WMMQ (FM 94.9)
Ludington/Manistee.....	WKLA (AM 1450)
Midland.....	WLUN (FM 100.9)
Newberry.....	WMJT (FM 96.7)
Ontonagon.....	WUPY (FM 101.1)
Petoskey.....	WJML (AM 1110)
Port Huron.....	WPHM (AM 1380)
Saginaw.....	WNEM (AM 1250)
Tawas City.....	WQLB (FM 103.3)
Traverse City.....	WLDR (FM 101.9)



SpartanSportsNetwork.com

Live broadcasts for all of Michigan State's games are available online at SpartanSportsNetwork.com and also on the Spartan Sports Network mobile app for the iPhone and Android devices.

LONGEST TENURED FBS PLAY-BY-PLAY RADIO ANNOUNCERS

Rk.	Name (School)	Years
1.	Bob Robertson (Washington State)	47
2.	Bill Hillgrove (Pittsburgh)	44
3.	Don Fischer (Indiana)	41
4.	Larry Zimmer (Colorado)	40
	Tommy Suggs (South Carolina)	40
	Vic Purvis (Southern Miss)	40
7.	Joe Starkey (California)	39
	Dave Nitz (Louisiana Tech)	39
9.	Bob Harris (Duke)	38
10.	George Blaha (Michigan State)	36

• Ron Burton, a 21-year coaching veteran who also played four seasons in the NFL, was named the defensive line coach on Feb. 8. Burton has spent the past 10 seasons as the defensive line coach at Air Force.

• For complete bios on all of the assistant coaches, please visit msuspartans.com.

2013 CAPTAINS ELECTED –

• Senior linebacker **Max Bullough**, senior cornerback **Darqueze Dennard** and fifth-year senior offensive guard **Blake Treadwell** have been elected by their teammates to serve as Michigan State's captains for the 2013 season. An additional captain will be selected each week during the 2013 season.

FOURTH GAME CAPTAIN

Game	Player
Western Michigan	Andrew Maxwell
South Florida	Kyler Elsworth
Youngstown State	Danny Folino
Notre Dame	Kurtis Drummond
Iowa	Jairus Jones
Indiana	Isaiah Lewis

MARK DANTONIO: PROGRAM HIGHLIGHTS –

• Seventh-year head coach **Mark Dantonio** owns a 55-29 (.655) record at Michigan State. He already ranks among MSU's all-time leaders in career wins (fifth) and winning percentage (sixth).

• Michigan State is 16-9 (.640) in Big Ten road games under Dantonio, including a 10-3 record (.769) since 2010. The Spartans went 3-1 on the road in conference games in 2012, with wins at Indiana, Wisconsin and Minnesota, and a loss at Michigan.

• A trademark of his Michigan State teams has been their ability to produce wins late in the regular season. Under Dantonio, Michigan State has compiled a 14-5 record (.737) in November. His teams have won eight of the last 10 games in November (3-0 in 2010; 4-0 in 2011; and 1-2 in 2012). In 2012, MSU lost back-to-back games (Nebraska and Northwestern) in November for the first time since 2006 when the Spartans dropped three in a row. In the four seasons (2003-06) prior to Dantonio's arrival, MSU went just 2-11 (.154) in November.

• Dantonio recorded 51 wins from 2007-12, the most by a Spartan head coach in his first six seasons ("Biggie" Munn ranks second, with 45 wins from 1947-1952).

• Dantonio is the first head coach in MSU history to win at least nine games three times in his first five seasons (9 wins in 2008; back-to-back 11-win seasons in 2010 and 2011).

• Dantonio has won at least nine games in a season three times (9 in 2008, 11 in 2010, 11 in 2011), tying him with the most seasons of at least nine wins of any coach in MSU history ("Biggie" Munn, 1951, 1952, 1953; Duffy Daugherty, 1955, 1965, 1966).

• Since 2007, Dantonio has helped produce 20 First-Team All-Big Ten selections, four consensus First-Team All-Americans (2008: RB Javon Ringer; 2009-10: LB Greg Jones; and 2011: DT Jerel Worthy) and 13 NFL Draft picks, including six in 2012. It marked the most NFL Draft selections for the Spartans since seven players were taken in 2000.

• From his first day on the job, Dantonio has pledged to support student-athletes as they pursue excellence, both in the classroom and on the playing field. In his first six seasons, more than 80 percent (86 of 106) of his Michigan State players who have completed their eligibility have earned their undergraduate degrees. In addition, 70 Spartans have earned Academic All-Big Ten honors, including four Academic All-Americans (2009: Blair White, first team; 2011-12: Mike Sadler, second team; 2012: Max Bullough, second team).

• Under Dantonio, Michigan State has produced a 34-11 record (.756) in home games, including a 14-game winning streak spanning the 2010 and 2011 seasons. The Spartans have won 19 of their last 24 home games.

• Dantonio has led Michigan State to Top 25 finishes in three of the last five seasons (2008: No. 24 both polls; 2010: No. 14 both polls; and 2011: No. 10 USA TODAY/No. 11 AP).

2013 SPARTAN FOOTBALL GAME NOTES



2013 OPPONENTS UPDATE –

Date vs.

MSU	Opponent	Last Game Result	Next Game
Aug. 30	Western Michigan (0-6)	@ Toledo (L 20-47)	vs. Buffalo
Sept. 7	South Florida (1-4)	vs. Cincinnati (W 26-20)	@ UConn
Sept. 14	Youngstown State (5-1)	@ Indiana State (W 35-24)	vs. Illinois State
Sept. 21	@ Notre Dame (4-2)	vs. Arizona State (W 37-34)	vs. USC (Oct. 19)
Oct. 5	@ Iowa (4-2)	vs. Michigan State (L 14-26)	@ Ohio State (Oct. 19)
Oct. 12	Indiana (3-2)	vs. Penn State (W 44-24)	@ Michigan State
Oct. 19	Purdue (1-4)	vs. Northern Illinois (L 24-55)	vs. Nebraska
Oct. 26	@ Illinois (3-2)	@ Nebraska (L 19-39)	vs. Wisconsin (Oct. 19)
Nov. 2	Michigan (5-0)	vs. Minnesota (W 42-13)	@ Penn State
Nov. 16	@ Nebraska (4-1)	vs. Illinois (W 39-19)	@ Purdue
Nov. 23	@ Northwestern (4-1)	vs. Ohio State (L 30-40)	@ Wisconsin
Nov. 30	Minnesota (4-2)	@ Michigan (L 13-42)	@ Northwestern (Oct. 19)

Michigan State's 2013 opponents have a combined record of 37-23 (.617). [Note: Record doesn't include games played against MSU.] Two of MSU's 2013 opponents are ranked in the latest preseason Associated Press Top 25: No. 18 Michigan and No. 19 Northwestern.

SPARTAN FOOTBALL MILESTONES TO CELEBRATE IN 2013 –

- Gideon Smith made his Spartan debut 100 years ago in 1913. Gideon became MAC's first African-American football player and one of the first at the major college level.

- The 2013 season also marks the 100th anniversary of Michigan State's first perfect season (7-0; team coached by John Macklin).

- The 2013 season also marks the 60th anniversary of Michigan State's first Big Ten Championship in 1953 and the Spartans' first Rose Bowl appearance (28-20 win over UCLA in 1954).

SPARTANS TOUGH IN NON-CONFERENCE GAMES –

- Michigan State has compiled a 47-18 record (.723) in games played against non-conference opponents since 1999. Mark Dantonio is 24-10 (.706) against non-conference opponents, including a 19-2 record (.905) in Spartan Stadium. Overall, the Spartans have won 30 of their last 41 non-league games (.732), including a 3-1 mark this season (wins over Western Michigan, South Florida, Youngstown State; loss at Notre Dame).

2013 SPARTANS OF THE WEEK –

Opponent	Offense	Defense	Special Teams
Western Michigan	--	Kurtis Drummond/ Jairus Jones	Kurtis Drummond
South Florida	Nick Hill	Shilique Calhoun	Mike Sadler
Youngstown State	Connor Cook	RJ Williamson	Arjen Colquhoun
@ Notre Dame	--	--	--
@ Iowa	Bennie Fowler	Darqueze Dennard	Michael Geiger/Macgarrett Kings Jr./ Mike Sadler
Indiana			
Purdue			
@ Illinois			
Michigan			
@ Nebraska			
@ Northwestern			
Minnesota			

FUTURE SCHEDULES

2014

Aug. 30	JACKSONVILLE STATE
Sept. 13	at Oregon
Sept. 20	WYOMING
Sept. 27	EASTERN MICHIGAN
Oct. 4	NEBRASKA
Oct. 11	at Purdue
Oct. 18	at Indiana
Oct. 25	MICHIGAN
Nov. 8	OHIO STATE
Nov. 15	at Maryland
Nov. 22	RUTGERS
Nov. 29	at Penn State

2015

Sept. 12	OREGON
Sept. 19	at Western Michigan
Sept. 26	CENTRAL MICHIGAN
Oct. 3	PURDUE
Oct. 10	at Rutgers
Oct. 17	at Michigan
Oct. 24	INDIANA
Nov. 7	at Nebraska
Nov. 14	MARYLAND
Nov. 21	at Ohio State
Nov. 28	PENN STATE

Note: Additional non-conference game to be scheduled.

2016 (BIG TEN ONLY)

Oct. 1	at Indiana
Oct. 8	WISCONSIN
Oct. 15	NORTHWESTERN
Oct. 22	at Maryland
Oct. 29	MICHIGAN
Nov. 5	at Illinois
Nov. 12	RUTGERS
Nov. 19	OHIO STATE
Nov. 26	at Penn State

2017 (BIG TEN ONLY)

Sept. 30	IOWA
Oct. 7	at Michigan
Oct. 14	at Minnesota
Oct. 21	INDIANA
Oct. 28	at Northwestern
Nov. 4	PENN STATE
Nov. 11	at Ohio State
Nov. 18	MARYLAND
Nov. 25	at Rutgers



2013 SPARTAN FOOTBALL GAME NOTES

FBS BOWL STREAKS

Rk.	Teams	Streak
1.	Florida State	31
2.	Florida	22
3.	Virginia Tech	20
T4.	Georgia	16
T4.	Georgia Tech	16
6.	Oklahoma	14
7.	LSU	13
T8.	Boise State	11
T8.	West Virginia	11
T8.	Wisconsin	11
11.	Alabama	9
T12.	BYU	8
T12.	Clemson	8
T12.	Nevada	8
T12.	Oregon	8
T12.	TCU	8
17.	Oklahoma State	7
T18.	Michigan State	6
T18.	Air Force	6

PRONUNCIATION GUIDE

Denicos Allen: duh-KNEE-kos
 Max Bullough: BULL-uh
 Shilique Calhoun: shuh-LEEK
 Arjen Colquhoun: AR-jen CUH-hoon
 Darqueze Dennard: DAR-kwez
 Danny Folino: Fuh-LEAN-oh
 Fou Fonoti: FOE foe-NO-tee
 Michael Geiger: GUY-gurr
 Andrew Gleichert: GLY-kert
 Mylan Hicks: MY-lin
 Jairus Jones: JARE-us (Rhymes with hair)
 Taiwan Jones: TWON
 Tony Lippett: LIP-it
 Kevin Muma: MEW-muh
 Trevon Pendleton: TREV-en
 Taybor Pepper: TAY-burr
 Micajah Reynolds: muh-KY-juh

HONORARY CAPTAINS

Game.....Honorary Captain
 Western Michigan.....Carl "Buck" Nystrom
 South FloridaDuane Goulbourne
 Youngstown State.....Henry Bullough
 Notre DameBobby Morse

2013 SPARTAN SCOUT TEAM PLAYERS OF THE WEEK –

Opponent	Offense	Defense	Special Teams
Western Michigan	Henry Conway	Demetrius Cooper	Matt Macksood
South Florida	Dylan Chmura	Jalyn Powell	Shane Jones
Youngstown State	DeAnthony Arnett	Evan Jones	Patrick Rhomberg
@ Notre Dame	--	--	--
@ Iowa	Kyle Lints	Shane Jones	Tres Barksdale
Indiana			
Purdue			
@ Illinois			
Michigan			
@ Nebraska			
@ Northwestern			
Minnesota			

SPARTAN SINGLE-GAME BESTS UNDER DANTONIO –

Here's a look at the top single-game totals produced by Michigan State during head coach Mark Dantonio's tenure (2007-13; 84 games):

Rushing Yards: 368 vs. Indiana, 2007
Passing Yards: 396 vs. Wisconsin, 2009
Total Yards: 602 vs. Western Michigan, 2009
First Downs: 30 vs. Youngstown State, 2013; vs. Western Michigan, 2009
Fewest Rushing Yards Allowed: 4 by Minnesota, 2012
Fewest Passing Yards Allowed: 53 by Iowa, 2007
Fewest Total Yards Allowed: 48 by Florida Atlantic, 2011
Fewest First Downs Allowed: 1 by Florida Atlantic, 2011
Sacks By: 9 vs. Ohio State, 2011
Turnovers Forced: 4 vs. Western Michigan, 2013; vs. Minnesota, 2012; vs. Central Michigan, 2011; vs. Illinois and Northern Colorado, 2010; vs. Michigan, 2008
Points (Game): 55 vs. Youngstown State, 2013; vs. UAB, 2007
Points (Half): 45 (1st) vs. UAB, 2007
Points (Quarter): 24 (2nd) vs. Central Michigan, 2011; vs. UAB and Purdue, 2007
Victory Margin: 44 vs. Florida Atlantic, 2011

2013 SPARTAN FOOTBALL GAME NOTES



SPARTAN TRENDS UNDER DANTONIO –

Here's how Michigan State has fared during head coach Mark Dantonio's tenure (2007-13: 84 games):

	2013	Overall
Games played in Spartan Stadium:	3-0	34-11
Games played on the road/neutral site:	1-1	21-18
When leading at halftime:	3-0	37-6
When trailing at halftime:	1-1	14-20
When tied at halftime:	0-0	4-3
When scoring first:	4-0	40-8
When opponent scores first:	0-1	15-21
When leading after first quarter:	2-0	30-5
When trailing after first quarter:	0-1	13-18
When tied after first quarter:	2-0	12-6
When leading after three quarters:	4-0	42-8
When trailing after three quarters:	0-0	11-18
When tied after three quarters:	0-1	2-3
Overtime games:	0-0	4-3
When gaining more first downs than opponent:	4-1	38-11
When gaining fewer first downs than opponent:	0-0	14-16
When gaining same number of first downs as opponent:	0-0	3-2
When gaining 200+ yards rushing:	1-0	18-3
When opponent gains 200+ yards rushing:	0-0	3-8
When outrushing opponent:	4-1	44-11
When being outrushed by opponent:	0-0	11-18
When gaining 200+ yards passing:	2-0	34-18
When opponent gains 200+ yards passing:	1-0	24-16
When gaining more total yards than opponent:	4-1	46-12
When gaining fewer total yards than opponent:	0-0	9-17
When leading in time of possession:	4-1	39-8
When trailing in time of possession:	0-0	16-20
When splitting in time of possession:	0-0	0-1

MSU TOP SINGLE-GAME PERFORMANCES VS. INDIANA

RUSHING

Player (Att.)	Yards	Year
Lorenzo White (56)	292	1987
Lorenzo White (25)	286	1985
Blake Ezor (44)	250	1988
Javon Ringer (29)	203	2007
Javon Ringer (44)	198	2008

PASSING

Player (C-A)	Yards	Year
Ed Smith (20-30)	369	1978
Jeff Smoker (32-40)	351	2003
Bill Burke (24-37)	324	1998
Jeff Smoker (20-30)	288	2001
Dave Yarema (20-31)	275	1986
Jim Miller (19-30)	274	1992
Kirk Cousins (16-23)	272	2011

RECEIVING

Player (Rec.)	Yards	Year
Andre Rison (11)	196	1988
Devin Thomas (13)	148	2007
Kirk Gibson (3)	146	1978
Aaron Burbridge (8)	134	2012
Herb Haygood (8)	132	2001
Samson Howard (4)	119	1978
Plaxico Burrell (7)	113	1998

SPARTAN FOOTBALL ALL-ACCESS

"Spartan Football All-Access" provides fans with a behind-the-scenes, inside look at the Michigan State football program. From the opening of preseason camp and each week throughout the regular season, the show will take viewers into team and position meeting rooms, video sessions, out to the practice field, into the classroom as well as into the post-game locker room.



"Spartan Football All-Access" debuts Sunday nights at 10:30 p.m. on FOX Sports Detroit and replays on Mondays at 6 p.m., Thursdays at 12 p.m. and Fridays at 2:30 p.m. In addition, the weekly program is available on BTN2Go.

THE MARK DANTONIO SHOW

The Spartan Radio Network will produce and distribute Mark Dantonio's weekly radio show call-in show Thursdays from 7-8 p.m. The Spartan Radio Network, featuring 32 affiliates throughout the state, will broadcast the show live from Reno's East, located at 1310 Abbot Road in East Lansing. Spartan play-by-play announcer George Blaha serves as host for this live show that features insight from Coach Dantonio, special guests and phone calls. The Mark Dantonio Show can be heard locally on flagship station WJIM Radio (AM 1240) and WMMQ (FM 94.9).





2013 SPARTAN FOOTBALL GAME NOTES

SPARTANS IN THE NFL

Michigan State has 14 former players listed on active rosters for National Football League teams in 2013. Here's a complete list of Spartans currently playing in the NFL (active players as of Tuesday, Sept. 17):

Arizona Cardinals: QB Drew Stanton

Buffalo Bills: CB Johnny Adams

Cincinnati Bengals: C Kyle Cook, DT Domata Peko

Cleveland Browns: QB Brian Hoyer

Denver Broncos: DT Kevin Vickerson

Houston Texans: WR Keshawn Martin

Miami Dolphins: P Brandon Fields, TE Dion Sims

Pittsburgh Steelers: RB Le'Veon Bell

San Francisco 49ers: TE Garrett Celek

Seattle Seahawks: TE Kellen Davis

Tampa Bay Buccaneers: DE William Gholston

Washington Redskins: QB Kirk Cousins

Two former Michigan State players are listed on NFL practice squads (as of Tuesday, Sept. 17):

Denver Broncos: RB Edwin Baker

Philadelphia Eagles: S Trenton Robinson

One former Michigan State player is listed on NFL injured reserve (as of Tuesday, Sept. 17):

Pittsburgh Steelers: WR Plaxico Burress

One former Michigan State player is listed on NFL reserve/physically unable to perform (as of Tuesday, Sept. 17):

Green Bay Packers: DT Jerel Worthy

PERCY SNOW ELECTED TO COLLEGE FOOTBALL HALL OF FAME –

- Former Michigan State two-time All-American **Percy Snow** is one of 12 players and two coaches named to the College Football Hall of Fame Class of 2013.
- A four-year letterman and three-year starter for Coach George Perles from 1986-89, Snow helped Michigan State to a combined record of 29-16-2 during his career, including three postseason bowl appearances (1988 Rose Bowl, 1989 Gator Bowl and 1989 Aloha Bowl). A two-time first-team All-American and three-time first-team All-Big Ten selection, he led the Spartans in tackles for three consecutive seasons from 1987-89.
- As MSU's latest inductee into the College Football Hall of Fame, Snow's name will be added to the "Ring of Fame" prior to the Nov. 2 game against Michigan.

HANK BULLOUGH INDUCTED INTO MSU ATHLETICS HALL OF FAME –

- Former Michigan State guard and assistant coach **Hank Bullough** was one of five inductees into this year's MSU Athletics Hall of Fame Class.
- A three-year starter as a guard, Bullough helped MSU to a combined record of 21-7 (.750) from 1952-54, including the 1952 National Championship and 1953 Big Ten title. As a sophomore for Clarence "Biggie" Munn, he anchored an offensive line that helped the Spartans finish second nationally in total offense, averaging nearly 429 yards per game including 272 yards on the ground. The 5-foot-10, 200-pound Bullough was named honorable mention All-Big Ten as both a junior and senior.
- Bullough spent 12 years as an assistant coach at Michigan State, including 11 seasons under Duffy Daugherty (1959-69) and one year under George Perles (1994). Bullough served as defensive coordinator for MSU's back-to-back National Championship teams in 1965 and '66. Two of his pupils, defensive end "Bubba" Smith (No. 1 overall) and linebacker George Webster (No. 5), were among the top five selections in the first round of the 1967 NFL Draft.

SPARTAN STADIUM NORTH END ZONE PROJECT INFORMATION –

- The past two years, \$34.5 million has been committed to upgrading Spartan Stadium to continually enhance the gameday atmosphere.
- In June 2013, the Michigan State Board of Trustees approved a \$24.5 million project to the north end of Spartan Stadium that will feature a two-story, 50,000-square-foot addition as well as an entrance plaza, renovated gates, and additional restrooms and concessions.
- The building will include new locker rooms for teams, coaches and officials, including a 4,500-square-foot home locker room and a 700-square-foot home training room, in addition to a 3,600-square-foot media center and a 4,000-square-foot recruiting lounge for all varsity sports. The project is scheduled to be completed in July 2014.
- Prior to the 2012 season, new high-def Panasonic video screens and scoreboards as well as a new sound system were installed in Spartan Stadium. The new scoreboard/video screen in the south end zone is 5,300-square feet, compared to its predecessor that measured just 567-square feet (installed in 1998). The top of the new south end zone structure reaches 130 feet. In addition, two new video boards as well as an LED ribbon board were added to the north end zone. The LED ribbon board covers 4,500 square feet (450-feet long and 10-feet high). Combined, the south and north video screens/scoreboards total 13,300-square feet. The \$10 million project replaced a 14-year-old scoreboard, message board and audio system.



Artist rendering of the north end zone addition to Spartan Stadium.



MICHIGAN STATE DEPTH CHART (AS OF OCT. 7)

SPARTAN OFFENSE			SPARTAN DEFENSE		
X	14	TONY LIPPETT (6-3, 191, Jr.) OR	DE	89	SHILIQUE CALHOUN (6-4, 250, So.)
	16	AARON BURBRIDGE (6-1, 195, So.)		42	Denzel Drone (6-2, 251, Sr.-5)
LT	74	JACK CONKLIN (6-6, 326, R-Fr.)	DT	98	Demetrius Cooper (6-5, 208, Fr.)
	76	Donavon Clark (6-3, 300, So.)		91	TYLER HOOVER (6-7, 290, Sr.-6)
LG	68	Derek Hoebing (6-7, 299, Sr.-5)	NT	93	Damon Knox (6-4, 276, So.) OR
	64	BLAKE TREADWELL (6-3, 304, Sr.-5)		99	James Kittredge (6-4, 280, Jr.)
	79	Kodi Kieler (6-5, 326, R-Fr.)		60	MICAJAH REYNOLDS (6-5, 307, Sr.-5)
C	67	Zach Higgins (6-4, 314, R-Fr.)	DE	97	Mark Scarpinato (6-3, 286, So.)
	66	JACK ALLEN (6-1, 297, So.)		87	Brandon Clemons (6-3, 297, So.)
	63	Travis Jackson (6-3, 283, Jr.)		44	MARCUS RUSH (6-2, 245, Jr.)
RG	54	Connor Kruse (6-4, 320, Jr.)	STAR	92	Joel Heath (6-6, 260, So.)
	59	DAN FRANCE (6-6, 312, Sr.-5)		34	TAIWAN JONES (6-3, 250, Jr.)
	54	Connor Kruse (6-4, 320, Jr.)		45	Darien Harris (6-0, 215, So.)
RT	75	Benny McGowan (6-3, 312, R-Fr.)	MIKE	40	MAX BULLOUGH (6-3, 245, Sr.)
	51	FOU FONOTI (6-4, 298, Sr.-5)		41	Kyler Elsworth (6-1, 225, Sr.-5)
	74	Jack Conklin (6-6, 326, R-Fr.)		SAM	28
TE	94	MICHAEL DENNIS (6-7, 299, Jr.) OR	43		Ed Davis (6-3, 230, So.)
	92	ANDREW GLEICHERT (6-5, 263, Jr.) OR	41		Kyler Elsworth (6-1, 225, Sr.-5)
	11	JAMAL LYLES (6-3, 246, R-Fr.) OR	FC	15	TRAE WAYNES (6-1, 185, So.)
82	JOSIAH PRICE (6-4, 243, R-Fr.)	2		Darian Hicks (5-10, 176, Fr.)	
83	Paul Lang (6-5, 257, So.)	37		Ezra Robinson (6-0, 180, R-Fr.)	
Z	13	BENNIE FOWLER (6-1, 212, Sr.-5)	FS	27	KURTIS DRUMMOND (6-1, 200, Jr.)
	25	Keith Mumphery (6-0, 208, Jr.)		7	Demetrius Cox (6-1, 199, R-Fr.)
	12	R.J. Shelton (5-11, 204, Fr.)		6	Mylan Hicks (5-11, 196, Jr.)
F	3	MACGARRETT KINGS JR. (5-10, 186, So.)	SS	9	ISAIAH LEWIS (5-10, 208, Sr.)
	21	Andre Sims Jr. (5-9, 185, So.)		26	RJ Williamson (6-0, 212, So.)
	QB	18		CONNOR COOK (6-4, 218, So.)	35
10		Andrew Maxwell (6-3, 210, Sr.-5) OR	BC	31	DARQUEZE DENNARD (5-11, 197, Sr.)
7		Tyler O'Connor (6-3, 215, R-Fr.)		39	Jermaine Edmondson (6-0, 182, R-Fr.) OR
6	Damion Terry (6-3, 222, Fr.)	37		Ezra Robinson (6-0, 180, R-Fr.)	
FB	37	TREVON PENDLETON (5-11, 248, So.)			
	30	Riley Bullough (6-2, 230, R-Fr.)			
	48	Ty Hamilton (6-0, 236, Jr.)			
TB	33	JEREMY LANGFORD (6-0, 206, Jr.)			
	20	Nick Hill (5-8, 198, Jr.)			
	22	Delton Williams (6-1, 220, Fr.)			

SPARTAN SPECIAL TEAMS

KO	17	KEVIN MUMA (6-0, 206, Sr.-5)	KR	12	R.J. SHELTON (5-11, 204, Fr.)
	24	Kevin Cronin (6-1, 209, R-Fr.)		41	KYLER ELSWORTH (6-1, 225, Sr.-5)
PK	4	MICHAEL GEIGER (5-8, 186, Fr.)	PR	3	Macgarrett Kings Jr. (5-10, 186, So.)
	17	Kevin Muma (6-0, 206, Sr.-5)		13	Bennie Fowler (6-1, 212, Sr.-5)
P	3	MIKE SADLER (6-0, 192, Jr.)	3	MACGARRETT KINGS JR. (5-10, 186, So.)	
	17	Kevin Muma (6-0, 206, Sr.-5)	21	Andre Sims Jr. (5-9, 185, So.) OR	
SN	52	TAYBOR PEPPER (6-4, 200, So.)	20	Nick Hill (5-8, 198, Jr.)	
	56	Leland Ewing (6-1, 227, Jr.)			
HLD	3	MIKE SADLER (6-0, 192, Jr.)			
	18	Connor Cook (6-4, 218, So.)			



2013 SPARTAN FOOTBALL GAME NOTES

STARTING LINEUPS/CAREER STARTS

Career Starts by Position

				FB 37-Pendleton (5)		TB 33-Langford (5) 20-Hill (1)					
					QB 10-Maxwell (14) 18-Cook (4)						
Z 25-Mumphery (15) 13-Fowler (10) 3-Kings (1)	TE 82-Price (3) 94-Dennis (3) 92-Gleichert (2) 83-Lang (2)	RT 51-Fonoti (15)	RG 59-France (29)	C 63-Jackson (17) 66-J. Allen (15) 68-Ruhland (3)	LG 93-Treadwell (21*)	LT 76-Clark (6) 74-Conklin (4)		X 16-Burbridge (10) 14-Lippett (10#)			
FC 15-Waynes (5)		DE 89-Calhoun (6)	DT 91-Hoover (17) 99-Kittredge (5) 8-Thomas (3*)	NT 60-Reynolds (11)	DE 44-Rush (31) 52-Drone (7)		BC 31-Dennard (31)				
			SAM 28-D. Allen (31)	MIKE 40-M. Bullough (32)	STAR 34-T. Jones (8) 23-J. Jones (7)						
			FS 27-Drummond (12)		SS 9-Lewis (31) 26-Williamson (2)						

Includes games started at cornerback in 2011.

^ Includes six games started on defensive line, 2009-10.

* Includes three games started at fullback in 2012.

+ Double tight end set.

\$ Three receiver set.

% Started three offensive backs.

2013 OFFENSIVE GAME-BY-GAME STARTERS

Game	X	LT	LG	C	RG	RT	TE	Z	QB	FB	TB
Western Michigan	Fowler	Clark	Treadwell	Jackson	France	Conklin	Dennis	Mumphery	Maxwell	Pendleton	Langford
South Florida	Burbridge	Clark	Treadwell	Jackson	France	Conklin	Dennis	Hill%	Cook	Pendleton	Langford
Youngstown State	Burbridge	Clark	Treadwell	J. Allen	France	Conklin	Price	Mumphery	Cook	Pendleton	Langford
at Notre Dame	Burbridge	Clark	Treadwell	J. Allen	France	Fonoti	Price	Mumphery	Cook	Pendleton	Langford
at Iowa	Lippett	Conklin	Treadwell	J. Allen	France	Fonoti	Price	Fowler	Cook	Kings\$	Langford
Indiana											
Purdue											
at Illinois											
Michigan											
at Nebraska											
at Northwestern											
Minnesota											

2013 DEFENSIVE GAME-BY-GAME STARTERS

Game	DE	DT	NT	DE	STAR	MIKE	SAM	FC	FS	SS	BC
Western Michigan	Calhoun	Hoover	Reynolds	Rush	T. Jones	M. Bullough	D. Allen	Waynes	Drummond	Lewis	Dennard
South Florida	Calhoun	Hoover	Reynolds	Rush	T. Jones	M. Bullough	D. Allen	Waynes	Drummond	Lewis	Dennard
Youngstown State	Calhoun	Hoover	Reynolds	Rush	T. Jones	M. Bullough	D. Allen	Waynes	Drummond	Williamson	Dennard
at Notre Dame	Calhoun	Hoover	Reynolds	Rush	J. Jones	M. Bullough	D. Allen	Waynes	Drummond	Williamson	Dennard
at Iowa	Calhoun	Hoover	Reynolds	Drone	T. Jones	M. Bullough	D. Allen	Waynes	Drummond	Lewis	Dennard
Indiana											
Purdue											
at Illinois											
Michigan											
at Nebraska											
at Northwestern											
Minnesota											



HEAD COACH MARK DANTONIO



MARK DANTONIO
HEAD COACH
SEVENTH SEASON
@DANTONIOMARK

Mark Dantonio, who is in his seventh season as head coach at Michigan State, has restored the pride and tradition of Spartan football while transforming the program into an annual Big Ten Championship contender.

A Zanesville, Ohio, native with Midwest ties, Dantonio has led Michigan State to a school-record six consecutive bowl appearances. Since 2008, MSU has recorded 28 Big Ten victories, the most of any team in the conference. The Spartans produced back-to-back 11-win seasons in 2010-11 for the first time in program history, claimed a share of the Big Ten Championship in 2010, and won the inaugural Big Ten Legends Divisions title in 2011.

Dantonio has 33 years of collegiate coaching experience and coached in his 17th bowl game as the Spartans defeated TCU in the 2012 Buffalo Wild Wings Bowl in Tempe, Ariz., leading MSU to back-to-back bowl victories for the first time since 1989-90. Michigan State defeated No. 18 Georgia in the 2012 Outback Bowl in triple overtime, 33-30. Dantonio has participated in three New Year's Day games as a head coach (2009 Capital One Bowl, 2011 Capital One Bowl, 2012 Outback Bowl).

For Dantonio's complete bio, please visit msuspartans.com.

MARK DANTONIO: PROGRAM HIGHLIGHTS –

- Dantonio owns a 55-29 (.655) record at Michigan State, including a 31-18 (.633) record in Big Ten play.
- MSU's 33 wins since the 2010 season are tied for the most in the Big Ten and ties for 12th most among NCAA Football Bowl Subdivision teams during that same period, and MSU's 29 wins from 2010-12 is the winningest three-year stretch in school history. The Spartans have posted three consecutive winning seasons, a first for the program since recording six in a row from 1985-90.
- The Spartans have won 33 of their last 45 games (.733), dating back to the beginning of the 2010 season, including an 18-7 record in Big Ten regular-season play.
- Dantonio has produced a 34-11 record (.756) in Spartan Stadium, including a 19-2 mark (.905) against non-conference opponents.
- Dantonio recorded 51 wins from 2007-12, the most by as Spartan head coach in his first six seasons.
- Dantonio is the first head coach in MSU history to win at least nine games three times in his first five seasons (9 wins in 2008; back-to-back 11-win seasons in 2010 and 2011).
- Dantonio has won at least nine games in a season three times (9 in 2008, 11 in 2010, 11 in 2011), tying him with the most seasons of at least nine wins of any coach in MSU history ("Biggie" Munn, 1951, 1952, 1953; Duffy Daugherty, 1955, 1965, 1966).



THE DANTONIO FILE

PERSONAL DATA: Born Mark Dantonio in El Paso, Texas, on March 9, 1956. Family: wife Becky and two daughters, Kristen and Lauren.

PREVIOUS COACHING EXPERIENCE: College - Graduate assistant at Ohio U. (1980); graduate assistant at Purdue (1981); defensive coordinator at Butler (Kan.) Junior College (1982); graduate assistant at Ohio State (1983-84); defensive secondary coach at Akron (1985); defensive secondary coach and defensive coordinator at Youngstown State (1986-90); defensive secondary coach at Kansas (1991-94); defensive secondary coach (1995-2000) and associate head coach (2000) at Michigan State; defensive coordinator at Ohio State (2001-03); head coach at Cincinnati (2004-06).

COACHING RECORD: 73-46 (.613) in his 10th year as a college head coach; 18-17 in three years at Cincinnati (2004-06); 55-29 (.655) in his seventh season at Michigan State (2007-).

EDUCATION: Bachelor's degree in education from South Carolina in 1979; master's degree in education from Ohio U. in 1980.

PLAYING EXPERIENCE: College - Three-year letterman as a defensive back at South Carolina (1976-78).

POSTSEASON EXPERIENCE: Coach - 1987 NCAA I-AA playoffs, 1989 NCAA I-AA playoffs, 1990 NCAA I-AA playoffs, 1983 Fiesta Bowl, 1984 Rose Bowl, 1992 Aloha Bowl, 1995 Independence Bowl, 1996 Sun Bowl, 1997 Aloha Bowl, 2000 Florida Citrus Bowl, 2002 Outback Bowl, 2003 Fiesta Bowl, 2004 Fiesta Bowl, 2004 Fort Worth Bowl, 2007 Champs Sports Bowl, 2009 Capital One Bowl, 2010 Alamo Bowl, 2011 Capital One Bowl, 2012 Outback Bowl, 2012 Buffalo Wild Wings Bowl.

Dantonio's Career Record - Head Coach

Year	School	Overall			Conference			Finish	Postseason/Bowl
		W	L	Pct.	W	L	Pct.		
2004	Cincinnati	7	5	.583	5	3	.625	T-2nd (C-USA)	Fort Worth Bowl
2005	Cincinnati	4	7	.364	2	5	.286	T-6th (Big East)	-
2006	Cincinnati	7	5	.583	4	3	.571	T-7th (Big East)	International Bowl*
2007	Michigan State	7	6	.538	3	5	.375	T-7th (Big Ten)	Champs Sports Bowl
2008	Michigan State	9	4	.692	6	2	.750	3rd (Big Ten)	Capital One Bowl
2009	Michigan State	6	7	.462	4	4	.500	T-6th (Big Ten)	Alamo Bowl
2010	Michigan State	11	2	.846	7	1	.875	T-1st (Big Ten)	Capital One Bowl
2011	Michigan State	11	3	.786	7	1	.875	1st (Big Ten Legends)	Outback Bowl
2012	Michigan State	7	6	.538	3	5	.375	4th (Big Ten Legends)	Buffalo Wild Wings Bowl
2013	Michigan State	4	1	.800	1	0	1.000	-	-
Totals		73	46	.610	42	29	.591		Eight Bowl Games*

* Did not coach Cincinnati in bowl game



SPARTAN PLAYER UPDATES



Denicos 28 ALLEN

LB | 5-11 | 218 | SR.-5 | 3L
HAMILTON, OHIO
HAMILTON

CAREER NOTES: Fifth-year senior is in his third season as Michigan State's starting Sam linebacker . . . three-year letterwinner has 207 tackles, including 33 for losses (151 yards), in 45 career games . . . has started 31 consecutive games . . . ranks seventh in MSU history with 16 sacks and tied for seventh with 33 tackles for loss . . . the 151 yards from his tackles for losses rank eighth most in school history . . . was a second-team All-Big Ten selection (media) in 2011 and an honorable mention All-Big Ten pick last year.

2013 NOTES: Ranks third on the team with 27 tackles . . . ranks tied for first on the team in sacks (2.0 for 8 yards) and tied for second in tackles for loss (3.5 for 11 yards) . . . also has three quarterback hurries and a pass break-up . . . racked up nine tackles at No. 22 Notre Dame . . . posted two tackles, including a 1-yard tackle for loss, against Youngstown State . . . recorded eight stops, including a 2-yard sack, and also had two quarterback hurries and a pass break-up vs. South Florida . . . tallied five tackles, including a 6-yard sack, in the season opener vs. Western Michigan; matched his career best with 35 production points against the Broncos and totaled three quarterback hits vs. WMU

ALLEN IN THE MSU CAREER RECORD BOOK

Sacks: 7th (16)
Tackles for loss: T-7th (33)
Yards from tackles for loss: 8th (151)

ALLEN'S CAREER HIGHS

Tackles: 13, vs. Iowa (10/13/12)
Tackles for loss: 4.0, vs. Wisconsin (12/3/11)
Sacks: 3.0, vs. Wisconsin (12/3/11)
Interceptions: 1, vs. Iowa (10/13/12)
Pass Break-ups: 1, seven times (last vs. South Florida, 9/7/13)

ALLEN'S STATISTICS

	G/GS	UT	AT	TM	TFL	SACKS	INT	PBU	FR	FF
2010	13/0	12	6	18	1-3	0-0	0-0	0	1	0
2011	14/13	43	40	83	18.5-86	11-69	0-0	3	0	0
2012	13/13	41	38	79	10-51	3-37	1-0	3	1	1
2013	5/5	12	15	27	3.5-11	2-8	0-0	1	0	0
Career	45/31	108	99	207	33-151	16-114	1-0	7	2	1

ALLEN'S GAME-BY-GAME STATISTICS

2013	DEFENSE	UT	AT	TM	TFL	SACKS	INT	PBU	FR	FF
Western Michigan	3	2	5	1-6	1-6	0-0	0	0	0	0
South Florida	3	5	8	1-2	1-2	0-0	1	0	0	0
Youngstown State	1	1	2	1-1	0-0	0-0	0	0	0	0
Notre Dame	4	5	9	0.5-2	0-0	0-0	0	0	0	0
Iowa	1	2	3	0-0	0-0	0-0	0	0	0	0
Totals	12	15	27	3.5-11	2-8	0-0	1	0	0	0



Jack 66 ALLEN

OL | 6-1 | 297 | SO. | 1L
HINSDALE, ILL.
HINSDALE CENTRAL

CAREER/SEASON NOTES: Third-year player is in his second season as a starter on the offensive line in 2013 . . . listed on the depth chart as the starting center . . . versatile lineman can play either center or guard . . . has started the last three games at center . . . ranks third on the team with 22.5 knockdowns . . . recorded a career-best 10 knockdowns at Iowa, including 5.5 dominators, while playing a season-high 78 snaps . . . returned to the starting lineup at center in Week 3 vs. Youngstown State with Travis Jackson sidelined with an injury . . . recorded six knockdowns in 41 snaps vs. Youngstown State . . . missed the first two games of the 2013 season (vs. Western Michigan and South Florida) with turf toe . . . preseason All-Big Ten selection by Phil Steele (third team) . . . did not participate in spring practice due to a shoulder injury . . . named Freshman All-American by the Football Writers Association of America (first team), Sporting News (first team) and CollegeFootballNews.com (second team) . . . started five games at left guard in 2012 before starting the final seven games at center in place in injured starter Travis Jackson.



Max 40 BULLOUGH

LB | 6-3 | 245 | SR. | 3L
TRAVERSE CITY, MICH.
ST. FRANCIS



Riley 30 BULLOUGH

FB | 6-2 | 230 | FR. | RS
TRAVERSE CITY, MICH.
ST. FRANCIS

CAREER NOTES: Three-year letterwinner is in his third season as Michigan State's starting middle linebacker . . . two-time team captain . . . has 251 career tackles in 45 games, including a team-high 32 consecutive starts . . . has 24.5 tackles for loss (86 yards) in his career, including 6.5 sacks (41 yards) . . . also had 10 passes defended (three interceptions, seven pass break-ups) and three forced fumbles . . . featured on preseason watch lists for the Bednarik (defensive player of the year), Butkus (nation's best linebacker) and Lombardi (nation's best lineman) Awards . . . named to the Nagurski Trophy (defensive player of the year), Lott IMPACT Trophy and College Football Performance Awards Linebacker Trophy Watch Lists . . . preseason All-America selection by Phil Steele's College Football Preview (second team) and Athlon Sports (third team) . . . was a first-team All-Big Ten selection by the coaches and a second-team pick by the media as a junior in 2012 . . . named to the 2012 Capital One Academic All-America Second Team, as selected by the College Sports Information Directors of America, for his 3.73 GPA in finance . . . is a third-generation Spartan, following in the footsteps of his grandfather Hank (guard, 1952-54) and father Shane (linebacker, 1983-86) who played football at Michigan State . . . Hank was a member of the 2013 MSU Athletics Hall of Fame Class . . . his grandfather Jim Morse (halfback, 1954-56) played for Coach Terry Brennan at Notre Dame . . . his uncles Chuck Bullough (Michigan State, linebacker, 1988-91), Bobby Morse (Michigan State, running back, 1983-86) and Jim Morse (Notre Dame, cornerback, 1976-77) played college football . . . his brother Riley is a red-shirt freshman running back on the Spartan roster . . . his father Shane was also named a team captain in 1986.

2013 NOTES: Elected captain by his teammates for the second-straight year; is just the third Spartan under Dantonio to be named a captain at least twice (Greg Jones, 2009-10; Kirk Cousins 2009-11) . . . ranks second on the team with 28 tackles, including 3.5 tackles for loss (9 yards) . . . has three quarterback hurries . . . compiled six tackles at Iowa . . . posted seven tackles at No. 22 Notre Dame . . . led team with nine tackles, including 2.5 for losses (7 yards), in season opener vs. Western Michigan.

BULLOUGH'S CAREER HIGHS

Tackles: 15, vs. Youngstown State (9/2/11)
Tackles for loss: 2.5, twice (last vs. Western Michigan, 8/30/13)
Sacks: 2, vs. Wisconsin (10/27/12)
Interception: 1, three times (last vs. Michigan, 10/20/12)
Pass Break-ups: 2, vs. Michigan (10/20/12)

BULLOUGH'S STATISTICS

	G/GS	UT	AT	TM	TFL	SACKS	INT	PBU	FR	FF
2010	13/0	9	14	23	1.5-5	0.5-4	1-20	0	0	0
2011	14/14	36	53	89	7-27	3.5-22	1-4	2	0	2
2012	13/13	51	60	111	12.5-45	2.5-15	1-0	4	0	1
2013	5/5	7	21	28	3.5-9	0-0	0-0	1	0	0
Career	45/32	103	148	251	24.5-86	6.5-41	3-24	7	0	3

BULLOUGH'S GAME-BY-GAME STATISTICS

2013	DEFENSE	UT	AT	TM	TFL	SACKS	INT	PBU	FR	FF
Western Michigan		3	6	9	2.5-7	0-0	0-0	0	0	0
South Florida		1	3	4	0-0	0-0	0-0	1	0	0
Youngstown State		0	2	2	0-0	0-0	0-0	0	0	0
Notre Dame		3	4	7	0.5-1	0-0	0-0	0	0	0
Iowa		0	6	6	0.5-1	0-0	0-0	0	0	0
Totals		7	21	28	3.5-9	0-0	0-0	1	0	0

2013 NOTES: Second-year player made the transition from linebacker to running back during the last half of spring practice . . . moved into the role of fullback at the beginning of the Big Ten season . . . ranks fourth on the team in rushing (83 yards) and carries (22) . . . also has three receptions for 11 yards . . . had 34 rushing yards on 10 carries (3.4 avg.) vs. Youngstown State . . . rushed for 36 yards on six attempts (6.0 avg.), including a 19-yard gain, in win over South Florida . . . collected 12 yards on five carries in his collegiate debut vs. Western Michigan . . . his brother Max is a senior linebacker on the Spartan roster.

BULLOUGH'S CAREER HIGHS

Carries: 10 vs. Youngstown State (9/14/13)
Rushing Yards: 36 vs. South Florida (9/7/13)

BULLOUGH'S STATISTICS

RUSHING	G/GS	ATT	YDS.	AVG.	TD	LG	YPG
2013	5/0	22	83	3.8	0	19	16.6

RECEIVING	REC.	YDS.	AVG.	TD	LG
2013	3	11	3.7	0	7

2013 GAME-BY-GAME STATISTICS - RUSHING

Opponent	ATT	YDS	TD	LG
Western Michigan	5	12	0	8
South Florida	6	36	0	19
Youngstown State	10	34	0	9
Notre Dame	1	1	0	1
Iowa	0	0	0	0
Totals	22	83	0	19



SPARTAN PLAYER UPDATES



Aaron **16** BURBRIDGE

WR | 6-1 | 195 | SO. | 1L
FARMINGTON HILLS, MICH.
HARRISON

CAREER NOTES: Second-year player is in his second season as one of Michigan State's starting wide receivers . . . has 44 catches for 486 yards (11.0 avg.) and two touchdowns in 16 career games, including 10 starts . . . named to Biletnikoff Award Preseason Watch List (nation's most outstanding receiver).

2013 NOTES: Ranks third on the team with 15 receptions for 122 yards (8.1 avg.) . . . also has 32 rushing yards on two attempts (16.0 avg.) . . . had four receptions for 20 yards at No. 22 Notre Dame . . . caught three passes for 44 yards, including a 26-yard reception, vs. Youngstown State . . . had four catches for 16 yards in season opener against Western Michigan.

BURBRIDGE'S CAREER HIGHS

Receiving Yards: 134, vs. Indiana (10/6/12)
Receptions: 8, vs. Indiana (10/6/12)
TD Catches: 1, twice (last vs. TCU, 12/29/12)

BURBRIDGE'S STATISTICS

RECEIVING	G/GS	REC.	YDS.	AVG.	TD	LG	YPG
2012	11/7	29	364	12.6	2	38	33.1
2013	5/3	15	122	8.1	0	26	24.4
Career	16/10	44	486	11.0	2	38	30.4

RUSHING	ATT	YDS.	AVG.	TD	LG	YPG
2012	1	4	4.0	0	4	0.4
2013	2	32	16.0	0	21	6.4
Career	3	36	12.0	0	21	2.2

2013 GAME-BY-GAME STATISTICS - RECEIVING

RECEIVING	NO.	YDS	TD	LG
Western Michigan	4	16	0	10
South Florida	1	20	0	20
Youngstown State	3	44	0	26
Notre Dame	4	20	0	7
Iowa	3	22	0	10
Totals	15	122	0	26



Shilique **89** CALHOUN

DE | 6-4 | 250 | SO. | 1L
MIDDLETOWN, N.J.
MIDDLETOWN NORTH

CAREER NOTES: Promising third-year player is in his first year as a starting defensive end . . . has 16 tackles, including 7.0 for losses (23 yards) with three sacks (13 yards), in 18 career games.

2013 NOTES: Leads FBS with three fumble recoveries, including two for touchdowns (16 yards vs. Western Michigan; 4 yards vs. South Florida) . . . leads the FBS with three defensive TDs, as he also had a 56-yard interception return vs. South Florida . . . his three defensive TDs tie a modern-day Michigan State single-season record (games dating back to 1946), and he is the first Spartan to accomplish the feat in the first two games of the season . . . is the first Spartan defensive player to score three TDs in one season since linebacker T.J. Turner accounted for three in 12 games in 1999 . . . leads team with 12 quarterback hurries and 4.5 tackles for loss (21 yards), and is tied for the team lead with two sacks (12 yards) . . . also leads the team with 14 QB hits, including a career-best six at Iowa . . . had four quarterback hurries and three tackles, including a half tackle for loss, in road win at Iowa . . . credited with two tackles, including a 5-yard loss, at No. 22 Notre Dame . . . collected four quarterback hurries, recovered a fumble in the third consecutive game, and had two tackles, including a 3-yard sack, against Youngstown State . . . collected several weekly honors after scoring two touchdowns and recording two tackles for loss, including a 9-yard sack, in Michigan State's 21-6 win over South Florida on Sept. 7 at Spartan Stadium . . . was named the Walter Camp Football Foundation National Defensive Player of the Week, FWAA/Bronko Nagurski National Defensive Player of the Week, CBSsports.com National Defensive Player of the Week and College Football Performance Awards National Defensive Performer of the Week . . . also was selected CFP National Defensive Lineman of the Week and Big Ten Defensive Player of the Week; in addition, he was listed on the Paul Hornung Award Honor Roll for Week 2 . . . scored two touchdowns against USF, returning a fumble 4 yards for a touchdown in the second quarter and his first career interception 56 yards for another score in the third quarter . . . was credited with three solo tackles against the Bulls, with two resulting in losses (12 yards) including a 9-yard sack, and two quarterback hurries . . . returned a fumble 16 yards for a touchdown in the season opener vs. Western Michigan and was credited with three quarterback hits.

CALHOUN IN THE BIG TEN STATS

Fumbles Recovered: 1st (3)
Tackles for loss: T-10th (4.5)

CALHOUN'S CAREER HIGHS

Tackles: 3, twice (last vs. Iowa, 10/5/13)
Tackles for loss: 2.0, twice (last vs. South Florida)
Sacks: 1.0, three times (last vs. Youngstown State, 9/14/13)

CALHOUN'S STATISTICS

	G/GS	UT	AT	TM	TFL	SACKS	INT	PBU	FR	FF
2012	13/1	4	2	6	2.5-2	1-1	0-0	2	0	0
2013	5/5	7	3	10	4.5-21	2-12	1-56	0	3-20	0
Career	18/6	11	5	16	7-23	3-13	1-56	2	3-20	0

CALHOUN'S GAME-BY-GAME STATISTICS

2013	DEFENSE	UT	AT	TM	TFL	SACKS	INT	PBU	FR	FF
Western Michigan	0	0	0	0-0	0-0	0-0	0	0	1-16	0
South Florida	3	0	3	2-12	1-9	1-56	0	0	1-4	0
Youngstown State	2	0	2	1-3	1-3	0-0	0	0	1-0	0
Notre Dame	1	1	2	1-5	0-0	0-0	0	0	0-0	0
Iowa	1	2	3	0.5-1	0-0	0-0	0	0	0-0	0
Totals	7	3	10	4.5-21	2-12	1-56	0	0	3-20	0



Donavon CLARK **76**

OL | 6-3 | 300 | SO. | 1L
CINCINNATI, OHIO
FINNEYTOWN

CAREER NOTES: Third-year player is listed as a back-up at left tackle on the depth chart . . . has seen action in 11 career games, including six starts.

2013 NOTES: Has seen action in all five games, including four starts at left tackle (Western Michigan, South Florida, Youngstown State, Notre Dame) . . . recorded a career-best five knockdowns vs. South Florida . . . played a season-high 66 snaps in the 2013 season opener vs. Western Michigan.



Connor COOK **18**

QB | 6-4 | 218 | SO. | 1L
HINCKLEY, OHIO
WALSH JESUIT

CAREER NOTES: Third-year player has started the last four games at quarterback for the Spartans (South Florida, Youngstown State, Notre Dame, Iowa) . . . has completed 54 percent of his passes (77-of-142) for 782 yards, eight touchdowns and two interceptions in eight career games . . . came off the bench to complete 4-of-11 passes for 47 yards and a touchdown in the 2012 Buffalo Wild Wings Bowl victory over TCU; on MSU's final drive of the game, was 2-of-5 passing for 26 yards while leading the Spartans on an eight-play, 45-yard scoring drive, capped by Dan Conroy's game-winning 47-yard field goal with 1:01 remaining that put MSU ahead for good in the 17-16 win.

2013 NOTES: Has completed 54 percent of his passes (68-of-125) for 688 yards, seven touchdowns and one interception . . . ranks ninth in the Big Ten in passing (137.6 ypg.) and total offense (156.6 ypg.) . . . has also collected 95 rushing yards on 25 carries (3.8 avg.) . . . registered career highs in passing yards (277), pass completions (25) and pass attempts (44) in road win at Iowa in his first Big Ten start; threw two touchdown passes (46 yards to Macgarrett Kings Jr., 37 yards to Bennie Fowler) against the Hawkeyes . . . the 277 passing yards were the second most by a Spartan QB against Iowa . . . completed 16-of-32 passes for 135 yards and one touchdown at No. 22 Notre Dame . . . recorded his first career 200-yard passing game in the win over Youngstown State, throwing for 202 yards and a career-best four touchdown passes; became the first Spartan QB to throw four TD passes in a game since Brian Hoyer against Penn State in 2007 . . . tied a Michigan State record by throwing four TDs in the first half (Drew Stanton vs. Illinois in 2005; Bill Burke vs. Iowa in 1999) . . . threw TD passes of 13 yards to Andre Sims Jr., 12 to Trevon Pendleton, 24 to Macgarrett Kings Jr. and 17 to Bennie Fowler . . . also finished with 227 total yards (202 passing and 25 rushing) against the Penguins . . . was 6-of-11 passing for 32 yards in leading MSU to a win over South Florida in his first career start at quarterback.

COOK'S CAREER HIGHS

Pass Attempts: 44, vs. Iowa (10/5/13)
 Pass Completions: 25, vs. Iowa (10/5/13)
 Passing Yards: 277, vs. Iowa (10/5/13)
 Passing TDs: 4, vs. Youngstown State (9/14/13)

COOK'S STATISTICS

PASSING	G/GS	COMP	ATT	INT	PCT	YDS	YPG	TD	LG
2012	3/0	9	17	1	.529	94	31.3	1	15
2013	5/4	68	125	1	.544	688	137.6	7	26
Career	8/4	77	142	2	.542	782	97.8	8	26

COOK'S GAME-BY-GAME STATISTICS

2013

Opponent	COMP	ATT	INT	PCT	YDS	TD	LG
Western Michigan	6	16	0	.375	42	0	14
South Florida	6	11	0	.545	32	0	20
Youngstown State	15	22	0	.682	202	4	26
Notre Dame	16	32	0	.500	135	1	19
Iowa	25	44	1	.568	277	2	46
Totals	68	125	1	.544	688	7	46



Jack CONKLIN **74**

OT | 6-6 | 326 | FR. | RS
PLAINWELL, MICH.
PLAINWELL

CAREER/SEASON NOTES: Second-year player listed as the starter at left tackle . . . has been credited with 12 knockdowns . . . started his first game at left tackle at Iowa . . . has started three games at right tackle (Western Michigan, South Florida, Youngstown State) . . . also saw action at left tackle in the first four games . . . started in his collegiate debut vs. Western Michigan; played 74 snaps against the Broncos and recorded 5.5 knockdowns . . . was a preferred walk-on for the 2012 season and earned a scholarship in the spring of 2013 . . . three-year starter for his father Darren Conklin at Plainwell (Mich.) High School.



SPARTAN PLAYER UPDATES



Darqueze DENNARD 31

**CB | 5-11 | 197 | SR. | 3L
DRY BRANCH, GA.
TWIGGS COUNTY**

CAREER NOTES: Three-year letterwinner is in his third season as a starting corner-back . . . has 124 tackles and 24 passes defended (eight interceptions, 16 pass break-ups) in 35 career games, including 31 starts (20 consecutive) . . . has three career multi-interception games (2013 vs. Iowa, 2012 vs. Nebraska, 2012 Outback Bowl vs. Georgia) . . . featured on preseason watch lists for the Bednarik (defensive player of the year) and Jim Thorpe (nation's best defensive back) Awards plus Nagurski Trophy (nation's best defensive player) . . . one of only 11 defensive backs nationally to be listed on the Bednarik, Nagurski and Thorpe Award Watch Lists . . . first-team All-Big Ten selection by the coaches as a junior in 2012.

2013 NOTES: Leads team and ranks tied for fourth in the Big Ten with eight passes defended (two interceptions, six pass break-ups) . . . has 19 tackles, including 1.5 for loss (3 yards) . . . named Big Ten Player of the Week after tying his career high with two interceptions and recording a career-high eight tackles at Iowa . . . credited with two tackles, including a 1-yard loss, to go along with a quarterback hurry and a pass break-up at No. 22 Notre Dame . . . posted five stops, including a half tackle for loss (2 yards), and had two pass break-ups vs. South Florida . . . tied his career high with three pass break-ups in the season opener against Western Michigan.

DENNARD IN THE BIG TEN STATS

Passes Defended: T-4th (8)

DENNARD'S CAREER HIGHS

Tackles: 8, vs. Iowa, 10/5/13

Tackles for loss: 1, six times (last vs. Minnesota, 11/24/12)

Interceptions: 2, three times (last vs. Iowa, 10/5/13)

Pass break-ups: 3, twice (last vs. Western Michigan, 8/30/13)

DENNARD'S STATISTICS

	G/GS	UT	AT	TM	TFL	SACKS	INT	PBU	FR	FF
2010	6/2	8	3	11	2-4	1-2	0-0	0	1	1
2011	11/11	30	12	42	1-5	0-0	3-38	3	0	0
2012	13/13	34	18	52	3.5-5	0-0	3-49	7	0	0
2013	5/5	6	13	19	1.5-3	0-0	2-38	6	0	0
Career	35/31	78	46	124	8-17	1-2	8-125	16	1	1

DENNARD'S GAME-BY-GAME STATISTICS

2013

DEFENSE	UT	AT	TM	TFL	SACKS	INT	PBU	FR	FF
Western Michigan	1	1	2	0-0	0-0	0-0	3	0	0
South Florida	0	5	5	0.5-2	0-0	0-0	2	0	0
Youngstown State	1	1	2	0-0	0-0	0-0	0	0	0
Notre Dame	1	1	2	1-2	0-0	0-0	1	0	0
Iowa	3	5	8	0-0	0-0	2-38	0	0	0
Totals	6	13	19	1.5-3	0-0	2-38	6	0	0



Denzel DRONE 42

**DE | 6-2 | 251 | SR.-5 | 3L
PLANT CITY, FLA.
PLANT CITY**

CAREER NOTES: Fifth-year senior will see significant playing time at defensive end . . . three-year letterwinner has 46 tackles (6.0 for losses) in 44 career games, including seven starts . . . also has 4.0 sacks (31 yards) in his career.

2013 NOTES: Has collected eight tackles, including a half sack (1 yard) . . . earned the start at Iowa . . . set a career high with five tackles in win over South Florida . . . had two tackles, including a half sack, and a pass break-up in season opener vs. Western Michigan.

DRONE'S CAREER HIGHS

Tackles: 5, vs. South Florida (9/14/13)

Tackles for loss: 1, five times (last vs. Georgia, 1/2/12)

Sacks: 1, vs. Wisconsin (10/2/10)

DRONE'S STATISTICS

	G/GS	UT	AT	TM	TFL	SACKS	INT	PBU	FR	FF
2010	12/4	4	9	13	1-22	1-22	0-0	1	0	1
2011	14/2	6	9	15	4-12	2.5-8	1-0	1	1-0	0
2012	13/0	4	6	10	0-0	0-0	0-0	1	0	0
2013	5/1	1	7	8	1-3	0.5-1	0-0	0	0	0
Career	44/7	15	31	46	6-36	4-31	1-0	3	1-0	1

DRONE'S GAME-BY-GAME STATISTICS

2013

DEFENSE	UT	AT	TM	TFL	SACKS	INT	PBU	FR	FF
Western Michigan	0	2	2	0.5-1	0.5-1	0-0	1	0	0
South Florida	1	4	5	0-0	0-0	0-0	0	0	0
Youngstown State	0	0	0	0-0	0-0	0-0	0	0	0
Notre Dame	0	1	1	0.5-1	0-0	0-0	0	0	0
Iowa	0	0	0	0-0	0-0	0-0	0	0	0
Totals	1	7	8	1-2	0.5-2	0-0	1	0	0



Kurtis **27**
DRUMMOND

S | 6-1 | 200 | JR. | 2L
MASURY, OHIO
HUBBARD

CAREER NOTES: Fourth-year player is in his second season as the starting free safety . . . two-year letterwinner has 100 tackles and 12 passes defended (five interceptions and seven pass break-ups) in 30 career games, including 12 starts . . . also has 7.5 tackles for loss (34 yards).

2013 NOTES: Leads team with 30 tackles, including two for losses (7 yards) . . . has four passes defended (one interception, three pass break-ups) . . . tallied six tackles and a pass break-up at Iowa . . . had a team-best two tackles for loss (7 yards) and seven stops overall at No. 22 Notre Dame . . . collected a team-high nine stops vs. South Florida . . . had a productive all-around game vs. Western Michigan with four tackles, a leaping one-handed interception, a pass break-up, and a 21-yard touchdown run off a lateral from Jairus Jones on an interception.

DRUMMOND'S CAREER HIGHS

Tackles: 10, vs. Nebraska (11/3/12)
Tackles for loss: 2.5, vs. Nebraska (11/3/12)
Pass Break-ups: 2, vs. Northwestern (11/17/12)
Interceptions: 1, five times (last vs. Western Michigan, 8/30/13)
Sacks: 1, vs. Michigan (10/15/11)

DRUMMOND'S STATISTICS

	G/GS	UT	AT	TM	TFL	SACKS	INT	PBU	FR	FF
2011	12/0	9	8	17	1-10	1-10	2-34	0	0	1
2012	13/7	29	24	53	4.5-17	0-0	2-7	4	1	1
2013	5/5	16	14	30	2-7	0-0	1-21	3	0	0
Totals	30/12	54	46	100	7.5-34	1-10	5-62	7	1	2

DRUMMOND'S GAME-BY-GAME STATISTICS

2013	DEFENSE	UT	AT	TM	TFL	SACKS	INT	PBU	FR	FF
Western Michigan	3	1	4	0-0	0-0	1-21	1	0	0	0
South Florida	4	5	9	0-0	0-0	0-0	1	0	0	0
Youngstown State	2	2	4	0-0	0-0	0-0	0	0	0	0
Notre Dame	4	3	7	2-7	0-0	0-0	0	0	0	0
Iowa	3	3	6	0-0	0-0	0-0	1	0	0	0
Totals	16	14	30	2-7	0-0	1-21	3	0	0	0



Fou **51**
FONOTI

OT | 6-4 | 298 | SR.-5 | 2L
LAKEWOOD, CALIF.
CERRITOS COLLEGE

CAREER NOTES: Fifth-year senior has played in 21 career games with the Spartans, including 15 starts at right tackle (11 in 2011; two in 2012; two in 2013) . . . listed as the starting right tackle on the depth chart . . . has played at right tackle in all five games this season, including two starts (Notre Dame, Iowa) . . . played a season-high 71 snaps at Iowa . . . earned his first start of the 2013 season at right tackle at No. 22 Notre Dame; played 68 snaps and recorded two knockdowns against the Irish . . . posted two take-downs vs. South Florida. . . missed most of preseason camp with an injury . . . returned to action during spring practice after missing 11 games in 2012 with a broken foot . . . nominated for the Allstate Good Works Team for his community service involvement.



Bennie **13**
FOWLER

WR | 6-1 | 212 | SR.-5 | 3L
BLOOMFIELD, MICH.
DETROIT COUNTRY DAY

CAREER NOTES: Fifth-year senior is one of the team's starting wide receivers . . . three-year letterwinner has 74 receptions for 923 yards (12.5 avg.) and seven touchdowns in 36 career games, including 10 starts . . . also has 13 rushes for 105 yards (8.1 avg.) and one TD . . . led the team in receiving yards (524) and ranked second in receptions (41) last season.

2013 NOTES: Ranks second on the team in receptions (17) and receiving yards (204) . . . has two receiving touchdowns . . . hauled in a career-high nine catches for 92 yards, including a 37-yard TD from Connor Cook, at Iowa . . . had three receptions for 39 yards at No. 22 Notre Dame . . . had two catches for 39 yards vs. Youngstown State, including a 17-yard TD reception; also had a 17-yard rush against the Penguins . . . hauled in three catches for 34 yards, including a team-high 26-yard reception, in the season opener vs. Western Michigan

FOWLER'S CAREER HIGHS

Catches: 9, vs. Iowa (10/5/13)
Receiving Yards: 101, vs. Minnesota (11/24/12)
TD Catches: 1, seven times (last vs. Iowa, 10/5/13)
Rushing Yards: 22, vs. Northwestern (10/23/10)
Kickoff Return Yards: 105, vs. Alabama (11/1/11)
All-Purpose Yards: 161, vs. Alabama (11/1/11)

FOWLER'S STATISTICS

RECEIVING	G/GS	NO.	YDS.	AVG.	TD	LG	YPG
2010	13/1	14	175	12.5	1	49	13.5
2011	5/0	2	20	10.0	0	18	4.0
2012	13/7	41	524	12.8	4	45	40.3
2013	5/2	17	204	12.0	2	37	40.8
Career	36/10	74	923	12.5	7	49	25.6

RUSHING	NO.	YDS.	AVG.	TD	LG	YPG
2010	7	62	8.9	1	22	4.8
2011	1	6	6.0	0	6	1.2
2012	3	14	4.7	0	12	1.4
2013	2	23	11.5	0	17	5.8
Career	13	105	8.1	1	22	3.0



SPARTAN PLAYER UPDATES

KICKOFF RETURNS	ATT	YDS.	AVG.	TD	LG
2010	15	336	22.4	0	39

FOWLER'S GAME-BY-GAME STATISTICS - RECEIVING

2013	RECEIVING	NO.	YDS	TD	LG
Western Michigan	3	34	0	26	
South Florida	0	0	0	0	
Youngstown State	2	39	1	22	
Notre Dame	3	39	0	19	
Iowa	9	92	1	37	
Totals	17	204	2	26	



Dan FRANCE 59

OL | 6-6 | 312 | SR.-5 | 3L
NORTH ROYALTON, OHIO
NORTH ROYALTON

CAREER/SEASON NOTES: Fifth-year senior has started the first five games at right guard . . . spent the past two seasons as Michigan State's starting left tackle . . . made the move inside to guard during spring practice . . . three-year letterwinner has played in 38 career games, including 29 starts on the offensive line (24 starts at left tackle; five at right guard) . . . leads the team with 27.5 knockdowns . . . produced a career-best eight knockdowns at No. 22 Notre Dame . . . recorded 5.5 knockdowns vs. Youngstown State . . . totaled five knockdowns vs. South Florida.



Michael GEIGER 4

PK | 5-8 | 196 | FR. | HS
TOLEDO, OHIO
OTTAWA HILLS

2013 NOTES: True freshman ranks third on the team in scoring with 21 points . . . has connected on 86 percent of his field-goal attempts (6-of-7), including 3-of-3 from 40-plus yards . . . scored 14 points at Iowa and was 4-of-5 on field-goal attempts (made from 27, 35, 49 and 40 yards) against the Hawkeyes . . . made his collegiate debut at No. 22 Notre Dame; connected on a 25-yard and 42-yard field goal and also made his only PAT against the Irish . . . ranked the nation's top kicker in the Class of 2013 by Rivals.com (No. 1) and 247Sports.com (No. 1).

CAREER HIGHS

Extra Points Made.....2, vs. Iowa (10/5/13)
Extra Points Att.....2, vs. Iowa (10/5/13)
Field Goals Made.....4, vs. Iowa (10/5/13)
Field Goals Att.....5, vs. Iowa (10/5/13)
Points.....14, vs. Iowa (10/5/13)
Field Goal.....49, vs. Iowa (10/5/13)

GEIGER'S STATISTICS

SCORING	PAT (Pct.)	FG (Pct.)	PTS	LG
2013	3-3 (1.000)	6-7 (.857)	21	49

FGBREAKDOWN	-20	20-29	30-39	40-49	50+	Total
2013	0-0	2-2	1-2	3-3	0-0	6-7

2013 GAME-BY-GAME STATISTICS

OPPONENT	PATs	FGs	LG	PTS
Western Michigan		-DNP-		
South Florida		-DNP-		
Youngstown State		-DNP-		
Notre Dame	1-1	2-2	42	7
Iowa	2-2	4-5	49	14
Totals	3-3	6-7	49	21



Nick HILL 20

RB | 5-8 | 198 | JR. | 2L
CHELSEA, MICH.
CHELSEA

CAREER NOTES: Fourth-year player sees playing time at tailback . . . two-year letterwinner was the team's primary kick returner in 2011 and 2012 . . . ranks third in MSU history in kickoff return yards (1,764) . . . his 999 kickoff return yards in 2011 rank second most in MSU single-season history and eighth most in Big Ten history . . . has rushed for 382 yards and two touchdowns on 93 carries (4.1 avg.) in 33 career games.

2013 NOTES: Ranks second on the team in all-purpose yards (344; 68.8 ypg.) and rushing with 219 yards on 42 carries (5.2 avg.; 43.8 ypg.) . . . leads team in kick return yards (95 yards; 19.0 avg.) . . . rushed for 34 yards on 13 carries at No. 22 Notre Dame . . . recorded a career-high 83 yards rushing on nine attempts (9.2 avg.), including a 35-yard TD run, against Youngstown State . . . led team with 63 yards rushing on nine carries vs. South Florida, including a 23-yard run; earned the start while lining up as a wide receiver and carried the ball 12 yards on MSU's first play from scrimmage . . . collected 33 yards rushing on seven attempts vs. Western Michigan.

HILL'S CAREER HIGHS

Carries: 14, vs. Florida Atlantic (9/2/11)
Rushing Yards: 83, vs. Youngstown State (9/14/13)
Rushing Touchdowns: 1, twice (vs. Youngstown State, 9/14/13)
Kick Return Yards: 129, vs. Notre Dame (9/17/11)
Kickoff Return: 67, vs. Indiana (11/19/11)
Punt Return Yards: 31, vs. Central Michigan (9/8/12)
Punt Return: 31, vs. Central Michigan (9/8/12)

HILL'S STATISTICS

RUSHING	G/GS	ATT	YDS.	AVG.	TD	LG	YPG
2010	1/0	1	2	2.0	0	2	2.0
2011	14/0	29	113	3.9	0	18	8.1
2012	13/0	21	48	2.3	1	21	3.7
2013	5/1	42	219	5.2	1	35	43.8
Career	33/1	93	382	4.1	2	35	11.6

KICKOFF RETURNS	ATT	YDS.	AVG.	TD	LG
2011	38	999	26.3	0	67
2012	31	670	21.6	0	34
2013	5	95	19.0	0	27
Totals	74	1764	23.8	0	67

PUNT RETURNS	ATT	YDS.	AVG.	TD	LG
2011	5	17	3.4	0	8
2012	8	71	8.9	0	31
2013	1	18	18.0	0	18
Totals	14	106	7.6	0	31



HILL'S GAME-BY-GAME STATISTICS

2013	ATT	YDS	TD	LG
RUSHING				
Western Michigan	7	33	0	8
South Florida	9	63	0	23
Youngstown State	9	83	1	35
Notre Dame	13	34	0	7
Iowa	4	6	0	3
Totals	42	219	1	35



Tyler HOOVER

91

**DL | 6-7 | 290 | SR.-6 | 3L
NOVI, MICH.
NOVI**

CAREER NOTES: Three-year letterwinner received a sixth year of eligibility in 2013 from the NCAA (missed nearly the entire 2011 season with a fractured rib) . . . has 77 tackles, including 7.0 for losses (32 yards), 5.5 sacks (31 yards) and six pass break-ups, in 42 career games . . . has 17 career starts to his credit.

2013 NOTES: Has started the first five games at defensive tackle . . . tied for the team lead with two sacks (18 yards) . . . leads all Spartan defensive lineman with 15 tackles, including 2.5 for losses (19 yards) . . . also has two pass break-ups . . . collected five tackles at No. 22 Notre Dame . . . tallied three stops and a pass break-up vs. Youngstown State . . . registered three tackles, including 1.5 for losses (10 yards) and a 9-yard sack, against South Florida; forced a fumble on the sack, which resulted in an MSU touchdown as Shilique Calhoun scooped up the ball and ran it in 4 yards for the score . . . collected three tackles, including a 9-yard loss, in season opener against Western Michigan.

HOOVER'S CAREER HIGHS

Tackles: 9, twice (last vs. Northwestern, 10/23/10)

Tackles for loss: 2.0, vs. Northwestern (10/23/10)

Sacks: 2.0, vs. Northwestern (10/23/10)

HOOVER'S STATISTICS

	G/GS	UT	AT	TM	TFL	SACKS	INT	PBU	FR	FF
2008	2/0	0	0	0	0-0	0-0	0	0	0	0
2009	13/0	3	10	13	0.5-1	0.5-1	0	1	0	0
2010	13/9	14	22	36	3.5-12	3-12	0	2	1	1
2011	1/0	0	0	0	0-0	0-0	0	1	0	0
2012	8/3	2	11	13	0.5-0	0-0	0	0	0	0
2013	5/5	3	12	15	2.5-19	2-18	0	2	0	1
Career	42/17	22	55	77	7-32	5.5-31	0	6	1	2

HOOVER'S GAME-BY-GAME STATISTICS

2013	UT	AT	TM	TFL	SACKS	INT	PBU	FR	FF
DEFENSE									
Western Michigan	1	2	3	1-9	1-9	0-0	1	0	0
South Florida	1	2	3	1.5-10	1-9	0-0	0	0	1
Youngstown State	0	3	3	0-0	0-0	0-0	1	0	0
Notre Dame	0	5	5	0-0	0-0	0-0	0	0	0
Iowa	1	0	1	0-0	0-0	0-0	0	0	0
Totals	3	12	15	2.5-19	2-18	0-0	2	0	1



Travis JACKSON

63

**C | 6-3 | 283 | JR. | 2L
NEW ALBANY, OHIO
ST. FRANCIS DESALES**

CAREER/SEASON NOTES: Two-year letterwinner has played in 19 career games, including 17 starting assignments at center . . . listed as the back-up center on the depth chart and sees time in the playing rotation on the offensive line . . . named to the Rimington Trophy Watch List (nation's top center) . . . started the first two games at center before being sidelined by an injury for the Youngstown State game . . . returned to action at No. 22 Notre Dame . . . registered two takedowns vs. South Florida . . . played 82 snaps in the 2013 season opener vs. Western Michigan . . . returned to action in spring practice after missing the final seven games of 2012 due to injury.



Jairus JONES

23

**LB | 6-1 | 213 | SR.-5 | 3L
TAMPA, FLA.
WHARTON**

CAREER NOTES: Fifth-year senior and three-year letterwinner made the transition from safety to Star linebacker (weakside) during spring practice . . . has 58 tackles, two interceptions and two forced fumbles in 29 career games.

2013 NOTES: Saw action in the first four games and collected 12 tackles and two interceptions . . . suffered a knee injury (MCL) at No. 22 Notre Dame and will miss at least six weeks . . . started at No. 22 Notre Dame in his first career start at linebacker before suffering an injury . . . led team with seven tackles, including a 2-yard loss, against Youngstown State . . . recorded the first two interceptions of his career in the season opener vs. Western Michigan; following his first interception in the first quarter, he lateraled the ball to Kurtis Drummond, who ran it in 21 yards for the touchdown . . . also picked off a pass in the third quarter that led to a Spartan field goal.

JAIRUS JONES' CAREER HIGHS

Tackles: 7, vs. Youngstown State (9/14/13)

Tackles for loss: 1, vs. Youngstown State (9/14/13)

Interceptions: 2, vs. Western Michigan (8/30/13)

Pass break-ups: 1, vs. Notre Dame (9/21/13)

JAIRUS JONES' STATISTICS

	G/GS	UT	AT	TM	TFL	SACKS	INT	PBU	FR	FF
2010	12/0	9	6	15	0.5-1	0-0	0-0	0	0	0
2011	6/0	7	6	13	0-0	0-0	0-0	0	0	1
2012	7/6	11	7	18	0-0	0-0	0-0	0	1-0	1
2013	4/1	5	7	12	1-2	0-0	2-6	1	0	0
Career	29/7	32	26	58	1.5-3	0-0	2-6	1	1-0	2

JONES' GAME-BY-GAME STATISTICS

2013	UT	AT	TM	TFL	SACKS	INT	PBU	FR	FF
DEFENSE									
Western Michigan	1	1	2	0-0	0-0	2-6	0	0	0
South Florida	1	1	2	0-0	0-0	0-0	0	0	0
Youngstown State	2	5	7	1-2	0-0	0-0	0	0	0
Notre Dame	1	0	1	0-0	0-0	0-0	1	0	0
Iowa									
Totals	5	7	12	1-2	0-0	2-6	1	0	0



SPARTAN PLAYER UPDATES



Taiwan JONES 34

LB | 6-3 | 250 | JR. | 2L
NEW BALTIMORE, MICH.
ANCHOR BAY

CAREER NOTES: Third-year player and two-year letterwinner is the starter at Star (weakside) linebacker . . . has 76 tackles, including 7.0 for losses (31 yards), in 32 career games and eight starts.

2013 NOTES: Has seen action in the first five games of the season, including four starts at Star linebacker . . . has collected 20 tackles . . . tied a season high with six tackles at Iowa . . . did not start, but played a majority of the game at No. 22 Notre Dame, recording five tackles against the Irish . . . left the Youngstown State game in the first half (injury) and did not return . . . registered two stops, including a 1-yard loss, against South Florida . . . tallied six tackles in the season opener against Western Michigan.

TAIWAN JONES' CAREER HIGHS

Tackles: 10, vs. Iowa (10/13/12)

Tackles for loss: 1.5, vs. Wisconsin (10/27/12)

Sacks: 1.0, vs. Wisconsin (10/27/12)

Pass Break-ups: 1, four times

TAIWAN JONES' STATISTICS

	G/GS	UT	AT	TM	TFL	SACKS	INT	PBU	FR	FF
2011	14/0	3	15	18	0.5-4	0.5-4	0-0	1	0-0	0
2012	13/4	19	19	38	5.5-26	1-8	0-0	3	0-0	0
2013	5/4	10	10	20	1-1	0-0	0-0	0	0-0	0
Totals	32/8	32	44	76	7-31	1.5-12	0-0	4	0-0	0

TAIWAN JONES' GAME-BY-GAME STATISTICS

2013

DEFENSE	UT	AT	TM	TFL	SACKS	INT	PBU	FR	FF
Western Michigan	1	5	6	0-0	0-0	0-0	0	0	0
South Florida	2	0	2	1-1	0-0	0-0	0	0	0
Youngstown State	0	1	1	0-0	0-0	0-0	0	0	0
Notre Dame	2	3	5	0-0	0-0	0-0	0	0	0
Iowa	5	1	6	0-0	0-0	0-0	0	0	0
Totals	10	10	20	1-1	0-0	0-0	0	0	0



Macgarrett KINGS JR. 3

WR | 5-10 | 186 | SO. | 1L
FORT LAUDERDALE, FLA.
UNIVERSITY SCHOOL

CAREER NOTES: Second-year player is the team's starting flanker . . . has 22 catches for 255 yards (11.6 avg.) in 14 career games.

2013 NOTES: Leads team in receptions (18), receiving yards (230) and touchdown receptions (3) . . . tied his career high with five catches and had a career-high 94 receiving yards at Iowa, including a career-long 46-yard touchdown reception from Connor Cook . . . also compiled a career-high 147 all-purpose yards against the Hawkeyes, including 53 punt return yards; his 30-yard punt return in the third quarter set up MSU's third field goal of the game and put the Spartans on top, 20-14, in the eventual 26-14 win . . . had five receptions for 37 yards, including a 12-yard TD catch, at No. 22 Notre Dame . . . led the Spartans with four catches for 61 yards, including a 24-yard touchdown reception, the first TD of his career, against Youngstown State . . . had three receptions for 24 yards vs. South Florida.

KINGS' CAREER HIGHS

Catches: 5, twice (last vs. Iowa, 10/5/13)

Receiving Yards: 94, vs. Iowa (10/5/13)

TD Catches: 1, three times (last vs. Iowa, 10/5/13)

KINGS' STATISTICS

RECEIVING	G/GS	NO.	YDS.	AVG.	TD	LG	YPG
2012	8/0	4	25	6.2	0	10	3.1
2013	5/1	18	230	12.8	1	46	46.0
Totals	13/1	22	255	11.6	1	46	19.6

KINGS' GAME-BY-GAME STATISTICS

2013

RECEIVING	NO.	YDS	TD	LG
Western Michigan	1	14	0	14
South Florida	3	24	0	13
Youngstown State	4	61	1	24
Notre Dame	5	37	1	12
Iowa	5	94	1	46
Totals	18	230	3	46



Jeremy
LANGFORD **33**

RB | 6-0 | 206 | JR. | 2L
WAYNE, MICH.
JOHN GLENN

CAREER NOTES: Fourth-year player and two-year letterwinner has started the first five games at tailback . . . has rushed for 334 yards on 81 carries (4.1 avg.) with four touchdowns in 28 career games . . . has collected 12 tackles, primarily on special teams . . . entered the program as a running back, but has also seen time at cornerback and wide receiver during his career.

2013 NOTES: Leads team in rushing yards (311), carries (72) and rushing touchdowns (4) . . . also ranks tied for first on the team with 24 points . . . averaging 4.3 yards per rush and 62.2 yards per game . . . has started the first five games . . . also has 10 catches for 41 yards (4.1 avg.) . . . led MSU with 43 rushing yards on 14 carries (3.1 avg.) at Iowa . . . rushed for a game-high 68 yards on 14 carries (4.9 avg.) at No. 22 Notre Dame . . . rushed for 68 yards on 15 carries (4.5 avg.) and a career-best two touchdowns vs. Youngstown State . . . had a 2-yard touchdown run and collected 38 rushing yards on nine attempts against South Florida . . . recorded a career-high 94 yards on the ground on 20 carries (4.7 avg.), including a 2-yard TD, in season opener vs. Western Michigan.

LANGFORD'S CAREER HIGHS

Carries: 20, vs. Western Michigan (8/30/13)
Rushing Yards: 94, vs. Western Michigan (8/30/13)
Rushing Touchdowns: 2, vs. Youngstown State (9/14/13)
Tackles: 3, vs. Indiana (11/19/11)

LANGFORD'S STATISTICS

RUSHING	G/GS	ATT	YDS.	AVG.	TD	LG	YPG
2012	9/0	9	23	2.6	0	5	2.6
2013	5/5	72	311	4.3	4	18	62.2
Career	14/5	81	334	4.1	4	18	11.9

RECEIVING	NO.	YDS.	AVG.	TD	LG	YPG
2013	10	41	4.1	0	12	8.2

LANGFORD'S GAME-BY-GAME STATISTICS

2013

RUSHING	ATT	YDS	TD	LG
Western Michigan	20	94	1	18
South Florida	9	38	1	8
Youngstown State	15	68	2	17
Notre Dame	14	68	0	11
Iowa	14	43	0	7
Totals	72	311	4	35



Isaiah
LEWIS **9**

S | 5-10 | 208 | SR. | 3L
INDIANAPOLIS, IND.
BEN DAVIS

CAREER NOTES: Fourth-year player is in his third year as the starting strong safety . . . has 183 tackles and 18 passes defended (six interceptions, 12 pass break-ups) in 44 career games, including 31 starts . . . his 158 interception return yards rank 10th most in MSU history . . . named to watch lists for the Jim Thorpe Award (nation's best defensive back) and the College Football Performance Awards Defensive Back Trophy.

2013 NOTES: Has 14 tackles in four games . . . posted three tackles and a pass break-up at Iowa . . . saw limited time at No. 22 Notre Dame due to a knee injury . . . had his streak of 29 consecutive starts snapped vs. Youngstown State, as he sat out Week 3 with a knee injury . . . collected seven tackles vs. South Florida . . . tallied four tackles and a pass break-up vs. Western Michigan.

LEWIS' CAREER HIGHS

Tackles: 12, twice (last vs. Eastern Michigan, 9/22/12)
Tackles for loss: 1, three times (last vs. Minnesota, 11/24/12)
Interceptions: 1, six times (last vs. TCU, 12/29/12)
Pass Break-ups: 1, 12 times (last vs. Iowa, 10/5/13)

LEWIS' CAREER STATISTICS

	G/GS	UT	AT	TM	TFL	SACKS	INT	PBU	FR	FF
2010	13/1	6	9	15	0-0	0-0	0-0	1	0	0
2011	14/14	34	40	74	2.5-5	0-0	4-89	3	0	0
2012	13/13	41	39	80	1.5-1	0-0	2-69	6	0	0
2013	4/3	6	8	14	0-0	0-0	0-0	2	0	0
Career	44/31	87	96	183	4-6	0-0	6-158	12	0	0

LEWIS' GAME-BY-GAME STATISTICS

2013

DEFENSE	UT	AT	TM	TFL	SACKS	INT	PBU	FR	FF
Western Michigan	2	2	4	0-0	0-0	0-0	1	0	0
South Florida	3	4	7	0-0	0-0	0-0	0	0	0
Youngstown State				-DNP-INJURED-					
Notre Dame	0	0	0	0-0	0-0	0-0	0	0	0
Iowa	1	2	3	0-0	0-0	0-0	1	0	0
Totals	6	8	14	0-0	0-0	0-0	2	0	0



SPARTAN PLAYER UPDATES



Tony LIPPETT 14

WR | 6-3 | 191 | JR. | 2L
DETROIT, MICH.
CROCKETT

CAREER NOTES: Fourth-year player and two-year letterwinner will see significant playing time at split end . . . concentrated on the offensive side of the football in 2012 after playing both wide receiver and cornerback in 2011 . . . has 46 catches for 506 yards (11.0 avg.) in 32 career games, including six starts.

2013 NOTES: Has six catches for 70 yards (11.7 avg.) . . . caught two passes for 29 yards in a start at Iowa, including a 20-yard reception . . . hauled in four receptions for 41 yards vs. Youngstown State.

LIPPETT'S CAREER HIGHS

Catches: 5, three times (last vs. Wisconsin, 10/27/12)
Receiving Yards: 62, vs. Boise State (8/31/12)
Tackles: 5, vs. Northwestern (11/26/11)
Pass Break-ups: 3, vs. Northwestern (11/26/11)

LIPPETT'S STATISTICS

RECEIVING	G/GS	REC.	YDS.	AVG.	TD	LG	YPG
2011	14/0	4	44	11.0	0	15	3.1
2012	13/5	36	392	10.9	2	46	30.2
2013	5/1	6	70	11.7	0	20	14.0
Career	32/6	46	506	11.0	2	46	15.8

DEFENSE	G/GS	UT	AT	TM	TFL	SACKS	INT	PBU	FR	FF
2011	14/5	9	9	18	0.5-1	0-0	0-0	5	1-15	0

2013 GAME-BY-GAME STATISTICS - RECEIVING

RECEIVING	NO.	YDS	TD	LG
Western Michigan	0	0	0	0
South Florida	0	0	0	0
Youngstown State	4	41	0	18
Notre Dame	0	0	0	0
Iowa	2	29	0	20
Totals	6	70	0	20



Jamal LYLES 11

TE | 6-3 | 246 | FR. | RS
SOUTHFIELD, MICH.
SOUTHFIELD-LATHRUP

CAREER/SEASON NOTES: Second-year player made the switch from defensive end to tight end during Week 2 . . . has three catches for 35 yards (11.7 avg.) . . . had two catches for 19 yards vs. Youngstown State.

LYLES' CAREER HIGHS

Catches: 2, vs. Youngstown State (9/14/13)
Receiving Yards: 19, vs. Youngstown State (9/14/13)

LYLES' STATISTICS

RECEIVING	G/GS	REC.	YDS.	AVG.	TD	LG	YPG
2013	5/0	3	35	11.7	0	16	7.0



Andrew MAXWELL 10

QB | 6-3 | 210 | SR.-5 | 3L
MIDLAND, MICH.
MIDLAND

CAREER NOTES: Fifth-year senior and three-year letterwinner is listed as a back-up quarterback on the depth chart . . . spent his first season as the starting quarterback in 2012 . . . was the back-up behind current Washington Redskins quarterback Kirk Cousins during the 2010 and 2011 seasons . . . has seen action in 25 career games (14 starts), completing 53 percent of his passes (278-for-530) for 3,014 yards, 14 touchdowns and nine interceptions . . . ranked fourth in the Big Ten in passing (200.5 yards per game) and sixth in total offense (192.3 ypg.) in 2012 . . . completed 53 percent of his passes (234-of-446) for 2,606 yards, 13 touchdowns and nine interceptions last season . . . ranked among MSU's Top 10 single-season leaders in pass attempts (second with 446), pass completions (fourth with 234), passing yards (seventh with 2,606) and total offense (eighth with 2,500 yards).

2013 NOTES: Has seen action in three games (Western Michigan, South Florida, Notre Dame) and started the season opener vs. WMU . . . has completed 46 percent of his passes (15-of-33) for 114 yards . . . was 4-of-9 passing for 40 yards against South Florida . . . completed 11-of-21 passes for 74 yards against the Broncos in the season opener.

MAXWELL'S CAREER HIGHS

Pass Attempts: 46, vs. Northwestern (11/17/12)
Pass Completions: 24, twice (last vs. Wisconsin, 10/27/12)
Passing Yards: 297, vs. Northwestern (11/17/12)
Passing TDs: 2, four times (last vs. Northwestern, 11/17/12)

MAXWELL'S STATISTICS

PASSING	G/GS	COMP	ATT	INT	PCT	YDS	YPG	TD	LG
2010	5/0	11	25	0	.440	123	24.6	0	34
2011	4/0	18	26	0	.692	171	42.8	1	31
2012	13/13	234	446	9	.525	2,606	200.5	13	48
2013	3/1	15	33	0	.455	114	38.0	0	26
Career	25/14	278	530	9	.525	3,014	120.6	14	48

MAXWELL'S GAME-BY-GAME STATISTICS

2013	PASSING	COMP	ATT	INT	PCT	YDS	TD	LG
Western Michigan	11	21	0	.524	74	0	26	
South Florida	4	9	0	.444	40	0	18	
Youngstown State				-DNP-				
Notre Dame	0	3	0	.000	0	0	0	
Iowa				-DNP-				
Totals	15	33	0	.455	114	0	26	



Kevin MUMA **17**

K | 6-0 | 206 | SR-5 | 3L
TROY, MICH.
TROY

CAREER NOTES: Three-year letterwinner is in his fourth year as the starting kickoff specialist.

2013 NOTES: Ranks tied for first on the team with 24 points . . . averaging 63.5 yards on kickoffs with 16 touchbacks . . . is 4-of-6 on field-goal attempts and 12-of-13 on extra-point attempts . . . averaged 64.5 yards on six kickoffs at Iowa, including five touchbacks . . . connected on two field goals (20, 22 yards) against Youngstown State . . . made both of his field-goal attempts (20 and 30 yards) in the season opener vs. Western Michigan.

CAREER HIGHS

Extra Points Made..... 7, vs. Youngstown State (9/14/13)
 Extra Points Att..... 7, vs. Youngstown State (9/14/13)
 Field Goals Made..... 2, twice (last vs. Youngstown State, 9/14/13)
 Field Goals Att..... 2, twice (last vs. Youngstown State, 9/14/13)
 Points..... 13, vs. Youngstown State, 9/14/13
 Field Goal..... 30, vs. Youngstown State, 9/14/13

MUMA'S STATISTICS

KICKOFFS	G	NO	YDS.	AVG.	TB	OB
2010	13	74	4773	64.5	13	2
2011	14	83	5401	65.1	17	1
2012	13	60	3792	63.2	29	2
2013	5	28	1777	63.5	16	0
Career	45	245	15,743	64.3	75	5

SCORING	PAT (Pct.)	FG (Pct.)	PTS	LG
2010	0-0 (.000)	0-0 (.000)	0	0
2011	0-0 (.000)	1-1 (1.000)	3	28
2012	0-0 (.000)	0-0 (.000)	0	0
2013	12-13 (.923)	4-6 (.667)	24	30
Career	12-13 (.923)	5-7 (.714)	27	30

FG BREAKDOWN	-20	20-29	30-39	40-49	50+	Total
2010	0-0	0-0	0-0	0-0	0-0	0-0
2011	0-0	1-1	0-0	0-0	0-0	1-1
2012	0-0	0-0	0-0	0-0	0-0	0-0
2013	0-0	3-4	1-2	0-0	0-0	4-6
Career	0-0	4-5	1-2	0-0	0-0	5-7

2013 GAME-BY-GAME STATISTICS

OPPONENT	PATs	FGs	LG	PTS
Western Michigan	2-3	2-2	30	8
South Florida	3-3	0-1	-	3
Youngstown State	7-7	2-2	22	13
Notre Dame	0-0	0-1	-	0
Iowa	0-0	0-0	-	0
Totals	12-13	4-6	30	24



Keith MUMPHERY **25**

WR | 6-0 | 208 | JR. | 2L
VIENNA, GA.
DOOLY COUNTY

CAREER NOTES: Fourth-year player and two-year letterwinner is in his second year as Michigan State's starting flanker . . . has 51 catches for 608 yards in 32 career games, including 15 starts . . . led the team in receptions (42) and ranked second in receiving yards (515) as a sophomore in 2012.

2013 NOTES: Has seven catches for 54 yards (7.7 avg.) . . . tied for team lead with four receptions for 24 yards in season opener vs. Western Michigan.

MUMPHERY'S CAREER HIGHS

Catches: 6, twice (last vs. Northwestern, 11/17/12)
 Receiving Yards: 79, twice (last vs. Northwestern, 11/17/12)
 TD Catches: 1, vs. Ohio State (9/29/12)

MUMPHERY'S STATISTICS

RECEIVING	G/GS	REC.	YDS.	AVG.	TD	LG	YPG
2011	14/0	2	39	19.5	0	31	2.8
2012	13/12	42	515	12.3	1	37	39.6
2013	5/3	7	54	7.7	0	18	10.8
Career	32/15	51	608	11.9	1	37	19.0

MUMPHERY'S GAME-BY-GAME STATISTICS - RECEIVING

2013 RECEIVING	NO.	YDS	TD	LG
Western Michigan	4	24	0	9
South Florida	1	18	0	18
Youngstown State	1	5	0	5
Notre Dame	1	7	0	7
Iowa	0	0	0	0
Totals	7	54	0	18



SPARTAN PLAYER UPDATES



Tyler O'CONNOR 7

QB | 6-3 | 215 | FR. | RS
LIMA, OHIO
LIMA CENTRAL CATHOLIC

CAREER/SEASON NOTES: Second-year player listed as a back-up quarterback on the depth chart . . . redshirted last season . . . has seen action in two games (South Florida, Youngstown State) . . . has completed 9-of-14 passes (.643) for 90 yards . . . was 7-of-10 passing for 68 yards in the win over Youngstown State . . . in his collegiate debut vs. South Florida, completed 2-of-4 passes for 22 yards.

O'CONNOR'S CAREER HIGHS

Pass Attempts: 10, vs. Youngstown State (9/14/13)
Pass Completions: 7, vs. Youngstown State (9/14/13)
Passing Yards: 68, vs. Youngstown State (9/14/13)

O'CONNOR'S STATISTICS

PASSING	G/GS	COMP	ATT	INT	PCT	YDS	YPG	TD	LG
2013	2/0	9	14	0	.642	90	45.0	0	18

O'CONNOR'S GAME-BY-GAME STATISTICS

2013	PASSING	COMP	ATT	INT	PCT	YDS	TD	LG
Western Michigan					-DNP-			
South Florida	2	4	0	.500	22	0	13	
Youngstown State	7	10	0	.700	68	0	18	
Notre Dame					-DNP-			
Iowa					-DNP-			
Totals	9	14	0	.643	90	0	18	



Trevon PENDLETON 37

FB | 5-11 | 248 | SO. | 1L
LUCASVILLE, OHIO
PORTSMOUTH WEST

CAREER/SEASON NOTES: Third-year player listed as the team's starting fullback . . . earned his first letter in 2012 . . . has two catches for 26 yards (13.0 avg.) . . . caught his first career pass for a 12-yard touchdown against Youngstown State.

PENDLETON'S STATISTICS

RECEIVING	G/GS	REC.	YDS.	AVG.	TD	LG	YPG
2013	5/4	2	26	13.0	1	14	5.2



Taybor PEPPER 52

SN | 6-4 | 200 | SO. | 1L
SALINE, MICH.
SALINE

CAREER/SEASON NOTES: Second-year player is on scholarship and enters his second year as the starting long snapper in 2013 . . . appeared in all 13 games as a true freshman in 2012 . . . ranked tied for first on the team in 2012 with four tackles on punt coverage.



Josiah PRICE 82

TE | 6-4 | 243 | FR. | RS
GREENTOWN, IND.
EASTERN

CAREER/SEASON NOTES: Second-year player sees time in the rotation at tight end . . . has four receptions for 32 yards (8.0 avg.) . . . caught three passes for 28 yards vs. Youngstown State.

PRICE'S CAREER HIGHS

Catches: 3, vs. Youngstown State (9/14/13)
Receiving Yards: 28, vs. Youngstown State (9/14/13)

PRICE'S STATISTICS

RECEIVING	G/GS	REC.	YDS.	AVG.	TD	LG	YPG
2013	5/0	4	32	8.0	0	13	6.4



**Micajah 60
REYNOLDS**

**DL | 6-5 | 307 | SR.-5 | 3L
LANSING, MICH.
SEXTON**



**Marcus 44
RUSH**

**DE | 6-2 | 245 | JR. | 2L
CINCINNATI, OHIO
ARCHBISHOP MOELLER**

CAREER NOTES: Fifth-year senior and three-year letterwinner is in his second season as the starting nose tackle . . . has seen action in 34 career games, both on the offensive and defensive lines . . . has started 11 career games at defensive tackle . . .made the permanent switch to defense during spring practice in 2012 . . . has 34 career tackles.

2013 NOTES: Has collected 13 tackles, including 1.5 for losses (1 yard), and three quarterback hurries . . . has started the first five games at nose tackle . . . tallied two tackles, including a 1-yard loss, at Iowa . . . registered a career-high six stops vs. Youngstown State . . . had two tackles and two QB hurries in the season opener against Western Michigan.

REYNOLDS' CAREER HIGHS

Tackles: 6, vs. Youngstown State (9/14/13)
Tackles for loss: 1, three time (last vs. Iowa, 10/5/13)
Sacks: 1, vs. Minnesota (11/24/12)

REYNOLDS' STATISTICS

	G/GS	UT	AT	TM	TFL	SACKS	INT	PBU	FR	FF
2010	4/0	0	0	0	0-0	0-0	0	0	0	0
2011	12/0	1	1	2	0-0	0-0	0	0	0	0
2012	13/6	7	12	19	2-15	1-14	0	1	0	1
2013	5/5	2	11	13	1.5-1	0-0	0	0	0	0
Career	34/11	10	24	34	3.5-16	1-14	0	1	0	1

REYNOLDS' GAME-BY-GAME STATISTICS

2013

DEFENSE	UT	AT	TM	TFL	SACKS	INT	PBU	FR	FF
Western Michigan	0	2	2	0-0	0-0	0-0	0	0	0
South Florida	1	1	2	0-0	0-0	0-0	0	0	0
Youngstown State	0	6	6	0-0	0-0	0-0	0	0	0
Notre Dame	0	1	1	0.5-0	0-0	0-0	0	0	0
Iowa	1	1	2	1-1	0-0	0-0	0	0	0
Totals	2	11	13	1.5-1	0-0	0-0	0	0	0

CAREER NOTES: Two-year letterwinner is in his third season as a starting defensive end . . . has started in 31 of his 32 career games . . . named to the Nagurski Trophy Preseason Watch List (nation's best defensive player) . . . has 107 tackles, including 21.5 for losses (90 yards) and 8.0 sacks (55 yards), in 32 career games . . . also has 12 career pass break-ups.

2013 NOTES: Has 11 tackles and is tied for the team lead with two sacks (11 yards) . . . had his streak of 31 consecutive starts snapped at Iowa . . . ranks second on the team with 10 QB hits . . . tied a career high with two sacks (11 yards) in the season opener vs. Western Michigan; had four tackles total and recorded 37 production points, including four quarterback hits, against the Broncos.

RUSH'S CAREER HIGHS

Tackles: 11, vs. Nebraska (10/29/11)
Tackles for loss: 2.5, vs. Nebraska (10/29/11)
Sacks: 2.0, twice (last vs. Western Michigan, 9/14/13)
Pass Break-ups: 1, 12 times (last vs. Iowa, 10/5/13)

RUSH'S STATISTICS

	G/GS	UT	AT	TM	TFL	SACKS	INT	PBU	FR	FF
2011	14/14	31	27	58	12-45	4-23	0-0	5	0	1
2012	13/13	19	19	38	7.5-34	2-21	0-0	5	0	1
2013	5/4	4	7	11	2-11	2-11	0-0	2	0	0
Career	32/31	54	53	107	21.5-90	8-55	0-0	12	0	2

RUSH'S GAME-BY-GAME STATISTICS

2013

DEFENSE	UT	AT	TM	TFL	SACKS	INT	PBU	FR	FF
Western Michigan	2	2	4	2-11	2-11	0-0	1	0	0
South Florida	0	1	1	0-0	0-0	0-0	0	0	0
Youngstown State	1	1	2	0-0	0-0	0-0	0	0	0
Notre Dame	0	3	3	0-0	0-0	0-0	0	0	0
Iowa	1	0	1	0-0	0-0	0-0	1	0	0
Totals	4	7	11	2-11	2-11	0-0	2	0	0



SPARTAN PLAYER UPDATES



Mike SADLER 3

**P | 6-0 | 192 | JR. | 2L
GRAND RAPIDS, MICH.
FOREST HILLS NORTHERN**

CAREER NOTES: Two-year letterwinner is in his third season as Michigan State's starting punter in 2013 . . . preseason third-team All-America selection by Athlon Sports . . . named to Ray Guy Award (nation's top punter) and College Football Performance Awards Punter of the Year Trophy Watch Lists . . . has a career average of 42.3 yards per punt, which is currently sixth best in MSU history . . . has placed 41 percent of his career punts inside the 20 (70-of-170) and 22 percent inside the 10 (37-of-170) . . . first-team All-Big Ten pick by the coaches as a sophomore in 2012 after leading the conference and ranking 21st in the FBS, averaging 43.3 yards per punt . . . in addition, ranked second in the Big Ten in 2012 with 31 punts downed inside the 20 and had 19 punts of 50-plus yards, which ranked first in the Big Ten . . . two-time Academic All-America selection achieved near perfection in the academic arena, maintaining a 3.9 GPA while graduating with a major in applied engineering sciences in May 2013; currently pursuing his Ph.D in economics.

2013 NOTES: Ranks fourth in the Big Ten in punting with his 41.7 yard average . . . has placed 47 percent of his punts (14-of-30) inside the 20 and 30 percent inside the 10 (9-of-30) . . . also has five punts downed inside the 5, including two at the 1-yard line . . . averaged 44.4 yards on five punts at Iowa, including two inside the 20 and a 51-yarder averaged 41.4 yards per punt at No. 22 Notre Dame, including a 54-yarder and one downed inside the 20 . . . downed four of his seven punts inside the 20 against South Florida; totaled seven punts for 319 yards (45.6 avg.) . . . placed a career-high six punts inside the 20 in the season opener vs. Western Michigan and tied his career high with 11 punts (38.5 avg; 423 yards).

SADLER'S CAREER HIGHS

Punts: 11, twice (last vs. Western Michigan, 8/30/13)
Punting Yards: 481, vs. TCU (12/29/12)
Punting Avg. (Min. 4): 55.4, vs. Ohio State (9/29/12)
Punts Inside 20: 6, vs. Western Michigan, 8/30/13
Longest Punt: 70, vs. Ohio State (9/29/12)

SADLER'S STATISTICS

PUNTING	G	NO.	YDS.	AVG.	LG	I20	I10	+50
2011	14	61	2509	41.1	57	25	11	6
2012	13	79	3422	43.3	70	31	17	19
2013	5	30	1252	41.7	54	14	9	3
Career	32	170	7183	42.3	70	70	37	28

SADLER'S GAME-BY-GAME STATISTICS

2013								
PUNTING	NO.	YDS	AVG	LG	I20	I10	I5	
Western Michigan	11	423	38.5	48	6	3	1	
South Florida	7	319	45.6	54	4	4	3	
Youngstown State	2	81	40.5	42	1	1	1	
Notre Dame	5	207	41.4	54	1	0	0	
Iowa	5	222	44.4	51	2	1	0	
Totals	30	1252	44.4	54	14	9	5	



R.J. SHELTON 12

**WR | 5-11 | 204 | FR. | HS
BEAVER DAM, WIS.
BEAVER DAM**

CAREER/SEASON NOTES: True freshman made the position change from running back to wide receiver during preseason camp . . . has seen action in four games (Youngstown State, South Florida, Notre Dame, Iowa) . . . listed as the team's starting kick returner on the depth chart . . . has three rushes for 25 yards (8.3 avg.) . . . registered an 18-yard rush in his only attempt against Youngstown State . . . had two carries for 7 yards in collegiate debut vs. South Florida.

SHELTON'S CAREER HIGHS

Carries: 2, vs. South Florida (9/7/13)
Rushing Yards: 18, vs. Youngstown State (9/14/13)

SHELTON'S STATISTICS

RUSHING	G/GS	ATT	YDS.	AVG.	TD	LG	YPG
2013	4/0	3	25	8.3	0	18	6.2



Andre SIMS JR. 21

**WR | 5-9 | 185 | SO. | 1L
SNELLVILLE, GA.
BROOKWOOD**

CAREER NOTES: Third-year player will see time at flanker and punt returner . . . has five catches for 56 yards (11.2 avg.) and one touchdown in 18 career games . . . has collected 213 punt return yards on 25 returns (8.3 avg.).

2013 NOTES: Leads team and ranks sixth in the Big Ten in punt returns (121 yards on 14 returns; 8.6 avg.) . . . had a 20-yard reception at Iowa . . . recorded his first career touchdown on a 13-yard pass from Connor Cook in the first quarter vs. Youngstown State.

SIMS' STATISTICS

RECEIVING	G/GS	REC.	YDS.	AVG.	TD	LG	YPG
2012	13/0	3	23	7.7	0	15	1.8
2013	5/0	2	33	16.5	1	20	6.6
Career	18/0	5	56	11.2	1	20	3.1

PUNT RETURNS

	ATT	YDS.	AVG.	TD	LG
2012	11	92	8.4	0	44
2013	14	121	8.6	0	33
Career	25	213	8.5	0	44



Blake **64**
TREADWELL

OG | 6-3 | 304 | SR-5 | 4L
EAST LANSING, MICH.
EAST LANSING

CAREER/SEASON NOTES: Four-year letterwinner is in his third year as a starter on the offensive line . . . has started the first five games at left guard . . . has played in 35 career games, including 15 starts on the offensive line (2011-13) and six on the defensive line (2009-10) . . . elected a co-captain by his teammates . . . ranks second on the team with 23 knockdowns . . . selected Spartan Offensive Lineman of the Week three times in the first five games (Western Michigan, South Florida, Iowa) . . . recorded five knockdowns at No. 22 Notre Dame . . . named Spartan Offensive Lineman of the Week vs. South Florida . . . played 82 snaps in the 2013 season opener vs. Western Michigan and produced 7.5 knockdowns, including a career-best five dominators, and was named Spartan Offensive Lineman of the Week . . . started the first three games of 2011 at center to receive a letter, but missed the remainder of the season with a knee injury and took a medical redshirt year . . . had 27 tackles (8 solo, 19 assists) while playing along the defensive line.



Delton **22**
WILLIAMS

RB | 6-1 | 220 | FR. | HS
ERIE, PA.
CATHEDRAL PREP

CAREER/SEASON NOTES: True freshman made his collegiate debut at Iowa . . . rushed for 32 yards on nine carries, all in the second half, against the Hawkeyes . . . accounted for nearly 2,000 all-purpose yards and 29 touchdowns as a senior at Erie Cathedral Prep in helping lead the Ramblers to a perfect 15-0 season and a No. 17 national ranking . . . rushed 88 times for 697 yards (7.9 avg.) and 13 TDs in 2012 . . . also had a school-record 59 receptions for 838 yards and 11 scores.

WILLIAMS' CAREER HIGHS

Carries: 9, vs. Iowa (10/5/13)
Rushing Yards: 32, vs. Iowa (10/5/13)

WILLIAMS' STATISTICS

RUSHING	G/GS	ATT	YDS.	AVG.	TD	LG	YPG
2013	1/0	9	32	3.6	0	11	32.0



Trae **15**
WAYNES

CB | 6-1 | 185 | SO. | 1L
KENOSHA, WIS.
BRADFORD

CAREER NOTES: Third-year player is in his first year as the starting field cornerback . . . has 20 tackles in 14 career games . . . played a majority of snaps at cornerback in the 2012 Buffalo Wild Wings Bowl against TCU and tallied a career-high three tackles; was also credited with a half sack (1 yard) against the Horned Frogs

2013 NOTES: Has started the first five games at field cornerback . . . has collected 15 tackles . . . tallied a career-high six tackles at Iowa . . . posted four stops at No. 22 Notre Dame.

WAYNES' CAREER HIGHS

Tackles: 6, vs. Iowa (10/5/13)
Tackles for loss: 0.5, vs. TCU (12/28/12)
Sacks: 0.5, vs. TCU (12/28/12)

WAYNES' STATISTICS

	G/GS	UT	AT	TM	TFL	SACKS	INT	PBU	FR	FF
2012	9/0	2	3	5	0.5-1	0.5-1	0	0	0	0
2013	5/5	11	4	15	0-0	0-0	0	2	0	0
Career	14/5	13	7	20	0.5-1	0.5-1	0	2	0	0

WAYNES' GAME-BY-GAME STATISTICS

2013	DEFENSE	UT	AT	TM	TFL	SACKS	INT	PBU	FR	FF
Western Michigan		0	0	0	0-0	0-0	0-0	1	0	0
South Florida		2	1	3	0-0	0-0	0-0	0	0	0
Youngstown State		1	1	2	0-0	0-0	0-0	1	0	0
Notre Dame		4	0	4	0-0	0-0	0-0	0	0	0
Iowa		4	2	6	0-0	0-0	0-0	0	0	0
Totals		11	4	15	0-0	0-0	0-0	2	0	0



RJ **26**
WILLIAMSON

S | 6-0 | 212 | SO. | 1L
DAYTON, OHIO
DUNBAR

CAREER NOTES: Third-year player is listed as a back-up strong safety on the depth chart . . . has 49 tackles and seven passes defended (two interceptions, five pass break-ups) in 16 career games.

2013 NOTES: Ranks fourth on the team with 22 tackles . . . has two starts (Youngstown State, Notre Dame) . . . tallied a career-high 10 tackles at No. 22 Notre Dame . . . collected six tackles and a pass break-up in his first career start against Youngstown State . . . posted three stops, including a 3-yard loss, in the season opener vs. Western Michigan.

WILLIAMSON'S CAREER HIGHS

Tackles: 10, vs. Notre Dame (9/21/13)
Tackles for loss: 1.0, twice (last vs. Western Michigan, 8/30/13)
Interceptions: 1, twice (last vs. Minnesota, 11/24/12)
Pass Break-ups: 1, five times (last vs. Youngstown State, 9/14/13)

WILLIAMSON'S STATISTICS

	G/GS	UT	AT	TM	TFL	SACKS	INT	PBU	FR	FF
2012	11/0	19	8	27	1-1	0-0	2-21	4	1-0	1
2013	5/2	5	17	22	1-3	0-0	0-0	1	0	0
Career	16/2	24	25	49	2-4	0-0	2-21	5	1-0	0

WILLIAMSON'S GAME-BY-GAME STATISTICS

2013	DEFENSE	UT	AT	TM	TFL	SACKS	INT	PBU	FR	FF
Western Michigan		2	2	4	1-3	0-0	0-0	0	0	0
South Florida		0	1	1	0-0	0-0	0-0	0	0	0
Youngstown State		2	4	6	0-0	0-0	0-0	1	0	0
Notre Dame		1	9	10	0-0	0-0	0-0	0	0	0
Iowa		0	1	1	0-0	0-0	0-0	0	0	0
Totals		5	17	22	1-3	0-0	0-0	1	0	0



2013 GAME RECAPS

GAME 1 • MICHIGAN STATE 26, WESTERN MICHIGAN 13

Game 1 | Michigan State 26, Western Michigan 13
Aug. 30, 2013 • East Lansing, Mich.
Spartan Stadium • Att: 71,214

SCORE BY QUARTERS	1	2	3	4	F
Western Michigan (0-1)	0	7	0	6	- 13
Michigan State (1-0)	7	6	6	7	- 26

WHAT HAPPENED

• Michigan State's defense held Western Michigan to 193 yards of total offense and forced four turnovers, including two defensive touchdowns, in the 26-13 season-opening win.

KEY STAT

• Michigan State limited Western Michigan to 11 yards rushing on 27 attempts.

KEY PLAY

• On third-and-11 from the WMU 20-yard line midway through the first quarter, Jairus Jones recorded his first career interception and lateraled the ball to Kurtis Drummond, who ran it in 21 yards for a touchdown.

QUOTABLE

"The thing to talk about here is the defense - I thought they played extremely well. We need to dwell on those positives and build on them. We need to always play to our strengths, period. I'll go back to what I said, the name of the game is to win. We've got to do this collectively, together. Am I totally happy, no, but I'll go home with a win."
- MSU head coach Mark Dantonio

KEY NOTE

• Michigan State extended its winning streak in home openers to 15.

RECAP

EAST LANSING, Mich. (AP) - Jeremy Langford's 2-yard touchdown run late in the first half broke a tie and he finished with a career-high 94 yards rushing, helping Michigan State beat Western Michigan 26-13. The Spartans scored two touchdowns on defense. Jairus Jones had two interceptions, the first of which turned into a score with his lateral to Kurtis Drummond, whose 21-yard return was the game's first score midway through the first quarter. The Broncos tied the game with 6:14 left in the second quarter, but couldn't do enough on offense to keep the game close in coach P.J. Fleck's debut with the Mid-American Conference team. Langford's go-ahead TD was followed up by two field goals in the third quarter and Shilique Calhoun's fumble return with 9:02 left to play that made it 26-7.

SCORING SUMMARY

FIRST QUARTER

MSU (7-0) Drummond 21-yard interception return (Muma kick), 6:27 left

SECOND QUARTER

WMU (7-7) Mussman 14-yard pass from Terrell (Haldeman kick), 6:14 left
Drive: 4 plays, 59 yards, 1:29

MSU (13-7) Langford 2-yard run (Muma kick failed), 0:22 left
Drive: 7 plays, 69 yards, 1:46

THIRD QUARTER

MSU (16-7) Muma 20-yard field goal, 4:45 left
Drive: 9 plays, 28 yards, 3:40

MSU (19-7) Muma 30-yard field goal, 0:06 left
Drive: 4 plays, -1 yard, 0:58

FOURTH QUARTER

MSU (26-7) Calhoun 16-yard fumble recovery (Muma kick), 9:02 left

WMU (13-26) Davis 14-yard pass from Terrell (Terrell pass failed), 1:51 left
Drive: 8 plays, 56 yards, 1:16

TEAM STATISTICS

	WMU	MSU
First Downs	14	17
Rushes-Yards	27-11	42-181
Passing Yards	193	116
Passes	18-48-3	17-37-0
Total Offense	204	297
Punts-Avg.	11-45.1	11-38.5
Fumbles-Lost	1-1	1-1
Penalties-Yards	7-65	6-75
Possession Time	26:46	33:14

INDIVIDUAL STATISTICS

RUSHING (CARRIES-YARDS)

WMU: Fields 12-24, Chance 5-9, Van Tubbergen 2-(-1), Team 1-(-2), Terrell 7-(-19); **MSU:** Langford 20-94, Cook 4-35, Hill 7-33, R. Bullough 5-12, Maxwell 2-5, Mumphery 1-3, Lippett 1-3, Team 2-(-4).

PASSING (C-A-I-YARDS-TD)

WMU: Terrell 12-28-1-120-2; Van Tubbergen 6-20-2-73-0; **MSU:** Maxwell 11-21-0-74-0, Cook 6-16-0-42-0.

RECEIVING (RECEPTIONS-YARDS)

WMU: Davis 8-96, Keith 3-55, Chance 3-7, Mussman 2-26, Bynes 1-6, Boyden 1-3; **MSU:** Mumphery 4-24, Burbridge 4-16, Fowler 3-34, Langford 2-7, Kings 1-14, Gleichert 1-7, Arnett 1-7, R. Bullough 1-7.

TACKLES-TOP FIVE (TOTAL-SOLO-ASSISTS)

WMU: Celiscar 11 (6-5), Lark 9 (4-5), Currie 8 (5-3), Jones 8 (3-5), Atkins 7 (3-4); **MSU:** M. Bullough 9 (3-6), T. Jones 6 (1-5), D. Allen 5 (3-2), Four with 4.



Kurtis Drummond celebrates with his teammates in the end zone following his 21-yard return for a touchdown in the first quarter.



GAME 2 • MICHIGAN STATE 21, SOUTH FLORIDA 6

Game 2 | Michigan State 21, South Florida 6

Sept. 7, 2013 • East Lansing, Mich.

Spartan Stadium • Att: 70,401

SCORE BY QUARTERS	1	2	3	4	F
South Florida (0-2)	0	6	0	0	- 6
Michigan State (2-0)	0	7	7	7	- 21

WHAT HAPPENED

• For the second consecutive game, Michigan State's defense dominated its opponent, scoring two touchdowns and limiting South Florida to just 155 yards of total offense, including only 66 passing yards.

KEY STAT

• Michigan State forced USF to eight three-and-out possessions and limited the Bulls to just 2.5 yards per offensive play.

KEY PLAY

• With MSU leading 7-6 midway through the third quarter and South Florida driving in Spartan territory on second-and-15 from the MSU 39, Denicos Allen hit USF quarterback Bobby Eveld as he was throwing, forcing the ball up in the air; Shilique Calhoun picked off the pass for his first career interception, and ran it back 56 yards for the touchdown, giving MSU a 14-6 advantage.

QUOTABLE

"Through camp we discussed being able to score on defense. Even if our offense is good, even if they are doing great, we just wanted to make that another aspect of our game to be able to score on defense. Being able to create touchdowns, we were very excited for the challenge and we were looking forward to it. To see it all play out after all that practice is mind blowing; it is a great feeling definitely."

- MSU defensive end Shilique Calhoun, after scoring two TDs vs. USF

KEY NOTE

• Shilique Calhoun became the first Spartan defensive player to score three touchdowns in one season since T.J. Turner in 1999.

RECAP

EAST LANSING, Mich. (AP) - Shilique Calhoun scored on a fumble return and an interception return, enabling Michigan State to a 21-6 victory over South Florida. The Spartans rotated Connor Cook, Tyler O'Connor and Andrew Maxwell at quarterback, but their offense contributed only one touchdown. USF quarterback Bobby Eveld was 6 of 25 for 66 yards with a fumble and an interception. Michigan State's offense finally scored in the fourth quarter when Jeremy Langford ran 2 yards for a touchdown. That drive was only 33 yards after a short South Florida punt.



Shilique Calhoun returned an interception 56 yards for a touchdown in the third quarter to give MSU a 14-6 lead over South Florida. Calhoun scored two TDs vs. USF.

SCORING SUMMARY

SECOND QUARTER

MSU (7-0)	Calhoun 4-yard fumble recovery (Muma kick), 9:30 left
USF (3-7)	Kloss 49-yard field goal, 2:06 left Drive: 12 plays, 44 yards, 7:24
USF (6-7)	Kloss 21-yard field goal, 0:03 left Drive: 4 plays, 20 yards, 0:26

THIRD QUARTER

MSU (14-7)	Calhoun 56-yard interception return (Muma kick), 6:51 left
------------	--

FOURTH QUARTER

MSU (21-6)	Langford 2-yard run (Muma kick), 10:12 left Drive: 9 plays, 33 yards, 4:34
------------	---

TEAM STATISTICS

	USF	MSU
First Downs	12	16
Rushes-Yards	35-89	38-171
Passing Yards	66	94
Passes	6-26-1	12-24-0
Total Offense	155	265
Punts-Avg.	9-40.1	7-45.6
Fumbles-Lost	1-1	2-2
Penalties-Yards	8-55	9-94
Possession Time	28:31	30:39

INDIVIDUAL STATISTICS

RUSHING (CARRIES-YARDS)

USF: Shaw 23-94, Pierre 5-15, Bench 1-4, Eppes 1-1, Eveld 5-(-27); MSU: Hill 9-63, Langford 9-38, Bullough 6-36, Burbridge 1-21, Cook 9-10, Shelton 2-7, O'Connor 2-(-4).

PASSING (C-A-I-YARDS-TD)

USF: Eveld 6-25-1-66-0, Bench 0-1-0-0-0; MSU: Cook 6-11-0-32-0, Maxwell 4-9-0-40-0, O'Connor 2-4-0-22-0.

RECEIVING (RECEPTIONS-YARDS)

USF: Davis 2-41, Hopkins 2-14, Eppes 2-11; MSU: Langford 5-21, Kings 3-24, Burbridge 1-20, Mumphery 1-18, Hill 1-10, Bullough 1-1.

TACKLES-TOP FIVE (TOTAL-SOLO-ASSISTS)

USF: Lattimore 15 (10-5), Cliett 7 (6-1), Mims 7 (3-4), Joyce 6 (2-4), Three with 4; MSU: Drummond 9 (4-5), Allen 8 (3-5), Lewis 7 (3-4), Drone 5 (1-4), Dennard 5 (0-5).



2013 GAME RECAPS

GAME 3 • MICHIGAN STATE 55, YOUNGSTOWN STATE 17

Game 3 | Michigan State 55, Youngstown State 17
Sept. 14, 2013 • East Lansing, Mich.
Spartan Stadium • Att: 71,626

WHAT HAPPENED

• Michigan State equaled the most points its scored under head coach Mark Dantonio with 55 as the Spartans totaled a season-high 547 yards of total offense in the 55-17 victory over Youngstown State.

KEY STAT

• The Spartans collected 547 yards of total offense - the fifth most under head coach Mark Dantonio - in their best offensive effort since racking up 602 yards of total offense vs. Western Michigan in 2009.

KEY PLAY

• With MSU leading 28-10 late in the second quarter, senior wide receiver Bennie Fowler all but iced the game with a 17-yard touchdown reception from Connor Cook with 1:50 left in the first half to put MSU up 35-10. It marked Connor Cook's fourth TD of the first half.

QUOTABLE

"I thought today we obviously got great play from our offense. The most impressive thing to me was that we made those 50-50 catches - those catches that are difficult to make. We made them in crowds with people hanging on you. I thought (Connor) Cook played well. He ran the ball effectively and controlled things. I thought he threw the ball really well."
- MSU head coach Mark Dantonio

KEY NOTE

• Connor Cook tied a Michigan State record with four first-half touchdown passes. The four TDs overall tied for second most by a Spartan quarterback.

RECAP

EAST LANSING, Mich. (AP) - Connor Cook threw four touchdown passes in the first half, and the Michigan State offense finally looked smooth in a 55-17 victory over Youngstown State. Cook went 15 of 22 for 202 yards before being replaced by Tyler O'Connor early in the third quarter. Michigan State needed one of its quarterbacks to show progress after the defense accounted for four of the team's six touchdowns in the first two games. Cook started and led Michigan State to a 35-10 halftime lead.



Connor Cook tied a Michigan State record with four first-half touchdown passes in the Spartans' 55-17 win over Youngstown State.

SCORE BY QUARTERS	1	2	3	4	F
Youngstown State (2-1)	3	7	7	0	- 17
Michigan State (3-0)	21	14	14	6	- 55

SCORING SUMMARY

FIRST QUARTER

MSU (7-0)	Langford 3-yard run (Muma kick), 11:49 left Drive: 5 plays, 24 yards, 2:09
YSU (3-7)	Cejudo 34-yard field goal, 8:38 left Drive: 8 plays, 58 yards, 3:11
MSU (14-3)	Sims 13-yard pass from Cook (Muma kick), 6:23 left Drive: 6 plays, 76 yards, 2:09
MSU (21-3)	Pendleton 12-yard pass from Cook (Muma kick), 1:11 left Drive: 11 plays, 73 yards, 4:45

SECOND QUARTER

YSU (10-21)	Ruiz 5-yard run (Cejudo kick), 4:57 left Drive: 5 plays, 33 yards, 2:46
MSU (28-10)	Kings 24-yard pass from Cook (Muma kick), 3:24 left Drive: 1 play, 24 yards, 0:06
MSU (35-10)	Fowler 17-yard pass from Cook (Muma kick), 1:50 left Drive: 5 plays, 70 yards, 0:44

THIRD QUARTER

MSU (42-10)	Hill 35-yard run (Muma kick), 12:12 left Drive: 6 plays, 75 yards, 2:48
MSU (49-10)	Langford 2-yard run (Muma kick), 3:58 left Drive: 11 plays, 59 yards, 6:31
YSU (17-49)	Ruiz 34-yard pass from Hess (Cejudo kick), 1:36 left Drive: 5 plays, 46 yards, 2:12

FOURTH QUARTER

MSU (52-17)	Muma 20-yard field goal, 7:37 left Drive: 16 plays, 77 yards, 8:58
MSU (55-17)	Muma 22-yard field goal, 5:22 left Drive: 4 plays, 7 yards, 2:11

TEAM STATISTICS

	YSU	MSU
First Downs	8	30
Rushes-Yards	20-51	49-277
Passing Yards	121	270
Passes	11-27-0	22-32-0
Total Offense	172	547
Punts-Avg.	7-50.9	2-40.5
Fumbles-Lost	3-2	2-1
Penalties-Yards	5-35	2-19
Possession Time	20:51	39:09

INDIVIDUAL STATISTICS

RUSHING (CARRIES-YARDS)

YSU: Ruiz 11-36, Stubbs 2-8, Pace 3-5, Hess 3-3, Webb 1-(-1); MSU: Hill 9-83, Langford 15-68, Bullough 10-34, Cook 2-25, Shelton 1-18, O'Connor 4-18, Fowler 1-17, Tompkins 6-16, Team 1-(-2).

PASSING (C-A-I-YARDS-TD)

YSU: Hess 11-27-0-121-1; MSU: Cook 15-22-0-202-4, O'Connor 7-10-0-68-0.

RECEIVING (RECEPTIONS-YARDS)

YSU: Ruiz 4-57, Stubbs 3-47, Wheary 1-7, Williams 1-6, Adams 1-3, Watts 1-1; MSU: Kings 4-61, Lippett 4-41, Burbridge 3-44, Price 3-28, Fowler 2-39, Lyles 2-19, Sims 1-13, Pendleton 1-12, Macksood 1-8, Mumphery 1-5.

TACKLES-TOP FIVE (TOTAL-SOLO-ASSISTS)

YSU: Childs 11 (8-3), D'Alesio 7 (3-4), Williams 7 (2-5), Moore 6 (5-1), two with 5; MSU: J. Jones 7 (2-5), Williamson 6 (2-4), Reynolds 6 (0-6), Drummond 4 (2-2), Hoover 3 (0-3).



GAME 4 • NO. 22/21 NOTRE DAME 17, RV/NO. 24 MICHIGAN STATE 13

Game 4 | Notre Dame 17, Michigan State 13
 Sept. 21, 2013 • Notre Dame, Ind.
 Notre Dame Stadium • Att: 80,795

SCORE BY QUARTERS	1	2	3	4	F
Michigan State (3-1)	0	7	3	3	- 13
Notre Dame (3-1)	3	7	0	7	- 17

WHAT HAPPENED

• Although being outgained and outrushed, Notre Dame held off Michigan State, 17-13, to record its third consecutive win in the series.

KEY STAT

• Michigan State, which entered the game No. 1 in the FBS in total defense, allowed just 224 total yards of offense to the Irish, the fewest in the Brian Kelly era at Notre Dame; it was the fewest total yards by Notre Dame since it had just 91 in a loss to USC on Nov. 29, 2008.

KEY PLAY

• With the score tied at 10, Notre Dame faced a third-and-10 from the MSU 22 yardline on the first play of the fourth quarter. The Spartans were flagged for their fourth pass interference of the game on the play, setting up first-and-goal for UND. Two plays later, Cam McDaniel scored on a 7-yard TD run to put Notre Dame up for good, 17-10.

QUOTABLE

"Great football game, first of all. I thought very well played football game in terms of intensity and enthusiasm. As far as Michigan State is concerned, get down in the red zone, you've got to score touchdowns. Fact of the matter is they did not turn the ball over and we had to come up with turnovers. We ran the ball effectively. Had our opportunities in the red zone. Kicked a couple field goals, missed one. You've got to score touchdowns in those situations."

- MSU head coach Mark Dantonio

KEY NOTE

• Ten of the last 10 meetings between Michigan State and Notre Dame have been decided by seven points or less.

RECAP

NOTRE DAME, Ind. (AP) - Notre Dame took advantage of a trick play that backfired, as well as four pass interference calls and a holding penalty that kept drives alive, to defeat Michigan State for the third straight time. The mistakes led to all of Notre Dame's points in the 17-13 victory, including two on the game-winning drive after a pass by Michigan State receiver R.J. Shelton led to an interception by safety Matthias Farley, setting up the go-ahead touchdown.



Michigan State's defense limited Notre Dame to just 224 yards of total offense, the fewest in the Brian Kelly era.

SCORING SUMMARY

FIRST QUARTER

UND (3-0) Brindza 41-yard field goal, 3:48 left
 Drive: 7 plays, 57 yards, 3:30

SECOND QUARTER

MSU (7-3) Kings 12-yard pass Cook (Geiger kick), 7:43 left
 Drive: 14 plays, 79 yards, 5:46

UND (10-7) Jones 2-yard pass from Rees (Brindza kick), 0:17 left
 Drive: 9 plays, 50 yards, 2:43

THIRD QUARTER

MSU (10-10) Geiger 25-yard field goal, 6:21 left
 Drive: 15 plays, 75 yards, 8:39

FOURTH QUARTER

UND (17-10) McDaniel 7-yard run (Brindza kick), 14:44 left
 Drive: 5 plays, 52 yards, 2:22

MSU (13-17) Geiger 42-yard field goal, 6:21 left
 Drive: 10 plays, 51 yards, 4:04

TEAM STATISTICS

	MSU	UND
First Downs	19	14
Rushes-Yards	35-119	32-82
Passing Yards	135	142
Passes	16-36-1	14-34-0
Total Offense	254	224
Punts-Avg.	5-41.4	6-39.2
Fumbles-Lost	0-0	0-0
Penalties-Yards	10-115	8-86
Possession Time	30:38	29:22

INDIVIDUAL STATISTICS

RUSHING (CARRIES-YARDS)

MSU: Langford 14-68, Hill 13-34, Maxwell 1-8, Fowler 1-6, Cook 4-4, Bullough 1-1, Team 1-(-2); UND: McDaniel 16-44, Atkinson 6-23, Folston 4-12, Carlisle 3-9, Team 3-(-6).

PASSING (C-A-I-YARDS-TD)

MSU: Cook 16-32-0-135-1, Maxwell 0-3-0-0-0, Shelton 0-1-1-0-0; UND: Rees 14-34-0-142-1.

RECEIVING (RECEPTIONS-YARDS)

MSU: Kings 5-37, Burbridge 4-20, Fowler 3-39, Lyles 1-16, Langford 1-12, Mumphery 1-7, Price 1-4; UND: Robinson 3-54, Daniels 3-6, Atkinson 2-17, Jones 2-15, Fuller 1-37, Smith 1-9, Niklas 1-7, Prorise 1-(-3).

TACKLES-TOP FIVE (TOTAL-SOLO-ASSISTS)

MSU: Williamson 10 (1-9), Allen 9 (4-5), Drummond 7 (4-3), Bullough 7 (3-4), Two with five; UND: Calabrese 8 (3-5), Grace 8 (0-8), Jackson 7 (3-4), Tuitt 6 (3-3), Nix 6 (1-5).



2013 GAME RECAPS

GAME 5 • MICHIGAN STATE 26, IOWA 14

Game 5 | Michigan State 26, Iowa 14
Oct. 5, 2013 • Iowa City, Iowa
Kinnick Stadium • Att: 69,025

SCORE BY QUARTERS	1	2	3	4	F
Michigan State (4-1, 1-0)	0	10	10	6	- 26
Iowa (4-2, 0-1)	0	14	0	0	- 14

WHAT HAPPENED

• Down 14-10 at halftime, Michigan State rallied in the second half, outscoring Iowa 16-0 in the final two quarters to win its Big Ten opener, 26-14.

KEY STAT

• On 14 Iowa possessions, MSU's defense forced 10 three-and-outs (three-and-out: either holding an opponent without a first down within three plays on a new series or forcing a turnover in the first three plays). The Hawkeyes were held to just 23 yards rushing.

KEY PLAY

• On Michigan State's first drive of the third quarter, trailing 14-10, Connor Cook threw a 37-yard touchdown pass to Bennie Fowler that put the Spartans ahead for good.

QUOTABLE

"We've been thinking about our last game, how to strengthen ourselves, re-evaluating ourselves as a football team and we came out and played. We kept talking about how you're going to have adversity here and basically have to just flood the gates. We were tough to run the ball against, maybe that was an understatement, and we came up with two big turnovers at the right times. Just a solid team win."

- MSU head coach Mark Dantonio

KEY NOTE

• Michigan State's 26-14 win over Iowa gave the Spartans back-to-back victories in Iowa City for the first time since 1987 and 1989. MSU snapped a seven-game losing streak in Iowa City with a 37-21 victory in 2011.

RECAP

IOWA CITY, Iowa (AP) - Connor Cook threw for a career-high 277 yards and two touchdowns and Michigan State opened Big Ten play with a 26-14 win over Iowa. Darqueze Dennard had a pair of interceptions for the Spartans, who held the Hawkeyes scoreless in the second half. Freshman Michael Geiger added three field goals in the second half for the Spartans. Mark Weisman ran for just nine yards on seven carries for the Hawkeyes, who lost for the first time since its season opener. Michigan State was again led by its standout defense. But the Spartans also came up huge on special teams. Up 6 early in the fourth quarter, Michigan State pulled off a crucial fake punt. Mike Sadler ran for 25 yards, setting up a 49-yard field goal by Geiger that put the Spartans up 23-14 with 13:28 left. Jake Rudock threw for 241 yards and two touchdowns for the Hawkeyes. But Dennard picked him off twice, including an interception with 5:09 left that largely ended the suspense.



Darqueze Dennard was named the Big Ten Defensive Player of the Week after tying his career high with two interceptions and collecting a career-best eight tackles in the win at Iowa.

SCORING SUMMARY

SECOND QUARTER

- MSU (3-0) Geiger 27-yard field goal, 11:44 left
Drive: 12 plays, 48 yards, 5:23
- MSU (10-0) Kings 46-yard pass from Cook (Geiger kick), 6:18 left
Drive: 7 plays, 75 yards, 3:13
- IOWA (7-10) Bullock 47-yard pass from Rudock (Meyer kick), 4:19 left
Drive: 6 plays, 75 yards, 1:59
- IOWA (14-10) Fiedorowicz 10-yard pass from Rudock (Meyer kick), 1:10 left
Drive: 6 plays, 65 yards, 2:04

THIRD QUARTER

- MSU (17-14) Fowler 37-yard pass from Cook (Geiger kick), 11:55 left
Drive: 7 plays, 75 yards, 3:05
- MSU (20-14) Geiger 35-yard field goal, 2:38 left
Drive: 4 plays, 8 yards, 1:37

FOURTH QUARTER

- MSU (23-14) Geiger 49-yard field goal, 13:28 left
Drive: 8 plays, 34 yards, 2:56
- MSU (26-14) Geiger 40-yard field goal, 5:25 left
Drive: 12 plays, 45 yards, 5:49

TEAM STATISTICS

	MSU	IOWA
First Downs	20	13
Rushes-Yards	37-135	16-23
Passing Yards	277	241
Passes	25-44-1	26-46-2
Total Offense	412	264
Punts-Avg.	5-44.4	8-44.2
Fumbles-Lost	0-0	0-0
Penalties-Yards	8-70	3-34
Possession Time	37:13	22:47

INDIVIDUAL STATISTICS

RUSHING (CARRIES-YARDS)

MSU: Langford 14-43, D. Williams 9-32, Sadler 1-25, Cook 6-21, Burbridge 1-11, Hill 4-6, Team 2-(-3); IOWA: Rudock 3-11, Weisman 7-9, Bullock 4-6, Team 1-(-1), Cotton 1-(-2).

PASSING (C-A-I-YARDS-TD)

MSU: Cook 25-44-1-277-2; IOWA: Rudock 26-46-2.

RECEIVING (RECEPTIONS-YARDS)

MSU: Fowler 9-92, Kings 5-94, Burbridge 3-22, Lippett 2-29, Langford 2-1, Sims 1-20, Pendleton 1-14, R. Bullough 1-3, Hill 1-2; IOWA: T. Smith 6-59, Bullock 5-71, VandeBerg 4-36, Fiedorowicz 3-21, Powell 2-19, McCarron 2-11, Weisman 1-8, Hamilton 1-6, Duzey 1-5, Shumpert 1-5.

TACKLES-TOP FIVE (TOTAL-SOLO-ASSISTS)

MSU: Dennard 8 (3-5), T. Jones 6 (5-1), Wayne 6 (4-2), Drummond 6 (3-3), M. Bullough 6 (0-6); IOWA: Morris 12 (6-6), Hitchens 12 (4-8), King 11 (7-4), Lowdermilk 9 (3-6), Lowery 8 (7-1).



2013 SPARTAN FOOTBALL GAME NOTES

THE LAST TIME...

OFFENSE

100-YARD RUSHING GAME

Spartans: Le'Veon Bell, 145 yards vs. TCU, Dec. 29, 2012 (MSU 17-16)
Opponent: Taylor Martinez, Nebraska, 205 yards, Nov. 3, 2012 (NEB 28-24)

150-YARD RUSHING GAME

Spartans: Le'Veon Bell, 188 yards vs. Nebraska, Nov. 3, 2012 (NEB 28-24)
Opponent: Taylor Martinez, Nebraska, 205 yards, Nov. 3, 2012 (NEB 28-24)

200-YARD RUSHING GAME

Spartans: Le'Veon Bell, 253 yards vs. Eastern Michigan, Sept. 22, 2012 (MSU 23-7)
Opponent: Taylor Martinez, Nebraska, 205 yards, Nov. 3, 2012 (NEB 28-24)

150 RUSHING YARDS AT HALFTIME

Spartans: Javon Ringer, 160 yards vs. Indiana, Oct. 13, 2007 (MSU 52-27)
Opponent: Taylor Martinez, 156 yards, Nov. 3, 2012 (NEB 28-24)

30 OR MORE CARRIES

Spartans: Le'Veon Bell, 32 vs. TCU, Dec. 29, 2012 (MSU 17-16)
Opponent: Rex Burkhead, Nebraska, 35, Oct. 29, 2011 (NEB 24-3)

40 OR MORE CARRIES

Spartans: Le'Veon Bell, 44 vs. Boise State, Aug. 31, 2012 (MSU 17-13)

TWO PLAYERS WITH 100-YARD RUSHING GAMES

Spartans: Le'Veon Bell (141 yards) and Edwin Baker (117 yards), vs. Western Michigan, Sept. 4, 2011 (MSU 38-14)
Opponent: Taylor Martinez (205 yards) and Ameer Abdullah (110), Nebraska, Nov. 3, 2012 (NEB 28-24)

300-YARD PASSING GAME

Spartans: Kirk Cousins, 300 yards (27-for-50) vs. Georgia, Jan. 2, 2012 (MSU 33-30)
Opponent: Dayne Crist, Notre Dame, 369 yards (32-for-55), Sept. 18, 2010 (MSU 34-31 OT)

400-YARD PASSING GAME

Spartans: Bill Burke, 400 yards vs. Michigan (21-for-36), Oct. 9, 1999 (MSU 34-31)
* School record
Opponent: Adam Weber, Minnesota, 416 yards (19-for-31), Oct. 31, 2009 (MINN 42-34)

500-YARD PASSING GAME

Spartans: Not accomplished.
Opponent: C.J. Bacher, Northwestern, 520 yards (38-for-48), Oct. 6, 2007 (NU 48-41, OT)

TWO PLAYERS WITH 100-YARD RECEIVING GAMES

Spartans: B.J. Cunningham, 115 yards (5 catches) and Keshawn Martin, 115 yards (9 catches) vs. Wisconsin, Dec. 3, 2011 (WIS 42-39)
Opponent: Deon Butler, 133 yards (3 catches) and Jordan Norwood, 127 yards (5 catches), Penn State, Nov. 22, 2008 (PSU 49-18)

150-YARD RECEIVING GAME

Spartans: B.J. Cunningham, 154 yards (9 catches) vs. Ohio State, Oct. 1, 2011 (MSU 10-7)
Opponent: Tavarres King, Georgia, 205 yards (6 catches), Jan. 2, 2012 (MSU 33-30)

200-YARD RECEIVING GAME

Spartans: Mark Dell, 202 yards (9 catches) vs. California, Aug. 30, 2008 (CAL 38-31)
Opponent: Tavarres King, Georgia, 205 yards (6 catches), Jan. 2, 2012 (MSU 33-30)

10 STRAIGHT COMPLETIONS TO START GAME

Spartans: Brian Hoyer, 10 vs. UAB, Sept. 1, 2007 (MSU 55-18)
Opponent: Jimmy Clausen, Notre Dame, 10, Sept. 19, 2009 (ND 33-30)

10 STRAIGHT COMPLETIONS

Spartans: Kirk Cousins, 11 vs. Notre Dame, Sept. 17, 2011 (ND 31-13)

30 PASS COMPLETIONS

Spartans: Kirk Cousins, 34 vs. Notre Dame (53 attempts), Sept. 17, 2011 (ND 31-13)
Opponent: Dayne Crist, 32, Notre Dame, (55 attempts), Sept. 18, 2010 (MSU 34-31 OT)

SCORED FOUR RUSHING TDS

Spartans: Edwin Baker, four vs. Minnesota (runs of 30, 1, 1 and 1 yard), Nov. 6, 2010 (MSU 31-8)
Opponent: Larry Johnson, Penn State, four (runs of 11, 78, 11, 38 yards), Nov. 23, 2002 (PSU 61-7)

SCORED FOUR RUSHING TDS IN FIRST HALF

Spartans: *Jehuu Caulcrick, four vs. UAB (runs of 5, 1, 42 and 5 yards), Sept. 1, 2007 (MSU 55-18)
* tied school record with Blake Ezor (1989 vs. Northwestern)

SCORED FOUR TDS

Spartans: Edwin Baker, four vs. Minnesota (4 rush), Nov. 6, 2010 (MSU 31-8)
Opponent: Montee Ball, Wisconsin, four (3 rush, 1 receiving), Dec. 3, 2011 (WIS 42-39)

SCORED FIVE TDS

Spartans: Javon Ringer, five vs. Eastern Michigan (5 rush), Sept. 6, 2008 (MSU 42-10)
Opponent: Lee Evans, Wisconsin, five (catches of 9, 75, 18, 70, 18 yards), Nov. 15, 2003 (WIS 56-21)

THREW FOUR TD PASSES

Spartans: Connor Cook, four vs. Youngstown State, Sept. 14, 2013 (MSU 55-17)
Opponent: Dayne Crist, Notre Dame, four, Sept. 18, 2010 (MSU 34-31 OT)

THREW FIVE TD PASSES

Spartans: *Drew Stanton, five vs. Illinois, Sept. 24, 2005 (MSU 61-14)
* School record
Opponent: Adam Weber, Minnesota, five, Oct. 31, 2009 (MINN 42-34)

THREE TD RECEPTIONS

Spartans: Devin Thomas, three vs. Penn State (12, 33, 26 yards from Brian Hoyer), Nov. 17, 2007 (MSU 35-31)
Opponent: Garrett Graham, Wisconsin, three (catches of 15, 6, 23), Sept. 26, 2009 (WIS 38-30)

80-YARD OR LONGER TD RECEPTION

Spartans: Keith Nichol to Keshawn Martin, 91 yards vs. Wisconsin, Sept. 26, 2009 (WIS 38-30)
Opponent: Aaron Murray to Tavarres King, Georgia, 80 yards, Jan. 2, 2012 (MSU 33-30)

80-YARD OR LONGER TD RUN

Spartans: Edwin Baker, 80 yards vs. Florida Atlantic, Sept. 11, 2010 (MSU 30-17)
Opponent: Keith Carlos, Purdue, 80 yards, Nov. 20, 2010 (MSU 35-31)

BACK-TO-BACK 200-YARD RUSHING GAMES

Spartans: *Javon Ringer, 2008 (Florida Atlantic and Notre Dame)
* First time accomplished in school history

FIVE STRAIGHT 100-YARD RUSHING GAMES

Spartans: Blake Ezor, 1989

300 ALL-PURPOSE YARDS

Spartans: Javon Ringer, 308 yards vs. Florida Atlantic, Sept. 13, 2008 (MSU 17-0)
Opponent: Chad Owens, Hawaii, 301 yards, Dec. 4, 2004 (UH 41-38)

DID NOT SCORE A TOUCHDOWN

Spartans: vs. Notre Dame, Sept. 15, 2012 (ND 20-3)
Opponent: Michigan, Oct. 20, 2012 (MICH 12-10)

DID NOT SCORE AN OFFENSIVE TOUCHDOWN

Spartans: vs. Notre Dame, Sept. 15, 2012 (ND 20-3)
Opponent: South Florida, Sept. 7, 2013 (MSU 21-6)

2013 SPARTAN FOOTBALL GAME NOTES



THE LAST TIME...

SPECIAL TEAMS

KICKOFF RETURN FOR TOUCHDOWN

Spartans: Keshawn Martin, 93 yards, Oct. 31, 2009 (MINN 42-34)
Opponent: George Atkinson III, Notre Dame, 89 yards, Sept. 17, 2011 (ND 31-13)

PUNT RETURN FOR TOUCHDOWN

Spartans: Keshawn Martin, 57 yards vs. Northwestern, Nov. 26, 2011 (MSU 31-17)
Opponent: Brandon Boykin, Georgia, 92 yards, Jan. 2, 2012 (MSU 33-30)

BLOCKED PUNT RETURN FOR TOUCHDOWN

Spartans: Bennie Fowler, 0 yards (recovered in end zone; blocked by Kyler Elsworth, 36-yard return) vs. Wisconsin, Oct. 22, 2011 (MSU 37-31)
Opponent: Matt Hahn, Penn State, 0 yards (blocked by Donnie Johnson), Nov. 19, 2005 (PSU 31-22)

BLOCKED PUNT

Spartans: Matt Macksood vs. Notre Dame, Sept. 21, 2013 (UND 17-13)
Opponent: Ohio State blocked Mike Sadler's punt, Sept. 29, 2012 (OSU 17-16)

BLOCKED FIELD GOAL

Spartans: Anthony Rashad White vs. Georgia, blocked Blair Walsh's 47-yard attempt, Jan. 2, 2012 (MSU 33-30)
Opponent: John Thompson, Michigan, blocked Brett Swenson's 32-yard attempt, Oct. 25, 2008 (MSU 35-21)

DEFENSIVE EXTRA POINT SCORED

Spartans: Ashton Watson, returns blocked PAT, vs. Indiana, Oct. 29, 2005 (MSU 46-15)
Opponent: Not accomplished

INTERCEPTION RETURN FOR TOUCHDOWN

Spartans: Shilique Calhoun, 56 yards vs. South Florida, Sept. 7, 2013 (MSU 21-6)
Opponent: David Nwabuisi, Northwestern, 43 yards, Nov. 17, 2012 (NU 23-20)

FUMBLE RETURN FOR TOUCHDOWN

Spartans: Shilique Calhoun, 4 yards vs. South Florida, Sept. 7, 2013 (MSU 21-6)
Opponent: Thaddeus Gibson, Ohio State, 69 yards, Oct. 18, 2008 (OSU 45-7)

70-YARD PUNT

Spartans: Mike Sadler, 70 yards vs. Ohio State, Sept. 29, 2012 (OSU 17-16)
Opponent: Ryan Donahue, Iowa, 82 yards, Oct. 27, 2007

50-YARD FIELD GOAL

Spartans: Dan Conroy, 50 yards vs. Ohio State, Sept. 29, 2012 (OSU 17-16)

KICKED FOUR FIELD GOALS

Spartans: Michael Geiger, four vs. Iowa (27, 35, 49, 40 yards), Oct. 5, 2013 (MSU 26-14)
Opponent: Mike Nugent, Ohio State, four (44, 24, 42, 18 yards), Nov. 8, 2003 (OSU 33-23)

MISSED EXTRA POINT

Spartans: Kevin Muma vs. Western Michigan, Aug. 30, 2013 (MSU 26-13)
Opponent: David Brown, Youngstown State, Sept. 2, 2011 (MSU 28-6)

SUCCESSFUL ONSIDE KICK

Spartans: Brett Swenson vs. Notre Dame, Sept. 19, 2009 (ND 33-30)
Opponent: Mitch Ewald, Indiana, Oct. 6, 2012 (MSU 31-27)

DEFENSE

HELD TO 15 OR FEWER YARDS RUSHING

Spartans: -48 yards vs. Alabama (28 attempts), Jan. 1, 2011 (BAMA 49-7)
Opponent: 11 yards by Western Michigan (27 carries), Aug. 30, 2013 (MSU 26-13)

HELD TO 50 OR FEWER YARDS RUSHING

Spartans: 34 yards vs. Ohio State (22 attempts), Sept. 29, 2012 (OSU 17-16)
Opponent: 23 yards by Iowa (16 carries), Oct. 5, 2013 (MSU 26-14)

HELD TO 10 OR FEWER FIRST DOWNS

Spartans: 9 vs. Ohio State, Oct. 20, 2007 (OSU 24-17)
Opponent: 8 by Youngstown State, Sept. 14, 2013 (MSU 55-17)

HELD TO 100 OR FEWER YARDS PASSING

Spartans: 94 yards vs. South Florida (12-24), Sept. 7, 2013 (MSU 21-6)
Opponent: 66 yards by South Florida (6-26), Sept. 7, 2013 (MSU 21-6)

HELD TO 100 OR FEWER YARDS PASSING BACK-TO-BACK GAMES

Opponent: 85 yards by Pittsburgh (20-9-2), Sept. 15, 2007 (MSU 17-13); 86 yards by Notre Dame (20-11-0), Sept. 22, 2007 (MSU 31-14)

SHUTOUT RECORDED

Spartans: vs. Florida Atlantic (44-0), Sept. 10, 2011
Opponent: by Michigan (14-0), Oct. 21, 2000

SHUTOUT RECORDED IN SPARTAN STADIUM

Spartans: vs. Florida Atlantic (44-0), Sept. 10, 2011
Opponent: by Michigan (31-0), Oct. 12, 1985

SAFETY RECORDED

Spartans: William Gholston, vs. Northwestern, Nov. 17, 2012 (NU 23-20)
Opponent: Team safety, Indiana, Sept. 27, 2008 (MSU 42-29)

PLAYER HAD THREE SACKS

Spartans: Denicos Allen, three vs. Wisconsin, Dec. 3, 2011 (WIS 42-39)
Opponent: Brandon Graham, Michigan, three, Oct. 25, 2008 (MSU 35-21)

SCORED TWO DEFENSIVE TOUCHDOWNS

Spartans: Two vs. South Florida (Shilique Calhoun 4-yard fumble return; Calhoun 56-yard interception return), Sept. 7, 2013 (MSU 21-6)
Opponent: Two by Ohio State (Thaddeus Gibson fumble return; Jermale Hines fumble return), Oct. 18, 2008 (OSU 45-7)

FOUR INTERCEPTIONS

Spartans: Four vs. Central Michigan (Robinson, Lewis, Bullough, Drummond), Sept. 24, 2011 (MSU 45-7)
Opponent: Four by Boston College, Dec. 28, 2007 (BC 24-21)

TEAM/MISCELLANEOUS

BIGGEST COMEBACK

Spartans: *35 points (down 38-3) vs. Northwestern on Oct. 21, 2006, with 38 straight points to win, 41-38.
*NCAA Record

BIGGEST COMEBACK IN DANTONIO ERA

Spartans: 17 points, three times (down 24-7 in third quarter vs. Penn State on Nov. 17, 2007. MSU rallied to win 35-31; down 17-0 in second quarter at Northwestern on Oct. 23, 2010. MSU rallied to win 35-27; down 17-0 in second quarter at Indiana on Oct. 6, 2012. MSU rallied to win 31-27).

SCORED 40 POINTS IN FIRST HALF

Spartans: *45 points (led 45-3 at half), beat UAB 55-18 on Sept. 1, 2007
* Post-WWII Record.

600 YARDS TOTAL OFFENSE

Spartans: 602 vs. Western Michigan, Nov. 7, 2009 (MSU 49-14)
Opponent: 611 yards by Northwestern, Sept. 29, 2007 (NU 48-41, OT)

500 YARDS TOTAL OFFENSE

Spartans: 547 vs. Youngstown State, Sept. 14, 2013 (MSU 55-17)
Opponent: 546 yards, Alabama, Jan. 1, 2011 (BAMA 49-7)

300 YARDS RUSHING

Spartans: 368 vs. Indiana, Oct. 13, 2007 (MSU 52-27)
Opponent: 313, Nebraska, Nov. 3, 2012 (NEB 28-14)

400 YARDS TOTAL OFFENSE IN FIRST HALF

Spartans: 438 vs. UAB, Sept. 1, 2007 (MSU 55-18)

300 YARDS TOTAL OFFENSE IN FIRST HALF

Spartans: 317 vs. Wisconsin, Dec. 3, 2011 (WIS 42-39)

WON GAME ON FINAL PLAY - REGULATION

Spartans: Keith Nichol, caught 44-yard pass from Kirk Cousins as time expired vs. Wisconsin, Oct. 22, 2011 (MSU 37-31)
Opponent: Marvin McNutt, Iowa, caught 7-yard pass from Ricky Stanzi on fourth-and-goal as time expired, Oct. 24, 2009 (IOWA 15-13)

2013 Michigan State Football
Michigan State Overall Team Statistics (as of Oct 05, 2013)
All games

Team Statistics	MSU	OPP
SCORING	141	67
Points Per Game	28.2	13.4
FIRST DOWNS	103	61
Rushing	46	9
Passing	49	36
Penalty	8	16
RUSHING YARDAGE	883	256
Yards gained rushing	960	370
Yards lost rushing	77	114
Rushing Attempts	201	130
Average Per Rush	4.4	2.0
Average Per Game	176.6	51.2
TDs Rushing	5	2
PASSING YARDAGE	892	763
Comp-Att-Int	92-173-2	75-181-6
Average Per Pass	5.2	4.2
Average Per Catch	9.7	10.2
Average Per Game	178.4	152.6
TDs Passing	7	6
TOTAL OFFENSE	1775	1019
Total Plays	374	311
Average Per Play	4.7	3.3
Average Per Game	355.0	203.8
KICK RETURNS: #-Yards	8-154	12-265
PUNT RETURNS: #-Yards	20-213	7-27
INT RETURNS: #-Yards	6-121	2-30
KICK RETURN AVERAGE	19.2	22.1
PUNT RETURN AVERAGE	10.6	3.9
INT RETURN AVERAGE	20.2	15.0
FUMBLES-LOST	5-4	5-4
PENALTIES-Yards	35-373	31-270
Average Per Game	74.6	54.0
PUNTS-Yards	30-1252	41-1802
Average Per Punt	41.7	44.0
Net punt average	38.2	37.3
KICKOFFS-Yards	31-1967	17-1025
Average Per Kick	63.5	60.3
Net kick average	48.1	39.5
TIME OF POSSESSION/Game	34:11	25:39
3RD-DOWN Conversions	33/85	17/77
3rd-Down Pct	39%	22%
4TH-DOWN Conversions	5/8	2/5
4th-Down Pct	62%	40%
SACKS BY-Yards	9-59	3-16
MISC YARDS	0	0
TOUCHDOWNS SCORED	16	8
FIELD GOALS-ATTEMPTS	10-13	4-6
ON-SIDE KICKS	0-0	0-0
RED-ZONE SCORES	(16-19) 84%	(8-10) 80%
RED-ZONE TOUCHDOWNS	(8-19) 42%	(6-10) 60%
PAT-ATTEMPTS	(15-16) 94%	(7-7) 100%
ATTENDANCE	213241	149820
Games/Avg Per Game	3/71080	2/74910
Neutral Site Games		0/0

Score by Quarters	1st	2nd	3rd	4th	OT	Total
Michigan State	28	44	40	29	0	141
Opponents	6	41	7	13	0	67

2013 Michigan State Football
Michigan State Overall Individual Statistics (as of Oct 05, 2013)
All games

<u>Rushing</u>	<u>gp</u>	<u>att</u>	<u>gain</u>	<u>loss</u>	<u>net</u>	<u>avg</u>	<u>td</u>	<u>lg</u>	<u>avg/g</u>
Langford, J.	5	72	323	12	311	4.3	4	18	62.2
Hill, Nick	5	42	228	9	219	5.2	1	35	43.8
Cook, Connor	5	25	122	27	95	3.8	0	20	19.0
Bullough, Riley	5	22	91	8	83	3.8	0	19	16.6
Williams, D.	1	9	32	0	32	3.6	0	11	32.0
Burbridge, A.	5	2	32	0	32	16.0	0	21	6.4
Shelton, R.J.	4	3	26	1	25	8.3	0	18	6.2
Sadler, Mike	5	1	25	0	25	25.0	0	25	5.0
Fowler, Bennie	5	2	23	0	23	11.5	0	17	4.6
Tompkins, Nick	1	6	18	2	16	2.7	0	4	16.0
O'Connor, Tyler	2	6	19	5	14	2.3	0	10	7.0
Maxwell, Andrew	3	3	15	2	13	4.3	0	8	4.3
Mumphery, Keith	5	1	3	0	3	3.0	0	3	0.6
Lippett, Tony	5	1	3	0	3	3.0	0	3	0.6
TEAM	4	6	0	11	-11	-1.8	0	0	-2.8
Total	5	201	960	77	883	4.4	5	35	176.6
Opponents	5	130	370	114	256	2.0	2	24	51.2

<u>Passing</u>	<u>gp</u>	<u>effic</u>	<u>comp-att-int</u>	<u>pct</u>	<u>yds</u>	<u>td</u>	<u>lg</u>	<u>avg/g</u>
Cook, Connor	5	117.51	68-125-1	54.4	688	7	46	137.6
Maxwell, Andrew	3	74.47	15-33-0	45.5	114	0	26	38.0
O'Connor, Tyler	2	118.29	9-14-0	64.3	90	0	18	45.0
Shelton, R.J.	4	-200.00	0-1-1	0.0	0	0	0	0.0
Total	5	107.53	92-173-2	53.2	892	7	46	178.4
Opponents	5	81.16	75-181-6	41.4	763	6	47	152.6

<u>Receiving</u>	<u>gp</u>	<u>no.</u>	<u>yds</u>	<u>avg</u>	<u>td</u>	<u>lg</u>	<u>avg/g</u>
Kings, M.	5	18	230	12.8	3	46	46.0
Fowler, Bennie	5	17	204	12.0	2	37	40.8
Burbridge, A.	5	15	122	8.1	0	26	24.4
Langford, J.	5	10	41	4.1	0	12	8.2
Mumphery, Keith	5	7	54	7.7	0	18	10.8
Lippett, Tony	5	6	70	11.7	0	20	14.0
Price, Josiah	5	4	32	8.0	0	13	6.4
Lyles, Jamal	5	3	35	11.7	0	16	7.0
Bullough, Riley	5	3	11	3.7	0	7	2.2
Sims, Andre	5	2	33	16.5	1	20	6.6
Pendleton, T.	5	2	26	13.0	1	14	5.2
Hill, Nick	5	2	12	6.0	0	10	2.4
Macksood, Matt	3	1	8	8.0	0	8	2.7
Arnett, D.	1	1	7	7.0	0	7	7.0
Gleichert, A.	4	1	7	7.0	0	7	1.8
Total	5	92	892	9.7	7	46	178.4
Opponents	5	75	763	10.2	6	47	152.6

<u>Punt Returns</u>	<u>no.</u>	<u>yds</u>	<u>avg</u>	<u>td</u>	<u>lg</u>
Sims, Andre	14	121	8.6	0	33
Kings, M.	5	74	14.8	0	30
Hill, Nick	1	18	18.0	0	18
Total	20	213	10.6	0	33
Opponents	7	27	3.9	0	19

<u>Interceptions</u>	<u>no.</u>	<u>yds</u>	<u>avg</u>	<u>td</u>	<u>lg</u>
Jones, Jairus	2	6	3.0	0	3
Dennard, D.	2	38	19.0	0	29
Calhoun, S.	1	56	56.0	1	56
Drummond, K.	1	21	21.0	1	21
Total	6	121	20.2	2	56
Opponents	2	30	15.0	0	29

<u>Kick Returns</u>	<u>no.</u>	<u>yds</u>	<u>avg</u>	<u>td</u>	<u>lg</u>
Hill, Nick	5	95	19.0	0	27
Kings, M.	1	16	16.0	0	16
Shelton, R.J.	1	29	29.0	0	29
Harris, Darien	1	14	14.0	0	14
Total	8	154	19.2	0	29
Opponents	12	265	22.1	0	54

<u>Fumble Returns</u>	<u>no.</u>	<u>yds</u>	<u>avg</u>	<u>td</u>	<u>lg</u>
Calhoun, S.	2	20	10.0	2	16
Total	2	20	10.0	2	16
Opponents	0	0	0.0	0	0

2013 Michigan State Football
Michigan State Overall Individual Statistics (as of Oct 05, 2013)
All games

Scoring	td	fg	PAT				dpx	saf	pts
			kick	rush	rcv	pass			
Muma, Kevin	-	4-6	12-13	-	-	-	-	-	24
Langford, J.	4	-	-	-	-	-	-	-	24
Geiger, Michael	-	6-7	3-3	-	-	-	-	-	21
Calhoun, S.	3	-	-	-	-	-	-	-	18
Kings, M.	3	-	-	-	-	-	-	-	18
Fowler, Bennie	2	-	-	-	-	-	-	-	12
Pendleton, T.	1	-	-	-	-	-	-	-	6
Sims, Andre	1	-	-	-	-	-	-	-	6
Drummond, K.	1	-	-	-	-	-	-	-	6
Hill, Nick	1	-	-	-	-	-	-	-	6
Total	16	10-13	15-16	-	-	-	-	-	141
Opponents	8	4-6	7-7	-	-	0-1	-	-	67

Total Offense	g	plays	rush	pass	total	avg/g
Cook, Connor	5	150	95	688	783	156.6
Langford, J.	5	72	311	0	311	62.2
Hill, Nick	5	42	219	0	219	43.8
Maxwell, Andrew	3	36	13	114	127	42.3
O'Connor, Tyler	2	20	14	90	104	52.0
Bullough, Riley	5	22	83	0	83	16.6
Williams, D.	1	9	32	0	32	32.0
Burbridge, A.	5	2	32	0	32	6.4
Shelton, R.J.	4	4	25	0	25	6.2
Sadler, Mike	5	1	25	0	25	5.0
Fowler, Bennie	5	2	23	0	23	4.6
Tompkins, Nick	1	6	16	0	16	16.0
Lippett, Tony	5	1	3	0	3	0.6
Mumphery, Keith	5	1	3	0	3	0.6
TEAM	4	6	-11	0	-11	-2.8
Total	5	374	883	892	1775	355.0
Opponents	5	311	256	763	1019	203.8

Field Goals	fg	pct.	01-19	20-29	30-39	40-49	50-99	lg	blk
Muma, Kevin	4-6	66.7	0-0	3-4	1-2	0-0	0-0	30	0
Geiger, Michael	6-7	85.7	0-0	2-2	1-2	3-3	0-0	49	0

Punting	no.	yds	avg	lg	tb	fc	i20	50+	blk
Sadler, Mike	30	1252	41.7	54	4	8	14	4	0
Total	30	1252	41.7	54	4	8	14	4	0
Opponents	41	1802	44.0	62	3	7	5	13	1

FG Sequence	Michigan State	Opponents
Western Michigan	(20),(30)	-
South Florida	25	(49),(21)
Youngstown State	(20),(22)	(34)
Notre Dame	30,(25),(42)	(41),37
Iowa Hawkeyes	36,(27),(35),(49),(40)	50

Kickoffs	no.	yds	avg	tb	ob	retn	net	ydln
Muma, Kevin	28	1777	63.5	16	0			
Cronin, Kevin	2	125	62.5	1	0			
Sadler, Mike	1	65	65.0	1	0			
Total	31	1967	63.5	18	0	22.1	40.4	24
Opponents	17	1025	60.3	8	0	19.2	39.5	25

Numbers in (parentheses) indicate field goal was made.

2013 Michigan State Football
Michigan State Overall Individual Statistics (as of Oct 05, 2013)
All games

<u>All Purpose</u>	<u>g</u>	<u>rush</u>	<u>rcv</u>	<u>pr</u>	<u>kr</u>	<u>ir</u>	<u>total</u>	<u>avg/g</u>
Langford, J.	5	311	41	0	0	0	352	70.4
Hill, Nick	5	219	12	18	95	0	344	68.8
Kings, M.	5	0	230	74	16	0	320	64.0
Fowler, Bennie	5	23	204	0	0	0	227	45.4
Sims, Andre	5	0	33	121	0	0	154	30.8
Burbridge, A.	5	32	122	0	0	0	154	30.8
Cook, Connor	5	95	0	0	0	0	95	19.0
Bullough, Riley	5	83	11	0	0	0	94	18.8
Lippett, Tony	5	3	70	0	0	0	73	14.6
Mumphery, Keit	5	3	54	0	0	0	57	11.4
Calhoun, S.	5	0	0	0	0	56	56	11.2
Shelton, R.J.	4	25	0	0	29	0	54	13.5
Dennard, D.	5	0	0	0	0	38	38	7.6
Lyles, Jamal	5	0	35	0	0	0	35	7.0
Price, Josiah	5	0	32	0	0	0	32	6.4
Williams, D.	1	32	0	0	0	0	32	32.0
Pendleton, T.	5	0	26	0	0	0	26	5.2
Sadler, Mike	5	25	0	0	0	0	25	5.0
Drummond, K.	5	0	0	0	0	21	21	4.2
Tompkins, Nick	1	16	0	0	0	0	16	16.0
Harris, Darien	5	0	0	0	14	0	14	2.8
O'Connor, Tyler	2	14	0	0	0	0	14	7.0
Maxwell, Andre	3	13	0	0	0	0	13	4.3
Macksood, Matt	3	0	8	0	0	0	8	2.7
Gleichert, A.	4	0	7	0	0	0	7	1.8
Arnett, D.	1	0	7	0	0	0	7	7.0
Jones, Jairus	4	0	0	0	0	6	6	1.5
TEAM	4	-11	0	0	0	0	-11	-2.8
Total	5	883	892	213	154	121	2263	452.6
Opponents	5	256	763	27	265	30	1341	268.2

2013 Michigan State Football
Michigan State Overall Defensive Statistics (as of Oct 05, 2013)
All games

##	Defensive Leaders	gp	Tackles				tfl/yds	Sacks no-yds	Pass defense			Fumbles		blkd	
			ua	a	tot				int-yds	brup	qbh	rcv-yds	ff	kick	saf
27	Drummond, K.	5	16	14	30	2.0-7	.	1-21	3	
40	Bullough, Max	5	7	21	28	3.5-9	.	.	1	3	
28	Allen, Denicos	5	12	15	27	3.5-11	2.0-8	.	1	3	
26	Williamson, RJ	5	5	17	22	1.0-3	.	.	1	
34	Jones, Taiwan	5	10	10	20	1.0-1	.	.	.	1	
31	Dennard, D.	5	6	13	19	1.5-3	.	2-38	6	3	
15	Waynes, Trae	5	11	4	15	.	.	.	2	
91	Hoover, Tyler	5	3	12	15	2.5-19	2.0-18	.	2	1	.	.	1	.	
9	Lewis, Isaiah	4	6	8	14	.	.	.	2	1	
60	Reynolds, M.	5	2	11	13	1.5-1	.	.	.	3	
23	Jones, Jairus	4	5	7	12	1.0-2	.	2-6	1	
44	Rush, Marcus	5	4	7	11	2.0-11	2.0-11	.	2	2	.	.	1	.	
89	Calhoun, S.	5	7	3	10	4.5-21	2.0-12	1-56	.	12	3-20	.	.	.	
42	Drone, Denzel	5	1	7	8	1.0-2	0.5-1	.	1	
93	Knox, Damon	5	1	6	7	0.5-2	.	.	1	
36	Colquhoun, A.	4	1	4	5	
97	Scarpinato, M.	5	.	5	5	0.5-9	0.5-9	.	1	3	
43	Davis, Ed	5	2	3	5	
7C	Cox, Demetrious	5	2	2	4	
41	Elsworth, Kyler	5	.	3	3	.	.	.	1	
45	Harris, Darien	5	1	2	3	1	
33	Langford, J.	5	1	1	2	
6	Hicks, Mylan	5	.	1	1	
39	Edmondson, J.	4	.	1	1	
3P	Pendleton, T.	5	.	1	1	
3K	Kings, M.	5	1	.	1	
92	Gleichert, A.	4	.	1	1	
30	Bullough, Riley	5	.	1	1	
11	Lyles, Jamal	5	.	1	1	
29	Meyers, Mark	5	.	1	1	
9H	Heath, Joel	3	1	
37	Robinson, Ezra	3	1-0	.	.	.	
86	Macksood, Matt	3	1	.	
Total		5	104	182	286	26-101	9-59	6-121	26	33	4-20	2	1	.	
Opponents		5	183	210	393	19-56	3-16	2-30	18	16	4-0	5	.	.	

2013 Michigan State Football
Michigan State Team Game-by-Game (as of Oct 05, 2013)
All games

TEAM STATISTICS

Date	Opponent	Rushing				Receiving				Passing				Kick Returns				Punt Returns				tot off
		no.	yds	td	lg	no.	yds	td	lg	cmp-att-int	yds	td	lg	no.	yds	td	lg	no.	yds	td	lg	
Aug 30	WESTERN MICHIGAN	42	181	1	18	17	116	0	26	17-37-0	116	0	26	2	44	0	27	5	52	0	33	297
Sep 07	SOUTH FLORIDA	38	171	1	23	12	94	0	20	12-24-0	94	0	20	1	14	0	14	5	19	0	9	265
Sep 14	YOUNGSTOWN STATE	49	277	3	35	22	270	4	26	22-32-0	270	4	26	2	43	0	24	6	83	0	28	547
Sep 21	at Notre Dame	35	119	0	11	16	135	1	19	16-36-1	135	1	19	2	24	0	16	1	6	0	6	254
Oct. 5	at Iowa Hawkeyes	37	135	0	25	25	277	2	46	25-44-1	277	2	46	1	29	0	29	3	53	0	30	412
Opponents		201	883	5	35	92	892	7	46	92-173-2	892	7	46	8	154	0	29	20	213	0	33	1775
		130	256	2	24	75	763	6	47	75-181-6	763	6	47	12	265	0	54	7	27	0	19	1019

Games played: 5
 Avg per rush: 4.4
 Avg per catch: 9.7
 Pass efficiency: 107.53
 Kick ret avg: 19.2
 Punt ret avg: 10.6
 All purpose avg/game: 452.6
 Total offense avg/gm: 355.0

Date	Opponent	Tackles				Sacks no-yds	Fumble		Pass Defense			Blkd kick	PAT Attempts				pts	
		ua	a	total	tfl-yds		ff	fr-yds	int-yds	qbh	brup		kick	rush	rcv	saf		
Aug 30	WESTERN MICHIGAN	21	42	63	9.0-48	5.0-36	1	1-16	3-27	8	11	0	2-3	0	0	0	0	26
Sep 07	SOUTH FLORIDA	24	36	60	6.0-27	3.0-20	1	1-4	1-56	11	5	0	3-3	0	0	0	0	21
Sep 14	YOUNGSTOWN STATE	14	32	46	3.0-6	1.0-3	0	2-0	0-0	8	4	0	7-7	0	0	0	0	55
Sep 21	at Notre Dame	21	44	65	6.0-17	0.0-0	0	0-0	0-0	1	3	1	1-1	0	0	0	0	13
Oct. 5	at Iowa Hawkeyes	24	28	52	2.0-3	0.0-0	0	0-0	2-38	5	3	0	2-2	0	0	0	0	26
Opponents		104	182	286	26.0-101	9.0-59	2	4-20	6-121	33	26	1	15-16	0	0	0	0	141
		183	210	393	19.0-56	3.0-16	5	4-0	2-30	16	18	0	7-7	0	0	0	0	67

Date	Opponent	Punting							Field Goals			Kickoffs						
		no.	yds	avg	long	blkd	tb	fc	50+	i20	md-att	long	blkd	no.	yds	avg	tb	ob
Aug 30	WESTERN MICHIGAN	11	423	38.5	48	0	1	3	0	6	2-2	30	0	6	373	62.2	4	0
Sep 07	SOUTH FLORIDA	7	319	45.6	54	0	1	1	2	4	0-1	0	0	4	260	65.0	4	0
Sep 14	YOUNGSTOWN STATE	2	81	40.5	42	0	0	0	0	1	2-2	22	0	10	629	62.9	3	0
Sep 21	at Notre Dame	5	207	41.4	54	0	1	2	1	1	2-3	42	0	4	253	63.2	1	0
Oct. 5	at Iowa Hawkeyes	5	222	44.4	51	0	1	2	1	2	4-5	49	0	7	452	64.6	6	0
Opponents		30	1252	41.7	54	0	4	8	4	14	10-13	49	0	31	1967	63.5	18	0
		41	1802	44.0	62	1	3	7	13	5	4-6	49	0	17	1025	60.3	8	0

2013 Michigan State Football
Michigan State Opponent Game-by-Game (as of Oct 05, 2013)
All games

OPPONENT STATISTICS

Date	Opponent	Rushing				Receiving				Passing				Kick Returns				Punt Returns				tot off		
		no.	yds	td	lg	no.	yds	td	lg	cmp	att	int	yds	td	lg	no.	yds	td	lg	no.	yds		td	lg
Aug 30	WESTERN MICHIGAN	27	11	0	11	18	193	2	45	18	48	3	193	2	45	2	37	0	19	2	4	0	4	204
Sep 07	SOUTH FLORIDA	35	89	0	24	6	66	0	25	6	26	1	66	0	25	0	0	0	0	3	20	0	19	155
Sep 14	YOUNGSTOWN STATE	20	51	1	16	11	121	1	35	11	27	0	121	1	35	6	145	0	54	1	1	0	1	172
Sep 21	at Notre Dame	32	82	1	14	14	142	1	37	14	34	0	142	1	37	3	67	0	27	1	2	0	2	224
Oct. 5	at Iowa Hawkeyes	16	23	0	7	26	241	2	47	26	46	2	241	2	47	1	16	0	16	0	0	0	0	264
Michigan State		130	256	2	24	75	763	6	47	75	181	6	763	6	47	12	265	0	54	7	27	0	19	1019
Michigan State		201	883	5	35	92	892	7	46	92	173	2	892	7	46	8	154	0	29	20	213	0	33	1775

Games played: 5
 Avg per rush: 2.0
 Avg per catch: 10.2
 Pass efficiency: 81.16
 Kick ret avg: 22.1
 Punt ret avg: 3.9
 All purpose avg/game: 268.2
 Total offense avg/gm: 203.8

Date	Opponent	Tackles				Sacks	Fumble		Pass Defense			Blkd	PAT Attempts					
		ua	a	total	tfl-yds		no-yds	ff	fr-yds	int-yds	qbh		brup	kick	kick	rush	rcv	saf
Aug 30	WESTERN MICHIGAN	40	40	80	4.0-13	1.0-2	1	1-0	0-0	4	6	0	1-1	0	0	0	0	13
Sep 07	SOUTH FLORIDA	34	34	68	5.0-17	1.0-7	2	2-0	0-0	5	3	0	0-0	0	0	0	6	
Sep 14	YOUNGSTOWN STATE	44	44	88	3.0-5	0.0-0	2	1-0	0-0	0	1	0	2-2	0	0	0	17	
Sep 21	at Notre Dame	25	46	71	3.0-15	1.0-7	0	0-0	1-29	3	4	0	2-2	0	0	0	17	
Oct. 5	at Iowa Hawkeyes	40	46	86	4.0-6	0.0-0	0	0-0	1-1	4	4	0	2-2	0	0	0	14	
Michigan State		183	210	393	19.0-56	3.0-16	5	4-0	2-30	16	18	0	7-7	0	0	0	67	
Michigan State		104	182	286	26.0-101	9.0-59	2	4-20	6-121	33	26	1	15-16	0	0	0	141	

Date	Opponent	Punting										Field Goals			Kickoffs			
		no.	yds	avg	long	blkd	tb	fc	50+	i20	md-att	long	blkd	no.	yds	avg	tb	ob
Aug 30	WESTERN MICHIGAN	11	496	45.1	62	0	1	0	3	3	0-0	0	0	3	138	46.0	0	0
Sep 07	SOUTH FLORIDA	9	361	40.1	50	0	1	1	1	1	2-2	49	0	3	176	58.7	2	0
Sep 14	YOUNGSTOWN STATE	7	356	50.9	57	0	0	1	5	0	1-1	34	0	4	259	64.8	2	0
Sep 21	at Notre Dame	6	235	39.2	51	1	1	2	2	0	1-2	41	0	4	259	64.8	2	0
Oct. 5	at Iowa Hawkeyes	8	354	44.2	52	0	0	3	2	1	0-1	0	0	3	193	64.3	2	0
Michigan State		41	1802	44.0	62	1	3	7	13	5	4-6	49	0	17	1025	60.3	8	0
Michigan State		30	1252	41.7	54	0	4	8	4	14	10-13	49	0	31	1967	63.5	18	0