

2001 Game-By-Game Team Statistics

Michigan State	Rushing (Att.-Yds.-TD)	Passing (A-C-I-Yds.-TD)	Total Offense (Plays-Yds.)	First Downs (Tot.-Rush-Pass-Pen)	Turnovers (Tot.-Fum.-Int.)
Central Michigan	49-196-2	29-18-1-290-3	78-486	25-10-12-3	3-2-1
@Notre Dame	40-124-0	25-14-0-208-2	65-332	16-6-8-2	1-1-0
@Northwestern	42-111-2	37-22-1-274-0	79-385	26-8-15-3	4-3-1
Iowa	39-90-1	22-14-0-179-2	61-269	15-6-8-1	3-3-0
@Minnesota	37-121-0	47-27-1-351-2	84-472	29-10-18-1	3-2-1
@Wisconsin	39-237-3	20-13-2-326-3	59-563	18-8-9-1	2-0-2
Michigan	53-169-1	37-15-0-183-2	90-352	25-10-11-4	1-1-0
Indiana	30-110-1	30-20-2-288-3	60-398	22-7-15-0	5-3-2
@Purdue	33-60-1	45-24-2-304-1	78-364	20-5-15-0	7-5-2
Penn State	41-186-2	36-24-0-356-3	77-542	24-11-13-0	2-2-0
Missouri	52-264-4	27-17-1-375-3	79-639	29-14-15-0	2-1-1
vs. Fresno State	42-210-2	32-22-1-376-3	74-586	23-10-13-0	2-1-1
Season Totals	497-1854-19	387-230-11-3510-27	884-5364	272-105-152-15	35-24-11

Opponent	Rushing (Att.-Yds.-TD)	Passing (A-C-I-Yds.-TD)	Total Offense (Plays-Yds.)	First Downs (Tot.-Rush-Pass-Pen)	Turnovers (Tot.-Fum.-Int.)
Central Michigan	40-165-0	36-18-2-122-1	76-287	16-10-5-1	3-1-2
@Notre Dame	43-156-0	24-13-1-124-1	67-280	18-9-9-0	4-3-1
@Northwestern	44-191-1	40-23-1-231-2	84-422	20-10-10-0	1-0-1
Iowa	35-144-3	41-22-4-220-1	76-364	22-8-13-1	4-0-4
@Minnesota	42-322-3	24-11-0-124-1	66-446	20-16-3-1	0-0-0
@Wisconsin	46-151-0	37-20-3-368-4	83-519	26-10-15-1	3-0-3
Michigan	30-121-0	27-14-2-195-3	57-316	14-7-7-0	4-2-2
Indiana	63-489-5	13-4-0-48-0	76-537	27-20-3-4	3-3-0
@Purdue	49-140-2	21-13-0-126-0	70-266	13-6-6-1	4-4-0
Penn State	35-95-5	29-15-1-305-1	64-400	18-4-11-3	1-0-1
Missouri	40-167-1	30-10-2-74-0	70-241	16-8-6-2	3-1-2
vs. Fresno State	22-29-1	58-35-2-531-4	80-560	25-3-22-0	4-2-2
Season Totals	489-2170-21	380-198-18-2468-18	869-4638	235-111-110-14	34-16-18

2001 Starting Lineups

Offense	SE	LT	LG	C	RG	RT	TE	QB	FL	FB	TB
Central Michigan	Rogers	Booker	Tate	Ottney	Whitticker	Stewart	Baker	Smoker	Haygood	Moss	Duckett
@Notre Dame	Rogers	Booker	Harker	Ottney	Whitticker	Stewart	Baker	Smoker	Haygood	Moss	Duckett
@Northwestern	Rogers	Booker	Tate	Ottney	Patrick	Stewart	Baker	Smoker	Lovett	Woods+	Duckett
Iowa	Rogers	Booker	Tate	Ottney	Whitticker	Stewart	Baker	Smoker	Haygood	Moss	Duckett
@Minnesota	Rogers	Booker	Tate	Ottney	Whitticker	Stewart	Baker	Smoker	Randall+	Moss	Duckett
@Wisconsin	Rogers	Booker	Patrick	Ottney	Whitticker	Stewart	Baker	Smoker	Haygood	Moss	Duckett
Michigan	Rogers	Booker	Patrick	Ottney	Whitticker	Stewart	Baker	Smoker	Haygood	McCoy+	Duckett
Indiana	Rogers	Booker	Patrick	Ottney	Whitticker	Stewart	Baker	Smoker	Haygood	McCoy+	Duckett
@Purdue	Rogers	Booker	Patrick	Ottney	Whitticker	Stewart	Baker	Dowdell	Haygood	McCoy+	Duckett
Penn State	Rogers	Booker	Patrick	Ottney	Whitticker	Stewart	Baker	Smoker	McCoy+	Moss	Duckett
Missouri	Rogers	Booker	Tate	Ottney	Whitticker	Stewart	Baker	Smoker	McCoy+	Moss	Duckett
vs. Fresno State	Rogers	Booker	Tate	Ottney	Whitticker	Stewart	Baker	Smoker	Haygood	Moss	Duckett

Defense	LE	LT	RT	RE	SAM	MIKE	WILL	CB	SS	FS	CB
Central Michigan	Dukes	Rasmussen	Shaw	Myers	Labinjo	Thornhill	Stanley	Nelson	Wright	Bryan	Suggs
@Notre Dame	Dukes	Rasmussen	Shaw	Myers	Labinjo	Thornhill	Stanley	Harmon	Wright	Bryan	Suggs
@N'western	Nelson#	Rasmussen	Shaw	Myers	Labinjo	Thornhill	Wedlow	Harmon	Wright	Bryan	Suggs
Iowa	Dukes	Rasmussen	Shaw	Myers	Labinjo	Thornhill	Stanley	Nelson	Flagg	Wright	Bryan
@Minnesota	Dukes	Rasmussen	Shaw	Myers	Labinjo	Thornhill	Stanley	Nelson	Bryan	Wright	Dortch
@Wisconsin	Dukes	Rasmussen	Shaw	Myers	Labinjo	Thornhill	Stanley	Nelson	Bryan	Wright	Dortch
Michigan	Taplin	Rasmussen	Shaw	Myers	Labinjo	Thornhill	Stanley	Nelson	Flagg	Wright	Bryan
Indiana	Taplin	Rasmussen	Askew	Myers	Labinjo	Thornhill	Stanley	Nelson	Flagg	Wright	Bryan
@Purdue	Taplin	Rasmussen	Askew	Myers	Labinjo	Thornhill	Stanley	Nelson	Flagg	Wright	Bryan
Penn State	Taplin	Rasmussen	Askew	Myers	Labinjo	Thornhill	Stanley	Nelson	Guess	Wright	Bryan
Missouri	Taplin	Rasmussen	Vickerson	Myers	Labinjo	Thornhill	Stanley	Nelson	Guess	Wright	Bryan
vs. Fresno State	Taplin	Rasmussen	Vickerson	Myers	Labinjo	Thornhill	Stanley	Nelson	Guess	Wright	Bryan

+ Double Tight-End Set # Nickel Package



.. 2001 Final Statistics

In the Red Zone (MSU and Opponents Inside the 20-Yard Line)

	MSU in Red Zone	MSU TDs	MSU FGs Made	MSU FGs Missed	MSU No Score	Opp. in Red Zone	Opp. TDs	Opp. FGs Made	Opp. FGs Missed	Opp. no Score
Central Michigan	2	2	0	0	0	3	1	0	1	1
at Notre Dame	3	1	1	0	1	3	1	1	0	1
at Northwestern	4	2	0	1	1	3	2	0	1	0
Iowa	4	3	1	0	0	5	4	0	1	0
at Minnesota	4	2	1	1	0	2	2	0	0	0
at Wisconsin	4	4	0	0	0	1	1	0	0	0
Michigan	6	3	2	1	0	2	2	0	0	0
Indiana	4	4	0	0	0	6	2	1	1	2
at Purdue	3	2	0	1	0	2	2	0	0	0
Penn State	6	3	1	1	1	5	5	0	0	0
Missouri	7	4	2	0	1	1	1	0	0	0
vs. Fresno State	3	2	0	0	1	3	2	0	1	0
Season Totals	50	32	8	5	5	36	25	2	5	4

Michigan State Points Off Opponent Turnovers

	CMU	ND	NW	IOWA	MINN	WIS	MICH	IND	PUR	PSU	MO	FSU	Total
Turnovers	3	2	1	4	0	3	2	1	2	1	3	3	25
Points	7	0	0	10	0	0	3	0	0	0	14	7	41

Opponent Points Off Michigan State Turnovers

	CMU	ND	NW	IOWA	MINN	WIS	MICH	IND	PUR	PSU	MO	FSU	Total
Turnovers	3	0	3	2	2	2	1	3	6	1	2	1	26
Points	0	0	10	7	9	0	7	14	17	7	0	0	61

2001 MICHIGAN STATE/OPPONENT SUPERLATIVES

INDIVIDUAL HIGHS	MSU	OPPONENT	Team Offense	High	Low
Rushing Attempts	27, Duckett vs. MICH/FSU	32, Davis (Wisconsin)	First Downs	29 vs. MINN/MO	15 vs. Iowa
Rushing Yardage	211, Duckett vs. Michigan	251, Williams (Indiana)	Rushing Yardage	264 vs. Missouri	60 vs. Purdue
Longest Running Play	68, Duckett vs. Wisconsin	80, Williams (Indiana)	Passing Yardage	376 vs. Fresno State	179 vs. Iowa
Longest TD Run	43, Duckett vs. Wisconsin	80, Williams (Indiana)	Total Offense	639 vs. Missouri	269 vs. Iowa
Pass Attempts	45, Dowdell vs. Purdue	56, Carr (Fresno State)	Total Plays	90 vs. Michigan	59 vs. Wisconsin
Pass Completions	24, Dowdell vs. Purdue	35, Carr (Fresno State)	Rushing Attempts	53 vs. Michigan	30 vs. Indiana
Passing Yardage	376, Smoker vs. Fresno St.	531, Carr (Fresno State)	Passing Attempts	47 vs. Minnesota	20 vs. Wisconsin
Longest Pass Play	87, Smoker to Rogers vs. WIS	79, Carr to Wright (Fresno St.)	Pass Completions	27 vs. Minnesota	13 vs. Wisconsin
Longest TD Pass	87, Smoker to Rogers vs. WIS	79, Carr to Wright (Fresno St.)	Passes Intercepted	2 (three times)	0 vs. four teams
Receptions	10, Rogers vs. Fresno State	13, Wright (Fresno State)	Fumbles Lost	4 vs. Purdue	0 vs. ND/WIS/FSU
Receiving Yardage	270, Rogers vs. Fresno State	299, Wright (Fresno State)	Yards Penalized	101 vs. Notre Dame	25 vs. Michigan
Total Offense Yardage	393, Smoker vs. Fresno State	508, Carr (Fresno State)	Team Defense	Least	Most
All-Purpose Yardage	270, Rogers vs. Fresno State	318, Wright (Fresno State)	First Downs	13 vs. Purdue	27 vs. Indiana
Punts	9, Jarrett vs. Notre Dame	8, Hildbold (ND)/Harvey (MO)	Rushing Yardage	29 vs. Fresno State	489 vs. Indiana
Punting Average	49.8, Jarrett vs. Notre Dame	50.1, Hildbold (Notre Dame)	Passing Yardage	48 vs. Indiana	531 vs. Fresno St.
Longest Punt	71, Jarrett vs. Notre Dame	61, Dorsch (Purdue)	Total Offense	241 vs. Missouri	560 vs. Fresno St.
Field Goals	2, Rayner vs. MICH/MO	2, Wasielewski (N'western)	Total Plays	57 vs. Michigan	84 vs. N'western
Field Goal Attempts	4, Rayner vs. Michigan	4, Wasielewski (N'western)	Rushing Attempts	22 vs. Fresno State	63 vs. Indiana
Longest Field Goal	41, Rayner vs. Fresno State	57, Epstein (Michigan)	Passing Attempts	13 vs. Indiana	58 vs. Fresno St.
Points	18, Rogers & Duckett vs. Missouri	18, Evans (UW)/Williams (IND)/McCoo (PSU)	Pass Completions	4 vs. Indiana	35 vs. Fresno St.
TDs Rushing	3, Duckett vs. Missouri	3, Williams (IND)/McCoo (PSU)	Passes Intercepted	0 (three times)	4 vs. Iowa
TD Passes	3, Smoker vs. WIS/IND/PSU/FSU	4, Carr (Fresno State)	Fumbles Recovered	0 (six times)	2 vs. Purdue
TDs Receiving	2, Rogers vs. WIS/PSU/MO/FSU	3, Evans (Wisconsin)	Opp. Yards Penalized	10 vs. Penn State	105 vs. N'western
Long Punt Return	64, Rogers vs. N'western	53, Jones (Notre Dame)			
Long Int. Return	25, Nelson vs. Notre Dame	16, Smith (Indiana)			
Quarterback Sacks	3, Labinjo vs. Wisconsin	3, Orr & Bowman (Michigan)			
Tackles for Loss	4, Labinjo vs. Wisconsin	5, Orr (Michigan)			
Tackles	16, Labinjo vs. Northwestern	15, Duncan (Missouri)			
		16, Thornhill vs. Iowa			

2001 Big Ten Standings & Statistics ::

2001 Final Standings

	Conference					Overall				
	W	L	Pct.	PF	PA	W	L	Pct.	PF	PA
1. Illinois	7	1	.875	261	199	10	2	.833	390	285
2. Michigan	6	2	.750	216	135	8	4	.667	320	237
3. Ohio State	5	3	.625	223	174	7	5	.583	312	244
4. Purdue	4	4	.500	153	193	6	6	.500	250	278
Iowa	4	4	.500	263	206	7	5	.583	391	258
Penn State	4	4	.500	189	208	5	6	.455	248	281
Indiana	4	4	.500	239	220	5	6	.455	305	298
8. Michigan State	3	5	.375	223	238	7	5	.583	374	311
Wisconsin	3	5	.375	215	260	5	7	.417	313	346
10. Minnesota	2	6	.250	191	237	4	7	.364	308	299
Northwestern	2	6	.250	197	300	4	7	.364	320	378

Team Statistics

Rushing Offense							SCORING OFFENSE													
G	Att.	Yds.	Avg.	TD	YPG		G	TD	KXP	2XP	DXP	FG	SAF	PTS	Avg.					
1. Indiana	11	541	2964	5.5	33	269.5	1. Iowa	12	51	49	0	0	12	0	391	32.6				
2. Minnesota	11	465	2389	5.1	20	217.2	2. Illinois	12	47	42	0	0	22	0	390	32.5				
3. Northwestern	11	499	2044	4.1	21	185.8	3. Michigan State	12	50	45	0	0	9	1	374	31.2				
4. Ohio State	12	548	2157	3.9	25	179.8	4. Northwestern	11	43	37	1	0	7	1	320	29.1				
5. Wisconsin	12	512	2123	4.1	21	176.9	5. Minnesota	11	40	37	2	0	9	0	308	28.0				
6. Iowa	12	488	2104	4.3	29	175.3	6. Indiana	11	44	33	1	0	2	0	305	27.7				
7. Michigan State	12	497	1854	3.7	19	154.5	7. Michigan	12	40	37	1	0	13	1	320	26.7				
8. Michigan	12	480	1716	3.6	18	143.0	8. Wisconsin	12	39	35	1	0	14	0	313	26.1				
9. Illinois	12	488	1714	3.5	13	142.8	9. Ohio State	12	40	36	0	0	10	3	312	26.0				
10. Penn State	11	383	1317	3.4	16	119.7	10. Penn State	11	33	30	0	0	6	1	248	22.5				
11. Purdue	12	429	1176	2.7	11	98.0	11. Purdue	12	27	20	1	0	22	0	250	20.8				

Passing Offense								Rushing Defense							
G	Att.	Comp.	Int.	Pct.	Yds.	TD	YPG	G	Att.	Yds.	Avg.	TD	YPG		
1. Michigan State	12	387	230	11	59.4	3510	27	292.5	1. Michigan	12	428	1069	2.5	12	89.1
2. Illinois	12	418	226	15	54.1	3327	29	277.2	2. Iowa	12	437	1405	3.2	12	117.1
3. Northwestern	11	443	254	11	57.3	2828	21	257.1	3. Purdue	12	480	1477	3.1	13	123.1
4. Penn State	11	361	182	18	50.4	2487	13	226.1	4. Ohio State	12	464	1666	3.6	14	138.8
5. Purdue	12	477	244	17	51.2	2665	13	222.1	5. Indiana	11	408	1586	3.9	18	144.2
6. Iowa	12	323	210	13	65.0	2618	20	218.2	6. Illinois	12	456	1768	3.9	17	147.3
7. Michigan	12	403	216	14	53.6	2595	20	216.2	7. Wisconsin	12	489	2037	4.2	18	169.8
8. Wisconsin	12	329	166	13	50.5	2556	17	213.0	8. Michigan State	11	489	2170	4.4	21	180.8
9. Minnesota	11	311	170	11	54.7	2250	19	204.5	9. Minnesota	11	482	2218	4.6	19	201.6
10. Ohio State	12	286	148	11	51.7	2290	12	190.8	10. Northwestern	11	509	2254	4.4	27	204.9
11. Indiana	11	264	137	5	51.9	1824	10	165.8	11. Penn State	11	510	2268	4.4	19	206.2

Total Offense								Pass Def. Efficiency									
G	Rush	Pass	Plays	Yds.	Avg.	TD	YPG	G	Att.	Cmp.	Int.	Pct.	Yds	TD	Rating		
1. Michigan State	12	1854	3510	884	5364	6.1	46	447.0	1. Ohio State	12	362	188	20	51.9	2364	13	107.6
2. Northwestern	11	2044	2828	942	4872	5.2	42	442.9	2. Illinois	12	450	225	18	50.0	2804	19	108.3
3. Indiana	11	2964	1824	805	4788	5.9	43	435.3	3. Michigan State	12	380	198	18	52.1	2468	18	112.8
4. Minnesota	11	2389	2250	776	4639	6.0	39	421.7	4. Purdue	12	368	197	21	53.5	2459	18	114.4
5. Illinois	12	1714	3327	906	5041	5.6	42	420.1	5. Michigan	12	419	231	11	55.1	2728	13	114.8
6. Iowa	12	2104	2618	811	4722	5.8	49	393.5	6. Iowa	12	377	208	13	55.2	2496	15	117.0
7. Wisconsin	12	2123	2556	841	4679	5.6	38	389.9	7. Wisconsin	12	328	165	13	50.3	2413	22	126.3
8. Ohio State	12	2157	2290	834	4447	5.3	37	370.6	8. Northwestern	11	377	209	13	55.4	2889	20	130.4
9. Michigan	12	1716	2595	883	4311	4.9	38	359.2	9. Minnesota	11	337	199	8	59.1	2456	16	131.2
10. Penn State	11	1317	2487	744	3804	5.1	29	345.8	10. Penn State	11	328	186	6	56.7	2612	13	133.0
11. Purdue	12	1176	2665	906	3841	4.2	24	320.1	11. Indiana	11	362	227	9	62.7	2746	21	140.6

... 2001 Big Ten Statistics

Team Statistics

Total Defense									Punt Returns					
G	Rush	Pass	Plays	Yds.	Avg.	TD	YPG		G	No.	Yds.	TD	Avg.	
1. Michigan	12	1069	2728	847	3797	4.5	25	316.4	1. Iowa	12	32	466	1	14.6
2. Iowa	12	1405	2496	814	3901	4.8	27	325.1	2. Penn State	11	25	311	3	12.4
3. Purdue	12	1477	2459	848	3936	4.6	31	328.0	3. Wisconsin	12	21	246	0	11.7
4. Ohio State	12	1666	2364	826	4030	4.9	27	335.8	4. Indiana	11	18	206	1	11.4
5. Wisconsin	12	2037	2413	817	4450	5.4	40	370.8	5. Minnesota	11	22	235	0	10.7
6. Illinois	12	1768	2804	906	4572	5.0	36	381.0	6. Michigan	12	49	511	2	10.4
7. Michigan State	12	2170	2468	869	4638	5.3	39	386.5	7. Northwestern	11	22	225	1	10.2
8. Indiana	11	1586	2746	770	4332	5.6	39	393.8	8. Illinois	12	44	406	1	9.2
9. Minnesota	11	2218	2456	819	4674	5.7	35	424.9	9. Ohio State	12	30	266	1	8.9
10. Penn State	11	2268	2612	838	4880	5.8	32	443.6	10. Purdue	12	40	348	0	8.7
11. Northwestern	11	2254	2889	886	5143	5.8	47	467.5	11. Michigan State	12	29	240	1	8.3

Scoring Defense									Net Punting							
G	TD	KXP	2XP	DXP	FG	SAF	PTS	Avg.	G	Punts	Avg.	PR	Yds.	Net Avg.		
1. Michigan	12	28	25	0	0	14	1	237	19.8	1. Ohio State	12	55	42.2	26	219	38.3
2. Ohio State	12	30	21	2	0	13	0	244	20.3	2. Penn State	11	72	40.5	24	174	38.0
3. Iowa	12	31	25	2	0	13	2	258	21.5	3. Purdue	12	83	42.3	38	372	37.9
4. Purdue	12	36	34	0	0	8	2	278	23.2	4. Illinois	12	62	42.1	30	334	36.7
5. Illinois	12	38	29	2	0	8	0	285	23.8	5. Northwestern	11	70	42.8	33	433	36.6
6. Penn State	11	34	29	0	0	16	0	281	25.5	6. Michigan	12	77	38.8	38	302	34.8
7. Michigan State	12	42	41	0	0	6	0	311	25.9	7. Wisconsin	12	67	38.4	31	312	33.8
8. Indiana	11	41	36	2	0	4	0	298	27.1	8. Michigan State	12	58	39.0	27	317	33.5
9. Minnesota	11	37	34	1	0	13	1	299	27.2	9. Minnesota	11	55	38.3	24	287	33.1
10. Wisconsin	12	43	36	2	0	16	0	346	28.8	10. Iowa	12	49	35.7	20	150	32.6
11. Northwestern	11	51	44	2	0	8	0	378	34.4	11. Indiana	11	45	30.7	20	165	27.0

Kickoff Returns						Turnover Margin						
G	No.	Yds.	TD	Avg.		TO Gained	TO Lost	Margin				
					Turnover Margin	G	Fum.	Int.	Tot.	Fum.	Int.	
1. Michigan State	12	40	895	2	22.4	1. Purdue	12	19	21	40	12	17
2. Indiana	11	37	812	0	21.9	29 +0.92						
3. Ohio State	12	34	713	0	21.0	2. Ohio State	12	11	20	31	10	11
4. Minnesota	11	36	726	0	20.2	21 +0.83						
5. Iowa	12	43	863	0	20.1	3. Indiana	11	10	9	19	7	5
6. Penn State	11	36	712	1	19.8	12 +0.64						
7. Michigan	12	34	667	0	19.6	4. Illinois	12	9	18	27	8	15
8. Wisconsin	12	40	779	0	19.5	23 +0.33						
9. Purdue	12	35	678	0	19.4	5. Minnesota	11	7	8	15	2	11
10. Illinois	12	31	594	0	19.2	13 +0.18						
11. Northwestern	11	44	797	0	18.1							

Individual Statistics

Rushing							Total Offense						
G	Att.	Yds.	Avg.	TD	YPG		G	Rush	Pass	Plays	Yds.	YPG	
1. Anthony Davis, WIS	11	291	1466	5.0	11	133.3	1. Zak Kustok, NU	11	580	2692	579	3272	297.5
2. Levron Williams, IND	11	212	1401	6.6	17	127.4	2. Kurt Kittner, ILL	12	-14	3256	451	3242	270.2
3. T.J. Duckett, MSU	12	263	1420	5.4	12	118.3	3. Antwaan Randle El, IND	11	964	1664	419	2628	238.9
4. Jonathan Wells, OSU	12	251	1294	5.2	16	107.8	4. Jeff Smoker, MSU	11	-58	2579	343	2521	229.2
5. Tellis Redmon, MINN	11	185	1091	5.9	6	99.2	5. Steve Bellisari, OSU	10	107	1919	303	2026	202.6
6. Ladell Betts, IOWA	12	222	1060	4.8	10	88.3	6. Brandon Hance, PUR	9	242	1529	370	1771	196.8
7. Antwaan Randle El, IND	11	188	964	5.1	8	87.6	7. John Navarre, MICH	12	-118	2435	434	2317	193.1
8. B.J. Askew, MICH	12	199	902	4.5	10	75.2	8. Zack Mills, PSU	10	187	1669	304	1856	185.6
9. Marion Barber III, MINN	11	118	742	6.3	7	67.5	9. Brooks Bollinger, WIS	9	388	1257	269	1645	182.8
10. Antoino Harris, ILL	10	169	629	3.7	6	62.9	10. Kyle McCann, IOWA	12	78	2028	310	2106	175.5

Passing Efficiency								Receptions							
G	Att.	Comp.	Int.	Pct.	Yds.	TD	Rating	G	No.	Yds.	Avg.	TD	RPG		
1. Jeff Smoker, MSU	11	262	166	8	63.4	2579	21	166.4	1. Marquise Walker, MICH	12	86	1143	13.3	11	7.17
2. Kyle McCann, IOWA	12	252	167	11	66.3	2028	16	146.1	2. Lee Evans, WIS	12	75	1545	20.6	9	6.25
3. Brad Banks, IOWA	10	68	41	2	60.3	582	4	145.7	3. Taylor Stubblefield, PUR	12	73	910	12.5	2	6.08
4. Steve Bellisari, OSU	10	220	119	7	54.1	1919	10	136.0	4. Charles Rogers, MSU	12	67	1470	21.9	14	5.58
5. Kurt Kittner, ILL	12	409	221	14	54.0	3256	27	135.8	5. Brandon Lloyd, ILL	12	65	1062	16.3	10	5.42
6. Asad Abdul-Khalik, MINN	11	187	107	6	57.2	1393	12	134.6	6. Ron Johnson, MINN	11	56	895	16.0	9	5.09
7. Jim Sorgi, WIS	11	132	64	8	48.5	1096	9	128.6	Kunle Patrick, NU	11	56	672	12.0	5	5.09
8. Zak Kustok, NU	11	404	231	10	57.2	2692	20	124.5	8. Kahlil Hill, IOWA	12	59	841	14.3	8	4.92
9. Antwaan Randle El, IND	11	231	118	5	51.1	1664	9	120.1	Tim Stratton, PUR	12	59	509	8.6	2	4.92
10. Zack Mills, PSU	10	230	127	12	55.2	1669	9	118.7	10. Herb Haygood, MSU	12	57	808	14.2	4	4.75


Individual Statistics													
Receiving Yards							Punt Returns						
G	No.	Yds.	Avg.	TD	YPG		G	No.	Yds.	TD	Avg.		
1. Lee Evans, WIS	12	75	1545	20.6	9	128.8	1. Nick Davis, WIS	12	20	246	0	12.3	
2. Charles Rogers, MSU	12	67	1470	21.9	14	122.5	2. Kahlil Hill, IOWA	12	19	226	0	11.9	
3. Marquise Walker, MICH	12	86	1143	13.3	11	95.2	3. Bruce Branch, PSU	11	22	245	1	11.1	
4. Brandon Lloyd, ILL	12	65	1062	16.3	10	88.5	4. Sam Simmons, NU	11	15	162	1	10.8	
5. Michael Jenkins, OSU	12	49	988	20.2	3	82.3	5. Tellis Redmon, MINN	11	19	202	0	10.6	
6. Ron Johnson, MINN	11	56	895	16.0	9	81.4	6. Eugene Wilson, ILL	12	25	250	0	10.0	
7. Bryant Johnson, PSU	11	51	866	17.0	3	78.7	7. Antwaan Randle El, IND	11	16	149	0	9.3	
8. Taylor Stubblefield, PUR	12	73	910	12.5	2	75.8	8. Marquise Walker, MICH	12	23	206	0	9.0	
9. Walter Young, ILL	12	50	890	17.8	8	74.2	9. Charles Rogers, MSU	12	18	158	1	8.8	
10. Sam Simmons, NU	11	50	807	16.1	7	73.4	10. Seth Morales, PUR	12	39	331	0	8.5	
All-Purpose							Kickoff Returns						
G	Rush	Rec.	PR	KOR	Yds.	YPG	G	No.	Yds.	TD	Avg.		
1. Levron Williams, IND	11	1401	289	0	511	2201	200.1	1. Larry Johnson, PSU	11	17	454	1	26.7
2. Tellis Redmon, MINN	11	1091	83	202	308	1684	153.1	2. Herb Haygood, MSU	12	24	632	2	26.3
3. Charles Rogers, MSU	12	36	1470	158	0	1664	138.7	3. Levron Williams, IND	11	21	511	0	24.3
4. Anthony Davis, WIS	11	1466	0	0	0	1466	133.3	Kahlil Hill, IOWA	12	15	364	0	24.3
5. Lee Evans, WIS	12	0	1545	0	0	1545	128.8	5. Nick Davis, WIS	12	27	595	0	22.0
6. T.J. Duckett, MSU	12	1420	80	0	0	1500	125.0	6. Maurice Hall, OSU	11	24	523	0	21.8
7. Herb Haygood, MSU	12	6	808	0	632	1446	120.5	7. Todd Howard, MICH	12	22	469	0	21.3
8. Kahlil Hill, IOWA	12	0	841	226	364	1431	119.2	8. A.C. Carter, IND	11	11	221	0	20.1
9. Jonathan Wells, OSU	12	1294	117	0	18	1429	119.1	9. C.J. Jones, IOWA	11	12	237	0	19.8
10. Marquise Walker, MICH	12	29	1143	206	0	1378	114.8	10. Eugene Wilson, ILL	12	12	235	0	19.6
Scoring							Field Goals						
G	TD	XP	FG	PTS	PPG		G	FGM	FGA	Pct.	MPG		
1. Levron Williams, IND	11	19	0	0	114	10.4	1. Travis Dorsch, PUR	12	22	27	81.5	1.83	
2. Charles Rogers, MSU	12	16	0	0	96	8.0	2. Peter Christofilakos, ILL	10	12	13	92.3	1.20	
Jonathan Wells, OSU	12	16	0	0	96	8.0	3. Hayden Epstein, MICH	12	13	20	65.0	1.08	
4. Travis Dorsch, PUR	12	0	20	22	86	7.2	4. Nate Kaeding, IOWA	12	12	16	75.0	1.00	
5. Nate Kaeding, IOWA	12	0	49	12	85	7.1	5. Mark Neuser, WIS	9	8	12	66.7	0.89	
6. Dave Rayner, MSU	9	0	36	8	60	6.7	6. Dave Rayner, MSU	9	8	14	57.1	0.89	
7. Peter Christofilakos, ILL	10	0	29	12	65	6.5	7. Dan Nyastrom, MINN	11	9	15	60.0	0.82	
T.J. Duckett, MSU	12	13	0	0	78	6.5	8. Mike Nugent, OSU	10	7	14	50.0	0.70	
9. Hayden Epstein, MICH	12	0	37	13	76	6.3	9. Robbie Gould, PSU	9	6	10	60.0	0.67	
10. Zak Kustok, NU	11	11	0	0	66	6.0	10. Dave Wasielewski, NU	11	7	13	53.8	0.64	
Kick Scoring							Interceptions						
G	PATs	FGs	PTS	PPG			G	No.	Yds.	TD	IPG		
1. Travis Dorsch, PUR	12	20-25	22-27	86	7.2	1. Derek Ross, OSU	11	7	194	1	0.64		
2. Nate Kaeding, IOWA	12	49-50	12-16	85	7.1	2. Stuart Schweigert, PUR	12	6	110	0	0.50		
3. Dave Rayner, MSU	9	36-37	8-14	60	6.7	Eugene Wilson, ILL	12	6	29	0	0.50		
4. Peter Christofilakos, ILL	10	29-29	12-13	65	6.5	4. Broderick Nelson, MSU	12	5	40	0	0.42		
5. Hayden Epstein, MICH	12	37-37	13-20	76	6.3	5. Bob Sanders, IOWA	11	4	24	0	0.36		
6. Dan Nyastrom, MINN	11	37-37	9-15	64	5.8	6. Christian Morton, ILL	12	4	104	2	0.33		
7. Mark Neuser, WIS	9	27-27	8-12	51	5.7	Duron Bryan, MSU	12	4	33	0	0.33		
8. David Wasielewski, NU	11	37-40	7-13	58	5.3	8. Marcus Floyd, IND	11	3	49	0	0.27		
9. Robbie Gould, PSU	9	29-29	6-10	47	5.2	Marlin Jackson, Michigan	11	3	0	0	0.27		
10. Mike Nugent, OSU	10	27-29	7-14	48	4.8	10. Mike Doss, OSU	12	3	71	0	0.25		
Punting													
G	No.	Yds.	Avg.										
1. Travis Dorsch, PUR	12	53	2547	48.1									
2. Andy Groom, OSU	12	49	2204	45.0									
3. Craig Jarrett, MSU	12	51	2225	43.6									
4. J.J. Standring, NU	11	69	2971	43.1									
5. Steve Fitts, ILL	12	62	2612	42.1									
6. Preston Gruening, MINN	11	51	2109	41.4									
7. David Royer, PSU	11	71	2880	40.6									
8. Kirk Munden, WIS	9	35	1390	39.7									
9. Hayden Epstein, MICH	12	71	2790	39.3									
10. David Bradley, IOWA	12	41	1503	36.7									

BIG TEN
CONFERENCE
www.bigten.org



.: 2001 All-Big Ten Teams

Big Ten Awards		Coaches All-Big Ten Team		
Coaches Awards		First Team	Offense	Second Team
OFFENSIVE PLAYER OF THE YEAR Antwaan Randle El, Indiana		Antwaan Randle El, Indiana	Quarterback	Kurt Kittner, Illinois
		Anthony Davis, Wisconsin	Running Back	Ladell Betts, Iowa
OFFENSIVE LINEMAN OF THE YEAR LeCharles Bentley, Ohio State		Levron Williams, Indiana	Running Back	Jonathan Wells, Ohio State
		Lee Evans, Wisconsin	Receiver	Brandon Lloyd, Illinois
DEFENSIVE PLAYER OF THE YEAR Larry Foote, Michigan		Marquise Walker, Michigan	Receiver	Ron Johnson, Minnesota
		LeCharles Bentley, Ohio State	Center	Luke Butkus, Illinois
DEFENSIVE LINEMAN OF THE YEAR Wendell Bryant, Wisconsin		Jay Kulaga, Illinois	Guard	Enoch DeMar, Indiana
		Eric Steinbach, Iowa	Guard	Jonathan Goodwin, Michigan
FRESHMAN OF THE YEAR Anthony Davis, Wisconsin		Tony Pashos, Illinois	Tackle	Ben Johnson, Wisconsin
		Tyson Walter, Ohio State	Tackle	David Porter, Iowa
		Mark Anelli, Wisconsin	Tight End	Chris Baker, Michigan State (tie)
				Ben Utecht, Minnesota (tie)
		Travis Dorsch, Purdue	Kicker	Hayden Epstein, Michigan
Media Awards		First Team	Offense	Second Team
OFFENSIVE PLAYER OF THE YEAR Antwaan Randle El, Indiana		Akin Ayodele, Purdue	Line	Mike Collins, Ohio State
		Wendell Bryant, Wisconsin	Line	Napoleon Harris, Northwestern
DEFENSIVE PLAYER OF THE YEAR Larry Foote, Michigan		Jimmy Kennedy, Penn State	Line	Aaron Kampman, Iowa
		Matt Mitrione, Purdue	Line	Josh Shaw, Michigan State
FRESHMAN OF THE YEAR Anthony Davis, Wisconsin		Larry Foote, Michigan	Linebacker	Kevin Bentley, Northwestern
		Nick Greisen, Wisconsin	Linebacker	Joe Cooper, Ohio State
DAVE McCLAIN BIG TEN COACH OF THE YEAR Ron Turner, Illinois		Josh Thornhill, Michigan State	Linebacker	Victor Hobson, Michigan
		Mike Doss, Ohio State	Defensive Back	Todd Howard, Michigan
		Mike Echols, Wisconsin	Defensive Back	Bobby Jackson, Illinois
		Bob Sanders, Iowa	Defensive Back	Derek Ross, Ohio State
		Eugene Wilson, Illinois	Defensive Back	Stuart Schweigert, Purdue
		Travis Dorsch, Purdue	Punter	Andy Groom, Ohio State
Media All-Big Ten Team				
		First Team	Offense	Second Team
		Antwaan Randle El, Indiana	Quarterback	Kurt Kittner, Illinois
		Anthony Davis, Wisconsin	Running Back	T.J. Duckett, Michigan State
		*Levron Williams, Indiana	Running Back	Jonathan Wells, Ohio State
		Lee Evans, Wisconsin	Receiver	Brandon Lloyd, Illinois
		Marquise Walker, Michigan	Receiver	Charles Rogers, Michigan State
		LeCharles Bentley, Ohio State	Center	Luke Butkus, Illinois
		Jonathan Goodwin, Michigan	Guard	Enoch, DeMar, Indiana
		Jay Kulaga, Illinois	Guard	Eric Steinbach, Iowa
		Tony Pashos, Illinois	Tackle	Ben Johnson, Wisconsin
		Tyson Walter, Ohio State	Tackle	David Porter, Iowa
		Tim Stratton, Purdue	Tight End	Chris Baker, Michigan State
		Travis Dorsch, Purdue	Kicker	Peter Christofilakos, Illinois
		First Team	Defense	Second Team
		Akin Ayodele, Purdue	Line	Napoleon Harris, Northwestern
		*Wendell Bryant, Wisconsin	Line	Jimmy Kennedy, Penn State
		Aaron Kampman, Iowa	Line	Matt Mitrione, Purdue
		Dan Rumishek, Michigan	Line	Shantee Orr, Michigan
		Larry Foote, Michigan	Linebacker	Victor Hobson, Michigan
		Nick Greisen, Wisconsin	Linebacker	Jerry Schumacher, Illinois
		Josh Thornhill, Michigan State	Linebacker	Justin Smith, Indiana



Sept. 8, 2001
 East Lansing, Mich.
 Spartan Stadium • Att: 73,879

Michigan State 35
 Central Michigan 21

Score by Quarters	1	2	3	4	Final
Central Michigan	7	0	0	14	21
Michigan State	7	21	7	0	35

Scoring Summary

First Quarter

MSU – Baker 9 pass from Smoker (Schaefer kick), 5:40 left
 Drive: 9 plays, 67 yards, TOP 4:38
 CMU – Humphrey 18 pass from Vickers (Savich kick), 0:38 left
 Drive: 1 play, 18 yards, TOP 0:06

Second Quarter

MSU – Smoker 3 run (Schaefer kick), 4:23 left
 Drive: 11 plays, 80 yards, TOP 4:06
 MSU – Flowers 28 pass from Van Dyke (Schaefer kick), 2:51 left
 Drive: 1 play, 28 yards, TOP 0:05
 MSU – Maples 53 pass from Van Dyke (Schaefer kick), 0:27 left
 Drive: 3 plays, 66 yards, TOP 0:26

Third Quarter

MSU – Duckett 31 run (Schaefer kick), 11:37 left
 Drive: 7 plays, 67 yards, TOP 3:23

Fourth Quarter

CMU – Ballard 17 blocked punt return (Savich kick), 9:13 left
 CMU – Omari 36 blocked punt return (Savich kick), 6:41 left

Team Statistics

	CMU	MSU
First Downs	16	25
Rushes-Yards	40-165	49-196
Passing Yards	122	290
Passes	36-18-2	29-18-1
Total Offense	76-287	78-486
Return Yards	95	33
Fumbles-Lost	1-1	2-2
Penalties-Yards	9-88	11-70
Punts-Avg.	6-40.7	6-19.5
Time of Possession	26:48	33:12

Individual Rushing

CMU: Mixon 16-72, Lawhorne 10-38, Vickers 8-29, Jackson 5-27, Team 1(-1). MSU: Duckett 22-120, Dortch 6-46, Flowers 9-42, Van Dyke 3-2, Smoker 9(-14).

Individual Passing

CMU: Vickers 36-18-2 122. MSU: Smoker 23-15-1 196, Van Dyke 6-3-0 94.

Individual Receiving

CMU: Turner 7-19, Humphrey 4-50, Mixon 3-39, McKnight 1-5, Jackson 1-4, Brown 1-4, Lawhorne 1-1. MSU: Flowers 4-41, Rogers 3-72, Lovett 3-48, Baker 2-20, Easter 2-16, Maples 1-53, Dortch 1-17, Haygood 1-17, Woods 1-6.

Jeff Smoker threw for 196 yards and a touchdown and ran for another score while his back-up Ryan Van Dyke tossed two TD passes as Michigan State defeated Central Michigan, 35-21. The Spartans jumped out to a 7-0 lead on Smoker's 9-yard TD toss to Chris Baker with 5:40 left in the first quarter. A blocked punt set up Central Michigan's only offensive touchdown, an 18-yard TD strike from Derrick Vickers to Tory Humphrey with 38 seconds left in the first quarter to tie the game at 7. The Spartans scored 28 straight points to take control of the game. Smoker capped off an 11-play, 80-yard drive with a 3-yard keeper around right end with 4:23 left in the first half. A Central Michigan fumble led to another Spartan touchdown as Van Dyke found Little John Flowers alone over the middle for a 28-yard scoring play. Michigan State moved out to a 28-7 halftime lead on Van Dyke's 53-yard bomb to Roderick Maples. The Spartans opened the second half with a seven-play, 67-yard drive and built a 35-7 lead on T.J. Duckett's 31-yard TD run around right end. The Chippewas scored twice on blocked punts in the fourth quarter – a 17-yard return by Joe Ballard and a 36-yard return by Omari Colen. Central Michigan's James King tied the NCAA single-game record with four blocked punts. Michigan State outgained Central Michigan in total yards, 486-287. Duckett paced the Spartan ground attack with 120 yards on 22 carries. Charles Rogers had three catches for 72 yards in his Spartan debut.



Chris Baker gave the Spartans a 7-0 lead with this one-handed catch in the 2001 season opener vs. Central Michigan.

10
20
30
40
50
60
70
80
90
100

2001 SEASON

::: Game 2 vs. Notre Dame

Michigan State 17
 Notre Dame 10

Ryan Van Dyke came off the bench to throw for 149 yards and two scores, including a 47-yard touchdown strike to Charles Rogers with 7:51 left, to give Michigan State a 17-10 victory over No. 23 Notre Dame. It marked MSU's fifth-straight triumph over the Fighting Irish, including its third-straight win in Notre Dame Stadium. The Spartans scored on their first series as a 14-play, 68-yard drive resulted in a 29-yard field goal by David Schaefer with 7:39 remaining in the first quarter. Early in the second quarter, Notre Dame tied the game at 3 on Nicholas Setta's 43-yard field goal. Irish tailback Tony Fisher carries six times for 49 yards during the 11-play, 54-yard scoring drive. Van Dyke capped a seven-play, 79-yard drive with a 6-yard TD toss to Chris Baker to give the Spartans a 10-3 lead with 5:37 to play in the first half. A 53-yard punt return by Julius Jones set up Notre Dame's game-tying score, a 6-yard TD throw from Matt LoVecchio to Javin Hunter with 0:38 left in the second quarter. Faced with third-and-6 midway through the fourth quarter, Rogers caught a quick slant from Van Dyke, spun out of Vontez Duff's attempted tackle and outraced three Notre Dame defensive backs to the end zone for the game-winning score. The Spartan defense came up with two big plays in the closing minutes to cement the win. Mike Labinjo dropped Setta for a 3-yard loss on an Irish fake field-goal attempt with 4:09 on the clock. After Craig Jarrett's 71-yard punt pinned Notre Dame back on its 26-yard line, Broderick Nelson intercepted LoVecchio's pass attempt and returned it 25 yards to the Irish 7 with 1:44 left to ice the game. Michigan State out-gained Notre Dame in total yards, 332-280.

Sept. 22, 2001
 Notre Dame, Ind.
 Notre Dame Stadium • Att: 80,795

Score by Quarters	1	2	3	4	Final
Michigan State	3	7	0	7	17
Notre Dame	0	10	0	0	10

Scoring Summary

First Quarter

MSU - FG Schaefer 29, 7:39 left
 Drive: 14 plays, 68 yards, TOP 5:19

Second Quarter

ND - FG Setta 43, 12:17 left
 Drive: 11 plays, 54 yards, TOP 4:25
 MSU - Baker 6 pass from Van Dyke (Schaefer kick), 5:37 left
 Drive: 7 plays, 79 yards, TOP 2:27
 ND - Hunter 6 pass from LoVecchio (Setta kick), 0:38 left
 Drive: 1 play, 6 yards, TOP 0:07

Fourth Quarter

MSU - Rogers 47 pass from Van Dyke (Schaefer kick), 7:51 left
 Drive: 6 plays, 70 yards, TOP 2:00

Team Statistics	MSU	ND
First Downs	16	18
Rushes-Yards	40-124	43-156
Passing Yards	208	124
Passes	25-14-0	24-13-1
Total Offense	65-332	67-280
Return Yards	48	71
Fumbles-Lost	1-0	3-1
Penalties-Yards	14-101	5-61
Punts-Avg.	9-49.8	8-50.1
Time of Possession	31:07	28:53

Individual Rushing


MSU: Duckett 22-71, Flowers 6-33, Van Dyke 3-14, Dortch 2-7, Smoker 6-0, Team 1-(-1). **ND:** Fisher 17-103, Jones 13-56, Holiday 4-7, Battle 1-(-2), Setta 1-(-3), LoVecchio 7-(-5).

Individual Passing

MSU: Van Dyke 15-9-0 149, Smoker 10-5-0 59. **ND:** LoVecchio 22-12-1 119, Holiday 1-1-0 5, Givens 1-0-0 0.


Individual Receiving

MSU: Rogers 4-116, Flowers 3-37, Lovett 2-9, Duckett 2-1, Haygood 1-26, Woods 1-13, Baker 1-6. **ND:** Hunter 6-57, Jenkins 4-39, Lopienski 1-17, Battle 1-15, Jones 1-(-4).



Michigan State's defense forced two Irish turnovers, including this fumble recovery by Mike Labinjo late in the first quarter.

2001 SEASON



Sept. 29, 2001
Evanston, Ill.
Ryan Field • Att: 40,103

Score by Quarters	1	2	3	4	Final
Michigan State	7	7	0	12	26
Northwestern	14	3	0	10	27

Scoring Summary

First Quarter

MSU – Duckett 1 run (Schaefer kick), 11:28 left
Drive: 5 plays, 47 yards, TOP 1:31
NU – Kustok 1 run (Wasielewski kick), 8:13 left
Drive: 5 plays, 24 yards, TOP 1:05
NU – Patrick 22 pass from Kustok (Wasielewski kick), 1:35 left
Drive: 7 plays, 80 yards, TOP 1:36

Second Quarter

NU – FG Wasielewski 44, 3:01 left
Drive: 7 plays, 40 yards, TOP 2:01
MSU – Dowdell 3 run (Schaefer kick), 0:49 left
Drive: 10 plays, 74 yards, TOP 2:12

Fourth Quarter

MSU – Rogers 64 punt return (Servis kick failed), 4:42 left
NU – Patrick 10 pass from Kustok (Wasielewski kick), 0:29 left
Drive: 15 plays, 70 yards, TOP 4:13
MSU – Haygood 84 kickoff return (Schaefer kick blocked), 0:18 left
NU – FG Wasielewski 47, 0:00 left
Drive: 3 plays, 57 yards, TOP 0:18

Team Statistics

	MSU	NU
First Downs	26	20
Rushes-Yards	42-111	44-191
Passing Yards	274	231
Passes	37-22-1	40-23-1
Total Offense	79-385	84-422
Return Yards	92	12
Fumbles-Lost	3-2	0-0
Penalties-Yards	9-66	13-105
Punts-Avg.	5-41.4	7-45.7
Time of Possession	31:38	28:22

Individual Rushing

MSU: Duckett 22-104, Dowdell 2-16, Dortch 1-4, Flowers 3-3, Smoker 5-(-1), Van Dyke 9-(-15). NU: Kustok 15-105, Anderson 28-75, Simmons 1-11.

Individual Passing

MSU: Van Dyke 31-19-1 233, Smoker 6-3-0 41. NU: Kustok 40-23-1 231.

Individual Receiving

MSU: Baker 5-99, Rogers 5-68, Haygood 3-31, Flowers 3-27, Dortch 2-10, Duckett 1-14, Woods 1-14, Kavanaght 1-8, Lovett 1-3. NU: Patrick 7-54, Schweighardt 6-101, Farman 4-48, Anderson 4-19, Simmons 1-5, Jordan 1-4.

Northwestern 27
Michigan State 26

David Wasielewski's 47-yard field goal as time expired gave No. 16 Northwestern a 27-26 victory over No. 23 Michigan State. There were six lead changes in the contest, including four in the last five minutes. Michigan State scored on its first series as T.J. Duckett capped a five-play, 47-yard drive with a 1-yard touchdown run with 11:28 left in the first quarter. A fumbled punt set up Northwestern's game-tying touchdown as Zak Kustok scored on a 1-yard sneak to tie the game at 7 with 8:13 remaining in the first quarter. The Wildcats put together a seven-play, 80-yard drive and took a 14-7 lead thanks to Kustok's 22-yard TD strike to Kunle Patrick with 1:35 left in the opening quarter. Another Michigan State turnover, an interception thrown inside the Northwestern 20, resulted in points for the Wildcats as Wasielewski converted a 44-yard field goal with 3:01 left in the first half. The Spartans responded with a 10-play, 74-yard drive to cut their halftime deficit to 17-14 on Damon Dowdell's 3-yard keeper around right end. After a scoreless third quarter, Michigan State regained the lead at 20-17 on Charles Rogers' 64-yard punt return with 4:42 left in the game. Kustok finished off a 15-play, 70-yard drive with a 10-yard TD toss to Patrick to put the Wildcats back on top, 24-20, with 29 seconds left. Northwestern's lead lasted only 11 seconds as Herb Haygood returned the ensuing kickoff 84 yards for a touchdown as Michigan State reclaimed the lead at 26-24. Kustok's 54-yard Hail Mary completion to Jon Schweighardt with :08 left on the clock helped set up Wasielewski's game-winning kick. Northwestern gained 127 of its 422 total yards on its last two fourth-quarter drives. The Spartan defense held Heisman hopeful Damien Anderson to 75 yards on 28 rushes. Kustok accounted for 336 yards and three touchdowns. Duckett recorded his ninth career 100-yard game, picking up 104 yards on 22 carries.

A 64-yard punt return by Charles Rogers gave Michigan State a 20-17 lead with 4:42 left in the game.



...: Game 4 vs. Iowa

Michigan State 31
Iowa 28

Oct. 13, 2001
East Lansing, Mich.
Spartan Stadium • Att: 73,680

Herb Haygood accounted for 240 all-purpose yards and two touchdowns to lead Michigan State to a 31-28 Homecoming victory over Iowa in East Lansing, Mich. Michigan State scored on each of its first three possessions en route to its first Big Ten win of the season. Josh Shaw's interception ended Iowa's game-opening drive and his 15-yard return to the Hawkeye 43 set up MSU's first score. Five plays later, T.J. Duckett scored on a 6-yard run around right end as the Spartans jumped out to a 7-0 lead with 9:06 left in the first quarter. Jeff Smoker finished off an eight-play, 68-yard drive with a 13-yard TD toss to Charles Rogers in the left corner of the end zone as the Spartans moved out to a 14-0 lead with 5:27 remaining in the first quarter. Iowa responded with a 13-play, 61-yard drive to cut its deficit to 14-7 as Kyle McCann scored on a 1-yard keeper off the option with 13:36 left in the first half. Michigan State answered on its next series as Smoker capped a nine-play, 80-yard drive with a 15-yard TD strike to Haygood in the back of the end zone to give the Spartans a 21-7 lead with 9:42 left in the second quarter. Iowa's defense forced a turnover on MSU's next series as Smoker fumbled while being sacked by Derrick Pickens. Aaron Kampman recovered the fumble on the Spartan 3-yard line and two plays later, McCann hit a wide-open Chris Oliver in the left flat from 3 yards out as the Hawkeyes pulled to within 21-14 with 5:51 remaining in the first half. Haygood returned the ensuing kickoff 100 yards for a touchdown as Michigan State doubled its lead to 28-14. Iowa got back into the game thanks to a blocked punt inside the Spartan 5 late in the first half. Ladell Betts bulled his way into the end zone from 1 yard out with 1:30 left in the second quarter as the Hawkeyes pulled to within a touchdown at halftime, 28-21. After a scoreless third quarter, Shaw came up with his second interception on the first play of the fourth quarter as the Spartans took over near midfield. Michigan State extended its lead to 31-21 as a 10-play, 48-yard drive resulted in Dave Rayner's first career field goal, a 22-yarder with 10:39 left in the game. McCann directed a six-play, 58-yard drive in the final minute and his 1-yard sneak with six seconds on the clock brought Iowa back to within three at 31-28 but the rally fell short as Tyrell Dortch fair caught the ensuing kickoff. Smoker completed 14-of-20 throws for 179 yards and two scores while Haygood set career highs with nine catches for 119 yards. Iowa outgained Michigan State in total yards, 364-269. The Hawkeye defense limited the Spartans to five first downs and 71 total yards in the second half.

Score by Quarters	1	2	3	4	Final
Iowa	0	21	0	7	28
Michigan State	14	14	0	3	31

Scoring Summary

First Quarter

MSU - Duckett 6 run (Rayner kick), 9:06 left
Drive: 5 plays, 43 yards, TOP 2:08
MSU - Rogers 13 pass from Smoker (Rayner kick), 5:27 left
Drive: 8 plays, 68 yards, TOP 2:30

Second Quarter

IOWA - McCann 1 run (Kaeding kick), 13:36 left
Drive: 13 plays, 61 yards, TOP 6:51
MSU - Haygood 15 pass from Smoker (Rayner kick), 9:42 left
Drive: 9 plays, 80 yards, TOP 3:54
IOWA - Oliver 3 pass from McCann (Kaeding kick), 5:51 left
Drive: 2 plays, 3 yards, TOP 0:46
MSU - Haygood 100 kickoff return (Rayner kick), 5:34 left
IOWA - Betts 1 run (Kaeding kick), 1:30 left
Drive: 2 plays, 2 yards, TOP 0:41

Fourth Quarter

MSU - FG Rayner 22, 10:39 left
Drive: 10 plays, 48 yards, TOP 4:17
IOWA - McCann 1 run (Kaeding kick), 0:06 left
Drive: 7 plays, 58 yards, TOP 0:51

Team Statistics	IOWA	MSU
First Downs	22	15
Rushes-Yards	35-144	39-90
Passing Yards	220	179
Passes	41-22-4	22-14-0
Total Offense	76-364	61-269
Return Yards	25	12
Fumbles-Lost	0-0	3-2
Penalties-Yards	11-63	8-58
Punts-Avg.	5-39.6	7-37.0
Time of Possession	31:42	28:18

Individual Rushing


IOWA: Betts 18-79, McCann 8-36, Greving 4-22, Allen 3-13, Hill 2-(-6).
MSU: Duckett 25-71, Moss 1-18, Haygood 1-6, Flowers 4-3, Team 1-(-1), Van Dyke 1-(-2), Smoker 6-(-5).

Individual Passing


IOWA: McCann 40-22-4 220, Team 1-0-0 0. **MSU:** Smoker 20-14-0 179, Van Dyke 2-0-0 0.

Individual Receiving

IOWA: Jones 5-39, Allen 4-46, Oliver 4-19, Betts 2-30, Hill 2-30, Dodge 2-21, Clark 2-18, Brown 1-17. **MSU:** Haygood 9-119, Baker 2-41, Rogers 1-13, McCoy 1-3, Lovett 1-3.




Josh Shaw produced eight tackles, including two for losses, and intercepted two passes vs. Iowa.



2001 SEASON

10
20
30
40
30
20
10



Oct. 20, 2001
 Minneapolis, Minn.
 HHH Metrodome • Att: 47,385

Score by Quarters	1	2	3	4	Final
Michigan State	10	0	7	2	19
Minnesota	7	7	0	14	28

Scoring Summary

First Quarter

MSU – Baker 5 pass from Smoker (Rayner kick), 10:14 left
 Drive: 9 plays, 63 yards, TOP 3:08
 MINN – Barber III 40 run (Nystrom kick), 6:51 left
 Drive: 4 plays, 81 yards, TOP 0:58
 MSU – FG Rayner 37, 2:29 left
 Drive: 10 plays, 50 yards, TOP 4:22

Second Quarter

MINN – Johnson 4 pass from Abdul-Khaliq (Nystrom kick), 7:58 left
 Drive: 13 plays, 65 yards, TOP 5:25

Third Quarter

MSU – Rogers 18 pass from Smoker (Rayner kick), 3:12 left
 Drive: 13 plays, 80 yards, TOP 5:22

Fourth Quarter

MINN – Redmon 6 run (Nystrom kick), 7:54 left
 Drive: 12 plays, 75 yards, TOP 4:43
 MINN – Barber III 39 run (Nystrom kick), 3:31 left
 Drive: 5 plays, 57 yards, TOP 2:41
 MSU – Team safety, 0:46 left

Team Statistics

	MSU	MINN
First Downs	29	20
Rushes-Yards	37-121	42-322
Passing Yards	351	124
Passes	47-27-1	24-11-0
Total Offense	84-472	66-446
Return Yards	5	0
Fumbles-Lost	2-1	0-0
Penalties-Yards	6-49	7-43
Punts-Avg.	3-25.7	5-41.0
Time of Possession	34:29	25:31

Individual Rushing

MSU: Duckett 20-81, Moss 5-23, Smoker 7-22, Rogers 1-4, Flowers 2-1, Van Dyke 2-(-10). MINN: Barber III 15-158, Redmon 22-126, Abdul-Khaliq 4-42, Gruening 1-(-4).

Individual Passing

MSU: Smoker 33-21-1 258, Van Dyke 13-6-0 93, Dowdell 1-0-0 0. MINN: Abdul-Khaliq 23-11-0 124, Redmon 1-0-0 0.

Individual Receiving

MSU: Haygood 8-117, Rogers 7-91, Baker 6-76, Flowers 4-32, Kavanaght 1-28, Lovett 1-7. MINN: Johnson 4-73, Burns 3-25, Patterson 2-14, Henderson 2-12.

Minnesota 28
 Michigan State 19

Marion Barber and Tellis Redmon combined for 284 yards rushing and three touchdowns to lead Minnesota to a 28-19 victory over Michigan State in the Metrodome. Michigan State scored on its first possession as a nine-play, 63-yard drive resulted in a 5-yard touchdown pass from Jeff Smoker to Chris Baker. Minnesota tied the score at 7 on Barber's 40-yard TD run down the near sideline with 6:51 left in the first quarter. The Spartans answered with a 10-play, 50-yard drive to take a 10-7 lead on Dave Rayner's 37-yard field goal with 2:29 remaining in the first quarter. Minnesota's second touchdown came off a Spartan turnover as Eli Ward stripped the ball from Baker after a 26-yard catch and Jack Brewer recovered the fumble at the Gopher 35. Asad Abdul-Khaliq capped a 13-play, 65-yard drive with a 4-yard TD toss to Ron Johnson as Minnesota took its first lead at 14-10 with 7:58 left in the second quarter. Michigan State put together a 13-play, 80-yard drive and regained the lead at 17-14 on Smoker's 18-yard TD strike to Charles Rogers with 3:12 remaining in the third quarter. Midway through the fourth quarter, Redmon finished off a 12-play, 75-yard drive with a 6-yard TD run around the right end as the Gophers took the lead for good at 21-17. Barber iced the game with his 39-yard TD run up the middle with 3:31 on the clock. Barber gained 158 yards on 15 rushes while Redmon picked up 126 yards on 22 carries. Smoker completed 21-of-33 throws for a career-high 258 yards and two scores. MSU's Herb Haygood had a game-high eight receptions for 117 yards. With six catches for 76 yards, Baker set a Spartan record for career receptions by a tight end with 109. The Spartans outgained Minnesota in total yards, 472-446.



Tyrell Dortch contributed seven tackles and a pass break-up in his first career start at cornerback vs. Minnesota.

10
20
30
40
50
60
70
80
90
100

2001 SEASON

::: Game 6 vs. Wisconsin

Michigan State 42
Wisconsin 28

Jeff Smoker completed 13-of-20 throws for 326 yards and three touchdowns to lead Michigan State to a 42-28 victory over Wisconsin. It marked Michigan State's first Big Ten road win since Nov. 13, 1999, 34-0, at Northwestern and its first victory in Madison, Wis., since Nov. 9, 1991, 20-7. Wisconsin jumped out to a 7-0 lead midway through the first quarter as a 35-yard punt return by Nick Davis set up Jim Sorgi's 42-yard TD strike to Lee Evans. Michigan State started its next possession at midfield thanks to Herb Haygood's 24-yard kickoff return. Seven plays later, the Spartans tied the score at 7 on T.J. Duckett's 1-yard TD run. The Badgers regained the lead midway through the second quarter as Sorgi hooked up with Evans for a 30-yard scoring pass. Late in the first half, Michigan State put together a seven-play, 91-yard drive and tied the game at 14 on Smoker's 5-yard TD toss to Charles Rogers in the back of the end zone. Smoker completed four-of-five passes for 87 yards on the game-tying second-quarter drive. The Spartans started the second half with a bang, scoring touchdowns on four of their first five possessions. Michigan State took the lead for good at 21-14 on Duckett's 43-yard TD run with 13:22 left in the third quarter. Duckett's 68-yard run set up Smoker's second TD pass, a 12-yard completion to Haygood with 3:03 remaining in the third quarter, as the Spartans moved out to a 28-14 lead. Wisconsin answered on its next series as Evans scored his third touchdown on a 70-yard bomb from Jeff Schabert to pull to within 28-21. Michigan State responded with a quick strike of its own as Smoker completed a 63-yard post pass to Rogers to the Wisconsin 7-yard line. Two plays later, Smoker scored on an 8-yard keep around left end to give the Spartans a 35-21 lead with 20 seconds left to play in the third quarter. Smoker's third TD pass, an 87-yard bomb to Rogers with 11:25 on the clock, iced the game as MSU enjoyed its largest lead at 42-21. Rogers caught five passes for a season-high 206 yards. Duckett rushed for 169 of his 186 yards in the second half. The teams combined for 1,082 total yards, with the Spartans gaining 563 yards.

Sept. 8, 2001
Madison, Wis.
 Camp Randall Stadium • Att: 79,108

Score by Quarters	1	2	3	4	Final
Michigan State	7	7	21	7	42
Wisconsin	7	7	7	7	28

Scoring Summary

First Quarter
 WIS – Evans 42 pass from Sorgi (Neuser kick), 7:01 left
 Drive: 4 plays, 59 yards, TOP 1:28
 MSU – Duckett 1 run (Rayner kick), 3:55 left
 Drive: 7 plays, 50 yards, TOP 3:06

Second Quarter
 WIS – Evans 30 pass from Sorgi (Neuser kick), 7:03 left
 Drive: 8 plays, 57 yards, TOP 3:48
 MSU – Rogers 5 pass from Smoker (Rayner kick), 1:02 left
 Drive: 7 plays, 91 yards, TOP 1:55

Third Quarter
 MSU – Duckett 43 run (Rayner kick), 13:22 left
 Drive: 3 plays, 61 yards, TOP 1:38
 MSU – Haygood 12 pass from Smoker (Rayner kick), 3:03 left
 Drive: 4 plays, 87 yards, TOP 1:54
 WIS – Evans 70 pass from Schabert (Neuser kick), 2:04 left
 Drive: 3 plays, 69 yards, TOP 0:59
 MSU – Smoker 8 run (Rayner kick), 0:20 left
 Drive: 3 plays, 70 yards, TOP 1:44


Fourth Quarter
 MSU – Rogers 87 pass from Smoker (Rayner kick), 11:25 left
 Drive: 3 plays, 91 yards, TOP 1:28
 WIS – Anelli 13 pass from Schabert (Neuser kick), 5:13 left
 Drive: 16 plays, 91 yards, TOP 6:12

Team Statistics	MSU	WIS
First Downs	18	26
Rushes-Yards	39-237	46-151
Passing Yards	326	368
Passes	20-13-2	37-20-3
Total Offense	59-563	83-519
Return Yards	0	64
Fumbles-Lost	0-0	0-0
Penalties-Yards	7-53	6-42
Punts-Avg.	4-47.0	6-30.5
Time of Possession	27:50	32:10

Individual Rushing
MSU: Duckett 23-186, Flowers 4-25, Smoker 9-21, Moss 2-6, Team 1-(-1).
WIS: A. Davis 32-101, Sorgi 7-27, Schabert 5-14, N. Davis 1-10, Team 1-(-1).


Individual Passing
MSU: Smoker 20-13-2 326. **WIS:** Sorgi 19-10-2 191, Schabert 18-10-1 177.

Individual Receiving
MSU: Rogers 5-206, Haygood 5-53, Flowers 1-31, Baker 1-31, Kavanaght 1-5. **WIS:** Evans 9-228, Anelli 6-72, N. Davis 3-30, Charles 2-38.



Jeff Smoker threw for 326 yards and three scores in helping Michigan State post its first win in Madison, Wis., since 1991.

2001 SEASON



Nov. 3, 2001
 East Lansing, Mich.
 Spartan Stadium • Att: 75,262

Michigan State 26
 Michigan 24

Score by Quarters	1	2	3	4	Final
Michigan	3	14	0	7	24
Michigan State	7	7	3	9	26

Scoring Summary

First Quarter

MSU – Rogers 17 pass from Smoker (Rayner kick), 9:33 left
 Drive: 14 plays, 80 yards, TOP 5:27
 MICH – FG Epstein 57, 7:30 left
 Drive: 5 plays, 32 yards, TOP 2:03

Second Quarter

MICH – Walker 14 pass from Navarre (Epstein kick), 12:07 left
 Drive: 8 plays, 67 yards, TOP 2:42
 MSU – Duckett 2 run (Rayner kick), 7:35 left
 Drive: 10 plays, 63 yards, TOP 4:32
 MICH – Walker 32 pass from Navarre (Epstein kick), 5:04 left
 Drive: 5 plays, 80 yards, TOP 2:31

Third Quarter

MSU – FG Rayner 27, 0:12 left
 Drive: 7 plays, 29 yards, TOP 1:58

Fourth Quarter

MSU – FG Rayner 26, 7:33 left
 Drive: 8 plays, 71 yards, TOP 3:32
 MICH – Gonzales 20 pass from Navarre (Epstein kick), 4:44 left
 Drive: 4 plays, 38 yards, TOP 1:19
 MSU – Duckett 2 pass from Smoker, 0:00 left
 Drive: 15 plays, 44 yards, TOP 2:09

Team Statistics

	MICH	MSU
First Downs	14	25
Rushes-Yards	30-121	53-169
Passing Yards	195	183
Passes	27-14-2	37-15-0
Total Offense	57-316	90-352
Return Yards	18	38
Fumbles-Lost	2-0	1-1
Penalties-Yards	7-76	2-25
Punts-Avg.	7-37.4	6-39.5
Time of Possession	23:03	36:57

Individual Rushing

MICH: Askew 17-84, Perry 9-30, Bell 1-21, Team 1-(-1), Navarre 2-(-13).
 MSU: Duckett 27-211, Moss 8-22, Smoker 18-(-64).

Individual Passing

MICH: Navarre 27-14-2 195. MSU: Smoker 35-15-0 183, Team 2-0-0 0.

Individual Receiving

MICH: Walker 9-150, Gonzales 1-20, Bellamy 1-12, Perry 1-9, Bell 1-4, Joppru 1-0. MSU: Rogers 6-86, Haygood 4-63, Duckett 3-19, Baker 2-15.

Jeff Smoker's 2-yard touchdown toss to T.J. Duckett as time expired gave Michigan State a 26-24 victory over No. 6 Michigan in Spartan Stadium. Michigan State took the opening kickoff and marched 80 yards in 14 plays, with Smoker hooking up with Charles Rogers for a 17-yard scoring pass, as the Spartans jumped out to a 7-0 lead with 9:33 left in the first quarter. Michigan answered on its opening series with a five-play, 32-yard drive and cut its deficit to 7-3 on Hayden Epstein's school- and Spartan Stadium-record 57-yard field goal with 7:30 remaining in the first quarter. Early in the second quarter, Michigan took its first lead at 10-7 as John Navarre capped an eight-play, 67-yard drive with a 14-yard TD strike to Marquise Walker. The Spartans responded on their next possession and regained the lead at 14-10 midway through the second quarter as Duckett finished off a 10-play, 63-yard drive with a 2-yard TD run. Michigan State's lead lasted only two-and-a-half minutes as Michigan took a 17-14 lead into the locker room, thanks to Navarre's 32-yard TD pass to Walker. Duron Bryan's 19-yard interception return set up Dave Rayner's 27-yard field goal as Michigan State tied the score at 17 with 12 seconds left in the third quarter. Duckett's 27-yard run off right tackle midway through the fourth quarter led to another Rayner field goal, a 26-yarder, as the Spartans built a 20-17 lead. Smoker's fumble at the Spartan 38 set up Michigan's go-ahead score. Five plays later, back-up QB Jermaine Gonzales hauled in a 20-yard TD throw from Navarre to put the Wolverines back on top, 24-20, with 4:44 on the clock. After Epstein's punt from the goal line traveled only 28 yards, the Spartans took over at the Wolverine 44 with 2:09 to play. On its game-winning drive, Michigan State benefitted from two major penalties committed by Michigan, a 15-yard facemask and illegal participation. Smoker also completed two clutch throws, a 17-yarder to Herb Haygood on third-and-10 and an 8-yarder to Duckett on fourth-and-3. After being pulled down on a rollout at the Michigan 2 by Marlin Jackson, Smoker spiked the ball with :01 left to stop the clock and set up the game's final play. Duckett rushed for a season-high 211 yards on 27 attempts against the nation's top ranked rushing defense, which entered the game allowing only 54.4 yards per game. The Spartans out-gained the Wolverines in total yards, 352-316, and in rushing yards, 169-121. Michigan sacked Smoker a school-record 12 times for 83 yards.



T.J. Duckett became the first back in Spartan history to record a 200-yard rushing game in the MSU-Michigan series.

10
20
30
40
30
20
10

2001 SEASON

::: Game 8 vs. Indiana

Indiana 37
Michigan State 28

Nov. 10, 2001
East Lansing, Mich.
 Spartan Stadium • Att: 73,990

Levron Williams rushed for 251 yards and three touchdowns to lead Indiana to a 37-28 upset win over No. 22 Michigan State. Indiana jumped out to a 7-0 lead on Antwaan Randle El's 57-yard TD run around right end with 11:20 left in the first quarter. Michigan State responded on its next series as T.J. Duckett capped the five-play, 65-yard drive with a 17-yard TD run around right end to tie the score at 7 with 9:39 remaining in the first quarter. Ziehl Kavanaght's 36-yard punt return set up Michigan State's second touchdown, an 18-yard strike from Jeff Smoker to Herb Haygood with 7:17 left in the first quarter. A muffed punt inside the Spartan 20-yard line led to Indiana's second score. Indiana pulled even at 14 on a 1-yard run by Williams with 9:32 remaining in the second quarter. The Spartans put together a seven-play, 65-yard drive and took a 21-14 lead on Smoker's 19-yard TD toss to Charles Rogers with 7:05 left in the first half. The Hoosiers answered on their next possession as Jeremi Johnson finished off a seven-play, 60-yard drive with a 19-yard TD run off left tackle to tie the score at 21 with 4:30 left in the second quarter. Indiana took the lead for good at 28-21 on Williams' second TD run, an 80-yarder around left end with 2:11 remaining in the first half. The Hoosiers opened the second half with an eight-play, 66-yard drive and extended their lead to 31-21 on Adam Braucher's 31-yard field goal. Michigan State also scored on its first possession in the third quarter to pull to within 31-28 on Smoker's third TD pass, a 13-yard completion to Haygood with 8:34 on the clock. Indiana's defense helped ice the game with two interceptions in the closing minutes. A 15-yard interception return by Herana-Daze Jones set up Williams' third TD run, a 22-yarder with 2:02 left in the game. Indiana amassed 489 yards on the ground, including 149 by Randle El, who became the top rushing quarterback in NCAA history with 3,645 career yards. Williams' 251 yards marked the third-best single-game rushing effort ever against the Spartans.

Score by Quarters	1	2	3	4	Final
Indiana	7	21	3	6	37
Michigan State	14	7	7	0	28

Scoring Summary

First Quarter
 IND - Randle El 57 run (Braucher kick), 11:20 left
 Drive: 3 plays, 80 yards, TOP 0:43
 MSU - Duckett 17 run (Rayner kick), 9:39 left
 Drive: 5 plays, 65 yards, TOP 1:41
 MSU - Haygood 18 pass from Smoker (Rayner kick), 7:17 left
 Drive: 3 plays, 37 yards, TOP 1:03

Second Quarter
 IND - Williams 1 run (Braucher kick), 9:32 left
 Drive: 5 plays, 17 yards, TOP 2:23
 MSU - Rogers 19 pass from Smoker (Rayner kick), 7:05 left
 Drive: 7 plays, 65 yards, TOP 2:27
 IND - Johnson 19 run (Braucher kick), 4:30 left
 Drive: 7 plays, 60 yards, TOP 2:35
 IND - Williams 80 run (Braucher kick), 2:11 left
 Drive: 1 play, 80 yards, TOP 0:14

Third Quarter
 IND - FG Braucher 31, 10:48 left
 Drive: 8 plays, 66 yards, TOP 4:12
 MSU - Haygood 13 pass from Smoker (Rayner kick), 8:34 left
 Drive: 6 plays, 66 yards, TOP 2:14

Fourth Quarter
 IND - Williams 22 run (Braucher kick failed), 2:02 left
 Drive: 2 plays, 24 yards, TOP 0:12

Team Statistics	IND	MSU
First Downs	27	22
Rushes-Yards	63-489	30-110
Passing Yards	48	288
Passes	13-4-0	30-20-2
Total Offense	76-537	60-398
Return Yards	31	36
Fumbles-Lost	3-1	3-1
Penalties-Yards	8-62	9-72
Punts-Avg.	3-34.3	4-40.0
Time of Possession	36:38	23:22

Individual Rushing


IND: Williams 26-251, Randle El 21-149, J. Johnson 13-96, Team 3-(-7).
MSU: Duckett 17-98, Flowers 4-11, Smoker 6-3, Rayner 1-1, Moss 1-(-1), Rogers 1-(-2).

Individual Passing

IND: Randle El 12-3-0 51, Hamdan 1-1-0 (-3). **MSU:** Smoker 30-20-2 288.


Individual Receiving

IND: Dielman 1-19, Williams 1-18, G. Johnson 1-14, J. Johnson 1-(-3).
MSU: Haygood 8-132, Rogers 4-81, Baker 4-40, Flowers 3-28, McCoy 1-7.



T.J. Duckett picked up 98 yards on 17 carries vs. Indiana, including a 17-yard TD run in the first quarter.

2001 SEASON



Nov. 17, 2001
West Lafayette, Ind.
 Ross-Ade Stadium • Att: 55,660

Purdue 24
Michigan State 14

Score by Quarters	1	2	3	4	Final
Michigan State	0	0	7	7	14
Purdue	0	0	10	14	24

Scoring Summary

Third Quarter

MSU – Rogers 7 pass from Dowdell (Rayner kick), 10:56 left
 Drive: 10 plays, 81 yards, TOP 4:04
 PUR – Lowe 10 run (Dorsch kick), 5:55 left
 Drive: 11 plays, 84 yards, TOP 5:01
 PUR – FG Dorsch 42, 3:37 left
 Drive: 4 plays, -2 yards, TOP 2:02

Fourth Quarter

PUR – Lowe 2 run (Dorsch kick), 14:57 left
 Drive: 6 plays, 20 yards, TOP 1:56
 MSU – Dowdell 1 run (Rayner kick), 9:05 left
 Drive: 10 plays, 91 yards, TOP 3:37
 PUR – Terrill 12 fumble return (Dorsch kick), 7:11 left

Team Statistics	MSU	PUR
First Downs	20	13
Rushes-Yards	33-60	49-140
Passing Yards	304	126
Passes	45-24-2	21-13-0
Total Offense	78-364	70-266
Return Yards	33	58
Fumbles-Lost	5-4	4-2
Penalties-Yards	4-37	5-35
Punts-Avg.	5-44.0	8-45.6
Time of Possession	28:17	31:43

Individual Rushing

MSU: Flowers 9-38, Duckett 11-19, Moss 2-8, Dowdell 11-(-5). PUR: Lowe 28-121, Harris 8-20, Brown 1-11, Hance 7-(-1), Team 1-(-1), Orton 4-(-10).


Individual Passing

MSU: Dowdell 45-24-2 304. PUR: Hance 12-7-0 65, Orton 9-6-0 61.

Individual Receiving

MSU: Haygood 8-90, Rogers 7-108, Baker 3-60, Flowers 3-30, Duckett 2-11, Kavanaght 1-5. PUR: Stubblefield 4-47, Standeford 3-36, Harris 3-21, Stratton 2-13, Morales 1-9.

Montrell Lowe rushed for a season-high 121 yards (28 carries) and two touchdowns to lead Purdue to a 24-14 victory over Michigan State in West Lafayette, Ind. Purdue parlayed six Spartan turnovers into 17 points. After a scoreless first half, Michigan State opened the third quarter with a 10-play, 81-yard drive and took a 7-0 lead on Damon Dowdell's 7-yard TD strike to Charles Rogers. Purdue also scored on its first possession of the second half as Lowe capped an 11-play, 84-yard drive with a 10-yard TD run. T.J. Duckett fumbled on MSU's next series and Purdue's Shaun Phillips recovered on the Spartan 23. The Spartan defense held and the Boilermakers had to settle for a 42-yard field goal from Travis Dorsch with 3:37 left in the third quarter. Michigan State's next possession also ended in a fumble as Purdue's Landon Johnson stripped the ball from Little John Flowers and Antwaun Rogers recovered at the Spartan 20. Six plays later, Lowe scored his second touchdown on a 2-yard run as Purdue built a 17-7 lead with 14:57 left in the game. The Spartans put together a 10-play, 91-yard drive and pulled to within 17-14 on Dowdell's 1-yard keeper with 9:05 remaining in the fourth quarter. Two minutes later, Purdue's defense produced a score as Craig Terrill returned a Dowdell fumble 12 yards for a touchdown. Michigan State outgained Purdue in total yards, 364-266. In his first collegiate start, Dowdell completed 24-of-45 throws for 304 yards.



Damon Dowdell completed 24-of-45 throws for 304 yards and a touchdown in his first collegiate start vs. Purdue.

10
20
30
40
30
20
10

2001 SEASON



:: Game 10 vs. Penn State

Penn State 42
Michigan State 37

Nov. 24, 2001
East Lansing, Mich.
Spartan Stadium • Att: 72,658

Zack Mills came off the bench to throw for 240 yards and a touchdown plus ran for another score as Penn State rallied from a 17-point deficit for a 42-37 victory over Michigan State. The Nittany Lions took the opening kickoff and drove 80 yards in five plays to take a 7-0 lead as Matt Senneca scored on a 3-yard run. Michigan State responded by scoring on its first five possessions. The Spartans built a 24-7 lead on Dave Rayner's 27-yard field goal, Jeff Smoker's 59-yard strike to Charles Rogers, Damon Dowdell's 1-yard run and Little John Flower's 9-yard jaunt. Penn State pulled to within 24-14 on Eric McCoo's 2-yard TD run with 7:18 left in the second quarter. Michigan State answered on its next series as Smoker again hooked up with Rogers, completing a 47-yard bomb, to give the Spartans a 31-14 lead. McCoo capped a 12-play, 80-yard drive with 2-yard TD run as Penn State closed to within 10 at halftime, 31-21. Michigan State opened the second half with a 10-play, 63-yard drive but came away empty-handed as Rayner's 35-yard field-goal attempt sailed wide right. The Nittany Lions scored 21 unanswered points in the third quarter to turn its 10-point deficit into a 42-31 lead. R.J. Luke scored on a 64-yard toss from Mills and Penn State took its first lead at 35-31 on McCoo's third TD run, another 2-yarder, with 1:54 left in the third quarter. A Michigan State fumble on its next series set up Penn State's final score, a 1-yard sneak by Mills with 0:40 remaining in the third quarter. The Spartans got back into the game midway through the fourth quarter on Smoker's third TD pass, a 2-yard flip to Chris Baker. Michigan State drove inside the Penn State 30-yard line twice in the final eight minutes but turned the ball over on downs each time. The Spartans lost despite outgaining Penn State in total yards, 542-400.

Score by Quarters	1	2	3	4	Final
Penn State	7	14	21	0	42
Michigan State	10	21	0	6	37

Scoring Summary

First Quarter

PSU – Senneca 3 run (Gould kick), 12:30 left
 Drive: 5 plays, 80 yards, TOP 2:30
 MSU – FG Rayner 27, 6:24 left
 Drive: 15 plays, 68 yards, TOP 6:06
 MSU – Rogers 59 pass from Smoker (Rayner kick), 5:21 left
 Drive: 1 play, 59 yards, TOP 0:08

Second Quarter

MSU – Dowdell 1 run (Rayner kick), 14:55 left
 Drive: 8 plays, 51 yards, TOP 4:20
 MSU – Flowers 9 run (Rayner kick), 10:24 left
 Drive: 8 plays, 64 yards, TOP 3:27
 PSU – McCoo 2 run (Gould kick), 7:18 left
 Drive: 8 plays, 74 yards, TOP 3:06
 MSU – Rogers 47 pass from Smoker (Rayner kick), 5:33 left
 Drive: 4 plays, 74 yards, TOP 1:45
 PSU – McCoo 2 run (Gould kick), 1:05 left
 Drive: 12 plays, 80 yards, TOP 4:28

Third Quarter

PSU – Luke 64 pass from Mills (Gould kick), 7:38 left
 Drive: 5 plays, 80 yards, TOP 2:38
 PSU – McCoo 2 run (Gould kick), 1:54 left
 Drive: 8 plays, 68 yards, TOP 3:18
 PSU – Mills 1 run (Gould kick), 0:40 left
 Drive: 5 plays, 21 yards, TOP 0:58

Fourth Quarter

MSU – Baker 2 pass from Smoker (pass failed), 9:41 left
 Drive: 5 plays, 44 yards, TOP 2:06

Team Statistics

	PSU	MSU
First Downs	18	24
Rushes-Yards	35-95	41-186
Passing Yards	305	356
Passes	29-15-1	36-24-0
Total Offense	64-400	77-542
Return Yards	0	18
Fumbles-Lost	0-0	2-1
Penalties-Yards	2-10	4-57
Punts-Avg.	5-30.4	2-34.5
Time of Possession	26:46	33:14

Individual Rushing

PSU: L. Johnson 9-31, McCoo 10-30, Mills 5-18, Drummond 3-8, Blosser 2-7, Easy 1-3, Senneca 3-3, Team 2-(-4). MSU: Duckett 22-126, Flowers 9-57, Rogers 1-14, Dowdell 4-0. Smoker 5-(-11).

Individual Passing

PSU: Mills 24-13-1 240, Senneca 5-2-0 65. MSU: Smoker 36-24-0 356.


Individual Receiving

PSU: B. Johnson 5-107, Gilmore 3-25, T. Johnson 2-74, Luke 2-70, Easy 1-15, Blosser 1-8, McCoo 1-6. MSU: Rogers 8-191, Baker 7-76, Duckett 4-35, Haygood 2-25, Flowers 2-20, Lovett 1-9.



Josh Thornhill flushes Penn State quarterback Matt Senneca out of the pocket.

2001 SEASON



Dec. 1, 2001
 East Lansing, Mich.
 Spartan Stadium • Att: 72,823

Michigan State 55
 Missouri 7

Score by Quarters	1	2	3	4	Final
Missouri	0	0	0	7	7
Michigan State	17	14	17	7	55

Scoring Summary

First Quarter

MSU – FG Rayner 21, 10:15 left
 Drive: 11 plays, 63 yards, TOP 4:45
 MSU – Duckett 9 run (Rayner kick), 6:50 left
 Drive: 4 plays, 61 yards, TOP 1:19
 MSU – Rogers 32 pass from Smoker (Rayner kick), 1:52 left
 Drive: 5 plays, 77 yards, TOP 1:32

Second Quarter

MSU – Duckett 1 run (Rayner kick), 7:15 left
 Drive: 3 plays, 46 yards, TOP 0:36
 MSU – Rogers 20 run (Rayner kick), 3:28 left
 Drive: 4 plays, 59 yards, TOP 1:06

Third Quarter

MSU – Flowers 42 pass from Smoker (Rayner kick), 12:14 left
 Drive: 3 plays, 62 yards, TOP 1:08
 MSU – Duckett 4 run (Rayner kick), 9:53 left
 Drive: 2 plays, 35 yards, TOP 0:13
 MSU – FG Rayner 25, 1:35 left
 Drive: 17 plays, 73 yards, TOP 6:00

Fourth Quarter

MSU – Rogers 27 pass from Dowdell (Rayner kick), 12:06 left
 Drive: 3 plays, 24 yards, TOP 0:46
 MU – Farmer 2 run (Hammerich kick), 0:48 left
 Drive: 15 plays, 70 yards, TOP 6:17

Team Statistics	MU	MSU
First Downs	16	29
Rushes-Yards	40-167	52-264
Passing Yards	74	375
Passes	30-10-2	27-17-1
Total Offense	70-241	79-639
Return Yards	4	44
Fumbles-Lost	1-1	1-1
Penalties-Yards	2-15	10-95
Punts-Avg.	8-32.9	1-47.0
Time of Possession	29:09	30:51

Individual Rushing

MU: Farmer 6-68, Gilmore 10-51, Abron 20-26, Outlaw 2-7, Team 1-(-1), Omboga 1-(-4). **MSU:** Duckett 25-149, Flowers 14-72, Rogers 1-20, Moss 6-17, Dowdell 1-15, Smoker 1-(-2), James 2-(-3), Team 2-(-4).


Individual Passing

MU: Farmer 25-10-1 74, Outlaw 5-0-1 0. **MSU:** Smoker 17-14-1 317, Dowdell 10-3-0 58.

Individual Receiving

MU: Gage 6-37, Blakley 2-20, Fredrickson 1-11, Jackson 1-6. **MSU:** Rogers 7-168, Haygood 3-86, Baker 3-40, Flowers 2-53, McCoy 1-17, Moss 1-11.

Jeff Smoker threw for 317 yards and two touchdowns and T.J. Duckett scored three rushing TDs as Michigan State defeated Missouri, 55-7, in the 2001 regular-season finale in Spartan Stadium. Michigan State scored on five of its seven first-half possessions to build a 31-0 halftime lead. The Spartans' first-half scoring drives lasted an average of 1:52. Michigan State took the opening kickoff and drove 63 yards in 11 plays to take a 3-0 lead on Dave Rayner's 21-yard field goal with 10:15 left in the first quarter. Duckett capped a four-play, 61-yard drive with a 9-yard TD run with 6:50 remaining in the first quarter as the Spartans jumped out to a 10-0 lead. Michigan State upped its lead to 17-0 as Smoker finished off a five-play, 77-yard drive with a 32-yard TD strike to Charles Rogers with 1:52 left in the first quarter. Duckett's 22-yard run midway through the second quarter set up his second touchdown, a 1-yard plunge, as the Spartans moved out to a 24-0 lead. Michigan State extended its margin to 31-0 as Rogers scored on a double reverse from 20 yards out with 3:28 left in the first half. The Spartans put the game away by scoring on their first three possessions of the second half. Little John Flowers scored on a 42-yard pass from Smoker with 12:14 remaining in the third quarter as Michigan State pushed its lead to 38-0. Missouri turned the ball over on its next series as Kyle Rasmussen recovered a fumble at the Tiger 35. Two plays later, Duckett reached the end zone for the third time, scoring on a 4-yard run, as Michigan State opened up a 45-0 lead. Late in the third quarter, the Spartans put together a 17-play, 73-yard drive that resulted in Rayner's second field goal, a 25-yarder. Lorenzo Guess picked off a pass at the Mizzou 24 to set up Michigan State's last score. Three plays later, Damon Dowdell hooked up with Rogers for a 27-yard scoring pass to give the Spartans a 55-0 edge with 12:06 left in the game. Missouri ended Michigan State's bid for a shutout with 48 seconds on the clock as Kirk Farmer capped a 15-play, 70-yard drive with a 2-yard keeper around right end. Duckett gained 149 yards on 25 rushes as the Spartans rolled up a season-high 639 total yards. Rogers, who caught seven passes for 168 yards, accounted for 215 all-purpose yards and three TDs. The Spartan defense established season-lows for points (7) and total yards (241) allowed.



Missouri's Zack Abron finds no running room as Lorenzo Guess, Thomas Wright, Josh Thornhill and Nick Myers fill the hole.

10
20
30
40
30
20
10

2001 SEASON



... Game 12 vs. Fresno State

Michigan State 44
Fresno State 35

Jeff Smoker threw for a career-high 376 yards and three touchdowns, including two scoring strikes to Charles Rogers, to lead Michigan State to a 44-35 victory over No. 20 Fresno State in the 2001 Silicon Valley Football Classic. With the upset, Bobby Williams became the first head coach in Spartan football history to win his first two bowl games. It took Fresno State 59 seconds to put its first touchdown on the scoreboard, a 5-yard TD toss from David Carr to Stephen Spach. Michigan State tied the game at 7 on Smoker's 72-yard bomb to Rogers with 6:16 left in the first quarter. The Spartans scored again 22 seconds later to take a 14-7 lead as Monquiz Wedlow recovered a mishandled snap in the end zone. The Bulldogs pulled even at 14 on Carr's 36-yard TD pass to Rodney Wright with 3:20 left in the first half. Michigan State regained the lead at 17-14 as a seven-play, 59-yard drive resulted in a season-long 41-yard field goal by Dave Rayner with :05 remaining in the first quarter. The Spartans extended their lead to 24-14 as T.J. Duckett finished off a 10-play, 82-yard drive with a 5-yard TD run with 8:53 left in the first half. Fresno State cut its deficit to 24-21 as Carr again hooked up with Wright, this time for a 79-yard scoring play, with 7:47 remaining in the second quarter. Michigan State responded on its next series as Duckett scored his second rushing touchdown, a 39-yard run around left end on a fourth-and-1 play, with 5:05 left in the first half. The Spartans built a 37-21 halftime lead thanks to Smoker's 69-yard TD throw to Rogers with 3:05 remaining in the second quarter. Michigan State gained 405 of its 586 total yards in the first half. Fresno State put together an 11-play, 82-yard drive midway through the third quarter and cut its deficit to 37-28 on a 2-yard TD run by Paris Gaines. With seven minutes left in the game, Fresno State's Bryce McGill blocked Craig Jarrett's punt and Maurice Rodriguez returned it 17 yards to the MSU 15. Three plays later, Gaines scored on a 15-yard screen pass from Carr as the Bulldogs rallied to within two, 37-35, with 6:04 on the clock. The Spartans clinched the game with a seven-play, 77-yard touchdown drive. Smoker's 43-yard completion to Rogers set up his third TD pass, a 5-yard toss to Ivory McCoy, that gave Michigan State a 44-35 lead with 1:59 left. The Spartans and Bulldogs combined for 48 first downs, 79 points and 1,146 total yards. Rogers had 10 receptions for a school-record 270 yards to earn Silicon Valley Football Classic Offensive MVP honors. Duckett rushed for a Spartan bowl-record 184 yards on 27 carries. Carr completed 35-of-56 throws for 531 yards and four scores while Wright had 13 catches for 299 yards.



Offensive MVP Charles Rogers caught 10 passes for a school-record 270 yards and two touchdowns vs. Fresno State.

Dec. 31, 2001
San Jose, Calif.
Spartan Stadium • Att: 30,456

Score by Quarters	1	2	3	4	Final
Michigan State	17	20	0	7	44
Fresno State	14	7	7	7	35

Scoring Summary**First Quarter**

FSU – Spach 5 pass from Carr (Asparuhov kick), 14:01 left
Drive: 4 plays, 63 yards, TOP 0:59
MSU – Rogers 72 pass from Smoker (Rayner kick), 6:16 left
Drive: 1 play, 72 yards, TOP 0:10
MSU – Wedlow fumble recovery in end zone (Rayner kick), 5:54 left
FSU – Wright 36 pass from Carr (Asparuhov kick), 3:20 left
Drive: 5 plays, 80 yards, TOP 2:34
MSU – FG Rayner 41, 0:05 left
Drive: 7 plays, 59 yards, TOP 3:15

Second Quarter

MSU – Duckett 5 run (Rayner kick), 8:53 left
Drive: 10 plays, 82 yards, TOP 4:17
FSU – Wright 79 pass from Carr (Asparuhov kick), 7:47 left
Drive: 3 plays, 83 yards, TOP 1:06
MSU – Duckett 39 run (Rayner kick), 5:05 left
Drive: 6 plays, 62 yards, TOP 2:42
MSU – Rogers 69 pass from Smoker (Rayner kick failed), 3:05 left
Drive: 1 play, 69 yards, TOP 0:11

Third Quarter

FSU – Gaines 2 run (Asparuhov kick), 6:54 left
Drive: 11 plays, 82 yards, TOP 3:50

Fourth Quarter

FSU – Gaines 15 pass from Carr (Asparuhov kick)
Drive: 3 plays, 15 yards, TOP 0:48
MSU – McCoy 5 pass from Smoker (Rayner kick), 1:59 left
Drive: 7 plays, 77 yards, TOP 4:05

Team Statistics

	MSU	FSU
First Downs	23	25
Rushes-Yards	42-210	22-29
Passing Yards	376	531
Passes	32-22-1	58-35-2
Total Offense	74-586	80-560
Return Yards	26	27
Fumbles-Lost	1-0	2-1
Penalties-Yards	8-64	6-30
Punts-Avg.	6-38.7	5-39.6
Time of Possession	34:43	25:17

Individual Rushing

MSU: Duckett 27-184, Smoker 9-17, Flowers 5-11, Team 1-(-2). **FSU:** Gaines 10-26, Wright 2-19, Fontenot 2-17, Levi 1-6, Team 1-(-6), Berrian 1-(-10), Carr 5-(-23).

Individual Passing

MSU: Smoker 32-22-1 376. **FSU:** Carr 56-35-2 531, Team 2-0-0 0.

Individual Receiving

MSU: Rogers 10-270, Haygood 5-49, Baker 4-44, McCoy 2-10, Lovett 1-3. **FSU:** Wright 13-299, Berrian 9-94, Smith 5-77, Gaines 2-18, Greco 2-15, Gilbert 1-15, Shabaglian 1-11, Spach 1-5, Davis 1-(-3).



Monday, December 31, 2001
Spartan Stadium - 12:00 pm