




**MICHIGAN STATE
VS.
OREGON**



DECEMBER 31

LEVI'S STADIUM

SANTA CLARA, CALIF.



MICHIGAN STATE F O O T B A L L

6 NATIONAL CHAMPIONSHIPS • 9 BIG TEN CHAMPIONSHIPS • 2015 COLLEGE FOOTBALL PLAYOFF • 26 AP TOP-25 FINISHES
MICHIGAN STATE ATHLETIC COMMUNICATIONS • 1855 PLACE • 550 S. HARRISON RD. • EAST LANSING, MICH. 48823
OFFICE PHONE: 517-355-2271 • WEBSITE: MSUSPARTANS.COM • TWITTER: @MSU_FOOTBALL • INSTAGRAM: MSU_FOOTBALL

SCHEDULES & SCOREBOARDS

MICHIGAN STATE (7-5, 5-4 B1G)

Aug. 31	UTAH STATE (BTN)	W, 38-31
Sept. 8	at Arizona State (ESPN)	L, 13-16
Sept. 22	at Indiana (BTN)	W, 35-21
Sept. 29	CENTRAL MICHIGAN (FS1)	W, 31-20
Oct. 6	NORTHWESTERN (HC) (FS1)	L, 19-29
Oct. 13	at No. 8/8 Penn State (BTN)	W, 21-17
Oct. 20	No. 6/7 MICHIGAN (FOX)	L, 7-21
Oct. 27	PURDUE (ESPN)	W, 23-13
Nov. 3	at Maryland (ESPN2)	W, 24-3
Nov. 10	No. 8/7 OHIO STATE (FOX)	L, 6-26
Nov. 17	at Nebraska (FOX)	L, 6-9
Nov. 24	RUTGERS (FOX)	W, 14-10

OREGON (8-4, 5-4 PAC-12)

Sept. 1	BOWLING GREEN	W, 58-24
Sept. 8	PORTLAND STATE	W, 62-14
Sept. 15	SAN JOSE STATE	W, 35-22
Sept. 22	No. 7/7 STANFORD	L, 31-38 (OT)
Sept. 29	at No. 24/RV California	W, 42-24
Oct. 13	No. 7/7 WASHINGTON	W, 30-27 (OT)
Oct. 20	at No. 25/23 Washington State	L, 20-34
Oct. 27	at Arizona	L, 15-44
Nov. 3	UCLA	W, 42-21
Nov. 10	at RV/No. 24 Utah	L, 25-32
Nov. 17	ARIZONA STATE	W, 31-29
Nov. 23	at Oregon State	W, 55-15

• All times listed – Eastern. Rankings – AP/Coaches

MEDIA COVERAGE

TV: FOX

Play-by-Play: Joe Davis
Analyst: Brady Quinn
Sideline: Bruce Feldman



RADIO: SPARTAN SPORTS NETWORK

Play-by-Play: George Blaha
Analyst: Jason Strayhorn
Broadcast Host: Will Tieman
Website: SpartanSportsNetwork.com
Mobile: SSN 24/7 App (iOS, Android)
Flagship Stations: Lansing: WMMQ (94.9 FM)/WJIM (1240 AM); Detroit: WJR (760 AM)
Affiliates: 34 affiliates listed at SpartanSportsNetwork.com
Satellite: Ch. 83 (Sirius), Ch. 83 (XM), Ch. 83 (SiriusXM.com)



MSU ATHLETIC COMMUNICATIONS

Associate Director/Football Contact Ben Phlegar
Cell Phone (517) 896-0031
E-Mail phlegarb@ath.msu.edu
Assistant Director/Football Contact Zach Fisher
Cell Phone (517) 896-2413
E-Mail zfisher@ath.msu.edu
Office Phone 517-355-2271
Website msuspartans.com
Twitter @msu_football
Instagram @msu_spartans

MICHIGAN STATE (7-5, 5-4 BIG TEN) VS. OREGON (8-4, 5-4 PAC-12)

Date.....Monday, Dec. 31
Kickoff3 p.m. EST/12 p.m. PST
Location.....Santa Clara, Calif.
StadiumLevi's Stadium (68,500)
SurfaceNatural Grass
TV/Web/Mobile.....FOX/FOX Sports Go
Live Stats.....msuspartans.com
Tickets.....msuspartans.com
All-Time Series.....Tied, 3-3
Last Meeting.....MSU 31, Oregon 28 (2015)
Current Series Streak.....1 by MSU (2015-)



Head Coach
Mark Dantonio
MSU Record
107-50 (12th year)
Overall Record
125-67 (15th year)
Record vs. Oregon
1-1



Head Coach
Mario Cristobal
Oregon Record
8-5 (first year)
Overall Record
35-52 (seventh year)
Record vs. MSU
0-0

FIRST-AND-10 –

• Michigan State is looking for its second straight bowl win and sixth in the last seven tries as the Spartans take on Oregon in the Redbox Bowl on Monday, Dec. 31 at 3 p.m. EST/12 p.m. PST from Levi's Stadium in Santa Clara, California. The game will be televised nationally on FOX, with Joe Davis, Brady Quinn and Bruce Feldman on the call. The Spartans finished the regular season with a 7-5 overall record and went 5-4 in the Big Ten, while Oregon went 8-4 overall and placed fourth in the Pac-12 North Division with a 5-4 conference mark. It will be the first-ever matchup between the two schools in a bowl game.

• Now in his 12th season as head coach of the Spartans, Mark Dantonio owns a 107-50 (.682) record. He is one of just eight active FBS coaches to own at least 100 victories at his current school. For the fourth time in his career, Dantonio was named a semifinalist in 2017 for the George Munger College Coach of the Year, presented by the Maxwell Football Club. Dantonio has won the most Big Ten Championships (three) and bowl games (five) of any Spartan head coach and also ranks first with 11 bowl appearances. He is the only Big Ten coach to win multiple Big Ten Championships (2010, 2013, 2015), claim a victory in the Rose Bowl (2014), and coach in the College Football Playoff (2015).

• The second-winningest coach in school history with 107 victories, trailing only Hall of Famer Duffy Daugherty (109), Dantonio also ranks first in program history in conference winning percentage (.657, 65-34 record, minimum 10 games); tied for first in AP Top 25 finishes (seven); second in Big Ten wins (65), home wins (63) and AP Top 25 wins (21); and fifth in overall winning percentage (.682).

• Michigan State is making its 28th all-time appearance in a bowl game and its 11th under Dantonio, the most bowl games of any coach in program history. MSU set a school record with nine consecutive bowl appearances from 2007-15, including a school-record four-game winning streak (2011 Outback Bowl over No. 18 Georgia; 2012 Buffalo Wild Wings Bowl over TCU; 2014 Rose Bowl over No. 5 Stanford; 2015 Cotton Bowl over No. 4 Baylor). MSU is 12-15 all-time in bowl games and 5-5 under Dantonio. Dantonio's five bowl wins, including last year's Holiday Bowl against No. 18 Washington State, are also a school record.

• Michigan State ranks first in the FBS in rushing defense, allowing just 81.3 yards per game. The Spartans have held their opponent to under 100 yards rushing seven times this season. MSU also has only given up 29 rushes of 10-plus yards, which is tied for fewest in the FBS.



2018 SPARTAN FOOTBALL GAME NOTES

REDBOX BOWL MEDIA GUIDE: TABLE OF CONTENTS

Game Notes	1-31
Depth Chart/Career Starts Chart.....	30-31
Rosters/Pronunciation Guide.....	34-37
Updated Player Bios.....	38-73
2018 Game Recaps.....	74-85
Mark Dantonio/Assistant Coaches	86-88
2018 Statistics	89-99
Bowl History/Records	108-120

REDBOX BOWL CONTACT INFORMATION MICHIGAN STATE TEAM HOTEL

The Hyatt Regency Hotel | (415) 788-1234
5 Embarcadero Center | San Francisco, CA 94108

REDBOX BOWL COMMUNICATIONS

Roger Hacker, Director of Communications
Cell: 408-649-8824 | roger.hacker@49ers.com
Tessa Giammona, Coordinator of Communications
Cell: 707-206-1661 | tessa.giammona@49ers.com
Website: RedboxBowl.com | Twitter: @RedboxBowl

REDBOX BOWL COVERAGE

Daily practice updates, videos and quotes on
msuspartans.com and on Twitter @msu_football. To
be added to MSU's bowl email list, email phlegarb@
ath.msu.edu.

MICHIGAN STATE QUICK FACTS

GENERAL INFORMATION

Location: East Lansing, Mich.
Enrollment: 50,351 (fall 2018)
Conference: Big Ten (East Division)
Nickname: Spartans
Colors: Green and White
Interim President: John Engler
Athletics Director: Bill Beekman
Stadium (Capacity): Spartan Stadium (75,005)
Surface: Natural Grass

COACHING STAFF

Head Coach:
Mark Dantonio (South Carolina, 1979)
Record at MSU: 107-50 (12th season)
Career Record: 125-67 (15th season)
Assistant Head Coach/Offensive Line/Recruiting
Coordinator: Mark Statten (12th year; Miami-Ohio, 2001)
Defensive Coordinator/Linebackers:
Mike Tressel (12th year; Cornell [Iowa] College, 1996)
Co-Offensive Coordinator/Running Backs:
Dave Warner (12th year; Syracuse, 1982)
Co-Offensive Coordinator/Tight Ends:
Jim Bollman (sixth year; Ohio, 1977)
Defensive Ends:
Chuck Bulough (first year; Michigan State, 1992)
Defensive Tackles:
Ron Burton (sixth year; North Carolina, 1987)
Secondary:
Paul Haynes (third year overall; Kent State, 1992)
Quarterbacks:
Brad Salem (ninth year; Augustana College, 1992)
Wide Receivers:
Terrence Samuel (eighth year; Purdue, 1995)
Asst. Defensive Backs/Special Teams/Freshman:
Don Treadwell (eighth year overall; Miami-Ohio, 1982)

FOOTBALL HISTORY

All-Time Record: 701-458-44 (.601)
First Season of Football: 1896
Bowl Games: 27 (12-15)
National Championships: 6 (1951, 1952, 1955,
1957, 1965, 1966)
Big Ten Championships: 9 (1953, 1965, 1966, 1978,
1987, 1990, 2010, 2013, 2015)
Big Ten Division Championships: 3 (2011, 2013, 2015)
College Football Playoff appearances: 1 (2015)

• In addition to leading the FBS in rushing defense, the Spartans also rank among the national leaders in third-down conversion defense (12th at .315), scoring defense (13th at 18.0 ppg) and total defense (14th at 311.5 ypg). MSU has held its opponents to 21 or fewer points nine times, and although Ohio State scored 26 points on Nov. 10, the defense allowed just 17 points (two TDs and one field goal). Utah State, who ranks third in the FBS in scoring offense (47.5 ppg), is the only team score more than 30 points on the Spartans this season (31). The Spartans have also allowed just 12 touchdowns in the red zone, fourth fewest in the FBS.

• The MSU-Oregon all-time series is tied 3-3, as the home team has won the six previous meetings. This will be the first neutral-site matchup. Dantonio is 1-1 against Oregon, with a win over the No. 7 Ducks in Spartan Stadium in 2015 en route to a Big Ten Championship. Oregon won the 2014 matchup in Eugene on its way to winning the Pac-12 title. Both of those matchups featured AP Top 10 clashes and the winners eventually secured berths in the College Football Playoff.

• Junior defensive end Kenny Willekes, who entered the program as a walk-on linebacker for the 2015 season, has emerged as one of the top pass rushers in the nation. Named the Big Ten Defensive Line-man of the Year and a first-team All-American selection by The Athletic, he leads the conference in tackles for loss (20.5 for 84 yards) and ranks fourth in sacks (8.5 for 60 yards), totals which also rank among the national leaders (seventh in TFLs, tied for 28th in sacks). According to Pro Football Focus, Willekes leads all defensive ends in the FBS with 21 quarterback hits. The native of Rockford, Michigan, is MSU's active leader in tackles for loss (tied for ninth overall in school history with 35.0) and sacks (10th in school history with 15.5). Willekes' 20.5 tackles for loss rank second most in an MSU season.

• With the win at Maryland on Nov. 3, Michigan State became bowl eligible for the 11th time in 12 seasons under head coach Mark Dantonio. In addition, MSU also won its 700th game in school history. The Spartans own an all-time record of 701-458-44 (.601) in 1,203 games. MSU became the 27th school in the FBS to win 700 games. The Spartans also secured their 10th winning season under Dantonio with a victory over Rutgers in the regular-season finale. MSU has wins over three bowl teams: Utah State, Penn State and Purdue.

• The Spartans are 6-1 in bowl games in the state of California. MSU owns the highest winning percentage of any team with at least five appearances in the Rose Bowl (.800 at 4-1) and also won the 2001 Silicon Valley Bowl over Fresno State in San Jose, California, and the 2017 Holiday Bowl against Washington State in San Diego.



MICHIGAN STATE-OREGON SERIES: NOTES AND STATISTICS

TEAM COMPARISONS –

	Michigan State	Oregon
Basic Offense	Multiple	Multiple
Basic Defense	Multiple 4-3	3-4/Multiple
Offensive Starters Returning	10	7
Defensive Starters Returning	9	7
Specialists Returning	3	1

STAT LEADERS –

Michigan State:

Rushing – Connor Heyward (114 carries for 520 yards, 4.6 avg., 43.3 ypg, 5 TDs)
Passing – Brian Lewerke (162-of-299, .542, 1,868 yards, 186.8 ypg, 8 TDs, 10 INTs)
Receiving – Darrell Stewart (39 catches for 368 yards, 9.4 avg., 36.8 ypg, 1 TD)
Tackles – Joe Bachie (94 tackles, 42 solo, 52 assists, 8.5 TFLs, 1 sack, 5 PBUes)

Oregon:

Rushing – CJ Verdell (188 carries for 975 yards, 5.2 avg., 81.2 ypg, 10 TDs)
Passing – Justin Herbert (221-of-371 for 2,985 yards, 248.8 ypg, 28 TDs, 8 INTs)
Receiving – Dillon Mitchell (69 catches for 1,114 yards, 16.1 avg, 92.8 ypg, 9 TDs)
Tackles – Troy Dye (107 tackles, 60 solo, 47 assists, 7.0 TFLs, 1 sack, 7 PBUes)

2018 SPARTAN FOOTBALL GAME NOTES



TENTATIVE REDBOX BOWL MEDIA PLANNER - SUBJECT TO CHANGE (ALL TIMES PST)

Tuesday, Dec. 25	Wednesday, Dec. 26	Thursday, Dec. 27	Friday, Dec. 28	Saturday, Dec. 29	Sunday, Dec. 30	Monday, Dec. 31
Off day	<u>9:30 a.m. ET</u> Team departs for Oakland. <u>11:30 a.m.</u> Team arrives in Oakland. <u>4:30 p.m.</u> Closed practice.	<u>11:45 a.m.</u> Closed practice. <u>3:45 p.m.</u> Selected players available for interviews at the team hotel (Hyatt Regency, San Francisco, CA 94108).	<u>11:30 a.m.</u> MSU head coach Mark Dantonio, Oregon head coach Mario Cristobal and three student-athletes from both teams will be available for media interviews (Hyatt Regency, 5 Embarcadero Center, San Francisco, CA 94111) <u>3:15 p.m.</u> Closed practice.	<u>9:15-11 a.m.</u> Photo/video opportunity of team helping at St. Anthony's Dining Room (121 Golden Gate Ave., San Francisco, CA 94102) <u>12:35 p.m.</u> Closed practice. <u>3:45 p.m.</u> Selected players available for interviews at the team hotel (Hyatt Regency, San Francisco, CA 94108).	<u>12 p.m.</u> Photo/video opportunity featuring the bands and spirit squads of both schools at the Justin Herman Plaza (Market St. & Steuart St., San Francisco, CA 94105) <u>4:45 p.m.</u> Closed walk-through.	<u>12 p.m.</u> Kickoff vs. Oregon (FOX/FOX Sports Go) Mark Dantonio and selected players available in post-game press conference. 

STAT COMPARISON (BIG TEN RANK/FBS RANK) -

	Michigan State	Oregon
Scoring	19.8 (13/121)	37.2 (2/17)
Total Offense	343.0 (13/116)	445.9 (3/31)
Rushing Offense	122.0 (13/115)	191.3 (2/48)
Passing Offense	221.0 (7/74)	254.7 (4/43)
Time of Possession	32:26 (4/21)	28:20 (10/99)
Third Down Conversions	.332 (13/117)	.451 (2/24)
Red Zone Offense	.842 (9/63)	.843 (6/62)
Sacks Allowed	1.92 (6/49)	1.58 (3/31)
Scoring Defense	18.0 (3/13)	27.0 (7/63)
Total Defense	311.5 (3/14)	390.5 (7/62)
Rushing Defense	81.3 (1/1)	143.1 (6/42)
Passing Defense	230.2 (8/64)	247.4 (9/96)
Third Down Conversions Defense	.315 (2/12)	.372 (5/47)
Red Zone Defense	.800 (2/34)	.848 (7/83)
Sacks	2.08 (5/66)	2.17 (8/60)
Turnover Margin	0.17 (6/52)	0.33 (3/40)
Fewest Penalty Yards	56.3 (6/74)	50.7 (5/55)

A QUICK GLANCE AT OREGON (8-4, 5-4 PAC-12)

• The Ducks bring an 8-4 overall record into the Redbox Bowl after posting a 5-4 mark in Pac-12 play. Oregon won its first three and five of first six to open 5-1, then lost three of its next four to slide to 6-4 before winning last two games, including 31-29 in home win over Arizona State on Nov. 17 and a 55-15 rout of rival Oregon State in the Civil War rivalry game on Nov. 23.

• Oregon head coach Mario Cristobal is in first season after being Oregon's co-offensive coordinator last season.

• The Ducks surpassed their win total from 2017 and picked up their eighth win in a season for the first time since winning nine in 2015.

• Oregon's offense is 17th in the nation in scoring, averaging 37.2 points per game, including scoring 21+ points in the first half in eight games this season. The Ducks are 31st in FBS in total offense (445.9 ypg), ranking 43rd in the nation in passing offense (254.7 ypg) and 48th in the country in rushing offense (191.3 ypg).

• Defensively, the Ducks allow 27.0 points per game, ranking 63rd in the nation. Oregon is 62nd in the country in total defense, yielding 390.5 ypg, ranking 42nd in rushing defense (143.1 ypg) and 96th in passing yards allowed (247.4 ypg).

• The UO offense is led by junior quarterback Justin Herbert with 248.8 passing yards per game, 28 TDs and eight interceptions. Herbert adds 14.4 rushing yards per game and has two rushing TDs on season. He threw for 2,985 yards on season. Herbert is 10th in FBS in passing TDs (28), as well as 19th in points

AROUND THE BIG TEN

2018 BIG TEN STANDINGS

	Conf.	Games	All Games
East Division			
Ohio State	8-1	.889	12-1 .923
Michigan	8-1	.889	10-2 .833
Penn State	6-3	.667	9-3 .750
Michigan State	5-4	.556	7-5 .583
Maryland	3-6	.333	5-7 .417
Indiana	2-7	.222	5-7 .417
Rutgers	0-9	.000	1-11 .083
West Division			
Northwestern	8-1	.889	8-5 .615
Wisconsin	5-4	.556	7-5 .583
Iowa	5-4	.556	8-4 .667
Purdue	5-4	.556	6-6 .500
Minnesota	3-6	.333	6-6 .500
Nebraska	3-6	.333	4-8 .333
Illinois	2-7	.222	4-8 .333



BIG TEN BOWL SCHEDULE

Wednesday, Dec. 26 - Quick Lane Bowl - Detroit, MI
Minnesota vs. Georgia Tech, 5:15 p.m. (ESPN)

Thursday, Dec. 27 - Pinstripe Bowl - New York, NY
Wisconsin vs. Miami (Fla.), 5:15 p.m. (ESPN)

Friday, Dec. 28 - Music City Bowl - Nashville, TN
Purdue vs. Auburn, 1:30 p.m. (ESPN)

Saturday, Dec. 29 - Peach Bowl - Atlanta, GA
Michigan vs. Florida, 12 p.m. (ESPN)

Monday, Dec. 31 - Redbox Bowl - Santa Clara, CA
Michigan State vs. Oregon, 3 p.m. (FOX)

Monday, Dec. 31 - Holiday Bowl - San Diego, CA
Northwestern vs. Utah, 7 p.m. (FS1)

Tuesday, Jan. 1 - Outback Bowl - Tampa, FL
Iowa vs. Mississippi State, 12 p.m. (ESPN2)

Tuesday, Jan. 1 - Citrus Bowl - Orlando, Fla.
Penn State vs. Kentucky, 1 p.m. (ABC)

Tuesday, Jan. 1 - Rose Bowl - Pasadena, Calif.
Ohio State vs. Washington, 5 p.m. (ESPN)



2018 SPARTAN FOOTBALL GAME NOTES

ATHLETIC COMMUNICATIONS

GENERAL INFORMATION

Mailing Address
1855 Place, 550 S. Harrison Rd.
East Lansing, MI 48823
Office Phone (517) 355-2271
Fax (517) 353-9636
Website..... msuspartans.com

SOCIAL MEDIA

Facebook (Athletics) MSUAthletics
Facebook (Football) MichiganStateFootball
Twitter (Football) @MSU_Football
Twitter (Athletics) @MSU_Athletics
Instagram MSU_Football
YouTube Channel..... MSUSpartanAthletics

STAFF

Associate AD/Communications Matt Larson
Email larson@ath.msu.edu
Associate Director/Football Contact Ben Phlegar
Cell Phone (517) 896-0031
Email phlegarb@ath.msu.edu
Assistant Director/Football Contact Zach Fisher
Cell Phone (517) 896-2413
Email zfisher@ath.msu.edu
Athletic Communications Director Jamie Baldwin
Email jweir@ath.msu.edu
Associate Director Mike "Mex" Carey
Email carey@ath.msu.edu
Assistant Director Jeff Barnes
Email jbarnes@ath.msu.edu
Assistant Director Kara Fisher
Email kfisher@ath.msu.edu
Director of Digital Production Nick Baker
Email nbaker@ath.msu.edu
Video Producer Bob Armstrong
Email armstr84@ath.msu.edu
Video Producer Matthew Fair
Email fairmatt@ath.msu.edu
Video Producer Jacob Huber
Email huberjac@ath.msu.edu
Senior All-Access Producer Justin Garant
Email garantju@ath.msu.edu
Video Producer Matt McCullough
Email mccull13@ath.msu.edu
Video Producer Ben Owen
Email owenbenj@ath.msu.edu
Video Producer Julian Stall
Email stallju@ath.msu.edu
Director of Graphic Design Kyle Barnes
Email kyle.barnes@ath.msu.edu
Office Assistant Paulette Martis
Email martis@ath.msu.edu
Staff Assistant Keeler McJunkin
Email mcjunkin4@ath.msu.edu
Staff Assistant Austin Overmann
Email overman1@ath.msu.edu

MICHIGAN STATE
FOOTBALL

msuspartans.com

facebook

MSUAthletics/MichiganStateFootball



@msu_football

@msu_athletics



MSUSpartanAthletics

responsible for per game (15.3), 20th in passing yards per completion (13.5) and 26th in passing yards per game (248.8).

- Herbert has a TD pass in 27 consecutive games, the longest active streak in the nation. He has 62 career TD passes, currently number three all-time at Oregon, as well as sixth in single-season passing list with 2,985 yards.

- Redshirt freshman running back CJ Verdell has 975 rushing yards this season with 10 rushing TDs, averaging 81.2 yards per game. Verdell had five games with 100+ rushing yards, including career-high 187 yards with four TDs in last game, at Oregon State.

- Oregon's leading receiver is junior wide receiver **Dillon Mitchell** with 69 catches for 1,114 yards with nine TDs. The second-team All-Pac-12 selection has a reception in 17 straight games. He is 15th in FBS in total receiving yards, while ranking 17th in receiving yards per game (92.8) and 32nd in receptions per game (5.8).

- The Duck defense is led by junior inside linebacker and second-team All-Pac-12 honoree **Troy Dye**, who has 107 tackles this season with seven tackles for loss and seven pass break-ups. Dye is 48th in the nation in solo tackles per game (5.0) and 51st in total tackles per game (8.9). Dye is the 15th player in program history to reach 300 career tackles, now with 305.

- Senior outside linebacker **Justin Hollins** has a team-high 12 tackles for loss with five sacks and four forced fumbles, while first-team All-Pac-12 defensive lineman **Jalen Jelks** has 54 tackles, including 7.5 TFLs and 3.5 sacks.

- Sophomore cornerback **Thomas Graham Jr.**, has team-best 16 pass break-ups, and three interceptions for 19 passes defended, ranking fifth in FBS in both pass break-ups (16) and passes defended (19), along with tied for sixth in the country in passes defended per game (1.6).

- Sophomore placekicker **Adam Stack** is 35-of-35 on PATs, as well as 6-of-10 (.600) on field goals, with a long of 39 yards. Fellow sophomore placekicker **Zach Emerson** is 21-of-22 on PATs and 0-1 on field goals.

- Junior punter **Blake Maimone** has punted 38 times for a 43.2 yards per punt average with a long of 59 yards, one of eight punts of 50+ yards, with 13 inside the 20. Freshman punter **Tom Snee** has 18 punts with a 34.6 ypp average with a long of 51 yards, pinning five inside the 20.

MSU/OREGON SERIES NOTES -

- The MSU-Oregon all-time series is tied 3-3, as the home team has won the six previous meetings. This will be the first neutral-site matchup. Dantonio is 1-1 against Oregon, with a win over the No. 7 Ducks in Spartan Stadium in 2015 en route to a Big Ten Championship. Oregon won the 2014 matchup in Eugene on its way to winning the Pac-12 title. Both of those matchups featured AP Top 10 clashes and the winners eventually secured berths in the College Football Playoff.

- Dantonio was also on MSU's staff as a secondary coach when MSU and Oregon split a home-and-home series in 1998 and 1999.

- In the first-ever matchup, No. 10 MSU defeated Oregon, 41-17, in Spartan Stadium in 1979. The Ducks bounced back with a 35-7 win in Eugene in 1980.

- Here's a look at MSU's results against Oregon under Michigan State head coach Mark Dantonio (1-1):

Date	Result	Site
Sept. 6, 2014	No. 3 Oregon 46, No. 7 MSU 27	Eugene
Sept. 12, 2015	No. 5 MSU 31, No. 7 Oregon 28	East Lansing

ALL-TIME SERIES RESULTS VS. OREGON

Overall: 3-3	2014	L	27-46	A
H: 3-0; A: 0-3	2015	W	31-28	H
1979	W	41-17	H	
1980	L	7-35	A	
1998	L	14-48	A	
1999	W	27-20	H	



MICHIGAN STATE BOWL/TEAM NOTES

SPARTAN BOWL HISTORY –

• Michigan State is making its 28th bowl appearance overall and 11th under 12th-year head coach Mark Dantonio. The Spartans are 12-15 overall (.444) in bowl games and 5-5 under Dantonio. Dantonio's five bowl wins and 11 bowl appearances are both school records.

• Michigan State is playing in a bowl game for the 11th time in the past 12 seasons. MSU played in a school-record nine consecutive bowl games from 2007-15 (2007 Champs Sports Bowl, 2009 Capital One Bowl, 2010 Alamo Bowl, 2011 Capital One Bowl, 2012 Outback Bowl, 2012 Buffalo Wild Wings Bowl, 2014 Rose Bowl, 2015 Cotton Bowl Classic, 2015 College Football Playoff Semifinal at Cotton Bowl Classic). The Spartans won their fifth bowl game under Dantonio with a 42-17 victory over Washington State in the 2017 Holiday Bowl.

• The Spartans tied a Big Ten record and set a school record with their four-game bowl winning streak (2011 Outback Bowl over No. 18 Georgia; 2012 Buffalo Wild Wings Bowl over TCU; 2014 Rose Bowl over No. 5 Stanford; 2015 Cotton Bowl over No. 4 Baylor).

Here's how Michigan State has fared in its 27 previous bowl games (MSU wins in bold):

Date (Coach)	Bowl	Result
Jan. 1, 1938 (Charles Bachman)	Orange	Auburn 6, MSU 0
Jan. 1, 1954 (Biggie Munn)	Rose	MSU 28, UCLA 20
Jan. 2, 1956 (Duffy Daugherty)	Rose	MSU 17, UCLA 14
Jan. 1, 1966 (Duffy Daugherty)	Rose	UCLA 14, MSU 12
Dec. 22, 1984 (George Perles)	Cherry	Army 10, MSU 6
Dec. 31, 1985 (George Perles)	All-American	Georgia Tech 17, MSU 14
Jan. 1, 1988 (George Perles)	Rose	MSU 20, USC 17
Jan. 1, 1989 (George Perles)	Gator	Georgia 34, MSU 27
Dec. 25, 1989 (George Perles)	Aloha	MSU 33, Hawaii 13
Dec. 31, 1990 (George Perles)	Sun	MSU 17, USC 16
Dec. 28, 1993 (George Perles)	Liberty	Louisville 18, MSU 7
Dec. 29, 1995 (Nick Saban)	Independence	LSU 45, MSU 26
Dec. 31, 1996 (Nick Saban)	Sun	Stanford 38, MSU 0
Dec. 25, 1997 (Nick Saban)	Aloha	Washington 51, MSU 23
Jan. 1, 2000 (Bobby Williams)	Florida Citrus	MSU 37, Florida 34
Dec. 31, 2001 (Bobby Williams)	Silicon Valley	MSU 44, Fresno State 35
Dec. 29, 2003 (John L. Smith)	Alamo	Nebraska 17, MSU 3
Dec. 28, 2007 (Mark Dantonio)	Champs Sports	Boston College 24, MSU 21
Jan. 1, 2009 (Mark Dantonio)	Capital One	Georgia 24, MSU 12
Jan. 2, 2010 (Mark Dantonio)	Alamo	Texas Tech 41, MSU 31
Jan. 1, 2011 (Mark Dantonio)	Capital One	Alabama 49, MSU 7
Jan. 2, 2012 (Mark Dantonio)	Outback	MSU 33, Georgia 30 (3OT)
Dec. 29, 2012 (Mark Dantonio)	Buffalo Wild Wings	MSU 17, TCU 16
Jan. 1, 2014 (Mark Dantonio)	Rose	MSU 24, Stanford 20
Jan. 1, 2015 (Mark Dantonio)	Cotton	MSU 42, Baylor 41
Dec. 31, 2015 (Mark Dantonio)	CFP Semifinal (Cotton)	Alabama 38, MSU 0
Dec. 28, 2017 (Mark Dantonio)	Holiday	MSU 42, Washington State 17



MSU staged a 20-point fourth-quarter comeback in the 2015 Cotton Bowl Classic to defeat No. 4 Baylor, 42-41. With the Cotton Bowl Classic victory over Baylor, MSU extended its school-record bowl winning streak to four games, which also tied a Big Ten record.

POLLS (DEC. 2)

ASSOCIATED PRESS

Rk.	School	Record
1.	Alabama (61)	13-0
2.	Clemson	13-0
3.	Notre Dame	12-0
4.	Oklahoma	12-1
5.	Ohio State	12-1
6.	Georgia	11-2
7.	UCF	12-0
8.	Michigan	10-2
9.	Washington	10-3
10.	Florida	9-3
11.	LSU	9-3
12.	Washington State	10-2
13.	Penn State	9-3
14.	Texas	9-4
15.	West Virginia	8-3
16.	Kentucky	9-3
17.	Syracuse	9-3
18.	Mississippi State	8-4
19.	Fresno State	11-2
20.	Utah	9-4
21.	Texas A&M	8-4
22.	Army	9-2
23.	Boise State	10-3
24.	Missouri	8-4
25.	Iowa State	8-4

USA TODAY/AMWAY COACHES

Rk.	School	Record
1.	Alabama (62)	13-0
2.	Clemson (2)	13-0
3.	Notre Dame	12-0
4.	Oklahoma	12-1
5.	Ohio State	12-1
6.	Georgia	11-2
7.	UCF	12-0
8.	Michigan	10-2
9.	Washington	10-3
10.	Florida	9-3
11.	LSU	9-3
12.	Penn State	9-3
13.	Washington State	10-2
14.	Texas	9-4
15.	Kentucky	9-3
16.	West Virginia	8-3
17.	Syracuse	9-3
18.	Mississippi State	8-4
19.	Utah	9-4
20.	Texas A&M	8-4
21.	Fresno State	11-2
22.	Northwestern	8-5
23.	Utah State	10-2
24.	Boise State	10-3
25.	Army	9-2

(First-place votes) | Bold indicates MSU opponent

SPARTANS IN THE POLLS

	ASSOCIATED PRESS	COACHES	CFP
Week	AP	COACHES	CFP
Preseason	11	12	-
Sept. 4	15	13	-
Sept. 9	25	24	-
Sept. 16	24	23	-
Sept. 23	21	18	-
Sept. 30	20	19	-
Oct. 7	NR	RV	-
Oct. 14	24	RV	-
Oct. 21	NR	RV	-
Oct. 28	RV	RV	NR
Nov. 4	24	RV	18
Nov. 11	RV	RV	NR
Nov. 18	NR	NR	NR
Nov. 25	NR	NR	NR
Dec. 2	NR	NR	NR



2018 SPARTAN FOOTBALL GAME NOTES

2018 SPARTAN FOOTBALL STAFF

COACHING STAFF

Head Coach:

Mark Dantonio (South Carolina, 1979)

Record at MSU: 107-50 (12th season)

Career Record: 125-67 (15th season)

Assistant Head Coach/Offensive Line/Recruiting Co-

ordinator: Mark Staten (12th year; Miami-Ohio, 2001)

Defensive Coordinator/Linebackers:

Mike Tressel (12th year; Cornell [Iowa] College, 1996)

Co-Offensive Coordinator/Running Backs:

Dave Warner (12th year; Syracuse, 1982)

Co-Offensive Coordinator/Tight Ends:

Jim Bollman (sixth year; Ohio, 1977)

Defensive Ends:

Chuck Bullough (first year; Michigan State, 1992)

Defensive Tackles:

Ron Burton (sixth year; North Carolina, 1987)

Secondary:

Paul Haynes (third year overall; Kent State, 1992)

Quarterbacks:

Brad Salem (ninth year; Augustana College, 1992)

Wide Receivers:

Terrence Samuel (eighth year; Purdue, 1995)

Asst. Defensive Backs/Freshman:

Don Treadwell (eighth year overall; Miami-Ohio, 1982)

Offensive Analyst:

Nick Ruffing (ninth year overall)

Defensive Analyst:

Steve Gardiner (fifth year overall)

Special Teams Analyst:

Shayne Graham

Graduate Assistant/Defense:

Cam Cleminson

Graduate Assistant/Defense:

Jesse Johnson

Graduate Assistant/Offense:

Blake Treadwell

Graduate Assistant/Offense:

Ethan McGuire

Defensive Intern:

Jairus Jones

ADMINISTRATIVE/RECRUITING STAFF

Assistant AD/Director of Football Operations:

Tim Allen (11th year)

Director of Executive Football Operations:

Brad Lunsford (12th year)

Director of Personnel/Player Development &

Relations: Dino Folino (17th year)

Executive Director of Player Personnel &

Recruiting: Sheldon White (third year)

Head Football Coach Executive Administrator:

Simone Proulx (11th year)

Assistant Director of Football Operations/Camp

Coordinator: Cody Cox (second year)

On-Campus Recruiting Coordinator:

Garrett Briningstool (second year)

Player Personnel Coordinator:

Butler Benton (third year)

Office Assistant:

Cindy Mejorado (20th year)

STRENGTH AND CONDITIONING STAFF

Head Strength and Conditioning Coach:

Ken Mannie (24th year)

Associate Head Strength and Conditioning Coach:

Tommy Hoke (15th year)

Associate Head Strength and Conditioning Coach:

Mike Vorkapich (23rd year)

Associate Head Strength and Conditioning Coach:

Lorenzo Guess (seventh year)

Associate Strength and Conditioning Coach:

Bill Burghardt (seventh year)

ATHLETIC TRAINING STAFF

Head Athletic Trainer:

Sally Nogle (35th year)

Football Trainer:

Tamaria Hibbler (second year)

Football Trainer:

Brett Penning (first year)

Team Nutritionists:

Rob Masterson, Rayanne

Nguyen

EQUIPMENT STAFF

Head Football Equipment Manager:

Dylan Martinez (13th year)

Football Equipment Manager:

Juan Moreno (ninth year)

Football Equipment Manager:

Dan Kalchik (first year)

COACHING TECHNOLOGY/CREATIVE MEDIA

Director of Coaching Technology/Creative Media:

Matt Harper (10th year)

Social Media Co-Director/Head of Creative Video:

Carter Ellwood (second year)

Social Media Co-Director/Lead Graphic Designer:

Joe Robbins (second year)

Assistant Director:

Devin McKenney (first year)

ACADEMIC STAFF

Executive Director/Student-Athlete Support

Services: Todd Edwards (15th year)

Associate Director:

Mandy Chandler (21st year)

Assistant Director:

Antwan Joseph (second year)

DANTONIO NO STRANGER TO POSTSEASON PLAY –

• Mark Dantonio is making his 26th appearance in postseason play (as a graduate assistant, assistant coach or head coach), including four NCAA I-AA playoffs and 21 bowl games. Dantonio has compiled an 11-10 record in bowl games, including a 6-5 mark as head coach (5-5 at MSU, 1-0 at Cincinnati).

• Dantonio will be making his 11th bowl appearance at MSU, extending his school record for most bowl appearances by a head coach (previous record: **George Perles** with seven from 1983-94). Dantonio is 5-5 in bowl games at Michigan State, including a school-record four-game winning streak (2012 Outback, 2012 Buffalo Wild Wings, 2014 Rose; 2015 Cotton). Dantonio has led his teams to 13 bowl appearances in 15 seasons as a head coach (11 at MSU, two at Cincinnati; did not coach in 2007 International Bowl with UC).

• Dantonio will be coaching in the 22nd bowl game of his career in the Redbox Bowl.

Here are the results of Dantonio's 21 previous postseason bowl appearances:



Season	Bowl	Opponent (Result)
Ohio State – graduate assistant (1-1)		
1983	Fiesta	Pittsburgh (W, 28-23)
1984	Rose	USC (L, 17-20)
Kansas – defensive secondary coach (1-0)		
1992	Aloha	BYU (W, 23-20)
Michigan State – defensive secondary coach (1-3)		
1995	Independence	LSU (L, 26-45)
1996	Sun	Stanford (L, 0-38)
1997	Aloha	Washington (L, 23-51)
1999	Florida Citrus	Florida (W, 37-34)
Ohio State – defensive coordinator (2-1)		
2001	Outback	South Carolina (L, 28-31)
2002*	Fiesta	Miami-Fla. (2OT: W, 31-24)
2003	Fiesta	Kansas State (W, 35-28)
* National Champions		
Cincinnati – head coach (1-0)		
2004	Fort Worth	Marshall (W, 32-14)
Michigan State – head coach (5-5)		
2007	Champs Sports	Boston College (L, 21-24)
2009	Capital One	Georgia (L, 12-24)
2010	Alamo	Texas Tech (L, 31-41)
2011	Capital One	Alabama (L, 7-49)
2012	Outback	Georgia (3OT: W, 33-30)
2012	Buffalo Wild Wings	TCU (W, 17-16)
2014	Rose	Stanford (W, 24-20)
2015	Cotton	Baylor (W, 42-41)
2015	CFP Semifinal (Cotton)	Alabama (L, 0-38)
2017	Holiday	Washington State (W, 42-17)

2018 SPARTAN FOOTBALL GAME NOTES



SPARTANS IN THE BAY AREA -

• The Spartans have an all-time record of 4-4-1 in games played in the Bay Area. MSU's last trip to the Bay Area was a 38-31 loss at Cal in the 2008 season opener. In postseason play, the Spartans upset No. 20 Fresno State, 44-35, in the 2001 Silicon Valley Football Classic in San Jose, California.

• Here's a look at MSU's nine previous games in the Bay Area:

Date	Result (Associated Press Ranking)	Site
Nov. 27, 1937	MSU 14, San Francisco 0	San Francisco
Nov. 11, 1939	Santa Clara 6, MSU 0	Santa Clara
Oct. 18, 1941	No. 9 Santa Clara 7, MSU 0	Santa Clara
Nov. 27, 1948	MSU 21, Santa Clara 21	Santa Clara
Sept. 29, 1956	No. 3 MSU 21, No. 12 Stanford 7	Palo Alto
Oct. 5, 1957	No. 2 MSU 19, Cal 0	Berkeley
Sept. 29, 1962	Stanford 16, No. 6 MSU 13	Palo Alto
Dec. 31, 2001	MSU 44, No. 20 Fresno State 35	San Jose
Aug. 30, 2008	Cal 38, MSU 31	Berkeley

PLENTY OF SPARTAN CONNECTIONS IN THE BAY AREA -

• There are numerous Michigan State connections in the Bay Area. Former Spartans who are currently professional athletes in the Bay Area include San Francisco 49ers tight end Garrett Celek, Oakland Raiders linebacker Shilique Calhoun, and Golden State Warriors forward Draymond Green.

• A three-year letterwinner (2008-09, 2011) under Mark Dantonio, Celek is in his seventh season with the 49ers; he has 82 receptions for 1,104 yards and 12 TDs in 85 career NFL games, including 30 starts.

• Calhoun, who was a two-time captain (2014-15) and four-year letterwinner (2012-15), helped Michigan State to two Big Ten Championships (2013, 2015) and three top-10 finishes in the national polls (No. 3 in 2013, No. 5 in 2014, No. 6 in 2015). The Middletown, New Jersey, native was one of only eight Spartans in program history and the first defensive lineman to earn first-team All-Big Ten honors three times (2013-15). He had 131 career tackles, including 44 for losses (268 yards) with 27 sacks (211 yards), and finished his career tied for the most games played ever by a Spartan (54). A third-round NFL Draft selection in 2016 by the Raiders, he is in his third season in Oakland.

• Before helping the Warriors to three NBA Championships, Green was an All-American at Michigan State and was named the National Player of the Year as a senior in 2012. A three-time captain, Green is the program's all-time leading rebounder (1,096) and ranks 18th in scoring (1,517 points). Green appeared in full pads during MSU's 2011 spring game and played one snap at tight end; the clip has been viewed more than 50,000 times on YouTube.

ELEVEN SPARTANS EARN ALL-BIG TEN HONORS -

• A total of 11 Michigan State players earned All-Big Ten recognition this season, including first-team selections Joe Bachie (Jr., LB), Matt Coghlin (So., PK) and Kenny Willekes (Jr., DE).

• Willekes was also named the Smith-Brown Big Ten Defensive Lineman of the Year. He became the seventh Spartan to win a Big Ten position player of the year award since the conference began awarding them in 2011 (Shilique Calhoun, defensive lineman of the year in 2013; Darqueze Dennard and Kurtis Drummond, defensive back of the year in 2013 and 2014; Tony Lippett and Aaron Burbridge, receiver of the year in 2014 and 2015; Connor Cook, quarterback of the year in 2015).

• Since 2007, MSU head coach Mark Dantonio has helped produce 40 first-team All-Big Ten selections.

2018 ALL-BIG TEN TEAMS - MICHIGAN STATE SELECTIONS

MEDIA

First Team - Defense
Jr. DE Kenny Willekes

First Team - Special Teams
So. PK Matt Coghlin

Second Team - Defense
Jr. LB Joe Bachie
Jr. CB Justin Layne

Third Team - Defense
Jr. NT Raequan Williams
Sr. S Khari Willis

Honorable Mention - Defense
Sr. LB Andrew Dowell
Jr. S David Dowell
Jr. DT Mike Panasiuk

Honorable Mention - Offense
Sr. WR Felton Davis III

Honorable Mention - Special Teams
So. KR Connor Heyward

COACHES

First Team - Defense
Jr. LB Joe Bachie
Jr. DE Kenny Willekes

Second Team - Defense
Jr. LB Joe Bachie
Jr. CB Justin Layne

Third Team - Defense
Jr. S David Dowell
Jr. NT Raequan Williams

Third Team - Special Teams
So. PK Matt Coghlin

Honorable Mention - Defense
Sr. LB Andrew Dowell
Jr. DT Mike Panasiuk
Sr. S Khari Willis

Honorable Mention - Offense
Sr. WR Felton Davis III

ALL-TIME WINNINGEST COACHES - MICHIGAN STATE HISTORY

OVERALL

Rk.	Coach (Years)	Wins
1.	Duffy Daugherty (1954-72)	109
2.	Mark Dantonio (2007-)	107
3.	Charles Bachman (1933-46)	70
4.	George Perles (1983-94)	68
5.	Chester Brewer (1903-10, '17, '19)	58

Rk.	Coach (Years)	Win Pct.
1.	John Macklin (1911-15)	.853 (29-5)
2.	Clarence "Biggie" Munn (1947-53)	.846 (54-9-20)
3.	Jim Crowley (1929-32)	.712 (22-8-3)
4.	Chester Brewer (1903-10, '17, '19)	.699 (58-23-7)
5.	Mark Dantonio (2007-)	.682 (107-50)

BIG TEN GAMES

Rk.	Coach (Years)	Wins
1.	Duffy Daugherty (1954-72)	72
2.	Mark Dantonio (2007-)	65
3.	George Perles (1983-94)	53

Rk.	Coach (Years) [Min. 10 games]	Win Pct.
1.	Mark Dantonio (2007-)	.657 (65-34)
2.	Denny Stolz (1973-75)	.604 (14-9-1)
3.	Nick Saban (1995-99)	.603 (23-15-1)

BOWL APPEARANCES

Rk.	Coach (Years)	Bowls
1.	Mark Dantonio (2007-)	11
2.	George Perles (1983-94)	7

BOWL WINS

Rk.	Coach (Years)	Bowl Wins
1.	Mark Dantonio (2007-)	5
2.	George Perles (1983-94)	3

AP TOP-25 FINISHES

Rk.	Coach (Years)	Wins
1.	Mark Dantonio (2007-)	7
	Duffy Daugherty (1954-72)	7
3.	Clarence "Biggie" Munn (1947-53)	6

WINS OVER AP TOP-25 TEAMS

Rk.	Coach (Years)	Wins
1.	Duffy Daugherty (1954-72)	25
2.	Mark Dantonio (2007-)	21
3.	George Perles (1983-94)	14

WINS OVER AP TOP-10 TEAMS

Rk.	Coach (Years)	Wins
1.	Duffy Daugherty (1954-72)	17
2.	Mark Dantonio (2007-)	10
3.	Clarence "Biggie" Munn (1947-53)	5

HOME GAMES

Rk.	Coach (Years)	Wins
1.	Duffy Daugherty (1954-72)	68
2.	Mark Dantonio (2007-)	63
3.	Charles Bachman (1933-46)	46

Rk.	Coach (Years)	Pct.
1.	Clarence "Biggie" Munn (1947-53)	.892 (33-4)
2.	Jim Crowley (1929-32)	.886 (19-2-1)
3.	John Macklin (1911-15)	.857 (18-3)
4.	Chester Brewer (1903-10, '17, '19)	.845 (45-7-3)
5.	Charles Bachman (1933-46)	.790 (46-10-6)
6.	Mark Dantonio (2007-)	.750 (63-21)



2018 SPARTAN FOOTBALL GAME NOTES

ALL-TIME WINNINGEST COACHES - BIG TEN HISTORY

OVERALL

Rk. Coach (Years)	Wins
1. Woody Hayes (Ohio State, 1951-78)	205
2. Amos Alonzo Stagg (Chicago, 1896-1932)	199
3. Bo Schembechler (Michigan, 1969-89)	194
4. Joe Paterno (Penn State, 1993-2011 in B1G)	162
5. Kirk Ferentz (Iowa, 1999-)	151
6. Hayden Fry (Iowa, 1979-98)	143
7. Henry Williams (Minnesota, 1900-21)	136
8. Robert Zuppke (Illinois, 1931-41)	131
9. Lloyd Carr (Michigan, 1995-2007)	122
10. Barry Alvarez (Wisconsin, 1999-2005)	119
11. Fielding Yost (Michigan, 1901-06, '17-23, '25-26 in B1G)	113
12. John Cooper (Ohio State, 1988-2000)	111
13. Duffy Daugherty (Michigan State, 1954-72)	109
14. Mark Dantonio (Michigan State, 2007-)	107

MOST 10-WIN SEASONS

Rk. Coach (Years)	Wins
1. Bo Schembechler (Michigan) (1971, '72, '73, '74, '76, '77, '78, '80, '85, '86, '89)	11
2. Jim Tressel (Ohio State) (2002, '03, '05, '06, '07, '08, '09, '10*)	8*
3. Urban Meyer (Ohio State) (2012, '13, '14, '15, '16, '17, '18) Joe Paterno (Penn State) (1993, '94, '96, '99, 2005, '08, '09)	7 7^
5. Mark Dantonio (Michigan State) (2010, '11, '13, '14, '15, '17) Lloyd Carr (Michigan) (1997, '98, '99, 2002, '03, '06)	6 6
7. Kirk Ferentz (Iowa) (2002, '03, '04, '09, '15) Woody Hayes (Ohio State) (1954, '68, '73, '74, '75) Fielding Yost (Michigan) (1901, '02, '03, '04, '05) John Cooper (Ohio State) (1993, '95, '96, '97, '98)	5 5 5 5

* wins vacated in 2010; ^ as Big Ten member (21 overall)

MOST 11-WIN SEASONS

Rk. Coach (Years)	Wins
1. Urban Meyer (Ohio State) (2012, '13, '14, '15, '16, '17, '18)	7
2. Jim Tressel (Ohio State) (2002, '03, '06, '07, '09, '10*)	6*
3. Mark Dantonio (Michigan State) (2010, '11, '13, '14, '15) Joe Paterno (Penn State) (1994, '96, 2005, '08, '09^)	5 5^

* wins vacated in 2010; ^ as Big Ten member (15 overall)

2018 SENIOR CLASS IS NINTH-WINNINGEST IN SCHOOL HISTORY -

• The 2018 Senior Class has helped Michigan State to a 32-19 (.627) record since 2015, including three bowl berths (2015 College Football Playoff Semifinal at Cotton Bowl, 2017 Holiday Bowl, 2018 Redbox Bowl) and one Big Ten Championship (2015). The 32 wins rank ninth most by a senior class in school history.

• Michigan State's 19-member 2018 Senior Class includes: DE Dillon Alexander (Forsyth, Ga.), OG David Beedle (Clarkston, Mich.), LB Byron Bullough (Traverse City, Mich.), LS Collin Caflich (Canton, Mich.), WR Felton Davis III (Richmond, Va.), LB Andrew Dowell (North Ridgeville, Ohio), TE Chase Gianacacos (St. Charles, Ill.), FB Ben Line (Oxford, Mich.), OL Noah Listermann (Cincinnati, Ohio), FB Collin Lucas (Avon Lake, Ohio), QB Mickey Macius (Arlington Heights, Ill.), LB Grayson Miller (Georgetown, Ky.), S Matt Morrissey (Lincolnshire, Ill.), DT Gerald Owens (Thorofare, N.J.), LB Jon Reschke (Sterling Heights, Mich.), RB LJ Scott (Youngstown, Ohio), CB Tyson Smith (Detroit, Mich.), TE Matt Sokol (Rochester, Mich.) and S Khari Willis (Jackson, Mich.).

Winningest Senior Classes in MSU Football History (based on total wins)

Rank	Senior Class (Years)	Four-Year Record (Winning Pct.)
1.	2015 (2012-15)	43-11 (.796)
2.	2013 (2010-13)	42-12 (.778)
	2014 (2011-14)	42-12 (.778)
4.	2016 (2013-16)	39-14 (.736)
5.	2011 (2008-11)	37-16 (.698)
6.	2017 (2014-17)	36-16 (.692)
7.	2012 (2009-12)	35-18 (.660)
8.	2010 (2007-10)	33-19 (.635)
9.	2018 (2015-18)	32-19 (.627)
10.	1990 (1987-90)	31-14-3 (.677)

SPARTANS HAVE HAD TO OVERCOME MULTIPLE INJURIES TO KEY PERSONNEL IN 2018 -

• Michigan State has suffered a rash of injuries this season to key personnel. The Spartans tied for the most returning starters in the FBS with 22, but 11 of those returning starters have missed time this season due to injury, including nine on offense, one on defense and one on special teams. From the preseason depth chart, 13 of MSU's 24 starters (including specialists) have missed time due to injury.

• On offense, senior wide receiver **Felton Davis III** was lost for the season after injuring his Achilles tendon in the first half of the Michigan game on Oct. 20.

• Junior quarterback **Brian Lewerke** had his streak of 20 consecutive starts snapped as he was regulated to just holding duties against Purdue on Oct. 27 due to a shoulder injury; he returned to the starting lineup against Maryland (Nov. 3) and Ohio State (Nov. 10), but missed the last two games of the regular season vs. Nebraska and Rutgers.

• Senior running back **LJ Scott** has only played in four games, but will play in the Redbox Bowl against Oregon. Scott left the Arizona State game on Sept. 8 in the second half with an ankle injury and didn't return until Oct. 20 vs. Michigan; he also played against Purdue on Oct. 27.

• Junior left tackle **Cole Chewins** entered the season with 16 straight starts, but didn't play his first full game in 2018 until game six at Penn State as he worked his way back from an injury he suffered in preseason camp.

• Sophomore right guard **Kevin Jarvis** missed four games due to an injury he suffered in the second half at Indiana on Sept. 22; he returned to the starting lineup Nov. 10 vs. Ohio State.

• Sophomore wide receiver **Cody White**, the team's leading receiver with 491 yards on 36 catches, broke his hand in the second quarter vs. Central Michigan on Sept. 29 and missed four games before returning to the starting lineup at Maryland on Nov. 3.

• Starting left guard **David Beedle** suffered an injury on MSU's first series against Northwestern on Oct. 6 and missed six straight games before returning in a reserve role in the regular-season finale vs. Rutgers.

• Junior wide receiver **Darrell Stewart** missed two games (Central Michigan, Penn State) with an ankle injury.

• Starting center **Matt Allen** missed three games (Purdue, Maryland, Ohio State) due to an injury he suffered against Michigan on Oct. 20.

2018 SPARTAN FOOTBALL GAME NOTES



• In addition, freshman wide receiver **Jalen Nailor**, who scored two TDs at Indiana including a 75-yard run in the fourth quarter, has missed five games with an injury (CMU, NU, PSU, OSU, Nebraska).

• Defensively, sophomore cornerback **Josiah Scott**, a 2017 Freshman All-American, had his meniscus repaired during preseason camp and didn't return to the starting lineup until the ninth game of the season at Maryland on Nov. 3. Scott's replacement in the starting lineup, junior cornerback **Josh Butler**, started four of the first five games of the season, but hasn't seen action the last seven games with an injury.

• Entering the 2018 season, Michigan State had only three full-time starting punters in the **Mark Dantonio** era: **Aaron Bates** (2007-10), **Mike Sadler** (2011-14) and **Jake Hartbarger** (2015-present). This season alone, MSU has had four starting punters, and is one of only two schools to have had five different players punt this season. Hartbarger was injured in the fourth quarter at Arizona State – just one quarter after he booted a career-long 74-yarder – and Dantonio announced on Oct. 9 that Hartbarger would be out the rest of the season and will apply for a sixth year of eligibility. Redshirt freshman walk-on **Tyler Hunt**, who started five games in place of Hartbarger, was also lost for the season after suffering a non-contact knee injury (torn ACL) in practice before the Purdue game. Redshirt freshman walk-on **Bryce Baringer**, who joined the team in mid-September, started three games (Purdue, Maryland, Ohio State), but didn't travel to Nebraska due to an injury. True freshman walk-on **William Przystup** made his collegiate debut vs. Ohio State on Nov. 10 and made his first career start at Nebraska on Nov. 17.

• From the preseason depth chart, 13 of MSU's 24 starters (including specialists) have missed time due to injury.

Position	Player	Games Missed
C	Matt Allen	3 (Purdue, Maryland, Ohio State)
LG	David Beedle	6 (Penn State, Michigan, Purdue, Maryland, OSU, Nebraska) [^]
OL	Luke Campbell	3 (Ohio State, Nebraska, Rutgers)
LT	Cole Chewins	1 (Utah State) [*]
WR	Felton Davis III	5 (Purdue, Maryland, Ohio State, Nebraska, Rutgers) [#]
RG	Kevin Jarvis	4 (CMU, Northwestern, Penn State, Purdue)
QB	Brian Lewerke	3 (Purdue, Nebraska, Rutgers) ⁺
FB	Collin Lucas	7 (CMU, NU, Purdue, Maryland, Ohio State, Nebraska, Rutgers)
RB	LJ Scott	8 (IU, CMU, NU, PSU, Maryland, OSU, Nebraska, Rutgers)
WR	Darrell Stewart	2 (Central Michigan, Penn State)
WR	Cody White	4 (NU, PSU, Michigan, Purdue)

[^] did not start at Indiana due to injury; injured in first series vs. Northwestern on Oct. 6

^{*} played first full game of 2018 at Penn State on Oct. 13 after starting all 13 games in 2017

[#] out for season; injured Achilles tendon vs. Michigan on Oct. 20

⁺ did not play QB; served as the team's holder (does not officially count as game played by NCAA)

Offense totals: 11 starters for 46 games

Additional injuries: WR Jalen Nailor (CMU, NU, PSU, OSU, Nebraska); WR Cam Chambers (CMU); WR Andre Welch (NU); WR Laress Nelson (UM, Purdue, Maryland); WR C.J. Hayes (UM, Purdue)

Position	Player	Games Missed
CB	Josh Butler	7 (NU, PSU, Michigan, Purdue, Maryland, Nebraska, Rutgers)
DE	Jacob Panasiuk	1 (Arizona State)
CB	Josiah Scott	8 (USU, ASU, IU, CMU, NU, PSU, Michigan, Purdue)
P	Jake Hartbarger	10 (Out for season; injured in ASU game) [*]
P	Tyler Hunt	5 (Out for season; missed last five games) [%]

^{*} out for season; will apply for sixth year of eligibility

[%] out for season (torn ACL)

Defense/Special Teams totals: Five starters for 31 games

2018 SPARTAN SPORTS NETWORK RADIO AFFILIATES

City.....	Call Letters
Alma	WQBX (FM 104.9)
Alma	WFYC (AM 1280)
Alpena	WKJZ (FM 94.9)
Ann Arbor.....	WLBY (AM 1290)
Bad Axe	WLEW (AM 1340/FM 102.1)
Battle Creek.....	WBCK (FM 95.3)
Benton Harbor/South Haven	WCSY (FM 103.7)
Detroit.....	WJR (AM 760)
Escanaba.....	WRPP (FM 92.7)
Flint.....	WWCK (AM 1570)
Gaylord	WMJZ (FM 101.5)
Grand Haven	WGHN (FM 92.1)
Grand Rapids	WBBL (FM 107.3)
Hastings.....	WBCH (AM 1220/FM 100.1)
Houghton Lake	WTWS (FM 92.1)
Iron Mountain.....	WMIQ (AM 1450)
Ishpeming.....	WUPG (FM 96.7)
Jackson	WIBM (AM 1450/FM 101.9)
Kalamazoo.....	WKZO (AM 590)
Lansing.....	WJIM (AM 1240)
.....	WMMQ (FM 94.9)
Ludington/Manistee	WLDN (FM 98.7)
Marquette/Ishpeming.....	WRUP (FM 98.3)
Midland.....	WLUN (FM 100.9)
Newberry	WMJT (FM 96.7)
Ontonagon.....	WUPY (FM 101.1)
Petoskey.....	WJML (AM 1110)
Port Huron	WPHM (AM 1380)
Saginaw.....	WILZ (FM 104.5)
Tawas City.....	WQLB (FM 103.3)
Traverse City	WCCW (AM 1310)
Traverse City	WCCW (FM 107.5)



SpartanSportsNetwork.com

Live broadcasts for all of Michigan State's games are available online at SpartanSportsNetwork.com and also on the Spartan Sports Network mobile app for the iPhone and Android devices.

THE MARK DANTONIO SHOW

The Spartan Radio Network will produce and distribute Mark Dantonio's weekly radio show call-in show Thursdays from 7-8 p.m. The Spartan Radio Network, featuring 34 affiliates throughout the state, will broadcast the show live from Reno's East, located at 1310 Abbot Road in East Lansing. Spartan play-by-play announcer George Blaha serves as host for this live show that features insight from Coach Dantonio, special guests and phone calls. The Mark Dantonio Show can be heard locally on flagship station WJIM Radio (AM 1240) and WMMQ (FM 94.9).



2018 SPARTAN FOOTBALL GAME NOTES

SPARTAN SINGLE-GAME BESTS UNDER DANTONIO

Here's a look at the top single-game totals produced by Michigan State during head coach Mark Dantonio's tenure (2007-18; 157 games):

Rushing Yards: 368 vs. Indiana, 2007

Passing Yards: 445 vs. Northwestern, 2017

Total Yards: 662 vs. Indiana, 2014

First Downs: 33 vs. Indiana, 2015

Fewest Rushing Yards Allowed: -48 yards by Michigan, 2013

Fewest Passing Yards Allowed: 11 by Indiana, 2014

Fewest Total Yards Allowed: 48 by Florida Atlantic, 2011

Fewest First Downs Allowed: 1 by Florida Atlantic, 2011

Sacks By: 9 vs. Ohio State, 2011

Turnovers Forced: 6 vs. Eastern Michigan, 2014

Points (Game): 73 vs. Eastern Michigan, 2014

Points (Half): 49 (1st) vs. Eastern Michigan, 2014 (school record)

Points (Quarter): 28 (1st) vs. Eastern Michigan, 2014

Victory Margin: 59 vs. Eastern Michigan, 2014

Fewest Points Allowed (Game): 0 by Rutgers, 2016; by Purdue, 2013; by Florida Atlantic, 2011; by Florida Atlantic, 2008

BIGGEST COMEBACKS (since 2007)

Rk.	Deficit	Final
1.	20, 4th quarter vs. Baylor (40-20), 1/1/15.....	MSU, 41-40
2.	17, 2nd qtr. vs. Indiana (17-0), 10/6/12.....	MSU, 31-27
	17, 2nd qtr. vs. N-western (17-0), 10/23/10.....	MSU, 35-27
	17, 3rd qtr. vs. Penn State (24-7), 11/17/07.....	MSU, 35-31
5.	16, 3rd qtr. vs. Georgia (16-0), 1/1/12.....	MSU, 33-30 (3OT)



OFFENSIVE NOTES

• The Spartans welcomed 10 starters back on offense in 2018, tied for most in the nation, including running back **LJ Scott** and quarterback **Brian Lewerke**. The only starter lost on offense was center **Brian Allen**. MSU returned 100 percent of its passing yards from the quarterback position, 82 percent of its receptions, 81 percent of its receiving yards, and 71 percent of its rushing yards. Out of a possible 143 starting positions last season over the course of 13 games, the Spartans returned 119 of those starts (83 percent).

• However, Michigan State suffered a rash of injuries this season to key personnel, as nine of MSU's 10 returning starters missed time due to injury. Only two players have started every game on offense (OL **Tyler Higby** and RT **Jordan Reid**), and only Reid has started every game at the same position (RT). For a complete listing of players who have missed time due to injury, please refer to pages 8-9 in the game notes.

LJ SCOTT WILL FINISH HIS SPARTAN CAREER IN THE REDBOX BOWL –

• Although he has had to battle injuries this season and has only played in four games, senior running back **LJ Scott** will leave campus as one of the top running backs in school history. The 6-1, 225-pound Scott currently ranks ninth in MSU history in carries (586), 10th rushing yards (2,771) and tied for 12th in rushing touchdowns (25). He has played in 42 career games, including 22 starts, and led the Spartans in rushing in 2015 (699 yards and 11 TDs), 2016 (994 yards and six TDs) and 2017 (898 yards and 8 TDs).

• Scott has accepted an invitation to play in the Senior Bowl on Jan. 26, 2019, in Mobile, Alabama. After playing in only four games during the regular season, Scott had an option to return for another year in East Lansing due to the new NCAA redshirt rule, but he announced on Dec. 5 he would be leaving MSU to train for the upcoming 2019 NFL Draft.

• The Youngstown, Ohio, native started the first two games of the year vs. Utah State (Aug. 31) and Arizona State (Sept. 8), but suffered an ankle injury at ASU. After missing four straight games, he returned to the starting lineup against Michigan (Oct. 20) and Purdue (Oct. 27), but left the Purdue game early with an injury. Scott has 180 yards on 55 carries (45.0 ypg; 3.3 avg.) in 2018.

• Scott has nine career 100-yard rushing games, including three in 2017 (career-high 194 yards at Minnesota on Oct. 14; 147 vs. Maryland on Nov. 18; 110 vs. Washington State on Dec. 28).

• In Scott's absence this season, sophomore **Connor Heyward** (114 carries for 520 yards), who played five different positions in high school (QB, WR, RB, S, P), and true freshman **La'Darius Jefferson** (78 carries for 255 yards), a high school quarterback, have received the bulk of the workload in the backfield. Redshirt freshman **Weston Bridges** has also seen brief time in the playing rotation with 16 carries for 53 yards.

BRIAN LEWERKE RANKS AMONG BIG TEN LEADERS IN PASSING AND TOTAL OFFENSE –

• Junior quarterback **Brian Lewerke** had his streak of 20 consecutive starts snapped against Purdue on Oct. 27 due to a shoulder injury; he returned to the starting lineup against Maryland (Nov. 3) and Ohio State (Nov. 10) but missed the final two games of the regular season (Nebraska, Rutgers). Lewerke did still serve as the team's holder on special teams in those three games (seeing time only as a holder does not officially count as a game played by NCAA).

• Lewerke ranks ninth in the Big Ten in passing (186.8 ypg) and 10th in total offense (198.9 ypg). The Phoenix, Arizona, native has completed 54 percent of his passes (162-of-299) for 1,868 yards, eight touchdowns and 10 interceptions in nine games at QB. He threw for a season-high 329 yards, the fourth-highest output of his career, against Northwestern on Oct. 6, and has thrown for more than 200 yards in five of nine games in 2018.

• In his first full year as the starter in 2017, **Brian Lewerke became the first quarterback in school history to throw for more than 2,500 yards and rush for more than 500 yards in the same season**. Lewerke finished 2017 with the second-most yards of total offense in an MSU season with 3,352 (Drew Stanton with 3,415 in 2005). He also finished the 2017 campaign ranked among MSU's single-season leaders in passing completions (third with 246), passing attempts (fourth with 417), passing yards (seventh with 2,793) and touchdown passes (tied for eighth with 20). He rushed for 559 yards on 124 carries with five TDs. In nine games this season, Lewerke has rushed 74 times, gaining 266 yards and losing 145 for a net total of 121.

• In 2017, Lewerke set MSU sophomore records for total offense (3,352 yards), passing yards (2,793), passing attempts (417) and passing completions (246). He also finished the season with 559 yards rushing on 124 carries, the fourth most by a Spartan quarterback in a single season and the most since Drew Stanton had 687 in 2004.



- Lewerke was named the 2017 Holiday Bowl Offensive MVP after finishing with 286 yards of total offense against Washington State. He was 13-of-21 passing for 213 yards and three touchdowns, and set a Spartan bowl record for most rushing yards by a quarterback (14 carries for 73 yards). Lewerke was 9-of-10 passing for 162 yards and two TDs in the second quarter alone. Lewerke's three touchdown passes tied a Spartan bowl record (accomplished three previous times).

- A week after setting numerous school records at Northwestern on Oct. 28, 2017, Lewerke had another impressive game against Penn State on Nov. 4, becoming the first Spartan quarterback to throw for 400 yards in back-to-back games. He threw for a school-record 445 yards at Northwestern, and for 400 against Penn State; the 400 yards tied for the second-most yards by a Spartan QB in a single game (Bill Burke with 400 in win over Michigan in 1999). Lewerke became one of just three Big Ten quarterbacks in the last 20 years to throw for 400 yards in two consecutive games (Drew Brees, Purdue, 1998; C.J. Bacher, Northwestern, 2007).

- Lewerke set school single-game records for passing yards (445), total offense (475) and completions (39) in the triple-overtime loss at Northwestern on Oct. 28, 2017. His 57 passing attempts also marked a career high and tied for the second most in school history (record: 61 by Brian Hoyer vs. Penn State in 2006); MSU's previous single-game records were 400 passing yards (Bill Burke vs. Michigan, 1999), 416 yards of total offense (Connor Cook vs. Indiana, 2015) and 35 completions (Jeff Smoker vs. Ohio State, 2003). Lewerke also threw a career-high four touchdowns against the Wildcats, tied for the second most in school history (accomplished 13 previous times). Lewerke's 445 yards passing and 475 total yards against Northwestern were both the most by a Big Ten quarterback in a single game in 2017.

- Lewerke played in four games and started twice (Northwestern, Maryland) as a redshirt freshman in 2016 before suffering a season-ending injury (broken tibia) in the fourth quarter of the Michigan game on Oct. 29. He bounced back quickly from the injury and fully participated in all of spring practice in 2017. In 2016, Lewerke became the first Spartan freshman quarterback to start a game (Northwestern) since 2004 (Stephen Reaves vs. Central Michigan).

- In 26 career games (15-9 record in 24 games as the starter), Lewerke has completed 57 percent of his passes (439-for-773) for 5,042 yards, 30 touchdowns and 18 interceptions. He has 829 career rushing yards on 219 carries (30.7 ypg; 3.8 avg.).

- Lewerke became the 10th Spartan quarterback in school history to surpass 5,000 career passing yards in the Ohio State game. He was 11-of-28 for 128 yards against the Buckeyes and now has 5,042 passing yards.

- Lewerke is also one of just eight Spartans to collect more than 5,000 yards of total offense in his career; he currently ranks sixth in MSU history with 5,871 total yards.

LOMBARDI FILLS IN AT QB FOR LEWERKE VS. PURDUE, NAMED B1G FRESHMAN OF THE WEEK –

- Filling in for the injured Brian Lewerke, redshirt freshman quarterback Rocky Lombardi was named the Big Ten Co-Freshman of the Week after leading the Spartans to a 23-13 victory over Purdue on Oct. 27 in his first career start. Lombardi threw for 318 yards against the Boilermakers and completed 26-of-46 passes, including two touchdowns (11 yards to Darrell Stewart in second quarter; 48 yards to Jalen Nailor in fourth quarter).

- Lombardi's 318 yards passing were the second most by a Spartan QB making his first career start (Ed Smith threw for 324 yards in his first career start at North Carolina State in 1976). In addition, Lombardi's 318 passing yards were the second-most ever by a Spartan QB against Purdue (Bill Burke 345 vs. Purdue in 1998).

- Lombardi was the first redshirt freshman QB to start for the Spartans since Lewerke vs. Northwestern in 2016.

- At the end of the first half, Lombardi directed a nine-play, 87-yard TD drive in just 1:26, capped by Stewart's 11-yard TD with 56 seconds left in the second quarter; Lombardi was 6-of-8 for 85 yards on the TD drive. The 87-yard drive was the longest of the season for MSU.

- Lombardi started the final two games of the regular season at Nebraska on Nov. 17 and against Rutgers on Nov. 24 in Spartan Stadium. In his second career start at quarterback vs. Nebraska on Nov. 17, Lombardi collected 199 yards of total offense. He completed 15-of-41 passes for 146 yards and ran for a career-high 53 yards on nine carries (5.9 avg.). In the win over Rutgers, Lombardi was 19-of-43 for 173 yards, one TD and one interception.

- Lombardi has played quarterback in seven games this season (eight games overall; punted once in an emergency situation at Arizona State). He is 68-of-154 (.442) passing for 738 yards, three TDs and three interceptions.

COLLEGE FOOTBALL PLAYOFF RANKINGS (FINAL)

Rk.	School	Record
1.	Alabama	13-0
2.	Clemson	13-0
3.	Notre Dame	12-0
4.	Oklahoma	12-1
5.	Georgia	11-2
6.	Ohio State	12-1
7.	Michigan	10-2
8.	UCF	12-0
9.	Washington	10-3
10.	Florida	9-3
11.	LSU	9-3
12.	Penn State	9-3
13.	Washington State	10-2
14.	Kentucky	9-3
15.	Texas	9-4
16.	West Virginia	8-3
17.	Utah	9-4
18.	Mississippi State	8-4
19.	Texas A&M	8-4
20.	Syracuse	9-3
21.	Fresno State	11-2
22.	Northwestern	8-5
23.	Missouri	8-4
24.	Iowa State	8-4
25.	Boise State	10-3



COLLEGE FOOTBALL
PLAYOFF

PRONUNCIATION GUIDE

#82 Javez Alexander: Jay-vez
 #76 AJ Arcuri: r-CURE-e
 #35 Joe Bachie: BOTCHY (or like bocce ball)
 #26 Brandon Bouyer-Randle: BOY-er Randle
 #29 Shakur Brown: sha-coor
 #38 Byron Bullough: BULL-uh
 #4 Matt Coghlin: cog-lynn
 #94 Chase Gianacakos: YAHN-uh-cock-OSE
 #83 Mufi Hill-Hunt: MOO-fee
 #73 Jacob Isaia: E-sigh-uh
 #93 Naquan Jones: NAY-kwon
 #79 Mustafa Khaleefah: MOO-stuh-fuh cuh-LEE-fuh
 #14 Brian Lewerke: luh-WUHR-key
 #13 Mickey Macius: MAY-shiss
 #13 Laress Nelson: LUH-reece
 #72 Mike Panasiuk: pah-na-shuke (rhymes with luke)
 #96 Jacob Panasiuk: pah-na-shuke (rhymes with luke)
 #92 William Przysup: Priss-tup
 #34 Antjuan Simmons: ANN-twon
 #81 Matt Sokol: SO-kull
 #16 Brandon Sowards: SOW-irds (rhymes with wow)
 #17 Tyriq Thompson: ty-REEK
 #92 DeAri Todd: DEE-ar-E
 #48 Kenny Willekes: WILL-uh-KISS
 #27 Khari Willis: car-E
 #99 Raequan Williams: RAY-kwon



2018 SPARTAN FOOTBALL GAME NOTES

DEFENSIVE TDs SCORED IN DANTONIO ERA

Michigan State has scored 30 defensive touchdowns since Mark Dantonio took over as head coach prior to the 2007 season.

2007 (5)

- Travis Key 31-yard interception return vs. Pittsburgh, second quarter
- Ervin Baldwin 12-yard fumble return vs. Indiana, third quarter
- Otis Wiley 54-yard interception return vs. Ohio State, third quarter
- Sir Darean Adams 25-yard fumble return vs. Ohio State, third quarter
- Travis Key 20-yard fumble recovery vs. Purdue, fourth quarter

2008 (2)

- Otis Wiley 31-yard interception return vs. California, second quarter
- Johnny Adams 40-yard interception return vs. Purdue, second quarter

2009 (2)

- Danny Fortener 45-yard interception return vs. Illinois, third quarter
- Chris L. Rucker 11-yard fumble return vs. Purdue, first quarter

2010 – None

2011 (5)

- Jeremy Langford 37-yard fumble return vs. Florida Atlantic, fourth quarter
- Isaiah Lewis 37-yard interception return vs. Central Michigan, second quarter
- Isaiah Lewis 39-yard interception return vs. Michigan, fourth quarter
- Johnny Adams 86-yard interception return vs. Indiana, third quarter
- Darqueze Dennard 38-yard interception return vs. Georgia, third quarter, 2012 Outback Bowl

2012 – None

2013 (5)

- Kurtis Drummond 21-yard interception return vs. Western Michigan, first quarter
- Shilique Calhoun 16-yard fumble return vs. Western Michigan, fourth quarter
- Shilique Calhoun 4-yard fumble return vs. South Florida, second quarter
- Shilique Calhoun 56-yard interception return vs. South Florida, third quarter
- Denicos Allen 45-yard fumble return vs. Purdue, second quarter

2014 (3)

- Darien Harris 15-yard interception return vs. Purdue, fourth quarter
- RJ Williamson 29-yard interception return vs. Michigan, third quarter
- RJ Williamson 22-yard interception return vs. Maryland, third quarter

2015 (4)

- RJ Williamson 64-yard fumble return vs. Air Force, first quarter
- Riley Bullough 44-yard interception return vs. Maryland, second quarter
- Demetrious Cox 77-yard fumble return vs. Penn State, second quarter
- Malik McDowell 13-yard interception return vs. Penn State, fourth quarter

2016 (2)

- Justin Layne 43-yard interception return vs. Northwestern, first quarter
- Demetrious Cox 30-yard interception return vs. Rutgers

2017 (1)

- Tyson Smith 38-yard interception return vs. Bowling Green, first quarter

2018 (1)

- Shakur Brown 69-yard interception return vs. Indiana, first quarter

MR. VERSATILE: CONNOR HEYWARD NAMED FINALIST FOR PAUL HORNUNG AWARD –

• Sophomore running back Connor Heyward was named one of five finalists for the Paul Hornung Award, which is given to the most versatile player in college football. Heyward leads the Spartans in rushing (114 carries for 520 yards), rushing touchdowns (5), kick returns (13 for 287 yards) and all-purpose yards (1,056). He also ranks third on the team in scoring (30 points; five TDs) and receptions (32 for 249 yards). His 32 receptions are the most by a Spartan running back since Le'Veon Bell (32 in 2012).

• Heyward received Michigan State's Downtown Coaches Club Award for the most outstanding player on offense. He was also named honorable mention All-Big Ten as a kick returner by the media.

• In the win over Maryland on Nov. 3, Heyward ran for a career-high 157 yards on 15 carries and tied his career high with two rushing touchdowns. He scored on an 18-yard TD in the first quarter and on an 80-yard TD in the fourth quarter that put MSU on top 24-3; Heyward's 80-yard TD run was the longest of the season for MSU and the first Spartan rushing TD of at least 80 yards since 2014 (Delton Williams 80 yards vs. Eastern Michigan). Heyward also had a career-high 208 all-purpose yards (157 rushing, 49 kick return, 2 receiving), including a season-long 49-yard kickoff return to open the second half. Heyward's 157 rushing yards were the most ever by a Spartan against Maryland (previous: LJ Scott with 147 yards in 2017).

• Heyward collected 177 all-purpose yards at Nebraska on Nov. 17, his second-best output of the season. On the ground, Heyward had a career-high 21 carries for 80 yards; he also had five receptions for a career-best 78 yards, including a career-long 36-yard catch in the third quarter and a 34-yard catch in the fourth quarter. In addition, he had a 19-yard kickoff return.

• In MSU's 21-17 win at No. 8 Penn State on Oct. 13, Heyward compiled 79 all-purpose yards, including a 26-yard run on a fake punt that set up MSU's first TD scoring drive of the game. Later on that same drive, Heyward completed a 36-yard pass to Cam Chambers to make it first-and-goal for the Spartans.

• A native of Duluth, Georgia, Heyward scored two rushing touchdowns, including the game-winning 13-yard score with two minutes left in the fourth quarter, over Utah State in the season opener.

FELTON DAVIS III LOST FOR SEASON WITH ACHILLES INJURY –

• Senior wide receiver Felton Davis III suffered a season-ending Achilles injury in the first half against Michigan on Oct. 20. Before his injury, Davis was leading MSU in receptions (31), receiving yards (474) and touchdown catches (4). Although he only played in seven games, he was still named honorable mention All-Big Ten by the coaches and media.

• The 6-4, 200-pound native of Richmond, Virginia, closes his career as one of 29 players in MSU history to record 100 receptions (100 even). He also ranks tied for 11th in the career record book in touchdown catches (14) and 26th in receiving yards (1,450). Davis played in 39 career games, including 20 consecutive starts, prior to the injury.

• Davis recorded his first 100-yard receiving game of the season and fourth of his career with eight catches for 100 yards in the victory at No. 8 Penn State on Oct. 13. Davis tied his career high with two touchdown receptions, including the game-winning 25-yard score with 19 seconds left in the game, and also caught a 20-yard TD pass from Lewerke in the third quarter that tied the game at 14. The game-winning TD catch was the 100th career reception for Davis, who was named the Spartan Offensive Player of the Week vs. PSU.

• The 6-4, 200-pound native of Richmond, Virginia, got off to an excellent start his senior season with three catches for 69 yards vs. Utah State, including a diving 31-yard grab late in the fourth quarter on MSU's game-winning touchdown drive against the Aggies. During the game, Davis became the 43rd Spartan in school history to cross the 1,000-yard receiving mark for his career.

• Davis led a young receiving corps last season with career highs in receptions (55), receiving yards (776) and touchdown catches (9), all of which ranked among the Big Ten leaders (tied for third in TD catches with nine; tied for seventh in receptions at 4.2 pg; seventh in receiving yards at 59.7 ypg). Forty-three of his 55 receptions (78 percent) were for either a first down or a touchdown. He was a second-team All-Big Ten selection by the media and third team by the coaches.

SOPHOMORE WIDE RECEIVER CODY WHITE BACK IN STARTING LINEUP –

• Sophomore Cody White was having a sensational start to his second season in the Green and White with 20 catches for 300 yards in the first four games of the season, but unfortunately White suffered a broken hand in the second quarter of the Central Michigan game on Sept. 29 while diving for a catch in the end zone. White was forced to sit out four games but returned to action on Nov. 3 at Maryland, where he caught two passes for 24 yards. Although he missed four games, he still leads the Spartans in receiving yards (491; 61.4 ypg) and ranks second in receptions (36).

2018 SPARTAN FOOTBALL GAME NOTES



• White has two 100-yard receiving games this season (nine catches for 113 yards and one TD at Arizona State; eight for 115 vs. Ohio State).

• White, a BTN All-Freshman Team selection in 2017, closed his first year in the Green and White with the most receiving yards by a true freshman in school history with 490. His 35 catches were second most by a true freshman (Sedrick Irvin with 40 in 1996) and most by a true freshman wide receiver (B.J. Cunningham had 41 catches for 528 yards as a redshirt freshman in 2008). White recorded 30 of his 35 catches in the second half of the season.

• In his first career start, White was named the Big Ten Co-Freshman of the Week after setting a Spartan freshman single-game record with 165 receiving yards at Northwestern on Oct. 28, 2017. That total was also the 20th-most overall by an MSU player in a single game and the third most by a Spartan against Northwestern.

• In just 21 career games, including 14 starts, White has 71 catches for 981 yards and six touchdowns. He is 19 yards away from becoming the 30th receiver in Spartan history to record 1,000 career receiving yards.

SHUFFLING ALONG THE OFFENSIVE LINE –

• Michigan State featured nine different starting lineup combinations along the offensive line during the 12-game regular season. The only player to start all 12 games at the same position is sophomore right tackle Jordan Reid. Every other position on the offensive line has had three different starters.

• The only starter the Spartans lost from last season, **Brian Allen**, started every game at center, but was selected in the fourth round of the 2018 NFL Draft and is now playing for the Los Angeles Rams. Junior **Tyler Higby**, who started 13 games at left guard over the course of 2016 and 2017, started the first two games at center, but sophomore **Matt Allen** took over the starting job at Indiana on Sept. 22 and started five games at center before missing three games (Purdue, Maryland, Ohio State) with an injury. Allen became the third member of the Allen family to start at center for the Spartans, joining his older brothers Jack and Brian. Redshirt freshman **Blake Bueter**, who earned a scholarship earlier this season, started four games at center in place of Allen after starting the previous three at right guard. Allen returned to action at center in the second half of the Nebraska game, and started the season finale vs. Rutgers.

• At left tackle, junior **Cole Chewins**, who started every game in 2017, played his first full game in 2018 at Penn State on Oct. 13 after battling back from an injury he suffered in preseason camp. He started at Arizona State on Sept. 8 but only played one snap from scrimmage. As Chewins rounded back into form, **Tyler Higby** started three games at left tackle before returning to his starting role at left guard. Sophomore **Luke Campbell** started the season opener vs. Utah State.

• At left guard, fifth-year senior **David Beedle** started the first two games but was limited at Indiana due to an injury; he returned to the starting lineup vs. CMU (Sept. 29) but was injured in the first series against Northwestern (Oct. 6) and missed six games. Campbell started once at left guard (at Indiana on Sept. 22). In Beedle's absence, **Tyler Higby** has started the last seven games at left guard.

• At right guard, regular starter **Kevin Jarvis** suffered an injury in the second half of the Indiana game; he wound up missing four games overall and didn't crack the starting lineup again until the Ohio State game on Nov. 10. Campbell (three games) and Bueter (three games) each saw time as the starter at right guard in Jarvis' absence.

• Junior **Tyler Higby**, who entered the season with 13 career starts at left guard, started his first game of 2018 at left guard at Penn State on Oct. 13. **Higby has started every game this season (first two at C, three at LT, last seven at LG)**, and is one of only two players in the FBS, along with Temple's Jaelin Robinson, to start multiple games on the offensive line at three different positions. He has started in 25 career games (20 at LG, three at LT, two at C).

COLE CHEWINS NAMED ACADEMIC ALL-AMERICAN FOR SECOND YEAR IN A ROW –

• For the second year in a row, junior offensive tackle **Cole Chewins** has earned Academic All-America honors. Chewins, a first-team selection in 2017, was named to the second team in 2018. He also was named the 2018 recipient of the Michael R. Sadler Scholar-Athlete Award.

• A native of Clarkston, Michigan, Chewins owns a 3.91 grade-point average as a finance major. He graduated in December and has been accepted to begin a master's program for finance in the 2019 spring semester. The 6-8, 290-pound Chewins has been MSU's starting left tackle the past two seasons and has played in 35 career games, including 24 starts.

TOP SINGLE-GAME PERFORMANCES

Joe Bachie Tackles

Total	Opponent (S-A)	Date
13	Indiana (4-9)	10/21/17
12	Rutgers (5-7)	11/24/18
11	Utah State (3-8)	8/31/18
11	Maryland (2-9)	11/18/17
11	Western Michigan (2-9)	9/9/17
10	Michigan (2-8)	10/20/18
10	Arizona State (9-1)	9/8/18
10	Michigan (6-4)	10/7/17
10	Bowling Green (4-6)	9/2/17

Felton Davis III Receiving

Yds.	Opponent (Catches)	Date
181	Penn State (12)	11/4/17
118	Washington State (4)	12/28/17
114	Iowa (9)	9/30/17
100	Penn State (8)	10/13/18

Andrew Dowell Tackles

Total	Opponent (S-A)	Date
14	Ohio State (2-12)	11/10/18
10	Nebraska (4-6)	11/17/18
10	Michigan (3-7)	10/20/18
10	Indiana (2-8)	10/21/17

Connor Heyward Rushing

Yds.	Opponent (Carries)	Date
157	Maryland (15)	11/3/18

Justin Layne Tackles

Total	Opponent (S-A)	Date
10	Ohio State (6-4)	11/10/18
10	Indiana (6-4)	10/21/17

Brian Lewerke Passing

Total	Opponent (C-A)	Date
445*	Northwestern (39-57)	10/28/17
400	Penn State (33-55)	11/4/17
340	Notre Dame (31-51)	9/23/17
329	Northwestern (31-51)	10/6/18
314	Arizona State (27-39)	9/8/18
287	Utah State (23-33)	8/31/18
259	Penn State (24-52)	10/13/18
250	Bowling Green (22-33)	9/2/17
222	Rutgers (21-31)	11/25/17
213	Washington State (13-21)	12/28/17
213	Indiana (14-25)	9/22/18
212	Iowa (18-28)	9/30/17

Brian Lewerke Total Offense

Total	Opponent (Pass/Rush)	Date
475*	Northwestern (445/30)	10/28/17
425	Penn State (400/25)	11/4/17
396	Notre Dame (340/56)	9/23/17
340	Northwestern (329/11)	10/6/18
319	Bowling Green (250/69)	9/2/17
318	Utah State (287/31)	8/31/18
302	Arizona State (314/-12)	9/8/18

Rocky Lombardi Passing

Total	Opponent (C-A)	Date
318	Purdue (26-46)	10/27/18

Matt Morrissey Tackles

Total	Opponent (S-A)	Date
11	Notre Dame (5-6)	9/23/17

LJ Scott Rushing

Yds.	Opponent (Carries)	Date
194	Minnesota (25)	10/14/17
160	Ohio State (19)	11/19/16
147	Maryland (29)	11/18/17
146	Purdue (18)	10/3/15
139	Michigan (22)	10/29/16
128	Maryland (20)	10/22/16
122	Rutgers (20)	11/12/16
110	Washington State (18)	12/28/17
105	Furman (20)	9/2/16

Cody White Receiving

Yds.	Opponent (Catches)	Date
165	Northwestern (9)	10/28/17
115	Ohio State (8)	11/10/18
113	Arizona State (9)	9/8/18

Kenny Willekes Tackles

Total	Opponent (S-A)	Date
13	Ohio State (4-9)	11/10/18
10	Notre Dame (3-7)	9/23/17

Khari Willis Tackles

Total	Opponent (S-A)	Date
15	Ohio State (5-10)	11/10/18
11	Penn State (9-2)	11/4/17
11	Maryland (6-5)	10/22/16
10	Michigan (8-2)	10/7/17

*school record



2018 SPARTAN FOOTBALL GAME NOTES

TRACKING EXPLOSIVE PLAYS (20-PLUS YARDS)

Player	No.	TD	R	P	KR	PR	IR	FR
Connor Heyward	13	1	4	3	6	0	0	0
Cody White	9	2	1	8	0	0	0	0
Felton Davis III	8	3	1	7	0	0	0	0
Brandon Sowards	4	0	0	3	0	1	0	0
Darrell Stewart	4	0	0	2	2	0	0	0
Cam Chambers	3	0	0	3	0	0	0	0
Rocky Lombardi	2	0	2	0	0	0	0	0
LJ Scott	2	0	0	2	0	0	0	0
Jalen Nailor	2	2	1	1	0	0	0	0
Brian Lewerke	2	0	2	0	0	0	0	0
Shakur Brown	1	1	0	0	0	0	1	0
Matt Dotson	1	0	0	1	0	0	0	0
Khari Willis	1	0	0	0	0	0	1	0
La'Darius Jefferson	1	0	1	0	0	0	0	0
Matt Sokol	1	0	0	1	0	0	0	0
Laress Nelson	1	0	0	1	0	0	0	0
David Dowell	1	0	0	0	0	0	1	0
Antjuan Simmons	1	0	0	0	1	0	0	0
Totals	57	9	12	32	9	1	3	0

TOTAL: 57 (9 TD)
 Rushing: 12 (4 TD)
 Passing: 32 (4 TD)
 Kickoff Returns: 9
 Punt Returns: 1
 Interception Returns: 3 (1 TD)
 Fumble Returns: 0
 Blocked Kick Returns: 0

LONGEST PLAYS OF THE YEAR

Rushing
 80, Connor Heyward vs. Maryland (11/3)

Rushing Touchdown
 80, Connor Heyward vs. Maryland (11/3)

Passing
 48, Rocky Lombardi to Jalen Nailor vs. Purdue (10/27)

Passing Touchdown
 48, Rocky Lombardi to Jalen Nailor vs. Purdue (10/27)

Punt Return
 24, Brandon Sowards vs. Central Michigan (9/29)

Kick Return
 49, Connor Heyward vs. Maryland (11/3)

Interception Return
 69, Shakur Brown vs. Indiana (9/22)

Fumble Return
 N/A

Punt
 74, Jake Hartbarger vs. Arizona State (9/8)

Field Goal
 49, Matt Coghlin vs. Utah State (8/31)



DEFENSIVE NOTES

• On defense, the Spartans returned 23 letterwinners in 2018 and nine starters from a unit that finished ranked in the FBS Top 10 in rushing defense (No. 2 at 95.3 ypg) and total defense (No. 7 at 297.6 ypg) in 2017. Out of a possible 143 starting positions last season over the course of 13 games, the Spartans returned 120 of those starts (84 percent). Five of those nine returning starters started in all 13 games last season (LB Joe Bachie, LB Andrew Dowell, DT Mike Panasiuk, NT Raequan Williams, S Khari Willis).

• This year, eight players have started every game (LB Joe Bachie, LB Andrew Dowell, S David Dowell, CB Justin Layne, DT Mike Panasiuk, DE Kenny Willekes, NT Raequan Williams, S Khari Willis), one has started 11 (LB Tyriq Thompson), and one has started 10 (DE Jacub Panasiuk). The only position with three different starters has been at cornerback, due to Josiah Scott's injury he suffered in preseason camp; however, Scott has started the last four games at cornerback, giving the Spartans remarkable consistency on defense. In fact, dating back to last season, six Spartans on defense have started 20-plus consecutive games (Andrew Dowell, Panasiuk, Williams with 28 straight; Bachie and Willis with 25 straight; David Dowell with 22 straight).

• The Spartans are once again ranked among the national leaders in several defensive categories, including rushing defense (first at 81.3 ypg), third-down conversion defense (12th at .315), scoring defense (13th at 18.0 ppg) and total defense (14th at 311.5 ypg).

STOPPING THE RUN –

• **Michigan State ranks first in the FBS in rushing defense, allowing just 81.3 yards per game.** The Spartans have held their opponent to under 100-yards rushing seven times this season. MSU also ranked first in the Big Ten in conference games in rushing defense (93.8 ypg.).

• MSU also has only given up 29 rushes of 10-plus yards, which is tied for fewest in the FBS.

• MSU's opponents have only run the ball 365 times (45 percent of snaps, 30.4 avg.), the fourth-fewest allowed in the FBS; however, MSU's opponents have attempted 444 passes (55 percent of snaps, 37.0 avg.), ninth most among FBS teams.

• Stopping the run has been the main theme for MSU on defense in the Dantonio era, and it led to ranking No. 1 in the NCAA FBS in rushing defense in 2014 (88.5 ypg). Since the Big Ten began awarding stat champions in all games in 1985, Michigan State (2011-14) became only the second team in conference history to lead the league in rushing defense four years in a row (Michigan, 1990-93). The Spartans have been ranked in the Top 25 in rushing defense seven times in the last nine seasons, including a run of five straight years in the top 11 (2011-15). MSU led the Big Ten and ranked No. 2 in the FBS in rushing defense in 2017 (95.3 ypg).

• In 157 games under Dantonio, Michigan State has held its opponent under 100 yards rushing 79 times (.503). MSU is 68-11 (.861) in those games, including a 58-6 (.906) record since 2010.

MSU KEEPING OPPONENTS OFF THE SCOREBOARD –

• MSU has held its opponents to 21 or fewer points nine times, and although Ohio State scored 26 points on Nov. 10, the defense allowed just 17 points (two TDs and one field goal).

• After allowing 38 points to Utah State in the season opener – the Aggies rank third in the FBS in scoring offense (47.5 ppg) – MSU has not allowed a team to score 30 points again this season.

• Michigan State has allowed just 12 touchdowns in the red zone this season, fourth fewest in the FBS. Spartan opponents have only visited the red zone 30 times this season, tied for seventh fewest in the FBS, and in giving up 12 TDs, the 40 percent TD mark is third fewest in the nation.

• Overall, MSU ranks tied for 13th in the FBS scoring defense, allowing just 18.0 points per game. MSU ranked No. 1 in the Big Ten in conference games in scoring defense (16.6 ppg.).



SPARTANS RANK TIED FOR 21ST IN FBS WITH 14 INTERCEPTIONS –

• Michigan State ranks tied for 21st in the FBS with 14 interceptions in 12 games this season.

• Ten different players – LB Joe Bachie, CB Shakur Brown, S David Dowell, CB Justin Layne, S Matt Morrissey, DT Mike Panasiuk, CB Josiah Scott, LB Antjuan Simmons, LB Tyriq Thompson and S Khari Willis – have recorded interceptions this season for MSU.

• Redshirt freshman cornerback **Shakur Brown** returned an interception 69 yards for a TD in the first quarter at Indiana to give MSU a 14-0 lead. It was MSU's first pick six since Tyson Smith vs. Bowling Green in 2017 and it marked MSU's 30th defensive TD in the Dantonio era.

• Michigan State has recorded at least two interceptions in a game six times this season (Utah State, Indiana, Central Michigan, Northwestern, Purdue, Rutgers), including a season-high three vs. Purdue.

HISTORY OF STINGY DEFENSES UNDER DANTONIO –

• Michigan State finished 2017 ranked among the FBS leaders in rushing defense (No. 2 at 95.3 ypg), total defense (No. 7 at 297.6 ypg), first-downs defense (No. 9 at 206), pass efficiency defense (No. 17 with 113.5 rating), third-down defense (No. 18 at .328) and scoring defense (No. 19 at 20.0 ppg).

• The Spartans led the Big Ten in rushing defense for the fifth time in the Dantonio era (2011-14, 2017). MSU also ranked third in the Big Ten in total defense.

• In 2017, Michigan State finished No. 7 in the FBS in total defense (297.6), marking the fifth time the Spartans have finished in the FBS Top 10 in total defense under Dantonio (No. 6 in 2011, No. 4 in 2012, No. 2 in 2013, No. 8 in 2014, No. 7 in 2017).

LINEBACKER JOE BACHIE LEADS SPARTAN DEFENSE IN THE MIDDLE –

• Junior captain Joe Bachie, who has started 25 consecutive games at middle linebacker, leads the Spartans in tackles for the second year in a row with 94. He became the third Spartan middle linebacker under Mark Dantonio, joining Greg Jones and Max Bullough, to earn first-team All-Big Ten honors (coaches, ESPN.com, Phil Steele).

• A consistent playmaker, Bachie has 8.5 tackles for loss, five pass break-ups, three forced fumbles, one interception and one fumble recovery. He earned the Downtown Coaches Club Award for the most outstanding Spartan player on defense.

• In the season opener against Utah State and with MSU holding on to a 38-31 lead late in the fourth quarter, Bachie sealed the win by batting down a pass at the line of scrimmage, then coming up with the interception. He has recorded double-digits in tackles four times this season (11 vs. Utah State; 10 vs. Arizona State; 10 vs. Michigan; 12 vs. Rutgers).

• Bachie was named the Big Ten Defensive Player of the Week for the third time in his career after helping lead MSU past Maryland on Nov. 3. Bachie was all over the field in the 24-3 victory over the Terrapins. The Brook Park, Ohio, native forced a career-high three fumbles, recovering one, and also had seven tackles, two tackles for loss (5 yards) and tied a career-high with two pass break-ups. Bachie's impressive performance helped Michigan State hold Maryland to season lows in total yards (100) and rushing yards (26). In addition, the Spartans recorded five sacks (43 yards) and nine tackles for loss (54 yards).

• Bachie, who started all 13 games at middle linebacker as a sophomore for the Spartans in 2017 and led the team in tackles (100; 7.7 avg.), was named the recipient of the 2017 Governor's Award, which is given annually to the program's most valuable player as voted on by the team. He was the first Spartan sophomore to win the Governor's Award since quarterback Drew Stanton in 2004.

• A third-team All-Big Ten choice by the coaches and media in 2017, Bachie was named the Big Ten Defensive Player of the Week twice last season. In last season's win at No. 7 Michigan, Bachie became just the second Big Ten linebacker and fifth in the FBS in the last five years (since 2012) to record double-digit tackles (10) and at least one interception, one forced fumble, one sack and one pass break-up in the same game.

• In 31 career games, including 25 consecutive starts, Bachie has 206 tackles, 19.0 tackles for loss, 4.5 sacks, four interceptions, seven pass break-ups, five forced fumbles and two fumble recoveries. He has recorded double-digits in tackles nine times in his career.

BY THE NUMBERS

1

Mark Dantonio is the only Big Ten coach to win multiple B1G titles, win a Rose Bowl, and coach in the College Football Playoff.

2

MSU is one of two schools in the country, along with Florida, to win multiple National Championships in both football and men's basketball.

3

Mark Dantonio has won a school-record three Big Ten Championships (2010, 2013, 2015).

10

Michigan State has defeated 10 AP Top-10 teams under Dantonio, including nine since 2013.

11

Michigan State has made 11 bowl games under Mark Dantonio, the most by any Spartan head coach in school history.

13

Mark Dantonio's 125 career wins rank 13th among active FBS head coaches.

14

MSU has defeated 14 AP Top 25 teams since 2013 (14-11 record vs. ranked teams last five-plus seasons).

63

MSU has ranked among the nation's Top 25 in attendance each of the last 63 seasons.

65

Mark Dantonio has won 65 Big Ten games, second most of any Spartan coach (Duffy Daugherty, 72).

79

In the Dantonio era, Michigan State has held its opponent below 100 yards rushing in 79 of 157 games (.503 percent).

85

MSU has won 85 games since the beginning of the 2010 season, third most in the Big Ten and 13th most in the FBS during that time period.

107

Mark Dantonio has won 107 games at MSU, second most in school history.



2018 SPARTAN FOOTBALL GAME NOTES

2018 HONORS & AWARDS

#76 AJ ARCURI (So., OT)

- Academic All-Big Ten

#35 JOE BACHIE (Jr., LB)

- Team captain
- First-team All-Big Ten (coaches, ESPN.com, Phil Steele)
- Second-team All-Big Ten (media, Associated Press, Athlon Sports)
- MSU Downtown Coaches Club Award (most outstanding player: defense)
- Big Ten Defensive Player of the Week (vs. Maryland)
- Pro Football Focus Big Ten Team of the Week (vs. Rutgers)
- 2018 Eagles Council Member

#86 DREW BEESLEY (So., DE)

- Academic All-Big Ten

#66 BLAKE BUETER (R-Fr., OL)

- Academic All-Big Ten
- MSU Jim Adams Award (unsung hero: offense)

#38 BYRON BULLOUGH (Sr.-5, LB)

- Academic All-Big Ten
- 2018 Eagles Council Member

#41 REID BURTON (So., FB)

- Academic All-Big Ten

#62 LUKE CAMPBELL (So., OL)

- Pro Football Focus Big Ten Team of the Week (vs. Northwestern)
- Academic All-Big Ten

#21 CAM CHAMBERS (So., WR)

- Pro Football Focus Big Ten Team of the Week (vs. Northwestern)

#61 COLE CHEWINS (Jr., OT)

- CoSIDA Academic All-American (second team)
- CoSIDA Academic All-District
- Michael R. Sadler Scholar-Athlete Award recipient
- MSU Clarence Underwood Jr. Sportsmanship Award
- MSU Patsy Ross Scholar-Athlete Award
- Academic All-Big Ten
- Pro Football Focus Big Ten Team of the Week (vs. Nebraska)
- 2018 Eagles Council Member

#4 MATT COGLIN (So., PK)

- First-team All-Big Ten (media)
- Second-team All-Big Ten (Associated Press, Athlon Sports, Phil Steele)
- Third-team All-Big Ten (coaches)
- MSU Downtown Coaches Award (most outstanding player: special teams)
- Lou Groza Award semifinalist (one of 20)
- Big Ten Co-Special Teams Player of the Week vs. Indiana
- Academic All-Big Ten

KENNY WILLEKES NAMED BIG TEN DEFENSIVE LINEMAN OF THE YEAR, TEAM MVP –

• After leading the Big Ten with 20.5 tackles for loss during the regular season, junior defensive end **Kenny Willekes** was named the 2018 Smith-Brown Big Ten Defensive Lineman of the Year and a first-team All-American by The Athletic. Willekes is the second Spartan to win the award (**Shilique Calhoun** in 2013), which is named after MSU's Bubba Smith and Penn State's Courtney Brown and given to the Big Ten's most outstanding defensive lineman, and is the first Spartan defensive end to earn first-team All-America honors since Robaire Smith in 1998. Willekes was also named to the All-Big Ten First Team by the coaches, media, Associated Press, Athlon Sports, ESPN.com, Phil Steele and Pro Football Focus, and earned second-team All-America honors from the Football Writers Association of America (FWAA), Phil Steele, Sporting News and Walter Camp Football Foundation.



• Willekes, who entered the program as a walk-on linebacker for the 2015 season, has emerged as one of the top pass rushers in the nation. A 6-4, 260-pound native of Rockford, Michigan, Willekes has collected a league-best 20.5 tackles for loss, good for second most in a Spartan single season and seventh most in the FBS in 2018. He also leads the Spartans with 8.5 sacks, which ranks fourth in the Big Ten. The junior has registered a career-high 76 tackles to rank first among all defensive linemen in the nation, including a career-high 13 against Ohio State on Nov. 3.

• Willekes was credited with a tackle for loss in 10 of MSU's 12 regular-season games, including a career-high 3.5 against Ohio State and Nebraska in back-to-back games. He opened the season with six tackles, two sacks (19 yards) and a forced fumble in the win over Utah State, and also posted multiple TFLs against Indiana (2.0), Michigan (2.0) and Maryland (2.5).

• According to Pro Football Focus, Willekes leads all edge rushers with 21 quarterback hits, and ranks tied for fifth with 37 QB hurries.

• At the Spartan Football Awards banquet on Nov. 25, Willekes was named the recipient of the Governor's Award (MVP), becoming the first Spartan defensive end to win the honor since its inception in 1931.

• A chemistry major, Willekes earned a scholarship in the spring of 2017 and hasn't looked back since. The native of Rockford, Michigan, is MSU's active leader in sacks (10th in school history with 15.5) and tackles for loss (12th in school history with 31.5). He ranks among the active career leaders in the FBS in tackles for loss (fourth at 1.35 per game) and sacks (tied for 13th with 0.60 per game).

• After playing in just one game as a redshirt freshman in 2016, Willekes earned third-team All-Big Ten honors in 2017 with a team-leading 14.5 tackles for loss and seven sacks.

• Willekes has recorded two sacks in a game five times in his career (2017: Michigan, Minnesota, Maryland; 2018: Utah State, Maryland).

SENIOR CAPTAIN KHARI WILLIS NAMED FINALIST FOR SENIOR CLASS AWARD –

• Michigan State senior safety **Khari Willis** is having a career year – both on and off the field. On Oct. 24, Willis was named one of 10 finalists for the Senior CLASS Award. To be eligible for the award, a student-athlete must be classified as an NCAA Division I FBS senior and have notable achievements in four areas of excellence: community, classroom, character and competition. An acronym for Celebrating Loyalty and Achievement for Staying in School®, the Senior CLASS Award focuses on the total student-athlete and encourages students to use their platform in athletics to make a positive impact as leaders in their communities. Former Spartan quarterback **Kirk Cousins** won the award in 2011.

• A three-time Academic All-Big Ten selection, Willis owns a 3.24 grade-point average as an interdisciplinary studies in social science major, with an emphasis on community governance & advocacy, and graduated in December 2018. He was voted a captain by his teammates entering his senior season and has 193 tackles, 14 pass break-ups and four interceptions in 45 career games, including 29 starts. This season, Willis has recorded a career-high 81 tackles, eight pass break-ups and two interceptions for the Spartans, including a career-high 15 stops against Ohio State. He was named third-team All-Big Ten by the media and earned an invitation to the Senior Bowl.



• Willis was also a semifinalist for the William V. Campbell Trophy, which is awarded annually by the National Football Foundation to the nation's top scholar-athlete. The award is also widely known as the "Academic Heisman." This marks the seventh time in the past eight years that the Spartans have had a semifinalist for the Campbell Trophy. The Spartans had a finalist three of four years from 2011-14 (QB Kirk Cousins in 2011, LB Max Bullough in 2013, P Mike Sadler in 2014). Center Jack Allen, tight end Josiah Price and center Brian Allen were semifinalists the past three seasons.

• Willis was named the Big Ten Defensive Player of the Week after leading the Spartans with a season-high nine tackles, including seven solo stops, in MSU's 21-17 win at No. 8 Penn State on Oct. 13. The Jackson, Michigan, native also forced a fumble on PSU quarterback Trace McSorley in the first quarter. Willis' effort helped the Spartans hold Penn State to then-season lows in points (17) and first downs (14).

• Willis was the keynote player speaker at the 2018 Big Ten Kickoff Luncheon in Chicago, and delivered an inspirational speech calling on his fellow Big Ten players to make a difference in their communities. He received a standing ovation and video of his speech went viral across social media (158,000 views on Twitter; 98,000 views on Facebook; nearly 10,000 on YouTube). The Jackson, Michigan, native was a candidate for the Wuerffel Trophy, presented annually to the player who best combines exemplary community service with athletic and academic achievement, and was MSU's nominee for the Allstate/AFCA Good Works Team.

MIKE PANASIUK & RAEQUAN WILLIAMS CONSISTENT IN THE MIDDLE OF SPARTAN D-LINE –

• Junior defensive tackles **Mike Panasiuk** and **Raequan Williams** have started alongside each other on the interior of the defensive line for 28 consecutive games, dating back to the Ohio State game on Nov. 19, 2016. The duo is a big reason why MSU ranks No. 1 in the FBS in rushing defense this season and ranked No. 2 in the FBS in rushing defense last season.

• Williams, a first-team All-Big Ten selection by The Associated Press, has recorded career bests in tackles (49), tackles for loss (9.5) and pass break-ups (5) in 2018. The Chicago native ranks second among active Spartans with 20.5 career tackles for loss, including six career sacks, in 36 career games.

• Panasiuk, a stalwart on the Spartan defensive line with 28 straight starts at defensive tackle, was named honorable mention All-Big Ten for the second year in a row. Panasiuk's numbers are hard to measure in terms of impact, but the Roselle, Illinois, native is a big reason why MSU ranks No. 1 in the FBS in rushing defense, allowing just 81.3 yards per game. Panasiuk has a career-high 4.5 tackles for loss and two pass break-ups, and leads the Spartan defensive tackles unit and ranks third overall on the team in production points. He recorded an interception and blocked a field goal in the fourth quarter in the victory over Purdue.

• In 37 career games, Panasiuk has 62 tackles, including 7.5 for losses with one sack.

ANDREW DOWELL SAVING HIS BEST SEASON FOR LAST –

• Senior linebacker **Andrew Dowell** earned his first career Big Ten honors with an outstanding senior season. Dowell ranks second on the team with a career-high 90 tackles and also has collected career bests in tackles for loss (8.0), sacks (3.0) and pass break-ups (8). He posted double-digit stops in three games, including a career-high 14 vs. Ohio State on Nov. 10. The 6-1, 225-pound native of North Ridgeville, Ohio, had three multiple-TFL games (2.0 each vs. Arizona State, Indiana and Michigan) and produced a career-high two sacks at Indiana.

• Dowell leads all active Spartans with 253 tackles in 50 career games, including 28 consecutive starts (33 overall). In addition to earning honorable mention All-Big Ten accolades in 2018, Dowell was named the team's recipient of the Tommy Love Award for the most improved player on defense.

2018 HONORS & AWARDS

#18 FELTON DAVIS III (Sr., WR)

- Honorable mention All-Big Ten (coaches and media)
- MSU Biggie Munn Award (most inspirational player: offense)
- Pro Football Focus Big Ten Team of the Week (vs. Utah State)
- 2018 Eagles Council member

#5 ANDREW DOWELL (Sr., LB)

- Honorable mention All-Big Ten (coaches and media)
- MSU Tommy Love Award (most improved: defense)
- Pro Football Focus Big Ten Team of the Week (vs. Central Michigan)
- 2018 Eagles Council member

#6 DAVID DOWELL (Jr., S)

- Third-team All-Big Ten (coaches)
- Honorable mention All-Big Ten (media)
- Academic All-Big Ten
- 2018 Eagles Council member

#94 CHASE GIANACAKOS (Sr.-5, TE)

- Academic All-Big Ten

#98 COLE HAHN (R-Fr., K)

- Academic All-Big Ten

#25 JAKE HARTBARGER (Sr.-5, P)

- Academic All-Big Ten

#4 C.J. HAYES (R-Fr., WR)

- Academic All-Big Ten

#74 JACK HENRICHS (R-Fr., OT)

- Academic All-Big Ten

#70 TYLER HIGBY (Jr., OL)

- MSU Up Front Award (most outstanding lineman: offense)

#11 CONNOR HEYWARD (So., RB/KR)

- Paul Hornung Award finalist (one of five)
- Honorable mention All-Big Ten (media)
- MSU Downtown Coaches Club Award (most outstanding player: offense)
- MSU Outstanding Underclass Back Award (offense)
- Pro Football Focus Big Ten Team of the Week (vs. Central Michigan)
- Paul Hornung Honor Roll (vs. Maryland)

#97 TYLER HUNT (R-Fr., P)

- Academic All-Big Ten

#2 JUSTIN LAYNE (Jr., CB)

- First-team All-Big Ten (Pro Football Focus)
- Second-team All-Big Ten (coaches, media, Associated Press, Athlon Sports, Phil Steele)
- MSU Outstanding Underclass Back Award (defense)
- Pro Football Focus Big Ten Team of the Week (vs. Purdue and Ohio State)

#14 BRIAN LEWERKE (Jr., QB)

- Team captain
- 2018 Eagles Council member

#12 ROCKY LOMBARDI (R-Fr., QB)

- Big Ten Co-Freshman of the Week (vs. Purdue)
- Academic All-Big Ten



2018 SPARTAN FOOTBALL GAME NOTES

2018 HONORS & AWARDS

#9 DOMINIQUE LONG (So., CB)

- Academic All-Big Ten

#40 COLLIN LUCAS (Sr.-5, FB)

- Academic All-Big Ten

#13 MICKEY MACIUS (Sr.-5, QB)

- Academic All-Big Ten

#10 MATT MORRISSEY (Sr., S)

- Pro Football Focus Big Ten Team of the Week (vs. Purdue)
- Academic All-Big Ten
- 2018 Eagles Council member

#43 JACK MANDRYK (R-Fr., S)

- Academic All-Big Ten

#44 GRAYSON MILLER (Sr., LB)

- Academic All-Big Ten
- 2018 Eagles Council member

#42 BRENT MOSSBURG (R-Fr., DE)

- Academic All-Big Ten

#41 GERALD OWENS (Sr.-5, DT)

- MSU President's Award (senior perseverance: defense)

#96 JACUB PANASIUK (So., DE)

- Pro Football Focus Big Ten Team of the Week (vs. Northwestern)

#72 MIKE PANASIUK (Jr., DT)

- Second-team All-Big Ten (Pro Football Focus)
- Honorable mention All-Big Ten (coaches and media)
- MSU Jim Adams Award (unsung hero: defense)
- Pro Football Focus Big Ten Team of the Week (vs. Utah State)

#37 DANTE RAZZANO (So., LB)

- Academic All-Big Ten

#55 JORDAN REID (So., OT)

- MSU Outstanding Underclass Lineman Award (offense)

#36 NOAH SARGENT (So., RB)

- Academic All-Big Ten

#22 JOSIAH SCOTT (So., CB)

- Big Ten Co-Defensive Player of the Week (vs. Rutgers)
- Pro Football Focus Big Ten Team of the Week (vs. Rutgers)

#3 LJ SCOTT (Sr., RB)

- Invited to Senior Bowl

#81 MATT SOKOL (Sr.-5, TE)

- MSU President's Award (senior perseverance: offense)
- Academic All-Big Ten
- 2018 Eagles Council member
- Invited to East-West Shrine Game

#54 MITCHELL SOKOL (R-Fr., LB)

- Academic All-Big Ten

#16 BRANDON SOWARDS (Sr., WR)

- Academic All-Big Ten



SPECIAL TEAMS NOTES

PLACEKICKER MATT COGLIN NAMED FIRST-TEAM ALL-BIG TEN –

• A Lou Groza Award semifinalist, sophomore placekicker Matt Coghlin was a first-team All-Big Ten choice by the media. He ranks among Big Ten leaders in field goals made (third with 16), field-goal percentage (third at .842) and scoring (ninth at 7.0 ppg). Coghlin has made 16 of his 19 field-goal attempts this season (5-of-5 from 20-29 yards; 7-of-8 from 30-39 yards; 4-of-5 from 40-49 yards; 0-1 from 50-plus yards).

• Coghlin was named the Big Ten Special Teams Player of the Week against Indiana after he scored on a 6-yard TD run on a fake field goal in the third quarter and made all five of his point-after attempts. He became the first Spartan to score an offensive touchdown and then kick the PAT on his own TD since Sam Williams in 1958 against Wisconsin.

• Coghlin opened the season with three field goals in the win over Utah State, including a season-long 49-yarder, and also had multiple field-goal outings against Arizona State (2), Northwestern (2), Purdue (3), Ohio State (2) and Nebraska (2). He set a new school record with 18 consecutive field goals, dating back to last season, before a kick was blocked in the Purdue game. That streak was also tied for the fourth longest in Big Ten history.

• Coghlin is the sixth Spartan placekicker to earn first-team All-Big Ten honors, and the third under Mark Dantonio (Brett Swenson in 2009; Dan Conroy in 2012). The Cincinnati, Ohio, native currently ranks first in MSU history in field-goal percentage (31-of-38, .816).

• Coghlin also was named the Big Ten Special Teams Player of the Week after kicking the game-winning 34-yard field goal as time expired against No. 7 Penn State last season.

SPARTANS ONLY TEAM IN FBS WITH FOUR DIFFERENT STARTING PUNTERS –

• Entering the 2018 season, Michigan State had only three full-time starting punters in the Mark Dantonio era: Aaron Bates (2007-10), Mike Sadler (2011-14) and Jake Hartbarger (2015-present). This season alone, MSU has had four starting punters, most of any school in the FBS. In addition, MSU is one of only two schools (Kent State) to have had five different players punt this season.

• Hartbarger was injured in the fourth quarter at Arizona State on Sept. 8 – just one quarter after he booted a career-long 74-yarder – and Dantonio announced on Oct. 9 that Hartbarger would be out the rest of the season and will apply for a sixth year of eligibility.

• Redshirt freshman walk-on Tyler Hunt, who started five games in place of Hartbarger, was also lost for the season after suffering a non-contact knee injury (torn ACL) in practice before the Purdue game.

• Redshirt freshman walk-on Bryce Baringer, who joined the team in mid-September, has started three times (Purdue, Maryland, Ohio State) and has played in four games overall. He is averaging 32.4 yards per punt (15 punts for 486 yards), including four inside the 20 and two for 50-plus yards.

• True freshman walk-on William Przystup made his collegiate debut vs. Ohio State on Nov. 10 and punted five times for 231 yards (46.2 avg.), including two inside the 20. He started the final two games of the regular season against Nebraska and Rutgers. Przystup placed five of his eight punts inside the 20 in the win over Rutgers, including a 51-yarder that was downed at the Rutgers 1-yard line with 7:52 left in the fourth quarter that set up MSU's eventual game-winning touchdown.

• A 6-2, 219-pound native of Gobles, Michigan, Hunt started five games at punter before his season-ending injury. He tied a school record with 11 punts for 457 yards (41.5 avg.) against Michigan on Oct. 20. His 41.5-yard average was a season high. The 11 punts as a team tied for second most in a single game in school history (record: 12 vs. Florida State in 1987; Greg Montgomery had 11 punts and one was blocked).

• Hunt placed a career-high five of his seven punts inside the 20 against Northwestern on Oct. 6, averaging 40.9 yards on seven punts, including a career-long 63-yarder. He punted 10 times at Penn State on Oct. 13. Hunt averaged 40.1 yards per punt and placed 15 of his 36 punts inside the 20 (42 percent).

• Back-up quarterback and redshirt freshman Rocky Lombardi was the emergency punter at Arizona State, and filled in once for Hartbarger, punting his only attempt 32 yards in the fourth quarter.



SPARTAN FOOTBALL PROGRAM NOTES

• Michigan State finished the 2017 campaign with a 10-3 record and a No. 15 ranking by The Associated Press, the program's seventh AP Top 25 finish under Mark Dantonio. The Spartans capped the greatest single-season turnaround in school history with a dominating 42-17 win over No. 18 Washington State (CFP ranking) in the Holiday Bowl to record their sixth double-digit win season in the last eight years.

• After featuring one of the youngest teams in the nation last season, Michigan State returned a total of 48 letterwinners and 19 position starters in 2018. A total of 33 players returning had starting experience (16 offense, 14 defense, three special teams). Out of a combined 286 possible starting positions in 2017 on offense and defense throughout the course of 13 games, the Spartans returned 239 of those starts (84 percent). The 19 position starters returning on offense and defense were tied for the most in the FBS along with Florida, and the 22 overall starters (including specialists) were also tied for first (Baylor).

• Michigan State is in the midst of its winningest decade in school history based on total wins, as the Spartans are 85-33 (.720) since the beginning of the 2010 season. During that span, MSU has won five bowl games (2012 Outback, 2012 Buffalo Wild Wings, 2014 Rose, 2015 Cotton, 2017 Holiday), three Big Ten Championships (2010, 2013, 2015) and three Big Ten Division titles (2011, 2013, 2015). MSU's .720 winning percentage this decade is second best in school history (.766 in 1950s, 70-21-1). MSU was the only school to finish in the top-six of the national polls from 2013-15 (No. 3 in 2013, No. 5 in 2014, No. 6 in 2015) and the 36 wins from 2013-15 marked the winningest three-year stretch in the history of the program.

• In addition, the Spartans have earned 11 bowl bids since 2007, including a school-record four consecutive bowl victories (2012 Outback against No. 18 Georgia, 2012 Buffalo Wild Wings against TCU, 2014 Rose Bowl Game against No. 5 Stanford, 2015 Cotton Bowl Classic against No. 4 Baylor), which also tied a Big Ten record.

• The 85 wins this decade are third most in the Big Ten and 13th most in the NCAA Football Bowl Subdivision.

• MSU's highest winning percentage by decade is currently the 1950s (.766, 70-21-1 record), but the 85 wins this current decade are already the most of any previous decade in school history (previous: 70 in 1950s).

• The Spartans have had sustained success in the Big Ten Conference under Dantonio. MSU has won two of the past six Big Ten Championships (2013, 2015) and three overall this decade, also claiming a championship in 2010. The Spartans own victories in 38 of their last 54 games against Big Ten opponents (including the Big Ten Championship Game), dating back to the 2012 regular-season finale, including 24 wins by double-figures.

Winningest NCAA FBS Teams Since 2010 (Prior to Bowl Season)

Rank	Team	Total Wins
1.	Alabama	112
2.	Clemson	101
3.	Oklahoma	97
4.	Boise State	95
5.	Stanford	93
6.	Ohio State	91*
	Wisconsin	91
8.	Florida State	90
9.	Georgia	88
	Oregon	88
11.	LSU	87
12.	Northern Illinois	86
13.	<i>Michigan State</i>	<i>85</i>
14.	Oklahoma State	84
15.	TCU	81

* Ohio State vacated 12 wins from the 2010 season

• Michigan State and Florida are the only schools in the country to win multiple National Championships in football and men's basketball. MSU has won six national titles in football (1951, 1952, 1955, 1957, 1965, 1966) and two in men's basketball (1979, 2000). Michigan State is also the only school in the nation to win multiple National Championships in football, men's basketball and hockey.

• Michigan State is one of only five schools to have had at least one player chosen every year since the inception of the common NFL Draft in 1967. MSU joins Florida, Michigan, Nebraska and USC as the only programs with at least one draft choice for 51 consecutive years.

2018 HONORS & AWARDS

#25 DARRELL STEWART (Jr., WR)

• MSU Tommy Love Award (most improved: offense)

#17 TYRIO THOMPSON (Jr., LB)

• MSU Danziger Award (Outstanding Detroit Area Player):

#92 DEARI TODD (R-Fr., DT)

• Academic All-Big Ten

#7 CODY WHITE (So., WR)

• Pro Football Focus Big Ten Team of the Week (vs. Arizona State)

#48 KENNY WILLEKES (Jr., DE)

• Smith-Brown Big Ten Defensive Lineman of the Year
 • First-team All-American (The Athletic)
 • Second-team All-American (FWAA, Sporting News, Walter Camp Foundation, Phil Steele)
 • First-team All-Big Ten (coaches, media, Associated Press, Athlon Sports, Pro Football Focus, ESPN.com, Phil Steele)
 • Governor's Award (team MVP)
 • MSU Up Front Award (most outstanding lineman: defense)
 • Burlsworth Trophy semifinalist (one of 10)
 • Pro Football Focus Big Ten Team of the Week (vs. Indiana and Nebraska)
 • 2018 Eagles Council member

#99 RAEQUAN WILLIAMS (Jr., DT)

• First-team All-Big Ten (Associated Press)
 • Third-team All-Big Ten (coaches, media, Athlon Sports, Phil Steele)
 • MSU Outstanding Underclass Lineman Award (defense)
 • MSU Iron Man Award (strength & conditioning)
 • Pro Football Focus Big Ten Team of the Week (vs. Penn State)
 • 2018 Eagles Council member

#27 KHARI WILLIS (Sr., S)

• Team captain
 • Second-team All-Big Ten (Pro Football Focus)
 • Third-team All-Big Ten (media, Athlon Sports)
 • Honorable mention All-Big Ten (coaches)
 • Invited to Senior Bowl
 • Senior CLASS Award Finalist (one of 10)
 • National Football Foundation Scholar-Athlete and Campbell Trophy Semifinalist
 • MSU Biggie Munn Award (most inspirational player: defense)
 • MSU-Football Players Association Community Service Award
 • Nominated to Allstate/AFCA Good Works Team
 • Wuerffel Trophy candidate
 • Pro Football Focus Big Ten Team of the Week (vs. Utah State and Central Michigan)
 • Big Ten Defensive Player of the Week (vs. Penn State)
 • Academic All-Big Ten
 • 2018 Eagles Council member

DEFENSIVE COORDINATOR MIKE TRESSEL

• MSU's Broyles Award nominee (assistant coach of the year)



2018 SPARTAN FOOTBALL GAME NOTES

COACHING STAFF - GAMEDAY LOCATIONS

On the field...

Head coach Mark Dantonio
 Defensive tackles coach Ron Burton
 Secondary coach Paul Haynes
 Quarterbacks coach Brad Salem
 Wide receivers coach Terrence Samuel
 Offensive line coach Mark Staten
 Defensive coordinator/linebackers Mike Tressel

In the booth...

Co-offensive coordinator/tight ends coach Jim Bollman
 Co-offensive coordinator/running backs coach Dave Warner
 Defensive ends coach Chuck Bullough
 Asst. defensive backs Don Treadwell

PLAYING THEIR BEST UNDER THE SPOTLIGHT –

• The Spartans have consistently produced wins against highly ranked teams under Mark Dantonio. MSU is 10-7 in its last 17 games against teams ranked in The Associated Press Top 10, including a 9-7 record since 2013 (beat No. 2 Ohio State and No. 5 Stanford in 2013; lost to No. 3 Oregon and beat No. 4 Baylor in 2014; beat No. 7 Oregon, No. 2 Ohio State and No. 4 Iowa, and lost to No. 2 Alabama in 2015; lost to No. 2 Michigan, No. 2 Ohio State and No. 8 Penn State in 2016; beat No. 7 Michigan and No. 7 Penn State in 2017; beat No. 8 Penn State and lost to No. 6 Michigan and No. 8 Ohio State in 2018).

• Michigan State has won 14 of its last 24 games played against AP Top 25 opponents.

• Under Mark Dantonio, the Spartans are 21-28 in 49 games played against teams ranked in The Associated Press Top 25; however, MSU is 20-19 against ranked teams since 2010 and 14-11 since 2013. The 21 wins over AP Top 25 teams rank second among head coaches in MSU history (Duffy Daugherty with 25 from 1954-72). Dantonio is 10-11 against AP Top 10 teams at MSU (10-7 since 2011).

• Here's a look at MSU's games against AP Top 10 teams since 2011 (10-7 record):

Date	Result (Associated Press Ranking)	Site
Oct. 22, 2011	No. 15 MSU 37, No. 4 Wisconsin 31	East Lansing
Dec. 7, 2013	No. 10 MSU 34, No. 2 Ohio State 24 (Big Ten Champ.)	Indianapolis
Jan. 1, 2014	No. 4 MSU 24, No. 5 Stanford 20 (Rose Bowl)	Pasadena
Sept. 6, 2014	No. 3 Oregon 46, No. 7 MSU 27	Eugene
Jan. 1, 2015	No. 7 MSU 42, No. 4 Baylor 41 (Cotton Bowl)	Arlington
Sept. 12, 2015	No. 5 MSU 31, No. 7 Oregon 28	East Lansing
Nov. 21, 2015	No. 9 MSU 17, No. 2 Ohio State 14	Columbus
Dec. 5, 2015	No. 5 MSU 16, No. 4 Iowa 13 (Big Ten Champ.)	Indianapolis
Dec. 31, 2015	No. 2 Alabama 38, No. 3 MSU 0 (CFP Semifinal)	Arlington
Oct. 29, 2016	No. 2 Michigan 32, MSU 23	East Lansing
Nov. 19, 2016	No. 2 Ohio State 17, MSU 16	East Lansing
Nov. 26, 2016	No. 8 Penn State 45, MSU 12	University Park
Oct. 7, 2017	MSU 14, No. 7 Michigan 10	Ann Arbor
Nov. 4, 2017	No. 24 MSU 27, No. 7 Penn State 24	East Lansing
Oct. 13, 2018	MSU 21, No. 8 Penn State 17	University Park
Oct. 20, 2018	No. 6 Michigan 21, No. 24 MSU 7	East Lansing
Nov. 10, 2018	No. 8 Ohio State 26, No. 24 MSU 6	East Lansing

SPARTANS MAINTAIN SUCCESS IN BIG TEN PLAY –

• MSU has won nine Big Ten Championships in school history (1953, 1965, 1966, 1979, 1987, 1990, 2010, 2013, 2015), including a school-record three by Mark Dantonio.

• Michigan State has won 38 of its last 54 games against Big Ten opponents (including the Big Ten Championship Game), dating back to the 2012 regular-season finale, including 24 wins by double-figures. MSU has won 36 of its last 52 regular-season Big Ten Conference games (.692). Michigan State is 52-23 (.693) in Big Ten regular-season games since 2010.

• Michigan State's 13-game Big Ten winning streak from Nov. 24, 2012 to Oct. 25, 2014, was the second-longest Big Ten winning streak in school history (16 straight from Oct. 2, 1965 to Oct. 21, 1967). In addition, MSU had won 14 consecutive games against Big Ten opponents (2013 Big Ten Championship Game vs. No. 2 Ohio State).

• Mark Dantonio's .657 winning percentage (65-34) in Big Ten regular-season games ranks first in MSU history (minimum 10 Big Ten games).

• MSU is 32-17 (.653) in Big Ten road games under Dantonio, including a 26-11 record (.703) since 2010. Dantonio has won at least one road game at every Big Ten stadium.

SPARTANS STILL ONE OF THE YOUNGEST TEAMS IN THE NATION –

• Last season, Michigan State's roster was one of the youngest in the nation with 77 underclassmen, but MSU still managed to win 10 games and finished No. 15 in the final AP Poll.

• Although nearly everyone returned from last season, including 19 of 22 position starters, MSU's 2018 roster is still one of the youngest in the country, as 81 out of the 120 players (67.5 percent) are underclassmen (28 true freshmen, 22 redshirt freshmen, 31 sophomores, 21 juniors, 18 seniors). That 67.5 percentage puts MSU as the 17th youngest team in the FBS.



BIG GAME SPARTANS (WINS OVER AP RANKED TEAMS SINCE 2013)

					
No. 23 MICHIGAN W, 29-6 11/2/13 Spartan Stadium	No. 2 OHIO STATE W, 34-24 12/7/13 Big Ten Champ.	No. 5 STANFORD W, 24-20 1/1/14 Rose Bowl	No. 19 NEBRASKA W, 27-22 10/4/14 Spartan Stadium	No. 4 BAYLOR W, 42-41 1/1/15 Cotton Bowl	No. 7 OREGON W, 31-28 9/12/15 Spartan Stadium
					
No. 12 MICHIGAN W, 27-23 10/17/15 Michigan Stadium	No. 2 OHIO STATE W, 17-14 11/21/15 Ohio Stadium	No. 4 IOWA W, 16-13 12/5/15 Big Ten Champ.	No. 18 NOTRE DAME W, 36-28 9/17/16 Notre Dame Stadium	No. 7 MICHIGAN W, 14-10 10/7/17 Michigan Stadium	No. 7 PENN STATE W, 27-24 11/4/17 Spartan Stadium
					
No. 21 WASH. ST. W, 42-17 12/28/17 SDCCU Stadium	No. 8 PENN STATE W, 21-17 10/13/18 Beaver Stadium				

JOE BACHIE, BRIAN LEWERKE AND KHARI WILLIS VOTED 2018 TEAM CAPTAINS –

• Following the last practice of preseason camp on Aug. 23, MSU head coach Mark Dantonio announced the 2018 captains to the team – junior linebacker Joe Bachie, junior quarterback Brian Lewerke and senior safety Khari Willis. It marks the first time MSU has had multiple non-senior captains since 2012 (Max Bullough, junior; Andrew Maxwell, junior).

ALL IN THE FAMILY, PT. 1 –

• Michigan State is one of two schools in the FBS to have three siblings on its 2018 roster: Andrew (Sr.), David (Jr.) and Michael (Fr.) Dowell. Andrew, who played as a true freshman in 2015, and David, who redshirted, are fraternal twins. UTEP also has three brothers on its 2018 roster: Sani, Christian and Ueese Buckingham.

ALL IN THE FAMILY, PT. 2 –

• In addition, Michigan State has four sets of brothers on its 2018 roster, tied for second most in the FBS, trailing only BYU (six). Iowa and Hawai'i also have four sets of brothers on their roster.

Brothers on 2018 MSU roster: Andrew (Sr.)/David (Jr.)/Michael (Fr.) Dowell; Mike (Jr.)/Jacob (So.) Panasiuk; Jacob (Fr.)/Zach (Fr.) Slade; Matt (Sr.)/Mitchell (R-Fr.) Sokol.

ALL IN THE FAMILY, PT. 3 –

• Michigan State has a deep family legacy on the 2018 roster, from siblings to fathers to relatives. In fact, 20 players and one coach have direct family connections.

Legacy: Matt Allen (brothers Jack and Brian), Byron Bullough (grandfather Hank, father Shane, brothers Max and Riley, uncle Chuck), Tanner Hallock (father Ty), Jacob Isaia (grandfather Bob Apisa), Nick Krumm (father Todd), David Kruse (brother Connor), Ben Line (brother Prescott), Grayson Miller (father John), Matt Morrissey (father Jim), Corey Pryor (father Corey Sr.), Noah Sargent (father Mike)

Brothers: Andrew/David/Michael Dowell, Jacob/Mike Panasiuk, Jacob/Zach Slade, Matt/Mitchell Sokol

Coaches: Chuck Bullough

TRACKING TURNOVERS

Takeaways (23)	Qtr.	MSU Result
INT-Utah State (Willis)	2	TD
INT-Utah State (Bachie)	4	End of game
INT-Arizona State (Morrissey)	2	End of half
INT-Indiana (Brown)	1	TD*
INT-Indiana (Simmons)	4	Downs
INT-Central Michigan (D. Dowell)	2	TD
INT-Central Michigan (Layne)	2	FG
INT-Northwestern (Willis)	1	FG
INT-Northwestern (Panasiuk)	3	TD
FUM-Penn State (Willis/Thompson)	1	Punt
FUM-Michigan (Williams/Bouyer-Randle)	3	TD
FUM-Michigan (Thompson)	3	Punt
INT-Purdue (D. Dowell)	1	FG
INT-Purdue (Thompson)	4	Punt
INT-Purdue (Morrissey)	4	End of game
FUM-Maryland (Bachie)	4	INT
FUM-Maryland (Stewart/Dotson)	4	TD
FUM-Ohio State (Beesley)	4	INT
FUM-Nebraska (A. Dowell)	1	Punt
FUM-Nebraska (J. Panasiuk/Willekes)	2	Missed FG
FUM-Rutgers (Henderson)	2	INT
INT-Rutgers (Scott)	3	Punt
INT-Rutgers (Scott)	4	End of game
TOTAL: 23 takeaways for 51 points (9-for-23 scoring)		

Turnovers (21)	Qtr.	Opp. Result
FUM-Utah State (Lewerke)	2	Punt
INT-Utah State (Lewerke)	3	TD*
INT-Arizona State (Lewerke)	2	Punt
FUM-Indiana (Jefferson)	2	TD
INT-Indiana (Lewerke)	3	FG
INT-Indiana (Lewerke)	4	TD
FUM-Indiana (Lewerke)	4	Downs
INT-Central Michigan (Lewerke)	1	Punt
INT-Northwestern (Lewerke)	2	End of half
INT-Penn State (Lewerke)	3	Downs
FUM-Michigan (Brown)	3	Fumble
FUM-Purdue (Sowards)	1	FG
INT-Maryland (Lewerke)	4	Punt
INT-Maryland (Lombardi)	4	Fumble
FUM-Ohio State (Team)	4	TD*
FUM-Ohio State (Lombardi)	4	FG
INT-Ohio State (Lewerke)	4	TD
INT-Nebraska (Lombardi)	2	End of half
FUM-Nebraska (Lombardi)	4	FG
INT-Rutgers (Lewerke)	2	End of half
INT-Rutgers (Lombardi)	3	INT
TOTAL: 21 turnovers for 47 points (9-for-21 scoring)		

MSU: +2 turnovers (+0.17 margin), +4 margin on points off turnovers

* Denotes TD happened on the same play



2018 SPARTAN FOOTBALL GAME NOTES

ACTIVE CAREER LEADERS

RUSHING YARDS
1. LJ Scott (586 att.) 2,771

RUSHING TOUCHDOWNS
1. LJ Scott 25

PASSING YARDS (C-A-I-TD)
1. Brian Lewerke (439-773-18-30) 5,042

RECEPTIONS
1. Felton Davis 100
2. Darrell Stewart 92
3. Cody White 71

RECEIVING YARDS
1. Felton Davis 1,450
2. Cody White 981
3. Darrell Stewart 898

SCORING LEADERS
1. LJ Scott 162
Matt Coghlin 162
3. Felton Davis III 92

ALL-PURPOSE YARDS
1. LJ Scott 3,199

TACKLES
1. Andrew Dowell 253
2. Joe Bachie 206
3. Khari Willis 193

TACKLES FOR LOSS
1. Kenny Willekes 35.0
2. Raequan Williams 20.5
3. Joe Bachie 19.0

SACKS
1. Kenny Willekes 15.5
2. Raequan Williams 6.0
3. Andrew Dowell 5.0

INTERCEPTIONS
1. David Dowell 7
2. Joe Bachie 4
Khari Willis 4
Josiah Scott 4

PASS BREAK-UPS
1. Justin Layne 24
2. Andrew Dowell 15
3. Khari Willis 14



HEAD COACH MARK DANTONIO NOTES

MARK DANTONIO ONE OF THE MOST SUCCESSFUL COACHES IN BIG TEN HISTORY –

• Now in his 12th season as head coach of the Spartans, Mark Dantonio owns a 107-50 (.682) record. He is one of just eight active FBS coaches to own at least 100 victories at his current school. For the fourth time in his career, Dantonio was named a semifinalist in 2017 for the George Munger College Coach of the Year, presented by the Maxwell Football Club. Dantonio has won the most Big Ten Championships (three) and bowl games (five) of any Spartan head coach and also ranks first with 11 bowl appearances. He is the only Big Ten coach to win multiple Big Ten Championships (2010, 2013, 2015), claim a victory in the Rose Bowl (2014), and coach in the College Football Playoff (2015).

• The second-winningest coach in school history with 107 victories, trailing only Hall of Famer Duffy Daugherty (109), Dantonio also ranks first in program history in conference winning percentage (.657, 65-34 record, minimum 10 games); tied for first in AP Top 25 finishes (seven); second in Big Ten wins (65), home wins (63) and AP Top 25 wins (21); and fifth in overall winning percentage (.682).

• Dantonio's incredible run at Michigan State ranks among the best in Big Ten history. Dantonio is one of just six Big Ten coaches to have at least six 10-win seasons on their resume (Bo Schembechler, Michigan; Jim Tressel, Ohio State; Joe Paterno, Penn State; Lloyd Carr, Michigan; Urban Meyer, Ohio State) and one of four to have at least five 11-win seasons (Tressel, Paterno, Meyer).

• Dantonio is one of just 14 coaches in Big Ten history to record 100 victories. He is currently No. 14 in Big Ten history with 107 wins.

• Overall, Dantonio owns a 125-67 (.651) record in his 15th season as a head coach (18-17 in three seasons at Cincinnati; 107-50 in 12 seasons at MSU). Dantonio's 125 career wins rank 13th among active FBS coaches and third most in the Big Ten (Urban Meyer, 185; Kirk Ferentz, 163).

• Dantonio won his 71st game at MSU on Oct. 25, 2014, against Michigan to move into second place all-time in victories in school history (record: Duffy Daugherty, 109). Dantonio won his 100th career game as a head coach on Oct. 17, 2015, at Michigan Stadium as the Spartans rallied to defeat the Wolverines, 27-23, on a 38-yard fumble return as time expired. His career record stands at 125-67 (.651) in his 15th season.

• Dantonio's .657 winning percentage (65-34) in Big Ten games ranks first in MSU history (minimum 10 Big Ten games). He ranks second in school history in conference wins (Duffy Daugherty, 72).

• Dantonio led the Spartans to the 2015 Big Ten Championship with a 16-13 victory over previously undefeated and fourth-ranked Iowa. It marked Dantonio's third Big Ten Championship (2010, 2013, 2015), establishing a school record (previous: Daugherty and George Perles with two each).

• Dantonio became the first coach in Big Ten history to record five 11-win seasons in a six-year span (11 in 2010; 11 in 2011; 13 in 2013, 11 in 2014; 12 in 2015), and his five 11-win seasons are tied with Joe Paterno of Penn State for third most in Big Ten history (Urban Meyer of Ohio State with seven; Jim Tressel of Ohio State with six; Paterno with five at Penn State as Big Ten member). Prior to Dantonio's arrival, MSU had not recorded an 11-win season in its history, and had just two 10-win seasons (1965, 1999).

Most 11-Win Seasons - Big Ten Coaching History

Rank	Coach	Times
1.	Urban Meyer, Ohio State	7 (2012, 2013, 2014, 2015, 2016, 2017, 2018)
2.	Jim Tressel, Ohio State	6 (2002, 2003, 2006, 2007, 2009, 2010*)
3.	Mark Dantonio, Michigan State	5 (2010, 2011, 2013, 2014, 2015)
	Joe Paterno, Penn State	5^ (1994, 1996, 2005, 2008, 2009)
	* wins vacated; ^ as Big Ten member (15 overall)	

Most 10-Win Seasons - Big Ten Coaching History

Rank	Coach	Times
1.	Bo Schembechler, Michigan	11 (1971, 1972, 1973, 1974, 1976, 1977, 1978, 1980, 1985, 1986, 1989)
2.	Jim Tressel, Ohio State	8 (2002, 2003, 2005, 2006, 2007, 2009, 2010*)
3.	Urban Meyer, Ohio State	7 (2012, 2013, 2014, 2015, 2016, 2017, 2018)
	Joe Paterno, Penn State	7^ (1993, 1994, 1996, 1999, 2005, 2008, 2009)
5.	Mark Dantonio, Michigan State	6 (2010, 2011, 2013, 2014, 2015, 2017)
	Lloyd Carr, Michigan	6 (1997, 1998, 1999, 2002, 2003, 2006)
	* wins vacated; ^ as Big Ten member (21 overall)	



• A two-time Big Ten Coach of the Year (2010, 2013), Dantonio has led Michigan State to Top 25 finishes seven times (2008: No. 24 in both polls; 2010: No. 14 in both polls; 2011: No. 10 USA TODAY/No. 11 AP; 2013: No. 3 in both polls; 2014: No. 5 in both polls; 2015: No. 6 in both polls; 2017: No. 15 AP/No. 16 USA TODAY). His seven AP Top-25 finishes are tied for the most in school history. Duffy Daugherty's teams posted seven Top-25 finishes during his 19-year tenure from 1954-72.

• Michigan State extended its school record by playing in a bowl game for the ninth consecutive season in 2015 (2007 Champs Sports Bowl, 2009 Capital One Bowl, 2010 Alamo Bowl, 2011 Capital One Bowl, 2012 Outback Bowl, 2012 Buffalo Wild Wings Bowl, 2014 Rose Bowl, 2015 Cotton Bowl, 2015 College Football Playoff Semifinal at Cotton Bowl).

• Dantonio also ranks first in school history with 11 bowl appearances, including a school-record streak of nine straight bowl games from 2007-15. He is 5-5 in bowl games at Michigan State, including a school-record four-game winning streak (2012 Outback, 2012 Buffalo Wild Wings, 2014 Rose, 2015 Cotton). Dantonio has led his teams to 13 bowl berths in 15 seasons as a head coach (11 at MSU, two at Cincinnati).

• Dantonio is one of just four Spartan head coaches to coach in at least 100 games at MSU and ranks second in Spartan history with 157 games coached at Michigan State (Duffy Daugherty: 183; Dantonio: 157; George Perles: 139; Charlie Bachman: 114).

• Dantonio is the third-longest tenured coach in the Big Ten (Kirk Ferentz, Iowa: 20th season; Pat Fitzgerald, Northwestern: 13th season) and eighth-longest in the FBS at the same school.

Longest Tenured FBS Coaches - Same School (Active, Consecutive Years)

Rank	Coach, Team	Hiring Date
1.	Kirk Ferentz, Iowa	Dec. 2, 1998 (20th year)
2.	Gary Patterson, TCU	Dec. 8, 2000 (18th year)
3.	Kyle Whittingham, Utah	Dec. 9, 2004 (15th year)
4.	Frank Solich, Ohio	Dec. 17, 2004 (14th year)
5.	Mike Gundy, Oklahoma State	Jan. 3, 2005 (14th year)
6.	Rick Stockstill, Middle Tennessee	Dec. 12, 2005 (13th year)
7.	Pat Fitzgerald, Northwestern	July 7, 2006 (13th year)
8.	Mark Dantonio, Michigan State	Nov. 27, 2006 (12th year)

• Twenty-nine Spartans have been chosen in the NFL Draft under Dantonio's watch, including three first-round selections (CB Darqueze Dennard, No. 24 in 2014 to Cincinnati; CB Trae Waynes, No. 11 in 2015 to Minnesota; OT Jack Conklin, No. 8 in 2016 to Tennessee).

• Since 2007, Dantonio has helped develop 10 different first-team All-Americans and 12 selections overall: RB Javon Ringer (2008); LB Greg Jones (2009-10); DT Jerel Worthy (2011); RB Le'Veon Bell (2012); CB Darqueze Dennard and P Mike Sadler (2013); S Kurtis Drummond (2014); C Jack Allen (2014-15); OT Jack Conklin (2015); and DE Kenny Willekes (2018). In addition, Dantonio has helped produce 40 first-team All-Big Ten selections.

• Under Dantonio, Spartan teams have produced some of the longest winning streaks in school history. MSU's 13-game Big Ten winning streak from 2012-14 was its second-longest conference run, while MSU's 12-game winning streak that began on Nov. 15, 2014, and ended on Nov. 7, 2015, was tied for the third longest overall in school history. Dantonio also had an 11-game winning streak during the 2013-14 seasons. In addition, Michigan State has produced a 63-21 record (.750) in home games since 2007, including four undefeated home seasons (2010, 2011, 2013, 2015) and three one-loss seasons (2008, 2014, 2017).

• A trademark of Mark Dantonio's Michigan State teams has been their ability to produce wins late in the season. Under Dantonio, Michigan State has compiled a 37-19 record (.661) in November, December and January. His teams have won 24 of the last 34 games in November (3-0 in 2010; 4-0 in 2011; 1-2 in 2012; 4-0 in 2013; 3-1 in 2014; 3-1 in 2015; 1-3 in 2016; 3-1 in 2017; 2-2 in 2018). During MSU's three Big Ten Championship seasons (2010, 2013, 2015) under Dantonio, MSU was 10-1 in November.

FUTURE SCHEDULES

2019

Aug. 31: TULSA
Sept. 7: WESTERN MICHIGAN
Sept. 14: ARIZONA STATE
Sept. 21: at Northwestern
Sept. 28: INDIANA (Homecoming)
Oct. 5: at Ohio State
Oct. 12: at Wisconsin
Oct. 26: PENN STATE
Nov. 9: ILLINOIS
Nov. 16: at Michigan
Nov. 23: at Rutgers
Nov. 30: MARYLAND

2020

Sept. 5: NORTHWESTERN
Sept. 12: at BYU
Sept. 19: TOLEDO
Sept. 26: MIAMI (FLA.)
Oct. 3: at Iowa
Oct. 10: MICHIGAN
Oct. 17: OHIO STATE
Oct. 24: at Indiana
Oct. 31: MINNESOTA
Nov. 14: at Penn State
Nov. 21: RUTGERS
Nov. 28: at Maryland

2021

Sept. 4: at Northwestern
Sept. 11: YOUNGSTOWN STATE
Sept. 18: at Miami (Fla.)
Sept. 25: NEBRASKA
Oct. 2: WESTERN KENTUCKY
Oct. 16: at Michigan
Oct. 23: PENN STATE
Oct. 30: at Ohio State
Nov. 6: at Purdue
Nov. 13: INDIANA
Nov. 20: at Rutgers
Nov. 27: MARYLAND

2022

Sept. 3: WESTERN MICHIGAN
Sept. 10: TBA
Sept. 17: at Boise State
Sept. 24: OHIO STATE
Oct. 1: at Illinois
Oct. 8: WISCONSIN
Oct. 15: Bye
Oct. 22: MICHIGAN
Oct. 29: at Penn State
Nov. 5: MINNESOTA
Nov. 12: RUTGERS
Nov. 19: at Indiana
Nov. 26: at Maryland

2023

Sept. 2: TBA
Sept. 9: RICHMOND
Sept. 16: BOISE STATE
Sept. 23: MARYLAND
Sept. 30: Bye
Oct. 7: at Michigan
Oct. 14: PENN STATE
Oct. 21: at Iowa
Oct. 28: at Minnesota
Nov. 4: INDIANA
Nov. 11: at Ohio State
Nov. 18: NEBRASKA
Nov. 25: at Rutgers

2024

Aug. 31: TBA
Sept. 7: TBA
Sept. 14: TBA
Sept. 21: at Boston College
Sept. 28: at Maryland
Oct. 5: MINNESOTA
Oct. 12: NORTHWESTERN
Oct. 19: at Indiana
Oct. 26: at Purdue
Nov. 2: MICHIGAN
Nov. 9: Bye
Nov. 16: RUTGERS
Nov. 23: OHIO STATE
Nov. 30: at Penn State

2025

Aug. 30: WESTERN MICHIGAN
Sept. 6: TBA
Sept. 13: TBA
Sept. 20: BOSTON COLLEGE
Sept. 27: at Minnesota
Oct. 4: Bye
Oct. 11: at Michigan
Oct. 18: INDIANA
Oct. 25: at Wisconsin
Nov. 1: MARYLAND
Nov. 8: ILLINOIS
Nov. 15: at Rutgers
Nov. 22: at Ohio State
Nov. 29: PENN STATE

FUTURE NONCONFERENCE GAMES

Sept. 9, 2028: at Washington | Sept. 8, 2029: OREGON
Sept. 7, 2030: at Oregon | Sept. 6, 2031: WASHINGTON



2018 SPARTAN FOOTBALL GAME NOTES

SPARTANS IN THE NFL

Michigan State has 14 former players listed on active rosters for National Football League teams as of Dec. 20, 2018.



Brian Allen, OL	Los Angeles Rams
Riley Bullough, LB	Tampa Bay Buccaneers
Garrett Celek, TE	San Francisco 49ers
Kirk Cousins, QB	Minnesota Vikings
Darqueze Dennard, CB	Cincinnati Bengals
Bennie Fowler, WR	New York Giants
William Gholston, DE	Tampa Bay Buccaneers
Joel Heath, DT	Houston Texans
Brian Hoyer, QB	New England Patriots
Tony Lippett, CB	New York Giants
Domata Peko, DT	Denver Broncos
Dion Sims, TE	Chicago Bears
Drew Stanton, QB	Cleveland Browns
Trae Waynes, CB	Minnesota Vikings

Practice Squad:

Connor Cook, QB	Cincinnati Bengals
Demetrius Cox, DB	Cincinnati Bengals

Injured Reserve:

Shilique Calhoun, LB	Oakland Raiders
Jack Conklin, OT	Tennessee Titans
Montae Nicholson, S	Washington Redskins
Josiah Price, TE	Minnesota Vikings

CENTURY MARK –

- Mark Dantonio won his 100th game at Michigan State in the 2017 Holiday Bowl. He is one of eight active FBS coaches to own 100 wins at his current school.

FBS Coaches With 100 Wins at Current School (Active)

Rank	Coach, School (Seasons)	Wins at current school
1.	Gary Patterson, TCU (18)	166
2.	Kirk Ferentz, Iowa (20)	151
3.	Nick Saban, Alabama (12)	139
4.	Mike Gundy, Oklahoma State (14)	120
	Kyle Whittingham, Utah (14)	120
6.	Dabo Swinney, Clemson (10)	114
7.	Mark Dantonio, Michigan State (12)	107
8.	Frank Solich, Ohio (15)	105

Most Victories by Active FBS Coaches

Rank	Coach, Current School (Overall Years)	All-Time Wins
1.	Brian Kelly, Notre Dame (29th)	231
	Nick Saban, Alabama (23)	231
3.	Paul Johnson, Georgia Tech (22)	189
4.	Urban Meyer, Ohio State (17)	186
5.	Mark Richt, Miami (18)	171
6.	Gary Patterson, TCU (18)	166
7.	Kirk Ferentz, Iowa (22)	163
	Frank Solich, Ohio (20)	163
9.	Chris Petersen, Washington (13)	138
10.	Rocky Long, San Diego State (19)	136
11.	Skip Holtz, Louisiana Tech (19)	133
12.	Mike Leach, Washington State (17)	132
13.	Mark Dantonio, Michigan State (15)	125
14.	Mike Gundy, Oklahoma State (14)	120

SPARTANS BOAST 18 GRADUATES ON 2018 ROSTER –

- From his first day on the job, MSU head coach Mark Dantonio has pledged to support student-athletes as they pursue excellence, both in the classroom and on the playing field. In his first 12 seasons, a total of 219 players have earned their undergraduate degrees. In addition, 194 Spartans have earned Academic All-Big Ten honors, including nine Academic All-America selections (five first-team honorees). Michigan State has placed three student-athletes in the National Football Foundation Scholar-Athlete Class during Dantonio's tenure.

- Entering the Redbox Bowl, Michigan State has 18 graduates on its 2018 roster.

GRADUATED FROM MSU AND STILL ELIGIBLE (17)

Byron Bullough – Finance (December 2018)
 Josh Butler – Media and Information (December 2018)
 Cole Chewins – Finance (December 2018)
 Andrew Dowell – Advertising Management (December 2018)
 David Dowell – Advertising Management (December 2018)
 Jake Hartbarger – Hospitality Business (December 2018)
 Chase Gianacacos – Supply Chain Management (May 2018) / Marketing Research (December 2018)*
 Brian Lewerke – Economics (December 2018)
 Collin Lucas – Construction Management (December 2018)
 Grayson Miller – General Management (December 2018)
 Matt Morrissey – Finance (December 2018)
 Gerald Owens – Sociology (December 2018)
 Jon Reschke – Interdisciplinary Studies in Social Science (December 2017)
 Matt Sokol – Economics (December 2017) / Marketing Research (December 2018)*
 Brandon Sowards – Human Resources and Labor Relations (August 2018)
 Tyriq Thompson – Journalism (December 2018)
 Khari Willis – Interdisciplinary Studies in Social Science-Community Governance & Advocacy (December 2018)
 * master's degree

GRADUATE TRANSFERS (1)

Mickey Macius (Austin Peay) – Finance (May 2017)

2018 SPARTAN FOOTBALL GAME NOTES



MAJOR MILESTONE WINS IN THE DANTONIO ERA –

Game/Win	Date	Result	Milestone
1/1	Sept. 1, 2007	MSU 55, UAB 17	First win at MSU
7/5	Oct. 13, 2007	MSU 52, Indiana 27	First Big Ten win
12/7	Nov. 17, 2007	MSU 35, Penn State 31	MSU secures first bowl bid since 2003
22/14	Oct. 25, 2008	MSU 35, Michigan 21	First win over Michigan; MSU's first win at Michigan Stadium since 1990
31/18	Oct. 3, 2009	MSU 26, No. 22 Michigan 20 (OT)	First win over AP ranked opponent
42/25	Sept. 18, 2010	MSU 34, Notre Dame 31 (OT)	"Little Giants" play defeats Irish in OT
45/28	Oct. 9, 2010	MSU 34, No. 18 Michigan 17	Second straight win in Ann Arbor
51/33	Nov. 27, 2010	MSU 28, Penn State 22	MSU wins Big Ten title for first time since 1990
57/37	Oct. 1, 2011	MSU 10, Ohio State 7	First win over Ohio State
58/38	Oct. 15, 2011	MSU 28, No. 11 Michigan 14	Fourth straight win over Michigan
59/39	Oct. 22, 2011	MSU 37, No. 4 Wisconsin 31	"Rocket" defeats Badgers on last play
63/42	Nov. 19, 2011	MSU 55, Indiana 3	MSU wins inaugural B1G Legends Division
66/44	Jan. 2, 2012	MSU 33, No. 18 Georgia 33 (3OT)	First bowl victory
79/51	Dec. 29, 2012	MSU 17, TCU 16	Second consecutive bowl win
88/59	Nov. 2, 2013	MSU 29, No. 23 Michigan 6	UM held to school-record low 48 yards rushing
92/63	Dec. 7, 2013	MSU 34, No. 2 Ohio State 24	Spartans win first outright B1G title since 1987
93/64	Jan. 1, 2014	MSU 24, No. 5 Stanford 20	MSU wins first Rose Bowl since 1988; Third straight bowl win
100/70	Oct. 18, 2014	MSU 56, Indiana 17	Dantonio wins 70th game at MSU
101/71	Oct. 25, 2014	MSU 35, Michigan 11	Fourth-straight win vs. UM in Spartan Stadium
105/74	Nov. 29, 2014	MSU 34, Penn State 10	MSU wins 10 games for 4th time in 5 years
106/75	Jan. 1, 2015	MSU 42, Baylor 41	MSU rallies from 20 points down in the fourth quarter to win fourth straight bowl game
113/82	Oct. 17, 2015	MSU 27, No. 12 Michigan 23	MSU wins on 38-yard fumble recovery as time expires to defeat Michigan for seventh time in eight years; 100th career win
117/85	Nov. 21, 2015	MSU 17, No. 2 Ohio State 14	Snapped OSU's 23-game winning streak
118/86	Nov. 28, 2015	MSU 55, Penn State 16	MSU wins 11th game; clinches B1G East
119/87	Dec. 5, 2015	MSU 16, No. 4 Iowa 13	Dantonio wins school-record 3rd B1G title; MSU clinches berth in CFP
136/93	Sept. 30, 2017	MSU 17, Iowa 10	Dantonio wins 54th B1G game, second-most in school history
137/94	Oct. 7, 2017	MSU 14, No. 7 Michigan 10	Eighth win over UM in last 10 meetings
141/97	Nov. 4, 2017	MSU 27, No. 7 Penn State 24	Ninth win over AP Top 10 team
145/100	Dec. 28, 2017	MSU 42, No. 21 Wash. State 17	100th win at Michigan State; fifth bowl win
151/104	Oct. 13, 2018	MSU 21, No. 8 Penn State	10th win over AP Top 10 team

WALK-OFF WINS IN THE DANTONIO ERA –

• Michigan State has eight walk-off wins (scoring as time expired in regulation or in overtime) under Mark Dantonio, including two on the final play of regulation in 2015 (Michigan, Ohio State). In addition, MSU has scored a game-winning touchdown on the final play of the game five times under Dantonio (twice in regulation, three times in overtime).

Walk-Off Wins Under Mark Dantonio (scoring on final play of regulation or winning in overtime)

Date	Result	Winning Play
Oct. 3, 2009	MSU 26, Michigan 20 (OT)	Larry Caper 23-yard TD
Sept. 18, 2010	MSU 34, Notre Dame 31 (OT)	Aaron Bates 29-yard TD pass to Charlie Gantt on fake FG
Oct. 22, 2011	MSU 37, Wisconsin 31	Kirk Cousins 44-yard "Rocket" TD pass to Keith Nichol
Jan. 1, 2012	MSU 33, Georgia 30 (3OT)	Anthony Rashad White blocks FG in triple OT
Oct. 27, 2012	MSU 16, Wisconsin 13 (OT)	Andrew Maxwell 12-yard TD pass to Bennie Fowler
Oct. 17, 2015	MSU 27, Michigan 23	Jalen Watts-Jackson 38-yard fumble recovery for TD
Nov. 21, 2015	MSU 17, Ohio State 14	Michael Geiger 41-yard field goal
Nov. 4, 2017	MSU 27, Penn State 24	Matt Coghill 34-yard field goal

• In addition, MSU has posted 20 fourth-quarter comebacks under Dantonio (2007: Penn State; 2008: Wisconsin; 2009: Purdue; 2010: Notre Dame, Northwestern, Purdue; 2011: Georgia; 2012: Indiana, Wisconsin, TCU; 2013: Ohio State; 2014: Baylor; 2015: Michigan, Ohio State, Iowa; 2017: Indiana, Penn State; 2018: Utah State, Penn State, Rutgers).

SPARTAN STREAKS

Consecutive Games Started

Andrew Dowell, LB	28
Mike Panasiuk, DT	28
Raequan Williams, DT	28
Joe Bachie, LB	25
Khari Willis, S	25
David Dowell, S	22

DEFENSIVE LEADERBOARD

Rk.	Player	Production Points
1.	LB Joe Bachie	244
2.	DE Kenny Willekes	239
3.	DT Mike Panasiuk	191
4.	DT Raequan Williams	183
5.	LB Andrew Dowell	165
6.	CB Justin Layne	133
7.	S Khari Willis	131
8.	LB Brandon Bouyer-Randle	80
9.	S David Dowell	76
10.	DT Naquan Jones	69



2018 SPARTAN FOOTBALL GAME NOTES

SEASON CAPTAINS

LB Joe Bachie, QB Brian Lewerke, S Khari Willis

FOURTH GAME CAPTAIN

Game.....	Captain(s)
Utah State.....	Matt Sokol
Arizona State.....	David Dowell
Indiana.....	Raequan Williams
Central Michigan.....	Grayson Miller
Northwestern.....	Matt Morrissey
Penn State.....	None
Michigan.....	Byron Bullough
Purdue.....	Cole Chewins
Maryland.....	None
Ohio State.....	Andrew Dowell
Nebraska.....	Kenny Willekes
Rutgers.....	Felton Davis III

HONORARY CAPTAINS

Game.....	Captain(s)
Utah State.....	None
Arizona State.....	Tom Izzo
Indiana.....	None
Central Michigan.....	Jimmy Raye
Northwestern.....	Chris Frey
Penn State.....	None
Michigan.....	Shilique Calhoun
Purdue.....	Jack Conklin
Maryland.....	Julian Peterson
Ohio State.....	None
Nebraska.....	None
Rutgers.....	Greg Ianni



SPARTAN COACHING STAFF NOTES

STAFF CONTINUITY SPARKS DANTONIO'S SUCCESS AT MSU –

• MSU head coach **Mark Dantonio** has repeatedly stressed the importance of continuity on his coaching staff as one of the main reasons for Michigan State's success during his tenure. Three of MSU's nine assistant coaches have been at MSU since Dantonio's arrival in 2007 (assistant head coach/offensive line coach **Mark Staten**, defensive coordinator/linebackers coach **Mike Tressel**, co-offensive coordinator/running backs coach **Dave Warner**). Those three also coached under Dantonio at Cincinnati. Dantonio, Staten and Tressel have been on the same staff since 2004.

• In addition, quarterbacks coach **Brad Salem** is in his ninth year on the staff, wide receivers coach **Terrence Samuel** is in his eighth year, and defensive tackles coach **Ron Burton** is in his sixth year. Co-offensive coordinator/tight ends coach **Jim Bollman**, who is also in his sixth season, has coached with Dantonio on three previous occasions: Youngstown State (1986-90), Michigan State (1995-97) and Ohio State (2001-03).

• Three of Dantonio's assistants left Michigan State to become head coaches at FBS schools: **Don Treadwell** (Miami-Ohio, 2011-13), **Dan Enos** (Central Michigan, 2010-14) and **Pat Narduzzi** (Pittsburgh, fourth season).

Number of Coaches Who Have Been at Their School for 10 Years or More (FBS, active)

Rk.	No.	School
1.	9	Navy
2.	8	Northwestern
3.	5	TCU, Iowa
T5.	4	Michigan State (<i>Dantonio, Staten, Tressel, Warner</i>)
T5.	4	Ohio, Georgia Tech, Air Force

DEFENSIVE COORDINATOR MIKE TRESSEL NOMINATED FOR BROYLES AWARD –

• Defensive coordinator/linebackers coach **Mike Tressel** was nominated for the 2018 Broyles Award, which is given annually to the assistant coach of the year in college football. Tressel, who served as Michigan State's co-defensive coordinator the past three seasons (2015-17), was promoted to defensive coordinator on Jan. 19, 2018. He has been on the same staff with Dantonio for the past 14 seasons, including the last 11 at Michigan State. Tressel will remain coaching the linebackers.

• Tressel's defense currently ranks No. 1 in the FBS in rushing defense (81.3 ypg), No. 11 in third-down conversion defense (.315), No. 14 in scoring defense (18.0 ppg) and No. 14 in total defense (311.5 ypg).

• The consistent play of the Spartan linebackers under Tressel is one of the main reasons why Michigan State has been so successful on defense during his tenure. Under the guidance of Tressel, Spartan linebackers have earned All-Big Ten honors 20 times and All-America accolades on four occasions.

• In two of the three seasons (2015-17) that Tressel shared the coordinating duties with Harlon Barnett, Michigan State ranked in the FBS Top 25 in both rushing defense and scoring defense (2015, 2017).

COACHING STAFF ADDITIONS –

• Michigan State has three new assistant coaches on its staff for the 2018 season, although all three of them have Spartan ties. **Don Treadwell**, who served as Michigan State's offensive coordinator for four seasons from 2007-10 under Dantonio, has returned to the Spartan coaching staff. Treadwell will assist coaching defensive backs and special teams while also helping as an offensive consultant. In addition, Treadwell will serve as freshmen head coach, a new title created to support first-year players in their growth and development both on and off the field. Treadwell, who returns for his third stint with the Spartans after serving as wide receivers coach from 2000-02 and offensive coordinator/wide receivers coach from 2007-10, has more than 30 years of experience coaching at the collegiate level. His coaching resume includes nine bowl appearances, four Division I-AA playoff appearances and a national championship. He has coached on the same staff with Dantonio on four previous occasions (Youngstown State, 1986-90; Cincinnati, 2004-06; Michigan State, 2000, 2007-10).

• **Paul Haynes**, who has more than 20 years of collegiate coaching experience, most recently as the head coach at Kent State for five seasons (2013-17), will coach the secondary. Haynes spent two years in East Lansing (2003-04) coaching defensive backs before coaching seven seasons (2005-11) on the defensive staff at Ohio State, where he helped the Buckeyes win six Big Ten Championships while coaching in six BCS Games, including two BCS National Championship Games (2007, 2008).

• **Chuck Bullough**, a 22-year coaching veteran who has experience in both the NFL and college, will coach the defensive ends. Bullough has mentored multiple Pro Bowlers, All-Americans and NFL players in addition to coaching in six bowl games. As a player, Bullough spent five seasons in the NFL and was one of the most productive Spartans to ever wear the Green and White; a four-year letterwinner at Michigan State from 1988-91, he still holds MSU's single-season tackles record with 175 in 1991.



STATISTICAL TRENDS UNDER MARK DANTONIO

SPARTAN TRENDS UNDER DANTONIO –

Here's how Michigan State has fared during head coach Mark Dantonio's tenure (2007-18: 157 games):

	2018	Overall
Games played in Spartan Stadium:	4-3	63-21
Games played on the road/neutral site:	3-2	44-29
Games played in August:	1-0	4-1
Games played in September:	2-1	33-12
Games played in October:	2-2	33-18
Games played in November:	2-2	30-13
Games played in December:	0-0	4-3
Games played in January:	0-0	3-3
When leading at halftime:	5-2	79-13
When trailing at halftime:	1-3	20-31
When tied at halftime:	1-0	8-6
When scoring first:	3-3	72-21
When opponent scores first:	4-2	35-29
When leading after first quarter:	3-1	60-13
When trailing after first quarter:	4-1	26-25
When tied after first quarter:	0-3	21-12
When leading after three quarters:	5-2	85-13
When trailing after three quarters:	0-3	17-32
When tied after three quarters:	2-0	5-5
Overtime games:	0-0	4-5
When gaining more first downs than opponent:	7-2	83-21
When gaining fewer first downs than opponent:	0-3	20-25
When gaining same number of first downs as opponent:	0-0	4-4
When gaining 200+ yards rushing:	1-0	40-6
When opponent gains 200+ yards rushing:	1-0	6-13
When rushing 40+ times in a game:	5-0	72-8
When rushing 35+ times in a game:	4-1	89-17
When outrushing opponent:	6-3	88-20
When being outrushed by opponent:	1-2	19-30
When opponent is held under 100 yards rushing:	5-2	68-11
When gaining 200+ yards passing:	4-3	64-32
When opponent gains 200+ yards passing:	3-4	47-30
When gaining more total yards than opponent:	7-2	91-20
When gaining fewer total yards than opponent:	0-3	16-30
When leading in time of possession:	7-3	86-21
When trailing in time of possession:	0-2	21-28
When splitting in time of possession:	0-0	0-1

ROUGH SLEDDING AGAINST SPARTANS –

• In 157 games under Dantonio, Michigan State has held its opponent under 100 yards rushing 79 times (.503 percent). MSU is 68-11 (.861) in those games, including a 58-6 (.906) record since 2010.

TURNOVER MARGIN THE KEY INGREDIENT FOR SPARTAN SUCCESS –

• Michigan State's record-setting three-year stretch in which it won 36 games from 2013-15 was fueled by creating turnovers and limiting mistakes. The Spartans ranked in the NCAA Football Bowl Subdivision Top 10 and led the Big Ten in turnover margin for three consecutive seasons from 2013-15 (No. 10 in 2013 at +0.93; No. 2 in 2014 at +1.46; No. 4 in 2015 at +1.00).

• Michigan State has forced at least one turnover in 128 of 157 games under head coach Mark Dantonio (82 percent of the games since 2007).

• Michigan State is 69-16 (.812) when forcing at least two turnovers in a game under head coach Mark Dantonio.

ALL-TIME OVERTIME RESULTS

Date	Opponent	Result
10/10/1998	Indiana (2OT)	W, 38-31
10/30/2004	at Michigan (3OT)	L, 37-45
9/17/2005	at Notre Dame	W, 44-41
10/1/2005	Michigan	L, 31-34
10/6/2007	Northwestern	L, 41-48
10/27/2007	at Iowa (2OT)	L, 27-34
10/3/2009	Michigan	W, 26-20
9/18/2010	Notre Dame	W, 34-31
1/2/2012	vs. Georgia (3OT)	W, 33-30
10/13/2012	Iowa (2OT)	L, 16-19
10/27/2012	at Wisconsin	W, 16-13
10/1/2016	at Indiana	L, 21-24
10/28/2017	at Northwestern (3OT)	L, 31-39

All-Time Overtime Record: 6-7 (.462)

Overtime Record Under Dantonio: 4-5 (.444)



2018 SPARTAN FOOTBALL GAME NOTES

SPARTAN OFFENSIVE PLAYERS OF THE WEEK

Utah State: Felton Davis III
 Indiana: Jalen Nailor
 Central Michigan: Matt Allen
 Penn State: Felton Davis III
 Purdue: Rocky Lombardi
 Maryland: Connor Heyward

SPARTAN DEFENSIVE PLAYERS OF THE WEEK

Utah State: Khari Willis
 Indiana: Andrew Dowell
 Central Michigan: Mike Panasiuk
 Penn State: Khari Willis
 Purdue: Khari Willis
 Maryland: Joe Bachie

SPARTAN SPECIAL TEAMS PLAYERS OF THE WEEK

Utah State: Matt Coghlin/Cole Hahn
 Indiana: Matt Coghlin/Cole Hahn/Brian Lewerke
 Central Michigan: Brandon Sowards
 Penn State: Ryan Armour
 Purdue: Mike Panasiuk/Cole Hahn
 Maryland: Grayson Miller

SPARTANS TOUGH ON HOME TURF –

• Under Mark Dantonio, Michigan State has produced a 63-21 record (.750) in home games since 2007, including a 15-game winning streak (7-0 in 2010, 7-0 in 2011, won first game in 2012) and a 12-game winning streak (7-0 in 2013; won first five in 2014), which ranks second and tied for third, respectively, in Spartan Stadium history.

• Mark Dantonio is 30-4 (.882) against nonconference opponents in Spartan Stadium (only losses: 2009 to Central Michigan; 2012 to No. 20 Notre Dame; 2016 to BYU; 2017 to Notre Dame).

• Dantonio is 12-0 in home openers at MSU and the Spartans' 20-game winning streak in home openers is tied for the fifth-longest in the nation.

SPARTANS SUCCESSFUL IN NONCONFERENCE GAMES –

• Mark Dantonio is 39-15 (.722) against nonconference opponents, including a 30-4 (.879) mark in Spartan Stadium. Dantonio is 29-1 (.967) against teams in the Group of Five conferences.

RUNNING GAME KEY FOR SPARTANS UNDER DANTONIO –

• Under Mark Dantonio, Michigan State is 88-20 (.815) when outrushing its opponent, including a 72-13 record (.847) since 2010. Conversely, MSU is 19-30 (.388) under Dantonio when being outgained on the ground by its opponent. The Spartans are 40-6 (.870) in games when gaining 200 or more rushing yards under Dantonio.

• Under Dantonio, when Michigan State runs at least 40 times in a game, the Spartans are 72-8 (.900). Here's the breakdown by year: 2007 (6-2), 2008 (7-0), 2009 (4-0), 2010 (4-0), 2011 (3-0), 2012 (6-1), 2013 (7-0), 2014 (11-0), 2015 (7-0), 2016 (3-5), 2017 (9-0) and 2018 (5-0).

BALL CONTROL –

• Michigan State has traditionally won the time of possession battle under **Mark Dantonio**. The Spartans ranked second in the Big Ten and third in the FBS in time of possession in 2017, holding onto the ball for an average of 35:18 a game. In fact, although the NCAA doesn't officially keep track of single-game time of possession records, MSU's time of possession (47:50 to 12:10) vs. Rutgers on Nov. 25, 2017, is believed to be an FBS record. Air Force had the previous record of 45:14 set in 2016 (according to Air Force Athletics).

• The Spartans are third in the Big Ten and 20th in the FBS in time of possession in 2018 (32:26-27:24).

• The Spartans have led in time of possession in 68 percent of games under Mark Dantonio; the Spartans own an .804 winning percentage (86-21) in those games.

2018 OPPONENTS UPDATE –

Date vs.

MSU	Opponent	Last Game Result	Next Game (Bowl)
Aug. 31	Utah State (11-2)	vs. North Texas (W, 52-13)	End of season
Sept. 8	at Arizona State (7-6)	vs. Fresno State (L, 31-20)	End of season
Sept. 22	at Indiana (5-7)	vs. Purdue (L, 28-21)	End of season
Sept. 29	Central Michigan (1-11)	at Toledo (L, 51-13)	End of season
Oct. 6	Northwestern (8-5)	vs. Ohio State (L, 45-24)	vs. Utah (Holiday)
Oct. 13	at Penn State (9-3)	vs. Maryland (W, 38-3)	vs. Kentucky (Citrus)
Oct. 20	Michigan (10-2)	at Ohio State (L, 62-39)	vs. Florida (Peach)
Oct. 27	Purdue (6-6)	at Indiana (W, 28-21)	vs. Auburn (Music City)
Nov. 3	at Maryland (5-7)	at Penn State (L, 38-3)	End of season
Nov. 10	Ohio State (12-1)	vs. Northwestern (W, 45-24)	vs. Washington (Rose)
Nov. 17	at Nebraska (4-8)	at Iowa (L, 31-28)	End of season
Nov. 24	Rutgers (1-11)	vs. Michigan State (L, 14-10)	End of season



SCHOOL-RECORD 31 SPARTANS NAMED TO ACADEMIC ALL-BIG TEN TEAM –

• A program-record 31 Michigan State football players were named to the 2018 Academic All-Big Ten Team. To be eligible for Academic All-Big Ten selection, students must be on a varsity team, as verified by being on the official squad list as of Nov. 1 for fall sports, who have been enrolled full-time at the institution for a minimum of 12 months and carry a cumulative grade-point average of 3.0 or higher.

• Michigan State's list of honorees includes 18 multi-year selections. Byron Bullough, Jake Hartbarger, Matt Morrissey and Brandon Sowards become members of a select group, as just 29 Spartans in the history of the program have earned All-Big Ten honors four times. Cole Chewins, Chase Gianacakos, Grayson Miller, Matt Sokol and Khari Willis are featured on the academic all-conference team for the third year in a row, while AJ Arcuri, Drew Beesley, Reid Burton, Luke Campbell, Matt Coghlin, David Dowell, Brian Lewerke, Collin Lucas and Dante Razzano made the honor roll for the second straight season.

• In 12 seasons under Mark Dantonio, student-athletes have been named Academic All-Big Ten 194 times, including the third straight season with the highest in program history as part of four of five highest single-season marks in program history (record 31 in 2018; 27 in 2017; 22 in 2016; 17 in 2013 was fourth highest).

• Complete 2018 Michigan State Academic All-Big Ten Team: AJ Arcuri, Packaging; Drew Beesley, Economics; Blake Bueter, Engineering; Byron Bullough, Finance; Reid Burton, English; Luke Campbell, Kinesiology; Cole Chewins, Finance; Matt Coghlin, Business; David Dowell, Advertising Management; Chase Gianacakos, Marketing Research-Master's; Cole Hahn, Kinesiology; Jake Hartbarger, Hospitality Business; C.J. Hayes, Communication; Jack Henrichs, Mathematics; Tyler Hunt, Business; Brian Lewerke, Economics; Rocky Lombardi, Business; Dominique Long, Mechanical Engineering; Collin Lucas, Construction Management; Mickey Macius, Business Administration-Master's; Jack Mandryk, Kinesiology; Grayson Miller, General Management; Matt Morrissey, Finance; Brent Mossburg, Business; Dante Razzano, Supply Chain Management; Noah Sargent, Economics; Brandon Sowards, Human Resources and Labor Relations; Matt Sokol; Marketing Research-Master's; Mitchell Sokol, Business; DeAri Todd, Kinesiology; Khari Willis, Interdisciplinary Studies in Social Science.

SPARTAN OFFENSIVE SCOUT TEAM PLAYERS OF THE WEEK

Utah State: Bryce Wilker
Indiana: Jack Henrichs
Central Michigan: Mickey Macius/Reid Burton
Penn State: Ben Line
Purdue: Alante Thomas
Maryland: Mickey Macius

SPARTAN DEFENSIVE SCOUT TEAM PLAYERS OF THE WEEK

Utah State: Jack Mandryk
Indiana: Zach Slade
Central Michigan: Dashaun Mallory
Penn State: Peter Fisk
Purdue: Dashaun Mallory
Maryland: Jack Mandryk

SPARTAN SPECIAL TEAMS SCOUT TEAM PLAYERS OF THE WEEK

Utah State: Noah Sargent
Indiana: Terry O'Connor
Central Michigan: Brent Mossburg
Penn State: Jahz Watts
Purdue: Ed Warriner
Maryland: Jiah Norman



2019 EARLY SIGNING CLASS

SPARTANS ANNOUNCE 2019 EARLY SIGNING CLASS –

• Michigan State head coach Mark Dantonio introduced the program's early signing class on Dec. 19. The Spartans welcomed 20 new players to the program, including 10 players from Michigan, six from Ohio, two from Illinois, one from Indiana, and one from Australia. Eight of the signees are either offensive or defensive linemen, including Devontae Dobbs, the No. 1 overall prospect in the state of Michigan and one of the highest-rated offensive lineman in the nation.

• The class also features the top-ranked cornerback in the state of Michigan (Julian Barnett, 247Sports), the top-ranked wide receiver in Michigan (Tre Mosley, 247Sports and Rivals), the top-ranked defensive end in Michigan (Michael Fletcher, 247Sports) and the No. 1 quarterback in the state of Illinois (Payton Thorne, 247Sports).

For a complete look at MSU's class, including bios and quotes, visit msuspartans.com.

Name	Pos.	Ht.	Wt.	Hometown (Previous School/High School)
Julian Barnett	CB	6-2	193	Harper Woods, Mich. (Belleville High School)
Adam Berghorst	DE	6-7	265	Zeeland, Mich. (Zeeland East High School)
Jack Bouwmeester	P	6-2	190	Bendigo, Victoria, Australia (Bendigo Catholic Central)
Jase Bowen	WR	6-0	190	Northwood, Ohio (Central Catholic High School)
Spencer Brown	OL	6-6	305	Commerce Twp., Mich. (Walled Lake Western High School)
Devontae Dobbs	OL	6-3	295	Detroit, Mich. (Belleville High School)
J.D. Duplain	DL	6-3	303	Strongsville, Ohio (Strongsville High School)
Michael Fletcher	DE	6-5	250	Flint, Mich. (Carman-Ainsworth High School)
Luke Fulton	LB	6-2	218	Poland, Ohio (Cardinal Mooney High School)
Tate Hallock	S	6-4	190	Grand Rapids, Mich. (Forest Hills Central High School)
Maverick Hansen	DL	6-5	275	Farmington Hills, Mich. (Harrison High School)
Damon Kaylor	OL	6-5	302	Huntington, Ind. (Huntington North High School)
Marcel Lewis	LB	6-0	208	Eastpointe, Mich. (Chippewa Valley High School)
Evan Morris	P	6-5	205	Elsie, Mich. (Ovid-Elsie High School)
Tre Mosley	WR	6-1	176	Pontiac, Mich. (West Bloomfield High School)
Jude Pedrozo	LS	6-2	225	Westerville, Ohio (Westerville South High School)
Nick Samac	OL	6-4	285	Mentor, Ohio (Mentor High School)
Payton Thorne	QB	6-2	185	Naperville, Ill. (Naperville Central High School)
Anthony Williams	RB	6-0	197	Chicago, Ill. (Bolingbrook High School)
Brandon Wright	RB	6-2	220	Euclid, Ohio (Euclid High School)



2018 SPARTAN FOOTBALL GAME NOTES

MICHIGAN STATE DEPTH CHART (AS OF DEC. 21)

SPARTAN OFFENSE

X	25 4	DARRELL STEWART (Jr., 6-2, 217) C.J. Hayes (R-Fr., 6-1, 205)
LT	61 70	COLE CHEWINS (Jr., 6-8, 290) Tyler Higby (Jr., 6-5, 285)
LG	70 56	TYLER HIGBY (Jr., 6-5, 285) Matt Carrick (R-Fr., 6-4, 317)
C	64 66 70	MATT ALLEN (So., 6-3, 300) OR BLAKE BUETER (R-Fr., 6-4, 308) Tyler Higby (Jr., 6-5, 285)
RG	75 62	KEVIN JARVIS (So., 6-4, 321) Luke Campbell (So., 6-5, 290)
RT	55 76	JORDAN REID (So., 6-4, 275) AJ Arcuri (R-Fr., 6-7, 285)
TE	81 89 94	MATT SOKOL (Sr., 6-6, 260) OR MATT DOTSON (So., 6-5, 250) Chase Gianacacos (Sr.-5, 6-6, 296)
F	16 13 83	BRANDON SOWARDS (Sr.-5, 6-0, 187) Laress Nelson (So., 5-8, 179) Andre Welch (So., 5-9, 170)
Z	7 21 8	CODY WHITE (So., 6-3, 210) Cam Chambers (So., 6-2, 214) Jalen Nailor (Fr., 6-0, 187)
QB	14 12 6	BRIAN LEWERKE (Jr., 6-3, 220) OR ROCKY LOMBARDI (R-Fr., 6-3, 218) Theo Day (Fr., 6-5, 222)
FB	40 49	COLLIN LUCAS (Sr.-5, 6-1, 236) Max Rosenthal (R-Fr., 6-2, 255)
TB	3 11 15 27	LJ SCOTT (Sr., 6-1, 225) Connor Heyward (So., 6-0, 229) La'Darius Jefferson (Fr., 6-1, 223) Weston Bridges (R-Fr., 5-11, 195)

SPARTAN DEFENSE

DE	48 91	KENNY WILLEKES (Jr., 6-4, 260) Jack Camper (R-Fr., 6-4, 238)
DT	72 41	MIKE PANASIUK (Jr., 6-4, 285) Gerald Owens (Sr.-5, 6-2, 310)
NT	99 93	RAEQUAN WILLIAMS (Jr., 6-4, 300) Naquan Jones (So., 6-4, 339)
DE	96 86 52	JACUB PANASIUK (So., 6-3, 254) Drew Beesley (So., 6-2, 250) Dillon Alexander (Sr.-5, 6-4, 235)
STAR	5 34 44	ANDREW DOWELL (Sr., 6-1, 225) Antjuan Simmons (So., 6-0, 220) Grayson Miller (Sr.-5, 6-3, 215)
MIKE	35 38	JOE BACHIE (Jr., 6-2, 238) Byron Bullough (Sr.-5, 6-1, 232)
SAM	17 26 28	TYRIQ THOMPSON (Jr., 6-1, 245) Brandon Bouyer-Randle (So., 6-0, 234) Jon Reschke (Sr.-6, 6-3, 235)
FC	19 29 9	JOSH BUTLER (Jr., 6-0, 184) Shakur Brown (R-Fr., 5-10, 176) Dominique Long (So., 6-2, 195)
FS	6 3	DAVID DOWELL (Jr., 6-1, 206) Xavier Henderson (Fr., 6-1, 200)
SS	27 10	KHARI WILLIS (Sr., 6-0, 215) Matt Morrissey (Sr.-5, 6-3, 211)
BC	22 24	JOSIAH SCOTT (So., 5-10, 175) Tre Person (So., 5-10, 165)

SPARTAN SPECIAL TEAMS

KO	98 4	COLE HAHN (R-Fr., 5-10, 192) Matt Coghlin (So., 5-9, 190)	HLD	14 16	BRIAN LEWERKE (Jr., 6-3, 220) Brandon Sowards (Sr.-5, 6-0, 187)
PK	4 98	MATT COGLIN (So., 5-9, 190) Cole Hahn (R-Fr., 5-10, 192)	KR	11 25	CONNOR HEYWARD (So., 6-0, 229) OR DARRELL STEWART (Jr., 6-2, 217)
P	99 92	BRYCE BARINGER (R-Fr., 6-3, 195) OR WILLIAM PRZYSTUP (Fr., 6-4, 244)	PR	13 16	Laress Nelson (So., 5-8, 179) BRANDON SOWARDS (Sr.-5, 6-0, 187)
LS	47 57	RYAN ARMOUR (Jr., 6-0, 225) Collin Caffisch (Jr., 6-4, 290)		13 29	Laress Nelson (So., 5-8, 179) Shakur Brown (R-Fr., 5-10, 176)

PRONUNCIATION GUIDE

#76 AJ Arcuri: r-CURE-e
#35 Joe Bachie: BOTCHY (or like bocce ball)
#26 Brandon Bouyer-Randle: BOY-er
#29 Shakur Brown: sha-coor
#38 Byron Bullough: BULL-uh

#4: Matt Coghlin: cog-lynn
#94 Chase Gianacacos: YAHN-uh-cock-OSE
#73 Jacob Isaia: E-sigh-uh
#93 Naquan Jones: NAY-kwon
#79 Mustafa Khaleefah: MOO-stuh-fuh
cuh-LEE-fuh
#14 Brian Lewerke: luh-WUHR-key

#13 Laress Nelson: LUH-reece
#72 Mike Panasiuk: pah-na-shuke (rhymes with luke)
#96 Jacob Panasiuk: pah-na-shuke (rhymes with luke)
#92 William Przystup: Priss-tup
#34 Antjuan Simmons: ANN-twon
#81 Matt Sokol: SO-kull

#16 Brandon Sowards: SOW-irds (rhymes with wow)
#17 Tyriq Thompson: ty-REEK
#92 DeAri Todd: DEE-ar-E
#48 Kenny Willekes: WILL-uh-KISS
#27 Khari Willis: car-E
#99 Raequan Williams: RAY-kwon



2018 STARTING LINEUPS/CAREER STARTS

Career Starts by Position (2018 Season/Career)

		FB 40-Lucas (2/7)		TB 3-Scott (4/22) 11-Heyward (8/8)			
				QB 14-Lewerke (9/24) 12-Lombardi (3/3)			
Z/F 7-White (7/13) 16-Sowards (4/4) 8-Nailor (1/1) 83-Welch (1/1)	TE 81-Sokol (11/22) 94-Gianacacos (7/9) 89-Dotson (1/2) 84-Davis (0/4)	RT 55-Reid (12/13)	RG 75-Jarvis (6/16) 62-Campbell (5/17) [^]	C 64-Allen (6/6) 66-Bueter (7/7) [^]	LG 70-Higby (12/25) [^] 59-Beedle (4/18) [^]	LT 61-Chewins (8/24)	X 18-Davis III (6/21) 25-Stewart (7/12)
FC 2-Layne (12/26)			DE 96-Panasiuk (10/10) 91-Camper (1/1) 86-Beesley (1/1) 52-Alexander (0/4)	NT 99-Williams (12/28)	DT 72-Panasiuk (12/28)	DE 48-Willekes (12/24)	BC 22-Scott (4/16) 19-Butler (4/8) 24-Person (4/4)
		SAM 17-Thompson (11/11) 26-Bouyer-Randle (1/1) 28-Reschke (0/16)		MIKE 35-Bachie (12/25)	STAR 5-A. Dowell (12/33) 34-Simmons (0/0) 44-Miller (0/6) [*]		
		FS 6-D. Dowell (12/22)			SS 27-Willis (12/29) 10-Morrissey (0/4)		

+ Double tight end set | \$ Three receiver set.
O-Line starts:
[^] Higby 25 (20 at LG in 2016-17-18; 3 at LT in 2018; 2 at C at 2018)
[^] Beedle 18 (10 at LG in 2017-18; 3 at RG in 2017; 5 at LT in 2016)
[^] Campbell 17 (3 at RG in 2018; 1 at LT in 2018;
1 at LG in 2018; 12 at RT in 2017)
[^] Bueter 7 (3 at RG; 4 at C in 2018)
Defense:
^{*} Miller 6 (6 at S in 2015-16)

2018 OFFENSIVE GAME-BY-GAME STARTERS

Game	X	LT	LG	C	RG	RT	TE/F	Z	QB	FB/TE	TB
Utah State	Davis III	Campbell	Beedle	Higby	Jarvis	Reid	Stewart	White	Lewerke	Lucas	Scott
Arizona State	Davis III	Chewins	Beedle	Higby	Jarvis	Reid	Stewart	White	Lewerke	Sokol	Scott
Indiana	Davis III	Higby	Campbell	Allen	Jarvis	Reid	Sokol	White	Lewerke	Gianacacos	Heyward
Central Michigan	Davis III	Higby	Beedle	Allen	Campbell	Reid	Sokol	White	Lewerke	Gianacacos	Heyward
Northwestern	Davis III	Higby	Beedle	Allen	Bueter	Reid	Sokol	Sowards	Lewerke	Dotson	Heyward
Penn State	Davis III	Chewins	Higby	Allen	Bueter	Reid	Sokol	Sowards	Lewerke	Gianacacos	Heyward
Michigan	Davis III	Chewins	Higby	Allen	Bueter	Reid	Sokol	Stewart	Lewerke	Lucas	Scott
Purdue	Stewart	Chewins	Higby	Bueter	Campbell	Reid	Sokol	Sowards	Lombardi	Gianacacos	Scott
Maryland	Stewart	Chewins	Higby	Bueter	Campbell	Reid	Sokol	Nailor	Lewerke	Gianacacos	Heyward
Ohio State	Stewart	Chewins	Higby	Bueter	Jarvis	Reid	Sowards	White	Lewerke	Sokol	Heyward
Nebraska	White	Chewins	Higby	Bueter	Jarvis	Reid	Sokol	Welch	Lombardi	Gianacacos	Heyward
Rutgers	Stewart	Chewins	Higby	Allen	Jarvis	Reid	Sokol	White	Lombardi	Gianacacos	Heyward

* lined up in three receiver set; + lined up in double tight end set

2018 DEFENSIVE GAME-BY-GAME STARTERS

Game	DE	DT	NT	DE	STAR	MIKE	SAM	FC	FS	SS	BC
Utah State	Willekes	M. Panasiuk	Williams	J. Panasiuk	A. Dowell	Bachie	Thompson	Layne	D. Dowell	Willis	Butler
Arizona State	Willekes	M. Panasiuk	Williams	Beesley	A. Dowell	Bachie	Bouyer-Randle	Layne	D. Dowell	Willis	Butler
Indiana	Willekes	M. Panasiuk	Williams	Camper	A. Dowell	Bachie	Thompson	Layne	D. Dowell	Willis	Butler
Central Michigan	Willekes	M. Panasiuk	Williams	J. Panasiuk	A. Dowell	Bachie	Thompson	Layne	D. Dowell	Willis	Person
Northwestern	Willekes	M. Panasiuk	Williams	J. Panasiuk	A. Dowell	Bachie	Thompson	Layne	D. Dowell	Willis	Butler
Penn State	Willekes	M. Panasiuk	Williams	J. Panasiuk	A. Dowell	Bachie	Thompson	Layne	D. Dowell	Willis	Person
Michigan	Willekes	M. Panasiuk	Williams	J. Panasiuk	A. Dowell	Bachie	Thompson	Layne	D. Dowell	Willis	Person
Purdue	Willekes	M. Panasiuk	Williams	J. Panasiuk	A. Dowell	Bachie	Thompson	Layne	D. Dowell	Willis	Person
Maryland	Willekes	M. Panasiuk	Williams	J. Panasiuk	A. Dowell	Bachie	Thompson	Layne	D. Dowell	Willis	J. Scott
Ohio State	Willekes	M. Panasiuk	Williams	J. Panasiuk	A. Dowell	Bachie	Thompson	Layne	D. Dowell	Willis	J. Scott
Nebraska	Willekes	M. Panasiuk	Williams	J. Panasiuk	A. Dowell	Bachie	Thompson	Layne	D. Dowell	Willis	J. Scott
Rutgers	Willekes	M. Panasiuk	Williams	J. Panasiuk	A. Dowell	Bachie	Thompson	Layne	D. Dowell	Willis	J. Scott



THE LAST TIME...

OFFENSE

100-YARD RUSHING GAME

Spartans: Connor Heyward, 157 yards vs. Maryland, Nov. 3, 2018 (MSU 24-3)
Opponent: Mike Weber (104 yards), Ohio State, Nov. 10, 2018 (OSU 26-6)

150-YARD RUSHING GAME

Spartans: Connor Heyward, 157 yards vs. Maryland, Nov. 3, 2018 (MSU 24-3)
Opponent: Miles Sanders (162 yards), Penn State, Oct. 13, 2018 (MSU 21-17)

200-YARD RUSHING GAME

Spartans: Le'Veon Bell, 266 yards vs. Minnesota, Nov. 24, 2012 (MSU 26-10)
Opponent: Taylor Martinez, Nebraska, 205 yards, Nov. 3, 2012 (NEB 28-24)

150 RUSHING YARDS AT HALFTIME

Spartans: Javon Ringer, 160 yards vs. Indiana, Oct. 13, 2007 (MSU 52-27)
Opponent: Mike Weber, Ohio State, 161 yards, Nov. 11, 2017 (OSU 48-3)

30 OR MORE CARRIES

Spartans: Jeremy Langford, 35 vs. Michigan, Oct. 25, 2014 (MSU 35-11)
Opponent: Karan Higdon, Michigan, 33, Oct. 20, 2018 (UM 21-7)

40 OR MORE CARRIES

Spartans: Le'Veon Bell, 44 vs. Boise State, Aug. 31, 2012 (MSU 17-13)

TWO PLAYERS WITH 100-YARD RUSHING GAMES

Spartans: Nick Hill (178 yards) and Jeremy Langford (109 yards), vs. Indiana, Oct. 18, 2014 (MSU 56-17)
Opponent: Mike Weber (162 yards) and J.K. Dobbins (124), Ohio State, Nov. 11, 2017 (OSU 48-3)

300-YARD PASSING GAME

Spartans: Rocky Lombardi, 318 yards (26-for-46) vs. Purdue, Oct. 27, 2018 (MSU 23-13)
Opponent: Clayton Thorson, Northwestern, 373 yards (31-for-47), Oct. 6, 2018 (NU 29-19)

400-YARD PASSING GAME

Spartans: Brian Lewerke, 400 yards (33-for-56) vs. Penn State, Nov. 4, 2017 (MSU 27-24)
Opponent: Bryce Petty, Baylor, 550 yards (36-for-51), Jan. 1, 2015 (MSU 42-41)

500-YARD PASSING GAME

Spartans: Not accomplished.
Opponent: Bryce Petty, Baylor, 550 yards (36-for-51), Jan. 1, 2015 (MSU 42-41)

TWO PLAYERS WITH 100-YARD RECEIVING GAMES

Spartans: B.J. Cunningham, 115 yards (5 catches) and Keshawn Martin, 115 yards (9 catches) vs. Wisconsin, Dec. 3, 2011 (WIS 42-39)
Opponent: Corey Davis, 154 yards (10 catches) and Daniel Braverman, 109 yards (13 catches), Western Michigan, Sept. 4, 2015 (MSU 37-24)

150-YARD RECEIVING GAME

Spartans: Felton Davis III, 181 yards (12 catches) vs. Penn State, Nov. 4, 2017 (MSU 27-24)
Opponent: Corey Davis, 154 yards (10 catches), Western Michigan, Sept. 4, 2015 (MSU 37-24)

200-YARD RECEIVING GAME

Spartans: Mark Dell, 202 yards (9 catches) vs. California, Aug. 30, 2008 (CAL 38-31)
Opponent: Tavarres King, Georgia, 205 yards (6 catches), Jan. 2, 2012 (MSU 33-30)

10 STRAIGHT COMPLETIONS TO START GAME

Spartans: Brian Hoyer, 10 vs. UAB, Sept. 1, 2007 (MSU 55-18)
Opponent: Jimmy Clausen, Notre Dame, 10, Sept. 19, 2009 (ND 33-30)

10 STRAIGHT COMPLETIONS

Spartans: Connor Cook, 11 vs. Illinois, Oct. 26, 2013 (MSU 42-3)

30 PASS COMPLETIONS

Spartans: Brian Lewerke, 31 vs. Northwestern (51 attempts), Oct. 6, 2018 (NU 29-19)
Opponent: Clayton Thorson, 31, Northwestern (47 attempts), Oct. 6, 2018 (NU 29-19)

SCORED FOUR RUSHING TDS

Spartans: Edwin Baker, four vs. Minnesota (runs of 30, 1, 1 and 1 yard), Nov. 6, 2010 (MSU 31-8)
Opponent: Larry Johnson, Penn State, four (runs of 11, 78, 11, 38 yards), Nov. 23, 2002 (PSU 61-7)

SCORED FOUR RUSHING TDS IN FIRST HALF

Spartans: *Jehuu Caulcrick, four vs. UAB (runs of 5, 1, 42 and 5 yards), Sept. 1, 2007 (MSU 55-18)
* tied school record with Blake Ezor (1989 vs. Northwestern)

SCORED FOUR TDS

Spartans: Jeremy Langford, four vs. Indiana (3 rush, 1 receiving), Oct. 12, 2013 (MSU 42-28)
Opponent: Montee Ball, Wisconsin, four (3 rush, 1 receiving), Dec. 3, 2011 (WIS 42-39)

SCORED FIVE TDS

Spartans: Javon Ringer, five vs. Eastern Michigan (5 rush), Sept. 6, 2008 (MSU 42-10)
Opponent: Lee Evans, Wisconsin, five (catches of 9, 75, 18, 70, 18 yards), Nov. 15, 2003 (WIS 56-21)

THREW FOUR TD PASSES

Spartans: Brian Lewerke, four vs. Northwestern, Oct. 28, 2017 (NU 39-31 3OT)*
Opponent: Trace McSorley, Penn State, four, Nov. 26, 2016 (PSU 45-12)

THREW FIVE TD PASSES

Spartans: *Drew Stanton, five vs. Illinois, Sept. 24, 2005 (MSU 61-14)
* School record
Opponent: Adam Weber, Minnesota, five, Oct. 31, 2009 (MINN 42-34)

THREE TD RECEPTIONS

Spartans: Aaron Burbridge, three vs. Air Force (28, 32, 21 yards from Connor Cook), Sept. 19, 2015 (MSU 35-21)
Opponent: Tyler Johnson, Minnesota, three (catches of 28, 17, 9), Oct. 14, 2017 (MSU 30-27)

QUARTERBACK WITH TD RECEPTION

Spartans: Brian Lewerke 4-yard pass from Darrell Stewart, Oct. 20, 2018 (UM 21-17)

NON-QUARTERBACK WITH TD PASS

Spartans: WR Darrell Stewart 4-yard pass to QB Brian Lewerke, Oct. 20, 2018 (UM 21-17)

80-YARD OR LONGER TD RECEPTION

Spartans: Tyler O'Connor to R.J. Shelton, 86 yards vs. Northwestern, Oct. 15, 2016 (NW 54-40)
Opponent: C.J. Beathard to Tavaun Smith, Iowa, 85 yards, Dec. 5, 2015 (MSU 16-13)

80-YARD OR LONGER TD RUN

Spartans: Connor Heyward, 80 yards vs. Maryland, Nov. 3, 2018 (MSU 24-3)
Opponent: Mike Weber, Ohio State, 82 yards, Nov. 11, 2017 (OSU 48-3)

BACK-TO-BACK 200-YARD RUSHING GAMES

Spartans: *Javon Ringer, 2008 (Florida Atlantic and Notre Dame)
* First time accomplished in school history

10 STRAIGHT 100-YARD RUSHING GAMES*

Spartans: Jeremy Langford, 2014 (Sept. 27 Wyoming - Jan. 1 Baylor) *
* School record

300 ALL-PURPOSE YARDS

Spartans: Javon Ringer, 308 yards vs. Florida Atlantic, Sept. 13, 2008 (MSU 17-0)

DID NOT SCORE A TOUCHDOWN

Spartans: vs. Nebraska, Nov. 17, 2018 (NEB 9-6)
Opponent: Nebraska, Nov. 17, 2018 (NEB 9-6)

DID NOT SCORE AN OFFENSIVE TOUCHDOWN

Spartans: vs. Nebraska, Nov. 17, 2018 (NEB 9-6)
Opponent: Nebraska, Nov. 17, 2018 (NEB 9-6)

NEITHER TEAM SCORED A TOUCHDOWN

Nov. 17, 2018, Michigan State at Nebraska (NEB 9-6)

SPECIAL TEAMS

KICKOFF RETURN FOR TOUCHDOWN

Spartans: R.J. Shelton, 90 yards vs. Penn State, Nov. 29, 2014 (MSU 34-10)
Opponent: Darius Phillips, Western Michigan, 100 yards, Sept. 9, 2017 (MSU 28-14)

PUNT RETURN FOR TOUCHDOWN

Spartans: Keshawn Martin, 57 yards vs. Northwestern, Nov. 26, 2011 (MSU 31-17)
Opponent: Cyrus Jones, Alabama, 57 yards, Dec. 31, 2015 (ALA 38-0)

BLOCKED PUNT RETURN FOR TOUCHDOWN

Spartans: Bennie Fowler, 0 yards (recovered in end zone; blocked by Kyler Elsworth, 36-yard return) vs. Wisconsin, Oct. 22, 2011 (MSU 37-31)
Opponent: Matt Hahn, Penn State, 0 yards (blocked by Donnie Johnson), Nov. 19, 2005 (PSU 31-22)

BLOCKED PUNT

Spartans: Matt Macksood vs. Notre Dame, Sept. 21, 2013 (UND 17-13)
Opponent: Arizona State blocked Jake Hartbarger's punt, Sept. 8, 2018 (ASU 16-13)

SPECIALIST SCORED A TOUCHDOWN

Spartans: PK Matt Coghlin vs. Indiana, Sept. 22, 2018 (MSU 35-21)

BLOCKED FIELD GOAL

Spartans: Mike Panasuk vs. Purdue, blocked Spencer Evans' 41-yard attempt, Oct. 27, 2018 (MSU 23-13)
Opponent: Lorenzo Neal, Purdue, blocked Matt Coghlin's 37-yard attempt, Oct. 27, 2018 (MSU 23-13)

BLOCKED TWO FIELD GOALS

Spartans: Percy Snow vs. Minnesota, Nov. 11, 1989 (MSU 21-7)

DEFENSIVE EXTRA POINT SCORED

Spartans: Ashton Watson, returned blocked PAT, vs. Indiana, Oct. 29, 2005 (MSU 46-15)
Opponent: Jabrill Peppers, Michigan, returned fumble on 2-point conversion, Oct. 29, 2016 (MICH 32-23)

SUCCESSFUL 2-POINT CONVERSION

Spartans: Brian Lewerke pass to Felton Davis III, vs. Utah State, Aug. 31, 2018 (MSU 38-31)
Opponent: Clayton Thorson pass to Solomon Vault, Northwestern, Oct. 6, 2018 (NU 29-19)

INTERCEPTION RETURN FOR TOUCHDOWN

Spartans: Shakur Brown, 69 yards vs. Indiana, Sept. 22, 2018 (MSU 35-21)
Opponent: Gaje Ferguson, Utah State, 40 yards, Aug. 31, 2018 (MSU 38-31)

FUMBLE RETURN/RECOVERY FOR TOUCHDOWN

Spartans: Demetrious Cox, 77 yards vs. Penn State, Nov. 28, 2015 (MSU 55-16)
Opponent: Dre'Mont Jones, Ohio State, 0 yards, Nov. 10, 2018 (OSU 26-6)

70-YARD PUNT

Spartans: Jake Hartbarger, 74 yards vs. Arizona State, Sept. 8, 2018 (ASU 16-13)
Opponent: Joe Schopper, Purdue, 74 yards, Oct. 27, 2018 (MSU 23-13)

50-YARD FIELD GOAL

Spartans: Michael Geiger, 52 yards vs. Michigan, Oct. 29, 2016 (MICH 32-23)

KICKED FOUR FIELD GOALS

Spartans: Matt Coghlin, four vs. Rutgers (26, 26, 46, 32 yards), Nov. 25, 2017 (MSU 40-7)
Opponent: Mike Nugent, Ohio State, four (44, 24, 42, 18 yards), Nov. 8, 2003 (OSU 33-23)

MISSED EXTRA POINT

Spartans: Michael Geiger vs. Penn State, Nov. 28, 2015 (MSU 55-16)
Opponent: Adam Greene, Maryland, Oct. 22, 2016 (UMD 28-17)

SUCCESSFUL ONSIDE KICK

Spartans: Kevin Cronin vs. Baylor, Jan. 1, 2015 (MSU 42-41)
Opponent: Kaden Keon, Central Michigan, Sept. 29, 2018 (MSU 31-20)

DEFENSE

HELD TO 25 OR FEWER YARDS RUSHING

Spartans: 15 yards vs. Michigan (23 attempts), Oct. 20, 2018 (MSU 21-7)
Opponent: 8 yards by Northwestern (20 carries), Oct. 6, 2018 (NU 29-19)

HELD TO 50 OR FEWER YARDS RUSHING

Spartans: 15 yards vs. Michigan (23 attempts), Oct. 20, 2018 (MSU 21-7)
Opponent: 26 yards by Maryland (29 carries), Nov. 3, 2018 (MSU 24-3)

HELD TO 10 OR FEWER FIRST DOWNS

Spartans: 9 vs. Ohio State, Oct. 20, 2007 (OSU 24-17)
Opponent: 10 by Rutgers, Nov. 24, 2018 (MSU 14-10)

HELD TO 100 OR FEWER YARDS PASSING

Spartans: 79 yards vs. Michigan (7-28), Oct. 20, 2018 (UM 21-7)
Opponent: 74 yards by Maryland (8-24), Nov. 3, 2018 (MSU 24-3)

HELD TO 100 OR FEWER YARDS PASSING BACK-TO-BACK GAMES

Opponent: 40 yards by Rutgers (6-18-2), Nov. 12, 2016 (MSU 49-0); 86 yards by Ohio State (10-22-0), Nov. 19, 2016 (OSU 17-16)

HELD TO 100 OR FEWER TOTAL YARDS

Spartans: 94 yards vs. Michigan, Oct. 20, 2018 (UM 21-7)
Opponent: 100 yards by Maryland, Nov. 3, 2018 (MSU 24-3)

SHUTOUT RECORDED

Spartans: vs. Rutgers (49-0), Nov. 12, 2016
Opponent: by Alabama (38-0), Dec. 31, 2015

SHUTOUT RECORDED IN SPARTAN STADIUM

Spartans: vs. Rutgers (49-0), Nov. 12, 2016
Opponent: by Michigan (31-0), Oct. 12, 1985

SAFETY RECORDED

Spartans: William Gholston, vs. Northwestern, Nov. 17, 2012 (NU 23-20)
Opponent: Team (intentional), Ohio State, Nov. 10, 2018 (OSU 26-6)

PLAYER HAD THREE SACKS

Spartans: Riley Bulough, three vs. Western Michigan, Sept. 4, 2015 (MSU 37-24)
Opponent: Brandon Graham, Michigan, three, Oct. 25, 2008 (MSU 35-21)

SCORED TWO DEFENSIVE TOUCHDOWNS

Spartans: Two vs. Penn State (Demetrious Cox 77-yard fumble return; Malik McDowell 13-yard interception return), Nov. 28, 2015 (MSU 55-16)
Opponent: Two by Ohio State (Thaddeus Gibson fumble return; Jermale Hines fumble return), Oct. 18, 2008 (OSU 45-7)

SCORED TWO DEFENSIVE TOUCHDOWNS - SAME PLAYER

Spartans: Two vs. South Florida (Shilique Calhoun 4-yard fumble return; Calhoun 56-yard interception return), Sept. 7, 2013 (MSU 21-6)* (school record)

FOUR INTERCEPTIONS (TEAM)

Spartans: Four vs. Central Michigan (Robinson, Lewis, Bulough, Drummond), Sept. 24, 2011 (MSU 45-7)
Opponent: Four by Boston College, Dec. 28, 2007 (BC 24-21)

FORCED FIVE TURNOVERS

Spartans: Five vs. Michigan, 10/7/2017 (MSU 14-10)

TWO INTERCEPTIONS (INDIVIDUAL)

Spartans: David Dowell, two vs. Penn State, Nov. 4, 2017 (MSU 27-24)

PLAYER HAD THREE FORCED FUMBLES

Spartans: Joe Bachie, three vs. Maryland, Nov. 3, 2018 (MSU 24-3)

TEAM/MISCELLANEOUS

BIGGEST COMEBACK

Spartans: *35 points (down 38-3) vs. Northwestern on Oct. 21, 2006, with 38 straight points to win, 41-38.
* NCAA FBS Record

BIGGEST COMEBACK IN DANTONIO ERA

Spartans: 20 points (down 41-21 in third quarter vs. Baylor in 2015 Cotton Bowl Classic; MSU rallied to win 42-41).

SCORED 40 POINTS IN FIRST HALF

Spartans: 42 points (led 42-7 at half), beat Wyoming 56-14 on Sept. 27, 2014

SCORED 45 POINTS IN FIRST HALF

Spartans: *49 points (led 49-0 at half), beat Eastern Michigan 73-14 on Sept. 20, 2014
* Post-WWII Record.

600 YARDS TOTAL OFFENSE

Spartans: 662 vs. Indiana, Oct. 18, 2014 (MSU 56-17)
Opponent: 611 yards by Northwestern, Sept. 29, 2007 (NU 48-41, OT)

500 YARDS TOTAL OFFENSE

Spartans: 540 vs. Northwestern, Oct. 28, 2017 (NU 39-31 3OT)*
Opponent: 524, Ohio State, Nov. 11, 2017 (OSU 48-3)

300 YARDS RUSHING

Spartans: 330 vs. Indiana, Oct. 18, 2014 (MSU 56-17)
Opponent: 335, Ohio State, Nov. 11, 2017 (OSU 48-3)

300 YARDS RUSHING - BACK-TO-BACK GAMES

Spartans: 336 vs. Eastern Michigan, Sept. 20, 2014 (MSU 73-14); 348 vs. Wyoming, Sept. 27, 2014 (MSU 56-14)

400 YARDS TOTAL OFFENSE IN FIRST HALF

Spartans: 438 vs. UAB, Sept. 1, 2007 (MSU 55-18)

300 YARDS TOTAL OFFENSE IN FIRST HALF

Spartans: 334 vs. Rutgers, Nov. 22, 2014 (MSU 45-3)
Opponent: 320, Ohio State, Nov. 11, 2017 (OSU 48-3)

WON GAME ON FINAL PLAY - REGULATION

Spartans: Matt Coghlin, 34-yard field goal as time expired vs. Penn State, Nov. 4, 2017 (MSU 27-24)
Opponent: Brandon Ruiz, 28-yard field goal as time expired, Arizona State, Sept. 8, 2018 (ASU 16-13)



CAREER RECORDS

RUSHING YARDS

1.	Lorenzo White (1984-87)	4,887
2.	Javon Ringer (2005-08)	4,398
3.	Tico Duckett (1989-92)	4,212
4.	Blake Ezor (1986-89)	3,749
5.	Sedrick Irvin (1996-98)	3,504
6.	T.J. Duckett (1999-2001)	3,379
7.	Le'Veon Bell (2010-12)	3,346
8.	Jeremy Langford (2011-14)	2,967
9.	Duane Goulbourne (1992-94, 1996)	2,848
10.	LJ Scott (2015-18)	2,771

RUSHING ATTEMPTS

1.	Lorenzo White (1984-87)	1,082
2.	Javon Ringer (2005-08)	843
3.	Tico Duckett (1989-92)	836
4.	Blake Ezor (1986-89)	800
5.	Sedrick Irvin (1996-98)	755
6.	Le'Veon Bell (2010-12)	671
7.	Duane Goulbourne (1992-94, 1996)	627
8.	T.J. Duckett (1999-2001)	621
9.	LJ Scott (2015-18)	586

RUSHING TOUCHDOWNS

1.	Lorenzo White (1984-87)	43
2.	Jeremy Langford (2011-14)	40
3.	Jehuu Caulcrick (2004-07)	39
4.	Sedrick Irvin (1996-98)	35
5.	Javon Ringer (2005-08)	34
	Blake Ezor (1986-89)	34
7.	Le'Veon Bell (2010-12)	33
8.	T.J. Duckett (1999-2001)	29
9.	Lynn Chandnois (1946-49)	28
	Eric Allen (1969-71)	28
11.	Tico Duckett (1989-92)	26
12.	LJ Scott (2015-17)	25
	Craig Thomas (1990-93)	25

PASSING TOUCHDOWNS

1.	Connor Cook (2012-15)	71
2.	Kirk Cousins (2008-11)	66
3.	Jeff Smoker (2000-03)	61
4.	Bill Burke (1996-99)	46
5.	Dave Yarema (1982-86)	44
6.	Ed Smith (1976-78)	43
7.	Drew Stanton (2003-06)	42
8.	Brian Hoyer (2005-08)	35
9.	Brian Lewerke (2016-18)	30

RUSHING YARDS (QUARTERBACK ONLY)

1.	Charlie Baggett (1973-75)	1,706
2.	Drew Stanton (2003-06)	1,502
...		
	Brian Lewerke (2016-18)	829

TOTAL YARDS

1.	Connor Cook (2012-15)	9,403
2.	Kirk Cousins (2008-11)	9,004
3.	Jeff Smoker (2000-03)	8,714
4.	Drew Stanton (2003-06)	8,036
5.	Brian Hoyer (2005-08)	5,930
6.	Brian Lewerke (2016-18)	5,871

SEASON RECORDS

TACKLES FOR LOSS

1.	Julian Peterson (1999)	30
2.	Kenny Willekes (2018)	20.5

PASS BREAK-UPS

1.	Amp Campbell (1999)	26
2.	Cedric Henry (2000)	24
3.	Broderick Nelson (2001)	20
4.	Broderick Nelson (2002)	17
5.	Roderick Maples (2004)	16
	Lemar Marshall (1998)	16
	Ray Hill (1997)	16
8.	Justin Layne (2018)	15
	Amp Campbell (1997)	15

TOTAL OFFENSE

1.	Drew Stanton (2005)	3,415 (310.5 ypg)
2.	Brian Lewerke (2017)	3,352 (257.8)

TOUCHDOWN RECEPTIONS

1.	Charles Rogers (2001)	14
2.	Charles Rogers (2002)	13
3.	B.J. Cunningham (2011)	12
	Plaxico Burress (1999)	12
5.	Tony Lippett (2014)	11
6.	Felton Davis III (2017)	9
	B.J. Cunningham (2010)	9
	Blair White (2009)	9

PASSING ATTEMPTS

1.	Jeff Smoker (2003)	488
2.	Andrew Maxwell (2012)	446
3.	Kirk Cousins (2011)	419
4.	Brian Lewerke (2017)	417

PASSING COMPLETIONS

1.	Jeff Smoker (2003)	302
2.	Kirk Cousins (2011)	267
3.	Brian Lewerke (2017)	246

PASSING YARDS

1.	Jeff Smoker (2003)	3,395
2.	Kirk Cousins (2011)	3,316
3.	Connor Cook (2014)	3,214
4.	Connor Cook (2015)	3,131
5.	Drew Stanton (2005)	3,077
6.	Kirk Cousins (2010)	2,825
7.	Brian Lewerke (2017)	2,793

RUSHING YARDS (QUARTERBACK ONLY)

1.	Charlie Baggett (1974)	748
2.	Drew Stanton (2004)	687
3.	Charlie Baggett (1975)	645
4.	Brian Lewerke (2017)	559

SINGLE-GAME RECORDS

PASSING YARDS

1.	Brian Lewerke (vs. Northwestern 2017)	445
2.	Brian Lewerke (vs. Penn State 2017)	400
	Bill Burke (vs. Michigan 1999)	400
...		
T20.	Brian Lewerke (vs. Notre Dame 2017)	340

TOTAL OFFENSE

1.	Brian Lewerke (vs. Northwestern 2017)	475
2.	Brian Lewerke (vs. Penn State 2017)	425
3.	Connor Cook (vs. Indiana 2015)	416
4.	Drew Stanton (vs. Minnesota 2004)	410
5.	Drew Stanton (vs. Hawaii 2004)	406
6.	Brian Lewerke (vs. Notre Dame 2017)	390

PASSING ATTEMPTS

1.	Brian Hoyer (vs. Penn State 2006)	61
2.	Brian Lewerke (vs. Northwestern 2017)	57
3.	Brian Lewerke (vs. Penn State 2017)	56
4.	Jeff Smoker (vs. Ohio State 2003)	55
5.	Drew Stanton (vs. Iowa 2004)	54
	John Leister (vs. Purdue 1980)	54
7.	Kirk Cousins (vs. Notre Dame 2011)	53
8.	Connor Cook (vs. Indiana 2015)	52
9.	Brian Lewerke (vs. Northwestern 2018)	51
	Brian Lewerke (vs. Notre Dame 2017)	51

PASSING COMPLETIONS

1.	Brian Lewerke (vs. Northwestern 2017)	39
2.	Jeff Smoker (vs. Ohio State 2003)	35
3.	Kirk Cousins (vs. Notre Dame 2011)	34
4.	Brian Lewerke (vs. Penn State 2017)	33
5.	Jeff Smoker (vs. Indiana 2003)	32
	John Leister (vs. Purdue 1980)	32
7.	Brian Lewerke (vs. Northwestern 2018)	31
	Brian Lewerke (vs. Notre Dame 2017)	31
	Jim Miller (vs. Ohio State 1993)	31

RECEPTIONS

1.	Matt Trannon (vs. Eastern Michigan 2006)	14
2.	Devin Thomas (vs. Indiana 2007)	13
	Plaxico Burress (vs. Florida 2000)	13
4.	Felton Davis III (vs. Penn State 2017)	12
	B.J. Cunningham (vs. Notre Dame 2011)	12
	Blair White (vs. Northwestern 2009)	12
	Mitch Lyons (vs. Michigan 1992)	12
8.	Darrell Stewart (vs. Northwestern 2017)	11
	Four others with...	11

PASSING YARDS (TEAM)

1.	2017 vs. Northwestern	445
2.	2016 vs. Northwestern	424
3.	2017 vs. Penn State	400
	1999 vs. Michigan	400

PASSING COMPLETIONS (TEAM)

1.	2017 vs. Northwestern	39
2.	2013 vs. Ohio State	36
3.	2011 vs. Notre Dame	34
4.	2017 vs. Penn State	33
	Two other times...	33



2018 NUMERICAL ROSTER

No.	Name	Pos.	Ht.	Wt.	Elig.	Cl.	Exp.	Hometown (Previous School)
3	Xavier Henderson	S	6-1	200	Fr.	Fr.	HS	Reynoldsburg, Ohio (Pickerington Central)
3	LJ Scott	RB	6-1	225	Sr.	Sr.	3L	Youngstown, Ohio (Hubbard)
4	Matt Coghlin	K	5-9	190	So.	Jr.	1L	Cincinnati, Ohio (Archbishop Moeller)
4	C.J. Hayes	WR	6-1	205	Fr.	So.	RS	Bowling Green, Ky. (South Warren)
5	Andrew Dowell	LB	6-1	225	Sr.	Sr.	3L	North Ridgeville, Ohio (St. Edward)
6	Theo Day	QB	6-5	222	Fr.	Fr.	HS	Canton, Mich. (Divine Child)
6	David Dowell	S	6-1	206	Jr.	Sr.	2L	North Ridgeville, Ohio (St. Edward)
7	Michael Dowell	S	6-1	206	Fr.	Fr.	HS	North Ridgeville, Ohio (St. Edward)
7	Cody White	WR	6-3	210	So.	So.	1L	Novi, Mich. (Walled Lake Western)
8	Chris Jackson	CB	6-0	190	Fr.	Fr.	HS	Marietta, Ga. (Lassiter)
8	Jalen Nailor	WR	6-0	187	Fr.	Fr.	HS	Palmdale, Calif. (Bishop Gorman)
9	Dominique Long	CB	6-2	195	So.	So.	1L	Westerville, Ohio (Westerville South)
10	Matt Morrissey	S	6-3	211	Sr.	Sr.-5	3L	Lincolnshire, Ill. (Adlai E. Stevenson)
11	Connor Heyward	RB	6-0	229	So.	So.	1L	Duluth, Ga. (Peachtree Ridge)
12	Rocky Lombardi	QB	6-3	218	Fr.	So.	RS	Clive, Iowa (Valley)
13	Mickey Macius	QB	6-2	203	Sr.	Gr.	SQ	Arlington Heights, Ill. (Austin Peay)
13	Laress Nelson	WR	5-8	179	So.	So.	1L	Fort Lauderdale, Fla. (American Heritage)
14	Brian Lewerke	QB	6-3	220	Jr.	Sr.	2L	Phoenix, Ariz. (Pinnacle)
14	Davion Williams	CB	6-0	179	Fr.	Fr.	HS	Belleville, Mich. (Belleville)
15	La'Darius Jefferson	RB	6-1	223	Fr.	Fr.	HS	Columbia, Miss. (Muskegon)
16	Brandon Sowards	WR	6-0	187	Sr.	Sr.-5	2L	Wyandotte, Mich. (Roosevelt)
17	Tyriq Thompson	LB	6-1	245	Jr.	Sr.	2L	Detroit, Mich. (Martin Luther King)
18	Felton Davis III	WR	6-4	200	Sr.	Sr.	3L	Richmond, Va. (Highland Springs)
18	Kalon Gervin	CB	5-11	188	Fr.	Fr.	HS	Detroit, Mich. (Cass Technical)
19	Josh Butler	CB	6-0	184	Jr.	Sr.	2L	Mesquite, Texas (West Mesquite)
20	Emmanuel Flowers	WR	6-1	188	Fr.	So.	RS	Chino Hills, Calif. (Ayala)
20	Davis Lewandowski	WR	6-0	208	Jr.	Sr.	SQ	Okemos, Mich. (Okemos)
21	Cam Chambers	WR	6-2	214	So.	Jr.	1L	Sicklerville, N.J. (Timber Creek Regional)
21	Chase Kline	LB	6-4	232	Fr.	Fr.	HS	Chardon, Ohio (Chardon)
22	Josiah Scott	CB	5-10	175	So.	So.	1L	Hamilton, Ohio (Fairfield)
23	Nick Krumm	WR	5-10	185	Jr.	Sr.	1L	Commerce Twp., Mich. (Walled Lake Central)
23	Eli McLean	QB	6-2	200	Fr.	Fr.	HS	Pontiac, Mich. (Notre Dame Prep)
24	Elijah Collins	RB	6-0	205	Fr.	Fr.	HS	Detroit, Mich. (University of Detroit Jesuit)
24	Tre Person	CB	5-10	165	So.	So.	1L	Atlanta, Ga. (Westlake)
25	Jake Hartbarger	P	6-4	200	Sr.	Sr.-5	3L	Waterville, Ohio (Anthony Wayne)
25	Darrell Stewart Jr.	WR	6-2	217	Jr.	Sr.	2L	Houston, Texas (Nimitz)
26	Brandon Bouyer-Randle	LB	6-2	234	So.	Jr.	1L	Battle Creek, Mich. (Battle Creek Central)
27	Weston Bridges	RB	5-11	195	Fr.	So.	RS	Akron, Ohio (Copley)
27	Khari Willis	S	6-0	215	Sr.	Sr.	3L	Jackson, Mich. (Lumen Christi)
28	Jon Reschke	LB	6-3	235	Sr.	Sr.-6	3L	Sterling Heights, Mich. (Brother Rice)
29	Shakur Brown	CB	5-10	176	Fr.	So.	RS	Stockbridge, Ga. (Woodland)
30	Tanner Hallock	LB	6-1	227	Fr.	So.	RS	Grand Rapids, Mich. (Forest Hills Central)
31	Edward Warinner	LB	6-0	225	Fr.	Fr.	HS	Powell, Ohio (Olentangy Liberty)
32	Corey Pryor	S	5-10	212	So.	Jr.	SQ	Jackson, Mich. (Jackson)
33	Jeslord Boateng	LB	6-1	210	Fr.	Fr.	HS	Dublin, Ohio (Dublin Coffman)
34	Antjuan Simmons	LB	6-0	220	So.	So.	1L	Ann Arbor, Mich. (Pioneer)
35	Joe Bachie	LB	6-2	238	Jr.	Jr.	2L	Brook Park, Ohio (Berea-Midpark)
36	Jiah Norman	WR	5-11	186	Fr.	So.	RS	Houston, Texas (Hotchkiss School)
36	Noah Sargent	RB	6-0	200	So.	Jr.	SQ	Fenton, Mich. (Saginaw Valley State)
37	Dante Razzano	LB	6-2	226	So.	Jr.	SQ	Niles, Mich. (Edwardsburg)
38	Byron Bullough	LB	6-1	232	Sr.	Sr.-5	3L	Traverse City, Mich. (St. Francis)
39	Alante Thomas	RB	5-9	193	So.	Jr.	SQ	Detroit, Mich. (Saginaw Valley State)
40	Collin Lucas	FB	6-1	236	Sr.	Sr.-5	1L	Avon Lake, Ohio (Avon Lake)
41	Reid Burton	FB	6-1	240	So.	Jr.	SQ	East Lansing, Mich. (East Lansing)
41	Gerald Owens	DT	6-2	310	Sr.	Sr.-5	2L	Thorofare, N.J. (West Deptford)
42	Brent Mossburg	DE	6-2	223	Fr.	So.	RS	Carleton, Mich. (Airport)
43	Jack Mandryk	S	6-0	188	Fr.	So.	RS	Hudsonville, Mich. (Hudsonville)
44	Grayson Miller	LB	6-3	215	Sr.	Sr.	3L	Georgetown, Ky. (Scott)
45	Noah Harvey	LB	6-3	227	Fr.	So.	RS	Hartland, Wis. (Arrowhead)
45	Ben Line	FB	6-2	253	Sr.	Sr.-5	SQ	Oxford, Mich. (Robert Morris)
47	Ryan Armour	LS	6-0	225	Jr.	Sr.	SQ	Traverse City, Mich. (St. Francis)
48	Kenny Willekes	DE	6-4	260	Jr.	Sr.	1L	Rockford, Mich. (NorthPointe Christian)
49	David Kruse	LB	6-0	202	Fr.	Fr.	HS	Lowell, Mich. (Lowell)
49	Max Rosenthal	FB	6-2	255	Fr.	So.	RS	Winnetka, Ill. (New Trier Township Winnetka)

EXP. KEY – HS: High School; RS: Redshirted; JC: Junior College; TR: Transfer; SQ: Squad Member; L: Letters Earned.

2018 NUMERICAL ROSTER



No.	Name	Pos.	Ht.	Wt.	Elig.	Cl.	Exp.	Hometown (Previous School)
50	Nick Chudler	LS	6-0	205	Fr.	Fr.	HS	Novi, Mich. (Orchard Lake St. Mary's)
52	Dillon Alexander	DE	6-4	235	Sr.	Sr.-5	2L	Forsyth, Ga. (Lambert)
53	Peter Fisk	LB	6-1	222	So.	Jr.	SQ	Grand Rapids, Mich. (Deerfield Academy)
54	Mitchell Sokol	LB	6-3	220	Fr.	So.	RS	Rochester, Mich. (Orchard Lake St. Mary's)
55	Jordan Reid	OT	6-4	275	So.	So.	1L	Mount Clemens, Mich. (Cass Tech)
55	Zach Slade	DE	6-4	247	Fr.	Fr.	HS	Lewis Center, Ohio (Olentangy)
56	Matt Carrick	OG	6-4	317	Fr.	So.	RS	Minerva, Ohio (Perry)
57	Collin Cafilisch	LS	6-4	290	Jr.	Sr.	2L	Canton, Mich. (Canton)
58	Terry O'Connor	LB	6-3	218	Fr.	Fr.	HS	Traverse City, Mich. (Traverse City Central)
59	David Beedle	OG	6-5	330	Sr.	Sr.-5	3L	Clarkston, Mich. (Clarkston)
61	Cole Chewins	OT	6-8	290	Jr.	Sr.	2L	Clarkston, Mich. (Clarkston)
62	Luke Campbell	OT	6-5	290	So.	Jr.	1L	Lewis Center, Ohio (Olentangy)
63	Noah Listermann	OL	6-8	313	Jr.	Sr.	SQ	Cincinnati, Ohio (Winton Woods)
64	Matt Allen	C	6-3	300	So.	Jr.	1L	Hinsdale, Ill. (Hinsdale Central)
64	Jacob Slade	DL	6-3	266	Fr.	Fr.	HS	Lewis Center, Ohio (Olentangy)
66	Blake Bueter	OL	6-4	308	Fr.	So.	RS	Howell, Mich. (Detroit Catholic Central)
67	Bryce Wilker	OL	6-5	306	Jr.	Sr.	SQ	Belding, Mich. (Belding Area)
68	Dan VanOpstall	OL	6-6	276	Fr.	Fr.	HS	Jenison, Mich. (Jenison)
69	Tommy Liesveld	OL	6-6	280	So.	Jr.	SQ	Bloomfield Hills, Mich. (Saginaw Valley State)
70	Tyler Higby	OG	6-5	285	Jr.	Sr.	2L	Houston, Texas (The Kinkaid School)
71	James Ohonba	OL	6-4	341	Fr.	Fr.	HS	Stockbridge, Ga. (Woodland)
72	Mike Panasiuk	DT	6-4	285	Jr.	Jr.	2L	Roselle, Ill. (Lake Park West)
73	Jacob Isaia	OL	6-3	286	Fr.	Fr.	HS	Las Vegas, Nev. (Bishop Gorman)
74	Jack Henrichs	OT	6-6	275	Fr.	So.	RS	Thiensville, Wis. (Homestead)
75	Kevin Jarvis	OG	6-4	321	So.	So.	1L	Chicago, Ill. (Maine South)
76	AJ Arcuri	OT	6-7	285	So.	Jr.	SQ	Powell, Ohio (Olentangy Liberty)
77	Dimitri Douglas	OL	6-4	290	Fr.	Fr.	HS	Saline, Mich. (Saline)
79	Mustafa Khaleefah	OT	6-5	280	Fr.	So.	RS	Dearborn Heights, Mich. (Dearborn)
80	Jalen Allen	WR	5-11	180	Fr.	Fr.	HS	Ypsilanti, Mich. (Ypsilanti)
80	Matt Seybert	DE	6-4	250	Jr.	Sr.	1L	Traverse City, Mich. (Buffalo)
81	Matt Sokol	TE	6-6	260	Sr.	Sr.-5	3L	Rochester, Mich. (Adams)
82	Javez Alexander	WR	6-2	187	Fr.	Fr.	HS	Sandusky, Ohio (Sandusky)
83	Mufi Hill-Hunt	DT	6-5	285	So.	Jr.	SQ	Sandy, Utah (Taylorsville)
83	Andre Welch	WR	5-9	170	So.	So.	1L	East Kentwood, Mich. (East Kentwood)
84	Noah Davis	TE	6-4	251	So.	Jr.	1L	Cincinnati, Ohio (St. Xavier)
85	Khylin Barton	WR	6-1	200	So.	Jr.	SQ	Zeeland, Mich. (Zeeland East)
86	Drew Beesley	DE	6-2	250	So.	Jr.	SQ	Rochester Hills, Mich. (Warren De La Salle)
86	Jonathan Brys	TE	6-5	265	So.	So.	TR	Jackson, Mich. (New Mexico)
87	Jahz Watts	WR	5-11	173	Fr.	So.	RS	Belleville, Mich. (Belleville)
88	Trenton Gillison	TE	6-4	250	Fr.	Fr.	HS	Pickerington, Ohio (Pickerington Central)
89	Matt Dotson	TE	6-5	250	So.	So.	1L	Kenwood, Ohio (Archbishop Moeller)
91	Jack Camper	DE	6-4	248	Fr.	So.	RS	Virginia Beach, Va. (IMG Academy)
92	William Przystup	P	6-4	244	Fr.	Fr.	HS	Oviedo, Fla. (Oviedo)
92	DeAri Todd	DT	6-2	280	Fr.	So.	RS	Lorain, Ohio (Clearview)
93	Naquan Jones	DT	6-4	339	So.	Jr.	1L	Evanston, Ill. (Evanston Township)
94	Chase Gianacakos	TE	6-6	296	Sr.	Sr.-5	2L	St. Charles, Ill. (St. Charles North)
94	Dashaun Mallory	DT	6-1	331	Fr.	Fr.	HS	Bolingbrook, Ill. (Bolingbrook)
96	Jacob Panasiuk	DE	6-3	254	So.	So.	1L	Roselle, Ill. (Lake Park West)
97	Justice Alexander	DE	6-5	260	Jr.	Sr.	SQ	Macedonia, Ohio (Nardon)
97	Tyler Hunt	K	6-2	219	Fr.	So.	RS	Gobles, Mich. (Gobles)
98	Parks Gissing	DE	6-2	224	Fr.	Fr.	HS	Los Angeles, Calif. (Chaminade College Prep)
98	Cole Hahn	K	5-10	192	Fr.	So.	RS	West Des Moines, Iowa (Valley)
99	Bryce Baringer	P	6-3	195	Fr.	So.	TR	Waterford, Mich. (Illinois)
99	Raequan Williams	DT	6-4	300	Jr.	Sr.	2L	Chicago, Ill. (DePaul College Prep)

EXP. KEY – HS: High School; RS: Redshirted; JC: Junior College; TR: Transfer; SQ: Squad Member; L: Letters Earned.

PRONUNCIATION GUIDE

#4 Matt Coghlin: cog-lynn	#18 Kalon Gervin: cay-lynn	#48 Kenny Willekes: WILL-uh-KISS	#79 Mustafa Khaleefah: MOO-stuh-fuh kuh-LEE-fuh	#92 DeAri Todd: DEE-ar-E
#13 Mickey Macius: MAY-shiss	#26 Brandon Bouyer-Randle: BOY-yer-Randle	#94 Chase Gianacakos: YAHN-uh-cock-OSE	#81 Matt Sokol: SO-kull	#93 Naquan Jones: NAY-kwon
#13 Laress Nelson: LUH-reece	#27 Khari Willis: car-Ë	#72 Mike Panasiuk: pah-na-shuke (rhymes with luke)	#82 Javez Alexander: Jay-vez	#96 Jacob Panasiuk: pah-na-shuke (rhymes with luke)
#14 Brian Lewerke: luh-WUHR-key	#29 Shakur Brown: sha-coor	#75 Jacob Isaia: E-sigh-uh	#83 Mufi Hill-Hunt: MOO-fee	#99 Raequan Williams: RAY-kwon
#15 Brandon Sowards: SOW-irds (rhymes with wow)	#34 Antjuan Simmons: ANN-twon	#76 AJ Arcuri: r-CURE-e	#92 William Przystup: Priss-tup	
#17 Tyriq Thompson: ty-REEK	#35 Joe Bachie: bah-chee (or like bocce ball)			
	#38 Byron Bullough: BULL-uh			



2018 ALPHABETICAL ROSTER

No.	Name	Pos.	Ht.	Wt.	Elig.	Cl.	Exp.	Hometown (Previous School)
52	Dillon Alexander	DE	6-4	235	Sr.	Sr.-5	2L	Forsyth, Ga. (Lambert)
82	Javez Alexander	WR	6-2	187	Fr.	Fr.	HS	Sandusky, Ohio (Sandusky)
97	Justice Alexander	DE	6-5	260	Jr.	Sr.	SQ	Macedonia, Ohio (Nordonio)
80	Jalen Allen	WR	5-11	180	Fr.	Fr.	HS	Ypsilanti, Mich. (Ypsilanti)
64	Matt Allen	C	6-3	300	So.	Jr.	1L	Hinsdale, Ill. (Hinsdale Central)
76	AJ Arcuri	OT	6-7	285	So.	Jr.	SQ	Powell, Ohio (Olentangy Liberty)
47	Ryan Armour	LS	6-0	225	Jr.	Sr.	SQ	Traverse City, Mich. (St. Francis)
35	Joe Bachie	LB	6-2	238	Jr.	Jr.	2L	Brook Park, Ohio (Berea-Midpark)
99	Bryce Baringer	P	6-3	195	Fr.	So.	TR	Waterford, Mich. (Illinois)
85	Khylin Barton	WR	6-1	200	So.	Jr.	SQ	Zeeland, Mich. (Zeeland East)
59	David Beedle	OG	6-5	330	Sr.	Sr.-5	3L	Clarkston, Mich. (Clarkston)
86	Drew Beesley	DE	6-2	250	So.	Jr.	SQ	Rochester Hills, Mich. (Warren De La Salle)
33	Jeslord Boateng	LB	6-1	210	Fr.	Fr.	HS	Dublin, Ohio (Dublin Coffman)
26	Brandon Bouyer-Randle	LB	6-2	234	So.	Jr.	1L	Battle Creek, Mich. (Battle Creek Central)
27	Weston Bridges	RB	5-11	195	Fr.	So.	RS	Akron, Ohio (Copley)
29	Shakur Brown	CB	5-10	176	Fr.	So.	RS	Stockbridge, Ga. (Woodland)
86	Jonathan Brys	TE	6-5	265	So.	So.	TR	Jackson, Mich. (New Mexico)
66	Blake Bueter	OL	6-4	308	Fr.	So.	RS	Howell, Mich. (Detroit Catholic Central)
38	Byron Bullough	LB	6-1	232	Sr.	Sr.-5	3L	Traverse City, Mich. (St. Francis)
41	Reid Burton	FB	6-1	240	So.	Jr.	SQ	East Lansing, Mich. (East Lansing)
19	Josh Butler	CB	6-0	184	Jr.	Sr.	2L	Mesquite, Texas (West Mesquite)
57	Collin Caflisch	LS	6-4	290	Jr.	Sr.	2L	Canton, Mich. (Canton)
62	Luke Campbell	OT	6-5	290	So.	Jr.	1L	Lewis Center, Ohio (Olentangy)
91	Jack Camper	DE	6-4	248	Fr.	So.	RS	Virginia Beach, Va. (IMG Academy)
56	Matt Carrick	OG	6-4	317	Fr.	So.	RS	Minerva, Ohio (Perry)
21	Cam Chambers	WR	6-2	214	So.	Jr.	1L	Sicklerville, N.J. (Timber Creek Regional)
61	Cole Chewins	OT	6-8	290	Jr.	Sr.	2L	Clarkston, Mich. (Clarkston)
50	Nick Chudler	LS	6-0	205	Fr.	Fr.	HS	Novi, Mich. (Orchard Lake St. Mary's)
4	Matt Coghlin	K	5-9	190	So.	Jr.	1L	Cincinnati, Ohio (Archbishop Moeller)
24	Elijah Collins	RB	6-0	205	Fr.	Fr.	HS	Detroit, Mich. (University of Detroit Jesuit)
18	Felton Davis III	WR	6-4	200	Sr.	Sr.	3L	Richmond, Va. (Highland Springs)
84	Noah Davis	TE	6-4	251	So.	Jr.	1L	Cincinnati, Ohio (St. Xavier)
6	Theo Day	QB	6-5	222	Fr.	Fr.	HS	Canton, Mich. (Divine Child)
89	Matt Dotson	TE	6-5	250	So.	So.	1L	Kenwood, Ohio (Archbishop Moeller)
77	Dimitri Douglas	OL	6-4	290	Fr.	Fr.	HS	Saline, Mich. (Saline)
5	Andrew Dowell	LB	6-1	225	Sr.	Sr.	3L	North Ridgeville, Ohio (St. Edward)
6	David Dowell	S	6-1	206	Jr.	Sr.	2L	North Ridgeville, Ohio (St. Edward)
7	Michael Dowell	S	6-1	206	Fr.	Fr.	HS	North Ridgeville, Ohio (St. Edward)
53	Peter Fisk	LB	6-1	222	So.	Jr.	SQ	Grand Rapids, Mich. (Deerfield Academy)
20	Emmanuel Flowers	WR	6-1	188	Fr.	So.	RS	Chino Hills, Calif. (Ayala)
18	Kalon Gervin	CB	5-11	188	Fr.	Fr.	HS	Detroit, Mich. (Cass Technical)
94	Chase Gianacacos	TE	6-6	296	Sr.	Sr.-5	2L	St. Charles, Ill. (St. Charles North)
88	Trenton Gillison	TE	6-4	250	Fr.	Fr.	HS	Pickerington, Ohio (Pickerington Central)
98	Parks Gissinger	DE	6-2	224	Fr.	Fr.	HS	Los Angeles, Calif. (Chaminade College Prep)
98	Cole Hahn	K	5-10	192	Fr.	So.	RS	West Des Moines, Iowa (Valley)
30	Tanner Hallock	LB	6-1	227	Fr.	So.	RS	Grand Rapids, Mich. (Forest Hills Central)
25	Jake Hartbarger	P	6-4	200	Sr.	Sr.-5	3L	Waterville, Ohio (Anthony Wayne)
45	Noah Harvey	LB	6-3	227	Fr.	So.	RS	Hartland, Wis. (Arrowhead)
4	C.J. Hayes	WR	6-1	205	Fr.	So.	RS	Bowling Green, Ky. (South Warren)
3	Xavier Henderson	S	6-1	200	Fr.	Fr.	HS	Reynoldsburg, Ohio (Pickerington Central)
74	Jack Henrichs	OT	6-6	275	Fr.	So.	RS	Thiensville, Wis. (Homestead)
11	Connor Heyward	RB	6-0	229	So.	So.	1L	Duluth, Ga. (Peachtree Ridge)
70	Tyler Higby	OG	6-5	285	Jr.	Sr.	2L	Houston, Texas (The Kinkaid School)
83	Mufi Hill-Hunt	DT	6-5	285	So.	Jr.	SQ	Sandy, Utah (Taylorsville)
97	Tyler Hunt	K	6-2	219	Fr.	So.	RS	Gobles, Mich. (Gobles)
73	Jacob Isaia	OL	6-3	286	Fr.	Fr.	HS	Las Vegas, Nev. (Bishop Gorman)
8	Chris Jackson	CB	6-0	190	Fr.	Fr.	HS	Marietta, Ga. (Lassiter)
75	Kevin Jarvis	OG	6-4	321	So.	So.	1L	Chicago, Ill. (Maine South)
15	La'Darius Jefferson	RB	6-1	223	Fr.	Fr.	HS	Columbia, Miss. (Muskegon)
93	Naquan Jones	DT	6-4	339	So.	Jr.	1L	Evanston, Ill. (Evanston Township)
79	Mustafa Khaleefah	OT	6-5	280	Fr.	So.	RS	Dearborn Heights, Mich. (Dearborn)
21	Chase Kline	LB	6-4	232	Fr.	Fr.	HS	Chardon, Ohio (Chardon)
23	Nick Krumm	WR	5-10	185	Jr.	Sr.	1L	Commerce Township, Mich. (Walled Lake Central)
49	David Kruse	LB	6-0	202	Fr.	Fr.	HS	Lowell, Mich. (Lowell)

EXP. KEY – HS: High School; RS: Redshirted; JC: Junior College; TR: Transfer; SQ: Squad Member; L: Letters Earned.

2018 ALPHABETICAL ROSTER



No.	Name	Pos.	Ht.	Wt.	Elig.	Cl.	Exp.	Hometown (Previous School)
20	Davis Lewandowski	WR	6-0	208	Jr.	Sr.	SQ	Okemos, Mich. (Okemos)
14	Brian Lewerke	QB	6-3	220	Jr.	Sr.	2L	Phoenix, Ariz. (Pinnacle)
69	Tommy Liesveld	OL	6-6	280	So.	Jr.	SQ	Bloomfield Hills, Mich. (Saginaw Valley State)
45	Ben Line	FB	6-2	253	Sr.	Sr.-5	SQ	Oxford, Mich. (Robert Morris)
63	Noah Listermann	OL	6-8	313	Jr.	Sr.	SQ	Cincinnati, Ohio (Winton Woods)
12	Rocky Lombardi	QB	6-3	218	Fr.	So.	RS	Clive, Iowa (Valley)
9	Dominique Long	CB	6-2	195	So.	So.	1L	Westerville, Ohio (Westerville South)
40	Collin Lucas	FB	6-1	236	Sr.	Sr.-5	1L	Avon Lake, Ohio (Avon Lake)
13	Mickey Macius	QB	6-2	203	Sr.	Gr.	SQ	Arlington Heights, Ill. (Austin Peay)
94	Dashaun Mallory	DT	6-1	331	Fr.	Fr.	HS	Bolingbrook, Ill. (Bolingbrook)
43	Jack Mandryk	S	6-0	188	Fr.	So.	RS	Hudsonville, Mich. (Hudsonville)
23	Eli McLean	QB	6-2	200	Fr.	Fr.	HS	Pontiac, Mich. (Notre Dame Prep)
44	Grayson Miller	LB	6-3	215	Sr.	Sr.	3L	Georgetown, Ky. (Scott)
10	Matt Morrissey	S	6-3	211	Sr.	Sr.-5	3L	Lincolnshire, Ill. (Adlai E. Stevenson)
42	Brent Mossburg	DE	6-2	223	Fr.	So.	RS	Carleton, Mich. (Airport)
8	Jalen Nailor	WR	6-0	187	Fr.	Fr.	HS	Palmdale, Calif. (Bishop Gorman)
13	Laress Nelson	WR	5-8	179	So.	So.	1L	Fort Lauderdale, Fla. (American Heritage)
36	Jiah Norman	WR	5-11	186	Fr.	So.	RS	Houston, Texas (Hotchkiss School)
58	Terry O'Connor	LB	6-3	218	Fr.	Fr.	HS	Traverse City, Mich. (Traverse City Central)
71	James Ohonba	OL	6-4	341	Fr.	Fr.	HS	Stockbridge, Ga. (Woodland)
41	Gerald Owens	DT	6-2	310	Sr.	Sr.-5	2L	Thorofare, N.J. (West Deptford)
96	Jacob Panasiuk	DE	6-3	254	So.	So.	1L	Roselle, Ill. (Lake Park West)
72	Mike Panasiuk	DT	6-4	285	Jr.	Jr.	2L	Roselle, Ill. (Lake Park West)
24	Tre Person	CB	5-10	165	So.	So.	1L	Atlanta, Ga. (Westlake)
32	Corey Pryor	S	5-10	212	So.	Jr.	SQ	Jackson, Mich. (Jackson)
92	William Przystup	P	6-4	244	Fr.	Fr.	HS	Oviedo, Fla. (Oviedo)
37	Dante Razzano	LB	6-2	226	So.	Jr.	SQ	Niles, Mich. (Edwardsburg)
55	Jordan Reid	OT	6-4	275	So.	So.	1L	Mount Clemens, Mich. (Cass Tech)
28	Jon Reschke	LB	6-3	235	Sr.	Sr.-6	3L	Sterling Heights, Mich. (Brother Rice)
49	Max Rosenthal	FB	6-2	255	Fr.	So.	RS	Winnetka, Ill. (New Trier Township Winnetka)
36	Noah Sargent	RB	6-0	200	So.	Jr.	SQ	Fenton, Mich. (Saginaw Valley State)
22	Josiah Scott	CB	5-10	175	So.	So.	1L	Hamilton, Ohio (Fairfield)
3	L.J. Scott	RB	6-1	225	Sr.	Sr.	3L	Youngstown, Ohio (Hubbard)
80	Matt Seybert	DE	6-4	250	Jr.	Sr.	1L	Traverse City, Mich. (Buffalo)
34	Antjuan Simmons	LB	6-0	220	So.	So.	1L	Ann Arbor, Mich. (Pioneer)
64	Jacob Slade	DL	6-3	266	Fr.	Fr.	HS	Lewis Center, Ohio (Olentangy)
55	Zach Slade	DE	6-4	247	Fr.	Fr.	HS	Lewis Center, Ohio (Olentangy)
81	Matt Sokol	TE	6-6	260	Sr.	Sr.-5	3L	Rochester, Mich. (Adams)
54	Mitchell Sokol	LB	6-3	220	Fr.	So.	RS	Rochester, Mich. (Orchard Lake St. Mary's)
16	Brandon Sowards	WR	6-0	187	Sr.	Sr.-5	2L	Wyandotte, Mich. (Roosevelt)
25	Darrell Stewart Jr.	WR	6-2	217	Jr.	Sr.	2L	Houston, Texas (Nimitz)
39	Alante Thomas	RB	5-9	193	So.	Jr.	SQ	Detroit, Mich. (Saginaw Valley State)
17	Tyriq Thompson	LB	6-1	245	Jr.	Sr.	2L	Detroit, Mich. (Martin Luther King)
92	DeAri Todd	DT	6-2	280	Fr.	So.	RS	Lorain, Ohio (Clearview)
68	Dan VanOpstall	OL	6-6	276	Fr.	Fr.	HS	Jenison, Mich. (Jenison)
31	Edward Warinner	LB	6-0	225	Fr.	Fr.	HS	Powell, Ohio (Olentangy Liberty)
87	Jahz Watts	WR	5-11	173	Fr.	So.	RS	Belleville, Mich. (Belleville)
83	Andre Welch	WR	5-9	170	So.	So.	1L	East Kentwood, Mich. (East Kentwood)
7	Cody White	WR	6-3	210	So.	So.	1L	Novi, Mich. (Walled Lake Western)
67	Bryce Wilker	OL	6-5	306	Jr.	Sr.	SQ	Belding, Mich. (Belding Area)
48	Kenny Willekes	DE	6-4	260	Jr.	Sr.	1L	Rockford, Mich. (NorthPointe Christian)
14	Davion Williams	CB	6-0	179	Fr.	Fr.	HS	Belleville, Mich. (Belleville)
99	Raequan Williams	DT	6-4	300	Jr.	Sr.	2L	Chicago, Ill. (DePaul College Prep)
27	Khari Willis	S	6-0	215	Sr.	Sr.	3L	Jackson, Mich. (Lumen Christi)

EXP. KEY – HS: High School; RS: Redshirted; JC: Junior College; TR: Transfer; SQ: Squad Member; L: Letters Earned.

PRONUNCIATION GUIDE

#82 Javez Alexander: Jay-vez
 #76 AJ Arcuri: r-CURE-e
 #35 Joe Bachie:
 bah-chee (or like bocce ball)
 #26 Brandon Bouyer-Randle:
 BOY-er-Randle
 #29 Shakur Brown: sha-coor

#38 Byron Bullough: BULL-uh
 #4 Matt Coglin: cog-lynn
 #18 Kalon Gervin: cay-lynn
 #94 Chase Gianacacos:
 YAHN-uh-cock-OSE
 #83 Mufi Hill-Hunt: MOO-fee
 #75 Jacob Isaia: E-sigh-uh

#93 Naquan Jones: NAY-kwon
 #79 Mustafa Khaleefah:
 MOO-stuh-fuh cuh-LEE-fuh
 #14 Brian Lewerke:
 luh-WUHR-key
 #13 Mickey Macius: MAY-shiss
 #13 Laress Nelson: LUH-reece

#96 Jacob Panasiuk:
 pah-na-shuke (rhymes with luke)
 #72 Mike Panasiuk:
 pah-na-shuke (rhymes with luke)
 #92 William Przystup: Priss-tup
 #34 Antjuan Simmons: ANN-twon
 #81 Matt Sokol: SO-kull

#15 Brandon Sowards:
 SOW-irds (rhymes with wow)
 #17 Tyriq Thompson: ty-REEK
 #92 DeAri Todd: DEE-ar-E
 #48 Kenny Willekes:
 WILL-uh-KISS
 #27 Khari Willis: car-Ë
 #99 Raequan Williams:



2018 SPARTAN FOOTBALL GAME NOTES



CAREER NOTES: Fifth-year senior and two-year letterwinner will see time in the playing rotation at defensive end after missing first four games with an injury . . . former walk-on earned a scholarship in the spring of 2017 . . . has 11 tackles in 15 career games with four starts.

2018 SEASON (SENIOR): After missing first four games of season, returned to action against Northwestern and posted two tackles.

D. ALEXANDER'S CAREER HIGHS

Tackles: 3, vs. Ohio State (11/19/16)

D. ALEXANDER'S STATISTICS

	G/GS	UT	AT	TM	TFL	SACKS	INT	PBU	FR	FF
2015	0/0	0	0	0	0-0	0-0	0-0	0	0-0	0
2016	3/0	2	3	5	1-1	0-0	0-0	0	1-0	0
2017	11/4	0	4	4	0-0	0-0	0-0	0	0-0	0
2018	1/0	0	2	2	0-0	0-0	0-0	0	0-0	0
Career	15/4	2	9	11	1-1	0-0	0-0	0	1-0	0



CAREER NOTES: Third-year player who is versatile along offensive line . . . his older brother, Jack, was a four-year starter (2012-15) and two-time first-team All-America center (2014-15) for the Spartans who spent his rookie season (2016) in the NFL with the New Orleans Saints . . . his other older brother, Brian, was also a four-year letterwinner for the Spartans (2014-17), and was selected in the fourth round of the 2018 NFL Draft by the Los Angeles Rams.

2018 SEASON (SOPHOMORE): Has played in nine games at center, including starting six (Indiana, Central Michigan, Northwestern, Penn State, Michigan, Rutgers) . . . missed three games (Purdue, Maryland, Ohio State) due to injury, then returned to limited action at Nebraska and returned to starting line up for Rutgers game . . . has seen action in 500 total snaps . . . ranks second on the team in dominators (10) and fourth in knockdowns (26) . . . after missing three games, returned to limited action at Nebraska and played 39 snaps, logging two knockdowns and one dominator . . . started Michigan game at center and played 37 snaps before suffering injury, tallying two knockdowns . . . started at center at Penn State and logged 88 snaps, posting unit best four dominators, as well as one chop block and one knockdown . . . started Northwestern game at center and played 81 snaps, logging unit bests two dominators and 3.5 knockdowns . . . earned the MSU Offensive Player of the Week team award for Central Michigan game after starting at center and posting unit-best tying 74 snaps, including tallying one dominator and led the unit with four knockdowns, with his brother, Brian, on the sidelines . . . started at center at Indiana and played a unit-high tying 66 snaps, recording one dominator and 0.5 knockdown; became the third member of his family (older brothers Jack and Brian) to start at center for the Spartans, and brother, Jack, was on the sidelines . . . played 32 snaps at center at Arizona State, logging one knockdown . . . saw action in season opener vs. Utah State, playing 27 snaps and posting one dominator and one knockdown.



CAREER NOTES: Third-year long snapper joined the team as a walk on in spring practice in 2016 . . . was awarded a scholarship announced during bye week.

2018 SEASON (JUNIOR): Has started at long snapper all 12 games . . . snapped on eight punts and two extra points in Rutgers game . . . snapped on seven punts and three field goal attempts in cold, windy and snowy conditions at Nebraska . . . snapped on nine punts and three field goals against Ohio State . . . snapped on six punts, three PATs and one field goal at Maryland in cold, windy conditions . . . snapped season-high of some form in four straight weeks (Northwestern, Penn State, Michigan, Purdue) most recently with season-high tying three field goals in Purdue game, in addition to two PATs and four punts . . . snapped on season-high 11 snaps on punts along with one PAT in Michigan game . . . earned the MSU Special Units Player of the Week team award after snapping on then-season high with snaps on 10 punts, along with three PATs, one fake punt and one fake field goal at Penn State, as well as posting two tackles and downing a punt at the 2-yard line . . . snapped on seven punts, one PAT and two field goals in Northwestern game, helping Matt Coghlin break the MSU record for consecutive field goals with the second FG of the game . . . snapped on four PATs, four punts and one field goal in win over Central Michigan . . . snapped on six punts, season-high five PATs and one fake field goal for a touchdown at Indiana . . . snapped on two field goals, one PAT and six punts at Arizona State . . . snapped on three field goals, three PATs and two punts in Spartan debut against Utah State.

2018 SPARTAN FOOTBALL GAME NOTES



- FIRST-TEAM ALL-BIG TEN (COACHES, ESPN.COM, PHIL STEELE)
- SECOND-TEAM ALL-BIG TEN (MEDIA, AP)
- MSU DOWNTOWN COACHES CLUB AWARD - OUTSTANDING DEFENSIVE PLAYER

CAREER NOTES: Two-year starting middle linebacker . . . one of three team captains . . . member of the team's Eagles leadership council . . . has 206 career tackles, including 19.0 tackles for loss and 4.5 sacks, adding four interceptions, seven pass break-ups, five forced fumbles and two fumble recoveries in 31 career games with 25 consecutive starts . . . has won three Big Ten Defensive Player of the Week honors.

2018 SEASON (JUNIOR): Earned first-team All-Big Ten honors by the coaches, ESPN.com and Phil Steele, and second-team honors by the media and AP . . . named recipient of the MSU Downtown Coaches Club Award for most outstanding defensive player . . . voted one of three team captains in vote by team . . . leads MSU defense and ranks tied for 11th in the B1G and tied for 81st in FBS with 94 total tackles (42 solo, 52 assists) . . . also ranks tied for 13th in conference and tied for 91st in country with 7.83 tackles per game . . . tops the defense with 244 production points . . . has nine career games with double-digit tackles, including four this season . . . led or shared the team lead in tackles in first three games of season before not having top tackling honors in CMU, NU and PSU games as offenses have deterred from the middle of the Spartan defense, before sharing team lead in Michigan game . . . posted game-high 12 stops in Rutgers game, adding 1.5 TFL, logging a defense-leading 19 production points . . . notched nine tackles including 0.5 tackle for loss at Nebraska, registering 18 production points . . . posted five tackles against Ohio State . . . registered seven tackles, including two for loss, along with three forced fumbles, one fumble recovery and adding two pass break-ups at Maryland, earning Big Ten Defensive Player of the Week accolades and posting a season personal best and season team-high 46 production points, earning MSU Defensive Player of the Week team award . . . logged eight tackles, with one tackle for loss and one pass break-up against Purdue, recording 12 production points, which shared the lead for linebacker unit . . . posted 10 tackles against Michigan . . . tallied four tackles including one tackle for loss at Penn State, with the TFL coming late in the fourth quarter, forcing PSU to punt and setting up MSU's game-winning drive, finishing with 20 production points, which led the linebacker unit and ranked tied for second overall on defense, all in playing all 64 defensive snaps . . . posted six stops and career-high two pass break-ups vs. Northwestern, notching 19 production points, which led linebackers and ranked fourth on defense . . . tallied three tackles in Central Michigan game . . . posted nine stops at Indiana, logging 22 production points, which led the linebacker unit and was second overall on the defense . . . tallied team-best and game-high tying 10 tackles at Arizona State, including one tackle for loss on a sack, ending game with defensive unit leading 14 production points . . . started against Utah State and led MSU's defense with 11 tackles, including 1.5 for loss, adding one interception, which came on USU's final drive with an acrobatic block of pass attempt to bat ball in air and then caught it to seal MSU's victory . . . registered 32 production points to lead the defense.

BACHIE'S CAREER HIGHS

Tackles: 13, vs. Indiana (10/21/17)

Tackles For Loss: 3.5, vs. Iowa (9/30/17)

Sacks: 1, four times (last vs. Arizona State, 9/8/18)

Fumble Recovery: 1, twice (last vs. Maryland, 11/3/18)

Interception: 1, four times (last vs. Utah State, 8/31/18)

Pass Break-Ups: 2, twice (last vs. Maryland, 11/3/18)

Forced Fumbles: 3, vs. Maryland (11/3/18)

BACHIE'S STATISTICS

	G/GS	UT	AT	TM	TFL	SACKS	INT	PBU	FR	FF
2016	6/0	3	9	12	2.0-6	0-0	0-0	0	0-0	0
2017	13/13	46	54	100	8.5-29	3.5-16	3-15	2	1-0	2
2018	12/12	42	52	94	8.5-21	1.0-2	1-1	5	1-0	3
Career	31/25	91	115	206	19.0-56	4.5-18	4-16	7	2-0	5

BACHIE'S GAME-BY-GAME STATISTICS

2017

DEFENSE	UT	AT	TM	TFL	SACKS	INT	PBU	FR	FF
Bowling Green	4	6	10	0.5-3	0-0	0-0	0	0-0	0
Western Michigan	2	9	11	0-0	0-0	0-0	0	0-0	0
Notre Dame	1	3	4	0-0	0-0	0-0	0	0-0	0
Iowa	5	4	9	3.5-7	1.0-3	0-0	0	1-0	0
Michigan	6	4	10	1.0-11	1.0-11	1-0	1	0-0	1
Minnesota	5	1	6	0-0	0-0	0-0	0	0-0	0
Indiana	4	9	13	1.5-3	1.0-1	0-0	0	0-0	1
Northwestern	7	1	8	1.0-3	0-0	0-0	0	0-0	0
Penn State	3	3	6	0-0	0-0	1-0	0	0-0	0
Ohio State	2	2	4	0-0	0-0	0-0	0	0-0	0
Maryland	2	9	11	1.0-2	0.5-1	0-0	0	0-0	0
Rutgers	1	1	2	0-0	0-0	1-15	1	0-0	0
Washington State	4	2	6	0-0	0-0	0-0	0	0-0	0
Totals	46	54	100	8.5-29	3.5-16	3-15	2	1-0	2

2018

DEFENSE	UT	AT	TM	TFL	SACKS	INT	PBU	FR	FF
Utah State	3	8	11	1.5-5	0-0	1-1	0	0-0	0
Arizona State	9	1	10	1.0-2	1.0-2	0-0	0	0-0	0
Indiana	8	1	9	0-0	0-0	0-0	0	0-0	0
Central Michigan	1	2	3	0-0	0-0	0-0	0	0-0	0
Northwestern	1	5	6	0-0	0-0	0-0	2	0-0	0
Penn State	4	0	4	1.0-1	0-0	0-0	0	0-0	0
Michigan	2	8	10	0-0	0-0	0-0	0	0-0	0
Purdue	2	6	8	1.0-4	0-0	0-0	1	0-0	0
Maryland	4	3	7	2.0-5	0-0	0-0	2	1-0	3
Ohio State	0	5	5	0-0	0-0	0-0	0	0-0	0
Nebraska	3	6	9	0.5-1	0-0	0-0	0	0-0	0
Rutgers	5	7	12	1.5-3	0-0	0-0	0	0-0	0
Totals	42	52	94	8.5-21	1.0-2	1-1	5	1-0	3



2018 SPARTAN FOOTBALL GAME NOTES



CAREER NOTES: Walk-on joined the team in September 2018 . . . transferred from Illinois during the 2018 spring semester after redshirting the 2017 season at Illinois.

2018 SEASON (REDSHIRT FRESHMAN): Pressed into punting duty after previous starting punters Jake Hartbarger and Tyler Hunt have gone down with season-ending injuries . . . has played in four games, punting 15 times for 32.4 ypp average with four inside the 20 and a long of 52 yards . . . punted three times against Ohio State for a 30.3 ypp average with a long of 42 yards and one inside the 20 . . . doubled season total with six punts at Maryland, posting an average of 28.8 ypp with a long of 52 yards, adding a 50-yarder, along with pinning two inside the 20, in very windy conditions . . . punted four times against Purdue for 38.5 ypp average with a season-long of 44 yards, pinning one inside the 20 and one fair catch . . . made MSU debut in Indiana game, punting twice for 34.0 ypp average with a long of 35 yards with 0.0 return average as both were fair caught.

BARINGER'S CAREER HIGHS

Punts: 6, vs. Maryland (11/3/18)

Punting Yards: 173, vs. Maryland (11/3/18)

Punting Avg. (Min. 4): 38.5, vs. Purdue (10/27/18)

Punts Inside 20: 2, vs. Maryland (11/3/18)


Longest Punt: 52, vs. Maryland (11/3/18)

BARINGER'S STATISTICS

PUNTING	G	NO.	YDS.	AVG.	LG	I20	I10	50+
2018	4	15	486	30.3	52	4	1	2

BARINGER'S GAME-BY-GAME STATISTICS

2018	PUNTING	NO.	YDS	AVG	LG	I20	I10	50+
	Utah State			-DNP-				
	Arizona State			-DNP-				
	Indiana	2	68	34.0	35	0	0	0
	Central Michigan			-DNP-				
	Northwestern			-DNP-				
	Penn State			-DNP-				
	Michigan			-DNP-				
	Purdue	4	154	38.5	44	1	1	0
	Maryland	6	173	28.8	52	2	0	2
	Ohio State	3	91	30.3	42	1	0	0
	Nebraska			-DNP-				
	Rutgers			-DNP-				
	Totals	15	486	32.4	52	4	2	2



CAREER NOTES: Fifth-year senior and three-year letterwinner has played in 36 career games, including 18 starts (10 at left guard, three at right guard, five at left tackle).

2018 SEASON (SENIOR): Has played in just six games, including four starts at left guard, while battling injuries all season . . . has played a total of 240 snaps . . . started Northwestern game at left guard and played two snaps before suffering injury and missed the next six games before returning to limited action in Rutgers game . . . started at left guard vs. Central Michigan, playing 71 snaps and recording one knockdown . . . saw action in 23 plays at Indiana, returning to limited action from an injury . . . started at left guard at Arizona State, playing 64 snaps and recording one knockdown . . . started at left guard vs. Utah State, playing 64 snaps and logging three knockdowns and two dominators.



CAREER NOTES: Third-year walk-on adds depth on the defensive line . . . two-time Academic All-Big Ten honoree.

2018 SEASON (SOPHOMORE): Has six tackles in nine games . . . has played 121 snaps . . . had career day against Ohio State, tallying season-high two tackles along one with pass break-up and one fumble recovery; collected 13 production points . . . posted one stop at Maryland in 10 snaps . . . notched one stop in Central Michigan game . . . recorded first start of Spartan career at Arizona State, posting one tackle . . . made Spartan debut against Utah State.

BEESLEY'S CAREER HIGHS

Tackles: 2, vs. Ohio State (11/10/18)

Fumble Recovery: 1, vs. Ohio State (11/10/18)

Pass Break-Up: 1, vs. Ohio State (11/10/18)

BEESLEY'S STATISTICS

	G/GS	UT	AT	TM	TFL	SACKS	INT	PBU	FR	FF
2018	9/1	3	3	6	0-0	0-0	0-0	1	1-0	0



CAREER NOTES: Third-year player can play both linebacker and defensive end . . . has 25 career tackles, with 6.0 tackles for loss and 4.5 sacks, along with two fumble recoveries and two forced fumbles in 25 career games played with one start.

2018 SEASON (SOPHOMORE): Has 20 total tackles (11 solo, 9 assists) with 5.0 tackles for loss, including 3.5 sacks, with a sack in back-to-back games (Indiana and CMU), along with two forced fumbles, one fumble recovery and two QB hurries . . . has played 255 snaps . . . ranks eighth on defense with 80 production points . . . logged two tackles at Maryland, with 1.5 sacks and one forced fumble . . . posted one tackle and one QB hurry in Purdue game, chasing Purdue QB David Blough out of the pocket on a third-and-9 play in the third quarter, setting up MSU with good field position for a field goal . . . tallied one tackle and had one fumble recovery in Michigan game, setting up MSU's touchdown . . . had one tackle at No. 8 Penn State and pressured PSU quarterback Trace McSorley on final play Hail Mary pass . . . recorded one tackle with 0.5 TFL in Northwestern game . . . tallied one stop on a sack in Central Michigan game, fighting through getting held after initially missing QB, but hustling after and making sack in final play of first half as holding penalty was declined, and added on QB hurry, to finish with 14 production points, leading the outside linebackers and ranking third on the defense . . . posted two tackles, with one sack and forced fumble at Indiana, logging 17 production points, ranking third among the linebacking corps . . . made first start of career at Arizona State and posted three tackles . . . saw action against Utah State and tallied career-high five tackles, matching his career total entering 2018 season, and totaling 10 production points.

BOUYER-RANDLE'S CAREER HIGHS

Tackles: 5, vs. Utah State (8/31/18)

Tackles For Loss: 1.5, vs. Maryland (11/3/18)

Sacks: 1.5, vs. Maryland (11/3/18)

Forced Fumble: 1, twice (last vs. Maryland 11/3/18)

Fumble Recovery: 1, vs. Michigan (10/20/18)

BOUYER-RANDLE'S STATISTICS

	G/GS	UT	AT	TM	TFL	SACKS	INT	PBU	FR	FF
2017	13/0	3	2	5	1.0-4	1.0-4	0-0	1	1-0	0
2018	12/1	11	9	20	5.0-38	3.5-34	0-0	0	1-0	2
Career	25/1	14	11	25	6.0-42	4.5-38	0-0	1	2-0	2

BOUYER-RANDLE'S GAME-BY-GAME STATISTICS

2018	DEFENSE	UT	AT	TM	TFL	SACKS	INT	PBU	FR	FF
Utah State		3	2	5	0-0	0-0	0-0	0	0-0	0
Arizona State		3	0	3	1.0-3	0-0	0-0	0	0-0	0
Indiana		2	0	2	1.0-13	1.0-13	0-0	0	0-0	1
Central Michigan		1	0	1	1.0-1	1.0-1	0-0	0	0-0	0
Northwestern		0	1	1	0.5-1	0-0	0-0	0	0-0	0
Penn State		0	1	1	0-0	0-0	0-0	0	0-0	0
Michigan		0	1	1	0-0	0-0	0-0	0	1-0	0
Purdue		0	1	1	0-0	0-0	0-0	0	0-0	0
Maryland		1	1	2	1.5-14	1.5-14	0-0	0	0-0	1
Ohio State		0	0	0	0-0	0-0	0-0	0	0-0	0
Nebraska		1	1	2	0-0	0-0	0-0	0	0-0	0
Rutgers		0	1	1	0-0	0-0	0-0	0	0-0	0
Totals		11	9	20	5.0-32	3.5-28	0-0	0	1-0	2



CAREER NOTES: Second-year player provides depth in the backfield . . . has played in six games.

2018 SEASON (REDSHIRT FRESHMAN): Has played in six games . . . has 16 carries for 53 yards (3.3 ypc) . . . doubled season total with eight carries at Maryland for 36 yards, tying season-long 9-yard run . . . had one carry in both Northwestern and Penn State games . . . after seeing limited action without a carry in Arizona State and Indiana games, got first carry as a Spartan in Central Michigan game, posting six rushes for 18 yards with a long of 9-yards.

BRIDGES' CAREER HIGHS

Rushing Attempts: 8, vs. Maryland (11/3/18)

Rushing Yards: 36, vs. Maryland (11/3/18)

BRIDGES' STATISTICS

RUSHING	G/GS	ATT	YDS.	AVG.	TD	LG	YPG
2018	6/0	16	53	3.3	0	9	8.8

BRIDGES' GAME-BY-GAME STATISTICS

2018	RUSHING	ATT	YDS	TD	LG
Utah State			-DNP-		
Arizona State		0	0	0	0
Indiana		0	0	0	0
Central Michigan		6	18	0	9
Northwestern		1	0	0	0
Penn State		1	-1	0	-1
Michigan			-DNP-		
Purdue			-DNP-		
Maryland		8	36	0	9
Ohio State			-DNP-		
Nebraska			-DNP-		
Rutgers			-DNP-		
Totals		16	53	0	9



2018 SPARTAN FOOTBALL GAME NOTES



CAREER NOTES: Second-year player provides depth at cornerback and on special teams . . . can also return punts.

2018 SEASON (REDSHIRT FRESHMAN): Has played in 11 games, tallying six tackles and one interception, returned for a TD at Indiana . . . has played 45 snaps . . . tallied one tackle at Nebraska . . . logged one stop in Purdue game . . . doubled previous season output with two tackles in Michigan game, along with one punt return . . . tallied one tackle at Penn State . . . snared first career interception at Indiana and returned it 69 yards for a touchdown . . . made MSU debut vs. Utah State and notched one tackle.

BROWN'S CAREER HIGHS

Tackles: 2, vs. Michigan (10/20/18)

Interception: 1, vs. Indiana (9/22/18)

Interception Return For TD: 1, vs. Indiana (9/22/18)

BROWN'S STATISTICS

	G/GS	UT	AT	TM	TFL	SACKS	INT	PBU	FR	FF
2018	11/0	4	2	6	0-0	0-0	1-69	0	0-0	0



CAREER NOTES: Second-year lineman adds depth along the offensive line . . . can play either center or guard . . . entered season as a walk-on but was awarded a scholarship during the bye week.

2018 SEASON (REDSHIRT FRESHMAN): Earned MSU Jim Adams Award (unsung hero: offense) . . . has played in all 12 games with seven starts (three at right guard, four at center) . . . made first start of career in Northwestern game at right guard . . . also started at right guard at Penn State and vs. Michigan, before starting at center in Purdue, Maryland, Ohio State and Nebraska games . . . has played a total of 567 snaps this season . . . ranks fifth on the MSU offensive line with 25.5 knockdowns and third with eight dominators . . . started at center at Nebraska and played 43 snaps, posting pair of dominators . . . was starting center against Ohio State, playing all 68 offensive snaps . . . started at center at Maryland, playing in unit-leading 66 snaps and registering two dominators and a unit-best three knockdowns . . . made first career start at center vs. Purdue, playing in unit-best tying 84 offensive snaps and also sharing unit-best with six knockdowns, adding one dominator . . . started Michigan game at right guard, playing 27 snaps and posting one knockdown . . . started at right guard at Penn State and played 88 plays, registering unit best and career-high five knockdowns . . . made first start of Spartan career at right guard in Northwestern game, more doubling his total snaps with 78 in NU game, after entering with 73 snaps on the season, and logged one dominator and 1.5 knockdowns . . . played 21 snaps against Central Michigan . . . saw action on 23 snaps at Indiana, notching one dominator . . . was in on 14 snaps at Arizona State at left guard . . . made Spartan debut against Utah State, playing 15 snaps and posting one dominator and one knockdown.



CAREER NOTES: Fourth-year player and two-year letterwinner has appeared in 28 career games with eight starts . . . has 29 career tackles and five career pass break-ups . . . earned his bachelor's degree in media and information in December 2018.

2018 SEASON (JUNIOR): Has played in five games, including four starts . . . has not played the last seven games due to injury (Penn State, Michigan, Purdue, Maryland, Ohio State, Nebraska, Rutgers) . . . returned to action in Northwestern game, starting at cornerback . . . played only one snap vs. Central Michigan as he was limited due to an injury . . . recorded career-high four tackles and one pass break-up at Indiana . . . started at Arizona State and tallied three tackles and one pass break-up . . . started against Utah State and posted three stops.

BUTLER'S CAREER HIGHS

Tackles: 4, vs. Indiana (9/22/18)

Pass Break-Ups: 1, five times (last vs. Indiana, 9/22/18)

BUTLER'S STATISTICS

	G/GS	UT	AT	TM	TFL	SACKS	INT	PBU	FR	FF
2016	11/0	3	4	7	1.5-14	0.5-4	0-0	0	0-0	0
2017	12/4	7	5	12	0.5-2	0.5-2	0-0	3	0-0	0
2018	5/4	8	2	10	0-0	0-0	0-0	2	0-0	0
Career	28/8	18	11	29	2.0-16	1.0-6	0-0	5	0-0	0

BUTLER'S GAME-BY-GAME STATISTICS

2018

DEFENSE	UT	AT	TM	TFL	SACKS	INT	PBU	FR	FF
Utah State	2	1	3	0-0	0-0	0-0	0	0-0	0
Arizona State	3	0	3	0-0	0-0	0-0	1	0-0	0
Indiana	3	1	4	0-0	0-0	0-0	1	0-0	0
Central Michigan	0	0	0	0-0	0-0	0-0	0	0-0	0
Northwestern	0	0	0	0-0	0-0	0-0	0	0-0	0
Penn State					-DNP-INJURED-				
Michigan					-DNP-INJURED-				
Purdue					-DNP-INJURED-				
Maryland					-DNP-INJURED-				
Ohio State					-DNP-INJURED-				
Nebraska					-DNP-INJURED-				
Rutgers					-DNP-INJURED-				
Totals	8	2	10	0-0	0-0	0-0	2	0-0	0



2018 MICHIGAN STATE FOOTBALL

SO
OT

62

LUKE

CAMPBELL

Lewis Center, OH | Olentangy HS

6-5 // 290 // 1L

CAREER NOTES: Third-year player has played in 22 career games, recording 17 starts (12 at right tackle in 2017, one at left tackle in 2018, one at left guard, three at right guard) . . . versatile lineman can play either tackle or guard position.

2018 SEASON (SOPHOMORE): Has played in nine games with five starts (left tackle vs. Utah State; left guard vs. Indiana; right guard vs. Central Michigan, Purdue and Maryland) . . . did not play in Ohio State, Nebraska and Rutgers games due to injury . . . was starting right guard at Maryland, playing 44 snaps and posting 1.5 knockdowns . . . started Purdue game at right guard, logging unit-most tying 84 snaps and notching 4.5 knockdowns . . . saw action in Michigan game at guard, playing 47 snaps and registering one dominator and one knockdown . . . saw limited action at No. 8 Penn State . . . was in on 47 snaps against Northwestern, notching three knockdowns; named to Pro Football Focus Big Ten Team of the Week . . . started Central Michigan game at right guard, playing 56 snaps and registering one dominator . . . started at left guard at Indiana, playing 50 snaps and notching two knockdowns . . . was in on 49 plays at Arizona State, primarily at left tackle . . . started against Utah State at left tackle, playing 75 snaps and logging four knockdowns, to tie for tops on offensive line . . . also caught a deflected pass and gained 5 yards on third-quarter touchdown drive.

2018 MICHIGAN STATE FOOTBALL

FR
DE

91

JACK

CAMPER

Virginia Beach, VA | IMG Academy

6-4 // 248 // RS

CAREER NOTES: Second-year player who made the transition from tight end to defensive end at the end of last season.

2018 SEASON (REDSHIRT FRESHMAN): Has eight tackles, including 2.5 for losses (6 yards) and a half sack (3 yards), in 10 games . . . has played 202 snaps . . . tallied one tackle against Ohio State . . . logged one stop with 0.5 tackle for loss in Michigan game . . . recorded one tackle at Penn State . . . tallied one tackle with half sack in Central Michigan game . . . made first start of Spartan career at Indiana at defensive end, logging one tackle with half a tackle for loss . . . collected a career-high three tackles at Arizona State.

CAMPER'S CAREER HIGHS

Tackles: 3, vs. Arizona State (9/8/18)

Tackles For Loss: 1, vs. Arizona State (9/8/18)

Sacks: 0.5, vs. Central Michigan (9/29/18)

CAMPER'S STATISTICS

	G/GS	UT	AT	TM	TFL	SACKS	INT	PBU	FR	FF
2018	10/1	3	5	8	2.5-6	0.5-3	0-0	0	0-0	0

2018 MICHIGAN STATE FOOTBALL

FR
OG

56

MATT

CARRICK

Minerva, OH | Perry HS

6-4 // 317 // RS

CAREER NOTES: Second-year player provides depth at guard . . .

2018 SEASON (REDSHIRT FRESHMAN): Has played in 10 games, mostly on special teams, but has played 45 snaps . . . saw limited action in games at Maryland, at Nebraska and against Rutgers . . . played 35 offensive snaps against Northwestern, notching two knockdowns . . . saw first action of season on offensive line in Indiana game, playing three offensive snaps and posting one knockdown.



2018 SPARTAN FOOTBALL GAME NOTES



CAREER NOTES: Third-year wideout will push for regular time in the playing rotation . . . has 24 catches for 330 yards (13.8 ypc) in 24 career games.

2018 SEASON (SOPHOMORE): Has played in 11 games, seeing increased playing time the last seven games . . . has 19 catches for 264 yards (13.9 ypc) . . . had three catches for 30 yards with a long of 18 against Ohio State . . . tied career high with five catches for 53 yards in Purdue game, with four of five catches going for a first down, including three on MSU scoring drives (two TDs, one FG) . . . had MSU's longest reception of game with 20-yard catch in Michigan game . . . had three catches for 55 yards at Penn State, including a spectacular over the shoulder catch on career-long 36-yard reception down to the PSU 1, setting up MSU's first TD of the game . . . snared career highs of five catches for 82 yards in the Northwestern game, doubling his career total for receptions and more than doubling career yards, and was named to the Pro Football Focus Big Ten Team of the Week.

CHAMBERS' CAREER HIGHS

Receptions: 5, twice (last vs. Purdue, 10/27/18)

Receiving Yards: 82, vs. Northwestern (10/6/18)

CHAMBERS' STATISTICS

RECEIVING	G/GS	REC.	YDS.	AVG.	TD	LG	YPG
2017	13/0	5	66	13.2	0	29	5.1
2018	11/0	19	264	13.9	0	36	24.0
Career	24/0	24	330	13.8	0	36	13.8

CHAMBERS' GAME-BY-GAME STATISTICS

2018

RECEIVING	NO.	YDS	TD	LG
Utah State	0	0	0	0
Arizona State	0	0	0	0
Indiana	0	0	0	0
Central Michigan		DNP-INJURY		
Northwestern	5	82	0	27
Penn State	3	55	0	36
Michigan	1	20	0	20
Purdue	5	53	0	13
Maryland	1	11	0	11
Ohio State	3	30	0	18
Nebraska	0	0	0	0
Rutgers	1	13	0	13
Totals	19	264	0	36



• TWO-TIME ACADEMIC ALL-AMERICAN (2017 FIRST TEAM, 2018 SECOND TEAM)

CAREER NOTES: Fourth-year player and two-year letterwinner has played in 36 career games, with 24 career starts, all at left tackle . . . entered the season with 16 consecutive starts at left tackle, tied for the longest starting streak on the team, before missing Utah State game with an injury, but returned to action at Arizona State, with limited action for next three games before returning to starting lineup at Penn State on Oct. 13 . . . joined the Spartans in 2015 as a walk-on but was put on scholarship in January 2016 . . . member of the team's Eagles leadership council . . . three-time Academic All-Big Ten honoree and two-time Big Ten Distinguished Scholar . . . 2017 first-team Academic All-American and 2018 second-team Academic All-American . . . earned his bachelor's degree in finance in December 2018 and will begin his master's degree in finance in January 2019.

2018 SEASON (JUNIOR): Named to the 2018 Google Cloud Academic All-America Football Team, as selected by CoSIDA, for the second straight year, earning second-team accolades . . . earned the MSU Clarence Underwood Jr. Sportsmanship Award and Patsy Ross Scholar-Athlete Award . . . has played in 11 games with eight starts at left tackle . . . has played 577 snaps . . . was limited during the first five games of action, after working his way back from an injury he suffered in preseason camp, playing a total of 74 snaps in first five games, before returning to starting lineup in sixth game back and making last six starts . . . has 12.5 knockdowns on the season . . . was starting left tackle in Rutgers game . . . started at left tackle at Nebraska and played in all 82 snaps, notching four knockdowns and two dominators; named to Pro Football Focus Big Ten Team of the Week for his performance against the Cornhuskers . . . was starting left tackle against Ohio State, playing in all 68 offensive snaps, with one knockdown . . . started game at Maryland at left tackle and played 62 snaps, notching 2.5 knockdowns, to earn Spartan Offensive Lineman of the Week honors . . . was starting left tackle against Purdue and played unit-best tying 84 snaps, with two knockdowns and one dominator . . . started Michigan game at left tackle and played 30 snaps, notching unit-best 3.5 knockdowns . . . played his first full game of the season at No. 8 Penn State (88 snaps) and posted one dominator and 1.5 knockdowns against the Nittany Lions . . . played 44 snaps vs. Northwestern . . . saw action in 21 snaps in Central Michigan game . . . was in on three plays at Indiana . . . saw season debut at Arizona State, returning to starting lineup after missing season opener with an injury, but only played in the first snap from scrimmage . . . missed the Utah State game with an injury, snapping his streak of 16 consecutive starts.

2018 SPARTAN FOOTBALL GAME NOTES



- FIRST-TEAM ALL-BIG TEN (MEDIA)
- LOU GROZA AWARD SEMIFINALIST
- MSU DOWNTOWN COACHES CLUB AWARD - OUTSTANDING SPECIAL TEAMS PLAYER

CAREER NOTES: Third-year player is in his second season as the starting placekicker in 2018 . . . is 63-of-63 (100 pct.) on PATs and 31-of-38 (81.6 pct.) on FGs, having MSU record of 18 made FGs in a row snapped in Purdue game, topping previous mark of 15 straight by Brett Swenson in 2008 . . . shares top spot on MSU's career PAT percentage (100.0), as well as ranking tied for No. 11 on MSU career PATs career made list (63) and tied for No. 12 for PAT attempts (63) . . . also has top spot for career field goal percentage (.816), the only placekicker in MSU history over 80.0 percent . . . also ranks No. 11 on career FG made list (31) and also No. 11 for career FG attempts (38) . . . also tied for No. 23 on MSU's career total points score list (162) . . . has earned Big Ten Special Teams Player or Co-Player of the Week honors twice in his career . . . his father, Mark, is an Air Force veteran and now a pilot; he flew the team's charter plane to Phoenix, Arizona, for the Arizona State game.

2018 SEASON (SOPHOMORE): Named one of 20 semifinalists for the Lou Groza Award . . . earned first-team All-Big Ten honors by the media, second team by AP, Athlon Sports and Phil Steele, and third team by the coaches . . . named recipient of the MSU Downtown Coaches Club Award for most outstanding special teams player . . . ranks second in the Big Ten (min. 10 attempts) and ranks tied for 19th in FBS in field goal percentage (.842), making 16-of-19 for new single-season career high, topping last season's 15 FGs . . . ranks sixth in league with 1.6 made FG/game . . . also ranks ninth in B1G in overall scoring (6.6 ppg) and 10th in kicker scoring (6.1 ppg) . . . has two-straight multi-FG outings and three in last five games as part of six for the season and nine for career . . . made 2-of-3 field goals at Nebraska in cold, windy and snowy conditions, making a 34-yarder in first quarter, then missing a 41-yard attempt off the left upright into the wind in the second quarter, before making a 26-yarder in the fourth frame, with the 41-yard miss his first miss of season from 40-49 yards . . . made 2-of-3 field goals against Ohio State in cold and windy conditions, just missing a 51-yarder in the second quarter before bouncing back with a 44-yarder later in the same quarter, then adding a 38-yarder in the third quarter . . . split uprights on one FG (33 yards) and three PATs at Maryland . . . made first two field goal attempts in Purdue game before having third attempt blocked, which snapped his MSU record of 18 made FGs in a row, before bouncing back to make his third of the game on his fourth attempt, ending with three FGs and two PATs, marking his second game of the season and fourth of his career with at least three field goals, splitting uprights on 43, 48 and 34 yards . . . the 48-yard field goal was the second-longest of his career behind a 49-yarder vs. Utah State (Aug. 31), and he now has three field goals of 40+ this season and is now 7-of-9 on field goals of 40-49 yards for his career . . . made one PAT in Michigan game . . . successfully split the uprights on all three PATs at Penn State, the last coming with 19 seconds left after MSU's go-ahead TD, giving Spartans four point lead, and was also passing option on fake field goal attempt earlier in fourth quarter . . . made one PAT and two FGs against Northwestern, a 27-yarder in first quarter and a 25-yarder in the second stanza, for his 16th straight field goal, that broke the MSU record for consecutive FGs, topping Brett Swenson's 15 in a row in 2008 . . . made 33-yard FG and all four PATs against Central Michigan . . . named the Big Ten Special Teams Co-Player of the Week after the Indiana game, in which he scored on a 6-yard TD run on a fake field goal in the third quarter to give MSU a 28-7 lead, adding season-high five PATs . . . became the first Spartan to score an offensive touchdown and then kick the PAT on his own TD since Sam Williams in 1958 against Wisconsin . . . other Spartans who kicked both PATs and scored a TD in the same season prior to Williams include Earl Lattimer in 1962 and Art Brandstatter in 1960 . . . Dave Kaiser also scored a TD and kicked the PAT following his own score vs. California in 1957 . . . also named the MSU Special Units Co-Player of the Week for the Indiana game . . . split uprights on both field goal attempts and one PAT at Arizona State for seven total points . . . made 3-of-3 field goals and all three PATs in opener vs. Utah State for 12 total points, tying his second-highest point total and his third double-digit scoring outing, behind career-high 16 vs. Rutgers

(11/27/17) . . . also made career-long 49-yard field goal vs. Utah State, topping his previous long of 46 yards, done twice, most recently vs. Rutgers (11/27/17), and was his fifth FG of 40+ yards . . . named the MSU Special Units Co-Player of the Week for his performance against Utah State.

COGHLIN'S CAREER HIGHS

Extra Points Made 6, vs. Washington State (12/28/17)
 Extra Points Att..... 6, vs. Washington State (12/28/17)
 Field Goals Made..... 4, vs. Rutgers (11/27/17)
 Field Goals Att 4, three times (last vs. Purdue, 10/27/18)
 Field Goal 49, vs. Utah State (8/31/18)
 Game-Winning FG 34, vs. Penn State (11/4/17)
 Points..... 16, vs. Rutgers (11/27/17)

COGHLIN'S STATISTICS

SCORING	PAT (Pct.)	FG (Pct.)	TD	PTS	LG
2017	38-38 (1.000)	15-19 (.789)	0	83	46
2018	25-25 (1.000)	16-19 (.842)	1	79	49
Career	63-63 (1.000)	31-38 (.816)	1	162	49

FG BREAKDOWN	-20	20-29	30-39	40-49	50+	Long	Total
2017	0-0	5-5	6-7	4-6	0-1	46	15-19
2018	0-0	5-5	7-8	4-5	0-1	49	16-19
Career	0-0	10-10	13-15	8-11	0-2	49	31-38

COGHLIN'S GAME-BY-GAME STATISTICS

2017

OPPONENT	PATs	FGs	LG	PTS
Bowling Green	5-5	0-0	--	5
Western Michigan	4-4	0-0	--	4
Notre Dame	1-1	1-1	40	4
Iowa	2-2	1-2	38	5
Michigan	2-2	0-0	--	2
Minnesota	3-3	3-4	42	12
Indiana	2-2	1-1	23	5
Northwestern	4-4	1-3	46	7
Penn State	3-3	2-2	34	9
Ohio State	0-0	1-1	37	3
Maryland	2-2	1-1	27	5
Rutgers	4-4	4-4	46	16
Washington State	6-6	0-0	--	6
Totals	38-38	15-19	46	83

2018

OPPONENT	TD	PATs	FGs	LG	PTS
Utah State	0	3-3	3-3	49	12
Arizona State	0	1-1	2-2	37	7
Indiana	1	5-5	0-0	--	11
Central Michigan	0	4-4	1-1	33	7
Northwestern	0	1-1	2-2	27	7
Penn State	0	3-3	0-0	--	3
Michigan	0	1-1	0-0	--	1
Purdue	0	2-2	3-4	48	11
Maryland	0	3-3	1-1	33	6
Ohio State	0	0-0	2-3	44	6
Nebraska	0	0-0	2-3	34	6
Rutgers	0	2-2	0-0	--	2
Totals	1	25-25	16-18	49	79



2018 SPARTAN FOOTBALL GAME NOTES



- HONORABLE MENTION ALL-BIG TEN (COACHES & MEDIA)
- MSU BIGGIE MUNN AWARD (MOST INSPIRATIONAL PLAYER)

CAREER NOTES: Three-year letterwinner suffered a season-ending Achilles tendon injury vs. Michigan on Oct. 20 . . . is MSU's active leader in receptions (100), receiving yards (1,450) and TD catches (14) in 38 career games, making 22 starts (20 straight), before suffering season-ending injury in Michigan game . . . is tied for No. 11 on MSU's career TD receptions list (14) . . . is No. 26 on MSU's career receiving yards list (1,450) . . . became the 43rd Spartan in school history to cross the 1,000-yard receiving mark for his career . . . snared his 100th career reception in dramatic fashion with game-winning TD at Penn State, becoming one of 29 players in school history to record at least 100 career catches . . . moved up to No. 25 on career receptions/game list (2.63), passing Kirk Gibson (1975-78) with 2.55 . . . 80 of his 100 career catches (80 percent) went for either a first down or a touchdown, including 25 of 31 (80.6 percent) this season . . . member of the team's Eagles leadership council.

2018 SEASON (SENIOR): Named honorable mention All-Big Ten by both coaches and media . . . earned MSU Biggie Munn Award (most inspirational) . . . had 31 receptions for 474 yards with team-leading four receiving TDs on the season, adding two carries for 50 yards and one rushing TD to top team with 524 all-purpose yards and five total TDs . . . while he no longer qualifies for B1G rankings because of not enough games played, would rank fifth in the B1G in receiving yards per game (79.0), ninth in receptions per game (4.4), 11th in yards per catch (15.3), 24th in receiving yards (474), tied for 22nd in receiving TDs (4) . . . also would rank second in B1G and tied for 18th in FBS in all-purpose yards per play (15.9), as well as 26th in conference in all-purpose yards per game (74.9) and also 51st in league all-purpose yards (524) . . . is tied for 45th in league in total TDs (5) adding one 2-point conversion to rank 28th in points per game (4.6) and 50th in total points (32) . . . 25 of 31 catches (80.6 percent) went for first down or touchdown . . . suffered season-ending injury in Michigan game in second quarter . . . posted his second-straight multi-TD outing with career-high tying two catches at No. 8 Penn State, recording first 100-yard receiving game of the season and fourth of career with eight catches for 100 yards, including game-winning 25-yard TD catch with 19 seconds left in game and also snared 20-yard TD pass in third quarter, earning MSU Offensive Player of the Week team award . . . had total of 20 catches for 281 yards and three TDs in last two games vs. Penn State . . . six of his eight catches at Penn State went for a first down or touchdown . . . led all players with 146 all-purpose yards, including a career-high 50 rushing yards, in Northwestern game . . . also led MSU with a season-high seven receptions for 96 yards . . . scored the first rushing TD of career on a 48-yard score off of a double reverse in the third quarter . . . also had a 3-yard TD grab in the third quarter, the 12th receiving TD of career . . . recorded fourth career multi-TD game, as previous three had been two receiving scores, last doing so vs. Northwestern (10/28/17) . . . had three receptions for 66 yards against Central Michigan, with all three going for a first down, including a season-long 37-yarder on MSU's opening drive of third quarter, setting up a Spartan touchdown; added two receptions on final drive with the last on a third-and-4 going for 15 yards and a first down, to help run clock out and seal the victory for MSU . . . caught team-best five passes for 79 yards at Indiana, with all five going for a first down, including three on an MSU touchdown drive in the second quarter with two coming on back-to-back plays . . . snared five catches for 64 yards at Arizona State, with three going for first downs . . . had 69 receiving yards on five catches vs. Utah State to become the 43rd Spartan in school history to cross the 1,000-yard receiving mark for his career . . . snared 10-yard TD catch with 28 seconds left in second quarter that gave MSU a 27-14 halftime lead, including snaring acrobatic 31-yard catch to set up game-winning touchdown and added 2-point conversion to put Spartans ahead, 38-31, with 2:00 left in game . . . all three of his catches went for either a first down or a touchdown . . . named the MSU Offensive Player of the Week for his performance against Utah State, and was also selected to the Pro Football Focus Big Ten Team of the Week.

F. DAVIS' CAREER HIGHS

Receptions: 12, vs. Penn State (11/4/17)
 Receiving Yards: 181, vs. Penn State (11/4/17)
 Receiving TDs: 2, four times (last vs. Penn State, 10/13/18)
 Combined TDs: 2 (1 receiving, 1 rushing), vs. Northwestern (10/6/18)
 Carries: 2, vs. Northwestern (10/6/18)
 Rushing Yards: 50, vs. Northwestern (10/6/18)
 Rushing TD: 1, vs. Northwestern (10/6/18)

F. DAVIS' STATISTICS

RECEIVING	G/GS	REC.	YDS.	AVG.	TD	LG	YPG
2015	7/0	2	50	25.0	0	28	7.1
2016	12/2	12	150	12.5	1	28	12.5
2017	13/13	55	776	14.1	9	49	59.7
2018	7/7	31	474	15.3	4	37	67.7
Career	38/22	100	1450	14.5	14	49	37.2

RUSHING	ATT	YDS.	AVG.	TD	LG	YPG
2016	1	14	14.0	0	14	1.2
2017	1	16	16.0	0	16	1.2
2018	2	50	25.0	1	48	10.0
Career	4	80	20.0	1	48	2.2

F. DAVIS' GAME-BY-GAME STATISTICS

2017

RECEIVING	NO.	YDS	TD	LG
Bowling Green	4	35	2	15
Western Michigan	4	69	0	25
Notre Dame	4	38	0	17
Iowa	9	114	2	31
Michigan	1	9	0	9
Minnesota	2	35	0	21
Indiana	1	10	1	10
Northwestern	8	95	2	30
Penn State	12	181	1	36
Ohio State	0	0	0	0
Maryland	0	0	0	0
Rutgers	6	72	0	17
Washington State	4	118	1	49
Totals	55	776	9	49

2018

RECEIVING	NO.	YDS	TD	LG
Utah State	3	69	1	31
Arizona State	5	64	0	18
Indiana	5	79	0	19
Central Michigan	3	66	0	37
Northwestern	7	96	1	26
Penn State	8	100	2	25
Michigan	0	0	0	0
Purdue		-DNP-INJURED-		
Maryland		-DNP-INJURED-		
Ohio State		-DNP-INJURED-		
Nebraska		-DNP-INJURED-		
Rutgers		-DNP-INJURED-		
Totals	31	474	4	37

ALL-PURPOSE	RUSH	REC	KR	PR	TOT	TD
Utah State	0	69	0	0	69	1
Arizona State	0	64	0	0	64	0
Indiana	0	79	0	0	79	0
Central Michigan	0	66	0	0	66	0
Northwestern	50	48	0	0	96	2
Penn State	0	100	0	0	100	2
Michigan	0	0	0	0	0	0
Purdue		-DNP-INJURED-				
Maryland		-DNP-INJURED-				
Ohio State		-DNP-INJURED-				
Nebraska		-DNP-INJURED-				
Rutgers		-DNP-INJURED-				
Totals	50	474	0	0	524 / 74.9 ypg	5



CAREER NOTES: Second-year player will compete for time in the playing rotation at tight end . . . has 14 catches for 151 yards in 22 career games, including two starting assignments.

2018 SEASON (SOPHOMORE): Has played in all 12 games (345 total snaps) . . . has 12 catches for 132 yards (11.0 ypc) with one TD on the season . . . had streak of tying or setting new career high in three of four games . . . made first start of season in Rutgers game and had one catch for 12 yards . . . snared one reception for 12 yards in Ohio State game . . . snared one catch for 8 yards at Maryland and also recovered fumble in the end zone after UMD interception for an MSU touchback that Spartans scored TD on next play for 24-3 lead . . . doubled previous career high in Purdue game with four catches for career-best 48 yards with a career-long 21-yard reception, including two of four catches going for first downs . . . matched previous career high for second straight game with two catches at Penn State, totaling 23 yards . . . had two receptions for 18 yards vs. Northwestern . . . caught his first TD catch of Spartan career at Indiana on an 11-yard pass just before halftime that gave MSU a 21-7 lead at intermission, one of four different Spartans to score their first TDs of career in same game.

DOTSON'S CAREER HIGHS

Receptions: 4, vs. Purdue (10/27/18)

Receiving Yards: 48, vs. Purdue (10/27/18)

Receiving TDs: 1, vs. Indiana (9/22/18)

DOTSON'S STATISTICS

RECEIVING	G/GS	REC.	YDS.	AVG.	TD	LG	YPG
2017	10/1	2	19	9.5	0	12	1.9
2018	12/1	12	132	11.0	1	21	11.0
Career	22/2	14	151	10.8	1	21	6.9

2018

RECEIVING	NO.	YDS	TD	LG
Utah State	0	0	0	0
Arizona State	0	0	0	0
Indiana	1	11	1	11
Central Michigan	0	0	0	0
Northwestern	2	18	0	9
Penn State	2	23	0	18
Michigan	0	0	0	0
Purdue	4	48	0	21
Maryland	1	8	0	8
Ohio State	1	12	0	12
Nebraska	0	0	0	0
Rutgers	1	12	0	12
Totals	12	132	0	21



CAREER NOTES: Fourth-year senior and three-year letterwinner leads all active players with 253 career tackles . . . of his 253 tackles, has posted at least 44 assists in each of the last three seasons with 44 in both sophomore and junior seasons before 55 so far as a senior . . . also has 14.5 tackles for losses, five sacks, 15 pass break-ups, one interception, three fumble recoveries and two forced fumbles in 50 career games (33 starts) . . . is in his third straight season as the starting Star linebacker . . . has started 28 consecutive games, tied for the longest streak on the team . . . member of the team's Eagles leadership council . . . his twin brother, David, is a junior safety on the Spartan roster . . . his younger brother, Michael, is a freshman safety for the Spartans . . . earned his bachelor's degree in advertising management in December 2018.

2018 SEASON (JUNIOR): Named honorable mention All-Big Ten by both coaches and media . . . earned MSU Tommy Love Award for most improved player on defense . . . ranks 13th in the B1G in total tackles (90) and 15th in tackles per game (7.5), as well as tied for 29th in tackles for loss (8.0), tied for 32nd in tackles for loss/game (0.7) and tied for 44th in TFL yards (25) . . . has registered 90 total tackles (35 solo, 55 assists), a new season career-high for total tackles, solo stops and assists, posting at least 44 assists for third straight season . . . ranks fourth in the B1G in assists and 50th in solo stops . . . ranks second on the MSU defense in total tackles, as well as tops in assists and fifth in solo stops, as well as third on defense in sacks (3.0) and fourth in tackles for loss (8.0) . . . has three games with 2.0 TFL, including in back-to-back games (Arizona State and Indiana) along with Michigan game . . . ranks second among linebackers and fifth on defense overall with 165 production points . . . logged five tackles, along with 0.5 TFL and one pass break-up in Rutgers game, recording 15 production points . . . posted game-high 10 tackles at Nebraska for his second-straight double-figure tackle total and fourth of the season, also posting 0.5 TFL, forcing and recovering a fumble and one pass break-up, totalling 27 production points, which led linebackers and ranked second overall on defense . . . registered career-high 14 tackles against Ohio State, his third double-figure tackle total, adding one tackle for loss and one QB hurry . . . tallied six stops at Maryland . . . logged four tackles and career-high three pass break-ups in Purdue game, posting 12 production points to share linebacker unit lead . . . tied career high and posted first double-digit tackle outing of the season with 10 stops vs. Michigan along with 2.0 tackles for loss, tying career-high for third time in TFLs, and adding one sack and one pass break-up; led all Spartans with 25 production points against the Wolverines . . . tallied seven tackles and one pass break-up after starting Penn State game, registering 15 production points . . . started Northwestern game and logged seven tackles and one QB hurry . . . started against Central Michigan and recorded six stops, one pass break-up and one QB hurry, logging 11 production points; named to Pro Football Focus Big Ten Team of the Week for his performance against the Chippewas . . . started game at Indiana and shared game and team-leading honors with nine tackles, including career-high 2.0 sacks, posting 19 production points to rank second among linebackers and tied for third on defense, as well as earning MSU Defensive Player of the Week honors for his performance . . . started at Arizona State and ranked tied for second on defense by tallying six stops, including team and game-best tying two TFLs, which was a new career-high and logging 12 production points, ranking second among linebackers and tied for second among defense . . . started Utah State game at Star linebacker and posted six tackles, ranking third among linebackers and tied for fourth total on defense.

A. DOWELL'S CAREER HIGHS

Tackles: 14, vs. Ohio State (11/10/18)

Tackles For Loss: 2, three times (last vs. Michigan, 10/20/18)

Sacks: 2, vs. Indiana (9/22/18)

Pass Break-Ups: 3, vs. Purdue (10/27/18)

Forced Fumble: 1, twice (last vs. Nebraska, 11/17/18)

Fumble Recovery: 1, three times (last vs. Nebraska, 11/17/18)



2018 SPARTAN FOOTBALL GAME NOTES

A. DOWELL'S STATISTICS

	G/GS	UT	AT	TM	TFL	SACKS	INT	PBU	FR	FF
2015	13/0	9	13	22	1.0-2	0-0	0-0	0	1-2	0
2016	12/8	23	44	67	3.0-18	1.0-6	1-0	4	0	0
2017	13/13	30	44	74	2.5-14	1.0-11	0-0	4	1-0	1
2018	12/12	35	55	90	8.0-25	3.0-10	0-0	8	1-0	1
Career	50/33	97	156	253	14.5-59	5.0-27	1-0	15	3-2	2

A. DOWELL'S GAME-BY-GAME STATISTICS

2015	DEFENSE	UT	AT	TM	TFL	SACKS	INT	PBU	FR	FF
	Western Michigan	0	2	2	0-0	0-0	0	0	0	0
	Oregon	1	1	2	0-0	0-0	0	0	1-2	0
	Air Force	2	5	7	0-0	0-0	0	0	0	0
	Central Michigan	1	1	2	1-2	0-0	0	0	0	0
	Purdue	0	0	0	0-0	0-0	0	0	0	0
	Rutgers	2	0	2	0-0	0-0	0	0	0	0
	Michigan	0	0	0	0-0	0-0	0	0	0	0
	Indiana	1	1	2	0-0	0-0	0	0	0	0
	Nebraska	0	0	0	0-0	0-0	0	0	0	0
	Maryland	0	2	2	0-0	0-0	0	0	0	0
	Ohio State	0	0	0	0-0	0-0	0	0	0	0
	Penn State	2	1	3	0-0	0-0	0	0	0	0
	Iowa					-DNP-				
	Alabama	0	0	0	0-0	0-0	0	0	0	0
	Totals	9	13	22	1-2	0-0	0	0	1-2	0

2016	DEFENSE	UT	AT	TM	TFL	SACKS	INT	PBU	FR	FF
	Furman	4	4	8	0-0	0-0	1-0	0	0	0
	Notre Dame	3	1	4	1-6	1-6	0-0	0	0	0
	Wisconsin	0	2	2	0-0	0-0	0-0	0	0	0
	Indiana	6	2	8	0-0	0-0	0-0	1	0	0
	BYU	2	7	9	0-0	0-0	0-0	0	0	0
	Northwestern	3	6	9	0-0	0-0	0-0	0	0	0
	Maryland	1	4	5	1-6	0-0	0-0	0	0	0
	Michigan	1	1	2	0-0	0-0	0-0	0	0	0
	Illinois	0	2	2	0-0	0-0	0-0	1	0	0
	Rutgers	1	5	6	0-0	0-0	0-0	0	0	0
	Ohio State	1	5	6	1-5	0-0	0-0	1	0	0
	Penn State	1	5	6	0-0	0-0	0-0	0	0	0
	Totals	23	44	67	3-17	1-6	1-0	3	0	0

2017	DEFENSE	UT	AT	TM	TFL	SACKS	INT	PBU	FR	FF
	Bowling Green	1	4	5	0-0	0-0	0-0	0	0	0
	Western Michigan	3	3	6	1-11	1-11	0-0	0	0	0
	Notre Dame	2	4	6	0-0	0-0	0-0	0	0	0
	Iowa	0	5	5	0.5-1	0-0	0-0	1	0	0
	Michigan	5	4	9	0.5-1	0-0	0-0	0	0	0
	Minnesota	5	2	7	0-0	0-0	0-0	0	0	0
	Indiana	2	8	10	0.5-1	0-0	0-0	0	0	0
	Northwestern	4	3	7	0-0	0-0	0-0	1	0	1
	Penn State	1	4	5	0-0	0-0	0-0	0	0	0
	Ohio State	3	1	4	0-0	0-0	0-0	0	0	0
	Maryland	1	4	5	0-0	0-0	0-0	1	0	0
	Rutgers	0	1	1	0-0	0-0	0-0	1	1-0	0
	Washington State	3	1	4	0-0	0-0	0-0	0	0	0
	Totals	30	44	74	2.5-14	1-11	0-0	4	1-0	1

2018	DEFENSE	UT	AT	TM	TFL	SACKS	INT	PBU	FR	FF
	Utah State	3	3	6	0-0	0-0	0-0	0	0-0	0
	Arizona State	4	2	6	2.0-10	0-0	0-0	0	0-0	0
	Indiana	7	2	9	2.0-5	2.0-5	0-0	0	0-0	0
	Central Michigan	2	4	6	0-0	0-0	0-0	1	0-0	0
	Northwestern	3	4	7	0-0	0-0	0-0	0	0-0	0
	Penn State	4	3	7	0-0	0-0	0-0	1	0-0	0
	Michigan	3	7	10	2.0-7	1.0-5	0-0	1	0-0	0
	Purdue	1	3	4	0-0	0-0	0-0	3	0-0	0
	Maryland	2	4	6	0-0	0-0	0-0	0	0-0	0
	Ohio State	2	12	14	1.0-2	0-0	0-0	0	0-0	0
	Nebraska	4	6	10	0.5-1	0-0	0-0	1	1-0	1
	Rutgers	0	5	5	0.5-0	0-0	0-0	1	0-0	0
	Totals	35	55	90	8.0-25	3.0-10	0-0	8	1-0	1



• THIRD-TEAM ALL-BIG TEN (COACHES)

CAREER NOTES: Fourth-year player and two-year letterwinner has played in 35 career games with 22 consecutive starts . . . returns as one of the starting safeties in 2018 . . . member of the team's Eagles leadership council . . . has 117 career tackles with seven interceptions, six pass break-ups, two fumble recoveries and one forced fumble in 35 games . . . snared five of the seven interceptions in span of three games, all of which were against top 15 ranked opponents last season, tallying two oskies each in wins over No. 7 Michigan and No. 7 Penn State, while snaring one at No. 11 Ohio State, before breaking that streak with an interception vs. Central Michigan and adding one in Purdue game . . . has 108 interception return yards, needing just 16 more to break into MSU's top 20 career list . . . his twin brother, Andrew, is a senior linebacker on the Spartan roster . . . his younger brother, Michael, is a freshman defensive back for the Spartans . . . earned his bachelor's degree in advertising management in December 2018 . . . two-time Academic All-Big Ten honoree.

2018 SEASON (JUNIOR): Named third-team All-Big Ten by the coaches and honorable mention by the media . . . tied for team lead with two interceptions . . . ranks ninth overall on defense and third among defensive backs on team with 76 production points . . . has 55 total tackles (26 solo, 29 assists) with two interceptions, two pass break-ups and one forced fumble in starting all 12 games . . . tallied three tackles against Rutgers . . . registered four tackles and one forced fumble at Nebraska, his first forced fumble of career . . . logged five tackles and one pass break-up against Ohio State . . . recorded six stops with one interception against Purdue, logging 11 production points . . . tallied season-high eight tackles in Michigan game . . . posted four tackles at Penn State, while playing in all 64 defensive snaps . . . logged six stops against Northwestern . . . snared an interception in the first quarter against Central Michigan and returned it a career-long 30 yards, setting up MSU's first TD of the game, and added one tackle and one pass break-up, ending with 11 production points . . . started game at Indiana and notched seven tackles . . . started at Arizona State game at safety and logged four tackles . . . was the game day captain for Arizona State game . . . started at safety vs. Utah State, posting six tackles, ranking second among defensive backs and tied for fourth overall, matching his twin brother, Andrew, with six stops.

D. DOWELL'S CAREER HIGHS

Tackles: 9, vs. Ohio State (11/11/17)

Interceptions: 2, twice (last vs. Penn State, 11/4/17)

Pass Break-Ups: 2, vs. Bowling Green (9/2/17)

Forced Fumble: 1, vs. Nebraska (11/17/18)

Fumble Recovery: 1, twice (last vs. Michigan, 10/7/17)

D. DOWELL'S STATISTICS

	G/GS	UT	AT	TM	TFL	SACKS	INT	PBU	FR	FF
2016	10/0	4	6	10	0-0	0-0	0-0	0	1-0	0
2017	13/10	32	20	52	0-0	0-0	5-78	4	1-0	0
2018	12/12	26	29	55	0-0	0-0	2-30	2	0-0	1
Career	35/22	62	55	117	0-0	0-0	7-108	6	2-0	1

2018 SPARTAN FOOTBALL GAME NOTES



D. DOWELL'S GAME-BY-GAME STATISTICS

2017

DEFENSE	UT	AT	TM	TFL	SACKS	INT	PBU	FR	FF
Bowling Green	1	1	2	0-0	0-0	0-0	2	0	0
Western Michigan	0	1	1	0-0	0-0	0-0	0	0	0
Notre Dame	0	1	1	0-0	0-0	0-0	0	0	0
Iowa	1	1	2	0-0	0-0	0-0	0	0	0
Michigan	4	3	7	0-0	0-0	2-35	1	1-0	0
Minnesota	5	2	7	0-0	0-0	0-0	0	0	0
Indiana	0	2	2	0-0	0-0	0-0	0	0	0
Northwestern	6	1	7	0-0	0-0	0-0	1	0	0
Penn State	2	2	4	0-0	0-0	2-28	0	0	0
Ohio State	5	4	9	0-0	0-0	1-15	0	0	0
Maryland	4	2	6	0-0	0-0	0-0	0	0	0
Rutgers	1	0	1	0-0	0-0	0-0	0	0	0
Washington State	3	0	3	0-0	0-0	0-0	0	0	0
Totals	32	20	52	0-0	0-0	5-78	4	1-0	0

2018

DEFENSE	UT	AT	TM	TFL	SACKS	INT	PBU	FR	FF
Utah State	0	6	6	0-0	0-0	0-0	0	0	0
Arizona State	3	1	4	0-0	0-0	0-0	0	0	0
Indiana	5	2	7	0-0	0-0	0-0	0	0	0
Central Michigan	1	0	1	0-0	0-0	1-30	1	0	0
Northwestern	2	4	6	0-0	0-0	0-0	0	0	0
Penn State	4	0	4	0-0	0-0	0-0	0	0	0
Michigan	4	4	8	0-0	0-0	0-0	0	0	0
Purdue	0	6	6	0-0	0-0	1-0	0	0	0
Maryland	1	0	1	0-0	0-0	0-0	0	0	0
Ohio State	2	3	5	0-0	0-0	0-0	1	0	0
Nebraska	3	1	4	0-0	0-0	0-0	0	0	1
Rutgers	1	2	3	0-0	0-0	0-0	0	0	0
Totals	26	28	54	0-0	0-0	2-30	2	0	1

2018 MICHIGAN STATE FOOTBALL

FR

K

98

COLE

HAHN

West Des Moines, IA | Valley HS

5-10 // 192 // RS

CAREER NOTES: Second-year kicker will compete for playing time in 2018, including handling kickoff duties . . . Academic All-Big Ten honoree.

2018 SEASON (REDSHIRT FRESHMAN): Averaging 59.2 yards per kickoff . . . 24 of his 56 kickoffs have gone for touchbacks (42.9 percent) . . . logged three kickoffs in Rutgers game with one touchback, ending with a 62.0 ypk average . . . posted three kickoffs for a 54.7 ypk average at Nebraska in cold, windy and snowy conditions . . . tallied four kickoffs with a 51.2 ypk average with one touchback against Ohio State . . . notched five kickoffs for a 60.4 ypk average with three touchbacks at Maryland . . . booted six kickoffs against Purdue with a 59.7 ypk average and also had a TD-saving tackle to earn MSU Special Units Co-Player of the Week team award . . . had two kickoffs in Michigan game, posting 62.0 ypk average with one touchback . . . logged one touchback on five kickoffs at Penn State with a 60.2 ypk average . . . boomed four touchbacks one five kickoffs against Northwestern, posting a 63.8 ypk average . . . logged six kickoffs for 51.3 ypk average with one touchback in Central Michigan game . . . booted six kickoffs at Indiana with a 58.3 ypk average with five touchbacks, earning MSU Special Units Co-Player of the Week accolades his performance . . . kicked four kickoffs for a 65.0 ypk average with one touchback at Arizona State . . . booted season-high eight kickoffs for a 62.6 yards per kick average with six touchbacks vs. Utah State in Spartan debut, as USU had average starting position of USU 25.3 on kickoffs, part of overall average of USU 29 for the game.

HAHN'S STATISTICS

KICKOFFS	G	NO.	YDS.	AVG.	TB
2018	12	56	3318	59.2	24

2018 MICHIGAN STATE FOOTBALL

SR

TE

94

CHASE

GIANACAKOS

St. Charles, IL | St. Charles North HS

6-6 // 296 // 2L

CAREER NOTES: Fifth-year senior will see time in the playing rotation, primarily as a blocking tight end . . . three-time Academic All-Big Ten selection and Big Ten Distinguished Scholar . . . has played in 33 career games, including nine starts . . . earned his master's degree in marketing research in December 2018.

2018 SEASON (SENIOR): Has played in all 12 games with seven starts (Indiana, Central Michigan, Penn State, Purdue, Maryland, Nebraska, Rutgers) . . . has played 197 snaps . . . started both against Rutgers and at Nebraska . . . saw action against Ohio State . . . started game at Maryland at blocking tight end, helping block for offense that rushed for season-high 269 yards on 46 attempts, for most rushing yards by MSU since it had 271 against UMD last season, and 36:56 time of possession . . . started Purdue game and helped block for offense that threw for 318 yards and rushed for 108, and had a 38:13 time of possession, a season-high for MSU . . . started at Penn State and blocked for offense that amassed 418 yards of total offense, including 123 yards rushing and 34:12 time of possession.



2018 SPARTAN FOOTBALL GAME NOTES



CAREER NOTES: Fifth-year senior and Ray Guy Award candidate entered 2018 in his fourth year as the starting punter . . . suffered a lower leg injury in the fourth quarter at Arizona State on Sept. 8 and will miss the rest of the season; will apply for a sixth year of eligibility in 2019 . . . three-year letterwinner is just the third starting punter in the Mark Dantonio era (Aaron Bates: 2007-10; Mike Sadler: 2011-14) . . . ranks seventh on MSU's career average yards per punt list (42.1 ypp) . . . also ranks 10th in MSU history in both punting yards (7,833) and punts (186) . . . has 38 punts of 50-plus yards . . . has placed 71 of 186 career punts (.382) inside the 20 and 37 inside the 10 (.201) . . . punted career-high 11 times for career-best 430 yards vs. No. 7 Michigan (10/7/17) . . . had banner day vs. Iowa (9/30/17) with career-high five inside the 20, including four inside the 10, and all five were not returned . . . has pinned four inside the 20 in a game twice, both against Maryland (11/14/15 at home and 10/22/16 at Maryland) . . . has five punts of 60+ yards for career (60 vs. Nebraska, 11/7/15; 61 vs. Iowa, 12/5/15 and 61 vs. Northwestern, 10/15/16, 62 vs. Indiana, 10/21/17 and career-long 74 vs. Arizona State, 9/8/18) . . . four-time Academic All-Big Ten selection . . . was one of 10 Spartans to help volunteer with the Hurricane Harvey relief efforts during the bye weekend (Sept. 15-17, 2017) in Houston and was Michigan State's 2017 nominee for the Wuerffel Trophy.

2018 SEASON (SENIOR): Suffered a lower leg injury in the fourth quarter at Arizona State and is out for the season . . . booted four punts for a career-best 53.5 ypp average with a career-long 74-yard punt at Arizona State, being downed at the 6, one of two inside the 20 as well as one of two of 50+ yards, adding a 52-yarder, before suffering injury . . . the 74-yard punt is the second-longest in FBS this season, behind a 79-yarder by Tyler Sumpter of Troy, and is also tied for the eighth-longest punt in MSU history . . . punted twice in season opener vs. Utah State with a 39.5 yards per punt average with a long of 49 yards

HARTBARGER'S CAREER HIGHS

Punts: 11, vs. Michigan (10/7/17)
Punting Yards: 430, vs. Michigan (10/7/17)
Punting Avg. (Min. 4): 53.5, vs. Arizona State (9/8/18)
Punts Inside 20: 5, vs. Iowa (9/30/17)
Punts Inside 10: 4, vs. Iowa (9/30/17)
Longest Punt: 74, vs. Arizona State (9/8/18)

HARTBARGER'S STATISTICS

PUNTING	G	NO.	YDS.	AVG.	LG	I20	I10	50+
2015	14	57	2434	42.7	61	21	10	17
2016	12	54	2211	40.9	61	20	11	7
2017	13	69	2895	42.0	62	28	15	12
2018	2	6	293	48.4	74	2	1	2
Career	31	186	7833	42.1	74	71	37	38

HARTBARGER'S GAME-BY-GAME STATISTICS

2015

PUNTING	NO.	YDS	AVG	LG	I20	I10	50+
Western Michigan	4	189	47.2	55	2	1	2
Oregon	5	257	51.4	55	1	0	4
Air Force	3	133	44.3	52	1	1	2
Central Michigan	3	119	39.7	46	2	1	0
Purdue	5	207	41.4	52	2	1	1
Rutgers	2	35	17.5	24	0	0	0
Michigan	1	33	33.0	33	0	0	0
Indiana	4	170	42.5	56	1	1	1
Nebraska	3	135	45.0	60	1	1	1
Maryland	7	297	42.4	56	4	2	2
Ohio State	5	202	40.4	51	3	1	1
Penn State	2	83	41.5	44	1	0	0
Iowa	4	163	40.8	61	2	0	1
Alabama	9	411	45.7	54	1	1	1
Totals	57	2434	42.7	61	21	10	17

2016

PUNTING	NO.	YDS	AVG	LG	I20	I10	50+
Furman	3	134	44.7	58	3	2	1
Notre Dame	7	266	38.0	42	2	2	0
Wisconsin	3	153	51.0	57	1	0	2
Indiana	5	197	39.4	59	1	1	1
BYU	5	189	37.8	42	0	0	0
Northwestern	5	231	46.2	61	3	2	1
Maryland	4	131	32.8	46	4	1	0
Michigan	1	49	49.0	49	0	0	0
Illinois	4	146	36.5	44	2	2	0
Rutgers	5	199	39.8	48	1	0	0
Ohio State	7	284	40.6	53	2	1	1
Penn State	5	232	46.4	58	1	0	1
Totals	54	2211	40.9	61	20	11	7

2017

PUNTING	NO.	YDS	AVG	LG	I20	I10	50+
Bowling Green	6	294	49.0	57	3	1	3
Western Michigan	6	232	38.7	47	2	2	0
Notre Dame	3	147	49.0	57	0	2	1
Iowa	5	193	38.6	50	5	4	1
Michigan	11	430	39.1	49	3	0	0
Minnesota	2	72	36.0	48	1	0	0
Indiana	8	370	46.2	62	3	2	2
Northwestern	4	167	41.8	47	2	1	0
Penn State	6	232	38.7	47	2	2	0
Ohio State	8	364	45.5	58	3	0	2
Maryland	7	261	37.3	54	3	1	1
Rutgers	1	52	52.0	52	0	0	1
Washington State	2	81	40.5	52	1	0	1
Totals	69	2895	42.0	62	28	15	12

2018

PUNTING	NO.	YDS	AVG	LG	I20	I10	50+
Utah State	2	79	39.5	49	0	0	0
Arizona State	4	214	53.5	74	2	1	2
Indiana			-DNP-INJURED-				
Central Michigan			-DNP-INJURED-				
Northwestern			-DNP-INJURED-				
Michigan			-DNP-INJURED-				
Purdue			-DNP-INJURED-				
Maryland			-DNP-INJURED-				
Ohio State			-DNP-INJURED-				
Nebraska			-DNP-INJURED-				
Rutgers			-DNP-INJURED-				
Totals	6	293	48.8	74	2	1	2

2018 SPARTAN FOOTBALL GAME NOTES



- PAUL HORNUNG AWARD FINALIST (NATION'S MOST VERSATILE PLAYER)
- MSU DOWNTOWN COACHES CLUB AWARD - OUTSTANDING OFFENSIVE PLAYER

CAREER NOTES: Talented, versatile athlete made an immediate contribution as running back and kick returner as a true freshman and will look to have an expanded role as a sophomore in 2018 . . . has played in 24 career games, including eight starts . . . played five positions (QB, WR, RB, S, P) in high school . . . his late father, Craig, played college football at Pittsburgh before spending 11 years in the NFL with New Orleans (1988-1991), Chicago (1992), Atlanta (1994-95), St. Louis (1997) and Indianapolis (1998); he rushed for 4,301 career yards and was a Pro Bowl selection in 1995 with the Falcons . . . his oldest brother, Cameron, was a 2011 NFL first-round draft choice (No. 31 overall) out of Ohio State and is in his eighth season in the NFL with the Steelers (2011-18) as a defensive end . . . also has an older brother, Corey, who played basketball at Georgia Tech (2013-17).

2018 SEASON (SOPHOMORE): Named one of five finalists for the Paul Hornung Award, given to the nation's most versatile player . . . named honorable mention All-Big Ten as kick returner as selected by the media . . . earned MSU Downtown Coaches Club Award for most outstanding offensive player . . . also named the team's most outstanding underclass back . . . leads MSU in all-purpose yards with 1,056, as well as leading team in rushing with 114 carries for 520 yards (4.6 ypc/43.3 ypg) with five TDs, along with third on team with 32 catches for 249 yards (7.8 ypc) and 13 kick returns for 287 yards (22.1 ypg), averaging team-leading 88.0 all-purpose yards per game . . . ranks tied for 21st in B1G in rushing TDs (5), 26th in rushing yards per carry (4.6), 16th in all-purpose yards per game (88.0), 20th in all-purpose yards per play (6.6), along with 22nd in rushing (43.3 ypg) . . . also ranks sixth in kick return average (22.1) and tied for 11th in kick returns (13) . . . has had three-best all-purpose outings of season in last four games (208 at Maryland, 11/3; 177 at Nebraska, 11/17; 139 vs. Rutgers, 11/24) . . . totaled 139 all-purpose yards vs. Rutgers, with 81 rushing yards on 19 carries, 27 receiving yards on four catches and 31 kick return yards on one kick return, including a 26-yard run with just over one minute remaining that gave MSU a first down and sealed the win . . . collected 177 all-purpose yards at Nebraska for second-best output of the season (208 vs. Maryland) . . . on the ground, had a career-high 21 carries for 80 yards, adding five receptions for a career-best 78 yards, including a career-long 36-yard catch in the third quarter and a 34-yard catch in the fourth quarter . . . added a 19-yard kickoff return . . . had four rushes, one catch and one kick return against Ohio State . . . ran for a career-high 157 yards on 15 carries and tied career high with two rushing touchdowns at Maryland, earning MSU Offensive Player of the Week team award . . . the 157 yards rushing tied for 14th most in B1G overall and tied for 11th most in conference game . . . scored on an 18-yard TD in the first quarter and on an 80-yard TD in the fourth quarter that put MSU on top 24-3 . . . the 80-yard TD run was the fourth-longest in the B1G this season and was also the longest of the season for MSU and the first Spartan rushing TD of at least 80 yards since 2014 (Delton Williams 80 yards vs. Eastern Michigan) . . . also had a career-high 208 all-purpose yards (157 rushing, 49 kick return, 2 receiving) . . . had a season-long 49-yard kickoff return to open the second half . . . the 157 rushing yards were the most ever by a Spartan against Maryland (previous: LJ Scott with 147 yards in 2016) . . . named to the Paul Hornung Award honor roll for his performance at Maryland . . . logged two carries for 7 yards against Purdue, adding one kick return for 21 yards . . . posted three carries and one catch in Michigan game, adding 16-yard kick return . . . started at running back at Penn State, making fourth consecutive start, and tallied 79 all-purpose yards on 44 yards rushing on eight carries, including career-long 26-yard rush, adding four catches for 20 yards and one kick return for 15 yards . . . started Northwestern game for his third start in a row at running back, logging career-high seven catches for 30 yards, along with five carries for 12 yards, adding two kick returns for 29 yards, finishing with 71 all-purpose yards . . . made second straight start by opening Central Michigan game at running back, and rushed for a career-high 48 yards on 15 carries, scoring third rushing TD of the season on a 2-yard run in the third quarter . . . also led MSU and tied a career high with four receptions (16 yards) . . . finished game with 100 all-purpose yards (48 receiving; 36 kick return; 16 receiving) . .

. . . was named to the Pro Football Focus Big Ten Team of the Week for his performance against the Chippewas . . . made first start of career in Indiana game and rushed career-high 12 times for 23 yards, along with one catch for 16 yards . . . posted career-highs for receptions and receiving yards with four catches for 43 yards at Arizona State, with as many catches in game as he had in career coming into contest; added team-leading 22 yards on five carries . . . rushed for a career-high 42 yards on five carries (8.4 avg.) vs. Utah State . . . he scored the first two rushing TDs of his career (17 yards with 9:06 left in the third quarter; game-winning 13-yarder with two minutes left in fourth quarter) . . . he finished with 105 all-purpose yards (63 kick return yards).

HEYWARD'S CAREER HIGHS

Rushing Attempts: 21, vs. Nebraska (11/17/18)
 Rushing Yards: 157, vs. Maryland (11/3/18)
 Rushing TDs: 2, twice (last vs Maryland, 11/3/18)
 Receptions: 7, vs. Northwestern (10/6/18)
 Receiving Yards: 78, vs. Nebraska (11/17/18)
 Receiving TDs: 1, vs. Rutgers (11/25/17)
 Kick Returns: 7, vs. Ohio State (11/11/17)
 Kick Return: 49, vs. Maryland (11/3/18)
 Kick Return Yards: 115, vs. Minnesota (10/14/17)
 Punt Returns: 1, vs. Minnesota (10/14/17)
 Punt Return Yards: 6, vs. Minnesota (10/14/17)

HEYWARD'S STATISTICS

RUSHING	G/GS	ATT	YDS.	AVG.	TD	LG	YPG
2017	12/0	3	10	3.3	0	3	0.9
2018	12/8	114	520	4.6	5	80	43.3
Career	24/8	117	530	4.5	5	80	22.1

RECEIVING	REC.	YDS.	AVG.	TD	LG	YPG
2017	4	13	3.2	1	7	1.2
2018	32	249	7.8	0	36	20.8
Career	36	262	7.3	1	36	10.9

PUNT RETURNS	ATT	YDS.	AVG.	TD	LG
2017	1	6	6.0	0	6
2018	0	0	0.0	0	0
Career	1	6	6.0	0	6

KICK RETURNS	ATT	YDS.	AVG.	TD	LG
2017	20	436	21.8	0	55
2018	13	287	22.1	0	49
Career	33	723	21.9	0	55

ALL PURPOSE	RUSH	REC	PR	KR	TOTAL	YPG
2017	10	13	6	436	465	38.8
2018	520	249	0	287	1056	88.0
Career	530	262	6	723	1521	63.4



2018 SPARTAN FOOTBALL GAME NOTES

HEYWARD'S GAME-BY-GAME STATISTICS

2017

RUSHING	ATT	YDS	TD	LG
Bowling Green		-DNP-		
Western Michigan	0	0	0	0
Notre Dame	0	0	0	0
Iowa	0	0	0	0
Michigan	0	0	0	0
Minnesota	0	0	0	0
Indiana	0	0	0	0
Northwestern	2	3	0	3
Penn State	0	0	0	0
Ohio State	0	0	0	0
Maryland	0	0	0	0
Rutgers	1	7	0	7
Washington State	0	0	0	0
Totals	3	10	0	7

2018

RUSHING	ATT	YDS	TD	LG
Utah State	5	42	2	17
Arizona State	5	22	0	11
Indiana	12	23	0	6
Central Michigan	15	48	1	7
Northwestern	5	12	0	12
Penn State	8	44	0	26
Michigan	3	3	0	5
Purdue	2	7	0	5
Maryland	15	157	2	80
Ohio State	4	1	0	5
Nebraska	21	80	0	27
Rutgers	19	81	0	26
Totals	114	520	5	80

2017

RECEIVING	NO.	YDS	TD	LG
Bowling Green		-DNP-		
Western Michigan	0	0	0	0
Notre Dame	0	0	0	0
Iowa	0	0	0	0
Michigan	1	2	0	2
Minnesota	1	-1	0	-1
Indiana	0	0	0	0
Northwestern	1	5	0	5
Penn State	0	0	0	0
Ohio State	0	0	0	0
Maryland	0	0	0	0
Rutgers	1	7	1	7
Washington State	0	0	0	0
Totals	4	13	1	7

RECEIVING	NO.	YDS	TD	LG
Utah State	0	0	0	0
Arizona State	4	43	0	22
Indiana	1	16	0	16
Central Michigan	4	16	0	12
Northwestern	7	30	0	15
Penn State	4	20	0	11
Michigan	1	8	0	8
Purdue	0	0	0	0
Maryland	1	2	0	2
Ohio State	1	9	0	9
Nebraska	5	78	0	36
Rutgers	4	27	0	18
Totals	32	249	0	36

2017

ALL-PURPOSE	RUSH	REC	KR	PR	TOT
Bowling Green		-DNP-			
Western Michigan	0	0	0	0	0
Notre Dame	0	0	0	0	0
Iowa	0	0	0	0	0
Michigan	0	2	0	0	2
Minnesota	0	-1	115	6	120
Indiana	0	0	20	0	20
Northwestern	3	5	36	0	44
Penn State	0	0	100	0	100
Ohio State	0	0	87	0	87
Maryland	0	0	21	0	21
Rutgers	7	7	0	0	14
Washington State	0	0	57	0	57
Totals	10	13	436	6	465 / 38.8 ypg

2018

ALL-PURPOSE	RUSH	REC	PR	KR	TOT
Utah State	42	0	0	63	105
Arizona State	22	43	0	0	65
Indiana	23	16	0	0	39
Central Michigan	48	16	0	36	100
Northwestern	12	30	0	29	71
Penn State	44	20	0	15	79
Michigan	3	8	0	16	27
Purdue	7	0	0	21	28
Maryland	157	2	0	49	208
Ohio State	1	9	0	8	18
Nebraska	80	78	0	19	177
Rutgers	81	27	0	31	139
Totals	520	249	0	287	1056 / 88.0 ypg



CAREER NOTES: Fourth-year player is once again a significant contributor on the offensive line in 2018 for the Spartans with versatility to play any position along line . . . has played in 34 career games, with 25 career starts, including 20 at left guard (six in 2016, seven in 2017, seven in 2018), three at left tackle (three in 2018) and two at center (two in 2018) . . . was one of 10 Spartans to help volunteer with the Hurricane Harvey relief efforts during the bye weekend (Sept. 15-17, 2017) in his hometown of Houston.

2018 SEASON (JUNIOR): Named recipient of the team's Up Front Award (most outstanding lineman: offense) . . . has started all 12 games (first two games at center, next three games at left tackle, last seven at left guard) . . . one of two linemen in the FBS this season to have started multiple games on the offensive line at three different positions . . . has played 764 snaps, second most on the offensive line . . . ranks second on the Spartan offensive line with 29.5 knockdowns and tied for fourth with seven dominators . . . has been named Spartan Offensive Lineman of the Week twice (Utah State, Purdue) . . . started Rutgers game at left guard . . . started at left guard at Nebraska and played in all 79 offensive snaps plus three special teams plays for unit-best tying 82 total snaps, posting three dominators and one knockdown . . . started Ohio State game at left guard and played in all 66 offensive snap plus three special teams plays for unit-best 69 total snaps, registering two knockdowns . . . started game at Maryland at left guard and logged 49 snaps, notching 1.5 knockdowns . . . started at left guard against Purdue and played unit-best tying 84 plays, leading line with three dominators and tying for unit-best with six knockdowns . . . started Michigan game at left guard, logging 47 snaps and recording one dominator and 1.5 knockdowns . . . started game at Penn State at left guard, playing unit best all 89 offensive plays, and posted 2.5 knockdowns . . . started against Northwestern for third straight game at left tackle, registering 38 snaps . . . made second straight start at left tackle in Central Michigan game, logging 53 plays and notching one knockdown . . . started at left tackle for first time in career at Indiana, playing 63 total plays, posting two knockdowns . . . started Arizona State game at center, playing 57 snaps, logging one knockdown . . . started at center in Utah State game and was in 61 plays, registering four knockdowns, which tied for tops along the offensive line; also played left tackle against the Aggies.



CAREER NOTES: Second-year walk-on joined the team in September 2017 . . . took over as the starting punter following Jake Hartbarger's injury in the second game at Arizona State . . . was also the team's back-up kickoff specialist and placekicker, before suffering season-ending injury during Purdue week . . . Academic All-Big Ten honoree . . . played multiple positions in high school, including quarterback.

2018 SEASON (REDSHIRT FRESHMAN): Suffered season-ending, non-contact injury (torn ACL) in practice before the Purdue game . . . started five games (Indiana, Central Michigan, Northwestern, Penn State, Michigan) at punter . . . averaged 40.1 yards per punt on 36 punts for 1,444 yards, including 15 inside the 20 with a long of 63-yards, one of two punts of 60+ yards . . . punted a career-high number of times in each of the last three games . . . boomed a career-high 11 punts in Michigan game for a season-high 41.5 ypp average, as the 11 punts tied for second most in the single game in school history . . . had a long of 60 yards, in which came deep in MSU territory and he made a one-handed snag of bad snap, rolled out and boomed it down to the UM 18, for his second-longest punt of the season . . . added a 59-yarder, as only three punts were returned, including one return of -1 yard, as part of pinning four inside the 20 . . . punted a then-career-high 10 times at Penn State with a 40.4 ypp average with a long of 49 yards and three inside the 20, including two inside the 10, with being downed at the 2 and the other the 8 . . . placed a career-high five of seven punts inside the 20 against Northwestern, averaging 40.9 yards on seven punts, including a career-long 63-yarder . . . pinned three of his four punts inside the 20 vs. Central Michigan, averaging 35.5 ypp, including a 48-yarder . . . in his collegiate debut at Indiana, punted four times for 155 yards (38.8 avg.).

HUNT'S CAREER HIGHS

Punts: 11, vs. Michigan (10/20/18)
Punting Yards: 457, vs. Michigan (10/20/18)
Punting Avg. (Min. 4): 41.5, vs. Michigan (10/20/18)
Punts Inside 20: 5, vs. Northwestern (10/6/18)
Longest Punt: 63, vs. Northwestern (10/6/18)

HUNT'S STATISTICS

PUNTING	G	NO.	YDS.	AVG.	LG	I20	I10	50+
2018	5	36	1444	40.1	63	15	2	3

HUNT'S GAME-BY-GAME STATISTICS

2018	NO.	YDS	AVG	LG	I20	I10	50+
PUNTING							
Utah State			-DNP-				
Arizona State			-DNP-				
Indiana	4	155	38.8	46	0	0	0
Central Michigan	4	142	35.5	48	3	0	0
Northwestern	7	286	40.9	63	5	0	1
Penn State	10	404	40.4	49	3	2	0
Michigan	11	457	41.5	60	4	0	2
Purdue			-DNP-INJURED-				
Maryland			-DNP-INJURED-				
Ohio State			-DNP-INJURED-				
Nebraska			-DNP-INJURED-				
Rutgers			-DNP-INJURED-				
Totals	36	1444	40.1	63	15	2	3



2018 SPARTAN FOOTBALL GAME NOTES



CAREER NOTES: Promising second-year player returns as the starting right guard in 2018 . . . has seen action in 21 career games, including 16 starts . . . had streak of 13 consecutive starts halted by missing Central Michigan game after suffering injury at Indiana and missed the next three games before returning to limited action in Michigan game, but then missed Purdue game, before again returning to limited action at Maryland and back in the starting lineup in last three games . . . started the most games (10) of any true freshman offensive lineman in the Mark Dantonio era.

2018 SEASON (SOPHOMORE): Has played in eight games, with six starts . . . started first three games at right guard, then missed the next three games (Central Michigan, Northwestern and Penn State) with an injury, before returning to limited action in Michigan game . . . then missed the Purdue game, but returned to limited action at Maryland and was back in the starting lineup for the Ohio State, Nebraska and Rutgers games . . . although has only played in only eight games, still leads Spartan offensive line in knockdowns (41) and dominators (16) . . . was starting right guard in Rutgers game . . . started at Nebraska at right guard and played in all 79 offensive snaps plus three special teams plays for unit-best tying 82 total snaps, recording 4.5 knockdowns and three dominators . . . was in on 68 total snaps against Ohio State, posting unit bests of five knockdowns and two dominators . . . was in on 37 snaps at Maryland, posting unit-best three dominators and adding one knockdown . . . played 31 snaps in Michigan game, logging one dominator and two knockdowns . . . started game at Indiana at right guard, registering 37 plays, posting unit bests of three dominators and 2.5 knockdowns . . . started Arizona State game at right guard, playing 66 snaps, leading the offensive line unit with eight knockdowns . . . started at right guard against Utah State, playing 78 snaps to lead the offensive line and posting unit-best four dominators along with two knockdowns.



CAREER NOTES: Talented, promising versatile athlete who has made an immediate contribution as a running back as a true freshman . . . was a quarterback in high school . . . named 2017 Michigan Mr. Football.

2018 SEASON (FRESHMAN): Has 78 carries for 255 yards (3.3 ypc/23.2 ypg) with two rushing TDs, adding seven catches for 29 yards (4.1 ypc) in playing 11 games . . . rushed four times for 12 yards against Rutgers . . . had seven carries for 16 yards at Nebraska, adding one catch for 7 yards . . . tallied two rushes for 4 yards against Ohio State . . . had 11 carries for 30 yards to go with one catch for 2 yards at Maryland . . . rushed five times for 4 yards and added one catch for 8 yards in Purdue game . . . led MSU on the ground with career highs in rushing yards (60) and carries (15) at Penn State, scoring MSU's first TD of the game on a 1-yard run in the second quarter, along with career-long 27-yard run . . . tallied six carries for 15 yards in Northwestern game, adding two catches for 8 yards . . . in just third collegiate game, ran for 56 yards on 13 carries, including his first-career touchdown, a 2-yard run in the third quarter that gave MSU a 31-3 lead over Central Michigan . . . rushed 10 times for 34 yards at Indiana . . . had three carries for 20 yards at Arizona State in Spartan debut.

JEFFERSON'S CAREER HIGHS

Rushing Attempts: 15, vs. Penn State (10/13/18)

Rushing Yards: 60, vs. Penn State (10/13/18)

Rushing TD: 1, twice (last vs. Penn State, 10/13/18)

JEFFERSON'S STATISTICS

RUSHING	G/GS	ATT	YDS.	AVG.	TD	LG	YPG
2018	11/0	78	255	3.3	2	27	23.2
RECEIVING	REC.	YDS.	AVG.	TD	LG	YPG	
2018	7	29	4.1	0	8	2.9	

JEFFERSON'S GAME-BY-GAME STATISTICS

2018				
RUSHING	ATT	YDS	TD	LG
Utah State		-DNP-		
Arizona State	3	20	0	5
Indiana	10	34	0	6
Central Michigan	13	56	1	15
Northwestern	6	15	0	9
Penn State	15	60	1	27
Michigan	2	4	0	3
Purdue	5	4	0	3
Maryland	11	30	0	7
Ohio State	2	4	0	4
Nebraska	7	16	0	6
Rutgers	4	12	0	5
Totals	78	255	2	27
RECEIVING	NO.	YDS	TD	LG
Utah State	0	0	0	0
Arizona State	0	0	0	0
Indiana	0	0	0	0
Central Michigan	1	-3	0	-3
Northwestern	2	8	0	8
Penn State	1	7	0	7
Michigan	0	0	0	0
Purdue	1	8	0	8
Maryland	1	2	0	2
Ohio State	0	0	0	0
Nebraska	1	7	0	7
Totals	7	29	0	8



CAREER NOTES: Third-year player will see regular playing time along the interior of the defensive line

2018 SEASON (SOPHOMORE): Has played in all 12 games, posting 24 tackles (12 solo, 12 assists) with 4.5 tackles for loss and 2.0 sacks, adding one pass break-up and one forced fumble . . . fourth on defensive line and 10th on defense with 69 production points . . . tallied three tackles with 0.5 sack against Ohio State . . . had breakout game at Maryland, logging career-high six stops with five solo and one assist, with 2.0 tackles for loss and 1.0 sack, adding a forced fumble . . . recorded one tackle in Purdue game with 0.4 sack . . . notched four stops in Michigan game, adding one pass break-up . . . tallied one tackle at Penn State . . . posted pair of stops against Northwestern . . . registered two tackles against Central Michigan, with 1.0 TFL . . . logged three tackles with 0.5 TFL at Indiana . . . recorded one tackle at Arizona State.

N. JONES' CAREER HIGHS

Tackles: 6, vs. Maryland (11/3/18)

Tackle For Loss: 2, vs. Maryland (11/3/18)

Pass Break-Ups: 1, twice (last vs. Michigan, 10/20/18)

Forced Fumble: 1, vs. Maryland (11/3/18)

N. JONES' STATISTICS

	G/GS	UT	AT	TM	TFL	SACKS	INT	PBU	FR	FF
2017	13/0	2	11	13	2.0-6	0-0	0-0	1	0	0
2018	12/0	12	12	24	4.5-22	2.0-11	0-0	1	0	1
Career	25/0	14	23	37	6.5-28	2.0-11	0-0	2	0	1

N. JONES' GAME-BY-GAME STATISTICS

2017	DEFENSE	UT	AT	TM	TFL	SACKS	INT	PBU	FR	FF
	Bowling Green	0	1	1	0-0	0-0	0-0	0	0-0	0
	Western Michigan	0	2	2	0-0	0-0	0-0	0	0-0	0
	Notre Dame	0	0	0	0-0	0-0	0-0	0	0-0	0
	Iowa	1	0	1	1.0-4	0-0	0-0	0	0-0	0
	Michigan	0	0	0	0-0	0-0	0-0	0	0-0	0
	Minnesota	0	1	1	0-0	0-0	0-0	0	0-0	0
	Indiana	0	1	1	0-0	0-0	0-0	0	0-0	0
	Northwestern	0	0	0	0-0	0-0	0-0	0	0-0	0
	Penn State	0	3	3	0.5-1	0-0	0-0	0	0-0	0
	Ohio State	0	2	2	0-0	0-0	0-0	0	0-0	0
	Maryland	0	0	0	0-0	0-0	0-0	1	0-0	0
	Rutgers	0	1	1	0.5-1	0-0	0-0	0	0-0	0
	Washington State	1	0	1	0-0	0-0	0-0	0	0-0	0
	Totals	2	11	13	2-6	0-0	0-0	1	0	0

2018	DEFENSE	UT	AT	TM	TFL	SACKS	INT	PBU	FR	FF
	Utah State	0	0	0	0-0	0-0	0-0	0	0	0
	Arizona State	0	1	1	0-0	0-0	0-0	0	0	0
	Indiana	2	1	3	0.5-1	0-0	0-0	0	0	0
	Central Michigan	1	1	2	1.0-1	0-0	0-0	0	0	0
	Northwestern	1	1	2	0-0	0-0	0-0	0	0	0
	Penn State	1	0	1	0-0	0-0	0-0	0	0	0
	Michigan	1	3	4	0-0	0-0	0-0	1	0	0
	Purdue	0	1	1	0.5-2	0.5-2	0-0	0	0	0
	Maryland	3	1	4	2.0-14	1.0-5	0-0	0	0	1
	Ohio State	1	2	3	0.5-4	0.5-4	0-0	0	0	0
	Nebraska	0	1	1	0-0	0-0	0-0	0	0	0
	Rutgers	0	0	0	0-0	0-0	0-0	0	0-0	0
	Totals	12	12	24	4.5-22	2.0-11	0-0	1	0	1



CAREER NOTES: Fourth-year player is in his second season as the starting quarterback in 2018 . . . two-year letterwinner has played in 27 career games, including 24 starts (15-9 record) . . . has engineered four fourth-quarter comebacks in his career (2017: Indiana and Penn State; 2018: Utah State and Penn State) . . . has completed 56.8 percent of his passes (439-of-773) in his career for 5,042 yards, becoming the 10th MSU QB to hit 5,000 career passing yards . . . has thrown 30 touchdowns and 18 interceptions, while rushing for 829 yards on 219 career carries (3.8 ypc) with seven touchdowns as well as one reception for a 4-yard TD catch . . . has 5,871 yards of total offense, which ranks No. 6 on MSU's career total offense list, becoming just the eighth MSU QB to reach the 5,000 yards of career total offense mark, and needing 59 yards to tie Brian Hoyer (2016-18) for No. 5 . . . became the 10th MSU QB with 400 career pass completions . . . is also No. 18 on career total offense yards per play (5.92) . . . is also No. 5 for career passing yards per game (186.7), just shy of being one of just five MSU QBs to average more than 200 ypg . . . is also No. 9 on career list for passing TDs (30), plus No. 12 for career passing completion percentage (.568), No. 8 on career list for pass completions (439), No. 7 for pass attempts (773), No. 10 for passing yards (5,042) and No. 20 for pass efficiency (119.7) . . . became the 13th Spartan QB for pass attempts and pass completions, along with the 16th Spartan QB to reach the 3,000 career passing yards plateau and the 12th to hit 4,000 career passing yards . . . one of three team captains . . . member of the team's Eagles leadership council . . . two-time Academic All-Big Ten.

2018 SEASON (JUNIOR): Voted one of three team captains in vote by team . . . ranks ninth in the Big Ten in passing yards/game (186.8 ypg) and 10th in total offense (198.9 ypg) . . . is 162-of-299 (.542) for 1,868 yards with eight TDs and 10 INTs on the season, along with 121 rushing yards with two rushing scores, adding a 4-yard TD catch . . . the 121 rushing yards gives him 100+ rushing yards in all three seasons as Spartan QB . . . only played in Rutgers game as the team's holder on special teams, but threw an interception on a bad snap on a field-goal attempt . . . did not play at Nebraska due to an injury; still served as the team's holder on special teams (officially does not count as a game played by NCAA if only serving as a holder) . . . was 11-of-28 for 128 yards against Ohio State, adding 4 yards rushing . . . returned to starting lineup at Maryland and completed 11-of-20 passes for 87 yards and one interception, also rushing for a season-high 45 yards on nine carries, including a 22-yard run . . . had his streak of 20 consecutive starts snapped vs. Purdue due to an injury; still served as the team's holder on special teams (officially does not count as a game played by NCAA if only serving as a holder) . . . was limited in Michigan game with a shoulder injury, throwing for 66 yards on five completions, and also caught first TD reception of MSU career with a 4-yard catch from Darrell Stewart . . . completed 24-of-52 passes for 259 yards and two touchdowns in win at No. 8 Penn State . . . threw two TDs to Felton Davis III at Penn State, including the game-winning 25-yard TD pass with 19 seconds remaining . . . has thrown for 659 yards and four TDs against Penn State the past two seasons . . . totaled 340 yards of total offense against Northwestern, passing for 31-of-51 for a season-high 329 yards with one TD and one INT, while rushing for 11 yards on seven carries . . . the 51 passes tied for ninth most by a Spartan QB in a single game, while the 31 completions tied for seventh most in an MSU single game . . . accounted for 224 total yards in Central Michigan game, tallying 16-of-25 passing for 185 yards and rushed for 39 yards on eight carries . . . recorded second multi-TD rushing game of career, running for scores of 3 yards and 5 yards in the second quarter . . . registered ninth 200-yard passing game of career, completing 14-of-25 passes for 213 yards, two TDs and two INTs at Indiana . . . also had first career reception on a pass from Cody White in the third quarter . . . also the team's holder, ran an option pitch on a fake field goal to placekicker Matt Coghlin, who ran in for a 6-yard TD in the third quarter that put MSU on top, 28-7, and earned MSU Special Units Co-Player of the Week honors . . . in return to home state, was 27-of-39 for 314 yards with one TD and one INT at Arizona State . . . the 314 yards was the fourth-highest passing outing of his career . . . completed 23-of-33 passes for 287 yards and two touchdowns in opener against Utah State . . . he also had 10 rushes for 31 yards on the ground to total 318 yards of offense.



2018 SPARTAN FOOTBALL GAME NOTES

LEWERKE'S CAREER HIGHS

Pass Completions: 39, vs. Northwestern (10/28/17)*

Pass Attempts: 57, vs. Northwestern (10/28/17)

Passing Yards: 445, vs. Northwestern (10/28/17)*

Passing TDs: 4, vs. Northwestern (10/28/17)

Longest Pass: 60, vs. Northwestern (10/28/17)

Rushing Yards: 81, vs. Western Michigan (9/9/17)

Longest Rush: 61, vs. Western Michigan (9/9/17)

Rushing TDs: 2, twice (last vs. Central Michigan, 9/29/18)

Total Offense: 475, vs. Northwestern (10/28/17)*

* school record

LEWERKE'S STATISTICS

PASSING	G/GS	COMP	ATT	INT	PCT	YDS	YPG	TD	LG
2016	4/2	31	57	1	.544	381	95.2	2	34
2017	13/13	246	417	7	.590	2,793	214.8	20	60
2018	10/9	162	299	10	.542	1,868	207.6	8	40
Career	28/24	439	773	18	.568	5,042	193.9	30	60

RUSHING	NO.	YDS.	AVG.	TD	LG	YPG
2016	21	149	7.1	0	24	37.2
2017	124	559	4.5	5	61	43.0
2018	74	121	1.6	2	27	13.4
Career	219	829	3.8	7	61	31.9

LEWERKE'S GAME-BY-GAME STATISTICS

2016	PASSING	COMP	ATT	INT	PCT	YDS	TD	LG
Furman				-DNP-				
Notre Dame				-DNP-				
Wisconsin	2	4		0	.500	26	0	16
Indiana				-DNP-				
BYU				-DNP-				
Northwestern	12	19		0	.632	99	1	33
Maryland	11	24		1	.458	156	0	24
Michigan	6	10		0	.600	100	1	34
Illinois				-DNP-INJURED-				
Rutgers				-DNP-INJURED-				
Ohio State				-DNP-INJURED-				
Penn State				-DNP-INJURED-				
Totals	31	57		1	.544	381	2	34

2016	RUSHING	ATT	YDS	TD	LG
Furman			-DNP-		
Notre Dame			-DNP-		
Wisconsin	1	16	0		16
Indiana			-DNP-		
BYU			-DNP-		
Northwestern	7	30	0		24
Maryland	10	79	0		18
Michigan	3	24	0		24
Illinois			-DNP-INJURED-		
Rutgers			-DNP-INJURED-		
Ohio State			-DNP-INJURED-		
Penn State			-DNP-INJURED-		
Totals	21	149	0		24

2017

PASSING	COMP	ATT	INT	PCT	YDS	TD	LG
Bowling Green	22	33	0	.667	250	3	40
Western Michigan	13	21	1	.619	161	1	25
Notre Dame	31	51	1	.608	340	2	25
Iowa	18	28	0	.643	212	2	31
Michigan	11	22	0	.500	94	1	30
Minnesota	9	18	1	.500	120	0	26
Indiana	16	29	0	.552	185	1	34
Northwestern	39	57	1	.684	445	4	61
Penn State	33	56	1	.589	400	2	36
Ohio State	18	36	2	.500	183	0	19
Maryland	2	14	0	.143	20	0	12
Rutgers	21	31	0	.677	222	1	24
Washington State	13	21	0	.619	213	3	49
Totals	246	417	7	.590	2,793	20	60

2017

RUSHING	ATT	YDS	TD	LG
Bowling Green	8	69	0	22
Western Michigan	9	81	2	61
Notre Dame	9	56	0	52
Iowa	12	42	0	15
Michigan	15	61	1	14
Minnesota	4	9	0	5
Indiana	9	-5	0	8
Northwestern	10	30	0	19
Penn State	7	25	0	15
Ohio State	10	2	0	16
Maryland	5	63	1	25
Rutgers	12	53	1	16
Washington State	14	73	0	19
Totals	124	559	5	61

2018

PASSING	COMP	ATT	INT	PCT	YDS	TD	LG
Utah State	23	33	1	.697	287	2	40
Arizona State	27	39	1	.692	314	1	31
Indiana	14	25	2	.560	213	2	32
Central Michigan	16	25	1	.600	185	0	37
Northwestern	31	51	1	.608	329	1	27
Penn State	24	52	1	.462	259	2	25
Michigan	5	25	0	.200	66	0	20
Purdue				-DNP-INJURED-			
Maryland	11	20	1	.550	87	0	24
Ohio State	11	28	1	.393	128	0	18
Nebraska				-DNP-INJURED-			
Rutgers	0	1	1	.000	0	0	0
Totals	162	299	10	.554	1,868	8	40

2018

RUSHING	ATT	YDS	TD	LG
Utah State	10	31	0	27
Arizona State	8	-12	0	6
Indiana	10	-6	0	13
Central Michigan	8	39	2	10
Northwestern	7	11	0	10
Penn State	12	20	0	12
Michigan	4	-11	0	3
Purdue				-DNP-INJURED-
Maryland	9	45	0	22
Ohio State	6	4	0	4
Nebraska				-DNP-INJURED-
Rutgers	0	0	0	0
Totals	74	121	2	27

2018 SPARTAN FOOTBALL GAME NOTES



CAREER NOTES: Second-year player provides depth at quarterback . . . made Spartan debut at Arizona State as team's back-up punter after starting punter Jake Hartbarger went down with an injury and was pressed into duty . . . has played 304 snaps at quarterback in seven games . . . played 11 snaps as back-up quarterback (vs. Central Michigan and Michigan), before making first start in Purdue game and then seeing back-up action at Maryland, and then starting in the last two games of the regular season (at Nebraska, vs. Rutgers) . . . Academic All-Big Ten honoree.

2018 SEASON (REDSHIRT FRESHMAN): Has played in eight games overall (seven at QB, one at P), with three starts (2-1 record) . . . is 68-of-154 for 738 yards with three TDs and three INTs for the season, along with rushing 38 times for 130 yards . . . started third game of season in Rutgers game, going 19-of-43 passing for 173 yards with one TD and one INT, while rushing for 18 yards on 10 carries . . . made second start of season in game at Nebraska, and collected 199 yards of total offense, completing 15-of-41 passes for 146 yards and ran for a career-high 53 yards on nine carries (5.9 avg.) . . . came off the bench against Ohio State for seven series, passing for 7-of-20 for 92 yards and adding 49 yards rushing on three carries, including a career-long 47-yard scamper in third quarter, setting up MSU field goal . . . came off the bench at Maryland for three series, including one TD scoring drive and taking a knee on last two plays to seal the victory for MSU . . . named Big Ten Co-Freshman of the Week after making his first career start at quarterback, throwing for 318 yards and completing 26-of-46 passes, including two touchdowns (11 yards to Darrell Stewart in second quarter; 48 yards to Jalen Nailor in fourth quarter), also earning MSU Offensive Player of the Week team award . . . the 318 yards were the second most by a Spartan QB making his first career start (Ed Smith threw for 324 yards in his first career start at North Carolina State in 1976) . . . is the first redshirt freshman QB to start for the Spartans since Brian Lewerke vs. Northwestern in 2016 . . . at the end of the first half, directed a nine-play, 87-yard TD drive in just 1:26, capped by Stewart's 11-yard TD with 56 seconds left in the second quarter; he was 6-of-8 for 85 yards on the TD drive . . . the 87-yard drive was the longest of the season for MSU . . . the 318 passing yards were the second-most ever by a Spartan QB against Purdue (Bill Burke 345 vs. Purdue in 1998) . . . also rushed 11 times for 22 yards . . . had first pass attempt and completion in Michigan game . . . was 1-for-2 for 9 yards passing in Michigan game, leading Spartans on final drive of the game, including a 10-yard scamper.

LOMBARDI'S CAREER HIGHS

Pass Completions: 26, vs. Purdue (10/27/18)
 Pass Attempts: 46, vs. Purdue (10/27/18)
 Passing Yards: 318, vs. Purdue (10/27/18)
 Passing TDs: 2, vs. Purdue (10/27/18)
 Rush Attempts: 11, vs. Purdue (10/27/18)
 Rushing Yards: 53, vs. Nebraska (11/17/18)
 Longest Pass: 48, vs. Purdue (10/27/18)
 Longest Rush: 47, vs. Ohio State (11/10/18)

LOMBARDI'S STATISTICS

PASSING	G/GS	COMP	ATT	INT	PCT	YDS	YPG	TD	LG
2018	8/3	68	154	3	.442	738	92.2	3	48

RUSHING	NO.	YDS.	AVG.	TD	LG	YPG
2018	38	130	3.4	0	47	16.2

PUNTING	NO.	YDS.	AVG.	LG	I20	I10	50+
2018	1	32	32.0	32	0	0	0

LOMBARDI'S GAME-BY-GAME STATISTICS

2018

PASSING	COMP	ATT	INT	PCT	YDS	TD	LG
Utah State		-DNP-					
Arizona State	0	0	0	.00	0	0	0
Indiana		-DNP-					
Central Michigan	0	0	0	.00	0	0	0
Northwestern		-DNP-					
Penn State		-DNP-					
Michigan	1	2	0	.500	9	0	9
Purdue	26	46	0	.565	318	2	48
Maryland	0	2	1	.000	0	0	0
Ohio State	7	20	0	.350	92	0	27
Nebraska	15	41	1	.366	146	0	36
Rutgers	19	43	1	.442	173	1	18
Totals	68	154	3	.442	738	3	48

RUSHING	ATT	YDS	TD	LG
Utah State		-DNP-		
Arizona State	0	0	0	0
Indiana		-DNP-		
Central Michigan	2	-7	0	4
Northwestern		-DNP-		
Penn State		-DNP-		
Michigan	3	-5	0	10
Purdue	11	22	0	9
Maryland	0	0	0	0
Ohio State	3	49	0	47
Nebraska	9	53	0	24
Rutgers	10	18	0	13
Totals	38	130	0	47



CAREER NOTES: Fifth-year senior fullback has played in 19 career games, including seven starts . . . former walk-on was awarded a scholarship in the spring of 2017 . . . two-time Academic All-Big Ten honoree . . . earned Big Ten Distinguished Scholar honors . . . graduated with his bachelor's degree in construction management in December 2018.

2018 SEASON (SENIOR): Has played in five games with two starts . . . missed seven games (Central Michigan, Northwestern, Purdue, Maryland, Ohio State, Nebraska, Rutgers) games due to injury . . . started Michigan game at fullback . . . returned to action at Penn State after missing previous two games and blocked for offense that amassed 418 yards of total offense, including 123 yards rushing and 34:12 time of possession, the most in a B1G game by MSU this season . . . was primary blocking fullback at Indiana for offense that posted 350 yards of total offense, including 131 rushing yards and a 31:23 time of possession . . . saw action at Arizona State, blocking for offense that tallied 346 yards of total offense and had a 32:05 time of possession . . . started opener vs. Utah State, blocking for offense that posted 38 points, on 452 total yards of offense, including posting 37:44 time of possession.



2018 SPARTAN FOOTBALL GAME NOTES



CAREER NOTES: Fourth-year player and three-year letterwinner is a member of the team's Eagles leadership council . . . made the transition from safety to Star linebacker during spring practice . . . has 58 tackles, two pass break-ups and one interception in 44 career games, including six starts . . . three-time Academic All-Big Ten selection . . . father John was a four-year letterwinner at Michigan State (1985-88) and earned first-team All-Big Ten honors as a safety twice (1987-88) . . . graduated with his bachelor's degree in management in December 2018.

2018 SEASON (SENIOR): Has played in all 12 games, as back-up at linebacker and on special teams . . . has seven tackles (four solo, three assists) on the season . . . tallied one tackle on special teams, earning MSU Special Units Player of the Week team award . . . posted pair of stops against Purdue, with one solo and one assist . . . tallied two solo tackles in Michigan game . . . notched one solo and one assist at Penn State.

MILLER'S CAREER HIGHS

Tackles: 7, vs. Michigan (10/29/16)

Tackles For Loss: 1, vs. Michigan (10/17/15)

Interceptions: 1, vs. Indiana (10/24/15)

Pass Break-Ups: 2, vs. Michigan (10/29/16)

MILLER'S STATISTICS

	G/GS	UT	AT	TM	TFL	SACKS	INT	PBU	FR	FF
2015	12/4	16	8	24	1.0-1	0-0	1-0	1	0	0
2016	10/2	12	8	20	0-0	0-0	0-0	2	0	0
2017	11/0	7	0	7	0-0	0-0	0-0	0	0	0
2018	12/0	4	3	7	0-0	0-0	0-0	0	0	0
Career	45/6	39	19	58	1.0-1	0-0	1-0	3	0	0



CAREER NOTES: Fifth-year senior and three-year letterwinner will see time in the playing rotation at safety . . . has 89 tackles, with six pass break-ups and two interceptions in 47 career games with four starts . . . member of the team's Eagles leadership council . . . one of 29 Spartans in program history to earn Academic All-Big Ten honors four times . . . father Jim was a four-year letterman at Michigan State (1981-84), earning first-team All-Big Ten honors as a linebacker as a senior, and spent nine years in the National Football League with the Chicago Bears (1985-93; Super Bowl XX Champions in 1986) and Green Bay Packers (1993) . . . brother Mike played linebacker at Boston College (three-year letterman; 2007, 2009-10) . . . sister Anna was a three-year letterwinner on the Spartan women's basketball team (2012-14) . . . graduated with his bachelor's degree in finance in December 2018.

2018 SEASON (SENIOR): Has 29 tackles (14 solo, 15 assists) with two interceptions and one pass break-up on the season in playing all 12 games . . . posted pair of stops at Maryland, both special teams tackles . . . snared interception and notched four tackles against Purdue, coming up big on back-to-back plays, first making tackle on kickoff after

MSU took 23-13 lead, then ensuing play snaring interception to seal the victory and MSU ran out clock . . . was named to the Pro Football Focus Big Ten Team of the Week for his performance against the Boilermakers . . . tallied three tackles at Penn State, along with a pass break-up on the final play, batting down PSU's Hail Mary attempt to seal the victory for MSU . . . tied season-high with five stops in Central Michigan game . . . saw action at Indiana, tallying two stops . . . snared his first career interception at Arizona State, snaring the pass at the MSU 12-yard line and denying ASU's drive right before halftime, adding five stops, finishing with 14 production points, which led secondary and shared team lead . . . saw action in opener vs. Utah State, posting three tackles.

MORRISSEY'S CAREER HIGHS

Tackles: 11, vs. Notre Dame (9/23/17)

Interceptions: 1, twice, (last vs. Purdue, 11/27/18)

Pass Break-Ups: 1, six times, (last vs. Penn State, 10/13/18)

MORRISSEY'S STATISTICS

	G/GS	UT	AT	TM	TFL	SACKS	INT	PBU	FR	FF
2015	12/0	3	2	5	0-0	0-0	0-0	0	0	0
2016	10/1	12	8	20	0-0	0-0	0-0	1	0	0
2017	13/3	16	19	35	1.5-4	0-0	0-0	4	0	0
2018	12/0	14	15	29	0-0	0-0	2-2	1	0	0
Career	47/4	45	44	89	1.5-4	0-0	2-2	6	0	0

MORRISSEY'S GAME-BY-GAME STATISTICS

2016

DEFENSE	UT	AT	TM	TFL	SACKS	INT	PBU	FR	FF
Furman	0	0	0	0-0	0-0	0-0	0	0-0	0
Notre Dame	2	0	2	0-0	0-0	0-0	0	0-0	0
Wisconsin	1	0	1	0-0	0-0	0-0	0	0-0	0
Indiana	0	0	0	0-0	0-0	0-0	0	0-0	0
BYU	0	1	1	0-0	0-0	0-0	0	0-0	0
Northwestern	3	2	5	0-0	0-0	0-0	0	0-0	0
Maryland	0	0	0	0-0	0-0	0-0	0	0-0	0
Michigan	2	0	0	0-0	0-0	0-0	0	0-0	0
Illinois	3	5	8	0-0	0-0	0-0	1	0-0	0
Rutgers	1	0	0	0-0	0-0	0-0	0	0-0	0
Ohio State				-DNP-INJURED-					
Penn State				-DNP-INJURED-					
Totals	12	8	20	0-0	0-0	0-0	1	0-0	0

2017

DEFENSE	UT	AT	TM	TFL	SACKS	INT	PBU	FR	FF
Bowling Green	0	0	0	0-0	0-0	0-0	0	0-0	0
Western Michigan	4	3	7	1.5-4	0-0	0-0	1	0-0	0
Notre Dame	5	6	11	0-0	0-0	0-0	0	0-0	0
Iowa	0	0	0	0-0	0-0	0-0	1	0-0	0
Michigan	0	1	1	0-0	0-0	0-0	0	0-0	0
Minnesota	2	0	2	0-0	0-0	0-0	1	0-0	0
Indiana	1	2	3	0-0	0-0	0-0	0	0-0	0
Northwestern	1	0	1	0-0	0-0	0-0	0	0-0	0
Penn State	0	0	0	0-0	0-0	0-0	0	0-0	0
Ohio State	1	1	2	0-0	0-0	0-0	0	0-0	0
Maryland	1	2	3	0-0	0-0	0-0	0	0-0	0
Rutgers	0	0	0	0-0	0-0	0-0	0	0-0	0
Washington State	2	3	5	0-0	0-0	0-0	1	0-0	0
Totals	17	18	35	1.5-4	0-0	0-0	4	0-0	0

2018

DEFENSE	UT	AT	TM	TFL	SACKS	INT	PBU	FR	FF
Utah State	0	3	3	0-0	0-0	0-0	0	0-0	0
Arizona State	5	0	5	0-0	0-0	1-0	0	0-0	0
Indiana	2	0	2	0-0	0-0	0-0	0	0-0	0
Central Michigan	1	4	5	0-0	0-0	0-0	0	0-0	0
Northwestern	3	0	3	0-0	0-0	0-0	0	0-0	0
Penn State	1	2	3	0-0	0-0	0-0	1	0-0	0
Michigan	0	1	1	0-0	0-0	0-0	0	0-0	0
Purdue	1	3	4	0-0	0-0	1-2	0	0-0	0
Maryland	1	1	2	0-0	0-0	0-0	0	0-0	0
Ohio State	0	1	1	0-0	0-0	0-0	0	0-0	0
Nebraska	0	0	0	0-0	0-0	0-0	0	0-0	0
Rutgers	0	0	0	0-0	0-0	0-0	0	0-0	0
Totals	14	15	29	0-0	0-0	2-2	1	0-0	0

2018 SPARTAN FOOTBALL GAME NOTES



2018 SEASON (FRESHMAN): Has seven receptions for 112 yards (16.0 ypc) with two TDs and eight carries for 125 yards (15.6 ypc) with one TD in seven games . . . has MSU's longest pass play (48-yards vs. Purdue on Oct. 27) and second-longest rushing play (75-yards vs. Indiana on Sept. 22) of the season, both for TDs . . . missed five games (Central Michigan, Northwestern, Penn State, Ohio State, Nebraska) due to injury . . . was limited in Michigan game, before returning to action in Purdue and Maryland games, but then missed Ohio State and Nebraska; returned to limited action in Rutgers game . . . had one catch for 8 yards and one rush for 6 yards at Maryland in his first career start . . . led MSU with 94 all-purpose yards (70 receiving, 24 rushing) against Purdue . . . on MSU's final drive of the game, rushed for 15 yards and a first down, then five plays later, caught a flip pass and ran it 48 yards for a touchdown . . . ended with three catches for 70 yards and TD, while rushing twice for 24 yards . . . had smashing performance at Indiana, scoring first two touchdowns of career, including a 75-yard TD run in the fourth quarter that sealed the win . . . with MSU up 28-21, busted loose for a 75-yard score on MSU's first play from scrimmage after IU cut the lead to seven, and put the Spartans on top, 35-21, with 3:17 left in the game . . . the 75-yard play is MSU's longest offensive play of the season . . . had three carries for 79 yards total . . . also had a 16-yard TD reception in the first quarter that gave MSU a 7-0 lead, part of four different Spartans in game that all scored their first TD of MSU career . . . named the MSU Offensive Player of the Week for his performance in the Indiana game . . . snared one catch for 4 yards and had two carries for 16 yards at Arizona State . . . made Spartan debut in opener vs. Utah State, one of three true freshmen to make debut, and had one catch for 14 yards.

NAILOR'S CAREER HIGHS

Receptions: 3, vs. Purdue (10/27/18)
Receiving Yards: 70, vs. Purdue (10/27/18)
Receiving TDs: 1, twice, (last vs. Purdue, 10/27/18)
Rushing Yards: 79, vs. Indiana (9/22/18)
Rushing TDs: 1, vs. Indiana (9/22/18)
Total TDs: 2, vs. Indiana (9/22/18)

NAILOR'S STATISTICS

RECEIVING	G/GS	REC.	YDS.	AVG.	TD	LG	YPG
2018	7/1	7	112	16.0	2	48	16.0

RUSHING	ATT	YDS.	AVG.	TD	LG	YPG
2018	8	125	15.6	1	75	17.9

NAILOR'S GAME-BY-GAME STATISTICS

2018	NO.	YDS	TD	LG
RECEIVING				
Utah State	1	14	0	14
Arizona State	1	4	0	4
Indiana	1	16	1	16
Central Michigan	-DNP-INJURED-			
Northwestern	-DNP-INJURED-			
Penn State	-DNP-INJURED-			
Michigan	0	0	0	0
Purdue	3	70	1	48
Maryland	1	8	0	8
Rutgers	0	0	0	0
Totals	7	112	2	48

RUSHING	ATT	YDS	TD	LG
Utah State	0	0	0	0
Arizona State	2	16	0	9
Indiana	3	79	1	75
Central Michigan	-DNP-INJURED-			
Northwestern	-DNP-INJURED-			
Penn State	-DNP-INJURED-			
Michigan	0	0	0	0
Purdue	2	24	0	15
Maryland	1	6	0	6
Ohio State	-DNP-INJURED-			
Nebraska	-DNP-INJURED-			
Rutgers	0	0	0	0
Totals	8	125	1	75



CAREER NOTES: Second-year player will see time in the playing rotation and could also see action returning kicks and punts.

2018 SEASON (SOPHOMORE): Has 12 catches for 114 yards (9.5 ypc) and two rushes for 2 yards on the season in eight games . . . missed the Michigan, Purdue and Maryland games with an injury . . . returned to lineup at Nebraska, snaring two catches for 12 yards . . . more than doubled his season total and nearly matched his career total with career-high five catches for career-best 60 yards at Penn State, along with two punt returns for 11 yards . . . had 11-yard punt return to set up MSU's game-winning drive and also had career-long 21-yard reception and an 11-yard catch during drive, getting MSU across midfield on the first and deep into PSU territory on the second, and setting up game-winning TD . . . tallied career highs by snaring three catches for 31 yards against Central Michigan . . . saw action at Indiana, primarily as kick returner, securing kickoff with a fair catch in fourth quarter after Hoosiers initially lined up for onside kick . . . saw action in opener vs. Utah State, making one catch for 5 yards, marking second-straight season that he had a 5-yard catch in season-opening game.

NELSON'S CAREER HIGHS

Receptions: 5, vs. Penn State (10/13/18)
Receiving Yards: 60, vs. Penn State (10/13/18)
Punt Returns: 2, four times (last vs. Penn State, 10/13/18)
Punt Return Yards: 15, vs. Western Michigan (9/9/17)

NELSON'S STATISTICS

RECEIVING	G/GS	REC.	YDS.	AVG.	TD	LG	YPG
2017	10/0	3	29	9.7	0	23	2.9
2018	8/0	12	114	9.5	0	21	14.2
Career	18/0	15	143	9.5	0	23	7.9

PUNT RETURNS	ATT	YDS.	AVG.	TD	LG
2017	7	34	4.9	0	15
2018	2	11	5.5	0	11
Career	9	45	5.0	0	15

ALL PURPOSE	RUSH	REC	PR	KR	TOTAL	YPG
2017	2	29	34	0	65	6.5
2018	2	114	11	0	127	15.9
Career	4	143	45	0	192	10.7



2018 SPARTAN FOOTBALL GAME NOTES

NELSON'S GAME-BY-GAME STATISTICS

2018

RECEIVING	NO.	YDS	TD	LG
Utah State	1	5	0	5
Arizona State		-DNP-		
Indiana	0	0	0	0
Central Michigan	3	31	0	19
Northwestern	0	0	0	0
Penn State	5	60	0	21
Michigan		-DNP-INJURED-		
Purdue		-DNP-INJURED-		
Maryland		-DNP-INJURED-		
Ohio State	0	0	0	0
Nebraska	2	12	0	7
Rutgers	1	6	0	6
Totals	12	114	0	21

2018

DEFENSE	UT	AT	TM	TFL	SACKS	INT	PBU	FR	FF
Utah State	1	0	1	0-0	0-0	0-0	0	0-0	0
Arizona State	0	0	0	0-0	0-0	0-0	0	0-0	0
Indiana	1	0	1	0-0	0-0	0-0	0	0-0	0
Central Michigan	0	0	0	0-0	0-0	0-0	0	0-0	0
Northwestern	0	0	0	0-0	0-0	0-0	0	0-0	0
Penn State	0	0	0	0-0	0-0	0-0	0	0-0	0
Michigan	0	1	1	0-0	0-0	0-0	0	0-0	0
Purdue	0	1	1	0.5-1	0.5-1	0-0	0	0-0	0
Maryland	0	0	0	0-0	0-0	0-0	0	0-0	0
Ohio State	0	3	3	0-0	0-0	0-0	0	0-0	0
Nebraska	1	0	1	0-0	0-0	0-0	0	0-0	0
Rutgers	0	3	3	0-0	0-0	0-0	0	0-0	0
Totals	3	8	11	0-0	0-0	0-0	0	0-0	0



CAREER NOTES: Fifth-year senior and two-year letterwinner has 24 tackles, including 1.5 sacks, along with one forced fumble and one pass break-up, in 30 career games . . . will see time in the playing rotation along the interior of the defensive line . . . graduated with his bachelor's degree in sociology in December 2018.

2018 SEASON (SENIOR): Has played in all 12 games (230 total snaps) . . . defensive recipient of the MSU President's Award, given to a senior who has shown the most perserverance . . . has 11 tackles, one forced fumble and one pass break-up . . . tied career high for second time in three games with three stops against Rutgers . . . posted one tackle and first forced fumble of career in game at Nebraska . . . tied career-high with three tackles against Ohio State . . . logged half a sack against Purdue . . . recorded one tackle in Michigan game . . . tallied one pass break-up against Central Michigan . . . posted one tackle at Indiana . . . saw action in opener vs. Utah State, logging one stop.

OWENS' CAREER HIGHS

Tackles: 3, three times (last vs. Rutgers, 11/24/18)

Sacks: 1, vs. Michigan (10/7/17)

Forced Fumble: 1, vs. Nebraska (11/17/18)

OWENS' STATISTICS

	G/GS	UT	AT	TM	TFL	SACKS	INT	PBU	FR	FF
2016	6/0	0	2	2	0-0	0-0	0-0	0	0	0
2017	12/0	4	7	11	1-14	1-14	0-0	0	0	0
2018	12/0	3	8	11	0.5-1	0.5-1	0-0	1	0	1
Career	30/0	7	17	24	1.5-15	1.5-15	0-0	1	0	1

OWENS' GAME-BY-GAME STATISTICS

2017

DEFENSE	UT	AT	TM	TFL	SACKS	INT	PBU	FR	FF
Bowling Green	1	0	1	0-0	0-0	0-0	0	0-0	0
Western Michigan	0	3	3	0-0	0-0	0-0	0	0-0	0
Notre Dame	0	1	1	0-0	0-0	0-0	0	0-0	0
Iowa	0	1	1	0-0	0-0	0-0	0	0-0	0
Michigan	1	0	1	1.0-14	1.0-14	0-0	0	0-0	0
Minnesota	0	0	0	0-0	0-0	0-0	0	0-0	0
Indiana	0	0	0	0-0	0-0	0-0	0	0-0	0
Northwestern	1	0	1	0-0	0-0	0-0	0	0-0	0
Penn State	0	0	0	0-0	0-0	0-0	0	0-0	0
Ohio State	0	0	0	0-0	0-0	0-0	0	0-0	0
Maryland	0	1	1	0-0	0-0	0-0	0	0-0	0
Rutgers	0	1	1	0-0	0-0	0-0	0	0-0	0
Washington State	1	0	1	0-0	0-0	0-0	0	0-0	0
Totals	4	7	11	1.0-14	1.0-14	0-0	0	0-0	0



CAREER NOTES: Second-year player has built upon on a solid freshman season with a strong sophomore campaign . . . will see regular time in the playing rotation at defensive end . . . brother, Mike, is a junior defensive tackle on the Spartans.

2018 SEASON (SOPHOMORE): Has played in 11 games, including 10 starts . . . has 27 tackles, including 3.0 tackles for loss, 1.5 sacks, one pass break-up and one forced fumble, along with four QB hurries this season . . . started Rutgers game and logged four stops, posting 10 production points . . . started game at Nebraska at defensive end and posted pair of tackles with one sack and forced fumble that MSU recovered . . . started at Maryland and logged 0.5 tackle for loss . . . started against Purdue and posted three tackles, logging 11 production points . . . started Michigan game and doubled season total by posting career-high eight tackles, including teaming up with his brother on one tackle of UM running back for no gain . . . started at defensive end at Penn State and tallied two tackles, totaling nine production points . . . started Northwestern game and tallied two tackles with 0.5 sack, teaming up with his brother for a sack, adding one pass break-up and two QB hurries, logging 11 production points; named to Pro Football Focus Big Ten Team of the Week . . . started vs. Central Michigan and logged two tackles, including one TFL and added a QB hurry . . . saw limited action at Indiana in return to action after an injury . . . missed Arizona State game with an injury . . . made first career start in opener vs. Utah State, logging two tackles and posting one QB hurry, which forced an interception.

J. PANASIUK'S CAREER HIGHS

Tackles: 8, vs. Michigan (10/20/18)

Tackles For Loss: 1, five times, (last vs. Central Michigan, 9/29/18)

Sacks: 1, twice (last vs. Nebraska, 11/17/18)

Forced Fumble: 1, vs. Nebraska (11/17/18)

J. PANASIUK'S STATISTICS

	G/GS	UT	AT	TM	TFL	SACKS	INT	PBU	FR	FF
2017	13/0	7	8	15	3.0-12	1.0-4	0-0	0	0-0	0
2018	11/10	9	18	27	3.0-14	1.5-12	0-0	1	0-0	1
Career	24/10	16	26	42	6.0-26	2.5-16	0-0	1	0-0	1

2018 SPARTAN FOOTBALL GAME NOTES



J. PANASIUK'S GAME-BY-GAME STATISTICS

2017

DEFENSE	UT	AT	TM	TFL	SACKS	INT	PBU	FR	FF
Bowling Green	1	2	3	0-0	0-0	0-0	0	0-0	0
Western Michigan	2	0	2	1.0-7	0-0	0-0	0	0-0	0
Notre Dame	0	0	0	0-0	0-0	0-0	0	0-0	0
Iowa	0	0	0	0-0	0-0	0-0	0	0-0	0
Michigan	1	0	1	0-0	0-0	0-0	0	0-0	0
Minnesota	0	0	0	0-0	0-0	0-0	0	0-0	0
Indiana	1	4	5	1.0-4	1.0-4	0-0	0	0-0	0
Northwestern	1	1	2	1.0-1	0-0	0-0	0	0-0	0
Penn State	0	0	0	0-0	0-0	0-0	0	0-0	0
Ohio State	1	0	1	0-0	0-0	0-0	0	0-0	0
Maryland	0	0	0	0-0	0-0	0-0	0	0-0	0
Rutgers	0	1	1	0-0	0-0	0-0	0	0-0	0
Washington State	0	0	0	0-0	0-0	0-0	0	0-0	0
Totals	7	8	15	3.0-12	1-4	0-0	0	0-0	0

2018

DEFENSE	UT	AT	TM	TFL	SACKS	INT	PBU	FR	FF
Utah State	0	2	2	0-0	0-0	0-0	0	0-0	0
Arizona State				-DNP-INJURED-					
Indiana	0	0	0	0-0	0-0	0-0	0	0-0	0
Central Michigan	0	2	2	1.0-1	0-0	0-0	0	0-0	0
Northwestern	0	2	2	0.5-6	0.5-6	0-0	1	0-0	0
Penn State	1	1	2	0-0	0-0	0-0	0	0-0	0
Michigan	3	5	8	0-0	0-0	0-0	0	0-0	0
Purdue	1	2	3	0-0	0-0	0-0	0	0-0	0
Maryland	0	1	1	0.5-1	0-0	0-0	0	0-0	0
Ohio State	0	1	1	0-0	0-0	0-0	0	0-0	0
Nebraska	2	0	2	1.0-6	1.0-6	0-0	0	0-0	1
Rutgers	2	2	4	0-0	0-0	0-0	0	0-0	0
Totals	9	17	26	3.0-14	1.5-12	0-0	1	0-0	1



CAREER NOTES: Third-year player and two-year letterwinner has started 28 consecutive games at defensive tackle, tied for the longest starting streak on the team . . . has 62 tackles, including 7.5 for losses and 1.0 sack, with one interception, two pass break-ups and one blocked field goal, in 37 career games . . . his brother, Jacob, is a sophomore defensive end for the Spartans.

2018 SEASON (JUNIOR): Second-team All-Big Ten choice by Pro Football Focus . . . named honorable mention All-Big Ten by both coaches and media . . . earned the MSU Jim Adams Award (unsung hero: defense) . . . has 4.5 tackles for loss and 0.5 sack as part of 23 total stops (eight solo, 14 assists) on the season, adding one interception, two pass break-ups and one blocked field goal . . . leads defensive tackles and ranks third on defense overall with 191 production points . . . logged five tackles including 1.0 TFL in Rutgers game, registering 17 production points . . . despite not being credited with any tackles at Nebraska, drew several blockers to allow other defenders to get free for tackles, posting 16 production points . . . logged four tackles in Ohio State game and compiled 23 production points . . . posted one tackle and one pass break-up after starting game at Maryland, tallying 12 production points . . . started game against Purdue and posted three tackles, including 0.5 tackle for loss and blocking field goal attempt that prevented Purdue from tying game with 16-13 MSU lead, blocking 41-yard attempt with 3:42 left in game and on ensuing drive, MSU scored TD to seal win . . . ended Purdue game with 19 production points . . . started Michigan game and tallied two tackles, including teaming up with his brother on one tackle of UM running back for no gain . . . started at Penn State, posting a pair of tackles and ending with 10 production points . . . started against Northwestern and tallied three tackles, including 0.5 sack, teaming up with his brother for a sack, and adding his first career interception, which set up MSU

for TD and going ahead 19-14, finishing with a defensive-best 22 production points . . . started Central Michigan game and logged one pass break-up and one QB hurry, earning MSU Defensive Player of the Week team award . . . tallied career-high two tackles, both for loss, in starting at defensive tackle at Indiana . . . started Arizona State game, marking his 18th consecutive start, and logged one stop . . . started Utah State game and posted one tackle, including half a tackle for loss; ended with 21 production points, which led defensive line and ranked tied for second overall on defense.

M. PANASIUK'S CAREER HIGHS

Tackles: 7, vs. Ohio State (11/29/16)

Tackles For Loss: 2, vs. Indiana (9/22/18)

Sacks: 1, vs. Notre Dame (9/23/17)

Interception: 1, vs. Northwestern (10/6/18)

Pass Break-Up: 1, twice (last vs. Maryland, 11/3/18)

Blocked FG: 1, vs. Purdue (10/27/18)

M. PANASIUK'S STATISTICS

	G/GS	UT	AT	TM	TFL	SACKS	INT	PBU	FR	FF
2016	12/3	8	6	14	0.5-3	0.5-3	0-0	0	0	0
2017	13/13	10	15	25	2.5-5	0-0	0-0	0	0	0
2018	12/12	8	15	23	4.5-17	0.5-6	1-0	2	0	0
Career	37/28	26	36	62	7.5-25	1.0-9	1-0	2	0	0

M. PANASIUK'S GAME-BY-GAME STATISTICS

2016

DEFENSE	UT	AT	TM	TFL	SACKS	INT	PBU	FR	FF
Furman	0	0	0	0-0	0-0	0-0	0	0-0	0
Notre Dame	0	0	0	0-0	0-0	0-0	0	0-0	0
Wisconsin	1	0	1	0-0	0-0	0-0	0	0-0	0
Indiana	2	0	2	0-0	0-0	0-0	0	0-0	0
BYU	0	0	0	0-0	0-0	0-0	0	0-0	0
Northwestern	1	0	1	0-0	0-0	0-0	0	0-0	0
Maryland	0	0	0	0-0	0-0	0-0	0	0-0	0
Michigan	0	0	0	0-0	0-0	0-0	0	0-0	0
Illinois	0	0	0	0-0	0-0	0-0	0	0-0	0
Rutgers	0	0	0	0-0	0-0	0-0	0	0-0	0
Ohio State	3	4	7	0.5-3	0.5-3	0-0	0	0-0	0
Penn State	1	2	3	0-0	0-0	0-0	0	0-0	0
Totals	8	6	14	0.5-3	0.5-3	0-0	0	0-0	0

2017

DEFENSE	UT	AT	TM	TFL	SACKS	INT	PBU	FR	FF
Bowling Green	0	0	0	0-0	0-0	0-0	0	0-0	0
Western Michigan	1	2	3	0.5-1	0-0	0-0	0	0-0	0
Notre Dame	1	3	4	1.0-1	0-0	0-0	0	0-0	0
Iowa	0	1	1	0-0	0-0	0-0	0	0-0	0
Michigan	1	2	3	0-0	0-0	0-0	0	0-0	0
Minnesota	1	0	1	0-0	0-0	0-0	0	0-0	0
Indiana	2	3	5	0-0	0-0	0-0	0	0-0	0
Northwestern	3	0	3	0-0	0-0	0-0	0	0-0	0
Penn State	0	0	0	0-0	0-0	0-0	0	0-0	0
Ohio State	1	2	3	1.0-3	0-0	0-0	0	0-0	0
Maryland	0	1	1	0-0	0-0	0-0	0	0-0	0
Rutgers	0	0	0	0-0	0-0	0-0	0	0-0	0
Washington State	0	1	1	0-0	0-0	0-0	0	0-0	0
Totals	10	15	25	2.5-3	0-0	0-0	0	0-0	0

2018

DEFENSE	UT	AT	TM	TFL	SACKS	INT	PBU	FR	FF
Utah State	0	1	1	0.5-3	0-0	0-0	0	0	0
Arizona State	0	1	1	0-0	0-0	0-0	0	0	0
Indiana	2	0	2	2.0-3	0-0	0-0	0	0	0
Central Michigan	0	0	0	0-0	0-0	0-0	1	0	0
Northwestern	0	3	3	0.5-6	0.5-6	1-0	0	0	0
Penn State	2	0	2	0-0	0-0	0-0	0	0	0
Michigan	0	2	2	0-0	0-0	0-0	0	0	0
Purdue	0	2	2	0.5-1	0-0	0-0	0	0	0
Maryland	1	0	1	0-0	0-0	0-0	1	0	0
Ohio State	1	3	4	0-0	0-0	0-0	0	0	0
Nebraska	0	0	0	0-0	0-0	0-0	0	0	0
Rutgers	2	3	5	1.0-4	0-0	0-0	0	0	0
Totals	8	15	23	4.5-17	0.5-6	1-0	2	0	0



2018 SPARTAN FOOTBALL GAME NOTES



CAREER NOTES: Second-year player will compete for playing time at cornerback and special teams.

2018 SEASON (SOPHOMORE): Has played in 10 games, including four starts (Central Michigan, Penn State, Michigan, Purdue) . . . missed Maryland and Ohio State games, before returning to limited action at Nebraska . . . has played 261 snaps . . . has 18 stops with one sack and one forced fumble, along with two pass break-ups . . . drew start against Purdue and posted career-high eight tackles and added one pass break-up, registering 14 production points . . . started Michigan game and logged one stop . . . started at Penn State and posted one tackle . . . tallied two tackles and one pass break-up against Northwestern . . . had career-high four tackles in Central Michigan game in his first career start . . . started at Arizona State and tallied three tackles, including first career sack and forced fumble, which came on same third-down play, thwarting ASU drive; added one pass break-up, finishing with 12 production points, which was second among secondary and tied for third overall on defense . . . posted three stops vs. Utah State.

PERSON'S CAREER HIGHS

Tackles: 8, vs. Purdue (10/27/18)

Tackles For Loss: 1, vs. Arizona State (9/8/18)

Sacks: 1, vs. Arizona State (9/8/18)

Pass Break-Up: 1, twice (last vs. Purdue, 10/27/18)

PERSON'S STATISTICS

	G/GS	UT	AT	TM	TFL	SACKS	INT	PBU	FR	FF
2017	6/0	0	4	4	0-0	0-0	0-0	0	0	0
2018	10/4	12	6	18	1.0-9	1.0-9	0-0	2	0	1
Career	16/4	12	10	22	1.0-9	1.0-9	0-0	2	0	1

PERSON'S GAME-BY-GAME STATISTICS

2018	UT	AT	TM	TFL	SACKS	INT	PBU	FR	FF
DEFENSE									
Utah State	0	0	0	0-0	0-0	0-0	0	0	0
Arizona State	2	0	2	1.0-9	1.0-9	0-0	0	0	1
Indiana	0	0	0	0-0	0-0	0-0	0	0	0
Central Michigan	2	2	4	0-0	0-0	0-0	0	0	0
Northwestern	1	1	2	0-0	0-0	0-0	1	0	0
Penn State	1	0	1	0-0	0-0	0-0	0	0	0
Michigan	0	1	1	0-0	0-0	0-0	0	0	0
Purdue	6	2	8	0-0	0-0	0-0	1	0	0
Maryland				-DNP-INJURED-					
Ohio State				-DNP-INJURED-					
Nebraska	0	0	0	0-0	0-0	0-0	0	0	0
Rutgers	0	0	0	0-0	0-0	0-0	0	0	0
Totals	12	6	18	1.0-9	1.0-9	0-0	1	0	1



CAREER NOTES: First-year promising punter prospect . . . walk-on called into duty after injuries to Jake Hartbarger and Tyler Hunt.

2018 SEASON (FRESHMAN): Made Spartan debut in Ohio State game . . . has 20 punts for a 39.7 ypp average with a long of 55 yards, one of five punts of 50+ yards, and has pinned eight inside the 20 and one inside the 10 . . . punted season high for third straight game with eight punts in Rutgers game in cold, snowy and windy conditions, averaging 33.6 ypp with season-high five inside the 20, doubling season total of punts inside the 20 entering the game, with a long of 51 yards . . . punted seven times for a 42.0 ypp average in cold, windy and snowy conditions at Nebraska, with a long of 55 yards and one inside the 20 . . . punted five times for a 46.2 ypp average with a long of 52 yards with two inside the 20 against Ohio State, becoming fifth different punter of season for MSU and the fourth different Spartan punter with a punt of 50+ yards.

PRZYSTRUP'S CAREER HIGHS

Punts: 8, vs. Rutgers (11/24/18)

Punting Yards: 294, vs. Nebraska (11/17/18)

Punting Avg. (Min. 4): 46.2, vs. Ohio State (11/10/18)

Punts Inside 20: 5, vs. Rutgers (11/24/18)

Longest Punt: 55, vs. Nebraska (11/17/18)

PRZYSTRUP'S STATISTICS

PUNTING	G	NO.	YDS.	AVG.	LG	I20	I10	50+
2018	3	20	794	39.7	55	8	1	5

PRZYSTRUP'S GAME-BY-GAME STATISTICS

2018	NO.	YDS	AVG	LG	I20	I10	50+
PUNTING							
Utah State			-DNP-				
Arizona State			-DNP-				
Indiana			-DNP-				
Central Michigan			-DNP-				
Northwestern			-DNP-				
Penn State			-DNP-				
Michigan			-DNP-				
Purdue			-DNP-				
Maryland			-DNP-				
Ohio State	5	231	46.2	52	4	0	2
Nebraska	7	294	42.0	55	1	0	2
Rutgers	8	269	33.6	51	5	1	1
Totals	20	794	39.7	55	10	1	5



CAREER NOTES: Promising second-year player can play any position on the offensive line and will see regular time in the playing rotation . . . primarily played right tackle during his true freshman season in 2017 . . . has played in 24 career games, including 13 starts, which have come in last 13 games dating back to last season.

2018 SEASON (SOPHOMORE): Recipient of the MSU Outstanding Underclass Lineman Award for offense . . . only Spartan to start all 12 games at the same position (right tackle) . . . has played 877 snaps, most of any Spartan offensive player this season . . . ranks third on the Spartan offensive line with 28 knockdowns and tied for fourth with seven dominators . . . started at right tackle at Nebraska and played in all 82 snaps, registering two dominators . . . started Ohio State game at right tackle and played all 68 offensive snaps, tallying two knockdowns . . . was starting right tackle at Maryland, playing 62 snaps, notching one knockdown . . . started against Purdue and played in 75 snaps, logging 3.5 knockdowns and two dominators . . . not only started but played in all 54 plays of Michigan game, recording one dominator and two knockdowns . . . has led or shared lead for most offensive snaps amongst offensive linemen in each of the last four games . . . started at right tackle at Penn State, logging 88 offensive snaps and notching one knockdown to earn Spartan Offensive Lineman of the Week honors . . . was starting right tackle in Northwestern game and logged unit-best tying 81 snaps, posting one knockdown . . . started Central Michigan game at right tackle and played unit-best tying 74 snaps . . . was starting right tackle at Indiana, tying for unit-best 66 plays, notching one dominator and two knockdowns . . . started Arizona State game at right tackle, recording 63 snaps and posting one dominator and two knockdowns . . . started opener vs. Utah State at right tackle, playing 72 snaps and posting two dominators and four knockdowns, sharing unit lead.



CAREER NOTES: Three-year letterwinner received a sixth year of eligibility from the NCAA in May 2018 and has one season of eligibility remaining . . . has recorded 130 tackles, ranking fifth among active Spartans, including 12.0 for losses (25 yards) and 2.0 sacks (10 yards), in 37 career games with the Spartans . . . has started 16 career games at linebacker.

2018 SEASON (SENIOR): Has played in all 12 games, posting 29 tackles (11 solo, 18 assists) with 5.5 tackles for loss . . . logged four stops, including career-high two tackles for loss, in Rutgers game . . . tallied one tackle at Nebraska with 0.5 tackle for loss . . . registered season-high nine tackles against Ohio State, including 1.0 tackle for loss . . . posted pair of tackles in Purdue game . . . logged season-high six tackles in Michigan game, adding 0.5 tackle for loss . . . tallied two tackles including 1.5 TFL against Northwestern . . . notched one tackle in Central Michigan game . . . made two tackles at Indiana . . . recorded one stop at Arizona State.

RESCHKE'S CAREER HIGHS

Tackles: 11, vs. Oregon (9/12/15)

Tackles for loss: 2, vs. Rutgers (11/24/18)

Sacks: 1, twice (last vs. Ohio State, 11/21/15)

Interception: 1, vs. Notre Dame (9/17/16)

RESCHKE'S STATISTICS

	G/GS	UT	AT	TM	TFL	SACKS	INT	PBU	FR	FF
2014	8/0	6	7	13	0-0	0-0	0-0	0	0-0	2
2015	14/14	31	44	75	5.5-16	2-10	0-0	2	0-0	0
2016	3/2	7	6	13	1.0-1	0-0	1-0	1	0-0	1
2018	12/0	11	18	29	5.5-8	0-0	0-0	0	0-0	0
Career	37/16	55	75	130	12.0-25	2-10	1-0	3	0-0	3

RESCHKE'S GAME-BY-GAME STATISTICS

2018

DEFENSE	UT	AT	TM	TFL	SACKS	INT	PBU	FR	FF
Utah State	0	0	0	0-0	0-0	0-0	0	0	0
Arizona State	1	0	1	0-0	0-0	0-0	0	0	0
Indiana	0	2	2	0-0	0-0	0-0	0	0	0
Central Michigan	1	0	1	0-0	0-0	0-0	0	0	0
Northwestern	1	1	2	1.5-3	0-0	0-0	0	0	0
Penn State	0	0	0	0-0	0-0	0-0	0	0	0
Michigan	4	2	6	0.5-1	0-0	0-0	0	0	0
Purdue	0	2	2	0-0	0-0	0-0	0	0	0
Maryland	1	0	1	0-0	0-0	0-0	0	0	0
Ohio State	2	7	9	1.0-1	0-0	0-0	0	0	0
Nebraska	0	1	1	0.5-0	0-0	0-0	0	0	0
Rutgers	1	3	4	2.0-3	0-0	0-0	0	0	0
Totals	11	18	29	5.5-8	0-0	0-0	0	0	0



2018 SPARTAN FOOTBALL GAME NOTES



CAREER NOTES: Talented second-year player returns as a starting cornerback in 2018 . . . named to 2017 Freshman All-America team by ESPN.com . . . started 12 games last season, the most by a true freshman position player in the Mark Dantonio era . . . has 13 career pass break-ups with four interceptions for 17 career passes defended . . . had at least one pass break-up in three of four games played this season as part of at least one PBU in eight of last nine games played back to last season . . . has 40 career tackles in 16 career games with 16 starts . . . is the fourth member of his family to play college football; his brothers Isaiah and Joshua helped Mount Union win a Division III National Championship in 2012; his brother Elijah is currently a junior linebacker at Mount Union and helped the Purple Raiders to the 2017 Division III National Championship.

2018 SEASON (SOPHOMORE): Missed first eight games after suffering a knee injury in preseason camp, making season debut at Maryland and returned to the starting lineup . . . has 10 tackles, three pass break-ups and two interceptions on the season, having streak of one PBU in three straight games and eight in a row back to last season broken by not registering a PBU in Rutgers game, but made up for it with two interceptions . . . snared two interceptions to go with three tackles in start against Rutgers, with one INT coming with 1:32 to play in the game at the MSU 6 as RU was driving for the possible game-winning score . . . ended Rutgers game with 17 production points and was named the Big Ten Co-Defensive Player of the Week. . . now has three interceptions in two games against Rutgers after one in last season's meeting . . . starting cornerback at Nebraska and tallied two tackles to go with one pass break-up . . . started Ohio State game and posted five tackles and one pass break-up . . . saw first action of season at Maryland, making start at boundary cornerback and posted one pass break-up in playing all but one play of 53 defensive snaps.

J. SCOTT'S CAREER HIGHS

Tackles: 6, twice (last vs. Penn State, 11/4/17)

Tackles For Loss: 0.5, twice (last vs. Northwestern, 10/28/17)

Interceptions: 2, vs. Rutgers (11/24/18)

Pass Break-Ups: 3, vs. Northwestern (10/28/17)

Forced Fumble: 1, vs. Iowa (9/30/17)

J. SCOTT'S STATISTICS

	G/GS	UT	AT	TM	TFL	SACKS	INT	PBU	FR	FF
2017	12/12	21	9	30	1.0-3	0-0	2-0	10	0	1
2018	4/4	4	6	10	0-0	0-0	2-12	3	0	0
Career	16/16	25	15	40	1.0-3	0-0	4-12	13	0	1

J. SCOTT'S GAME-BY-GAME STATISTICS

2017

DEFENSE	UT	AT	TM	TFL	SACKS	INT	PBU	FR	FF
Bowling Green	0	1	1	0.5-2	0-0	0-0	2	0	0
Western Michigan	0	0	0	0-0	0-0	1-0	1	0	0
Notre Dame	1	1	2	0-0	0-0	0-0	0	0	0
Iowa	3	1	4	0-0	0-0	0-0	0	0	1
Michigan	2	1	3	0-0	0-0	0-0	0	0	0
Minnesota	2	1	3	0-0	0-0	0-0	0	0	0
Indiana	1	1	2	0-0	0-0	0-0	0	0	0
Northwestern	4	2	6	0.5-1	0-0	0-0	3	0	0
Penn State	5	1	6	0-0	0-0	0-0	1	0	0
Ohio State	2	0	2	0-0	0-0	0-0	1	0	0
Maryland					-DNP-INJURED-				
Rutgers	1	0	1	0-0	0-0	1-0	1	0	0
Washington State	0	0	0	0-0	0-0	0-0	1	0	0
Totals	21	9	30	1.0-3	0-0	2-0	10	0	1

2018

DEFENSE	UT	AT	TM	TFL	SACKS	INT	PBU	FR	FF
Utah State					-DNP-INJURED-				
Arizona State					-DNP-INJURED-				
Indiana					-DNP-INJURED-				
Central Michigan					-DNP-INJURED-				
Northwestern					-DNP-INJURED-				
Penn State					-DNP-INJURED-				
Michigan					-DNP-INJURED-				
Purdue					-DNP-INJURED-				
Maryland	0	0	0	0-0	0-0	0-0	1	0	0
Ohio State	1	4	5	0-0	0-0	0-0	1	0	0
Nebraska	1	1	2	0-0	0-0	0-0	1	0	0
Rutgers	2	1	3	0-0	0-0	2-12	0	0	0
Totals	4	6	10	0-0	0-0	2-12	3	0	0

2018 SPARTAN FOOTBALL GAME NOTES



CAREER NOTES: Fourth-year player and three-year letterwinner . . . has climbed into the MSU career rushing list top 10, now at No. 10 with 2,771 yards, passing Steve Smith (1977-80) and closing in on Duane Goulbourne (1992-94, '96), as well as becoming 10th MSU running back with 2,700 rushing yards . . . is tied for No. 12 on career rushing TDs list with 25, joining Craig Thomas (1990-93) . . . also No. 9 on career rushing attempts with 586, becoming the 14th Spartan with 500 rushing attempts . . . also No. 12 on career rushing yards per game list (66.0 ypg) . . . tied for No. 13 on career touchdowns scored list with 27 (25 rushing, two receiving), matching Scott Greene (1992-95) . . . No. 19 on career all-purpose list (3,199) . . . ranks tied for No. 10 among active FBS career leaders for all-purpose total plays (611) and No. 12 for carries (571), No. 17 for rushing yards and No. 23 for rushing TDs . . . has played in 42 career games, including 22 starts . . . has nine career 100-yard rushing games . . . led MSU in rushing the past three seasons (2015-17) . . . has accepted an invitation to play in the Senior Bowl.

2018 SEASON (SENIOR): Started and played in only four games, being limited by injury, and was possibly going to redshirt, but announced early in December that he will be forgoing his final season of eligibility for NFL Draft . . . played in first two games, before missing next five games (at Indiana, vs. Central Michigan, vs. Northwestern and at Penn State) due to injury . . . returned to starting lineup in Michigan and Purdue games, but then missed last three games (Maryland, Ohio State and Nebraska) due to injury . . . has rushed 55 times for 180 yards (45.0 ypg; 3.3 avg.) . . . posted 15 carries for 52 yards against Purdue and added one catch for 7 yards . . . returned to action in Michigan game and had 10 carries for 25 yards, adding one catch for 15 yards . . . started Arizona State game at tailback and rushed for 19 yards on seven carries and added two catches for 16 yards in injury-shortened action . . . started at tailback in opener vs. Utah State and rushed for game-high 84 yards on 23 carries, adding three catches for 57 yards.

LJ SCOTT'S CAREER HIGHS

Carries: 29, vs. Maryland (11/18/17)

Rushing Yards: 194, vs. Minnesota (10/14/17)

Rushing Touchdowns: 2, six times (last vs. Washington State, 12/28/17)

All-Purpose Yards: 236, vs. Ohio State (11/19/16)

LJ SCOTT'S STATISTICS

RUSHING	G/GS	ATT	YDS.	AVG.	TD	LG	YPG
2015	14/1	146	699	4.8	11	38	49.9
2016	12/10	184	994	5.4	6	61	82.8
2017	12/7	201	898	4.5	8	44	74.6
2018	4/4	55	180	3.3	0	14	45.0
Career	42/22	586	2,771	4.7	25	61	66.0

RECEIVING	REC.	YDS.	AVG.	TD	LG	YPG
2015	3	15	5.0	0	9	1.2
2016	10	147	14.7	1	64	12.2
2017	20	146	7.3	1	26	12.2
2018	7	95	13.6	0	32	23.8
Career	40	403	10.1	2	64	9.6

LJ SCOTT'S GAME-BY-GAME STATISTICS

2015

RUSHING	ATT	YDS	TD	LG
Western Michigan	13	77	0	17
Oregon	11	76	2	38
Air Force	11	23	0	6
Central Michigan	8	54	0	29
Purdue	18	146	2	30
Rutgers	9	42	2	16
Michigan	8	16	2	11
Indiana	11	68	1	26
Nebraska	3	5	0	5
Maryland	2	12	0	15
Ohio State	13	58	0	20
Penn State	11	41	1	7
Iowa	22	73	1	10
Alabama	6	8	0	3
Totals	146	699	11	38

2016

RUSHING	ATT	YDS	TD	LG
Furman	20	105	1	21
Notre Dame	22	98	1	23
Wisconsin	14	61	0	19
Indiana	11	38	0	13
BYU	3	9	0	5
Northwestern	3	25	0	23
Maryland	20	128	1	48
Michigan	22	139	1	40
Illinois	14	50	0	15
Rutgers	20	122	1	22
Ohio State	19	160	1	61
Penn State	16	59	0	11
Totals	184	994	6	61

2017

RUSHING	ATT	YDS	TD	LG
Bowling Green	15	39	0	6
Western Michigan	18	86	1	44
Notre Dame	11	61	0	14
Iowa	14	28	0	9
Michigan	-DNP-INJURED-			
Minnesota	25	194	2	33
Indiana	22	87	1	18
Northwestern	8	16	0	6
Penn State	14	43	1	6
Ohio State	8	30	0	20
Maryland	29	147	1	20
Rutgers	19	57	0	9
Washington State	18	110	2	28
Totals	201	898	8	44

2018

RUSHING	ATT	YDS	TD	LG
Utah State	23	84	0	14
Arizona State	7	19	0	7
Indiana	-DNP-INJURED-			
Central Michigan	-DNP-INJURED-			
Northwestern	-DNP-INJURED-			
Penn State	-DNP-INJURED-			
Michigan	10	25	0	9
Purdue	15	52	0	9
Maryland	-DNP-INJURED-			
Ohio State	-DNP-INJURED-			
Nebraska	-DNP-INJURED-			
Rutgers	-DNP-INJURED-			
Totals	55	180	0	14



2018 SPARTAN FOOTBALL GAME NOTES

LJ SCOTT'S GAME-BY-GAME STATISTICS (Cont'd)

2015

RECEIVING	ATT	YDS	TD	LG
Western Michigan	0	0	0	0
Oregon	0	0	0	0
Air Force	0	0	0	0
Central Michigan	1	9	0	9
Purdue	1	4	0	4
Rutgers	0	0	0	0
Michigan	0	0	0	0
Indiana	0	0	0	0
Nebraska	0	0	0	0
Maryland	0	0	0	0
Ohio State	1	2	0	2
Penn State	0	0	0	0
Iowa	0	0	0	0
Alabama	0	0	0	0
Totals	3	15	0	9

2016

RECEIVING	ATT	YDS	TD	LG
Furman	0	0	0	0
Notre Dame	1	3	0	3
Wisconsin	0	0	0	0
Indiana	0	0	0	0
BYU	0	0	0	0
Northwestern	2	2	0	2
Maryland	0	0	0	0
Michigan	2	47	0	35
Illinois	3	19	0	13
Rutgers	0	0	0	0
Ohio State	2	76	1	64
Penn State	0	0	0	0
Totals	10	147	1	64

2017

RECEIVING	NO.	YDS	TD	LG
Bowling Green	1	-1	0	0
Western Michigan	3	25	1	15
Notre Dame	1	4	0	4
Iowa	1	2	0	2
Michigan	-DNP-INJURED-			
Minnesota	1	26	0	26
Indiana	2	15	0	14
Northwestern	2	11	0	9
Penn State	4	9	0	12
Ohio State	2	16	0	12
Maryland	0	0	0	0
Rutgers	1	13	0	13
Washington State	2	26	0	16
Totals	20	146	1	26

2018

RECEIVING	NO.	YDS	TD	LG
Utah State	3	57	0	32
Arizona State	2	16	0	13
Indiana	-DNP-INJURED-			
Central Michigan	-DNP-INJURED-			
Northwestern	-DNP-INJURED-			
Penn State	-DNP-INJURED-			
Michigan	1	15	0	15
Purdue	1	7	0	7
Maryland	-DNP-INJURED-			
Ohio State	-DNP-INJURED-			
Nebraska	-DNP-INJURED-			
Rutgers	-DNP-INJURED-			
Totals	7	95	0	32



CAREER NOTES: Second-year linebacker has had an expanded role as a sophomore in 2018 . . . has 63 career tackles (27 solo and 36 assists) in 25 career games . . . also has three kick returns for 78 yards (26.0 ypr), as the up back on kickoffs and one carry at running back.

2018 SEASON (SOPHOMORE): Has 29 tackles (7 solo, 22 assists) overall and 0.5 tackle for loss, along with one interception in playing all 12 games . . . has played 266 snaps . . . also has two kick returns for 46 yards (23.0 ypr) and one rush attempt . . . logged five tackles against Rutgers . . . tallied one tackle and one QB hurry on defense at Nebraska, adding one rush attempt . . . posted three tackles against Purdue . . . saw action in Michigan game, including tallying one kick return for 12 yards . . . tallied two tackles at Penn State . . . posted three tackles with 0.5 TFL against Northwestern . . . tallied four stops against Central Michigan, adding a career-long 34-yard kick return . . . snared first career interception at Indiana, thwarting Hoosier drive that had reached midfield . . . added one stop to finish with 12 production points . . . saw action at Arizona State, tallying one tackle . . . saw action in opener vs. Utah State, tying career-high with seven stops, ranking second among linebackers and tied for second overall on defense.

SIMMONS' CAREER HIGHS

Tackles: 7, twice (last vs. Utah State, 8/31/18)

Tackles For Loss: 1.0, vs. Maryland (11/18/17)

Interceptions: 1, vs. Indiana (9/22/18)

SIMMONS' STATISTICS

	G/GS	UT	AT	TM	TFL	SACKS	INT	PBU	FR	FF
2017	13/0	20	14	34	1.5-1	0-0	0-0	0	0	0
2018	12/0	7	22	29	0.5-2	0-0	1-4	0	0	0
Career	25/0	27	36	63	2.0-3	0-0	1-4	0	0	0

SIMMONS' GAME-BY-GAME STATISTICS

2018

DEFENSE	UT	AT	TM	TFL	SACKS	INT	PBU	FR	FF
Utah State	2	5	7	0-0	0-0	0-0	0	0	0
Arizona State	1	0	1	0-0	0-0	0-0	0	0	0
Indiana	0	1	1	0-0	0-0	1-4	0	0	0
Central Michigan	1	3	4	0-0	0-0	0-0	0	0	0
Northwestern	1	2	3	0.5-2	0-0	0-0	0	0	0
Penn State	0	2	2	0-0	0-0	0-0	0	0	0
Michigan	0	0	0	0-0	0-0	0-0	0	0	0
Purdue	0	3	3	0-0	0-0	0-0	0	0	0
Maryland	0	1	1	0-0	0-0	0-0	0	0	0
Ohio State	0	1	1	0-0	0-0	0-0	0	0	0
Nebraska	0	1	1	0-0	0-0	0-0	0	0	0
Rutgers	2	3	5	0-0	0-0	0-0	0	0	0
Totals	7	22	29	0.5-2	0-0	1-4	0	0	0



CAREER NOTES: Fifth-year senior returns as the team's starting tight end in 2018 . . . three-year letterwinner has played in 50 career games, with 21 starts . . . has 29 catches for 320 yards and one TD . . . member of the team's Eagles leadership council . . . three-time Academic All-Big Ten selection graduated in December 2017 with his bachelor's degree in economics and earned his master's degree in marketing research in December 2018 . . . was one of 10 Spartans to help volunteer with the Hurricane Harvey relief efforts during the bye weekend (Sept. 15-17, 2017) in Houston . . . both of his parents were athletes at Army West Point . . . his brother, Mitchell, is a redshirt freshman walk-on linebacker for the Spartans . . . invited to play in the East-West Shrine Game.

2018 SEASON (SENIOR): Named offensive recipient of the MSU President's Award, given to a senior who has shown the most perservice . . . has played in all 12 games, including 11 starting assignments . . . drew start in Rutgers game on Senior Day and snared an 18-yard TD catch for first TD of season . . . started at Nebraska and snared one catch for 14 yards . . . started against Ohio State but did not have an official catch . . . drew start against Purdue and tallied one catch for 13 yards, which earned MSU a first down and set up Spartans for their first TD of game . . . started at Penn State and had one reception for career-long 25-yards . . . snared season-high two catches for 14 yards against Northwestern . . . started against Central Michigan and had one catch for 6 yards . . . started at Indiana and at Arizona State . . . saw action in opener vs. Utah State and was the team's game day captain.

SOKOL'S CAREER HIGHS

Receptions: 3, twice (last vs. Northwestern, 10/28/17)

Receiving Yards: 35, vs. Notre Dame (9/23/17)

Touchdowns: 1, twice (last vs. Rutgers, 11/24/18)

SOKOL'S STATISTICS

RECEIVING	G/GS	REC.	YDS.	AVG.	TD	LG	YPG
2015	14/0	0	0	0.0	0	0	0.0
2016	12/0	2	26	13.0	0	16	2.2
2017	13/11	21	222	10.6	1	22	17.1
2018	12/11	7	90	12.9	1	25	7.5
Career	51/22	30	338	11.3	2	25	6.6

SOKOL'S GAME-BY-GAME STATISTICS

2017

RECEIVING	NO.	YDS	TD	LG
Bowling Green	3	31	1	13
Western Michigan	1	17	0	17
Notre Dame	2	35	0	18
Iowa	2	24	0	18
Michigan	3	14	0	9
Minnesota	0	0	0	0
Indiana	0	0	0	0
Northwestern	3	30	0	16
Penn State	2	15	0	12
Ohio State	2	10	0	6
Maryland	1	12	0	12
Rutgers	1	22	0	22
Washington State	1	12	0	12
Totals	21	222	1	22

2018

RECEIVING	NO.	YDS	TD	LG
Utah State	0	0	0	0
Arizona State	0	0	0	0
Indiana	0	0	0	0
Central Michigan	1	6	0	6
Northwestern	2	14	0	9
Penn State	1	25	0	25
Michigan	0	0	0	0
Purdue	1	13	0	13
Maryland	0	0	0	0
Ohio State	0	0	0	0
Nebraska	1	12	0	12
Rutgers	1	18	1	18
Totals	7	90	1	25



2018 SPARTAN FOOTBALL GAME NOTES

2018 MICHIGAN STATE FOOTBALL

16

BRANDON SOWARDS
 Wyandotte, MI | Roosevelt HS

6-0 // 187 // 2L

CAREER NOTES: Fifth-year player will compete for playing time at flanker . . . can also return punts . . . two-year letterwinner has played in 31 career games, returning to action after missing the entire 2017 season due to a knee injury suffered during preseason camp . . . one of 29 Spartans in program history to earn Academic All-Big Ten honors four times.

2018 SEASON (SENIOR): Has total of 18 catches for 201 yards (11.2 ypc/18.3 ypg) in 12 games with four starts . . . matched or set career-bests in at least one category in three straight games (at Indiana, vs. Indiana and vs. Northwestern) as part of four times this season . . . also leads MSU with 60 punt return yards (nine returns; 6.7 avg.) . . . had one reception for 12 yards against Ohio State . . . snared one catch for 12 yards at Maryland and also had one punt return for 5 yards . . . doubled previous career high with six catches for 48 yards against Purdue . . . had one catch for 8 yards and one punt return for 7 yards in Michigan game . . . made second straight start in Penn State game and had one catch for 5 yards to go with three punt returns for 15 yards . . . made first start of career in Northwestern game, snaring career bests of three catches for 59 yards with a career-long 23-yard reception, adding two punt returns for 9 yards . . . tied previous career-high for second time in four games with two catches with a new career-best 29 yards against Central Michigan, highlighted by career-long 20-yard catch; also had a career-long 24-yard punt return, earning MSU Special Units Player of the Week team honor . . . saw action at Arizona State, catching a then-career-long 16-yard reception . . . saw action in opener vs. Utah State, snaring two catches for 12 yards, for his first two catches of Spartan career.

SOWARDS CAREER HIGHS

Receptions: 6, vs. Purdue (10/27/18)

Receiving Yards: 59, vs. Northwestern (10/6/18)

SOWARDS' STATISTICS

RECEIVING	G/GS	REC.	YDS.	AVG.	TD	LG	YPG
2015	7/0	0	0	0.0	0	0	0.0
2016	12/0	0	0	0.0	0	0	0.0
2017			-DNP-INJURED-				
2018	12/4	18	201	11.2	0	23	16.8
Career	31/4	18	201	11.2	0	23	6.5

PUNT RETURNS	ATT	YDS.	AVG.	TD	LG
2015	0	0	0.0	0	0
2016	15	94	6.3	0	20
2017			-DNP-INJURED-		
2018	9	60	6.7	0	24
Career	24	154	6.4	0	24

SOWARDS' GAME-BY-GAME STATISTICS

2018				
RECEIVING	NO.	YDS	TD	LG
Utah State	2	12	0	7
Arizona State	1	16	0	16
Indiana	0	0	0	0
Central Michigan	2	29	0	20
Northwestern	3	59	0	23
Penn State	1	5	0	5
Michigan	1	8	0	8
Purdue	6	48	0	13
Maryland	1	12	0	12
Ohio State	1	12	0	12
Nebraska	0	0	0	0
Rutgers	0	0	0	0
Totals	18	201	0	23

2018 MICHIGAN STATE FOOTBALL

25

DARRELL STEWART JR.
 Houston, TX | Nimitz HS

6-2 // 217 // 2L

CAREER NOTES: Fourth-year player and two-year letterwinner . . . starting wide receiver who can also return kicks and punts . . . has broken into the MSU career receptions list, now tied for No. 34 with 92 receptions, needing eight more catches to become 30th MSU player with 100 career receptions . . . also No. 9 in career yards/kick return average (25.23), along with No. 22 in receptions/game (2.79) and No. 40 in career kick return yards (328) . . . has 92 catches for 898 yards as part of 1,411 all-purpose yards in 33 career games with 12 starts . . . has MSU's longest active streak of at least one reception in 23 consecutive games, including 15 games with at least three or more catches, along with eight games of five or more receptions . . . has streak of five games in a row with three or more catches . . . ranks second among active players for receptions, while ranking third in receiving yards and fourth in all-purpose yards . . . was one of 10 Spartans to help volunteer with the Hurricane Harvey relief efforts during the bye weekend (Sept. 15-17, 2017) in Houston . . . attended the same high school of current Spartan wide receivers coach Terrence Samuel.

2018 SEASON (SENIOR): Named recipient of the team's Tommy Love Award (most improved player: offense) . . . also won the Doug Weaver "Oil Can" Award (team humorist) for the second year in a row . . . has played in 10 games with seven starts, missing two games (vs. Central Michigan, at Penn State) due to injury . . . has team-leading 39 catches for 368 yards (9.4 ypc/36.8 ypg) receiving, adding three carries for 22 yards and two kick returns for 69 yards (34.5 ypr), for 459 total all-purpose yards (45.9 ypg) . . . tied a second-high and posted fifth game in a row with three or more catches by snaring seven receptions for 53 yards in Rutgers game . . . had fourth straight game with three or more catches with four receptions for 23 yards at Nebraska . . . snared four receptions for 42 yards against Ohio State . . . had three catches for 24 yards with a long of 10 yards at Maryland, but biggest play of game was stripping UMD defensive lineman of ball at goal line after interception and MSU recovered in end zone for touchback and MSU scored on very next play for 24-3 lead . . . posted four catches for 60 yards with one TD against Purdue, celebrating with tribute to teammate and roommate Felton Davis after 11-yard TD catch; added two carries for 7 yards . . . started Michigan game and snared two catches for 24 yards . . . returned to limited action in Northwestern game after missing CMU game with an injury, and had one catch for 25 yards . . . missed Central Michigan game due to injury . . . tallied two catches for 14 yards at Indiana and had career-long 43-yard kick return, coming on opening kickoff . . . started Arizona State game and registered 58 yards, all on receiving with five catches . . . started opener against Utah State and tallied 96 all-purpose yards, including 55 receiving on team-leading and game-best tying seven catches . . . added 26 kick return yards and 15 yards rushing.

STEWART'S CAREER HIGHS

Receptions: 11, vs. Northwestern (10/28/17)

Receiving Yards: 98, vs. Northwestern (10/28/17)

Carries: 3, three times (last vs. Michigan, 10/7/17)

Rushing Yards: 70, vs. Western Michigan (9/9/17)

Kick Return Yards: 79, vs. Notre Dame (9/23/17)

Kick Return: 43, vs. Indiana (9/22/18)

Punt Return Yards: 15, vs. Bowling Green (9/2/17)

All-Purpose Yards: 159, vs. Western Michigan (9/9/17)

STEWART'S STATISTICS

RUSHING	G/GS	ATT	YDS.	AVG.	TD	LG	YPG
2016	10/1	2	3	1.5	0	1	0.3
2017	13/4	20	140	7.0	0	46	11.7
2018	10/7	3	22	7.3	0	15	3.1
Career	32/12	25	165	6.6	0	46	5.5

RECEIVING	REC.	YDS.	AVG.	TD	LG	YPG
2016	3	29	9.7	0	16	2.9
2017	50	501	10.0	2	40	38.5
2018	39	368	9.4	1	27	36.8
Career	92	898	9.8	3	40	27.2

2018 SPARTAN FOOTBALL GAME NOTES



PUNT RETURNS		ATT	YDS.	AVG.	TD	LG
2016		0	0	0.0	0	0
2017		6	20	3.3	0	10
2018		0	0	0.0	0	0
Career		6	20	3.3	0	10
KICKOFF RETURNS		ATT	YDS.	AVG.	TD	LG
2016		5	107	21.4	0	27
2017		6	152	25.3	0	32
2018		2	69	34.5	0	43
Career		13	328	25.2	0	43
ALL PURPOSE	RUSH	REC	PR	KR	TOTAL	YPG
2016	3	29	0	107	139	13.9
2017	140	501	20	152	813	62.5
2018	22	368	0	69	459	45.9
TOTAL	165	898	20	328	1411	42.8

STEWART'S GAME-BY-GAME STATISTICS

2017

RECEIVING	NO.	YDS	TD	LG
Bowling Green	6	85	0	40
Western Michigan	3	33	0	16
Notre Dame	6	41	1	9
Iowa	2	11	0	8
Michigan	3	42	0	30
Minnesota	1	25	0	25
Indiana	3	27	0	15
Northwestern	11	98	0	23
Penn State	5	65	1	25
Ohio State	2	15	0	8
Maryland	1	8	0	8
Rutgers	5	36	0	12
Washington State	2	15	0	12
Totals	50	501	2	40

ALL-PURPOSE	RUSH	REC	KR	PR	TOT
Bowling Green	28	85	22	15	150
Western Michigan	70	33	51	5	159
Notre Dame	2	41	79	0	122
Iowa	1	11	0	0	12
Michigan	13	42	0	0	55
Minnesota	0	25	0	0	25
Indiana	-2	27	0	0	25
Northwestern	27	98	0	0	125
Penn State	0	65	0	0	65
Ohio State	1	15	0	0	16
Maryland	0	8	0	0	8
Rutgers	0	36	0	0	36
Washington State	0	15	0	0	15
Totals	140	501	152	20	813 / 62.5 ypg

2018

RECEIVING	NO.	YDS	TD	LG
Utah State	7	55	0	16
Arizona State	5	58	0	23
Indiana	2	14	0	12
Central Michigan	-	DNP-INJURED-		
Northwestern	1	15	0	15
Penn State	-	DNP-INJURED-		
Michigan	2	24	0	15
Purdue	4	60	1	27
Maryland	3	24	0	10
Ohio State	4	42	0	18
Nebraska	4	23	0	11
Rutgers	7	53	0	11
Totals	39	368	1	27

ALL-PURPOSE	RUSH	REC	KR	PR	TOT
Utah State	15	55	26	0	96
Arizona State	0	58	0	0	58
Indiana	0	14	43	0	57
Central Michigan	-	DNP-INJURED-			
Northwestern	0	15	0	0	15
Penn State	-	DNP-INJURED-			
Michigan	0	24	0	0	24
Purdue	7	60	0	0	67
Maryland	0	24	0	0	24
Ohio State	0	42	0	0	42
Nebraska	0	23	0	0	23
Rutgers	0	53	0	0	53
Totals	22	368	69	0	459 / 45.9 ypg



CAREER NOTES: Fourth-year player is the starting Sam linebacker . . . his father, Clarence, also played high school football at King High School . . . Clarence was a three-year letterwinner (1993-95) at Michigan and earned first-team All-Big Ten honors as a safety in 1995; he was selected in the seventh round of the 1997 National Football League Draft (No. 217 overall) by the Indianapolis Colts . . . earned his bachelor's degree in journalism in December 2018.

2018 SEASON (JUNIOR): Earned MSU Danziger Award (Outstanding Detroit Area Player) . . . has a career-high 30 tackles, including two tackles for loss, one sack, along with two fumble recoveries and one interception in 11 games played, with 11 starts . . . notched five stops with one tackle for loss against Rutgers . . . posted four stops at Nebraska for second-straight multi-tackle outing and sixth of the season . . . tallied two tackles against Ohio State . . . drew start at Sam linebacker at Maryland, posting one tackle with 0.5 sack . . . started against Purdue, and had one tackle, along with one interception in the fourth quarter, rocking Purdue tight end and knocking ball loose, then catching it off deflection off leg . . . started Michigan game and logged career-high six stops, adding 0.5 sack and one fumble recovery; registered 15 production points against the Wolverines . . . started at Penn State and posted career-high five tackles and first career fumble recovery, logging career-high 15 production points, ranking tied for second among linebackers unit and tied for fourth overall on defense . . . started Northwestern game and tallied two tackles and one QB hurry . . . started against Central Michigan . . . started Indiana game, tying career high with three tackles, matching three stops from Indiana game in 2017 . . . did not play at Arizona State . . . made first start of career in opener vs. Utah State, logging one tackle.

THOMPSON'S CAREER HIGHS

Tackles: 6, vs. Michigan (10/20/18)

Interception: 1, vs. Purdue (10/27/18)

Tackles For Loss: 1, vs. Rutgers (11/24/18)

Sack: 0.5, twice (last vs. Maryland, 11/3/18)

Fumble Recovery: 1, twice (last vs. Michigan, 10/20/18)

THOMPSON'S STATISTICS

	G/GS	UT	AT	TM	TFL	SACKS	INT	PBU	FR	FF
2016	11/0	2	4	6	0-0	0-0	0-0	0	0-0	0
2017	12/0	2	9	11	0.5-2	0-0	0-0	0	0-0	0
2018	11/11	12	18	30	2.0-7	1.0-6	1-0	0	2-0	0
Career	33/10	18	31	57	2.5-9	1.0-6	1-0	0	2-0	0

THOMPSON'S GAME-BY-GAME STATISTICS

2018

DEFENSE	UT	AT	TM	TFL	SACKS	INT	PBU	FR	FF
Utah State	1	0	1	0-0	0-0	0-0	0	0-0	0
Arizona State	-	-	-	DNP-					
Indiana	3	0	3	0-0	0-0	0-0	0	0-0	0
Central Michigan	0	0	0	0-0	0-0	0-0	0	0-0	0
Northwestern	0	2	2	0-0	0-0	0-0	0	0-0	0
Penn State	2	3	5	0-0	0-0	0-0	0	1-0	0
Michigan	2	4	6	0.5-3	0.5-3	0-0	0	1-0	0
Purdue	0	1	1	0-0	0-0	1-0	0	0-0	0
Maryland	0	1	1	0.5-3	0.5-3	0-0	0	0-0	0
Ohio State	0	2	2	0-0	0-0	0-0	0	0-0	0
Nebraska	3	1	4	0-0	0-0	0-0	0	0-0	0
Rutgers	1	4	5	1.0-1	0-0	0-0	0	0-0	0
Totals	12	18	30	2.0-7	1.0-6	1-0	0	2-0	0



2018 SPARTAN FOOTBALL GAME NOTES



CAREER NOTES: Talented second-year player returns as a starting wide receiver in 2018. . . can also return kicks and punts . . . 46 of 71 (.648) total catches have resulted in either a first down or touchdown . . . has 71 receptions for 981 yards in career, needing 19 more yards to become 44th MSU player in program history with 1,000 career receiving yards . . . No. 10 on MSU career receptions/game list (3.38) and No. 38 for average yards/catch (13.82) . . . has topped the 1,000 career all-purpose yards mark, now with 1,067 all-purpose yards . . . has three career 100-yard receiving outings . . . his father, Sheldon, is the executive director of player personnel and recruiting for the Spartans and previously worked 19 seasons in the front office with the Detroit Lions; he played defensive back in the NFL for six seasons (1988-93).

2018 SEASON (SOPHOMORE): Has played in eight games with seven starts . . . suffered a broken hand vs. Central Michigan and missed four games (Northwestern, Penn State, Michigan, Purdue) before returning to action at Maryland . . . has 36 receptions for 491 (13.6 ypc/61.4 ypg) yards and two TDs, adding one rush for 22 yards and a TD, in seven games . . . would rank seventh in BTG in receiving yards per game (61.4), but doesn't reach league minimum . . . 24 of 36 (.666) catches have gone for either a first down or touchdown . . . snared four receptions for 44 yards and added first rush of season for 22 yards and a TD with 3:57 to play that proved to be game-winner in Rutgers game . . . had two catches for 12 yards at Nebraska . . . had game highs of eight catches for 115 yards against Ohio State . . . in return to action, had two catches for 20 yards, including acrobatic catch on a third-and-9 play for 24 yards, with the defender being called for pass interference but still made catch . . . had two catches for 40 yards with a long of 24 yards vs. Central Michigan, with both going for first downs, before hand injury in second quarter . . . caught four passes for 77 yards at Indiana, with two going for first down . . . also threw first pass of season for 6 yards to Brian Lewerke in third quarter, and added three punt returns for 21 yards . . . started at Arizona State and snared a career-high tying nine catches for 113 yards, including a 31-yard TD reception in the third quarter . . . seven of his nine catches were either good for a first down or touchdown . . . named to Pro Football Focus Big Ten Team of the Week vs. ASU . . . started opener vs. Utah State and posted team-leading 70 receiving yards on five catches, with a long of 40 yards, as well as an 8-yard TD catch in the second quarter . . . four of his five catches went for either a first down or a touchdown.

WHITE'S CAREER HIGHS

Receptions: 9, two times (last vs. Arizona State, 8/8/18)

Receiving Yards: 165, vs. Northwestern (10/28/17)

Receiving Touchdowns: 2, two times (last vs. Washington State, 12/28/17)

Rushing Touchdowns: 1, vs. Rutgers (11/24/18)

WHITE'S STATISTICS

RECEIVING	G/GS	REC.	YDS.	AVG.	TD	LG	YPG
2017	13/6	35	490	14.0	4	60	37.7
2018	8/7	36	491	13.6	2	40	61.4
Career	21/13	71	981	13.8	6	60	46.7

RUSHING	ATT	YDS.	AVG.	TD	LG	YPG
2017	4	19	4.8	0	9	1.5
2018	1	22	22.0	1	22	2.8
Career	5	41	8.2	1	22	2.0

PUNT RETURNS	ATT	YDS.	AVG.	TD	LG
2017	7	22	3.1	0	21
2018	5	23	4.6	0	13
Career	12	45	3.8	0	21

ALL PURPOSE	RUSH	REC	PR	KR	TOTAL	YPG
2017	19	490	22	0	531	40.8
2018	22	491	23	0	536	67.0
Career	41	981	45	0	1067	50.8

WHITE'S GAME-BY-GAME STATISTICS


2017

RECEIVING	NO.	YDS	TD	LG
Bowling Green	1	12	0	12
Western Michigan	0	0	0	0
Notre Dame	2	21	0	12
Iowa	1	17	0	17
Michigan	0	0	0	0
Minnesota	1	0	0	0
Indiana	6	99	0	34
Northwestern	9	165	2	60
Penn State	5	51	0	20
Ohio State	5	42	0	17
Maryland	0	0	0	0
Rutgers	2	42	0	24
Washington State	3	41	2	16
Totals	35	490	4	60

2018

RECEIVING	NO.	YDS	TD	LG
Utah State	5	70	1	40
Arizona State	9	113	1	31
Indiana	4	77	0	32
Central Michigan	2	40	0	24
Northwestern	-	-DNP-INJURED-	-	-
Penn State	-	-DNP-INJURED-	-	-
Michigan	-	-DNP-INJURED-	-	-
Purdue	-	-DNP-INJURED-	-	-
Maryland	2	20	0	24
Ohio State	8	115	0	27
Nebraska	2	12	0	10
Rutgers	4	44	0	15
Totals	36	491	2	40

2018 SPARTAN FOOTBALL GAME NOTES



- FIRST-TEAM ALL-AMERICAN (THE ATHLETIC)
- SECOND-TEAM ALL-AMERICAN (FWAA, PHIL STEELE, SPORTING NEWS, WALTER CAMP FOOTBALL FOUNDATION)
- BIG TEN CONFERENCE SMITH-BROWN DEFENSIVE LINEMAN OF THE YEAR
- FIRST-TEAM ALL-BIG TEN (COACHES, MEDIA, AP, PRO FOOTBALL FOCUS, ESPN.COM, ATHLON SPORTS, PHIL STEELE)
- MSU GOVERNOR'S AWARD (MOST VALUABLE PLAYER)

CAREER NOTES: Fourth-year player is in his second season as a starting defensive end in 2018 . . . member of the team's Eagles leadership council . . . ranks fourth among active Spartans with 149 tackles, nearly evenly split with 71 solo stops and 78 assists, a near-identical 73 total tackles on 35 solo and 38 assists last season . . . has amassed 35.0 tackles for loss and 15.5 sacks, in 26 career games, including 24 starts . . . tied for No. 9 on MSU's career tackles for loss list with 35.0 TFLs and tied for No. 10 on career sacks list with 15.5 . . . ranks fourth in FBS among active career leaders with 1.35 tackles for loss per game . . . also 13th in FBS among active players with 0.60 sacks/game . . . former walk-on earned a scholarship in the spring of 2017 . . . chemistry major.

2018 SEASON (JUNIOR): Named first-team All-American by The Athletic, as well as second-team All-American by four other publications (Football Writers Association of America, Phil Steele, Sporting News, Walter Camp Football Foundation) . . . second Spartan to be named the Big Ten Conference Smith-Brown Defensive Lineman of the Year . . . picked up first-team All-Big Ten accolades from the Big Ten coaches, media, AP, Pro Football Focus, ESPN.com, Athlon Sports and Phil Steele . . . became the first-ever Spartan defensive end to win the Governor's Award (team MVP), which has been given out since 1931 . . . named one of 10 semifinalists for the Burlsworth Trophy, given to the nation's most outstanding player that began his career as a walk-on . . . ranks first in the FBS among defensive ends by PFF with 21 QB hits . . . No. 2 on MSU single-season tackles for loss list with 20.5 (Julian Peterson with 30 in 1999) . . . leads B1G and ranks seventh in FBS in tackles for loss (20.5), ranking second in the conference and 16th in country in tackles for loss yards (84), also leading the league and ranking sixth in the nation in TFL/game (1.71) . . . ranks tied for fourth in B1G and tied for 28th in FBS in sacks (8.5), as well as third in the conference and ranking tied for 17th in country in sack yardage (60), along with fourth in league and tied for 30th in nation in sacks/game (0.71) . . . leads all defensive linemen in the FBS with 76 tackles (36 solo, 40 assists), along with 20.5 TFLs, including 8.5 sacks and 12 QB hurries, all of which lead the team and shares the team lead with one forced fumble, adding one pass break-up, and second on team with one fumble recovery . . . leads defensive linemen and ranks second on defense in production points (239) . . . posted three tackles and one QB hurry in Rutgers game, notching 12 production points . . . for second consecutive game, tied career high with 3.5 tackles for loss (5 yards), as part of nine total tackles at Nebraska, also recovering a fumble in the second quarter, ending with defense-leading 29 production points; named to Pro Football Focus Big Ten Team of the Week . . . posted career-high 13 tackles in Ohio State game, as well as career-best 3.5 tackles for loss, with one sack and adding one pass break-up and one QB hurry . . . started at Maryland and had smashing game, posting 2.5 tackles for loss and 2.0 sacks as part of seven tackles, posting 21 production points . . . drew start against Purdue and posted four tackles to go with four QB hurries, posting 20 production points, which led defensive ends and ranked third on the defensive line and fourth on defense overall, but was denied a TFL for first time this season . . . started Michigan game and logged nine tackles, including 2.0 TFL and 0.5 sack, adding two QB hurries; led the defensive line with 19 production points vs. UM . . . started at defensive end against Northwestern and tallied team-high tying eight tackles, with 1.5 TFL, totalling 20 production points, which was tied for second on defensive line and overall on defense, while playing 57 of 64 defensive snaps . . . started Central Michigan game at defensive end and posted five tackles, including 1.5 TFL and one sack, logging 18 production points, which led the defensive ends and ranked second on the defense . . . started game at Indiana and posted eight tackles with two TFLs, including one sack, and added one QB hurry to post 25 production points, which led entire defense; named to Pro Football Focus Big Ten Team of the Week . . .

started at Arizona State at defensive end and tallied two tackles with 1.0 tackle for loss, finishing with 12 production points, leading the defensive ends and ranking tied for third overall on defense . . . started opener vs. Utah State and posted six tackles, including 2.0 tackles for loss, both of which were sacks, adding one forced fumble and three QB hurries, leading defensive line in tackles and ranking tied for fourth on defense . . . finished with 17 production points, leading defense ends, ranking second on defensive line and fourth overall on defense . . . the 2.0 sacks tied his career-high for the fourth time in career and was his 11th career game with at least 0.5 TFL.

WILLEKES' CAREER HIGHS

Tackles: 13, vs. Ohio State (11/10/18)
Tackles For Loss: 3.5, twice (last vs. Nebraska, 11/17/18)
Sacks: 2.0, five times (last vs. Maryland, 11/3/18)
Forced Fumble: 1, twice (last vs. Utah State, 8/31/18)
Fumble Recovery: 1, three times (last vs. Nebraska, 11/17/18)
Pass Break-Up: 1, four times (last vs. Ohio State, 11/10/18)

WILLEKES' STATISTICS

	G/GS	UT	AT	TM	TFL	SACKS	INT	PBU	FR	FF
2016	1/0	0	0	0	0-0	0-0	0	1	0	0
2017	13/12	35	38	73	14.5-42	7.0-28	0	2	2	1
2018	12/12	36	40	76	20.5-84	8.5-60	0	1	1	1
Career	26/24	71	78	149	35.0-126	15.5-88	0	4	3	2

WILLEKES' GAME-BY-GAME STATISTICS


DEFENSE

2017	UT	AT	TM	TFL	SACKS	INT	PBU	FR	FF
Bowling Green	1	1	2	1.0-1	0-0	0	1	0	0
Western Michigan	1	2	3	1.0-2	0-0	0	0	0	0
Notre Dame	3	7	10	0.5-1	0-0	0	0	0	0
Iowa	0	2	2	0.5-0	0-0	0	0	0	0
Michigan	4	5	9	3.0-11	2.0-8	0	0	0	0
Minnesota	4	2	6	2.0-10	2.0-10	0	0	1	1
Indiana	3	4	7	0-0	0-0	0	0	0	0
Northwestern	4	1	5	0.5-1	0-0	0	0	1	0
Penn State	1	4	5	2.0-4	1.0-2	0	1	0	0
Ohio State	5	4	9	1.0-1	0-0	0	0	0	0
Maryland	4	5	9	3.0-11	2.0-8	0	0	0	0
Rutgers	1	1	2	0-0	0-0	0	0	0	0
Washington State	4	0	4	0-0	0-0	0	0	0	0
Totals	35	38	73	14.5-42	7-28	0	2	0	0

2018	UT	AT	TM	TFL	SACKS	INT	PBU	FR	FF
DEFENSE									
Utah State	5	1	6	2.0-19	2.0-19	0	0	0	1
Arizona State	2	0	2	1.0-1	0-0	0	0	0	0
Indiana	5	3	8	2.0-6	1.0-1	0	0	0	0
Central Michigan	2	3	5	1.5-9	1.0-8	0	0	0	0
Northwestern	2	6	8	1.5-3	0-0	0	0	0	0
Penn State	1	1	2	1.0-7	1.0-7	0	0	0	0
Michigan	4	5	9	2.0-9	0.5-4	0	0	0	0
Purdue	1	3	4	0-0	0-0	0	0	0	0
Maryland	4	3	7	2.5-17	2.0-17	0	0	0	0
Ohio State	4	9	13	3.5-8	1.0-4	0	1	0	0
Nebraska	5	4	9	3.5-5	0-0	0	0	1-7	0
Rutgers	1	2	3	0-0	0-0	0	0	0-0	0
Totals	36	40	76	20.5-84	8.5-60	0	1	1-7	1



2018 SPARTAN FOOTBALL GAME NOTES



- FIRST-TEAM ALL-BIG TEN (ASSOCIATED PRESS)
- THIRD-TEAM ALL-BIG TEN (COACHES, MEDIA, ATHLON SPORTS, PHIL STEELE)

CAREER NOTES: Fourth-year player and two-year letterwinner has started 28 consecutive games at nose tackle, tied for the longest active start streak on the team . . . member of the team's Eagles leadership council . . . has 108 tackles in 36 career games, becoming eighth active Spartan with 100 career tackles . . . has 20.5 tackles for loss and 6.0 sacks in his career, with six pass break-ups and two forced fumbles.

2018 SEASON (JUNIOR): First-team All-Big Ten selection by The Associated Press . . . named third-team All-Big Ten by the Big Ten coaches, media, Athlon Sports and Phil Steele . . . earned MSU Outstanding Underclass Lineman Award for defense . . . recipient of the MSU Iron Man Award for the second year in a row . . . ranks tied for 19th in B1G with 9.5 tackles for loss, also ranking tied for 20th in the conference in TFL/game (0.79) . . . has a career-best 49 tackles on the season (16 solo, 33 assists), including a career-high 9.5 tackles for loss and 1.5 sacks, along with five pass break-ups and one forced fumble, adding three QB hurries . . . ranks second among defensive tackles and is fourth on defense with 183 production points . . . registered three tackles in Rutgers game and notching 16 production points . . . logged five tackles, with 0.5 TFL and one pass break-up at Nebraska, registering 23 production points . . . posted six tackles, including one TFL, against Ohio State . . . logged one tackle and one pass break-up at Maryland, registering 11 production points . . . recorded season-high and career-high tying six tackles against Purdue, with 0.5 TFL and one QB hurry, tallying 22 production points, leading defensive line and ranking second on defense overall . . . registered four tackles in Michigan game, logging 1.5 TFL and one forced fumble . . . named to Pro Football Focus Big Ten Team of the Week after posting season-high tying five stops at Penn State, logging 20 production points, leading defensive line and ranking tied for second overall on defense, along with being a part of a fake field goal attempt in the fourth quarter . . . tallied three tackles with 2.0 tackles for loss, one pass break-up and one QB hurry in game against Northwestern . . . recorded three tackles with one tackle for loss and 0.5 sack against Central Michigan . . . was game day captain at Indiana, starting at defensive tackle and posted three stops with one sack, notching 19 production points, which led the defensive tackles and tied for third overall on defense . . . started game at Arizona State and tallied five tackles, highlighted by career-high 2.0 TFLs . . . started opener against Utah State at logged five stops, ranking second on defensive line.

WILLIAMS' CAREER HIGHS

Tackles: 6, twice (last vs. Purdue, 10/27/18)
Tackle For Loss: 2, twice (last vs. Northwestern, 10/6/18)
Sacks: 1, five times (last vs. Indiana, 9/22/18)
Pass Break-Ups: 2, vs. Indiana (9/22/18)
Forced Fumble: 1, twice (last vs. Michigan, 10/20/18)

WILLIAMS' STATISTICS

	G/GS	UT	AT	TM	TFL	SACKS	INT	PBU	FR	FF
2016	11/3	11	17	28	5.0-14	2.0-10	0	1	0	1
2017	13/13	13	18	31	6.0-23	2.5-11	0	0	0	0
2018	12/12	16	33	49	9.5-30	1.5-9	0	5	0	1
Career	36/28	40	68	108	20.5-67	6.0-30	0	6	0	2

WILLIAMS' GAME-BY-GAME STATISTICS

2016										
DEFENSE	UT	AT	TM	TFL	SACKS	INT	PBU	FR	FF	
Furman	0	3	3	0-0	0-0	0	0	0	0	
Notre Dame	2	0	2	1-5	1-5	0	0	0	0	
Wisconsin	3	1	4	1-5	1-5	0	0	0	1	
Indiana	1	2	3	1-1	0-0	0	0	0	0	
BYU				-DNP-INJURED-						
Northwestern	2	2	4	1.5-2	0-0	0	0	0	0	
Maryland	1	0	1	0-0	0-0	0	0	0	0	
Michigan	0	2	2	0-0	0-0	0	0	0	0	
Illinois	0	0	0	0-0	0-0	0	0	0	0	
Rutgers	0	2	2	0.5-1	0-0	0	0	0	0	
Ohio State	1	2	3	0-0	0-0	0	1	0	0	
Penn State	1	3	4	0-0	0-0	0	0	0	0	
Totals	11	17	28	5-14	2-10	0	1	0	1	

2017

DEFENSE	UT	AT	TM	TFL	SACKS	INT	PBU	FR	FF	
Bowling Green	0	0	0	0-0	0-0	0	0	0	0	
Western Michigan	1	2	3	1-8	1-8	0	0	0	0	
Notre Dame	1	1	2	1-4	0-0	0	0	0	0	
Iowa	2	2	4	0.5-1	0-0	0	0	0	0	
Michigan	0	1	1	0-0	0-0	0	0	0	0	
Minnesota	3	1	4	0-0	0-0	0	0	0	0	
Indiana	1	5	6	0.5-1	0-0	0	0	0	0	
Northwestern	1	0	1	0-0	0-0	0	0	0	0	
Penn State	0	3	3	1.0-3	0.5-1	0	0	0	0	
Ohio State	1	1	2	0-0	0-0	0	0	0	0	
Maryland	0	1	1	0-0	0-0	0	0	0	0	
Rutgers	2	0	2	1.0-2	1.0-2	0	0	0	0	
Washington State	1	1	2	1.0-4	0-0	0	0	0	0	
Totals	13	18	31	5.0-19	2.5-11	0	0	0	0	

2018

DEFENSE	UT	AT	TM	TFL	SACKS	INT	PBU	FR	FF	
Utah State	2	3	5	0-0	0-0	0	0	0	0	
Arizona State	4	1	5	2.0-3	0-0	0	0	0	0	
Indiana	2	1	3	1.0-5	1.0-5	0	2	0	0	
Central Michigan	1	2	3	1.0-6	0.5-4	0	0	0	0	
Northwestern	1	2	3	2.0-8	0-0	0	1	0	0	
Penn State	2	3	5	0-0	0-0	0	0	0	0	
Michigan	2	2	4	1.5-3	0-0	0	0	0	1	
Purdue	1	5	6	0.5-3	0-0	0	0	0	0	
Maryland	0	1	1	0-0	0-0	0	1	0	0	
Ohio State	1	5	6	1.0-2	0-0	0	0	0	0	
Nebraska	0	5	5	0.5-0	0-0	0	1	0	0	
Rutgers	0	3	3	0-0	0-0	0	0	0	0	
Totals	16	33	49	9.5-30	1.5-9	0	3	0	1	

2018 SPARTAN FOOTBALL GAME NOTES



- SECOND-TEAM ALL-BIG TEN (PRO FOOTBALL FOCUS)
- THIRD-TEAM ALL-BIG TEN (MEDIA, ATHLON SPORTS)
- SENIOR CLASS AWARD FINALIST

CAREER NOTES: Fourth-year player and three-year letterwinner is in his second straight year as a starting safety . . . named a semifinalist for the National Football Foundation National-Scholar Athlete Class . . . nominated for the Allstate/AFCA Good Works Team for his community service . . . has accepted an invitation to play in the Senior Bowl . . . was the keynote player speaker at the 2018 Big Ten Kickoff Luncheon in Chicago and delivered an inspirational speech calling on his fellow Big Ten players to make a difference in their communities; he received a standing ovation and video of his speech went viral across social media . . . selected one of 10 finalists for the Senior CLASS Award: to be eligible for the prestigious award – which former Spartan quarterback Kirk Cousins won in 2011 – a student-athlete must be classified as an NCAA Division I FBS senior and have notable achievements in four areas of excellence: community, classroom, character and competition . . . also named to the watch list for the Wuerffel Trophy, presented annually to the player who best combines exemplary community service with athletic and academic achievement . . . has 193 career tackles, nearly evenly split with 95 solo tackles and 98 assists, including 6.5 tackles for loss and 4.0 sacks, along with 14 pass break-ups, four interceptions and two forced fumbles in 45 career games, making 29 starts . . . has three interceptions in last 13 games played . . . ranks second among active players on team with 18 passes defended and third among active players with 14 pass break-ups and tied for second with four interceptions . . . ranks third among active Spartans with 193 career tackles . . . one of three team captains . . . member of the team's Eagles leadership council . . . three-time Academic All-Big Ten selection . . . owns a 3.24 grade-point average and earned his bachelor's degree as an interdisciplinary studies in social science major, with an emphasis on community governance and advocacy, in December 2018 . . . volunteers his time at several community events, including the King Community Center in his hometown of Jackson, Michigan, where his father, John, is the director.

2018 SEASON (SENIOR): Second-team All-Big Ten choice by Pro Football Focus . . . earned third-team All-Big Ten by the media and Athlon Sports, and honorable mention by the coaches . . . earned three awards at the team awards banquet: MSU Biggie Munn Award (most inspirational: defense), the MSU Football Players Association Community Service Award, and the MSU Captains Award . . . voted one of three team captains in vote by team . . . named the Big Ten Defensive Player of the Week (Oct. 15) for his performance at Penn State . . . ranks tied for ninth in B1G and tied for 84th in FBS in passes defended (10), while ranking tied for 11th in the conference and tied for 92nd in country in passes defended/game (0.83), tallying eight pass break-ups and two interceptions, ranking tied for ninth in B1G and tied for 96th in FBS in pass break-ups (8) and tied for 21st in league in INT (2) . . . ranks 21st in conference in total tackles (81) and 22nd in tackles/game (6.8) . . . has 81 total tackles (38 solo, 43 assists), which is a new career high and ranks second on team with eight pass break-ups and sharing the team lead with two interceptions this season . . . ranks second among defensive backs and seventh on defense in production points (131) . . . logged four stops in Rutgers game . . . posted six tackles, including 0.5 TFL, and adding one pass break-up at Nebraska, tallying 11 production points . . . registered career-high 15 tackles against Ohio State, for his fourth double-figure tackle total, adding 0.5 TFL . . . logged team-leading nine tackles at Maryland, posting secondary-leading 10 production points . . . recorded three tackles and one QB hurry vs. Purdue, including one a key fourth-down stop in the fourth quarter; named Spartan Defensive Player of the Week against the Boilermakers . . . posted eight stops with two pass break-ups in Michigan game . . . named the Big Ten Defensive Player of the Week on Oct. 15 for his performance at Penn State, leading the Spartans with a season-high nine tackles, including seven solo stops, and also forced a fumble on PSU quarterback Trace McSorley in the first quarter; also recorded his team-leading fifth pass break-up of the season later in the game . . . logged five tackles with one INT against Northwestern, with oskie coming in first quarter that set up MSU's first FG of game . . . named to Pro Football Focus Big Ten Team of the Week after registering five tackles and one pass break-up vs. Central

Michigan; notched 12 production points to lead secondary against CMU . . . started game at Indiana at strong safety, logging four tackles, all solo stops . . . started Arizona State game at safety and posted six stops . . . started opener vs. Utah State and tallied seven tackles and one interception, returning it career-long 20 yards, and added career-best three pass break-ups, tying career totals for interception return yards and pass break-ups . . . his interception came early in the second quarter and set up MSU for a touchdown on Spartans' ensuing offensive drive . . . named the MSU Defensive Player of the Week for his performance against Utah State.

WILLIS' CAREER HIGHS

Tackles: 15, vs. Ohio State (11/10/18)
Tackle For Loss: 1, five times (last vs. Maryland, 11/18/17)
Sacks: 1, four times (last vs. Maryland, 11/18/17)
Pass Break-ups: 3, vs. Utah State (8/31/18)
Interception: 1, four times (last vs. Northwestern, 10/6/18)
Forced Fumble: 1, three times (last vs. Penn State, 10/13/18)

WILLIS' STATISTICS

	G/GS	UT	AT	TM	TFL	SACKS	INT	PBU	FR	FF
2015	9/3	2	9	11	0-0	0-0	0-0	1	0	0
2016	11/1	16	14	30	0-0	0-0	0-0	2	0	1
2017	13/13	39	32	71	5.5-26	4.0-24	2-20	3	0	1
2018	12/12	38	43	81	1.0-2	0-0	2-30	8	0	1
Career	45/29	95	98	193	6.5-28	4.0-24	4-50	14	0	3

WILLIS' GAME-BY-GAME STATISTICS

2016	DEFENSE	UT	AT	TM	TFL	SACKS	INT	PBU	FR	FF
Furman	2	2	4	0-0	0-0	0-0	0-0	0	0	0
Notre Dame	1	0	1	0-0	0-0	0-0	0-0	0	0	1
Wisconsin	0	1	1	0-0	0-0	0-0	0-0	0	0	0
Indiana	1	0	1	0-0	0-0	0-0	0-0	0	0	0
BYU	2	0	2	0-0	0-0	0-0	0-0	0	0	0
Northwestern	2	4	6	0-0	0-0	0-0	0-0	0	0	0
Maryland	6	5	11	0-0	0-0	0-0	1	0	0	0
Michigan	0	1	1	0-0	0-0	0-0	1	0	0	0
Illinois							-DNP-INJURED-			
Rutgers	2	1	3	0-0	0-0	0-0	0	0	0	0
Ohio State	0	0	0	0-0	0-0	0-0	0	0	0	0
Penn State	0	0	0	0-0	0-0	0-0	0	0	0	0
Totals	16	14	30	0-0	0-0	0-0	2	0	1	

2017	DEFENSE	UT	AT	TM	TFL	SACKS	INT	PBU	FR	FF
Bowling Green	2	1	3	0-0	0-0	0-0	0	0	0	0
Western Michigan	2	6	8	0-0	0-0	0-0	1	0	0	0
Notre Dame	3	4	7	0.5-1	0-0	0-0	0	0	0	0
Iowa	3	3	6	1.0-7	1.0-7	0-0	1	0	0	0
Michigan	8	2	10	0-0	0-0	0-0	0	0	0	0
Minnesota	1	1	2	0-0	0-0	1-19	0	0	0	0
Indiana	5	2	7	1.0-2	0-0	0-0	0	0	0	0
Northwestern	2	4	6	1.0-1	1.0-1	0-0	0	0	0	0
Penn State	9	2	11	1.0-9	1.0-9	0-0	1	0	0	0
Ohio State	1	5	6	0-0	0-0	0-0	0	0	0	0
Maryland	2	0	2	1.0-7	1.0-7	0-0	0	0	0	1
Rutgers	1	2	3	0-0	0-0	0-0	0	0	0	0
Washington State	0	0	0	0-0	0-0	1-1	0	0	0	0
Totals	39	32	71	5.5-26	4.0-24	2-20	3	0	1	

2018	DEFENSE	UT	AT	TM	TFL	SACKS	INT	PBU	FR	FF
Utah State	3	4	7	0-0	0-0	1-20	3	0	0	0
Arizona State	5	1	6	0-0	0-0	0-0	0	0	0	0
Indiana	4	0	4	0-0	0-0	0-0	0	0	0	0
Central Michigan	3	2	5	0-0	0-0	0-0	1	0	0	0
Northwestern	2	3	5	0-0	0-0	1-10	0	0	0	0
Penn State	7	2	9	0-0	0-0	0-0	1	0	1	1
Michigan	1	7	8	0-0	0-0	0-0	2	0	0	0
Purdue	2	1	3	0-0	0-0	0-0	0	0	0	0
Maryland	3	6	9	0-0	0-0	0-0	0	0	0	0
Ohio State	5	10	15	0.5-1	0-0	0-0	0	0	0	0
Nebraska	2	4	6	0.5-1	0-0	0-0	1	0	0	0
Rutgers	1	3	4	0-0	0-0	0-0	0	0	0	0
Totals	38	43	81	0-0	0-0	2-30	8	0	1	



2018 GAME RECAPS

GAME 1 • NO. 11/12 MICHIGAN STATE 38, UTAH STATE 31

Game 1 | No. 11/12 Michigan State 38, Utah State 31

Aug. 31, 2018 • East Lansing, Mich.

Spartan Stadium • Att: 73,114

Play-by-play, post-game quotes and notes available at msuspartans.com.

EAST LANSING, Mich. (AP) - Michigan State desperately needed a big play to avoid an upset and Felton Davis delivered.

Davis made a fully extended, 31-yard catch to help set up Connor Heyward's second touchdown with 2 minutes left to put the 11th-ranked Spartans ahead and they held on to beat Utah State 38-31 on Friday night.

Michigan State's high hopes for the season looked as if they might get dashed with 5:05 left in the opener for both teams after Darwin Thompson put the Aggies ahead with a 1-yard run, his second go-ahead score.

On perhaps the pivotal play of the game, Brian Lewerke dropped back, spun to his left and heaved a pass on a second-and-7 from midfield that Davis dove to catch.

Four snaps later, Heyward scored on a 13-yard run as Utah State's defense failed to make one more stop to beat the highest-ranked team in school history, surpassing the victory over No. 18 BYU in 2014.

Utah State did have one more chance to send the game to overtime -- or possibly pull off the upset -- but linebacker Joe Bachie tipped and intercepted a pass at midfield with 1:15 remaining.

The Spartans trailed until the second quarter, built a 13-point lead late in the third and fell behind late in the opener for both teams.

Michigan State's Brian Lewerke was 23-of-33 for 287 yards with two TDs, including a go-ahead, 10-yard TD pass to Davis with 28 second left in the first half. Lewerke also threw an interception and lost a fumble. He threw an 8-yard TD pass to Cody White with 10:49 left in the first half, giving the Spartans their first lead after a sluggish start.

Jordan Love capped the opening, 75-yard drive with a 1-yard run and completed 29-of-44 passes for 319 yards with two interceptions for the Aggies.

Heyward's first career rushing score was on a 17-yard TD in the third, which put Michigan State up 27-14. He is the son of the late Craig "Ironhead" Heyward, an NFL running back from 1988-1998. The sophomore ran for 436 yards on kickoff returns, had a combined 23 yards rushing and receiving and had one TD reception last season.

LJ Scott ran for 84 yards on 23 carries and had 57 yards receiving on three catches for the Spartans.

POST-GAME NOTES:

- Michigan State has now won 20 consecutive home openers, dating back to 1999 . . . that streak is tied for fourth-longest in the FBS (Florida, 28; Wisconsin and Oklahoma State, 22; Illinois, 20) . . . MSU improved to 12-0 in home openers under Mark Dantonio and 11-1 in season openers overall under Dantonio.



Sophomore running back Connor Heyward scored the first two touchdowns of his Spartan career, scampering in from 17 yards in the third quarter and from 13 yards with the game-winning TD with 2:00 left in game.

SCORE BY QUARTERS	1	2	3	4	F
Utah State (0-1, 0-0 MW)	7	7	10	7	- 31
Michigan State (1-0, 0-0 B1G)	6	14	7	11	- 38

SCORING SUMMARY

FIRST QUARTER

USU (7-0)	Love 1-yard run (Eberle kick), 12:58 left Drive: 7 plays, 75 yards, TOP 2:02
MSU (3-7)	Coghlin 49-yard field goal, 9:30 left Drive: 6 plays, 43 yards, TOP 3:25
MSU (6-7)	Coghlin 32-yard field goal, 2:54 left Drive: 8 plays, 27 yards, TOP 5:07

SECOND QUARTER

MSU (13-7)	White 8-yard pass from Lewerke (Coghlin kick), 10:49 left Drive: 4 plays, 42 yards, TOP 1:16
USU (14-13)	Thompson 2-yard run (Eberle kick), 6:55 left Drive: 9 plays, 72 yards, TOP 3:48
MSU (20-14)	Davis 10-yard pass from Lewerke (Coghlin kick), 0:28 left Drive: 13 plays, 75 yards, TOP 6:27

THIRD QUARTER

MSU (27-14)	Heyward 10-yard run (Coghlin kick), 9:06 left Drive: 10 plays, 81 yards, TOP 5:43
USU (17-27)	Eberle 40-yard field goal, 1:55 left Drive: 8 plays, 38 yards, TOP 3:22
USU (24-27)	Ferguson 40-yard interception return (Eberle kick), 1:41 left

FOURTH QUARTER

MSU (30-24)	Coghlin 24-yard field goal, 10:23 left Drive: 12 plays, 63 yards, TOP 6:11
USU (31-30)	Thompson 1-yard run (Eberle kick), 5:05 left Drive: 15 plays, 75 yards, TOP 5:18
MSU (38-31)	Heyward 13-yard run (Davis pass from Lewerke), 2:00 left Drive: 9 plays, 75 yards, TOP 3:05

TEAM STATISTICS

	MSU	USU
First Downs	23	22
Rushes-Yards	42-162	25-25
Passing Yards	287	319
Passes	23-33-1	29-44-2
Total Offense	75-452	69-344
Punts-Avg.	2-39.5	3-32.3
Fumbles-Lost	1-1	1-0
Penalties-Yards	9-62	7-49
Possession Time	37:44	22:16

INDIVIDUAL STATISTICS

RUSHING (CARRIES-YARDS)

MSU: Scott 23-84, Heyward 5-42, Lewerke 10-31, Stewart 1-15, Team 3-(-7); USU: Thompson 10-28, Allen 3-8, Team 1-(-2), Love 8-(-2), Bright 2-(-2), Vaughns 1-(-5).

PASSING (C-A-I-YARDS-TD)

MSU: Lewerke 23-33-1-287-2; USU: Love 29-44-2-319-0.

RECEIVING (RECEPTIONS-YARDS)

MSU: Stewart 7-55, White 5-70, Davis 3-69, Scott 3-57, Sowards 2-12, Nailor 1-14, Campbell 1-5, Nelson 1-5; USU: Raymond 7-76, Nathan 4-64, Greene 3-40, Vaughns 3-37, Tarver 3-29, Thompson 3-28, Nelson 3-17, Allen 1-11, Terrell 1-9, Bright 1-8.

TACKLES-TOP FIVE (TOTAL-SOLO-ASSISTS)

MSU: Bachie 11 (3-8), Willis 7 (3-4), Simmons 7 (2-5), three others 6; USU: Woodward 16 (2-14), Bond 9 (5-4), Rocquemoore 9 (4-5), Christiansen 9 (4-5), two others 6.



GAME 2 • ARIZONA STATE 16, NO. 15/13 MICHIGAN STATE 13

Game 2 | Arizona State 16, No. 15/13 Michigan State 13

Sept. 8, 2018 • Tempe, Ariz.

Sun Devil Stadium • Att: 53,599

Play-by-play, post-game quotes and notes available at msuspartans.com.

TEMPE, Ariz. (AP) - Brandon Ruiz hit a 28-yard field goal as time expired, Manny Wilkins threw for 380 yards and a touchdown, and Arizona State rallied to beat No. 15 Michigan State 16-13 on Sept. 8.

Wilkins hit N'Keal Harry on a tying 27-yard pass early in the fourth quarter, then orchestrated the last drive to set up Ruiz's winning kick. The Sun Devils are 10-0 against Big Ten teams in Tempe.

Michigan State (1-1) had a hard time shaking Utah State to win its opener by seven. The Spartans had a similar problem with Arizona State after three drives inside the Sun Devils 10 resulted in two field goals and an interception.

Brian Lewerke, who played at nearby Pinnacle High School, threw for 314 yards and a touchdown for the Spartans.

Michigan State had some success with its ball-control offense in the first half, twice driving inside Arizona State's 5-yard line. The Spartans came away with three points.

They were set to go for it on fourth-and-1 from the Sun Devils 14 on one drive, but had to settle for Matt Coghlin's 37-yard field goal after a false start. The next drive ended when Lewerke had a tipped pass intercepted by Arizona State's Dasmond Tautalatasi in the end zone.

Michigan State opened the second half with another good drive, reaching the Arizona State 7. It resulted in Coghlin's second field goal, from 28 yards, after Lewerke tripped on a lineman's foot.

The Spartans finally found the end zone late in the third quarter, when Lewerke threw under pressure to Cody White, who fought off a defender for a 31-yard touchdown to put Michigan State up 13-3.

The Sun Devils had a hard time sustaining anything on offense in the first half, plagued by a couple of deep misses by Wilkins and seven negative-yardage plays.

Ruiz hit a pair of field goals to pull Arizona State to 13-6 and the Sun Devils needed two plays to cover 65 yards on the Wilkins-to-Harry touchdown.

POST-GAME NOTES:

• In only the third-ever meeting between the two schools, Arizona State scored 13 points in the fourth quarter to rally past Michigan State, 16-13, at Sun Devil Stadium . . . ASU leads the series, 2-1, and will travel to East Lansing for the 2019 season.



Cody White recorded his second career 100-yard receiving game with 113 yards, including a 31-yard TD in the third quarter. He also tied his career high with nine receptions (Northwestern, 2017).

SCORE BY QUARTERS

	1	2	3	4	F
Michigan State (1-1)	0	3	10	0	- 13
Arizona State (2-0)	0	0	3	13	- 16

SCORING SUMMARY

FIRST QUARTER

None

SECOND QUARTER

MSU (3-0) Coghlin 37-yard field goal, 13:19 left
Drive: 13 plays, 80 yards, TOP 7:31

THIRD QUARTER

MSU (6-0) Coghlin 28-yard field goal, 9:37 left
Drive: 12 plays, 65 yards, TOP 5:23
ASU (3-6) Ruiz 49-yard field goal, 7:48 left
Drive: 7 plays, 44 yards, TOP 1:49
MSU (13-3) White 31-yard pass from Lewerke (Coghlin kick), 1:27 left
Drive: 6 plays, 70 yards, TOP 3:15

FOURTH QUARTER

ASU (6-13) Ruiz, 24-yard field goal, 14:19 left
Drive: 9 plays, 70 yards, TOP 2:02
ASU (13-13) Harry 27-yard pass from Wilkins (Ruiz kick), 8:45 left
Drive: 2 plays, 65 yards, TOP 0:27
ASU (16-13) Ruiz 28-yard field goal, 0:00 left
Drive: 13 plays, 69 yards, TOP 4:55

TEAM STATISTICS

	MSU	ASU
First Downs	23	27
Rushes-Yards	27-63	29-44
Passing Yards	314	380
Passes	27-39-1	30-48-1
Total Offense	66-377	77-424
Punts-Avg.	6-44.3	5-43.4
Fumbles-Lost	1-0	1-0
Penalties-Yards	9-82	4-40
Possession Time	32:05	27:55

INDIVIDUAL STATISTICS

RUSHING (CARRIES-YARDS)

MSU: Heyward 5-22, Jefferson 3-20, Scott 7-19, Nailor 2-16, Team 2-(-2), Lewerke 8-(-12); ASU: Benjamin 13-27, Wilkins 8-25, Floyd 3-3, Harry 1-(-2), Team 4-(-13).

PASSING (C-A-I-YARDS-TD)

MSU: Lewerke 27-39-1-314-1; ASU: Wilkins 30-48-1-380-1.

RECEIVING (RECEPTIONS-YARDS)

MSU: White 9-113, Davis 5-64, Stewart 5-58, Heyward 4-43, Scott 2-16, Sowards 1-16, Nailor 1-4; ASU: Williams 7-104, Harry 6-89, Benjamin 6-54, Newsome 3-45, Aiyuk 2-28, Jenkins 2-24, Darby 2-21, Hudson 2-15.

TACKLES-TOP FIVE (TOTAL-SOLO-ASSISTS)

MSU: Bachie 10 (9-1), Willis 6 (5-1), A.Dowell 6 (5-1), Layne 6 (4-2), 2 others 5; ASU: Harvey 10 (10-0), Robertson 9 (8-1), Thomas 5 (3-2), Crosswell 4 (4-0), Adams 4 (4-0).



2018 GAME RECAPS

GAME 3 • NO. 24/23 MICHIGAN STATE 35, INDIANA 21

Game 3 | No. 24/23 Michigan State 35, Indiana 21

Sept. 22, 2018 • Bloomington, Ind.

Memorial Stadium • Att: 45,445

Play-by-play, post-game quotes and notes available at msuspartans.com.

BLOOMINGTON, Ind. (AP) - Brian Lewerke threw two touchdown passes, had his first career catch and made the perfect pitch to kicker Matt Coghlin for a 6-yard scoring run in No. 24 Michigan State's 35-21 victory over Indiana on Sept. 23.

The Spartans (2-1, 1-0 Big Ten) won the Old Brass Spittoon for the 13th time in 15 games, getting a crucial victory in the conference opener. Indiana (3-1, 0-1) has not won consecutive home games in the series since 1991 and 1993.

Michigan State needed a few tricks to pull it out.

The Spartans jumped to a quick 14-0 lead on Lewerke's 16-yard TD pass to Jalen Nailor and Shakur Brown's 69-yard interception return for a score.

Indiana cut the deficit in half on Peyton Ramsey's 8-yard TD pass midway through the second quarter, and Michigan State answered with an 11-yard TD pass from Lewerke to Matt Dotson with 19 seconds left in the first half.

Lewerke's well-timed pitch to Coghlin on the fake field goal made it 28-7 - putting Indiana in its largest deficit of the season.

Then Lewerke helped the Hoosiers get back in the game. His first interception set up a chip shot field goal and Peyton Ramsey converted the second interception into a 65-yard TD pass to Whop Philyor and a 2-point conversion pass to Nick Westbrook to make it 28-18 with 8:20 left.

Indiana got seven on a 36-yard field goal with 3:28 to go, but the Spartans closed it out with Nailor's 75-yard TD run.

Lewerke finished 14-of-25 with 213 yards. Nailor had three carries for 79 yards and Felton Davis III had five catches for 79 yards.

Ramsey was 32-of-46 with 272 yards, two touchdowns and two interceptions.

Philyor, who had five catches through three games, caught 13 passes for a career-high 148 yards. He matched his single-game career best for receptions.

POST-GAME NOTES:

- In the 65th meeting between MSU and IU, the Spartans defeated the Hoosiers, 35-21 ... MSU leads the all-time series, 47-16-2, including a 25-10-1 record in Bloomington.
- Michigan State retained the Old Brass Spittoon with the victory over IU. Since 1950, the winner of the MSU-IU game has been presented the Old Brass Spittoon, which came from one of Michigan's earliest trading posts and is widely believed to be nearly 190 years old. Legend has it that the spittoon was around when both institutions were founded - Indiana in 1820 and MAC in 1855. Since 1950, Michigan State leads the series 47-13-1.



Freshman wide receiver Jalen Nailor scored the first two touchdowns of his career, including a 75-yard TD run in the fourth quarter that sealed the win. With MSU up 28-21, Nailor busted loose for a 75-yard score on MSU's first play from scrimmage after IU cut the lead to seven, and put the Spartans on top, 35-21, with 3:17 left in the game. Nailor had three carries for 79 yards total, and he also had a 16-yard TD reception in the first quarter that gave MSU a 7-0 lead.

SCORE BY QUARTERS	1	2	3	4	F
Michigan State (2-1, 1-0 B1G)	14	7	7	7	- 35
Indiana (3-1, 0-1 B1G)	0	7	0	14	- 21

SCORING SUMMARY

FIRST QUARTER

- MSU (7-0) Nailor 16-yard pass from Lewerke (Coghlin kick), 8:11 left
Drive: 8 plays, 60 yards, TOP 3:57
- MSU (14-0) Brown 69-yard interception (Coghlin kick), 5:35 left

SECOND QUARTER

- IND (7-14) Scott 8-yard pass from Ramsey (Justus kick), 6:54 left
Drive: 10 plays, 51 yards, TOP 3:18
- MSU (21-7) Dotson 11-yard pass from Lewerke (Coghlin kick), 0:19 left
Drive: 7 plays, 74 yards, TOP 1:04

THIRD QUARTER

- MSU (28-7) Coghlin 6-yard run (Coghlin kick), 4:47 left
Drive: 9 plays, 67 yards, TOP 4:49

FOURTH QUARTER

- IND (10-28) Justus 35-yard field goal, 14:43 left
Drive: 4 plays, -11 yards, TOP 0:56
- IND (18-28) Philyor 65-yard pass from Ramsey (Westbrook pass), 8:19 left
Drive: 7 plays, 90 yards, TOP 1:58
- IND (21-28) Justus 36-yard field goal, 3:28 left
Drive: 10 plays, 57 yards, TOP 2:28
- MSU (35-21) Nailor 75-yard run (Coghlin kick), 3:17 left
Drive: 1 plays, 75 yards, TOP 0:11

TEAM STATISTICS

	MSU	IND
First Downs	19	18
Rushes-Yards	40-131	32-29
Passing Yards	219	272
Passes	15-26-2	32-46-2
Total Offense	66-350	78-301
Punts-Avg.	6-37.2	7-39.9
Fumbles-Lost	3-2	1-0
Penalties-Yards	8-72	6-85
Possession Time	31:23	28:37

INDIVIDUAL STATISTICS

RUSHING (CARRIES-YARDS)

MSU: Nailor 3-79, Jefferson 10-34, Heyward 12-23, Coghlin 1-6, Sowards 1-(-1), Team 3-(-4), Lewerke 10-(-6); IND: Scott 11-18, Ramsey 18-13, Taylor 1-0, Walker 1-0, Team 1-(-2).

PASSING (C-A-I-YARDS-TD)

MSU: Lewerke 14-25-2-213-2, White 1-1-0-6-0; IND: Ramsey 32-46-2-272-2.

RECEIVING (RECEPTIONS-YARDS)

MSU: Davis 5-79, White 4-77, Stewart 2-14, Nailor 1-16, Heyward 1-16, Dotson 1-11, Lewerke 1-6; IND: Philyor 13-148, Harris 6-42, Majette 4-12, Hale 3-31, Westbrook 2-14, Taylor 1-13, Scott 1-8, Dorris 1-2, Fryfogle 1-2.

TACKLES-TOP FIVE (TOTAL-SOLO-ASSISTS)

MSU: Bachie 9 (8-1), A.Dowell 9 (7-2), Willekes 8 (5-3), Layne 7 (6-1), D.Dowell 7 (5-2); IND: Crawford 9 (8-1), Ball 6 (6-0), Bryant 5 (3-2), Roof 4 (3-1) 4 others 3.



GAME 4 • NO. 21/18 MICHIGAN STATE 31, CENTRAL MICHIGAN 20

Game 4 | No. 21/18 Michigan State 31, Central Michigan 20

Sept. 29, 2018 • East Lansing, Mich.

Spartan Stadium • Att: 73,752

Play-by-play, post-game quotes and notes available at msuspartans.com.

EAST LANSING, Mich. (AP) - Brian Lewerke ran for two touchdowns in the first half, and No. 21 Michigan State overcame a slow start and an underwhelming finish to beat Central Michigan 31-20 on Sept. 29.

The Spartans entered with the nation's top-ranked run defense and held CMU to 5 yards on the ground in the first two quarters. Michigan State led 31-3 before letting the Chippewas rally a bit in the fourth.

Connor Heyward and La'Darius Jefferson also ran for touchdowns for the Spartans.

CMU (1-4) kicked a field goal on the game's first possession and held that lead at the end of the first quarter. Lewerke threw an interception in the end zone in the first, but the Spartans (3-1) would have plenty of chances in the red zone.

Lewerke scored on runs of 3 and 5 yards, and Michigan State led 17-3 at halftime. CMU's Tommy Lazzaro threw two interceptions in the first half, giving the Spartans great field position.

Heyward and Jefferson scored their TDs in the third, but the Spartans didn't close the game out very emphatically. CMU scored a touchdown, recovered an onside kick and then kicked a field goal to make it 31-13. Then the Chippewas scored on a trick play, with running back Jonathan Ward throwing a 29-yard scoring pass to Tony Poljan with 6:44 remaining.

The Spartans, who were without running back LJ Scott for a second straight game, were able to run out the clock after that.

Lewerke went 16-of-25 for 185 yards.

POST-GAME NOTES:

- In the 11th meeting between Michigan State and Central Michigan, the Spartans defeated the Chippewas, 31-20, on Sept. 29 in Spartan Stadium . . . MSU leads the all-time series, 8-3, including a 7-3 mark in East Lansing . . . MSU head coach Mark Dantonio is 4-1 against Central Michigan.
- Michigan State recognized the five members of the 2018 MSU Athletics Hall of Fame class – Dale Anderson (wrestling), Savatheda (Fynes) Coke (track & field), Rachel Miller (rowing), Jimmy Raye (football) and Bill Wehrwein (track & field) – during a halftime ceremony.
- Michigan State improved to 42-6 all-time against current members of the Mid-American Conference.

SCORE BY QUARTERS	1	2	3	4	F
Central Michigan (1-4, 0-1 MAC)	3	0	0	17	- 20
Michigan State (3-1, 1-0 B1G)	0	17	14	0	- 31

SCORING SUMMARY

FIRST QUARTER

CMU (3-0) Tice 40-yard field goal, 13:09 left
Drive: 5 plays, 43 yards, TOP 1:51

SECOND QUARTER

MSU (7-3) Lewerke 3-yard run (Coghlin kick), 10:57 left
Drive: 4 plays, 35 yards, TOP 2:03

MSU (14-3) Lewerke 5-yard run (Coghlin kick), 2:23 left
Drive: 6 plays, 46 yards, TOP 2:52

MSU (17-3) Coghlin 33-yard field goal, 00:29 left
Drive: 8 plays, 19 yards, TOP 1:29

THIRD QUARTER

MSU (24-3) Heyward 2-yard run (Coghlin kick), 10:24 left
Drive: 8 plays, 58 yards, TOP 4:27

MSU (31-3) Jefferson 2-yard run (Coghlin kick), 4:18 left
Drive: 8 plays, 44 yards, TOP 4:42

FOURTH QUARTER

CMU (10-31) Hicks 10-yard pass from Lazzaro (Tice kick), 13:29 left
Drive: 13 plays, 75 yards, TOP 5:49

CMU (13-31) Tice 40-yard field goal, 12:08 left
Drive: 6 plays, 26 yards, TOP 1:19

CMU (20-31) Poljan 29-yard pass from Ward (Tice kick), 6:44 left
8 plays, 69 yards, TOP 3:06

TEAM STATISTICS

	MSU	CMU
First Downs	23	23
Rushes-Yards	47-160	22-63
Passing Yards	185	182
Passes	16-25-1	20-35-2
Total Offense	72-345	57-245
Punts-Avg.	4-35.5	5-40.4
Fumbles-Lost	1-0	0-0
Penalties-Yards	5-55	7-64
Possession Time	37:39	22:21

INDIVIDUAL STATISTICS

RUSHING (CARRIES-YARDS)

MSU: Jefferson 13-56, Heyward 15-48, Lewerke 8-41, Bridges 6-18, Welch 2-7, Team 1-(-1), Lombardi 2-(-7); CMU: Lazzaro 11-32, Ward 8-26, Terry 1-3, Cole 1-1, Gwilly 1-1.

PASSING (C-A-I-YARDS-TD)

MSU: Lewerke 16-25-1-185-0, Lombardi 0-0-0-0-0; CMU: Lazzaro 19-34-2-153-1, Ward 1-1-0-29-1.

RECEIVING (RECEPTIONS-YARDS)

MSU: Heyward 4-16, Davis 3-66, Nelson 3-31, White 2-40, Sowards 2-29, Sokol 1-6, Jefferson 1-(-3); CMU: Hicks 5-41, Childress 3-46, Cole 2-18, Law 2-17, Ward 2-8, Sullivan 2-7, Poljan 1-29, Hessbrook 1-8, Raimann 1-5, Spalding 1-3.

TACKLES-TOP FIVE (TOTAL-SOLO-ASSISTS)

MSU: Layne 9 (8-1), A.Dowell 6 (4-2), Willis 5 (3-2), Willekes 5 (2-3), Morrissey 5 (1-4); CMU: Fountain 15 (6-9), Reed 10 (6-4), Brisson-Fast 8 (6-2), Oliver 8 (3-5), Bunting 6 (3-3).



In his third collegiate game, La'Darius Jefferson ran for 56 yards on 13 carries, including his first-career touchdown, a 2-yard run in the third quarter that gave MSU a 31-3 lead.



2018 GAME RECAPS

GAME 5 • NORTHWESTERN 29, NO. 20/19 MICHIGAN STATE 19

Game 5 | Northwestern 29, No. 20/19 Michigan State 19

Oct. 6, 2018 • East Lansing, Mich.

Spartan Stadium • Att: 72,850

Play-by-play, post-game quotes and notes available at msuspartans.com.

EAST LANSING, Mich. (AP) - Clayton Thorson threw for 373 yards and three touchdowns, and Northwestern recovered from another second-half slip, beating No. 20 Michigan State 29-19 on Oct. 6.

The Spartans (3-2, 1-1 Big Ten) entered with the nation's top-ranked run defense and held Northwestern (2-3, 2-1) to 8 yards on the ground, but it didn't matter. The Wildcats moved the ball consistently well through the air.

Thorson threw a 21-yard scoring pass to Cameron Green with 15 seconds left in the third, and a 2-point conversion gave Northwestern a 22-19 lead.

The Wildcats missed a field goal with 6:41 to play, but Michigan State went 15 yards backward on the ensuing possession and had to punt. The Spartans held again defensively, and on the next possession, they had second-and-1 from their own 11. After two near-sacks, running back Connor Heyward was stopped on fourth down. Thorson scored on a 2-yard run to make it a 10-point game with 2:51 left.

The Spartans took advantage of a first-quarter interception and led 3-0, but Thorson connected with Kyric McGowan for a 77-yard touchdown with 18 seconds left in the period. Thorson found JJ Jefferson for a 34-yard TD in the second, and Northwestern led 14-6 at halftime.

The Wildcats blew a 21-3 halftime lead in a loss to Akron and were up 17-0 in the first half in last weekend's loss to Michigan. They also gave away the lead against Michigan State in a quick sequence during the third quarter.

Felton Davis scored for the Spartans on a 48-yard reverse, and although a 2-point conversion attempt failed, Michigan State got the ball back on an interception and took a 19-14 lead on Brian Lewerke's 3-yard touchdown pass to Davis.

POST-GAME NOTES:

- Felton Davis III led all players with 146 all-purpose yards, including a career-high 50 rushing yards . . . he also led MSU with a season-high seven receptions for 96 yards . . . Davis scored the first rushing TD of his career on a 48-yard score off of a double reverse in the third quarter . . . he also had a 3-yard TD grab in the third quarter, the 12th receiving TD of his career . . . Davis recorded his fourth career multi-TD game, as his previous three had been two receiving scores, last doing so vs. Northwestern (10/28/17).
- Michigan State, the nation's top-ranked rushing defense, limited Northwestern to 8 yards rushing on 20 attempts.
- Mike Panasiuk recorded his first career interception off a deflected pass in the third quarter.



Senior wide receiver Felton Davis scored his first career rushing TD on a 48-yard score off of a double reverse in the third quarter. He also had a 3-yard TD grab in the third quarter, for his fourth career multi-TD game, last doing so vs. Northwestern (10/28/17).

SCORE BY QUARTERS	1	2	3	4	F
Northwestern (2-3, 1-2 B1G)	7	7	8	7	- 29
Michigan State (3-2, 1-1 B1G)	3	3	13	0	- 19

SCORING SUMMARY

FIRST QUARTER

MSU (3-0)	Coghlin 27-yard field goal, 00:59 left Drive: 9 plays, 30 yards, TOP 4:32
NU (7-3)	McGowan 77-yard pass from Thorson (Kuhbander kick), 00:18 left Drive: 2 plays, 75 yards, TOP 0:41

SECOND QUARTER

NU (14-3)	Jefferson 34-yard pass from Thorson (Kuhbander kick), 13:58 left Drive: 2 plays, 51 yards, TOP 0:39
MSU (6-14)	Coghlin 25-yard field goal, 2:50 left Drive: 10 plays, 60 yards, TOP 4:19

THIRD QUARTER

MSU (12-14)	Davis 48-yard run (Lewerke pass failed), 7:18 left 4 plays, 80 yards, TOP 1:21
MSU (19-14)	Davis 3-yard pass from Lewerke (Coghlin kick) Drive: 6 plays, 33 yards, TOP 2:31
NU (22-19)	Green 21-yard pass from Thorson (Vault pass), 00:15 left Drive: 9 plays, 75 yards, TOP 3:53

FOURTH QUARTER

NU (29-19)	Thorson 2-yard run (Kuhbander kick), 2:51 left Drive: 3 plays, 11 yards, TOP 0:18
------------	--

TEAM STATISTICS

	MSU	NU
First Downs	22	19
Rushes-Yards	24-96	20-8
Passing Yards	329	373
Passes	31-52-1	31-47-2
Total Offense	76-425	67-381
Punts-Avg.	7-40.9	6-43.8
Fumbles-Lost	1-0	1-0
Penalties-Yards	5-49	3-35
Possession Time	33:41	26:19

INDIVIDUAL STATISTICS

RUSHING (CARRIES-YARDS)

MSU: Davis 2-50, Jefferson 6-15, Heyward 5-12, Lewerke 7-11, Thomas 1-6, Nelson 2-2, Bridges 1-0; NU: Anderson 5-12, Vault 10-6, Team 2-(-2), Thorson 3-(-8).

PASSING (C-A-I-YARDS-TD)

MSU: Lewerke 31-51-1-329-1, Team 0-1-0-0-0; NU: Thorson 31-47-2-373-3.

RECEIVING (RECEPTIONS-YARDS)

MSU: Davis 7-96, Chambers 5-82, Sowards 3-59, Heyward 7-30, Dotson 2-18, Stewart 1-15, Sokol 2-14, Hayes 1-13, Jefferson 2-8, Thoms 1-(-6); NU: Flynn 10-111, McGowan 1-77, Green 9-76, Skowronek 5-60, Jefferson 2-38, Lees 2-10, Vault 1-4, Moten 1-(-3).

TACKLES-TOP FIVE (TOTAL-SOLO-ASSISTS)

MSU: Layne 8 (6-2), Willekes 8 (2-6), A.Dowell 7 (3-4), D.Dowell 6 (2-4), Bachie 6 (1-5); NU: Gallagher 11 (7-4), Bergin 8 (3-5), Pace 8 (5-3), McGee 5 (2-3), Fisher 5 (3-2).



GAME 6 • MICHIGAN STATE 21, NO. 8/8 PENN STATE 17

Game 6 | Michigan State 21, No. 8/8 Penn State 17

Oct. 13, 2018 • University Park, Pa.

Beaver Stadium • Att: 106,685

Play-by-play, post-game quotes and notes available at msuspartans.com.

UNIVERSITY PARK, Pa. (AP) - Each Michigan State player brought a poker chip to Happy Valley and coach Mark Dantonio encouraged the Spartans to push them all to the center of the table on Oct. 13.

As the evening wore on against No. 8 Penn State, it was clear the Spartans were all-in.

They converted a fake punt early, tried a fake field goal instead of kick for the tying points late in the fourth quarter and opted to throw to the end zone instead of run it to preserve another shot at an equalizing kick. That go-for-broke mentality paid off in Michigan State's 21-17 win.

Brian Lewerke threw a 25-yard touchdown pass to Felton Davis with 19 seconds left to lift the Spartans over the Nittany Lions, making it two consecutive seasons Michigan State used a late score to hand Penn State a second straight loss.

It was a needed win for the Spartans after a week filled with players publicly demanding more from each other following a tough loss at home to Northwestern.

But despite having a week off to prepare for the Spartans, the Nittany Lions (5-2, 1-2) couldn't get it done and were outplayed again in the final quarter, two weeks after they let a fourth-quarter lead get away against Ohio State.

Penn State lost to Ohio State and Michigan State in consecutive weeks last season, too, with the Spartans kicking a last-second field goal.

Davis stayed in despite hurting his hip on Michigan State's penultimate drive and finished with eight catches for 100 yards.

Miles Sanders ran for 162 yards and a touchdown for the Nittany Lions and McSorley completed 19-of-32 passes for 192 yards with a touchdown to become the program's all-time passing yardage leader.

It looked like the Spartans would regret an attempt at late trickery.

After a 10-play drive deep into Penn State territory, Michigan State lined up for what could've been a tying 40-yard field goal with 5:19 left, but faked the kick. The ploy failed when safety Garrett Taylor swatted Lewerke's pass away from defensive tackle Raequan Williams.

But Penn State ran just seven plays on its next two possessions and gave Lewerke the ball back with 1:19 to play. He put together an eight-play, 76-yard drive that ended with Davis turning and catching a back-shoulder throw and juking past corner Amani Oruwariye for the winning score.



Felton Davis III recorded his first 100-yard receiving game of the season and fourth of his career with eight catches for 100 yards, tying his career high with two touchdown receptions, including the game-winning 25-yard score with 19 seconds left in the game. Davis also caught a 20-yard TD pass from Lewerke in the third quarter that tied the game at 14. The game-winning TD catch was the 100th career reception for Davis; he is one of 29 players in school history to record at least 100 career catches.

SCORE BY QUARTERS	1	2	3	4	F
Michigan State (4-2, 2-1 B1G)	0	7	7	7	- 21
Penn State (4-2, 2-1 B1G)	7	7	0	3	- 17

SCORING SUMMARY

FIRST QUARTER

PSU (7-0) Hamler 5-yard pass from McSorley (Pinegar kick), 5:03 left
Drive: 4 plays, 94 yards, TOP 1:32

SECOND QUARTER

MSU (7-7) Jefferson 1-yard run (Coghlin kick), 13:25 left
Drive: 11 plays, 81 yards, TOP 4:03

PSU (14-7) Sanders 48-yard run (Pinegar kick), 4:33 left
Drive: 5 plays, 64 yards, TOP 2:18

THIRD QUARTER

MSU (14-14) Davis 20-yard pass from Lewerke (Coghlin kick), 6:10 left
Drive: 5 plays, 64 yards, TOP 2:16

FOURTH QUARTER

PSU (17-14) Pinegar 20-yard field goal, 9:21 left
Drive: 11 plays, 55 yards, TOP 5:15

MSU (21-17) Davis 25-yard pass from Lewerke (Coghlin kick), 00:19 left
Drive: 8 plays, 76 yards, TOP 1:00

TEAM STATISTICS

	MSU	PSU
First Downs	25	14
Rushes-Yards	36-123	32-205
Passing Yards	295	192
Passes	25-53-1	19-32-0
Total Offense	89-418	64-397
Punts-Avg.	10-40.4	8-45.5
Fumbles-Lost	4-0	1-1
Penalties-Yards	3-20	6-41
Possession Time	34:12	25:48

INDIVIDUAL STATISTICS

RUSHING (CARRIES-YARDS)

MSU: Jefferson 15-60, Heyward 8-46, Lewerke 12-20, Bridges 1-(-1); PSU: Sanders 17-162, McSorley 13-37, Slade 1-8, Team 1-(-2).

PASSING (C-A-I-YARDS-TD)

MSU: Lewerke 24-52-1-259-2, Heyward 1-1-0-36-0; PSU: McSorley 19-32-0-192-1.

RECEIVING (RECEPTIONS-YARDS)

MSU: Davis 8-100, Nelson 5-60, Chambers 3-55, Sokol 1-25, Dotson 2-23, Heyward 4-20, Jefferson 1-7, Sowards 1-5; PSU: Hamler 5-66, Freiermuth 3-32, Hippenhammer 3-27, Polk 2-23, Johnson 2-19, Bowers 3-18, Sullivan-Brown 1-7.

TACKLES-TOP FIVE (TOTAL-SOLO-ASSISTS)

MSU: Willis 9 (7-2), Layne 7 (4-3), A.Dowell 7 (4-3), Thompson 5 (2-3), Williams 5 (2-3); PSU: Farmer 6 (4-2), Taylor 6 (5-1), Scott 5 (4-1), Parson 5 (1-4), Johnson 5 (2-3).



2018 GAME RECAPS

GAME 7 • NO. 6/7 MICHIGAN 21, NO. 24/RV MICHIGAN STATE 7

Game 7 | No. 6/7 Michigan 21, No. 24/RV Michigan State 7

Oct. 20, 2018 • East Lansing, Mich.

Spartan Stadium • Att: 76,131

Play-by-play, post-game quotes and notes available at msuspartans.com.

EAST LANSING, Mich. (AP) - Shea Patterson threw two touchdown passes and No. 6 Michigan earned a desperately needed 21-7 win over No. 24 Michigan State on Oct. 20.

The Wolverines (7-1, 5-0 Big Ten) had lost eight of 10 against their in-state rivals.

The Spartans (4-3, 2-2) struggled to move the ball, getting held to 94 yards and failing to convert any of its 12 third downs.

Patterson's 79-yard pass to Donovan Peoples-Jones put Michigan ahead late in the third quarter. He converted a fourth-and-2 from the Michigan State 41 early in the fourth, setting up Ben Mason's 5-yard run that gave the Wolverines a 21-7 lead.

The Ole Miss transfer was 14-of-25 for 212 yards and made a successful debut in a series that has been tilted Michigan State's way in part because of poor quarterback play. His 6-yard pass to Nico Collins broke a scoreless tie early in the second quarter and was Michigan's first touchdown thrown against the Spartans since 2011.

Michigan State needed a fumble deep in Michigan territory and a trick play to score once.

Chris Evans lost the football at the Wolverines 7 early in the third. Two plays later, quarterback Brian Lewerke caught a 4-yard pass from receiver Darrell Stewart off a reverse to pull the Spartans into a tie.

Michigan's Karan Higdon had 144 yards rushing on 33 carries against the nation's top-ranked rushing defense, which entered the game giving up an average of 62 yards on the ground.

LJ Scott returned from a leg injury to play for the Spartans after a four-game absence and ran for just 25 yards on 10 carries.

Lewerke was 5-of-25 for just 66 yards with an injury-depleted corps of receivers, which now includes Felton Davis after he was carted off during the game with an Achilles tendon injury.

POST-GAME NOTES:

- Michigan defeated Michigan State, 21-7, before a sold-out crowd of 76,131 in Spartan Stadium . . . Mark Dantonio is 8-4 against Michigan during his 12-year tenure at MSU.
- The game was delayed with 5:15 remaining in the first quarter due to lightning . . . the delay officially lasted 1:15 (12:32 p.m. to 1:47 p.m.).
- Junior wide receiver Darrell Stewart threw his first career touchdown pass, a 4-yarder to junior quarterback Brian Lewerke that tied the game at 7 with 11:12 left in the third quarter.



Junior quarterback Brian Lewerke caught his first career touchdown pass on a 4-yard pass from junior wide receiver Darrell Stewart that tied the game at 7 with 11:12 left in the third quarter.

SCORE BY QUARTERS	1	2	3	4	F
Michigan (7-1, 5-0 B1G)	0	7	7	7	- 21
Michigan State (4-3, 2-2 B1G)	0	0	7	0	- 7

SCORING SUMMARY

FIRST QUARTER

None

SECOND QUARTER

UM (7-0) Collins 6-yard pass from Patterson (Nordin kick), 14:55 left
Drive: 14 plays, 84 yards, TOP 7:56

THIRD QUARTER

MSU (7-7) Lewerke 4-yard pass from Stewart (Coghlin kick), 11:12 left
Drive: 2 plays, 7 yards, TOP 0:48
UM (7-14) Peoples-Jones 79-yard pass from Patterson (Nordin kick), 2:24 left
Drive: 1 plays, 79 yards, TOP 0:11

FOURTH QUARTER

UM (21-7) Mason 5-yard run (Nordin kick), 10:21 left
Drive: 13 plays, 84 yards, TOP 6:41

TEAM STATISTICS

	MSU	UM
First Downs	19	11
Rushes-Yards	23-15	53-183
Passing Yards	79	212
Passes	7-28-0	14-25-0
Total Offense	51-94	78-395
Punts-Avg.	11-41.5	8-45.8
Fumbles-Lost	1-1	2-2
Penalties-Yards	4-40	9-99
Possession Time	18:57	41:03

INDIVIDUAL STATISTICS

RUSHING (CARRIES-YARDS)

MSU: Scott 10-25, Jefferson 2-4, Heyward 3-3, Team 1-(-1), Lombardi 3-(-5), Lewerke 4-(-11); UM: Higdon 33-144, Patterson 8-24, Mason 4-15, Evans 3-4, Wilson 1-3, Bell 2-(-2), Team 2-(-5).

PASSING (C-A-I-YARDS-TD)

MSU: Lewerke 5-25-0-66-0, Lombardi 1-2-0-9-0, Stewart 1-1-0-4-1; UM: Patterson 14-215-0-212-2.

RECEIVING (RECEPTIONS-YARDS)

MSU: Stewart 2-24, Chambers 1-20, Scott 1-15, Heyward 1-8, Sowards 1-8, Lewerke 1-4; UM: Peoples-Jones 1-79, Perry 3-30, Eubanks 1-25, Collins 3-24, McKeon 2-24, Gentry 2-21, Evans 1-9, Higdon 1-0.

TACKLES-TOP FIVE (TOTAL-SOLO-ASSISTS)

MSU: A.Dowell 10 (3-7), Bachie 10 (2-8), Willekes 9 (4-5), Three others 8; UM: Kinnel 5 (3-2), Bush 4 (2-2), Winovich 4 (0-4), Three others 3.



GAME 8 • MICHIGAN STATE 23, PURDUE 13

Game 8 | Michigan State 23, Purdue 13

Oct. 27, 2018 • East Lansing, Mich.

Spartan Stadium • Att: 72,657

Play-by-play, post-game quotes and notes available at msuspartans.com.

EAST LANSING, Mich. (AP) - Rocky Lombardi threw for 318 yards and two touchdowns in his first start for Michigan State, and the Spartans halted Purdue's four-game win streak, beating the Boilermakers 23-13 on Oct. 27.

With Brian Lewerke out with a shoulder injury, Lombardi guided the offense, and Michigan State (5-3, 3-2 Big Ten) didn't hold back. The redshirt freshman attempted 46 passes and avoided any big mistakes. Matt Coughlin kicked three field goals, and the Spartans held on defensively toward the end.

Michigan State's Mike Panasiuk blocked a field goal with 3:42 remaining, and Jalen Nailor broke free for a 48-yard touchdown reception to put the Spartans up 23-13 with 1:58 to play.

David Blough threw for 277 yards for Purdue, but he was intercepted three times, including once while the Boilermakers (4-4, 3-2) were in field goal range in the fourth quarter.

Michigan State has won eight straight games in this series.

Purdue was coming off a 49-20 win over Ohio State, but the Boilermakers missed too many opportunities against the Spartans. On fourth-and-3 from the Michigan State 44 in the final quarter, Blough completed a pass to Rondale Moore, who was tackled short of the line to gain.

Later, Blough threw to Brycen Hopkins near the Michigan State 20, but Hopkins took a hard hit from Tyriq Thompson of the Spartans and lost the ball. Thompson grabbed it before it hit the ground for an interception with 10:02 to play.

Spencer Evans had a chance to tie it with a 41-yard kick, but Panasiuk got a piece of it.

Lombardi's first touchdown pass came with 56 seconds left in the first half - an 11-yarder to Darrell Stewart. The Spartans led 16-6 before Terry Wright's 1-yard scoring run late in the third brought Purdue within three.

POST-GAME NOTES:

- Michigan State held Purdue to season lows in points (13), total offense (339), rushing yards (62) and first downs (13) . . . Purdue entered the game averaging 35.7 points (31st in the FBS), 514.3 yards of total offense (10th in the FBS) and 176.7 rushing yards.
- In his first career start at quarterback, redshirt freshman Rocky Lombardi threw for 318 yards and completed 26-of-46 passes, including two touchdowns (11 yards to Darrell Stewart in second quarter; 48 yards to Jalen Nailor in fourth quarter) . . . the 318 yards are the second most by a Spartan QB making his first career start (Ed Smith threw for 324 yards in his first career start at North Carolina State in 1976).



In his first career start at quarterback, redshirt freshman Rocky Lombardi threw for 318 yards on 26-of-46 passing, including two TDs (11 yards to Darrell Stewart in second quarter; 48 yards to Jalen Nailor in fourth quarter). The 318 yards are the second most by a Spartan QB making his first career start (Ed Smith threw for 324 yards in his first career start at North Carolina State in 1976). At the end of the first half, Lombardi directed a nine-play, 87-yard TD drive in just 1:26, capped by Stewart's 11-yard TD with 56 seconds left in the second quarter.

SCORE BY QUARTERS	1	2	3	4	F
Purdue (4-4, 3-2 B1G)	3	3	7	0	- 13
Michigan State (5-3, 3-2 B1G)	6	7	3	7	- 23

SCORING SUMMARY

FIRST QUARTER

MSU (3-0)	Coughlin 43-yard field goal, 11:07 left Drive: 7 plays, 24 yards, TOP 2:03
PUR (3-3)	Evans 28-yard field goal, 8:11 left Drive: 6 plays, 20 yards, TOP 1:35
MSU (6-3)	Coughlin 48-yard field goal, 3:23 left Drive: 11 plays, 42 yards, TOP 4:44

SECOND QUARTER

PUR (6-6)	Evans 35-yard field goal, 6:33 left Drive: 11 plays, 48 yards, TOP 4:53
MSU (13-6)	Stewart 11-yard pass from Lombard (Coughlin kick), 0:56 left Drive: 9 plays, 87 yards, TOP 1:26

THIRD QUARTER

MSU (16-6)	Coughlin 34-yard field goal, 3:08 left Drive: 10 plays, 34 yards, TOP 4:39
PUR (13-16)	Wright 1-yard run (Evans kick), 0:35 left Drive: 7 plays, 74 yards, TOP 2:26

FOURTH QUARTER

MSU (23-13)	Nailor 48-yard pass from Lombardi (Coughlin kick), 1:58 left Drive: 6 plays, 75 yards, TOP 1:44
-------------	--

TEAM STATISTICS

	MSU	PUR
First Downs	26	16
Rushes-Yards	40-108	13-62
Passing Yards	318	277
Passes	26-46-0	29-49-3
Total Offense	86-426	62-339
Punts-Avg.	4-38.5	4-47.5
Fumbles-Lost	3-1	0-0
Penalties-Yards	6-61	4-30
Possession Time	38:13	21:47

INDIVIDUAL STATISTICS

RUSHING (CARRIES-YARDS)

MSU: Scott 15-52, Nailor 2-24, Lombardi 11-22, Heyward 2-7, Stewart 2-7, Jefferson 5-4, Team 3-(-8); PUR: Knox 7-51, Blough 3-12, Wright 1-1, Jones 2-(-2).

PASSING (C-A-I-YARDS-TD)

MSU: Lombardi 26-46-0-318-2; PUR: Blough 29-49-3-277-0.

RECEIVING (RECEPTIONS-YARDS)

MSU: Nailor 3-70, Stewart 4-60, Chambers 5-53, Sowards 6-48, Dotson 4-48, Sokol 1-13, Layne 1-11, Jefferson 1-8, Scott 1-7; PUR: Hopkins 4-80, Moore 11-74, Zico 2-46, Knox 5-32, Wright 3-30, Herdman 2-10, Sparks 1-4, Jones 1-1.

TACKLES-TOP FIVE (TOTAL-SOLO-ASSISTS)

MSU: Person 8 (6-2), Bachie 8 (2-6), Layne 7 (3-4), D.Dowell 6 (0-6), Williams 6 (1-5); PUR: Bailey 11 (7-4), J.Thieneman 11 (5-6), Blackmon 9 (7-2), Major 8 (6-2), Two others 6.



2018 GAME RECAPS

GAME 9 • MICHIGAN STATE 24, MARYLAND 3

Game 9 | Michigan State 24, Maryland 3

Nov. 3, 2018 • College Park, Md.

Maryland Stadium • Att: 31,735

Play-by-play, post-game quotes and notes available at msuspartans.com.

COLLEGE PARK, Md. (AP) - Michigan State used a stout defensive performance to defeat Maryland, 24-3, on Nov. 3.

Connor Heyward ran for 157 yards and two touchdowns to help the Spartans (6-3, 4-2 Big Ten) become bowl eligible for the second year in a row.

The Terrapins (5-4, 3-3) managed only 100 yards and nine first downs for interim coach and offensive coordinator Matt Canada.

Maryland's effort to come back was thwarted by two fourth-quarter turnovers. Javon Leake lost a fumble on the MSU 26 and Byron Cowart fumbled on an interception return with the Spartans recovering in the end zone for a touchback.

On the next play, Heyward ran for an 80-yard touchdown for a 24-3 lead with 11 minutes left.

Maryland's strong running game was limited to 26 yards (on 29 carries) by the nation's top-ranked rushing defense. Kasim Hill went 8-for-21 for 74 yards for the Terps on a very windy day.

POST-GAME NOTES:

- Michigan State won its 700th game in program history . . . MSU became the 27th school in the FBS to own 700 victories.
- The Spartans are 8-2 all-time against Maryland, including a 3-1 record in College Park . . . the Spartans are 4-1 against the Terrapins since Maryland joined the Big Ten in 2014.
- Michigan State became bowl eligible for the 11th time in 12 seasons under Dantonio.
- MSU rushed for a season-high 269 yards on 46 attempts against Maryland . . . the Spartans are 72-8 under Dantonio when rushing 40-plus times in a game . . . the 269 rushing yards were the most by MSU since it had 271 against Maryland last season on Nov. 18, 2017 . . . MSU is 87-19 when outrushing its opponent under Dantonio.
- Michigan State, which entered the game ranked No. 1 in the FBS in rushing defense, held Maryland to a season-low 26 yards on the ground . . . the Terrapins were also held to a season-low 100 yards of total offense (74 passing, 26 rushing) . . . MSU has held seven of its nine opponents to under 100 yards rushing this season . . . it marked the first time MSU has held an opponent under 100 yards passing this season . . . the 74 passing yards were the fewest by a Spartan opponent since Rutgers had 40 on Nov. 12, 2016.



Sophomore Connor Heyward ran for a career-high 157 yards and tied his career high with 15 carries and two rushing touchdowns. He scored on an 18-yard TD in the first quarter and on an 80-yard TD in the fourth quarter that put MSU on top 24-3. Heyward's 80-yard TD run was the longest of the season for MSU and the first Spartan rushing TD of at least 80 yards since 2014 (Delton Williams 80 yards vs. Eastern Michigan). Heyward also had a career-high 208 all-purpose yards (157 rushing, 49 kick return, 2 receiving).

SCORE BY QUARTERS	1	2	3	4	F
Michigan State (6-3, 4-2 B1G)	10	0	7	7	- 24
Maryland (5-4, 3-3 B1G)	0	3	0	0	- 3

SCORING SUMMARY

FIRST QUARTER

- MSU (7-0) Heyward 18-yard run (Coghlin kick), 7:55 left
Drive: 12 plays, 79 yards, TOP 6:00
- MSU (10-0) Coghlin 33-yard field goal, 3:32 left
Drive: 5 plays, 27 yards, TOP 2:13

SECOND QUARTER

- UMD (3-10) Petrino 23-yard field goal, 5:13 left
Drive: 9 plays, 36 yards, TOP 3:01

THIRD QUARTER

- MSU (17-3) Rosenthal 0-yard fumble recovery (Coghlin kick), 4:17 left

FOURTH QUARTER

- MSU (24-3) Heyward 80-yard run (Coghlin kick), 11:00 left
Drive: 1 plays, 80 yards, TOP 0:11

TEAM STATISTICS

	MSU	UMD
First Downs	19	9
Rushes-Yards	46-269	29-26
Passing Yards	87	74
Passes	11-22-2	8-24-0
Total Offense	68-356	53-100
Punts-Avg.	6-28.8	8-45.0
Fumbles-Lost	2-0	5-2
Penalties-Yards	4-33	3-25
Possession Time	36:56	23:04

INDIVIDUAL STATISTICS

RUSHING (CARRIES-YARDS)

MSU: Heyward 15-157, Lewerke 9-45, Bridges 8-36, Jefferson 11-30, Nailor 1-6, Rosenthal 0-0, Team 2-(-5); UMD: Fleet-Davis 8-26, McFarland 8-17, Jones 1-7, Jacobs 1-1, Leake 2-1, Team 1-(-1), Pigrome 2-(-9), Hill 6-(-16).

PASSING (C-A-I-YARDS-TD)

MSU: Lewerke 11-20-1-87-0, Lombardi 0-2-1-0-0; UMD: Hill 8-21-0-74-0, Pigrome 0-3-0-0-0.

RECEIVING (RECEPTIONS-YARDS)

MSU: Stewart 3-24, White 2-20, Sowards 1-12, Chambers 1-11, Nailor 1-8, Dotson 1-8, Heyward 1-2, Jefferson 1-2; UMD: Okonkwo 1-21, J.Jones 1-14, Jacobs 1-14, D.Jones 2-13, Demus 1-6, Edwards 1-4, McFarland 1-2.

TACKLES-TOP FIVE (TOTAL-SOLO-ASSISTS)

MSU: Willis 9 (3-6), Bachie 7 (4-3), A.Dowell 6 (2-4), Willekes 6 (4-2), Jones 5 (4-1); UMD: Watson 13 (6-7), Davis 9 (4-5), Brooks 5 (5-0), Savage 4 (3-1), Aniebonam 4 (3-1).



GAME 10 • NO. 10 OHIO STATE 26, NO. 18 MICHIGAN STATE 6

Game 10 | No. 10 Ohio State 26, No. 18 Michigan State 6

Nov. 10, 2018 • East Lansing, Mich.

Spartan Stadium • Att: 74,633

Play-by-play, post-game quotes and notes available at msuspartans.com.

EAST LANSING, Mich. (AP) - Drue Chrisman kept Michigan State pinned back with a sensational second half of punting, and No. 10 Ohio State eventually pulled away for a 26-6 victory over the No. 18 Spartans on Nov. 10.

In a tight defensive struggle, the Buckeyes (9-1, 6-1 Big Ten, No. 10 CFP) enjoyed a huge advantage in field position during the second half. Chrisman's punts forced Michigan State (6-4, 4-3, No. 18) to start its first five drives after halftime from its own 5, 6, 3, 1 and 2-yard line.

On the fourth of those possessions, the Spartans had to punt from their own end zone. They took a safety that appeared intentional, giving Ohio State a 9-6 lead. The ensuing free kick went out of bounds, giving the Buckeyes the ball at the 50, and then Chrisman pinned Michigan State back again.

Ohio State capitalized on that punt when a shotgun snap by Michigan State hit the man in motion. Dre'Mont Jones recovered the fumble for the Buckeyes in the end zone, giving Ohio State a 16-6 advantage.

Both offenses found the going tough. Michigan State was 2-for-16 on third down. The Spartans used both Brian Lewerke and Rocky Lombardi at quarterback but never reached the end zone.

Chrisman's day actually started in an unusual way, with his first punt going for only 4 yards, but Michigan State couldn't take advantage. Ohio State opened the scoring late in the second quarter on a 1-yard pass from Dwayne Haskins to Parris Campbell.

The Spartans trailed only 7-3 at halftime, but had a third-quarter touchdown called back for a penalty. They settled for a field goal on that drive to make it 7-6, but that was as close as they got.

POST-GAME NOTES:

- MSU had two sacks and tied a season high with nine tackles for loss (23 yards).
- Three Spartans collected career highs in tackles: Khari Wills (15), Andrew Dowell (14) and Kenny Willekes (13).
- Willekes also registered a career-high 3.5 tackles for loss (8 yards) and one sack (3 yards) . . . Willekes has 17 tackles for loss (79 yards) and 8.5 sacks (60 yards) on the season . . . the 17 tackles for loss are tied for sixth most in a Spartan single-season.
- Cody White recorded the third 100-yard receiving game of his career with eight catches for 115 yards . . . he also had 100-yard games at Northwestern last year (165 yards) and at Arizona State on Sept. 8 (113 yards).



Junior defensive end Kenny Willekes posted a career-high 13 tackles against Ohio State and also registered a career-high 3.5 tackles for loss (8 yards) and one sack (3 yards). Willekes now has 17 tackles for loss (79 yards) and 8.5 sacks (60 yards) on the season. The 17 tackles for loss are tied for sixth most in a Spartan single-season.

SCORE BY QUARTERS	1	2	3	4	F
Ohio State (9-1, 6-1 B1G)	0	7	2	17	- 26
Michigan State (6-4, 4-3 B1G)	0	3	3	0	- 6

SCORING SUMMARY

FIRST QUARTER

None

SECOND QUARTER

OSU (7-0) Campbell 1-yard pass from Haskins (Haubeil kick), 1:29 left
Drive: 11 plays, 55 yards, TOP 4:26

MSU (3-7) Coghlin 44-yard field goal, 0:30 left
Drive: 7 plays, 49 yards, TOP 0:59

THIRD QUARTER

MSU (6-7) Coghlin 38-yard field goal, 5:35 left
Drive: 8 plays, 74 yards, TOP 2:45

OSU (9-6) Team Safety, 0:42 left

FOURTH QUARTER

OSU (16-6) Jones 0-yard fumble recovery, 14:03 left

OSU (19-6) Haubeil 35-yard field goal, 12:22 left
4 plays, -3 yards, TOP 1:34

OSU (26-6) Weber 2-yard run (Haubeil kick), 1:12 left
Drive: 9 plays, 42 yards, TOP 3:59

TEAM STATISTICS

	MSU	OSU
First Downs	12	21
Rushes-Yards	18-54	45-120
Passing Yards	220	227
Passes	18-48-1	24-39-0
Total Offense	66-274	84-347
Punts-Avg.	8-40.2	9-37.8
Fumbles-Lost	4-2	1-1
Penalties-Yards	7-46	4-30
Possession Time	38:13	22:31

INDIVIDUAL STATISTICS

RUSHING (CARRIES-YARDS)

MSU: Lombardi 3-49, Lewerke 6-4, Jefferson 2-4, Heyward 4-1, Team 3 -(-4); OSU: Weber 22-104, Dobbins 14-28, Campbell 2-9, Martell 1-5, Haskins 3-(-11), Team 3-(-15).

PASSING (C-A-I-YARDS-TD)

MSU: Lewerke 11-28-1-128-0, Lombardi 7-20-0-92-0; OSU: Haskins 24-39-0-227-1.

RECEIVING (RECEPTIONS-YARDS)

MSU: White 8-115, Stewart 4-42, Chambers 3-30, Sowards 1-12, Dotson 1-12, Heyward 1-9; OSU: McLaurin 5-63, Campbell 6-42, Olave 2-41, Hill 6-38, Berry 2-26, Farrell 1-10, Dobbins 1-9, Weber 1-(-2).

TACKLES-TOP FIVE (TOTAL-SOLO-ASSISTS)

MSU: Willis 15 (5-10), Dowell 14 (2-12), Willekes 13 (4-9), Layne 10 (6-4), Reschke 9 (2-7); OSU: Werner 7 (4-3), Borland 6 (1-5), White 5 (1-4), Sheffield 4 (2-2), Harrison 4 (1-3).



2018 GAME RECAPS

GAME 11 • NEBRASKA 9, MICHIGAN STATE 6

Game 11 | Nebraska 9, Michigan State 6

Nov. 17, 2018 • Lincoln, Neb.

Memorial Stadium • Att: 88,793

Play-by-play, post-game quotes and notes available at msuspartans.com.

LINCOLN, Neb. (AP) - Barrett Pickering kicked three field goals in the fourth quarter, the last one a 47-yarder with 5:13 left, as Nebraska came from behind to beat Michigan State 9-6 on Nov. 17.

The Spartans (6-5, 4-4 Big Ten) got field goals of 34 and 26 yards from Matt Coghlin but was unable to sustain offense against a Nebraska defense that has struggled most of the season.

Nebraska (4-7, 3-5), which had put up some of the best offensive numbers in the nation the past six weeks, tied it at 6-all on Pickering field goals of 36 and 20 yards.

The Huskers got the ball back when Antonio Reed and Dedrick Young knocked the ball out of MSU tight end Matt Dotson's hands for an incomplete pass to force a punt. Nebraska ran six plays before Pickering connected for the winning field goal with a strong north wind at his back.

Nebraska, which had gone over 450 total yards in seven straight games, generated just 248. Devine Ozigbo ran 18 times for 74 yards to become the first Nebraska player since 2014 to go over 1,000 for the season.

Adrian Martinez threw for 145 yards, and Stanley Morgan caught four balls for 67 yards to become the school's career leader in receptions with 182.

MSU's Rocky Lombardi completed 15-of-41 passes for 146 yards. Connor Heyward rushed 21 times for 80 yards and caught five passes for 78.

It was a classic mid-November Big Ten football setting. A gray sky was followed by intermittent flurries and, by the fourth quarter, light snow that began covering the Memorial Stadium turf. A 21-mph north wind made for a feel-like temperature of 15 degrees.

Each team entered the game missing key injured players. Michigan State started Lombardi for the second time in four games in place of Brian Lewerke. Nebraska was without leading receiver JD Spielman.

POST-GAME NOTES:

- The day began with Michigan State coach Mark Dantonio and Nebraska head coach Scott Frost meeting the families of Mike Sadler and Sam Foltz at midfield for a special ceremony. The game was the first between Michigan State and Nebraska since Foltz and Sadler died in an automobile accident in July of 2016 in Wisconsin after the two were returning from a kickers' camp. Sadler's family laid flowers at the 3-yard line on one side of the field, while Foltz's family laid flowers on the 27-yard line in remembrance of both players' jersey numbers. The pregame coin flip featured the special Sadler-Foltz coin that has been used in Big Ten Championship games.



Michigan State's defense held Nebraska to a season-low nine points (season average: 32.3 ppg). The Huskers entered the game ranked 13th in the FBS in total offense with 482.6 yards per game, but were limited to 248 yards of total offense, their second-lowest output of the season. Nebraska was held to 103 rushing yards, the second-lowest rushing total for the Huskers in 2018.

SCORE BY QUARTERS	1	2	3	4	F
Michigan State (6-5, 4-4 B1G)	3	0	0	3	- 6
Nebraska (4-7, 3-5 B1G)	0	0	0	9	- 9

SCORING SUMMARY

FIRST QUARTER

MSU (3-0) Coghlin 34-yard field goal, 7:46 left
Drive: 10 plays, 50 yards, TOP 4:45

SECOND QUARTER

None

THIRD QUARTER

None

FOURTH QUARTER

MSU (6-0) Coghlin 26-yard field goal, 12:13 left
Drive: 11 plays, 66 yards, TOP 6:14
NEB (3-6) Pickering 36-yard field goal, 11:07 left
Drive: 5 plays, 36 yards, TOP 1:00
NEB (6-6) Pickering 20-yard field goal, 8:07 left
Drive: 7 plays, 17 yards, TOP 2:02
NEB (9-6) Pickering 47-yard field goal, 5:13 left
Drive: 6 plays, 23 yards, TOP 1:59

TEAM STATISTICS

	MSU	NEB
First Downs	18	14
Rushes-Yards	38-143	30-103
Passing Yards	146	145
Passes	15-41-1	16-37-0
Total Offense	79-289	67-248
Punts-Avg.	7-42.0	5-41.0
Fumbles-Lost	2-1	5-2
Penalties-Yards	7-87	5-45
Possession Time	34:39	25:21

INDIVIDUAL STATISTICS

RUSHING (CARRIES-YARDS)

MSU: Heyward 21-80, Lombardi 9-53, Jefferson 7-16, Simmons 1-(-6); NEB: Ozigbo 18-74, Washington 3-19, Martinez 7-18, Team 2-(-8).

PASSING (C-A-I-YARDS-TD)

MSU: Lombardi 15-41-1-146-0; NEB: Martinez 16-37-0-145-0.

RECEIVING (RECEPTIONS-YARDS)

MSU: Heyward 5-78, Stewart 4-23, Sokol 1-14, White 2-12, Nelson 2-12, Jefferson 1-7; NEB: Morgan 4-67, Stoll 2-26, Warner 3-23, Ozigbo 3-20, Washington 2-7, Williams 2-2.

TACKLES-TOP FIVE (TOTAL-SOLO-ASSISTS)

MSU: A.Dowell 10 (4-6), Bachie 9 (3-6), Willekes 9 (5-4), Willis 6 (2-4), Williams 5 (0-5); NEB: Young 8 (2-6), Barry 8 (4-4), Reed 7 (2-5), Williams 7 (2-5), two others 5.



GAME 12 • MICHIGAN STATE 14, RUTGERS 10

Game 12 | Michigan State 14, Rutgers 10

Nov. 24, 2018 • East Lansing, Mich.

Spartan Stadium • Att: 64,951

Play-by-play, post-game quotes and notes available at msuspartans.com.

EAST LANSING, Mich. (AP) - Cody White scored on a 22-yard end-around with 3:57 to play, and Michigan State edged Rutgers 14-10 on Nov. 24, handing the Scarlet Knights their 11th straight loss.

The Spartans (7-5, 5-4 Big Ten) trailed 10-7 when William Przystup's punt pinned Rutgers (1-11, 0-9) back at its own 1-yard line with 5:23 remaining. The Scarlet Knights eventually had to punt, and Michigan State took over at the Rutgers 35. Quarterback Rocky Lombardi ran for a 13-yard gain on third-and-10, and on the next play, White scored.

The Scarlet Knights drove into Michigan State territory, but Josiah Scott intercepted a pass at the 3-yard line with 1:32 to play.

Michigan State was stopped on fourth down at its own 33 in the first quarter, and Rutgers took advantage of the field position. Giovanni Rescigno threw a 27-yard touchdown pass to Travis Vokolek for a 7-0 lead.

The Spartans tied it in the second quarter on an 18-yard scoring strike from Lombardi to Matt Sokol.

Michigan State caught a break late in the half when a punt hit Saquan Hampton of the Scarlet Knights, and the Spartans recovered the loose ball at the Rutgers 13. But when Michigan State attempted a field goal, there appeared to be an issue with the hold, and holder Brian Lewerke eventually tried a pass that was intercepted.

Hampton intercepted a pass at the Rutgers 33 in the third quarter, then the Scarlet Knights gave the ball back on the next play. Running back Isaih Pacheco attempted a pass on a trick play, and it was picked off by Scott. Michigan State took over at the Rutgers 34, but the Spartans couldn't get a first down and ended up punting from the 35. It was that kind of day for the offenses.

In the fourth, Rescigno was ruled short of the marker on a third-down run, then was called for unsportsmanlike conduct, knocking Rutgers back to the Michigan State 40. So the Scarlet Knights punted, but in doing so, they pinned the Spartans back at their own 8. After the Spartans were forced to punt the ball back, Rutgers took over at the Michigan State 25 and finally took the lead on a 34-yard field goal by Justin Davidovicz.

POST-GAME NOTES:

- The Spartans forced three Rutgers turnovers . . . Josiah Scott had a career-high two interceptions, the first two of the season for Scott; his first interception came in the third quarter, and his second interception came on a fourth-and-6 play from the MSU 21, as he caught the ball at the 3-yard line with 1:32 left in the game to ice the win . . . Xavier Henderson recovered a punt in the second quarter at the Rutgers 13-yard line that hit off Rutgers' Saquan Hampton.



Matt Sokol caught his first TD of the season on an 18-yard pass from Rocky Lombardi in the second quarter. Sokol was one of 18 Spartan seniors who played their final game in Spartan Stadium and were honored in a pregame ceremony: DE Dillon Alexander, OG David Beedle, LB Byron Bullough, LS Collin Caflisch, WR Felton Davis III, LB Andrew Dowell, TE Chase Gianacchos, FB Ben Line, OL Noah Listermann, FB Collin Lucas, QB Mickey Macius, LB Grayson Miller, S Matt Morrissey, DT Gerald Owens, LB Jon Reschke, CB Tyson Smith, TE Matt Sokol and S Khari Willis.

SCORE BY QUARTERS	1	2	3	4	F
Rutgers (1-11, 0-9 B1G)	7	0	0	3	- 10
Michigan State (7-5, 5-4 B1G)	0	7	0	7	- 14

SCORING SUMMARY

FIRST QUARTER

RU (7-0) Vokolek 27-yard pass from Rescigno (Davidovicz, J. kick), 6:15 left
Drive: 5 plays, 33 yards, TOP 2:19

SECOND QUARTER

MSU (7-7) Sokol 18-yard pass from Lombardi (Coghlin kick), 7:04 left
Drive: 7 plays, 81 yards, TOP 3:09

THIRD QUARTER

None

FOURTH QUARTER

RU (10-7) Davidovicz 34-yard field goal, 7:52 left
Drive: 4 plays, 9 yards, TOP 1:57
MSU (14-10) White 22-yard run (Coghlin kick), 3:57 left
Drive: 4 plays, 35 yards, TOP 0:42

TEAM STATISTICS

	MSU	RU
First Downs	23	10
Rushes-Yards	38-137	35-108
Passing Yards	173	109
Passes	19-44-2	9-18-2
Total Offense	82-310	53-217
Punts-Avg.	8-33.6	8-43.6
Fumbles-Lost	0-0	1-1
Penalties-Yards	6-69	8-76
Possession Time	31:16	28:44

INDIVIDUAL STATISTICS

RUSHING (CARRIES-YARDS)

MSU: Heyward 19-81, White 1-22, Lombardi 10-18, Jefferson 4-12, Collins 2-8, Team 2-(-4); RU: Rescigno 13-61, Pacheco 9-38, Blackshear 10-6, Hilliman 2-5, Team 1-(-2).

PASSING (C-A-I-YARDS-TD)

MSU: Lombardi 19-43-1-173-1, Lewerke 0-1-1-0-0; RU: Rescigno 9-17-1-109-1, Pacheco 0-1-1-0-0.

RECEIVING (RECEPTIONS-YARDS)

MSU: Stewart 7-53, White 4-44, Heyward 4-27, Sokol 1-18, Chambers 1-13, Dotson 1-12, Nelson 1-6; RU: Vokolek 4-69, Blackshear 3-29, Griffin-Stewart 1-7, Pacheco 1-4.

TACKLES-TOP FIVE (TOTAL-SOLO-ASSISTS)

MSU: Bachie 12 (5-7), Layne 6 (1-5), A.Dowell 5 (0-5), Thompson 5 (1-4), Simmons 5 (2-3), M.Panasiuk 5 (2-3); RU: Morris 8 (2-6), Fogg 8 (3-5), Wharton 8 (7-1), Lumor 6 (4-2), Young 6 (2-4).



HEAD COACH MARK DANTONIO



Now in his 12th season at Michigan State, Mark Dantonio has established himself as one of the most accomplished head coaches in Big Ten history, leading a program that has transformed itself into one of the nation's perennial powers.

Dantonio has won the most Big Ten Championships (three) and bowl games (five) of any Spartan head coach and also ranks first with 11 bowl appearances. He is the only Big Ten coach to win multiple Big Ten Championships (2010, 2013, 2015), claim a victory in the Rose Bowl (2014), and coach in the College Football Playoff (2015). The second-winningest coach in school history, trailing only Hall of Famer Duffy Daugherty, Dantonio owns a 107-50 (.682) record at MSU since his arrival in 2007. Dantonio also ranks first in program history in conference winning percentage (.657, 65-34 record, minimum 10 games); tied for first in AP Top 25 finishes (seven); second in Big Ten wins (65), home wins (63) and AP Top 25 victories (21); and fifth in overall winning percentage (.682).

Dantonio won his 100th game as head coach at Michigan State with a 42-17 victory over No. 18 Washington State in the 2017 Holiday Bowl and is one of just eight active FBS coaches to own at least 100 victories at his current school. He is just two victories shy from tying Daugherty, who coached at MSU from 1954-72, for the most wins in school history (109).

Dantonio's incredible run at Michigan State ranks among the best in Big Ten history. Dantonio is one of just six Big Ten coaches to have at least six 10-win seasons on their resume (Bo Schembechler, Michigan; Jim Tressel, Ohio State; Joe Paterno, Penn State; Lloyd Carr, Michigan; Urban Meyer, Ohio State) and one of four to have at least five 11-win seasons (Tressel, Paterno, Meyer). Dantonio is also one of just 14 coaches in Big Ten history to record 100 victories.

A Zanesville, Ohio, native with Midwest ties, Dantonio is in his 39th year of collegiate coaching, including his 15th as a head coach and 17th in East Lansing (served

as the Spartan secondary coach from 1995-2000). The 62-year-old Dantonio won his school-record third Big Ten Championship in 2015 with a 16-13 victory over previously undefeated and fourth-ranked Iowa that sent Michigan State to the College Football Playoff. He became MSU's second all-time winningest coach with his 71st victory on Oct. 25, 2014, against Michigan (record: Daugherty, 109). He won his 100th career game as a head coach in dramatic fashion on Oct. 17, 2015, at Michigan Stadium as the Spartans rallied to defeat the Wolverines, 27-23, on a 38-yard fumble return as time expired. Dantonio owns a career record of 125-67 (.651) in his 15th season as a head coach; the 125 career wins rank 13th among active FBS coaches.

A two-time Big Ten Coach of the Year (2010, 2013), Dantonio has led Michigan State to Top 25 finishes seven times (2008: No. 24 in both polls; 2010: No. 14 in both polls; 2011: No. 10 USA TODAY/No. 11 AP; 2013: No. 3 in both polls; 2014: No. 5 in both polls; 2015: No. 6 in both polls; 2017: No. 15 AP/No. 16 USA TODAY). Dantonio's seven AP Top-25 finishes are tied for first in school history (Daugherty's teams posted seven Top-25 finishes during his 19-year tenure from 1954-72). MSU (No. 3 in 2013, No. 5 in 2014, No. 6 in 2015) was the only school to finish in the top six of the final AP Poll from 2013-15.

Michigan State is in the midst of its winningest decade in school history based on total wins, as the Spartans are 85-33 (.720) since the beginning of the 2010 season. During that span, MSU has won five bowl games (2012 Outback, 2012 Buffalo Wild Wings, 2014 Rose, 2015 Cotton, 2017 Holiday), three Big Ten Championships (2010, 2013, 2015) and three Big Ten Division titles (2011, 2013, 2015). MSU's .720 winning percentage this decade is second best in school history (.766 in 1950s, 70-21-1). The Spartans' 85 victories since 2010 are 13th most in the FBS.

Dantonio made history by becoming the first Big Ten coach to record five 11-win seasons in a six-year span following MSU's 12-win campaign in 2015 (11 in 2010; 11 in 2011; school-record 13 in 2013; 11 in 2014; 12 in 2015). His five 11-win seasons are tied for third most in Big Ten history. Prior to Dantonio's arrival, MSU had not recorded an 11-win season in its history, and had just two 10-win seasons (1965, 1999).

During conference play, Michigan State has won 38 of its last 54 games against Big Ten opponents, dating back to the 2012 regular-season finale, including 24 wins by double-figures. Since the inception of the College Football Playoff and New Year's Six in 2014, Michigan State is one of only eight schools (Alabama, Clemson, Florida State, Notre Dame, Ohio State, Oklahoma, Washington) to play in both the CFP (2015 vs. Alabama) and a New Year's Six game (2015 Cotton Bowl vs. Baylor).

Michigan State played in a school-record nine consecutive bowl games from 2007-15 (2007 Champs Sports Bowl, 2009 Capital One Bowl, 2010 Alamo Bowl, 2011 Capital One Bowl, 2012 Outback Bowl, 2012 Buffalo Wild Wings Bowl, 2014 Rose Bowl, 2015 Cotton Bowl, 2015 College Football Playoff Semifinal at Cotton Bowl). Dantonio will extend his school record with his 11th bowl game appearance in the Redbox Bowl; he is 5-5 in bowl games at Michigan State, including a school-record four-game winning streak (2012 Outback, 2012 Buffalo Wild Wings, 2014 Rose, 2015 Cotton). Dantonio has led his teams to 13 bowl berths in 15 seasons as a head coach (10 at MSU, two at Cincinnati).

Dantonio has coached the second-most games of any Spartan head coach in school history (Daugherty: 183; Dantonio: 157). In addition, Dantonio is the third-longest tenured coach in the Big Ten (Kirk Ferentz, Iowa: 19 seasons; Pat Fitzgerald, Northwestern: 12 seasons) and eighth longest in the FBS (same school, consecutive seasons).

Since 2007, Dantonio has helped develop 10 different first-team All-Americans and 12 selections overall: RB Javon Ringer (2008); LB Greg Jones (2009-10); DT Jerel Worthy (2011); RB Le'Veon Bell (2012); CB Darqueze Dennard and P Mike Sadler (2013); S Kurtis Drummond (2014); C Jack Allen (2014-15); OT Jack Conklin (2015); and DE Kenny Willekes (2018). In addition, Dantonio has helped produce 40 first-team All-Big Ten selections.

Twenty-nine Spartans have been chosen in the NFL Draft under Dantonio's watch, including three consecutive first-round selections from 2014-16. Dennard was a 2013 unanimous All-America selection and also won the Jim Thorpe Award, which is given annually to the nation's best defensive back. He was selected in the first round of the 2014 NFL Draft (No. 24 overall) by the Cincinnati Bengals to become the first Spartan under Dantonio to be chosen in the first round. Cornerback Trae Waynes was selected in the first round by the Minnesota Vikings at No. 11 overall in 2015. Michigan State became just the sixth school to have cornerbacks selected in the first round of the NFL Draft in consecutive years, joining Alabama (2012-13), LSU (2011-12), Miami-Florida (2005-06), Ohio State (1999-2001) and Notre Dame (1993-94). In 2016, offensive tackle Jack Conklin became the highest Spartan drafted under Dantonio as he was chosen No. 8 overall by the Tennessee Titans, and went on to earn AP All-Pro honors as a rookie. The Spartans had six players drafted in 2012, the most in the Dantonio era, and five in 2016.

From his first day on the job, Dantonio has pledged to support student-athletes as they pursue excellence, both in the classroom and on the playing field. In his first 12 seasons, a total of 219 players have earned their undergraduate degrees. In addition, 194 Spartans have earned Academic All-Big Ten honors, including nine Academic All-America selections (Blair White, 2009 second team; Sadler, 2014 first team, 2013 first team, 2012 second team, 2011 second team; Max Bullough, 2013 first team, 2012 second team; Cole Chewins, 2017 first team, 2018 second team). MSU set a program record for the second year in a row with 31 Academic All-Big Ten honorees in 2018. In the past seven years, Michigan State has placed three student-athletes in the National Football Foundation Scholar-Athlete Class (Kirk Cousins in 2011; Bullough in 2013; Sadler in 2014). Sadler became MSU's first four-time Academic All-American and was a finalist for the 2014 William V. Campbell Trophy (nation's top scholar-athlete).

In addition to Dantonio's numerous accomplishments as head football coach at Michigan State, he has been an active member of the Mid-Michigan community. Dantonio and his wife, Becky, have hosted a women's football clinic nearly every year of his tenure, with proceeds going to local charities. The most recent event, an excellence clinic held in April 2018, benefited Lansing Promise, a scholarship program offering tuition assistance for post-secondary (college or skilled trade) education to all eligible high school graduates within the Lansing School District boundaries. Dantonio was named honorary chairman of the Children's Miracle Network at the Sparrow Children Center's in Lansing in



2009 and has played an integral role in helping children throughout the Mid-Michigan region get the medical care they need. Dantonio and his staff have also hosted CMN telethons that have raised hundreds of thousands of dollars. He has also played a role in getting the Spartans visiting elementary and middle schools throughout Lansing as part of the city's "Lansing Promise" campaign.

Under Dantonio, Spartan teams have produced some of the longest winning streaks in school history. MSU's 13-game Big Ten winning streak from 2012-14 was its second-longest conference run, while MSU's 12-game winning streak that began on Nov. 15, 2014, and ended on Nov. 7, 2015, was tied for the third longest in school history. Dantonio also had an 11-game winning streak during the 2013-14 seasons. In addition, Michigan State has produced a 63-21 record (.750) in home games since 2007, including four undefeated home seasons (2010, 2011, 2013, 2015).

The Spartans have consistently produced victories against highly ranked teams under Dantonio. MSU has defeated 21 AP Top-25 teams in his tenure, including 10 in the Top 10. The Spartans have twice stopped the two longest winning streaks in Ohio State history (snapped school-record 24-game winning streak over the No. 2 Buckeyes in the 2013 Big Ten Championship Game; snapped 23-game winning streak over the defending National Champion and second-ranked Buckeyes on Nov. 21, 2015, in Ohio Stadium). MSU also has AP Top 10 wins over No. 4 Iowa (2015 season), No. 4 Baylor (2014), No. 4 Wisconsin (2011), No. 5 Stanford (2013),

No. 7 Oregon (2015), No. 7 Michigan (2017), No. 7 Penn State (2017) and No. 8 Penn State (2018) under Dantonio. The Spartans have also defeated Michigan eight times in the last 11 years.

Known as one of the top defensive minds in the country, Dantonio and his staff have assembled one of the most consistently productive defenses in the FBS, year in and year out. The Spartans have finished in the FBS Top 10 in total defense five times under Dantonio, including No. 7 in 2017, and were the only team to rank in the NCAA FBS Top 10 in total defense from 2011-14 (No. 6 in 2011, No. 4 in 2012, No. 2 in 2013, No. 8 in 2014). A key reason for MSU's success has been creating turnovers, as the Spartans led the Big Ten for three consecutive years from 2013-15 in turnover margin, figures which also ranked in the FBS Top 10 (No. 10 in 2013 at +0.93; No. 2 in 2014 at +1.46; No. 4 in 2015 at +1.0).

Stopping the run has been the main theme for MSU, and it led to ranking No. 1 in the NCAA FBS in rushing defense in 2014 (88.5 ypg). The Spartans enter the bowl season in 2018 ranked No. 1 in the FBS in rushing defense, allowing just 81.3 yards pre game. Since the Big Ten began awarding stat champions in all games in 1985, Michigan State (2011-14) became only the second team in conference history to lead the league in rushing defense four years in a row. The Spartans have ranked in the FBS Top 25 in rushing defense seven times in the last nine seasons, including a run of five straight years in the top 11 (2011-15) and No. 2 in 2017 (95.3 ypg).

ALL-TIME WINNINGEST COACHES - MICHIGAN STATE HISTORY

OVERALL

Rk.	Coach (Years)	Wins
1.	Duffy Daugherty (1954-72)	109
2.	Mark Dantonio (2007-)	107
3.	Charles Bachman (1933-46)	70
4.	George Perles (1983-94)	68
5.	Chester Brewer (1903-10, '17, '19)	58

Rk.	Coach (Years)	Win Pct.
1.	John Macklin (1911-15)	.853 (29-5)
2.	Clarence "Biggie" Munn (1947-53)	.846 (54-9-20)
3.	Jim Crowley (1929-32)	.712 (22-8-3)
4.	Chester Brewer (1903-10, '17, '19)	.699 (58-23-7)
5.	Mark Dantonio (2007-)	.682 (107-50)

BIG TEN GAMES

Rk.	Coach (Years)	Wins
1.	Duffy Daugherty (1954-72)	72
2.	Mark Dantonio (2007-)	65
3.	George Perles (1983-94)	53

Rk.	Coach (Years) [Min. 10 games]	Win Pct.
1.	Mark Dantonio (2007-)	.657 (65-34)
2.	Denny Stolz (1973-75)	.604 (14-9-1)
3.	Nick Saban (1995-99)	.603 (23-15-1)

BOWL APPEARANCES

Rk.	Coach (Years)	Bowls
1.	Mark Dantonio (2007-)	11
2.	George Perles (1983-94)	7

BOWL WINS

Rk.	Coach (Years)	Bowl Wins
1.	Mark Dantonio (2007-)	5
2.	George Perles (1983-94)	3

AP TOP-25 FINISHES

Rk.	Coach (Years)	Wins
1.	Mark Dantonio (2007-)	7
	Duffy Daugherty (1954-72)	7
3.	Clarence "Biggie" Munn (1947-53)	6

WINS OVER AP TOP-25 TEAMS

Rk.	Coach (Years)	Wins
1.	Duffy Daugherty (1954-72)	25
2.	Mark Dantonio (2007-)	21
3.	George Perles (1983-94)	14

WINS OVER AP TOP-10 TEAMS

Rk.	Coach (Years)	Wins
1.	Duffy Daugherty (1954-72)	17
2.	Mark Dantonio (2007-)	10
3.	Clarence "Biggie" Munn (1947-53)	5

HOME GAMES

Rk.	Coach (Years)	Wins
1.	Duffy Daugherty (1954-72)	68
2.	Mark Dantonio (2007-)	63
3.	Charles Bachman (1933-46)	46

Rk.	Coach (Years)	Pct.
1.	Clarence "Biggie" Munn (1947-53)	.892 (33-4)
2.	Jim Crowley (1929-32)	.886 (19-2-1)
3.	John Macklin (1911-15)	.857 (18-3)
4.	Chester Brewer (1903-10, '17, '19)	.845 (45-7-3)
5.	Charles Bachman (1933-46)	.790 (46-10-6)
6.	Mark Dantonio (2007-)	.750 (63-21)

THE DANTONIO FILE

PERSONAL DATA: Born Mark Dantonio in El Paso, Texas, on March 9, 1956. Family: wife Becky and two daughters, Kristen and Lauren.

PREVIOUS COACHING EXPERIENCE: College - Graduate assistant at Ohio U. (1980); graduate assistant at Purdue (1981); defensive coordinator at Butler (Kan.) Junior College (1982); graduate assistant at Ohio State (1983-84); defensive secondary coach at Akron (1985); defensive secondary coach and defensive coordinator at Youngstown State (1986-90); defensive secondary coach at Kansas (1991-94); defensive secondary coach (1995-2000) and associate head coach (2000) at Michigan State; defensive coordinator at Ohio State (2001-03); head coach at Cincinnati (2004-06).

COACHING RECORD: 125-67 (.651) in his 15th season as a college head coach; 18-17 (.514) in three seasons at Cincinnati (2004-06); 107-50 (.682) in his 12th season at Michigan State (2007-); 65-34 (.657) in Big Ten games.

EDUCATION: Bachelor's degree in education from South Carolina in 1979; master's degree in education from Ohio U. in 1980.

PLAYING EXPERIENCE: College - Three-year letterman as a defensive back at South Carolina (1976-78).

POSTSEASON EXPERIENCE: Coach - 1987 NCAA I-AA playoffs, 1989 NCAA I-AA playoffs, 1990 NCAA I-AA playoffs, 1983 Fiesta Bowl, 1984 Rose Bowl, 1992 Aloha Bowl, 1995 Independence Bowl, 1996 Sun Bowl, 1997 Aloha Bowl, 2000 Florida Citrus Bowl, 2002 Outback Bowl, 2003 Fiesta Bowl, 2004 Fiesta Bowl, 2004 Fort Worth Bowl, 2007 Champs Sports Bowl, 2009 Capital One Bowl, 2010 Alamo Bowl, 2011 Capital One Bowl, 2012 Outback Bowl, 2012 Buffalo Wild Wings Bowl, 2014 Rose Bowl, 2015 Cotton Bowl, 2015 College Football Playoff (Cotton Bowl), 2017 Holiday Bowl, 2018 Redbox Bowl.

Dantonio's Career Record - Head Coach

Year	School	Overall			Conference			Finish	Bowl	Rk.
		W	L	Pct.	W	L	Pct.			
2004	Cincinnati	7	5	.583	5	3	.625	T-2nd (C-USA)	Fort Worth Bowl Champs	-
2005	Cincinnati	4	7	.364	2	5	.286	T-6th (Big East)	-	-
2006	Cincinnati	7	5	.583	4	3	.571	T-7th (Big East)	International Bowl*	-
2007	Michigan State	7	6	.538	3	5	.375	T-7th (B1G)	Champs Sports Bowl	-
2008	Michigan State	9	4	.692	6	2	.750	3rd (B1G)	Capital One Bowl	24/24
2009	Michigan State	6	7	.462	4	4	.500	T-6th (B1G)	Alamo Bowl	-
2010	Michigan State	11	2	.846	7	1	.875	T-1st (B1G)	Capital One Bowl	14/14
2011	Michigan State	11	3	.786	7	1	.875	1st (B1G Legends)	Outback Bowl Champs	11/10
2012	Michigan State	7	6	.538	3	5	.375	4th (B1G Legends)	Buffalo Wild Wings Champs	-
2013	Michigan State	13	1	.929	8	0	1.000	1st (B1G Legends)	Rose Bowl Champs	3/3
2014	Michigan State	11	2	.846	7	1	.875	2nd (B1G East)	Cotton Bowl Champs	5/5
2015	Michigan State	12	2	.857	7	1	.875	1st (B1G East)	CFP (Cotton Bowl)	6/6
2016	Michigan State	3	9	.250	1	8	.111	6th (B1G East)	-	-
2017	Michigan State	10	3	.769	7	2	.778	2nd (B1G East)	Holiday Bowl Champs	15/16
2018	Michigan State	7	5	.583	5	4	.556	4th (B1G East)	Redbox Bowl	-
Totals		125	67	.651	76	45	.623		13 bowl games (6-5)*	

* Did not coach Cincinnati in bowl game



SPARTAN COACHING STAFF

ASSISTANT COACHES



Mike Tressel

Co-Defensive Coordinator/
Linebackers

12th Year

Game Day Location: Sideline



Dave Warner

Co-Offensive Coordinator/
Running Backs

12th Year

Game Day Location: Booth



Jim Bollman

Co-Offensive Coordinator/
Tight Ends

Sixth Year

Game Day Location: Booth



Mark Staten

Assistant Head Coach/
Offensive Line

12th Year

Game Day Location: Sideline



Chuck Bullough

Defensive Ends

First Year

Game Day Location: Booth



Ron Burton

Defensive Tackles

Sixth Year

Game Day Location: Sideline



Paul Haynes

Secondary

Third year overall at MSU

Game Day Location: Sideline



Brad Salem

Quarterbacks

Ninth Year

Game Day Location: Sideline



Terrence Samuel

Wide Receivers

Eighth Year

Game Day Location: Sideline



Don Treadwell

Asst. Secondary/Freshmen

Eighth year overall at MSU

Game Day Location: Booth



Michigan State Combined Team Statistics (as of Nov 24, 2018) All games

Date	Opponent	Score	Att.
Aug 31, 2018	UTAH STATE	W 38-31	73114
Sep 08, 2018	at Arizona State	L 13-16	53599
* Sep 22, 2018	at Indiana	W 35-21	45445
Sep 29, 2018	CENTRAL MICHIGAN	W 31-20	73752
* Oct 06, 2018	NORTHWESTERN	L 19-29	72850
* Oct 13, 2018	at #8 Penn State	W 21-17	106685
* Oct 20, 2018	#6 MICHIGAN	L 7-21	76131
* Oct 27, 2018	PURDUE	W 23-13	72657
* Nov 03, 2018	at Maryland	W 24-3	31735
* Nov 10, 2018	#10 OHIO STATE	L 6-26	74633
* Nov 17, 2018	at Nebraska	L 6-9	88793
* Nov 24, 2018	RUTGERS	W 14-10	64951

Rushing	gp-gs	att	gain	loss	net	avg	td	lg	avg/g
Heyward, Connor	12-8	114	548	28	520	4.6	5	80	43.3
Jefferson, La'Darius	11-0	78	266	11	255	3.3	2	27	23.2
Scott, LJ	4-4	55	184	4	180	3.3	0	14	45.0
Lombardi, Rocky	8-3	38	205	75	130	3.4	0	47	16.2
Nailor, Jalen	7-1	8	125	0	125	15.6	1	75	17.9
Lewerke, Brian	10-9	74	266	145	121	1.6	2	27	12.1
Bridges, Weston	6-0	16	56	3	53	3.3	0	9	8.8
Davis, Felton	7-7	2	50	0	50	25.0	1	48	7.1
Stewart, Darrell	10-7	3	22	0	22	7.3	0	15	2.2
White, Cody	8-7	1	22	0	22	22.0	1	22	2.8
Collins, Elijah	3-0	2	8	0	8	4.0	0	4	2.7
Welch, Andre	5-1	2	11	4	7	3.5	0	11	1.4
Coghlin, Matt	12-0	1	6	0	6	6.0	1	6	0.5
Thomas, Alante	1-0	1	6	0	6	6.0	0	6	6.0
Nelson, Laress	8-0	2	3	1	2	1.0	0	3	0.2
Total	12	419	1778	314	1464	3.5	14	80	122.0
Opponents	12	365	1292	316	976	2.7	8	78	81.3

Passing	gp-gs	effic	comp-att-int	pct	yds	td	lg	avg/g
Lewerke, Brian	10-9	108.80	162-299-10	54.2	1868	8	40	186.8
Lombardi, Rocky	8-3	86.94	68-154-3	44.2	738	3	48	92.2
White, Cody	8-7	150.40	1-1-0	100.0	6	0	6	0.8
Stewart, Darrell	10-7	463.60	1-1-0	100.0	4	1	4	0.4
TEAM	11-0	0.00	0-1-0	0.0	0	0	0	0.0
Heyward, Connor	12-8	402.40	1-1-0	100.0	36	0	36	3.0
Total	12	102.71	233-457-13	51.0	2652	12	48	221.0
Opponents	12	114.39	261-444-14	58.8	2762	13	79	230.2

Receiving	gp-gs	no.	yds	avg	td	lg	avg/g
Stewart, Darrell	10-7	39	368	9.4	1	27	36.8
White, Cody	8-7	36	491	13.6	2	40	61.4
Heyward, Connor	12-8	32	249	7.8	0	36	20.8
Davis, Felton	7-7	31	474	15.3	4	37	67.7
Chambers, Cam	11-0	19	264	13.9	0	36	24.0
Sowards, Brandon	12-4	18	201	11.2	0	23	16.8
Dotson, Matt	12-1	12	132	11.0	1	21	11.0
Nelson, Laress	8-0	12	114	9.5	0	21	14.2
Nailor, Jalen	7-1	7	112	16.0	2	48	16.0
Scott, LJ	4-4	7	95	13.6	0	32	23.8
Sokol, Matt	12-11	7	90	12.9	1	25	7.5
Jefferson, La'Darius	11-0	7	29	4.1	0	8	2.6
Lewerke, Brian	10-9	2	10	5.0	1	6	1.0
Hayes, C.J.	5-0	1	13	13.0	0	13	2.6
Layne, Justin	12-12	1	11	11.0	0	11	0.9
Total	12	233	2652	11.4	12	48	221.0
Opponents	12	261	2762	10.6	13	79	230.2

Field Goals	fg	pct.	01-19	20-29	30-39	40-49	50-59	lg	blk
Coghlin, Matt	16-19	84.2	0-0	5-5	7-8	4-5	0-1	49	1

Scoring	td	fg	PAT			dxp	saf	pts
			kick	rush	rcv	pass		
Coghlin, Matt	1	16-19	25-25	-	-	-	-	79
Davis, Felton	5	-	-	-	1	-	-	32
Heyward, Connor	5	-	-	-	-	-	-	30
Lewerke, Brian	3	-	-	-	-	1-2	-	18
White, Cody	3	-	-	-	-	-	-	18
Nailor, Jalen	3	-	-	-	-	-	-	18
Jefferson, La'Darius	2	-	-	-	-	-	-	12
Sokol, Matt	1	-	-	-	-	-	-	6
Dotson, Matt	1	-	-	-	-	-	-	6
Rosenthal, Max	1	-	-	-	-	-	-	6
Brown, Shakur	1	-	-	-	-	-	-	6

Record:	Overall	Home	Away	Neutral
All games	7-5	4-3	3-2	0-0
Conference	5-4	2-3	3-1	0-0
Non-Conference	2-1	2-0	0-1	0-0

Team Statistics	MSU	OPP
FIRST DOWNS	244	202
Rushing	82	53
Passing	137	131
Penalty	25	18
RUSHING YARDAGE	1464	976
Rushing Attempts	419	365
Average Per Rush	3.5	2.7
Average Per Game	122.0	81.3
TDs Rushing	14	8
PASSING YARDAGE	2652	2762
Comp-Att-Int	233-457-13	261-444-14
Average Per Pass	5.8	6.2
Average Per Catch	11.4	10.6
Average Per Game	221.0	230.2
TDs Passing	12	13
TOTAL OFFENSE	4116	3738
Average Per Play	4.7	4.6
Average Per Game	343.0	311.5
KICK RETURNS: #-Yards	17-402	26-475
PUNT RETURNS: #-Yards	19-125	27-142
INT RETURNS: #-Yards	14-154	13-170
FUMBLES-LOST	23-8	20-9
PENALTIES-Yards	73-676	66-619
PUNTS-AVG	79-38.8	76-42.5
TIME OF POSSESSION/Game	32:26	27:34
3RD-DOWN Conversions	61/184	56/178
4TH-DOWN Conversions	7/18	6/16

Interceptions	no.	yds	avg	td	lg
Willis, Khari	2	30	15.0	0	20
Morrissey, Matt	2	2	1.0	0	2
Scott, Josiah	2	12	6.0	0	12
Dowell, David	2	30	15.0	0	30
Bachie, Joe	1	1	1.0	0	1
Layne, Justin	1	6	6.0	0	6
Simmons, Antjuan	1	4	4.0	0	4
Panasiuk, Mike	1	0	0.0	0	0
Brown, Shakur	1	69	69.0	1	69
Thompson, Tyriq	1	0	0.0	0	0

Punting	no.	yds	avg	lg	tb	fc	i20	50+	blk
Hunt, Tyler	36	1444	40.1	63	2	10	15	3	0
Przystup, William	20	794	39.7	55	2	3	8	5	0
Baringer, Bryce	15	486	32.4	52	1	5	4	2	0
Hartbarger, Jake	6	293	48.8	74	0	1	2	2	1
TEAM	1	20	20.0	20	0	0	0	0	0
Lombardi, Rocky	1	32	32.0	32	0	0	0	0	0

Punt Returns	no.	yds	avg	td	lg
Sowards, Brandon	11	81	7.4	0	24
White, Cody	5	23	4.6	0	13
Nelson, Laress	2	11	5.5	0	11
Brown, Shakur	1	10	10.0	0	10
Total	19	125	6.6	0	24
Opponents	27	142	5.3	0	19

Kick Returns	no.	yds	avg	td	lg
Heyward, Connor	13	287	22.1	0	49
Stewart, Darrell	2	69	34.5	0	43
Simmons, Antjuan	2	46	23.0	0	34
Total	17	402	23.6	0	49
Opponents	26	475	18.3	0	48

All Purpose	g	rush	rcv	pr	kr	ir	total	avg/g
Heyward, Connor	12	520	249	0	287	0	1056	88.0
White, Cody	8	22	491	23	0	0	536	67.0
Davis, Felton	7	50	474	0	0	0	524	74.9
Stewart, Darrell	10	22	368	0	69	0	459	45.9
Jefferson, La'Dari	11	255	29	0	0	0	284	25.8
Total	12	1464	2652	125	402	154	4797	399.8
Opponents	12	976	2762	142	475	170	4525	377.1



2018 STATISTICS

Michigan State Overall Team Statistics (as of Nov 24, 2018) All games

Team Statistics	MSU	OPP
SCORING	237	216
Points Per Game	19.8	18.0
Points Off Turnovers	51	48
FIRST DOWNS	244	202
Rushing	82	53
Passing	137	131
Penalty	25	18
RUSHING YARDAGE	1464	976
Yards gained rushing	1778	1292
Yards lost rushing	314	316
Rushing Attempts	419	365
Average Per Rush	3.5	2.7
Average Per Game	122.0	81.3
TDs Rushing	14	8
PASSING YARDAGE	2652	2762
Comp-Att-Int	233-457-13	261-444-14
Average Per Pass	5.8	6.2
Average Per Catch	11.4	10.6
Average Per Game	221.0	230.2
TDs Passing	12	13
TOTAL OFFENSE	4116	3738
Total Plays	876	809
Average Per Play	4.7	4.6
Average Per Game	343.0	311.5
KICK RETURNS: #-Yards	17-402	26-475
PUNT RETURNS: #-Yards	19-125	27-142
INT RETURNS: #-Yards	14-154	13-170
KICK RETURN AVERAGE	23.6	18.3
PUNT RETURN AVERAGE	6.6	5.3
INT RETURN AVERAGE	11.0	13.1
FUMBLES-LOST	23-8	20-9
PENALTIES-Yards	73-676	66-619
Average Per Game	56.3	51.6
PUNTS-Yards	79-3069	76-3232
Average Per Punt	38.8	42.5
Net punt average	35.8	39.3
KICKOFFS-Yards	56-3318	50-2955
Average Per Kick	59.2	59.1
Net kick average	40.1	38.6
TIME OF POSSESSION/Game	32:26	27:34
3RD-DOWN Conversions	61/184	56/178
3rd-Down Pct	33%	31%
4TH-DOWN Conversions	7/18	6/16
4th-Down Pct	39%	38%
SACKS BY-Yards	25-160	23-172
MISC YARDS	0	0
TOUCHDOWNS SCORED	27	23
FIELD GOALS-ATTEMPTS	16-19	17-23
ON-SIDE KICKS	0-0	1-1
RED-ZONE SCORES	(32-38) 84%	(24-30) 80%
RED-ZONE TOUCHDOWNS	(20-38) 53%	(12-30) 40%
PAT-ATTEMPTS	(25-25) 100%	(21-21) 100%
ATTENDANCE	508088	326257
Games/Avg Per Game	7/72584	5/65251
Neutral Site Games		0/0

Score by Quarters	1st	2nd	3rd	4th	OT	Total
Michigan State	42	68	78	49	0	237
Opponents	34	48	37	97	0	216



2018 Michigan State Football
Michigan State Individual Season/Career Statistics (as of Nov 25, 2018)
All games

SEASON										CAREER								
Rushing	gp	att	gain	loss	net	avg	td	lg	avg/g	gp	att	gain	loss	net	avg	td	lg	avg/g
Heyward, Connor	12	114	548	28	520	4.6	5	80	43.3	24	117	558	28	530	4.5	5	80	22.1
Jefferson, La'Darius	11	78	266	11	255	3.3	2	27	23.2	11	78	266	11	255	3.3	2	27	23.2
Scott, LJ	4	55	184	4	180	3.3	0	14	45.0	42	586	2865	94	2771	4.7	25	61	66.0
Lombardi, Rocky	8	38	205	75	130	3.4	0	47	16.2	8	38	205	75	130	3.4	0	47	16.2
Nailor, Jalen	7	8	125	0	125	15.6	1	75	17.9	7	8	125	0	125	15.6	1	75	17.9
Lewerke, Brian	10	74	266	145	121	1.6	2	27	12.1	27	219	1128	299	829	3.8	7	61	30.7
Bridges, Weston	6	16	56	3	53	3.3	0	9	8.8	6	16	56	3	53	3.3	0	9	8.8
Davis, Felton	7	2	50	0	50	25.0	1	48	7.1	39	4	80	0	80	20.0	1	48	2.1
White, Cody	8	1	22	0	22	22.0	1	22	2.8	21	5	41	0	41	8.2	1	22	2.0
Stewart, Darrell	10	3	22	0	22	7.3	0	15	2.2	33	25	182	17	165	6.6	0	46	5.0
Collins, Elijah	3	2	8	0	8	4.0	0	4	2.7	3	2	8	0	8	4.0	0	4	2.7
Welch, Andre	5	2	11	4	7	3.5	0	11	1.4	8	2	11	4	7	3.5	0	11	0.9
Coghlin, Matt	12	1	6	0	6	6.0	1	6	0.5	25	1	6	0	6	6.0	1	6	0.2
Thomas, Alante	1	1	6	0	6	6.0	0	6	6.0	1	1	6	0	6	6.0	0	6	6.0
Nelson, Laress	8	2	3	1	2	1.0	0	3	0.2	18	3	5	1	4	1.3	0	3	0.2
Rosenthal, Max	7	0	0	0	0	0.0	1	0	0.0	7	0	0	0	0	0.0	1	0	0.0
Sowards, Brandon	12	1	0	1	-1	-1.0	0	0	-0.1	31	1	0	1	-1	-1.0	0	0	0.0
Simmons, Antjuan	12	1	0	6	-6	-6.0	0	0	-0.5	25	1	0	6	-6	-6.0	0	0	-0.2
TEAM	11	20	0	36	-36	-1.8	0	0	-3.3									
Total	12	419	1778	314	1464	3.5	14	80	122.0									
Opponents	12	365	1292	316	976	2.7	8	78	81.3									
Passing	gp	effic	comp-att-int	pct	yds	td	lg	avg/g		gp	effic	comp-att-int	pct	yds	td	lg	avg/g	
Lewerke, Brian	10	108.80	162-299-10	54.2	1868	8	40	186.8		27	119.73	439-773-18	56.8	5042	30	60	186.7	
Lombardi, Rocky	8	86.94	68-154-3	44.2	738	3	48	92.2		8	86.94	68-154-3	44.2	738	3	48	92.2	
Stewart, Darrell	10	463.60	1-1-0	100.0	4	1	4	0.4		33	463.60	1-1-0	100.0	4	1	4	0.1	
White, Cody	8	150.40	1-1-0	100.0	6	0	6	0.8		21	150.40	1-1-0	100.0	6	0	6	0.3	
TEAM	11	0.00	0-1-0	0.0	0	0	0	0.0										
Heyward, Connor	12	402.40	1-1-0	100.0	36	0	36	3.0		24	201.20	1-2-0	50.0	36	0	36	1.5	
Total	12	102.71	233-457-13	51.0	2652	12	48	221.0										
Opponents	12	114.39	261-444-14	58.8	2762	13	79	230.2										
Receiving	gp	no.	yds	avg	td	lg	avg/g		gp	no.	yds	avg	td	lg	avg/g			
Stewart, Darrell	10	39	368	9.4	1	27	36.8		33	92	898	9.8	3	40	27.2			
White, Cody	8	36	491	13.6	2	40	61.4		21	71	981	13.8	6	60	46.7			
Heyward, Connor	12	32	249	7.8	0	36	20.8		24	36	262	7.3	1	36	10.9			
Davis, Felton	7	31	474	15.3	4	37	67.7		39	100	1450	14.5	14	49	37.2			
Chambers, Cam	11	19	264	13.9	0	36	24.0		24	24	330	13.8	0	36	13.8			
Sowards, Brandon	12	18	201	11.2	0	23	16.8		31	18	201	11.2	0	23	6.5			
Dotson, Matt	12	12	132	11.0	1	21	11.0		22	14	151	10.8	1	21	6.9			
Nelson, Laress	8	12	114	9.5	0	21	14.2		18	15	143	9.5	0	23	7.9			
Nailor, Jalen	7	7	112	16.0	2	48	16.0		7	7	112	16.0	2	48	16.0			
Scott, LJ	4	7	95	13.6	0	32	23.8		42	40	403	10.1	2	64	9.6			
Sokol, Matt	12	7	90	12.9	1	25	7.5		51	30	338	11.3	2	25	6.6			
Jefferson, La'Darius	11	7	29	4.1	0	8	2.6		11	7	29	4.1	0	8	2.6			
Lewerke, Brian	10	2	10	5.0	1	6	1.0		27	3	15	5.0	1	6	0.6			
Hayes, C.J.	5	1	13	13.0	0	13	2.6		5	1	13	13.0	0	13	2.6			
Layne, Justin	12	1	11	11.0	0	11	0.9		34	1	11	11.0	0	11	0.3			
Campbell, Luke	9	1	5	5.0	0	5	0.6		22	1	5	5.0	0	5	0.2			
Thomas, Alante	1	1	-6	-6.0	0	0	-6.0		1	1	-6	-6.0	0	0	-6.0			
Total	12	233	2652	11.4	12	48	221.0											
Opponents	12	261	2762	10.6	13	79	230.2											



2018 STATISTICS

2018 Michigan State Football Michigan State Individual Season/Career Statistics (as of Nov 25, 2018) All games

	SEASON						CAREER					
Total Offense	g	plays	rush	pass	total	avg/g	g	plays	rush	pass	total	avg/g
Lewerke, Brian	10	373	121	1868	1989	198.9	27	992	829	5042	5871	217.4
Lombardi, Rocky	8	192	130	738	868	108.5	8	192	130	738	868	108.5
Heyward, Connor	12	115	520	36	556	46.3	24	119	530	36	566	23.6
Jefferson, La'Darius	11	78	255	0	255	23.2	11	78	255	0	255	23.2
Scott, LJ	4	55	180	0	180	45.0	42	586	2771	0	2771	66.0
Nailor, Jalen	7	8	125	0	125	17.9	7	8	125	0	125	17.9
Bridges, Weston	6	16	53	0	53	8.8	6	16	53	0	53	8.8
Davis, Felton	7	2	50	0	50	7.1	39	4	80	0	80	2.1
White, Cody	8	2	22	6	28	3.5	21	6	41	6	47	2.2
Stewart, Darrell	10	4	22	4	26	2.6	33	26	165	4	169	5.1
Collins, Elijah	3	2	8	0	8	2.7	3	2	8	0	8	2.7
Welch, Andre	5	2	7	0	7	1.4	8	2	7	0	7	0.9
Thomas, Alante	1	1	6	0	6	6.0	1	1	6	0	6	6.0
Coghlin, Matt	12	1	6	0	6	0.5	25	1	6	0	6	0.2
Nelson, Laress	8	2	2	0	2	0.2	18	3	4	0	4	0.2
Sowards, Brandon	12	1	-1	0	-1	-0.1	31	1	-1	0	-1	0.0
Simmons, Antjuan	12	1	-6	0	-6	-0.5	25	1	-6	0	-6	-0.2
TEAM	11	21	-36	0	-36	-3.3						
Total	12	876	1464	2652	4116	343.0						
Opponents	12	809	976	2762	3738	311.5						

Scoring	td	fg	PAT				dxp	saf	pts	td	fg	PAT				dxp	saf	pts
			kick	rush	rcv	pass						kick	rush	rcv	pass			
Coghlin, Matt	1	16-19	25-25	-	-	-	-	-	79	1	31-38	63-63	-	-	-	-	-	162
Davis, Felton	5	-	-	-	1	-	-	-	32	15	-	-	-	1	-	-	-	92
Heyward, Connor	5	-	-	-	-	-	-	-	30	6	-	-	-	-	-	-	-	36
Lewerke, Brian	3	-	-	-	-	1-2	-	-	18	8	-	-	-	-	2-3	-	-	48
White, Cody	3	-	-	-	-	-	-	-	18	7	-	-	-	1	-	-	-	44
Nailor, Jalen	3	-	-	-	-	-	-	-	18	3	-	-	-	-	-	-	-	18
Jefferson, La'Darius	2	-	-	-	-	-	-	-	12	2	-	-	-	-	-	-	-	12
Rosenthal, Max	1	-	-	-	-	-	-	-	6	1	-	-	-	-	-	-	-	6
Brown, Shakur	1	-	-	-	-	-	-	-	6	1	-	-	-	-	-	-	-	6
Stewart, Darrell	1	-	-	-	-	-	-	-	6	3	-	-	-	-	-	-	-	18
Sokol, Matt	1	-	-	-	-	-	-	-	6	2	-	-	-	-	-	-	-	12
Dotson, Matt	1	-	-	-	-	-	-	-	6	1	-	-	-	-	-	-	-	6
Total	27	16-19	25-25	-	1	1-2	-	-	237									
Opponents	23	17-23	21-21	-	2	2-2	-	1	216									

Punt Returns	no.	yds	avg	td	lg	no.	yds	avg	td	lg
Sowards, Brandon	11	81	7.4	0	24	26	175	6.7	0	24
White, Cody	5	23	4.6	0	13	12	45	3.8	0	21
Nelson, Laress	2	11	5.5	0	11	9	45	5.0	0	15
Brown, Shakur	1	10	10.0	0	10	1	10	10.0	0	10
Total	19	125	6.6	0	24					
Opponents	27	142	5.3	0	19					

Kick Returns	no.	yds	avg	td	lg	no.	yds	avg	td	lg
Heyward, Connor	13	287	22.1	0	49	33	723	21.9	0	55
Stewart, Darrell	2	69	34.5	0	43	13	328	25.2	0	43
Simmons, Antjuan	2	46	23.0	0	34	3	78	26.0	0	34
Total	17	402	23.6	0	49					
Opponents	26	475	18.3	0	48					



2018 Michigan State Football
Michigan State Individual Season/Career Statistics (as of Nov 25, 2018)
All games

SEASON						CAREER					
Interceptions	no.	yds	avg	td	lg	no.	yds	avg	td	lg	
Scott, Josiah	2	12	6.0	0	12	4	12	3.0	0	12	
Dowell, David	2	30	15.0	0	30	7	108	15.4	0	30	
Morrissey, Matt	2	2	1.0	0	2	2	2	1.0	0	2	
Willis, Khari	2	30	15.0	0	20	4	50	12.5	0	20	
Bachie, Joe	1	1	1.0	0	1	4	16	4.0	0	15	
Thompson, Tyriq	1	0	0.0	0	0	1	0	0.0	0	0	
Brown, Shakur	1	69	69.0	1	69	1	69	69.0	1	69	
Simmons, Antjuan	1	4	4.0	0	4	1	4	4.0	0	4	
Layne, Justin	1	6	6.0	0	6	3	49	16.3	1	43	
Panasiuk, Mike	1	0	0.0	0	0	1	0	0.0	0	0	
Total	14	154	11.0	1	69						
Opponents	13	170	13.1	1	40						

Fumble Returns	no.	yds	avg	td	lg	no.	yds	avg	td	lg	
Willekes, Kenny	1	7	7.0	0	7	1	7	7.0	0	7	
Total	1	7	7.0	0	7						
Opponents	0	0	0.0	1	0						

All Purpose	g	rush	rcv	pr	kr	ir	total	avg/g	g	rush	rcv	pr	kr	ir	total	avg/g
Heyward, Connor	12	520	249	0	287	0	1056	88.0	24	530	262	6	723	0	1521	63.4
White, Cody	8	22	491	23	0	0	536	67.0	21	41	981	45	0	0	1067	50.8
Davis, Felton	7	50	474	0	0	0	524	74.9	39	80	1450	0	0	0	1530	39.2
Stewart, Darrell	10	22	368	0	69	0	459	45.9	33	165	898	20	328	0	1411	42.8
Jefferson, La'Dari	11	255	29	0	0	0	284	25.8	11	255	29	0	0	0	284	25.8
Sowards, Brando	12	-1	201	81	0	0	281	23.4	31	-1	201	175	0	0	375	12.1
Scott, LJ	4	180	95	0	0	0	275	68.8	42	2771	403	0	25	0	3199	76.2
Chambers, Cam	11	0	264	0	0	0	264	24.0	24	0	330	0	0	0	330	13.8
Nailor, Jalen	7	125	112	0	0	0	237	33.9	7	125	112	0	0	0	237	33.9
Dotson, Matt	12	0	132	0	0	0	132	11.0	22	0	151	0	0	0	151	6.9
Lewerke, Brian	10	121	10	0	0	0	131	13.1	27	829	15	0	0	0	844	31.3
Lombardi, Rocky	8	130	0	0	0	0	130	16.2	8	130	0	0	0	0	130	16.2
Nelson, Laress	8	2	114	11	0	0	127	15.9	18	4	143	45	0	0	192	10.7
Sokol, Matt	12	0	90	0	0	0	90	7.5	51	-4	338	0	0	0	334	6.5
Brown, Shakur	11	0	0	10	0	69	79	7.2	11	0	0	10	0	69	79	7.2
Bridges, Weston	6	53	0	0	0	0	53	8.8	6	53	0	0	0	0	53	8.8
Simmons, Antjua	12	-6	0	0	46	4	44	3.7	25	-6	0	0	78	4	76	3.0
Willis, Khari	12	0	0	0	0	30	30	2.5	45	0	0	0	0	50	50	1.1
Dowell, David	12	0	0	0	0	30	30	2.5	35	0	0	0	0	108	108	3.1
Layne, Justin	12	0	11	0	0	6	17	1.4	34	0	11	0	0	49	60	1.8
Hayes, C.J.	5	0	13	0	0	0	13	2.6	5	0	13	0	0	0	13	2.6
Scott, Josiah	4	0	0	0	0	12	12	3.0	16	0	0	0	0	12	12	0.8
Collins, Elijah	3	8	0	0	0	0	8	2.7	3	8	0	0	0	0	8	2.7
Welch, Andre	5	7	0	0	0	0	7	1.4	8	7	0	0	61	0	68	8.5
Coghlin, Matt	12	6	0	0	0	0	6	0.5	25	6	0	0	0	0	6	0.2
Campbell, Luke	9	0	5	0	0	0	5	0.6	22	0	5	0	0	0	5	0.2
Morrissey, Matt	12	0	0	0	0	2	2	0.2	47	0	0	0	0	2	2	0.0
Bachie, Joe	12	0	0	0	0	1	1	0.1	31	0	0	0	0	16	16	0.5
TEAM	11	-36	0	0	0	0	-36	-3.3								
Total	12	1464	2652	125	402	154	4797	399.8								
Opponents	12	976	2762	142	475	170	4525	377.1								

Field Goals	att	good	long	blkd	att	good	long	blkd
Coghlin, Matt	19	16	49	1	38	31	49	1
Total	19	16	49	1				
Opponents	23	17	49	1				



2018 STATISTICS

2018 Michigan State Football Michigan State Individual Season/Career Statistics (as of Nov 25, 2018) All games

SEASON											CAREER												
Punting						no.	yds	avg	lg	blk							no.	yds	avg	lg	blk		
Hunt, Tyler						36	1444	40.1	63	0							36	1444	40.1	63	0		
Przystup, William						20	794	39.7	55	0							20	794	39.7	55	0		
Baringer, Bryce						15	486	32.4	52	0							15	486	32.4	52	0		
Hartbarger, Jake						6	293	48.8	74	1							186	7833	42.1	74	1		
TEAM						1	20	20.0	20	0													
Lombardi, Rocky						1	32	32.0	32	0							1	32	32.0	32	0		
Total						79	3069	38.8	74	1													
Opponents						76	3232	42.5	74	0													
Kickoffs						no.	yds	avg	tb	ob							no.	yds	avg	tb	ob		
Hahn, Cole						56	3318	59.2	24	3							56	3318	59.2	24	3		
Total						56	3318	59.2	24	3													
Opponents						50	2955	59.1	25	0													
##	Defensive Leaders	gp	ua	a	total	tfl	sack	int	pbu	fr	ff	blk	gp	ua	a	total	tfl	sack	int	pbu	fr	ff	blk
35	Bachie, Joe	12	42	52	94	8.5	1.0	1	5	1	3	.	31	91	115	206	19.0	4.5	4	7	2	5	.
5	Dowell, Andrew	12	35	55	90	8.0	3.0	.	8	1	1	.	50	97	156	253	14.5	5.0	1	15	3	2	.
27	Willis, Khari	12	38	43	81	1.0	.	2	8	.	1	.	45	95	98	193	6.5	4.0	4	14	.	2	.
48	Willekes, Kenny	12	36	40	76	20.5	8.5	.	1	1	1	.	26	71	78	149	35.0	15.5	.	4	3	2	.
2	Layne, Justin	12	44	28	72	2.5	0.5	1	15	.	.	.	34	79	51	130	4.5	0.5	3	24	.	1	.
6	Dowell, David	12	26	29	55	0.0	.	2	2	.	1	.	35	62	55	117	0.0	.	7	6	2	1	.
99	Williams, Raequan	12	16	33	49	9.5	1.5	.	5	.	1	.	36	40	68	108	20.5	6.0	.	6	.	2	.
17	Thompson, Tyriq	11	12	18	30	2.0	1.0	1	.	2	.	.	34	16	31	47	2.5	1.0	1	.	2	.	.
10	Morrissey, Matt	12	14	15	29	0.0	.	2	1	.	.	.	47	45	44	89	1.5	.	2	6	.	.	.
34	Simmons, Antjuan	12	7	22	29	0.5	.	1	25	27	36	63	2.0	.	1
28	Reschke, Jon	12	11	18	29	5.5	37	55	75	130	12.0	2.0	1	2	.	3	.
96	Panasiuk, Jacob	11	9	18	27	3.0	1.5	.	1	.	1	.	23	16	26	42	6.0	2.5	.	1	.	1	.
93	Jones, Naquan	12	12	12	24	4.5	2.0	.	1	.	1	.	25	14	23	37	6.5	2.0	.	2	.	1	.
72	Panasiuk, Mike	12	8	15	23	4.5	0.5	1	2	.	.	1	37	26	36	62	7.5	1.0	1	2	.	.	1
26	Bouyer-Randle, B.	12	11	9	20	5.0	3.5	.	.	1	2	.	25	14	11	25	6.0	4.5	.	1	2	2	.
24	Person, Tre	10	12	6	18	1.0	1.0	.	2	.	1	.	16	12	10	22	1.0	1.0	.	2	.	1	.
3H	Henderson, Xavier	12	9	6	15	0.0	.	.	.	1	.	.	12	9	6	15	0.0	.	.	.	1	.	.
9	Long, Dominique	12	7	4	11	0.0	23	16	5	21	0.0
41	Owens, Gerald	12	3	8	11	0.5	0.5	.	1	.	1	.	30	7	17	24	1.5	1.5	.	1	.	1	.
22	Scott, Josiah	4	4	6	10	0.0	.	2	3	.	.	.	16	25	15	40	1.0	.	4	13	.	1	.
19	Butler, Josh	5	8	2	10	0.0	.	.	2	.	.	.	29	18	11	29	2.0	1.0	.	5	.	.	.
91	Camper, Jack	10	3	5	8	2.5	0.5	10	3	5	8	2.5	0.5
44	Miller, Grayson	12	4	3	7	0.0	45	39	19	58	1.0	.	1	2	.	.	.
29	Brown, Shakur	11	4	2	6	0.0	.	1	11	4	2	6	0.0	.	1
86	Beesley, Drew	9	3	3	6	0.0	.	.	1	1	.	.	12	3	3	6	0.0	.	.	1	1	.	.
47	Armour, Ryan	12	2	2	4	0.0	12	2	2	4	0.0
38	Bullough, Byron	12	1	3	4	0.0	41	7	15	22	1.0
45	Harvey, Noah	11	2	.	2	0.0	11	2	.	2	0.0
52	Alexander, Dillon	1	.	2	2	0.0	15	2	9	11	1.0	.	.	.	1	.	.
81	Sokol, Matt	12	1	1	2	0.0	51	7	3	10	0.0
6S	Slade, Jacob	1	.	1	1	0.0	1	.	1	1	0.0
61	Chewins, Cole	11	1	.	1	0.0	36	1	.	1	0.0
70	Higby, Tyler	12	.	1	1	0.0	35	1	1	2	0.0
14	Lewerke, Brian	10	1	.	1	0.0	27	2	.	2	0.0
89	Dotson, Matt	12	1	.	1	0.0	.	.	.	1	.	.	22	1	.	1	0.0	.	.	.	1	.	.
11	Heyward, Connor	12	1	.	1	0.0	24	1	.	1	0.0
25	Stewart, Darrell	10	1	.	1	0.0	1	.	33	1	.	1	0.0	1	.
98	Hahn, Cole	12	1	.	1	0.0	12	1	.	1	0.0
Total		12	390	462	852	79	25	14	58	9	15	1											
Opponents		12	415	376	791	63	23	13	70	8	12	2											



Michigan State Team Game-by-Game (as of Nov 24, 2018)
All games

TEAM STATISTICS

Date	Opponent	Rushing				Receiving				Passing				Kick Returns				Punt Returns				tot off
		no.	yds	td	lg	no.	yds	td	lg	cmp-att-int	yds	td	lg	no.	yds	td	lg	no.	yds	td	lg	
Aug 31	UTAH STATE	42	165	2	27	23	287	2	40	23-33-1	287	2	40	4	89	0	26	0	0	0	0	452
Sep 08	at Arizona State	27	63	0	11	27	314	1	31	27-39-1	314	1	31	0	0	0	0	0	0	0	0	377
Sep 22	at Indiana	40	131	2	75	15	219	2	32	15-26-2	219	2	32	1	43	0	43	3	21	0	13	350
Sep 29	CENTRAL MICHIGAN	47	160	4	15	16	185	0	37	16-25-1	185	0	37	2	70	0	36	3	26	0	24	345
Oct 06	NORTHWESTERN	24	96	1	48	31	329	1	27	31-52-1	329	1	27	2	29	0	20	2	9	0	9	425
Oct 13	at Penn State	36	123	1	27	25	295	2	36	25-53-1	295	2	36	1	15	0	15	5	26	0	11	418
Oct 20	MICHIGAN	23	15	0	10	7	79	1	20	7-28-0	79	1	20	2	28	0	16	2	17	0	10	94
Oct 27	PURDUE	40	108	0	15	26	318	2	48	26-46-0	318	2	48	1	21	0	21	1	0	0	0	426
Nov 03	at Maryland	46	269	3	80	11	87	0	24	11-22-2	87	0	24	1	49	0	49	1	5	0	5	356
Nov 10	OHIO STATE	18	54	0	47	18	220	0	27	18-48-1	220	0	27	1	8	0	8	0	0	0	0	274
Nov 17	at Nebraska	38	143	0	27	15	146	0	36	15-41-1	146	0	36	1	19	0	19	0	0	0	0	289
Nov 24	RUTGERS	38	137	1	26	19	173	1	18	19-44-2	173	1	18	1	31	0	31	2	21	0	14	310
Michigan State		419	1464	14	80	233	2652	12	48	233-457-13	2652	12	48	17	402	0	49	19	125	0	24	4116
		365	976	8	78	261	2762	13	79	261-444-14	2762	13	79	26	475	0	48	27	142	0	19	3738

Games: 12 • Avg/rush: 3.5 • Avg/catch: 11.4 • Pass effic: 102.71 • KR avg: 23.6 • PR avg: 6.6 • All purpose avg/game: 399.8 • Total offense avg/gm: 343.0

Date	Opponent	Tackles				Sacks		Fumble		Pass Defense			blkd	PAT Attempts			off		
		ua	a	total	tfl-yds	no-yds	ff	fr-yds		int-yds	qbh	brup	kick	kick	rush	rcv	saf	t/o	pts
Aug 31	UTAH STATE	31	42	73	4.0-27	2.0-19	1	0-0		2-21	5	4	0	3-3	0	1	0	7	38
Sep 08	at Arizona State	55	10	65	9.0-29	2.0-11	1	0-0		1-0	0	2	0	1-1	0	0	0	0	13
Sep 22	at Indiana	53	16	69	9.0-34	5.0-24	1	0-0		2-73	1	3	0	5-5	0	0	0	7	35
Sep 29	CENTRAL MICHIGAN	28	28	56	6.0-21	3.0-16	0	0-0		2-36	4	6	0	4-4	0	0	0	10	31
Oct 06	NORTHWESTERN	27	42	69	8.0-30	1.0-12	0	0-0		2-10	5	5	0	1-1	0	0	0	10	19
Oct 13	at Penn State	39	26	65	2.0-8	1.0-7	1	1-0		0-0	1	4	0	3-3	0	0	0	0	21
Oct 20	MICHIGAN	33	60	93	7.0-24	2.0-12	1	2-0		0-0	3	4	0	1-1	0	0	0	7	7
Oct 27	PURDUE	23	50	73	3.0-11	1.0-3	0	0-0		3-2	8	9	1	2-2	0	0	0	3	23
Nov 03	at Maryland	25	26	51	9.0-54	5.0-39	6	2-0		0-0	0	5	0	3-3	0	0	0	7	24
Nov 10	OHIO STATE	28	76	104	9.0-23	2.0-11	0	1-0		0-0	2	8	0	0-0	0	0	0	0	6
Nov 17	at Nebraska	27	34	61	7.0-14	1.0-6	4	2-7		0-0	1	5	0	0-0	0	0	0	0	6
Nov 24	RUTGERS	21	52	73	6.0-11	0.0-0	0	1-0		2-12	1	3	0	2-2	0	0	0	0	14
Michigan State		390	462	852	79.0-286	25.0-160	15	9-7		14-154	31	58	1	25-25	0	1	0	51	237
		415	376	791	63.0-274	23.0-172	12	8-0		13-170	36	70	2	21-21	0	2	1	48	216

Date	Opponent	Punting									Field Goals			Kickoffs				
		no.	yds	avg	long	blkd	tb	fc	50+	i20	md-att	long	blkd	no.	yds	avg	tb	ob
Aug 31	UTAH STATE	2	79	39.5	49	0	0	0	0	0	3-3	49	0	8	501	62.6	6	0
Sep 08	at Arizona State	6	266	44.3	74	1	0	1	2	2	2-2	37	0	4	260	65.0	1	0
Sep 22	at Indiana	6	223	37.2	46	0	1	3	0	0	0-0	0	0	6	350	58.3	5	0
Sep 29	CENTRAL MICHIGAN	4	142	35.5	48	0	0	2	0	3	1-1	33	0	6	308	51.3	1	1
Oct 06	NORTHWESTERN	7	286	40.9	63	0	0	2	1	5	2-2	27	0	5	319	63.8	4	0
Oct 13	at Penn State	10	404	40.4	49	0	1	3	0	3	0-0	0	0	4	241	60.2	1	0
Oct 20	MICHIGAN	11	457	41.5	60	0	0	2	2	4	0-0	0	0	2	124	62.0	1	0
Oct 27	PURDUE	4	154	38.5	44	0	0	1	0	1	3-4	48	1	6	358	59.7	0	0
Nov 03	at Maryland	6	173	28.8	52	0	1	1	2	2	1-1	33	0	5	302	60.4	3	0
Nov 10	OHIO STATE	8	322	40.2	52	0	0	1	2	3	2-3	44	0	4	205	51.2	1	1
Nov 17	at Nebraska	7	294	42.0	55	0	2	1	2	1	2-3	34	0	3	164	54.7	0	1
Nov 24	RUTGERS	8	269	33.6	51	0	0	2	1	5	0-0	0	0	3	186	62.0	1	0
Michigan State		79	3069	38.8	74	1	5	19	12	29	16-19	49	1	56	3318	59.2	24	3
		76	3232	42.5	74	0	6	16	14	30	17-23	49	1	50	2955	59.1	25	0



2018 STATISTICS

Michigan State Opponent Game-by-Game (as of Nov 24, 2018) All games

OPPONENT STATISTICS

Date	Opponent	Rushing				Receiving				Passing				Kick Returns				Punt Returns				tot off
		no.	yds	td	lg	no.	yds	td	lg	cmp-att-int	yds	td	lg	no.	yds	td	lg	no.	yds	td	lg	
Aug 31	UTAH STATE	25	25	3	9	29	319	0	28	29-44-2	319	0	28	2	48	0	24	1	13	0	13	344
Sep 08	at Arizona State	29	44	0	14	30	380	1	38	30-48-1	380	1	38	3	61	0	24	3	12	0	10	424
Sep 22	at Indiana	32	29	0	12	32	272	2	65	32-46-2	272	2	65	0	0	0	0	1	19	0	19	301
Sep 29	CENTRAL MICHIGAN	22	63	0	16	20	182	2	35	20-35-2	182	2	35	4	43	0	17	1	3	0	3	245
Oct 06	NORTHWESTERN	20	8	1	11	31	373	3	77	31-47-2	373	3	77	1	29	0	29	3	19	0	11	381
Oct 13	at Penn State	32	205	1	78	19	192	1	25	19-32-0	192	1	25	3	57	0	24	4	17	0	15	397
Oct 20	MICHIGAN	53	183	1	38	14	212	2	79	14-25-0	212	2	79	1	5	0	5	3	16	0	16	395
Oct 27	PURDUE	13	62	1	36	29	277	0	39	29-49-3	277	0	39	6	122	0	48	2	8	0	6	339
Nov 03	at Maryland	29	26	0	12	8	74	0	21	8-24-0	74	0	21	2	39	0	25	1	0	0	0	100
Nov 10	OHIO STATE	45	120	1	18	24	227	1	25	24-39-0	227	1	25	0	0	0	0	2	3	0	6	347
Nov 17	at Nebraska	30	103	0	17	16	145	0	35	16-37-0	145	0	35	2	29	0	19	3	18	0	18	248
Nov 24	RUTGERS	35	108	0	12	9	109	1	27	9-18-2	109	1	27	2	42	0	23	3	14	0	14	217
Opponents		365	976	8	78	261	2762	13	79	261-444-14	2762	13	79	26	475	0	48	27	142	0	19	3738
		419	1464	14	80	233	2652	12	48	233-457-13	2652	12	48	17	402	0	49	19	125	0	24	4116

Games: 12 • Avg/rush: 2.7 • Avg/catch: 10.6 • Pass effic: 114.39 • KR avg: 18.3 • PR avg: 5.3 • All purpose avg/game: 377.1 • Total offense avg/gm: 311.5

		Tackles				Sacks	Fumble		Pass Defense			blkd	PAT Attempts				off		
Date	Opponent	ua	a	total	tfl-yds	no-yds	ff	fr-yds	int-yds	qbh	brup	kick	kick	rush	rcv	saf	t/o	pts	
Aug 31	UTAH STATE	32	56	88	3.0-23	3.0-23	1	1-0	1-40	3	2	0	4-4	0	0	0	7	31	
Sep 08	at Arizona State	44	14	58	5.0-22	2.0-15	1	0-0	1-16	0	4	1	1-1	0	0	0	0	16	
Sep 22	at Indiana	46	12	58	9.0-51	3.0-37	3	2-0	2-4	2	2	0	1-1	0	1	0	18	21	
Sep 29	CENTRAL MICHIGAN	41	44	85	8.0-26	2.0-13	0	0-0	1-0	1	1	0	2-2	0	0	0	0	20	
Oct 06	NORTHWESTERN	33	30	63	6.0-27	2.0-12	0	0-0	1-17	4	8	0	3-3	0	1	0	0	29	
Oct 13	at Penn State	40	32	72	7.0-22	3.0-14	2	0-0	1-37	5	15	0	2-2	0	0	0	0	17	
Oct 20	MICHIGAN	16	24	40	7.0-32	4.0-29	1	1-0	0-0	4	4	0	3-3	0	0	0	0	21	
Oct 27	PURDUE	41	36	77	3.0-16	1.0-8	1	1-0	0-0	4	6	1	1-1	0	0	0	3	13	
Nov 03	at Maryland	39	22	61	1.0-4	0.0-0	1	0-0	2-13	0	2	0	0-0	0	0	0	0	3	
Nov 10	OHIO STATE	15	30	45	2.0-7	0.0-0	0	2-0	1-12	6	7	0	3-3	0	0	1	17	26	
Nov 17	at Nebraska	34	38	72	6.0-26	1.0-10	2	1-0	1-0	4	8	0	0-0	0	0	0	3	9	
Nov 24	RUTGERS	34	38	72	6.0-18	2.0-11	0	0-0	2-31	3	11	0	1-1	0	0	0	0	10	
Opponents		415	376	791	63.0-274	23.0-172	12	8-0	13-170	36	70	2	21-21	0	2	1	48	216	
		390	462	852	79.0-286	25.0-160	15	9-7	14-154	31	58	1	25-25	0	1	0	51	237	

		Punting										Field Goals			Kickoffs				
Date	Opponent	no.	yds	avg	long	blkd	tb	fc	50+	i20	md-att	long	blkd	no.	yds	avg	tb	ob	
Aug 31	UTAH STATE	3	97	32.3	40	0	1	0	0	0	1-1	40	0	6	372	62.0	2	0	
Sep 08	at Arizona State	5	217	43.4	55	0	0	3	1	4	3-3	49	0	4	260	65.0	4	0	
Sep 22	at Indiana	7	279	39.9	46	0	0	3	0	1	2-2	36	0	5	295	59.0	3	0	
Sep 29	CENTRAL MICHIGAN	5	202	40.4	49	0	0	0	0	0	2-2	40	0	4	179	44.8	0	0	
Oct 06	NORTHWESTERN	6	263	43.8	56	0	1	2	2	3	0-1	0	0	5	293	58.6	2	0	
Oct 13	at Penn State	8	364	45.5	52	0	1	1	1	1	1-2	20	0	4	259	64.8	3	0	
Oct 20	MICHIGAN	8	366	45.8	65	0	3	0	3	3	0-1	0	0	4	224	56.0	1	0	
Oct 27	PURDUE	4	190	47.5	74	0	0	1	1	1	2-4	35	1	4	253	63.2	3	0	
Nov 03	at Maryland	8	360	45.0	67	0	0	1	3	3	1-1	23	0	2	129	64.5	1	0	
Nov 10	OHIO STATE	9	340	37.8	53	0	0	2	1	6	1-2	35	0	5	245	49.0	1	0	
Nov 17	at Nebraska	5	205	41.0	53	0	0	1	1	2	3-3	47	0	4	251	62.8	3	0	
Nov 24	RUTGERS	8	349	43.6	63	0	0	2	1	6	1-1	34	0	3	195	65.0	2	0	
Opponents		76	3232	42.5	74	0	6	16	14	30	17-23	49	1	50	2955	59.1	25	0	
		79	3069	38.8	74	1	5	19	12	29	16-19	49	1	56	3318	59.2	24	3	



INDIVIDUAL GAME HIGHS

Rushes	23	Scott, LJ vs Utah State (Aug 31, 2018)
Yards Rushing	157	Heyward, Connor at Maryland (Nov 03, 2018)
TD Rushes	2	Heyward, Connor vs Utah State (Aug 31, 2018)
	2	Lewerke, Brian vs Central Michigan (Sep 29, 2018)
	2	Heyward, Connor at Maryland (Nov 03, 2018)
Long Rush	80	Heyward, Connor at Maryland (Nov 03, 2018)
Pass attempts	52	Lewerke, Brian at Penn State (Oct 13, 2018)
Pass completions	31	Lewerke, Brian vs Northwestern (Oct 06, 2018)
Yards Passing	329	Lewerke, Brian vs Northwestern (Oct 06, 2018)
TD Passes	2	Lewerke, Brian vs Utah State (Aug 31, 2018)
	2	Lewerke, Brian at Indiana (Sep 22, 2018)
	2	Lewerke, Brian at Penn State (Oct 13, 2018)
	2	Lombardi, Rocky vs Purdue (Oct 27, 2018)
Long Pass	48	Lombardi, Rocky vs Purdue (Oct 27, 2018)
Receptions	9	White, Cody at Arizona State (Sep 08, 2018)
Yards Receiving	115	White, Cody vs Ohio State (Nov 10, 2018)
TD Receptions	2	Davis, Felton at Penn State (Oct 13, 2018)
Long Reception	48	Nailor, Jalen vs Purdue (Oct 27, 2018)
Field Goals	3	Coghlin, Matt vs Utah State (Aug 31, 2018)
	3	Coghlin, Matt vs Purdue (Oct 27, 2018)
Long Field Goal	49	Coghlin, Matt vs Utah State (Aug 31, 2018)
Punts	11	Hunt, Tyler vs Michigan (Oct 20, 2018)
Punting Avg	53.5	Hartbarger, Jake at Arizona State (Sep 08, 2018)
Long Punt	74	Hartbarger, Jake at Arizona State (Sep 08, 2018)
Punts inside 20	5	Hunt, Tyler vs Northwestern (Oct 06, 2018)
	5	Przystup, William vs Rutgers (Nov 24, 2018)
Long Punt Return	24	Sowards, Brandon vs Central Michigan (Sep 29, 2018)
Long Kickoff Return	49	Heyward, Connor at Maryland (Nov 03, 2018)
Tackles	15	Willis, Khari vs Ohio State (Nov 10, 2018)
Sacks	2.0	Willekes, Kenny vs Utah State (Aug 31, 2018)
	2.0	Dowell, Andrew at Indiana (Sep 22, 2018)
	2.0	Willekes, Kenny at Maryland (Nov 03, 2018)
Tackles For Loss	3.5	Willekes, Kenny vs Ohio State (Nov 10, 2018)
	3.5	Willekes, Kenny at Nebraska (Nov 17, 2018)
Interceptions	2	Scott, Josiah vs Rutgers (Nov 24, 2018)

TEAM GAME HIGHS

Rushes	47	vs Central Michigan (Sep 29, 2018)
Yards Rushing	269	at Maryland (Nov 03, 2018)
Yards Per Rush	5.8	at Maryland (Nov 03, 2018)
TD Rushes	4	vs Central Michigan (Sep 29, 2018)
Pass attempts	53	at Penn State (Oct 13, 2018)
Pass completions	31	vs Northwestern (Oct 06, 2018)
Yards Passing	329	vs Northwestern (Oct 06, 2018)
Yards Per Pass	8.7	vs Utah State (Aug 31, 2018)
TD Passes	2	vs Utah State (Aug 31, 2018)
	2	at Indiana (Sep 22, 2018)
	2	at Penn State (Oct 13, 2018)
	2	vs Purdue (Oct 27, 2018)
Total Plays	89	at Penn State (Oct 13, 2018)
Total Offense	452	vs Utah State (Aug 31, 2018)
Yards Per Play	6.0	vs Utah State (Aug 31, 2018)
Points	38	vs Utah State (Aug 31, 2018)
Sacks By	5	at Indiana (Sep 22, 2018)
	5	at Maryland (Nov 03, 2018)
First Downs	26	vs Purdue (Oct 27, 2018)
Penalties	9	vs Utah State (Aug 31, 2018)
	9	at Arizona State (Sep 08, 2018)
Penalty Yards	87	at Nebraska (Nov 17, 2018)
Turnovers	4	at Indiana (Sep 22, 2018)
Interceptions By	3	vs Purdue (Oct 27, 2018)
Punts	11	vs Michigan (Oct 20, 2018)
Punting Avg	44.3	at Arizona State (Sep 08, 2018)
Long Punt	74	at Arizona State (Sep 08, 2018)
Punts inside 20	5	vs Northwestern (Oct 06, 2018)
	5	vs Rutgers (Nov 24, 2018)
Long Punt Return	24	vs Central Michigan (Sep 29, 2018)

OPPONENT INDIVIDUAL GAME HIGHS

Rushes	33	Higdon, Karan, vs Michigan (Oct 20, 2018)
Yards Rushing	162	Sanders, Miles, at Penn State (Oct 13, 2018)
TD Rushes	2	THOMPSON, D., vs Utah State (Aug 31, 2018)
Long Rush	78	Sanders, Miles, at Penn State (Oct 13, 2018)
Pass attempts	49	David Blough, vs Purdue (Oct 27, 2018)
Pass completions	32	Ramsey, Peyton, at Indiana (Sep 22, 2018)
Yards Passing	380	Wilkins, Manny, at Arizona State (Sep 08, 2018)
TD Passes	3	Thorson, C., vs Northwestern (Oct 06, 2018)
Long Pass	79	Patterson, Shea, vs Michigan (Oct 20, 2018)
Receptions	13	Philyor, Whop, at Indiana (Sep 22, 2018)
Yards Receiving	148	Philyor, Whop, at Indiana (Sep 22, 2018)
TD Receptions	1	Harry, N'Keal, at Arizona State (Sep 08, 2018)
	1	Scott, Stevie, at Indiana (Sep 22, 2018)
	1	Philyor, Whop, at Indiana (Sep 22, 2018)
	1	POLJAN, Tony, vs Central Michigan (Sep 29, 2018)
	1	HICKS, Julian, vs Central Michigan (Sep 29, 2018)
	1	Green, Cameron, vs Northwestern (Oct 06, 2018)
	1	Jefferson, JJ, vs Northwestern (Oct 06, 2018)
	1	McGowan, Kyric, vs Northwestern (Oct 06, 2018)
	1	Hamler, KJ, at Penn State (Oct 13, 2018)
	1	Collins, Nico, vs Michigan (Oct 20, 2018)
	1	Peoples-Jones, vs Michigan (Oct 20, 2018)
	1	Campbell, P., vs Ohio State (Nov 10, 2018)
	1	Vokolek, Travis, vs Rutgers (Nov 24, 2018)
Long Reception	79	Peoples-Jones, vs Michigan (Oct 20, 2018)
Field Goals	3	Ruiz, Brandon, at Arizona State (Sep 08, 2018)
	3	B. Pickering, at Nebraska (Nov 17, 2018)
Long Field Goal	49	Ruiz, Brandon, at Arizona State (Sep 08, 2018)
Punts	9	Chrisman, Drue, vs Ohio State (Nov 10, 2018)
Punting Avg	47.5	Joe Schopper, vs Purdue (Oct 27, 2018)
Long Punt	74	Joe Schopper, vs Purdue (Oct 27, 2018)
Punts inside 20	6	Chrisman, Drue, vs Ohio State (Nov 10, 2018)
	6	Korsak, Adam, vs Rutgers (Nov 24, 2018)
Long Punt Return	19	Harris, J-Shun, at Indiana (Sep 22, 2018)
Long Kickoff Return	48	Rondale Moore, vs Purdue (Oct 27, 2018)
Tackles	16	WOODWARD, D., vs Utah State (Aug 31, 2018)
Sacks	2.0	GALEAI, TIPPA, vs Utah State (Aug 31, 2018)
	2.0	Ball, Marcelino, at Indiana (Sep 22, 2018)
	2.0	Uche, Josh, vs Michigan (Oct 20, 2018)
Tackles For Loss	3.0	Ball, Marcelino, at Indiana (Sep 22, 2018)
	3.0	Antonio Reed, at Nebraska (Nov 17, 2018)

OPPONENT TEAM GAME HIGHS

Rushes	53	vs Michigan (Oct 20, 2018)
Yards Rushing	205	at Penn State (Oct 13, 2018)
Yards Per Rush	6.4	at Penn State (Oct 13, 2018)
TD Rushes	3	vs Utah State (Aug 31, 2018)
Pass attempts	49	vs Purdue (Oct 27, 2018)
Pass completions	32	at Indiana (Sep 22, 2018)
Yards Passing	380	at Arizona State (Sep 08, 2018)
Yards Per Pass	8.5	vs Michigan (Oct 20, 2018)
TD Passes	3	vs Northwestern (Oct 06, 2018)
Total Plays	84	vs Ohio State (Nov 10, 2018)
Total Offense	424	at Arizona State (Sep 08, 2018)
Yards Per Play	6.2	at Penn State (Oct 13, 2018)
Points	31	vs Utah State (Aug 31, 2018)
Sacks By	4	vs Michigan (Oct 20, 2018)
First Downs	27	at Arizona State (Sep 08, 2018)
Penalties	9	vs Michigan (Oct 20, 2018)
Penalty Yards	99	vs Michigan (Oct 20, 2018)
Turnovers	3	vs Purdue (Oct 27, 2018)
	3	vs Rutgers (Nov 24, 2018)
Interceptions By	2	at Indiana (Sep 22, 2018)
	2	at Maryland (Nov 03, 2018)
	2	vs Rutgers (Nov 24, 2018)
Punts	9	vs Ohio State (Nov 10, 2018)
Punting Avg	47.5	vs Purdue (Oct 27, 2018)
Long Punt	74	vs Purdue (Oct 27, 2018)
Punts inside 20	6	vs Ohio State (Nov 10, 2018)
	6	vs Rutgers (Nov 24, 2018)
Long Punt Return	19	at Indiana (Sep 22, 2018)



2018 STATISTICS

NCAA Statistics

Michigan St. - 2018-19 Football Ranking Summary thru games 12/20/2018

Statistic	National Rank	Conference Rank	Value	National Leader	Value	Conference Leader	Value
3rd Down Conversion Pct (129 ranked)	117	13	0.332	Army West Point	0.556	Michigan	0.494
3rd Down Conversion Pct Defense (129 ranked)	11	2	0.315	Miami (FL)	0.237	Ohio St.	0.314
4th Down Conversion Pct (129 ranked)	113	14	0.389	Army West Point	0.861	Maryland	0.700
4th Down Conversion Pct Defense (129 ranked)	12	2	0.375	Appalachian St.	0.273	Northwestern	0.364
Blocked Kicks (81 ranked)	81	11	1	Toledo Baylor Auburn	7 7 7	Ohio St.	4
Blocked Kicks Allowed (129 ranked)	58	8	2	27 teams tied	0	4 teams tied	0
Blocked Punts (28 ranked)				Toledo	6	Ohio St.	3
Blocked Punts Allowed (125 ranked)	59	8	1	58 teams tied	0	7 teams tied	0
Completion Percentage (129 ranked)	119	13	0.510	Ohio St.	0.708	Ohio St.	0.708
Defensive TDs (36 ranked)				Temple Fresno St.	7 7	Michigan Ohio St.	4 4
Fewest Penalties (129 ranked)	64	6	73	Northwestern	37	Northwestern	37
Fewest Penalties Per Game (129 ranked)	69	6	6.08	Northwestern	2.85	Northwestern	2.85
Fewest Penalty Yards (129 ranked)	72	6	676	Northwestern	335	Northwestern	335
Fewest Penalty Yards Per Game (129 ranked)	75	6	56.33	Northwestern	25.77	Northwestern	25.77
First Downs Defense (129 ranked)	11	3	202	Southern Miss.	161	Michigan	191
First Downs Offense (129 ranked)	84	11	244	Ohio St.	381	Ohio St.	381
Fumbles Lost (128 ranked)	55	6	8	Mississippi St.	2	Northwestern Michigan	3 3
Fumbles Recovered (129 ranked)	44	5	9	Boise St.	17	Indiana	13
Kickoff Return Defense (129 ranked)	21	5	18.27	New Mexico	14.89	Ohio St.	15.23
Kickoff Returns (129 ranked)	23	4	23.65	Utah St.	30.30	Iowa	26.80
Net Punting (129 ranked)	100	12	35.78	Texas A&M	44.96	Ohio St.	42.25
Passes Had Intercepted (129 ranked)	99	8	13	Ga. Southern	0	Maryland	5
Passes Intercepted (128 ranked)	22	4	14	Utah St.	22	Maryland Iowa	18 18
Passing Offense (129 ranked)	74	7	221.0	Washington St.	380.0	Ohio St.	373.0
Passing Yards Allowed (129 ranked)	64	8	230.2	Miami (FL)	140.8	Michigan	145.9
Passing Yards per Completion (129 ranked)	103	10	11.38	Army West Point	19.92	Minnesota	14.11
Punt Return Defense (129 ranked)	25	5	5.26	Arkansas St.	-1.88	Minnesota	1.11
Punt Returns (129 ranked)	88	8	6.58	Minnesota	22.25	Minnesota	22.25
Red Zone Defense (129 ranked)	35	2	0.800	Utah	0.639	Penn St.	0.719
Red Zone Offense (129 ranked)	63	9	0.842	Miami (OH)	0.977	Maryland	0.935
Rushing Defense (129 ranked)	1	1	81.3	Michigan St.	81.3	Michigan St.	81.3
Rushing Offense (129 ranked)	115	13	122.0	Georgia Tech	334.9	Wisconsin	268.4
Sacks Allowed (129 ranked)	48	6	1.92	Army West Point	0.25	Iowa	1.08
Scoring Defense (129 ranked)	13	3	18.0	Mississippi St.	12.0	Iowa	17.4
Scoring Offense (129 ranked)	121	13	19.8	Oklahoma	49.5	Ohio St.	43.5
Tackles for Loss Allowed (129 ranked)	35	8	5.25	Army West Point	3.17	Wisconsin	3.50
Team Passing Efficiency (129 ranked)	126	13	102.71	Oklahoma	200.58	Ohio St.	175.71
Team Passing Efficiency Defense (129 ranked)	22	3	114.39	Mississippi St.	97.27	Michigan	103.58
Team Sacks (129 ranked)	66	5	2.08	Penn St.	3.58	Penn St.	3.58
Team Tackles for Loss (129 ranked)	44	4	6.6	Miami (FL)	10.5	Penn St.	8.3
Time of Possession (129 ranked)	21	4	32:26	Army West Point	38:50	Michigan	34:46
Total Defense (129 ranked)	14	3	311.5	Michigan	262.5	Michigan	262.5
Total Offense (129 ranked)	116	13	343.0	Oklahoma	577.9	Ohio St.	548.8
Turnover Margin (128 ranked)	52	6	0.17	Ga. Southern	1.69	Maryland	0.75
Turnovers Gained (129 ranked)	21	3	23	Utah St. Ohio	32 32	Indiana	26
Turnovers Lost (129 ranked)	93	8	21	Ga. Southern	5	Michigan	10
Winning Percentage (125 ranked)	47	6	0.583	4 teams tied	1.000	Ohio St.	0.923



Statistic	Player	National Rank	Conference Rank	Value	National Leader	Value	Conference Leader	Value
All Purpose (200 ranked)	Connor Heyward	134	16	88.00	Darrell Henderson, Memphis	179.08	Jonathan Taylor, Wisconsin	170.75
Blocked Kicks (5 ranked)					Reggie Gilliam, Toledo	4		
Combined Kick Returns (200 ranked)	Connor Heyward	103	12	287	Michael Walker, Boston College	1,294	Demetrius Douglas, Minnesota	707
Completion Percentage (117 ranked)	Brian Lewerke	102	9	0.542	Jack Abraham, Southern Miss.	0.731	Dwayne Haskins, Ohio St.	0.702
Completions Per Game (100 ranked)	Brian Lewerke	65	7	16.20	Gardner Minshew II, Washington St.	36.08	Dwayne Haskins, Ohio St.	26.77
Field Goal Percentage (110 ranked)	Matt Coghlin	19	2	0.842	Cooper Rothe, Wyoming	0.941	Joseph Petrino, Maryland	0.857
Field Goals Per Game (137 ranked)	Matt Coghlin	25	3	1.33	Andre Szmyt, Syracuse	2.33	Chase McLaughlin, Illinois	1.67
Forced Fumbles (29 ranked)					5 players tied	0.42	Carter Coughlin, Minnesota	0.33
Fumbles Recovered (21 ranked)	Tyriq Thompson	21	2	2	Chapelle Russell, Temple	5	Dre'Mont Jones, Ohio St.	3
Interceptions Per Game (133 ranked)					Hamp Cheevers, Boston College Andre Cisco, Syracuse	0.6 0.6	Tre Watson, Maryland	0.4
Kickoff Return TDs (6 ranked)					Jason Huntley, New Mexico St.	3	Ty Johnson, Maryland Javon Leake, Maryland Ambry Thomas, Michigan	1 1 1
Kickoff Returns (71 ranked)					Savon Scarver, Utah St.	33.7	Ihmir Smith-Marsette, Iowa	29.3
Passes Defended (34 ranked)	Justin Layne	11	1	1.3	Paulson Adebo, Stanford	1.9	Saquan Hampton, Rutgers Justin Layne, Michigan St.	1.3 1.3
Passing Efficiency (117 ranked)	Brian Lewerke	111	11	108.8	Kyler Murray, Oklahoma	205.7	Dwayne Haskins, Ohio St.	175.8
Passing TDs (163 ranked)	Brian Lewerke	118	12	8	Dwayne Haskins, Ohio St.	47	Dwayne Haskins, Ohio St.	47
Passing Yards (130 ranked)	Brian Lewerke	87	9	1,868	Dwayne Haskins, Ohio St.	4,580	Dwayne Haskins, Ohio St.	4,580
Passing Yards Per Game (130 ranked)	Brian Lewerke	76	9	186.8	Gardner Minshew II, Washington St.	373.3	Dwayne Haskins, Ohio St.	352.3
Passing Yards per Completion (117 ranked)	Brian Lewerke	85	10	11.53	Tua Tagovailoa, Alabama	16.85	Dwayne Haskins, Ohio St.	13.16
Points Responsible For (199 ranked)	Matt Coghlin	183	18	79	Dwayne Haskins, Ohio St. Kyler Murray, Oklahoma	306 306	Dwayne Haskins, Ohio St.	306
Points Responsible For Per Game (200 ranked)	Brian Lewerke	189	19	6.8	D'Eriq King, Houston	27.5	Dwayne Haskins, Ohio St.	23.5
Punt Return TDs (5 ranked)					4 players tied	2	10 players tied	1
Punt Returns (52 ranked)					Marcus Hayes, New Mexico	21.2	Kyle Groeneweg, Iowa	10.2
Punting (96 ranked)					Braden Mann, Texas A&M	51.1	Blake Hayes, Illinois	43.6
Receiving TDs (181 ranked)	Felton Davis	181	22	4	John Ursua, Hawaii	16	Rondale Moore, Purdue	12
Receiving Yards (200 ranked)					Andy Isabella, Massachusetts	1,698	Rondale Moore, Purdue	1,164
Receiving Yards Per Game (200 ranked)					Andy Isabella, Massachusetts	141.5	Rondale Moore, Purdue	97.0
Receptions Per Game (198 ranked)	Darrell Stewart	143	11	3.9	Laviska Shenault, Colorado	9.6	Rondale Moore, Purdue	8.6
Rush Yards Per Carry (165 ranked)					Kennedy Brooks, Oklahoma	9.04	Reggie Corbin, Illinois	8.48
Rushing TDs (193 ranked)	Connor Heyward	193	21	5	Darrell Henderson, Memphis Devin Singletary, Fla. Atlantic	22 22	Jonathan Taylor, Wisconsin	15
Rushing Yards (200 ranked)	Connor Heyward	184	20	520	Jonathan Taylor, Wisconsin	1,989	Jonathan Taylor, Wisconsin	1,989
Rushing Yards Per Game (200 ranked)	Connor Heyward	190	22	43.3	Jonathan Taylor, Wisconsin	165.8	Jonathan Taylor, Wisconsin	165.8
Sacks (144 ranked)	Kenny Willekes	29	5	0.71	Jaylon Ferguson, Louisiana Tech	1.25	Carter Coughlin, Minnesota A.J. Epenesa, Iowa Anthony Nelson, Iowa	0.79 0.79 0.79
Scoring (199 ranked)	Matt Coghlin	98	9	6.6	Andre Szmyt, Syracuse	11.8	Chase McLaughlin, Illinois	8.0
Solo Tackles (48 ranked)					Joe Dineen Jr., Kansas	9.0	Markus Bailey, Purdue	6.2
Tackles For Loss (35 ranked)	Kenny Willekes	6	1	1.7	Nate Harvey, East Carolina	2.1	Kenny Willekes, Michigan St.	1.7
Total Interceptions (46 ranked)					Hamp Cheevers, Boston College Andre Cisco, Syracuse	7 7	Tre Watson, Maryland	5
Total Offense (200 ranked)	Brian Lewerke	79	10	198.9	Gardner Minshew II, Washington St.	381.9	Dwayne Haskins, Ohio St.	361.7
Total Points Scored (150 ranked)	Matt Coghlin	87	8	79	Darrell Henderson, Memphis	150	Chase McLaughlin, Illinois	96
Total Tackles (499 ranked)	Joe Bachie Andrew Dowell Khari Willis Kenny Willekes Justin Layne	96 114 175 219 258	14 15 22 24 27	7.8 7.5 6.8 6.3 6.0	Javahn Ferguson, New Mexico St.	13.2	Tre Watson, Maryland	9.6
Total Touchdowns (117 ranked)					Darrell Henderson, Memphis	25	Jonathan Taylor, Wisconsin	15
Yards per Pass Attempt (117 ranked)	Brian Lewerke	102	12	6.25	Kyler Murray, Oklahoma	11.92	Dwayne Haskins, Ohio St.	9.23
Yards per Reception (200 ranked)					Xavier Ubosi, UAB	23.91	Terry McLaurin, Ohio St.	19.68



SPARTAN BOWL HISTORY

BOWL SCOREBOARD

YEAR	DATE	BOWL	OPPONENT	RESULT	SCORE
1938	Jan. 1	Orange	Auburn	L	0-6
1954	Jan. 1	Rose	UCLA	W	28-20
1956	Jan. 2	Rose	UCLA	W	17-14
1966	Jan. 1	Rose	UCLA	L	12-14
1984	Dec. 22	Cherry	Army	L	6-10
1985	Dec. 31	All-American	Georgia Tech	L	14-17
1988	Jan. 1	Rose	Southern Cal	W	20-17
1989	Jan. 1	Gator	Georgia	L	27-34
1989	Dec. 25	Aloha	Hawaii	W	33-13
1990	Dec. 31	Sun	Southern Cal	W	17-16
1993	Dec. 28	Liberty	Louisville	L	7-18
1995	Dec. 29	Independence	Louisiana State	L	26-45
1996	Dec. 31	Sun	Stanford	L	0-38
1997	Dec. 25	Aloha	Washington	L	23-51
2000	Jan. 1	Citrus	Florida	W	37-34
2001	Dec. 31	Silicon Valley	Fresno State	W	44-35
2003	Dec. 29	Alamo	Nebraska	L	3-17
2007	Dec. 28	Champs Sports	Boston College	L	21-24
2009	Jan. 1	Capital One	Georgia	L	12-24
2010	Jan. 2	Alamo	Texas Tech	L	31-41
2011	Jan. 1	Capital One	Alabama	L	7-49
2012	Jan. 2	Outback	Georgia	W (3OT)	33-30
2012	Dec. 29	Buffalo Wild Wings	TCU	W	17-16
2014	Jan. 1	Rose	Stanford	W	24-20
2015	Jan. 1	Cotton	Baylor	W	42-41
2015	Dec. 31	Cotton	Alabama	L	0-38
2017	Dec. 28	Holiday	Washington State	W	42-17

BOWL BREAKDOWN

BOWL APPEARANCES: 27 RECORD IN BOWL GAMES: 12-15	
Alamo Bowl.....	0-2
2003 / Nebraska 17, MSU 3	
2010 / Texas Tech 41, MSU 31	
All-American Bowl.....	0-1
1985 / Georgia Tech 17, MSU 14	
Aloha Bowl.....	1-1
1989 / MSU 33, Hawaii 13	
1997 / Washington 51, MSU 23	
Buffalo Wild Wings Bowl.....	1-0
2012 / MSU 17, TCU 16	
Capital One Bowl.....	1-2
2000 / MSU 37, Florida 34	
2009 / Georgia 24, MSU 12	
2011 / Alabama 49, MSU 7	
Champs Sports Bowl.....	0-1
2007 / Boston College 24, MSU 21	
Cherry Bowl.....	0-1
1984 / Army 10, MSU 6	
Cotton Bowl.....	1-1
2015 / MSU 42, Baylor 41	
2015 / Alabama 38, MSU 0	
Gator Bowl.....	0-1
1989 / Georgia 34, MSU 27	
Holiday Bowl.....	1-0
2017 / MSU 42, Washington State 17	
Independence Bowl.....	0-1
1995 / Louisiana State 45, MSU 26	
Liberty Bowl.....	0-1
1993 / Louisville 18, MSU 7	
Orange Bowl.....	0-1
1938 / Auburn 6, MSU 0	
Outback Bowl.....	1-0
2012 / MSU 33, Georgia 30 (3OT)	
Rose Bowl.....	4-1
1954 / MSU 28, UCLA 20	
1956 / MSU 17, UCLA 14	
1966 / UCLA 14, MSU 12	
1988 / MSU 20, Southern Cal 17	
2014 / MSU 24, Stanford 20	
Silicon Valley Football Classic.....	1-0
2001 / MSU 44, Fresno State 35	
Sun Bowl.....	1-1
1990 / MSU 17, Southern Cal 16	
1996 / Stanford 38, MSU 0	

1938 ORANGE BOWL

JAN. 1, 1938 MIAMI, FLA. ATT: 18,970					
	1	2	3	4	F
MSU	0	0	0	0	0
AUBURN	0	6	0	0	6

The fourth annual Orange Bowl game wasn't nearly as close as the final score might indicate as Auburn dominated play on both sides of the football in recording a shutout victory, 6-0, over Michigan State. It still ranks as the lowest-scoring game in Orange Bowl history. Auburn wasted two scoring opportunities in the first quarter. Jimmy Fenton's 25-yard run gave the Tigers a first-and-10 at the MSU 12, but the Spartan defense responded by stuffing three-straight running plays and Lyle Rockenbach broke up Fenton's fourth-down pass. Tom McShannock's interception and 29-yard return ended Auburn's second scoring threat. The game's only touchdown came in the second quarter and it was set up by George Kenmore's 28-yard pass to Ralph O'Gwynne to the MSU 2. Auburn fullback Pel Sitz netted only 1 yard on three carries before O'Gwynne scored on a 1-yard run around left end on fourth-and-goal. The Tigers had several chances in the second half to break the game open. Auburn turned the ball over on downs at the MSU 16 in the third quarter after Dutch Heath's 12-yard interception return to the MSU 24. Michigan State failed to record a first down until late in the third quarter when Ed Pearce broke a 29-yard run. Auburn drove inside the MSU 30 twice in the fourth quarter but failed to put points on the scoreboard. The Spartans' only other first down came on a 23-yard pass from John Pingel to Usif Haney midway through the fourth quarter. Auburn outgained Michigan State in total yards, 278-67. Fenton and Speck Kelly combined for 137 of the Tigers' 197 rushing yards, gaining 76 and 61 yards, respectively. Auburn held Pingel, MSU's All-America halfback, to 12 yards rushing on seven carries. A sellout crowd of nearly 19,000 attended the game at Miami's brand-new \$360,000 Roddy Burdine Stadium.

SCORING SUMMARY

Second Quarter

AU – Ralph O'Gwynne 1 run (kick failed).

TEAM STATISTICS

	MSU	AU
First Downs	2	13
Rushing Yards	40	197
Passing Yards	27	81
Total Offense	67	278
Passes (Att-Comp-Int)	12-2-3	10-4-2
Punts-Average	12-35.2	10-33.7
Fumbles-Lost	0-0	0-0
Penalty Yards	35	50

INDIVIDUAL RUSHING

MSU: Ed Pearce 29, John Pingel 12, Arthur Harris 9, George Kovachich 8. AU: Jimmy Fenton 76, Speck Kelly 61, Dutch Heath 37, Pel Sitz 31, Ralph O'Gwynne 13, Mims 5.



Kyler Elsworth (No. 41) made the game-winning stop against Stanford fullback Ryan Hewitt on fourth-and-1 with under two minutes remaining to seal Michigan State's 24-20 victory over the fifth-ranked Cardinal in the 100th Rose Bowl Game on Jan. 1, 2014.



1954 ROSE BOWL

JAN. 1, 1954 PASADENA, CALIF. ATT: 101,000					
	1	2	3	4	F
UCLA	7	7	0	6	20
MSU	0	7	14	7	28

Billy Wells ran for one touchdown and returned a punt for another score to lead No. 3 Michigan State to a 28-20 victory over No. 5 UCLA in the 1954 Rose Bowl. UCLA jumped out to a 14-0 lead, capitalizing on two Spartan turnovers. Midway through the first quarter, Jim Salsbury recovered a fumble on the MSU 37 and six plays later, Paul Cameron hit Bill Stits with a 13-yard TD strike to give the Bruins a 7-0 lead. Early in the second quarter, Hardiman Cureton and Bob Long combined to sack Spartan QB Earl Morrall, who fumbled, and Cureton fell on it at the MSU 18. Seven plays later, Cameron scored on a 2-yard run off left tackle. The momentum changed midway through the second quarter when Ellis Duckett blocked Cameron's punt from the UCLA 25 and returned it 6 yards for a touchdown as the Spartans cut the deficit to 14-7 at halftime. The Spartans dominated play in the third quarter. Michigan State took the second-half kickoff and drove 78 yards in 14 plays with LeRoy Bolden scoring on a 1-yard dive to tie the game at 14. Wells capped a 10-play, 73-yard drive with a 2-yard TD run to give the Spartans their first lead at 21-14 late in the third quarter. Early in the fourth quarter, UCLA forced another fumble and Jack Ellena recovered it at the MSU 24. Two plays later, Cameron hit Rommie Loudd with a 28-yard TD toss but Cameron's conversion attempt sailed wide and the Bruins still trailed 21-20. Michigan State iced the game when Wells returned Cameron's punt 62 yards for a touchdown with 4:51 left in the fourth quarter. Wells led a well-balanced Spartan running attack, picking up 80 yards on 14 carries.

SCORING SUMMARY

First Quarter

UCLA – Bill Stits 13-yard pass from Paul Cameron (John Hermann kick), 3:50 left. Drive: 6 plays, 37 yards.

Second Quarter

UCLA – Paul Cameron 2-yard run (John Hermann kick), 10:56 left. Drive: 7 plays, 18 yds. **MSU** – Ellis Duckett blocked punt 6-yard return (Evan Slonac kick), 4:45 left.

Third Quarter

MSU – LeRoy Bolden 1-yard run (Evan Slonac kick), 8:47 left. Drive: 14 plays, 78 yards. **MSU** – Billy Wells 2-yard run (Evan Slonac kick), 2:45 left. Drive: 10 plays, 73 yards.

Fourth Quarter

UCLA – Rommie Loudd 28-yard pass from Paul Cameron (kick failed), 12:36 left. Drive: 2 plays, 24 yards. **MSU** – Billy Wells 62-yard punt return (Evan Slonac kick), 4:51 left.

TEAM STATISTICS

	UCLA	MSU
First Downs	16	14
Rushes-Yards	40-90	53-195
Passing Yards	152	11
Total Offense	64-242	63-206
Punt Returns (No-Yds)	3-31	5-80
KO Returns (No-Yds)	4-100	4-60
Passes (Att-Comp-Int)	24-9-2	10-2-1
Punts-Average	6-38.7	5-35.4
Fumbles-Lost	4-3	4-4
Penalties-Yards	4-30	2-15

INDIVIDUAL RUSHING

UCLA: Bill Stits 5-25, Bob Davenport 8-22, Pete Dailey 7-20, Primo Villaneuva 5-17, Don Stalwick 1-11, John Hermann 1-6, Rommie Loudd 1-(-4), Paul Cameron 12-(-7). **MSU:** Billy Wells 14-80, LeRoy Bolden 14-52, Evan Slonac 13-39, John Matsock 5-26, Gerald Planutis 2-11, James Ellis 2-1, Tom Yewcic 2-(-6), Earl Morrall 1-(-8).

INDIVIDUAL PASSING

UCLA: Paul Cameron 22-9-1 152, Primo Villaneuva 2-0-1 0. **MSU:** Tom Yewcic 8-2-1 11, Earl Morrall 2-0-0 0.

INDIVIDUAL RECEIVING

UCLA: Bill Stits 2-46, John Hermann 2-15, Bob Heydenfeldt 1-33, Rommie Loudd 1-28, Don Stalwick 1-15, Bob Long 1-10, Pete Dailey 1-5. **MSU:** LeRoy Bolden 1-18, Evan Slonac 1-(-7).

1956 ROSE BOWL

JAN. 2, 1956 PASADENA, CALIF. ATT: 100,809					
	1	2	3	4	F
UCLA	7	0	0	7	14
MSU	0	7	0	10	17

Dave Kaiser converted his first career field-goal attempt, a 41-yarder with :07 left, to give No. 2 Michigan State a 17-14 win over No. 4 UCLA in the 1956 Rose Bowl. Michigan State found itself in an early hole as Earl Morrall's pass on the first play from scrimmage was intercepted by Jim Decker and returned 4 yards to the MSU 16. Four plays later, Bob Davenport scored on a 2-yard run over left guard to give the Bruins a 7-0 lead with 11:48 left in the first quarter. Midway through the second quarter, Michigan State put together an 11-play, 80-yard drive to pull even at 7. Walt Kowalczyk's 30-yard run to the UCLA 17 set up Morrall's 13-yard touchdown toss to Clarence Peaks. On the second play of the fourth quarter, the Spartans took their first lead at 14-7 on Peaks' 67-yard TD pass to John Lewis, who caught the ball on the 50 and took it the distance. Five minutes later, UCLA's passing game produced a big play as Ronnie Knox hit Decker with a 47-yard bomb to the MSU 7. Three plays later, Doug Peters scored on a 1-yard plunge at center. Morrall directed an 11-play, 59-yard drive to the UCLA 24, but Gerald Planutis missed a 41-yard field-goal attempt. Five penalties were called in the closing minutes and field position shifted in Michigan State's favor when UCLA was whistled for three-straight fouls. The Spartans' game-winning drive started at the UCLA 19.

SCORING SUMMARY

First Quarter

UCLA – Bob Davenport 2-yard run (Jim Decker kick), 11:48 left. Drive: 4 plays, 16 yards.

Second Quarter

MSU – Clarence Peaks 13-yard pass from Earl Morrall (Gerald Planutis kick), 5:52 left. Drive: 11 plays, 80 yards.

Fourth Quarter

MSU – John Lewis 67-yard pass from Clarence Peaks (Gerald Planutis kick), 14:11 left. Drive: 3 plays, 80 yards. **UCLA** – Doug Peters 1-yard run (Jim Decker kick), 6:07 left. Drive: 5 plays, 56 yards. **MSU** – Dave Kaiser 41-yard field goal, 0:07 left. Drive: 3 plays, -5 yards.

TEAM STATISTICS

	UCLA	MSU
First Downs	13	18
Rushing-Yards	42-136	50-251
Passing Yards	61	130
Total Offense	52-197	68-381
Punt Returns (No-Yds)	2-12	6-8
KO Returns (No-Yds)	2-58	3-61
Passes (Att-Comp-Int)	10-2-2	18-6-2
Punts-Average	7-39.6	2-40.0
Fumbles-Lost	2-0	4-1
Penalties-Yards	8-60	10-98

INDIVIDUAL RUSHING

UCLA: Sam Brown 14-63, Bob Davenport 10-26, Doug Peters 6-20, Ronnie Knox 6-12, Chuck Hollaway 1-10, Jim Decker 4-3, Doug Bradley 1-2. **MSU:** Walt Kowalczyk 13-88, Gerald Planutis 12-66, Clarence Peaks 11-56, Earl Morrall 10-28, Dennis Mendyk 1-5, Gary Lowe 1-4, Jim Wulff 1-3, Don Zysk 1-1.

INDIVIDUAL PASSING

UCLA: Ronnie Knox 8-2-1 61, Sam Brown 2-0-0 0. **MSU:** Clarence Peaks 2-1-0 67, Earl Morrall 15-4-2 38, Walt Kowalczyk 1-1-0 25.

INDIVIDUAL RECEIVING

UCLA: Jim Decker 1-47, Rommie Loudd 1-14. **MSU:** Clarence Peaks 3-40, John Lewis 1-67, Jim Hinesly 1-13, Don Zysk 1-10.



SPARTAN BOWL HISTORY

1966 ROSE BOWL

JAN. 1, 1966 PASADENA, CALIF. ATT: 100,067					
	1	2	3	4	F
UCLA	0	14	0	0	14
MSU	0	0	0	12	12

Gary Beban ran for two touchdowns and threw for 147 yards to lead No. 4 UCLA to a 14-12 upset win over No. 1 Michigan State in the 1966 Rose Bowl. Michigan State committed four first-half turnovers, with the first coming late in the first quarter as Don Japinga fumbled away a punt at the Spartan 6 that UCLA's John Erquiaga recovered. On the opening play of the second quarter, Beban scored on a 1-yard sneak to give the Bruins a 7-0 lead. UCLA then surprised the Spartans with an on-sides kick that Bruin Dallas Grider recovered at the MSU 42. Beban hooked up with Kurt Altenburg for a 27-yard pass to the MSU 1. Beban capped off the five-play, 42-yard drive with another 1-yard sneak as UCLA scored twice in 3:07 to build a 14-0 lead. Michigan State rallied late in the fourth quarter, scoring twice in the final 6:13. Steve Juday's 42-yard strike to Gene Washington set up Bob Apisa's 38-yard TD run. Juday's two-point pass attempt failed and the Spartans trailed 14-6. The Spartan defense held on the next series and Bubba Smith partially blocked Larry Cox's punt to give MSU possession at the UCLA 49. Juday finished off the 14-play scoring drive with a 1-yard sneak with :31 left. On the two-point try, Apisa was stopped short of the goal line by Grider and Bob Stiles. UCLA stopped the Spartans on fourth-and-1 plays three times in the second half, including twice in the fourth quarter. Michigan State outgained UCLA in total yards, 314-212. The Spartans picked up 204 yards on the ground, with Clinton Jones rushing for 113 yards on 20 carries.

SCORING SUMMARY

Second Quarter

UCLA – Gary Beban 1-yard run (Kurt Zimmerman kick), 14:57 left. Drive: 2 plays, 6 yards.
UCLA – Gary Beban 1-yard run (Kurt Zimmerman kick), 11:50 left. Drive: 5 plays, 42 yards.

Fourth Quarter

MSU – Bob Apisa 38-yard run (pass failed), 6:13 left. Drive: 2 plays, 80 yards. **MSU** – Steve Juday 1-yard run (run failed), 0:31 left. Drive: 15 plays, 51 yards.

TEAM STATISTICS

	UCLA	MSU
First Downs	10	13
Rushes-Yards	41-65	46-204
Passing Yards	147	110
Total Offense	61-212	58-314
Punt Returns (No-Yds)	2-2	4-3
KO Returns (No-Yds)	3-49	2-23
Passes (Att-Comp-Int)	20-8-0	12-8-3
Punts-Average	11-39.9	5-42.4
Fumbles-Lost	3-2	3-2
Penalties-Yards	9-86	1-14

INDIVIDUAL RUSHING

UCLA: Melvin Farr 10-36, Gary Beban 25-14, Paul Horgan 5-12, Ray Armstrong 1-3. **MSU:** Clinton Jones 20-113, Bob Apisa 4-49, Dwight Lee 15-41, James Raye 2-4, Eddie Cotton 1-3, Steve Juday 4-(-6).

INDIVIDUAL PASSING

UCLA: Gary Beban 20-8-0 147. **MSU:** Steve Juday 18-6-3 80, James Raye 4-2-0 30.

INDIVIDUAL RECEIVING

UCLA: Kurt Altenburg 3-55, Byron Nelson 2-29, Larry Slagle 1-35, Melvin Farr 1-22, Dick Witcher 1-6. **MSU:** Gene Washington 4-81, Dwight Lee 3-23, Clinton Jones 1-6.

1984 CHERRY BOWL

DEC. 22, 1984 PONTIAC, MICH. ATT: 70,336					
	1	2	3	4	F
ARMY	0	7	0	3	10
MSU	0	0	0	6	6

Wishbone quarterback Nate Sassaman rushed for 136 yards on 28 carries to lead Army, making its first-ever bowl appearance, to a 10-6 triumph over Michigan State in the 1984 Cherry Bowl. Michigan State had an early scoring chance after Phil Parker intercepted a rare Army pass and returned it 18 yards to the Cadet 43. Three plays netted only 8 yards and Ralf Mojsiejenko's 52-yard field-goal attempt missed wide left. The Spartans put together a nine-play, 58-yard drive but early in the second quarter on third-and-goal from the Army 5, Dave Yarema's pass was intercepted in the end zone by Kermit McKelvy. A Michigan State fumble near midfield led to Army's only touchdown. Cadet Clarence Jones capped off an eight-play, 46-yard drive with a 4-yard run off right tackle to give Army a 7-0 lead with 6:41 left in the first half. Early in the third quarter, Sassaman rushed eight times for 37 yards during a 14-play, 49-yard drive, but Craig Stopa's 32-yard field-goal try went wide right. Army converted a Spartan fumble into a field goal and a 10-0 lead in the fourth quarter as a 15-play, 59-yard drive produced a 38-yard field goal by Stopa with 8:40 remaining. A Cadet fumble gave Michigan State life as Tom Allan recovered the ball at the MSU 49. Three plays later, Yarema found Bob Wasczenski in the left corner of the end zone with a 36-yard TD strike. The two-point pass attempt failed and Michigan State trailed 10-6 with 4:19 left. Army gained 256 yards rushing on 71 attempts while controlling the clock for 34:05. The Cadets sacked Yarema six times and picked off three of his passes, including two by Doug Pavsek.

SCORING SUMMARY

Second Quarter

ARMY – Clarence Jones 4-yard run (Craig Stopa kick), 6:31 left. Drive: 8 plays, 46 yards, TOP 2:51.

Fourth Quarter

ARMY – Craig Stopa 38-yard field goal, 8:40 left. Drive: 15 plays, 59 yards, TOP 7:14. **MSU** – Bob Wasczenski 36-yard pass from Dave Yarema (pass failed), 4:19 left. Drive: 3 plays, 51 yards, TOP 0:53.

TEAM STATISTICS

	ARMY	MSU
First Downs	15	13
Rushes-Yards	71-256	33-89
Passing Yards	10	155
Total Offense	73-266	58-244
Punt Returns (No-Yds)	2-18	6-23
KO Returns (No-Yds)	0-0	2-29
Passes (Att-Comp-Int)	2-1-1	25-11-3
Punts-Average	7-36.7	4-55.8
Fumbles-Lost	2-1	3-2
Penalties-Yards	1-7	4-26

INDIVIDUAL RUSHING

ARMY: Nate Sassaman 28-136, Doug Black 22-57, Clarence Jones 10-41, Jarvis Hollingsworth 10-28, Scott Spellmon 1-(-6). **MSU:** Lorenzo White 23-103, Keith Gates 1-3, Dave Yarema 7-(-17).

INDIVIDUAL PASSING

ARMY: Nate Sassaman 2-1-1 10. **MSU:** Dave Yarema 25-11-3 155.

INDIVIDUAL RECEIVING

ARMY: Jarvis Hollingsworth 1-10. **MSU:** Butch Rolle 5-65, Bob Wasczenski 2-54, Mark Ingram 1-20, Bobby Morse 1-11, Keith Gates 1-8, Lorenzo White 1-(-3).



1985 ALL-AMERICAN BOWL

DEC. 31, 1985 BIRMINGHAM, ALA. ATT: 45,000					
	1	2	3	4	F
MSU	0	7	7	0	14
GEORGIA TECH	0	0	7	10	17

Malcolm King rushed for 122 yards on 16 carries and his 5-yard touchdown run with 1:50 left gave Georgia Tech a 17-14 come-from-behind victory over Michigan State in the 1985 All-American Bowl. Tim Moore's interception late in the second quarter set up Michigan State's first scoring drive. Dave Yarema hit Mark Ingram for a 37-yard gain on first down and three plays later, he tossed a 6-yard TD pass to Ingram to give the Spartans a 7-0 lead with 2:03 left in the first half. King's 56-yard run set up a 1-yard sneak by Todd Rampley, who was making his first collegiate start at quarterback, as the Yellow Jackets tied the game at 7 with 11:14 remaining in the third quarter. Greg Montgomery pinned Georgia Tech back on its 2-yard line with a 31-yard punt. The Spartan defense held and forced Georgia Tech to punt out of its own end zone. Bobby Morse returned the punt 8 yards to the Yellow Jacket 37. Lorenzo White raced 11 yards around left end for a first down and on the next play, Yarema again hooked up with Ingram for a 27-yard scoring pass to give the Spartans a 14-7 lead with 4:41 left in the third quarter. Georgia Tech pulled to within 14-10 as a 14-play, 57-yard drive resulted in a 40-yard field goal by David Bell with 7:08 to play. Michigan State turned the ball over on its next possession as Pat Swilling recovered a fumble at the MSU 42. King capped off the eight-play drive with a 5-yard run off left tackle. Ingram had three catches for 70 yards and two scores to earn the game's MVP award while White gained a game-high 158 yards on 33 rushes.

SCORING SUMMARY

Second Quarter

MSU – Mark Ingram 6-yard pass from Dave Yarema (Chris Caudell kick), 2:03 left. Drive: 4 plays, 48 yards, TOP 2:03.

Third Quarter

GT – Todd Rampley 1-yard run (David Bell kick), 11:14 left. Drive: 4 plays, 66 yards, TOP 1:04.

MSU – Mark Ingram 27-yard pass from Dave Yarema (Chris Caudell kick), 4:41 left. Drive: 2 plays, 38 yards, TOP 0:34.

Fourth Quarter

GT – David Bell 40-yard field goal, 7:08 left. Drive: 14 plays, 57 yards, TOP 5:52. GT – Malcolm King 5-yard run (David Bell kick), 1:50 left. Drive: 8 plays, 42 yards, TOP 3:42.

TEAM STATISTICS

	MSU	GT
First Downs	14	16
Rushes-Yards	39-148	48-182
Passing Yards	85	99
Total Offense	54-233	71-281
Punt Returns (No-Yds)	2-14	1-11
KO Returns (No-Yds)	4-47	2-30
Passes (Att-Comp-Int)	15-6-1	23-12-1
Punts-Average	6-36.7	6-37.8
Fumbles-Lost	2-1	2-0
Penalties-Yards	3-28	5-47

INDIVIDUAL RUSHING

MSU: Lorenzo White 33-158, Bobby Morse 2-8, Dave Yarema 4-(-18). GT: Malcolm King 16-122, Nate Kelsey 8-30, Jerry Mays 9-20, Cory Collier 6-10, Chuck Easley 1-2, Todd Rampley 8-(-2).

INDIVIDUAL PASSING

MSU: Dave Yarema 15-6-1 85. GT: Todd Rampley 23-12-1 99.

INDIVIDUAL RECEIVING

MSU: Mark Ingram 3-70, Andre Rison 1-18, Veno Belk 1-4, Bobby Morse 1-(-7). GT: Jerry Mays 3-22, Cory Collier 3-14, Robert Massey 2-23, Nate Kelsey 2-10, Steve Davenport 1-21, Malcolm King 1-9.

1988 ROSE BOWL

JAN. 1, 1988 PASADENA, CALIF. ATT: 103,847					
	1	2	3	4	F
SOUTHERN CAL	3	0	7	7	17
MSU	7	7	0	6	20

John Langeloh kicked a 36-yard field goal with 4:14 left in the fourth quarter, which proved to be the game winner, as No. 8 Michigan State defeated No. 16 Southern Cal, 20-17, in the 1988 Rose Bowl. The Spartans, making their first trip to Pasadena in 22 years, ended the Big Ten's six-game losing streak in the Rose Bowl. USC scored on its second possession as a 12-play, 52-yard drive produced a 34-yard field goal by Quin Rodriguez. MSU responded with a 15-play, 76-yard drive of its own to take a 7-3 lead on Lorenzo White's 5-yard touchdown run around left end with :54 left in the first quarter. The Spartans built a 14-3 advantage early in the second quarter as Bobby McAllister's 55-yard completion to Andre Rison set up White's second TD run from 3 yards out. The Trojans cut the deficit to 14-10 early in the third quarter as Rodney Peete hit Kevin Henry with a 33-yard TD strike. Michigan State extended its lead to 17-10 on Langeloh's 40-yard field goal early in the fourth quarter. USC put together a 10-play, 80-yard drive to tie the score at 17 on Peete's 22-yard TD toss to Henry in the back of the end zone with 8:33 remaining. Facing a third-and-8 from the MSU 30, McAllister eluded a heavy rush and completed a 36-yard pass to Rison for a first down at the USC 34. Blake Ezor carried the ball six straight times to the USC 18 to set up Langeloh's game-winning field goal. USC took the ensuing kickoff and drove to the MSU 30, but Peete fumbled away the center snap and Todd Krumm recovered. John Miller iced the game for the Spartans, intercepting Peete's "Hail Mary" pass at the MSU 13 with only :03 left. USC dominated the final stats, outgaining MSU, 410-276, in total yards but the Trojans committed five turnovers while the Spartans managed to play error-free football. White gained a game-high 113 yards rushing and scored twice.

SCORING SUMMARY

First Quarter

USC – Quin Rodriguez 34-yard field goal, 7:28 left. Drive: 12 plays, 52 yards, TOP 4:30.

MSU – Lorenzo White 5-yard run (John Langeloh kick), 0:54 left. Drive: 15 plays, 76 yards, TOP 6:34.

Second Quarter

MSU – Lorenzo White 3-yard run (John Langeloh kick), 9:20 left. Drive: 6 plays, 80 yards, TOP 1:50.

Third Quarter

USC – Ken Henry 33-yard pass from Rodney Peete (Quin Rodriguez kick), 9:34 left. Drive: 6 plays, 70 yards, TOP 3:09.

Fourth Quarter

MSU – John Langeloh 40-yard field goal, 12:39 left. Drive: 9 plays, 45 yards, TOP 3:57.

USC – Ken Henry 22-yard pass from Rodney Peete (Quin Rodriguez kick), 8:33 left. Drive: 10 plays, 80 yards, TOP 4:06. MSU – John Langeloh 36-yard field goal, 4:14 left. Drive: 9 plays, 54 yards, TOP 4:14.

TEAM STATISTICS

	USC	MSU
First Downs	21	11
Rushes-Yards	34-161	60-148
Passing Yards	249	128
Total Offense	76-410	67-276
Punt Returns (No-Yds)	7-90	2-13
KO Returns (No-Yds)	4-60	4-56
Passes (Att-Comp-Int)	42-22-4	7-4-0
Punts-Average	4-45.0	8-47.1
Fumbles-Lost	4-1	0-0
Penalties-Yards	4-20	5-32

INDIVIDUAL RUSHING

USC: Rodney Peete 11-54, Leroy Holt 10-44, Scott Lockwood 6-41, Randy Tanner 2-10, Kevin McLean 1-8, Ricky Ervins 4-4. MSU: Lorenzo White 35-113, Blake Ezor 11-25, James Moore 1-9, Joe Pugh 1-2, Bobby McAllister 12-(-1).

INDIVIDUAL PASSING

USC: Rodney Peete 41-22-3 249, Kevin McLean 1-0-1 0. MSU: Bobby McAllister 7-4-0 128.

INDIVIDUAL RECEIVING

USC: Paul Green 7-58, Ken Henry 3-66, John Jackson 3-50, Leroy Holt 3-17, Scott Lockwood 2-19, Erik Affholter 2-17, Randy Tanner 1-5, Ricky Ervins 1-7. MSU: Andre Rison 2-91, Willie Bouyer 1-29, Mike Sargent 1-8.



SPARTAN BOWL HISTORY

1989 GATOR BOWL

JAN. 1, 1989 JACKSONVILLE, FLA. ATT: 76,236					
	1	2	3	4	F
MSU	0	7	6	14	27
GEORGIA	7	10	10	7	34

Wayne Johnson threw three touchdown passes and Rodney Hampton scored three times to lead Georgia to a 34-27 win over Michigan State in the 1989 Gator Bowl. Georgia head coach Vince Dooley went out a winner in his final game in 25 seasons. The loss ended MSU's six-game winning streak. The Bulldogs jumped out to a 17-0 lead on Johnson's 6-yard TD toss to Hampton, Steve Crumley's 39-yard field goal and Johnson's 30-yard TD strike to Hampton. The Spartans got on the scoreboard late in the first half as Bobby McAllister finished off a 10-play, 80-yard drive with a 4-yard TD pass to Andre Rison. Midway through the third quarter, Georgia put together a six-play, 64-yard drive to extend its lead to 24-7 on Kirk Warner's 18-yard TD catch from Johnson. MSU responded with an eight-play, 78-yard scoring drive as McAllister hit Rison with a 55-yard bomb. A 36-yard field goal by Crumley gave the Bulldogs a 27-13 advantage with 2:16 left in the third quarter. McAllister's 51-yard completion to Rison set up Blake Ezor's 3-yard TD run early in the fourth quarter as the Spartans pulled to within 27-20. Hampton's third TD, a 32-yard run, gave Georgia a 34-20 lead with 11:58 remaining. Rison scored on a 50-yard pass from McAllister late in the fourth quarter but the Spartans' rally fell short as Georgia controlled the clock for the final 3:42 of the game. The two teams combined for 855 total yards with the Spartans outgaining the Bulldogs, 446-409. Rison caught nine passes for 252 yards and three scores. McAllister hit 14-of-24 throws for 288 yards and three TDs while Ezor led all rushers with 146 yards on 33 attempts.

SCORING SUMMARY

First Quarter

UGA – Rodney Hampton 6-yard pass from Wayne Johnson (John Kasay kick), 0:01 left. Drive: 8 plays, 45 yards, TOP 2:41.

Second Quarter

UGA – Steve Crumley 39-yard field goal, 11:00 left. Drive: 7 plays, 39 yards, TOP 3:05.
UGA – Rodney Hampton 30-yard pass from Wayne Johnson (John Kasay kick), 7:06 left. Drive: 5 plays, 74 yards, TOP 2:18. **MSU** – Andre Rison 4-yard pass from Bobby McAllister (John Langeloh kick), 2:55 left. Drive: 10 plays, 80 yards, TOP 4:11.

Third Quarter

UGA – Kirk Warner 18-yard pass from Wayne Johnson (John Kasay kick), 7:48 left. Drive: 6 plays, 64 yards, TOP 2:19. **MSU** – Andre Rison 55-yard pass from Bobby McAllister (kick failed), 3:55 left. Drive: 8 plays, 78 yards, TOP 3:53. **UGA** – Steve Crumley 36-yard field goal, 2:16 left. Drive: 7 plays, 51 yards, TOP 1:39.

Fourth Quarter

MSU – Blake Ezor 3-yard run (John Langeloh kick), 14:24 left. Drive: 8 plays, 80 yards, TOP 2:52. **UGA** – Rodney Hampton 32-yard run (John Kasay kick), 11:58 left. Drive: 6 plays, 71 yards, TOP 2:26. **MSU** – Andre Rison 50-yard pass from McAllister (John Langeloh kick), 3:49 left. Drive: 15 plays, 82 yards, TOP 8:09.

TEAM STATISTICS

	MSU	UGA
First Downs	22	22
Rushes-Yards	51-158	38-182
Passing Yards	288	227
Total Offense	75-446	65-409
Punt Returns (No-Yds)	0-0	3-27
KO Returns (No-Yds)	5-101	5-74
Passes (Att-Comp-Int)	24-14-0	27-15-0
Punts-Average	6-42.8	4-34.0
Fumbles-Lost	1-0	0-0
Penalties-Yards	8-102	5-25

INDIVIDUAL RUSHING

MSU: Blake Ezor 33-146, Scott Selzer 5-13, Bobby McAllister 13-(-1). **UGA:** Rodney Hampton 10-109, Tim Worley 11-30, Wayne Johnson 14-30, Keith Henderson 3-13.

INDIVIDUAL PASSING

MSU: Bobby McAllister 24-14-0 288. **UGA:** Wayne Johnson 27-15-0 227.

INDIVIDUAL RECEIVING

MSU: Andre Rison 9-252, Steve Montgomery 4-21, Bernard Wilson 1-15. **UGA:** Rodney Hampton 4-71, Tim Worley 3-36, Kirk Warner 3-28, Keith Henderson 2-53, Sean Hummings 1-21, Arthur Marshall 1-14, John Thomas 1-4.

1989 ALOHA BOWL

DEC. 25, 1989 HONOLULU, HAWAII ATT: 50,000					
	1	2	3	4	F
HAWAII	0	0	6	7	13
MSU	6	13	0	14	33

Blake Ezor rushed for 179 yards and scored three touchdowns to lead No. 22 Michigan State to a 33-13 victory over No. 25 Hawaii in the 1989 Aloha Bowl. Michigan State scored its first 26 points off Rainbow Warrior turnovers. The Spartans jumped out to a 19-0 halftime lead on TD runs of 3 and 2 yards by Ezor and field goals of 30 and 34 yards by John Langeloh. Michigan State forced six turnovers in the first half and outgained the Rainbow Warriors, 205-102, in total yards. Hawaii took the second-half kickoff and a 10-play, 74-yard drive ended with Garrett Gabriel's 11-yard TD toss to Chris Roscoe. Mike Iaquaniello's second interception set up Michigan State's third touchdown, a 1-yard dive by Hyland Hickson with 10:13 left in the fourth quarter, as the Spartans moved out to a 26-6 lead. Hawaii answered with a score on its next possession as Gabriel hooked up with Dane McArthur for a 23-yard TD pass. The Spartans put the game away as Ezor raced 26 yards around right end for his third touchdown with 5:36 left in the game. Ezor gained 101 yards rushing in the second half on 18 carries.

SCORING SUMMARY

First Quarter

MSU – Blake Ezor 3-yard run (kick blocked), 3:59 left. Drive: 10 plays, 65 yards, TOP 3:43.

Second Quarter

MSU – Blake Ezor 2-yard run (John Langeloh kick), 14:53 left. Drive: 7 plays, 48 yards, TOP 2:01.
MSU – FG John Langeloh 30, 7:15 left. Drive: 10 plays, 74 yards, TOP 4:41. **MSU** – John Langeloh 34-yard field goal, 1:02 left. Drive: 7 plays, 2 yards, TOP 3:45.

Third Quarter

UH – Chris Roscoe 11-yard pass from Garrett Gabriel (kick blocked), 9:45 left. Drive: 10 plays, 74 yards, TOP 5:10.

Fourth Quarter

MSU – Hyland Hickson 1-yard run (John Langeloh kick), 10:13 left. Drive: 9 plays, 57 yards, TOP 5:06. **UH** – Dane McArthur 23-yard pass from Garrett Gabriel (Zehrin Khan kick), 8:07 left. Drive: 8 plays, 67 yards, TOP 1:59. **MSU** – Blake Ezor 26-yard run (John Langeloh kick), 5:36 left. Drive: 4 plays, 48 yards, TOP 2:30.

TEAM STATISTICS

	UH	MSU
First Downs	19	21
Rushes-Yards	28-82	61-225
Passing Yards	198	116
Total Offense	61-280	73-341
Punt Returns (No-Yds)	2-31	0-0
KO Returns (No-Yds)	7-174	1-2
Passes (Att-Comp-Int)	33-20-4	12-7-2
Punts-Average	1-27.0	3-50.7
Fumbles-Lost	7-4	0-0
Penalties-Yards	3-30	9-85

INDIVIDUAL RUSHING

UH: Dane McArthur 2-34, Dan Ahuna 3-21, Jamal Farmer 8-18, Ken Niumatalolo 3-15, Jeff Snyder 2-14, Jeff Newman 1-(-10), Garrett Gabriel 8-(-13). **MSU:** Blake Ezor 41-179, Courtney Hawkins 1-31, Tico Duckett 4-18, Hyland Hickson 3-13, Dan Enos 12-(-16).

INDIVIDUAL PASSING

UH: Garrett Gabriel 31-19-3 197, Ken Niumatalolo 2-1-1 1. **MSU:** Dan Enos 12-7-2 116.

INDIVIDUAL RECEIVING

UH: Chris Roscoe 6-71, Jamal Farmer 5-25, Leonard Lau 2-34, Dane McArthur 2-25, Darrick Branch 2-22, Jeff Snyder 2-15, Dan Ahuna 1-6. **MSU:** James Bradley 4-85, Hyland Hickson 1-13, Duane Young 1-11, Blake Ezor 1-7.



1990 SUN BOWL

DEC. 31, 1990 EL PASO, TEXAS ATT: 50,562					
	1	2	3	4	F
SOUTHERN CAL	7	0	3	6	16
MSU	0	7	10	0	17

Courtney Hawkins accounted for 216 all-purpose yards and caught a touchdown pass to lead No. 22 Michigan State to a 17-16 win over No. 21 Southern Cal in the 1990 Sun Bowl. MSU dodged a bullet early as Mike Iaquaniello intercepted a Todd Marinovich pass in the end zone on USC's first series. Late in the first quarter, the Trojans put together an eight-play, 60-yard drive to take a 7-0 lead on Marinovich's 7-yard pass to Gary Wellman. After a Spartan fumble, USC was again knocking on the door, but on a fourth-and-inches play from inside the MSU 1, Marinovich mishandled the snap from center and Alan Haller recovered the fumble in the end zone for a touchback. MSU took advantage of the turnover and Hyland Hickson capped a 10-play, 80-yard drive with an 18-yard TD run with 2:22 left in the first half. USC opened the second half with an 18-play, 80-yard drive that lasted nine minutes but it had to settle for a 20-yard field goal from Quin Rodriguez. The Spartans responded by scoring 10-straight points. On a third-and-13 play from the MSU 26, Dan Enos hit Hawkins on a post pattern for a 41-yard gain and a first down at the USC 33. Four plays later, Hawkins scored on a 21-yard pass from Enos that gave MSU its first lead at 14-10. Freddie Wilson's interception at the USC 34 late in the third quarter led to a 52-yard field goal by John Langeloh as the Spartans built a 17-10 advantage. The Trojans got field goals of 54 and 43 yards from Rodriguez in the fourth quarter to cut the deficit to 17-16. MSU iced the game with two rushing first downs in the final three minutes. Hawkins caught six passes for 106 yards and a score to earn Sun Bowl MVP honors. Enos connected on 9-of-17 throws for 131 yards, including eight-straight completions during one stretch.

SCORING SUMMARY

First Quarter

USC – Gary Wellman 7-yard pass from Todd Marinovich (Quin Rodriguez kick), 0:54 left. Drive: 8 plays, 60 yards, TOP 4:34.

Second Quarter

MSU – Hyland Hickson 18-yard run (John Langeloh kick), 2:22 left. Drive: 10 plays, 80 yards, TOP 4:05.

Third Quarter

USC – Quin Rodriguez 20-yard field goal, 6:00 left. Drive: 18 plays, 80 yards, TOP 9:00. MSU – Courtney Hawkins 21-yard pass from Dan Enos (John Langeloh kick), 2:53 left. Drive: 7 plays, 71 yards, TOP 3:07. MSU – John Langeloh 52-yard field goal, 0:42 left. Drive: 4 plays, -1 yard, TOP 2:05.

Fourth Quarter

USC – Quin Rodriguez 54-yard field goal, 13:07 left. Drive: 9 plays, 43 yards, TOP 2:35. USC – Quin Rodriguez 43-yard field goal, 3:07 left. Drive: 12 plays, 31 yards, TOP 5:54.

TEAM STATISTICS

	USC	MSU
First Downs	21	12
Rushes-Yards	44-156	35-84
Passing Yards	180	131
Total Offense	76-336	52-215
Punt Returns (No-Yds)	2-27	1-7
KO Returns (No-Yds)	1-17	5-124
Passes (Att-Comp-Int)	32-19-3	17-9-1
Punts-Average	1-50.0	5-38.6
Fumbles-Lost	2-1	1-1
Penalties-Yards	5-45	6-54

INDIVIDUAL RUSHING

USC: Mazio Royster 32-125, Scott Lockwood 5-18, Curtis Conway 1-7, Deon Strother 1-3, Shane Foley 4-2, Todd Marinovich 1-1. MSU: Hyland Hickson 14-68, Tico Duckett 8-18, Dan Enos 12-1, Brice Abrams 1-(-3).

INDIVIDUAL PASSING

USC: Todd Marinovich 30-18-3 174, Shane Foley 2-1-0 6. MSU: Dan Enos 17-9-1 131.

INDIVIDUAL RECEIVING

USC: Scott Lockwood 5-41, Johnnie Morton 3-36, Frank Griffin 3-22, Gary Wellman 3-19, Bob Crane 2-20, Joel Scott 1-24, Mazio Royster 1-16, Deon Strother 1-2. MSU: Courtney Hawkins 6-106, Rob Roy 2-14, James Bradley 1-11.

1993 LIBERTY BOWL

DEC. 28, 1993 MEMPHIS, TENN. ATT: 34,216					
	1	2	3	4	F
MSU	7	0	0	0	7
LOUISVILLE	3	0	0	15	18

Jeff Brohm completed 19-of-29 passes for 197 yards and a touchdown to lead Louisville to an 18-7 win over Michigan State in the 1993 Liberty Bowl. Michigan State's only touchdown came on the game's first series. The Spartans took the opening kickoff and drove 79 yards in 11 plays with Duane Goulbourne twisting into the end zone on a 1-yard run over left guard. Spartan QB Jim Miller started with a hot hand, hitting all four pass attempts for 50 yards on the first series. Louisville also scored on its first possession as an eight-play, 56-yard march ended with David Akers' 31-yard field goal. Midway through the second quarter, the Spartans missed out on a scoring chance when Bill Stoyanovich misfired on a 31-yard field-goal attempt. Louisville put together a 14-play, 74-yard drive in the third quarter, but failed to put points on the scoreboard as Akers missed a 23-yard field-goal try. Brohm directed a seven-play, 59-yard drive for the go-ahead score early in the fourth quarter, hitting Reggie Ferguson on a crossing pattern for a 25-yard TD pass. A 24-yard interception return by Darius Watson gave Louisville the ball back at the MSU 33 but seven plays later, the Spartan defense stopped Anthony Shelman short of the goal line on fourth-and-1. The Cardinals got two points back on the next play as Joe Johnson and Tyrus McCloud tackled Spartan tailback Craig Thomas in his own end zone for a safety. Louisville iced the game with a seven-play, 54-yard drive as Ralph Dawkins scored on an 11-yard sweep around right end.

SCORING SUMMARY

First Quarter

MSU – Duane Goulbourne 1-yard run (Bill Stoyanovich kick), 10:10 left. Drive: 11 plays, 79 yards, TOP 4:50. UL – David Akers 31-yard field goal, 7:07 left. Drive: 8 plays, 56 yards, TOP 3:03.

Fourth Quarter

UL – Reggie Ferguson 25-yard pass from Jeff Brohm (David Akers kick), 12:05 left. Drive: 7 plays, 59 yards, TOP 3:38. UL – Safety, Craig Thomas tackled in end zone by Joe Johnson and Tyrus McCloud, 8:53 left. UL – Ralph Dawkins 11-yard run (kick failed), 4:57 left. Drive: 7 plays, 54 yards, TOP 3:56.

TEAM STATISTICS

	MSU	UL
First Downs	18	20
Rushes-Yards	31-114	40-172
Passing Yards	193	197
Total Offense	59-307	71-369
Punt Returns (No-Yds)	1-3	1-25
KO Returns (No-Yds)	4-59	2-48
Passes (Att-Comp-Int)	28-15-1	31-19-0
Punts-Average	5-29.0	5-36.2
Fumbles-Lost	0-0	1-0
Penalties-Yards	5-60	6-45

INDIVIDUAL RUSHING

MSU: Duane Goulbourne 19-63, Craig Thomas 10-57, Steve Holman 1-1, Jim Miller 1-(-7). UL: Ralph Dawkins 14-88, Anthony Shelman 17-59, Jeff Brohm 9-25.

INDIVIDUAL PASSING

MSU: Jim Miller 28-15-1 193. UL: Jeff Brohm 29-19-0 197, Marty Lowe 2-0-0 0.

INDIVIDUAL RECEIVING

MSU: Mill Coleman 6-100, Scott Greene 4-49, Duane Goulbourne 3-11, Napoleon Outlaw 1-18, Brice Abrams 1-15. UL: Ralph Dawkins 8-68, Jamie Asher 4-15, Reggie Ferguson 3-68, Chris Fitzpatrick 2-17, Aaron Bailey 1-16, Kwalee Cooper 1-13.



SPARTAN BOWL HISTORY

1995 INDEPENDENCE BOWL

DEC. 29, 1995 SHREVEPORT, LA. ATT: 48,835					
	1	2	3	4	F
LSU	7	14	21	3	45
MSU	7	17	0	2	26

Kevin Faulk rushed for 234 yards on 25 carries and scored twice to lead Louisiana State to a 45-26 victory over Michigan State in the 1995 Independence Bowl. Michigan State got out of the gate early, scoring on the second play from scrimmage as Tony Banks hooked up with Muhsin Muhammad for a 78-yard touchdown pass. LSU also scored on its first possession as Kendall Cleveland capped a seven-play, 80-yard drive with a 6-yard TD run to tie the score at 7. Carl Reaves' 17-yard interception return set up the Spartans' second touchdown, a 3-yard run by Scott Greene for a 13-7 lead. Michigan State's lead lasted only 14 seconds as Eddie Kennison returned the ensuing kickoff 92 yards for a touchdown. The Spartans regained the lead 13 seconds later when Derrick Mason returned the kickoff 100 yards for a score. Faulk's 33-yard kickoff return gave LSU great field position at its own 43 and two plays later, he tied the game at 21 on a 51-yard TD run. Michigan State took a 24-21 lead into the locker room at halftime thanks to Chris Gardner's 37-yard field goal with :01 left in the first half. LSU took control of the game in the third quarter, scoring three TDs in the first 7:16. Herb Tyler's 49-yard completion to Kennison set up Faulk's second TD run, a 5-yarder. Five minutes later, Gabe Northern returned a fumble 35 yards for a touchdown as Banks lost the ball while being sacked. Three plays later, Allen Stansbury intercepted a Banks pass and returned it 15 yards to the MSU 14. Less than a minute later, Kennison scored on a 27-yard strike from Tyler as the Tigers built a 42-24 advantage.

SCORING SUMMARY

First Quarter

MSU – Muhsin Muhammad 78-yard pass from Tony Banks (Chris Gardner kick), 14:13 left. Drive: 2 plays, 80 yards, TOP 0:47. **LSU** – Kendall Cleveland 6-yard run (Andre' Lafleur kick), 12:07 left. Drive: 7 plays, 80 yards, TOP 2:06.

Second Quarter

MSU – Scott Greene 3-yard run (kick blocked), 14:44 left. Drive: 1 play, 3 yards, TOP 0:04. **LSU** – Eddie Kennison 92-yard kickoff return (Andre' Lafleur kick), 14:30 left. **MSU** – Derrick Mason 100-yard kickoff return (Scott Greene run), 14:17 left. **LSU** – Kevin Faulk 51-yard run (Andre' Lafleur kick), 13:11 left. Drive: 2 plays, 57 yards, TOP 1:06. **MSU** – Chris Gardner 37-yard field goal, 0:01 left. Drive: 9 plays, 42 yards, TOP 1:01.

Third Quarter

LSU – Kevin Faulk 5-yard run (Andre' Lafleur kick), 14:29 left. Drive: 2 plays, 74 yards, TOP 0:31. **LSU** – Gabe Northern 37-yard fumble return (Andre' Lafleur kick), 9:20 left. **LSU** – Eddie Kennison 27-yard pass from Herb Tyler (Andre' Lafleur kick), 7:13 left. Drive: 3 plays, 14 yards, TOP 0:57.

Fourth Quarter

LSU – Wade Richey 48-yard field goal, 8:45 left. Drive: 8 plays, 18 yards, TOP 3:19. **MSU** – Safety, LSU punter Chad Kessler stepped out of end zone, 5:57 left.

TEAM STATISTICS

	LSU	MSU
First Downs	17	23
Rushes-Yards	48-272	35-100
Passing Yards	164	348
Total Offense	68-436	79-448
Punt Returns (No-Yds)	2-3	2-26
KO Returns (No-Yds)	4-150	7-158
Passes (Att-Comp-Int)	20-10-1	44-22-3
Punts-Average	4-44.5	6-37.5
Fumbles-Lost	2-1	4-3
Penalties-Yards	5-42	9-80

INDIVIDUAL RUSHING

LSU: Kevin Faulk 25-234, Kendall Cleveland 13-23, Robert Toomer 4-13, Eddie Kennison 1-6, Herb Tyler 4-(-1), Chad Kessler 1-(-3). **MSU**: Marc Renaud 16-79, Scott Greene 8-48, Tyrone Crenshaw 1-1, Tony Banks 10-(-28).

INDIVIDUAL PASSING

LSU: Herb Tyler 20-10-1 164. **MSU**: Tony Banks 44-22-3 348.

INDIVIDUAL RECEIVING

LSU: Eddie Kennison 5-124, David LaFleur 2-31, Robert Toomer 1-9, Kevin Faulk 1-4, Kendall Cleveland 1-(-4). **MSU**: Muhsin Muhammad 9-171, Derrick Mason 6-74, Marc Renaud 2-47, Napoleon Outlaw 2-24, Nigea Carter 2-16, Josh Keur 1-16.

1996 SUN BOWL

DEC. 31, 1996 EL PASO, TEXAS ATT: 42,721					
	1	2	3	4	F
STANFORD	7	14	10	7	38
MSU	0	0	0	0	0

Sun Bowl MVP Chad Hutchinson completed 22-of-28 passes for 226 yards and directed four scoring drives to lead Stanford to a 38-0 victory over Michigan State in the 1996 Sun Bowl. Stanford closed out the 1996 season with five-straight wins and recorded its first shutout since '74. Late in the first quarter, Josh Madsen intercepted Todd Schultz at the Stanford 21 and lateraled the ball to Leroy Pruitt who carried it 50 yards for the score. Hutchinson finished off an eight-play, 75-yard drive with an 8-yard TD pass to Jon Ritchie with 10:44 left in the second quarter. Troy Walters' 24-yard punt return to midfield set up another first-half touchdown. Three plays later, Adam Salina scored on a 1-yard run to give the Cardinal a 21-0 halftime lead. A 16-play, 71-yard drive produced a 25-yard field goal by Kevin Miller midway through the third quarter. Stanford moved out to a 31-0 lead as Damon Dunn took a double reverse 27 yards for a TD with 3:05 remaining in the third quarter. Tim Smith returned a blocked punt 9 yards for a TD to complete the scoring early in the fourth quarter. Stanford held Michigan State to a season-low 219 total yards and forced five turnovers.

SCORING SUMMARY

First Quarter

STAN – Leroy Pruitt 50-yard lateral return after Josh Madsen interception (Kevin Miller kick), 2:06 left.

Second Quarter

STAN – Jon Ritchie 8-yard pass from Chad Hutchinson (Kevin Miller kick), 10:44 left. Drive: 8 plays, 75 yards, TOP 3:57. **STAN** – Adam Salina 1-yard run (Kevin Miller kick), 0:37 left. Drive: 3 plays, 50 yards, TOP 0:34.

Third Quarter

STAN – Kevin Miller 25-yard field goal, 7:05 left. Drive: 16 plays, 71 yards, TOP 5:31. **STAN** – Damon Dunn 27-yard run (Kevin Miller kick), 3:05 left. Drive: 5 plays, 53 yards, TOP 1:57.

Fourth Quarter

STAN – Tim Smith 9-yard blocked punt return (Kevin Miller kick), 12:06 left.

TEAM STATISTICS

	STAN	MSU
First Downs	25	13
Rushes-Yards	49-257	31-68
Passing Yards	238	151
Total Offense	79-495	64-219
Punt Returns (No-Yds)	7-94	2-19
KO Returns (No-Yds)	0-0	3-59
Passes (Att-Comp-Int)	30-23-1	33-13-3
Punts-Average	2-52.5	9-41.9
Fumbles-Lost	3-1	3-2
Penalties-Yards	1-10	5-30

INDIVIDUAL RUSHING

STAN: Anthony Bookman 11-103, Mike Mitchell 16-74, Damon Dunn 1-27, Troy Walters 1-8, Jon Ritchie 2-4, Adam Salina 2-(-1), Chad Hutchinson 7-(-8). **MSU**: Duane Goulbourne 12-51, Sedrick Irvin 9-31, Bill Burke 5-2, Todd Schultz 5-(-16).

INDIVIDUAL PASSING

STAN: Chad Hutchinson 28-22-1 226, Todd Husak 2-1-0 12. **MSU**: Bill Burke 7-4-0 71, Todd Schultz 21-8-2 68, Gus Ornstein 4-1-1 12, Sedrick Irvin 1-0-0 0.

INDIVIDUAL RECEIVING

STAN: Jon Ritchie 5-37, Damon Dunn 4-63, Brian Manning 3-42, Andre Kirwan 3-35, Greg Clark 3-30, Mike Mitchell 2-(-11), Marlon Evans 1-26, Troy Walters 1-9, Adam Salina 1-7. **MSU**: Derrick Mason 4-43, Octavis Long 2-46, Nigea Carter 2-34, Sedrick Irvin 2-0, Dwayne Payne 1-12, Garrett Gould 1-10, Josh Keur 1-6.



1997 ALOHA BOWL

DEC. 25, 1997 HONOLULU, HAWAII ATT: 44,598					
	1	2	3	4	F
WASHINGTON	14	17	13	7	51
MSU	7	3	7	6	23

Aloha Bowl MVP Rashaan Shehee rushed for 193 yards and scored twice to lead No. 21 Washington to a 51-23 victory over No. 25 Michigan State. The Huskies jumped out to a 14-0 lead on Shehee's 33-yard run and a 15-yard pass from Brock Huard to Fred Coleman. Michigan State put together a six-play, 73-yard drive to pull to within a touchdown as Gari Scott scored on a 12-yard strike from Todd Schultz. Washington moved out to a 24-7 lead on Huard's second TD toss to Coleman, a 22-yarder, and a 41-yard field goal from Nick Lentz. Tony Parrish returned an interception 56 yards to give the Huskies a 31-10 halftime lead. Washington opened the second half with an 11-play, 80-yard drive with Shehee scoring on a 15-yard run. Leroy McFadden's 59-yard kickoff return set up MSU's second touchdown, a 28-yard pass from Schultz to Scott with 8:11 left in the third quarter. Mike Reed's 64-yard TD run on a fake punt and Lester Towns' 66-yard interception return put the Huskies on top 51-17. The Spartans reached the end zone again with just two seconds left in the game as Bill Burke lofted a 21-yard TD pass to Lavelle Richardson. Washington produced 477 total yards, including 298 on the ground, while limiting Michigan State to a season-low 47 yards rushing. The Huskies' 51 points marked the most ever allowed by the Spartans in a bowl game.

SCORING SUMMARY

First Quarter

UW – Rashaan Shehee 33-yard run (Nick Lentz kick), 13:57 left. Drive: 2 plays, 32 yards, TOP 0:52. **UW** – Fred Coleman 15-yard pass from Brock Huard (Nick Lentz kick), 8:47 left. Drive: 9 plays, 70 yards, TOP 3:35. **MSU** – Gari Scott 12-yard pass from Todd Schultz (Paul Edinger kick), 4:19 left. Drive: 6 plays, 73 yards, TOP 2:16.

Second Quarter

UW – Fred Coleman 22-yard pass from Brock Huard (Nick Lentz kick), 14:16 left. Drive: 11 plays, 80 yards, TOP 5:03. **UW** – Nick Lentz 41-yard field goal, 4:41 left. Drive: 13 plays, 57 yards, TOP 6:21. **MSU** – FG Paul Edinger 43-yard field goal, 1:50 left. Drive: 8 plays, 50 yards, TOP 2:51. **UW** – Tony Parrish 56-yard interception return (Nick Lentz kick), 0:18 left.

Third Quarter

UW – Rashaan Shehee 15-yard run (Nick Lentz kick), 9:10 left. Drive: 11 plays, 80 yards, TOP 5:50. **MSU** – Gari Scott 28-yard pass from Todd Schultz (Paul Edinger kick), 8:11 left. Drive: 3 plays, 28 yards, TOP 0:59. **UW** – Mike Reed 64-yard run (kick failed), 5:47 left. Drive: 6 plays, 75 yards, TOP 2:24.

Fourth Quarter

UW – Lester Towns 66-yard interception return (Nick Lentz kick), 10:02 left. **MSU** – Lavelle Richardson 21-yard pass from Bill Burke (kick failed), 0:02 left. Drive: 4 plays, 35 yards, TOP 0:55

TEAM STATISTICS

	UW	MSU
First Downs	23	15
Rushes-Yards	43-298	29-47
Passing Yards	179	296
Total Offense	73-477	64-343
Punt Returns (No-Yds)	2-7	4-70
KO Returns (No-Yds)	1-25	8-217
Passes (Att-Comp-Int)	30-18-0	35-20-3
Punts-Average	6-39.8	3-30.0
Fumbles-Lost	2-1	6-2
Penalties-Yards	13-126	4-28

INDIVIDUAL RUSHING

UW: Rashaan Shehee 29-193, Mike Reed 2-70, Maurice Shaw 6-34, Jason Harris 1-5, Marques Tuiasosopo 1-5, Brock Huard 4-(-9). **MSU**: Sedrick Irvin 15-59, Leroy McFadden 2-10, Marc Renaud 6-5, Bill Burke 1-(-3), Todd Schultz 5-(-24).

INDIVIDUAL PASSING

UW: Brock Huard 30-18-0 179. **MSU**: Todd Schultz 24-14-3 220, Bill Burke 10-6-0 76.

INDIVIDUAL RECEIVING

UW: Fred Coleman 5-68, Rashaan Shehee 5-8, Jerome Pathon 4-54, Cameron Cleeland 3-46, Mike Reed 1-3. **MSU**: Gari Scott 5-114, Lavelle Richardson 3-42, Octavis Long 3-36, Kyle Rance 2-33, Marc Renaud 2-24, Damien Hiram 1-24, Demont Smith 1-9, Sedrick Irvin 1-7, Leroy McFadden 1-6, Travis Reece 1-1.

2000 CITRUS BOWL

JAN. 1, 2000 ORLANDO, FLA. ATT: 62,011					
	1	2	3	4	F
MSU	3	17	6	11	37
FLORIDA	7	14	6	7	34

Paul Edinger kicked a 39-yard field goal as time expired to give No. 9 Michigan State a 37-34 victory over No. 10 Florida in the 2000 Florida Citrus Bowl. It marked Michigan State's first New Year's Day bowl victory since the 1988 Rose Bowl and it ended a four-game losing streak in postseason play. There were five lead changes in the contest. The Spartans opened the scoring as an eight-play, 36-yard drive resulted in a 46-yard field goal by Edinger. Florida took a 7-3 lead as Travis Taylor scored on a 12-yard toss from Doug Johnson. Michigan State jumped out to a 17-7 lead in the second quarter on Bill Burke's 37-yard TD strike to Plaxico Burress and a 24-yard fumble return by T.J. Turner. The Gators pulled to within 17-14 on Johnson's 8-yard TD pass to Taylor. Edinger's second field goal, a 20-yarder, gave the Spartans a 20-14 lead, but Johnson scored on a 1-yard sneak to put Florida ahead at the half, 21-20. Burke directed a 10-play, 84-yard drive late in the third quarter, hooking up with Burress for a 21-yard scoring pass as MSU grabbed a 26-21 lead. Florida built a 34-26 lead on Johnson's third TD pass to Taylor, a 39-yarder, and Rob Gillespie's 2-yard TD run. Michigan State rallied to tie the score at 34 early in the fourth quarter as Burke found Burress alone in the end zone for a 30-yard completion and hit Gari Scott for the two-point conversion. Lloyd Clemons' 8-yard run on third-and-2 set up Edinger's game-winning kick from the Florida 22.

SCORING SUMMARY

First Quarter

MSU – Paul Edinger 46-yard field goal, 4:41 left. Drive: 8 plays, 36 yards, TOP 3:04. **UF** – Travis Taylor 12-yard pass from Doug Johnson (Jeff Chandler kick), 0:58 left. Drive: 8 plays, 80 yards, TOP 3:43.

Second Quarter

MSU – Plaxico Burress 37-yard pass from Bill Burke (Paul Edinger kick), 13:24 left. Drive: 6 plays, 72 yards, TOP 2:34. **UF** – T.J. Turner 24-yard fumble return (Paul Edinger kick), 12:44 left. **UF** – Travis Taylor 8-yard pass from Doug Johnson (Jeff Chandler kick), 8:12 left. Drive: 11 plays, 83 yards, TOP 4:32. **MSU** – Paul Edinger 20-yard field goal, 3:09 left. Drive: 11 plays, 65 yards, TOP 5:03. **UF** – Doug Johnson 1-yard run (Jeff Chandler kick), 0:33 left. Drive: 11 plays, 80 yards, TOP 2:36.

Third Quarter

MSU – Plaxico Burress 21-yard pass from Bill Burke (pass failed), 1:10 left. Drive: 10 plays, 84 yards, TOP 3:16. **UF** – Travis Taylor 39-yard pass from Doug Johnson (pass failed), 0:03 left. Drive: 5 plays, 53 yards, TOP 1:07.

Fourth Quarter

UF – Rob Gillespie 2-yard run (Jeff Chandler kick), 13:27 left. Drive: 6 plays, 37 yards, TOP 1:16. **MSU** – Plaxico Burress 30-yard pass from Bill Burke (Gari Scott pass from Bill Burke), 10:46 left. Drive: 6 plays, 78 yards, TOP 2:41. **MSU** – Paul Edinger 39-yard field goal, 0:00 left. Drive: 6 plays, 33 yards, TOP 1:35.

TEAM STATISTICS

	MSU	UF
First Downs	25	27
Rushes-Yards	40-143	30-67
Passing Yards	257	300
Total Offense	75-400	81-367
Punt Returns (No-Yds)	1-13	0-0
KO Returns (No-Yds)	6-132	6-118
Passes (Att-Comp-Int)	35-21-2	51-25-0
Punts-Average	3-43.3	6-35.5
Fumbles-Lost	3-1	4-2
Penalties-Yards	7-80	10-100

INDIVIDUAL RUSHING

MSU: Lloyd Clemons 20-105, T.J. Duckett 14-77, Dawan Moss 1-0, Bill Burke 5-(-39). **UF**: Rob Gillespie 15-74, Bo Carroll 5-14, Reche Caldwell 1-13, Travis Taylor 1-6, Rob Roberts 1-(-1), Doug Johnson 7-(-39).

INDIVIDUAL PASSING

MSU: Bill Burke 35-21-2 257. **UF**: Doug Johnson 50-24-0 288, Darrell Jackson 1-1-0 12.

INDIVIDUAL RECEIVING

MSU: Plaxico Burress 13-185, Chris Baker 2-21, Little John Flowers 2-(-2), Lavelle Richardson 1-18, Dawan Moss 1-16, Gari Scott 1-10, T.J. Duckett 1-9. **UF**: Travis Taylor 11-156, Darrell Jackson 5-61, Alex Willis 4-53, Rob Gillespie 3-13, Doug Johnson 1-12, Erron Kinney 1-5.



SPARTAN BOWL HISTORY

2001 SILICON VALLEY FOOTBALL CLASSIC

DEC. 31, 2001 SAN JOSE, CALIF. ATT: 30,456					
	1	2	3	4	F
MSU	17	20	0	7	44
FRESNO STATE	14	7	7	7	35

Jeff Smoker threw for a career-high 376 yards and three touchdowns, including two scoring strikes to Charles Rogers, to lead Michigan State to a 44-35 victory over No. 20 Fresno State in the 2001 Silicon Valley Football Classic. It took Fresno State 59 seconds to put its first touchdown on the scoreboard, a 5-yard TD toss from David Carr to Stephen Spach. MSU tied the game at 7 on Smoker's 72-yard bomb to Rogers with 6:16 left in the first quarter. The Spartans scored again 22 seconds later to take a 14-7 lead as Monquiz Wedlow recovered a mishandled snap in the end zone. The Bulldogs pulled even at 14 on Carr's 36-yard TD pass to Rodney Wright. MSU built a 24-14 lead on Dave Rayner's 41-yard field goal and T.J. Duckett's 5-yard TD run. Fresno State cut its deficit to 24-21 as Carr again hooked up with Wright, this time for a 79-yard scoring play. MSU responded by scoring 13-straight points to build a 37-21 halftime lead, thanks to Duckett's 39-yard TD run and Smoker's 69-yard TD throw to Rogers. Midway through the third quarter, Fresno State cut its deficit to 37-28 on a 2-yard TD run by Paris Gaines. A blocked punt set up Fresno State's final score, a 15-yard screen pass from Carr to Gaines, as the Bulldogs rallied to within two at 37-35 with 6:04 remaining. The Spartans clinched the game with a seven-play, 77-yard drive that resulted in Smoker's third TD pass, a 5-yard toss to Ivory McCoy with 1:59 left.

SCORING SUMMARY

First Quarter

FS – Stephen Spach 5-yard pass from David Carr (Asen Asparuhov kick), 14:01 left. Drive: 4 plays, 63 yards, TOP 0:59. **MSU** – Charles Rogers 72-yard pass from Jeff Smoker (Dave Rayner kick), 6:16 left. Drive: 1 play, 72 yards, TOP 0:10. **MSU** – Monquiz Wedlow recovers David Carr fumble in end zone (Dave Rayner kick), 5:54 left. **FS** – Rodney Wright 36-yard pass from David Carr (Asen Asparuhov kick), 3:20 left. Drive: 5 plays, 80 yards, TOP 2:34. **MSU** – Dave Rayner 41-yard field goal, 0:05 left. Drive: 7 plays, 59 yards, TOP 3:15.

Second Quarter

MSU – T.J. Duckett 5-yard run (Dave Rayner kick), 8:53 left. Drive: 10 plays, 82 yards, TOP 4:17. **FS** – Rodney Wright 79-yard pass from David Carr (Asen Asparuhov kick), 7:47 left. 3 plays, 83 yards, TOP 1:06. **MSU** – T.J. Duckett 39-yard run (Dave Rayner kick), 5:05 left. Drive: 6 plays, 62 yards, TOP 2:42. **MSU** – Charles Rogers 69-yard pass from Jeff Smoker (Dave Rayner kick failed), 3:05 left. Drive: 1 play, 69 yards, TOP 0:11.

Third Quarter

FS – Paris Gaines 2-yard run (Asen Asparuhov kick), 6:54 left. Drive: 11 plays, 82 yards, TOP 3:50.

Fourth Quarter

FS – Paris Gaines 15-yard pass from David Carr (Asen Asparuhov kick), 6:04 left. Drive: 3 plays, 15 yards, TOP 0:48. **MSU** – Ivory McCoy 5-yard pass from Jeff Smoker (Dave Rayner kick), 1:59 left. Drive: 7 plays, 77 yards, TOP 4:05.

TEAM STATISTICS

	MSU	FS
First Downs	23	25
Rushes-Yards	42-210	22-29
Passing Yards	376	531
Passes (Att-Comp-Int)	32-22-1	58-35-2
Total Offense	74-586	80-560
Fumbles-Lost	1-0	2-1
Penalties-Yards	8-64	6-30
Punts-Average	6-38.7	5-39.6
Punt Returns (No-Yds)	2-3	3-27
KO Returns (No-Yds)	5-108	6-115

INDIVIDUAL RUSHING

MSU: T.J. Duckett 27-184, Jeff Smoker 9-17, Little John Flowers 5-11, Team 1-(-2). **FS**: Paris Gaines 10-26, Rodney Wright 2-19, Therrian Fontenot 2-17, Josh Levi 1-6, Team 1-(-6), Bernard Berrian 1-(-10), David Carr 5-(-23).

INDIVIDUAL PASSING

MSU: Jeff Smoker 32-22-1 376. **FS**: David Carr 56-35-2 531, Team 2-0-0 0.

INDIVIDUAL RECEIVING

MSU: Charles Rogers 10-270, Herb Haygood 5-49, Chris Baker 4-44, Ivory McCoy 2-10, BJ Lovett 1-3. **FS**: Rodney Wright 13-299, Bernard Berrian 9-94, Charles Smith 5-77, Paris Gaines 2-18, Alec Greco 2-15, Deandre Gilbert 1-15, David Shabaglian 1-11, Stephen Spach 1-5, Marque Davis 1-(-3).

2003 ALAMO BOWL

DEC. 29, 2003 SAN ANTONIO, TEXAS ATT: 56,226					
	1	2	3	4	F
MSU	3	0	0	0	3
NEBRASKA	3	14	0	0	17

Cory Ross rushed for a career-high 138 yards and two scores to lead No. 22 Nebraska to a 17-3 victory over Michigan State in the 2003 MasterCard Alamo Bowl. Ross carried the ball seven times for 37 yards on Nebraska's opening drive to set up David Dyches' 29-yard field goal as the Cornhuskers took a 3-0 lead with 8:19 left in the first quarter. Michigan State answered with a 10-play, 48-yard drive, with Jeff Smoker completing 5-of-6 passes for 43 yards, and pulled even on a 46-yard field goal by Dave Rayner with 3:53 remaining in the first quarter. Jammal Lord's 58-yard completion to Isaiah Fluellen early in the second quarter gave the Cornhuskers first-and-goal at the MSU 6. Two plays later, Ross scored on a 2-yard run as Nebraska jumped out to a 10-3 lead with 13:17 left in the first half. Late in the second quarter, Lord broke free for a 66-yard gain to the MSU 14. Two plays later, Ross raced 6 yards for a touchdown as the Cornhuskers built a 17-3 lead with 3:20 to play in the first half. The Spartan defense bounced back in the second half, allowing only 106 total yards while holding Nebraska scoreless. Michigan State's offense came to life midway through the fourth quarter. Smoker completed five-straight passes for 39 yards and Tyrell Dortch gained 16 yards on two running plays as the Spartans marched to the Cornhusker 17. After a personal-foul penalty pushed the Spartans back 15 yards, Pat Ricketts ended the scoring threat when he picked off Smoker's throw intended for Aaron Alexander at the Nebraska 24. The Cornhuskers limited Michigan State to a season-low 174 total yards – nearly 210 yards below its season average. Nebraska sacked Smoker five times for 37 yards and forced three interceptions.

SCORING SUMMARY

First Quarter

NEB – David Dyches 29-yard field goal, 8:19 left. Drive: 11 plays, 47 yards, TOP 4:23. **MSU** – Dave Rayner 46-yard field goal, 3:53 left. Drive: 10 plays, 48 yards, TOP 4:26

Second Quarter

NEB – Cory Ross 2-yard run (David Dyches kick), 13:17 left. Drive: 3 plays, 64 yards, TOP 0:56. **NEB** – Cory Ross 6-yard run (David Dyches kick), 3:20 left. Drive: 3 plays, 80 yards, TOP 0:49.

TEAM STATISTICS

	MSU	NEB
First Downs	13	20
Rushes-Yards	23-18	54-229
Passing Yards	156	160
Passes	39-21-3	17-8-0
Total Offense	62-174	71-389
Return Yards	3	30
Fumbles-Lost	0-0	1-0
Penalties-Yards	5-53	8-69
Punts-Avg.	8-46.4	7-42.9
Time of Possession	29:31	30:29

INDIVIDUAL RUSHING

MSU: Tyrell Dortch 9-31, Jaren Hayes 6-13, Jeff Smoker 8-(-26). **NEB**: Cory Ross 37-138, Jammal Lord 10-79, Steve Kriewald 2-10, Judd Davies 2-4, Isaiah Fluellen 1-3, Team 2-(-5).

INDIVIDUAL PASSING

MSU: Jeff Smoker 39-21-3 156. **NEB**: Jammal Lord 17-8-0 160.

INDIVIDUAL RECEIVING

MSU: Aaron Alexander 8-63, Kyle Brown 4-41, Agim Shabaj 4-31, Jerramy Scott 1-18, Eric Knott 1-10, Ziehl Kavanaght 1-8, Jaren Hayes 1-(-6), Tyrell Dortch 1-(-9). **NEB**: Isaiah Fluellen 4-84, Ross Pilkington 3-70, Dusty Keiser 1-6.



2007 CHAMPS SPORTS BOWL

DEC. 28, 2007 ORLANDO, FLA. ATT: 46,554					
	1	2	3	4	F
BOSTON COLLEGE	7	7	3	7	24
MSU	7	3	3	8	21

Matt Ryan completed 22-of-47 passes for 249 yards and three scores to lead No. 14 Boston College to a 24-21 victory over Michigan State in the 2007 Champs Sports Bowl. The Eagle defense forced five turnovers, including two interceptions by All-American Jamie Silva. Michigan State started the game with a bang, as Devin Thomas returned the opening kickoff 79 yards to the BC 18. Three plays later, Kellen Davis scored on an 18-yard strike from Brian Hoyer as the Spartans jumped out to a 7-0 lead. A fumble inside the MSU 20 set up BC's first score, a 1-yard toss from Ryan to Jon Loyte that tied the game at 7 with 36 seconds left in the first quarter. Boston College took the lead for good on its next possession as a 10-play, 70-yard drive resulted in Ryan's second TD pass, a 29-yarder to Rich Gunnell, with 8:54 remaining in the second quarter. Late in the first half, Michigan State caught a break as Johnny Ayers shanked a 12-yard punt that went out of bounds at the BC 30. Three plays netted only 8 yards and the Spartans had to settle for a 39-yard field goal from Brett Swenson to pull to within 14-10. On its opening possession of the third quarter, Michigan State put together an 11-play, 54-yard drive that resulted in Swenson's 23-yard field goal and cut its deficit to 14-13. Boston College answered on its next series as Steve Aponavicius capped an 11-play, 69-yard drive with a 28-yard field goal to extend its lead to 17-13. Ryan's 68-yard bomb to Gunnell early in the fourth quarter gave the Eagles a 24-13 lead. Midway through the fourth quarter, Greg Jones sacked Ryan and forced a fumble that Oren Wilson recovered at the BC 37. Three plays later, Hoyer hooked up with Deon Curry for a 14-yard scoring pass as the Spartans rallied to within 24-21 with 6:04 left in the game. Michigan State got the ball back twice in the closing minutes but failed to enter BC territory. The Spartans outgained Boston College in total yards, 303-276. MSU's Javon Ringer rushed 21 times for 101 yards against the nation's top-ranked rushing defense.

SCORING SUMMARY

First Quarter

MSU – Kellen Davis 18-yard pass from Brian Hoyer (Brett Swenson kick), 13:23 left. Drive: 3 plays, 18 yards, TOP 1:37. BC – Jon Loyte 1-yard pass from Matt Ryan (Steve Aponavicius kick), 0:36 left. Drive: 4 plays, 11 yards, TOP: 1:51

Second Quarter

BC – Rich Gunnell 29-yard pass from Matt Ryan (Steve Aponavicius kick), 8:54 left. Drive: 10 plays, 70 yards, TOP 3:31. MSU – Brett Swenson 39-yard field goal, 2:17 left. Drive: 4 plays, 8 yards, TOP 1:39

Third Quarter

MSU – Brett Swenson 23-yard field goal, 8:21 left. Drive: 11 plays, 54 yards, TOP 5:40. BC – Steve Aponavicius 28-yard field goal, 5:10 left. Drive: 11 plays, 69 yards, TOP 3:11.

Fourth Quarter

BC – Rich Gunnell 68-yard pass from Matt Ryan (Steve Aponavicius kick), 9:21 left. Drive: 3 plays, 80 yards, TOP 1:04. MSU – Deon Curry 14-yard pass from Brian Hoyer (Kellen Davis pass from Brian Hoyer), 6:04 left. Drive: 3 plays, 37 yards, TOP 0:32

TEAM STATISTICS

	BC	MSU
First Downs	17	18
Rushes-Yards	30-27	39-172
Passing Yards	249	131
Passes	22-47-1	14-36-4
Total Offense	77-276	75-303
Punts-Avg.	9-41.7	6-42.0
Fumbles-Lost	2-1	3-1
Penalties-Yards	4-22	1-15
Possession Time	27:47	32:13

INDIVIDUAL RUSHING

BC: Andre Callender 12-33; L.V. Whitworth 7-19; James McCluskey 1-1; Team 1-(-2); Matt Ryan 9-(-24). MSU: Javon Ringer 21-101; Jehuu Caulcrick 15-59; Brian Hoyer 2-8; Kellen Davis 1-4.

INDIVIDUAL PASSING

BC: Matt Ryan 47-22-1 249. MSU: Brian Hoyer 36-14-4 131.

INDIVIDUAL RECEIVING

BC: Rich Gunnell 6-138; Andre Callender 4-15; Brandon Robinson 3-19; Justin Jarvis 2-24; Ryan Purvis 2-18; Clarence Megwa 1-17; James McCluskey 1-9; Kevin Challenger 1-6; L.V. Whitworth 1-2; Jon Loyte 1-1. MSU: Kellen Davis 4-38; Devin Thomas 4-34; Deon Curry 2-25; Javon Ringer 1-17; Jehuu Caulcrick 1-6; Mark Dell 1-6; A.J. Jimmerson 1-5.

2009 CAPITAL ONE BOWL

JAN. 1, 2009 ORLANDO, FLA. ATT: 59,681					
	1	2	3	4	F
GEORGIA	3	0	14	7	24
MSU	3	3	0	6	12

Matthew Stafford completed 20-of-31 throws for 250 yards and three touchdowns to lead No. 16 Georgia to a 24-12 victory over No. 19 Michigan State in the 2009 Capital One Bowl. Michigan State took the opening kickoff and drove the ball to the Georgia 39-yard line, but Dwayne Holmes was stopped short of a first down on a fake punt. The Bulldogs responded with an eight-play, 48-yard drive of their own and took a 3-0 lead on Blair Walsh's 32-yard field goal with 9:26 left in the first quarter. Georgia's second possession resulted in a turnover, as Kendell Davis-Clark returned his first career interception 24 yards to set up Brett Swenson's 20-yard field goal that tied the score at 3 with 4:50 to play in the opening quarter. The Spartans forced two turnovers in the first quarter but managed to produce only a field goal. Late in the first half, another Georgia miscue – a mishandled snap by punter Brian Mimbs – gave the Spartans great field position at the UGA 40. However, Michigan State had to settle for a 32-yard field goal from Swenson and a 6-3 halftime lead after Brian Hoyer was sacked by Jarius Wynn for a 5-yard loss on a third-and-6 play from the Bulldog 10. Georgia's offense came to life in the second half, as Stafford connected on 14-of-17 passes for 179 yards and three scores. Stafford capped off a 10-play, 96-yard drive with a 35-yard TD strike to Michael Moore as the Bulldogs took the lead for good at 10-6 with 3:31 remaining in the third quarter. Prince Miller's 38-yard punt return plus a 15-yard personal-foul penalty set up Stafford's second scoring pass, a 21-yarder to Aron White with 0:09 to play in the third quarter to build a 17-6 advantage. Early in the fourth quarter, Michigan State pulled to within 17-12 as Javon Ringer finished off a 10-play, 54-yard drive with a 1-yard plunge for his school-record 22nd TD run of the season. Georgia answered with an 11-play, 67-yard drive and iced the game on Stafford's 21-yard TD toss to Knowshon Moreno, who made the grab over Greg Jones at the front corner of the end zone. The Bulldog defense held Michigan State to a season-low 236 total yards, including just 31 yards on 34 rushing attempts.

SCORING SUMMARY

First Quarter

UGA – Blair Walsh 32-yard field goal, 9:26 left. Drive: 8 plays, 48 yards, TOP 2:39. MSU – Brett Swenson 20-yard field goal, 4:50 left. Drive: 4 plays, 3 yards, TOP 1:25.

Second Quarter

MSU – Brett Swenson 32-yard field goal, 2:14 left. Drive: 10 plays, 24 yards, TOP 4:45.

Third Quarter

UGA – Michael Moore 35-yard pass from Matthew Stafford (Blair Walsh kick), 3:31 left. Drive: 10 plays, 96 yards, TOP 5:51. UGA – Aron White 21-yard pass from Matthew Stafford (Blair Walsh kick), 0:09 left. Drive: 1 play, 21 yards, TOP 0:06.

Fourth Quarter

MSU – Javon Ringer 1-yard run (pass failed), 8:50 left. Drive: 10 plays, 54 yards, TOP 2:20. UGA – Knowshon Moreno 21-yard pass from Matthew Stafford (Blair Walsh kick), 3:43 left. Drive: 11 plays, 67 yards, TOP 5:03.

TEAM STATISTICS

	UGA	MSU
First Downs	19	16
Rushes-Yards	33-81	34-31
Passing Yards	250	205
Passes	31-20-1	39-22-1
Total Offense	64-331	73-236
Punts-Avg.	5-47.4	5-38.0
Fumbles-Lost	1-1	1-0
Penalties-Yards	7-53	5-50
Possession Time	30:00	30:00

INDIVIDUAL RUSHING

UGA: Knowshon Moreno 23-62, Matthew Stafford 6-9, Brian Mimbs 1-8, A.J. Green 1-6, Team 2-(-4). MSU: Javon Ringer 20-47, Brian Hoyer 8-3, Dwayne Holmes 1-2, Keshawn Martin 2-(-3), Team 2-(-8).

INDIVIDUAL PASSING

UGA: Matthew Stafford 31-20-1 250. MSU: Brian Hoyer 34-18-1 169, Kirk Cousins 5-4-0 36.

INDIVIDUAL RECEIVING

UGA: Michael Moore 6-97, Knowshon Moreno 6-63, Kris Durham 3-32, Aron White 1-21, A.J. Green 1-12, Caleb King 1-11, Mohamed Massaquoi 1-10, Demiko Goodman 1-4. MSU: B.J. Cunningham 6-52, Mark Dell 5-61, Blair White 4-31, Javon Ringer 3-30, Andrew Hawken 1-14, Garrett Celek 1-8, Josh Rouse 1-5, Jeff McPherson 1-4.



SPARTAN BOWL HISTORY

2010 VALERO ALAMO BOWL

JAN. 2, 2010 SAN ANTONIO, TEXAS ATT: 64,757					
	1	2	3	4	F
MSU	7	7	14	3	31
TEXAS TECH	7	13	7	14	41

Steven Sheffield came off the bench to complete 9-of-11 passes for 88 yards and direct two fourth-quarter scoring drives as Texas Tech rallied from a four-point deficit for a 41-31 victory over Michigan State in the 2010 Valero Alamo Bowl. There were four lead changes in the second half as the teams combined for 72 points and 975 total yards. Texas Tech jumped out to a 7-0 lead as Baron Batch capped a nine-play, 61-yard drive with a 3-yard touchdown run with 8:00 left in the first quarter. The Spartans tied the score at 7 on Edwin Baker's 46-yard TD run with 3:47 remaining in the first quarter. Early in the second quarter, the Red Raiders built a 17-7 lead on Matt Williams' 21-yard field goal and Taylor Potts' 2-yard TD toss to Lyle Leong. MSU responded with a quick strike, as Kirk Cousins hooked up with Keshawn Martin for a 48-yard scoring play with 8:06 left in the first half. A 38-yard field goal by Williams gave Texas Tech a 20-14 halftime lead. The Red Raiders' Eric Stephens fumbled the second-half kickoff and Brett Swenson recovered the ball at the Texas Tech 26. Five plays later, Keith Nichol scored his first career rushing TD on a 7-yard keeper up the middle as MSU took its first lead at 21-20. Midway through the third quarter, Texas Tech put together a nine-play, 92-yard drive and regained the lead at 27-21 on a 14-yard TD pass from Potts to Jacoby Franks. An 18-yard completion from punter Aaron Bates to Charlie Gantt on a fourth-and-5 play set up Martin's 8-yard TD strike to Blair White as MSU took a 28-27 lead with 1:18 left in the third quarter. Baker's 26-yard run early in the fourth quarter led to a 44-yard field goal by Swenson as the Spartans extended their lead to 31-27. Sheffield finished off an eight-play, 77-yard drive with an 11-yard TD pass to Detron Lewis as Texas Tech took the lead for good at 34-31 with 5:03 remaining in the game. MSU's next possession resulted in a turnover, as Franklin Mitchem intercepted Cousins' pass intended for Martin at the Spartan 35. Nine plays later, Batch iced the game with his 13-yard TD gallop.

SCORING SUMMARY

First Quarter

TT – Baron Batch 3-yard run (Matt Williams kick), 8:00 left. Drive: 9 plays, 61 yards, TOP 3:43. MSU – Edwin Baker 46-yard run (Brett Swenson kick), 3:47 left. Drive: 2 plays, 65 yards, TOP 0:36.

Second Quarter

TT – Matt Williams 21-yard field goal, 14:11 left. Drive: 11 plays, 70 yards, TOP 4:36. TT – Lyle Leong 2-yard pass from Taylor Potts (Matt Williams kick), 11:01 left. Drive: 4 plays, 52 yards, TOP 2:00. MSU – Keshawn Martin 48-yard pass from Kirk Cousins (Brett Swenson kick), 8:06 left. Drive: 6 plays, 77 yards, TOP 2:55. TT – Matt Williams 38-yard field goal, 0:20 left. Drive: 9 plays, 37 yards, TOP 2:28.

Third Quarter

MSU – Keith Nichol 7-yard run (Brett Swenson kick), 12:15 left. Drive: 5 plays, 26 yards, TOP 2:45. TT – Jacoby Franks 14-yard pass from Taylor Potts (Matt Williams kick), 6:32 left. Drive: 9 plays, 92 yards, TOP 3:05. MSU – Blair White 8-yard pass from Keshawn Martin (Brett Swenson kick), 1:18 left. Drive: 6 plays, 80 yards, TOP 2:19.

Fourth Quarter

MSU – Brett Swenson 44-yard field goal, 8:05 left. Drive: 11 plays, 47 yards, TOP 5:36. TT – Detron Lewis 11-yard pass from Steven Sheffield (Matt Williams kick), 5:03 left. Drive: 8 plays, 77 yards, TOP 3:02. TT – Baron Batch 13-yard run (Matt Williams kick), 2:08 left. Drive: 9 plays, 35 yards, TOP 2:11.

TEAM STATISTICS

	MSU	TT
First Downs	13	31
Rushes-Yards	32-148	31-119
Passing Yards	248	460
Passes	30-16-2	54-38-1
Total Offense	62-396	85-579
Punts-Avg.	4-45.2	2-44.5
Fumbles-Lost	1-0	2-1
Penalties-Yards	5-55	9-60
Possession Time	28:27	31:33

INDIVIDUAL RUSHING

MSU: Edwin Baker 12-97, Larry Caper 11-25, Kirk Cousins 5-18, Keith Nichol 1-7, Keshawn Martin 2-3, Team 1-(-2). TT: Baron Batch 22-100, Eric Stephens 4-31, Harrison Jeffers 1-4, Team 2-(-3), Steven Sheffield 1-(-5), Taylor Potts 1-(-8).

INDIVIDUAL PASSING

MSU: Kirk Cousins 27-13-2 220, Keshawn Martin 2-2-0 10, Aaron Bates 1-1-0 18. TT: Taylor Potts 43-29-1 372, Steven Sheffield 11-9-0 88.

INDIVIDUAL RECEIVING

MSU: Blair White 6-114, Keshawn Martin 4-86, Charlie Gantt 2-34, Keith Nichol 2-11, Kirk Cousins 1-2, Edwin Baker 1-1. TT: Detron Lewis 10-114, Tramain Swindall 7-49, Baron Batch 6-85, Austin Zouzalik 3-75, Lyle Leong 3-58, Eric Stephens 3-33, Jacoby Franks 2-19, Alex Torres 2-15, Harrison Jeffers 2-12.

2011 CAPITAL ONE BOWL

JAN. 1, 2011 ORLANDO, FLA. ATT: 61,519					
	1	2	3	4	F
ALABAMA	7	21	14	7	49
MSU	0	0	0	7	7

Mark Ingram and Eddie Lacy combined to rush for 145 yards and four touchdowns to lead No. 15 Alabama to a 49-7 victory over No. 7 Michigan State in the 2011 Capital One Bowl. Alabama scored on its first four possessions to build a 28-0 halftime lead. The Crimson Tide took the opening kickoff and drove 79 yards in 11 plays and jumped out to a 7-0 lead on Ingram's 1-yard TD run. On its opening series, Michigan State drove to the Alabama 24 but on a third-and-18 play, Kirk Cousins' pass attempt was intercepted by Robert Lester. Trent Richardson capped off an eight-play, 62-yard drive with an 8-yard TD run with 14:33 left in the second quarter. Trailing 14-0, a 28-yard completion from Cousins to Brian Linthicum gave MSU a first-and-goal at the Crimson Tide 7. Facing third-and-goal from the 8-yard line, Cousins fumbled while being sacked by Courtney Upshaw as the play resulted in a 30-yard loss and took the Spartans out of field-goal range. Ingram reached paydirt on a 6-yard run and Julio Jones scored on a 35-yard reverse around left end as Alabama took a 28-0 lead to the locker room. Greg McElroy hooked up with Marquis Maze for a 37-yard scoring play and Lacy added TD runs of 12 and 62 yards as the Crimson Tide built a 49-0 lead. The Spartans avoided a shutout as Bennie Fowler scored on a 49-yard pass from Keith Nichol with 5:45 remaining in the fourth quarter. Alabama limited MSU to a season-low 171 total yards – nearly 236 yards below its regular-season average. Upshaw recorded five tackles with three resulting in losses (29 yards), including two sacks, to earn game MVP honors.

SCORING SUMMARY

First Quarter

ALA – Mark Ingram 1-yard run (Jeremy Shelley kick), 8:20 left. Drive: 13 plays, 79 yards, TOP 6:40.

Second Quarter

ALA – Trent Richardson 8-yard run (Jeremy Shelley kick), 14:33 left. Drive: 8 plays, 62 yards, TOP 2:48. ALA – Mark Ingram 6-yard run (Jeremy Shelley kick), 6:46 left. Drive: 7 plays, 80 yards, TOP 2:22. ALA – Julio Jones 35-yard run (Jeremy Shelley kick), 3:50 left. Drive: 3 plays, 44 yards, TOP 1:20.

Third Quarter

ALA – Marquis Maze 37-yard pass from Greg McElroy (Jeremy Shelley kick), 12:00 left. Drive: 4 plays, 79 yards, TOP 1:23. ALA – Eddie Lacy 12-yard run (Jeremy Shelley kick), 1:09 left. Drive: 10 plays, 58 yards, TOP 5:00.

Fourth Quarter

ALA – Eddie Lacy 62-yard run (Jeremy Shelley kick), 8:58 left. Drive: 3 plays, 84 yards, TOP 1:19. MSU – Bennie Fowler 49-yard pass from Keith Nichol (Dan Conroy kick), 5:45 left. Drive: 7 plays, 69 yards, TOP 3:05.

TEAM STATISTICS

	ALA	MSU
First Downs	25	12
Rushes-Yards	44-275	28-(-48)
Passing Yards	271	219
Passes	23-19-0	29-14-1
Total Offense	67-546	57-171
Punts-Avg.	2-39.5	7-43.4
Fumbles-Lost	1-0	2-0
Penalties-Yards	3-25	8-45
Possession Time	32:22	27:38

INDIVIDUAL RUSHING

ALA: Eddie Lacy 5-86, Mark Ingram 12-59, Trent Richardson 10-42, Julio Jones 2-36, Demetrius Goode 10-36, Darius Hanks 1-6, Greg McElroy 1-4, A.J. McCarron 1-4, Jalston Fowler 1-3, Team 1-(-1). MSU: Edwin Baker 12-14, Le'Veon Bell 4-13, Larry Caper 1-1, Keshawn Martin 4-0, Andrew Maxwell 1-(-8), Team 1-(-12), Kirk Cousins 5-(-56).

INDIVIDUAL PASSING

ALA: Greg McElroy 17-13-0 220, A.J. McCarron 6-6-0 51. MSU: Kirk Cousins 18-10-1 120, Andrew Maxwell 6-2-0 43, Keith Nichol 5-2-0 56.

INDIVIDUAL RECEIVING

ALA: Marquis Maze 4-77, Dial Preston 4-55, Julio Jones 3-49, Brad Smelley 2-20, Mark Ingram 1-30, Demetrius Goode 1-17, Trent Richardson 1-12, Earl Alexander 1-7, Michael Williams 1-3, Chris Underwood 1-1. MSU: Keshawn Martin 3-41, Keith Nichol 3-22, Bennie Fowler 2-56, Charlie Gantt 2-40, Mark Dell 2-27, Brian Linthicum 1-28, Larry Caper 1-5.



2012 OUTBACK BOWL

JAN. 2, 2012 TAMPA, FLA. ATT: 49,429								
	1	2	3	4	O1	O2	O3	F
MSU	0	0	14	13	0	3	3	33
GEORGIA	2	14	0	11	0	3	0	30

Dan Conroy converted a 28-yard field goal in the third overtime and Anthony Rashad White blocked Blair Walsh's 47-yard field-goal attempt to give No. 12 Michigan State a 33-30 victory over No. 18 Georgia in the 2012 Outback Bowl. The Spartans rallied from a 16-0 halftime deficit to snap a five-game bowl losing streak. Georgia jumped out to a 16-0 lead as Brandon Boykin tackled Keshawn Martin for a 2-yard loss and a safety on MSU's first play from scrimmage, Aaron Murray hit Tavarres King for an 80-yard touchdown, and Boykin returned a punt 92 yards for a touchdown. The Spartan defense helped set the tone in the second half, as Georgia's first possession ended with Darqueze Dennard's interception at the Bulldog 48. Nine plays later, Le'Veon Bell scored on an 8-yard run around right end, and with Kirk Cousins' 2-point pass to Brian Linthicum, the Spartans had cut Georgia's lead in half at 16-8. Late in the third quarter, Dennard returned his second interception 38 yards for a touchdown as MSU pulled to within 16-14. Trailing 19-14 early in the fourth quarter, Cousins' 50-yard completion to Linthicum set up his 7-yard TD strike to Keith Nichol on a third-and-goal play. The Bulldogs responded with a five-play, 81-yard drive to take a 27-20 lead on Murray's 13-yard TD toss to Boykin. Down seven with 1:55 remaining and no timeouts, Cousins engineered a 10-play, 85-yard drive, as the Spartans rallied to send the game into overtime on Bell's 1-yard TD run with 14 seconds left in regulation. Cousins accounted for 84 of MSU's 85 yards on the scoring drive, connecting on 6-of-8 passes for 64 yards and scrambling for another 20 yards. After a scoreless first overtime, the teams traded field goals in the second overtime.

SCORING SUMMARY

First Quarter

UGA – Brandon Boykin safety, 12:07 left.

Second Quarter

UGA – Tavarres King 80-yard pass from Aaron Murray (Blair Walsh kick), 3:06 left. Drive: 1 play, 80 yards, TOP: 0:12. UGA – Brandon Boykin 92-yard punt return (Blair Walsh kick), 1:39 left.

Third Quarter

MSU – Le'Veon Bell 8-yard run (Brian Linthicum pass from Kirk Cousins), 7:52 left. Drive: 9 plays, 48 yards, TOP: 2:47. MSU – Darqueze Dennard 38-yard interception return (Kirk Cousins pass failed), 1:47 left.

Fourth Quarter

UGA – Blair Walsh 32-yard field goal, 9:58 left. Drive: 4 plays, -3 yards, TOP: 1:23. MSU – Keith Nichol 7-yard pass from Kirk Cousins (Kirk Cousins pass failed), 8:22 left. Drive: 4 plays, 59 yards, TOP: 1:36. UGA – Brandon Boykin 13-yard pass from Aaron Murray (Malcom Mitchell pass from Aaron Murray), 6:44 left. Drive: 5 plays, 81 yards, TOP: 1:38. MSU – Le'Veon Bell 1-yard run (Dan Conroy kick), 0:14 left. Drive: 10 plays, 85 yards, TOP: 1:41.

Overtime

UGA – Blair Walsh 47-yard field goal. Drive: 4 plays, -5 yards. MSU – Dan Conroy 35-yard field goal. Drive: 4 plays, 7 yards. MSU – Dan Conroy 28-yard field goal. Drive: 7 plays, 14 yards.

TEAM STATISTICS

	MSU	UGA
First Downs	15	15
Rushes-Yards	29-73	39-51
Passing Yards	318	288
Passes	51-28-3	32-20-2
Total Offense	80-391	71-339
Punts-Avg.	8-50.1	7-43.7
Fumbles-Lost	0-0	1-1
Penalties-Yards	8-50	5-15
Possession Time	28:26	31:34

INDIVIDUAL RUSHING

MSU: Le'Veon Bell 17-48, Kirk Cousins 4-23, Edwin Baker 6-10, Keshawn Martin 2-(-8). UGA: Ken Malcome 12-51, Brandon Boykin 2-8, Isaiah Crowell 3-3, Brandon Smith 2-3, Richard Samuel 9-0, Carlton Thomas 2-0, Team 1-(-1), Aaron Murray 8-(-13).

INDIVIDUAL PASSING

MSU: Kirk Cousins 50-27-3 300, Keshawn Martin 1-1-0 18. UGA: Aaron Murray 32-20-2 288.

INDIVIDUAL RECEIVING

MSU: Brian Linthicum 7-115, B.J. Cunningham 7-66, Le'Veon Bell 5-39, Keith Nichol 4-53, Keshawn Martin 4-35, Todd Anderson 1-10. UGA: Malcom Mitchell 7-51, Tavarres King 6-205, Brandon Boykin 1-13, Marlon Brown 1-6, Ken Malcome 1-6, Isaiah Crowell 1-4, Michael Bennett 1-4, Orson Charles 1-2, Aaron Murray 1-(-3).

2012 BUFFALO WILD WINGS BOWL

DEC. 29, 2012 TEMPE, ARIZ. ATT: 44,617					
	1	2	3	4	F
TCU	7	6	0	3	16
MSU	0	0	7	10	17

Dan Conroy hit a game-winning 47-yard field goal with 1:01 remaining in the fourth quarter as Michigan State defeated TCU, 17-16, in the 2012 Buffalo Wild Wings Bowl. Le'Veon Bell led all players with 145 yards rushing on 32 carries, including a 4-yard touchdown run, and was named the Offensive Player of the Game. William Gholston earned Defensive Player of the Game honors after leading MSU with a season-high nine tackles, including a 5-yard sack. TCU jumped out to a 7-0 lead as Matthew Tucker capped a nine-play, 73-yard drive with a 4-yard TD run with 5:45 left in the first quarter. The Horned Frogs added to their lead after Jared Oberkrom connected on field goals of 47 and 31 yards in the second quarter. Michigan State got on the board with 34 seconds left in the third quarter as Connor Cook capped MSU's longest touchdown drive of the season and longest in bowl history (14 plays, 90 yards) with his first career TD pass, a 15-yard strike to Aaron Burbridge. Trailing 13-7 midway through the fourth quarter, the Spartans took advantage of a crucial TCU turnover as RJ Williamson recovered a fumbled punt return by Skye Dawson at the TCU 4-yard line. Two plays later, Bell scored on a 4-yard run, giving MSU a 14-13 lead with 7:00 remaining. TCU regained the lead, 16-14, on Oberkrom's 53-yard field goal with 2:42 left in the game, but Cook led MSU on an eight-play, 45-yard scoring drive capped by Conroy's 47-yard field goal with just over a minute remaining. On the ensuing possession, the Spartans held the Horned Frogs without a first down to seal the 17-16 win.

SCORING SUMMARY

First Quarter

TCU – Matthew Tucker 4-yard run (Jaden Oberkrom kick), 5:45 left. Drive: 9 plays, 73 yards, TOP: 4:31.

Second Quarter

TCU – Jaden Oberkrom 47-yard field goal, 13:25 left. Drive: 7 plays, 50 yards, TOP: 3:47. TCU – Jaden Oberkrom 31-yard field goal, 8:18 left. Drive: 7 plays, 83 yards, TOP: 2:55.

Third Quarter

MSU – Aaron Burbridge 15-yard pass from Connor Cook (Dan Conroy kick), 0:34 left. Drive: 14 plays, 90 yards, TOP: 6:34.

Fourth Quarter

MSU – Le'Veon Bell 4-yard run (Dan Conroy kick), 7:00 left. Drive: 2 plays, 4 yards, TOP: 0:13. TCU – Jaden Oberkrom 53-yard field goal, 2:42 left. Drive: 6 plays, 28 yards, 1:44. MSU – Dan Conroy 47-yard field goal, 1:01 left. Drive: 8 plays, 45 yards, 1:41.

TEAM STATISTICS

	TCU	MSU
First Downs	13	13
Rushes-Yards	30-87	42-123
Passing Yards	201	104
Passes	29-13-1	27-11-0
Total Offense	59-288	69-227
Punts-Avg.	7-39.3	11-43.7
Fumbles-Lost	1-1	1-0
Penalties-Yards	5-39	7-72
Possession Time	26:57	33:03

INDIVIDUAL RUSHING

TCU: Trevone Boykin 13-37, Matthew Tucker 8-28, B.J. Catalan 7-20, Skye Dawson 1-2, Team 1-0; MSU: Le'Veon Bell 32-145, Connor Cook 3-0, Nick Hill 1-(-1), Team 1-(-2), Andrew Maxwell 5-(-19).

INDIVIDUAL PASSING

TCU: Trevone Boykin 29-13-1 201; MSU: Andrew Maxwell 15-6-0 28, Connor Cook 11-4-0 47, Le'Veon Bell 1-1-0 29.

RECEIVING

TCU: Josh Boyce 5-91, LaDarius Brown 2-34, Brandon Carter 2-11, Matthew Tucker 2-0; MSU: Dion Sims 3-24, Aaron Burbridge 3-22, Le'Veon Bell 2-13, TyQuan Hammock 1-29, Tony Lippett 1-12, Keith Mumphery 1-4.



SPARTAN BOWL HISTORY

2014 ROSE BOWL

JAN. 1, 2014 PASADENA, CALIF. ATT: 95,173					
	1	2	3	4	F
STANFORD	10	7	0	3	20
MSU	0	14	3	7	24

Fourth-ranked Michigan State won its first Rose Bowl in 26 years and fourth in program history with a 24-20 comeback victory over fifth-ranked and defending Rose Bowl Champion Stanford in the 100th Rose Bowl Game. Connor Cook, who completed 22-of-36 passes for a 332 yards to earn Offensive MVP honors, hit Tony Lippett with the game-winning, 25-yard touchdown pass with 13:22 left in the fourth quarter that put Michigan State on top, 24-17. Stanford scored on the game's opening drive as Tyler Gaffney's 16-yard touchdown run capped a seven-play, 77-yard drive for the Cardinal. Jordan Williamson's 34-yard field goal with 1:40 left in the first quarter extended Stanford's lead to 10-0. The Spartans got on the board with 10:45 on the clock in the second quarter as Jeremy Langford's 2-yard TD run cut MSU's deficit to 10-7. Stanford pushed its advantage back to 10 points at 17-7 on a Kevin Anderson 40-yard interception return for a touchdown with 2:07 remaining in the second, but the Spartans quickly responded with a seven-play, 75-yard touchdown drive that concluded with a 2-yard pass from Connor Cook to Trevon Pendleton just 28 seconds before halftime. MSU tied the score at 17 on Michael Geiger's 31-yard field goal with 12:56 left in the third quarter. A 19-yard punt return by Macgarrett Kings Jr. late in the third quarter gave Michigan State great field position on the Cardinal 27-yard line, and the Spartans took advantage as Cook found Lippett for a 25-yard TD pass on a third-and-8 play early in the fourth. Stanford trimmed the margin to 24-20 on a 39-yard field goal by Williamson with 4:15 remaining. The Cardinal got the ball one last time on its own 25-yard line with 3:06 to play, but couldn't convert a first down, as Kyler Elsworth sealed the victory for MSU by leaping over the pile at the line of scrimmage and stopping fullback Ryan Hewitt on fourth-and-1. Elsworth, who collected four tackles including 1.5 for losses in his first career start at linebacker, was named the Rose Bowl Game Defensive MVP.

SCORING SUMMARY

First Quarter

STAN – Tyler Gaffney 16-yard run (Jordan Williamson kick), 11:16 left. Drive: 7 plays, 77 yards, TOP: 3:44. **STAN** – Jordan Williamson 34-yard field goal, 1:40 left. Drive: 7 plays, 69 yards, TOP: 2:41.

Second Quarter

MSU – Jeremy Langford 2-yard run (Michael Geiger kick), 10:45 left. Drive: 13 plays, 75 yards, TOP: 5:55. **STAN** – Kevin Anderson 40-yard interception return (Jordan Williamson kick), 2:07 left. **MSU** – Trevon Pendleton 2-yard pass from Connor Cook (Michael Geiger kick), 0:28 left. Drive: 7 plays, 75 yards, TOP: 1:39.

Third Quarter

MSU – Michael Geiger 31-yard field goal, 12:56 left. Drive: 6 plays, 61 yards, TOP: 2:04.

Fourth Quarter

MSU – Tony Lippett 25-yard pass from Connor Cook, 13:22 left. Drive: 3 plays, 27 yards, TOP: 1:28. **STAN** – Jordan Williamson 39-yard field goal, 4:15 left. Drive: 9 plays, 50 yards, TOP: 4:46.

TEAM STATISTICS

	STAN	MSU
First Downs	11	21
Rushes-Yards	36-162	35-65
Passing Yards	143	332
Passes	18-10-1	36-22-1
Total Offense	54-305	71-397
Punts-Avg.	5-49.8	6-45.5
Fumbles-Lost	2-0	1-1
Penalties-Yards	8-55	4-35
Possession Time	28:49	31:11

INDIVIDUAL RUSHING

STAN: Tyler Gaffney 24-91, Kevin Hogan 8-41, Michael Rector 1-27, Ricky Seale 1-4, Ryan Hewitt 1-0, Team 1-(-1); **MSU:** Jeremy Langford 23-84, Macgarrett Kings Jr. 2-7, Bennie Fowler 1-(-5), Team 3-(-6), Connor Cook 6-(-15).

INDIVIDUAL PASSING

STAN: Kevin Hogan 18-10-1 143; **MSU:** Connor Cook 36-22-1 332.

RECEIVING

STAN: Ty Montgomery 3-21, Michael Rector 2-44, Devon Cajuste 1-51, Barry Sanders 1-11, Ryan Hewitt 1-11, Anthony Wilkerson 1-7, Tyler Gaffney 1-(-2); **MSU:** Tony Lippett 5-94, Jeremy Langford 5-17, Macgarrett Kings Jr. 4-52, Bennie Fowler 2-97, Trevon Pendleton 2-21, Keith Mumphery 1-20, Andrew Gleichert 1-17, Josiah Price 1-9, Jamal Lyles 1-5.

2015 COTTON BOWL

JAN. 1, 2015 ARLINGTON, TEXAS ATT: 71,464					
	1	2	3	4	F
MSU	14	0	7	21	42
BAYLOR	14	10	17	0	41

Michigan State (No. 7 AP, No. 8 CFP) staged its biggest comeback in bowl history with a thrilling 42-41 victory over Baylor (No. 4 AP, No. 5 CFP) in the 2015 Cotton Bowl Classic at AT&T Stadium. The game was the highest-scoring Cotton Bowl ever. Down 20 points entering the fourth quarter, 41-21, the Spartans outscored the Bears 21-0 in the final 15 minutes, including the game-winning touchdown on a 10-yard pass from Connor Cook to Keith Mumphery with just 17 seconds remaining. MSU extended its school-record bowl winning streak to four games, which also tied a Big Ten record. Cook completed 24-of-42 throws for 314 yards, two touchdowns and two interceptions. Jeremy Langford extended his school-record streak to 10 straight 100-yard rushing games, with 27 carries for 162 yards, marking the third-highest single-game rushing total by a Spartan in a bowl game. He also tied a career high and a Spartan bowl record with three rushing TDs. Langford's career-long 65-yard run off left tackle on the third play from scrimmage set up his first rushing TD of game, a 2-yard score just 2:33 into the game. Baylor quickly responded on a 49-yard pass from Bryce Petty to KD Cannon to tie the game midway through the first. The teams traded TDs again in the first quarter as R.J. Shelton scored on an 11-yard run at the 5:06 mark and Jay Lee connected with Corey Coleman on a 53-yard scoring strike at the 2:32 mark. The Bears took a 24-14 lead into halftime after Petty rushed for a 1-yard TD and Chris Callahan made a 25-yard field goal in the second quarter. Baylor pushed its lead to 34-14 early in the third as Petty again found Cannon on a deep scoring pass, this time for 74 yards, just 28 seconds into the second half, and Callahan kicked a 46-yard field goal with 11:23 remaining. The Spartans got back on the board as Langford scored his second rushing TD of the game (2 yards) at the 6:50 mark, but the Bears went back up by 20 on Petty's 18-yard TD pass to offensive lineman LaQuan McGowan with 4:03 left to make it 41-21. The Spartans started their comeback in the fourth when Cook hooked up with Josiah Price for an 8-yard TD pass less than three minutes into the quarter. Langford cut the Spartan deficit to 41-35 on a 1-yard rush with 4:55 left in the game. With Baylor still leading 41-35 and just over a minute remaining, Callahan lined up for a 43-yard field goal – and essentially the win – but Marcus Rush blocked the kick, and RJ Williamson scooped up the ball and ran 36 yards down the Spartan sideline to the Baylor 45, setting up MSU's game-winning TD drive. Cook completed a key fourth-and-10 pass to Tony Lippett for 17 yards that kept the drive alive with 33 seconds left, then found Mumphery in the back of the end zone on third-and-goal with 17 seconds left to tie the game at 41. Michael Geiger followed the TD by making his sixth point-after attempt to give the Spartans a 42-41 lead. With one final chance to win the game, Baylor was sacked twice on its last drive before Riley Bullough iced the victory on a diving interception with just two seconds remaining.

SCORING SUMMARY

First Quarter

MSU – Jeremy Langford 2-yard run (Michael Geiger kick), 12:27 left. Drive: 6 plays, 75 yards, TOP: 2:33. **BU** – KD Cannon 49-yard pass from Bryce Petty (Chris Callahan kick), 8:56 left. Drive: 10 plays, 93 yards, TOP: 3:28. **MSU** – R.J. Shelton 11-yard run (Michael Geiger kick), 5:06 left. Drive: 7 plays, 60 yards, TOP: 3:42. **BU** – Corey Coleman 53-yard pass from Jay Lee (Chris Callahan kick), 2:32 left. Drive: 3 plays, 65 yards, TOP: 0:35.

Second Quarter

BU – Bryce Petty 1-yard run (Chris Callahan kick), 8:13 left. Drive: 10 plays, 73 yards, TOP: 2:50. **BU** – Chris Callahan 25-yard field goal, 3:14 left. Drive: 6 plays, 77 yards, TOP: 1:48.

Third Quarter

BU – KD Cannon 74-yard pass from Bryce Petty (Chris Callahan kick), 14:32 left. Drive: 2 plays, 76 yards, TOP: 0:19. **BU** – Chris Callahan 46-yard field goal, 11:23 left. Drive: 7 plays, 19 yards, 1:58. **MSU** – Jeremy Langford 2-yard run (Michael Geiger kick), 6:50 left. Drive: 9 plays, 63 yards, TOP: 4:26. **BU** – LaQuan McGowan 18-yard pass from Bryce Petty (Chris Callahan kick), 4:03 left. Drive: 7 plays, 75 yards, TOP: 2:47.

Fourth Quarter

MSU – Josiah Price 8-yard pass from Connor Cook (Michael Geiger kick), 12:09 left. Drive: 5 plays, 71 yards, TOP: 2:09. **MSU** – Jeremy Langford 1-yard run (Michael Geiger kick), 4:55 left. Drive: 9 plays, 60 yards, TOP: 4:20. **MSU** – Keith Mumphery 10-yard pass from Connor Cook (Michael Geiger kick), 0:17 left. Drive: 8 plays, 45 yards, 0:48.

TEAM STATISTICS

	MSU	BU
First Downs	29	25
Rushes-Yards	46-238	22-(-20)
Passing Yards	314	603
Passes	42-24-2	52-37-1
Total Offense	88-552	74-583
Punts-Avg.	3-39.7	1-48.0
Fumbles-Lost	1-0	1-0
Penalties-Yards	7-75	11-105
Possession Time	36:42	23:18

INDIVIDUAL RUSHING

MSU: Jeremy Langford 27-162, Nick Hill 7-26, Tony Lippett 1-19, Connor Cook 6-11, R.J. Shelton 2-11, Michael Geiger 1-6, Macgarrett Kings 1-4 Team 1-(-1); **BU:** Shock Linwood 11-26, Johnny Jefferson 2-(-2), Devin Chafin 1-(-2), Team 1-(-6), Bryce Petty 7-(-36).

INDIVIDUAL PASSING

MSU: Connor Cook 42-24-2 314; **BU:** Bryce Petty 51-36-1 550, Jay Lee 1-1-0 53.

RECEIVING

MSU: Tony Lippett 5-74, Keith Mumphery 4-87, Aaron Burbridge 4-57, Josiah Price 3-27, Macgarrett Kings 3-19, Jeremy Langford 2-7, Jamal Lyles 1-21, R.J. Shelton 1-17, Deltan Williams 1-5; **BU:** Antwan Goodley 9-93, KD Cannon 8-197, Corey Coleman 7-150, Levi Norwood 6-64, Jay Lee 2-37, Clay Fuller 2-25, LaQuan McGowan 1-18, Shock Linwood 1-14, Tre'Von Armstead 1-5.



2015 CFP SEMIFINAL AT COTTON BOWL

DEC. 31, 2015 ARLINGTON, TEXAS ATT: 82,812					
	1	2	3	4	F
MSU	0	0	0	0	0
ALABAMA	0	10	21	7	38

Alabama quarterback Jake Coker completed 25-of-30 passes for 286 yards and two touchdowns to lead the second-ranked Crimson Tide past No. 3 Michigan State, 38-0, in the College Football Playoff Semifinal at the Cotton Bowl Classic on New Year's Eve. Alabama advanced to the CFP National Championship with the victory and defeated No. 1 Clemson, 45-40, on Jan. 11, 2016, in Glendale, Arizona, to win its fourth national title in nine seasons. The Crimson Tide and Spartans were scoreless after the first period, but Alabama broke the stalemate as Heisman Trophy winner Derrick Henry scored on a 1-yard touchdown with 5:36 remaining in the half. Henry's TD was set up by a 50-yard pass from Coker to Calvin Ridley. Alabama went up 10-0 on Adam Griffith's 47-yard field goal at the 1:25 mark in the second quarter. Right before the half, the Spartans drove 63 yards to the Alabama 12-yard line, but Cyrus Jones intercepted Connor Cook's pass at the 1-yard line to halt MSU's scoring threat. The Crimson Tide scored three touchdowns in the third quarter to extend their lead to 31-0 and added a fourth quarter score to make the final 38-0. Ridley caught a 6-yard touchdown pass from Coker at the 10:36 mark in the third, followed by Jones' 57-yard punt return seven minutes later to make it 24-0. Coker connected with Ridley on another 50-yard pass, this time for a touchdown, with 2:20 left in the third. Ridley finished with eight receptions for 138 yards and two TD catches. Henry's 11-yard touchdown run midway through the fourth quarter concluded the game's scoring. With an 18-yard completion to Josiah Price in the third quarter, Cook became MSU's all-time leader in passing yards. Cook finished the game 19-of-39 passing for 210 yards, no touchdowns and two interceptions. The Spartans were shut out for the first time since falling 14-0 at Michigan on Oct. 21, 2000, a span of 195 games.

SCORING SUMMARY

Second Quarter

UA – Derrick Henry 1-yard run (Adam Griffith kick), 5:36 left. Drive: 6 plays, 80 yards, TOP: 2:38. **UA** – Adam Griffith 47-yard field goal, 1:25 left. Drive: 7 plays, 43 yards, TOP: 2:39.

Third Quarter

UA – Calvin Ridley 6-yard pass from Jake Coker (Adam Griffith kick), 10:36 left. Drive: 9 plays, 75 yards, TOP: 4:24. **UA** – Cyrus Jones 57-yard punt return (Adam Griffith kick), 3:24 left. **UA** – Calvin Ridley 50-yard pass from Jake Coker (Adam Griffith kick), 2:20 left. Drive: 1 play, 50 yards, TOP: 0:09.

Fourth Quarter

UA – Derrick Henry 11-yard run (Adam Griffith kick), 7:52 left. Drive: 3 plays, 69 yards, TOP: 1:38.

TEAM STATISTICS

	MSU	UA
First Downs	16	21
Rushes-Yards	26-29	35-154
Passing Yards	210	286
Passes	39-19-2	31-25-0
Total Offense	65-239	66-440
Punts-Avg.	9-45.7	6-46.5
Fumbles-Lost	2-0	2-0
Penalties-Yards	6-33	6-69
Possession Time	27:04	32:56

INDIVIDUAL RUSHING

MSU: Damion Terry 1-14, Madre London 5-11, LJ Scott 6-8, Aaron Burbridge 3-8, Gerald Holmes 2-6, Delton Williams 2-6, Connor Cook 7-(-24); **UA:** Derrick Henry 20-75, Kenyan Drake 4-60, Bo Scarbrough 3-17, ArDarius Stewart 1-7, Damien Harris 1-2, Team 1-(-1), Jake Coker 5-(-6).

INDIVIDUAL PASSING

MSU: Connor Cook 39-19-2 210; **UA:** Jake Coker 30-25-0 286; Cooper Bateman 1-0-0 0.

RECEIVING

MSU: Aaron Burbridge 5-39, Josiah Price 4-39, Macgarrett Kings Jr. 2-27, R.J. Shelton 2-19, Gerald Holmes 2-10, Felton Davis III 1-28, DeAnthony Arnett 1-21, Paul Lang 1-17, Madre London 1-10; **UA:** Calvin Ridley 8-138, ArDarius Stewart 7-37, O.J. Howard 3-59, Richard Mullaney 3-53, Kenyan Drake 3-5, Derrick Henry 1-(-6).

2017 HOLIDAY BOWL

DEC. 28, 2017 SAN DIEGO, CALIF. ATT: 47,092					
	1	2	3	4	F
WASHINGTON STATE	3	0	7	7	17
MSU	0	21	14	7	42

Michigan State (No. 16 CFP, No. 18 AP) scored 35 consecutive points and tied a school bowl record with 21 points in the second quarter as the Spartans dominated Washington State (No. 18 CFP, No. 21 AP) in the 40th annual San Diego County Credit Union Holiday Bowl, 42-17, at SDCCU Stadium. Sophomore quarterback Brian Lewerke tied a Spartan single-game bowl record with three touchdown passes, including a 15-yard strike to Cody White and a 49-yard bomb to Felton Davis III in the second quarter to put MSU on top, 14-3, after WSU opened the game's scoring with a 45-yard field goal by Erik Powell in the first. The Spartans scored their third TD of the second quarter on LJ Scott's 3-yard run with 29 seconds left in the half to go up, 21-3. In the third quarter, White caught his second TD pass of the game from Lewerke, a 10-yarder, on a ball that was tipped in the end zone. Following a Chris Frey fumble recovery, the Spartans scored on their fifth straight touchdown drive as Damion Terry ran it in from 6 yards out with 5:08 to go in the third. Washington State cut the lead to 35-17 on two Tay Martin touchdown receptions (2:06 mark in third quarter; 8:26 mark in fourth quarter), but Scott iced the game with his 28-yard TD run with 6:14 left in the game. Scott finished with 110 yards rushing and two touchdowns on 18 carries, while Davis III had four receptions for 118 yards. Lewerke, who completed 13-of-21 passes for 213 yards and three TDs, finished with 286 yards of total offense after rushing for a Spartan QB bowl record 73 yards and was named the Offensive MVP. Frey was awarded the Holiday Bowl Defensive MVP after tying for the team lead with six tackles and also recovering a fumble. Michigan State's 25-point win over Washington State was its largest margin of victory in a bowl game. The win gave Mark Dantonio his 100th victory as head coach of the Spartans.

SCORING SUMMARY

First Quarter

WSU – Erik Powell 45-yard field goal, 5:45 left. Drive: 14 plays, 64 yards, TOP: 6:05.

Second Quarter

MSU – Cody White 15-yard pass from Brian Lewerke (Matt Coghlin kick). Drive: 16 plays, 81 yards, TOP: 9:24. **MSU** – Felton Davis III 49-yard pass from Brian Lewerke (Matt Coghlin kick). Drive: 4 plays, 63 yards, TOP: 2:03. **MSU** – LJ Scott 3-yard run (Matt Coghlin kick). Drive: 6 plays, 68 yards, TOP: 2:43.

Third Quarter

MSU – Cody White 10-yard pass from Brian Lewerke (Matt Coghlin kick). Drive: 10 plays, 67 yards, TOP: 4:26. **MSU** – Damion Terry 6-yard run (Matt Coghlin kick). Drive: 7 plays, 27 yards, TOP: 3:47. **WSU** – Tay Martin 14-yard pass from Tyler Hilinski (Erik Powell kick). Drive: 7 plays, 80 yards, TOP: 2:57.

Fourth Quarter

WSU – Tay Martin 15-yard pass from Tyler Hilinski (Erik Powell kick). Drive: 4 plays, 46 yards, TOP: 2:11. **MSU** – LJ Scott 28-yard run (Matt Coghlin kick). Drive: 4 plays, 46 yards, TOP: 2:11.

TEAM STATISTICS

	WSU	MSU
First Downs	17	25
Rushes-Yards	8-24	48-227
Passing Yards	272	213
Passes	50-39-1	22-13-1
Total Offense	58-296	70-440
Punts-Avg.	4-37.8	2-40.5
Fumbles-Lost	2-1	0-0
Penalties-Yards	4-46	6-50
Possession Time	23:18	36:42

INDIVIDUAL RUSHING

WSU: James Williams 3-14, Tyler Hilinski 5-10; **MSU:** LJ Scott 18-110, Brian Lewerke 14-73, Damion Terry 4-21, Madre London 4-17, Cody White 1-9, Gerald Holmes 6-2, Trishton Jackson 1-(-5).

INDIVIDUAL PASSING

WSU: Tyler Hilinski 50-39-1 272; **MSU:** Brian Lewerke 21-13-0 213, Damion Terry 1-0-1 0.

RECEIVING

WSU: James Williams 10-65, Kyle Sweet 8-52, Tay Martin 7-51, Dezmon Patmon 4-38, Jamal Morrow 4-27, Renard Ball 4-13, Jamire Calvin 1-19, Brandon Arconado 1-7; **MSU:** Felton Davis III 4-118, Cody White 3-41, LJ Scott 2-26, Darrell Stewart 2-15, Matt Sokol 1-12, Hunter Rison 1-1.



SPARTAN BOWL HISTORY

MSU / INDIVIDUAL SINGLE-GAME BOWL HIGHS

RUSHING ATTEMPTS

41	Blake Ezor (179 yards) vs. Hawaii, 1989 Aloha
35	Lorenzo White (113) vs. Southern Cal, 1988 Rose
33	Blake Ezor (146) vs. Georgia, 1989 Gator
33	Lorenzo White (158) vs. Georgia Tech, 1985 All-American
32	Le'Veon Bell (145) vs. TCU, 2012 Buffalo Wild Wings

RUSHING YARDS

184	T.J. Duckett (27 rushes) vs. Fresno State, 2001 Silicon Valley
179	Blake Ezor (41) vs. Hawaii, 1989 Aloha
162	Jeremy Langford (27) vs. Baylor, 2015 Cotton
158	Lorenzo White (33) vs. Georgia Tech, 1985 All-American
146	Blake Ezor (33) vs. Georgia, 1989 Gator

RUSHING TOUCHDOWNS

3	Jeremy Langford vs. Baylor, 2015 Cotton
3	Blake Ezor vs. Hawaii, 1989 Aloha
2	Four times (last: LJ Scott vs. Washington State, 2017 Holiday)

PASSES ATTEMPTED

50	Kirk Cousins (27 comp.) vs. Georgia, 2012 Outback
44	Tony Banks (22) vs. Louisiana State, 1995 Independence
42	Connor Cook (24) vs. Baylor, 2015 Cotton
39	Connor Cook (19) vs. Alabama, 2015 Cotton
39	Jeff Smoker (21) vs. Nebraska, 2003 Alamo
36	Connor Cook (22) vs. Stanford, 2014 Rose

PASSES COMPLETED

27	Kirk Cousins (50 attempts) vs. Georgia, 2012 Outback
24	Connor Cook (42) vs. Baylor, 2015 Cotton
22	Connor Cook (36) vs. Stanford, 2014 Rose
22	Jeff Smoker (32) vs. Fresno State, 2001 Silicon Valley
22	Tony Banks (44) vs. Louisiana State, 1995 Independence

PASSING YARDS

376	Jeff Smoker vs. Fresno State, 2001 Silicon Valley
348	Tony Banks vs. Louisiana State, 1995 Independence
332	Connor Cook vs. Stanford, 2014 Rose
314	Connor Cook vs. Baylor, 2015 Cotton
300	Kirk Cousins vs. Georgia, 2012 Outback

PASSES HAD INTERCEPTED

4	Brian Hoyer vs. Boston College, 2007 Champs Sports
3	Kirk Cousins vs. Georgia, 2012 Outback
3	Jeff Smoker vs. Nebraska, 2003 Alamo
3	Todd Schultz vs. Washington, 1997 Aloha
3	Tony Banks vs. Louisiana State, 1995 Independence
3	Dave Yarema vs. Army, 1984 Cherry
3	Steve Juday vs. UCLA, 1966 Rose

TOUCHDOWN PASSES

3	Brian Lewerke vs. Washington State, 2017 Holiday
3	Jeff Smoker vs. Fresno State, 2001 Silicon Valley
3	Bill Burke vs. Florida, 2000 Florida Citrus
3	Bobby McAllister vs. Georgia, 1989 Gator

RECEPTIONS

13	Plaxico Burress (185 yards) vs. Florida, 2000 Florida Citrus
10	Charles Rogers (270) vs. Fresno State, 2001 Silicon Valley
9	Muhsin Muhammad (171) vs. Louisiana State, 1995 Independence
9	Andre Rison (252) vs. Georgia, 1989 Gator
8	Aaron Alexander (63) vs. Nebraska, 2003 Alamo

RECEIVING YARDS

270	Charles Rogers (10 catches) vs. Fresno State, 2001 Silicon Valley
252	Andre Rison (9) vs. Georgia, 1989 Gator
185	Plaxico Burress (13) vs. Florida, 2000 Florida Citrus
171	Muhsin Muhammad (9) vs. Louisiana State, 1995 Independence
118	Felton Davis III (4) vs. Washington State, 2017 Holiday

TOUCHDOWN RECEPTIONS

3	Plaxico Burress vs. Florida, 2000 Florida Citrus
3	Andre Rison vs. Georgia, 1989 Gator

PUNTS

11	Mike Sadler vs. TCU (481 yards), 2012 Buffalo Wild Wings
9	Jake Hartbarger vs. Alabama (411), 2015 Cotton
8	Mike Sadler vs. Georgia (401 yards), 2012 Outback
8	Paul Edinger vs. Stanford (377), 1996 Sun
8	Greg Montgomery vs. Southern Cal (377), 1988 Rose

PUNTING YARDS

481	Mike Sadler (11 punts) vs. TCU, 2012 Buffalo Wild Wings
411	Jake Hartbarger (9) vs. Alabama, 2015 Cotton
401	Mike Sadler (8) vs. Georgia, 2012 Buffalo Wild Wings
377	Paul Edinger (8) vs. Stanford, 1996 Sun
377	Greg Montgomery (8) vs. Southern Cal, 1988 Rose

PUNTING AVERAGE (MIN. 3 PUNTS)

55.8	Ralf Mojsiejenko (4-223) vs. Army, 1984 Cherry
50.7	John Langeloh (3-152) vs. Hawaii, 1989 Aloha
50.1	Mike Sadler (8-401) vs. Georgia, 2012 Outback
48.0	Brandon Fields (5-240) vs. Nebraska, 2003 Alamo
47.1	Paul Edinger (8-377) vs. Stanford, 1996 Sun
47.1	Greg Montgomery (8-377) vs. Southern Cal, 1988 Rose

PUNT RETURNS

5	Devin Thomas (8 yards) vs. Boston College, 2007 Champs Sports
4	Don Japinga (3) vs. UCLA, 1966 Rose
3	Macgarrett Kings Jr. (21) vs. Stanford, 2014 Rose
3	Sedrick Irvin (50) vs. Washington, 1997 Aloha
3	Bobby Morse (14) vs. Army, 1984 Cherry
3	Billy Wells (70) vs. UCLA, 1954 Rose

PUNT RETURN YARDS

70	Billy Wells (3 returns) vs. UCLA, 1954 Rose
50	Sedrick Irvin (3) vs. Washington, 1997 Aloha
26	Derrick Mason (2) vs. Louisiana State, 1995 Independence
21	Macgarrett Kings Jr. (3) vs. Stanford, 2014 Rose

KICKOFF RETURNS

6	Keshawn Martin (149 yards) vs. Texas Tech, 2010 Alamo
6	Herb Haygood (132) vs. Florida, 2000 Florida Citrus
5	Devin Thomas (178) vs. Boston College, 2007 Champs Sports
5	Herb Haygood (108) vs. Fresno State, 2001 Silicon Valley
4	Bennie Fowler (105) vs. Alabama, 2011 Capital One
4	Marc Renaud (41) vs. Washington, 1997 Aloha
4	Derrick Mason (132) vs. Louisiana State, 1995 Independence
4	Courtney Hawkins (81) vs. Georgia, 1989 Gator
4	Craig Johnson (56) vs. Southern California, 1988 Rose

KICKOFF RETURN YARDS

178	Devin Thomas (5 returns) vs. Boston College, 2007 Champs Sports
149	Keshawn Martin (6) vs. Texas Tech, 2010 Alamo
132	Herb Haygood (6) vs. Florida, 2000 Florida Citrus
132	Derrick Mason (4) vs. Louisiana State, 1995 Independence
108	Herb Haygood (5) vs. Fresno State, 2001 Silicon Valley

INTERCEPTIONS

2	Darqueze Dennard (38 yards) vs. Georgia, 2012 Outback
2	Mike Iaquaniello (21) vs. Southern Cal, 1990 Sun
2	Mike Iaquaniello (13) vs. Hawaii, 1989 Aloha
2	John Miller (4) vs. Southern California, 1988 Rose
2	John Matsock (67) vs. UCLA, 1954 Rose

INTERCEPTION RETURN YARDS

67	John Matsock vs. UCLA, 1954 Rose
38	Darqueze Dennard vs. Georgia, 2012 Outback
29	Isaiah Lewis vs. TCU, 2012 Buffalo Wild Wings
29	Tom McShannock vs. Auburn, 1938 Orange
24	Kendell Davis-Clark vs. Georgia, 2009 Capital One

FIELD GOALS MADE

3	Paul Edinger (46, 20, 39) vs. Florida, 2000 Florida Citrus
2	Dan Conroy (35, 28) vs. Georgia, 2012 Outback
2	Brett Swenson (20, 32) vs. Georgia, 2009 Capital One
2	Brett Swenson (39, 23) vs. Boston College, 2007 Champs Sports
2	John Langeloh (30, 34) vs. Hawaii, 1989 Aloha
2	John Langeloh (40, 36) vs. Southern Cal, 1988 Rose

SPARTAN BOWL HISTORY



FIELD GOALS ATTEMPTED

4	Paul Edinger (made 3) vs. Florida, 2000 Florida Citrus
3	Brett Swenson (2) vs. Georgia, 2009 Capital One
2	Seven times – last: Dan Conroy (made 2) vs. Georgia, 2012 Outback

TOTAL OFFENSE

393	Jeff Smoker (41 plays) vs. Fresno State, 2001 Silicon Valley
325	Connor Cook (48) vs. Baylor, 2015 Cotton
323	Kirk Cousins (54) vs. Georgia, 2012 Outback
320	Tony Banks (54) vs. Louisiana State, 1995 Independence
317	Connor Cook (42) vs. Stanford, 2014 Rose

ALL-PURPOSE YARDS

270	Charles Rogers vs. Fresno State, 2001 Silicon Valley
252	Andre Rison vs. Georgia, 1989 Gator
238	Keshawn Martin vs. Texas Tech, 2010 Alamo
232	Derrick Mason vs. Louisiana State, 1995 Independence
220	Devin Thomas vs. Boston College, 2007 Champs Sports

TACKLES

17	Percy Snow (15-2) vs. Southern Cal, 1988 Rose
16	Chuck Bullough (9-7) vs. Southern Cal, 1990 Sun
16	Shane Bullough (9-7) vs. Georgia Tech, 1985 All-American
16	Jim Morrissey (7-9) vs. Army, 1984 Cherry
15	Tim Moore (8-7) vs. Georgia Tech, 1985 All-American

TACKLES FOR LOSSES

5	William Gholston (16 yards) vs. Georgia, 2012 Outback
5	Julian Peterson (32) vs. Florida, 2000 Florida Citrus
4	Reggie Garnett (5) vs. Stanford, 1996 Sun

SACKS

3	Julian Peterson (30 yards) vs. Florida, 2000 Florida Citrus
2	William Gholston (10) vs. Georgia, 2012 Outback
2	Thomas Wright (19) vs. Florida, 2000 Florida Citrus
2	Rich Glover (17) vs. Louisville, 1993 Liberty

FUMBLES RECOVERED

3	Matt Vanderbeek vs. Hawaii, 1989 Aloha
---	--

EXTRA POINTS

6	Michael Geiger (6 att.) vs. Baylor, 2015 Cotton
5	Matt Coghlin (5 att.) vs. Washington State, 2017 Holiday
5	Dave Rayner (6 att.) vs. Fresno State, 2001 Silicon Valley
4	Brett Swenson (4) vs. Texas Tech, 2010 Alamo
4	Evan Slonac (4) vs. UCLA, 1954 Rose

EXTRA-POINT ATTEMPTS

6	Michael Geiger (6 made) vs. Baylor, 2015 Cotton
6	Dave Rayner (5 made) vs. Fresno State, 2001 Silicon Valley
5	Matt Coghlin (5 att.) vs. Washington State, 2017 Holiday

POINTS SCORED

18	Jeremy Langford vs. Baylor, 2015 Cotton
18	Plaxico Burress vs. Florida, 2000 Florida Citrus
18	Blake Ezor vs. Hawaii, 1989 Aloha
18	Andre Rison vs. Georgia, 1989 Gator



T.J. Duckett rushed for a Spartan bowl-record 184 yards vs. Fresno State in the 2001 Silicon Valley Football Classic, including a 39-yard touchdown run late in the first half.



Jeremy Langford tied a Spartan bowl record with three rushing touchdowns in the 2015 Cotton Bowl Classic victory over Baylor, and his 162 rushing yards were the third most by a Spartan in a bowl game. Langford tied Blake Ezor for the most rushing touchdowns in Spartan bowl history with four. Langford's 65-yard run on the third play from scrimmage against Baylor was the longest rush in MSU bowl history.

MSU / CAREER BOWL RECORDS

RUSHING

Rushing Attempts: 91, Lorenzo White (374 yards) in 1984 Cherry, '85 All-American, '88 Rose
Rushing Yards: 374, Lorenzo White (91 rushes) in 1984 Cherry, '85 All-American, '88 Rose
Rushing Touchdowns: 4 (Jeremy Langford in 2014 Rose, '15 Cotton; Blake Ezor in 1988 Rose, '89 Gator, '89 Aloha).

PASSING

Pass Attempts: 128, Connor Cook (69 completions) in 2012 Buffalo Wild Wings, '14 Rose, '15 Cotton, '15 CFP Semifinal at Cotton
Pass Completions: 69, Connor Cook (128 attempts) in 2012 Buffalo Wild Wings, '14 Rose, '15 Cotton, '15 CFP Semifinal at Cotton
Completion Percentage (Min. 30 Attempts): .606, Jeff Smoker (43 of 71) in 2001 Silicon Valley, '03 Alamo
Passes Had Intercepted: 6, Kirk Cousins in 2009 Capital One, '10 Alamo, '11 Capital One, '12 Outback
Passing Yards: 903, Connor Cook (69 of 128) in 2012 Buffalo Wild Wings, '14 Rose, '15 Cotton, '15 CFP Semifinal at Cotton
Touchdown Passes: 5, Connor Cook (69 of 129) in 2012 Buffalo Wild Wings, '14 Rose, '15 Cotton, '15 CFP Semifinal at Cotton

RECEIVING

Pass Receptions: 13, B.J. Cunningham (118 yards) in 2009 Capital One and '12 Outback; Plaxico Burress (185 yards) in 2000 Florida Citrus
Pass Receiving Yards: 361, Andre Rison (12 receptions) in 1985 All-American, '88 Rose, '89 Gator
Touchdown Receptions: 3, Plaxico Burress in 2000 Florida Citrus Bowl and Andre Rison in 1985 All-American, '88 Rose, '89 Gator

TOTAL OFFENSE

Total Offense Attempts: 147, Connor Cook (875 yards) in 2012 Buffalo Wild Wings, '14 Rose, '15 Cotton, '15 CFP Semifinal at Cotton
Total Offense Yards: 875, Connor Cook (147 attempts) in 2012 Buffalo Wild Wings, '14 Rose, '15 Cotton, '15 CFP Semifinal at Cotton

SCORING

Points: 25, John Langeloh (5 FGs, 10 PATs) in 1988 Rose, '89 Gator, '89 Aloha, '90 Sun
Touchdowns: 4 (Jeremy Langford in 2014 Rose, '15 Cotton; Blake Ezor in 1988 Rose, '89 Gator, '89 Aloha).
Extra Points: 10, John Langeloh (12 attempts) in 1988 Rose, '89 Gator, '89 Aloha, '90 Sun
Field Goals: 5, Brett Swenson (7 attempts) in 2007 Champs Sports, '09 Capital One, '10 Alamo; John Langeloh (6) in 1988 Rose, '89 Gator, '89 Aloha, '90 Sun

RETURNS

Interceptions: 4, Mike Iaquaniello (34 yards) in 1989 Aloha, '90 Sun
Interception Return Yards: 49, John Malsack (1 return) in 1954 Rose
Punt Returns: 5, Devin Thomas (8 yards) in 2007 Champs Sports
Punt Return Yards: 70, Billy Wells (3 returns) in 1954 Rose
Kickoff Returns: 11, Herb Haygood (240 yards) in 2000 Florida Citrus, '01 Silicon Valley
Kickoff Return Yards: 240, Herb Haygood (11 returns) in 2000 Florida Citrus, '01 Silicon Valley

ALL-PURPOSE YARDS

All-Purpose Yards: 369, Derrick Mason in 1993 Liberty, '95 Independence, '96 Sun

PUNTING

Punts: 25, Mike Sadler (1,155 yards) in 2012 Outback, '12 Buffalo Wild Wings, '14 Rose
Punting Average: 55.8, Ralf Mojsiejenko (4 for 223) in 1984 Cherry

TACKLES

Total Tackles: 40, Percy Snow (25 solos, 15 assists) in 1988 Rose, '89 Gator, '89 Aloha



SPARTAN BOWL HISTORY

SPARTAN BOWL GAME MVPS

Aloha Bowl.....	
1989: RB Blake Ezor	
Buffalo Wild Wings Bowl.....	
2012: Offense: RB Le'Veon Bell Defense: DE William Gholston	
Gator Bowl.....	
1989: Offense: WR Andre Rison	
Holiday Bowl.....	
2017: Offense: QB Brian Lewerke Defense: LB Chris Frey	
Rose Bowl.....	
1954: HB Billy Wells	
1956: HB Walter Kowalczyk	
1988: LB Percy Snow	
2014: Offense: QB Connor Cook Defense: LB Kyler Elsworth	
Silicon Valley Football Classic.....	
2001: Offense: WR Charles Rogers Defense: DE Nick Myers	
Sun Bowl.....	
1990: WR Courtney Hawkins	



Connor Cook is one of only two Spartan quarterbacks to win two bowl games as the starter (Cook: 2014 Rose, 2015 Cotton; Dan Enos: 1989 Aloha, 1990 Sun). Cook also led the Spartans on a game-winning drive in the 2012 Buffalo Wild Wings Bowl against TCU. He led the Spartans to three straight fourth-quarter comebacks in bowl games, including victories over No. 5 Stanford (2014 Rose) and No. 4 Baylor (2015 Cotton). He was named the Offensive MVP of the 100th Rose Bowl Game against Stanford. Cook closed his career with several Spartan bowl records, including most passing yards (903), passing attempts (128), pass completions (69), passing touchdowns (5) and total offense (875 yards) in four games, including three starts (2-1 record).



Darqueze Dennard tied a Spartan single-game bowl record with two interceptions in the 2012 Outback Bowl victory over Georgia, including this 38-yard interception return for a touchdown.

MSU / BOWL LONGEST PLAYS

RUSHING

Player vs. Opponent (Year, Bowl)	Yards
Jeremy Langford vs. Baylor (2015 Cotton)	65
T.J. Duckett vs. Fresno State (2001 Silicon Valley)	54
Edwin Baker vs. Texas Tech (2010 Alamo)	*46
T.J. Duckett vs. Fresno State (2001 Silicon Valley)	*39
Bob Apisa vs. UCLA (1966 Rose)	*38
Courtney Hawkins vs. Hawaii (1989 Aloha)	31
Sedrick Irvin vs. Washington (1997 Aloha)	30
Walt Kowalczyk vs. UCLA (1956 Rose)	30
Ed Pearce vs. Auburn (1938 Orange)	29
LJ Scott vs. Washington State (2017 Holiday)	*28

PASSING

Passer-Receiver vs. Opponent (Year, Bowl)	Yards
Tony Banks-Muhsin Muhammad vs. Louisiana State (1995 Independence)	*78
Jeff Smoker-Charles Rogers vs. Fresno State (2001 Silicon Valley)	*72
Jeff Smoker-Charles Rogers vs. Fresno State (2001 Silicon Valley)	*69
Clarence Peaks-John Lewis vs. UCLA (1956 Rose)	*67
Connor Cook-Bennie Fowler vs. Stanford (2014 Rose)	60
Bobby McAllister-Andre Rison vs. Georgia (1989 Gator)	*55
Bobby McAllister-Andre Rison vs. Southern Cal (1988 Rose)	55
Bobby McAllister-Andre Rison vs. Georgia (1989 Gator)	51
Connor Cook-Kelvin Humphrey (2015 Cotton)	50
Kirk Cousins-Brian Linthicum vs. Georgia (2012 Outback)	50
Bobby McAllister-Andre Rison vs. Georgia (1989 Gator)	*50

INTERCEPTION RETURNS

Player vs. Opponent (Year, Bowl)	Yards
John Matsock vs. UCLA (1954 Rose)	49
Darqueze Dennard vs. Georgia (2012 Outback)	*38
Isaiah Lewis vs. TCU (2012 Buffalo Wild Wings)	29
Tom McShannock vs. Auburn (1938 Orange)	29
Kendell Davis-Clark vs. Georgia (2009 Capital One)	24

FUMBLE RETURNS

Player vs. Opponent (Year, Bowl)	Yards
T.J. Turner vs. Florida (2000 Florida Citrus)	*24

KICKOFF RETURNS

Player vs. Opponent (Year, Bowl)	Yards
Derrick Mason vs. Louisiana State (1995 Independence)	*100
Devin Thomas vs. Boston College (2007 Champs Sports)	79
Leroy McFadden vs. Washington (1997 Aloha)	59
Courtney Hawkins vs. Southern Cal (1990 Sun)	57
Leroy McFadden vs. Washington (1997 Aloha)	44

PUNT RETURNS

Player vs. Opponent (Year, Bowl)	Yards
Billy Wells vs. UCLA (1954 Rose)	*62
Sedrick Irvin vs. Washington (1997 Aloha)	42
Derrick Mason vs. Louisiana State (1995 Independence)	22
Gari Scott vs. Washington (1997 Aloha)	20

PUNTS

Player vs. Opponent (Year, Bowl)	Yards
Brandon Fields vs. Nebraska (2003 Alamo)	62
Greg Montgomery vs. Southern Cal (1988 Rose)	60
Ralf Mojsiejenko vs. Army (1984 Cherry)	60
Ralf Mojsiejenko vs. Army (1984 Cherry)	59
Ralf Mojsiejenko vs. Army (1984 Cherry)	58

FIELD GOALS

Player vs. Opponent (Year, Bowl)	Yards
John Langeloh vs. Southern Cal (1990 Sun)	52
Dan Conroy vs. TCU (2012 Buffalo Wild Wings)	47
Paul Edinger vs. Florida (2000 Florida Citrus)	46
Brett Swenson vs. Texas Tech (2010 Alamo)	44
Paul Edinger vs. Washington (1997 Aloha)	43

*Touchdown



OPPONENT / INDIVIDUAL SINGLE-GAME BOWL HIGHS

RUSHING ATTEMPTS

37	Cory Ross (138 yards), Nebraska, 2003 Alamo
32	Mazio Royster (125), Southern Cal, 1990 Sun
29	Rashaan Shehee (193), Washington, 1997 Aloha
28	Nate Sassaman (136), Army, 1984 Cherry
25	Kevin Faulk (234), LSU, 1995 Independence
25	Gary Beban (14), UCLA, 1966 Rose

RUSHING YARDS

234	Kevin Faulk (25 rushes), LSU, 1995 Independence
193	Rashaan Shehee (29), Washington, 1997 Aloha
138	Cory Ross (37), Nebraska, 2003 Alamo
136	Nate Sassaman (28), Army, 1984 Cherry
125	Mazio Royster (32), Southern Cal, 1990 Sun

RUSHING TOUCHDOWNS

2	Derrick Henry, Alabama, 2015 Cotton
2	Mark Ingram, Alabama, 2011 Capital One
2	Eddie Lacy, Alabama, 2011 Capital One
2	Baron Batch, Texas Tech, 2010 Alamo
2	Cory Ross, Nebraska, 2003 Alamo
2	Rashaan Shehee, Washington, 1997 Aloha
2	Kevin Faulk, Louisiana State, 1995 Independence
2	Gary Beban, UCLA, 1966 Rose

PASSES ATTEMPTED

56	David Carr (35 completions), Fresno State, 2001 Silicon Valley
51	Bryce Petty (36), Baylor, 2015 Cotton
50	Tyler Hillinski (39), Washington State, 2017 Holiday
50	Doug Johnson (24), Florida, 2000 Florida Citrus
47	Matt Ryan (22), Boston College, 2007 Champs Sports

PASSES COMPLETED

39	Tyler Hillinski (50 attempts), Washington State, 2017 Holiday
36	Bryce Petty (51), Baylor, 2015 Cotton
35	David Carr (56), Fresno State, 2001 Silicon Valley
29	Taylor Potts (43), Texas Tech, 2010 Alamo
25	Jake Coker (30), Alabama, 2015 Cotton

PASSING YARDS

550	Bryce Petty, Baylor, 2015 Cotton Bowl
531	David Carr, Fresno State, 2001 Silicon Valley
372	Taylor Potts, Texas Tech, 2010 Alamo
288	Aaron Murray, Georgia, 2012 Outback
288	Doug Johnson, Florida, 2000 Florida Citrus

PASSES HAD INTERCEPTED

3	Todd Marinovich, Southern Cal, 1990 Sun
3	Garrett Gabriel, Hawaii, 1989 Aloha
3	Rodney Peete, Southern Cal, 1988 Rose

TOUCHDOWN PASSES

4	David Carr, Fresno State, 2001 Silicon Valley
3	Bryce Petty, Baylor, 2015 Cotton Bowl
3	Matthew Stafford, Georgia, 2009 Capital One
3	Matt Ryan, Boston College, 2007 Champs Sports
3	Doug Johnson, Florida, 2000 Florida Citrus
3	Wayne Johnson, Georgia, 1989 Gator

RECEPTIONS

13	Rodney Wright (299 yards), Fresno State, 2001 Silicon Valley
11	Travis Taylor (156), Florida, 2000 Florida Citrus
10	James Williams (65), Washington State, 2017 Holiday
10	Detron Lewis (114), Texas Tech, 2010 Alamo
9	Twice (last: Antwan Goodley, 93, Baylor, 2015 Cotton)

RECEIVING YARDS

299	Rodney Wright (13 catches), Fresno State, 2001 Silicon Valley
205	Tavarres King (6), Georgia, 2012 Outback
197	KD Cannon (8), Baylor, 2015 Cotton
156	Travis Taylor (11), Florida, 2000 Florida Citrus
150	Corey Coleman (7), Baylor, 2015 Cotton

TOUCHDOWN RECEPTIONS

3	Travis Taylor, Florida, 2000 Florida Citrus
2	Eight times (last: Tay Martin, Washington State, 2017 Holiday)

PUNTS

9	Johnny Ayers (375 yards), Boston College, 2007 Champs Sports
9	Larry Cox (374), UCLA, 1966 Rose
7	Ethan Perry (275), TCU, 2012 Buffalo Wild Wings
7	Drew Butler (306), Georgia, 2012 Outback
7	Kyle Larson (300), Nebraska, 2003 Alamo

PUNTING YARDS

375	Johnny Ayers (9 punts), Boston College, 2007 Champs Sports
374	Larry Cox (9), UCLA, 1966 Rose
306	Drew Butler (7), Georgia, 2012 Outback
300	Kyle Larson (7), Nebraska, 2003 Alamo
279	JK Scott (6), Alabama, 2015 Cotton Bowl

PUNTING AVERAGE (MIN. 3 PUNTS)

49.8	Ben Rhyme (5-249), Stanford, 2014 Rose
49.2	Brian Mimbs (4-197), Georgia, 2009 Capital One
46.5	JK Scott (6-279), Alabama, 2015 Cotton
45.8	Sean O'Laughlin (5-229), Washington, 1997 Aloha
45.0	Chris Sperle (4-180), Southern Cal, 1988 Rose
44.5	Chad Kessler (4-178), Louisiana State, 1995 Independence

PUNT RETURNS

7	Randy Tanner (90 yards), Southern Cal, 1988 Rose
5	Cyrus Jones (80), Alabama, 2015 Cotton
5	Troy Walters (64), Stanford, 1996 Sun

PUNT RETURN YARDS

92	Brandon Boykin (1 return), Georgia, 2012 Outback
90	Randy Tanner (7), Southern Cal, 1988 Rose
80	Cyrus Jones (5), Alabama, 2015 Cotton
64	Troy Walters (5), Stanford, 1996 Sun
38	Prince Miller (1), Georgia, 2009 Capital One

KICKOFF RETURNS

7	Jeff Snyder (174 yards), Hawaii, 1989 Aloha
5	Bernard Berrian (97), Fresno State, 2001 Silicon Valley
5	John Capel (109), Florida, 2000 Florida Citrus
4	Five times (last: James Williams, 72, Washington State, 2017 Holiday)

KICKOFF RETURN YARDS

174	Jeff Snyder (7 returns), Hawaii, 1989 Aloha
116	Eddie Kennison (2), Louisiana State, 1995 Independence
109	John Capel (5), Florida, 2000 Florida Citrus
100	Paul Cameron (4), UCLA, 1954 Rose
97	Bernard Berrian (5), Fresno State, 2001 Silicon Valley

INTERCEPTIONS

2	Jamie Silva (40 yards), Boston College, 2007 Champs Sports
2	Tony Parrish (56), Washington, 1997 Aloha
2	Doug Pavsek (0), Army, 1984 Cherry
2	Bob Stiles (42), UCLA, 1966 Rose
2	Dutch Heath (22), Auburn, 1938 Orange

INTERCEPTION RETURN YARDS

66	Lester Towns (1 return), Washington, 1997 Aloha
56	Tony Parrish (2), Washington, 1997 Aloha
45	Shawn Williams (1), Georgia, 2012 Outback
42	Bob Stiles (2), UCLA, 1966 Rose
40	Kevin Anderson (1), Stanford, 2014 Rose
40	Jamie Silva (2), Boston College, 2007 Champs Sports



SPARTAN BOWL HISTORY

OPPONENT / INDIVIDUAL SINGLE-GAME BOWL HIGHS (continued)

FIELD GOALS MADE

3	Quin Rodriguez (20, 54, 43), Southern Cal, 1990 Sun
3	Jaden Oberkrom (47, 31, 53), TCU, 2012 Buffalo Wild Wings
2 (five times)	Last time: Chris Callahan (25, 46), Baylor, 2015 Cotton

FIELD GOALS ATTEMPTED

4	Chris Callahan (made 2), Baylor, 2015 Cotton
4	Blair Walsh (made 2), Georgia, 2012 Outback
4	Quin Rodriguez (3), Southern Cal, 1990 Sun
3	Jaden Oberkrom (made 3), TCU, 2012 Buffalo Wild Wings
3	Matt Williams (2), Texas Tech, 2010 Alamo

TOTAL OFFENSE

514	Bryce Petty (58 plays), Baylor, 2015 Cotton
508	David Carr (61), Fresno State, 2001 Silicon Valley
364	Taylor Potts (44), Texas Tech, 2010 Alamo
303	Rodney Peete (52), Southern Cal, 1988 Rose
282	Tyler Hillinski (55), Washington State, 2017 Holiday

ALL-PURPOSE YARDS

318	Rodney Wright, Fresno State, 2001 Silicon Valley
271	Kevin Faulk, Louisiana State, 1995 Independence
234	Jeff Snyder, Hawaii, 1989 Aloha
205	Tavarres King, Georgia, 2012 Outback
201	Rashaan Shehee, Washington, 1997 Aloha

TACKLES

18	Allen Stansberry (11-7), Louisiana State, 1995 Independence
15	Taylor Young (5-10), Baylor, 2015 Cotton
13	Bryce Hager (6-7), Baylor, 2015 Cotton
13	Alec Ogletree (12-1), Georgia, 2012 Outback
12 (four times)	Last time: Jason Verrett (5-7), TCU, 2012 Buffalo Wild Wings

TACKLES FOR LOSSES

3	Shayne Skov (10 yards), Stanford, 2014 Rose
3	Courtney Upshaw (29 yards), Alabama, 2011 Capital One
3	Demorrio Williams (17), Nebraska, 2003 Alamo
3	Gerard Warren (13), Florida, 2000 Florida Citrus
3	Kailee Wong (19), Stanford, 1996 Sun
3	James Gillyard (18), Louisiana State, 1995 Independence
3	Gabe Northern (17), Louisiana State, 1995 Independence
3	Joe Johnson (10), Louisville, 1993 Liberty
3	Jim Jennings (20), Army, 1984 Cherry

SACKS

3	James Gillyard (18 yards), Louisiana State, 1995 Independence
2	by 14 players; most recent: Jonathan Allen (15), Alabama, 2015 Cotton

EXTRA POINTS

7	Jeremy Shelley (7 attempts), Alabama, 2011 Capital One
6	Nick Lentz (7), Washington, 1997 Aloha
6	Andre' Lafleur (6), Louisiana State, 1995 Independence
5 (four times)	Last time: Chris Callahan (5), Baylor, 2015

EXTRA-POINT ATTEMPTS

7	Jeremy Shelley (7 made), Alabama, 2011 Capital One
7	Nick Lentz (6), Washington, 1997 Aloha
6	Andre' Lafleur (6), Louisiana State, 1995 Independence
5 (five times)	Last time: Adam Griffith, Alabama, 2015 Cotton

POINTS SCORED

18	Travis Taylor, Florida, 2000 Florida Citrus
18	Rodney Hampton, Georgia, 1989 Gator

OPPONENT / BOWL LONGEST PLAYS

RUSHING

Player, Opponent (Year, Bowl)	Yards
Kevin Faulk, Louisiana State (1995 Independence)	68
Jammal Lord, Nebraska (2003 Alamo)	66
Mike Reed, Washington (1997 Aloha)	*64
Eddie Lacy, Alabama (2011 Capital One)	*62
Kenyan Drake, Alabama (2015 Cotton)	58

PASSING

Passer-Receiver, Opponent (Year, Bowl)	Yards
Aaron Murray-Tavarres King, Georgia (2012 Outback)	*80
David Carr-Rodney Wright, Fresno State (2001 Silicon Valley)	*79
Bryce Petty-KD Cannon, Baylor (2015 Cotton)	*74
Matt Ryan-Rich Gunnell, Boston College (2007 Champs Sports)	*68
Trevone Boykins-Josh Boyce, TCU (2012 Buffalo Wild Wings)	61

INTERCEPTION RETURNS

Player, Opponent (Year, Bowl)	Yards
Josh Madsen (29)/Leroy Pruitt (50), Stanford (1996 Sun)	*79
Lester Towns, Washington (1997 Aloha)	*66
Tony Parrish, Washington (1997 Aloha)	*56
Shawn Williams, Georgia (2012 Outback)	45
Bob Stiles, UCLA (1966 Rose)	42

FUMBLE RETURNS

Player, Opponent (Year, Bowl)	Yards
Gabe Northern, Louisiana State (1995 Independence)	*37

KICKOFF RETURNS

Player, Opponent (Year, Bowl)	Yards
Eddie Kennison, Louisiana State (1995 Independence)	*92
Ramarcus Brown, Georgia (2009 Capital One)	39
John Capel, Florida (2000 Florida Citrus)	38
Bernard Berrian, Fresno State (2001 Silicon Valley)	34
Jeff Snyder, Hawaii (1989 Aloha)	34
Paul Cameron, UCLA (1954 Rose)	34

PUNT RETURNS

Player, Opponent (Year, Bowl)	Yards
Brandon Boykin, Georgia (2012 Outback)	*92
Cyrus Jones, Alabama (2015 Cotton)	*57
Randy Tanner, Southern Cal (1988 Rose)	39
Prince Miller, Georgia (2009 Capital One)	38
Aaron Bailey, Louisville (1993 Liberty)	25

PUNTS

Player, Opponent (Year, Bowl)	Yards
Ronnie Knox, UCLA (1956 Rose)	67
Brian Mimbs, Georgia (2009 Capital One)	62
Ben Rhyne, Stanford (2014 Rose)	60
Brandon Brookfield, Louisville (1993 Liberty)	59
Paul Cameron, UCLA (1954 Rose)	59
Kyle Larson, Nebraska (2003 Alamo)	58
Chris Sperle, Southern Cal (1988 Rose)	58

FIELD GOALS

Player, Opponent (Year, Bowl)	Yards
Quin Rodriguez, Southern Cal (1990 Sun)	54
Jaden Oberkrom, TCU (2012 Buffalo Wild Wings)	53
Wade Richey, Louisiana State (1995 Independence)	48
Adam Griffith, Alabama (2015 Cotton)	47
Jaden Oberkrom, TCU (2012 Buffalo Wild Wings)	47
Blair Walsh, Georgia (2012 Outback)	47
*Touchdown	



MSU / TEAM SINGLE-GAME BOWL HIGHS

TOTAL FIRST DOWNS

29 vs. Baylor, 2015 Cotton
25 vs. Washington State, 2017 Holiday
25 vs. Florida, 2000 Florida Citrus
23 vs. Fresno State, 2001 Silicon Valley
23 vs. LSU, 1995 Independence

RUSHING FIRST DOWNS

16 vs. UCLA, 1956 Rose
15 vs. Washington State, 2017 Holiday
14 vs. Hawaii, 1989 Aloha
12 vs. Georgia, 1989 Gator
12 vs. UCLA, 1954 Rose

PASSING FIRST DOWNS

18 vs. LSU, 1995 Independence
15 vs. Baylor, 2015 Cotton
14 vs. Stanford, 2014 Rose
13 vs. Georgia, 2012 Outback
13 vs. Fresno State, 2001 Silicon Valley

PENALTY FIRST DOWNS

3 vs. Alabama, 2015 Cotton
3 vs. Baylor, 2015 Cotton
3 vs. Stanford, 2014 Rose
3 vs. Nebraska, 2003 Alamo
3 vs. Florida, 2000 Florida Citrus

RUSHING ATTEMPTS

61 vs. Hawaii (225 yards), 1989 Aloha
60 vs. Southern Cal (148), 1988 Rose
53 vs. UCLA (195), 1954 Rose
51 vs. Georgia (158), 1989 Gator
50 vs. UCLA (251), 1956 Rose

NET YARDS RUSHING

251 vs. UCLA (50 rushes), 1956 Rose
238 vs. Baylor (46), 2015 Cotton
227 vs. Washington State (48), 2017 Holiday
225 vs. Hawaii (61), 1989 Aloha
210 vs. Fresno State (42), 2001 Silicon Valley

NET YARDS PASSING

376 vs. Fresno State, 2001 Silicon Valley
348 vs. LSU, 1995 Independence
332 vs. Stanford, 2014 Rose
318 vs. Georgia, 2012 Outback
314 vs. Baylor, 2015 Cotton

PASSES ATTEMPTED

51 vs. Georgia (28 comp.), 2012 Outback
44 vs. LSU (22), 1995 Independence
39 vs. Alabama (19), 2015 Cotton
39 vs. Georgia (22), 2009 Capital One
39 vs. Nebraska (21), 2003 Alamo

PASSES COMPLETED

28 vs. Georgia (51 att.), 2012 Outback
24 vs. Baylor (42), 2015 Cotton
22 vs. Stanford (36), 2014 Rose
22 vs. Georgia (39), 2009 Capital One
22 vs. Fresno State (32), 2001 Silicon Valley
22 vs. LSU (44), 1995 Independence

HAD INTERCEPTED

4 vs. Boston College, 2007 Champs Sports
3 vs. Georgia, 2012 Outback
3 vs. Nebraska, 2003 Alamo
3 vs. Washington, 1997 Aloha
3 vs. Stanford, 1996 Sun
3 vs. LSU, 1995 Independence
3 vs. Army, 1984 Cherry
3 vs. UCLA, 1966 Rose
3 vs. Auburn, 1938 Orange

TOTAL OFFENSIVE PLAYS

88 vs. Baylor (552 yards), 2015 Cotton
80 vs. Georgia (391), 2012 Outback
75 vs. LSU (448), 1995 Independence
75 vs. Boston College (303), 2007 Champs Sports
75 vs. Florida (400), 2000 Florida Citrus
75 vs. Georgia (446), 1989 Gator

TOTAL NET YARDS

586 vs. Fresno State (74 plays), 2001 Silicon Valley
552 vs. Baylor (88), 2015 Cotton
448 vs. LSU (79), 1995 Independence
446 vs. Georgia (75), 1989 Gator
440 vs. Washington State (70), 2017 Holiday

FUMBLES

6 vs. Washington (lost 2), 1997 Aloha
4 vs. LSU (3), 1995 Independence
4 vs. UCLA (4), 1954 Rose

FUMBLES LOST

4 vs. UCLA, 1954 Rose
3 vs. LSU, 1995 Independence

PENALTIES

10 vs. UCLA (78 yards), 1956 Rose
9 vs. LSU (80), 1995 Independence
9 vs. Hawaii (85), 1989 Aloha
8 vs. Georgia (50), 2012 Outback
8 vs. Alabama (45), 2011 Capital One
8 vs. Fresno State (64), 2001 Silicon Valley
8 vs. Georgia (102), 1989 Gator

PENALTY YARDS

102 vs. Georgia (8 penalties), 1989 Gator
85 vs. Hawaii (9), 1989 Aloha
80 vs. Florida (7), 2000 Florida Citrus
80 vs. LSU (9), 1995 Independence
78 vs. UCLA (10), 1956 Rose

PUNTS

12 vs. Auburn (422 yards), 1938 Orange
11 vs. TCU (481 yards), 2012 Buffalo Wild Wings
9 vs. Alabama (411), 2015 Cotton
9 vs. Stanford (377), 1996 Sun
8 vs. Georgia (401), 2012 Outback
8 vs. Nebraska (371), 2003 Alamo
8 vs. Southern Cal (377), 1988 Rose

PUNTING YARDS

481 vs. TCU (11 punts), 2012 Buffalo Wild Wings
411 vs. Alabama (9), 2015 Cotton
401 vs. Georgia (8), 2012 Outback
377 vs. Stanford (9), 1996 Sun
377 vs. Southern Cal (8), 1988 Rose

PUNTING AVERAGE (MIN. 3 PUNTS)

55.8 vs. Army (4-223), 1984 Cherry
50.7 vs. Hawaii (3-152), 1989 Aloha
50.1 vs. Georgia (8-401), 2012 Outback
47.1 vs. Southern Cal (8-377), 1988 Rose
46.4 vs. Nebraska (8-371), 2003 Alamo

PUNT RETURNS

6 vs. Army (23 yards), 1984 Cherry
5 vs. Boston College (8), 2007 Champs Sports
5 vs. UCLA (8), 1956 Rose

PUNT RETURN YARDS

74 vs. UCLA (4 returns), 1954 Rose
70 vs. Washington (4), 1997 Aloha
26 vs. LSU (2), 1995 Independence
23 vs. Army (6), 1984 Cherry

KICKOFF RETURNS

8 vs. Texas Tech (169 yards), 2010 Alamo
8 vs. Washington (217), 1997 Aloha
7 vs. Alabama (171), 2011 Capital One
7 vs. LSU (158), 1995 Independence
6 vs. Florida (132), 2000 Florida Citrus

KICKOFF RETURN YARDS

217 vs. Washington (8 returns), 1997 Aloha
178 vs. Boston College (5), 2007 Champs Sports
171 vs. Alabama (7), 2011 Capital One
169 vs. Texas Tech (8), 2010 Alamo
158 vs. LSU (7), 1995 Independence

INTERCEPTIONS

4 vs. Hawaii, 1989 Aloha
4 vs. Southern Cal, 1988 Rose
3 vs. Southern Cal, 1990 Sun

INTERCEPTION RETURN YARDS

67 vs. UCLA (2 returns), 1954 Rose
43 vs. Hawaii (4), 1989 Aloha
38 vs. Georgia (2), 2012 Outback
30 vs. Auburn (2), 1938 Orange
29 vs. TCU (1), 2012 Buffalo Wild Wings

TIME OF POSSESSION

36:42 vs. Washington State, 2017 Holiday
36:42 vs. Baylor, 2015 Cotton
35:57 vs. Hawaii, 1989 Aloha
34:43 vs. Fresno State, 2001 Silicon Valley
34:31 vs. Georgia, 1989 Gator

SACKS BY

5 vs. Baylor (39 yards), 2015 Cotton
5 vs. Florida (42), 2000 Florida Citrus
4 vs. TCU (17), 2012 Buffalo Wild Wings
4 vs. Georgia (16), 2012 Outback
3 vs. Boston College (39), 2007 Champs Sports
3 vs. Fresno State (20), 2001 Silicon Valley
3 vs. Stanford (20), 1996 Sun
3 vs. Louisville (25), 1993 Liberty

TOTAL POINTS SCORED

44 vs. Fresno State, 2001 Silicon Valley
42 vs. Washington State, 2017 Holiday
42 vs. Baylor, 2015 Cotton
37 vs. Florida, 2000 Florida Citrus
33 vs. Georgia (3OT), 2012 Outback
33 vs. Hawaii, 1989 Aloha

POINTS SCORED IN A QUARTER

21 vs. Washington State (2), 2017 Holiday
21 vs. Baylor (4), 2015 Cotton
20 vs. Fresno State (2), 2001 Silicon Valley
17 vs. Fresno State (1), 2001 Silicon Valley
17 vs. Florida (2), 2000 Florida Citrus
17 vs. LSU (2), 1995 Independence



SPARTAN BOWL HISTORY

OPPONENT/ TEAM SINGLE-GAME BOWL HIGHS

TOTAL FIRST DOWNS

31 by Texas Tech, 2010 Alamo
27 by Florida, 2000 Florida Citrus
25 (four times) Last: by Baylor, 2015 Cotton

RUSHING FIRST DOWNS

14 by Army, 1984 Cherry
12 by Nebraska, 2003 Alamo
12 by Stanford, 1996 Sun
11 by Alabama, 2011 Capital One
11 by Texas Tech, 2010 Alamo
11 by Washington, 1997 Aloha
11 by Louisville, 1993 Liberty
11 by Southern Cal, 1990 Sun

PASSING FIRST DOWNS

22 by Fresno State, 2001 Silicon Valley
20 by Texas Tech, 2010 Alamo
17 by Baylor, 2015 Cotton
17 by Florida, 2000 Florida Citrus
15 by Georgia, 2009 Capital One

PENALTY FIRST DOWNS

4 by TCU, 2012 Buffalo Wild Wings
4 by Florida, 2000 Florida Citrus

RUSHING ATTEMPTS

71 by Army (256 yards), 1984 Cherry
54 by Nebraska (229), 2003 Alamo
49 by Stanford (257), 1996 Sun
48 by LSU (272), 1995 Independence
48 by Georgia Tech (182), 1985 All-American

NET YARDS RUSHING

298 by Washington (43 rushes), 1997 Aloha
275 by Alabama (44), 2011 Capital One
272 by LSU (48), 1995 Independence
257 by Stanford (49), 1996 Sun
256 by Army (71), 1984 Cherry

NET YARDS PASSING

603 by Baylor, 2015 Cotton
531 by Fresno State, 2001 Silicon Valley
460 by Texas Tech, 2010 Alamo
300 by Florida, 2000 Florida Citrus
288 by Georgia, 2012 Outback

PASSES ATTEMPTED

58 by Fresno State (35 comp.), 2001 Silicon Valley
54 by Texas Tech (38), 2010 Alamo
52 by Baylor (37), 2015 Cotton
51 by Florida (25), 2000 Florida Citrus
50 by Washington State (39), 2017 Holiday

PASSES COMPLETED

39 by Washington State (50 att.), 2017 Holiday
38 by Texas Tech (54 att.), 2010 Alamo
37 by Baylor (52), 2015 Cotton
35 by Fresno State (58), 2001 Silicon Valley
25 Twice (last by Alabama, 30, 2015 Cotton)

HAD INTERCEPTED

4 by Hawaii, 1989 Aloha
4 by Southern Cal, 1988 Rose
3 by Southern Cal, 1990 Sun

TOTAL OFFENSIVE PLAYS

85 by Texas Tech (579 yards), 2010 Alamo
81 by Florida (367), 2000 Florida Citrus
80 by Fresno State (560), 2001 Silicon Valley
79 by Stanford (495), 1996 Sun
77 by Boston College (276), 2007 Champs Sports

TOTAL NET YARDS

583 by Baylor (74 plays), 2015 Cotton
579 by Texas Tech (85), 2010 Alamo
560 by Fresno State (80), 2001 Silicon Valley
546 by Alabama (67), 2011 Capital One
495 by Stanford (79), 1996 Sun

FUMBLES

7 by Hawaii (lost 4), 1989 Aloha
4 by Florida (2), 2000 Florida Citrus
4 by Southern Cal (1), 1988 Rose
4 by UCLA (3), 1954 Rose

FUMBLES LOST

4 by Hawaii, 1989 Aloha
3 by UCLA, 1954 Rose

PENALTIES

13 by Washington (126 yards), 1997 Aloha
11 by Baylor (105), 2015 Cotton
10 by Florida (100), 2000 Florida Citrus
9 by Texas Tech (60), 2010 Alamo
9 by UCLA (86), 1966 Rose

PENALTY YARDS

126 by Washington (13 pen.), 1997 Aloha
105 by Baylor (11), 2015 Baylor
100 by Florida (10), 2000 Florida Citrus
86 by UCLA (9), 1966 Rose
69 by Nebraska (8), 2003 Alamo

PUNTS

11 by UCLA (439 yards), 1966 Rose
10 by Auburn (337), 1938 Orange
7 by TCU (275), 2012 Buffalo Wild Wings
7 by Georgia (306), 2012 Outback
7 by Nebraska (300), 2003 Alamo
7 by Army (257), 1984 Cherry
7 by UCLA (277), 1956 Rose

PUNTING YARDS

439 by UCLA (11 punts), 1966 Rose
375 by Boston College (9), 2007 Champs Sports
337 by Auburn (10), 1938 Orange
306 by Georgia (7), 2012 Outback
300 by Nebraska (7), 2003 Alamo

PUNTING AVERAGE (MIN. 3 PUNTS)

49.8 by Stanford (5-249), 2014 Rose
47.4 by Georgia (5-237), 2009 Capital One
46.5 by Alabama (6-279), 2015 Cotton
45.0 by Southern Cal (4-180), 1988 Rose
44.5 by LSU (4-178), 1995 Independence

PUNT RETURNS

7 by Stanford (94 yards), 1996 Sun
7 by Southern Cal (90), 1988 Rose

PUNT RETURN YARDS

94 by Stanford (7 returns), 1996 Sun
92 by Georgia (1), 2012 Outback
90 by Southern Cal (7), 1988 Rose

KICKOFF RETURNS

7 by Hawaii (174 yards), 1989 Aloha
6 by Georgia (94), 2012 Outback
6 by Fresno State (115), 2001 Silicon Valley
6 by Florida (118), 2000 Florida Citrus
5 by Texas Tech (120), 2010 Alamo
5 by Georgia (74), 1989 Gator

KICKOFF RETURN YARDS

174 by Hawaii (7 returns), 1989 Aloha
150 by LSU (4), 1995 Independence
120 by Texas Tech (5), 2010 Alamo
118 by Florida (6), 2000 Florida Citrus

INTERCEPTIONS

4 .. by Boston College (59 yards), 2007 Champs Sports
3 by Georgia (55), 2012 Outback
3 by Nebraska (2), 2003 Alamo
3 by Washington (122), 1997 Aloha
3 by Stanford (79), 1996 Sun
3 by LSU (23), 1995 Independence
3 by Army (7), 1984 Cherry
3 by UCLA (42), 1966 Rose
3 by Auburn (22), 1938 Orange

INTERCEPTION RETURN YARDS

122 by Washington (3 int.), 1997 Aloha
79 by Stanford (3), 1996 Sun
58 by Baylor (2), 2015 Cotton

TIME OF POSSESSION

36:14 by Washington, 1997 Aloha
35:45 by Southern Cal, 1990 Sun
35:42 by Stanford, 1996 Sun
35:05 by Army, 1984 Cherry
35:03 by Georgia Tech, 1985 All-American

SACKS BY

6 by Georgia, 2009 Capital One
6 by LSU, 1995 Independence
6 by Hawaii, 1989 Aloha
6 by Army, 1984 Cherry
5 by Alabama, 2011 Capital One
5 by Nebraska, 2003 Alamo
5 by Stanford, 1996 Sun
5 by Southern Cal, 1988 Rose

TOTAL POINTS SCORED

51 by Washington, 1997 Aloha
49 by Alabama, 2011 Capital One
45 by LSU, 1995 Independence
41 by Baylor, 2015 Cotton
41 by Texas Tech, 2010 Alamo

POINTS SCORED IN A QUARTER

21 by Alabama (3), 2015 Cotton
21 by Alabama (2), 2011 Capital One
21 by LSU (3), 1995 Independence
17 by Baylor (3), 2015 Cotton
17 by Washington (2), 1997 Aloha