



MICHIGAN STATE

F O O T B A L L

6 NATIONAL CHAMPIONSHIPS • 9 BIG TEN CHAMPIONSHIPS • 2015 COLLEGE FOOTBALL PLAYOFF • 26 AP TOP-25 FINISHES
MICHIGAN STATE ATHLETIC COMMUNICATIONS • 1855 PLACE • 550 S. HARRISON RD. • EAST LANSING, MICH. 48823
OFFICE PHONE: 517-355-2271 • WEBSITE: MSUSPARTANS.COM • TWITTER: @MSU_FOOTBALL • INSTAGRAM: MSU_FOOTBALL

SCHEDULES & SCOREBOARDS

MICHIGAN STATE (4-2, 2-1 B1G)

Aug. 31	UTAH STATE (BTN)	W, 38-31
Sept. 8	at Arizona State (ESPN)	L, 13-16
Sept. 22	at Indiana (BTN)	W, 35-21
Sept. 29	CENTRAL MICHIGAN (FS1)	W, 31-20
Oct. 6	NORTHWESTERN (HC) (FS1)	L, 19-29
Oct. 13	at No. 8/8 Penn State (BTN)	W, 21-17
Oct. 20	No. 6/7 MICHIGAN (FOX)	12 p.m.
Oct. 27	PURDUE	12 p.m.
Nov. 3	at Maryland	TBA
Nov. 10	OHIO STATE	TBA
Nov. 17	at Nebraska	TBA
Nov. 24	RUTGERS	TBA

MICHIGAN (6-1, 4-0 B1G)

Sept. 1	at No. 12/11 Notre Dame	L, 17-24
Sept. 8	WESTERN MICHIGAN	W, 49-3
Sept. 15	SMU	W, 45-20
Sept. 22	NEBRASKA	W, 56-10
Sept. 29	at Northwestern	W, 20-17
Oct. 6	MARYLAND	W, 42-21
Oct. 13	No. 15/10 WISCONSIN	W, 38-13
Oct. 20	at No. 24/RV Michigan State	12 p.m.
Nov. 3	PENN STATE	TBA
Nov. 10	at Rutgers	TBA
Nov. 17	INDIANA	TBA
Nov. 24	at Ohio State	12 p.m.

• All times listed – Eastern. Rankings – AP/Coaches

MEDIA COVERAGE

TV: FOX

Play-by-Play: Gus Johnson
Analyst: Joel Klatt
Sideline: Jenny Taft



RADIO: SPARTAN SPORTS NETWORK

Play-by-Play: George Blaha
Analyst: Jason Strayhorn
Broadcast Host: Will Tieman
Website: SpartanSportsNetwork.com
Mobile: SSN 24/7 App (iOS, Android)
Flagship Stations: Lansing: WMMQ (94.9 FM)/WJIM (1240 AM); Detroit: WJR (760 AM)
Affiliates: 34 affiliates listed at SpartanSportsNetwork.com
Satellite: Ch. 83 (Sirius), Ch. 83 (XM), Ch. 83 (SiriusXM.com)



NATIONAL RADIO: TOUCHDOWN RADIO

Play-by-Play: Brett Dolan | Analyst: Gino Torretta
Affiliates/Online: www.touchdownradio.com

MSU ATHLETIC COMMUNICATIONS

Associate Director/Football Contact Ben Phlegar
Cell Phone (517) 896-0031
E-Mail phlegarb@ath.msu.edu
Assistant Director/Football Contact Zach Fisher
Cell Phone (517) 896-2413
E-Mail zfisher@ath.msu.edu

GAME

7

NO. 6/7 MICHIGAN (6-1, 4-0 B1G) AT NO. 24/RV MICHIGAN STATE (4-2, 2-1 B1G)

Date.....Saturday, Oct. 20
Kickoff 12:05 p.m. EDT
Location.....East Lansing, Mich.
Stadium Spartan Stadium (75,005)
Surface Natural Grass
TV/Web/Mobile.....FOX/Fox Sports Go
Live Stats.....msuspartans.com
Tickets.....msuspartans.com
All-Time Series.....UM leads, 69-36-5
Series in East Lansing.....UM leads, 20-14-2
Last Meeting.....MSU 14, UM 10 (2017)
Current Series Streak.....1 by MSU (2017-)



Head Coach
Mark Dantonio
MSU Record
104-47 (12th year)
Overall Record
122-64 (15th year)
Record vs. Michigan
8-3



Head Coach
Jim Harbaugh
UM Record
34-12 (fourth year)
Overall Record
92-39 (11th year)
Record vs. MSU
1-2

FIRST-AND-10 –

• Michigan State will look for its ninth win in the last 11 meetings against Michigan as the Spartans take on the No. 6/7 Wolverines Saturday, Oct. 20 in East Lansing. Kickoff is set for 12:05 p.m. in Spartan Stadium. The game will be televised nationally on FOX, with Gus Johnson, Joel Klatt and Jenny Taft on the call. The Spartans (4-2, 2-1) moved back into The Associated Press Poll this week at No. 24 following their 21-17 win at No. 8 Penn State last Saturday, while the Wolverines jumped up to No. 6 after defeating No. 15 Wisconsin, 38-13.

• Michigan State defeated Michigan for the eighth time in the past 10 years, 14-10, last season in Ann Arbor in the first night game in series history. The eight wins in the last decade is the best record for MSU over Michigan in a 10-year span (previous best: 7-1-2). During the past 10 games, MSU has outscored Michigan by 95 points (261-166; 26.1 to 16.6).

• Michigan State head coach **Mark Dantonio** is 8-3 during his tenure against Michigan, including a 4-2 record in Spartan Stadium. Dantonio's .727 winning percentage is the highest for any Spartan coach against the Wolverines (second: **Duffy Daugherty**, .579, 10-7-2 record from 1954-72). Dantonio is 6-3 against ranked Michigan teams and owns 10 victories over AP Top 10 teams in his tenure at Michigan State (No. 4 Wisconsin in 2011; No. 2 Ohio State in 2013 Big Ten Championship Game; No. 5 Stanford in 2014 Rose Bowl; No. 4 Baylor in 2015 Cotton Bowl; No. 7 Oregon in 2015; No. 2 Ohio State in 2015; No. 4 Iowa in 2015 Big Ten Championship Game; No. 7 Michigan in 2017; No. 7 Penn State in 2017; No. 8 Penn State in 2018).

• Saturday's game marks the 111th meeting between Michigan State and Michigan. The Wolverines lead the all-time series, 69-36-5, including a 20-14-2 record in games played in East Lansing and an 18-14-1 mark in Spartan Stadium; however, since 1950, Michigan holds just a six-game edge, 36-30-2. Since 1953, the winner of the Michigan State-Michigan game has been presented the Paul Bunyan Trophy. The four-foot wooden statue was donated by then-Governor G. Mennen Williams to mark Michigan State's acceptance into the Big Ten. Since 1953, Michigan leads the series 36-27-2. The trophy depicts the legendary giant lumberjack astride an axe with feet planted on a map of the state with flags representing the schools.

• The team with the most productive ground attack has won 43 of the last 48 games in the MSU-UM series. Since Mark Dantonio's arrival to MSU in 2007, the Spartans have outrushed the Wolverines by 935 yards (1,923-988). In six of those 11 games, Michigan has been held to 100 rushing yards or fewer, including a school-record low minus-48 yards in 2013. Last season, MSU held a 158-102 advantage on the ground.



2018 SPARTAN FOOTBALL GAME NOTES

MICHIGAN STATE QUICK FACTS

GENERAL INFORMATION

Location: East Lansing, Mich.
Enrollment: 50,019 (fall 2017)
Conference: Big Ten (East Division)
Nickname: Spartans
Colors: Green and White
Interim President: John Engler
Athletics Director: Bill Beekman
Stadium (Capacity): Spartan Stadium (75,005)
Surface: Natural Grass

COACHING STAFF

Head Coach:
Mark Dantonio (South Carolina, 1979)
Record at MSU: 104-47 (12th season)
Career Record: 122-64 (15th season)
Assistant Head Coach/Offensive Line/Recruiting Coordinator: Mark Staten (12th year; Miami-Ohio, 2001)
Defensive Coordinator/Linebackers:
Mike Tressel (12th year; Cornell [Iowa] College, 1996)
Co-Offensive Coordinator/Running Backs:
Dave Warner (12th year; Syracuse, 1982)
Co-Offensive Coordinator/Tight Ends:
Jim Bollman (sixth year; Ohio, 1977)
Defensive Ends:
Chuck Bulough (first year; Michigan State, 1992)
Defensive Tackles:
Ron Burton (sixth year; North Carolina, 1987)
Secondary:
Paul Haynes (third year overall; Kent State, 1992)
Quarterbacks:
Brad Salem (ninth year; Augustana College, 1992)
Wide Receivers:
Terrence Samuel (eighth year; Purdue, 1995)
Asst. Defensive Backs/Special Teams/Freshman:
Don Treadwell (eighth year overall; Miami-Ohio, 1982)

FOOTBALL HISTORY

All-Time Record: 698-455-44 (.601)
First Season of Football: 1896
Bowl Games: 27 (12-15)
National Championships: 6 (1951, 1952, 1955, 1957, 1965, 1966)
Big Ten Championships: 9 (1953, 1965, 1966, 1978, 1987, 1990, 2010, 2013, 2015)
Big Ten Division Championships: 3 (2011, 2013, 2015)
College Football Playoff appearances: 1 (2015)

2018 SPARTAN OUTLOOK

Offense: Multiple
Defense: Multiple 4-3
Lettermen Lost: 21 (12 offense, 8 defense, 1 specialist)
Lettermen Returning: 48 (21 offense, 24 defense, 3 specialists)
Starters Lost: 4 (1 offense, 2 defense, 1 specialist)
Starters Returning: 22 (10 offense, 9 defense, 3 specialists)
Offensive Starters Lost (1): C Brian Allen
Offensive Starters Returning (10): LG David Beedle, RT Luke Campbell, LT Cole Chewins, WR Felton Davis III, RG Kevin Jarvis, QB Brian Lewerke, RB LJ Scott, TE Matt Sokol, WR Darrell Stewart, WR Cody White
Defensive Starters Lost (2): DE Demetrius Cooper, LB Chris Frey
Defensive Starters Returning (9): LB Joe Bachie, LB Andrew Dowell, S David Dowell, CB Justin Layne, CB Josiah Scott, DT Mike Panasiuk, DE Kenny Willekes, NT Raequan Williams, S Khari Willis
Starting Specialists Lost (1): KO Brett Scanlon
Starting Specialists Returning (3): SN Collin Caffisch, PK Matt Coglin, P Jake Hartbarger

• Saturday's game marks the 18th time Michigan State and Michigan have both been ranked in the AP Top 25 during their annual meeting. MSU is 10-6-1 against Michigan when both teams are ranked. Michigan State has defeated Michigan 11 times when UM is ranked in the AP Top 10, including last season when the Wolverines were ranked seventh in the AP Poll.

• The Spartans have consistently produced wins against highly ranked teams under Mark Dantonio. MSU is 10-5 in its last 15 games against teams ranked in The Associated Press Top 10, including a 9-5 record since 2013 (beat No. 2 Ohio State and No. 5 Stanford in 2013; lost to No. 3 Oregon and beat No. 4 Baylor in 2014; beat No. 7 Oregon, No. 2 Ohio State and No. 4 Iowa, and lost to No. 2 Alabama in 2015; lost to No. 2 Michigan, No. 2 Ohio State and No. 8 Penn State in 2016; beat No. 7 Michigan and No. 7 Penn State in 2017; beat No. 8 Penn State in 2018). Michigan State has won 14 of its last 22 games played against AP Top 25 opponents. Michigan State's nine wins over AP Top 10 teams since 2013 ranks third most in the FBS (Alabama with 14, Ohio State with 11).

• Michigan State ranks first in the FBS in rushing defense, allowing just 62.3 yards per game (374 yards total through six games: Utah State, 25; Arizona State, 44; Indiana, 29; Central Michigan, 63; Northwestern, 8; Penn State, 205). MSU also has only given up 12 rushes of 10-plus yards, second fewest in the FBS (San Diego State, 9).

• Senior safety Khari Willis was named the Big Ten Defensive Player of the Week after leading the Spartans with a season-high nine tackles, including seven solo stops, in MSU's 21-17 win at No. 8 Penn State last Saturday. The Jackson, Michigan, native also forced a fumble on PSU quarterback Trace McSorley in the first quarter, and recorded his team-leading fifth pass break-up of the season later in the game. Willis' effort helped the Spartans hold Penn State to a season low in points (17) and first downs (14). The 17 points scored by Penn State were the fewest by the Nittany Lions since scoring 10 in a loss at Michigan on Sept. 24, 2016. In addition, the 397 yards of total offense was the second-lowest offensive output for PSU this season. MSU also held PSU under 200 yards passing for just the second time this season (179 vs. Pittsburgh).

• Senior wide receiver Felton Davis III recorded his first 100-yard receiving game of the season and fourth of his career with eight catches for 100 yards in the victory at No. 8 Penn State. Davis tied his career high with two touchdown receptions, including the game-winning 25-yard score with 19 seconds left in the game, and also caught a 20-yard TD pass from Brian Lewerke in the third quarter that tied the game at 14. Davis now has 14 TD receptions in his career, tied for 11th in school history. The game-winning TD catch was the 100th career reception for Davis; he is one of 30 players in school history to record at least 100 career catches.



MICHIGAN STATE-MICHIGAN SERIES: NOTES AND STATISTICS

TEAM COMPARISONS –

	Michigan State	Michigan
Basic Offense	Multiple	Pro Style
Basic Defense	Multiple 4-3	4-3
Offensive Starters Returning	10	9*
Defensive Starters Returning	9	10*
Specialists Returning	3	2

* includes split-time starters

STAT LEADERS –

Michigan State:

Rushing – Connor Heyward (50 carries for 191 yards, 3.8 avg., 31.8 ypg, 3 TDs)
Passing – Brian Lewerke (135-of-225, .600, 1,587 yards, 264.5 ypg, 8 TDs, 7 INTs)
Receiving – Felton Davis III (31 catches for 474 yards, 15.3 avg., 79.0 ypg, 4 TDs)
Tackles – Joe Bachie (43 tackles, 26 solo, 17 assists, 3.5 TFLs, 1 sack, 1 INT, 2 PBUs)



Michigan:

Rushing – Karan Higdon (120 carries for 687 yards, 5.7 avg., 114.5 ypg, 6 TDs)
Passing – Shea Patterson (109-of-159 for 1,311 yards, 187.3 ypg, 10 TD, 3 INTs)
Receiving – Zach Gentry (21 catches for 311 yards, 14.8 avg, 44.4 ypg, 1 TD)
Tackles – Devin Bush (44 tackles, 22 solo, 22 assists, 6 TFLs, 3.5 sacks, 3 PBUs)

2018 SPARTAN FOOTBALL GAME NOTES



WEEKLY MEDIA PLANNER

Monday, Oct. 15	Tuesday, Oct. 16	Wednesday, Oct. 17	Thursday, Oct. 18	Friday, Oct. 19	Saturday, Oct. 20	Sunday, Oct. 21
<p><u>7:37 a.m.</u> Mark Dantonio's weekly interview on WJR 760-AM.</p> <p><u>5:30 p.m.</u> Spartan All-Access TV show debuts on FOX Sports Detroit.</p>	<p><u>11 a.m.</u> Game notes available at msuspartans.com.</p> <p><u>11:30 a.m.</u> Mark Dantonio's weekly press conference (Spartan Stadium/North End Zone – Media Center). Live on SpartanSportsNetwork.com.</p> <p><u>12 p.m.</u> MSU captains press conference (Spartan Stadium/North End Zone – Media Center).</p> <p><u>12:32 p.m.</u> Mark Dantonio's weekly Big Ten Teleconference.</p> <p><u>3:45 p.m.</u> Closed practice.</p>	<p><u>3:45 p.m.</u> Closed practice.</p>	<p><u>3:45 p.m.</u> Closed practice.</p> <p><u>7-8 p.m.</u> Mark Dantonio radio show at Reno's East (1310 Abbot Road, East Lansing). Listen live on all affiliates, on the SSN 24/7 mobile app, and SpartanSportsNetwork.com.</p> 	<p>TBA Walk-thru. Closed to media and no interviews.</p>	<p><u>12:05 p.m.</u> Kickoff vs. Michigan (FOX/Fox Sports Go)</p> <p>Mark Dantonio and selected players available in post-game press conference.</p> 	<p><u>6:30 p.m.</u> Mark Dantonio weekly teleconference.</p>

STAT COMPARISON (BIG TEN RANK/FBS RANK) –

	Michigan State	Michigan
Scoring	26.2 (8/84)	38.1 (3/23)
Total Offense	394.5 (9/79)	424.0 (6/51)
Rushing Offense	123.0 (13/114)	217.0 (5/28)
Passing Offense	271.5 (4/33)	207.0 (9/93)
Time of Possession	34:27 (1/6)	33:20 (2/12)
Third Down Conversions	.352 (11/104)	.485 (3/15)
Red Zone Offense	.880 (6/42)	.867 (7/51)
Sacks Allowed	2.50 (11/83)	1.57 (3/35)
Scoring Defense	22.3 (6/41)	15.4 (1/9)
Total Defense	348.7 (4/37)	238.0 (1/2)
Rushing Defense	62.3 (1/1)	108.9 (3/15)
Passing Defense	286.3 (13/117)	129.1 (1/1)
Third Down Conversions Defense	.333 (5/31)	.323 (4/27)
Red Zone Defense	.800 (3/48)	.929 (14/112)
Sacks	2.33 (7/56)	2.86 (4/27)
Turnover Margin	0.00 (9/64)	0.43 (4/39)
Fewest Penalty Yards	56.7 (5/59)	69.7 (10/105)

A QUICK GLANCE AT MICHIGAN (6-1, 4-0 BIG TEN) –

• The No. 6/7 Wolverines bring a 6-1 overall and 4-1 B1G ledger into Saturday's battle for the Paul Bunyan Trophy . . . Michigan has won its last six games since a 24-17 loss at No. 11 Notre Dame in the season opener . . . the Wolverines picked up their first win of the streak in their home opener on Sept. 8 with a 49-3 victory over Western Michigan, then beat SMU, 45-20, on Sept. 15 . . . UM opened Big Ten action with a 56-10 win over Nebraska, then escaped an upset bid by Northwestern, 20-17, on the road on Sept. 29, before returning home to beat Maryland, 42-21 on Oct. 6 and Wisconsin, 38-13, last Saturday.

• Last time out, the Wolverines pulled away from a 13-7 halftime lead and won going away, 38-13, against No. 15 Wisconsin Saturday night at home . . . after a scoreless first quarter, the teams traded TDs early in the second stanza with the Wolverines scoring first before the Badgers scored to tie it up, then Michigan reeled off 31 unanswered points to open a 38-7 lead before Wisconsin scored with just under four minutes remaining in the game.

• UM totaled 444 yards of total offense, with 320 yards rushing and 124 passing, while limiting Wisconsin to 283 yards of total offense, on 183 rushing and 100 passing . . . the Wolverine defense also snared two interceptions and limited the Badgers to just 2-of-11 on third-down conversions . . . Michigan had a commanding 37:01-22:59 time of possession advantage.

• Michigan's defense leads not only the B1G but the FBS in passing yards allowed (129.1 ypg), while ranking third in the conference and 15th in the country in rushing defense (108.9 ypg), to rank tops in the B1G and second in FBS in total defense (238.0 ypg) . . . UM is also first in the league and ninth in the nation in scoring defense (15.4 ppg).

AROUND THE BIG TEN

2018 BIG TEN STANDINGS

	Conf.	Games	All Games
East Division			
Ohio State	4-0	1.000	7-0 1.000
Michigan	4-0	1.000	6-1 .857
Michigan State	2-1	.667	4-2 .667
Maryland	2-1	.667	4-2 .667
Penn State	1-2	.333	4-2 .667
Indiana	1-3	.250	4-3 .571
Rutgers	0-4	.000	1-6 .143
West Division			
Northwestern	3-1	.750	3-3 .500
Wisconsin	2-1	.667	4-2 .667
Iowa	2-1	.667	5-1 .833
Purdue	2-1	.667	3-3 .500
Illinois	1-2	.333	3-3 .500
Minnesota	0-3	.000	3-3 .500
Nebraska	0-4	.000	0-6 .000



THIS WEEK'S SCHEDULE

Michigan at Michigan State, 12 p.m. (FOX)
 Maryland at Iowa, 12 p.m. (ESPN2)
 Northwestern at Rutgers, 12 p.m. (BTN)
 Illinois at Wisconsin, 12 p.m. (FS1)
 Penn State at Indiana, 3:30 p.m. (ABC)
 Minnesota at Nebraska, 3:30 p.m. (BTN)
 Ohio State at Purdue, 7:30 p.m. (ABC)

LAST WEEK'S RESULTS

Iowa 42, Indiana 16
 Maryland 34, Rutgers 7
 Northwestern 34, Nebraska 31
 Ohio State 30, Minnesota 14
 Purdue 46, Illinois 7
Michigan State 21, Penn State 17
 Michigan 38, Wisconsin 13



2018 SPARTAN FOOTBALL GAME NOTES

ATHLETIC COMMUNICATIONS

GENERAL INFORMATION

Mailing Address

1855 Place, 550 S. Harrison Rd.
East Lansing, MI 48823

Office Phone (517) 355-2271

Fax (517) 353-9636

Website..... msuspartans.com

SOCIAL MEDIA

Facebook (Athletics) MSUAthletics

Facebook (Football) MichiganStateFootball

Twitter (Football) @MSU_Football

Twitter (Athletics) @MSU_Athletics

Instagram MSU_Football

YouTube Channel..... MSUSpartanAthletics

STAFF

Associate AD/Communications Matt Larson

Email larsom@ath.msu.edu

Associate Director/Football Contact Ben Phlegar

Cell Phone (517) 896-0031

Email phlegarb@ath.msu.edu

Assistant Director/Football Contact Zach Fisher

Cell Phone (517) 896-2413

Email zfisher@ath.msu.edu

Athletic Communications Director Jamie Baldwin

Email jweir@ath.msu.edu

Associate Director Mike "Mex" Carey

Email carey@ath.msu.edu

Assistant Director Jeff Barnes

Email jbarnes@ath.msu.edu

Assistant Director Kara Fisher

Email kfisher@ath.msu.edu

Director of Digital Production Nick Baker

Email nbaker@ath.msu.edu

Video Producer Bob Armstrong

Email armstr84@ath.msu.edu

Video Producer Matthew Fair

Email fairmatt@ath.msu.edu

Video Producer Jacob Huber

Email huberjac@ath.msu.edu

Senior All-Access Producer Justin Garant

Email garantju@ath.msu.edu

Video Producer Matt McCullough

Email mccull13@ath.msu.edu

Video Producer Ben Owen

Email owenbenj@ath.msu.edu

Video Producer Julian Stall

Email stalljul@ath.msu.edu

Director of Graphic Design Kyle Barnes

Email kyle.barnes@ath.msu.edu

Office Assistant Paulette Martis

Email martis@ath.msu.edu

Staff Assistant Keeler McJunkin

Email mcjunkin4@ath.msu.edu

Staff Assistant Austin Overmann

Email overman1@ath.msu.edu

MICHIGAN STATE
FOOTBALL

msuspartans.com

facebook

MSUAthletics/MichiganStateFootball



@msu_football

@msu_athletics



MSUSpartanAthletics

• Offensively, the Wolverines are fifth in the conference and 28th in the country in rushing (217.0 ypg), along with ninth in the league and 93rd in the nation in passing offense (207.0 ypg), to rank sixth in the B1G and 51st in FBS in total offense (424.0 ypg) . . . Michigan is third in the conference and 23rd in the country in scoring offense (38.1 ppg).

• Michigan is tied for first in the B1G and tied for fifth in FBS in turnovers lost with just five, while ranking eighth in the league and 85th in the nation in turnovers gained (8), to rank fourth in the conference and 39th in the country in turnover margin (0.43) . . . the Wolverines are also tied for tops in the league and tied for second in the nation in fewest fumbles lost (1).

• UM shares the league lead and is tied for fifth in the nation in defensive TDs (3).

• The Wolverines are second in the conference and 11th in the country in net punting (42.1 ypp).

• For the season, quarterback **Shea Patterson** is fourth in the B1G and 27th in FBS in passing efficiency (154.8), along with fifth in the league and 48th in the nation in passing TDs (10), seventh in the conference and 59th in the country in passing yards (1,311) and 10th in the league and 76th in the nation in passing yards per game (187.3) . . . Patterson is 109-of-159 (.686) for 1,311 yards (12.0 ypc/187.3 ypg) with 10 TDs and three INTs . . . he also has 32 rushes for 121 yards (3.8 ypc) with one TD.

• **Karan Higdon** is third in the B1G and 10th in FBS in rushing yards per game (114.5), along with third in the league and 12th in the nation in rushing yards (687), as well as third in the conference and 36th in the country in rushing TDs (6) . . . he has 120 carries for 687 yards (5.7 ypc/114.5 ypg).

• Senior tight end **Zach Gentry** and sophomore wide receiver **Donovan Peoples-Jones** share the team lead with 21 receptions apiece, with Gentry tallying 311 yards (14.8 ypc/44.4 ypg), while Peoples-Jones has 247 yards (11.8 ypc/35.3 ypg).

• Defensively, **Chase Winovich** is second in the B1G and tied for 15th in FBS in total tackles for loss (10.5), also ranking third in the conference and 26th in the country in tackles for loss per game (1.5) . . . Winovich is also tied for third in the league and tied for 32nd in the nation in TFL yards (44) . . . he adds three sacks, ranking tied for 14th in the B1G, as well as tied for 12th in sack yards (27) and tied for 20th in sacks/game (0.43) . . . Winovich has 39 total tackles (23 solo, 16 assists), ranking tied for 23rd in the conference.

ALL-TIME SERIES RESULTS VS. MICHIGAN

Overall: 36-69-5				1941	L	7-19	A	1981	L	20-38	H
Big Ten: 27-36-2				1942	L	0-20	A	1982	L	17-31	A
H: 14-20-2; A: 22-49-3				1945	L	0-40	A	1983	L	0-42	H
1898	L	0-39	A	1946	L	7-55	A	1984	W	19-7	A
1902	L	0-119	A	1947	L	0-55	A	1985	L	0-31	H
1907	L	0-46	A	1948	L	7-13	H	1986	L	6-27	A
1908	T	0-0	H	1949	L	3-7	A	1987	W	17-11	H
1910	L	3-6	A	1950	W	14-7	A	1988	L	3-17	A
1911	L	3-15	H	1951	W	25-0	A	1989	L	7-10	H
1912	L	7-55	A	1952	W	27-13	A	1990	W	28-27	A
1913	W	12-7	A	1953	W	14-6	H	1991	L	28-45	H
1914	L	0-3	H	1954	L	7-33	A	1992	L	10-35	A
1915	W	24-0	A	1955	L	7-14	A	1993	W	17-7	H
1916	L	0-9	A	1956	W	9-0	A	1994	L	20-40	A
1917	L	0-27	A	1957	W	35-6	A	1995	W	28-25	H
1918	L	6-21	A	1958	T	12-12	H	1996	L	29-45	A
1919	L	0-26	A	1959	W	34-8	A	1997	L	7-23	H
1920	L	0-35	A	1960	W	24-17	H	1998	L	17-29	A
1921	L	0-30	A	1961	W	28-0	A	1999	W	34-31	H
1922	L	0-63	A	1962	W	28-0	H	2000	L	0-14	A
1923	L	0-37	A	1963	T	7-7	A	2001	W	26-24	H
1924	L	0-7	H	1964	L	10-17	H	2002	L	3-49	A
1925	L	0-39	A	1965	W	24-7	A	2003	L	20-27	H
1926	L	3-55	A	1966	W	20-7	H	2004	L	37-45 (3OT)	A
1927	L	0-21	A	1967	W	34-0	A	2005	L	31-34 (OT)	H
1928	L	0-3	A	1968	L	14-28	A	2006	L	13-31	A
1929	L	0-17	A	1969	W	23-12	H	2007	L	24-28	H
1930	T	0-0	A	1970	L	20-34	A	2008	W	35-21	A
1931	T	0-0	A	1971	L	13-24	H	2009	W	26-20 (OT)	H
1932	L	0-26	A	1972	L	0-10	A	2010	W	34-17	A
1933	L	6-20	A	1973	L	0-31	H	2011	W	28-14	H
1934	W	16-0	A	1974	L	7-21	A	2012	L	10-12	A
1935	W	25-6	A	1975	L	6-16	H	2013	W	29-6	H
1936	W	21-7	A	1976	L	10-42	A	2014	W	35-11	H
1937	W	19-14	A	1977	L	14-24	H	2015	W	27-23	A
1938	L	0-14	A	1978	W	24-15	A	2016	L	23-32	H
1939	L	13-26	A	1979	L	7-21	H	2017	W	14-10	A
1940	L	14-21	A	1980	L	23-27	A				



• Bush leads the UM defense with 44 total tackles, evenly split with 22 solo and 22 assists, and ranks 11th in the B1G, as well as 27th in the league in tackles per game (6.3) and ninth in assists (22) . . . Bush is also tied for 10th in the Big Ten in sacks (3.5), tied for 12th in sacks/game (0.5) and tied for 20th in sack yards (19) . . . additionally, Bush is 14th in the conference with 6.0 tackles for loss, ranking 21st in TFL/game (0.86) and 24th in TFL yards (25).

• Placekicker **Quinn Nordin** is 11-of-14 (.786) on FGs with a long of 50 yards, adding 30-of-31 on PATs . . . he leads the conference and ranks 17th in the country in scoring (9.0 points per game), as well as 10th in the league in points responsible for per game (9.0) . . . Nordin is second in the B1G and 17th in FBS in field goals/game (1.57), as well as fourth in the league and 31st in the nation in field goal percentage.

• **Will Hart** tops the conference with a 51.1 yards per punt average, with 20 total punts, with a long of 64 yards, one of 13 punts of 50+ yards and has eight inside the 20.

MSU/MICHIGAN SERIES NOTES –

• Michigan State defeated No. 7 Michigan for the eighth time in the past 10 years, 14-10, last season in Ann Arbor in the first night game in series history. The eight wins in the last decade is the best record for MSU over Michigan in a 10-year span (previous best: 7-1-2). During the past 10 games, MSU has outscored Michigan by 95 points (261-166; 26.1 to 16.6).

• Michigan State head coach **Mark Dantonio** is 8-3 during his tenure against Michigan, including a 4-2 record in Spartan Stadium. Dantonio's .727 winning percentage is the highest for any Spartan coach against the Wolverines (second: **Duffy Daugherty**, .579, 10-7-2 record from 1954-72). Dantonio is 6-3 against ranked Michigan teams and owns nine victories over AP Top 10 teams in his tenure at Michigan State (No. 4 Wisconsin in 2011; No. 2 Ohio State in 2013 Big Ten Championship Game; No. 5 Stanford in 2014 Rose Bowl; No. 4 Baylor in 2015 Cotton Bowl; No. 7 Oregon in 2015; No. 2 Ohio State in 2015; No. 4 Iowa in 2015 Big Ten Championship Game; No. 7 Michigan in 2017; No. 7 Penn State in 2017).

• Saturday's game marks the 111th meeting between Michigan State and Michigan. The Wolverines lead the all-time series, 69-36-5, including a 20-14-2 record in games played in East Lansing and an 18-14-1 mark in Spartan Stadium; however, since 1950, Michigan holds just a six-game edge, 36-30-2.

Here's a look at Dantonio's results against Michigan (8-3):

Date	Result	Site
Nov. 3, 2007	No. 15 Michigan 28, Michigan State 24	East Lansing
Oct. 25, 2008	Michigan State 35, Michigan 21	Ann Arbor
Oct. 3, 2009	Michigan State 26, No. 22 Michigan 20 (OT)	East Lansing
Oct. 9, 2010	No. 17 Michigan State 34, No. 18 Michigan 17	Ann Arbor
Oct. 15, 2011	No. 23 Michigan State 28, No. 11 Michigan 14	East Lansing
Oct. 20, 2012	No. 23 Michigan 12, Michigan State 10	Ann Arbor
Nov. 3, 2013	No. 24 Michigan State 29, No. 23 Michigan 6	East Lansing
Oct. 25, 2014	No. 8 Michigan State 35, Michigan 11	East Lansing
Oct. 17, 2015	No. 7 Michigan State 27, No. 12 Michigan 23	Ann Arbor
Oct. 29, 2016	No. 2 Michigan 32, Michigan State 23	East Lansing
Oct. 7, 2017	Michigan State 14, No. 7 Michigan 10	Ann Arbor

BATTLE FOR THE PAUL BUNYAN TROPHY –

• Since 1953, the winner of the Michigan State-Michigan game has been presented the Paul Bunyan Trophy. The four-foot wooden statue was donated by then-Governor G. Mennen Williams to mark Michigan State's acceptance into the Big Ten. Since 1953, Michigan leads the series 36-27-2. The trophy depicts the legendary giant lumberjack astride an axe with feet planted on a map of the state with flags representing the schools.

BATTLE FOR IN-STATE BRAGGING RIGHTS –

• Michigan State's 2018 roster features 50 players from the state of Michigan.

POLLS (OCT. 14)

ASSOCIATED PRESS

Rk.	School	Record
1.	Alabama (60)	7-0
2.	Ohio State (1)	7-0
3.	Clemson	6-0
4.	Notre Dame	7-0
5.	LSU	6-1
6.	Michigan	6-1
7.	Texas	6-1
8.	Georgia	6-1
9.	Oklahoma	5-1
10.	UCF	6-0
11.	Florida	6-1
12.	Oregon	5-1
13.	West Virginia	5-1
14.	Kentucky	5-1
15.	Washington	5-2
16.	North Carolina State	5-0
17.	Texas A&M	5-2
18.	Penn State	4-2
19.	Iowa	5-1
20.	Cincinnati	6-0
21.	South Florida	6-0
22.	Mississippi State	4-2
23.	Wisconsin	4-2
24.	Michigan State	4-2
25.	Washington State	5-1

USA TODAY/AMWAY COACHES

Rk.	School	Record
1.	Alabama (61)	7-0
2.	Ohio State (1)	7-0
3.	Clemson (2)	6-0
4.	Notre Dame	7-0
5.	LSU	6-1
6.	Georgia	6-1
7.	Michigan	6-1
8.	Texas	6-1
9.	UCF	6-0
10.	Oklahoma	5-1
11.	Oregon	5-1
12.	Florida	6-1
13.	West Virginia	5-1
14.	Washington	5-2
15.	North Carolina State	5-0
16.	Penn State	4-2
17.	Kentucky	5-1
18.	Texas A&M	5-2
19.	Wisconsin	4-2
20.	South Florida	6-0
21.	Cincinnati	6-0
22.	Iowa	5-1
23.	Washington State	5-1
24.	Stanford	4-2
25.	Colorado	5-1

(First-place votes) | **Bold** indicates MSU opponent

SPARTANS IN THE POLLS

ASSOCIATED PRESS COACHES CFP			
Week	AP	COACHES	CFP
Preseason	11	12	-
Sept. 4	15	13	-
Sept. 9	25	24	-
Sept. 16	24	23	-
Sept. 23	21	18	-
Sept. 30	20	19	-
Oct. 7	-	RV	-
Oct. 14	24	RV	-



2018 SPARTAN FOOTBALL GAME NOTES

2018 SPARTAN FOOTBALL STAFF

COACHING STAFF

Head Coach:

Mark Dantonio (South Carolina, 1979)

Record at MSU: 104-47 (12th season)

Career Record: 122-64 (15th season)

Assistant Head Coach/Offensive Line/Recruiting Coordinator:

Mark Staten (12th year; Miami-Ohio, 2001)

Defensive Coordinator/Linebackers:

Mike Tressel (12th year; Cornell [Iowa] College, 1996)

Co-Offensive Coordinator/Running Backs:

Dave Warner (12th year; Syracuse, 1982)

Co-Offensive Coordinator/Tight Ends:

Jim Bollman (sixth year; Ohio, 1977)

Defensive Ends:

Chuck Bulough (first year; Michigan State, 1992)

Defensive Tackles:

Ron Burton (sixth year; North Carolina, 1987)

Secondary:

Paul Haynes (third year overall; Kent State, 1992)

Quarterbacks:

Brad Salem (ninth year; Augustana College, 1992)

Wide Receivers:

Terrence Samuel (eighth year; Purdue, 1995)

Asst. Defensive Backs/Freshman:

Don Treadwell (eighth year overall; Miami-Ohio, 1982)

Defensive Analyst: Nick Ruffing (ninth year overall)

Defensive Analyst: Steve Gardiner (fifth year overall)

Special Teams Analyst: Shayne Graham

Graduate Assistant/Defense: Cam Cleminson

Graduate Assistant/Defense: Jesse Johnson

Graduate Assistant/Offense: Blake Treadwell

Graduate Assistant/Offense: Ethan McGuire

Defensive Intern: Jaius Jones

ADMINISTRATIVE/RECRUITING STAFF

Assistant AD/Director of Football Operations:

Tim Allen (11th year)

Director of Executive Football Operations:

Brad Lunsford (12th year)

Director of Personnel/Player Development &

Relations: Dino Folino (17th year)

Executive Director of Player Personnel &

Recruiting: Sheldon White (third year)

Head Football Coach Executive Administrator:

Simone Proulx (11th year)

Assistant Director of Football Operations/Camp

Coordinator: Cody Cox (second year)

On-Campus Recruiting Coordinator:

Garrett Briningstool (second year)

Player Personnel Coordinator:

Bulter Benton (third year)

Office Assistant: Cindy Mejorado (20th year)

STRENGTH AND CONDITIONING STAFF

Head Strength and Conditioning Coach:

Ken Mannie (24th year)

Associate Head Strength and Conditioning Coach:

Tommy Hoke (15th year)

Associate Head Strength and Conditioning Coach:

Mike Vorkapich (23rd year)

Associate Head Strength and Conditioning Coach:

Lorenzo Guess (seventh year)

Associate Strength and Conditioning Coach:

Bill Burghardt (seventh year)

ATHLETIC TRAINING STAFF

Head Athletic Trainer: Sally Nogle (35th year)

Football Trainer: Tamaria Hibbler (second year)

Football Trainer: Brett Penning (first year)

Team Nutritionists: Rob Masterson, Rayanne

Nguyen

EQUIPMENT STAFF

Head Football Equipment Manager: Dylan Martinez

(13th year)

Football Equipment Manager: Juan Moreno (ninth year)

Football Equipment Manager: Dan Kalchik (first

year)

COACHING TECHNOLOGY/CREATIVE MEDIA

Director of Coaching Technology/Creative Media:

Matt Harper (10th year)

Social Media Co-Director/Head of Creative Video:

Carter Ellwood (second year)

Social Media Co-Director/Lead Graphic Designer:

Joe Robbins (second year)

Assistant Director: Devin McKenney (first year)

ACADEMIC STAFF

Executive Director/Student-Athlete Support

Services: Todd Edwards (15th year)

Associate Director: Mandy Chandler (21st year)

Assistant Director: Antwan Joseph (second year)

SPARTANS RANK SECOND IN ALL-TIME VICTORIES vs. MICHIGAN –

• Michigan State ranks second among opponents in all-time victories over Michigan. Only Ohio State (50) has posted more wins over the Wolverines than the Spartans (36).

All-Time Wins vs. Michigan

Opponent	Games Played	Wins vs. UM
Ohio State	114	50
Michigan State	110	36
Minnesota	103	25
Illinois	95	23

LONG HISTORY OF BIG WINS OVER MICHIGAN –

• Michigan State has defeated Michigan 11 times when the Wolverines were ranked in the AP Top 10, including a 14-10 win over No. 7 Michigan in 2017. Michigan enters Saturday's game ranked No. 6 in the AP Poll.

Here's a look at MSU's all-time AP Top 10 wins over Michigan:

Date	Result	Site
Sept. 30, 1950	No. 19 MSU 14, No. 3 Michigan 7	Ann Arbor
Oct. 6, 1956	No. 2 MSU 9, No. 5 Michigan 0	Ann Arbor
Oct. 12, 1957	No. 2 MSU 35, No. 6 Michigan 6	Ann Arbor
Oct. 14, 1961	No. 5 MSU 28, No. 6 Michigan 0	Ann Arbor
Oct. 14, 1978	MSU 24, No. 5 Michigan 15	Ann Arbor
Oct. 13, 1990	MSU 28, No. 1 Michigan 27	Ann Arbor
Oct. 9, 1993	MSU 17, No. 9 Michigan 7	East Lansing
Nov. 4, 1995	MSU 28, No. 7 Michigan 25	East Lansing
Oct. 9, 1999	No. 11 MSU 34, No. 3 Michigan 31	East Lansing
Nov. 3, 2001	MSU 26, No. 6 Michigan 24	East Lansing
Oct. 7, 2017	MSU 14, No. 7 Michigan 10	Ann Arbor

MSU'S LAST-SECOND WIN AT MICHIGAN IN 2015 PRODUCED NO. 1 PLAY OF THE SEASON –

• Michigan State's Jalen Watts-Jackson scooped up a fumbled snap on a punt attempt and ran it back 38 yards for a TD as time expired to give No. 7 Michigan State a 27-23 victory at No. 12 Michigan on Oct. 17, 2015. The unforgettable touchdown was named the No. 1 play of the 2015 season at the ESPN College Football Awards Show in Atlanta on Dec. 10.

BATTLE OF RANKED TEAMS –

• Saturday's game marks the 18th time Michigan State and Michigan have both been ranked in the AP Top 25 during their annual meeting, and the first since 2015. MSU is 10-6-1 against Michigan when both teams are ranked, including a four-game winning streak.

Here's a look at the 16 previous Michigan State-Michigan games when both teams were ranked in the AP Top 25 (MSU wins in bold type):

Date	Result (Associated Press Ranking)	Site
Sept. 30, 1950	No. 19 MSU 14, No. 3 Michigan 7	Ann Arbor
Sept. 29, 1951	No. 2 MSU 25, No. 17 Michigan 0	Ann Arbor
Oct. 6, 1956	No. 2 MSU 9, No. 5 Michigan 0	Ann Arbor
Oct. 12, 1957	No. 2 MSU 35, No. 6 Michigan 6	Ann Arbor
Oct. 4, 1958	No. 4 MSU 12, No. 16 Michigan 12	East Lansing
Oct. 14, 1961	No. 5 MSU 28, No. 6 Michigan 0	Ann Arbor
Oct. 10, 1964	No. 7 Michigan 17, No. 9 MSU 10	East Lansing
Oct. 11, 1975	No. 8 Michigan 16, No. 15 MSU 15	East Lansing
Oct. 6, 1979	No. 11 Michigan 38, No. 16 MSU 29	East Lansing
Oct. 14, 1989	No. 5 Michigan 10, No. 21 MSU 7	East Lansing
Oct. 25, 1997	No. 5 Michigan 23, No. 15 MSU 7	East Lansing
Oct. 9, 1999	No. 11 MSU 34, No. 3 Michigan 31	East Lansing
Nov. 1, 2003	No. 11 Michigan 27, No. 9 MSU 20	East Lansing
Oct. 9, 2010	No. 17 MSU 34, No. 18 Michigan 17	Ann Arbor
Oct. 15, 2011	No. 23 MSU 28, No. 11 Michigan 14	East Lansing
Nov. 2, 2013	No. 24 MSU 29, No. 23 Michigan 6	East Lansing
Oct. 17, 2015	No. 7 MSU 27, No. 12 Michigan 23	Ann Arbor

2018 SPARTAN FOOTBALL GAME NOTES



GROUND GAME KEY FACTOR IN THIS SERIES –

• The team with the most productive ground attack has won 43 of the last 48 games in the MSU-UM series. Since Mark Dantonio's arrival to MSU in 2007, the Spartans have outrushed the Wolverines by 935 yards (1,923-988). In six of those 11 games, Michigan has been held to 100 rushing yards or fewer, including a school-record low minus-48 yards in 2013. Last season, MSU held a 158-102 advantage on the ground.

• The only exceptions to that trend came in the following years: in 2016 as Michigan threw for 244 yards and held off a late Spartan rally to win 32-23 in East Lansing; in 2015 as **Jalen Watts-Jackson** scooped up a fumble and ran it back 38 yards for a touchdown on the game's final play to give MSU a 27-23 win; in 2007, when Chad Henne threw for 221 yards and four scores, including two in the fourth quarter, as Michigan rallied from a 24-14 fourth-quarter deficit for a 28-24 victory; on Oct. 30, 2004, when Henne passed for 273 yards and four TDs as the Wolverines rallied from a 27-10 fourth-quarter deficit for a 45-37 triple-overtime win; on Nov. 4, 1995, when **Tony Banks** threw for 318 yards, including a 25-yard scoring strike to **Nigea Carter** with 1:24 left in the fourth quarter that gave the Spartans a 28-25 victory over the seventh-ranked Wolverines.

Here's a look at the rushing totals (net yards) since 1970:

Year	MSU	UM	Result	Year	MSU	UM	Result
1970	194	304	UM 34-20	1994	17	349	UM 40-20
1971	59	322	UM 24-13	1995	73	218	MSU 28-25
1972	176	323	UM 10-0	1996	98	206	UM 45-29
1973	40	229	UM 31-0	1997	95	173	UM 23-7
1974	81	166	UM 21-7	1998	110	206	UM 29-17
1975	117	258	UM 16-6	1999	90	6	MSU 34-31
1976	98	442	UM 42-10	2000	63	188	UM 14-0
1977	107	302	UM 24-14	2001	169	121	MSU 26-24
1978	248	233	MSU 24-15	2002	59	188	UM 49-3
1979	156	219	UM 21-7	2003	36	216	UM 27-20
1980	103	252	UM 27-23	2004	368	223	UM 45-37 (3OT)
1981	89	423	UM 38-20	2005	173	232	UM 34-31 (OT)
1982	51	274	UM 31-17	2006	60	211	UM 31-13
1983	26	277	UM 42-0	2007	191	100	UM 28-24
1984	123	119	MSU 19-7	2008	167	84	MSU 35-21
1985	56	164	UM 31-0	2009	197	28	MSU 26-20 (OT)
1986	54	161	UM 27-6	2010	249	162	MSU 34-17
1987	193	93	MSU 17-11	2011	213	82	MSU 28-14
1988	80	249	UM 17-3	2012	112	163	UM 12-10
1989	77	169	UM 10-7	2013	142	-48	MSU 29-6
1990	222	176	MSU 28-27	2014	219	61	MSU 35-11
1991	84	326	UM 45-28	2015	58	62	MSU 27-23
1992	60	294	UM 35-10	2016	217	192	UM 32-23
1993	131	33	MSU 17-7	2017	158	102	MSU 14-10

MSU/MICHIGAN SERIES COMPARISON UNDER DANTONIO –

• Michigan State head coach **Mark Dantonio** is 8-3 during his tenure against Michigan. Here's a closer look at the stat breakdown from each of those seven contests:

Year	Score	Total Offense	Rushing	Passing
2007	UM 28, MSU 24 (-4)	MSU 352, UM 311 (+41)	MSU 191, UM 100 (+91)	UM 211, MSU 161 (+50)
2008	MSU 35, UM 21 (+14)	MSU 473, UM 252 (+221)	MSU 167, UM 84 (+83)	MSU 306, UM 168 (+138)
2009	MSU 26, UM 20 (+6)	MSU 417, UM 251 (+166)	MSU 197, UM 28 (+169)	UM 223, MSU 220 (-3)
2010	MSU 34, UM 17 (+17)	MSU 536, UM 377 (+159)	MSU 249, UM 162 (+87)	MSU 287, UM 215 (+72)
2011	MSU 28, UM 14 (+14)	MSU 333, UM 250 (+83)	MSU 213, UM 82 (+131)	UM 168, MSU 120 (-48)
2012	UM 12, MSU 10 (-2)	UM 326, MSU 304 (-22)	UM 163, MSU 112 (-51)	MSU 192, UM 163 (+29)
2013	MSU 29, UM 6 (+23)	MSU 394, UM 168 (+226)	MSU 142, UM -48 (+190)	MSU 252, UM 216 (+36)
2014	MSU 35, UM 11 (+24)	MSU 446, UM 186 (+260)	MSU 219, UM 61 (+158)	MSU 227, UM 125 (+102)
2015	MSU 27, UM 23 (+4)	MSU 386, UM 230 (+156)	MSU 58, UM 62 (-4)	MSU 328, UM 168 (+160)
2016	UM 32, MSU 23 (-9)	UM 436, MSU 401 (-35)	MSU 217, UM 192 (+25)	UM 244, MSU 184 (+60)
2017	MSU 14, UM 10 (+4)	UM 300, MSU 252 (-48)	MSU 158, UM 102 (+56)	UM 198, MSU 94 (-104)
Totals	MSU 285-194 (+91)	MSU 3961-3087 (+874)	MSU 1923-988 (+935)	MSU 2371-2099 (+272)
Avg.	MSU 26-18 (+8)	MSU 360-281 (+79)	MSU 175-90 (+85)	MSU 216-191 (+25)

ALL-TIME WINNINGEST COACHES - MICHIGAN STATE HISTORY

OVERALL

Rk.	Coach (Years)	Wins
1.	Duffy Daugherty (1954-72)	109
2.	Mark Dantonio (2007-)	104
3.	Charles Bachman (1933-46)	70
4.	George Perles (1983-94)	68
5.	Chester Brewer (1903-10, '17, '19)	58

Rk.	Coach (Years)	Win Pct.
1.	John Macklin (1911-15)	.853 (29-5)
2.	Clarence "Biggie" Munn (1947-53)	.846 (54-9-20)
3.	Jim Crowley (1929-32)	.712 (22-8-3)
4.	Chester Brewer (1903-10, '17, '19)	.699 (58-23-7)
5.	Mark Dantonio (2007-)	.689 (104-47)

BIG TEN GAMES

Rk.	Coach (Years)	Wins
1.	Duffy Daugherty (1954-72)	72
2.	Mark Dantonio (2007-)	62
3.	George Perles (1983-94)	53

Rk.	Coach (Years) [Min. 10 games]	Win Pct.
1.	Mark Dantonio (2007-)	.667 (62-31)
2.	Denny Stolz (1973-75)	.604 (14-9-1)
3.	Nick Saban (1995-99)	.603 (23-15-1)

BOWL APPEARANCES

Rk.	Coach (Years)	Bowls
1.	Mark Dantonio (2007-)	10
2.	George Perles (1983-94)	7

BOWL WINS

Rk.	Coach (Years)	Bowl Wins
1.	Mark Dantonio (2007-)	5
2.	George Perles (1983-94)	3

AP TOP-25 FINISHES

Rk.	Coach (Years)	Wins
1.	Mark Dantonio (2007-)	7
	Duffy Daugherty (1954-72)	7
3.	Clarence "Biggie" Munn (1947-53)	6

WINS OVER AP TOP-25 TEAMS

Rk.	Coach (Years)	Wins
1.	Duffy Daugherty (1954-72)	25
2.	Mark Dantonio (2007-)	21
3.	George Perles (1983-94)	14

WINS OVER AP TOP-10 TEAMS

Rk.	Coach (Years)	Wins
1.	Duffy Daugherty (1954-72)	17
2.	Mark Dantonio (2007-)	10
3.	Clarence "Biggie" Munn (1947-53)	5

HOME GAMES

Rk.	Coach (Years)	Wins
1.	Duffy Daugherty (1954-72)	68
2.	Mark Dantonio (2007-)	61
3.	Charles Bachman (1933-46)	46

Rk.	Coach (Years)	Pct.
1.	Clarence "Biggie" Munn (1947-53)	.892 (33-4)
2.	Jim Crowley (1929-32)	.886 (19-2-1)
3.	John Macklin (1911-15)	.857 (18-3)
4.	Chester Brewer (1903-10, '17, '19)	.845 (45-7-3)
5.	Charles Bachman (1933-46)	.790 (46-10-6)
6.	Mark Dantonio (2007-)	.763 (61-19)



2018 SPARTAN FOOTBALL GAME NOTES

ALL-TIME WINNINGEST COACHES - BIG TEN HISTORY

OVERALL

Rk.	Coach (Years)	Wins
1.	Woody Hayes (Ohio State, 1951-78)	205
2.	Amos Alonzo Stagg (Chicago, 1896-1932)	199
3.	Bo Schembechler (Michigan, 1969-89)	194
4.	Joe Paterno (Penn State, 1993-2011 in B1G)	162
5.	Kirk Ferentz (Iowa, 1999-)	148
6.	Hayden Fry (Iowa, 1979-98)	143
7.	Henry Williams (Minnesota, 1900-21)	136
8.	Robert Zuppke (Illinois, 1931-41)	131
9.	Lloyd Carr (Michigan, 1995-2007)	122
10.	Barry Alvarez (Wisconsin, 1999-2005)	119
11.	Fielding Yost (Michigan, 1901-06, '17-23, '25-26 in B1G)	113
12.	John Cooper (Ohio State, 1988-2000)	111
13.	Duffy Daugherty (Michigan State, 1954-72)	109
14.	Mark Dantonio (Michigan State, 2007-)	104

MOST 10-WIN SEASONS

Rk.	Coach (Years)	Wins
1.	Bo Schembechler (Michigan) (1971, '72, '73, '74, '76, '77, '78, '80, '85, '86, '89)	11
2.	Jim Tressel (Ohio State) (2002, '03, '05, '06, '07, '08, '09, '10*)	8*
3.	Joe Paterno (Penn State) (1993, '94, '96, '99, 2005, '08, '09)	7^
4.	Mark Dantonio (Michigan State) (2010, '11, '13, '14, '15, '17)	6
	Urban Meyer (Ohio State) (2012, '13, '14, '15, '16, '17)	6
	Lloyd Carr (Michigan) (1997, '98, '99, 2002, '03, '06)	6
7.	Kirk Ferentz (Iowa) (2002, '03, '04, '09, '15)	5
	Woody Hayes (Ohio State) (1954, '68, '73, '74, '75)	5
	Fielding Yost (Michigan) (1901, '02, '03, '04, '05)	5
	John Cooper (Ohio State) (1993, '95, '96, '97, '98)	5

* wins vacated in 2010; ^ as Big Ten member (21 overall)

MOST 11-WIN SEASONS

Rk.	Coach (Years)	Wins
1.	Jim Tressel (Ohio State) (2002, '03, '06, '07, '09, '10*)	6*
	Urban Meyer (Ohio State) (2012, '13, '14, '15, '16, '17)	6
3.	Mark Dantonio (Michigan State) (2010, '11, '13, '14, '15)	5
	Joe Paterno (Penn State) (1994, '96, 2005, '08, '09*)	5^

* wins vacated in 2010; ^ as Big Ten member (15 overall)

THE LAST MEETING –

Oct. 7, 2017, in Ann Arbor, Mich. (AP): Mark Dantonio has done what seemed improbable a decade ago and in the previous century, figuring out a way to help Michigan State have its way with Michigan on a consistent basis. Brian Lewerke ran for a touchdown and threw for a score in the first half and the Spartans held on to beat the seventh-ranked Wolverines 14-10. Michigan State has beaten Michigan eight times in a 10-year stretch for the first time in a series that dates to 1898.

The Wolverines had the ball late with a chance to drive for a go-ahead TD, but a heave from the Spartans 37 as time expired hit the turf near the goal line. Michigan could not overcome many mistakes, including five turnovers and several costly penalties. John O'Korn, replacing injured starter Wilton Speight, threw three interceptions in the second half. Ty Isaac and Sean McKeon fumbled.

The Wolverines opened with a 16-play, 64-yard drive that took nearly 7 minutes off the clock, but they had to settle for a field goal and a 3-0 lead. They didn't lead again against Dantonio, who has taken control of a rivalry that has historically been tilted in Michigan's favor.

Lewerke scored a go-ahead TD on a 14-yard run late in the first quarter. He threw a 16-yard pass to Madre London to put the Spartans up 14-3 midway through the second quarter. Michigan scored its only touchdown midway through the third quarter on Khalid Hill's 1-yard run to cut it to 14-10.

The Spartans didn't have a first down in the second half until their final drive of the game, a possession that started with 2:13 and ended with a punt from the Michigan 47 that went through the end zone with 34 seconds left.

Michigan began its last drive with 34 seconds and no timeouts left and picked up 30 yards on the first snap on a 15-yard pass to Karan Higdon and a 15-yard penalty on Chris Frey for tacking him out of bounds. The Wolverines wilted after that as Eddie McDoom dropped a pass and they had to back up 5 yards due to a delay-of-game penalty.



NEWS AND NOTES

INJURIES STARTING TO MOUNT FOR MSU –

• Michigan State has suffered a rash of injuries in the first half of the season to key personnel. The Spartans tied for the most returning starters in the FBS with 22, but eight of those returning starters have missed time this season due to injury, including six on offense, one on defense and one on special teams.

• On offense, senior running back **LJ Scott** left the Arizona State game on Sept. 8 in the second half with an ankle injury and hasn't returned to the field since . . . junior left tackle **Cole Chewins** entered the season with 16 straight starts, but didn't play his first full game in 2018 until game six at Penn State as he worked his way back from an injury he suffered in preseason camp . . . both junior wide receiver **Darrell Stewart** and sophomore right guard **Kevin Jarvis** were injured in the second half at Indiana; Jarvis has missed the last three games and Stewart did not play vs. Central Michigan or Penn State . . . sophomore wide receiver **Cody White**, the team's second-leading receiver, broke his hand in the second quarter vs. CMU and is out for an indefinite amount of time . . . starting left guard **David Beedle** suffered an injury on MSU's first series against Northwestern on Oct. 6 and is likely out for a month . . . in addition, freshman wide receiver **Jalen Nailor**, who scored two TDs at Indiana including a 75-yard run in the fourth quarter, has not dressed the last three weeks, and starting fullback **Collin Lucas** also missed two games (Central Michigan, Northwestern).

• Defensively, sophomore cornerback **Josiah Scott**, a 2017 Freshman All-American, had his meniscus repaired during preseason camp and has yet to see the field for the Spartans in 2018. His timetable to return is still indefinite . . . fifth-year senior **Dillon Alexander**, a reserve defensive end, missed the first four games but returned to action against Northwestern on Oct. 6.

• Entering the 2018 season, Michigan State had only three starting punters in the **Mark Dantonio** era: **Aaron Bates** (2007-10), **Mike Sadler** (2011-14) and **Jake Hartbarger** (2015-present); however, Hartbarger was injured in the fourth quarter at Arizona State – just one quarter after he booted a career-long 74-yarder – and Dantonio announced on Oct. 9 that Hartbarger would be out the rest of the season and will apply for a sixth year of eligibility. Redshirt freshman walk-on **Tyler Hunt** has been Hartbarger's replacement the last four games.

2018 SPARTAN FOOTBALL GAME NOTES



• From the preseason depth chart, nine of MSU's 24 starters (including specialists) have missed time due to injury.

Position	Player	Games Missed
LT	Cole Chewins	1 (Utah State)*
LG	David Beedle	1 (Penn State)^
RG	Kevin Jarvis	3 (Central Michigan, Northwestern, Penn State)
WR	Cody White	2 (Northwestern, Penn State; out indefinitely)
WR	Darrell Stewart	2 (Central Michigan, Penn State)
RB	LJ Scott	4 (IU, CMU, NU, PSU)

* played first full game of 2018 at Penn State on Oct. 13 after starting all 13 games in 2017

^ injured in first series vs. Northwestern and will miss a month; did not start at Indiana due to injury

Offense totals: Six starters for 13 games

Additional injuries: WR Jalen Nailor (CMU, NU, PSU); FB Collin Lucas (CMU, NU), WR Cam Chambers (CMU); WR Andre Welch (NU)

CB	Josiah Scott	6 (USU, ASU, IU, CMU, NU, PSU)
DE	Jacob Panasiuk	1 (Arizona State)
P	Jake Hartbarger*	4 (Out for season; injured in ASU game)

* will apply for sixth year of eligibility

Defense/Special Teams totals: Three starters for 11 games

Additional injuries: DE Dillon Alexander (USU, ASU, IU, CMU)



LAST TIME OUT: MICHIGAN STATE 21, NO. 8/8 PENN STATE 17

• In the 33rd meeting between Michigan State and Penn State, the Spartans rallied to defeat the Nittany Lions, 21-17, before a crowd of 106,685 at Beaver Stadium . . . MSU leads the all-time series, 17-15-1 . . . MSU has won seven games at Penn State in series history, including three under Mark Dantonio.

• The Spartans have won five of the last six meetings against the Nittany Lions, including back-to-back wins over Top 10 Penn State teams (No. 7 in 2017, No. 8 in 2018) to keep the Land Grant Trophy in East Lansing.

• Michigan State head coach Mark Dantonio improved to 6-3 against Penn State during his tenure at MSU, including a 3-2 record in Beaver Stadium.

• Michigan State has posted 19 fourth-quarter comebacks under Dantonio, including three over Penn State (2007, 2017, 2018).

OFFENSE

• **Felton Davis III** recorded his first 100-yard receiving game of the season and fourth of his career with eight catches for 100 yards . . . he tied his career high with two touchdown receptions, including the game-winning 25-yard score with 19 seconds left in the game . . . he also caught a 20-yard TD pass from **Brian Lewerke** in the third quarter that tied the game at 14 . . . Davis now has 14 TD receptions in his career, tied for 11th in school history . . . he has a team-best four TD grabs this season . . . the past two games against Penn State, Davis had 20 catches for 281 yards and three TDs . . . the game-winning TD catch was the 100th career reception for Davis; he is one of 29 players in school history to record at least 100 career catches.

• **Brian Lewerke** completed 24-of-52 passes for 259 yards and two touchdowns, both to Felton Davis III . . . it marked Lewerke's 12th career 200-yard passing game, and the fifth this season . . . Lewerke has thrown for 659 yards and four TDs against Penn State the past two seasons . . . he has engineered four fourth-quarter comebacks in his career (2017: Indiana and Penn State; 2018: Utah State and Penn State).

• **La'Darius Jefferson** led MSU on the ground with career highs in rushing yards (60) and carries (15) . . . he scored MSU's first TD of the game on a 1-yard run in the second quarter.

• **Connor Heyward** collected 79 all-purpose yards (44 rushing, 20 receiving, 15 kick return) . . . on a fake punt in the first quarter (fourth-and-10 from the MSU 36), he ran for 26 yards to the PSU 40 for a first down . . . two plays later, he threw a 36-yard completion to Cam Chambers, which set up a first-and-goal from the PSU 1 . . . the 11-play, 81-yard drive in 4:03 was capped by Jefferson's 1-yard TD run.

• **Laress Nelson** recorded career highs in receptions (5) and receiving yards (60).

2018 SPARTAN SPORTS NETWORK RADIO AFFILIATES

City.....	Call Letters
Alma	WQBX (FM 104.9)
Alma	WFYC (AM 1280)
Alpena	WKJZ (FM 94.9)
Ann Arbor.....	WLBY (AM 1290)
Bad Axe	WLEW (AM 1340/FM 102.1)
Battle Creek.....	WBCK (FM 95.3)
Benton Harbor/South Haven	WCSY (FM 103.7)
Detroit.....	WJR (AM 760)
Escanaba.....	WRPP (FM 92.7)
Flint.....	WWCK (AM 1570)
Gaylord	WMJZ (FM 101.5)
Grand Haven	WGHN (FM 92.1)
Grand Rapids	WBBL (FM 107.3)
Hastings.....	WBCH (AM 1220/FM 100.1)
Houghton Lake	WTWS (FM 92.1)
Iron Mountain.....	WMIQ (AM 1450)
Ishpeming.....	WUPG (FM 96.7)
Jackson	WIBM (AM 1450/FM 101.9)
Kalamazoo.....	WKZO (AM 590)
Lansing.....	WJIM (AM 1240)
.....	WMMQ (FM 94.9)
Ludington/Manistee	WLDN (FM 98.7)
Marquette/Ishpeming.....	WRUP (FM 98.3)
Midland	WLUN (FM 100.9)
Newberry	WMJT (FM 96.7)
Ontonagon.....	WUPY (FM 101.1)
Petoskey.....	WJML (AM 1110)
Port Huron	WPHM (AM 1380)
Saginaw.....	WILZ (FM 104.5)
Tawas City.....	WQLB (FM 103.3)
Traverse City	WCCW (AM 1310)
Traverse City	WCCW (FM 107.5)



SpartanSportsNetwork.com

Live broadcasts for all of Michigan State's games are available online at SpartanSportsNetwork.com and also on the Spartan Sports Network mobile app for the iPhone and Android devices.

THE MARK DANTONIO SHOW

The Spartan Radio Network will produce and distribute Mark Dantonio's weekly radio show call-in show Thursdays from 7-8 p.m. The Spartan Radio Network, featuring 34 affiliates throughout the state, will broadcast the show live from Reno's East, located at 1310 Abbot Road in East Lansing. Spartan play-by-play announcer George Blaha serves as host for this live show that features insight from Coach Dantonio, special guests and phone calls. The Mark Dantonio Show can be heard locally on flagship station WJIM Radio (AM 1240) and WMMQ (FM 94.9).



2018 SPARTAN FOOTBALL GAME NOTES

SPARTAN SINGLE-GAME BESTS UNDER DANTONIO

Here's a look at the top single-game totals produced by Michigan State during head coach Mark Dantonio's tenure (2007-17; 151 games):

Rushing Yards: 368 vs. Indiana, 2007

Passing Yards: 445 vs. Northwestern, 2017

Total Yards: 662 vs. Indiana, 2014

First Downs: 33 vs. Indiana, 2015

Fewest Rushing Yards Allowed: -48 yards by Michigan, 2013

Fewest Passing Yards Allowed: 11 by Indiana, 2014

Fewest Total Yards Allowed: 48 by Florida Atlantic, 2011

Fewest First Downs Allowed: 1 by Florida Atlantic, 2011

Sacks By: 9 vs. Ohio State, 2011

Turnovers Forced: 6 vs. Eastern Michigan, 2014

Points (Game): 73 vs. Eastern Michigan, 2014

Points (Half): 49 (1st) vs. Eastern Michigan, 2014 (school record)

Points (Quarter): 28 (1st) vs. Eastern Michigan, 2014

Victory Margin: 59 vs. Eastern Michigan, 2014

Fewest Points Allowed (Game): 0 by Rutgers, 2016; by Purdue, 2013; by Florida Atlantic, 2011; by Florida Atlantic, 2008

BIGGEST COMEBACKS (since 2007)

Rk.	Deficit	Final
1.	20, 4th qtr. vs. Baylor (40-20), 1/1/15.....	MSU, 41-40
2.	17, 2nd qtr. vs. Indiana (17-0), 10/6/12.....	MSU, 31-27
	17, 2nd qtr. vs. N-western (17-0), 10/23/10.....	MSU, 35-27
	17, 3rd qtr. vs. Penn State (24-7), 11/17/07.....	MSU, 35-31
5.	16, 3rd qtr. vs. Georgia (16-0), 1/1/12.....	MSU, 33-30 (3OT)

ALL-TIME OVERTIME RESULTS

Date	Opponent	Result
10/10/1998	Indiana (2OT)	W, 38-31
10/30/2004	at Michigan (3OT)	L, 37-45
9/17/2005	at Notre Dame	W, 44-41
10/1/2005	Michigan	L, 31-34
10/6/2007	Northwestern	L, 41-48
10/27/2007	at Iowa (2OT)	L, 27-34
10/3/2009	Michigan	W, 26-20
9/18/2010	Notre Dame	W, 34-31
1/2/2012	vs. Georgia (3OT)	W, 33-30
10/13/2012	Iowa (2OT)	L, 16-19
10/27/2012	at Wisconsin	W, 16-13
10/1/2016	at Indiana	L, 21-24
10/28/2017	at Northwestern (3OT)	L, 31-39

All-Time Overtime Record: 6-7 (.462)

Overtime Record Under Dantonio: 4-5 (.444)

• MSU out-gained Penn State, 418-397, and had 25 first downs compared to PSU's 14.

• MSU had a significant advantage in time of possession, 34:12-25:48 . . . MSU is 83-20 under Dantonio when leading in time of possession.

• Michigan State started its sixth different starting combination along the offensive line (LT Cole Chewins; LG Tyler Higby; C Matt Allen; RG Blake Bueter; RT Jordan Reid).

DEFENSE

• The Spartans held Penn State to a season low in points (17) and first downs (14) . . . the 17 points scored by Penn State were the fewest by the Nittany Lions since scoring 10 in a loss at Michigan on Sept. 24, 2016 . . . the 397 yards of total offense was the second-lowest offensive output for PSU this season . . . MSU also held PSU under 200 yards passing for just the second time this season (179 vs. Pittsburgh).

• **Khari Willis** led the Spartans with a season-high nine tackles . . . he forced a fumble on Trace McSorley in the first quarter . . . he also recorded a pass break-up.

• **Kenny Willekes** was credited with a 7-yard sack on a fourth-down play in the third quarter . . . Willekes now has a team-leading five sacks and nine tackles for loss this season.

• **Tyriq Thompson** posted a career-high five stops and recovered a fumble in the first quarter.

• Michigan State entered the game ranked No. 1 in the FBS in rushing defense, allowing just 169 rushing yards all season . . . the Nittany Lions snapped MSU's eight-game streak of holding its opponent under 100 yards rushing with 205 yards on the ground . . . MSU also gave up its first rush of more than 20 yards all season . . . MSU is still holding opponents to 62.3 rushing yards per game (374 total) through the first half of the season.

SPECIAL TEAMS

• **Tyler Hunt** punted a career-high 10 times (avg. 40.4) . . . he placed three punts inside the 20.



OFFENSIVE NOTES

• The Spartans welcomed 10 starters back on offense in 2018, tied for most in the nation, including senior running back **LJ Scott** and junior quarterback **Brian Lewerke**. The only starter lost on offense was center **Brian Allen**. MSU returned 100 percent of its passing yards from the quarterback position, 82 percent of its receptions, 81 percent of its receiving yards, and 71 percent of its rushing yards. Out of a possible 143 starting positions last season over the course of 13 games, the Spartans are returning 119 of those starts (83 percent).

• However, MSU's offense has suffered several injuries . . . senior running back **LJ Scott** left the Arizona State game on Sept. 8 in the second half with an ankle injury and hasn't returned to the field since . . . junior left tackle **Cole Chewins** entered the season with 16 straight starts, but didn't play his first full game in 2018 until game six at Penn State as he worked his way back from an injury he suffered in preseason camp . . . both junior wide receiver **Darrell Stewart** and sophomore right guard **Kevin Jarvis** were injured in the second half at Indiana; Jarvis has missed the last three games and Stewart did not play vs. Central Michigan or Penn State . . . sophomore wide receiver **Cody White**, the team's second-leading receiver, broke his hand in the second quarter vs. CMU and is out for an indefinite amount of time . . . starting left guard **David Beedle** suffered an injury on MSU's first series against Northwestern on Oct. 6 and is likely out for a month . . . in addition, freshman wide receiver **Jalen Nailor**, who scored two TDs at Indiana including a 75-yard run in the fourth quarter, has not dressed the last three weeks, and starting fullback **Collin Lucas** also missed two games (Central Michigan, Northwestern).

BRIAN LEWERKE RANKS AMONG BIG TEN LEADERS IN PASSING AND TOTAL OFFENSE –

• Junior quarterback **Brian Lewerke** ranks fourth in the Big Ten in passing (264.5 ypg) and sixth in total offense (278.3 ypg). Lewerke has completed 60 percent of his passes (135-of-225) for 1,587 yards, eight touchdowns and seven interceptions. He threw for a season-high 329 yards, the fourth-highest output of his career, against Northwestern on Oct. 6, and has thrown for more than 200 yards in five of six games in 2018.

• In his first full year as the starter in 2017, **Brian Lewerke became the first quarterback in school history to throw for more than 2,500 yards and rush for more than 500 yards in the same season.** Lewerke finished 2017 with the second-most yards of total offense in an MSU season with 3,352 (Drew Stanton with 3,415 in 2005). He also finished the 2017 campaign ranked among MSU's single-season leaders in passing completions (third with 246), passing attempts (fourth with 417), passing yards (seventh with 2,793) and touchdown passes (tied for eighth with 20). He rushed for 559 yards on 124 carries with five TDs. Through



six games this season, Lewerke has rushed 55 times for 83 yards, although he has been sacked 14 times for 107 yards. He has gained 199 yards and lost 116 for a net total of 83.

- In 2017, Lewerke set MSU sophomore records for total offense (3,352 yards), passing yards (2,793), passing attempts (417) and passing completions (246). He also finished the season with 559 yards rushing on 124 carries, the fourth most by a Spartan quarterback in a single season and the most since Drew Stanton had 687 in 2004.

- Lewerke was named the Holiday Bowl Offensive MVP after finishing with 286 yards of total offense against Washington State. He was 13-of-21 passing for 213 yards and three touchdowns, and set a Spartan bowl record for most rushing yards by a quarterback (14 carries for 73 yards). Lewerke was 9-of-10 passing for 162 yards and two TDs in the second quarter alone. Lewerke's three touchdown passes tied a Spartan bowl record (accomplished three previous times).

- A week after setting numerous school records at Northwestern on Oct. 28, 2017, Lewerke had another impressive game against Penn State on Nov. 4, becoming the first Spartan quarterback to throw for 400 yards in back-to-back games. He threw for a school-record 445 yards at Northwestern, and for 400 against Penn State; the 400 yards tied for the second-most yards by a Spartan QB in a single game (Bill Burke with 400 in win over Michigan in 1999). Lewerke became one of just three Big Ten quarterbacks in the last 20 years to throw for 400 yards in two consecutive games (Drew Brees, Purdue, 1998; C.J. Bacher, Northwestern, 2007).

- Lewerke set school single-game records for passing yards (445), total offense (475) and completions (39) in the triple-overtime loss at Northwestern on Oct. 28, 2017. His 57 passing attempts also marked a career high and tied for the second most in school history (record: 61 by Brian Hoyer vs. Penn State in 2006); MSU's previous single-game records were 400 passing yards (Bill Burke vs. Michigan, 1999), 416 yards of total offense (Connor Cook vs. Indiana, 2015) and 35 completions (Jeff Smoker vs. Ohio State, 2003). Lewerke also threw a career-high four touchdowns against the Wildcats, tied for the second most in school history (accomplished 13 previous times). Lewerke's 445 yards passing and 475 total yards against Northwestern were both the most by a Big Ten quarterback in a single game in 2017.

- Lewerke played in four games and started twice (Northwestern, Maryland) as a redshirt freshman in 2016 before suffering a season-ending injury (broken tibia) in the fourth quarter of the Michigan game on Oct. 29. He bounced back quickly from the injury and fully participated in all of spring practice in 2017. In 2016, Lewerke became the first Spartan freshman quarterback to start a game (Northwestern) since 2004 (Stephen Reaves vs. Central Michigan).

- In 23 career games (14-7 record as the starter, including 19 straight starts), Lewerke has completed 59 percent of his passes (412-for-699) for 4,761 yards, 30 touchdowns and 15 interceptions. He has 791 career rushing yards on 200 carries (34.4 ypg; 4.0 avg.).

- Lewerke crossed the 4,000 career yards passing milestone during the Central Michigan game, becoming the 12th Spartan quarterback to reach that mark. He currently ranks 10th in MSU history with 4,761 passing yards.

- Lewerke is also one of just eight Spartans to collect more than 5,000 yards of total offense in his career; he currently ranks seventh in MSU history with 5,552 total yards.

LJ SCOTT STILL LOOKING TO RETURN TO STARTING LINEUP –

- Senior LJ Scott is looking to become just the third Spartan in school history to lead the team in rushing four straight years (Javon Ringer, 2005-08; Lorenzo White, 1984-87). He has played in just two games, however, after leaving the Arizona State game in the second half. Scott currently ranks third on the team 103 yards rushing on 30 carries (51.5 ypg; 3.4 avg.).

- The 6-1, 225-pound Scott is one of 12 Spartan running backs in school history to rush for more than 2,500 career yards. He eclipsed the 2,500-yard mark during the Holiday Bowl and currently ranks 10th in the MSU record book with 2,694 rushing yards. In addition, his 25 career rushing touchdowns are tied for 12th in the school record book.

- Scott has nine career 100-yard rushing games, including three in 2017 (career-high 194 yards at Minnesota on Oct. 14; 147 vs. Maryland on Nov. 18; 110 vs. Washington State on Dec. 28).

- In 40 career games, including 20 starts, Scott has rushed for 2,694 yards (67.4 ypg; 4.8 avg.) and 25 touchdowns. Scott ranks 10th in MSU history in carries (561) and rushing yards (2,694) and tied for 12th in rushing touchdowns (25).

FUTURE SCHEDULES

2019
 Aug. 31: TULSA
 Sept. 7: WESTERN MICHIGAN
 Sept. 14: ARIZONA STATE
 Sept. 21: at Northwestern
 Sept. 28: INDIANA (Homecoming)
 Oct. 5: at Ohio State
 Oct. 12: at Wisconsin
 Oct. 26: PENN STATE
 Nov. 9: ILLINOIS
 Nov. 16: at Michigan
 Nov. 23: at Rutgers
 Nov. 30: MARYLAND

2020
 Sept. 5: NORTHWESTERN
 Sept. 12: at BYU
 Sept. 19: TOLEDO
 Sept. 26: MIAMI (FLA.)
 Oct. 3: at Iowa
 Oct. 10: MICHIGAN
 Oct. 17: OHIO STATE
 Oct. 24: at Indiana
 Oct. 31: MINNESOTA
 Nov. 14: at Penn State
 Nov. 21: RUTGERS
 Nov. 28: at Maryland

2021
 Sept. 4: at Northwestern
 Sept. 11: YOUNGSTOWN STATE
 Sept. 18: at Miami (Fla.)
 Sept. 25: NEBRASKA
 Oct. 2: WESTERN KENTUCKY
 Oct. 16: at Michigan
 Oct. 23: PENN STATE
 Oct. 30: at Ohio State
 Nov. 6: at Purdue
 Nov. 13: INDIANA
 Nov. 20: at Rutgers
 Nov. 27: MARYLAND

2022
 Sept. 3: TBA
 Sept. 10: TBA
 Sept. 17: at Boise State
 Sept. 24: OHIO STATE
 Oct. 1: at Illinois
 Oct. 8: WISCONSIN
 Oct. 15: Bye
 Oct. 22: MICHIGAN
 Oct. 29: at Penn State
 Nov. 5: MINNESOTA
 Nov. 12: RUTGERS
 Nov. 19: at Indiana
 Nov. 26: at Maryland

2023
 Sept. 2: TBA
 Sept. 9: TBA
 Sept. 16: BOISE STATE
 Sept. 23: MARYLAND
 Sept. 30: Bye
 Oct. 7: at Michigan
 Oct. 14: PENN STATE
 Oct. 21: at Iowa
 Oct. 28: at Minnesota
 Nov. 4: INDIANA
 Nov. 11: at Ohio State
 Nov. 18: NEBRASKA
 Nov. 25: at Rutgers

2024
 Aug. 31: TBA
 Sept. 7: TBA
 Sept. 14: TBA
 Sept. 21: at Boston College
 Sept. 28: at Maryland
 Oct. 5: MINNESOTA
 Oct. 12: NORTHWESTERN
 Oct. 19: at Indiana
 Oct. 26: at Purdue
 Nov. 2: MICHIGAN
 Nov. 9: Bye
 Nov. 16: RUTGERS
 Nov. 23: OHIO STATE
 Nov. 30: at Penn State

2025
 Aug. 30: TBA
 Sept. 6: TBA
 Sept. 13: TBA
 Sept. 20: BOSTON COLLEGE
 Sept. 27: at Minnesota
 Oct. 4: Bye
 Oct. 11: at Michigan
 Oct. 18: INDIANA
 Oct. 25: at Wisconsin
 Nov. 1: MARYLAND
 Nov. 8: ILLINOIS
 Nov. 15: at Rutgers
 Nov. 22: at Ohio State
 Nov. 29: PENN STATE

FUTURE NONCONFERENCE GAMES
 Sept. 8, 2029: OREGON
 Sept. 7, 2030: at Oregon



2018 SPARTAN FOOTBALL GAME NOTES

DEFENSIVE TDs SCORED IN DANTONIO ERA

Michigan State has scored 30 defensive touchdowns since Mark Dantonio took over as head coach prior to the 2007 season.

2007 (5)

Travis Key 31-yard interception return vs. Pittsburgh, second quarter
Ervin Baldwin 12-yard fumble return vs. Indiana, third quarter
Otis Wiley 54-yard interception return vs. Ohio State, third quarter
Sir Dorean Adams 25-yard fumble return vs. Ohio State, third quarter
Travis Key 20-yard fumble recovery vs. Purdue, fourth quarter

2008 (2)

Otis Wiley 31-yard interception return vs. California, second quarter
Johnny Adams 40-yard interception return vs. Purdue, second quarter

2009 (2)

Danny Fortener 45-yard interception return vs. Illinois, third quarter
Chris L. Rucker 11-yard fumble return vs. Purdue, first quarter

2010 – None

2011 (5)

Jeremy Langford 37-yard fumble return vs. Florida Atlantic, fourth quarter
Isaiah Lewis 37-yard interception return vs. Central Michigan, second quarter
Isaiah Lewis 39-yard interception return vs. Michigan, fourth quarter
Johnny Adams 86-yard interception return vs. Indiana, third quarter
Darqueze Dennard 38-yard interception return vs. Georgia, third quarter, 2012 Outback Bowl

2012 – None

2013 (5)

Kurtis Drummond 21-yard interception return vs. Western Michigan, first quarter
Shilique Calhoun 16-yard fumble return vs. Western Michigan, fourth quarter
Shilique Calhoun 4-yard fumble return vs. South Florida, second quarter
Shilique Calhoun 56-yard interception return vs. South Florida, third quarter
Denicos Allen 45-yard fumble return vs. Purdue, second quarter

2014 (3)

Darien Harris 15-yard interception return vs. Purdue, fourth quarter
RJ Williamson 29-yard interception return vs. Michigan, third quarter
RJ Williamson 22-yard interception return vs. Maryland, third quarter

2015 (4)

RJ Williamson 64-yard fumble return vs. Air Force, first quarter
Riley Bullough 44-yard interception return vs. Maryland, second quarter
Demetrius Cox 77-yard fumble return vs. Penn State, second quarter
Malik McDowell 13-yard interception return vs. Penn State, fourth quarter

2016 (2)

Tyson Layne 43-yard interception return vs. Northwestern, first quarter
Demetrius Cox 30-yard interception return vs. Rutgers

2017 (1)

Tyson Smith 38-yard interception return vs. Bowling Green, first quarter

2018 (1)

Shakur Brown 69-yard interception return vs. Indiana, first quarter

• In Scott's absence, sophomore **Connor Heyward**, who played five different positions in high school (QB, WR, RB, S, P), and true freshman **La'Darius Jefferson**, a high school quarterback, have received the bulk of the workload in the backfield. Heyward has 50 carries for 191 yards, while Jefferson has 47 carries for 185 yards. Heyward scored two rushing TDs in the season opener against Utah State, including the game-winning 13-yard score with 2:00 left in the fourth quarter, while Jefferson ran for a season-high 60 yards on 15 attempts and one TD vs. No. 8 Penn State. Redshirt freshman **Weston Bridges** has also seen brief time in the playing rotation with eight carries for 17 yards.

VETERAN FELTON DAVIS IS MSU'S ACTIVE LEADING RECEIVER –

• Senior **Felton Davis III** is MSU's active leader in receptions (100), receiving yards (1,450) and touchdown catches (14). He has played in 38 career games, including 19 consecutive starts. Davis is one of 29 Spartans with 100 career receptions.

• Davis recorded his first 100-yard receiving game of the season and fourth of his career with eight catches for 100 yards in the victory at No. 8 Penn State on Oct. 13. Davis tied his career high with two touchdown receptions, including the game-winning 25-yard score with 19 seconds left in the game, and also caught a 20-yard TD pass from Lewerke in the third quarter that tied the game at 14. Davis now has 14 TD receptions in his career, tied for 11th in school history. The game-winning TD catch was the 100th career reception for Davis.

• Davis got off to an excellent start his senior season with three catches for 69 yards vs. Utah State, including a diving 31-yard grab late in the fourth quarter on MSU's game-winning touchdown drive against the Aggies. During the game, Davis become the 43rd Spartan in school history to cross the 1,000-yard receiving mark for his career.

• The 6-4, 200-pound native of Richmond, Virginia is first on the team in receiving yards (474; 79.0 ypg) and catches (31; 5.2 pg). He also ranks sixth in the Big Ten in receiving yards per game (79.0 ypg) and seventh in receptions (5.2 pg). Twenty-five of his 31 receptions (81 percent) have resulted in either a TD or first down.

• Davis led a young receiving corps last season with career highs in receptions (55), receiving yards (776) and touchdown catches (9), all of which ranked among the Big Ten leaders (tied for third in TD catches with nine; tied for seventh in receptions at 4.2 pg; seventh in receiving yards at 59.7 ypg). Forty-three of his 55 receptions (78 percent) were for either a first down or a touchdown. He was a second-team All-Big Ten selection by the media and third team by the coaches.

SOPHOMORE WIDE RECEIVER CODY WHITE OUT INDEFINITELY WITH BROKEN HAND –

• Sophomore **Cody White** was having a sensational start to his second season in the Green and White with 20 catches for 300 yards in the first four games of the season, but unfortunately White suffered a broken hand in the second quarter of the Central Michigan game on Sept. 29 while diving for a catch in the end zone and is out indefinitely. At the time of his injury, White ranked among the Big Ten leaders in receiving yards per game (75.0 ypg) and receptions (5.0 pg). Fifteen of his 20 catches (75 percent) have resulted in either a first down or touchdown.

• White recorded his second career 100-yard receiving game with 113 yards, including a 31-yard TD in the third quarter, at Arizona State. He also tied his career high with nine receptions (Northwestern, 2017).

• White, a BTN All-Freshman Team selection in 2017, closed his first year in the Green and White with the most receiving yards by a true freshman in school history with 490. His 35 catches were second most by a true freshman (Sedrick Irvin with 40 in 1996) and most by a true freshman wide receiver (B.J. Cunningham had 41 catches for 528 yards as a redshirt freshman in 2008). White recorded 30 of his 35 catches in the second half of the season.

• In his first career start, White was named the Big Ten Co-Freshman of the Week after setting a Spartan freshman single-game record with 165 receiving yards at Northwestern on Oct. 28, 2017. That total was also the 20th-most overall by an MSU player in a single game and the third most by a Spartan against Northwestern.

• In just 17 career games, including 10 starts, White has 55 catches for 710 yards and six touchdowns.

SHUFFLING ALONG THE OFFENSIVE LINE –

• Michigan State has featured six different starting lineup combinations along the offensive line during the first six games of the season. The only player to start all six games at the same position is sophomore right tackle **Jordan Reid**.

• The only starter the Spartans lost from last season, **Brian Allen**, started every game at center, but was selected in the fourth round of the 2018 NFL Draft and is now playing for the Los Angeles Rams. Junior



Tyler Higby, who started at 13 games at left guard over the course of 2016 and 2017, started the first two games at center, but sophomore **Matt Allen** took over the starting job at Indiana on Sept. 22 and has started the last four games at center. Allen became the third member of the Allen family to start at center for the Spartans, joining his older brothers Jack and Brian.

- Three different players have started at left tackle in 2018. Junior **Cole Chewins**, who started every game in 2017, played his first full game in 2018 at Penn State on Oct. 13 after battling back from an injury he suffered in preseason camp. He started at Arizona State on Sept. 8 but only played one snap from scrimmage. Sophomore **Luke Campbell** started the season opener vs. Utah State, but moved to left guard at Indiana on Sept. 22, then started at right guard vs. Central Michigan on Sept. 29 with regular starter **Kevin Jarvis** out with an injury.

- Fifth-year senior **David Beedle** started the first two games at left guard but was limited at Indiana due to an injury; he returned to the starting lineup vs. CMU but was injured in the first series against Northwestern and is likely out for at least a month. Redshirt freshman **Matt Carrick** replaced Beedle at left guard and saw the first extensive action of his career (35 snaps).

- Redshirt freshman **Blake Bueter**, a former walk-on who earned a scholarship during MSU's bye week, started his first career game at right guard against Northwestern on Oct. 6 and played 78 snaps. He started his second straight game at Penn State on Oct. 13 and played a career-high 88 snaps.

- Junior **Tyler Higby**, who entered the season with 13 career starts at left guard, started his first game of 2018 at left guard at Penn State on Oct. 13. Higby has started every game this season (first two at C, three at LT, one at LG). He has started in 19 career games (14 at LG, three at LT, two at C).



DEFENSIVE NOTES

- On defense, the Spartans returned 23 letterwinners in 2018 and nine starters from a unit that finished ranked in the FBS Top 10 in rushing defense (No. 2 at 95.3 ypg) and total defense (No. 7 at 297.6 ypg) in 2017. Out of a possible 143 starting positions last season over the course of 13 games, the Spartans returned 120 of those starts (84 percent). Five of those nine returning starters started in all 13 games last season (LB **Joe Bachie**, LB **Andrew Dowell**, DT **Mike Panasiuk**, NT **Raequan Williams**, S **Khari Willis**).

STOPPING THE RUN –

- Michigan State ranks first in the FBS in rushing defense, allowing just 62.3 yards per game (374 yards total through six games: Utah State, 25; Arizona State, 44; Indiana, 29; Central Michigan, 63; Northwestern, 8; Penn State, 205). MSU also has only given up 12 rushes of 10-plus yards, second fewest in the FBS (San Diego State, 9).

- MSU's opponents have only run the ball 160 times (39 percent of snaps, 26.7 avg.), the fourth-fewest allowed in the FBS; however, MSU's opponents have attempted 252 passes (61 percent of snaps, 42.0 avg.), seventh most among FBS teams

- The Spartans had held their opponents under 100 yards rushing in eight straight games, dating back to last season, before Penn State collected 205 yards on the ground on Oct. 13.

- Stopping the run has been the main theme for MSU on defense in the Dantonio era, and it led to ranking No. 1 in the NCAA FBS in rushing defense in 2014 (88.5 ypg). Since the Big Ten began awarding stat champions in all games in 1985, Michigan State (2011-14) became only the second team in conference history to lead the league in rushing defense four years in a row (Michigan, 1990-93). The Spartans have ranked in the Top 25 in rushing defense seven times in the last nine seasons, including a run of five straight years in the top 11 (2011-15). MSU led the Big Ten and ranked No. 2 in the FBS in rushing defense in 2017 (95.3 ypg).

- In 151 games under Dantonio, Michigan State has held its opponent under 100 yards rushing 77 times (51 percent). MSU is 66-11 (.857) in those games, including a 56-6 (.903) record since 2010.

SPARTANS RANK 10TH IN FBS WITH NINE INTERCEPTIONS –

- Michigan State ranks third in the Big Ten and tied for 10th in the FBS with nine interceptions in six games this season. MSU's 1.50 average is tied for ninth in the FBS.

- Eight different players – LB **Joe Bachie**, CB **Shakur Brown**, S **David Dowell**, CB **Justin Layne**, S **Matt Morrissey**, DT **Mike Panasiuk**, LB **Antjuan Simmons** and S **Khari Willis** – have recorded interceptions this season for MSU.

TOP SINGLE-GAME PERFORMANCES

Joe Bachie Tackles

Total	Opponent (S-A)	Date
13	Indiana (4-9)	10/21/17
11	Utah State (3-8)	8/31/18
11	Maryland (2-9)	11/18/17
11	Western Michigan (2-9)	9/9/17
10	Arizona State (9-1)	9/8/18
10	Michigan (6-4)	10/7/17
10	Bowling Green (4-6)	9/2/17

Felton Davis III Receiving

Yds.	Opponent (Catches)	Date
181	Penn State (12)	11/4/17
118	Washington State (4)	12/28/17
114	Iowa (9)	9/30/17
100	Penn State (8)	10/13/18

Brian Lewerke Passing

Total	Opponent (C-A)	Date
445*	Northwestern (39-57)	10/28/17
400	Penn State (33-55)	11/4/17
340	Notre Dame (31-51)	9/23/17
329	Northwestern (31-51)	10/6/18
314	Arizona State (27-39)	9/8/18
287	Utah State (23-33)	8/31/18
259	Penn State (24-52)	10/13/18
250	Bowling Green (22-33)	9/2/17
222	Rutgers (21-31)	11/25/17
213	Washington State (13-21)	12/28/17
213	Indiana (14-25)	9/22/18
212	Iowa (18-28)	9/30/17

Brian Lewerke Total Offense

Total	Opponent (Pass/Rush)	Date
475*	Northwestern (445/30)	10/28/17
425	Penn State (400/25)	11/4/17
396	Notre Dame (340/56)	9/23/17
340	Northwestern (329/11)	10/6/18
319	Bowling Green (250/69)	9/2/17
318	Utah State (287/31)	8/31/18
302	Arizona State (314/-12)	9/8/18

Matt Morrissey Tackles

Total	Opponent (S-A)	Date
11	Notre Dame (5-6)	9/23/17

LJ Scott Rushing

Yds.	Opponent (Carries)	Date
194	Minnesota (25)	10/14/17
160	Ohio State (19)	11/19/16
147	Maryland (29)	11/18/17
146	Purdue (18)	10/3/15
139	Michigan (22)	10/29/16
128	Maryland (20)	10/22/16
122	Rutgers (20)	11/12/16
110	Washington State (18)	12/28/17
105	Furman (20)	9/2/16

Cody White Receiving

Yds.	Opponent (Catches)	Date
165	Northwestern (9)	10/28/17
114	Arizona State (9)	9/8/18

Kenny Willekes Tackles

Total	Opponent (S-A)	Date
10	Notre Dame (3-7)	9/23/17

Khari Willis Tackles

Total	Opponent (S-A)	Date
11	Penn State (9-2)	11/4/17
11	Maryland (6-5)	10/22/16
10	Michigan (8-2)	10/7/17

*school record



2018 SPARTAN FOOTBALL GAME NOTES

TRACKING EXPLOSIVE PLAYS (20-PLUS YARDS)

Player	No.	TD	R	P	KR	PR	IR	FR
Felton Davis III	8	3	1	7	0	0	0	0
Cody White	6	1	0	6	0	0	0	0
Connor Heyward	6	0	1	1	4	0	0	0
Brandon Sowards	4	0	0	3	0	1	0	0
Darrell Stewart	3	0	0	1	2	0	0	0
Cam Chambers	2	0	0	2	0	0	0	0
LJ Scott	2	0	0	2	0	0	0	0
Jalen Nailor	1	1	1	0	0	0	0	0
Shakur Brown	1	1	0	0	0	0	1	0
Khari Willis	1	0	0	0	0	0	1	0
La'Darius Jefferson	1	0	1	0	0	0	0	0
Matt Sokol	1	0	0	1	0	0	0	0
Laress Nelson	1	0	0	1	0	0	0	0
Brian Lewerke	1	0	1	0	0	0	0	0
David Dowell	1	0	0	0	0	0	1	0
Antjuan Simmons	1	0	0	0	1	0	0	0
Totals	40	6	5	24	7	1	3	0

TOTAL: 40 (6 TD)
 Rushing: 5 (2 TD)
 Passing: 24 (3 TD)
 Kickoff Returns: 7
 Punt Returns: 1
 Interception Returns: 3 (1 TD)
 Fumble Returns: 0
 Blocked Kick Returns: 0

LONGEST PLAYS OF THE YEAR

Rushing
 75, Jalen Nailor vs. Indiana (9/22)

Rushing Touchdown
 75, Jalen Nailor vs. Indiana (9/22)

Passing
 40, Brian Lewerke to Cody White, vs. Utah State (8/31)

Passing Touchdown
 31, Brian Lewerke to Cody White vs. Arizona State (9/8)

Punt Return
 24, Brandon Sowards vs. Central Michigan (9/29)

Kick Return
 43, Darrell Stewart vs. Indiana (9/22)

Interception Return
 69, Shakur Brown vs. Indiana (9/22)

Fumble Return
 N/A

Punt
 74, Jake Hartbarger vs. Arizona State (9/8)

Field Goal
 49, Matt Coghlin vs. Utah State (8/31)

- Redshirt freshman cornerback **Shakur Brown** returned an interception 69 yards for a TD in the first quarter at Indiana to give MSU a 14-0 lead. It was MSU's first pick six since **Tyson Smith** vs. Bowling Green in 2017 and it marked MSU's 30th defensive TD in the Dantonio era.

- Michigan State has recorded two interceptions in a game four times this season (Utah State, Indiana, Central Michigan, Northwestern).

HISTORY OF STINGY DEFENSES UNDER DANTONIO –

- Michigan State finished 2017 ranked among the FBS leaders in rushing defense (No. 2 at 95.3 ypg), total defense (No. 7 at 297.6 ypg), first-downs defense (No. 9 at 206), pass efficiency defense (No. 17 with 113.5 rating), third-down defense (No. 18 at .328) and scoring defense (No. 19 at 20.0 ppg).

- The Spartans led the Big Ten in rushing defense for the fifth time in the Dantonio era (2011-14, 2017). MSU also ranked third in the Big Ten in total defense.

- Michigan State finished No. 7 in the FBS in total defense (297.6), marking the fifth time the Spartans have finished in the FBS Top 10 in total defense under Dantonio (No. 6 in 2011, No. 4 in 2012, No. 2 in 2013, No. 8 in 2014, No. 7 in 2017).

LINEBACKER JOE BACHIE LEADS TEAM IN TACKLES –

- Joe Bachie**, who started all 13 games at middle linebacker as a sophomore for the Spartans in 2017 and led the team in tackles (100; 7.7 avg.), was named the recipient of the Governor's Award, which is given annually to the program's most valuable player as voted on by the team. He was the first Spartan sophomore to win the Governor's Award since quarterback **Drew Stanton** in 2004.

- A team captain, Bachie is right back at it this season, leading the Spartans and ranking tied for 11th in the Big Ten with 7.2 tackles per game (43 total; 26 solo and 17 assists). Against Utah State, Bachie had 11 tackles, including 1.5 for losses. He sealed the victory after he batted down a pass at the line of scrimmage and then dove for the interception with 1:15 left in the game. Bachie had 10 tackles and a 2-yard sack at Arizona State, and posted nine stops at Indiana.

- A third-team All-Big Ten choice by the coaches and media, Bachie was named the Big Ten Defensive Player of the Week twice in 2017.

- In last season's win at No. 7 Michigan, Bachie became just the second Big Ten linebacker and fifth in the FBS in the last five years (since 2012) to record double-digit tackles (10) and at least one interception, one forced fumble, one sack and one pass break-up in the same game.

- In 24 career games, including 19 consecutive starts, Bachie has 155 tackles, 14 tackles for loss, 4.5 sacks, four interceptions, four pass break-ups, two forced fumbles and one fumble recovery.

FROM WALK-ON TO LEADING THE TEAM IN TACKLES FOR LOSS AND SACKS –

- Kenny Willekes**, who entered the program as a walk-on for the 2015 season, emerged as a force on the defensive line for the Spartans in 2017. A chemistry major, Willekes earned a scholarship in the spring of 2017 and hasn't looked back since. The native of Rockford, Michigan, who is MSU's active leader in sacks (12) and tackles for loss (23.5), started 12 games at defensive end and led the team in tackles for loss (14.5 for 42 yards) and sacks (7.0 for 28 yards) in 2017. He ranks fifth in FBS among active career leaders with 1.18 tackles for loss per game (Ed Oliver of Houston leads active players with 1.63 TFL/game).

- After playing in just one game as a redshirt freshman in 2016, Willekes earned third-team All-Big Ten honors in 2017 with a team-leading 14.5 tackles for loss and seven sacks.

- Willekes entered this season on the preseason watch list for the Ted Hendricks Award, and began his junior season with a two-sack performance against Utah State. He also recorded two sacks in a game three times last season (Michigan, Minnesota, Maryland).

- Willekes leads the Spartans in tackles for loss (nine) and sacks (five) through the first six games of the season. He ranks tied for second in the Big Ten in sacks (0.83 pg) and tied for third in TFLs (1.50 pg).

SENIOR CAPTAIN KHARI WILLIS UP FOR TWO NATIONAL AWARDS –

- Michigan State senior safety **Khari Willis** has been named a semifinalist for the William V. Campbell Trophy, which is awarded annually by the National Football Foundation to the nation's top scholar-athlete. The award is also widely known as the "Academic Heisman."



• Willis was also selected one of 30 national candidates for the Senior CLASS Award. To be eligible for the prestigious award – which former Spartan quarterback **Kirk Cousins** won in 2011 – a student-athlete must be classified as an NCAA Division I FBS senior and have notable achievements in four areas of excellence: community, classroom, character and competition. An acronym for Celebrating Loyalty and Achievement: for Staying in School®, the Senior CLASS Award focuses on the total student-athlete and encourages students to use their platform in athletics to make a positive impact as leaders in their communities.

• This marks the seventh time in the past eight years that the Spartans have had a semifinalist for the Campbell Trophy. The Spartans had a finalist three of four years from 2011-14 (QB Kirk Cousins in 2011, LB Max Bullough in 2013, P Mike Sadler in 2014). Center Jack Allen, tight end Josiah Price and center Brian Allen were semifinalists the past three seasons.

• A two-time Academic All-Big Ten selection, Willis owns a 3.24 grade-point average as an interdisciplinary studies in social science major, with an emphasis on community governance & advocacy. He was voted a captain by his teammates entering his senior season and has 148 tackles, 11 pass break-ups and four interceptions in 39 career games, including 23 starts. Through six games this season, Willis has recorded 36 tackles, five pass break-ups and a team-leading two interceptions for the Spartans.

• Willis was named the Big Ten Defensive Player of the Week after leading the Spartans with a season-high nine tackles, including seven solo stops, in MSU's 21-17 win at No. 8 Penn State on Oct. 13. The Jackson, Michigan, native also forced a fumble on PSU quarterback Trace McSorley in the first quarter, and recorded his team-leading fifth pass break-up of the season later in the game. Willis' effort helped the Spartans hold Penn State to a season low in points (17) and first downs (14).

• Willis was the keynote player speaker at the 2018 Big Ten Kickoff Luncheon in Chicago, and delivered an inspirational speech calling on his fellow Big Ten players to make a difference in their communities. He received a standing ovation and video of his speech went viral across social media. The Jackson, Michigan, native is a candidate for the Wuerffel Trophy, presented annually to the player who best combines exemplary community service with athletic and academic achievement, and was MSU's nominee for the Allstate/AFCA Good Works Team.

MIKE PANASIUK & RAEQUAN WILLIAMS CONSISTENT IN THE MIDDLE OF SPARTAN D-LINE –

• Junior defensive tackles **Mike Panasiuk** and **Raequan Williams** have started alongside each other on the interior of the defensive line for 22 consecutive games, dating back to the Ohio State game on Nov. 19, 2016. The duo is a big reason why MSU ranks No. 1 in the FBS in rushing defense and ranked No. 2 in the FBS in rushing defense last season.

• Williams ranks second on the team with six tackles for loss, which already ties a career high. The Chicago native ranks second among active Spartans with 17 career tackles for loss, including six career sacks, in 30 career games.

• Panasiuk, a native of Roselle, Illinois, has 48 tackles, including six for losses, in 31 career games.



SPECIAL TEAMS NOTES

MATT COGLIN PROVING TO BE ONE OF THE BIG TEN'S BEST PLACEKICKERS –

• Sophomore **Matt Coghlin** has made 16 consecutive field goals, dating back to the Penn State game last season, which is the longest streak in school history. **Brett Swenson** held the previous school record with 15 straight, set during the 2008 season.

• Coghlin is 8-for-8 in field-goal attempts this season, which ranks tied for first in the Big Ten. He ranks first in MSU history with his .852 career field-goal percentage (23-of-27). He is one of four placekickers in the FBS to have a perfect field-goal percentage (minimum 1.0 field goal per game).

• Coghlin was named the Big Ten Co-Special Teams Player of the Week following his performance at Indiana. He scored on a 6-yard touchdown run on a fake field goal in the third quarter to give MSU a 28-7 lead over Indiana, becoming the first Spartan to score a touchdown and then kick the PAT on his own TD since Sam Williams in 1958 against Wisconsin. Coghlin also connected on all five of his PATs in MSU's 35-21 win at Indiana.

• The Cincinnati, Ohio, native ranks among the Big Ten leaders in PAT percentage (first at 1.000), field-goal percentage (first at 1.000), field goals made (tied for third with eight) and scoring (tied for fourth at 7.8 ppg).

• Coghlin also was named the Big Ten Special Teams Player of the Week after kicking the game-winning 34-yard field goal as time expired against No. 7 Penn State last season.

BY THE NUMBERS

1

Mark Dantonio is the only Big Ten coach to win multiple B1G titles, win a Rose Bowl, and coach in the College Football Playoff.

2

MSU is one of two schools in the country, along with Florida, to win multiple National Championships in both football and men's basketball.

3

Mark Dantonio has won a school-record three Big Ten Championships (2010, 2013, 2015).

10

Michigan State has defeated 10 AP Top-10 teams under Dantonio, including eight since 2013.

10

Michigan State has made 10 bowl games under Mark Dantonio, the most by any Spartan head coach in school history.

14

MSU has defeated 14 AP Top 25 teams since 2013 (14-9 record vs. ranked teams last five-plus seasons).

15

Mark Dantonio's 122 career wins rank 15th among active FBS head coaches.

62

Mark Dantonio has won 62 Big Ten games, second most of any Spartan coach (Duffy Daugherty, 72).

62

MSU has ranked among the nation's Top 25 in attendance each of the last 62 seasons.

77

In the Dantonio era, Michigan State has held its opponent below 100 yards rushing in 77 of 151 games (51 percent).

82

MSU has won 82 games since the beginning of the 2010 season, third most in the Big Ten and tied for 12th most in the FBS during that time period.

104

Mark Dantonio has won 104 games at MSU, second most in school history.



2018 SPARTAN FOOTBALL GAME NOTES

PRONUNCIATION GUIDE

#82 Javez Alexander: Jay-vez
 #76 AJ Arcuri: r-CURE-e
 #35 Joe Bachie: BOTCHY (or like bocce ball)
 #26 Brandon Bouyer-Randle: BOY-yer Randle
 #29 Shakur Brown: sha-coor
 #38 Byron Bullough: BULL-uh
 #4: Matt Coghlin: cog-lynn
 #94 Chase Gianacacos: YAHN-uh-cock-OSE
 #83 Mufi Hill-Hunt: MOO-fee
 #73 Jacob Isaia: E-sigh-uh
 #93 Naquan Jones: NAY-kwon
 #79 Mustafa Khaleefah: MOO-stuh-fuh cuh-LEE-fuh
 #14 Brian Lewerke: luh-WUHR-key
 #13 Mickey Macius: MAY-shiss
 #13 Laress Nelson: LUH-reece
 #72 Mike Panasiuk: pah-na-shuke (rhymes with luke)
 #96 Jacob Panasiuk: pah-na-shuke (rhymes with luke)
 #92 William Przysup: Priss-tup
 #34 Antjuan Simmons: ANN-twon
 #81 Matt Sokol: SO-kull
 #16 Brandon Sowards: SOW-irds (rhymes with wow)
 #17 Tyriq Thompson: ty-REEK
 #92 DeAri Todd: DEE-ar-E
 #48 Kenny Willekes: WILL-uh-KISS
 #27 Khari Willis: car-Ē
 #99 Raequan Williams: RAY-kwon

SPARTANS FIND REPLACEMENT FOR HARTBARGER AT PUNTER IN WALK-ON TYLER HUNT –

• Entering the 2018 season, Michigan State had only three starting punters in the **Mark Dantonio** era: **Aaron Bates** (2007-10), **Mike Sadler** (2011-14) and **Jake Hartbarger** (2015-present); however, Hartbarger was injured in the fourth quarter at Arizona State – just one quarter after he booted a career-long 74-yarder – and Dantonio announced on Oct. 9 that Hartbarger would be out the rest of the season and will apply for a sixth year of eligibility. Redshirt freshman walk-on **Tyler Hunt** has been Hartbarger's replacement the last four games.

• Two Spartan punters made their collegiate debuts against Indiana on Sept. 29. Redshirt freshman **Tyler Hunt** was the starter, punting four times for 155 yards (38.8 avg.), including a long of 46 yards, while fellow redshirt freshman **Bryce Baringer**, who joined the team as a walk-on during the bye week, punted twice for 34.0 yards.

• Hunt has started the last four games at punter. He placed a career-high five of his seven punts inside the 20 against Northwestern on Oct. 6, averaging 40.9 yards on seven punts, including a career-long 63-yarder. He punted a career-high 10 times at Penn State on Oct. 13. Hunt is averaging 39.5 yards per punt and has placed 11 of his 25 punts inside the 20.

• Back-up quarterback and redshirt freshman **Rocky Lombardi** was the emergency punter at Arizona State, and filled in once for Hartbarger, punting his only attempt 32 yards in the fourth quarter. MSU also has a walk-on true freshman punter, **William Przysup**, on the 2018 roster.



SPARTAN FOOTBALL PROGRAM NOTES

• After finishing the 2017 campaign with a 10-3 record and a No. 15 ranking by The Associated Press, Michigan State is looking to use the momentum built from last year into another successful season in 2018. The Spartans capped the greatest single-season turnaround in school history with a dominating 42-17 win over No. 18 Washington State (CFP ranking) in the Holiday Bowl to record their sixth double-digit win season in the last eight years.

• After featuring one of the youngest teams in the nation last season, Michigan State returned a total of 48 letterwinners and 19 position starters in 2018. A total of 33 players returning have starting experience (16 offense, 14 defense, three special teams). Out of a combined 286 possible starting positions in 2017 on offense and defense throughout the course of 13 games, the Spartans are returning 239 of those starts (84 percent). The 19 position starters returning on offense and defense were tied for the most in the FBS along with Florida, and the 22 overall starters (including specialists) are also tied for first (Baylor).

• Michigan State is in the midst of its winningest decade in school history based on total wins, as the Spartans are 82-30 (.732) since the beginning of the 2010 season. During that span, MSU has won five bowl games (2012 Outback, 2012 Buffalo Wild Wings, 2014 Rose, 2015 Cotton, 2017 Holiday), three Big Ten Championships (2010, 2013, 2015) and three Big Ten Division titles (2011, 2013, 2015). MSU's .732 winning percentage this decade is second best in school history (.766 in 1950s, 70-21-1). MSU was the only school to finish in the top-six of the national polls from 2013-15 (No. 3 in 2013, No. 5 in 2014, No. 6 in 2015) and the 36 wins from 2013-15 marked the winningest three-year stretch in the history of the program.

• In addition, the Spartans have earned 10 bowl bids since 2007, including a school-record four consecutive bowl victories (2012 Outback against No. 18 Georgia, 2012 Buffalo Wild Wings against TCU, 2014 Rose Bowl Game against No. 5 Stanford, 2015 Cotton Bowl Classic against No. 4 Baylor), which also tied a Big Ten record.

• The 82 wins this decade are third most in the Big Ten and tied for 12th most in the NCAA Football Bowl Subdivision.

• MSU's highest winning percentage by decade is currently the 1950s (.766, 70-21-1 record), but the 82 wins this current decade are already the most of any previous decade in school history (previous: 70 in 1950s).

• The Spartans have had sustained success in the Big Ten Conference under Dantonio. MSU has won two of the past five Big Ten Championships (2013, 2015) and three overall this decade, also claiming a championship in 2010. The Spartans own victories in 35 of their last 48 games against Big Ten opponents (including the Big Ten Championship Game), dating back to the 2012 regular-season finale, including 22 wins by double-figures.



Winningest NCAA FBS Teams Since 2010

Rank	Team	Total Wins
1.	Alabama	106
2.	Clemson	94
3.	Oklahoma	90
4.	Stanford	89
5.	Boise State	89
6.	Florida State	88
	Wisconsin	88
8.	Ohio State	86*
9.	Oregon	85
10.	LSU	84
11.	Georgia	83
12.	Michigan State	82
	Northern Illinois	82
	Oklahoma State	82
15.	TCU	78

* Ohio State vacated 12 wins from the 2010 season

• Michigan State and Florida are the only schools in the country to win multiple National Championships in football and men's basketball. MSU has won six national titles in football (1951, 1952, 1955, 1957, 1965, 1966) and two in men's basketball (1979, 2000). Michigan State is also the only school in the nation to win multiple National Championships in football, men's basketball and hockey.

• Michigan State is one of only five schools to have had at least one player chosen every year since the inception of the common NFL Draft in 1967. MSU joins Florida, Michigan, Nebraska and USC as the only programs with at least one draft choice for 51 consecutive years.

PLAYING THEIR BEST UNDER THE SPOTLIGHT –

• The Spartans have consistently produced wins against highly ranked teams under Mark Dantonio. MSU is 10-5 in its last 15 games against teams ranked in The Associated Press Top 10, including a 9-5 record since 2013 (beat No. 2 Ohio State and No. 5 Stanford in 2013; lost to No. 3 Oregon and beat No. 4 Baylor in 2014; beat No. 7 Oregon, No. 2 Ohio State and No. 4 Iowa, and lost to No. 2 Alabama in 2015; lost to No. 2 Michigan, No. 2 Ohio State and No. 8 Penn State in 2016; beat No. 7 Michigan and No. 7 Penn State in 2017; beat No. 8 Penn State in 2018). Michigan State's nine wins over AP Top 10 teams since 2013 ranks third most in the FBS (Alabama with 14, Ohio State with 11).

• Michigan State has won 14 of its last 22 games played against AP Top 25 opponents.

• Under Mark Dantonio, the Spartans are 21-26 in 47 games played against teams ranked in The Associated Press Top 25; however, MSU is 20-17 against ranked teams since 2010 and 14-9 since 2013. The 21 wins over AP Top 25 teams rank second among head coaches in MSU history (Duffy Daugherty with 25 from 1954-72). Dantonio is 10-9 against AP Top 10 teams at MSU (10-5 since 2011).

• Here's a look at MSU's games against AP Top 10 teams since 2011 (10-5 record):

Date	Result (Associated Press Ranking)	Site
Oct. 22, 2011	No. 15 MSU 37, No. 4 Wisconsin 31	East Lansing
Dec. 7, 2013	No. 10 MSU 34, No. 2 Ohio State 24 (Big Ten Champ.)	Indianapolis
Jan. 1, 2014	No. 4 MSU 24, No. 5 Stanford 20 (Rose Bowl)	Pasadena
Sept. 6, 2014	No. 3 Oregon 46, No. 7 MSU 27	Eugene
Jan. 1, 2015	No. 7 MSU 42, No. 4 Baylor 41 (Cotton Bowl)	Arlington
Sept. 12, 2015	No. 5 MSU 31, No. 7 Oregon 28	East Lansing
Nov. 21, 2015	No. 9 MSU 17, No. 2 Ohio State 14	Columbus
Dec. 5, 2015	No. 5 MSU 16, No. 4 Iowa 13 (Big Ten Champ.)	Indianapolis
Dec. 31, 2015	No. 2 Alabama 38, No. 3 MSU 0 (CFP Semifinal)	Arlington
Oct. 29, 2016	No. 2 Michigan 32, MSU 23	East Lansing
Nov. 19, 2016	No. 2 Ohio State 17, MSU 16	East Lansing
Nov. 26, 2016	No. 8 Penn State 45, MSU 12	University Park
Oct. 7, 2017	MSU 14, No. 7 Michigan 10	Ann Arbor
Nov. 4, 2017	No. 24 MSU 27, No. 7 Penn State 24	East Lansing
Oct. 13, 2018	MSU 21, No. 8 Penn State 17	University Park

2018 HONORS & AWARDS

#35 JOE BACHIE (Jr., LB)

- Bednarik Award Watch List
- Butkus Award Watch List
- Nagurski Trophy Watch List
- Team captain

#62 LUKE CAMPBELL (So., OL)

- Pro Football Focus Big Ten Team of the Week (vs. Northwestern)

#21 CAM CHAMBERS (So., WR)

- Pro Football Focus Big Ten Team of the Week (vs. Northwestern)

#4 MATT COGHLIN (So., PK)

- Big Ten Co-Special Teams Player of the Week vs. Indiana

#18 FELTON DAVIS III (Sr., WR)

- Pro Football Focus Big Ten Team of the Week (vs. Utah State)

#5 ANDREW DOWELL (Sr., LB)

- Pro Football Focus Big Ten Team of the Week (vs. Central Michigan)

#6 DAVID DOWELL (Jr., S)

- Jim Thorpe Award Watch List

#25 JAKE HARTBARGER (Sr., P)

- Ray Guy Award Watch List

#11 CONNOR HEYWARD (So., RB)

- Pro Football Focus Big Ten Team of the Week (vs. Central Michigan)

#14 BRIAN LEWERKE (Jr., QB)

- Walter Camp Player of the Year Watch List
- Maxwell Award Watch List
- Johnny Unitas Award Watch List
- Davey O'Brien Award Watch List
- Team captain

#96 JACUB PANASIUK (So., DE)

- Pro Football Focus Big Ten Team of the Week (vs. Northwestern)

#72 MIKE PANASIUK (Jr., DT)

- Pro Football Focus Big Ten Team of the Week (vs. Utah State)

#3 LJ SCOTT (Sr., RB)

- Doak Walker Award Watch List
- Maxwell Award Watch List

#7 CODY WHITE (So., WR)

- Pro Football Focus Big Ten Team of the Week (vs. Arizona State)

#48 KENNY WILLEKES (Jr., DE)

- Pro Football Focus Big Ten Team of the Week (vs. Indiana)

#27 KHARI WILLIS (Sr., S)

- Team captain
- National Football Foundation Scholar-Athlete and Campbell Trophy Semifinalist
- Senior CLASS Award candidate
- Nominated to Allstate/AFCA Good Works Team
- Wuerffel Trophy candidate
- Pro Football Focus Big Ten Team of the Week (vs. Utah State and Central Michigan)
- Big Ten Defensive Player of the Week (vs. Penn State)



2018 SPARTAN FOOTBALL GAME NOTES

SEASON CAPTAINS

LB Joe Bachie, QB Brian Lewerke, S Khari Willis

FOURTH GAME CAPTAIN

Game.....Captain(s)
 Utah State..... Matt Sokol
 Arizona State..... David Dowell
 Indiana..... Raequan Williams
 Central Michigan..... Grayson Miller
 Northwestern..... Matt Morrissey
 Penn State..... None

HONORARY CAPTAINS

Game.....Captain(s)
 Utah State..... None
 Arizona State..... Tom Izzo
 Indiana..... None
 Central Michigan..... Jimmy Raye
 Northwestern..... Chris Frey
 Penn State..... None

BIG GAME SPARTANS (WINS OVER AP RANKED TEAMS SINCE 2013)

					
No. 23 MICHIGAN W, 29-6 11/2/13 Spartan Stadium	No. 2 OHIO STATE W, 34-24 12/7/13 Big Ten Champ.	No. 5 STANFORD W, 24-20 1/1/14 Rose Bowl	No. 19 NEBRASKA W, 27-22 10/4/14 Spartan Stadium	No. 4 BAYLOR W, 42-41 1/1/15 Cotton Bowl	No. 7 OREGON W, 31-28 9/12/15 Spartan Stadium
					
No. 12 MICHIGAN W, 27-23 10/17/15 Michigan Stadium	No. 2 OHIO STATE W, 17-14 11/21/15 Ohio Stadium	No. 4 IOWA W, 16-13 12/5/15 Big Ten Champ.	No. 18 NOTRE DAME W, 36-28 9/17/16 Notre Dame Stadium	No. 7 MICHIGAN W, 14-10 10/7/17 Michigan Stadium	No. 7 PENN STATE W, 27-24 11/4/17 Spartan Stadium
					
No. 21 WASH. ST. W, 42-17 12/28/17 SDCCU Stadium	No. 8 PENN STATE W, 21-17 10/13/18 Beaver Stadium				

SPARTANS MAINTAIN SUCCESS IN BIG TEN PLAY –

• MSU has won nine Big Ten Championships in school history (1953, 1965, 1966, 1979, 1987, 1990, 2010, 2013, 2015), including a school-record three by Mark Dantonio.

• Michigan State has won 35 of its last 48 games against Big Ten opponents (including the Big Ten Championship Game), dating back to the 2012 regular-season finale, including 22 wins by double-figures. MSU has won 33 of its last 46 regular-season Big Ten Conference games (.717). Michigan State is 49-20 (.710) in Big Ten regular-season games since 2010.

• Michigan State's 13-game Big Ten winning streak from Nov. 24, 2012 to Oct. 25, 2014, was the second-longest Big Ten winning streak in school history (16 straight from Oct. 2, 1965 to Oct. 21, 1967). In addition, MSU had won 14 consecutive games against Big Ten opponents (2013 Big Ten Championship Game vs. No. 2 Ohio State).

• Mark Dantonio's .667 winning percentage (62-31) in Big Ten regular-season games ranks first in MSU history (minimum 10 Big Ten games).

• MSU is 31-16 (.660) in Big Ten road games under Dantonio, including a 25-10 record (.714) since 2010. Dantonio has won at least one road game at every Big Ten stadium.

SPARTANS STILL ONE OF THE YOUNGEST TEAMS IN THE NATION –

• Last season, Michigan State's roster was one of the youngest in the nation with 77 underclassmen, but MSU still managed to win 10 games and finished No. 15 in the final AP Poll.

• Although nearly everyone returned from last season, including 19 of 22 position starters, MSU's 2018 roster is still one of the youngest in the country, as 81 out of the 120 players (67.5 percent) are underclassmen (28 true freshmen, 22 redshirt freshmen, 31 sophomores, 21 juniors, 18 seniors). That 67.5 percentage puts MSU as the 17th youngest team in the FBS.



JOE BACHIE, BRIAN LEWERKE AND KHARI WILLIS VOTED 2018 TEAM CAPTAINS –

• Following the last practice of preseason camp on Aug. 23, MSU head coach Mark Dantonio announced the 2018 captains to the team – junior linebacker **Joe Bachie**, junior quarterback **Brian Lewerke** and senior safety **Khari Willis**. It marks the first time MSU has had multiple non-senior captains since 2012 (Max Bullough, junior; Andrew Maxwell, junior).

ALL IN THE FAMILY, PT. 1 –

• Michigan State is one of two schools in the FBS to have three siblings on its 2018 roster: Andrew (Sr.), David (Jr.) and Michael (Fr.) Dowell. Andrew, who played as a true freshman in 2015, and David, who redshirted, are fraternal twins. UTEP also has three brothers on its 2018 roster: Sani, Christian and Ueese Buckingham.

ALL IN THE FAMILY, PT. 2 –

• In addition, Michigan State has four sets of brothers on its 2018 roster, tied for second most in the FBS, trailing only BYU (six). Iowa and Hawai'i also have four sets of brothers on their roster.

Brothers on 2018 MSU roster: Andrew (Sr.)/David (Jr.)/Michael (Fr.) Dowell; Mike (Jr.)/Jacob (So.) Panasiuk; Jacob (Fr.)/Zach (Fr.) Slade; Matt (Sr.)/Mitchell (R-Fr.) Sokol.

ALL IN THE FAMILY, PT. 3 –

• Michigan State has a deep family legacy on the 2018 roster, from siblings to fathers to relatives. In fact, 20 players and one coach have direct family connections.

Legacy: **Matt Allen** (brothers Jack and Brian), **Byron Bullough** (grandfather Hank, father Shane, brothers Max and Riley, uncle Chuck), **Tanner Hallock** (father Ty), **Jacob Isaia** (grandfather Bob Apisa), **Nick Krumm** (father Todd), **David Kruse** (brother Connor), **Ben Line** (brother Prescott), **Grayson Miller** (father John), **Matt Morrissey** (father Jim), **Corey Pryor** (father Corey Sr.), **Noah Sargent** (father Mike).

Brothers: Andrew/David/Michael Dowell, Jacob/Mike Panasiuk, Jacob/Zach Slade, Matt/Mitchell Sokol

Coaches: Chuck Bullough

TRACKING TURNOVERS

Takeaways (10)	Qtr.	MSU Result
INT-Utah State (Willis)	2	TD
INT-Utah State (Bachie)	4	End of game
INT-Arizona State (Morrissey)	2	End of half
INT-Indiana (Brown)	1	TD*
INT-Indiana (Simmons)	4	Downs
INT-Central Michigan (D. Dowell)	2	TD
INT-Central Michigan (Layne)	2	FG
INT-Northwestern (Willis)	1	FG
INT-Northwestern (Panasiuk)	3	TD
FUM-Penn State (Willis/Thompson)	1	Punt
TOTAL: 10 takeaways for 34 points (6-for-10 scoring)		

Turnovers (10)	Qtr.	Opp. Result
FUM-Utah State (Lewerke)	2	Punt
INT-Utah State (Lewerke)	3	TD*
INT-Arizona State (Lewerke)	2	Punt
FUM-Indiana (Jefferson)	2	TD
INT-Indiana (Lewerke)	3	FG
INT-Indiana (Lewerke)	4	TD
FUM-Indiana (Lewerke)	4	Downs
INT-Central Michigan (Lewerke)	1	Punt
INT-Northwestern (Lewerke)	2	End of half
INT-Penn State (Lewerke)	3	Downs
TOTAL: 10 turnovers for 24 points (4-for-10 scoring)		

MSU: Even on turnovers (0.00 margin), +10 margin on points off turnovers

* Denotes TD happened on the same play



HEAD COACH MARK DANTONIO NOTES

MARK DANTONIO ONE OF THE MOST SUCCESSFUL COACHES IN BIG TEN HISTORY –

• Now in his 12th season as head coach of the Spartans, **Mark Dantonio** owns a 104-47 (.689) record. He is one of just nine active FBS coaches to own at least 100 victories at his current school. For the fourth time in his career, Dantonio was named a semifinalist in 2017 for the George Munger College Coach of the Year, presented by the Maxwell Football Club. Dantonio has won the most Big Ten Championships (three) and bowl games (five) of any Spartan head coach and also ranks first with 10 bowl appearances. He is the only Big Ten coach to win multiple Big Ten Championships (2010, 2013, 2015), claim a victory in the Rose Bowl (2014), and coach in the College Football Playoff (2015).

• The second-winningest coach in school history with 104 victories, trailing only Hall of Famer Duffy Daugherty (109), Dantonio also ranks first in program history in conference winning percentage (.667, 62-31 record, minimum 10 games), tied for first in AP Top 25 finishes (seven), second in Big Ten wins (62) and home wins (61), and fifth in overall winning percentage (.689).

• Dantonio's incredible run at Michigan State ranks among the best in Big Ten history. Dantonio is one of just six Big Ten coaches to have at least six 10-win seasons on their resume (Bo Schembechler, Michigan; Jim Tressel, Ohio State; Joe Paterno, Penn State; Lloyd Carr, Michigan; Urban Meyer, Ohio State) and one of four to have at least five 11-win seasons (Tressel, Paterno, Meyer).

• Dantonio is one of just 14 coaches in Big Ten history to record 100 victories. He is currently No. 14 in Big Ten history with 104 wins.

• Overall, Dantonio owns a 122-64 (.656) record in his 15th season as a head coach (18-17 in three seasons at Cincinnati; 104-47 in 12 seasons at MSU). Dantonio's 122 career wins rank 15th among active FBS coaches and third most in the Big Ten (Urban Meyer, 181; Kirk Ferentz; 160).

• Dantonio won his 71st game at MSU on Oct. 25, 2014, against Michigan to move into second place all-time in victories in school history (record: Duffy Daugherty, 109). Dantonio won his 100th career game as a head coach on Oct. 17, 2015, at Michigan Stadium as the Spartans rallied to defeat the Wolverines, 27-23, on a 38-yard fumble return as time expired. His career record stands at 122-64 (.656) in his 15th season.



2018 SPARTAN FOOTBALL GAME NOTES

MSU TOP SINGLE-GAME PERFORMANCES VS. MICHIGAN

RUSHING

Player (Att.)	Yards	Year
T.J. Duckett (27)	211	2001
DeAndra Cobb (22)	205	2004
Javon Ringer (37)	194	2008
Lorenzo White (34)	185	1987
Jeremy Langford (35)	177	2014
Edwin Baker (26)	167	2011
Eric Allen (23)	156	1970
Edwin Baker (22)	147	2010
Bill Triplett (18)	142	1969
Bob Apisa (18)	140	1966
LJ Scott (22)	139	2016
Dewey Lincoln (7)	139	1962

PASSING

Player (C-A)	Yards	Year
Bill Burke (21-36)	400	1999
Connor Cook (18-39)	328	2015
Tony Banks (26-34)	318	1995
Bryan Clark (21-38)	316	1981
Jim Miller (30-39)	302	1991

RECEIVING

Player (Rec.)	Yards	Year
Plaxico Burress (10)	255	1999
Derrick Mason (10)	151	1996
Nigea Carter (6)	145	1994
Blair White (4)	143	2008
Aaron Burbridge (9)	132	2015
Ted Jones (9)	123	1982

• Dantonio's .667 winning percentage (62-31) in Big Ten games ranks first in MSU history (minimum 10 Big Ten games). He ranks second in school history in conference wins (Duffy Daugherty, 72).

• Dantonio led the Spartans to the 2015 Big Ten Championship with a 16-13 victory over previously undefeated and fourth-ranked Iowa. It marked Dantonio's third Big Ten Championship (2010, 2013, 2015), establishing a school record (previous: Daugherty and George Perles with two each).

• Dantonio became the first coach in Big Ten history to record five 11-win seasons in a six-year span (11 in 2010; 11 in 2011; 13 in 2013, 11 in 2014; 12 in 2015), and his five 11-win seasons are tied with Joe Paterno of Penn State for third most in Big Ten history (Jim Tressel and Urban Meyer of Ohio State with six; Paterno with five at Penn State as Big Ten member). Prior to Dantonio's arrival, MSU had not recorded an 11-win season in its history, and had just two 10-win seasons (1965, 1999).

Most 11-Win Seasons - Big Ten Coaching History

Rank	Coach	Times
1.	Urban Meyer, Ohio State	6 (2012, 2013, 2014, 2015, 2016, 2017)
	Jim Tressel, Ohio State	6 (2002, 2003, 2006, 2007, 2009, 2010*)
2.	Mark Dantonio, Michigan State	5 (2010, 2011, 2013, 2014, 2015)
	Joe Paterno, Penn State	5^ (1994, 1996, 2005, 2008, 2009)
	* wins vacated; ^ as Big Ten member (15 overall)	

Most 10-Win Seasons - Big Ten Coaching History

Rank	Coach	Times
1.	Bo Schembechler, Michigan	11 (1971, 1972, 1973, 1974, 1976, 1977, 1978, 1980, 1985, 1986, 1989)
2.	Jim Tressel, Ohio State	8 (2002, 2003, 2005, 2006, 2007, 2009, 2010*)
3.	Joe Paterno, Penn State	7^ (1993, 1994, 1996, 1999, 2005, 2008, 2009)
4.	Mark Dantonio, Michigan State	6 (2010, 2011, 2013, 2014, 2015, 2017)
	Urban Meyer, Ohio State	6 (2012, 2013, 2014, 2015, 2016, 2017)
	Lloyd Carr, Michigan	6 (1997, 1998, 1999, 2002, 2003, 2006)
	* wins vacated; ^ as Big Ten member (21 overall)	

• A two-time Big Ten Coach of the Year (2010, 2013), Dantonio has led Michigan State to Top 25 finishes seven times (2008: No. 24 in both polls; 2010: No. 14 in both polls; 2011: No. 10 USA TODAY/No. 11 AP; 2013: No. 3 in both polls; 2014: No. 5 in both polls; 2015: No. 6 in both polls; 2017: No. 15 AP/No. 16 USA TODAY). His seven AP Top-25 finishes are tied for the most in school history. Duffy Daugherty's teams posted seven Top-25 finishes during his 19-year tenure from 1954-72.

• Michigan State extended its school record by playing in a bowl game for the ninth consecutive season in 2015 (2007 Champs Sports Bowl, 2009 Capital One Bowl, 2010 Alamo Bowl, 2011 Capital One Bowl, 2012 Outback Bowl, 2012 Buffalo Wild Wings Bowl, 2014 Rose Bowl, 2015 Cotton Bowl, 2015 College Football Playoff Semifinal at Cotton Bowl).

• Dantonio also ranks first in school history with 10 bowl appearances, including a school-record streak of nine straight bowl games from 2007-15. He is 5-5 in bowl games at Michigan State, including a school-record four-game winning streak (2012 Outback, 2012 Buffalo Wild Wings, 2014 Rose, 2015 Cotton). Dantonio has led his teams to 12 bowl berths in 14 seasons as a head coach (10 at MSU, two at Cincinnati).

• From his first day on the job, Dantonio has pledged to support student-athletes as they pursue excellence, both in the classroom and on the playing field. In his first 11 seasons, a total of 203 players have earned their undergraduate degrees. In addition, 163 Spartans have earned Academic All-Big Ten honors, including eight Academic All-America selections (five first-team honorees). Michigan State has placed three student-athletes in the National Football Foundation Scholar-Athlete Class during Dantonio's tenure.

• Dantonio is one of just four Spartan head coaches to coach in at least 100 games at MSU and ranks second in Spartan history with 151 games coached at Michigan State (Duffy Daugherty: 183; Dantonio: 151; George Perles: 139; Charlie Bachman: 114).

• Dantonio is the third-longest tenured coach in the Big Ten (Kirk Ferentz, Iowa: 20th season; Pat Fitzgerald, Northwestern: 13th season) and eighth-longest in the FBS at the same school.

Longest Tenured FBS Coaches - Same School (Active, Consecutive Years)

Rank	Coach, Team	Hiring Date
1.	Kirk Ferentz, Iowa	Dec. 2, 1998 (20th year)
2.	Gary Patterson, TCU	Dec. 8, 2000 (18th year)
3.	Kyle Whittingham, Utah	Dec. 9, 2004 (15th year)
4.	Frank Solich, Ohio	Dec. 17, 2004 (14th year)
5.	Mike Gundy, Oklahoma State	Jan. 3, 2005 (1th year)
6.	Rick Stockstill, Middle Tennessee	Dec. 12, 2005 (13th year)
7.	Pat Fitzgerald, Northwestern	July 7, 2006 (13th year)
8.	Mark Dantonio, Michigan State	Nov. 27, 2006 (12th year)



• Twenty-nine Spartans have been chosen in the NFL Draft under Dantonio's watch, including three first-round selections (CB Darqueze Dennard, No. 24 in 2014 to Cincinnati; CB Trae Waynes, No. 11 in 2015 to Minnesota; OT Jack Conklin, No. 8 in 2016 to Tennessee).

• Since 2007, Dantonio has helped develop nine different first-team All-Americans and 11 selections overall: RB Javon Ringer (2008); LB Greg Jones (2009-10); DT Jerel Worthy (2011); RB Le'Veon Bell (2012); CB Darqueze Dennard and P Mike Sadler (2013); S Kurtis Drummond (2014); C Jack Allen (2014-15) and OT Jack Conklin (2015). In addition, Dantonio has helped produce 37 first-team All-Big Ten selections.

• Under Dantonio, Spartan teams have produced some of the longest winning streaks in school history. MSU's 13-game Big Ten winning streak from 2012-14 was its second-longest conference run, while MSU's 12-game winning streak that began on Nov. 15, 2014, and ended on Nov. 7, 2015, was tied for the third longest overall in school history. Dantonio also had an 11-game winning streak during the 2013-14 seasons. In addition, Michigan State has produced a 61-18 record (.782) in home games since 2007, including four undefeated home seasons (2010, 2011, 2013, 2015) and three one-loss seasons (2008, 2014, 2017).

Here's a look at Dantonio's milestone wins at Michigan State:

Game/Win	Date	Result	Milestone
1/1	Sept. 1, 2007	MSU 55, UAB 17	First win at MSU
7/5	Oct. 13, 2007	MSU 52, Indiana 27	First Big Ten win
12/7	Nov. 17, 2007	MSU 35, Penn State 31	MSU secures first bowl bid since 2003
22/14	Oct. 25, 2008	MSU 35, Michigan 21	First win over Michigan; MSU's first win at Michigan Stadium since 1990
31/18	Oct. 3, 2009	MSU 26, No. 22 Michigan 20 (OT)	First win over AP ranked opponent
42/25	Sept. 18, 2010	MSU 34, Notre Dame 31 (OT)	"Little Giants" play defeats Irish in OT
45/28	Oct. 9, 2010	MSU 34, No. 18 Michigan 17	Second straight win in Ann Arbor
51/33	Nov. 27, 2010	MSU 28, Penn State 22	MSU wins Big Ten title for first time since 1990
57/37	Oct. 1, 2011	MSU 10, Ohio State 7	First win over Ohio State
58/38	Oct. 15, 2011	MSU 28, No. 11 Michigan 14	Fourth straight win over Michigan
59/39	Oct. 22, 2011	MSU 37, No. 4 Wisconsin 31	"Rocket" defeats Badgers on last play
63/42	Nov. 19, 2011	MSU 55, Indiana 3	MSU wins inaugural B1G Legends Division
66/44	Jan. 2, 2012	MSU 33, No. 18 Georgia 33 (3OT)	First bowl victory
79/51	Dec. 29, 2012	MSU 17, TCU 16	Second consecutive bowl win
88/59	Nov. 2, 2013	MSU 29, No. 23 Michigan 6	UM held to school-record low 48 yards rushing
92/63	Dec. 7, 2013	MSU 34, No. 2 Ohio State 24	Spartans win first outright B1G title since 1987
93/64	Jan. 1, 2014	MSU 24, No. 5 Stanford 20	MSU wins first Rose Bowl since 1988; Third straight bowl win
100/70	Oct. 18, 2014	MSU 56, Indiana 17	Dantonio wins 70th game at MSU
101/71	Oct. 25, 2014	MSU 35, Michigan 11	Fourth-straight win vs. UM in Spartan Stadium
105/74	Nov. 29, 2014	MSU 34, Penn State 10	MSU wins 10 games for 4th time in 5 years
106/75	Jan. 1, 2015	MSU 42, Baylor 41	MSU rallies from 20 points down in the fourth quarter to win fourth straight bowl game
113/82	Oct. 17, 2015	MSU 27, No. 12 Michigan 23	MSU wins on 38-yard fumble recovery as time expires to defeat Michigan for seventh time in eight years; 100th career win
117/85	Nov. 21, 2015	MSU 17, No. 2 Ohio State 14	Snapped OSU's 23-game winning streak
118/86	Nov. 28, 2015	MSU 55, Penn State 16	MSU wins 11th game; clinches B1G East
119/87	Dec. 5, 2015	MSU 16, No. 4 Iowa 13	Dantonio wins school-record 3rd B1G title; MSU clinches berth in CFP
136/93	Sept. 30, 2017	MSU 17, Iowa 10	Dantonio wins 54th B1G game, second-most in school history
137/94	Oct. 7, 2017	MSU 14, No. 7 Michigan 10	Eighth win over UM in last 10 meetings
141/97	Nov. 4, 2017	MSU 27, No. 7 Penn State 24	Ninth win over AP Top 10 team
145/100	Dec. 28, 2017	MSU 42, No. 21 Wash. State 17	100th win at Michigan State; fifth bowl win
151/104	Oct. 13, 2018	MSU 21, No. 8 Penn State	10th win over AP Top 10 team

COACHING STAFF - GAMEDAY LOCATIONS

On the field...

Head coach Mark Dantonio
 Defensive tackles coach Ron Burton
 Secondary coach Paul Haynes
 Quarterbacks coach Brad Salem
 Wide receivers coach Terrence Samuel
 Offensive line coach Mark Staten
 Defensive coordinator/linebackers Mike Tressel

In the booth...

Co-offensive coordinator/tight ends coach Jim Bollman
 Co-offensive coordinator/running backs coach Dave Warner
 Defensive ends coach Chuck Bullough
 Asst. Defensive Backs Don Treadwell



2018 SPARTAN FOOTBALL GAME NOTES

ACTIVE CAREER LEADERS

RUSHING YARDS

1. LJ Scott (561 att.) 2,694

RUSHING TOUCHDOWNS

1. LJ Scott 25

PASSING YARDS (C-A-I-TD)

1. Brian Lewerke (412-699-15-30) 4,761

RECEPTIONS

1. Felton Davis 100
2. Darrell Stewart 68
3. Cody White 55

RECEIVING YARDS

1. Felton Davis 1,450
2. Cody White 790
3. Darrell Stewart 672

SCORING LEADERS

1. LJ Scott 162
2. Matt Coghlin 130
3. Felton Davis III 92

ALL-PURPOSE YARDS

1. LJ Scott 3,100

TACKLES

1. Andrew Dowell 204
2. Joe Bachie 155
3. Khari Willis 148

TACKLES FOR LOSS

1. Kenny Willekes 23.5
2. Raequan Williams 17
3. Joe Bachie 14

SACKS

1. Kenny Willekes 12
2. Raequan Williams 6
3. Joe Bachie 4.5

INTERCEPTIONS

1. David Dowell 6
2. Joe Bachie 4
3. Khari Willis 4
4. Justin Layne 3

CENTURY MARK –

• Mark Dantonio won his 100th game at Michigan State in the Holiday Bowl. He is one of nine active FBS coaches to own 100 wins at his current school.

FBS Coaches With 100 Wins at Current School (Active)

Rank	Coach, School (Seasons)	Wins at current school
1.	Bill Snyder, Kansas State (27th)	213
2.	Gary Patterson, TCU (18)	163
3.	Kirk Ferentz, Iowa (20)	148
4.	Nick Saban, Alabama (12)	133
5.	Mike Gundy, Oklahoma State (14)	118
6.	Kyle Whittingham, Utah (14)	115
7.	Dabo Swinney, Clemson (10)	107
8.	Mark Dantonio, Michigan State (12)	104
9.	Frank Solich, Ohio (15)	100

Most Victories by Active FBS Coaches

Rank	Coach, Current School (Overall Years)	All-Time Wins
1.	Brian Kelly, Notre Dame (29th)	226
2.	Nick Saban, Alabama (23)	225
3.	Bill Snyder, Kansas State (27)	213
4.	Paul Johnson, Georgia Tech (22)	185
5.	Urban Meyer, Ohio State (17)	181
6.	Terry Bowden, Akron (24)	173
7.	Mark Richt, Miami (18)	169
8.	Gary Patterson, TCU (18)	163
9.	Kirk Ferentz, Iowa (22)	160
10.	Frank Solich, Ohio (20)	158
11.	Chris Petersen, Washington (13)	134
	Rocky Long, San Diego State (19)	134
13.	Skip Holtz, Louisiana Tech (19)	130
14.	Mike Leach, Washington State (17)	127
15.	Mark Dantonio, Michigan State (15)	122
16.	Bobby Petrino, Louisville (14)	119
17.	Mike Gundy, Oklahoma State (14)	118

WALK-OFF WINS IN THE DANTONIO ERA –

• Michigan State has eight walk-off wins (scoring as time expired in regulation or in overtime) under Mark Dantonio, including two on the final play of regulation in 2015 (Michigan, Ohio State). In addition, MSU has scored a game-winning touchdown on the final play of the game five times under Dantonio (twice in regulation, three times in overtime).

Walk-Off Wins Under Mark Dantonio (scoring on final play of regulation or winning in overtime)

Date	Result	Winning Play
Oct. 3, 2009	MSU 26, Michigan 20 (OT)	Larry Caper 23-yard TD
Sept. 18, 2010	MSU 34, Notre Dame 31 (OT)	Aaron Bates 29-yard TD pass to Charlie Gantt on fake FG
Oct. 22, 2011	MSU 37, Wisconsin 31	Kirk Cousins 44-yard "Rocket" TD pass to Keith Nichol
Jan. 1, 2012	MSU 33, Georgia 30 (3OT)	Anthony Rashad White blocks FG in triple OT
Oct. 27, 2012	MSU 16, Wisconsin 13 (OT)	Andrew Maxwell 12-yard TD pass to Bennie Fowler
Oct. 17, 2015	MSU 27, Michigan 23	Jalen Watts-Jackson 38-yard fumble recovery for TD
Nov. 21, 2015	MSU 17, Ohio State 14	Michael Geiger 41-yard field goal
Nov. 4, 2017	MSU 27, Penn State 24	Matt Coghlin 34-yard field goal

• In addition, MSU has posted 19 fourth-quarter comebacks under Dantonio (2007: Penn State; 2008: Wisconsin; 2009: Purdue; 2010: Notre Dame, Northwestern, Purdue; 2011: Georgia; 2012: Indiana, Wisconsin, TCU; 2013: Ohio State; 2014: Baylor; 2015: Michigan, Ohio State, Iowa; 2017: Indiana, Penn State; 2018: Utah State, Penn State).



SPARTAN COACHING STAFF NOTES

STAFF CONTINUITY SPARKS DANTONIO'S SUCCESS AT MSU –

• MSU head coach Mark Dantonio has repeatedly stressed the importance of continuity on his coaching staff as one of the main reasons for Michigan State's success during his tenure. Three of MSU's nine assistant coaches have been at MSU since Dantonio's arrival in 2007 (assistant head coach/offensive line coach Mark Staten, defensive coordinator/linebackers coach Mike Tressel, co-offensive coordinator/running backs coach Dave Warner). Those three also coached under Dantonio at Cincinnati. Dantonio, Staten and Tressel have been on the same staff since 2004.

• In addition, quarterbacks coach Brad Salem is in his ninth year on the staff, wide receivers coach Terrence Samuel is in his eighth year, and defensive tackles coach Ron Burton is in his sixth year. Co-offensive coordinator/tight ends coach Jim Bollman, who is also in his sixth season, has coached with Dantonio on



three previous occasions: Youngstown State (1986-90), Michigan State (1995-97) and Ohio State (2001-03).

• Three of Dantonio's assistants left Michigan State to become head coaches at FBS schools: **Don Treadwell** (Miami-Ohio, 2011-13), **Dan Enos** (Central Michigan, 2010-14) and **Pat Narduzzi** (Pittsburgh, fourth season).

Number of Coaches Who Have Been at Their School for 10 Years or More (FBS, active)

Rk.	No.	School
1.	9	Navy
2.	8	Northwestern
3.	5	TCU, Iowa
T5.	4	Michigan State (Dantonio, Staten, Tressel, Warner)
T5.	4	Ohio, Georgia Tech, Air Force

TRESSSEL PROMOTED TO DEFENSIVE COORDINATOR –

• **Mike Tressel**, who served as Michigan State's co-defensive coordinator the past three seasons (2015-17), was promoted to defensive coordinator on Jan. 19, 2018. He has been on the same staff with Dantonio for the past 14 seasons, including the last 11 at Michigan State. Tressel will remain coaching the linebackers.

• The consistent play of the Spartan linebackers under Tressel is one of the main reasons why Michigan State has been so successful on defense during his tenure. Under the guidance of Tressel, Spartan linebackers have earned All-Big Ten honors 19 times and All-America accolades on four occasions.

• In two of the three seasons (2015-17) that Tressel shared the coordinating duties with Harlon Barnett, Michigan State ranked in the FBS Top 25 in both rushing defense and scoring defense (2015, 2017).

COACHING STAFF ADDITIONS –

• Michigan State has three new assistant coaches on its staff for the 2018 season, although all three of them have Spartan ties.

• **Don Treadwell**, who served as Michigan State's offensive coordinator for four seasons from 2007-10 under Dantonio, has returned to the Spartan coaching staff. Treadwell will assist coaching defensive backs and special teams while also helping as an offensive consultant. In addition, Treadwell will serve as freshmen head coach, a new title created to support first-year players in their growth and development both on and off the field.

• Treadwell, who returns for his third stint with the Spartans after serving as wide receivers coach from 2000-02 and offensive coordinator/wide receivers coach from 2007-10, has more than 30 years of experience coaching at the collegiate level. His coaching resume includes nine bowl appearances, four Division I-AA playoff appearances and a national championship. He has coached on the same staff with Dantonio on four previous occasions (Youngstown State, 1986-90; Cincinnati, 2004-06; Michigan State, 2000, 2007-10).

• **Paul Haynes**, who has more than 20 years of collegiate coaching experience, most recently as the head coach at Kent State for five seasons (2013-17), will coach the secondary. Haynes spent two years in East Lansing (2003-04) coaching defensive backs before coaching seven seasons (2005-11) on the defensive staff at Ohio State, where he helped the Buckeyes win six Big Ten Championships while coaching in six BCS Games, including two BCS National Championship Games (2007, 2008).

• **Chuck Bullough**, a 22-year coaching veteran who has experience in both the NFL and college, will coach the defensive ends. Bullough has mentored multiple Pro Bowlers, All-Americans and NFL players in addition to coaching in six bowl games. As a player, Bullough spent five seasons in the NFL and was one of the most productive Spartans to ever wear the Green and White; a four-year letterwinner at Michigan State from 1988-91, he still holds MSU's single-season tackles record with 175 in 1991.

DEFENSIVE LEADERBOARD

Rk.	Player	Production Points
1.	LB Joe Bachie	117
2.	DE Kenny Willekes	101
3.	DT Mike Panasiuk	97
4.	S Khari Willis	77
5.	DT Raequan Williams	76
6.	LB Andrew Dowell	66
7.	LB Brandon Bouyer-Randle	51
8.	CB Justin Layne	47
9.	LB Antjuan Simmons	34
10.	S David Dowell	32
	DT Naquan Jones	32



2018 SPARTAN FOOTBALL GAME NOTES

SPARTANS IN THE NFL

Michigan State has 15 former players listed on active rosters for National Football League teams as of Oct. 11, 2018.



Brian Allen, OL	Los Angeles Rams
Le'Veon Bell, RB	Pittsburgh Steelers
Shilique Calhoun, LB	Oakland Raiders
Garrett Celek, TE	San Francisco 49ers
Jack Conklin, OT	Tennessee Titans
Kirk Cousins, QB	Minnesota Vikings
Darqueze Dennard, CB	Cincinnati Bengals
William Gholston, DE	Tampa Bay Buccaneers
Joel Heath, DT	Houston Texans
Brian Hoyer, QB	New England Patriots
Montae Nicholson, S	Washington Redskins
Domata Peko, DT	Denver Broncos
Dion Sims, TE	Chicago Bears
Drew Stanton, QB	Cleveland Browns
Trae Waynes, CB	Minnesota Vikings

Practice Squad:

Demetrius Cox, DB	Cincinnati Bengals
-------------------	--------------------

Injured Reserve:

Josiah Price, TE	Minnesota Vikings
------------------	-------------------



STATISTICAL TRENDS UNDER MARK DANTONIO

SPARTAN TRENDS UNDER DANTONIO –

Here's how Michigan State has fared during head coach Mark Dantonio's tenure (2007-18: 151 games):

	2018	Overall
Games played in Spartan Stadium:	2-1	61-19
Games played on the road/neutral site:	2-1	43-28
Games played in August:	1-0	4-1
Games played in September:	2-1	33-12
Games played in October:	1-1	32-17
Games played in November:	0-0	28-11
Games played in December:	0-0	4-3
Games played in January:	0-0	3-3
When leading at halftime:	3-1	77-12
When trailing at halftime:	1-1	20-29
When tied at halftime:	0-0	7-6
When scoring first:	1-2	70-20
When opponent scores first:	3-0	34-27
When leading after first quarter:	1-0	58-12
When trailing after first quarter:	3-1	25-25
When tied after first quarter:	0-1	21-10
When leading after three quarters:	3-1	83-12
When trailing after three quarters:	0-1	17-30
When tied after three quarters:	1-0	4-5
Overtime games:	0-0	4-5
When gaining more first downs than opponent:	4-1	80-20
When gaining fewer first downs than opponent:	0-1	20-23
When gaining same number of first downs as opponent:	0-0	4-4
When gaining 200+ yards rushing:	0-0	39-6
When opponent gains 200+ yards rushing:	1-0	6-13
When rushing 40+ times in a game:	3-0	70-8
When outrushing opponent:	3-2	85-19
When being outrushed by opponent:	1-0	19-28
When opponent is held under 100 yards rushing:	3-2	66-11
When gaining 200+ yards passing:	3-2	63-31
When opponent gains 200+ yards passing:	2-2	46-28
When gaining more total yards than opponent:	4-1	88-19
When gaining fewer total yards than opponent:	0-1	16-28
When leading in time of possession:	4-2	83-20
When trailing in time of possession:	0-0	21-26
When splitting in time of possession:	0-0	0-1

ROUGH SLEDDING AGAINST SPARTANS –

• In 151 games under Dantonio, Michigan State has held its opponent under 100 yards rushing 77 times (51 percent). MSU is 66-11 (.857) in those games, including a 56-6 (.903) record since 2010.

TURNOVER MARGIN THE KEY INGREDIENT FOR SPARTAN SUCCESS –

• Michigan State's record-setting three-year stretch in which it won 36 games from 2013-15 was fueled by creating turnovers and limiting mistakes. The Spartans ranked in the NCAA Football Bowl Subdivision Top 10 and led the Big Ten in turnover margin for three consecutive seasons from 2013-15 (No. 10 in 2013 at +0.93; No. 2 in 2014 at +1.46; No. 4 in 2015 at +1.00).

• Michigan State has forced at least one turnover in 122 of 151 games under head coach Mark Dantonio (81 percent of the games since 2007).



• Michigan State is 66-14 (.825) when forcing at least two turnovers in a game under head coach Mark Dantonio.

SPARTANS TOUGH ON HOME TURF –

• Under Mark Dantonio, Michigan State has produced a 61-19 record (.763) in home games since 2007, including a 15-game winning streak (7-0 in 2010, 7-0 in 2011, won first game in 2012) and a 12-game winning streak (7-0 in 2013; won first five in 2014), which ranks second and tied for third, respectively, in Spartan Stadium history. MSU is currently riding a six-game winning streak in Spartan Stadium.

• MSU is 46-13 (.780) at home since 2010 and 30-8 (.789) since 2013.

• Mark Dantonio is 30-4 (.882) against nonconference opponents in Spartan Stadium (only losses: 2009 to Central Michigan; 2012 to No. 20 Notre Dame; 2016 to BYU; 2017 to Notre Dame).

• Dantonio is 12-0 in home openers at MSU and the Spartans' 20-game winning streak in home openers is tied for the fifth-long longest in the nation.

SPARTANS SUCCESSFUL IN NONCONFERENCE GAMES –

• Mark Dantonio is 39-15 (.722) against nonconference opponents, including a 30-4 (.879) mark in Spartan Stadium. Dantonio is 29-1 (.967) against teams in the Group of Five conferences.

RUNNING GAME KEY FOR SPARTANS UNDER DANTONIO –

• Under Mark Dantonio, Michigan State is 85-19 (.817) when outrushing its opponent, including a 69-12 record (.852) since 2010. Conversely, MSU is 19-28 (.404) under Dantonio when being outgained on the ground by its opponent. The Spartans are 39-6 (.867) in games when gaining 200 or more rushing yards under Dantonio.

• Under Dantonio, when Michigan State runs at least 40 times in a game, the Spartans are 70-8 (.897). Here's the breakdown by year: 2007 (6-2), 2008 (7-0), 2009 (4-0), 2010 (4-0), 2011 (3-0), 2012 (6-1), 2013 (7-0), 2014 (11-0), 2015 (7-0), 2016 (3-5), 2017 (9-0) and 2018 (3-0).

BALL CONTROL –

• Michigan State has traditionally won the time of possession battle under Mark Dantonio. The Spartans ranked second in the Big Ten and third in the FBS in time of possession in 2017, holding onto the ball for an average of 35:18 a game. In fact, although the NCAA doesn't officially keep track of single-game time of possession records, MSU's time of possession (47:50 to 12:10) vs. Rutgers on Nov. 25, 2017, is believed to be an FBS record. Air Force had the previous record of 45:14 set in 2016 (according to Air Force Athletics).

• The Spartans are first in the Big Ten and sixth in the FBS in time of possession in 2018 (34:27-25:33).

• The Spartans have led in time of possession in 68 percent of games under Mark Dantonio; the Spartans own an .806 winning percentage (83-20) in those games.

2018 OPPONENTS UPDATE –

Date vs.

MSU	Opponent	Last Game Result	Next Game
Aug. 31	Utah State (5-1)	vs. UNLV (W, 59-28)	at Wyoming
Sept. 8	at Arizona State (3-3)	at Colorado (L, 28-21) (Oct. 6)	vs. Stanford (Oct. 18)
Sept. 22	at Indiana (4-3)	vs. Iowa (L, 42-16)	vs. Penn State
Sept. 29	Central Michigan (1-6)	vs. Ball State (L, 24-23)	vs. Western Michigan
Oct. 6	Northwestern (3-3)	vs. Nebraska (W, 34-31, OT)	at Rutgers
Oct. 13	at Penn State (4-2)	vs. Michigan State (L, 21-17)	at Indiana
Oct. 20	Michigan (6-1)	vs. Wisconsin (W, 38-13)	at Michigan State
Oct. 27	Purdue (3-3)	at Illinois (W, 46-7)	vs. Ohio State
Nov. 3	at Maryland (4-2)	at Rutgers (W, 34-7)	at Iowa
Nov. 10	Ohio State (7-0)	vs. Minnesota (W, 30-14)	at Purdue
Nov. 17	at Nebraska (0-6)	at Northwestern (L, 34-31, OT)	vs. Minnesota
Nov. 24	Rutgers (1-6)	vs. Maryland (L, 34-7)	vs. Northwestern

SPARTAN STREAKS

Consecutive Games Started

Andrew Dowell, LB	22
Mike Panasiuk, DT	22
Raequan Williams, DT	22
Joe Bachie, LB	19
Felton Davis III, WR	19
Brian Lewerke, QB	19
Khari Willis, S	19
David Dowell, S	16



2018 SPARTAN FOOTBALL GAME NOTES

2018 SCORING DRIVES BREAKDOWN

MSU SCORING DRIVES (Game-by-Game)

Opp.	Plays	Yards	Time	Result	Qtr	Scoring Play
USU	6	43	3:25	FG	1	Coghlin 49-yd FG
USU	8	27	5:07	FG	1	Coghlin 32-yd FG
USU	4	42	1:16	TD	2	White 8-yd pass; Lewerke
USU	13	75	6:27	TD	2	Davis 10-yd pass; Lewerke
USU	10	81	5:43	TD	3	Heyward 17-yd run
USU	12	63	6:11	FG	4	Coghlin 24-yd FG
USU	9	75	3:05	TD	4	Heyward 13-yd run
ASU	13	80	7:31	FG	2	Coghlin 37-yd FG
ASU	12	65	5:23	FG	3	Coghlin 28-yd FG
ASU	6	70	3:15	TD	3	White 31-yd pass; Lewerke
IND	8	60	3:57	TD	1	Nailor 16-yd pass; Lewerke
IND	7	74	1:04	TD	2	Dotson 11-yd pass; Lewerke
IND	9	67	4:49	TD	3	Coghlin 6-yd run
IND	1	75	0:11	TD	4	Nailor 75-yd run
CMU	4	35	2:03	TD	2	Lewerke 3-yd run
CMU	6	46	2:52	TD	2	Lewerke 5-yd run
CMU	8	19	1:29	FG	2	Coghlin 33-yd FG
CMU	8	58	4:27	TD	3	Heyward 2-yd run
CMU	8	44	4:42	TD	3	Jefferson 2-yd run
NU	9	30	4:32	FG	1	Coghlin 27-yd FG
NU	10	60	4:19	FG	2	Coghlin 25-yd FG
NU	4	80	1:21	TD	3	Davis 48-yd run
NU	6	33	2:31	TD	3	Davis 3-yd pass; Lewerke
PSU	11	81	4:03	TD	2	Jefferson 1-yd run
PSU	5	64	2:16	TD	3	Davis 20-yd pass; Lewerke
PSU	8	76	1:00	TD	4	Davis 25-yd pass; Lewerke

Quick Strike Breakdown

Fewest Plays: 1, vs. Indiana
 Fewest Yards (TD): 33, vs. Northwestern
 Fewest Yards (FG): 19, vs. Central Michigan
 Time of Possession: 0:11, vs. Indiana

Longest Drives Breakdown

by No. of Plays: 14 vs. Utah State
 by No. of Yards: 81 (twice), last vs. Penn State
 Time of Possession: 7:31, at Arizona State
 Longest Scoring Play (run): Nailor 75-yard run vs. Indiana
 Longest Scoring Play (pass): White 31-yard pass from Lewerke at Arizona State

TD Drive Breakdown

No. of TD Scoring Drives: 18

1-9 yards: 0
 10-19 yards: 0
 20-29 yards: 0
 30-39 yards: 2
 40-49 yards: 3
 50-59 yards: 1
 60-69 yards: 3
 70-79 yards: 6
 80-89 yards: 3
 90-99 yards: 0

1st Quarter: 1
 2nd Quarter: 6
 3rd Quarter: 8
 4th Quarter: 3
 Overtime: 0

Most Points in a Quarter: 17, vs. Central Michigan
 Most Points in 1st Half: 21, vs. Indiana
 Most Points in 2nd Half: 18, vs. Utah State

Scoring On Opening Drive: vs. Utah State (FG)

OPPONENT SCORING DRIVES (Game-by-Game)

Opp.	Plays	Yards	Time	Result	Qtr	Scoring Play
USU	7	75	2:02	TD	1	Love 1-yd run
USU	9	72	3:48	TD	2	Thompson 2-yd run
USU	8	38	3:22	FG	3	Eberle 40-yd FG
USU	15	75	5:18	TD	4	Thompson 1-yd run
ASU	7	44	1:49	FG	3	Ruiz 49-yd FG
ASU	9	70	2:02	FG	4	Ruiz 24-yd FG
ASU	2	65	0:27	TD	4	Harry 27-yd pass; Wilkins
ASU	13	69	4:55	FG	4	Ruiz 28-yd FG
IND	10	51	3:18	TD	2	Scott 8-yd pass; Ramsey
IND	4	-11	0:56	FG	4	Justus 35-yd FG
IND	7	90	1:58	TD	4	Philyor 65-yd pass; Ramsey
IND	10	57	2:28	FG	4	Justus 36-yd FG
CMU	5	43	1:51	FG	1	Tice 40-yd FG
CMU	13	75	5:49	TD	4	Hicks 10-yd pass; Lazzaro
CMU	6	26	1:19	FG	4	Tice 40-yd FG
CMU	8	69	3:06	TD	4	Poljan 29-yd pass; Lazzaro
NU	2	75	0:41	TD	1	McGowan 77-yd pass; Thorson
NU	2	51	0:39	TD	2	Jefferson 34-yd pass; Thorson
NU	9	75	3:53	TD	3	Green 21-yd pass; Thorson
NU	3	11	0:18	TD	4	Thorson 2-yd run
PSU	4	94	1:32	TD	1	Hamler 5-yd pass; McSorley
PSU	5	64	2:18	TD	2	Sanders 48-yd run
PSU	11	55	5:15	FG	4	Pinegar 20-yd FG

Quick Strike Breakdown

Fewest Plays: 2 (three times) last Northwestern
 Fewest Yards (TD): 11, Northwestern
 Fewest Yards (FG): -11, Indiana
 Time of Possession (TD): 0:18, Northwestern
 Time of Possession (FG): 0:56, Indiana

Longest Drives Breakdown

by No. of Plays: 15, Utah State
 by No. of Yards: 94, Penn State
 Time of Possession: 5:49, Central Michigan
 Longest Scoring Play (run): Sanders (Penn State) 48-yards
 Longest Scoring Play (pass): McGowan 77-yd pass from Thorson (Northwestern)

TD Drive Breakdown

No. of TD Scoring Drives: 14

1-9 yards: 0
 10-19 yards: 1
 20-29 yards: 0
 30-39 yards: 0
 40-49 yards: 0
 50-59 yards: 2
 60-69 yards: 3
 70-79 yards: 6
 80-89 yards: 0
 90-99 yards: 2

1st Quarter: 3
 2nd Quarter: 4
 3rd Quarter: 1
 4th Quarter: 6
 Overtime: 0

Most Points in a Quarter: 17, 4th, Central Michigan
 Most Points in 1st Half: 14, Utah State
 Most Points in 2nd Half: 17, Central Michigan

Fewest Points in a Quarter: 0, seven times: Arizona State (1st & 2nd), Indiana (1st & 3rd), Central Michigan (2nd & 3rd), Penn State (3rd)
 Fewest Points in 1st Half: 0, Arizona State
 Fewest Points in 2nd Half: 3, Penn State

Scoring On Opening Drive: Utah State (TD), Central Michigan (FG)



THE LAST TIME...

OFFENSE

100-YARD RUSHING GAME

Spartans: LJ Scott, 110 yards vs. Washington State, Dec. 28, 2017 (MSU 42-17)
Opponent: Miles Sanders (162 yards), Penn State, Oct. 13, 2018 (MSU 21-17)

150-YARD RUSHING GAME

Spartans: LJ Scott, 194 yards vs. Minnesota, Oct. 14, 2017 (MSU 30-27)
Opponent: Miles Sanders (162 yards), Penn State, Oct. 13, 2018 (MSU 21-17)

200-YARD RUSHING GAME

Spartans: Le'Veon Bell, 266 yards vs. Minnesota, Nov. 24, 2012 (MSU 26-10)
Opponent: Taylor Martinez, Nebraska, 205 yards, Nov. 3, 2012 (NEB 28-24)

150 RUSHING YARDS AT HALFTIME

Spartans: Javon Ringer, 160 yards vs. Indiana, Oct. 13, 2007 (MSU 52-27)
Opponent: Mike Weber, Ohio State, 161 yards, Nov. 11, 2017 (OSU 48-3)

30 OR MORE CARRIES

Spartans: Jeremy Langford, 35 vs. Michigan, Oct. 25, 2014 (MSU 35-11)
Opponent: Justin Jackson, Northwestern, 34, Oct. 15, 2016 (NW 54-40)

40 OR MORE CARRIES

Spartans: Le'Veon Bell, 44 vs. Boise State, Aug. 31, 2012 (MSU 17-13)

TWO PLAYERS WITH 100-YARD RUSHING GAMES

Spartans: Nick Hill (178 yards) and Jeremy Langford (109 yards), vs. Indiana, Oct. 18, 2014 (MSU 56-17)
Opponent: Mike Weber (162 yards) and J.K. Dobbins (124), Ohio State, Nov. 11, 2017 (OSU 48-3)

300-YARD PASSING GAME

Spartans: Brian Lewerke, 329 yards (31-for-51) vs. Northwestern, Oct. 6, 2018 (NU 29-19)
Opponent: Clayton Thorson, Northwestern, 373 yards (31-for-47), Oct. 6, 2018 (NU 29-19)

400-YARD PASSING GAME

Spartans: Brian Lewerke, 400 yards (33-for-56) vs. Penn State, Nov. 4, 2017 (MSU 27-24)
Opponent: Bryce Petty, Baylor, 550 yards (36-for-51), Jan. 1, 2015 (MSU 42-41)

500-YARD PASSING GAME

Spartans: Not accomplished.
Opponent: Bryce Petty, Baylor, 550 yards (36-for-51), Jan. 1, 2015 (MSU 42-41)

TWO PLAYERS WITH 100-YARD RECEIVING GAMES

Spartans: B.J. Cunningham, 115 yards (5 catches) and Keshawn Martin, 115 yards (9 catches) vs. Wisconsin, Dec. 3, 2011 (WIS 42-39)
Opponent: Corey Davis, 154 yards (10 catches) and Daniel Braverman, 109 yards (13 catches), Western Michigan, Sept. 4, 2015 (MSU 37-24)

150-YARD RECEIVING GAME

Spartans: Felton Davis III, 181 yards (12 catches) vs. Penn State, Nov. 4, 2017 (MSU 27-24)
Opponent: Corey Davis, 154 yards (10 catches), Western Michigan, Sept. 4, 2015 (MSU 37-24)

200-YARD RECEIVING GAME

Spartans: Mark Dell, 202 yards (9 catches) vs. California, Aug. 30, 2008 (CAL 38-31)
Opponent: Tavarres King, Georgia, 205 yards (6 catches), Jan. 2, 2012 (MSU 33-30)

10 STRAIGHT COMPLETIONS TO START GAME

Spartans: Brian Hoyer, 10 vs. UAB, Sept. 1, 2007 (MSU 55-18)
Opponent: Jimmy Clausen, Notre Dame, 10, Sept. 19, 2009 (ND 33-30)

10 STRAIGHT COMPLETIONS

Spartans: Connor Cook, 11 vs. Illinois, Oct. 26, 2013 (MSU 42-3)

30 PASS COMPLETIONS

Spartans: Brian Lewerke, 31 vs. Northwestern (51 attempts), Oct. 6, 2018 (NU 29-19)
Opponent: Clayton Thorson, 31, Northwestern (47 attempts), Oct. 6, 2018 (NU 29-19)

SCORED FOUR RUSHING TDS

Spartans: Edwin Baker, four vs. Minnesota (runs of 30, 1, 1 and 1 yard), Nov. 6, 2010 (MSU 31-8)
Opponent: Larry Johnson, Penn State, four (runs of 11, 78, 11, 38 yards), Nov. 23, 2002 (PSU 61-7)

SCORED FOUR RUSHING TDS IN FIRST HALF

Spartans: *Jehuu Caulerick, four vs. UAB (runs of 5, 1, 42 and 5 yards), Sept. 1, 2007 (MSU 55-18)
* tied school record with Blake Ezor (1989 vs. Northwestern)

SCORED FOUR TDS

Spartans: Jeremy Langford, four vs. Indiana (3 rush, 1 receiving), Oct. 12, 2013 (MSU 42-28)
Opponent: Montee Ball, Wisconsin, four (3 rush, 1 receiving), Dec. 3, 2011 (WIS 42-39)

SCORED FIVE TDS

Spartans: Javon Ringer, five vs. Eastern Michigan (5 rush), Sept. 6, 2008 (MSU 42-10)
Opponent: Lee Evans, Wisconsin, five (catches of 9, 75, 18, 70, 18 yards), Nov. 15, 2003 (WIS 56-21)

THREW FOUR TD PASSES

Spartans: Brian Lewerke, four vs. Northwestern, Oct. 28, 2017 (NU 39-31 3OT)*
Opponent: Trace McSorley, Penn State, four, Nov. 26, 2016 (PSU 45-12)

THREW FIVE TD PASSES

Spartans: *Drew Stanton, five vs. Illinois, Sept. 24, 2005 (MSU 61-14)
* School record
Opponent: Adam Weber, Minnesota, five, Oct. 31, 2009 (MINN 42-34)

THREE TD RECEPTIONS

Spartans: Aaron Burbridge, three vs. Air Force (28, 32, 21 yards from Connor Cook), Sept. 19, 2015 (MSU 35-21)
Opponent: Tyler Johnson, Minnesota, three (catches of 28, 17, 9), Oct. 14, 2017 (MSU 30-27)

80-YARD OR LONGER TD RECEPTION

Spartans: Tyler O'Connor to R.J. Shelton, 86 yards vs. Northwestern, Oct. 15, 2016 (NW 54-40)
Opponent: C.J. Beathard to Tavaun Smith, Iowa, 85 yards, Dec. 5, 2015 (MSU 16-13)

80-YARD OR LONGER TD RUN

Spartans: Delton Williams, 80 yards vs. Eastern Michigan, Sept. 20, 2014 (MSU 73-14)
Opponent: Mike Weber, Ohio State, 82 yards, Nov. 11, 2017 (OSU 48-3)

BACK-TO-BACK 200-YARD RUSHING GAMES

Spartans: *Javon Ringer, 2008 (Florida Atlantic and Notre Dame)
* First time accomplished in school history

10 STRAIGHT 100-YARD RUSHING GAMES*

Spartans: Jeremy Langford, 2014 (Sept. 27 Wyoming - Jan. 1 Baylor) *
* School record

300 ALL-PURPOSE YARDS

Spartans: Javon Ringer, 308 yards vs. Florida Atlantic, Sept. 13, 2008 (MSU 17-0)

DID NOT SCORE A TOUCHDOWN

Spartans: vs. Ohio State, Nov. 11, 2017 (OSU 48-3)
Opponent: Indiana, Oct. 21, 2017 (MSU 17-9)

DID NOT SCORE AN OFFENSIVE TOUCHDOWN

Spartans: vs. Ohio State, Nov. 11, 2017 (OSU 48-3)
Opponent: Indiana, Oct. 21, 2017 (MSU 17-9)

SPECIAL TEAMS

KICKOFF RETURN FOR TOUCHDOWN

Spartans: R.J. Shelton, 90 yards vs. Penn State, Nov. 29, 2014 (MSU 34-10)
Opponent: Darius Phillips, Western Michigan, 100 yards, Sept. 9, 2017 (MSU 28-14)

PUNT RETURN FOR TOUCHDOWN

Spartans: Keshawn Martin, 57 yards vs. Northwestern, Nov. 26, 2011 (MSU 31-17)
Opponent: Cyrus Jones, Alabama, 57 yards, Dec. 31, 2015 (ALA 38-0)

BLOCKED PUNT RETURN FOR TOUCHDOWN

Spartans: Bennie Fowler, 0 yards (recovered in end zone; blocked by Kyler Elsworth, 36-yard return) vs. Wisconsin, Oct. 22, 2011 (MSU 37-31)
Opponent: Matt Hahn, Penn State, 0 yards (blocked by Donnie Johnson), Nov. 19, 2005 (PSU 31-22)

BLOCKED PUNT

Spartans: Matt Macksood vs. Notre Dame, Sept. 21, 2013 (UND 17-13)
Opponent: Arizona State blocked Jake Hartbarger's punt, Sept. 8, 2018 (ASU 16-13)

SPECIALIST SCORED A TOUCHDOWN

Spartans: PK Matt Coghlin vs. Indiana, Sept. 22, 2018 (MSU 35-21)

BLOCKED FIELD GOAL

Spartans: Shilique Calhoun vs. Central Michigan, blocked Brian Eavey's 43-yard attempt, Sept. 26, 2015 (MSU 30-10)
Opponent: Patrick Dougherty, Indiana, blocked Michael Geiger's 40-yard attempt, Oct. 1, 2016 (IU 24-21)

BLOCKED TWO FIELD GOALS

Spartans: Percy Snow vs. Minnesota, Nov. 11, 1989 (MSU 21-7)

DEFENSIVE EXTRA POINT SCORED

Spartans: Ashton Watson, returned blocked PAT, vs. Indiana, Oct. 29, 2005 (MSU 46-15)
Opponent: Jabrill Peppers, Michigan, returned fumble on 2-point conversion, Oct. 29, 2016 (MICH 32-23)

SUCCESSFUL 2-POINT CONVERSION

Spartans: Brian Lewerke pass to Felton Davis III, vs. Utah State, Aug. 31, 2018 (MSU 38-31)
Opponent: Clayton Thorson pass to Solomon Vault, Northwestern, Oct. 6, 2018 (NU 29-19)

INTERCEPTION RETURN FOR TOUCHDOWN

Spartans: Shakur Brown, 69 yards vs. Indiana, Sept. 22, 2018 (MSU 35-21)
Opponent: Gaje Ferguson, Utah State, 40 yards, Aug. 31, 2018 (MSU 38-31)

FUMBLE RETURN FOR TOUCHDOWN

Spartans: Demetrious Cox, 77 yards vs. Penn State, Nov. 28, 2015 (MSU 55-16)
Opponent: Darius Phillips, Western Michigan, 67 yards, Sept. 9, 2017 (MSU 28-14)

70-YARD PUNT

Spartans: Jake Hartbarger, 74 yards vs. Arizona State, Sept. 8, 2018 (ASU 16-13)
Opponent: Tyler Newsome, Notre Dame, 71 yards, Sept. 17, 2016 (MSU 36-28)

50-YARD FIELD GOAL

Spartans: Michael Geiger, 52 yards vs. Michigan, Oct. 29, 2016 (MICH 32-23)

KICKED FOUR FIELD GOALS

Spartans: Matt Coghlin, four vs. Rutgers (26, 26, 46, 32 yards), Nov. 25, 2017 (MSU 40-7)
Opponent: Mike Nugent, Ohio State, four (44, 24, 42, 18 yards), Nov. 8, 2003 (OSU 33-23)

MISSED EXTRA POINT

Spartans: Michael Geiger vs. Penn State, Nov. 28, 2015 (MSU 55-16)
Opponent: Adam Greene, Maryland, Oct. 22, 2016 (UMD 28-17)

SUCCESSFUL ONSIDE KICK

Spartans: Kevin Cronin vs. Baylor, Jan. 1, 2015 (MSU 42-41)
Opponent: Kaden Keon, Central Michigan, Sept. 29, 2018 (MSU 31-20)

DEFENSE

HELD TO 25 OR FEWER YARDS RUSHING

Spartans: -48 yards vs. Alabama (28 attempts), Jan. 1, 2011 (ALA 49-7)
Opponent: 8 yards by Northwestern (20 carries), Oct. 6, 2018 (NU 29-19)

HELD TO 50 OR FEWER YARDS RUSHING

Spartans: 29 yards vs. Alabama (26 attempts), Dec. 31, 2015 (ALA 38-0)
Opponent: 8 yards by Northwestern (20 carries), Oct. 6, 2018 (NU 29-19)

HELD TO 10 OR FEWER FIRST DOWNS

Spartans: 9 vs. Ohio State, Oct. 20, 2007 (OSU 24-17)
Opponent: 5 by Rutgers, Nov. 25, 2017 (MSU 40-7)

HELD TO 100 OR FEWER YARDS PASSING

Spartans: 20 yards vs. Maryland (2-14), Nov. 18, 2017 (MSU 17-7)
Opponent: 98 yards by Rutgers (6-19), Nov. 25, 2017 (MSU 40-7)

HELD TO 100 OR FEWER YARDS PASSING BACK-TO-BACK GAMES

Opponent: 40 yards by Rutgers (6-18-2), Nov. 12, 2016 (MSU 49-0); 86 yards by Ohio State (10-22-0), Nov. 19, 2016 (OSU 17-16)

SHUTOUT RECORDED

Spartans: vs. Rutgers (49-0), Nov. 12, 2016
Opponent: by Alabama (38-0), Dec. 31, 2015

SHUTOUT RECORDED IN SPARTAN STADIUM

Spartans: vs. Rutgers (49-0), Nov. 12, 2016
Opponent: by Michigan (31-0), Oct. 12, 1985

SAFETY RECORDED

Spartans: William Gholston, vs. Northwestern, Nov. 17, 2012 (NU 23-20)
Opponent: Joe Gaziano, Northwestern, Oct. 15, 2016 (NW 54-40)

PLAYER HAD THREE SACKS

Spartans: Riley Bullough, three vs. Western Michigan, Sept. 4, 2015 (MSU 37-24)
Opponent: Brandon Graham, Michigan, three, Oct. 25, 2008 (MSU 35-21)

SCORED TWO DEFENSIVE TOUCHDOWNS

Spartans: Two vs. Penn State (Demetrious Cox 77-yard fumble return; Malik McDowell 13-yard interception return), Nov. 28, 2015 (MSU 55-16)
Opponent: Two by Ohio State (Thaddeus Gibson fumble return; Jermale Hines fumble return), Oct. 18, 2008 (OSU 45-7)

SCORED TWO DEFENSIVE TOUCHDOWNS - SAME PLAYER

Spartans: Two vs. South Florida (Shilique Calhoun 4-yard fumble return; Calhoun 56-yard interception return), Sept. 7, 2013 (MSU 21-6)*
* school record

FOUR INTERCEPTIONS (TEAM)

Spartans: Four vs. Central Michigan (Robinson, Lewis, Bullough, Drummond), Sept. 24, 2011 (MSU 45-7)
Opponent: Four by Boston College, Dec. 28, 2007 (BC 24-21)

FORCED FIVE TURNOVERS

Spartans: Five vs. Michigan, 10/7/2017 (MSU 14-10)

TWO INTERCEPTIONS (INDIVIDUAL)

Spartans: David Dowell, two vs. Penn State, Nov. 4, 2017 (MSU 27-24)

TEAM/MISCELLANEOUS

BIGGEST COMEBACK

Spartans: *35 points (down 38-3) vs. Northwestern on Oct. 21, 2006, with 38 straight points to win, 41-38.
* NCAA FBS Record

BIGGEST COMEBACK IN DANTONIO ERA

Spartans: 20 points (down 41-21 in third quarter vs. Baylor in 2015 Cotton Bowl Classic; MSU rallied to win 42-41).

SCORED 40 POINTS IN FIRST HALF

Spartans: 42 points (led 42-7 at half), beat Wyoming 56-14 on Sept. 27, 2014

SCORED 45 POINTS IN FIRST HALF

Spartans: *49 points (led 49-0 at half), beat Eastern Michigan 73-14 on Sept. 20, 2014
* Post-WWII Record.

600 YARDS TOTAL OFFENSE

Spartans: 662 vs. Indiana, Oct. 18, 2014 (MSU 56-17)
Opponent: 611 yards by Northwestern, Sept. 29, 2007 (NU 48-41, OT)

500 YARDS TOTAL OFFENSE

Spartans: 540 vs. Northwestern, Oct. 28, 2017 (NU 39-31 3OT)*
Opponent: 524, Ohio State, Nov. 11, 2017 (OSU 48-3)

300 YARDS RUSHING

Spartans: 330 vs. Indiana, Oct. 18, 2014 (MSU 56-17)
Opponent: 335, Ohio State, Nov. 11, 2017 (OSU 48-3)

300 YARDS RUSHING - BACK-TO-BACK GAMES

Spartans: 336 vs. Eastern Michigan, Sept. 20, 2014 (MSU 73-14); 348 vs. Wyoming, Sept. 27, 2014 (MSU 56-14)

400 YARDS TOTAL OFFENSE IN FIRST HALF

Spartans: 438 vs. UAB, Sept. 1, 2007 (MSU 55-18)

300 YARDS TOTAL OFFENSE IN FIRST HALF

Spartans: 334 vs. Rutgers, Nov. 22, 2014 (MSU 45-3)
Opponent: 320, Ohio State, Nov. 11, 2017 (OSU 48-3)

WON GAME ON FINAL PLAY - REGULATION

Spartans: Matt Coghlin, 34-yard field goal as time expired vs. Penn State, Nov. 4, 2017 (MSU 27-24)
Opponent: Brandon Ruiz, 28-yard field goal as time expired, Arizona State, Sept. 8, 2018 (ASU 16-13)



CAREER RECORDS

RUSHING YARDS

1.	Lorenzo White (1984-87)	4,887
2.	Javon Ringer (2005-08)	4,398
3.	Tico Duckett (1989-92)	4,212
4.	Blake Ezor (1986-89)	3,749
5.	Sedrick Irvin (1996-98)	3,504
6.	T.J. Duckett (1999-2001)	3,379
7.	Le'Veon Bell (2010-12)	3,346
8.	Jeremy Langford (2011-14)	2,967
9.	Duane Goulbourne (1992-94, 1996)	2,848
10.	LJ Scott (2015-18)	2,694

RUSHING ATTEMPTS

1.	Lorenzo White (1984-87)	1,082
2.	Javon Ringer (2005-08)	843
3.	Tico Duckett (1989-92)	836
4.	Blake Ezor (1986-89)	800
5.	Sedrick Irvin (1996-98)	755
6.	Le'Veon Bell (2010-12)	671
7.	Duane Goulbourne (1992-94, 1996)	627
8.	T.J. Duckett (1999-2001)	621
9.	Jeremy Langford (2010-14)	577
10.	LJ Scott (2015-18)	561

RUSHING TOUCHDOWNS

1.	Lorenzo White (1984-87)	43
2.	Jeremy Langford (2011-14)	40
3.	Jehuu Caulcrick (2004-07)	39
4.	Sedrick Irvin (1996-98)	35
5.	Javon Ringer (2005-08)	34
6.	Blake Ezor (1986-89)	34
7.	Le'Veon Bell (2010-12)	33
8.	T.J. Duckett (1999-2001)	29
9.	Lynn Chandnois (1946-49)	28
	Eric Allen (1969-71)	28
11.	Tico Duckett (1989-92)	26
12.	LJ Scott (2015-17)	25
	Craig Thomas (1990-93)	25

PASSING TOUCHDOWNS

1.	Connor Cook (2012-15)	71
2.	Kirk Cousins (2008-11)	66
3.	Jeff Smoker (2000-03)	61
4.	Bill Burke (1996-99)	46
5.	Dave Yarema (1982-86)	44
6.	Ed Smith (1976-78)	43
7.	Drew Stanton (2003-06)	42
8.	Brian Hoyer (2005-08)	35
9.	Brian Lewerke (2016-18)	30

RUSHING YARDS (QUARTERBACK ONLY)

1.	Charlie Baggett (1973-75)	1,706
2.	Drew Stanton (2003-06)	1,502
...		
	Brian Lewerke (2016-18)	791

TOTAL YARDS

1.	Connor Cook (2012-15)	9,403
2.	Kirk Cousins (2008-11)	9,004
3.	Jeff Smoker (2000-03)	8,714
4.	Drew Stanton (2003-06)	8,036
5.	Brian Hoyer (2005-08)	5,930
6.	Ed Smith (1976-78)	5,556
7.	Brian Lewerke (2016-18)	5,552

SEASON RECORDS

TOTAL OFFENSE

1.	Drew Stanton (2005)	3,415 (310.5 ypg)
2.	Brian Lewerke (2017)	3,352 (257.8)

TOUCHDOWN RECEPTIONS

1.	Charles Rogers (2001)	14
2.	Charles Rogers (2002)	13
3.	B.J. Cunningham (2011)	12
	Plaxico Burress (1999)	12
5.	Tony Lippett (2014)	11
6.	Felton Davis III (2017)	9
	B.J. Cunningham (2010)	9
	Blair White (2009)	9

PASSING ATTEMPTS

1.	Jeff Smoker (2003)	488
2.	Andrew Maxwell (2012)	446
3.	Kirk Cousins (2011)	419
4.	Brian Lewerke (2017)	417

PASSING COMPLETIONS

1.	Jeff Smoker (2003)	302
2.	Kirk Cousins (2011)	267
3.	Brian Lewerke (2017)	246

PASSING YARDS

1.	Jeff Smoker (2003)	3,395
2.	Kirk Cousins (2011)	3,316
3.	Connor Cook (2014)	3,214
4.	Connor Cook (2015)	3,131
5.	Drew Stanton (2005)	3,077
6.	Kirk Cousins (2010)	2,825
7.	Brian Lewerke (2017)	2,793

RUSHING YARDS (QUARTERBACK ONLY)

1.	Charlie Baggett (1974)	748
2.	Drew Stanton (2004)	687
3.	Charlie Baggett (1975)	645
4.	Brian Lewerke (2017)	559

SINGLE-GAME RECORDS

PASSING YARDS

1.	Brian Lewerke (vs. Northwestern 2017)	445
2.	Brian Lewerke (vs. Penn State 2017)	400
	Bill Burke (vs. Michigan 1999)	400
...		
T20.	Brian Lewerke (vs. Notre Dame 2017)	340

TOTAL OFFENSE

1.	Brian Lewerke (vs. Northwestern 2017)	475
2.	Brian Lewerke (vs. Penn State 2017)	425
3.	Connor Cook (vs. Indiana 2015)	416
4.	Drew Stanton (vs. Minnesota 2004)	410
5.	Drew Stanton (vs. Hawaii 2004)	406
6.	Brian Lewerke (vs. Notre Dame 2017)	390

PASSING ATTEMPTS

1.	Brian Hoyer (vs. Penn State 2006)	61
2.	Brian Lewerke (vs. Northwestern 2017)	57
3.	Brian Lewerke (vs. Penn State 2017)	56
4.	Jeff Smoker (vs. Ohio State 2003)	55
5.	Drew Stanton (vs. Iowa 2004)	54
	John Leister (vs. Purdue 1980)	54
7.	Kirk Cousins (vs. Notre Dame 2011)	53
8.	Connor Cook (vs. Indiana 2015)	52
9.	Brian Lewerke (vs. Northwestern 2018)	51
	Brian Lewerke (vs. Notre Dame 2018)	51

PASSING COMPLETIONS

1.	Brian Lewerke (vs. Northwestern 2017)	39
2.	Jeff Smoker (vs. Ohio State 2003)	35
3.	Kirk Cousins (vs. Notre Dame 2011)	34
4.	Brian Lewerke (vs. Penn State 2017)	33
5.	Jeff Smoker (vs. Indiana 2003)	32
	John Leister (vs. Purdue 1980)	32
7.	Brian Lewerke (vs. Northwestern 2018)	31
	Brian Lewerke (vs. Notre Dame 2017)	31
	Jim Miller (vs. Ohio State 1993)	31

RECEPTIONS

1.	Matt Trannon (vs. Eastern Michigan 2006)	14
2.	Devin Thomas (vs. Indiana 2007)	13
	Plaxico Burress (vs. Florida 2000)	13
4.	Felton Davis III (vs. Penn State 2017)	12
	B.J. Cunningham (vs. Notre Dame 2011)	12
	Blair White (vs. Northwestern 2009)	12
	Mitch Lyons (vs. Michigan 1992)	12
8.	Darrell Stewart (vs. Northwestern 2017)	11
	Four others with...	11

PASSING YARDS (TEAM)

1.	2017 vs. Northwestern	445
2.	2016 vs. Northwestern	424
3.	2017 vs. Penn State	400
	1999 vs. Michigan	400

PASSING COMPLETIONS (TEAM)

1.	2017 vs. Northwestern	39
2.	2013 vs. Ohio State	36
3.	2011 vs. Notre Dame	34
4.	2017 vs. Penn State	33
	Two other times...	33

2018 MICHIGAN STATE FOOTBALL | NUMERICAL ROSTER

No.	Name	Pos.	Ht.	Wt.	Elig.	Cl.	Exp.	Hometown (Previous School)
2	Justin Layne	CB	6-3	185	Jr.	Jr.	2L	Cleveland, Ohio (Benedictine)
3	Xavier Henderson	S	6-1	200	Fr.	Fr.	HS	Reynoldsburg, Ohio (Pickerington Central)
3	LJ Scott	RB	6-1	225	Sr.	Sr.	3L	Youngstown, Ohio (Hubbard)
4	Matt Coghlin	K	5-9	190	So.	Jr.	1L	Cincinnati, Ohio (Archbishop Moeller)
4	C.J. Hayes	WR	6-1	205	Fr.	So.	RS	Bowling Green, Ky. (South Warren)
5	Andrew Dowell	LB	6-1	225	Sr.	Sr.	3L	North Ridgeville, Ohio (St. Edward)
6	Theo Day	QB	6-5	222	Fr.	Fr.	HS	Canton, Mich. (Divine Child)
6	David Dowell	S	6-1	206	Jr.	Sr.	2L	North Ridgeville, Ohio (St. Edward)
7	Michael Dowell	DB	6-1	206	Fr.	Fr.	HS	North Ridgeville, Ohio (St. Edward)
7	Cody White	WR	6-3	210	So.	So.	1L	Novi, Mich. (Walled Lake Western)
8	Chris Jackson	DB	6-0	190	Fr.	Fr.	HS	Marietta, Ga. (Lassiter)
8	Jalen Nailor	WR	6-0	187	Fr.	Fr.	HS	Palmdale, Calif. (Bishop Gorman)
9	Dominique Long	CB	6-2	195	So.	So.	1L	Westerville, Ohio (Westerville South)
10	Matt Morrissey	S	6-3	211	Sr.	Sr.-5	3L	Lincolnshire, Ill. (Adlai E. Stevenson)
11	Connor Heyward	RB	6-0	229	So.	So.	1L	Duluth, Ga. (Peachtree Ridge)
11	Davion Williams	DB	6-0	179	Fr.	Fr.	HS	Belleville, Mich. (Belleville)
12	Nick Krumm	WR	5-10	185	Jr.	Sr.	1L	Commerce Township, Mich. (Walled Lake Central)
12	Rocky Lombardi	QB/P	6-3	218	Fr.	So.	RS	Clive, Iowa (Valley)
13	Mickey Macius	QB	6-2	203	Sr.	Gr.	SQ	Arlington Heights, Ill. (Austin Peay)
13	Laress Nelson	WR	5-8	179	So.	So.	1L	Fort Lauderdale, Fla. (American Heritage)
14	Brian Lewerke	QB	6-3	220	Jr.	Sr.	2L	Phoenix, Ariz. (Pinnacle)
15	La'Darius Jefferson	RB	6-1	223	Fr.	Fr.	HS	Columbia, Miss. (Muskegon)
16	Brandon Sowards	WR	6-0	187	Sr.	Sr.-5	2L	Wyandotte, Mich. (Roosevelt)
17	Tyriq Thompson	LB	6-1	245	Jr.	Sr.	2L	Detroit, Mich. (Martin Luther King)
18	Felton Davis III	WR	6-4	200	Sr.	Sr.	3L	Richmond, Va. (Highland Springs)
18	Kalon Gervin	CB	5-11	188	Fr.	Fr.	HS	Detroit, Mich. (Cass Technical)
19	Josh Butler	CB	6-0	184	Jr.	Sr.	2L	Mesquite, Texas (West Mesquite)
20	Emmanuel Flowers	WR	6-1	188	Fr.	So.	RS	Chino Hills, Calif. (Ayala)
20	Davis Lewandowski	WR	6-0	208	Jr.	Sr.	SQ	Okemos, Mich. (Okemos)
21	Cam Chambers	WR	6-2	214	So.	Jr.	1L	Sicklerville, N.J. (Timber Creek Regional)
21	Chase Kline	LB	6-4	232	Fr.	Fr.	HS	Chardon, Ohio (Chardon)
22	Josiah Scott	CB	5-10	175	So.	So.	1L	Hamilton, Ohio (Fairfield)
23	Eli McLean	QB	6-2	200	Fr.	Fr.	HS	Pontiac, Mich. (Notre Dame Prep)
24	Elijah Collins	RB	6-0	205	Fr.	Fr.	HS	Detroit, Mich. (University of Detroit Jesuit)
24	Tre Person	S	5-10	165	So.	So.	1L	Atlanta, Ga. (Westlake)
25	Jake Hartbarger	P	6-4	200	Sr.	Sr.-5	3L	Waterville, Ohio (Anthony Wayne)
25	Darrell Stewart Jr.	WR	6-2	217	Jr.	Sr.	2L	Houston, Texas (Nimitz)
26	Brandon Bouyer-Randle	LB	6-2	234	So.	Jr.	1L	Battle Creek, Mich. (Battle Creek Central)
27	Weston Bridges	RB	5-11	195	Fr.	So.	RS	Akron, Ohio (Copley)
27	Khari Willis	S	6-0	215	Sr.	Sr.	3L	Jackson, Mich. (Lumen Christi)
28	Jon Reschke	LB	6-3	235	Sr.	Sr.-6	3L	Sterling Heights, Mich. (Brother Rice)
29	Shakur Brown	CB	5-10	176	Fr.	So.	RS	Stockbridge, Ga. (Woodland)
30	Tanner Hallock	LB	6-1	227	Fr.	So.	RS	Grand Rapids, Mich. (Forest Hills Central)
31	Edward Warinner	LB	6-0	225	Fr.	Fr.	HS	Powell, Ohio (Olentangy Liberty)
32	Corey Pryor	DB	5-10	212	So.	Jr.	SQ	Jackson, Mich. (Jackson)
33	Jeslord Boateng	LB	6-1	210	Fr.	Fr.	HS	Dublin, Ohio (Dublin Coffman)
34	Antjuan Simmons	LB	6-0	220	So.	So.	1L	Ann Arbor, Mich. (Pioneer)
35	Joe Bachie	LB	6-2	238	Jr.	Jr.	2L	Brook Park, Ohio (Berea-Midpark)
36	Jiah Norman	CB	5-11	186	Fr.	So.	RS	Houston, Texas (Hotchkiss School)
36	Noah Sargent	RB	6-0	200	So.	Jr.	SQ	Fenton, Mich. (Saginaw Valley State)
37	Dante Razzano	LB	6-2	226	So.	Jr.	SQ	Niles, Mich. (Edwardsburg)
38	Byron Bullough	LB	6-1	232	Sr.	Sr.-5	3L	Traverse City, Mich. (St. Francis)
39	Alante Thomas	RB	5-9	193	So.	Jr.	SQ	Detroit, Mich. (Saginaw Valley State)
40	Collin Lucas	FB	6-1	236	Sr.	Sr.-5	1L	Avon Lake, Ohio (Avon Lake)
41	Reid Burton	FB	6-1	240	So.	Jr.	SQ	East Lansing, Mich. (East Lansing)
41	Gerald Owens	DT	6-2	310	Sr.	Sr.-5	2L	Thorofare, N.J. (West Deptford)
42	Brent Mossburg	DE	6-2	223	Fr.	So.	RS	Carleton, Mich. (Airport)
43	Jack Mandryk	S	6-0	188	Fr.	So.	RS	Hudsonville, Mich. (Hudsonville)
44	Grayson Miller	LB	6-3	215	Sr.	Sr.	3L	Georgetown, Ky. (Scott)
45	Noah Harvey	LB	6-3	227	Fr.	So.	RS	Hartland, Wis. (Arrowhead)
45	Ben Line	FB	6-2	253	Sr.	Sr.-5	SQ	Oxford, Mich. (Robert Morris)

EXP. KEY – HS: High School; **RS:** Redshirted; **JC:** Junior College; **TR:** Transfer; **SQ:** Squad Member; **L:** Letters Earned.

2018 MICHIGAN STATE FOOTBALL | NUMERICAL ROSTER

No.	Name	Pos.	Ht.	Wt.	Elig.	Cl.	Exp.	Hometown (Previous School)
47	Ryan Armour	LS	6-0	225	Jr.	Sr.	SQ	Traverse City, Mich. (St. Francis)
48	Kenny Willekes	DE	6-4	260	Jr.	Sr.	1L	Rockford, Mich. (NorthPointe Christian)
49	David Kruse	LB	6-0	202	Fr.	Fr.	HS	Lowell, Mich. (Lowell)
49	Max Rosenthal	FB	6-2	255	Fr.	So.	RS	Winnetka, Ill. (New Trier Township Winnetka)
50	Nick Chudler	LS	6-0	205	Fr.	Fr.	HS	Novi, Mich. (Orchard Lake St. Mary's)
52	Dillon Alexander	DE	6-4	235	Sr.	Sr.-5	2L	Forsyth, Ga. (Lambert)
53	Peter Fisk	LB	6-1	222	So.	Jr.	SQ	Grand Rapids, Mich. (Deerfield (Mass.) Academy)
54	Mitchell Sokol	LB	6-3	220	Fr.	So.	RS	Rochester, Mich. (Orchard Lake St. Mary's)
55	Jordan Reid	OT	6-4	275	So.	So.	1L	Mount Clemens, Mich. (Cass Tech)
55	Zach Slade	DE	6-4	247	Fr.	Fr.	HS	Lewis Center, Ohio (Olentangy)
56	Matt Carrick	OG	6-4	317	Fr.	So.	RS	Minerva, Ohio (Perry)
57	Collin Cafilisch	LS	6-4	290	Jr.	Sr.	2L	Canton, Mich. (Canton)
58	Terry O'Connor	LB	6-3	218	Fr.	Fr.	HS	Traverse City, Mich. (Traverse City Central)
59	David Beedle	OG	6-5	330	Sr.	Sr.-5	3L	Clarkston, Mich. (Clarkston)
61	Cole Chewins	OT	6-8	290	Jr.	Sr.	2L	Clarkston, Mich. (Clarkston)
62	Luke Campbell	OT	6-5	290	So.	Jr.	1L	Lewis Center, Ohio (Olentangy)
63	Noah Listermann	OL	6-8	313	Jr.	Sr.	SQ	Cincinnati, Ohio (Winton Woods)
64	Matt Allen	C	6-3	300	So.	Jr.	1L	Hinsdale, Ill. (Hinsdale Central)
64	Jacob Slade	DL	6-3	266	Fr.	Fr.	HS	Lewis Center, Ohio (Olentangy)
66	Blake Bueter	OL	6-4	308	Fr.	So.	RS	Howell, Mich. (Detroit Catholic Central)
67	Bryce Wilker	OL	6-5	306	Jr.	Sr.	SQ	Belding, Mich. (Belding Area)
68	Dan VanOpstall	OL	6-6	276	Fr.	Fr.	HS	Jenison, Mich. (Jenison)
69	Tommy Liesveld	OL	6-6	280	So.	Jr.	SQ	Bloomfield Hills, Mich. (Saginaw Valley State)
70	Tyler Higby	OG	6-5	285	Jr.	Sr.	2L	Houston, Texas (The Kinkaid School)
71	James Ohonba	OL	6-4	341	Fr.	Fr.	HS	Stockbridge, Ga. (Woodland)
72	Mike Panasiuk	DT	6-4	285	Jr.	Jr.	2L	Roselle, Ill. (Lake Park West)
73	Jacob Isaia	OL	6-3	286	Fr.	Fr.	HS	Las Vegas, Nev. (Bishop Gorman)
74	Jack Henrichs	OL	6-6	275	Fr.	So.	RS	Thiensville, Wis. (Homestead)
75	Kevin Jarvis	OG	6-4	321	So.	So.	1L	Chicago, Ill. (Maine South)
76	AJ Arcuri	OT	6-7	285	So.	Jr.	SQ	Powell, Ohio (Olentangy Liberty)
77	Dimitri Douglas	OL	6-4	290	Fr.	Fr.	HS	Saline, Mich. (Saline)
79	Mustafa Khaleefah	OT	6-5	280	Fr.	So.	RS	Dearborn Heights, Mich. (Dearborn)
80	Jalen Allen	WR	5-11	180	Fr.	Fr.	HS	Ypsilanti, Mich. (Ypsilanti)
80	Matt Seybert	DE	6-4	250	Jr.	Sr.	1L	Traverse City, Mich. (Buffalo)
81	Matt Sokol	TE	6-6	260	Sr.	Sr.-5	3L	Rochester, Mich. (Adams)
82	Javez Alexander	WR	6-2	187	Fr.	Fr.	HS	Sandusky, Ohio (Sandusky)
83	Mufi Hill-Hunt	DT	6-5	285	So.	Jr.	SQ	Sandy, Utah (Taylorsville)
83	Andre Welch	WR	5-9	170	So.	So.	1L	East Kentwood, Mich. (East Kentwood)
84	Noah Davis	TE	6-4	251	So.	Jr.	1L	Cincinnati, Ohio (St. Xavier)
85	Khylin Barton	WR	6-1	200	So.	Jr.	SQ	Zeeland, Mich. (Zeeland East)
86	Drew Beesley	DE	6-2	250	So.	Jr.	SQ	Rochester Hills, Mich. (Warren De La Salle)
86	Jonathan Brys	TE	6-5	265	So.	So.	TR	Jackson, Mich. (New Mexico)
87	Jahz Watts	WR	5-11	173	Fr.	So.	RS	Belleville, Mich. (Belleville)
88	Trenton Gillison	TE	6-4	250	Fr.	Fr.	HS	Pickerington, Ohio (Pickerington Central)
89	Matt Dotson	TE	6-5	250	So.	So.	1L	Kenwood, Ohio (Archbishop Moeller)
91	Jack Camper	DE	6-4	248	Fr.	So.	RS	Virginia Beach, Va. (IMG Academy)
92	William Przystup	P	6-4	244	Fr.	Fr.	HS	Oviedo, Fla. (Oviedo)
92	DeAri Todd	DT	6-2	280	Fr.	So.	RS	Lorain, Ohio (Clearview)
93	Naquan Jones	DT	6-4	339	So.	Jr.	1L	Evanston, Ill. (Evanston Township)
94	Chase Gianacakos	TE	6-6	296	Sr.	Sr.-5	2L	St. Charles, Ill. (St. Charles North)
94	Dashaun Mallory	DT	6-1	331	Fr.	Fr.	HS	Bolingbrook, Ill. (Bolingbrook)
96	Jacob Panasiuk	DE	6-3	254	So.	So.	1L	Roselle, Ill. (Lake Park West)
97	Justice Alexander	DE	6-5	260	Jr.	Sr.	SQ	Macedonia, Ohio (Nordonia)
97	Tyler Hunt	K	6-2	219	Fr.	So.	RS	Gobles, Mich. (Gobles)
98	Parks Gissinger	DE	6-2	224	Fr.	Fr.	HS	Los Angeles, Calif. (Chaminade College Prep)
98	Cole Hahn	K	5-10	192	Fr.	So.	RS	West Des Moines, Iowa (Valley)
99	Bryce Baringer	P	6-3	195	Fr.	So.	TR	Waterford, Mich. (Illinois)
99	Raequan Williams	DT	6-4	300	Jr.	Sr.	2L	Chicago, Ill. (DePaul College Prep)

EXP. KEY – HS: High School; **RS:** Redshirted; **JC:** Junior College; **TR:** Transfer; **SQ:** Squad Member; **L:** Letters Earned.

2018 MICHIGAN STATE FOOTBALL | ALPHABETICAL ROSTER

No.	Name	Pos.	Ht.	Wt.	Elig.	Cl.	Exp.	Hometown (Previous School)
52	Dillon Alexander	DE	6-4	235	Sr.	Sr.-5	2L	Forsyth, Ga. (Lambert)
82	Javez Alexander	WR	6-2	187	Fr.	Fr.	HS	Sandusky, Ohio (Sandusky)
97	Justice Alexander	DE	6-5	260	Jr.	Sr.	SQ	Macedonia, Ohio (Nordonia)
80	Jalen Allen	WR	5-11	180	Fr.	Fr.	HS	Ypsilanti, Mich. (Ypsilanti)
64	Matt Allen	C	6-3	300	So.	Jr.	1L	Hinsdale, Ill. (Hinsdale Central)
76	AJ Arcuri	OT	6-7	285	So.	Jr.	SQ	Powell, Ohio (Olentangy Liberty)
47	Ryan Armour	LS	6-0	225	Jr.	Sr.	SQ	Traverse City, Mich. (St. Francis)
35	Joe Bachie	LB	6-2	238	Jr.	Jr.	2L	Brook Park, Ohio (Berea-Midpark)
99	Bryce Baringer	P	6-3	195	Fr.	So.	TR	Waterford, Mich. (Illinois)
85	Khylin Barton	WR	6-1	200	So.	Jr.	SQ	Zeeland, Mich. (Zeeland East)
59	David Beedle	OG	6-5	330	Sr.	Sr.-5	3L	Clarkston, Mich. (Clarkston)
86	Drew Beesley	DE	6-2	250	So.	Jr.	SQ	Rochester Hills, Mich. (Warren De La Salle)
33	Jeslord Boateng	LB	6-1	210	Fr.	Fr.	HS	Dublin, Ohio (Dublin Coffman)
26	Brandon Bouyer-Randle	LB	6-2	234	So.	Jr.	1L	Battle Creek, Mich. (Battle Creek Central)
27	Weston Bridges	RB	5-11	195	Fr.	So.	RS	Akron, Ohio (Copley)
29	Shakur Brown	CB	5-10	176	Fr.	So.	RS	Stockbridge, Ga. (Woodland)
86	Jonathan Brys	TE	6-5	265	So.	So.	TR	Jackson, Mich. (New Mexico)
66	Blake Bueter	OL	6-4	308	Fr.	So.	RS	Howell, Mich. (Detroit Catholic Central)
38	Byron Bullough	LB	6-1	232	Sr.	Sr.-5	3L	Traverse City, Mich. (St. Francis)
41	Reid Burton	FB	6-1	240	So.	Jr.	SQ	East Lansing, Mich. (East Lansing)
19	Josh Butler	CB	6-0	184	Jr.	Sr.	2L	Mesquite, Texas (West Mesquite)
57	Collin Caflisch	LS	6-4	290	Jr.	Sr.	2L	Canton, Mich. (Canton)
62	Luke Campbell	OT	6-5	290	So.	Jr.	1L	Lewis Center, Ohio (Olentangy)
91	Jack Camper	DE	6-4	248	Fr.	So.	RS	Virginia Beach, Va. (IMG Academy)
56	Matt Carrick	OG	6-4	317	Fr.	So.	RS	Minerva, Ohio (Perry)
21	Cam Chambers	WR	6-2	214	So.	Jr.	1L	Sicklerville, N.J. (Timber Creek Regional)
61	Cole Chewins	OT	6-8	290	Jr.	Sr.	2L	Clarkston, Mich. (Clarkston)
50	Nick Chudler	LS	6-0	205	Fr.	Fr.	HS	Novi, Mich. (Orchard Lake St. Mary's)
4	Matt Coghlin	K	5-9	190	So.	Jr.	1L	Cincinnati, Ohio (Archbishop Moeller)
24	Elijah Collins	RB	6-0	205	Fr.	Fr.	HS	Detroit, Mich. (University of Detroit Jesuit)
18	Felton Davis III	WR	6-4	200	Sr.	Sr.	3L	Richmond, Va. (Highland Springs)
84	Noah Davis	TE	6-4	251	So.	Jr.	1L	Cincinnati, Ohio (St. Xavier)
6	Theo Day	QB	6-5	222	Fr.	Fr.	HS	Canton, Mich. (Divine Child)
89	Matt Dotson	TE	6-5	250	So.	So.	1L	Kenwood, Ohio (Archbishop Moeller)
77	Dimitri Douglas	OL	6-4	290	Fr.	Fr.	HS	Saline, Mich. (Saline)
5	Andrew Dowell	LB	6-1	225	Sr.	Sr.	3L	North Ridgeville, Ohio (St. Edward)
6	David Dowell	S	6-1	206	Jr.	Sr.	2L	North Ridgeville, Ohio (St. Edward)
7	Michael Dowell	DB	6-1	206	Fr.	Fr.	HS	North Ridgeville, Ohio (St. Edward)
53	Peter Fisk	LB	6-1	222	So.	Jr.	SQ	Grand Rapids, Mich. (Deerfield (Mass.) Academy)
20	Emmanuel Flowers	WR	6-1	188	Fr.	So.	RS	Chino Hills, Calif. (Ayala)
18	Kalon Gervin	CB	5-11	188	Fr.	Fr.	HS	Detroit, Mich. (Cass Technical)
94	Chase Gianacakos	TE	6-6	296	Sr.	Sr.-5	2L	St. Charles, Ill. (St. Charles North)
88	Trenton Gillison	TE	6-4	250	Fr.	Fr.	HS	Pickerington, Ohio (Pickerington Central)
98	Parks Gissingner	DE	6-2	224	Fr.	Fr.	HS	Los Angeles, Calif. (Chaminade College Prep)
98	Cole Hahn	K	5-10	192	Fr.	So.	RS	West Des Moines, Iowa (Valley)
30	Tanner Hallock	LB	6-1	227	Fr.	So.	RS	Grand Rapids, Mich. (Forest Hills Central)
25	Jake Hartbarger	P	6-4	200	Sr.	Sr.-5	3L	Waterville, Ohio (Anthony Wayne)
45	Noah Harvey	LB	6-3	227	Fr.	So.	RS	Hartland, Wis. (Arrowhead)
4	C.J. Hayes	WR	6-1	205	Fr.	So.	RS	Bowling Green, Ky. (South Warren)
3	Xavier Henderson	S	6-1	200	Fr.	Fr.	HS	Reynoldsburg, Ohio (Pickerington Central)
74	Jack Henrichs	OL	6-6	275	Fr.	So.	RS	Thiensville, Wis. (Homestead)
11	Connor Heyward	RB	6-0	229	So.	So.	1L	Duluth, Ga. (Peachtree Ridge)
70	Tyler Higby	OG	6-5	285	Jr.	Sr.	2L	Houston, Texas (The Kinkaid School)
83	Mufi Hill-Hunt	DT	6-5	285	So.	Jr.	SQ	Sandy, Utah (Taylorsville)
97	Tyler Hunt	K	6-2	219	Fr.	So.	RS	Gobles, Mich. (Gobles)
73	Jacob Isaia	OL	6-3	286	Fr.	Fr.	HS	Las Vegas, Nev. (Bishop Gorman)
8	Chris Jackson	DB	6-0	190	Fr.	Fr.	HS	Marietta, Ga. (Lassiter)
75	Kevin Jarvis	OG	6-4	321	So.	So.	1L	Chicago, Ill. (Maine South)
15	La'Darius Jefferson	RB	6-1	223	Fr.	Fr.	HS	Columbia, Miss. (Muskegon)
93	Naquan Jones	DT	6-4	339	So.	Jr.	1L	Evanston, Ill. (Evanston Township)
79	Mustafa Khaleefah	OT	6-5	280	Fr.	So.	RS	Dearborn Heights, Mich. (Dearborn)
21	Chase Kline	LB	6-4	232	Fr.	Fr.	HS	Chardon, Ohio (Chardon)
12	Nick Krumm	WR	5-10	185	Jr.	Sr.	1L	Commerce Township, Mich. (Walled Lake Central)
49	David Kruse	LB	6-0	202	Fr.	Fr.	HS	Lowell, Mich. (Lowell)

EXP./CLASS KEY – HS: High School; **RS:** Redshirted; **TR:** Transfer; **SQ:** Squad Member; **GR:** Graduate Transfer; **L:** Letters Earned

2018 MICHIGAN STATE FOOTBALL | ALPHABETICAL ROSTER

No.	Name	Pos.	Ht.	Wt.	Elig.	Cl.	Exp.	Hometown (Previous School)
2	Justin Layne	CB	6-3	185	Jr.	Jr.	2L	Cleveland, Ohio (Benedictine)
20	Davis Lewandowski	WR	6-0	208	Jr.	Sr.	SQ	Okemos, Mich. (Okemos)
14	Brian Lewerke	QB	6-3	220	Jr.	Sr.	2L	Phoenix, Ariz. (Pinnacle)
69	Tommy Liesveld	OL	6-6	280	So.	Jr.	SQ	Bloomfield Hills, Mich. (Saginaw Valley State)
45	Ben Line	FB	6-2	253	Sr.	Sr.-5	SQ	Oxford, Mich. (Robert Morris)
63	Noah Listermann	OL	6-8	313	Jr.	Sr.	SQ	Cincinnati, Ohio (Winton Woods)
12	Rocky Lombardi	QB/P	6-3	218	Fr.	So.	RS	Clive, Iowa (Valley)
9	Dominique Long	CB	6-2	195	So.	So.	1L	Westerville, Ohio (Westerville South)
40	Collin Lucas	FB	6-1	236	Sr.	Sr.-5	1L	Avon Lake, Ohio (Avon Lake)
13	Mickey Macius	QB	6-2	203	Sr.	Gr.	SQ	Arlington Heights, Ill. (Austin Peay)
94	Dashaun Mallory	DT	6-1	331	Fr.	Fr.	HS	Bolingbrook, Ill. (Bolingbrook)
43	Jack Mandryk	S	6-0	188	Fr.	So.	RS	Hudsonville, Mich. (Hudsonville)
23	Eli McLean	QB	6-2	200	Fr.	Fr.	HS	Pontiac, Mich. (Notre Dame Prep)
44	Grayson Miller	LB	6-3	215	Sr.	Sr.	3L	Georgetown, Ky. (Scott)
10	Matt Morrissey	S	6-3	211	Sr.	Sr.-5	3L	Lincolnshire, Ill. (Adlai E. Stevenson)
42	Brent Mossburg	DE	6-2	223	Fr.	So.	RS	Carleton, Mich. (Airport)
8	Jalen Nailor	WR	6-0	187	Fr.	Fr.	HS	Palmdale, Calif. (Bishop Gorman)
13	Laress Nelson	WR	5-8	179	So.	So.	1L	Fort Lauderdale, Fla. (American Heritage)
36	Jiah Norman	CB	5-11	186	Fr.	So.	RS	Houston, Texas (Hotchkiss School)
58	Terry O'Connor	LB	6-3	218	Fr.	Fr.	HS	Traverse City, Mich. (Traverse City Central)
71	James Ohonba	OL	6-4	341	Fr.	Fr.	HS	Stockbridge, Ga. (Woodland)
41	Gerald Owens	DT	6-2	310	Sr.	Sr.-5	2L	Thorofare, N.J. (West Deptford)
96	Jacob Panasiuk	DE	6-3	254	So.	So.	1L	Roselle, Ill. (Lake Park West)
72	Mike Panasiuk	DT	6-4	285	Jr.	Jr.	2L	Roselle, Ill. (Lake Park West)
24	Tre Person	S	5-10	165	So.	So.	1L	Atlanta, Ga. (Westlake)
32	Corey Pryor	DB	5-10	212	So.	Jr.	SQ	Jackson, Mich. (Jackson)
92	William Przystup	P	6-4	244	Fr.	Fr.	HS	Oviedo, Fla. (Oviedo)
37	Dante Razzano	LB	6-2	226	So.	Jr.	SQ	Niles, Mich. (Edwardsburg)
55	Jordan Reid	OT	6-4	275	So.	So.	1L	Mount Clemens, Mich. (Cass Tech)
28	Jon Reschke	LB	6-3	235	Sr.	Sr.-6	3L	Sterling Heights, Mich. (Brother Rice)
49	Max Rosenthal	FB	6-2	255	Fr.	So.	RS	Winnetka, Ill. (New Trier Township Winnetka)
36	Noah Sargent	RB	6-0	200	So.	Jr.	SQ	Fenton, Mich. (Saginaw Valley State)
22	Josiah Scott	CB	5-10	175	So.	So.	1L	Hamilton, Ohio (Fairfield)
3	LJ Scott	RB	6-1	225	Sr.	Sr.	3L	Youngstown, Ohio (Hubbard)
80	Matt Seybert	DE	6-4	250	Jr.	Sr.	1L	Traverse City, Mich. (Buffalo)
34	Antjuan Simmons	LB	6-0	220	So.	So.	1L	Ann Arbor, Mich. (Pioneer)
64	Jacob Slade	DL	6-3	266	Fr.	Fr.	HS	Lewis Center, Ohio (Olentangy)
55	Zach Slade	DE	6-4	247	Fr.	Fr.	HS	Lewis Center, Ohio (Olentangy)
81	Matt Sokol	TE	6-6	260	Sr.	Sr.-5	3L	Rochester, Mich. (Adams)
54	Mitchell Sokol	LB	6-3	220	Fr.	So.	RS	Rochester, Mich. (Orchard Lake St. Mary's)
16	Brandon Sowards	WR	6-0	187	Sr.	Sr.-5	2L	Wyandotte, Mich. (Roosevelt)
25	Darrell Stewart Jr.	WR	6-2	217	Jr.	Sr.	2L	Houston, Texas (Nimitz)
39	Alante Thomas	RB	5-9	193	So.	Jr.	SQ	Detroit, Mich. (Saginaw Valley State)
17	Tyriq Thompson	LB	6-1	245	Jr.	Sr.	2L	Detroit, Mich. (Martin Luther King)
92	DeAri Todd	DT	6-2	280	Fr.	So.	RS	Lorain, Ohio (Clearview)
68	Dan VanOpstall	OL	6-6	276	Fr.	Fr.	HS	Jenison, Mich. (Jenison)
31	Edward Warinner	LB	6-0	225	Fr.	Fr.	HS	Powell, Ohio (Olentangy Liberty)
87	Jahz Watts	WR	5-11	173	Fr.	So.	RS	Belleville, Mich. (Belleville)
83	Andre Welch	WR	5-9	170	So.	So.	1L	East Kentwood, Mich. (East Kentwood)
7	Cody White	WR	6-3	210	So.	So.	1L	Novi, Mich. (Walled Lake Western)
67	Bryce Wilker	OL	6-5	306	Jr.	Sr.	SQ	Belding, Mich. (Belding Area)
48	Kenny Willekes	DE	6-4	260	Jr.	Sr.	1L	Rockford, Mich. (NorthPointe Christian)
11	Davion Williams	DB	6-0	179	Fr.	Fr.	HS	Belleville, Mich. (Belleville)
99	Raequan Williams	DT	6-4	300	Jr.	Sr.	2L	Chicago, Ill. (DePaul College Prep)
27	Khari Willis	S	6-0	215	Sr.	Sr.	3L	Jackson, Mich. (Lumen Christi)

EXP./CLASS KEY – HS: High School; **RS:** Redshirted; **TR:** Transfer; **SQ:** Squad Member; **GR:** Graduate Transfer; **L:** Letters Earned



2018 SPARTAN FOOTBALL GAME NOTES

2018 MICHIGAN STATE FOOTBALL

SR

DE

52

DILLON
ALEXANDER

Forsyth, GA | Lambert HS

6-4 // 235 // 2L

CAREER NOTES: Fifth-year senior and two-year letterwinner will see time in the playing rotation at defensive end after missing first four games with an injury . . . former walk-on earned a scholarship in the spring of 2017 . . . has 11 tackles in 15 career games with four starts.

2018 SEASON (SENIOR): After missing first four games of season, returned to action against Northwestern and posted two tackles.

D. ALEXANDER'S CAREER HIGHS

Tackles: 3, vs. Ohio State (11/19/16)

D. ALEXANDER'S STATISTICS

	G/GS	UT	AT	TM	TFL	SACKS	INT	PBU	FR	FF
2015	0/0	0	0	0	0-0	0-0	0-0	0	0-0	0
2016	3/0	2	3	5	1-1	0-0	0-0	0	1-0	0
2017	11/4	0	4	4	0-0	0-0	0-0	0	0-0	0
2018	1/0	0	2	2	0-0	0-0	0-0	0	0-0	0
Career	15/4	2	9	11	1-1	0-0	0-0	0	1-0	0

2018 MICHIGAN STATE FOOTBALL

SO

C

64

MATT
ALLEN

Hinsdale, IL | Hinsdale Central HS

6-3 // 300 // 1L

CAREER NOTES: Third-year player who is versatile along offensive line . . . his older brother, Jack, was a four-year starter (2012-15) and two-time first-team All-America center (2014-15) for the Spartans who spent his rookie season (2016) in the NFL with the New Orleans Saints . . . his other older brother, Brian, was also a four-year letter-winner for the Spartans (2014-17), and was selected in the fourth round of the 2018 NFL Draft by the Los Angeles Rams.

2018 SEASON (SOPHOMORE): Has played in all six games at center, including four starts (Indiana, Central Michigan, Northwestern and Penn State) . . . has seen action in 372 total snaps . . . started at center at Penn State and logged 88 snaps, posting unit best four dominators, as well as one chop block and one knockdown . . . started Northwestern game at center and played 81 snaps, logging unit bests two dominators and 3.5 knockdowns . . . earned the MSU Offensive Player of the Week team award for Central Michigan game after starting at center and posting unit-best tying 74 snaps, including tallying one dominator and led the unit with four knockdowns, with his brother, Brian, on the sidelines . . . started at center at Indiana and played a unit-high tying 66 snaps, recording one dominator and 0.5 knockdown; became the third member of his family (older brothers Jack and Brian) to start at center for the Spartans, and brother, Jack, was on the sidelines . . . played 32 snaps at center at Arizona State, logging one knockdown . . . saw action in season opener vs. Utah State, playing 27 snaps and posting one dominator and one knockdown.

2018 MICHIGAN STATE FOOTBALL

JR

LS

47

RYAN
ARMOUR

Traverse City, MI | St. Francis HS

6-0 // 225 // SQ

CAREER NOTES: Third-year long snapper joined the team as a walk on in spring practice in 2016 . . . was awarded a scholarship announced during bye week.

2018 SEASON (JUNIOR): Earned the MSU Special Units Player of the Week team award after snapping on season high for second week in a row with snaps on 10 punts, along with three PATs, one fake punt and one fake field goal at Penn State, as well as posting two tackles and downing a punt at the 2-yard line . . . snapped on seven punts, one PAT and two field goals in Northwestern game, helping Matt Coghlin break the MSU record for consecutive field goals with the second FG of the game . . . snapped on four PATs, four punts and one field goal in win over Central Michigan . . . snapped on six punts, season-high five PATs and one fake field goal for a touchdown at Indiana . . . snapped on two field goals, one PAT and six punts at Arizona State . . . snapped on three field goals, three PATs and two punts in Spartan debut against Utah State.

2018 SPARTAN FOOTBALL GAME NOTES



CAREER NOTES: Two-year letterwinner returns as the starting middle linebacker in 2018 . . . one of three team captains . . . member of the team's Eagles leadership council . . . named to preseason watch lists for the Bednarik Award (defensive player of the year), Nagurski Trophy (nation's most outstanding defensive player) and Butkus Award (nation's best linebacker) . . . named third-team preseason All-American by Athlon Sports . . . preseason All-Big Ten selection by CollegeFootballNews.com (first team) and Athlon Sports (second team) . . . ranked one of the Big Ten's best players (No. 8) by CollegeFootballNews.com . . . has 155 career tackles, including 14.0 tackles for loss and 4.5 sacks, adding four interceptions, four pass break-ups, two forced fumbles and one fumble recovery in 25 career games with 19 starts.

2018 SEASON (JUNIOR): Voted one of three team captains in vote by team . . . ranks tied for 11th in the B1G and tied for 117th in FBS with 7.2 tackles per game . . . ranks tied for 12th in the league with 43 total tackles on 26 solo and 17 assists, ranking tied 12th in the conference in solo stops and tied for 19th in assists . . . leads defense with 117 production points . . . has seven career games with double-digit tackles, including two this season . . . has led or shared the team lead in tackles in first three games of season before not having top tackling honors in CMU, NU and PSU games as offenses have deterred from the middle of the Spartan defense . . . tallied four tackles including one tackle for loss at Penn State, with the TFL coming late in the fourth quarter, forcing PSU to punt and setting up MSU's game-winning drive, finishing with 20 production points, which led the linebacker unit and ranked tied for second overall on defense, all in playing all 64 defensive snaps . . . posted six stops and career-high two pass break-ups vs. Northwestern, notching 19 production points, which led linebackers and ranked fourth on defense . . . tallied three tackles in Central Michigan game . . . posted nine stops at Indiana, logging 22 production points, which led the linebacker unit and was second overall on the defense . . . tallied team-best and game-high tying 10 tackles at Arizona State, including one tackle for loss on a sack, ending game with defensive unit leading 14 production points . . . started against Utah State and led MSU's defense with 11 tackles, including 1.5 for loss, adding one interception, which came on USU's final drive with an acrobatic block of pass attempt to bat ball in air and then caught it to seal MSU's victory . . . he now has double-digit stops in the last two openers after 10 tackles last season vs. Bowling Green . . . registered 32 production points to lead the defense.

BACHIE'S CAREER HIGHS

Tackles: 13, vs. Indiana (10/21/17)

Tackles For Loss: 3.5, vs. Iowa (9/30/17)

Sacks: 1, four times (last vs. Arizona State, 9/8/18)

Fumble Recovery: 1, vs. Iowa (9/30/17)

Interception: 1, four times (last vs. Utah State, 8/31/18)

Pass Break-Ups: 2, vs. Northwestern (10/6/18)

Forced Fumble: 1, twice (last vs. Indiana, 10/21/17)

BACHIE'S STATISTICS

	G/GS	UT	AT	TM	TFL	SACKS	INT	PBU	FR	FF
2016	6/0	3	9	12	2.0-6	0-0	0-0	0	0-0	0
2017	13/13	46	54	100	8.5-29	3.5-16	3-15	2	1-0	2
2018	6/6	26	17	43	3.5-8	1.0-2	1-1	2	0-0	0
Career	25/19	75	80	155	14.0-43	4.5-18	4-16	4	1-0	2

BACHIE'S GAME-BY-GAME STATISTICS

2017

DEFENSE	UT	AT	TM	TFL	SACKS	INT	PBU	FR	FF
Bowling Green	4	6	10	0.5-3	0-0	0-0	0	0-0	0
Western Michigan	2	9	11	0-0	0-0	0-0	0	0-0	0
Notre Dame	1	3	4	0-0	0-0	0-0	0	0-0	0
Iowa	5	4	9	3.5-7	1.0-3	0-0	0	1-0	0
Michigan	6	4	10	1.0-11	1.0-11	1-0	1	0-0	1
Minnesota	5	1	6	0-0	0-0	0-0	0	0-0	0
Indiana	4	9	13	1.5-3	1.0-1	0-0	0	0-0	1
Northwestern	7	1	8	1.0-3	0-0	0-0	0	0-0	0
Penn State	3	3	6	0-0	0-0	1-0	0	0-0	0
Ohio State	2	2	4	0-0	0-0	0-0	0	0-0	0
Maryland	2	9	11	1.0-2	0.5-1	0-0	0	0-0	0
Rutgers	1	1	2	0-0	0-0	1-15	1	0-0	0
Washington State	4	2	6	0-0	0-0	0-0	0	0-0	0
Totals	46	54	100	8.5-29	3.5-16	3-15	2	1-0	2

2018

DEFENSE	UT	AT	TM	TFL	SACKS	INT	PBU	FR	FF
Utah State	3	8	11	1.5-5	0-0	1-1	0	0-0	0
Arizona State	9	1	10	1.0-2	1.0-2	0-0	0	0-0	0
Indiana	8	1	9	0-0	0-0	0-0	0	0-0	0
Central Michigan	1	2	3	0-0	0-0	0-0	0	0-0	0
Northwestern	1	5	6	0-0	0-0	0-0	2	0-0	0
Penn State	4	0	4	1.0-1	0-0	0-0	0	0-0	0
Totals	26	17	43	3.5-8	1.0-2	1-1	2	0-0	0



2018 SPARTAN FOOTBALL GAME NOTES



CAREER NOTES: Fifth-year senior and three-year letterwinner has played in 35 career games, including 18 starts (10 at left guard, three at right guard, five at left tackle) . . . named to Outland Trophy Watch List . . . preseason All-Big Ten by Athlon Sports (third team).

2018 SEASON (SENIOR): Has played in five games, including four starts at left guard . . . started Northwestern game at left guard and played two snaps before suffering injury and will be out for an unknown time . . . returned to starting lineup in Central Michigan, starting at left guard, playing 71 snaps and recording one knockdown . . . saw action in 23 plays at Indiana, returning to limited action from an injury . . . started at left guard at Arizona State, playing 64 snaps and recording one knockdown . . . started at left guard vs. Utah State, playing 64 snaps and logging three knockdowns and two dominators.



CAREER NOTES: Third-year walk-on adds depth on the defensive line.

2018 SEASON (SOPHOMORE): Has two tackles in three games . . . notched one stop in Central Michigan game . . . recorded first start of Spartan career at Arizona State, posting one tackle . . . made Spartan debut against Utah State.

BEESLEY'S CAREER HIGHS

Tackles: 1, two times (last vs. Central Michigan, 9/29/18)

BEESLEY'S STATISTICS

	G/GS	UT	AT	TM	TFL	SACKS	INT	PBU	FR	FF
2018	3/1	1	1	2	0-0	0-0	0-0	0	0-0	0



CAREER NOTES: Third-year player can play both linebacker and defensive end . . . has 18 career tackles, with 4.5 tackles for loss and 3.0 sacks, in 19 career games played with one start.

2018 SEASON (SOPHOMORE): Has 13 total tackles (9 solo, 4 assists) with 3.5 tackles for loss, including 2.0 sacks, with a sack in back-to-back games (Indiana and CMU), along with one forced fumble and one QB hurry . . . ranks seventh on defense with 44 production points . . . had one tackle at Penn State and pressured PSU quarterback Trace McSorley on final play Hail Mary pass . . . recorded one tackle with 0.5 TFL in Northwestern game . . . tallied one stop on a sack in Central Michigan game, fighting through getting held after initially missing QB, but hustling after and making sack in final play of first half as holding penalty was declined, and added on QB hurry, to finish with 14 production points, leading the outside linebackers and ranking third on the defense . . . posted two tackles, with one sack and forced fumble at Indiana, logging 17 production points, ranking third among the linebacking corps . . . made first start of career at Arizona State and posted three tackles . . . saw action against Utah State and tallied career-high five tackles, matching his career total entering 2018 season, and totaling 10 production points.

BOUYER-RANDLE'S CAREER HIGHS

Tackles: 5, vs. Utah State (8/31/18)

Tackles For Loss: 1, three times (last vs. Central Michigan, 9/29/18)

Sacks: 1, three times (last vs. Central Michigan, 9/29/18)

BOUYER-RANDLE'S STATISTICS

	G/GS	UT	AT	TM	TFL	SACKS	INT	PBU	FR	FF
2017	13/0	3	2	5	1.0-4	1.0-4	0-0	1	1-0	0
2018	6/1	9	4	13	2.5-15	2.0-14	0-0	0	0-0	1
Career	19/1	12	6	18	3.5-19	3.0-18	0-0	1	1-0	1

BOUYER-RANDLE'S GAME-BY-GAME STATISTICS

2018

DEFENSE	UT	AT	TM	TFL	SACKS	INT	PBU	FR	FF
Utah State	3	2	5	0-0	0-0	0-0	0	0-0	0
Arizona State	3	0	3	0-0	0-0	0-0	0	0-0	0
Indiana	2	0	2	1.0-13	1.0-13	0-0	0	0-0	1
Central Michigan	1	0	1	1.0-1	1.0-1	0-0	0	0-0	0
Northwestern	0	1	1	0.5-1	0-0	0-0	0	0-0	0
Penn State	0	1	1	0-0	0-0	0-0	0	0-0	0
Totals	9	4	13	2.5-15	2.0-14	0-0	0	0-0	1

2018 SPARTAN FOOTBALL GAME NOTES



2018 MICHIGAN STATE FOOTBALL

FR RB

27

WESTON BRIDGES

Akron, OH | Copley HS

5-11 // 195 // RS

CAREER NOTES: Second-year player provides depth in the backfield . . . has played in five games.

2018 SEASON (REDSHIRT FRESHMAN): Has played in five games . . . has eight carries for 17 yards (2.1 ypc).

BRIDGES' CAREER HIGHS

Rushing Attempts: 6, vs. Central Michigan (9/29/18)

Rushing Yards: 18, vs. Central Michigan (9/29/18)

BRIDGES' STATISTICS

RUSHING	G/GS	ATT	YDS.	AVG.	TD	LG	YPG
2018	5/0	8	17	2.1	0	9	3.4

BRIDGES' GAME-BY-GAME STATISTICS

2018	ATT	YDS	TD	LG
RUSHING				
Utah State		-DNP-		
Arizona State	0	0	0	0
Indiana	0	0	0	0
Central Michigan	6	18	0	9
Northwestern	1	0	0	0
Penn State	1	-1	0	-1
Totals	8	17	0	9

2018 MICHIGAN STATE FOOTBALL

FR CB

29

SHAKUR BROWN

Stockbridge, GA | Woodland HS

5-10 // 176 // RS

CAREER NOTES: Second-year player provides depth at cornerback and on special teams.

2018 SEASON (REDSHIRT FRESHMAN): Has played in five games, tallying two tackles and one interception, returned for a TD . . . tallied one tackle at Penn State . . . saw action vs. Northwestern . . . snared first career interception at Indiana and returned it 69 yards for a touchdown . . . played in Arizona State game . . . made MSU debut vs. Utah State and notched one tackle.

BROWN'S CAREER HIGHS

Tackles: 1, twice (last vs. Penn State (10/13/18))

Interception: 1, vs. Indiana (9/22/18)

Interception Return For TD: 1, vs. Indiana (9/22/18)

BROWN'S STATISTICS

	G/GS	UT	AT	TM	TFL	SACKS	INT	PBU	FR	FF
2018	5/0	1	1	2	0-0	0-0	1-69	0	0-0	0

2018 MICHIGAN STATE FOOTBALL

FR OL

66

BLAKE BUETER

Howell, MI | Detroit Catholic Central HS

6-4 // 308 // RS

CAREER NOTES: Second-year lineman adds depth along the offensive line . . . can play either center or guard . . . entered season as a walk-on but was awarded a scholarship during the bye week.

2018 SEASON (REDSHIRT FRESHMAN): Has played in all six games with two starts at right guard, making first start of career in Northwestern game and starting at Penn State . . . has played a total of 240 snaps this season . . . started at right guard at Penn State and played 88 plays, registering unit best and career-high five knockdowns . . . made first start of Spartan career at right guard in Northwestern game, more doubling his total snaps with 78 in NU game, after entering with 73 snaps on the season, and logged one dominator and 1.5 knockdowns . . . played 21 snaps against Central Michigan . . . saw action on 23 snaps at Indiana, notching one dominator . . . was in on 14 snaps at Arizona State at left guard . . . made Spartan debut against Utah State, playing 15 snaps and posting one dominator and one knockdown.

2018 MICHIGAN STATE FOOTBALL

JR CB

19

JOSH BUTLER

Mesquite, TX | West Mesquite HS

6-0 // 184 // 2L

CAREER NOTES: Fourth-year player and two-year letterwinner has appeared in 28 career games with eight starts . . . has 29 career tackles and five career pass break-ups.

2018 SEASON (JUNIOR): Has played in five games, including four starts . . . did not play at Penn State due to an injury . . . returned to action in Northwestern game, starting at cornerback . . . played only one snap vs. Central Michigan as he was limited due to an injury . . . recorded career-high four tackles and one pass break-up at Indiana . . . started at Arizona State and tallied three tackles and one pass break-up . . . started against Utah State and posted three stops.

BUTLER'S CAREER HIGHS

Tackles: 4, vs. Indiana (9/22/18)

Pass Break-Ups: 1, five times (last vs. Indiana, 9/22/18)

BUTLER'S STATISTICS

	G/GS	UT	AT	TM	TFL	SACKS	INT	PBU	FR	FF
2016	11/0	3	4	7	1.5-14	0.5-4	0-0	0	0-0	0
2017	12/4	7	5	12	0.5-2	0.5-2	0-0	3	0-0	0
2018	5/4	8	2	10	0-0	0-0	0-0	2	0-0	0
Career	28/8	18	11	29	2.0-16	1.0-6	0-0	5	0-0	0

BUTLER'S GAME-BY-GAME STATISTICS

2018	UT	AT	TM	TFL	SACKS	INT	PBU	FR	FF
DEFENSE									
Utah State	2	1	3	0-0	0-0	0-0	0	0-0	0
Arizona State	3	0	3	0-0	0-0	0-0	1	0-0	0
Indiana	3	1	4	0-0	0-0	0-0	1	0-0	0
Central Michigan	0	0	0	0-0	0-0	0-0	0	0-0	0
Northwestern	0	0	0	0-0	0-0	0-0	0	0-0	0
Penn State				-DNP-INJURED					
Totals	8	2	10	0-0	0-0	0-0	2	0-0	0



2018 SPARTAN FOOTBALL GAME NOTES



CAREER NOTES: Third-year player has played 19 career games, recording 15 starts (12 at right tackle in 2017, one at left tackle in 2018, one at left guard, one at right guard) . . . versatile lineman can play either tackle or guard position.

2018 SEASON (SOPHOMORE): Has played in all six games . . . started three different positions in the first four games, before coming off bench in fifth and sixth . . . saw limited action at No. 8 Penn State . . . was in on 47 snaps against Northwestern, notching three knockdowns; named to Pro Football Focus Big Ten Team of the Week . . . started Central Michigan game at right guard, playing 56 snaps and registering one dominator . . . started at left guard at Indiana, playing 50 snaps and notching two knockdowns . . . was in on 49 plays at Arizona State, primarily at left tackle . . . started against Utah State at left tackle, playing 75 snaps and logging four knockdowns, to tie for tops on offensive line . . . also caught a deflected pass and gained 5 yards on third-quarter touchdown drive.



CAREER NOTES: Second-year player who made the transition from tight end to defensive end at the end of last season.

2018 SEASON (REDSHIRT FRESHMAN): Has six tackles in six games . . . has played 161 snaps . . . recorded one tackle at Penn State . . . tallied one tackle with half sack in Central Michigan game . . . made first start of Spartan career at Indiana at defensive end, logging one tackle with half a tackle for loss . . . collected a career-high three tackles at Arizona State.

CAMPER'S CAREER HIGHS

Tackles: 3, vs. Arizona State (9/8/18)

Tackles For Loss: 1, vs. Arizona State (9/8/18)

Sacks: 0.5, vs. Central Michigan (9/29/18)

CAMPER'S STATISTICS

	G/GS	UT	AT	TM	TFL	SACKS	INT	PBU	FR	FF
2018	6/1	3	3	6	2.0-5	0.5-3	0-0	0	0-0	0



CAREER NOTES: Third-year wideout will push for regular time in the playing rotation . . . has 13 catches for 203 yards in 18 career games.

201 SEASON (SOPHOMORE): Has played in six games, seeing increased playing time the last two games . . . had three catches for 55 yards at Penn State, including a spectacular over the shoulder catch on career-long 36-yard reception down to the PSU 1, setting up MSU's first TD of the game . . . snared career highs of five catches for 82 yards in the Northwestern game, doubling his career total for receptions and more than doubling career yards, and was named to the Pro Football Focus Big Ten Team of the Week.

CHAMBERS' CAREER HIGHS

Receptions: 5, vs. Northwestern (10/6/18)

Receiving Yards: 82, vs. Northwestern (10/6/18)

CHAMBERS' STATISTICS

RECEIVING	G/GS	REC.	YDS.	AVG.	TD	LG	YPG
2017	13/0	5	66	13.2	0	29	5.1
2018	5/0	8	137	17.1	0	36	27.4
Career	18/0	13	203	15.6	0	36	11.3

CHAMBERS' GAME-BY-GAME STATISTICS

2018

RECEIVING	NO.	YDS	TD	LG
Utah State	0	0	0	0
Arizona State	0	0	0	0
Indiana	0	0	0	0
Central Michigan		DNP-INJURY		
Northwestern	5	82	0	27
Penn State	3	55	0	36
Totals	8	137	0	36



CAREER NOTES: Fourth-year player and two-year letterwinner had started the previous 16 consecutive games at left tackle, tied for the longest starting streak on the team, before missing Utah State game with an injury, but returned to action at Arizona State, with limited action for next three games before returning to starting lineup at Penn State . . . has played in 30 career games, with 18 career starts . . . joined the Spartans in 2015 as a walk-on but was put on scholarship in January 2016 . . . member of the team's Eagles leadership council . . . two-time Academic All-Big Ten honoree and two-time Big Ten Distinguished Scholar.

2018 SEASON (JUNIOR): Played his first full game of the season at No. 8 Penn State (88 snaps) after working his way back from an injury he suffered in preseason camp; posted one dominator and 1.5 knockdowns against the Nittany Lions . . . was limited during the first five games of action, playing a total of 74 snaps . . . played 44 snaps vs. Northwestern . . . saw action in 21 snaps in Central Michigan game . . . was in on three plays at Indiana . . . saw season debut at Arizona State, returning to starting lineup after missing season opener with an injury, but only played in the first snap from scrimmage . . . missed the Utah State game with an injury, snapping his streak of 16 consecutive starts.

2018 SPARTAN FOOTBALL GAME NOTES



CAREER NOTES: Third-year player is in his second season as the starting placekicker in 2018 . . . is 55-of-55 (100 pct.) on PATs and 23-of-27 (85.2 pct.) on FGs, having made his last 16 in a row, setting new MSU record, topping previous mark of 15 straight by Brett Swenson in 2008 . . . shares top spot on MSU's career PAT percentage (100.0), as well as ranking tied for No. 12 on MSU career PATs career made list (55) and No. 14 for PAT attempts (55) . . . also has top spot for career field goal percentage (.852), ranking No. 11 on career FG made list (23) and tied for No. 14 for career FG attempts (27) . . . also No. 33 on MSU's career total points score list (130) . . . has earned Big Ten Special Teams Player or Co-Player of the Week honors twice in his career . . . his father, Mark, is an Air Force veteran and now a pilot; he flew the team's charter plane to Phoenix, Arizona, for the Arizona State game.

2018 SEASON (SOPHOMORE): One of four placekickers in FBS who have perfect 100.0 field goal percentage (8-of-8) with minimum of one FG attempt/game . . . also ranks tied for fourth in B1G in overall scoring (8.0 ppg) and sixth in kicker scoring (6.8 ppg) . . . ranks fourth in league with 1.3 made FG/game . . . successfully split the uprights on all three PATs at Penn State, the last coming with 19 seconds left after MSU's go-ahead TD, giving Spartans four point lead, and was also passing option on fake field goal attempt earlier in fourth quarter . . . made one PAT and two FGs against Northwestern, a 27-yarder in first quarter and a 25-yarder in the second stanza, for his 16th straight field goal, that broke the MSU record for consecutive FGs, topping Brett Swenson's 15 in a row in 2008 . . . made 33-yard FG and all four PATs against Central Michigan . . . named the Big Ten Special Teams Co-Player of the Week after the Indiana game, in which he scored on a 6-yard TD run on a fake field goal in the third quarter to give MSU a 28-7 lead, adding season-high five PATs . . . became the first Spartan to score an offensive touchdown and then kick the PAT on his own TD since Sam Williams in 1958 against Wisconsin . . . other Spartans who kicked both PATs and scored a TD in the same season prior to Williams include Earl Lattimer in 1962 and Art Brandstatter in 1960 . . . Dave Kaiser also scored a TD and kicked the PAT following his own score vs. California in 1957 . . . also named the MSU Special Units Co-Player of the Week for the Indiana game . . . split uprights on both field goal attempts and one PAT at Arizona State for seven total points . . . made 3-of-3 field goals and all three PATs in opener vs. Utah State for 12 total points, tying his second-highest point total and his third double-digit scoring outing, behind career-high 16 vs. Rutgers (11/27/17) . . . also made career-long 49-yard field goal vs. Utah State, topping his previous long of 46 yards, done twice, most recently vs. Rutgers (11/27/17), and was his fifth FG of 40+ yards . . . named the MSU Special Units Co-Player of the Week for his performance against Utah State.

COGHLIN'S CAREER HIGHS

Extra Points Made..... 6, vs. Washington State (12/28/17)
 Extra Points Att..... 6, vs. Washington State (12/28/17)
 Field Goals Made..... 4, vs. Rutgers (11/27/17)
 Field Goals Att..... 4, twice (last vs. Rutgers, 11/27/17)
 Field Goal..... 49, vs. Utah State (8/31/18)
 Game-Winning FG..... 34, vs. Penn State (11/4/17)
 Points..... 16, vs. Rutgers (11/27/17)

COGHLIN'S STATISTICS

SCORING	PAT (Pct.)	FG (Pct.)	TD	PTS	LG
2017	38-38 (1.000)	15-19 (.789)	0	83	46
2018	17-17 (1.000)	8-8 (1.000)	1	47	49
Career	55-55 (1.000)	23-27 (.840)	1	130	49

FG BREAKDOWN	-20	20-29	30-39	40-49	50+	Total
2017	0-0	5-5	5-6	4-6	0-1	15-19
2018	0-0	4-4	3-3	1-1	0-0	4-4
Career	0-0	9-9	8-9	5-7	0-1	21-25

COGHLIN'S GAME-BY-GAME STATISTICS

2017

OPPONENT	PATs	FGs	LG	PTS
Bowling Green	5-5	0-0	--	5
Western Michigan	4-4	0-0	--	4
Notre Dame	1-1	1-1	40	4
Iowa	2-2	1-2	38	5
Michigan	2-2	0-0	--	2
Minnesota	3-3	3-4	42	12
Indiana	2-2	1-1	23	5
Northwestern	4-4	1-3	46	7
Penn State	3-3	2-2	34	9
Ohio State	0-0	1-1	37	3
Maryland	2-2	1-1	27	5
Rutgers	4-4	4-4	46	16
Washington State	6-6	0-0	--	6
Totals	38-38	15-19	46	83

2018

OPPONENT	TD	PATs	FGs	LG	PTS
Utah State	0	3-3	3-3	49	12
Arizona State	0	1-1	2-2	37	7
Indiana	1	5-5	0-0	--	11
Central Michigan	0	4-4	1-1	33	7
Northwestern	0	1-1	2-2	27	7
Penn State	0	3-3	0-0	--	3
Totals	1	17-17	8-8	49	47



2018 SPARTAN FOOTBALL GAME NOTES



CAREER NOTES: Three-year letterwinner . . . is MSU's active leader in receptions (100), receiving yards (1,450) and TD catches (14) in 38 career games, making 21 starts (19 straight) . . . is tied for No. 11 on MSU's career TD receptions list (14) . . . Is No. 26 on MSU's career receiving yards list (1,450), needing 50 more to become 24th Spartan to reach the 1,500-yard plateau . . . became the 43rd Spartan in school history to cross the 1,000-yard receiving mark for his career . . . snared his 100th career reception in dramatic fashion with game-winning TD at Penn State, becoming one of 29 players in school history to record at least 100 career catches . . . moved up to No. 25 on career receptions/game list (2.63), passing Kirk Gibson (1975-78) with 2.55 . . . 80 of his 100 career catches (80 percent) have gone for either a first down or a touchdown, including 25 of 31 (80.6 percent) this season . . . member of the team's Eagles leadership council.

2018 SEASON (SENIOR): First-team preseason All-Big Ten selection by CollegeFootballNews.com and Athlon Sports . . . ranked one of the Big Ten's best players by CollegeFootballNews.com (No. 26) . . . has 31 receptions for 474 yards with team-leading four receiving TDs on the season, adding two carries for 50 yards and one rushing TD to top team with 524 all-purpose yards and five total TDs . . . ranks sixth in the B1G in receiving yards per game (79.0), seventh in both receiving yards (474) and receptions per game (5.2), ninth in receiving TDs (4) and 10th in receiving yards per game (15.3) . . . also ranks second in B1G and 18th in FBS in all-purpose yards per play (15.9), as well as 14th in conference in all-purpose yards per game (87.3) and tied for 17th in league all-purpose yards (524) . . . is tied for 13th in league in total TDs (5) adding one 2-point conversion to rank tied for 14th in points per game (5.3) and tied for 24th in total points (32) . . . 25 of 31 catches (80.6 percent) have gone for first down or touchdown . . . posted his second-straight multi-TD outing with career-high tying two catches at Penn State, recording first 100-yard receiving game of the season and fourth of career with eight catches for 100 yards, including game-winning 25-yard TD catch with 19 seconds left in game and also snared 20-yard TD pass in third quarter, earning MSU Offensive Player of the Week team award . . . has had total of 20 catches for 281 yards and three TDs in last two games vs. Penn State . . . six of his eight catches at Penn State went for a first down or touchdown . . . led all players with 146 all-purpose yards, including a career-high 50 rushing yards, in Northwestern game . . . also led MSU with a season-high seven receptions for 96 yards . . . scored the first rushing TD of career on a 48-yard score off of a double reverse in the third quarter . . . also had a 3-yard TD grab in the third quarter, the 12th receiving TD of career . . . recorded fourth career multi-TD game, as previous three had been two receiving scores, last doing so vs. Northwestern (10/28/17) . . . had three receptions for 66 yards against Central Michigan, with all three going for a first down, including a season-long 37-yarder on MSU's opening drive of third quarter, setting up a Spartan touchdown; added two receptions on final drive with the last on a third-and-4 going for 15 yards and a first down, to help run clock out and seal the victory for MSU . . . caught team-best five passes for 79 yards at Indiana, with all five going for a first down, including three on an MSU touchdown drive in the second quarter with two coming on back-to-back plays . . . snared five catches for 64 yards at Arizona State, with three going for first downs . . . had 69 receiving yards on five catches vs. Utah State to become the 43rd Spartan in school history to cross the 1,000-yard receiving mark for his career . . . snared 10-yard TD catch with 28 seconds left in second quarter that gave MSU a 27-14 halftime lead, including snaring acrobatic 31-yard catch to set up game-winning touchdown and added 2-point conversion to put Spartans ahead, 38-31, with 2:00 left in game . . . all three of his catches went for either a first down or a touchdown . . . named the MSU Offensive Player of the Week for his performance against Utah State, and was also selected to the Pro Football Focus Big Ten Team of the Week.

F. DAVIS' CAREER HIGHS

Receptions: 12, vs. Penn State (11/4/17)
 Receiving Yards: 181, vs. Penn State (11/4/17)
 Receiving TDs: 2, four times (last vs. Penn State, 10/13/18)
 Combined TDs: 2 (1 receiving, 1 rushing), vs. Northwestern (10/6/18)
 Carries: 2, vs. Northwestern (10/6/18)
 Rushing Yards: 50, vs. Northwestern (10/6/18)
 Rushing TD: 1, vs. Northwestern (10/6/18)

F. DAVIS' STATISTICS

RECEIVING	G/GS	REC.	YDS.	AVG.	TD	LG	YPG
2015	7/0	2	50	25.0	0	28	7.1
2016	12/2	12	150	12.5	1	28	12.5
2017	13/13	55	776	14.1	9	49	59.7
2018	6/6	31	474	15.3	4	37	79.0
Career	38/21	100	1450	14.5	14	49	38.2

RUSHING	ATT	YDS.	AVG.	TD	LG	YPG
2016	1	14	14.0	0	14	1.2
2017	1	16	16.0	0	16	1.2
2018	2	50	25.0	1	48	10.0
Career	4	80	20.0	1	48	2.2

F. DAVIS' GAME-BY-GAME STATISTICS

2017

RECEIVING	NO.	YDS	TD	LG
Bowling Green	4	35	2	15
Western Michigan	4	69	0	25
Notre Dame	4	38	0	17
Iowa	9	114	2	31
Michigan	1	9	0	9
Minnesota	2	35	0	21
Indiana	1	10	1	10
Northwestern	8	95	2	30
Penn State	12	181	1	36
Ohio State	0	0	0	0
Maryland	0	0	0	0
Rutgers	6	72	0	17
Washington State	4	118	1	49
Totals	55	776	9	49

2018

RECEIVING	NO.	YDS	TD	LG
Utah State	3	69	1	31
Arizona State	5	64	0	18
Indiana	5	79	0	19
Central Michigan	3	66	0	37
Northwestern	7	96	1	26
Penn State	8	100	2	25
Totals	31	474	4	37

ALL-PURPOSE	RUSH	REC	KR	PR	TOT	TD
Utah State	0	69	0	0	69	1
Arizona State	0	64	0	0	64	0
Indiana	0	79	0	0	79	0
Central Michigan	0	66	0	0	66	0
Northwestern	50	48	0	0	96	2
Penn State	0	100	0	0	100	2
Totals	50	474	0	0	524 / 87.3 ypg	5

2018 SPARTAN FOOTBALL GAME NOTES



CAREER NOTES: Second-year player will compete for time in the playing rotation at tight end.

2018 SEASON (SOPHOMORE): Has played in all six games (147 total snaps) . . . has five catches for 52 yards (10.4 ypc) with one TD on the season . . . matched career-high for second straight game with two catches at Penn State, totaling 23 yards . . . logged career highs for catches and yards in Northwestern game with two receptions for 18 yards . . . caught his first TD catch of Spartan career at Indiana on an 11-yard pass just before halftime that gave MSU a 21-7 lead at intermission, one of four different Spartans to score their first TDs of career in same game.

DOTSON'S CAREER HIGHS

Receptions: 2, twice (last vs. Penn State, 10/13/18)

Receiving Yards: 18, vs. Northwestern (10/6/18)

Receiving TDs: 1, vs. Indiana (9/22/18)

DOTSON'S STATISTICS

RECEIVING	G/GS	REC.	YDS.	AVG.	TD	LG	YPG
2017	10/1	2	19	9.5	0	12	1.9
2018	6/0	5	52	10.4	1	18	8.7
Career	16/1	7	71	10.1	1	18	4.4

2018

RECEIVING	NO.	YDS	TD	LG
Utah State	0	0	0	0
Arizona State	0	0	0	0
Indiana	1	11	1	11
Central Michigan	0	0	0	0
Northwestern	2	18	0	9
Penn State	2	23	0	18
Totals	5	52	0	18



CAREER NOTES: Fourth-year senior and three-year letterwinner leads all active players with 204 career tackles . . . also has 10.5 tackles for losses, four sacks, 10 pass break-ups, one interception, two fumble recoveries and one forced fumble in 44 career games (27 starts) . . . is in his third straight season as the starting Star linebacker . . . has started 22 consecutive games, tied for the longest streak on the team . . . member of the team's Eagles leadership council . . . his twin brother, David, is a junior safety on the Spartan roster . . . his younger brother, Michael, is a freshman safety for the Spartans.

2018 SEASON (JUNIOR): Ranks 19th in the B1G in tackles per game (6.8) and tied for 19th in total tackles (41), as well as tied for 31st in tackles for loss/game (0.6) and tied for 35th in tackles for loss (4.0) . . . has registered 41 total tackles (23 solo, 18 assists), ranking tied for 16th in B1G in assists and tied for 28th in solo stops . . . ranks third on defense in total tackles, while leading defense in assists and ranking fourth in solo stops, as well as third on defense with both 4.0 TFL and 2.0 sacks . . . had 2.0 TFL in back-to-back games (Arizona State and Indiana) . . . ranks second among linebackers and sixth on defense overall with 66 production points . . . tallied seven tackles and one pass break-up after starting Penn State game, registering 15 production points . . . started Northwestern game and logged seven tackles and one QB hurry . . . started against Central Michigan and recorded six stops, one pass break-up and one QB hurry, logging 11 production points; named to Pro Football Focus Big Ten Team of the Week for his performance against the Chippewas . . . started game at Indiana and shared game and team-leading honors with nine tackles, including career-high 2.0 sacks, posting 19 production points to rank second among linebackers and tied for third on defense, as well as earning MSU Defensive Player of the Week honors for his performance . . . started at Arizona State and ranked tied for second on defense by tallying six stops, including team and game-best tying two TFLs, which was a new career-high and logging 12 production points, ranking second among linebackers and tied for second among defense . . . started Utah State game at Star linebacker and posted six tackles, ranking third among linebackers and tied for fourth total on defense.

A. DOWELL'S CAREER HIGHS

Tackles: 10, vs. Indiana (10/21/17)

Tackles For Loss: 2, two times (last vs. Indiana, 9/22/18)

Sacks: 2, vs. Indiana (9/22/18)

Pass Break-Ups: 1, 10 times (last vs. Penn State, 10/13/18)

Forced Fumble: 1, vs. Northwestern (10/28/17)

Fumble Recovery: 1, twice (last vs. Rutgers, 11/25/17)

A. DOWELL'S STATISTICS

	G/GS	UT	AT	TM	TFL	SACKS	INT	PBU	FR	FF
2015	13/0	9	13	22	1.0-2	0-0	0-0	0	1-2	0
2016	12/8	23	44	67	3.0-18	1.0-6	1-0	4	0	0
2017	13/13	30	44	74	2.5-14	1.0-11	0-0	4	1-0	1
2018	6/6	23	18	41	4.0-15	2.0-5	0-0	2	0-0	0
Career	44/27	85	119	204	10.5-49	4.0-22	1-0	10	2-2	1



2018 SPARTAN FOOTBALL GAME NOTES

A. DOWELL'S GAME-BY-GAME STATISTICS

2015

DEFENSE	UT	AT	TM	TFL	SACKS	INT	PBU	FR	FF
Western Michigan	0	2	2	0-0	0-0	0	0	0	0
Oregon	1	1	2	0-0	0-0	0	0	1-2	0
Air Force	2	5	7	0-0	0-0	0	0	0	0
Central Michigan	1	1	2	1-2	0-0	0	0	0	0
Purdue	0	0	0	0-0	0-0	0	0	0	0
Rutgers	2	0	2	0-0	0-0	0	0	0	0
Michigan	0	0	0	0-0	0-0	0	0	0	0
Indiana	1	1	2	0-0	0-0	0	0	0	0
Nebraska	0	0	0	0-0	0-0	0	0	0	0
Maryland	0	2	2	0-0	0-0	0	0	0	0
Ohio State	0	0	0	0-0	0-0	0	0	0	0
Penn State	2	1	3	0-0	0-0	0	0	0	0
Iowa					-DNP-				
Alabama	0	0	0	0-0	0-0	0	0	0	0
Totals	9	13	22	1-2	0-0	0	0	1-2	0

2016

DEFENSE	UT	AT	TM	TFL	SACKS	INT	PBU	FR	FF
Furman	4	4	8	0-0	0-0	1-0	0	0	0
Notre Dame	3	1	4	1-6	1-6	0-0	0	0	0
Wisconsin	0	2	2	0-0	0-0	0-0	0	0	0
Indiana	6	2	8	0-0	0-0	0-0	1	0	0
BYU	2	7	9	0-0	0-0	0-0	0	0	0
Northwestern	3	6	9	0-0	0-0	0-0	0	0	0
Maryland	1	4	5	1-6	0-0	0-0	0	0	0
Michigan	1	1	2	0-0	0-0	0-0	0	0	0
Illinois	0	2	2	0-0	0-0	0-0	1	0	0
Rutgers	1	5	6	0-0	0-0	0-0	0	0	0
Ohio State	1	5	6	1-5	0-0	0-0	1	0	0
Penn State	1	5	6	0-0	0-0	0-0	0	0	0
Totals	23	44	67	3-17	1-6	1-0	3	0	0

2017

DEFENSE	UT	AT	TM	TFL	SACKS	INT	PBU	FR	FF
Bowling Green	1	4	5	0-0	0-0	0-0	0	0	0
Western Michigan	3	3	6	1-11	1-11	0-0	0	0	0
Notre Dame	2	4	6	0-0	0-0	0-0	0	0	0
Iowa	0	5	5	0.5-1	0-0	0-0	1	0	0
Michigan	5	4	9	0.5-1	0-0	0-0	0	0	0
Minnesota	5	2	7	0-0	0-0	0-0	0	0	0
Indiana	2	8	10	0.5-1	0-0	0-0	0	0	0
Northwestern	4	3	7	0-0	0-0	0-0	1	0	1
Penn State	1	4	5	0-0	0-0	0-0	0	0	0
Ohio State	3	1	4	0-0	0-0	0-0	0	0	0
Maryland	1	4	5	0-0	0-0	0-0	1	0	0
Rutgers	0	1	1	0-0	0-0	0-0	1	1-0	0
Washington State	3	1	4	0-0	0-0	0-0	0	0	0
Totals	30	44	74	2.5-14	1-11	0-0	4	1-0	1

2018

DEFENSE	UT	AT	TM	TFL	SACKS	INT	PBU	FR	FF
Utah State	3	3	6	0-0	0-0	0-0	0	0	0
Arizona State	4	2	6	2.0-10	0-0	0-0	0	0	0
Indiana	7	2	9	2.0-5	2.0-5	0-0	0	0	0
Central Michigan	2	4	6	0-0	0-0	0-0	1	0	0
Northwestern	3	4	7	0-0	0-0	0-0	0	0	0
Penn State	4	3	7	0-0	0-0	0-0	1	0	0
Totals	23	18	41	4.0-15	2.0-5	0-0	2	0	0



CAREER NOTES: Fourth-year player and two-year letterwinner has played in 29 career games with 16 consecutive starts . . . returns as one of the starting safeties in 2018 . . . named to Jim Thorpe Award Watch List . . . preseason All-Big Ten selection by Athlon Sports (second team) . . . member of the team's Eagles leadership council . . . has 90 career tackles with six interceptions, five pass break-ups and two fumble recoveries in 29 games . . . snared five of the six interceptions in span of three games, all of which were against top 15 ranked opponents last season, tallying two oskies each in wins over No. 7 Michigan and No. 7 Penn State, while snaring one at No. 11 Ohio State, before breaking that streak with an interception vs. Central Michigan . . . has 108 interception return yards, needing just 16 more to break into MSU's top 20 career list . . . his twin brother, Andrew, is a senior linebacker on the Spartan roster . . . his younger brother, Michael, is a freshman defensive back for the Spartans.

2018 SEASON (JUNIOR): Has 28 total tackles (15 solo, 13 assists) with one interception and one pass break-up . . . posted four tackles at Penn State, while playing in all 64 defensive snaps . . . logged six stops against Northwestern . . . snared an interception in the first quarter against Central Michigan and returned it a career-long 30 yards, setting up MSU's first TD of the game, and added one tackle and one pass break-up, ending with 11 production points . . . started game at Indiana and notched seven tackles . . . started at Arizona State game at safety and logged four tackles . . . was the game day captain for Arizona State game . . . started at safety vs. Utah State, posting six tackles, ranking second among defensive backs and tied for fourth overall, matching his twin brother, Andrew, with six stops.

D. DOWELL'S CAREER HIGHS

Tackles: 9, vs. Ohio State (11/11/17)

Interceptions: 2, twice (last vs. Penn State, 11/4/17)

Pass Break-Ups: 2, vs. Bowling Green (9/2/17)

Fumble Recovery: 1, twice (last vs. Michigan, 10/7/17)

D. DOWELL'S STATISTICS

	G/GS	UT	AT	TM	TFL	SACKS	INT	PBU	FR	FF
2016	10/0	4	6	10	0-0	0-0	0-0	0	1-0	0
2017	13/10	32	20	52	0-0	0-0	5-78	4	1-0	0
2018	6/6	15	13	28	0-0	0-0	1-30	1	0-0	0
Career	29/16	51	39	90	0-0	0-0	6-108	5	2-0	0

2018 SPARTAN FOOTBALL GAME NOTES



D. DOWELL'S GAME-BY-GAME STATISTICS

2017

DEFENSE	UT	AT	TM	TFL	SACKS	INT	PBU	FR	FF
Bowling Green	1	1	2	0-0	0-0	0-0	2	0	0
Western Michigan	0	1	1	0-0	0-0	0-0	0	0	0
Notre Dame	0	1	1	0-0	0-0	0-0	0	0	0
Iowa	1	1	2	0-0	0-0	0-0	0	0	0
Michigan	4	3	7	0-0	0-0	2-35	1	1-0	0
Minnesota	5	2	7	0-0	0-0	0-0	0	0	0
Indiana	0	2	2	0-0	0-0	0-0	0	0	0
Northwestern	6	1	7	0-0	0-0	0-0	1	0	0
Penn State	2	2	4	0-0	0-0	2-28	0	0	0
Ohio State	5	4	9	0-0	0-0	1-15	0	0	0
Maryland	4	2	6	0-0	0-0	0-0	0	0	0
Rutgers	1	0	1	0-0	0-0	0-0	0	0	0
Washington State	3	0	3	0-0	0-0	0-0	0	0	0
Totals	32	20	52	0-0	0-0	5-78	4	1-0	0

2018

DEFENSE	UT	AT	TM	TFL	SACKS	INT	PBU	FR	FF
Utah State	0	6	6	0-0	0-0	0-0	0	0	0
Arizona State	3	1	4	0-0	0-0	0-0	0	0	0
Indiana	5	2	7	0-0	0-0	0-0	0	0	0
Central Michigan	1	0	1	0-0	0-0	1-30	0	0	0
Northwestern	2	4	6	0-0	0-0	0-0	0	0	0
Penn State	4	0	4	0-0	0-0	0-0	0	0	0
Totals	15	13	28	0-0	0-0	1-30	0	0	0



CAREER NOTES: Second-year kicker will compete for playing time in 2018, including handling kickoff duties.

2018 SEASON (REDSHIRT FRESHMAN): Averaging 60.0 yards per kickoff . . . 18 of his 33 kickoffs have gone for touchbacks (54.5 percent) . . . logged one touchback on five kickoffs at Penn State with a 60.2 ypk average . . . boomed four touchbacks one five kickoffs against Northwestern, posting a 63.8 ypk average . . . logged six kickoffs for 51.3 ypk average with one touchback in Central Michigan game . . . booted six kickoffs at Indiana with a 58.3 ypk average with five touchbacks, earning MSU Special Units Co-Player of the Week accolades his performance . . . kicked four kickoffs for a 65.0 ypk average with one touchback at Arizona State . . . booted season-high eight kickoffs for a 62.6 yards per kick average with six touchbacks vs. Utah State in Spartan debut, as USU had average starting position of USU 25.3 on kickoffs, part of overall average of USU 29 for the game.

HAHN'S STATISTICS

KICKOFFS	G	NO.	YDS.	AVG.	TB
2018	6	33	1979	60.0	18



CAREER NOTES: Fifth-year senior will see time in the playing rotation, primarily as a blocking tight end . . . two-time Academic All-Big Ten selection and Big Ten Distinguished Scholar . . . has played in 29 career games, including five starts.

2018 SEASON (SENIOR): Has played in all six games with three starts (at Indiana, vs. Central Michigan and at Penn State) . . . started at Penn State and blocked for offense that amassed 418 yards of total offense, including 123 yards rushing and 34:12 time of possession, the most in a B1G game by MSU this season.



2018 SPARTAN FOOTBALL GAME NOTES

SR

P

25

JAKE HARTBARGER

Waterville, OH | Anthony Wayne HS

6-4 // 200 // 3L

CAREER NOTES: Fifth-year senior and Ray Guy Award candidate entered 2018 in his fourth year as the starting punter . . . suffered a lower leg injury in the fourth quarter at Arizona State on Sept. 8 and will miss the rest of the season; will apply for a sixth year of eligibility in 2019 . . . three-year letterwinner is just the third starting punter in the Mark Dantonio era (Aaron Bates: 2007-10; Mike Sadler: 2011-14) . . . ranks seventh on MSU's career average yards per punt list (42.1 ypp) . . . also ranks 10th in MSU history in both punting yards (7,833) and punts (186) . . . has 38 punts of 50-plus yards . . . has placed 71 of 186 career punts (.382) inside the 20 and 37 inside the 10 (.201) . . . punted career-high 11 times for career-best 430 yards vs. No. 7 Michigan (10/7/17) . . . had banner day vs. Iowa (9/30/17) with career-high five inside the 20, including four inside the 10, and all five were not returned . . . has pinned four inside the 20 in a game twice, both against Maryland (11/14/15 at home and 10/22/16 at Maryland) . . . has five punts of 60+ yards for career (60 vs. Nebraska, 11/7/15; 61 vs. Iowa, 12/5/15 and 61 vs. Northwestern, 10/15/16, 62 vs. Indiana, 10/21/17 and career-long 74 vs. Arizona State, 9/8/18) . . . three-time Academic All-Big Ten selection . . . was one of 10 Spartans to help volunteer with the Hurricane Harvey relief efforts during the bye weekend (Sept. 15-17, 2017) in Houston and was Michigan State's 2017 nominee for the Wuerffel Trophy.

2018 SEASON (SENIOR): Suffered a lower leg injury in the fourth quarter at Arizona State and is out for the season . . . booted four punts for a career-best 53.5 ypp average with a career-long 74-yard punt at Arizona State, being downed at the 6, one of two inside the 20 as well as one of two of 50+ yards, adding a 52-yarder, before suffering injury . . . the 74-yard punt is the second-longest in FBS this season, behind a 79-yarder by Tyler Sumpter of Troy, and is also tied for the eighth-longest punt in MSU history . . . punted twice in season opener vs. Utah State with a 39.5 yards per punt average with a long of 49 yards

HARTBARGER'S CAREER HIGHS

Punts: 11, vs. Michigan (10/7/17)
Punting Yards: 430, vs. Michigan (10/7/17)
Punting Avg. (Min. 4): 53.5, vs. Arizona State (9/8/18)
Punts Inside 20: 5, vs. Iowa (9/30/17)
Punts Inside 10: 4, vs. Iowa (9/30/17)
Longest Punt: 74, vs. Arizona State (9/8/18)

HARTBARGER'S STATISTICS

PUNTING	G	NO.	YDS.	AVG.	LG	I20	I10	50+
2015	14	57	2434	42.7	61	21	10	17
2016	12	54	2211	40.9	61	20	11	7
2017	13	69	2895	42.0	62	28	15	12
2018	2	6	293	48.4	74	2	1	2
Career	31	186	7833	42.1	74	71	37	38

HARTBARGER'S GAME-BY-GAME STATISTICS

2015								
PUNTING	NO.	YDS	AVG	LG	I20	I10	50+	
Western Michigan	4	189	47.2	55	2	1	2	
Oregon	5	257	51.4	55	1	0	4	
Air Force	3	133	44.3	52	1	1	2	
Central Michigan	3	119	39.7	46	2	1	0	
Purdue	5	207	41.4	52	2	1	1	
Rutgers	2	35	17.5	24	0	0	0	
Michigan	1	33	33.0	33	0	0	0	
Indiana	4	170	42.5	56	1	1	1	
Nebraska	3	135	45.0	60	1	1	1	
Maryland	7	297	42.4	56	4	2	2	
Ohio State	5	202	40.4	51	3	1	1	
Penn State	2	83	41.5	44	1	0	0	
Iowa	4	163	40.8	61	2	0	1	
Alabama	9	411	45.7	54	1	1	1	
Totals	57	2434	42.7	61	21	10	17	

2016								
PUNTING	NO.	YDS	AVG	LG	I20	I10	50+	
Furman	3	134	44.7	58	3	2	1	
Notre Dame	7	266	38.0	42	2	2	0	
Wisconsin	3	153	51.0	57	1	0	2	
Indiana	5	197	39.4	59	1	1	1	
BYU	5	189	37.8	42	0	0	0	
Northwestern	5	231	46.2	61	3	2	1	
Maryland	4	131	32.8	46	4	1	0	
Michigan	1	49	49.0	49	0	0	0	
Illinois	4	146	36.5	44	2	2	0	
Rutgers	5	199	39.8	48	1	0	0	
Ohio State	7	284	40.6	53	2	1	1	
Penn State	5	232	46.4	58	1	0	1	
Totals	54	2211	40.9	61	20	11	7	

2017								
PUNTING	NO.	YDS	AVG	LG	I20	I10	50+	
Bowling Green	6	294	49.0	57	3	1	3	
Western Michigan	6	232	38.7	47	2	2	0	
Notre Dame	3	147	49.0	57	0	2	1	
Iowa	5	193	38.6	50	5	4	1	
Michigan	11	430	39.1	49	3	0	0	
Minnesota	2	72	36.0	48	1	0	0	
Indiana	8	370	46.2	62	3	2	2	
Northwestern	4	167	41.8	47	2	1	0	
Penn State	6	232	38.7	47	2	2	0	
Ohio State	8	364	45.5	58	3	0	2	
Maryland	7	261	37.3	54	3	1	1	
Rutgers	1	52	52.0	52	0	0	1	
Washington State	2	81	40.5	52	1	0	1	
Totals	69	2895	42.0	62	28	15	12	

2018								
PUNTING	NO.	YDS	AVG	LG	I20	I10	50+	
Utah State	2	79	39.5	49	0	0	0	
Arizona State	4	214	53.5	74	2	1	2	
Indiana			-DNP-INJURY-					
Central Michigan			-DNP-INJURY-					
Northwestern			-DNP-INJURY-					
Totals	6	293	48.8	74	2	1	2	

FR

WR

4

C.J. HAYES

Bowling Green, KY | South Warren HS

6-1 // 205 // RS

CAREER NOTES: Second-year player provides depth at wide receiver.

2018 SEASON (REDSHIRT FRESHMAN): Has played in three games . . . made first catch of Spartan career in Northwestern game, for 13 yards.

HAYES' STATISTICS

RECEIVING	REC.	YDS.	AVG.	TD	LG	YPG
2018	1	13	13.0	0	13	6.5

2018 SPARTAN FOOTBALL GAME NOTES



CAREER NOTES: Talented, versatile athlete made an immediate contribution as running back and kick returner as a true freshman and will look to have an expanded role as a sophomore in 2018 . . . played five positions (QB, WR, RB, S, P) in high school . . . his late father, Craig, played college football at Pittsburgh before spending 11 years in the NFL with New Orleans (1988-1991), Chicago (1992), Atlanta (1994-95), St. Louis (1997) and Indianapolis (1998); he rushed for 4,301 career yards and was a Pro Bowl selection in 1995 with the Falcons . . . his oldest brother, Cameron, was a 2011 NFL first-round draft choice (No. 31 overall) out of Ohio State and just finished his seventh season in the NFL with the Steelers (2011-17) as a defensive end . . . also has an older brother, Corey, who played basketball at Georgia Tech (2013-17).

2018 SEASON (SOPHOMORE): Leads MSU in rushing with 50 carries for 191 yards (3.8 ypc/31.8 ypg) with three TDs, along with 20 catches for 125 yards (6.2 ypc) and seven kick returns for 143 yards (20.4 ypg), averaging 76.5 all-purpose yards per game . . . started at running back at Penn State, making fourth consecutive start, and tallied 79 all-purpose yards on 44 yards rushing on eight carries, including career-long 26-yard rush, adding four catches for 20 yards and one kick return for 15 yards . . . started Northwestern game for his third start in a row at running back, logging career-high seven catches for 30 yards, along with five carries for 12 yards, adding two kick returns for 29 yards, finishing with 71 all-purpose yards . . . made second straight start by opening Central Michigan game at running back, and rushed for a career-high 48 yards on 15 carries, scoring third rushing TD of the season on a 2-yard run in the third quarter . . . also led MSU and tied a career high with four receptions (16 yards) . . . finished game with 100 all-purpose yards (48 receiving; 36 kick return; 16 receiving) . . . was named to the Pro Football Focus Big Ten Team of the Week for his performance against the Chippewas . . . made first start of career in Indiana game and rushed career-high 12 times for 23 yards, along with one catch for 16 yards . . . posted career-highs for receptions and receiving yards with four catches for 43 yards at Arizona State, with as many catches in game as he had in career coming into contest; added team-leading 22 yards on five carries . . . rushed for a career-high 42 yards on five carries (8.4 avg.) vs. Utah State . . . he scored the first two rushing TDs of his career (17 yards with 9:06 left in the third quarter; game-winning 13-yarder with two minutes left in fourth quarter) . . . he finished with 105 all-purpose yards (63 kick return yards).

HEYWARD'S CAREER HIGHS

Rushing Attempts: 15, vs. Central Michigan (9/29/18)
Rushing Yards: 48, vs. Central Michigan (9/29/18)
Rushing TDs: 2, vs. Utah State (8/31/18)
Receptions: 7, vs. Northwestern (10/6/18)
Receiving Yards: 43, vs. Arizona State (9/8/18)
Receiving TDs: 1, vs. Rutgers (11/25/17)
Kick Returns: 7, vs. Ohio State (11/11/17)
Kick Return Yards: 115, vs. Minnesota (10/14/17)
Punt Returns: 1, vs. Minnesota (10/14/17)
Punt Return Yards: 6, vs. Minnesota (10/14/17)

HEYWARD'S STATISTICS

RUSHING	G/GS	ATT	YDS.	AVG.	TD	LG	YPG
2017	12/0	3	10	3.3	0	3	0.9
2018	6/4	50	191	3.8	3	26	31.8
Career	18/4	53	201	3.8	3	26	11.2

RECEIVING	REC.	YDS.	AVG.	TD	LG	YPG
2017	4	13	3.2	1	7	1.2
2018	20	125	6.2	0	22	20.8
Career	24	138	5.8	1	22	7.7

PUNT RETURNS	ATT	YDS.	AVG.	TD	LG
2017	1	6	6.0	0	6
2018	0	0	0.0	0	0
Career	1	6	6.0	0	6

KICK RETURNS	ATT	YDS.	AVG.	TD	LG
2017	20	436	21.8	0	55
2018	7	143	20.4	0	36
Career	27	579	21.4	0	55

ALL PURPOSE	RUSH	REC	PR	KR	TOTAL	YPG
2017	10	13	6	436	465	38.8
2018	191	125	0	143	459	76.5
Career	201	138	6	579	924	51.3

HEYWARD'S GAME-BY-GAME STATISTICS

2018 RUSHING	ATT	YDS	TD	LG
Utah State	5	42	2	17
Arizona State	5	22	0	11
Indiana	12	23	0	6
Central Michigan	15	48	1	7
Northwestern	5	12	0	12
Penn State	8	44	0	26
Totals	51	191	3	26

2018 RECEIVING	NO.	YDS	TD	LG
Utah State	0	0	0	0
Arizona State	4	43	0	22
Indiana	1	16	0	16
Central Michigan	4	16	0	12
Northwestern	7	30	0	15
Penn State	4	20	0	11
Totals	20	125	0	22

2018 ALL-PURPOSE	RUSH	REC	PR	KR	TOT
Utah State	42	0	0	63	105
Arizona State	22	43	0	0	65
Indiana	23	16	0	0	39
Central Michigan	48	16	0	36	100
Northwestern	12	30	0	29	71
Penn State	44	20	0	15	79
Totals	191	125	0	143	459 / 76.5 ypg



2018 SPARTAN FOOTBALL GAME NOTES



CAREER NOTES: Fourth-year player will once again be a significant contributor on the offensive line in 2018 for the Spartans with versatility to play any position along line . . . has played in 28 career games, with 19 career starts, including 14 at left guard (six in 2016, seven in 2017, one in 2018), three at left tackle (three in 2018) and two at center (two in 2018) . . . was one of 10 Spartans to help volunteer with the Hurricane Harvey relief efforts during the bye weekend (Sept. 15-17, 2017) in Houston.

2018 SEASON (JUNIOR): Has started all six games (first two games at center, next three games at left tackle, last one at left guard) . . . has played 364 snaps, second most on the offensive line . . . started game at Penn State at left guard, playing unit best all 89 offensive plays, and posted 2.5 knockdowns . . . started against Northwestern for third straight game at left tackle, registering 38 snaps . . . made second straight start at left tackle in Central Michigan game, logging 53 plays and notching one knockdown . . . started at left tackle for first time in career at Indiana, playing 63 total plays, posting two knockdowns . . . started Arizona State game at center, playing 57 snaps, logging one knockdown . . . started at center in Utah State game and was in 61 plays, registering four knockdowns, which tied for tops along the offensive line; also played left tackle against the Aggies.



CAREER NOTES: Second-year walk-on joined the team in September 2017 . . . took over as the starting punter following Jake Hartbarger's injury in the second game at Arizona State . . . is also the team's back-up kickoff specialist and placekicker . . . played multiple positions in high school, including quarterback.

2018 SEASON (REDSHIRT FRESHMAN): Has started the last four games (Indiana, Central Michigan, Northwestern, Penn State) at punter . . . averaging 39.5 yards per punt (25 punts for 987 yards), including 11 inside the 20 . . . has punted a career-high number of times in each of the last two games . . . punted a career-high 10 times at Penn State with a 40.4 ypp average with a long of 49 yards and three inside the 20, including two inside the 10, with being downed at the 2 and the other the 8 . . . placed a career-high five of seven punts inside the 20 against Northwestern, averaging 40.9 yards on seven punts, including a career-long 63-yarder . . . pinned three of his four punts inside the 20 vs. Central Michigan, averaging 35.5 ypp, including a 48-yarder . . . in his collegiate debut at Indiana, punted four times for 155 yards (38.8 avg.).

HUNT'S CAREER HIGHS

Punts: 10, vs. Penn State (10/13/18)

7, vs. Northwestern (10/6/18)

Punting Yards: 404, vs. Penn State (10/13/18)

Punting Avg. (Min. 4): 40.9, vs. Northwestern (10/6/18)

Punts Inside 20: 5, vs. Northwestern (10/6/18)

Longest Punt: 63, vs. Northwestern (10/6/18)

HUNT'S STATISTICS

PUNTING	G	NO.	YDS.	AVG.	LG	I20	I10	50+
2018	4	25	987	39.5	63	11	2	1

HUNT'S GAME-BY-GAME STATISTICS

2018	NO.	YDS	AVG	LG	I20	I10	50+
Utah State			-DNP-				
Arizona State			-DNP-				
Indiana	4	155	38.8	46	0	0	0
Central Michigan	4	142	35.5	48	3	0	0
Northwestern	7	286	40.9	63	5	0	1
Penn State	10	404	40.4	49	3	2	0
Totals	25	987	39.5	63	11	2	1

2018 SPARTAN FOOTBALL GAME NOTES



CAREER NOTES: Promising second-year player returns as the starting right guard in 2018 . . . has seen action in 16 career games, having streak of 13 consecutive starts halted by missing Central Michigan game after suffering injury at Indiana and has been out of action since . . . started the most games (10) of any true freshman offensive lineman in the Mark Dantonio era.

2018 SEASON (SOPHOMORE): Has started three games at right guard . . . missed the last three games (Central Michigan, Northwestern and Penn State) with an injury . . . started game at Indiana at right guard, registering 37 plays, posting unit bests of three dominators and 2.5 knockdowns . . . started Arizona State game at right guard, playing 66 snaps, leading the offensive line unit with eight knockdowns . . . started at right guard against Utah State, playing 78 snaps to lead the offensive line and posting unit-best four dominators along with two knockdowns.



CAREER NOTES: Talented, promising versatile athlete who will look to make an immediate contribution as running back as a true freshman . . . was a quarterback in high school . . . named 2017 Michigan Mr. Football.

2018 SEASON (FRESHMAN): Has 47 carries for 185 yards (3.9 ypc/37.0 ypg) with two TDs in playing five games . . . led MSU on the ground with career highs in rushing yards (60) and carries (15) at Penn State, scoring MSU's first TD of the game on a 1-yard run in the second quarter, along with career-long 27-yard run . . . tallied six carries for 15 yards in Northwestern game, adding two catches for 8 yards . . . in just third collegiate game, ran for 56 yards on 13 carries, including his first-career touchdown, a 2-yard run in the third quarter that gave MSU a 31-3 lead over Central Michigan . . . rushed 10 times for 34 yards at Indiana . . . had three carries for 20 yards at Arizona State in Spartan debut.

JEFFERSON'S CAREER HIGHS

Rushing Attempts: 15, vs. Penn State (10/13/18)

Rushing Yards: 60, vs. Penn State (10/13/18)

Rushing TD: 1, twice (last vs. Penn State, 10/13/18)

JEFFERSON'S STATISTICS

RUSHING	G/GS	ATT	YDS.	AVG.	TD	LG	YPG
2018	5/0	47	185	3.9	2	27	37.0

RECEIVING	REC.	YDS.	AVG.	TD	LG	YPG
2018	4	12	3.0	0	8	2.4

JEFFERSON'S GAME-BY-GAME STATISTICS

2018	ATT	YDS	TD	LG
RUSHING				
Utah State		-DNP-		
Arizona State	3	20	0	5
Indiana	10	34	0	6
Central Michigan	13	56	1	15
Northwestern	6	15	0	9
Penn State	15	60	1	27
Totals	47	185	2	27



2018 SPARTAN FOOTBALL GAME NOTES



CAREER NOTES: Talented third-year player and two-year letterwinner has played in 28 career games, including 20 starts at cornerback . . . has even 100 career tackles, ranking fifth among active Spartans . . . has three tackles for loss (10 yards) . . . has 13 career pass break-ups, including at least one in eight of last 12 games played . . . leads active players with 13 pass break-ups and 16 passes defended by snaring three career interceptions . . . began his Spartan career as a wide receiver before transitioning to cornerback midway through his first season in 2016.

2018 SEASON (JUNIOR): Ranks tied for second in the B1G in solo stops (32), as well as tied for 15th in tackles per game (7.0) and tied for 16th in total tackles (41) . . . also tied for 15th in league in passes defended (5) and tied for 16th in passes defended per game (0.8), ranking tied for 18th with four pass break-ups, to go with one interception . . . leads secondary and ranks second on defense with 42 tackles (32 solo, 10 assists) with four pass break-ups and one interception . . . second among defensive backs and eighth overall on defense with 47 production points . . . tackle total had a progressive increase in five straight games dating back to last season, including by one in the three previous game before jumping by two with season-high nine tackles in Central Michigan game, before posting eight against Northwestern, notching seven at Penn State to give him seven or more stops in each of the last four games . . . started at Penn State and posted seven tackles and one pass break-up, logging 11 production points, all in playing all 64 defensive snaps . . . started Northwestern game and posted team-high tying eight stops with one tackle for loss, for first TFL of the season . . . notched team-best nine tackles against Central Michigan, adding interception and pass break-up . . . started game at Indiana at cornerback, posting seven stops . . . started Arizona State game at cornerback, tallying six stops and one pass break-up . . . started at cornerback against Utah State, logging five tackles and one pass break-up.

LAYNE'S CAREER HIGHS

Tackles: 10, vs. Indiana (10/21/17)

Pass Break-Ups: 3, vs. Maryland (11/18/17)

Interceptions: 1, three times (last vs. Central Michigan, 9/29/18)

Forced Fumbles: 1, vs. Michigan (10/7/17)

Tackles For Loss: 1.5, vs. Rutgers (11/12/16)

LAYNE'S STATISTICS

	G/GS	UT	AT	TM	TFL	SACKS	INT	PBU	FR	FF
2016	9/5	11	7	18	1.5-7	0-0	1-43	1	0	0
2017	13/9	24	16	40	0.5-2	0-0	1-0	8	0	1
2018	6/6	32	10	42	1.0-1	0-0	1-6	4	0	0
Career	28/20	67	33	100	3.0-10	0-0	3-49	13	0	1

LAYNE'S GAME-BY-GAME STATISTICS

2016

DEFENSE	UT	AT	TM	TFL	SACKS	INT	PBU	FR	FF
Furman				-DNP-					
Notre Dame				-DNP-					
Wisconsin				-DNP-					
Indiana	0	0	0	0-0	0-0	0-0	0	0-0	0
BYU	0	0	0	0-0	0-0	0-0	0	0-0	0
Northwestern	1	2	3	0-0	0-0	1-43	0	0-0	0
Maryland	2	2	4	0-0	0-0	0-0	0	0-0	0
Michigan	2	0	2	0-0	0-0	0-0	0	0-0	0
Illinois	1	0	1	0-0	0-0	0-0	0	0-0	0
Rutgers	1	2	3	1.5-7	0-0	0-0	0	0-0	0
Ohio State	1	1	2	0-0	0-0	0-0	0	0-0	0
Penn State	3	0	3	0-0	0-0	0-0	0	0-0	0
Totals	11	7	18	1.5-7	0-0	1-43	0	0-0	0

2017

DEFENSE	UT	AT	TM	TFL	SACKS	INT	PBU	FR	FF
Bowling Green	0	0	0	0-0	0-0	0-0	0	0-0	0
Western Michigan	1	0	1	0-0	0-0	0-0	0	0-0	0
Notre Dame	2	3	5	0.5-2	0-0	0-0	0	0-0	0
Iowa	0	2	2	0-0	0-0	0-0	0	0-0	0
Michigan	4	1	5	0-0	0-0	0-0	0	0-0	1
Minnesota	1	1	2	0-0	0-0	0-0	0	0-0	0
Indiana	6	4	10	0-0	0-0	0-0	1	0-0	0
Northwestern	2	0	2	0-0	0-0	0-0	0	0-0	0
Penn State	2	0	2	0-0	0-0	0-0	2	0-0	0
Ohio State	2	1	3	0-0	0-0	1-0	2	0-0	0
Maryland	3	2	5	0-0	0-0	0-0	3	0-0	0
Rutgers	0	0	0	0-0	0-0	0-0	0	0-0	0
Washington State	1	2	3	0-0	0-0	0-0	0	0-0	0
Totals	24	16	40	0.5-2	0-0	1-0	8	0-0	1

2018

DEFENSE	UT	AT	TM	TFL	SACKS	INT	PBU	FR	FF
Utah State	4	1	5	0-0	0-0	0-0	1	0-0	0
Arizona State	4	2	6	0-0	0-0	0-0	1	0-0	0
Indiana	6	1	7	0-0	0-0	0-0	0	0-0	0
Central Michigan	8	1	9	0-0	0-0	1-6	1	0-0	0
Northwestern	6	2	8	1.0-1	0-0	0-0	0	0-0	0
Penn State	4	3	7	0-0	0-0	0-0	1	0-0	0
Totals	32	10	42	1.0-1	0-0	1-6	4	0-0	0

2018 SPARTAN FOOTBALL GAME NOTES



CAREER NOTES: Fourth-year player is in his second season as the starting quarterback in 2018 . . . ranked among the Top 10 quarterbacks in the nation (No. 8) by Sporting News . . . named to watch lists for the Walter Camp Player of the Year, Maxwell Award (college player of the year) and the Davey O'Brien Award (national quarterback of the year) . . . ranked one of the Big Ten's best players (No. 9) by CollegeFootballNews.com . . . named preseason All-Big Ten by Athlon Sports (second team) . . . two-year letterwinner has played in 23 career games, including 21 starts (14-7 record) . . . has engineered four fourth-quarter comebacks in his career (2017: Indiana and Penn State; 2018: Utah State and Penn State) . . . has completed 58.9 percent of his passes (412-of-699) in his career for 4,761 yards, with 30 touchdowns and 15 interceptions, while rushing for 791 yards on 200 career carries (4.0 ypc) with seven touchdowns . . . has 5,522 yards of total offense, which ranks No. 7 on MSU's career total offense list, becoming just the eighth MSU QB to reach the 5,000 yards of career total offense mark . . . became the 10th MSU QB with 400 career pass completions . . . is also No. 13 on career total offense yards per play (6.18) . . . is also No. 3 for career passing yards per game (207.0), one of just five MSU QBs to average more than 200 ypg . . . is also No. 9 on career list for passing TDs (30), plus No. 10 for career passing completion percentage (.589), No. 10 on career list for pass completions (412), No. 10 for pass attempts (699), No. 10 for passing yards (4,761) and No. 14 for pass efficiency (126.0) . . . became the 13th Spartan QB for pass attempts and pass completions, along with the 16th Spartan QB to reach the 3,000 career passing yards plateau and the 12th to hit 4,000 career passing yards . . . one of three team captains . . . member of the team's Eagles leadership council.

2018 SEASON (JUNIOR): Voted one of three team captains in vote by team . . . ranks fourth in the B1G and 24th in FBS in passing yards/game (264.5 ypg), as well as fifth in the conference and 33rd in the nation in passing yards (1,587), sixth in the league and 31st in the nation in total offense (278.3 ypg), along with 10th in the conference in passing efficiency (124.8), eighth in both yards per pass attempt (7.05) and points responsible for/game (10.3) and 10th in passing yards/completion (11.76) . . . is 135-of-225 (.600) for 1,587 yards with eight TDs and seven INTs on the season . . . completed 24-of-52 passes for 259 yards and two touchdowns, both to Felton Davis III . . . marked his 12th career 200-yard passing game, and the fifth this season . . . has thrown for 659 yards and four TDs against Penn State the past two seasons . . . totaled 340 yards of total offense against Northwestern, passing for 31-of-51 for a season-high 329 yards with one TD and one INT, while rushing for 11 yards on seven carries . . . the 51 passes tied for ninth most by a Spartan QB in a single game, while the 31 completions tied for seventh most in an MSU single game . . . accounted for 224 total yards in Central Michigan game, tallying 16-of-25 passing for 185 yards and rushed for 39 yards on eight carries . . . recorded second multi-TD rushing game of career, running for scores of 3 yards and 5 yards in the second quarter . . . registered ninth 200-yard passing game of career, completing 14-of-25 passes for 213 yards, two TDs and two INTs at Indiana . . . also had first career reception on a pass from Cody White in the third quarter . . . also the team's holder, ran an option pitch on a fake field goal to placekicker Matt Coghlin, who ran in for a 6-yard TD in the third quarter that put MSU on top, 28-7, and earned MSU Special Units Co-Player of the Week honors . . . in return to home state, was 27-of-39 for 314 yards with one TD and one INT at Arizona State . . . the 314 yards was the fourth-highest passing outing of his career . . . completed 23-of-33 passes for 287 yards and two touchdowns in opener against Utah State . . . it marked his eighth career 200-yard passing game and the fourth-highest total of his career . . . he also had 10 rushes for 31 yards on the ground to total 318 yards of offense.

LEWERKE'S CAREER HIGHS

Pass Completions: 39, vs. Northwestern (10/28/17)*
 Pass Attempts: 57, vs. Northwestern (10/28/17)
 Passing Yards: 445, vs. Northwestern (10/28/17)*
 Passing TDs: 4, vs. Northwestern (10/28/17)
 Longest Pass: 60, vs. Northwestern (10/28/17)
 Rushing Yards: 81, vs. Western Michigan (9/9/17)
 Longest Rush: 61, vs. Western Michigan (9/9/17)
 Rushing TDs: 2, twice (last vs. Central Michigan, 9/29/18)
 Total Offense: 475, vs. Northwestern (10/28/17)*
 * school record

LEWERKE'S STATISTICS

PASSING	G/GS	COMP	ATT	INT	PCT	YDS	YPG	TD	LG
2016	4/2	31	57	1	.544	381	95.2	2	34
2017	13/13	246	417	7	.590	2,793	214.8	20	60
2018	6/6	135	225	7	.600	1,587	264.5	8	40
Career	23/21	412	699	15	.589	4,761	207.0	30	60

RUSHING	NO.	YDS.	AVG.	TD	LG	YPG
2016	21	149	7.1	0	24	37.2
2017	124	559	4.5	5	61	43.0
2018	55	83	1.5	2	27	13.8
Career	200	791	4.0	7	61	34.4

LEWERKE'S GAME-BY-GAME STATISTICS

2016	PASSING	COMP	ATT	INT	PCT	YDS	TD	LG
Furman				-DNP-				
Notre Dame				-DNP-				
Wisconsin	2	4		0	.500	26	0	16
Indiana				-DNP-				
BYU				-DNP-				
Northwestern	12	19		0	.632	99	1	33
Maryland	11	24		1	.458	156	0	24
Michigan	6	10		0	.600	100	1	34
Illinois				-DNP-INJURY-				
Rutgers				-DNP-INJURY-				
Ohio State				-DNP-INJURY-				
Penn State				-DNP-INJURY-				
Totals	31	57		1	.544	381	2	34

2016	RUSHING	ATT	YDS	TD	LG
Furman			-DNP-		
Notre Dame			-DNP-		
Wisconsin	1	16	0		16
Indiana			-DNP-		
BYU			-DNP-		
Northwestern	7	30	0		24
Maryland	10	79	0		18
Michigan	3	24	0		24
Illinois			-DNP-INJURY-		
Rutgers			-DNP-INJURY-		
Ohio State			-DNP-INJURY-		
Penn State			-DNP-INJURY-		
Totals	21	149	0		24



2018 SPARTAN FOOTBALL GAME NOTES

2017

PASSING	COMP	ATT	INT	PCT	YDS	TD	LG
Bowling Green	22	33	0	.667	250	3	40
Western Michigan	13	21	1	.619	161	1	25
Notre Dame	31	51	1	.608	340	2	25
Iowa	18	28	0	.643	212	2	31
Michigan	11	22	0	.500	94	1	30
Minnesota	9	18	1	.500	120	0	26
Indiana	16	29	0	.552	185	1	34
Northwestern	39	57	1	.684	445	4	61
Penn State	33	56	1	.589	400	2	36
Ohio State	18	36	2	.500	183	0	19
Maryland	2	14	0	.143	20	0	12
Rutgers	21	31	0	.677	222	1	24
Washington State	13	21	0	.619	213	3	49
Totals	246	417	7	.590	2,793	20	60

2017

RUSHING	ATT	YDS	TD	LG
Bowling Green	8	69	0	22
Western Michigan	9	81	2	61
Notre Dame	9	56	0	52
Iowa	12	42	0	15
Michigan	15	61	1	14
Minnesota	4	9	0	5
Indiana	9	-5	0	8
Northwestern	10	30	0	19
Penn State	7	25	0	15
Ohio State	10	2	0	16
Maryland	5	63	1	25
Rutgers	12	53	1	16
Washington State	14	73	0	19
Totals	124	559	5	61

2018

PASSING	COMP	ATT	INT	PCT	YDS	TD	LG
Utah State	23	33	1	.697	287	2	40
Arizona State	27	39	1	.692	314	1	31
Indiana	14	25	2	.560	213	2	32
Central Michigan	16	25	1	.600	185	0	37
Northwestern	31	51	1	.608	329	1	27
Penn State	24	52	1	.462	259	2	25
Totals	135	225	7	.600	1,587	8	40

2018

RUSHING	ATT	YDS	TD	LG
Utah State	10	31	0	27
Arizona State	8	-12	0	6
Indiana	10	-6	0	13
Central Michigan	8	39	2	10
Northwestern	7	11	0	10
Penn State	12	20	0	12
Totals	55	83	2	27



CAREER NOTES: Fifth-year senior returns in 2018 as the starting fullback . . . has played in 19 career games, including six starts . . . former walk-on was awarded a scholarship in the spring of 2017 . . . Academic All-Big Ten honoree . . . earned Big Ten Distinguished Scholar honors.

2018 SEASON (SENIOR): Has played in four games . . . missed Central Michigan and Northwestern games due to injury . . . returned to action at Penn State after missing previous two games and blocked for offense that amassed 418 yards of total offense, including 123 yards rushing and 34:12 time of possession, the most in a B1G game by MSU this season . . . was primary blocking fullback at Indiana for offense that posted 350 yards of total offense, including 131 rushing yards and a 31:23 time of possession . . . saw action at Arizona State, blocking for offense that tallied 346 yards of total offense and had a 32:05 time of possession . . . started opener vs. Utah State, blocking for offense that posted 38 points, on 452 total yards of offense, including posting 37:44 time of possession.

2018 SPARTAN FOOTBALL GAME NOTES



CAREER NOTES: Fifth-year senior and three-year letterwinner will see time in the playing rotation at safety . . . has 81 tackles, with six pass break-ups and one interception in 41 career games with four starts . . . member of the team's Eagles leadership council . . . three-time Academic All-Big Ten selection . . . father Jim was a four-year letterman at Michigan State (1981-84), earning first-team All-Big Ten honors as a linebacker as a senior, and spent nine years in the National Football League with the Chicago Bears (1985-93; Super Bowl XX Champions in 1986) and Green Bay Packers (1993) . . . brother Mike played linebacker at Boston College (three-year letterman; 2007, 2009-10) . . . sister Anna was a three-year letterwinner on the Spartan women's basketball team (2012-14).

2018 SEASON (SENIOR): Has 21 tackles (12 solo, 9 assists) with one interception and one pass break-up on the season . . . tallied three tackles at Penn State, along with a pass break-up on the final play, batting down PSU's Hail Mary attempt to seal the victory for MSU . . . tied season-high with five stops in Central Michigan game . . . saw action at Indiana, tallying two stops . . . snared his first career interception at Arizona State, snaring the pass at the MSU 12-yard line and denying ASU's drive right before halftime, adding five stops, finishing with 14 production points, which led secondary and shared team lead . . . saw action in opener vs. Utah State, posting three tackles.

MORRISSEY'S CAREER HIGHS

Tackles: 11, vs. Notre Dame (9/23/17)

Interceptions: 1, vs. Arizona State (9/8/18)

Pass Break-Ups: 1, six times, (last vs. Penn State, 10/13/18)

MORRISSEY'S STATISTICS

	G/GS	UT	AT	TM	TFL	SACKS	INT	PBU	FR	FF
2015	12/0	3	2	5	0-0	0-0	0	0	0	0
2016	10/1	12	8	20	0-0	0-0	1	0	0	0
2017	13/3	16	19	35	1.5-4	0-0	0-0	4	0	0
2018	6/0	12	9	21	0-0	0-0	1-0	1	0	0
Career	41/4	43	38	81	1.5-4	0-0	1-0	6	0	0

MORRISSEY'S GAME-BY-GAME STATISTICS

2016

DEFENSE	UT	AT	TM	TFL	SACKS	INT	PBU	FR	FF
Furman	0	0	0	0-0	0-0	0-0	0	0-0	0
Notre Dame	2	0	2	0-0	0-0	0-0	0	0-0	0
Wisconsin	1	0	1	0-0	0-0	0-0	0	0-0	0
Indiana	0	0	0	0-0	0-0	0-0	0	0-0	0
BYU	0	1	1	0-0	0-0	0-0	0	0-0	0
Northwestern	3	2	5	0-0	0-0	0-0	0	0-0	0
Maryland	0	0	0	0-0	0-0	0-0	0	0-0	0
Michigan	2	0	0	0-0	0-0	0-0	0	0-0	0
Illinois	3	5	8	0-0	0-0	0-0	1	0-0	0
Rutgers	1	0	0	0-0	0-0	0-0	0	0-0	0
Ohio State				-DNP-INJURED-					
Penn State				-DNP-INJURED-					
Totals	12	8	20	0-0	0-0	0-0	1	0-0	0

2017

DEFENSE	UT	AT	TM	TFL	SACKS	INT	PBU	FR	FF
Bowling Green	0	0	0	0-0	0-0	0-0	0	0-0	0
Western Michigan	4	3	7	1.5-4	0-0	0-0	1	0-0	0
Notre Dame	5	6	11	0-0	0-0	0-0	0	0-0	0
Iowa	0	0	0	0-0	0-0	0-0	1	0-0	0
Michigan	0	1	1	0-0	0-0	0-0	0	0-0	0
Minnesota	2	0	2	0-0	0-0	0-0	1	0-0	0
Indiana	1	2	3	0-0	0-0	0-0	0	0-0	0
Northwestern	1	0	1	0-0	0-0	0-0	0	0-0	0
Penn State	0	0	0	0-0	0-0	0-0	0	0-0	0
Ohio State	1	1	2	0-0	0-0	0-0	0	0-0	0
Maryland	1	2	3	0-0	0-0	0-0	0	0-0	0
Rutgers	0	0	0	0-0	0-0	0-0	0	0-0	0
Washington State	2	3	5	0-0	0-0	0-0	1	0-0	0
Totals	17	18	35	1.5-4	0-0	0-0	4	0-0	0

2018

DEFENSE	UT	AT	TM	TFL	SACKS	INT	PBU	FR	FF
Utah State	0	3	3	0-0	0-0	0-0	0	0-0	0
Arizona State	5	0	5	0-0	0-0	1-0	0	0-0	0
Indiana	2	0	2	0-0	0-0	0-0	0	0-0	0
Central Michigan	1	4	5	0-0	0-0	0-0	0	0-0	0
Northwestern	3	0	3	0-0	0-0	0-0	0	0-0	0
Penn State	1	2	3	0-0	0-0	0-0	1	0-0	0
Totals	12	9	21	0-0	0-0	1-0	1	0-0	0



2018 SPARTAN FOOTBALL GAME NOTES



CAREER NOTES: Talented prospect who will compete for playing time right away as a true freshman.

2018 SEASON (FRESHMAN): Has five carries for 95 yards (19.0 avg.) with one TD and three catches for 34 yards (11.3 avg.) with one TD in three games . . . missed last three games (Central Michigan, Northwestern and Penn State) due to injury . . . had smashing performance at Indiana, scoring first two touchdowns of career, including a 75-yard TD run in the fourth quarter that sealed the win . . . with MSU up 28-21, busted loose for a 75-yard score on MSU's first play from scrimmage after IU cut the lead to seven, and put the Spartans on top, 35-21, with 3:17 left in the game . . . the 75-yard play is MSU's longest offensive play of the season . . . had three carries for 79 yards total . . . also had a 16-yard TD reception in the first quarter that gave MSU a 7-0 lead, part of four different Spartans in game that all scored their first TD of MSU career . . . named the MSU Offensive Player of the Week for his performance in the Indiana game . . . snared one catch for 4 yards and had two carries for 16 yards at Arizona State . . . made Spartan debut in opener vs. Utah State, one of three true freshmen to make debut, and had one catch for 14 yards.

NAILOR'S CAREER HIGHS

Receptions: 1, three times (last vs. Indiana, 9/22/18)

Receiving Yards: 16, vs. Indiana (9/22/18)

Receiving TDs: 1, vs. Indiana (9/22/18)

Rushing Yards: 79, vs. Indiana (9/22/18)

Rushing TDs: 1, vs. Indiana (9/22/18)

Total TDs: 2, vs. Indiana (9/22/18)

NAILOR'S STATISTICS

RECEIVING	G/GS	REC.	YDS.	AVG.	TD	LG	YPG
2018	3/0	3	34	11.3	1	16	11.3

RUSHING	ATT	YDS.	AVG.	TD	LG	YPG
2018	5	95	19.0	1	75	31.7

NAILOR'S GAME-BY-GAME STATISTICS

2018

RECEIVING	NO.	YDS	TD	LG
Utah State	1	14	0	14
Arizona State	1	4	0	4
Indiana	1	16	1	16
Central Michigan	-DNP-INJURY-			
Northwestern	-DNP-INJURY-			
Penn State	-DNP-INJURY-			
Totals	3	34	1	16

RUSHING	ATT	YDS	TD	LG
Utah State	0	0	0	0
Arizona State	2	16	0	9
Indiana	3	79	1	75
Central Michigan	-DNP-INJURY-			
Northwestern	-DNP-INJURY-			
Penn State	-DNP-INJURY-			
Totals	5	95	1	75



CAREER NOTES: Second-year player will see time in the playing rotation and could also see action returning kicks and punts.

2018 SEASON (SOPHOMORE): Has nine catches for 96 yards (10.7 ypc) and two rushes for 2 yards on the season in five games . . . has career-high receptions in each of the last two games . . . more than doubled his season total and nearly matched his career total with career-high five catches for career-best 60 yards at Penn State, along with two punt returns for 11 yards . . . had 11-yard punt return to set up MSU's game-winning drive and also had career-long 21-yard reception and an 11-yard catch during drive, getting MSU across midfield on the first and deep into PSU territory on the second, and setting up game-winning TD . . . tallied career highs by snaring three catches for 31 yards against Central Michigan . . . saw action at Indiana, primarily as kick returner, securing kickoff with a fair catch in fourth quarter after Hoosiers initially lined up for onside kick . . . saw action in opener vs. Utah State, making one catch for 5 yards, marking second-straight season that he had a 5-yard catch in season-opening game.

NELSON'S CAREER HIGHS

Receptions: 5, vs. Penn State (10/13/18)

Receiving Yards: 60, vs. Penn State (10/13/18)

Punt Returns: 2, four times (last vs. Penn State, 10/13/18)

Punt Return Yards: 15, vs. Western Michigan (9/9/17)

NELSON'S STATISTICS

RECEIVING	G/GS	REC.	YDS.	AVG.	TD	LG	YPG
2017	10/0	3	29	9.7	0	23	2.9
2018	5/0	9	96	10.7	0	21	19.2
Career	15/0	12	125	10.4	0	23	8.3

PUNT RETURNS	ATT	YDS.	AVG.	TD	LG
2017	7	34	4.9	0	15
2018	2	11	5.5	0	11
Career	9	45	5.0	0	15

ALL PURPOSE	RUSH	REC	PR	KR	TOTAL	YPG
2017	2	29	34	0	65	6.5
2018	2	96	11	0	109	21.8
Career	4	125	45	0	174	11.6

NELSON'S GAME-BY-GAME STATISTICS

2018

RECEIVING	NO.	YDS	TD	LG
Utah State	1	5	0	5
Arizona State	-DNP-			
Indiana	0	0	0	0
Central Michigan	3	31	0	19
Northwestern	0	0	0	0
Penn State	5	60	0	21
Totals	9	96	0	21

2018 SPARTAN FOOTBALL GAME NOTES



CAREER NOTES: Fifth-year senior and two-year letterwinner has 15 tackles, including one sack and one pass break-up, in 24 career games . . . will see time in the playing rotation along the interior of the defensive line.

2018 SEASON (SENIOR): Has played in all six games (109 total snaps) . . . tallied one pass break-up against Central Michigan . . . posted one tackle at Indiana . . . saw action in opener vs. Utah State, logging one stop.

OWENS' CAREER HIGHS

Tackles: 3, vs. Western Michigan (9/9/17)

Sacks: 1, vs. Michigan (10/7/17)

OWENS' STATISTICS

	G/GS	UT	AT	TM	TFL	SACKS	INT	PBU	FR	FF
2016	6/0	2	0	2	0-0	0-0	0-0	0	0	0
2017	12/0	4	7	11	1-14	1-14	0-0	0	0	0
2018	6/0	2	0	2	0-0	0-0	0-0	1	0	0
Career	24/0	8	7	15	1-14	1-14	0-0	1	0	0



CAREER NOTES: Second-year player looks to build on a strong freshman season from 2017 . . . will see regular time in the playing rotation at defensive end . . . brother, Mike, is a junior defensive tackle on the Spartans.

2018 SEASON (SOPHOMORE): Has played in five games, including four starts . . . has eight tackles, including 1.5 tackle for loss, 0.5 sack and four QB hurries this season . . . started at defensive end at Penn State and tallied two tackles, totalling nine production points . . . started Northwestern game and tallied two tackles with 0.5 sack, teaming up with his brother for a sack, adding one pass break-up and two QB hurries, logging 11 production points; named to Pro Football Focus Big Ten Team of the Week . . . started vs. Central Michigan and logged two tackles, including one TFL and added a QB hurry . . . saw limited action at Indiana in return to action after an injury . . . missed Arizona State game with an injury . . . made first career start in opener vs. Utah State, logging two tackles and posting one QB hurry, which forced an interception.

J. PANASIUK'S CAREER HIGHS

Tackles: 5, vs. Indiana (10/21/17)

Tackles For Loss: 1, four times, (last vs. Central Michigan, 9/29/18)

Sacks: 1, vs. Indiana (10/21/17)

J. PANASIUK'S STATISTICS

	G/GS	UT	AT	TM	TFL	SACKS	INT	PBU	FR	FF
2017	13/0	7	8	15	3.0-12	1-4	0-0	0	0-0	0
2018	5/4	1	7	8	1.5-7	0-0	0-0	1	0-0	0
Career	18/4	8	15	23	4.5-19	1-4	0-0	1	0-0	0

J. PANASIUK'S GAME-BY-GAME STATISTICS

2017

DEFENSE	UT	AT	TM	TFL	SACKS	INT	PBU	FR	FF
Bowling Green	1	2	3	0-0	0-0	0-0	0	0-0	0
Western Michigan	2	0	2	1.0-7	0-0	0-0	0	0-0	0
Notre Dame	0	0	0	0-0	0-0	0-0	0	0-0	0
Iowa	0	0	0	0-0	0-0	0-0	0	0-0	0
Michigan	1	0	1	0-0	0-0	0-0	0	0-0	0
Minnesota	0	0	0	0-0	0-0	0-0	0	0-0	0
Indiana	1	4	5	1.0-4	1.0-4	0-0	0	0-0	0
Northwestern	1	1	2	1.0-1	0-0	0-0	0	0-0	0
Penn State	0	0	0	0-0	0-0	0-0	0	0-0	0
Ohio State	1	0	1	0-0	0-0	0-0	0	0-0	0
Maryland	0	0	0	0-0	0-0	0-0	0	0-0	0
Rutgers	0	1	1	0-0	0-0	0-0	0	0-0	0
Washington State	0	0	0	0-0	0-0	0-0	0	0-0	0
Totals	7	8	15	3.0-12	1-4	0-0	0	0-0	0

2018

DEFENSE	UT	AT	TM	TFL	SACKS	INT	PBU	FR	FF
Utah State	0	2	2	0-0	0-0	0-0	0	0-0	0
Arizona State				-DNP-INJURED-					
Indiana	0	0	0	0-0	0-0	0-0	0	0-0	0
Central Michigan	0	2	2	1.0-1	0-0	0-0	0	0-0	0
Northwestern	0	2	2	0.5-6	0.5-6	0-0	1	0-0	0
Penn State	1	1	2	0-0	0-0	0-0	0	0-0	0
Totals	1	7	8	1.5-7	0.5-6	0-0	1	0-0	0



2018 SPARTAN FOOTBALL GAME NOTES



CAREER NOTES: Third-year player and two-year letterwinner has started 22 consecutive games at defensive tackle, tied for the longest starting streak on the team . . . has 48 tackles, including 6.0 for losses and 1.0 sack, with one interception, in 31 career games . . . his brother, Jacob, is a sophomore defensive end for the Spartans.

2018 SEASON (JUNIOR): Has 3.0 tackles for loss and 0.5 sack as part of nine total stops on the season, adding one interception . . . leads defensive tackles and ranks third on defense overall with 97 production points . . . started at Penn State, posting a pair of tackles and ending with 10 production points . . . started against Northwestern and tallied three tackles, including 0.5 sack, teaming up with his brother for a sack, and adding his first career interception, which set up MSU for TD and going ahead 19-14, finishing with a defensive-best 22 production points . . . started Central Michigan game and logged one pass break-up and one QB hurry, earning MSU Defensive Player of the Week team award . . . tallied career-high two tackles, both for loss, in starting at defensive tackle at Indiana . . . started Arizona State game, marking his 18th consecutive start, and logged one stop . . . started Utah State game and posted one tackle, including half a tackle for loss; ended with 21 production points, which led defensive line and ranked tied for second overall on defense.

M. PANASIUK'S CAREER HIGHS

Tackles: 7, vs. Ohio State (11/29/16)

Tackles For Loss: 2, vs. Indiana (9/22/18)

Sacks: 1, vs. Notre Dame (9/23/17)

Interception: 1, vs. Northwestern (10/6/18)

M. PANASIUK'S STATISTICS

	G/GS	UT	AT	TM	TFL	SACKS	INT	PBU	FR	FF
2016	12/3	8	6	14	0.5-3	0.5-3	0-0	0	0	0
2017	13/13	10	15	25	2.5-5	0-0	0-0	0	0	0
2018	6/6	4	5	9	3.0-12	0.5-6	1-0	1	0	0
Career	31/22	22	26	48	6.0-20	1.0-9	1-0	1	0	0

M. PANASIUK'S GAME-BY-GAME STATISTICS

2016

DEFENSE	UT	AT	TM	TFL	SACKS	INT	PBU	FR	FF
Furman	0	0	0	0-0	0-0	0-0	0	0-0	0
Notre Dame	0	0	0	0-0	0-0	0-0	0	0-0	0
Wisconsin	1	0	1	0-0	0-0	0-0	0	0-0	0
Indiana	2	0	2	0-0	0-0	0-0	0	0-0	0
BYU	0	0	0	0-0	0-0	0-0	0	0-0	0
Northwestern	1	0	1	0-0	0-0	0-0	0	0-0	0
Maryland	0	0	0	0-0	0-0	0-0	0	0-0	0
Michigan	0	0	0	0-0	0-0	0-0	0	0-0	0
Illinois	0	0	0	0-0	0-0	0-0	0	0-0	0
Rutgers	0	0	0	0-0	0-0	0-0	0	0-0	0
Ohio State	3	4	7	0.5-3	0.5-3	0-0	0	0-0	0
Penn State	1	2	3	0-0	0-0	0-0	0	0-0	0
Totals	8	6	14	0.5-3	0.5-3	0-0	0	0-0	0

2017

DEFENSE	UT	AT	TM	TFL	SACKS	INT	PBU	FR	FF
Bowling Green	0	0	0	0-0	0-0	0-0	0	0-0	0
Western Michigan	1	2	3	0.5-1	0-0	0-0	0	0-0	0
Notre Dame	1	3	4	1.0-1	0-0	0-0	0	0-0	0
Iowa	0	1	1	0-0	0-0	0-0	0	0-0	0
Michigan	1	2	3	0-0	0-0	0-0	0	0-0	0
Minnesota	1	0	1	0-0	0-0	0-0	0	0-0	0
Indiana	2	3	5	0-0	0-0	0-0	0	0-0	0
Northwestern	3	0	3	0-0	0-0	0-0	0	0-0	0
Penn State	0	0	0	0-0	0-0	0-0	0	0-0	0
Ohio State	1	2	3	1.0-3	0-0	0-0	0	0-0	0
Maryland	0	1	1	0-0	0-0	0-0	0	0-0	0
Rutgers	0	0	0	0-0	0-0	0-0	0	0-0	0
Washington State	0	1	1	0-0	0-0	0-0	0	0-0	0
Totals	10	15	25	2.5-3	0-0	0-0	0	0-0	0

2018

DEFENSE	UT	AT	TM	TFL	SACKS	INT	PBU	FR	FF
Utah State	0	1	1	0.5-3	0-0	0-0	0	0	0
Arizona State	0	1	1	0-0	0-0	0-0	0	0	0
Indiana	2	0	2	2.0-3	0-0	0-0	0	0	0
Central Michigan	0	0	0	0-0	0-0	0-0	1	0	0
Northwestern	0	3	3	0.5-6	0.5-6	1-0	0	0	0
Penn State	2	0	2	0-0	0-0	0-0	0	0	0
Totals	4	5	9	3.0-12	0.5-6	1-0	1	0	0

2018 SPARTAN FOOTBALL GAME NOTES



CAREER NOTES: Second-year player will compete for playing time at cornerback and special teams.

2018 SEASON (SOPHOMORE): Has played in all six games, including two starts (Central Michigan, Penn State) . . . has nine stops with one sack and one forced fumble, along with one pass break-up . . . started at Penn State and posted one tackle . . . tallied two tackles and one pass break-up against Northwestern . . . had career-high four tackles in Central Michigan game in his first career start . . . started at Arizona State and tallied three tackles, including first career sack and forced fumble, which came on same third-down play, thwarting ASU drive; added one pass break-up, finishing with 12 production points, which was second among secondary and tied for third overall on defense . . . posted three stops vs. Utah State.

PERSON'S CAREER HIGHS

Tackles: 4, vs. Central Michigan (9/29/18)

Tackles For Loss: 1, vs. Arizona State (9/8/18)

Sacks: 1, vs. Arizona State (9/8/18)

Pass Break-Up: 1, vs. Northwestern (10/6/18)

PERSON'S STATISTICS

	G/GS	UT	AT	TM	TFL	SACKS	INT	PBU	FR	FF
2017	6/0	0	4	4	0-0	0-0	0-0	0	0	0
2018	6/2	6	3	9	1.0-9	1.0-9	0-0	1	0	1
Career	12/2	6	7	13	1.0-9	1.0-9	0-0	1	0	1

PERSON'S GAME-BY-GAME STATISTICS

2018

DEFENSE	UT	AT	TM	TFL	SACKS	INT	PBU	FR	FF
Utah State	0	0	0	0-0	0-0	0-0	0	0	0
Arizona State	2	0	2	1.0-9	1.0-9	0-0	0	0	1
Indiana	0	0	0	0-0	0-0	0-0	0	0	0
Central Michigan	2	2	4	0-0	0-0	0-0	0	0	0
Northwestern	1	1	2	0-0	0-0	0-0	1	0	0
Penn State	1	0	1	0-0	0-0	0-0	0	0	0
Totals	6	3	9	1.0-9	1.0-9	0-0	1	0	1



CAREER NOTES: Promising second-year player can play any position on the offensive line and will see regular time in the playing rotation . . . primarily played right tackle during his true freshman season in 2017 . . . has played in 19 career games, including seven starts, which have come in last seven games dating back to last season.

2018 SEASON (SOPHOMORE): Has started all six games at right tackle and has played 450 snaps, most of any Spartan offensive lineman this season . . . has led or shared lead for most offensive snaps amongst offensive linemen in each of the last four games . . . started at right tackle at Penn State, logging 88 offensive snaps and notching one knockdown . . . was starting right tackle in Northwestern game and logged unit-best tying 81 snaps, posting one knockdown . . . started Central Michigan game at right tackle and played unit-best tying 74 snaps . . . was starting right tackle at Indiana, tying for unit-best 66 plays, notching one dominator and two knockdowns . . . started Arizona State game at right tackle, recording 63 snaps and posting one dominator and two knockdowns . . . started opener vs. Utah State at right tackle, playing 72 snaps and posting two dominators and four knockdowns, sharing unit lead.



2018 SPARTAN FOOTBALL GAME NOTES



CAREER NOTES: Fourth-year player and three-year letterwinner looks to lead the Spartans in rushing for the fourth consecutive season in 2018 . . . named to watch lists for the Maxwell Award (college player of the year) and Doak Walker Award (nation's top running back) . . . selected preseason All-Big Ten by Athlon Sports (second team) . . . ranked one of the Big Ten's best players (No. 15) by CollegeFootballNews.com . . . has climbed into the MSU career rushing list top 10, now at No. 10 with 2,694 yards, passing Steve Smith (1977-80) and closing in on Duane Goulbourn (1992-94, '96) . . . is tied for No. 12 on career rushing TDs list with 25, joining Craig Thomas (1990-93) . . . also No. 10 on career rushing attempts with 561, becoming the 14th Spartan with 500 rushing attempts . . . also No. 12 on career rushing yards per game list (67.3 ypg) . . . tied for No. 13 on career touchdowns scored list with 27 (25 rushing, two receiving), matching Scott Greene (1992-95) . . . ranks No. 5 among active FBS career leaders for both all-purpose total plays (600) and carries, No. 11 for rushing yards and tied for No. 12 for rushing TDs . . . has played in 40 career games, including 20 starts . . . has nine career 100-yard rushing games.

2018 SEASON (SENIOR): Did not play in last four games (at Indiana, vs. Central Michigan, vs. Northwestern and at Penn State) due to injury . . . started Arizona State game at tailback and rushed for 19 yards on seven carries and added two catches for 16 yards in injury-shortened action . . . started at tailback in opener vs. Utah State and rushed for game-high 84 yards on 23 carries, adding three catches for 57 yards.

LJ SCOTT'S CAREER HIGHS

Carries: 29, vs. Maryland (11/18/17)

Rushing Yards: 194, vs. Minnesota (10/14/17)

Rushing Touchdowns: 2, six times (last vs. Washington State, 12/28/17)

All-Purpose Yards: 236, vs. Ohio State (11/19/16)

LJ SCOTT'S STATISTICS

RUSHING	G/GS	ATT	YDS.	AVG.	TD	LG	YPG
2015	14/1	146	699	4.8	11	38	49.9
2016	12/10	184	994	5.4	6	61	82.8
2017	12/7	201	898	4.5	8	44	74.6
2018	2/2	30	103	3.4	0	14	51.5
Career	40/20	561	2,694	4.8	25	61	67.3

RECEIVING	REC.	YDS.	AVG.	TD	LG	YPG
2015	3	15	5.0	0	9	1.2
2016	10	147	14.7	1	64	12.2
2017	20	146	7.3	1	26	12.2
2018	5	73	14.6	0	32	36.5
Career	38	381	10.0	2	64	9.5

LJ SCOTT'S GAME-BY-GAME STATISTICS

2015

RUSHING	ATT	YDS	TD	LG
Western Michigan	13	77	0	17
Oregon	11	76	2	38
Air Force	11	23	0	6
Central Michigan	8	54	0	29
Purdue	18	146	2	30
Rutgers	9	42	2	16
Michigan	8	16	2	11
Indiana	11	68	1	26
Nebraska	3	5	0	5
Maryland	2	12	0	15
Ohio State	13	58	0	20
Penn State	11	41	1	7
Iowa	22	73	1	10
Alabama	6	8	0	3
Totals	146	699	11	38

2016

RUSHING	ATT	YDS	TD	LG
Furman	20	105	1	21
Notre Dame	22	98	1	23
Wisconsin	14	61	0	19
Indiana	11	38	0	13
BYU	3	9	0	5
Northwestern	3	25	0	23
Maryland	20	128	1	48
Michigan	22	139	1	40
Illinois	14	50	0	15
Rutgers	20	122	1	22
Ohio State	19	160	1	61
Penn State	16	59	0	11
Totals	184	994	6	61

2017

RUSHING	ATT	YDS	TD	LG
Bowling Green	15	39	0	6
Western Michigan	18	86	1	44
Notre Dame	11	61	0	14
Iowa	14	28	0	9
Michigan	-DNP-INJURED-			
Minnesota	25	194	2	33
Indiana	22	87	1	18
Northwestern	8	16	0	6
Penn State	14	43	1	6
Ohio State	8	30	0	20
Maryland	29	147	1	20
Rutgers	19	57	0	9
Washington State	18	110	2	28
Totals	201	898	8	44

2018

RUSHING	ATT	YDS	TD	LG
Utah State	23	84	0	14
Arizona State	7	19	0	7
Indiana	-DNP-INJURED-			
Central Michigan	-DNP-INJURED-			
Northwestern	-DNP-INJURED-			
Penn State	-DNP-INJURED-			
Totals	30	103	0	14

2018 SPARTAN FOOTBALL GAME NOTES



2018 MICHIGAN STATE FOOTBALL

SO
LB

34

ANTJUAN SIMMONS

Ann Arbor, MI | Pioneer HS

6-0 // 220 // 1L

CAREER NOTES: Second-year linebacker looks to have an expanded role as a sophomore in 2018 . . . has 52 career tackles, nearly evenly split with 25 solo and 27 assists in 19 career games.

2018 SEASON (SOPHOMORE): Has 18 tackles (5 solo, 13 assists) overall and 0.5 tackle for loss, along with one interception in five games . . . also has one kick return for 34 yards . . . tallied two tackles at Penn State . . . posted three tackles with 0.5 TFL against Northwestern . . . tallied four stops against Central Michigan, adding a career-long 34-yard kick return . . . snared first career interception at Indiana, thwarting Hoosier drive that had reached midfield . . . added one stop to finish with 12 production points . . . saw action at Arizona State, tallying one tackle . . . saw action in opener vs. Utah State, tying career-high with seven stops, ranking second among linebackers and tied for second overall on defense.

SIMMONS' CAREER HIGHS

Tackles: 7, twice (last vs. Utah State, 8/31/18)

Tackles For Loss: 1.0, vs. Maryland (11/18/17)

Interceptions: 1, vs. Indiana (9/22/18)

SIMMONS' STATISTICS

	G/GS	UT	AT	TM	TFL	SACKS	INT	PBU	FR	FF
2017	13/0	20	14	34	1.5-1	0-0	0-0	0	0	0
2018	6/0	5	13	18	0.5-2	0-0	1-4	0	0	0
Career	19/0	25	27	52	2.0-3	0-0	1-4	0	0	0

SIMMONS' GAME-BY-GAME STATISTICS

2018	UT	AT	TM	TFL	SACKS	INT	PBU	FR	FF
DEFENSE									
Utah State	2	5	7	0-0	0-0	0-0	0	0	0
Arizona State	1	0	1	0-0	0-0	0-0	0	0	0
Indiana	0	1	1	0-0	0-0	1-4	0	0	0
Central Michigan	1	3	4	0-0	0-0	0-0	0	0	0
Northwestern	1	2	3	0.5-2	0-0	0-0	0	0	0
Penn State	0	2	2	0-0	0-0	0-0	0	0	0
Totals	5	13	18	0.5-2	0-0	1-4	0	0	0

2018 MICHIGAN STATE FOOTBALL

SR
TE

81

MATT SOKOL

Rochester, MI | Adams HS

6-6 // 260 // 3L

CAREER NOTES: Fifth-year senior returns as the team's starting tight end in 2018 . . . three-year letterwinner has played in 45 career games, with 16 starts . . . has 27 catches for 293 yards and one TD . . . member of the team's Eagles leadership council . . . two-time Academic All-Big Ten selection . . . graduated in December 2017 with his bachelor's degree in economics . . . was one of 10 Spartans to help volunteer with the Hurricane Harvey relief efforts during the bye weekend (Sept. 15-17, 2017) in Houston . . . both of his parents were athletes at Army West Point . . . his brother, Mitchell, is a redshirt freshman walk-on linebacker for the Spartans.

2018 SEASON (SENIOR): Has played in all six games, including five starting assignments . . . started at Penn State and had one reception for career-long 25-yards . . . snared season-high two catches for 14 yards against Northwestern . . . started against Central Michigan and had one catch for 6 yards . . . started at Indiana and at Arizona State . . . saw action in opener vs. Utah State and was the team's game day captain.

SOKOL'S CAREER HIGHS

Receptions: 3, twice (last vs. Northwestern, 10/28/17)

Receiving Yards: 35, vs. Notre Dame (9/23/17)

Touchdowns: 1, vs. Bowling Green (9/2/17)

SOKOL'S STATISTICS

RECEIVING	G/GS	REC.	YDS.	AVG.	TD	LG	YPG
2015	14/0	0	0	0.0	0	0	0.0
2016	12/0	2	26	13.0	0	16	2.2
2017	13/11	21	222	10.6	1	22	17.1
2018	6/5	4	45	10.3	0	25	7.5
Career	45/16	27	293	10.9	1	25	6.5

SOKOL'S GAME-BY-GAME STATISTICS

2017	NO.	YDS	TD	LG
RECEIVING				
Bowling Green	3	31	1	13
Western Michigan	1	17	0	17
Notre Dame	2	35	0	18
Iowa	2	24	0	18
Michigan	3	14	0	9
Minnesota	0	0	0	0
Indiana	0	0	0	0
Northwestern	3	30	0	16
Penn State	2	15	0	12
Ohio State	2	10	0	6
Maryland	1	12	0	12
Rutgers	1	22	0	22
Washington State	1	12	0	12
Totals	21	222	1	22

2018	NO.	YDS	TD	LG
RECEIVING				
Utah State	0	0	0	0
Arizona State	0	0	0	0
Indiana	0	0	0	0
Central Michigan	1	6	0	6
Northwestern	2	14	0	9
Penn State	1	25	0	25
Totals	4	45	0	25



2018 SPARTAN FOOTBALL GAME NOTES



CAREER NOTES: Fifth-year player will compete for playing time at flanker . . . can also return punts . . . two-year letterwinner has played in 25 career games, returning to action after missing the entire 2017 season due to a knee injury suffered during preseason camp . . . Academic All-Big Ten honoree.

2018 SEASON (SENIOR): Has total of nine catches for 121 yards (13.4 ypc/20.2 ypg) in six games . . . matched or set career-bests in at least one category in three straight games (at Indiana, vs. Indiana and vs. Northwestern) . . . made second straight start in Penn State game and had one catch for 5 yards to go with three punt returns for 15 yards . . . made first start of career in Northwestern game, snaring career bests of three catches for 59 yards with a career-long 23-yard reception, adding two punt returns for 9 yards . . . tied previous career-high for second time in four games with two catches with a new career-best 29 yards against Central Michigan, highlighted by career-long 20-yard catch; also had a career-long 24-yard punt return, earning MSU Special Units Player of the Week team honor . . . saw action at Arizona State, catching a then-career-long 16-yard reception . . . saw action in opener vs. Utah State, snaring two catches for 12 yards, for his first two catches of Spartan career.

SOWARDS CAREER HIGHS

Receptions: 3, vs. Northwestern (10/6/18)

Receiving Yards: 59, vs. Northwestern (10/6/18)

SOWARDS' STATISTICS

RECEIVING	G/GS	REC.	YDS.	AVG.	TD	LG	YPG
2015	7/0	0	0	0.0	0	0	0.0
2016	12/0	0	0	0.0	0	0	0.0
2017		-DNP-INJURED-					
2018	6/2	9	121	13.4	0	23	20.2
Career	25/2	9	121	13.4	0	23	4.8

PUNT RETURNS	ATT	YDS.	AVG.	TD	LG
2015	0	0	0.0	0	0
2016	15	94	6.3	0	20
2017		-DNP-INJURED-			
2018	6	48	8.0	0	24
Career	21	142	6.8	0	24

SOWARDS' GAME-BY-GAME STATISTICS

2018

RECEIVING	NO.	YDS	TD	LG
Utah State	2	12	0	7
Arizona State	1	16	0	16
Indiana	0	0	0	0
Central Michigan	2	29	0	20
Northwestern	3	59	0	23
Penn State	1	5	0	5
Totals	9	121	0	23

PUNT RETURNS	NO.	YDS	TD	LG
Utah State	0	0	0	0
Arizona State	0	0	0	0
Indiana	0	0	0	0
Central Michigan	1	24	0	24
Northwestern	2	9	0	9
Penn State	3	15	0	9
Totals	6	48	0	24

2018 SPARTAN FOOTBALL GAME NOTES



CAREER NOTES: Fourth-year player and two-year letterwinner returns as a starting wide receiver in 2018 . . . can also return kicks and punts . . . has 68 catches for 672 yards as part of 1,178 all-purpose yards in 27 career games with seven starts . . . has MSU's longest active streak of at least one reception in 17 consecutive games, including 10 games with at least three or more catches, along with seven games of five or more receptions . . . ranks second among active players for receptions, while ranking third in both receiving yards and all-purpose yards . . . was one of 10 Spartans to help volunteer with the Hurricane Harvey relief efforts during the bye weekend (Sept. 15-17, 2017) in Houston . . . attended the same high school of current Spartan wide receivers coach Terrence Samuel.

2018 SEASON (SENIOR): Has played in four games, missing two games (vs. Central Michigan, at Penn State) due to injury . . . has 15 catches for 142 yards (9.5 ypc/35.5 ypg) receiving, adding one carry for 15 yards and two kick returns for 69 yards (34.5 ypr), for 226 total all-purpose yards (56.5 ypg) . . . returned to limited action in Northwestern game after missing CMU game with an injury, and had one catch for 25 yards . . . missed Central Michigan game due to injury . . . tallied two catches for 14 yards at Indiana and had career-long 43-yard kick return, coming on opening kickoff . . . started Arizona State game and registered 58 yards, all on receiving with five catches . . . started opener against Utah State and tallied 96 all-purpose yards, including 55 receiving on team-leading and game-best tying seven catches . . . added 26 kick return yards and 15 yards rushing.

STEWART'S CAREER HIGHS

Receptions: 11, vs. Northwestern (10/28/17)
Receiving Yards: 98, vs. Northwestern (10/28/17)
Carries: 3, three times (last vs. Michigan, 10/7/17)
Rushing Yards: 70, vs. Western Michigan (9/9/17)
Kick Return Yards: 79, vs. Notre Dame (9/23/17)
Kick Return: 43, vs. Indiana (9/22/18)
Punt Return Yards: 15, vs. Bowling Green (9/2/17)
All-Purpose Yards: 159, vs. Western Michigan (9/9/17)

STEWART'S STATISTICS

RUSHING	G/GS	ATT	YDS.	AVG.	TD	LG	YPG
2016	10/1	2	3	1.5	0	1	0.3
2017	13/4	20	140	7.0	0	46	11.7
2018	4/2	1	15	15.0	0	15	3.8
Career	27/7	23	158	6.9	0	46	5.9

RECEIVING	REC.	YDS.	AVG.	TD	LG	YPG
2016	3	29	9.7	0	16	2.9
2017	50	501	10.0	2	40	38.5
2018	15	142	9.5	0	23	35.5
Career	68	672	9.9	2	40	24.9

PUNT RETURNS	ATT	YDS.	AVG.	TD	LG
2016	0	0	0.0	0	0
2017	6	20	3.3	0	10
2018	0	0	0.0	0	0
Career	6	20	3.3	0	10

KICKOFF RETURNS	ATT	YDS.	AVG.	TD	LG
2016	5	107	21.4	0	27
2017	6	152	25.3	0	32
2018	2	69	34.5	0	43
Career	13	328	25.2	0	43

ALL PURPOSE	RUSH	REC	PR	KR	TOTAL	YPG
2016	3	29	0	107	139	13.9
2017	140	501	20	152	813	62.5
2018	15	142	0	69	236	70.3
TOTAL	158	672	20	328	1178	43.6

STEWART'S GAME-BY-GAME STATISTICS

2017

RECEIVING	NO.	YDS	TD	LG
Bowling Green	6	85	0	40
Western Michigan	3	33	0	16
Notre Dame	6	41	1	9
Iowa	2	11	0	8
Michigan	3	42	0	30
Minnesota	1	25	0	25
Indiana	3	27	0	15
Northwestern	11	98	0	23
Penn State	5	65	1	25
Ohio State	2	15	0	8
Maryland	1	8	0	8
Rutgers	5	36	0	12
Washington State	2	15	0	12
Totals	50	501	2	40

2018

RECEIVING	NO.	YDS	TD	LG
Utah State	7	55	0	16
Arizona State	5	58	0	23
Indiana	2	14	0	12
Central Michigan		-DNP-INJURED-		
Northwestern	1	15	0	15
Penn State		-DNP-INJURED-		
Totals	15	142	0	23

ALL-PURPOSE	RUSH	REC	KR	PR	TOT
Bowling Green	28	85	22	15	150
Western Michigan	70	33	51	5	159
Notre Dame	2	41	79	0	122
Iowa	1	11	0	0	12
Michigan	13	42	0	0	55
Minnesota	0	25	0	0	25
Indiana	-2	27	0	0	25
Northwestern	27	98	0	0	125
Penn State	0	65	0	0	65
Ohio State	1	15	0	0	16
Maryland	0	8	0	0	8
Rutgers	0	36	0	0	36
Washington State	0	15	0	0	15
Totals	140	501	152	20	813 / 62.5 ypg

ALL-PURPOSE	RUSH	REC	KR	PR	TOT
Utah State	15	55	26	0	96
Arizona State	0	58	0	0	58
Indiana	0	14	43	0	57
Central Michigan		-DNP-INJURED-			
Northwestern	0	15	0	0	15
Penn State		-DNP-INJURED-			
Totals	15	142	69	0	226 / 56.5 ypg



2018 SPARTAN FOOTBALL GAME NOTES



CAREER NOTES: Fourth-year player will compete for the starting position at Sam line-backer . . . his father, Clarence, also played high school football at King High School . . . Clarence was a three-year letterwinner (1993-95) at Michigan and earned first-team All-Big Ten honors as a safety in 1995; he was selected in the seventh round of the 1997 National Football League Draft (No. 217 overall) by the Indianapolis Colts.

2018 SEASON (JUNIOR): Has 11 total tackles in five games played, with five starts . . . started at Penn State and posted career-high five tackles and first career fumble recovery, logging career-high 15 production points, ranking tied for second among line-backers unit and tied for fourth overall on defense . . . started Northwestern game and tallied two tackles and one QB hurry . . . started against Central Michigan . . . started Indiana game, tying career high with three tackles, matching three stops from Indiana game in 2017 . . . did not play at Arizona State . . . made first start of career in opener vs. Utah State, logging one tackle.

THOMPSON'S CAREER HIGHS

Tackles: 5, vs. Penn State (10/13/18)

Fumble Recovery: 1, vs. Penn State (10/13/18)

THOMPSON'S STATISTICS

	G/GS	UT	AT	TM	TFL	SACKS	INT	PBU	FR	FF
2016	11/0	2	4	6	0-0	0-0	0-0	0	0-0	0
2017	12/0	2	9	11	0.5-2	0-0	0-0	0	0-0	0
2018	5/5	6	5	11	0-0	0-0	0-0	0	1-0	0
Career	28/5	10	18	38	0.5-2	0-0	0-0	0	1-0	0

THOMPSON'S GAME-BY-GAME STATISTICS

2017

DEFENSE	UT	AT	TM	TFL	SACKS	INT	PBU	FR	FF
Bowling Green	0	0	0	0-0	0-0	0-0	0	0-0	0
Western Michigan	0	0	0	0-0	0-0	0-0	0	0-0	0
Notre Dame	0	1	1	0-0	0-0	0-0	0	0-0	0
Iowa	0	0	0	0-0	0-0	0-0	0	0-0	0
Michigan	0	2	2	0.5-2	0-0	0-0	0	0-0	0
Minnesota	0	0	0	0-0	0-0	0-0	0	0-0	0
Indiana	0	3	3	0-0	0-0	0-0	0	0-0	0
Northwestern	0	0	0	0-0	0-0	0-0	0	0-0	0
Penn State	0	2	2	0-0	0-0	0-0	0	0-0	0
Ohio State	2	1	3	0-0	0-0	0-0	0	0-0	0
Maryland	0	0	0	0-0	0-0	0-0	0	0-0	0
Rutgers	0	0	0	0-0	0-0	0-0	0	0-0	0
Totals	2	9	11	0.5-2	0-0	0-0	0	0-0	0

2018

DEFENSE	UT	AT	TM	TFL	SACKS	INT	PBU	FR	FF
Utah State	1	0	1	0-0	0-0	0-0	0	0-0	0
Arizona State				-DNP-					
Indiana	3	0	3	0-0	0-0	0-0	0	0-0	0
Central Michigan	0	0	0	0-0	0-0	0-0	0	0-0	0
Northwestern	0	2	2	0-0	0-0	0-0	0	0-0	0
Penn State	2	3	5	0-0	0-0	0-0	0	1-0	0
Totals	6	5	11	0-0	0-0	0-0	0	1-0	0

2018 SPARTAN FOOTBALL GAME NOTES



CAREER NOTES: Talented second-year player returns as a starting wide receiver in 2018 . . . can also return kicks and punts . . . 37 of 55 total catches have resulted in either a first down or touchdown . . . has two career 100-yard receiving outings . . . his father, Sheldon, is the executive director of player personnel and recruiting for the Spartans and previously worked 19 seasons in the front office with the Detroit Lions; he played defensive back in the NFL for six seasons (1988-93).

2018 SEASON (SOPHOMORE): Suffered a broken hand vs. Central Michigan and is currently out of the lineup; no timetable has been set for his return, although he is expected to play again this season . . . leads MSU in receptions (20), yards (300) and TDs (2) on the season . . . ranks second in the B1G and 61st in FBS in receiving yards/game (75.0) . . . also ranks sixth in conference in receiving yards (300) . . . additionally ranks eighth in B1G and 70th in FBS in receptions/game (5.0) . . . also ranks 11th in league in yards/catch (15.0) . . . also has one pass for 6 yards on season . . . 15 of 20 catches have gone for either a first down or touchdown . . . had two catches for 40 yards with a long of 24 yards vs. Central Michigan, with both going for first downs, before hand injury in second quarter . . . caught four passes for 77 yards at Indiana, with two going for first down . . . also threw first pass of season for 6 yards to Brian Lewerke in third quarter, and added three punt returns for 21 yards . . . started at Arizona State and snared a career-high tying nine catches for 113 yards, including a 31-yard TD reception in the third quarter . . . seven of his nine catches were either good for a first down or touchdown . . . named to Pro Football Focus Big Ten Team of the Week vs. ASU . . . started opener vs. Utah State and posted team-leading 70 receiving yards on five catches, with a long of 40 yards, as well as an 8-yard TD catch in the second quarter . . . four of his five catches went for either a first down or a touchdown.

WHITE'S CAREER HIGHS

Receptions: 9, two times (last vs. Arizona State, 8/8/18)

Receiving Yards: 165, vs. Northwestern (10/28/17)

Receiving Touchdowns: 2, two times (last vs. Washington State, 12/28/17)

WHITE'S STATISTICS

RECEIVING	G/GS	REC.	YDS.	AVG.	TD	LG	YPG
2017	13/6	35	490	14.0	4	60	37.7
2018	4/4	20	300	15.0	2	40	75.0
Career	17/10	55	790	14.4	6	60	46.5

RUSHING	ATT	YDS.	AVG.	TD	LG	YPG
2017	4	19	4.8	0	9	1.5
2018	0	0	0.0	0	0	0.0
Career	4	19	4.8	0	9	1.5

PUNT RETURNS	ATT	YDS.	AVG.	TD	LG
2017	7	22	3.1	0	21
2018	5	23	4.6	0	13
Career	12	45	3.8	0	21

ALL PURPOSE	RUSH	REC	PR	KR	TOTAL	YPG
2017	19	490	22	0	531	40.8
2018	0	300	23	0	323	80.0
Career	19	790	45	0	854	50.2

WHITE'S GAME-BY-GAME STATISTICS

2017


RECEIVING	NO.	YDS	TD	LG
Bowling Green	1	12	0	12
Western Michigan	0	0	0	0
Notre Dame	2	21	0	12
Iowa	1	17	0	17
Michigan	0	0	0	0
Minnesota	1	0	0	0
Indiana	6	99	0	34
Northwestern	9	165	2	60
Penn State	5	51	0	20
Ohio State	5	42	0	17
Maryland	0	0	0	0
Rutgers	2	42	0	24
Washington State	3	41	2	16
Totals	35	490	4	60

2018

RECEIVING	NO.	YDS	TD	LG
Utah State	5	70	1	40
Arizona State	9	113	1	31
Indiana	4	77	0	32
Central Michigan	2	40	0	24
Northwestern	-	-DNP-INJURED-	-	-
Penn State	-	-DNP-INJURED-	-	-
Totals	20	300	2	40



2018 SPARTAN FOOTBALL GAME NOTES



CAREER NOTES: Fourth-year player is in his second season as a starting defensive end in 2018 . . . named to the Ted Hendricks Award preseason watch list (nation's best defensive end) . . . preseason All-Big Ten selection by Athlon Sports (second team) . . . member of the team's Eagles leadership council . . . ranks fourth among active Spartans with 104 tackles, evenly split with 52 solo stops and 52 assists, including 23.5 tackles for loss and 12.0 sacks, in 20 career games, including 18 starts . . . ranks fifth in FBS among active career leaders with 1.18 tackles for loss per game, one of just 14 active players in country with more than 1.0 TFL/game, including just one of nine with more than 1.1 TFL/game (Ed Oliver of Houston leads active players with 1.63 TFL/game), while tying for the fewest games played among the top 5 active players (20) . . . former walk-on earned a scholarship in the spring of 2017 . . . chemistry major.

2018 SEASON (JUNIOR): Has the sixth-highest grade in the FBS among defensive ends with a 24.6 rating, according to Pro Football Focus . . . ranks first in the FBS among defensive ends by PFF with 11 QB hits . . . ranks tied for third in B1G and tied for 33rd in FBS in total sacks (5.0), along with tied for second in the conference and tied for 30th in FBS in sacks/game (0.8) and fifth in league and tied for 34th in nation in sack yards (35) . . . ranks tied for fourth in B1G and tied for 26th in FBS in TFL/game (1.50), also ranking fifth in conference and tied for 31st in country in total TFL (9.0) and second in league and tied for 27th in the nation in TFL yards (45) . . . leads defensive line and ranks fifth on defense overall with 31 tackles (17 solo, 14 assists), along with 9.0 TFLs, including 5.0 sacks and four QB hurries, all of which lead the team and shares the team lead with one forced fumble . . . is second on the defense in production points (115) . . . started at defensive end against Northwestern and tallied team-high tying eight tackles, with 1.5 TFL, totalling 20 production points, which was tied for second on defensive line and overall on defense, while playing 57 of 64 defensive snaps . . . started Central Michigan game at defensive end and posted five tackles, including 1.5 TFL and one sack, logging 18 production points, which led the defensive ends and ranked second on the defense . . . started game at Indiana and posted eight tackles with two TFLs, including one sack, and added one QB hurry to post 25 production points, which led entire defense; named to Pro Football Focus Big Ten Team of the Week . . . started at Arizona State at defensive end and tallied two tackles with 1.0 tackle for loss, finishing with 12 production points, leading the defensive ends and ranking tied for third overall on defense . . . started opener vs. Utah State and posted six tackles, including 2.0 tackles for loss, both of which were sacks, adding one forced fumble and three QB hurries, leading defensive line in tackles and ranking tied for fourth on defense . . . finished with 17 production points, leading defense ends, ranking second on defensive line and fourth overall on defense . . . the 2.0 sacks tied his career-high for the fourth time in career and was his 11th career game with at least 0.5 TFL.

WILLEKES' CAREER HIGHS

Tackles: 10, vs. Notre Dame (9/23/17)

Tackles For Loss: 3.0, twice (last vs. Maryland, 11/18/17)

Sacks: 2.0, four times (last vs. Utah State, 8/31/18)

Forced Fumble: 1, twice (last vs. Utah State, 8/31/18)

Fumble Recovery: 1, twice (last vs. Northwestern, 10/28/17)

Pass Break-Up: 1, twice (last vs. Penn State (10/4/17)

WILLEKES' STATISTICS

	G/GS	UT	AT	TM	TFL	SACKS	INT	PBU	FR	FF
2016	1/0	0	0	0	0-0	0-0	0	1	0	0
2017	13/12	35	38	73	14.5-42	7.0-28	0	2	2	1
2018	6/6	17	14	31	9.0-45	5.0-35	0	0	0	1
Career	20/18	52	52	104	23.5-87	12.0-63	0	3	2	2

WILLEKES' GAME-BY-GAME STATISTICS


2017

DEFENSE	UT	AT	TM	TFL	SACKS	INT	PBU	FR	FF
Bowling Green	1	1	2	1.0-1	0-0	0	1	0	0
Western Michigan	1	2	3	1.0-2	0-0	0	0	0	0
Notre Dame	3	7	10	0.5-1	0-0	0	0	0	0
Iowa	0	2	2	0.5-0	0-0	0	0	0	0
Michigan	4	5	9	3.0-11	2.0-8	0	0	0	0
Minnesota	4	2	6	2.0-10	2.0-10	0	0	1	1
Indiana	3	4	7	0-0	0-0	0	0	0	0
Northwestern	4	1	5	0.5-1	0-0	0	0	1	0
Penn State	1	4	5	2.0-4	1.0-2	0	1	0	0
Ohio State	5	4	9	1.0-1	0-0	0	0	0	0
Maryland	4	5	9	3.0-11	2.0-8	0	0	0	0
Rutgers	1	1	2	0-0	0-0	0	0	0	0
Washington State	4	0	4	0-0	0-0	0	0	0	0
Totals	35	38	73	0-0	0-0	0	0	0	0

2018

DEFENSE	UT	AT	TM	TFL	SACKS	INT	PBU	FR	FF
Utah State	5	1	6	2.0-19	2.0-19	0	0	0	1
Arizona State	2	0	2	1.0-1	0-0	0	0	0	0
Indiana	5	3	8	2.0-6	1.0-1	0	0	0	0
Central Michigan	2	3	5	1.5-9	1.0-8	0	0	0	0
Northwestern	2	6	8	1.5-3	0-0	0	0	0	0
Penn State	1	1	2	1.0-7	1.0-7	0	0	0	0
Totals	17	14	31	9.0-45	5.0-35	0	0	0	1

2018 SPARTAN FOOTBALL GAME NOTES



CAREER NOTES: Fourth-year player and two-year letterwinner has started 22 consecutive games at nose tackle, tied for the longest active start streak on the team . . . member of the team's Eagles leadership council . . . has 83 tackles in 30 career games . . . has 17 tackles for loss and 6.0 sacks in his career.

2018 SEASON (JUNIOR): Ranks tied for 14th in B1G with 6.0 tackle for loss, also ranking 14th in the conference in TFL/game . . . has 24 tackles on the season (evenly split with 24 solo, 24 assists), including 6.0 tackles for loss and 1.5 sacks, along with three pass break-ups . . . ranks second among defensive tackles and is fifth on defense with 76 production points . . . posted season-high tying five stops at Penn State, logging 20 production points, leading defensive line and ranking tied for second overall on defense, along with being a part of a fake field goal attempt in the fourth quarter . . . tallied three tackles with 2.0 tackles for loss, one pass break-up and one QB hurry in game against Northwestern . . . recorded three tackles with one tackle for loss and 0.5 sack against Central Michigan . . . was game day captain at Indiana, starting at defensive tackle and posted three stops with one sack, notching 19 production points, which led the defensive tackles and tied for third overall on defense . . . started game at Arizona State and tallied five tackles, highlighted by career-high 2.0 TFLs . . . started opener against Utah State at logged five stops, ranking second on defensive line.

WILLIAMS' CAREER HIGHS

Tackles: 6, vs. Indiana (10/21/17)

Tackle For Loss: 2, twice (last vs. Northwestern, 10/6/18)

Sacks: 1, five times (last vs. Indiana, 9/22/18)

Pass Break-Ups: 2, vs. Indiana (9/22/18)

Forced Fumble: 1, vs. Wisconsin (9/24/16)

WILLIAMS' STATISTICS

	G/GS	UT	AT	TM	TFL	SACKS	INT	PBU	FR	FF
2016	11/3	11	17	28	5.0-14	2.0-10	0	1	0	1
2017	13/13	13	18	31	6.0-23	2.5-11	0	0	0	0
2018	6/6	12	12	24	6.0-22	1.5-9	0	3	0	0
Career	30/22	36	47	83	17.0-59	6.0-30	0	4	0	1

WILLIAMS' GAME-BY-GAME STATISTICS

2016

DEFENSE	UT	AT	TM	TFL	SACKS	INT	PBU	FR	FF
Furman	0	3	3	0-0	0-0	0	0	0	0
Notre Dame	2	0	2	1-5	1-5	0	0	0	0
Wisconsin	3	1	4	1-5	1-5	0	0	0	1
Indiana	1	2	3	1-1	0-0	0	0	0	0
BYU				-DNP-INJURED-					
Northwestern	2	2	4	1.5-2	0-0	0	0	0	0
Maryland	1	0	1	0-0	0-0	0	0	0	0
Michigan	0	2	2	0-0	0-0	0	0	0	0
Illinois	0	0	0	0-0	0-0	0	0	0	0
Rutgers	0	2	2	0.5-1	0-0	0	0	0	0
Ohio State	1	2	3	0-0	0-0	0	1	0	0
Penn State	1	3	4	0-0	0-0	0	0	0	0
Totals	11	17	28	5-14	2-10	0	1	0	1

2017

DEFENSE	UT	AT	TM	TFL	SACKS	INT	PBU	FR	FF
Bowling Green	0	0	0	0-0	0-0	0	0	0	0
Western Michigan	1	2	3	1-8	1-8	0	0	0	0
Notre Dame	1	1	2	1-4	0-0	0	0	0	0
Iowa	2	2	4	0.5-1	0-0	0	0	0	0
Michigan	0	1	1	0-0	0-0	0	0	0	0
Minnesota	3	1	4	0-0	0-0	0	0	0	0
Indiana	1	5	6	0.5-1	0-0	0	0	0	0
Northwestern	1	0	1	0-0	0-0	0	0	0	0
Penn State	0	3	3	1.0-3	0.5-1	0	0	0	0
Ohio State	1	1	2	0-0	0-0	0	0	0	0
Maryland	0	1	1	0-0	0-0	0	0	0	0
Rutgers	2	0	2	1.0-2	1.0-2	0	0	0	0
Washington State	1	1	2	1.0-4	0-0	0	0	0	0
Totals	13	18	31	5.0-19	2.5-11	0	0	0	0

2018

DEFENSE	UT	AT	TM	TFL	SACKS	INT	PBU	FR	FF
Utah State	2	3	5	0-0	0-0	0	0	0	0
Arizona State	4	1	5	2.0-3	0-0	0	0	0	0
Indiana	2	1	3	1.0-5	1.0-5	0	2	0	0
Central Michigan	1	2	3	1.0-6	0.5-4	0	0	0	0
Northwestern	1	2	3	2.0-8	0-0	0	1	0	0
Penn State	2	3	5	0-0	0-0	0	0	0	0
Totals	12	12	24	6.0-22	1.5-9	0	1	0	0



2018 SPARTAN FOOTBALL GAME NOTES



CAREER NOTES: Fourth-year player and three-year letterwinner is in his second straight year as a starting safety . . . named a semifinalist for the National Football Foundation National-Scholar Athlete Class . . . nominated for the Allstate/AFCa Good Works Team for his community service . . . was the keynote player speaker at the 2018 Big Ten Kickoff Luncheon in Chicago, and delivered an inspirational speech calling on his fellow Big Ten players to make a difference in their communities, and he received a standing ovation, and video of his speech went viral across social media . . . selected one of 30 national candidates for the Senior CLASS Award; to be eligible for the prestigious award – which former Spartan quarterback Kirk Cousins won in 2011 – a student-athlete must be classified as an NCAA Division I FBS senior and have notable achievements in four areas of excellence: community, classroom, character and competition . . . also named to the watch list for the Wuerffel Trophy, presented annually to the player who best combines exemplary community service with athletic and academic achievement . . . has 148 career tackles, nearly evenly split with 81 solo tackles and 67 assists, including 5.5 tackles for loss and 4.0 sacks, along with 11 pass break-ups, four interceptions and two forced fumbles in 39 career games, making 23 starts . . . has three interceptions in last seven games played . . . ranks second among active players on team with both 15 passes defended and 11 pass break-ups and tied for second with four interceptions . . . ranks third among active Spartans with 148 career tackles . . . one of three team captains . . . member of the team's Eagles leadership council . . . two-time Academic All-Big Ten selection . . . owns a 3.24 grade-point average as an interdisciplinary studies in social science major, with an emphasis on community governance and advocacy . . . volunteers his time at several community events, including the King Community Center in his hometown of Jackson, Michigan, where his father, John, is the director.

2018 SEASON (SENIOR): Voted one of three team captains in vote by team . . . named the Big Ten Defensive Player of the Week (Oct. 15) for his performance at Penn State . . . ranks tied for eighth in B1G and tied for 34th in FBS in passes defended/game (1.2), as well as ranking tied for eighth in conference and tied for 37th in FBS in passes defended total (7), on five pass break-ups and two interceptions ranking tied for eighth in league in INT (2) and tied for ninth in pass break-ups (4) . . . ranks tied for 31st in conference in tackles/game (6.0) and 32nd in total tackles (36) . . . has 36 total tackles (24 solo, 12 assists), with team-bests of five pass break-ups and two interceptions this season . . . ranks fourth on defense in production points (77) . . . named the Big Ten Defensive Player of the Week on Oct. 15 for his performance at Penn State, leading the Spartans with a season-high nine tackles, including seven solo stops, and also forced a fumble on PSU quarterback Trace McSorley in the first quarter; also recorded his team-leading fifth pass break-up of the season later in the game . . . logged five tackles with one INT against Northwestern, with oskie coming in first quarter that set up MSU's first FG of game . . . named to Pro Football Focus Big Ten Team of the Week after registering five tackles and one pass break-up vs. Central Michigan; notched 12 production points to lead secondary against CMU . . . started game at Indiana at strong safety, logging four tackles, all solo stops . . . started Arizona State game at safety and posted six stops . . . started opener vs. Utah State and tallied seven tackles and one interception, returning it career-long 20 yards, and added career-best three pass break-ups, tying career totals for interception return yards and pass break-ups . . . his interception came early in the second quarter and set up MSU for a touchdown on Spartans' ensuing offensive drive . . . named the MSU Defensive Player of the Week for his performance against Utah State.

WILLIS' CAREER HIGHS

Tackles: 11, twice (last vs. Penn State, 11/4/17)
Tackle For Loss: 1, five times (last vs. Maryland, 11/18/17)
Sacks: 1, four times (last vs. Maryland, 11/18/17)
Pass Break-ups: 3, vs. Utah State (8/31/18)
Interception: 1, four times (last vs. Northwestern, 10/6/18)
Forced Fumble: 1, three times (last vs. Penn State, 10/13/18)

WILLIS' STATISTICS

	G/GS	UT	AT	TM	TFL	SACKS	INT	PBU	FR	FF
2015	9/3	2	9	11	0-0	0-0	0-0	1	0	0
2016	11/1	16	14	30	0-0	0-0	0-0	2	0	1
2017	13/13	39	32	71	5.5-26	4.0-24	2-20	3	0	1
2018	6/6	24	12	36	0-0	0-0	2-30	5	0	1
Career	39/23	81	67	146	5.5-26	4.0-24	4-50	11	0	3

WILLIS' GAME-BY-GAME STATISTICS

2015	DEFENSE	UT	AT	TM	TFL	SACKS	INT	PBU	FR	FF
	Western Michigan				-DNP-					
	Oregon				-DNP-					
	Air Force				-DNP-					
	Central Michigan	0	0	0	0-0	0-0	0	1	0	0
	Purdue	0	0	0	0-0	0-0	0	0	0	0
	Rutgers	0	0	0	0-0	0-0	0	0	0	0
	Michigan	1	2	3	0-0	0-0	0	0	0	0
	Indiana	0	4	4	0-0	0-0	0	0	0	0
	Nebraska	0	0	0	0-0	0-0	0	0	0	0
	Maryland	0	1	1	0-0	0-0	0	0	0	0
	Ohio State	1	1	2	0-0	0-0	0	0	0	0
	Penn State	0	1	1	0-0	0-0	0	0	0	0
	Iowa				-DNP-INJURED-					
	Alabama				-DNP-INJURED-					
	Totals	2	9	11	0-0	0-0	0	1	0	0
2016	DEFENSE	UT	AT	TM	TFL	SACKS	INT	PBU	FR	FF
	Furman	2	2	4	0-0	0-0	0-0	0	0	0
	Notre Dame	1	0	1	0-0	0-0	0-0	0	0	1
	Wisconsin	0	1	1	0-0	0-0	0-0	0	0	0
	Indiana	1	0	1	0-0	0-0	0-0	0	0	0
	BYU	2	0	2	0-0	0-0	0-0	0	0	0
	Northwestern	2	4	6	0-0	0-0	0-0	0	0	0
	Maryland	6	5	11	0-0	0-0	0-0	1	0	0
	Michigan	0	1	1	0-0	0-0	0-0	1	0	0
	Illinois				-DNP-INJURED-					
	Rutgers	2	1	3	0-0	0-0	0-0	0	0	0
	Ohio State	0	0	0	0-0	0-0	0-0	0	0	0
	Penn State	0	0	0	0-0	0-0	0-0	0	0	0
	Totals	16	14	30	0-0	0-0	0-0	2	0	1
2017	DEFENSE	UT	AT	TM	TFL	SACKS	INT	PBU	FR	FF
	Bowling Green	2	1	3	0-0	0-0	0-0	0	0	0
	Western Michigan	2	6	8	0-0	0-0	0-0	1	0	0
	Notre Dame	3	4	7	0.5-1	0-0	0-0	0	0	0
	Iowa	3	3	6	1.0-7	1.0-7	0-0	1	0	0
	Michigan	8	2	10	0-0	0-0	0-0	0	0	0
	Minnesota	1	1	2	0-0	0-0	1-19	0	0	0
	Indiana	5	2	7	1.0-2	0-0	0-0	0	0	0
	Northwestern	2	4	6	1.0-1	1.0-1	0-0	0	0	0
	Penn State	9	2	11	1.0-9	1.0-9	0-0	1	0	0
	Ohio State	1	5	6	0-0	0-0	0-0	0	0	0
	Maryland	2	0	2	1.0-7	1.0-7	0-0	0	0	1
	Rutgers	1	2	3	0-0	0-0	0-0	0	0	0
	Washington State	0	0	0	0-0	0-0	1-1	0	0	0
	Totals	39	32	71	5.5-26	4.0-24	2-20	3	0	1
2018	DEFENSE	UT	AT	TM	TFL	SACKS	INT	PBU	FR	FF
	Utah State	3	4	7	0-0	0-0	1-20	3	0	0
	Arizona State	5	1	6	0-0	0-0	0-0	0	0	0
	Indiana	4	0	4	0-0	0-0	0-0	0	0	0
	Central Michigan	3	2	5	0-0	0-0	0-0	1	0	0
	Northwestern	2	3	5	0-0	0-0	1-10	0	0	0
	Penn State	7	2	9	0-0	0-0	0-0	1	0	1
	Totals	24	12	36	0-0	0-0	2-30	5	0	1



GAME 1 • NO. 11/12 MICHIGAN STATE 38, UTAH STATE 31

Game 1 | No. 11/12 Michigan State 38, Utah State 31

Aug. 31, 2018 • East Lansing, Mich.

Spartan Stadium • Att: 73,114

Play-by-play, post-game quotes and notes available at msuspartans.com.

EAST LANSING, Mich. (AP) - Michigan State desperately needed a big play to avoid an upset and Felton Davis delivered.

Davis made a fully extended, 31-yard catch to help set up Connor Heyward's second touchdown with 2 minutes left to put the 11th-ranked Spartans ahead and they held on to beat Utah State 38-31 on Friday night.

Michigan State's high hopes for the season looked as if they might get dashed with 5:05 left in the opener for both teams after Darwin Thompson put the Aggies ahead with a 1-yard run, his second go-ahead score.

On perhaps the pivotal play of the game, Brian Lewerke dropped back, spun to his left and heaved a pass on a second-and-7 from midfield that Davis dove to catch.

Four snaps later, Heyward scored on a 13-yard run as Utah State's defense failed to make one more stop to beat the highest-ranked team in school history, surpassing the victory over No. 18 BYU in 2014.

Utah State did have one more chance to send the game to overtime -- or possibly pull off the upset -- but linebacker Joe Bachie tipped and intercepted a pass at midfield with 1:15 remaining.

The Spartans trailed until the second quarter, built a 13-point lead late in the third and fell behind late in the opener for both teams.

Michigan State's Brian Lewerke was 23 of 33 for 287 yards with two TDs, including a go-ahead, 10-yard TD pass to Davis with 28 second left in the first half. Lewerke also threw an interception and lost a fumble. He threw an 8-yard TD pass to Cody White with 10:49 left in the first half, giving the Spartans their first lead after a sluggish start.

Jordan Love capped the opening, 75-yard drive with a 1-yard run and completed 29 of 44 passes for 319 yards with two interceptions for the Aggies.

Heyward's first career rushing score was on a 17-yard TD in the third, which put Michigan State up 27-14. He is the son of the late Craig "Ironhead" Heyward, an NFL running back from 1988-1998. The sophomore ran for 436 yards on kickoff returns, had a combined 23 yards rushing and receiving and had one TD reception last season.

LJ Scott ran for 84 yards on 23 carries and had 57 yards receiving on three catches for the Spartans.

POST-GAME NOTES:

• Michigan State has now won 20 consecutive home openers, dating back to 1999 . . . that streak is tied for fourth-longest in the FBS (Florida, 28; Wisconsin and Oklahoma State, 22; Illinois, 20) . . . MSU improved to 12-0 in home openers under Mark Dantonio and 11-1 in season openers overall under Dantonio.



Sophomore running back Connor Heyward scored the first two touchdowns of his Spartan career, scampering in from 17 yards in the third quarter and from 13 yards with the game-winning TD with 2:00 left in game.

SCORE BY QUARTERS	1	2	3	4	F
Utah State (0-1, 0-0 MW)	7	7	10	7	- 31
Michigan State (1-0, 0-0 B1G)	6	14	7	11	- 38

SCORING SUMMARY

FIRST QUARTER

USU (7-0)	Love 1-yard run (Eberle kick), 12:58 left Drive: 7 plays, 75 yards, TOP 2:02
MSU (3-7)	Coghlin 49-yard field goal, 9:30 left Drive: 6 plays, 43 yards, TOP 3:25
MSU (6-7)	Coghlin 32-yard field goal, 2:54 left Drive: 8 plays, 27 yards, TOP 5:07

SECOND QUARTER

MSU (13-7)	White 8-yard pass from Lewerke (Coghlin kick), 10:49 left Drive: 4 plays, 42 yards, TOP 1:16
USU (14-13)	Thompson 2-yard run (Eberle kick), 6:55 left Drive: 9 plays, 72 yards, TOP 3:48
MSU (20-14)	Davis 10-yard pass from Lewerke (Coghlin kick), 0:28 left Drive: 13 plays, 75 yards, TOP 6:27

THIRD QUARTER

MSU (27-14)	Heyward 10-yard run (Coghlin kick), 9:06 left Drive: 10 plays, 81 yards, TOP 5:43
USU (17-27)	Eberle 40-yard field goal, 1:55 left Drive: 8 plays, 38 yards, TOP 3:22
USU (24-27)	Ferguson 40-yard interception return (Eberle kick), 1:41 left

FOURTH QUARTER

MSU (30-24)	Coghlin 24-yard field goal, 10:23 left Drive: 12 plays, 63 yards, TOP 6:11
USU (31-30)	Thompson 1-yard run (Eberle kick), 5:05 left Drive: 15 plays, 75 yards, TOP 5:18
MSU (38-31)	Heyward 13-yard run (Davis pass from Lewerke), 2:00 left Drive: 9 plays, 75 yards, TOP 3:05

TEAM STATISTICS

	MSU	USU
First Downs	23	22
Rushes-Yards	42-162	25-25
Passing Yards	287	319
Passes	23-33-1	29-44-2
Total Offense	75-452	69-344
Punts-Avg.	2-39.5	3-32.3
Fumbles-Lost	1-1	1-0
Penalties-Yards	9-62	7-49
Possession Time	37:44	22:16

INDIVIDUAL STATISTICS

RUSHING (CARRIES-YARDS)

MSU: Scott 23-84, Heyward 5-42, Lewerke 10-31, Stewart 1-15, Team 3-(-7); USU: Thompson 10-28, Allen 3-8, Team 1-(-2), Love 8-(-2), Bright 2-(-2), Vaughns 1-(-5).

PASSING (C-A-I-YARDS-TD)

MSU: Lewerke 23-33-1-287-2; USU: Love 29-44-2-319-0.

RECEIVING (RECEPTIONS-YARDS)

MSU: Stewart 7-55, White 5-70, Davis 3-69, Scott 3-57, Sowards 2-12, Nailor 1-14, Campbell 1-5, Nelson 1-5; USU: Raymond 7-76, Nathan 4-64, Greene 3-40, Vaughns 3-37, Tarver 3-29, Thompson 3-28, Nelson 3-17, Allen 1-11, Terrell 1-9, Bright 1-8.

TACKLES-TOP FIVE (TOTAL-SOLO-ASSISTS)

MSU: Bachie 11 (3-8), Willis 7 (3-4), Simmons 7 (2-5), three others 6; USU: Woodward 16 (2-14), Bond 9 (5-4), Rocquemore 9 (4-5), Christiansen 9 (4-5), two others 6.



2018 GAME RECAPS

GAME 2 • ARIZONA STATE 16, NO. 15/13 MICHIGAN STATE 13

Game 2 | Arizona State 16, No. 15/13 Michigan State 13

Sept. 8, 2018 • Tempe, Ariz.

Sun Devil Stadium • Att: 53,599

Play-by-play, post-game quotes and notes available at msuspartans.com.

TEMPE, Ariz. (AP) - Brandon Ruiz hit a 28-yard field goal as time expired, Manny Wilkins threw for 380 yards and a touchdown, and Arizona State rallied to beat No. 15 Michigan State 16-13 on Sept. 8.

Wilkins hit N'Keal Harry on a tying 27-yard pass early in the fourth quarter, then orchestrated the last drive to set up Ruiz's winning kick. The Sun Devils are 10-0 against Big Ten teams in Tempe.

Michigan State (1-1) had a hard time shaking Utah State to win its opener by seven. The Spartans had a similar problem with Arizona State after three drives inside the Sun Devils 10 resulted in two field goals and an interception.

Brian Lewerke, who played at nearby Pinnacle High School, threw for 314 yards and a touchdown for the Spartans.

Michigan State had some success with its ball-control offense in the first half, twice driving inside Arizona State's 5-yard line. The Spartans came away with three points.

They were set to go for it on fourth-and-1 from the Sun Devils 14 on one drive, but had to settle for Matt Coghlin's 37-yard field goal after a false start. The next drive ended when Lewerke had a tipped pass intercepted by Arizona State's Dasmond Tautalatasi in the end zone.

Michigan State opened the second half with another good drive, reaching the Arizona State 7. It resulted in Coghlin's second field goal, from 28 yards, after Lewerke tripped on a lineman's foot.

The Spartans finally found the end zone late in the third quarter, when Lewerke threw under pressure to Cody White, who fought off a defender for a 31-yard touchdown to put Michigan State up 13-3.

The Sun Devils had a hard time sustaining anything on offense in the first half, plagued by a couple of deep misses by Wilkins and seven negative-yardage plays.

Ruiz hit a pair of field goals to pull Arizona State to 13-6 and the Sun Devils needed two plays to cover 65 yards on the Wilkins-to-Harry touchdown.

POST-GAME NOTES:

- In only the third-ever meeting between the two schools, Arizona State scored 13 points in the fourth quarter to rally past Michigan State, 16-13, at Sun Devil Stadium . . . ASU leads the series, 2-1, and will travel to East Lansing for the 2019 season.



Cody White recorded his second career 100-yard receiving game with 113 yards, including a 31-yard TD in the third quarter. He also tied his career high with nine receptions (Northwestern, 2017).

SCORE BY QUARTERS	1	2	3	4	F
Michigan State (1-1)	0	3	10	0	- 13
Arizona State (2-0)	0	0	3	13	- 16

SCORING SUMMARY

FIRST QUARTER

None

SECOND QUARTER

MSU (3-0) Coghlin 37-yard field goal, 13:19 left
Drive: 13 plays, 80 yards, TOP 7:31

THIRD QUARTER

MSU (6-0) Coghlin 28-yard field goal, 9:37 left
Drive: 12 plays, 65 yards, TOP 5:23
ASU (3-6) Ruiz 49-yard field goal, 7:48 left
Drive: 7 plays, 44 yards, TOP 1:49
MSU (13-3) White 31-yard pass from Lewerke (Coghlin kick), 1:27 left
Drive: 6 plays, 70 yards, TOP 3:15

FOURTH QUARTER

ASU (6-13) Ruiz, 24-yard field goal, 14:19 left
Drive: 9 plays, 70 yards, TOP 2:02
ASU (13-13) Harry 27-yard pass from Wilkins (Ruiz kick), 8:45 left
Drive: 2 plays, 65 yards, TOP 0:27
ASU (16-13) Ruiz 28-yard field goal, 0:00 left
Drive: 13 plays, 69 yards, TOP 4:55

TEAM STATISTICS

	MSU	ASU
First Downs	23	27
Rushes-Yards	27-63	29-44
Passing Yards	314	380
Passes	27-39-1	30-48-1
Total Offense	66-377	77-424
Punts-Avg.	6-44.3	5-43.4
Fumbles-Lost	1-0	1-0
Penalties-Yards	9-82	4-40
Possession Time	32:05	27:55

INDIVIDUAL STATISTICS

RUSHING (CARRIES-YARDS)

MSU: Heyward 5-22, Jefferson 3-20, Scott 7-19, Nailor 2-16, Team 2-(-2), Lewerke 8-(-12); ASU: Benjamin 13-27, Wilkins 8-25, Floyd 3-3, Harry 1-(-2), Team 4-(-13).

PASSING (C-A-I-YARDS-TD)

MSU: Lewerke 27-39-1-314-1; ASU: Wilkins 30-48-1-380-1.

RECEIVING (RECEPTIONS-YARDS)

MSU: White 9-113, Davis 5-64, Stewart 5-58, Heyward 4-43, Scott 2-16, Sowards 1-16, Nailor 1-4; ASU: Williams 7-104, Harry 6-89, Benjamin 6-54, Newsome 3-45, Aiyuk 2-28, Jenkins 2-24, Darby 2-21, Hudson 2-15.

TACKLES-TOP FIVE (TOTAL-SOLO-ASSISTS)

MSU: Bachie 10 (9-1), Willis 6 (5-1), A.Dowell 6 (5-1), Layne 6 (4-2), 2 others 5; ASU: Harvey 10 (10-0), Robertson 9 (8-1), Thomas 5 (3-2), Crosswell 4 (4-0), Adams 4 (4-0).



GAME 3 • NO. 24/23 MICHIGAN STATE 35, INDIANA 21

Game 3 | No. 24/23 Michigan State 35, Indiana 21

Sept. 22, 2018 • Bloomington, Ind.

Memorial Stadium • Att: 45,445

Play-by-play, post-game quotes and notes available at msuspartans.com.

BLOOMINGTON, Ind. (AP) - Brian Lewerke threw two touchdown passes, had his first career catch and made the perfect pitch to kicker Matt Coghlin for a 6-yard scoring run in No. 24 Michigan State's 35-21 victory over Indiana on Sept. 23.

The Spartans (2-1, 1-0 Big Ten) won the Old Brass Spittoon for the 13th time in 15 games, getting a crucial victory in the conference opener. Indiana (3-1, 0-1) has not won consecutive home games in the series since 1991 and 1993.

Michigan State needed a few tricks to pull it out.

The Spartans jumped to a quick 14-0 lead on Lewerke's 16-yard TD pass to Jalen Nailor and Shakur Brown's 69-yard interception return for a score.

Indiana cut the deficit in half on Peyton Ramsey's 8-yard TD pass midway through the second quarter, and Michigan State answered with an 11-yard TD pass from Lewerke to Matt Dotson with 19 seconds left in the first half.

Lewerke's well-timed pitch to Coghlin on the fake field goal made it 28-7 - putting Indiana in its largest deficit of the season.

Then Lewerke helped the Hoosiers get back in the game. His first interception set up a chip shot field goal and Peyton Ramsey converted the second interception into a 65-yard TD pass to Whop Philyor and a 2-point conversion pass to Nick Westbrook to make it 28-18 with 8:20 left.

Indiana got seven on a 36-yard field goal with 3:28 to go, but the Spartans closed it out with Nailor's 75-yard TD run.

Lewerke finished 14 of 25 with 213 yards. Nailor had three carries for 79 yards and Felton Davis III had five catches for 79 yards.

Ramsey was 32 of 46 with 272 yards, two touchdowns and two interceptions.

Philyor, who had five catches through three games, caught 13 passes for a career-high 148 yards. He matched his single-game career best for receptions.

POST-GAME NOTES:

- In the 65th meeting between MSU and IU, the Spartans defeated the Hoosiers, 35-21. . . MSU leads the all-time series, 47-16-2, including a 25-10-1 record in Bloomington.
- Michigan State retained the Old Brass Spittoon with the victory over IU. Since 1950, the winner of the MSU-IU game has been presented the Old Brass Spittoon, which came from one of Michigan's earliest trading posts and is widely believed to be nearly 190 years old. Legend has it that the spittoon was around when both institutions were founded - Indiana in 1820 and MAC in 1855. Since 1950, Michigan State leads the series 47-13-1.



Freshman wide receiver Jalen Nailor scored the first two touchdowns of his career, including a 75-yard TD run in the fourth quarter that sealed the win. . . with MSU up 28-21, Nailor busted loose for a 75-yard score on MSU's first play from scrimmage after IU cut the lead to seven, and put the Spartans on top, 35-21, with 3:17 left in the game. . . Nailor had three carries for 79 yards total. . . he also had a 16-yard TD reception in the first quarter that gave MSU a 7-0 lead.

SCORE BY QUARTERS	1	2	3	4	F
Michigan State (2-1, 1-0 B1G)	14	7	7	7	- 35
Indiana (3-1, 0-1 B1G)	0	7	0	14	- 21

SCORING SUMMARY

FIRST QUARTER

- MSU (7-0) Nailor 16-yard pass from Lewerke (Coghlin kick), 8:11 left
Drive: 8 plays, 60 yards, TOP 3:57
- MSU (14-0) Brown 69-yard interception (Coghlin kick), 5:35 left

SECOND QUARTER

- IND (7-14) Scott 8-yard pass from Ramsey (Justus kick), 6:54 left
Drive: 10 plays, 51 yards, TOP 3:18
- MSU (21-7) Dotson 11-yard pass from Lewerke (Coghlin kick), 0:19 left
Drive: 7 plays, 74 yards, TOP 1:04

THIRD QUARTER

- MSU (28-7) Coghlin 6-yard run (Coghlin kick), 4:47 left
Drive: 9 plays, 67 yards, TOP 4:49

FOURTH QUARTER

- IND (10-28) Justus 35-yard field goal, 14:43 left
Drive: 4 plays, -11 yards, TOP 0:56
- IND (18-28) Philyor 65-yard pass from Ramsey (Westbrook pass), 8:19 left
Drive: 7 plays, 90 yards, TOP 1:58
- IND (21-28) Justus 36-yard field goal, 3:28 left
Drive: 10 plays, 57 yards, TOP 2:28
- MSU (35-21) Nailor 75-yard run (Coghlin kick), 3:17 left
Drive: 1 plays, 75 yards, TOP 0:11

TEAM STATISTICS

	MSU	IND
First Downs	19	18
Rushes-Yards	40-131	32-29
Passing Yards	219	272
Passes	15-26-2	32-46-2
Total Offense	66-350	78-301
Punts-Avg.	6-37.2	7-39.9
Fumbles-Lost	3-2	1-0
Penalties-Yards	8-72	6-85
Possession Time	31:23	28:37

INDIVIDUAL STATISTICS

RUSHING (CARRIES-YARDS)

MSU: Nailor 3-79, Jefferson 10-34, Heyward 12-23, Coghlin 1-6, Sowards 1-(-1), Team 3-(-4), Lewerke 10-(-6); IND: Scott 11-18, Ramsey 18-13, Taylor 1-0, Walker 1-0, Team 1-(-2).

PASSING (C-A-I-YARDS-TD)

MSU: Lewerke 14-25-2-213-2, White 1-1-0-6-0; IND: Ramsey 32-46-2-272-2.

RECEIVING (RECEPTIONS-YARDS)

MSU: Davis 5-79, White 4-77, Stewart 2-14, Nailor 1-16, Heyward 1-16, Dotson 1-11, Lewerke 1-6; IND: Philyor 13-148, Harris 6-42, Majette 4-12, Hale 3-31, Westbrook 2-14, Taylor 1-13, Scott 1-8, Dorris 1-2, Fryfogle 1-2.

TACKLES-TOP FIVE (TOTAL-SOLO-ASSISTS)

MSU: Bachie 9 (8-1), A.Dowell 9 (7-2), Willekes 8 (5-3), Layne 7 (6-1), D.Dowell 7 (5-2); IND: Crawford 9 (8-1), Ball 6 (6-0), Bryant 5 (3-2), Roof 4 (3-1) 4 others 3.



2018 GAME RECAPS

GAME 4 • NO. 21/18 MICHIGAN STATE 31, CENTRAL MICHIGAN 20

Game 4 | No. 21/18 Michigan State 31, Central Michigan 20

Sept. 29, 2018 • East Lansing, Mich.

Spartan Stadium • Att: 73,752

Play-by-play, post-game quotes and notes available at msuspartans.com.

EAST LANSING, Mich. (AP) - Brian Lewerke ran for two touchdowns in the first half, and No. 21 Michigan State overcame a slow start and an underwhelming finish to beat Central Michigan 31-20 on Sept. 29.

The Spartans entered with the nation's top-ranked run defense and held CMU to 5 yards on the ground in the first two quarters. Michigan State led 31-3 before letting the Chippewas rally a bit in the fourth.

Connor Heyward and La'Darius Jefferson also ran for touchdowns for the Spartans.

CMU (1-4) kicked a field goal on the game's first possession and held that lead at the end of the first quarter. Lewerke threw an interception in the end zone in the first, but the Spartans (3-1) would have plenty of chances in the red zone.

Lewerke scored on runs of 3 and 5 yards, and Michigan State led 17-3 at halftime. CMU's Tommy Lazzaro threw two interceptions in the first half, giving the Spartans great field position.

Heyward and Jefferson scored their TDs in the third, but the Spartans didn't close the game out very emphatically. CMU scored a touchdown, recovered an onside kick and then kicked a field goal to make it 31-13. Then the Chippewas scored on a trick play, with running back Jonathan Ward throwing a 29-yard scoring pass to Tony Poljan with 6:44 remaining.

The Spartans, who were without running back LJ Scott for a second straight game, were able to run out the clock after that.

Lewerke went 16 of 25 for 185 yards.

POST-GAME NOTES:

- In the 11th meeting between Michigan State and Central Michigan, the Spartans defeated the Chippewas, 31-20, on Sept. 29 in Spartan Stadium . . . MSU leads the all-time series, 8-3, including a 7-3 mark in East Lansing. . . MSU head coach Mark Dantonio is 4-1 against Central Michigan.
- Michigan State recognized the five members of the 2018 MSU Athletics Hall of Fame class – Dale Anderson (wrestling), Savatheda (Fynes) Coke (track & field), Rachel Miller (rowing), Jimmy Raye (football) and Bill Wehrwein (track & field) – during a halftime ceremony.
- Michigan State improved to 42-6 all-time against current members of the Mid-American Conference.

SCORE BY QUARTERS	1	2	3	4	F
Central Michigan (1-4, 0-1 MAC)	3	0	0	17	- 20
Michigan State (3-1, 1-0 B1G)	0	17	14	0	- 31

SCORING SUMMARY

FIRST QUARTER

CMU (3-0) Tice 40-yard field goal, 13:09 left
Drive: 5 plays, 43 yards, TOP 1:51

SECOND QUARTER

MSU (7-3) Lewerke 3-yard run (Coghlin kick), 10:57 left
Drive: 4 plays, 35 yards, TOP 2:03
MSU (14-3) Lewerke 5-yard run (Coghlin kick), 2:23 left
Drive: 6 plays, 46 yards, TOP 2:52
MSU (17-3) Coghlin 33-yard field goal, 00:29 left
Drive: 8 plays, 19 yards, TOP 1:29

THIRD QUARTER

MSU (24-3) Heyward 2-yard run (Coghlin kick), 10:24 left
Drive: 8 plays, 58 yards, TOP 4:27
MSU (31-3) Jefferson 2-yard run (Coghlin kick), 4:18 left
Drive: 8 plays, 44 yards, TOP 4:42

FOURTH QUARTER

CMU (10-31) Hicks 10-yard pass from Lazzaro (Tice kick), 13:29 left
Drive: 13 plays, 75 yards, TOP 5:49
CMU (13-31) Tice 40-yard field goal, 12:08 left
Drive: 6 plays, 26 yards, TOP 1:19
CMU (20-31) Poljan 29-yard pass from Ward (Tice kick), 6:44 left
8 plays, 69 yards, TOP 3:06

TEAM STATISTICS

	MSU	CMU
First Downs	23	23
Rushes-Yards	47-160	22-63
Passing Yards	185	182
Passes	16-25-1	20-35-2
Total Offense	72-345	57-245
Punts-Avg.	4-35.5	5-40.4
Fumbles-Lost	1-0	0-0
Penalties-Yards	5-55	7-64
Possession Time	37:39	22:21

INDIVIDUAL STATISTICS

RUSHING (CARRIES-YARDS)

MSU: Jefferson 13-56, Heyward 15-48, Lewerke 8-41, Bridges 6-18, Welch 2-7, Team 1-(-1), Lombardi 2-(-7); CMU: Lazzaro 11-32, Ward 8-26, Terry 1-3, Cole 1-1, Gwilly 1-1.

PASSING (C-A-I-YARDS-TD)

MSU: Lewerke 16-25-1-185-0, Lombardi 0-0-0-0-0; CMU: Lazzaro 19-34-2-153-1, Ward 1-1-0-29-1.

RECEIVING (RECEPTIONS-YARDS)

MSU: Heyward 4-16, Davis 3-66, Nelson 3-31, White 2-40, Sowards 2-29, Sokol 1-6, Jefferson 1-(-3); CMU: Hicks 5-41, Childress 3-46, Cole 2-18, Law 2-17, Ward 2-8, Sullivan 2-7, Poljan 1-29, Hessbrook 1-8, Raimann 1-5, Spalding 1-3.

TACKLES-TOP FIVE (TOTAL-SOLO-ASSISTS)

MSU: Layne 9 (8-1), A.Dowell 6 (4-2), Willis 5 (3-2), Willekes 5 (2-3), Morrissey 5 (1-4); CMU: Fountain 15 (6-9), Reed 10 (6-4), Brisson-Fast 8 (6-2), Oliver 8 (3-5), Bunting 6 (3-3).



In his third collegiate game, La'Darius Jefferson ran for a season-high 56 yards on 13 carries, including his first-career touchdown, a 2-yard run in the third quarter that gave MSU a 31-3 lead.



GAME 5 • NORTHWESTERN 29, NO. 20/19 MICHIGAN STATE 19

Game 5 | Northwestern 29, No. 20/19 Michigan State 19

Oct. 6, 2018 • East Lansing, Mich.

Spartan Stadium • Att: 72,850

Play-by-play, post-game quotes and notes available at msuspartans.com.

EAST LANSING, Mich. (AP) - Clayton Thorson threw for 373 yards and three touchdowns, and Northwestern recovered from another second-half slip, beating No. 20 Michigan State 29-19 on Oct. 6.

The Spartans (3-2, 1-1 Big Ten) entered with the nation's top-ranked run defense and held Northwestern (2-3, 2-1) to 8 yards on the ground, but it didn't matter. The Wildcats moved the ball consistently well through the air.

Thorson threw a 21-yard scoring pass to Cameron Green with 15 seconds left in the third, and a 2-point conversion gave Northwestern a 22-19 lead.

The Wildcats missed a field goal with 6:41 to play, but Michigan State went 15 yards backward on the ensuing possession and had to punt. The Spartans held again defensively, and on the next possession, they had second-and-1 from their own 11. After two near-sacks, running back Connor Heyward was stopped on fourth down. Thorson scored on a 2-yard run to make it a 10-point game with 2:51 left.

The Spartans took advantage of a first-quarter interception and led 3-0, but Thorson connected with Kyric McGowan for a 77-yard touchdown with 18 seconds left in the period. Thorson found JJ Jefferson for a 34-yard TD in the second, and Northwestern led 14-6 at halftime.

The Wildcats blew a 21-3 halftime lead in a loss to Akron and were up 17-0 in the first half in last weekend's loss to Michigan. They also gave away the lead against Michigan State in a quick sequence during the third quarter.

Felton Davis scored for the Spartans on a 48-yard reverse, and although a 2-point conversion attempt failed, Michigan State got the ball back on an interception and took a 19-14 lead on Brian Lewerke's 3-yard touchdown pass to Davis.

POST-GAME NOTES:

- Felton Davis III led all players with 146 all-purpose yards, including a career-high 50 rushing yards . . . he also led MSU with a season-high seven receptions for 96 yards . . . Davis scored the first rushing TD of his career on a 48-yard score off of a double reverse in the third quarter . . . he also had a 3-yard TD grab in the third quarter, the 12th receiving TD of his career . . . Davis recorded his fourth career multi-TD game, as his previous three had been two receiving scores, last doing so vs. Northwestern (10/28/17).
- Michigan State, the nation's top-ranked rushing defense, limited Northwestern to 8 yards rushing on 20 attempts.
- Mike Panasiuk recorded his first career interception off a deflected pass in the third quarter.



Senior wide receiver Felton Davis scored his first career rushing TD on a 48-yard score off of a double reverse in the third quarter. He also had a 3-yard TD grab in the third quarter, for his fourth career multi-TD game, last doing so vs. Northwestern (10/28/17).

SCORE BY QUARTERS	1	2	3	4	F
Northwestern (2-3, 1-2 B1G)	7	7	8	7	- 29
Michigan State (3-2, 1-1 B1G)	3	3	13	0	- 19

SCORING SUMMARY

FIRST QUARTER

MSU (3-0)	Coghlin 27-yard field goal, 00:59 left Drive: 9 plays, 30 yards, TOP 4:32
NU (7-3)	McGowan 77-yard pass from Thorson (Kuhbänder kick), 00:18 left Drive: 2 plays, 75 yards, TOP 0:41

SECOND QUARTER

NU (14-3)	Jefferson 34-yard pass from Thorson (Kuhbänder kick), 13:58 left Drive: 2 plays, 51 yards, TOP 0:39
MSU (6-14)	Coghlin 25-yard field goal, 2:50 left Drive: 10 plays, 60 yards, TOP 4:19

THIRD QUARTER

MSU (12-14)	Davis 48-yard run (Lewerke pass failed), 7:18 left 4 plays, 80 yards, TOP 1:21
MSU (19-14)	Davis 3-yard pass from Lewerke (Coghlin kick) Drive: 6 plays, 33 yards, TOP 2:31
NU (22-19)	Green 21-yard pass from Thorson (Vault pass), 00:15 left Drive: 9 plays, 75 yards, TOP 3:53

FOURTH QUARTER

NU (29-19)	Thorson 2-yard run (Kuhbänder kick), 2:51 left Drive: 3 plays, 11 yards, TOP 0:18
------------	--

TEAM STATISTICS

	MSU	NU
First Downs	22	19
Rushes-Yards	24-96	20-8
Passing Yards	329	373
Passes	31-52-1	31-47-2
Total Offense	76-425	67-381
Punts-Avg.	7-40.9	6-43.8
Fumbles-Lost	1-0	1-0
Penalties-Yards	5-49	3-35
Possession Time	33:41	26:19

INDIVIDUAL STATISTICS

RUSHING (CARRIES-YARDS)

MSU: Davis 2-50, Jefferson 6-15, Heyward 5-12, Lewerke 7-11, Thomas 1-6, Nelson 2-2, Bridges 1-0; NU: Anderson 5-12, Vault 10-6, Team 2-(-2), Thorson 3-(-8).

PASSING (C-A-I-YARDS-TD)

MSU: Lewerke 31-51-1-329-1, Team 0-1-0-0-0; NU: Thorson 31-47-2-373-3.

RECEIVING (RECEPTIONS-YARDS)

MSU: Davis 7-96, Chambers 5-82, Sowards 3-59, Heyward 7-30, Dotson 2-18, Stewart 1-15, Sokol 2-14, Hayes 1-13, Jefferson 2-8, Thoms 1-(-6); NU: Flynn 10-111, McGowan 1-77, Green 9-76, Skowronek 5-60, Jefferson 2-38, Lees 2-10, Vault 1-4, Moten 1-(-3).

TACKLES-TOP FIVE (TOTAL-SOLO-ASSISTS)

MSU: Layne 8 (6-2), Willekes 8 (2-6), A.Dowell 7 (3-4), D.Dowell 6 (2-4), Bachie 6 (1-5); NU: Gallagher 11 (7-4), Bergin 8 (3-5), Pace 8 (5-3), McGee 5 (2-3), Fisher 5 (3-2).



2018 GAME RECAPS

GAME 6 • MICHIGAN STATE 21, NO. 8/8 PENN STATE 17

Game 6 | Michigan State 21, No. 8/8 Penn State 17

Oct. 13, 2018 • University Park, Pa.

Beaver Stadium • Att: 106,685

Play-by-play, post-game quotes and notes available at msuspartans.com.

UNIVERSITY PARK, Pa. (AP) - Each Michigan State player brought a poker chip to Happy Valley and coach Mark Dantonio encouraged the Spartans to push them all to the center of the table on Oct. 13.

As the evening wore on against No. 8 Penn State, it was clear the Spartans were all-in.

They converted a fake punt early, tried a fake field goal instead of kick for the tying points late in the fourth quarter and opted to throw to the end zone instead of run it to preserve another shot at an equalizing kick. That go-for-broke mentality paid off in Michigan State's 21-17 win.

Brian Lewerke threw a 25-yard touchdown pass to Felton Davis with 19 seconds left to lift the Spartans over the Nittany Lions, making it two consecutive seasons Michigan State used a late score to hand Penn State a second straight loss.

It was a needed win for the Spartans after a week filled with players publicly demanding more from each other following a tough loss at home to Northwestern.

But despite having a week off to prepare for the Spartans, the Nittany Lions (5-2, 1-2) couldn't get it done and were outplayed again in the final quarter, two weeks after they let a fourth-quarter lead get away against Ohio State.

Penn State lost to Ohio State and Michigan State in consecutive weeks last season, too, with the Spartans kicking a last-second field goal.

Davis stayed in despite hurting his hip on Michigan State's penultimate drive and finished with eight catches for 100 yards.

Miles Sanders ran for 162 yards and a touchdown for the Nittany Lions and McSorley completed 19 of 32 passes for 192 yards with a touchdown to become the program's all-time passing yardage leader.

It looked like the Spartans would regret an attempt at late trickery.

After a 10-play drive deep into Penn State territory, Michigan State lined up for what could've been a tying 40-yard field goal with 5:19 left, but faked the kick. The play failed when safety Garrett Taylor swatted Lewerke's pass away from defensive tackle Raequan Williams.

But Penn State ran just seven plays on its next two possessions and gave Lewerke the ball back with 1:19 to play. He put together an eight-play, 76-yard drive that ended with Davis turning and catching a back-shoulder throw and juking past corner Amani Oluwariye for the winning score.



Felton Davis III recorded his first 100-yard receiving game of the season and fourth of his career with eight catches for 100 yards, tying his career high with two touchdown receptions, including the game-winning 25-yard score with 19 seconds left in the game. Davis also caught a 20-yard TD pass from Lewerke in the third quarter that tied the game at 14. The game-winning TD catch was the 100th career reception for Davis; he is one of 29 players in school history to record at least 100 career catches.

SCORE BY QUARTERS	1	2	3	4	F
Michigan State (4-2, 2-1 B1G)	0	7	7	7	- 21
Penn State (4-2, 2-1 B1G)	7	7	0	3	- 17

SCORING SUMMARY

FIRST QUARTER

PSU (7-0) Hamler 5-yard pass from McSorley (Pinegar kick), 5:03 left
Drive: 4 plays, 94 yards, TOP 1:32

SECOND QUARTER

MSU (7-7) Jefferson 1-yard run (Coghlin kick), 13:25 left
Drive: 11 plays, 81 yards, TOP 4:03
PSU (14-7) Sanders 48-yard run (Pinegar kick), 4:33 left
Drive: 5 plays, 64 yards, TOP 2:18

THIRD QUARTER

MSU (14-14) Davis 20-yard pass from Lewerke (Coghlin kick), 6:10 left
Drive: 5 plays, 64 yards, TOP 2:16

FOURTH QUARTER

PSU (17-14) Pinegar 20-yard field goal, 9:21 left
Drive: 11 plays, 55 yards, TOP 5:15
MSU (21-17) Davis 25-yard pass from Lewerke (Coghlin kick), 00:19 left
Drive: 8 plays, 76 yards, TOP 1:00

TEAM STATISTICS

	MSU	PSU
First Downs	25	14
Rushes-Yards	36-123	32-205
Passing Yards	295	192
Passes	25-53-1	19-32-0
Total Offense	89-418	64-397
Punts-Avg.	10-40.4	8-45.5
Fumbles-Lost	4-0	1-1
Penalties-Yards	3-20	6-41
Possession Time	34:12	25:48

INDIVIDUAL STATISTICS

RUSHING (CARRIES-YARDS)

MSU: Jefferson 15-60, Heyward 8-46, Lewerke 12-20, Bridges 1-(-1); PSU: Sanders 17-162, McSorley 13-37, Slade 1-8, Team 1-(-2).

PASSING (C-A-I-YARDS-TD)

MSU: Lewerke 24-52-1-259-2, Heyward 1-1-0-36-0; PSU: McSorley 19-32-0-192-1.

RECEIVING (RECEPTIONS-YARDS)

MSU: Davis 8-100, Nelson 5-60, Chambers 3-55, Sokol 1-25, Dotson 2-23, Heyward 4-20, Jefferson 1-7, Sowards 1-5; PSU: Hamler 5-66, Freiermuth 3-32, Hippenhammer 3-27, Polk 2-23, Johnson 2-19, Bowers 3-18, Sullivan-Brown 1-7.

TACKLES-TOP FIVE (TOTAL-SOLO-ASSISTS)

MSU: Willis 9 (7-2), Layne 7 (4-3), A.Dowell 7 (4-3), Thompson 5 (2-3), Williams 5 (2-3); PSU: Farmer 6 (4-2), Taylor 6 (5-1), Scott 5 (4-1), Parson 5 (1-4), Johnson 5 (2-3).

The Automated ScoreBook

Michigan State Combined Team Statistics (as of Oct 13, 2018)

All games

Date	Opponent		Score	Att.
Aug 31, 2018	UTAH STATE	W	38-31	73114
Sep 08, 2018	at Arizona State	L	13-16	53599
* Sep 22, 2018	at Indiana	W	35-21	45445
Sep 29, 2018	CENTRAL MICHIGAN	W	31-20	73752
* Oct 06, 2018	NORTHWESTERN	L	19-29	72850
* Oct 13, 2018	at #8 Penn State	W	21-17	106685

Record:	Overall	Home	Away	Neutral
All games	4-2	2-1	2-1	0-0
Conference	2-1	0-1	2-0	0-0
Non-Conference	2-1	2-0	0-1	0-0

Team Statistics	MSU	OPP
FIRST DOWNS	135	113
Rushing	40	19
Passing	82	82
Penalty	13	12
RUSHING YARDAGE	738	374
Rushing Attempts	216	160
Average Per Rush	3.4	2.3
Average Per Game	123.0	62.3
TDs Rushing	10	5
PASSING YARDAGE	1629	1718
Comp-Att-Int	137-228-7	161-252-9
Average Per Pass	7.1	6.8
Average Per Catch	11.9	10.7
Average Per Game	271.5	286.3
TDs Passing	8	9
TOTAL OFFENSE	2367	2092
Average Per Play	5.3	5.1
Average Per Game	394.5	348.7
KICK RETURNS: #-Yards	10-246	13-238
PUNT RETURNS: #-Yards	13-82	13-83
INT RETURNS: #-Yards	9-140	7-114
FUMBLES-LOST	11-3	5-1
PENALTIES-Yards	39-340	33-314
PUNTS-AVG	35-40.0	34-41.8
TIME OF POSSESSION/Game	34:27	25:33
3RD-DOWN Conversions	31/88	29/87
4TH-DOWN Conversions	5/9	4/9

Interceptions	no.	yds	avg	td	lg
Willis, Khari	2	30	15.0	0	20
Panasiuk, Mike	1	0	0.0	0	0
Brown, Shakur	1	69	69.0	1	69
Dowell, David	1	30	30.0	0	30
Morrissey, Matt	1	0	0.0	0	0
Bachie, Joe	1	1	1.0	0	1
Layne, Justin	1	6	6.0	0	6
Simmons, Antjuan	1	4	4.0	0	4

Punting	no.	yds	avg	lg	tb	fc	i20	50+	blk
Hunt, Tyler	25	987	39.5	63	2	8	11	1	0
Hartbarger, Jake	6	293	48.8	74	0	1	2	2	1
Baringer, Bryce	2	68	34.0	35	0	2	0	0	0
TEAM	1	20	20.0	20	0	0	0	0	0
Lombardi, Rocky	1	32	32.0	32	0	0	0	0	0

Punt Returns	no.	yds	avg	td	lg
Sowards, Brandon	6	48	8.0	0	24
White, Cody	5	23	4.6	0	13
Nelson, Laress	2	11	5.5	0	11
Total	13	82	6.3	0	24
Opponents	13	83	6.4	0	19

Kick Returns	no.	yds	avg	td	lg
Heyward, Connor	7	143	20.4	0	36
Stewart, Darrell	2	69	34.5	0	43
Simmons, Antjuan	1	34	34.0	0	34
Total	10	246	24.6	0	43
Opponents	13	238	18.3	0	29

All Purpose	g	rush	rcv	pr	kr	ir	total	avg/g
Davis, Felton	6	50	474	0	0	0	524	87.3
Heyward, Connor	6	191	125	0	143	0	459	76.5
White, Cody	4	0	300	23	0	0	323	80.8
Stewart, Darrell	4	15	142	0	69	0	226	56.5
Jefferson, La'Dari	5	185	12	0	0	0	197	39.4
Total	6	738	1629	82	246	140	2835	472.5
Opponents	6	374	1718	83	238	114	2527	421.2

Total Offense	g	plays	rush	pass	total	avg/g
Lewerke, Brian	6	280	83	1587	1670	278.3
Heyward, Connor	6	51	191	36	227	37.8
Jefferson, La'Darius	5	47	185	0	185	37.0
Scott, LJ	2	30	103	0	103	51.5
Nailor, Jalen	2	5	95	0	95	21.7

Rushing	gp-gs	att	gain	loss	net	avg	td	lg	avg/g
Heyward, Connor	6-4	50	203	12	191	3.8	3	26	31.8
Jefferson, La'Darius	5-0	47	192	7	185	3.9	2	27	37.0
Scott, LJ	2-2	30	106	3	103	3.4	0	14	51.5
Nailor, Jalen	3-0	5	95	0	95	19.0	1	75	31.7
Lewerke, Brian	6-6	55	199	116	83	1.5	2	27	13.8
Davis, Felton	6-6	2	50	0	50	25.0	1	48	8.3
Bridges, Weston	5-0	8	20	3	17	2.1	0	9	3.4
Stewart, Darrell	4-2	1	15	0	15	15.0	0	15	3.8
Welch, Andre	2-0	2	11	4	7	3.5	0	11	3.5
Thomas, Alante	1-0	1	6	0	6	6.0	0	6	6.0
Coghlin, Matt	6-0	1	6	0	6	6.0	1	6	1.0
Nelson, Laress	5-0	2	3	1	2	1.0	0	3	0.4
Total	6	216	910	172	738	3.4	10	75	123.0
Opponents	6	160	534	160	374	2.3	5	78	62.3

Passing	gp-gs	effic	comp-att-int	pct	yds	td	lg	avg/g
Lewerke, Brian	6-6	124.76	135-225-7	60.0	1587	8	40	264.5
White, Cody	4-4	150.40	1-1-0	100.0	6	0	6	1.5
TEAM	5-0	0.00	0-1-0	0.0	0	0	0	0.0
Heyward, Connor	6-4	402.40	1-1-0	100.0	36	0	36	6.0
Lombardi, Rocky	2-0	0.00	0-0-0	0.0	0	0	0	0.0
Total	6	125.54	137-228-7	60.1	1629	8	40	271.5
Opponents	6	125.80	161-252-9	63.9	1718	9	77	286.3

Receiving	gp-gs	no.	yds	avg	td	lg	avg/g
Davis, Felton	6-6	31	474	15.3	4	37	79.0
White, Cody	4-4	20	300	15.0	2	40	75.0
Heyward, Connor	6-4	20	125	6.2	0	22	20.8
Stewart, Darrell	4-2	15	142	9.5	0	23	35.5
Sowards, Brandon	6-2	9	121	13.4	0	23	20.2
Nelson, Laress	5-0	9	96	10.7	0	21	19.2
Chambers, Cam	5-0	8	137	17.1	0	36	27.4
Scott, LJ	2-2	5	73	14.6	0	32	36.5
Dotson, Matt	6-1	5	52	10.4	1	18	8.7
Sokol, Matt	6-5	4	45	11.2	0	25	7.5
Jefferson, La'Darius	5-0	4	12	3.0	0	8	2.4
Nailor, Jalen	3-0	3	34	11.3	1	16	11.3
Hayes, C.J.	3-0	1	13	13.0	0	13	4.3
Lewerke, Brian	6-6	1	6	6.0	0	6	1.0
Campbell, Luke	6-3	1	5	5.0	0	5	0.8
Total	6	137	1629	11.9	8	40	271.5
Opponents	6	161	1718	10.7	9	77	286.3

Field Goals	fg	pct.	01-19	20-29	30-39	40-49	50-99	lg	blk
Coghlin, Matt	8-8	100.0	0-0	4-4	3-3	1-1	0-0	49	0

Scoring	td	fg	kick	PAT rush	rcv	pass	dxp	saf	pts
Coghlin, Matt	1	8-8	17-17	-	-	-	-	-	47
Davis, Felton	5	-	-	-	1	-	-	-	32
Heyward, Connor	3	-	-	-	-	-	-	-	18
Nailor, Jalen	2	-	-	-	-	-	-	-	12
Lewerke, Brian	2	-	-	-	-	1-2	-	-	12
Jefferson, La'Darius	2	-	-	-	-	-	-	-	12
White, Cody	2	-	-	-	-	-	-	-	12
Dotson, Matt	1	-	-	-	-	-	-	-	6
Brown, Shakur	1	-	-	-	-	-	-	-	6
Total	19	8-8	17-17	-	1	1-2	-	-	157
Opponents	15	9-11	13-13	-	2	2-2	-	-	134

Score by Quarters	1st	2nd	3rd	4th	OT	Total
Michigan State	23	51	58	25	0	157
Opponents	24	28	21	61	0	134

The Automated ScoreBook
Michigan State Overall Team Statistics (as of Oct 13, 2018)
All games

Team Statistics	MSU	OPP
SCORING	157	134
Points Per Game	26.2	22.3
Points Off Turnovers	34	25
FIRST DOWNS	135	113
Rushing	40	19
Passing	82	82
Penalty	13	12
RUSHING YARDAGE	738	374
Yards gained rushing	910	534
Yards lost rushing	172	160
Rushing Attempts	216	160
Average Per Rush	3.4	2.3
Average Per Game	123.0	62.3
TDs Rushing	10	5
PASSING YARDAGE	1629	1718
Comp-Att-Int	137-228-7	161-252-9
Average Per Pass	7.1	6.8
Average Per Catch	11.9	10.7
Average Per Game	271.5	286.3
TDs Passing	8	9
TOTAL OFFENSE	2367	2092
Total Plays	444	412
Average Per Play	5.3	5.1
Average Per Game	394.5	348.7
KICK RETURNS: #-Yards	10-246	13-238
PUNT RETURNS: #-Yards	13-82	13-83
INT RETURNS: #-Yards	9-140	7-114
KICK RETURN AVERAGE	24.6	18.3
PUNT RETURN AVERAGE	6.3	6.4
INT RETURN AVERAGE	15.6	16.3
FUMBLES-LOST	11-3	5-1
PENALTIES-Yards	39-340	33-314
Average Per Game	56.7	52.3
PUNTS-Yards	35-1400	34-1422
Average Per Punt	40.0	41.8
Net punt average	36.5	37.6
KICKOFFS-Yards	33-1979	28-1658
Average Per Kick	60.0	59.2
Net kick average	39.1	37.9
TIME OF POSSESSION/Game	34:27	25:33
3RD-DOWN Conversions	31/88	29/87
3rd-Down Pct	35%	33%
4TH-DOWN Conversions	5/9	4/9
4th-Down Pct	56%	44%
SACKS BY-Yards	14-89	15-114
MISC YARDS	0	0
TOUCHDOWNS SCORED	19	15
FIELD GOALS-ATTEMPTS	8-8	9-11
ON-SIDE KICKS	0-0	1-1
RED-ZONE SCORES	(22-25) 88%	(12-15) 80%
RED-ZONE TOUCHDOWNS	(15-25) 60%	(7-15) 47%
PAT-ATTEMPTS	(17-17) 100%	(13-13) 100%
ATTENDANCE	219716	205729
Games/Avg Per Game	3/73239	3/68576
Neutral Site Games		0/0

Score by Quarters	1st	2nd	3rd	4th	OT	Total
Michigan State	23	51	58	25	0	157
Opponents	24	28	21	61	0	134

2018 Michigan State Football
Michigan State Individual Season/Career Statistics (as of Oct 14, 2018)
All games

SEASON										CAREER								
Rushing	gp	att	gain	loss	net	avg	td	lg	avg/g	gp	att	gain	loss	net	avg	td	lg	avg/g
Heyward, Connor	6	50	203	12	191	3.8	3	26	31.8	18	53	213	12	201	3.8	3	26	11.2
Jefferson, La'Darius	5	47	192	7	185	3.9	2	27	37.0	5	47	192	7	185	3.9	2	27	37.0
Scott, LJ	2	30	106	3	103	3.4	0	14	51.5	40	561	2787	93	2694	4.8	25	61	67.3
Nailor, Jalen	3	5	95	0	95	19.0	1	75	31.7	3	5	95	0	95	19.0	1	75	31.7
Lewerke, Brian	6	55	199	116	83	1.5	2	27	13.8	23	200	1061	270	791	4.0	7	61	34.4
Davis, Felton	6	2	50	0	50	25.0	1	48	8.3	38	4	80	0	80	20.0	1	48	2.1
Bridges, Weston	5	8	20	3	17	2.1	0	9	3.4	5	8	20	3	17	2.1	0	9	3.4
Stewart, Darrell	4	1	15	0	15	15.0	0	15	3.8	27	23	175	17	158	6.9	0	46	5.9
Welch, Andre	2	2	11	4	7	3.5	0	11	3.5	5	2	11	4	7	3.5	0	11	1.4
Thomas, Alante	1	1	6	0	6	6.0	0	6	6.0	1	1	6	0	6	6.0	0	6	6.0
Coghlin, Matt	6	1	6	0	6	6.0	1	6	1.0	19	1	6	0	6	6.0	1	6	0.3
Nelson, Laress	5	2	3	1	2	1.0	0	3	0.4	15	3	5	1	4	1.3	0	3	0.3
Sowards, Brandon	6	1	0	1	-1	-1.0	0	0	-0.2	25	1	0	1	-1	-1.0	0	0	0.0
Lombardi, Rocky	2	2	4	11	-7	-3.5	0	4	-3.5	2	2	4	11	-7	-3.5	0	4	-3.5
TEAM	5	9	0	14	-14	-1.6	0	0	-2.8									
Total	6	216	910	172	738	3.4	10	75	123.0									
Opponents	6	160	534	160	374	2.3	5	78	62.3									
Passing	gp	effic	comp-att-int		pct	yds	td	lg	avg/g	gp	effic	comp-att-int		pct	yds	td	lg	avg/g
Lewerke, Brian	6	124.76	135-225-7		60.0	1587	8	40	264.5	23	126.03	412-699-15		58.9	4761	30	60	207.0
White, Cody	4	150.40	1-1-0		100.0	6	0	6	1.5	17	150.40	1-1-0		100.0	6	0	6	0.4
TEAM	5	0.00	0-1-0		0.0	0	0	0	0.0									
Heyward, Connor	6	402.40	1-1-0		100.0	36	0	36	6.0	18	201.20	1-2-0		50.0	36	0	36	2.0
Lombardi, Rocky	2	0.00	0-0-0		0.0	0	0	0	0.0	2	0.00	0-0-0		0.0	0	0	0	0.0
Total	6	125.54	137-228-7		60.1	1629	8	40	271.5									
Opponents	6	125.80	161-252-9		63.9	1718	9	77	286.3									
Receiving	gp	no.	yds	avg	td	lg	avg/g		gp	no.	yds	avg	td	lg	avg/g			
Davis, Felton	6	31	474	15.3	4	37	79.0		38	100	1450	14.5	14	49	38.2			
White, Cody	4	20	300	15.0	2	40	75.0		17	55	790	14.4	6	60	46.5			
Heyward, Connor	6	20	125	6.2	0	22	20.8		18	24	138	5.8	1	22	7.7			
Stewart, Darrell	4	15	142	9.5	0	23	35.5		27	68	672	9.9	2	40	24.9			
Sowards, Brandon	6	9	121	13.4	0	23	20.2		25	9	121	13.4	0	23	4.8			
Nelson, Laress	5	9	96	10.7	0	21	19.2		15	12	125	10.4	0	23	8.3			
Chambers, Cam	5	8	137	17.1	0	36	27.4		18	13	203	15.6	0	36	11.3			
Scott, LJ	2	5	73	14.6	0	32	36.5		40	38	381	10.0	2	64	9.5			
Dotson, Matt	6	5	52	10.4	1	18	8.7		16	7	71	10.1	1	18	4.4			
Sokol, Matt	6	4	45	11.2	0	25	7.5		45	27	293	10.9	1	25	6.5			
Jefferson, La'Darius	5	4	12	3.0	0	8	2.4		5	4	12	3.0	0	8	2.4			
Nailor, Jalen	3	3	34	11.3	1	16	11.3		3	3	34	11.3	1	16	11.3			
Hayes, C.J.	3	1	13	13.0	0	13	4.3		3	1	13	13.0	0	13	4.3			
Lewerke, Brian	6	1	6	6.0	0	6	1.0		23	2	11	5.5	0	6	0.5			
Campbell, Luke	6	1	5	5.0	0	5	0.8		19	1	5	5.0	0	5	0.3			
Thomas, Alante	1	1	-6	-6.0	0	0	-6.0		1	1	-6	-6.0	0	0	-6.0			
Total	6	137	1629	11.9	8	40	271.5											
Opponents	6	161	1718	10.7	9	77	286.3											

2018 Michigan State Football
Michigan State Individual Season/Career Statistics (as of Oct 14, 2018)
All games

	SEASON							CAREER						
Total Offense	g	plays	rush	pass	total	avg/g		g	plays	rush	pass	total	avg/g	
Lewerke, Brian	6	280	83	1587	1670	278.3		23	899	791	4761	5552	241.4	
Heyward, Connor	6	51	191	36	227	37.8		18	55	201	36	237	13.2	
Jefferson, La'Darius	5	47	185	0	185	37.0		5	47	185	0	185	37.0	
Scott, LJ	2	30	103	0	103	51.5		40	561	2694	0	2694	67.3	
Nailor, Jalen	3	5	95	0	95	31.7		3	5	95	0	95	31.7	
Davis, Felton	6	2	50	0	50	8.3		38	4	80	0	80	2.1	
Bridges, Weston	5	8	17	0	17	3.4		5	8	17	0	17	3.4	
Stewart, Darrell	4	1	15	0	15	3.8		27	23	158	0	158	5.9	
Welch, Andre	2	2	7	0	7	3.5		5	2	7	0	7	1.4	
Thomas, Alante	1	1	6	0	6	6.0		1	1	6	0	6	6.0	
White, Cody	4	1	0	6	6	1.5		17	5	19	6	25	1.5	
Coghlin, Matt	6	1	6	0	6	1.0		19	1	6	0	6	0.3	
Nelson, Laress	5	2	2	0	2	0.4		15	3	4	0	4	0.3	
Sowards, Brandon	6	1	-1	0	-1	-0.2		25	1	-1	0	-1	0.0	
Lombardi, Rocky	2	2	-7	0	-7	-3.5		2	2	-7	0	-7	-3.5	
TEAM	5	10	-14	0	-14	-2.8								
Total	6	444	738	1629	2367	394.5								
Opponents	6	412	374	1718	2092	348.7								

Scoring	td	fg	PAT				dxp	saf	pts	td	fg	PAT				dxp	saf	pts
			kick	rush	rcv	pass						kick	rush	rcv	pass			
Coghlin, Matt	1	8-8	17-17	-	-	-	-	-	47	1	23-27	55-55	-	-	-	-	-	130
Davis, Felton	5	-	-	-	1	-	-	-	32	15	-	-	-	1	-	-	-	92
Heyward, Connor	3	-	-	-	-	-	-	-	18	4	-	-	-	-	-	-	-	24
Nailor, Jalen	2	-	-	-	-	-	-	-	12	2	-	-	-	-	-	-	-	12
Lewerke, Brian	2	-	-	-	-	1-2	-	-	12	7	-	-	-	-	2-3	-	-	42
Jefferson, La'Darius	2	-	-	-	-	-	-	-	12	2	-	-	-	-	-	-	-	12
White, Cody	2	-	-	-	-	-	-	-	12	6	-	-	-	1	-	-	-	38
Brown, Shakur	1	-	-	-	-	-	-	-	6	1	-	-	-	-	-	-	-	6
Dotson, Matt	1	-	-	-	-	-	-	-	6	1	-	-	-	-	-	-	-	6
Total	19	8-8	17-17	-	1	1-2	-	-	157									
Opponents	15	9-11	13-13	-	2	2-2	-	-	134									

Punt Returns	no.	yds	avg	td	lg	no.	yds	avg	td	lg
Sowards, Brandon	6	48	8.0	0	24	21	142	6.8	0	24
White, Cody	5	23	4.6	0	13	12	45	3.8	0	21
Nelson, Laress	2	11	5.5	0	11	9	45	5.0	0	15
Total	13	82	6.3	0	24					
Opponents	13	83	6.4	0	19					

Kick Returns	no.	yds	avg	td	lg	no.	yds	avg	td	lg
Heyward, Connor	7	143	20.4	0	36	27	579	21.4	0	55
Stewart, Darrell	2	69	34.5	0	43	13	328	25.2	0	43
Simmons, Antjuan	1	34	34.0	0	34	2	66	33.0	0	34
Total	10	246	24.6	0	43					
Opponents	13	238	18.3	0	29					

Interceptions	no.	yds	avg	td	lg	no.	yds	avg	td	lg
Willis, Khari	2	30	15.0	0	20	4	50	12.5	0	20
Dowell, David	1	30	30.0	0	30	6	108	18.0	0	30
Layne, Justin	1	6	6.0	0	6	3	49	16.3	1	43
Morrissey, Matt	1	0	0.0	0	0	1	0	0.0	0	0
Bachie, Joe	1	1	1.0	0	1	4	16	4.0	0	15
Panasiuk, Mike	1	0	0.0	0	0	1	0	0.0	0	0
Brown, Shakur	1	69	69.0	1	69	1	69	69.0	1	69
Simmons, Antjuan	1	4	4.0	0	4	1	4	4.0	0	4
Total	9	140	15.6	1	69					
Opponents	7	114	16.3	1	40					

Fumble Returns	no.	yds	avg	td	lg	no.	yds	avg	td	lg
Total	0	0	0.0	0	0					
Opponents	0	0	0.0	0	0					

2018 Michigan State Football
Michigan State Individual Season/Career Statistics (as of Oct 14, 2018)
All games

	SEASON								CAREER							
All Purpose	g	rush	rcv	pr	kr	ir	total	avg/g	g	rush	rcv	pr	kr	ir	total	avg/g
Davis, Felton	6	50	474	0	0	0	524	87.3	38	80	1450	0	0	0	1530	40.3
Heyward, Connor	6	191	125	0	143	0	459	76.5	18	201	138	6	579	0	924	51.3
White, Cody	4	0	300	23	0	0	323	80.8	17	19	790	45	0	0	854	50.2
Stewart, Darrell	4	15	142	0	69	0	226	56.5	27	158	672	20	328	0	1178	43.6
Jefferson, La'Dari	5	185	12	0	0	0	197	39.4	5	185	12	0	0	0	197	39.4
Scott, LJ	2	103	73	0	0	0	176	88.0	40	2694	381	0	25	0	3100	77.5
Sowards, Brando	6	-1	121	48	0	0	168	28.0	25	-1	121	142	0	0	262	10.5
Chambers, Cam	5	0	137	0	0	0	137	27.4	18	0	203	0	0	0	203	11.3
Nailor, Jalen	3	95	34	0	0	0	129	43.0	3	95	34	0	0	0	129	43.0
Nelson, Laress	5	2	96	11	0	0	109	21.8	15	4	125	45	0	0	174	11.6
Lewerke, Brian	6	83	6	0	0	0	89	14.8	23	791	11	0	0	0	802	34.9
Brown, Shakur	5	0	0	0	0	69	69	13.8	5	0	0	0	0	69	69	13.8
Dotson, Matt	6	0	52	0	0	0	52	8.7	16	0	71	0	0	0	71	4.4
Sokol, Matt	6	0	45	0	0	0	45	7.5	45	-4	293	0	0	0	289	6.4
Simmons, Antjua	6	0	0	0	34	4	38	6.3	19	0	0	0	66	4	70	3.7
Dowell, David	6	0	0	0	0	30	30	5.0	29	0	0	0	0	108	108	3.7
Willis, Khari	6	0	0	0	0	30	30	5.0	39	0	0	0	0	50	50	1.3
Bridges, Weston	5	17	0	0	0	0	17	3.4	5	17	0	0	0	0	17	3.4
Hayes, C.J.	3	0	13	0	0	0	13	4.3	3	0	13	0	0	0	13	4.3
Welch, Andre	2	7	0	0	0	0	7	3.5	5	7	0	0	61	0	68	13.6
Coghlin, Matt	6	6	0	0	0	0	6	1.0	19	6	0	0	0	0	6	0.3
Layne, Justin	6	0	0	0	0	6	6	1.0	28	0	0	0	0	49	49	1.8
Campbell, Luke	6	0	5	0	0	0	5	0.8	19	0	5	0	0	0	5	0.3
Bachie, Joe	6	0	0	0	0	1	1	0.2	25	0	0	0	0	16	16	0.6
Lombardi, Rocky	2	-7	0	0	0	0	-7	-3.5	2	-7	0	0	0	0	-7	-3.5
TEAM	5	-14	0	0	0	0	-14	-2.8								
Total	6	738	1629	82	246	140	2835	472.5								
Opponents	6	374	1718	83	238	114	2527	421.2								

Field Goals	att	good	long	blkd	att	good	long	blkd
Coghlin, Matt	8	8	49	0	27	23	49	0
Total	8	8	49	0				
Opponents	11	9	49	0				

Punting	no.	yds	avg	lg	blk	no.	yds	avg	lg	blk
Hunt, Tyler	25	987	39.5	63	0	25	987	39.5	63	0
Hartbarger, Jake	6	293	48.8	74	1	186	7833	42.1	74	1
Baringer, Bryce	2	68	34.0	35	0	2	68	34.0	35	0
TEAM	1	20	20.0	20	0					
Lombardi, Rocky	1	32	32.0	32	0	1	32	32.0	32	0
Total	35	1400	40.0	74	1					
Opponents	34	1422	41.8	56	0					

Kickoffs	no.	yds	avg	tb	ob	no.	yds	avg	tb	ob
Hahn, Cole	33	1979	60.0	18	1	33	1979	60.0	18	1
Total	33	1979	60.0	18	1					
Opponents	28	1658	59.2	14	0					

CAREER

Opponents

The Automated ScoreBook
Michigan State Team Game-by-Game (as of Oct 13, 2018)
All games

TEAM STATISTICS

		Rushing				Receiving				Passing				Kick Returns				Punt Returns				tot		
Date	Opponent	no.	yds	td	lg	no.	yds	td	lg	cmp	att	int	yds	td	lg	no.	yds	td	lg	no.	yds	td	lg	off
Aug 31	UTAH STATE	42	165	2	27	23	287	2	40	23	33	1	287	2	40	4	89	0	26	0	0	0	0	452
Sep 08	at Arizona State	27	63	0	11	27	314	1	31	27	39	1	314	1	31	0	0	0	0	0	0	0	0	377
Sep 22	at Indiana	40	131	2	75	15	219	2	32	15	26	2	219	2	32	1	43	0	43	3	21	0	13	350
Sep 29	CENTRAL MICHIGAN	47	160	4	15	16	185	0	37	16	25	1	185	0	37	2	70	0	36	3	26	0	24	345
Oct 06	NORTHWESTERN	24	96	1	48	31	329	1	27	31	52	1	329	1	27	2	29	0	20	2	9	0	9	425
Oct 13	at Penn State	36	123	1	27	25	295	2	36	25	53	1	295	2	36	1	15	0	15	5	26	0	11	418
Michigan State		216	738	10	75	137	1629	8	40	137	228	7	1629	8	40	10	246	0	43	13	82	0	24	2367
		160	374	5	78	161	1718	9	77	161	252	9	1718	9	77	13	238	0	29	13	83	0	19	2092

Games: 6 • Avg/rush: 3.4 • Avg/catch: 11.9 • Pass effc: 125.54 • KR avg: 24.6 • PR avg: 6.3 • All purpose avg/game: 472.5 • Total offense avg/gm: 394.5

		Tackles				Sacks	Fumble		Pass Defense			blkd	PAT Attempts			off		
Date	Opponent	ua	a	total	tfl-yds	no-yds	ff	fr-yds	int-yds	qbh	brup	kick	kick	rush	rcv	saf	t/o	pts
Aug 31	UTAH STATE	31	42	73	4.0-27	2.0-19	1	0-0	2-21	5	4	0	3-3	0	1	0	7	38
Sep 08	at Arizona State	55	10	65	9.0-29	2.0-11	1	0-0	1-0	0	2	0	1-1	0	0	0	0	13
Sep 22	at Indiana	53	16	69	9.0-34	5.0-24	1	0-0	2-73	1	3	0	5-5	0	0	0	7	35
Sep 29	CENTRAL MICHIGAN	28	28	56	6.0-21	3.0-16	0	0-0	2-36	4	6	0	4-4	0	0	0	10	31
Oct 06	NORTHWESTERN	27	42	69	8.0-30	1.0-12	0	0-0	2-10	5	5	0	1-1	0	0	0	10	19
Oct 13	at Penn State	39	26	65	2.0-8	1.0-7	1	1-0	0-0	1	4	0	3-3	0	0	0	0	21
Michigan State		233	164	397	38.0-149	14.0-89	4	1-0	9-140	16	24	0	17-17	0	1	0	34	157
		236	188	424	38.0-171	15.0-114	7	3-0	7-114	15	32	1	13-13	0	2	0	25	134

		Punting									Field Goals			Kickoffs				
Date	Opponent	no.	yds	avg	long	blkd	tb	fc	50+	i20	md-att	long	blkd	no.	yds	avg	tb	ob
Aug 31	UTAH STATE	2	79	39.5	49	0	0	0	0	0	3-3	49	0	8	501	62.6	6	0
Sep 08	at Arizona State	6	266	44.3	74	1	0	1	2	2	2-2	37	0	4	260	65.0	1	0
Sep 22	at Indiana	6	223	37.2	46	0	1	3	0	0	0-0	0	0	6	350	58.3	5	0
Sep 29	CENTRAL MICHIGAN	4	142	35.5	48	0	0	2	0	3	1-1	33	0	6	308	51.3	1	1
Oct 06	NORTHWESTERN	7	286	40.9	63	0	0	2	1	5	2-2	27	0	5	319	63.8	4	0
Oct 13	at Penn State	10	404	40.4	49	0	1	3	0	3	0-0	0	0	4	241	60.2	1	0
Michigan State		35	1400	40.0	74	1	2	11	3	13	8-8	49	0	33	1979	60.0	18	1
		34	1422	41.8	56	0	3	9	4	9	9-11	49	0	28	1658	59.2	14	0

The Automated ScoreBook
Michigan State Opponent Game-by-Game (as of Oct 13, 2018)
All games

OPPONENT STATISTICS

		Rushing				Receiving				Passing				Kick Returns				Punt Returns				tot		
Date	Opponent	no.	yds	td	lg	no.	yds	td	lg	cmp	att	int	yds	td	lg	no.	yds	td	lg	no.	yds	td	lg	off
Aug 31	UTAH STATE	25	25	3	9	29	319	0	28	29	44	2	319	0	28	2	48	0	24	1	13	0	13	344
Sep 08	at Arizona State	29	44	0	14	30	380	1	38	30	48	1	380	1	38	3	61	0	24	3	12	0	10	424
Sep 22	at Indiana	32	29	0	12	32	272	2	65	32	46	2	272	2	65	0	0	0	0	1	19	0	19	301
Sep 29	CENTRAL MICHIGAN	22	63	0	16	20	182	2	35	20	35	2	182	2	35	4	43	0	17	1	3	0	3	245
Oct 06	NORTHWESTERN	20	8	1	11	31	373	3	77	31	47	2	373	3	77	1	29	0	29	3	19	0	11	381
Oct 13	at Penn State	32	205	1	78	19	192	1	25	19	32	0	192	1	25	3	57	0	24	4	17	0	15	397
Opponents		160	374	5	78	161	1718	9	77	161	252	9	1718	9	77	13	238	0	29	13	83	0	19	2092
		216	738	10	75	137	1629	8	40	137	228	7	1629	8	40	10	246	0	43	13	82	0	24	2367

Games: 6 • Avg/rush: 2.3 • Avg/catch: 10.7 • Pass effc: 125.80 • KR avg: 18.3 • PR avg: 6.4 • All purpose avg/game: 421.2 • Total offense avg/gm: 348.7

Date	Opponent	Tackles				Sacks no-yds	Fumble		Pass Defense			blkd kick	PAT Attempts			off		
		ua	a	total	tfl-yds		ff	fr-yds	int-yds	qbh	brup		kick	rush	rcv	saf	t/o	pts
Aug 31	UTAH STATE	32	56	88	3.0-23	3.0-23	1	1-0	1-40	3	2	0	4-4	0	0	0	7	31
Sep 08	at Arizona State	44	14	58	5.0-22	2.0-15	1	0-0	1-16	0	4	1	1-1	0	0	0	0	16
Sep 22	at Indiana	46	12	58	9.0-51	3.0-37	3	2-0	2-4	2	2	0	1-1	0	1	0	18	21
Sep 29	CENTRAL MICHIGAN	41	44	85	8.0-26	2.0-13	0	0-0	1-0	1	1	0	2-2	0	0	0	0	20
Oct 06	NORTHWESTERN	33	30	63	6.0-27	2.0-12	0	0-0	1-17	4	8	0	3-3	0	1	0	0	29
Oct 13	at Penn State	40	32	72	7.0-22	3.0-14	2	0-0	1-37	5	15	0	2-2	0	0	0	0	17
Opponents		236	188	424	38.0-171	15.0-114	7	3-0	7-114	15	32	1	13-13	0	2	0	25	134
		233	164	397	38.0-149	14.0-89	4	1-0	9-140	16	24	0	17-17	0	1	0	34	157

		Punting									Field Goals			Kickoffs				
Date	Opponent	no.	yds	avg	long	blkd	tb	fc	50+	i20	md-att	long	blkd	no.	yds	avg	tb	ob
Aug 31	UTAH STATE	3	97	32.3	40	0	1	0	0	0	1-1	40	0	6	372	62.0	2	0
Sep 08	at Arizona State	5	217	43.4	55	0	0	3	1	4	3-3	49	0	4	260	65.0	4	0
Sep 22	at Indiana	7	279	39.9	46	0	0	3	0	1	2-2	36	0	5	295	59.0	3	0
Sep 29	CENTRAL MICHIGAN	5	202	40.4	49	0	0	0	0	0	2-2	40	0	4	179	44.8	0	0
Oct 06	NORTHWESTERN	6	263	43.8	56	0	1	2	2	3	0-1	0	0	5	293	58.6	2	0
Oct 13	at Penn State	8	364	45.5	52	0	1	1	1	1	1-2	20	0	4	259	64.8	3	0
Opponents		34	1422	41.8	56	0	3	9	4	9	9-11	49	0	28	1658	59.2	14	0
		35	1400	40.0	74	1	2	11	3	13	8-8	49	0	33	1979	60.0	18	1