



19-11
 Overall

MSUM Athletics Website: www.msumdragons.com
 Home Facility: Nemzek Fieldhouse
 1104 7th Ave South Moorhead, Minn. 56563

2021-22 MSU Moorhead Results (19-11, 11-7 NSIC)

DATE OPP. TIME/RESULT RECORD

October (1-2)

Oct. 29-31, D2 Tip-Off Classic, Canyon, Texas

29 vs. RV-Daemen College (N.Y.) L, 63-67 0-1

30 at #3 West Texas A&M L, 63-85 0-2

31 vs. #5 Colorado Mesa W, 81-71 1-2

November (5-2)

12 vs. Southeastern Oklahoma ... W, 79-78 2-2

13 at RV-Oklahoma Baptist L, 87-90, 2 OT... 2-3

16 vs. Crown College W, 136-65... 3-3

19 vs. Mayville State W, 84-70 4-3

23 vs. Northern State* W, 75-65 5-3

Thanksgiving Challenge, Moorhead

26 vs. Winona State W, 76-67 6-3

27 vs. Sioux Falls (S.D.) L, 76-80 6-4

December (3-3)

2 at UMary* L, 79-80 6-5

4 vs. Minot State* L, 74-88 6-6

10 at Bemidji State* W, 68-53 7-6

11 at Minnesota Crookston* W, 75-60 8-6

17 vs. St. Cloud State* W, 97-63 9-6

18 vs. #17 Minnesota Duluth* L, 71-92 9-7

January (2-3)

2 at Northern State* L, 80-83, 2 OT... 9-8

7 at Augustana* cancelled

8 at Wayne State* cancelled

14 vs. Sioux Falls (S.D.)* cancelled

15 vs. Southwest State* cancelled

21 vs. Winona State* W, 74-58 10-8

22 vs. #13 Upper Iowa* L, 63-66 10-9

28 at Minnesota State Mankato* L, 68-74 10-10

29 at Concordia St. Paul* W, 85-66 11-10

February (7-1)

4 at #7 Minnesota Duluth* L, 70-80 11-11

5 at St. Cloud State* W, 69-67 12-11

12 vs. Bemidji State* W, 83-77 13-11

13 vs. Minnesota Crookston* W, 77-63 14-11

17 vs. UMary* W, 79-65 15-11

19 at Minot State* W, 87-76 16-11

27 vs. SCSU (NSIC tourney) W, 92-77 17-11

28 vs. #5 Augie (NSIC tourney) W, 69-53 18-11

March (1-0)

1 vs. No. 12 UMD (NSIC tourney) W, 81-73 19-11

12 vs. #10 NW Missouri State* ... 12 p.m.

*NSIC game

%NCAA Regional, Sioux Falls

NCAA Regional Opponent

Game 31

vs. No. 10 NW Missouri State
 (28-5)

Saturday, March 12, 12 p.m.
 Sanford Pentagon
 Sioux Falls, SD

THE BREAKDOWN

WHAT'S AHEAD...

The Minnesota State University Moorhead men's basketball team is set to compete in the NCAA Regional Tournament. The Dragons' first round opponent is No. 10-ranked and defending national champion Northwest Missouri State on Saturday at noon at the Sanford Pentagon in Sioux Falls, S.D.

The Dragons are making their sixth NCAA appearance in Chad Walthall's 12-year tenure as MSUM head coach.

MSUM leads the all-time series, which dates back to 1958-59, with Northwest Missouri State 4-1. The Dragons won four straight meetings before falling in the most recent matchup, on Nov. 9, 2019, by a score of 92-71 at a neutral site at a Missouri tournament.

MSUM beat the Bearcats, 47-42 in the NCAA Central Regional Final on March 17, 2015 -- also at the Sanford Pentagon on its way to the NCAA D2 Elite Eight.

The Dragons are 19-11 on the season after beating St. Cloud State (92-77), No. 5 Augustana (69-53) and No. 12 Minnesota Duluth (81-73) to win

their first-ever NSIC/Sanford Health Tournament crown.

Junior Lorenzo McGhee leads the team in points per game with 12.4, followed closely by junior Gavin Baumgartner with 11.8 points per game. Baumgartner also leads the team in assists per game with 3.4. Sophomore Dane Zimmer leads the team in rebounds per game with 6.9.

Walthall is in his 12th season as head coach at MSUM.

About Northwest Missouri State

The Bearcats are 28-5 on the season after defeating Rogers State, No. 21-ranked Fort Hays State, and Washburn University to win the MIAA Tournament Championship last weekend. Junior Trevor Hudgins leads the team in points per game with 23.6 and also leads the team in assists per game with 4.2. Junior Diego Bernard leads the team in rebounds per game with 5.5, followed closely by sophomore Wes Dreamer with 5.4 rebounds per game. Ben McCollum is in his 12th season as head coach at Northwest Missouri State.

PROBABLE STARTERS

subject to change without notice

POS	HT/YR	#	NAME	Key Stats
G	6-3/FR	11	Gabe Myren	career-high 20 points in win over SCSU (2/27)
G	6-4/JR	12	Gavin Baumgartner	Moved into 8th on all-time MSUM scoring list
F	6-5/JR	1	Lorenzo McGhee	Had 24 points in win over No. 5 Augie (2/28)
F	6-7/JR	10	Jaden Stanley-Williams	Scored 15 points in NSIC championship win
C	6-10/SR	35	Jesse Bergh	Scored in double figures four times in 2021-22



I chose
 Division II



Twitter - @MSUMDragons

Snapchat - MSUMDragons



Facebook.com/msum.dragons

Instagram.com/msumdragons

Dragon Men's Basketball

UNIVERSITY FACTS

Location.....	Moorhead, Minn.
Founded.....	1887
Enrollment.....	6,000
Nickname.....	Dragons
Colors.....	Red & White
Mascot.....	Scorch
Affiliation.....	NCAA Division II
Conference.....	Northern Sun Intercollegiate
President.....	Dr. Anne Blackhurst
Interim Athletic Director.....	Chad Markuson
Athletics Phone.....	218-477-2622
Athletics Fax.....	218-477-2324

BASKETBALL HISTORY

First Year.....	1924
All-Time Record.....	1,152-1,065
Home Field.....	Alex Nemzek Fieldhouse
Capacity.....	3,000
2020-21 Overall Record.....	11-5
2020-21 NSIC Record/Finish.....	9-1/2nd NSIC North
2020-21 Letterwinners Ret./Lost.....	11/3
2020-21 Starters Returning/Lost.....	5/0

TEAM FACTS

Head Coach.....	Chad Walthall
Record at MSUM (Yrs.).....	240-119 (12th)
Career Record (Yrs.).....	353-187 (19th)
NSIC Championships (Last).....	7 (2016-17, NSIC Regular Season Champions)
Assistant Coaches.....	Tim Bergstraser, Cade Niehaus
Student Manager.....	Jacob Sobolik
Strength & Conditioning.....	Phil Herkenhoff
Head Athletic Trainer.....	Andrea Scott
Men's Basketball Athletic Trainer.....	Keith Wiedrich

MSUM ATHLETICS COMMUNICATIONS

Assistant AD for Media Relations.....	Tom Berg
E-mail.....	tom.berg@mnstate.edu
Office.....	218.477.2550

MORE ABOUT MSUM...

First NSIC Tournament Title

The MSUM men are playing their best basketball late in the year, as evidence by their eight-game winning streak. That included three wins in the NSIC tournament over St. Cloud State, No. 5 Augustana and No. 12 Minnesota Duluth. The win over UMD gave the Dragons their first-ever NSIC tournament championship and gave them the automatic berth from the NSIC to the NCAA tournament. Junior Gavin Baumgartner was named the NSIC tournament MVP with Gatdoar Kueth and Lorenzo McGhee also earned all-tournament honors.

Back in the NAAs

This will mark the sixth trip to the NCAA tournament for the Dragon men in Chad Walthall's 12 years as head coach. MSUM won its opening round game in 2021-22 before falling to Northern State in the second round.

McGhee, Baumgartner Earn All-NSIC Honors

McGhee was named to the All-Northern Sun Intercollegiate Conference First Team in men's basketball while junior guard Gavin Baumgartner earned All-NSIC Second Team Honors.

McGhee earned his second straight All-NSIC First Team honor after averaging 12.4 points and 4.6 games this season. He shot 48.7 percent from the field. He scored in double figures in 10 of the Dragons' final 11 games. In 18 NSIC games, McGhee averaged 13.2 points and 4.5 rebounds per game while shooting 52 percent. Baumgartner picked up his second All-NSIC honor of his career; he was All-NSIC First Team in 2019-20. Baumgartner averaged 12.1 points, 4.4 rebounds and 3.2 assists per game this season. In 18 NSIC games, Baumgartner averaged 12.4 points. 4.2 rebounds and 3.2 assists per game.

Bench Delivers Big

The play of the Dragon bench has helped ignite the eight-game winning streak. During those eight games, MSUM's bench has outscored the opposition 314-86, including decisive amounts in wins over UMary (57-9 advantage) and Minot State (61-17). That is an average of 39.5-10.8 during that winning streak.

Baumgartner Climbs into Top 10 on MSUM Scoring List

Junior guard Gavin Baumgartner is at 1,521 career points heading into this weekend's games. He is currently eight in school history in scoring. Baumgartner scored a career-high 32 points in the 84-70 win over Mayville State. Baumgartner is 30th in the nation in assists to turnover ratio and was also named the NSIC tournament MVP.

2021-22 MSUM Men's Basketball Roster

No.	Name	Pos.	Ht.	Yr.	Hometown/Last School
1	Lorenzo McGhee	G	6-5	Jr.	Decatur, Geo. / Columbia
2	Bryce Irsfeld	G	6-0	Jr.	Browerville, Minn. / Browerville
3	Jordan Johnson	G	6-1	RS	Elkhorn, Wis. / Elkhorn Area
4	Jacob Beeninga	G	6-0	Fr.	Maple Grove, Minn. / Wayzata
5	Trevor Kaiser	G	6-2	Fr.	Dassel, Minn. / Dassel-Cokato
10	Jaden Stanley-Williams	F	6-7	Jr.	Rocky Boy, Mont. / Discovery
11	Gabe Myren	G	6-3	Fr.	Blaine, Minn. / Spring Lake Park
12	Gavin Baumgartner	G	6-4	Jr.	Plymouth, Minn. / Wayzata
13	Siman Sem	G	6-4	Jr.	Fargo, N.D. / Fargo North
15	Reid Gastner	G	6-4	Fr.	Lake City, Minn. / Lake City
20	Wyatt Hanson	F	6-5	Jr.	Stanley, N.D. / Stanley
22	Eddie Beeninga	G	6-1	RS	Maple Grove, Minn. / Wayzata
24	Dane Zimmer	F	6-7	So.	Hopkins, Minn. / Hopkins
25	Gatdoar Kueth	F	6-6	Sr.	Des Moines, Iowa / Roosevelt
32	Drew Hagen	F	6-6	RS	Moorhead Minn. / Moorhead
33	Chance Fazio	C	7-0	RS	Fergus Falls, Minn. / Fergus Falls
35	Jesse Bergh	C	6-10	Jr.	Audubon, Minn. / Lake Park-Audubon
41	Owen Hektner	F	6-8	RS	Fargo, N.D. / Davies

Head Coach: Chad Walthall (Concordia College, '91) - 12th Season
 Assistant Coach: Tim Bergstraser (St. Cloud State, '13) - 4th Season
 Graduate Assistant Coach: Cade Niehaus (1st season)
 Strength & Conditioning Coach: Phil Herkenhoff
 Athletic Trainer: Keith Wiedrich
 Student Manager: Jacob Sobolik

PRONUNCIATION GUIDE

4 (Jacob) beh-NIN-ga
 #10 (Eddie) beh-NIN-ga
 #25 Guh-door Kweth

2021-22 Dragon Men's Basketball

SPOTTERS PAGE/RADIO-TV ROSTER




1 Lorenzo McGhee
G, 6-5
Junior



2 Bryce Irsfeld
G, 6-0
Junior



3 Jordan Johnson
G, 6-1
Redshirt



4 Jacob Beeninga
G, 6-0
Freshman



5 Trevor Kaiser
G, 6-2
Junior



10 Jaden Stanley-Williams
F, 6-7
Junior



11 Gabe Myren
G, 6-3
Freshman



12 Gavin Baumgartner
G, 6-4
Junior



13 Siman Sem
G, 6-4
Junior



15 Reid Gastner
G, 6-4
Freshman



20 Wyatt Hanson
F, 6-5
Senior



22 Eddie Beeninga
G, 6-1
Redshirt



24 Dane Zimmer
F, 6-7
Sophomore



25 Gatdoar Kueth
F, 6-6
Senior



32 Drew Hagen
F, 6-6
Redshirt



33 Chance Fazio
C, 7-0
Redshirt



35 Jesse Bergh
C, 6-10
Senior




41 Owen Hektner
F, 6-8
Redshirt



Chad Walthall
Head Coach
12th Season



Tim Bergstraser
Assistant Coach
4th Season



Cade Niehaus
Assistant Coach
1st Season

2021-22 Dragon Men's Basketball




2021-22 PLAYERS OF THE WEEK

Week	North	South
Week 1	Drew Blair (UMD)	Tyler Riemersma (Augie)
Week 2	Sam Masten (NSU)	Jake Phipps (SMSU)
Week 3	Austin Andrews (UMD)	Joe Smoldt (Upper Iowa)
Week 4	Austin Andrews (UMD)	Quincy Anderson (MSU)
Week 5	Caleb Donaldson (SC)	Tyler Riemersma (Augie)
Week 6	Austin Andrews (UMD)	Jake Phipps (SMSU)
Week 7	Jacksen Moni (NSU)	Jack Thompson (USF)
Week 8	Austin Andrews (UMD)	Kenny Byers (SMSU)
Week 9	Sam Masten (NSU)	Jake Hilmer (UIU)
Week 10	Melvin Newbern (MInot)	Tyler Riemersma (Aug)
Week 11	Drew Blair (UMD)	Alec Rosner (Winona)
Week 12	Austin Andrews (UMD)	Tyler Riemersma (Augie)
Week 13	Kai Huntsberry (UM)	Tyler Riemersma (Augie)

2021-22 CAPTAINS



#2 Bryce Irsfeld
6-0, Jr., G
Browerville, Minn.



#12 Gavin Baumgartner
6-4, Jr., G
Plymouth, Minn.



NABC Division II Poll (March 8 poll)

No.	Team	Record	Pts
1	Nova Southeastern (16)	28-0	400
2	West Liberty	29-2	381
3	Indiana	29-2	370
4	Queens (NC)	28-3	331
5	Augusta	28-3	328
6	Augustana	24-3	296
7	Lubbock Christian	24-3	288
8	Cal State San Bernardino	23-3	272
9	Cal State San Marcos	20-4	260
10	Northwest Missouri State	28-5	249
11	UNC Pembroke	26-3	224
12	Lincoln Memorial	25-4	214
13	Minnesota Duluth	25-5	203
14	Bentley	22-4	194
15	Chico State	19-4	186
16	West Texas A&M	28-6	172
17	Upper Iowa	25-5	147
18	Central Oklahoma	24-6	128
19	St. Thomas Aquinas	26-4	110
20	Walsh	22-6	86
21	Miles	24-4	69
22	Black Hills State	22-7	52
23	Mercyhurst	24-6	50
24	Fairmont State	23-7	46
25	Barry	20-8	29

Others receiving votes: Fort Hays State 23, West Alabama 16, Flagler 14, Ferris State 12, Point Loma 5, Washburn 5, Embry-Riddle 3, Hillsdale 3, Missouri-St. Louis 2, **MSU Moorhead 2**, California 1, Franklin Pierce 1.



#1 Lorenzo McGhee
6-4, Sr., G
Decatur, Ga.



2021-22 NSIC STANDINGS

Team	Conf.	CPct.	Overall	Pct.	Div.	DPct	Streak
North							
Minnesota Duluth	16-4	.800	25-5	.833	11-2	.846	L1
MSU Moorhead	11-7	.611	19-11	.633	9-5	.643	W8
Northern State	13-9	.591	20-12	.625	9-5	.643	L1
Minot State	9-9	.500	15-10	.600	7-7	.500	L3
UMary	9-12	.429	11-17	.393	7-7	.500	L1
St. Cloud State	6-13	.316	11-18	.379	5-8	.385	L1
Bemidji State	5-16	.238	8-17	.320	5-9	.357	W1
Minnesota Crookston	5-16	.238	8-19	.296	2-12	.143	L5
South							
Augustana	17-2	.895	24-3	.889	11-2	.846	L1
Upper Iowa	18-4	.818	25-5	.833	11-3	.786	L1
Wayne State	11-8	.579	14-12	.538	7-6	.538	L1
Winona State	11-9	.550	15-11	.577	5-7	.417	L2
SMSU	10-10	.500	15-12	.556	7-7	.500	L1
Minnesota State	9-9	.500	16-10	.615	7-7	.500	L1
Sioux Falls	7-12	.368	11-14	.440	5-9	.357	L5
Concordia-St. Paul	2-19	.095	3-25	.107	1-13	.071	L4



Dragon Men's Basketball

DRAGONS TEAM RECORDS

TEAM SINGLE GAME RECORDS

Most Points.....	136 vs. Crown College (2021)
Most Field Goals.....	52 vs. Crossroads College (2016)
Most FG Attempts.....	96 vs. North Dakota State (1977)
Most 3-Point FGs.....	19 vs. Concordia College (2011)
Most 3-Point FG Attempts.....	41 vs. Oklahoma Baptist (11/13/21)
Best FG %.....	.777 (24 of 37) vs. UM Duluth (1985)
Best 3-Point FG %.....	1.000 (5 of 5) vs. St. Cloud State (1989)
Most FTs.....	41 vs. North Dakota SCS (1963)
Most FT Attempts.....	63 vs. North Dakota SCS (1963)
Best FT %.....	1.000 (vs. several teams)

INDIVIDUAL SINGLE GAME RECORDS

FG Attempts.....	33 - Andrew Kelson (vs. UM Morris, 1976)
FGs Made.....	20 - Mike Polomny (vs. UW River Falls, 1990)
3-PT FG Attempts.....	16 - Bobby Beck (vs. UM Duluth, 1995)
3-PT FGs Made.....	9 - Jordan Riewer (vs. Concordia-St. Paul, 2015)
FT Attempts.....	26 - John Torgerson (vs. St. Cloud State, 1954)
FTs Made.....	21 - Brett Beeson (vs. SMSU, 1995, vs. Augustana, 1995)
Rebounds.....	25 - Jerry Barney (vs. Bemidji State, 1971)
Assists.....	15 - Dave Joerger (vs. Winona State, 1996)
Steals.....	10 - Rob Sullivan (vs. Valley City State, 2003)
Blocked Shots.....	7 - Mark Andrews (vs. St. Cloud State, 1992)
Points Scored.....	54 - Brett Beeson (vs. UM Morris, 1996)

COACHING RECORDS

NAME	YEARS	SEASONS	W	L	PCT
Chad Walthall	2010-Present	11*	240	119	67.2%
Stu Engen	2002-2010	8	102	122	45.5%
Mike Olson	1999-2002	3	36	45	44.4%
Dave Schellhase	1975-82, 87-98	18	298	240	55.3%
John Nelson	1982-87	5	61	80	43.9%
Dennis Anderson	1972-75	3	35	41	46.0%
Marv Skaar	1967-72	5	87	35	71.3%
Larry MacLeod	1954-67	12	136	129	51.3%
Glenn Cafer	1961-62	1	13	10	56.5%
Roy Domek	1942-54	11	95	148	39.0%
Neil Wohlwend	1943-44	1	5	3	62.5%
Edwin Hammer	1941-42	1	12	11	52.2%
Sliv Nemzek	1924-41	17	106	138	43.4%
TOTAL	1924-present	96	1180	1094	51.9%

* indicates currently in season

NSIC Preseason Coaches Poll

Overall	Points
1. MSU Moorhead (13)	222
2. Wayne State (2)	195
3. Minnesota State (1)	192
4. Augustana	175
5. Upper Iowa	164
6. Minnesota Duluth	142
7. St. Cloud State	132
8. Sioux Falls	131
9. Northern State	119
10. Minot State	109
11. Winona State	98
12. Bemidji State	84
13. SMSU	62
14. Concordia-St. Paul	39
15. UMary	34
16. MN Crookston	22

(first place votes in parentheses)

NSIC North Coaches Poll

Overall	Points
1. MSU Moorhead (7)	49
2. St. Cloud State (1)	36
3. Minnesota Duluth	35
4. Minot State	34
5. Northern State	26
6. Bemidji State	24
7. MN Crookston	10
7. UMary	10

NSIC South Coaches Poll

Overall	Points
1. Wayne State (4)	42
Minnesota State (2)	42
3. Upper Iowa (2)	39
4. Augustana	35
5. Sioux Falls	25
6. Winona State	21
7. SMSU	12
8. Concordia-St. Paul	8

In the Lair...

MSUM at Nemzek Fieldhouse

Season	vs. Non-Conf.	vs. NSIC	Overall
2008-09	2-0	3-7	5-7
2009-10	2-1	3-7	5-8
2010-11	2-0	7-4	9-4
2011-12	4-0	9-3	13-3
2012-13	3-0	9-3	12-3
2013-14	5-0	9-2	14-2
2014-15	4-0	11-0	15-0
2015-16	4-0	9-2	13-2
2016-17	1-0	9-3	10-3
2017-18	2-0	4-7	6-7
2018-19	3-0	7-5	10-5
2019-20	4-0	6-5	10-5
2020-21	0-2	4-0	4-2
2021-22	3-1	5-3	7-3
Totals	39-4	94-59	126-54

Record By NSIC Opponent

Team	All-Time Record
Augustana University.....	5-23
Bemidji State University.....	104-86
Concordia University-St. Paul.....	21-12
University of Mary.....	18-17
University of Minnesota Crookston.....	40-13
University of Minnesota Duluth.....	47-85
Minnesota State University, Mankato.....	35-67
Minot State University.....	32-12
Northern State University.....	41-70
University of Sioux Falls.....	10-5
Southwest Minnesota State University.....	59-43
St. Cloud State University.....	52-85
Upper Iowa University.....	15-10
Wayne State College.....	13-20
Winona State University.....	77-82

2021-22 Season Highs

Points.....	136 vs. Crown (11/16/21)
Rebounds.....	49 vs. OBU (11/13/21)
Assists.....	20 vs. OBU (11/13/21)
Blocks.....	6 vs. WTAM (10/30/21)
Steals.....	11 2x, last vs. Crown (11/16/21)
FGs.....	45 vs. Crown (11/16/21)
FGA.....	79 vs. OBU (11/13/21)
FG%.....	72.6 percent vs. Mayville (11/9/21)
3FGs.....	15 vs. Crown (11/16/21)
3FGA.....	41 vs. Oklahoma Baptist (11/13/21)
3FG%.....	.625 percent (15-24) vs. Crown (11/16/21)
FTs.....	31 vs. Crown (11/16/21)
FTA.....	38 vs. Crown (11/16/21)
FT%.....	100 percent (17-17) vs. Colorado Mesa (10/31/21)
Turnovers.....	18 vs. Sioux Falls (11/27/21)



Dragon Men's Basketball

HC CHAD WALTHALL

12TH SEASON

Record at MSUM: 240-119

4-time NSIC North Champions



In 11 seasons as head men's basketball coach at Minnesota State University Moorhead, Chad Walthall has continued to enhance his reputation as a program builder, and now a perennial leader in the NSIC. Walthall remarkably has led teams to winning seasons in conference play for 17 of his 18 seasons as a collegiate head coach.

The Dragons continue to be recognized as one of the most consistent programs in the country, as they have averaged 21 wins per year in his 11 seasons at MSUM. He garnered national recognition at the CollegiateSider.com Awards Banquet in April 2015, where Walthall was awarded with the Clarence "Big House" Gaines National Coach of the Year Award. The honor is given annually to the top Division II coach in the country. In addition, Walthall was also recognized as Central Region Coach of the Year and NSIC Coach of the Year.

ment from the previous year. The team also led the NSIC in points per game (86.1) and field goal percentage (52%). This was accomplished playing 5 freshmen that started or played significant minutes.

During 2017-18, the Dragons greatly improved thru out the season as they strived for long term success and their continued tradition. The season was highlighted by an upset over NCAA regional semi-finalist Southwest State. Senior point guard Tanner Kretschman finished his career as the all-time assist leader in Dragon history. Tanner led the NCAA for two seasons in assist/turnover ratio in 2016 & 2017.

In 2016-17, an experienced group of upperclassmen posted a 24-6 record, winning the NSIC Regular Season Championship for the second time in the last three years, and the NSIC North Division title for the fourth consecutive season. MSUM made its third consecutive NCAA Tournament, marking four out of six years under the direction of Walthall. For the second consecutive season, the Dragons posted a 19-3 mark in NSIC play. Senior guard Aaron Lien was honored with Northern Sun Intercollegiate Conference Player of the Year, D2CCA All-Central Region First Team, NABC Division II All-District Central Region First Team and NABC All-American. Junior guard Tanner Kretschman was awarded spots on the NSIC All-Conference First Team and 2017 NABC Coaches' Division II All-District Central Region Second Team.

In 2015-16, the experienced MSUM team posted a 30-6 record and won the NSIC North Division title for the third consecutive season. MSUM's postseason run included a trip to the NSIC Tournament Championship game and another NCAA Tournament appearance, the third in five years under Walthall. The Dragons posted a 19-3 conference record and recorded a school record of 16 straight victories during the season. Under Walthall, MSUM has been ranked in the National Association of Basketball Coaches Poll for 31 straight weeks, including 24 weeks spent in the top 10 of the poll. The 2015-16 Dragons ended with a No. 7 ranking and earned the highest ranking in school history at No. 3 during the season.

The 2014-15 season was a memorable one as Walthall led the Dragons to a 35-4 record (most wins in school history) and a NCAA Tournament appearance for the second time in his tenure. MSUM's postseason run included a trip to the NSIC Tournament Championship game, a NCAA Central Region Championship and an Elite 8 appearance, the first appearance in school history. The Dragons were crowned NSIC regular season champions and NSIC North Division champions after posting a 20-2 conference record. Walthall was named NSIC Coach of the Year while senior guard Jordan Riewer was named Player of the Year.

In 2013-14, a young MSUM team with only two seniors posted a 21-8 record and won their first NSIC North Division title in the last regular season game in overtime vs University of Mary.

The Dragons won their first championship in 32 years (1981-82).

In 2012-13, MSUM started the season with a 13-1 record, but due to untimely injuries the Dragons went thru a difficult mid-season slump only to end the regular season winning 3 games in a row to finish at 19-11.

In Walthall's second season (2011-12), the Dragon squad advanced all the way to NSIC conference championship game as well as returned to the NCAA Tournament for the first time since 1965. The Dragons recorded a first-round win in the tournament and advanced to the NCAA regional semifinals, posting a 21-10 record in the 2011-12 campaign. It was the first 20 win season for the MSUM program since 1981-82.

In Walthall's first season (2010-11), he proved he was more than capable of rebuilding the Dragon basketball program. In 14 years prior to his arrival, the program had won only 40 percent of its games and posted just two winning conference seasons. Walthall led the Dragons to their first over-all (15-12) and NSIC (12-10) winning season since 2002-03.

Prior to arriving at MSUM, Walthall was an assistant coach in the Big Ten Conference at Iowa from 2007-10.

In 2000 Walthall was hired as Head Basketball Coach at Loras College. He served seven seasons (2000-07) becoming the third winningest coach in school history. He also served as Director of Athletics from 2004-07.

Walthall was named 2006-07 Iowa Intercollegiate Conference (IAC) Coach of the Year while leading the Duhawks to a 15-1 conference record and the IAC title. It was the first IAC title for Loras since the 1950-51 season and its most conference wins in school history. Along with achieving regular season success, Walthall led Loras to its first IAC tournament title and first NCAA tournament berth in school history. His seven-year mark at Loras was 116-69.

Walthall took over the Loras program after serving as assistant coach at Eastern Michigan for two years (1998-2000) and St. Olaf College for four years (1994-98). He was a high school head coach at Redwood Valley for one season (1993-94), and graduate assistant coach at St. Cloud State University for two years (1991-93). Seven assistant coaches who have worked with Walthall at MSUM and Loras have advanced to head coaches at the collegiate level.

Walthall attended Concordia College in Moorhead, Minn., earning a bachelor's degree in Physical Education and Health. While at St. Cloud State he earned his master's degree in Athletics Administration.

Walthall is a native of Staples, Minn. and currently resides in Moorhead. He and his wife, Jenni, have four children, a daughter Brooke (20), twin sons Brady and Blake (18), and son Beau (14).

WALTHALL YEAR-BY-YEAR

Season	School	Overall	Conf.
2021-22	MSUM	19-11	11-7
2020-21	MSUM	11-5	9-1
2019-20	MSUM	19-12	13-9
2018-19	MSUM	19-12	13-10
2017-18	MSUM	7-22	5-17
2016-17	MSUM	24-6	19-3
2015-16	MSUM	30-6	19-3
2014-15	MSUM	35-4	20-2
2013-14	MSUM	21-8	15-7
2012-13	MSUM	19-11	12-10
2011-12	MSUM	21-10	14-8
2010-11	MSUM	15-12	12-10
2006-07	Loras	21-7	15-1
2005-06	Loras	17-9	10-6
2004-05	Loras	18-8	12-4
2003-04	Loras	16-10	9-7
2002-03	Loras	17-10	11-7
2001-02	Loras	15-12	11-7
2000-01	Loras	12-13	11-9
TOTAL		356-187	234-126

*As head coach

COACHING NOTES

- Named the Clarence "Big House" Gaines Coach of the Year in April of 2015. He was also recognized as NSIC Coach of the year for the 2014-15 season.
- Chad Walthall was named Head Coach in May of 2010, becoming the 13th Men's Basketball Coach in the 46 year history of the program.
- Walthall spent three years as an assistant coach at the University of Iowa prior to arriving at MSUM.
- Spent seven seasons as head coach for Loras College.
- Served as assistant coach at Eastern Michigan for two years and St. Olaf for four.
- Graduate Assistant at St. Cloud State for two years.

COACHING STAFF

Assistant Coaches: Tim Bergstraser, Cade Niehaus
Strength & Conditioning Coach: Phil Herkenhoff
Head Athletic Trainer: Andrea Scott
Men's Basketball Athletic Trainer: Keith Wiedrich

Posting an 89-16 record from 2015-17, including a 58-8 record in conference play, MSUM is poised to continue its success in the future under Walthall. The Dragons' 11-year success under Walthall has seen MSUM produce a 221-108 record, the most wins in any eleven-year period in school history. In the five years before Walthall was hired, the Dragons posted a record of 63-74. Under Coach Walthall, the Dragons are 149-79 in NSIC play. MSUM has reached 19 or more wins eight times in his during Walthall's tenure, including earning 30 or more wins in back-to-back seasons (2014-15, 2016-17).

The global pandemic made the shortened 2020-21 season unprecedented. The Dragons persevered with just one loss in conference play. During the regular season the Dragons defeated the No. 1 ranked team in the country Northern State on their home floor. The Dragons advanced to the NSIC tournament Championship game which also assured a NCAA berth for the fifth time in the last 10 seasons. The Dragons won their NCAA first round game vs Wayne State and advanced to the regional semi-finals. Junior Lorenzo McGhee was recognized with first-team All-Conference honors, and also named to the All-District Central Region second team. Junior Bryce Irsfeld was selected All-NSIC second team while honorable mention went to sophomore Dane Zimmer. Junior Gavin Baumgartner reached the 1,000-point club and senior Jake Mertens was selected Academic NSIC Elite 18 winner for the second year in a row.

In 2019-20 the Dragons were inexperienced as it consisted of only one senior and two juniors. Despite the youthful roster the Dragons earned a third seed in the NSIC conference tournament and advanced to the semifinals with wins vs Wayne State and Upper Iowa. Senior captain Johnny Beeninga finished his career as part of the 1000 point club and sophomore Gavin Baumgartner was recognized for his outstanding play with first-team all-conference honors.

The 2018-19 season showed great improvement and optimism for the future as the Dragons led the NSIC with a 12-win improve-

Dragon Men's Basketball



1 Lorenzo McGhee
6-5 | JR. | G | Decatur, Ga. | Columbia

SEASON HIGHS

Points: 28 vs. SCSU (2/5/22)
Rebounds: 10 2x, last vs. Winona (1/21/22)
Assists: 5 at UMD (2/4/22)
Blocks: 2 vs. Northern State (11/23/21)
Steals: 5 vs. Oklahoma Baptist (11/13/21)
Made FG's: 12 at SCSU (2/5/22)
Made 3-FG's: 4 at SCSU (2/5/22)
Made FT's: 7 vs. Winona (1/21/22)
Minutes: 37 vs. Oklahoma Baptist (11/13/21)

CAREER HIGHS

Points: 31 vs. Camp Harrodsburg (12/2/19)
Rebounds: 10 2x, last vs. Winona (1/21/22)
Assists: 6 vs. Carver (12/11/19)
Blocks: 2 4x, last vs. Northern State (11/23/21)
Steals: 5 vs. Oklahoma Baptist (11/13/21)
Made FG's: 14 vs. Camp Harrodsburg (12/2/19)
Made 3-FG's: 4 at SCSU (2/5/22)
Made FT's: 8 vs. UMD (1/23/21)
Minutes: 44 vs. Mankato (2/26/21)

MSUM Career Stats

			Total		3-Point		F-Throws		Rebounds											Scoring	
Season	gp-gs	min/avg	fg-fga	pct	fg-fga	pct	ft-fa	pct	off	def	tot	avg	pf	fo	ast	to	blk	stl	pts	avg	
2020-21	16-16	502/31.4	73-171	.427	13-38	.342	56-69	.812	25	59	84	5.3	33	1	23	24	10	12	215	13.4	
2021-22	30-26	852/28.4	141-284	.496	21-56	.375	68-89	.764	44	92	136	4.5	54	2	43	54	15	18	371	12.4	
TOTAL	46-42	1354/29.4	214-455	.470	34-94	.362	124-158	.785	69	151	220	4.8	87	3	66	78	25	30	586	12.7	



2 Bryce Irsfeld
6-0 | JR. | G | Browerville, Minn. | Browerville

SEASON HIGHS

Points: 22 vs. Colorado Mines (10/31/21)
Rebounds: 8 vs. Winona (1/21/22)
Assists: 6 vs. Sioux Falls (11/27/21)
Blocks: 1 vs. SE Oklahoma
Steals: 3 2x last vs. St. Cloud State (12/17/21)
Made FG's: 8 3x, last vs. UMD (12/18/21)
Made 3-FG's: 5 vs. Mary (12/2/21)
Made FT's: 3 4x, last vs. Winona (1/21/22)
Minutes: 39 vs. Okla Baptist (11/13/21)

CAREER HIGHS

Points: 26 vs. Concordia-St. Paul 2/2/19
Rebounds: 8 vs. Winona (1/21/22)
Assists: 10 vs. Douglas College 11/19/18
Blocks: 1 several times
Steals: 3 4x, last vs. SCSU (12/17/21)
Made FG's: 8 4x, last vs. UMD (12/18/21)
Made 3-FG's: 5, 3x, last vs. Mary (12/2/21)
Made FT's: 11 vs. Bemidji State 1/10/20
Minutes: 41 vs. Mankato (2/26/21)

Career Stats

			Total		3-Point		F-Throws		Rebounds											Scoring	
Season	gp-gs	min/avg	fg-fga	pct	fg-fga	pct	ft-fa	pct	off	def	tot	avg	pf	fo	ast	to	blk	stl	pts	avg	
2018-19	31-12	812/26.2	107-232	.461	69-144	.479	58-60	.967	17	65	82	2.6	65	1	89	42	0	22	341	11.0	
2019-20	31-12	817/26.4	115-247	.466	48-131	.366	82-93	.882	11	80	91	2.9	57	0	70	57	0	27	360	11.6	
2020-21	16-16	453/28.3	55-129	.426	26-65	.400	41-47	.872	4	36	40	2.5	32	2	46	22	0	14	177	11.1	
2021-22	30-19	734/24.5	86-220	.391	49-144	.340	24-25	.960	5	62	67	2.2	34	0	55	37	1	19	245	8.2	
TOTAL	108-59	2816/26.1	363-828	.438	192-484	.397	205-225	.911	37	243	280	2.6	188	3	260	158	1	82	1123	10.4	



3 Jordan Johnson
6-1 | RS | G | Elkhorn, Wis. | Elkhorn Area

SEASON HIGHS

Points:
Rebounds:
Assists:
Blocks:
Steals:
Made FG's:
Made 3-FG's:
Made FT's:
Minutes:

CAREER HIGHS

Points:
Rebounds:
Assists:
Blocks:
Steals:
Made FG's:
Made 3-FG's:
Made FT's:
Minutes:

Career Stats

Dragon Men's Basketball



4 Jacob Beeninga

6-0 | R-FR. | G | Maple Grove, Minn. | Wayzata

SEASON HIGHS

Points: 20 2x, last at Minot (2/19/22)
Rebounds: 5 at Oklahoma Baptist (11/13/21)
Assists: 5 vs. Crown (11/13/21)
Blocks: 1
Steals: 5 vs. Oklahoma Baptist (11/13/21)
Made FG's: 7 at Minot (2/19/22)
Made 3-FG's: 5 2x, last at Minot (2/19/22)
Made FT's: 6 vs. Winona (11/26/21)
Minutes: 35 vs. Oklahoma Baptist (11/13/21)

CAREER HIGHS

Points: 22 vs. UMC (1/8/21)
Rebounds: 5 2x, last at Oklahoma Baptist (11/13/21)
Assists: 5 vs. Crown (11/13/21)
Blocks: 1
Steals: 5 vs. Oklahoma Baptist (11/13/21)
Made FG's: 7 4x, at last Minot (2/19/22)
Made 3-FG's: 5 2x, last at Minot (2/19/22)
Made FT's: 8 vs. Bemidji (1/16/21)
Minutes: 35 vs. Oklahoma Baptist (11/13/21)

Career Stats

Season	gp-gs	min/avg	Total		3-Point		F-Throws		Rebounds				Scoring							
			fg-fga	pct	fg-fga	pct	ft-fa	pct	off	def	tot	avg	pf	fo	ast	to	blk	stl	pts	avg
2020-21	16-0	309/19.3	42-89	.472	19-47	.404	35-42	.833	4	23	27	1.7	30	0	21	22	0	16	138	8.6
2021-22	28-5	498/17.8	68-186	.366	37-111	.333	49-65	.754	8	41	49	1.8	55	0	51	25	1	39	222	7.9
TOTAL	44-5	807/18.3	110-275	.400	56-158	.354	84-107	.785	12	64	76	1.7	85	0	72	47	1	55	360	8.2



5 Trevor Kaiser

6-2 | JR. | G | Dassel, Minn. | Dassel-Cokato

SEASON HIGHS

Points: 32 vs. Crown (11/16/21)
Rebounds: 8 vs. Crown (11/16/21)
Assists: 3 vs. St. Cloud (12/17/21)
Blocks: 1 vs. UMD (3/1/22)
Steals: 2 at Minnesota State (1/28/22)
Made FG's: 11 vs. Crown (11/16/21)
Made 3-FG's: 7 vs. Crown (11/16/21)
Made FT's: 4 at Minot (2/19/22)
Minutes: 23 vs. Crown (11/16/21)

CAREER HIGHS (Includes UMary)

Points: 32 vs. Crown (11/16/21)
Rebounds: 9 vs. Minot (2/20/21)
Assists: 9 vs. Minot (2/19/21)
Blocks: 1
Steals: 3 vs. MSU Moorhead (2/12/21)
Made FG's: 12 vs. Bemidji State (1/23/21)
Made 3-FG's: 7 vs. Crown (11/16/21)
Made FT's: 8 vs. Minot (2/20/21)
Minutes: 38 vs. Bemidji (1/23/21)

MSUM Career Stats

Season	gp-gs	min/avg	Total		3-Point		F-Throws		Rebounds				Scoring							
			fg-fga	pct	fg-fga	pct	ft-fa	pct	off	def	tot	avg	pf	fo	ast	to	blk	stl	pts	avg
2021-22	26-0	312/12.0	55-107	.514	25-51	.490	32-48	.667	10	42	52	2.0	19	0	11	16	2	13	167	6.4
TOTAL	26-0	312/12.0	55-107	.514	25-51	.490	32-48	.667	10	42	52	2.0	19	0	11	16	2	13	167	6.4



10 Jaden Stanley-Williams

6-7 | JR. | F | Rocky Boy, Mont. | Discovery

SEASON HIGHS

Points: 17 vs. Bemidji (2/12/22)
Rebounds: 8 vs. Upper Iowa (1/28/22)
Assists: 1 several times
Blocks: 3 vs. UMD (3/1/22)
Steals: 2 at Northern State (1/2/22)
Made FG's: 7 vs. UMD (3/1/22)
Made 3-FG's: 3 vs. Bemidji (2/12/22)
Made FT's: 4 2x, last at Minnesota State (1/28/22)
Minutes: 31 vs. Bemidji State (2/12/22)

CAREER HIGHS

Points: 17 vs. Bemidji (2/12/22)
Rebounds: 8 vs. Upper Iowa (1/28/22)
Assists: 1 several times
Blocks: 3 vs. UMD (3/1/22)
Steals: 2 at Northern State (1/2/22)
Made FG's: 7 vs. UMD (3/1/22)
Made 3-FG's: 3 vs. Bemidji (2/12/22)
Made FT's: 4 2x, last at Minnesota State (1/28/22)
Minutes: 31 vs. Bemidji State (2/12/22)

Career Stats

Season	gp-gs	min/avg	Total		3-Point		F-Throws		Rebounds				Scoring							
			fg-fga	pct	fg-fga	pct	ft-fa	pct	off	def	tot	avg	pf	fo	ast	to	blk	stl	pts	avg
2021-22	25-17	507/20.3	73-153	.477	22-50	.440	22-25	.880	15	66	81	3.2	38	1	10	14	10	11	190	7.6
TOTAL	25-17	507/20.3	73-153	.477	22-50	.440	22-25	.880	15	66	81	3.2	38	1	10	14	10	11	190	7.6

Dragon Men's Basketball



11 Gabe Myren

6-3 | FR. | G | Blaine, Minn. | Spring Lake Park

SEASON HIGHS

Points: 20 vs. SCSU (2/27/22)
Rebounds: 6 at Minot (2/19/22)
Assists: 4 vs. Crown (11/16/21)
Blocks: 2 vs. CSP (1/29/22)
Steals: 5 vs. Bemidji (2/12/22)
Made FG's: 8 vs. SCSU (2/27/22)
Made 3-FG's:
Made FT's: 4 3x, last vs. SCSU (2/27/22)
Minutes: 29 vs. SCSU (2/27/22)

CAREER HIGHS

Points: 20 vs. SCSU (2/27/22)
Rebounds: 6 at Minot (2/19/22)
Assists: 4 vs. Crown (11/16/21)
Blocks: 2 vs. CSP (1/29/22)
Steals: 5 vs. Bemidji (2/12/22)
Made FG's: 8 vs. SCSU (2/27/22)
Made 3-FG's: 1 vs. Bemidji (1/16/21)
Made FT's: 4 3x, last vs. SCSU (2/27/22)
Minutes: 29 vs. SCSU (2/27/22)

Career Stats

			Total		3-Point		F-Throws		Rebounds											Scoring	
Season	gp-gs	min/avg	fg-fga	pct	fg-fga	pct	ft-fa	pct	off	def	tot	avg	pf	fo	ast	to	blk	stl	pts	avg	
2020-21	16-0	150/9.4	18-42	.429	1-3	.333	17-21	.810	6	15	21	1.3	12	0	7	6	1	8	54	3.4	
2021-22	25-8	381/15.2	43-83	.518	0-5	.000	31-46	.674	26	30	56	2.2	47	0	28	18	10	27	117	4.7	
TOTAL	41-8	531/13.0	61-125	.488	1-8	.125	48-67	.716	32	45	77	1.9	59	0	35	24	11	35	171	4.2	



12 Gavin Baumgartner

6-4 | JR. | G | Plymouth, Minn. | Wayzata

SEASON HIGHS

Points: 32 vs. Mayville State (11/19/21)
Rebounds: 8 vs. Bemidji (2/12/22)
Assists: 9 vs. SCSU (2/27/22)
Blocks: 1 3x
Steals: 3 vs. Minnesota State (1/28/22)
Made FG's: 12 vs. Mayville State (11/19/21)
Made 3-FG's: 4 2x, last vs. SCSU (12/17/21)
Made FT's: 4 4x, last vs. Winona (1/21/22)
Minutes: 40 at Northern (1/2/22)

CAREER HIGHS

Points: 32 vs. Mayville State (11/19/21)
Rebounds: 12 2x, last vs. Northern (2/28/21)
Assists: 9 vs. SCSU (2/27/22)
Blocks: 2, twice, last at St. Cloud State 2/14/20
Steals: 3, several times, last vs. MN State (1/28/22)
Made FG's: 12 vs. Mayville State (11/19/21)
Made 3-FG's: 7 vs. UMary (2/13/21)
Made FT's: 7 at Northern (3/14/21)
Minutes: 40, 4x, last vs. Northern (1/2/22)

Career Stats

			Total		3-Point		F-Throws		Rebounds											Scoring	
Season	gp-gs	min/avg	fg-fga	pct	fg-fga	pct	ft-fa	pct	off	def	tot	avg	pf	fo	ast	to	blk	stl	pts	avg	
2018-19	31-30	1013/32.7	158-303	.521	55-117	.470	48-59	.814	44	112	156	5.0	72	2	83	66	21	33	419	13.5	
2019-20	31-31	987/31.8	186-368	.505	62-149	.416	100-122	.820	37	129	166	5.4	61	0	70	70	13	30	534	17.2	
2020-21	16-16	503/31.4	74-168	.440	21-67	.313	44-59	.746	20	54	74	4.6	25	0	42	34	0	10	213	13.3	
2021-22	30-28	922/30.7	130-303	.429	43-115	.374	52-71	.732	30	105	135	4.5	26	0	103	41	5	25	355	11.8	
TOTAL	108-105	3425/31.7	548-1142	.480	181-448	.404	244-311	.785	131	400	531	4.9	184	2	298	211	39	98	1521	14.1	



13 Siman Sem

6-4 | JR. | G | Fargo, N.D. | Fargo North

SEASON HIGHS

Points: 8 2x, last vs. UMD (12/18/21)
Rebounds: 7 vs. Winona (1/21/22)
Assists: 4 vs. Oklahoma Baptist (11/13/21)
Blocks: 1 several times
Steals: 6 at Northern State (1/2/22)
Made FG's: 3 vs. West Texas A&M (10/30/21)
Made 3-FG's: 1 vs. West Texas A&M (10/30/21)
Made FT's: 6 vs. UMD (12/18/21)
Minutes: 30 at Northern (1/2/22)

CAREER HIGHS

Points: 18 vs. Upper Iowa 1/4/20
Rebounds: 11 vs. Upper Iowa 1/4/20
Assists: 6 vs. Mayville State 11/22/19
Blocks: 4 at Winona State 1/4/19
Steals: 6 at Northern State (1/2/22)
Made FG's: 8 vs. Upper Iowa 1/4/20
Made 3-FG's: 3 at Bemidji State 12/8/18
Made FT's: 5, 2x, last vs. Bemidji State 12/07/19
Minutes: 31 at Bemidji State 12/8/18

Career Stats

			Total		3-Point		F-Throws		Rebounds											Scoring	
Season	gp-gs	min/avg	fg-fga	pct	fg-fga	pct	ft-fa	pct	off	def	tot	avg	pf	fo	ast	to	blk	stl	pts	avg	
2018-19	26-23	565/21.7	72-129	.558	10-41	.244	24-44	.545	37	53	90	3.5	71	4	36	22	9	29	178	6.8	
2019-20	15-3	302/20.1	43-78	.551	0-3	.000	30-53	.566	26	62	88	5.9	26	0	16	19	2	19	116	7.7	
2020-21	16-0	233/14.6	19-37	.514	0-0	.000	10-21	.476	19	45	64	4.0	26	0	20	12	2	10	48	3.0	
2021-22	25-11	333/13.3	21-47	.447	2-9	.222	11-20	.550	13	41	54	2.2	34	1	24	18	3	25	55	2.2	
TOTAL	82-37	1433/17.5	155-291	.533	12-53	.226	75-138	.543	95	201	296	3.6	157	5	96	71	16	83	397	4.8	

Dragon Men's Basketball



15 Reid Gastner

6-4 | FR. | G | Lake City, Minn. | Lake City

SEASON HIGHS

Points: 3 vs. SCSU (12/17/21)
Rebounds: 1 3x, last vs. UMD (12/18/21)
Assists:
Blocks:
Steals: 1 vs. UMD (12/18/21)
Made FG's: 1 vs. SCSU (12/17/21)
Made 3-FG's: 1 vs. SCSU (12/17/21)
Made FT's:
Minutes: 10 vs. Crown (11/16/21)

CAREER HIGHS

Points: 3 vs. SCSU (12/17/21)
Rebounds: 1 3x, last vs. UMD (12/18/21)
Assists:
Blocks:
Steals: 1 2x time
Made FG's: 1 2x, last vs. Northern (2/20/21)
Made 3-FG's: 1 vs. SCSU (12/17/21)
Made FT's:
Minutes: 10 vs. Crown (11/16/21)

Career Stats

			Total		3-Point		F-Throws		Rebounds											Scoring	
Season	gp-gs	min/avg	fg-fga	pct	fg-fga	pct	ft-fa	pct	off	def	tot	avg	pf	fo	ast	to	blk	stl	pts	avg	
2020-21	7-0	16/2.3	1-3	.333	0-2	.000	0-0	.000	0	2	2	0.3	2	0	0	1	0	1	2	0.3	
2021-22	9-0	22/2.4	1-3	.333	1-2	.500	0-0	.000	1	2	3	0.3	2	0	0	1	0	1	3	0.3	
TOTAL	16-0	38/2.4	2-6	.333	1-4	.250	0-0	.000	1	4	5	0.3	4	0	0	2	0	2	5	0.3	



20 Wyatt Hanson

6-5 | JR. | F | Stanley, N.D. | Stanley

SEASON HIGHS

Points: 4 vs. Crown (11/16/21)
Rebounds: 2 2x last at Northern (1/2/22)
Assists:
Blocks:
Steals:
Made FG's: 2 vs. Crown (11/16/21)
Made 3-FG's: 1 vs. UMD (12/18/21)
Made FT's:
Minutes: 10 vs. Crown (11/16/21)

CAREER HIGHS

Points: 15 vs. Dickinson State 11/14/19
Rebounds: 9 vs. MN Morris 11/25/19
Assists: 5 vs. Langara College 11/18/18
Blocks: 1, twice, last vs. Mayville State 11/22/19
Steals: 2, 2x, last vs. MN Morris 11/25/19
Made FG's: 6 vs. Dickinson State 11/14/19
Made 3-FG's: 3 vs. Dickinson State 11/14/19
Made FT's: 4 vs. Minnesota Duluth 1/24/20
Minutes: 25 vs. Concordia-Moorhead 11/19/19

Career Stats

Season	gp-gs	min/avg	fg-fga		fg-fga		ft-fa		off	def	tot	avg	pf	fo	ast	to	blk	stl	pts	avg
			fg-fga	pct	fg-fga	pct	ft-fa	pct												
2018-19	21-3	276/13.1	31-63	.492	6-16	.375	9-20	.450	11	40	51	2.4	23	0	12	10	3	5	77	3.7
2019-20	25-1	312/12.5	36-90	.400	13-43	.302	14-20	.700	7	40	47	1.9	32	0	16	15	2	8	99	4.0
2020-21	6-0	13/2.2	2-5	.400	0-2	.000	0-0	.000	0	1	1	0.2	1	0	0	1	0	0	4	0.7
2021-22	10-0	29/2.9	5-9	.556	1-1	1.000	0-0	.000	0	5	5	0.5	0	0	0	1	0	0	11	1.1
TOTAL	62-4	630/10.2	74-167	.443	20-62	.323	23-40	.575	18	86	104	1.7	56	0	28	27	5	13	191	3.1



22 Eddie Beeninga

6-1 | RS | G | Maple Grove, Minn. | Wayzata

SEASON HIGHS

Points:
Rebounds:
Assists:
Blocks:
Steals:
Made FG's:
Made 3-FG's:
Made FT's:
Minutes:

CAREER HIGHS

Points:
Rebounds:
Assists:
Blocks:
Steals:
Made FG's:
Made 3-FG's:
Made FT's:
Minutes:

Career Stats



24 Dane Zimmer

6-7 | SO. | F | Minnetonka, Minn. | Hopkins

SEASON HIGHS

Points: 21 vs. Oklahoma Baptist (11/13/21)
Rebounds: 17 vs. Sioux Falls (11/27/21)
Assists: 4 at CSP (1/29/22)
Blocks: 3 vs. West Texas A&M (10/30/21)
Steals: 2 2x, last vs. Mayville State (11/19/21)
Made FG's: 10 vs. Oklahoma Baptist (11/13/21)
Made 3-FG's: 1 3x
Made FT's: 4 2x, last at Bemidji (12/10/21)
Minutes: 40 vs. Oklahoma Baptist (11/13/21)

CAREER HIGHS

Points: 27 vs. UMD (1/23/21)
Rebounds: 17 vs. Sioux Falls (11/27/21)
Assists: 4 at CSP (1/29/22)
Blocks: 4 vs. Wayne State 1/17/20
Steals: 3 vs. Augustana 1/18/20
Made FG's: 12 vs. UMD (1/23/21)
Made 3-FG's: 3 vs. UMD (1/23/21)
Made FT's: 4, 4x, last vs. Bemidji (12/10/21)
Minutes: 40 vs. Oklahoma Baptist (11/13/21)

Career Stats

			Total		3-Point		F-Throws		Rebounds											Scoring	
Season	gp-gs	min/avg	fg-fga	pct	fg-fga	pct	ft-fa	pct	off	def	tot	avg	pf	fo	ast	to	blk	stl	pts	avg	
2019-20	30-29	715/23.8	110-168	.655	0-1	.000	28-66	.424	61	118	179	6.0	62	1	26	37	22	24	248	8.3	
2020-21	16-16	398/24.9	71-120	.592	12-29	.414	17-32	.531	30	57	87	5.4	42	2	22	13	9	15	171	10.7	
2021-22	30-20	656/21.9	113-184	.614	6-17	.353	39-70	.557	74	133	207	6.9	72	3	22	36	11	12	271	9.0	
TOTAL	76-65	1769/23.3	294-472	.623	18-47	.383	84-168	.500	165	308	473	6.2	176	6	70	86	42	51	690	9.1	



25 Gatdoar Kueth

6-6 | SR. | F | Des Moines, Iowa | Roosevelt

SEASON HIGHS

Points: 17 vs. Bemidji State (2/12/22)
Rebounds: 8 vs. Daemen (10/29/21)
Assists: 1 several times
Blocks: 4 at UMD (2/4/22)
Steals: 1 vs. Northern (11/23/21)
Made FG's: 6 vs. Mayville (11/19/21)
Made 3-FG's: 2 3x, last at Minot (2/19/22)
Made FT's: 5 vs. Bemidji (2/12/22)
Minutes: 26 2x, last vs. Augie (2/28/22)

CAREER HIGHS (includes NW State)

Points: 25 vs. Northern (2/20/21)
Rebounds: 9 vs. Northern (2/20/21)
Assists: 2 vs. Champion Chris (12/29/19)
Blocks: 4 at UMD (2/4/22)
Steals: 2 vs. UMC (1/9/21)
Made FG's: 10 vs. Northern (2/20/21)
Made 3-FG's: 3 2x, last vs. Northern (2/20/21)
Made FT's: 8 vs. Wayne State (3/13/21)
Minutes: 34 vs. Mankato (2/26/21)

Career Stats

			Total		3-Point		F-Throws		Rebounds											Scoring	
Season	gp-gs	min/avg	fg-fga	pct	fg-fga	pct	ft-fa	pct	off	def	tot	avg	pf	fo	ast	to	blk	stl	pts	avg	
2020-21	16-13	313/19.6	58-123	.472	18-43	.419	32-42	.762	16	45	61	3.8	36	1	6	15	3	7	166	10.4	
2021-22	30-2	477/15.9	88-182	.484	21-62	.339	42-51	.824	30	54	84	2.8	56	0	15	30	23	5	239	8.0	
TOTAL	46-15	790/17.2	146-305	.479	39-105	.371	74-93	.796	46	99	145	3.2	92	1	21	45	26	12	405	8.8	



32 Drew Hagen

6-6 | RS | F | Moorhead, Minn. | Moorhead

SEASON HIGHS

Points:
Rebounds:
Assists:
Blocks:
Steals:
Made FG's:
Made 3-FG's:
Made FT's:
Minutes:

CAREER HIGHS

Points: -
Rebounds: -
Assists: -
Blocks: 1 vs Northern State on 2/28/21
Steals: -
Made FG's: -
Made 3-FG's: -
Made FT's: -
Minutes: 2 vs UMary on 2/13/21

Career Stats

Dragon Men's Basketball



33 *Chance Fazio*

7-0 | RS | C | Fergus Falls, Minn. | Fergus Falls

SEASON HIGHS


Points:
Rebounds:
Assists:
Blocks:
Steals:
Made FG's:
Made 3-FG's:
Made FT's:
Minutes:

CAREER HIGHS

Points:
Rebounds:
Assists:
Blocks:
Steals:
Made FG's:
Made 3-FG's:
Made FT's:
Minutes:



Career Stats



35 *Jesse Bergh*

6-10 | JR. | C | Audubon, Minn. | Lake Park-Audubon

SEASON HIGHS

Points: 19 vs. Crown (11/16/21)
Rebounds: 9 at MN Crookston (12/11/21)
Assists: 1 3x
Blocks: 2 4x, last vs. Upper Iowa (1/22/22)
Steals: 1 2x
Made FG's: 5 2x last at MN Crookston (12/11/21)
Made 3-FG's: 1 4x, last at UMD (2/4/22)
Made FT's: 10 vs. Crown (11/16/231)
Minutes: 28 at Northern (1/2/22)

CAREER HIGHS

Points: 19 2x, last vs. Crown (11/16/21)
Rebounds: 16 vs. Mayville State (11/27/18)
Assists: 1 several times
Blocks: 5, 2x. last vs/ Sioux Falls (2/08/20)
Steals: 2 vs. MN Morris (11/09/18)
Made FG's: 9 vs Langara College (11/18/18)
Made 3-FG's: 2 vs. Mayville State (11/27/18)
Made FT's: 10 vs. Crown (11/16/231)
Minutes: 28 at Northern (1/2/22)

Career Stats

			Total		3-Point		F-Throws		Rebounds											Scoring	
Season	gp-gs	min/avg	fg-fga	pct	fg-fga	pct	ft-fa	pct	off	def	tot	avg	pf	fo	ast	to	blk	stl	pts	avg	
2018-19	29-24	347/12.0	55-103	.534	5-19	.263	7-14	.500	27	76	103	3.6	47	0	7	22	24	7	122	4.2	
2019-20	29-1	270/9.3	48-88	.545	3-8	.375	16-25	.640	25	47	72	2.5	38	0	3	19	25	8	115	4.0	
2020-21	12-0	95/7.9	11-24	.458	2-9	.222	11-18	.611	9	24	33	2.8	17	1	2	8	6	0	35	2.9	
2021-22	30-14	378/12.6	44-92	.478	4-11	.364	25-28	.893	28	53	81	2.7	45	0	8	18	19	6	117	3.9	
TOTAL	100-39	1090/10.9	158-307	.515	14-47	.298	59-85	.694	89	200	289	2.9	147	1	20	67	74	21	389	3.9	



41 *Owen Hektner*

6-8 | RS | F | Fargo N.D. | Davies

SEASON HIGHS

Points:
Rebounds:
Assists:
Blocks:
Steals:
Made FG's:
Made 3-FG's:
Made FT's:
Minutes:

CAREER HIGHS

Points:
Rebounds:
Assists:
Blocks:
Steals:
Made FG's:
Made 3-FG's:
Made FT's:
Minutes:



Career Stats

Dragon Men's Basketball

INDIVIDUAL STATISTICAL LEADERS

Field Goals Made

1. Mike Polomny (109 games, 1988-93)	772
2. Kevin Mulder (115 games, 1976-80)	728
3. Ralph Western (116 games, 1988-92)	704
4. Brett Beeson (99 games, 1991-96)	627
5. Lee McIntosh (111 games, 1987-91)	623

Field Goals Attempted

1. Mike Polomny (109 games, 1988-93)	1,671
2. Ralph Western (116 games, 1988-92)	1,588
3. Kevin Mulder (115 games, 1976-80)	1,459
4. Greg Duke (95 games, 1994-98)	1,380
5. Jim Kapitan (116 games, 1976-80)	1,370

Three-Point Field Goals Made

1. Tyler Vaughan (134 games, 2012-16)	289
2. Tanner Kretchman (134 games, 2014-18)	270
3. Jordan Riewer (122 games, 2011-15)	227
4. Aaron Lien (134 games, 2013-2017)	227
5. Jake Driscoll (110 games, 2008-12)	205

Three-Point Field Goals Attempted

1. Tyler Vaughan (134 games, 2012-16)	726
2. Tanner Kretchman (134 games, 2014-18)	671
3. Aaron Lien (134 games, 2013-17)	535
4. Jake Driscoll (110 games, 2008-12)	509
5. Jordan Riewer (122 games, 2011-15)	502

Free Throws Made

1. Brett Beeson (99 games, 1991-96)	472
2. Ralph Western (116 games, 1988-92)	459
3. John Torgerson (84 games, 1951-54)	427
4. Isaac Sevlie (115 games, 2012-16)	382
5. Greg Duke (95 games, 1994-98)	348

Free Throws Attempted

1. John Torgerson (84 games, 1951-54)	658
2. Brett Beeson (99 games, 1991-96)	598
3. Ralph Western (116 games, 1988-92)	584
4. Isaac Sevlie (115 games, 2012-2016)	487
5. Lowell Bolger (83 games, 1954-56)	441

Rebounds

1. Alex Novak (115 games, 2009-13)	1,054
2. Walt Whitaker (107 games, 1978-82)	1,017
3. Jim Kapitan (97 games, 1976-79)	927
4. Mike Bednarek (73 games, 1981-85)	763
5. Mike Polomny (109 games, 1988-93)	759

Assists

1. Tanner Kretchman (134 games, 2014-18)	562
2. Jordan Riewer (122 games, 2011-15)	471
3. Ralph Western (116 games, 1988-92)	339
4. Tyler Vaughan (134 games, 2012-16)	310
5. Greg Duke (95 games, 1994-98)	271
6. Johnny Beeninga (118 games, 2016-20)	268

Steals

1. Blake Strouth (97 games, 2004-08)	217
2. Tyler Vaughan (133 games, 2012-16)	147
3. Brett Beeson (99 games, 1991-96)	145
4. Greg Duke (95 games, 1994-98)	136
5. Mike Polomny (109 games, 1988-93)	127
Ralph Western (116 games, 1988-92)	127

Blocked Shots

1. Alex Novak (115 games, 2009-13)	223
2. Isaac Sevlie (115 games, 2012-16)	132
3. Mike Bednarek (73 games, 1981-86)	112
4. Mark Andrews (81 games, 1992-95)	97
Kyle Nelson (77 games, 2004-08)	97

1,000 Point Club

1. Ralph Western (116 games, 1988-92)	2,015
2. Mike Polomny (109 games, 1988-93)	1,946
3. Brett Beeson (99 games, 1991-96)	1,825
4. Kevin Mulder (115 games, 1976-80)	1,797
5. Aaron Lien (134 games, 2013-2014)	1,679
6. Greg Duke (95 games, 1994-98)	1,679
7. Tanner Kretchman (134 games, 2014-18)	1,630
8. Gavin Baumgartner (2016-present)	1,521
9. Lee McIntosh (97 games, 1987-91)	1,511
10. Tyler Vaughan (134 games, 2012-16)	1,484
11. Jim Kapitan (97 games, 1976-79)	1,468
12. Isaac Sevlie (115 games, 2012-16)	1,410
13. Jordan Riewer (122 games, 2011-15)	1,389
14. John Torgerson (84 games, 1951-55)	1,337
15. Mike Berg (74 games, 1968-71)	1,307
16. Matt Brundige (90 games, 1979-82)	1,293
17. Walt Whitaker (107 games, 1978-82)	1,287
18. Sherm Moe (80 games, 1955-59)	1,284
19. Andrew Kelson (54 games, 1975-77)	1,282
20. Lowell Bolger (83 games, 1954-58)	1,278
21. Kevin Aronson (55 games, 1992-94)	1,245
22. Steve Richardson (115 games, 1976-80)	1,229
23. Alex Novak (115 games, 2009-13)	1,219
24. Dan Rutherford (76 games, 1970-73)	1,212
25. Jim Nagel (87 games, 1958-62)	1,211
26. Addison Park (126 games, 2015-19)	1,208
27. Johnny Beeninga (118 games, 2016-20)	1,157
28. Mike Bednarek (73 games, 1981-86)	1,138
29. Blake Strouth (97 games, 2004-08)	1,137
30. Jake Driscoll (110 games, 2008-12)	1,133
31. Bryce Irsfeld (2016-present)	1,123
32. Jim Jahr (68 games, 1962-66)	1,106
33. Manuel Stancil (83 games, 1978-82)	1,080
34. Jim Bowen (51 games, 1973-75)	1,050
35. Pete Lysaker (54 games, 1962-66)	1,029



Dragon Men's Basketball

MSUM Combined Team Statistics

The Automated ScoreBook

MSU Moorhead Combined Team Statistics (as of Mar 08, 2022)

All games

RECORD:	OVERALL	HOME	AWAY	NEUTRAL
ALL GAMES	19-11	9-4	6-6	4-1
CONFERENCE	11-7	6-3	5-4	0-0
NON-CONFERENCE	8-4	3-1	1-2	4-1

#	Player	gp-gs	min	Total			3-Point		F-Throw		Rebounds								a	to	blk	stl	pts	avg
				avg	fg-fga	fg%	3fg-fga	3fg%	ft-fga	ft%	off	def	tot	avg	pf	dq								
01	Lorenzo McGhee	30-26	852	28.4	141-284	.496	21-56	.375	68-89	.764	44	92	136	4.5	54	2	43	54	15	18	371	12.4		
12	Gavin Baumgartner	30-28	922	30.7	130-303	.429	43-115	.374	52-71	.732	30	105	135	4.5	26	0	103	41	5	25	355	11.8		
24	Dane Zimmer	30-20	656	21.9	113-184	.614	6-17	.353	39-70	.557	74	133	207	6.9	72	3	22	36	11	12	271	9.0		
02	Bryce Irsfeld	30-19	734	24.5	86-220	.391	49-144	.340	24-25	.960	5	62	67	2.2	34	0	55	37	1	19	245	8.2		
25	Gatdoar Kueth	30-2	477	15.9	88-182	.484	21-62	.339	42-51	.824	30	54	84	2.8	56	0	15	30	23	5	239	8.0		
04	Jacob Beeninga	28-5	498	17.8	68-186	.366	37-111	.333	49-65	.754	8	41	49	1.8	55	0	51	25	1	39	222	7.9		
10	Jaden Stanley-Willia	25-17	507	20.3	73-153	.477	22-50	.440	22-25	.880	15	66	81	3.2	38	1	10	14	10	11	190	7.6		
05	Trever Kaiser	26-0	312	12.0	55-107	.514	25-51	.490	32-48	.667	10	42	52	2.0	19	0	11	16	2	13	167	6.4		
11	Gabe Myren	25-8	381	15.2	43-83	.518	0-5	.000	31-46	.674	26	30	56	2.2	47	0	28	18	10	27	117	4.7		
35	Jesse Bergh	30-14	378	12.6	44-92	.478	4-11	.364	25-28	.893	28	53	81	2.7	45	0	8	18	19	6	117	3.9		
13	Siman Sem	25-11	333	13.3	21-47	.447	2-9	.222	11-20	.550	13	41	54	2.2	34	1	24	18	3	25	55	2.2		
20	Wyatt Hanson	10-0	29	2.9	5-9	.556	1-1	1.000	0-0	.000	0	5	5	0.5	0	0	0	1	0	0	11	1.1		
15	Reid Gastner	9-0	22	2.4	1-3	.333	1-2	.500	0-0	.000	1	2	3	0.3	2	0	0	1	0	1	3	0.3		
Team											40	60	100				8							
Total.....		30	6101		868-1853	.468	232-634	.366	395-538	.734	324	786	1110	37.0	482	7	370	317	100	201	2363	78.8		
Opponents.....		30	6100		797-1771	.450	221-622	.355	339-463	.732	246	747	993	33.1	515	-	364	381	56	152	2154	71.8		

TEAM STATISTICS	MSUM	OPP	Date	Opponent	Score	Att.
SCORING	2363	2154	10/29/21	vs Daemen	L 63-67	113
Points per game	78.8	71.8	10/30/21	at West Tex. A&M	L 65-87	935
Scoring margin	+7.0	-	10/31/21	vs Colorado Mesa	W 81-71	98
FIELD GOALS-ATT	868-1853	797-1771	11/12/21	vs Southeastern Okla.	W 79-78	124
Field goal pct	.468	.450	11/13/21	at Okla. Baptist	Lo2 87-90	611
3 POINT FG-ATT	232-634	221-622	11/16/21	CROWN (MN)	W 136-65	542
3-point FG pct	.366	.355	11/19/21	MAYVILLE ST.	W 84-70	765
3-pt FG made per game	7.7	7.4	* 11/23/21	NORTHERN ST.	W 75-65	1003
FREE THROWS-ATT	395-538	339-463	11/26/21	WINONA ST.	W 76-67	525
Free throw pct	.734	.732	11/27/21	SIOUX FALLS	L 76-80	500
F-Throws made per game	13.2	11.3	* 12/02/21	at Mary	L 79-80	250
REBOUNDS	1110	993	* 12/04/21	MINOT ST.	L 74-88	850
Rebounds per game	37.0	33.1	* 12/10/21	at Bemidji St.	W 68-53	213
Rebounding margin	+3.9	-	* 12/11/21	at Minn.-Crookston	W 75-60	702
ASSISTS	370	364	* 12/17/21	ST. CLOUD ST.	W 97-63	733
Assists per game	12.3	12.1	* 12/18/21	MINN. DULUTH	L 71-92	689
TURNOVERS	317	381	* 01/02/22	at Northern St.	Lo2 80-83	2271
Turnovers per game	10.6	12.7	* 01/21/22	WINONA ST.	W 74-58	0
Turnover margin	+2.1	-	* 01/22/22	UPPER IOWA	L 63-66	0
Assist/turnover ratio	1.2	1.0	* 01/28/22	at Minnesota St.	L 68-74	785
STEALS	201	152	* 01/29/22	at Concordia-St. Paul	W 85-66	482
Steals per game	6.7	5.1	* 02/04/22	at Minn. Duluth	L 70-80	650
BLOCKS	100	56	* 02/05/22	at St. Cloud St.	W 69-67	921
Blocks per game	3.3	1.9	* 02/12/22	BEMIDJI ST.	W 83-77	1043
ATTENDANCE	8196	9709	* 02/13/22	MINN.-CROOKSTON	W 77-63	645
Home games-Avg/Game	13-630	12-721	* 02/17/22	MARY	W 79-65	901
Neutral site-Avg/Game	-	5-212	* 02/19/22	at Minot St.	W 87-76	246
			02/27/22	vs St. Cloud St.	W 92-77	375
			02/28/22	at Augustana (SD)	W 69-53	581
			03/01/23	vs Minn. Duluth	W 81-73	352

Score by Periods	1st	2nd	OT	OT2	Totals
MSU Moorhead	1047	1283	20	13	2363
Opponents	989	1126	20	19	2154



Dragon Men's Basketball

Statistic	National Rank	Conference Rank	Value	National Leader	Value	Conference Leader	Value
3-pt Field Goal Attempts (294 ranked)	136	7	634	Glenville St.	954	Northern St.	890
Assist Turnover Ratio (294 ranked)	80	8	1.17	Southeastern Okla.	1.92	Augustana (SD)	1.50
Assists Per Game (294 ranked)	207	11	12.3	Nova Southeastern	22.1	Augustana (SD)	16.6
Blocked Shots Per Game (294 ranked)	94	4	3.3	AUM	6.2	Minnesota St.	4.8
Defensive Rebounds per Game (294 ranked)	112	8	26.20	Lincoln Memorial	32.41	Minn. Duluth	27.77
Fewest Fouls (294 ranked)	204	14	482	Bentley	331	Bemidji St.	380
Fewest Turnovers (294 ranked)	54	10	317	Winona St.	240	Winona St.	240
Field-Goal Percentage (294 ranked)	69	7	46.8	Belmont Abbey	53.4	Minot St.	51.6
Field-Goal Percentage Defense (294 ranked)	176	9	45.0	Miles	36.7	Augustana (SD)	41.9
Free Throw Attempts (294 ranked)	86	4	538	Angelo St.	772	Minn. Duluth	567
Free Throws Made (294 ranked)	70	5	395	Angelo St.	551	Upper Iowa	438
Free-Throw Percentage (294 ranked)	86	9	73.4	Lindenwood	81.1	Northern St.	78.5
Offensive Rebounds Per Game (294 ranked)	102	4	10.80	UNC Pembroke	15.86	Sioux Falls	11.40
Personal Fouls Per Game (294 ranked)	116	13	16.1	Southeastern Okla.	11.5	Southwest Minn. St.	14.4
Rebound Margin (294 ranked)	54	3	3.9	UNC Pembroke	13.0	Augustana (SD)	7.4
Scoring Defense (294 ranked)	116	7	71.8	Miles	55.9	Augustana (SD)	64.5
Scoring Margin (294 ranked)	65	5	7.0	Nova Southeastern	20.0	Minn. Duluth	14.5
Scoring Offense (294 ranked)	66	5	78.8	West Liberty	100.0	Minn. Duluth	86.0
Steals Per Game (294 ranked)	140	3	6.7	Nova Southeastern	13.9	Wayne St. (NE)	7.4
Three Pt FG Defense (294 ranked)	211	11	35.5	Cal St. San Marcos	27.6	Augustana (SD)	30.8
Three-Point Field Goals Per Game (294 ranked)	145	9	7.7	Glenville St.	12.1	Northern St.	9.4
Three-Point Field-Goal Percentage (294 ranked)	68	7	36.6	Belmont Abbey	43.3	Minot St.	38.9
Total 3-point FGM (294 ranked)	101	7	232	Northwest Mo. St.	342	Northern St.	301
Total Assists (294 ranked)	136	6	370	West Liberty	627	Northern St.	472
Total Blocks (294 ranked)	65	3	100	AUM	174	Minnesota St.	125
Total Rebounds (294 ranked)	39	1	1,110	Queens (NC)	1,321	MSU Moorhead	1,110
Total Rebounds Per Game (294 ranked)	90	4	37.00	UNC Pembroke	44.59	Augustana (SD)	37.56
Total Steals (294 ranked)	98	2	201	Nova Southeastern	390	Northern St.	203
Turnover Margin (294 ranked)	51	2	2.1	Nova Southeastern	8.6	Wayne St. (NE)	3.1
Turnovers Forced (294 ranked)	177	3	12.70	Bluefield St.	22.43	Wayne St. (NE)	13.62
Turnovers Per Game (294 ranked)	23	6	10.6	Southeastern Okla.	8.8	Winona St.	9.2
Winning Streaks(DII&III) (0 ranked)							
Won-Lost Percentage (294 ranked)	92	4	63.3	Nova Southeastern	100.0	Augustana (SD)	88.9

Statistic	Player	National Rank	Conference Rank	Value	National Leader	Value	Conference Leader	Value
3-pt Field Goal Attempts (246 ranked)	Bryce Irsfeld	246	13	144	Trevor Hudgins, Northwest Mo. St.	354	Joe Smoldt, Upper Iowa	238
Assist Turnover Ratio (250 ranked)	Gavin Baumgartner	27	5	2.51	Nick Smith, Nova Southeastern	4.96	Jameson Bryan, Augustana (SD)	4.06
Assists Per Game (248 ranked)	Gavin Baumgartner	175	10	3.4	Nick Smith, Nova Southeastern	8.0	Max Cody, Minot St.	6.4
Blocked Shots Per Game (249 ranked)					Majur Majak, New Haven	3.16	Kelby Kramer, Minnesota St.	2.12
Defensive Rebounds per Game (249 ranked)					Joel Scott, Black Hills St.	8.79	Tyler Riemersma, Augustana (SD)	7.35
Double Doubles (24 ranked)					Andrew Sischo, Daemen	24	Tyler Riemersma, Augustana (SD)	16
Field-Goal Percentage (250 ranked)					Mario Lacy, Jr., Belmont Abbey	78.6	Kody Dwyer, Minot St.	71.4
Free Throw Attempts (250 ranked)					Tray Buchanan, Emporia St.	267	Caleb Donaldson, St. Cloud St.	148
Free Throws Made (250 ranked)					Tray Buchanan, Emporia St.	225	Jake Hilmer, Upper Iowa	123
Free-Throw Percentage (250 ranked)					Jaden Wells, Central Okla.	95.2	Jake Hilmer, Upper Iowa	92.5
Minutes Per Game (150 ranked)					Isaiah Hart, AUM	38:58	Anthony Roberts, St. Cloud St.	38:40
Offensive Rebounds Per Game (248 ranked)	Dane Zimmer	98	5	2.47	Adrian Scarborough, Glenville St.	5.00	Tyler Riemersma, Augustana (SD)	3.77
Points Per Game (250 ranked)					Tray Buchanan, Emporia St.	25.6	Anthony Roberts, St. Cloud St.	20.7
Rebounds Per Game (250 ranked)	Dane Zimmer	167	9	6.9	Andrew Sischo, Daemen	13.0	Tyler Riemersma, Augustana (SD)	11.1
Steals Per Game (248 ranked)					Nick Smith, Nova Southeastern	3.21	Ryan Bagley, St. Cloud St.	1.79
Three-Point Field Goals Per Game (248 ranked)					Trevor Hudgins, Northwest Mo. St.	4.48	Joe Smoldt, Upper Iowa	3.07
Three-Point Field-Goal Percentage (99 ranked)					Stan Smith, Salem (WV)	52.1	Augustin Reede, Northern St.	41.3
Total 3-point FGM (242 ranked)					Trevor Hudgins, Northwest Mo. St.	148	Joe Smoldt, Upper Iowa	92
Total Assists (250 ranked)	Gavin Baumgartner	122	9	103	Fred Mulbah, Pitt.-Johnstown	227	Max Cody, Minot St.	159
Total Blocks (236 ranked)	Gatdoar Kueth	198	8	23	John Paul Kromka, Pitt.-Johnstown	87	Kelby Kramer, Minnesota St.	51
Total Field Goal Attempts (250 ranked)					John Williams, Glenville St.	556	Anthony Roberts, St. Cloud St.	432
Total Field Goals Made (242 ranked)					Sekou Sylla, Nova Southeastern	268	Austin Andrews, Minn. Duluth	230
Total Minutes (150 ranked)					Trevor Hudgins, Northwest Mo. St.	1236:14	Caleb Donaldson, St. Cloud St.	1101:28
Total Points (250 ranked)					Trevor Hudgins, Northwest Mo. St.	778	Drew Blair, Minn. Duluth	558
							Anthony Roberts, St. Cloud St.	558
Total Rebounds (248 ranked)	Dane Zimmer	102	6	207	Andrew Sischo, Daemen	377	Tyler Riemersma, Augustana (SD)	289
Total Steals (247 ranked)	Jacob Beeninga	204	6	39	Nick Smith, Nova Southeastern	90	Ryan Bagley, St. Cloud St.	52
Triple Doubles (4 ranked)					Armoni Foster, Indiana (PA)	2		
					Chase Rankin, Lincoln Memorial	2		
					Alek West, Ohio Dominican	2		