



2023-24 Minnesota State Men's Hockey Schedule

Date	Opponent	Time/Result
Oct. 7	Omaha (exh.)	L, 1-0
Oct. 13	#10 St. Cloud State	W, 3-2 OT
Oct. 14	#10 St. Cloud State	W, 5-1
Oct. 20	UMass	L, 6-3
Oct. 21	UMass	L, 1-0
Oct. 27	@ #4 North Dakota	L, 6-2
Oct. 28	@ #4 North Dakota	T 2-2
Nov. 10	@ Ferris State*	W, 6-2
Nov. 11	@ Ferris State*	W, 3-2 OT
Nov. 17	Bemidji State*	W, 5-1
Nov. 18	Bemidji State*	L, 7-6
Nov. 24	Michigan Tech*	L, 3-2 OT
Nov. 25	Michigan Tech*	L, 3-2
Dec. 1	@ Lake Superior State*	T 2-2, WSO
Dec. 2	@ Lake Superior State*	W 4-3
Dec. 8	St. Thomas*	W, 3-1
Dec. 9	@ St. Thomas*	L, 2-1
Dec. 15	@ RPI	L, 4-3 OT
Dec. 16	@ RPI	W 4-2
Jan. 5	@ Augustana*	T 3-3, LSO
Jan. 6	@ Augustana*	W, 2-1
Jan. 12	Ferris State*	W, 4-2
Jan. 13	Ferris State*	W, 4-0
Jan. 19	@ Bowling Green*	L, 4-3
Jan. 20	@ Bowling Green*	W, 4-1
Jan. 26	Northern Michigan*	T, 2-2 LSO
Jan. 27	Northern Michigan*	W, 4-0
Feb. 2	@ St. Thomas*	W, 4-3 OT
Feb. 3	St. Thomas*	L, 4-2
Feb. 9	@ Michigan Tech*	L, 3-1
Feb. 10	@ Michigan Tech*	W, 4-2
Feb. 23	Lake Superior State*	7:07 p.m.
Feb. 24	Lake Superior State*	6:07 p.m.
Mar. 1	@ Bemidji State*	7:07 p.m.
Mar. 2	@ Bemidji State*	6:07 p.m.
Mar. 8	CCHA Quarterfinals	TBD
Mar. 9	CCHA Quarterfinals	TBD
Mar. 10	CCHA Quarterfinals	TBD
Mar. 16	CCHA Semifinals	TBD
Mar. 16	CCHA Championship	TBD
Mar. 28	NCAA Regionals	TBD
Mar. 29	NCAA Regionals	TBD
Mar. 30	NCAA Regionals	TBD
Apr. 11	NCAA Frozen Four (St. Paul, Minn.)	TBD
Apr. 12	NCAA Frozen Four (St. Paul, Minn.)	TBD
Apr. 13	NCAA Frozen Four (St. Paul, Minn.)	TBD

*CCHA opponent
 ^ CCHA playoffs
 \$ NCAA Tournament, All Times Local



MINNESOTA STATE Athletics

For Immediate Release
 Subject: Men's Hockey

Feb. 23-24, 2024

PREVIEW: Lake Superior State Visits Mankato

Friday Feb. 23 - 7:07 p.m. CST | Saturday Feb. 24 - 6:07 CST
 Minnesota State (15-11-4, 11-7-2 CCHA) | Lake Superior State (13-17-1, 9-11-1 CCHA)
 Mayo Clinic Health System Event Center (4,872) | Radio: KTOE AM 1420 | Live Stats: msumavericks.com | Stream: FloHockey.tv
 Referees: Bradley Albers, Andrew Rasky, Linesmen: Matt Tyree, Gabe Halonen

The MacNaughton Cup will be up for grabs next weekend, making this week's final home series against Lake Superior State critical for a Maverick team currently tied for second place in the CCHA standings. The Lakers visit Mankato Friday at 7:07 p.m. and Saturday at 6:07 p.m. The latter features a celebration of the team's senior players. Both games will be on AM 1420 KTOE radio and streamed via FloHockey.tv.

Minnesota State did not play last weekend, but other CCHA teams competed, bringing into clearer view the playoff picture. Bemidji State (11-7-2, 13-15-2) holds the top position with 37 points. Minnesota State (11-7-2, 15-11-4), St. Thomas (11-8-1, 13-15-2) and Bowling Green (11-8-1, 13-16-1) have all accumulated 35 points. Michigan Tech (9-9-2, 12-13-1) is also still in contention with 30 points in fifth place.

Teams are awarded three points for each conference win in regulation, two points for an overtime or shootout win and one point for an overtime or shootout loss. The Mavericks travel to Bemidji State in the final week of the regular season March 1-2. The MacNaughton Cup, presented to the CCHA regular season champion is located in a trophy case at Mayo Clinic HSEC and has remained in the Mavericks' possession each of the past six seasons (an NCAA record for consecutive conference titles).

Having lost each of their top-6 forwards from 2022-23, first year head coach Luke Strand and his staff assembled a group of returners who took up the mantle and supplemented the roster with talented freshmen and transfers from other Division I programs. The Mavericks were projected to finish fourth in the CCHA preseason coaches' poll in October.

CCHA teams struggled in non-conference play on the whole this season, meaning the winner of the conference tournament will likely be the only bid to the NCAA tournament in 2023-24. The Mavericks put themselves in strong position by going 5-1-2 in the month of January, including a home sweep over Ferris State. MSU is 7-6-1 at home, 8-5-3 on the road and 1-3-3 in overtime.

More recently, the Mavericks split a home-and-home series with St. Thomas Feb. 2-3, then split at Michigan Tech Feb. 9-10 during the Huskies' Winter Carnival series.

Last Time Out

Kaden Bohlsen scored twice and the Mavericks polished off a 4-2 victory over Michigan Tech on Feb. 10 at the John MacInnes Student Ice Arena. Nearing the halfway mark of the first period, Adam Eisele stripped the puck from Matthew Campbell in the corner and fed it in front for a one-timer by Josh Groll. Blake Pietila made the initial save but Brian Carrabes cleaned up the rebound for his seventh of the season at 8:22.

Similar to Friday night, the Huskies wasted little time in response. Following a long cross-ice pass through the neutral zone from Jed Pietila, Tyson Bronte charged up the right side and ripped a shot over the glove of goaltender Alex Tracy. The goal came just 1:19 after Carrabes' marker for a 1-1 tie.

Later, Sam Morton circled in the offensive zone and put away his CCHA leading 20th goal of the season in the low slot. The play started behind the Husky goal. Morton made space and chipped it to Evan Murr. The two switched places and Morton broke for the goal to receive the return pass from Murr at 4:25.

The goal marked the 40th of Morton's career. Luc Wilson (10) also assisted as the Mavericks took a 3-1 edge into the final period.

The Huskies pulled to within one 4:53 into the third period. Levi Stauber drew a right circle faceoff back to Marcus Pedersen, who blasted it through the middle. Michigan Tech continued to pressure for the equalizer late and the Mavericks went shorthanded with under four minutes remaining due to a too many men on the ice minor penalty.

With the net empty the Mavericks killed it off and Kaden Bohlsen put the final exclamation on the win, scoring with 3.2 seconds remaining.

Minnesota State Head Coach Luke Strand



Luke Strand

Luke Strand was named Minnesota State's head coach on April 10, 2023 by Minnesota State President Dr. Edward Inch and Director of Athletics Kevin Buisman.

"I am extremely happy to have Coach Strand on board and ready to lead our team to the next level," said Inch. "His record of success, engagement with the community, and leadership is exemplary, and I look forward to all that he will bring to Mankato and our men's ice hockey program."

"We are very excited to bring this process to closure and to announce this tremendously important leadership change," Buisman said. "The Maverick hockey brand is founded on outworking our opponents in every facet of the game, and Luke has created a reputation for developing a culture built on that identity. He impresses me as someone who is more than ready to put in the type of hard work he knows will be necessary to continue the program's upward trajectory by building upon a solidly established foundation."

"Luke is well-connected across the game and has a wide array of valuable experiences," Buisman continued. "Through our extensive conversations, I am confident that he is committed to operating a program on and off the ice that will make all those who support Maverick hockey very proud."

Strand comes to Minnesota State after spending the last year as an assistant at Ohio State where he helped lead the Buckeyes to a 21-16-3 record, including a third-place finish in the Big Ten Conference and a berth in the 2023 NCAA Tournament that included a convincing 8-1 opening round win over Harvard. While at Ohio State, Strand played a key role in the Buckeye's success as he helped orchestrate the top-ranked penalty kill unit (.887). The Buckeyes allowed just 18 power play goals this season.

Prior to his time at Ohio State, Strand coached in the highly competitive United States Hockey League (USHL) for the Sioux City Musketeers for five seasons, guiding them to an impressive Clark Cup title in 2022 behind a 41-16 record. The USHL is regarded as one of the top producers of college hockey talent, including current Maverick Alex Tracy, who starred for Strand on that Clark Cup championship team, and Maverick forward Brendan Olson who also played for Strand in Sioux City. More than a dozen former Musketeers who played under Strand have been selected in the NHL draft. While with the Musketeers, Strand also served the organization as President of Hockey Operations.

Strand is well-traveled and has experienced more than 600 games behind the bench. During his time with the Green Bay Gamblers as an assistant coach (2003-05), Strand coached former Maverick Ryan Carter. Carter went on to a distinguished 12-year career in the NHL, including playing on a Stanley Cup championship team with the Anaheim Ducks in 2007.

Strand then became the head coach at UW-Eau Claire from 2005-07, before a stint as an assistant coach for the AHL's Houston Aeros (2007-09). Strand had his first stop in Sioux City as head coach for the Musketeers from 2009-11, joined the Abbotsford Heat (2011-13), then signed on with the Madison Capitals in 2014-15. Additionally, Strand was an Associate Head Coach for the University of Wisconsin during the 2015-16 season.

Outside the collegiate game, Strand served as part of the USA World Junior "A" Challenge player selection team from 2017-2022 and also spent time as an amateur scout for the NHL's Calgary Flames in 2016-17.

A Wisconsin native, Strand played junior hockey for the North Iowa Huskies of the USHL before starting a four-year collegiate career at UW-Eau Claire, where he also played baseball. During his time as a Blugold, Strand played in 104 games, scoring 41 goals and recording 44 assists for a total of 85 points. Following the stop in Eau Claire, Strand played three years of professional hockey for the Madison Monsters and Madison Kodiaks of the UHL.

Strand has a son, Bryce, and his wife, Sadie, has a daughter, Ella.

Since taking over the head coaching position at MSU, Strand has hired assistant coaches Troy Ward (May 22), Keith Paulsen (May 30), Cory McCracken (July 24), as well as Director of Hockey Operations Tyson Sowder. Strand was also named head coach of the USA Under-18 Select Team that participated in the Hlinka Gretzky Cup in August in Czechia and Slovakia. There he represented USA Hockey on the national stage in the prominent preseason showcase for NHL prospects. The tournament took place August 1-6 in Březclav, Czechia, and Trenčín, Slovakia. Team USA finished third with a 5-3 win over Finland and went 4-2 overall.

Upon returning to the states, Strand was named one of the coaches for the Crazy Game of Hockey fundraising event to benefit the Minnesota Wild Foundation. The event comprised of more than 40 athletes, musicians, celebrities, and VIP personalities and was played at TRIA Rink (Wild practice facility) in St. Paul.

On August 18, Strand announced the signing of ten student-athletes to the 2023-24 men's hockey roster. The signings consisted of six players from the state of Minnesota. On National Signing Day, six student-athletes penned NLI's to join the Mavericks in 2024-25.

Morton Continues Hobey Bid

- With the team idle over the weekend, Morton slipped to ninth in Division I with 20 goals (0.67 goals per game). His 30 points trails only LSSU's Jared Wescott in the CCHA.

- Morton was named CCHA Forward of the Month in January, with at least a point in seven of eight games. He still leads the conference in scoring (20), shots (127) and total faceoff wins (635).

In Tracy We Trust

- Sophomore Alex Tracy has 25 games and 23 starts for the Mavericks in goal. The Chicago native holds a 2.34 goals against average (second) and .912 save percentage (fifth).

- Last weekend, he made 48 saves against 52 shots to the Huskies for a .923 save percentage. He also added three additional stops in an exhibition shootout Saturday (used to determine the winner of the Michigan Tech Winter Carnival series). Tracy also picked up his first career assist against St. Thomas as well.

A Check of the Polls

- Minnesota State received national votes (2) in

Monday's USCHO.com Division I men's hockey Top-20 rankings poll. The Mavericks have received votes on 15 occasions and did so for the eighth straight week since the holiday break. The MSU has been ranked as high as No. 20/19 in the nation (week two). The Mavericks continued to lead the CCHA in the Pairwise Rankings at No. 28. - Fellow CCHA foe Bemidji State (3) also received votes this week. No. 1 Boston College (23-5-1) garnered all 50 first place votes to top the USCHO.com poll. Boston University, Denver, Michigan

State and North Dakota rounded out the top-5.

Scouting the Lakers (9-11-1, 13-17-1)

- First year player Jack Blanchett (Monroe, Mich.) was named CCHA Defenseman of the Week on Monday. Blanchett scored his second career goal on Friday against Augustana, the first game-winning-goal of his career.

- The Lakers are in sixth place with 28 points and 5-10 away from home.

- LSSU collected a 3-0 win at home against Augustana Friday, then suffered a 3-0 loss Saturday to the Vikings. The Lakers come to Mankato having lost four of their last five. They average 3.00 goals per game along with 29.2 shots.

- LSSU was projected to finish last in the CCHA preseason coaches' poll.

- Senior Jared Wescott leads the team with 16 goals (second to Morton), 15 assists and 31 points (leads CCHA). Wescott has three game-winning-goals and a team-high 86 shots on goal with a plus-4 rating. Wescott also has one hat trick on the year.

- Sophomore Connor Milburn ranks second on the squad with 12 goals, 15 assists and 27 points. His plus-10 rating is a team-best and tied for third best in the CCHA.

- Junior Tritt Dawson leads the league with eight power play goals. Dawson has 12 goals, nine assists and 21 points this season (third on team).

- Goaltender Ethan Langenegger holds a .905 save percentage (sixth) and 2.94 goals against average (seventh) with 27 games played and 23 starts.

- Damon Whitten is in his 10th season at the helm. He has led the Lakers to six WCHA playoff appearances, including the WCHA Championship in 2021. The Lakers made an NCAA appearance for the first time in 25 years during the 2020-21 campaign.

- Last season, the Lakers finished 9-25-2 overall, 8-17-1 CCHA and lost to Minnesota State 6-1 and 2-1 in the CCHA Quarterfinals in Mankato March 3-4, 2023.

Season Series Against the Lakers

- The Mavericks traveled to Sault Ste. Marie, Michigan Dec. 1-2. The teams tied 2-2 in the Friday night tilt and MSU won the shootout 2-0 with goals from Lucas Sowder and Sam Morton. The Lakers outshot the Mavericks 17-2 in the third period but goaltender Alex Tracy stood tall with three stops in the shootout.

- Saturday, Mason Wheeler scored his first career goal and MSU won 4-3 at Taffy Abel Arena.

- Keenan Rancier reached back for a memorable save in the closing minutes and MSU killed all six minor penalties. Sam Morton posted his 11th goal of the season on the power play. Adam Eisele and Kaden Bohlsen also found the scoresheet.

2023-24 Central Collegiate Hockey Association Standings



TEAM	Conference Only						Overall		
	PTS	GP	W-L-T	OW-OL	SW	GF-GA	GP	Overall	GF-GA
Bemidji State	37	20	11-7-2	1-1	2	65-58	30	13-15-2	86-98
Minnesota State	35	20	11-7-2	2-1	1	66-47	30	15-11-4	93-75
St. Thomas	35	20	11-8-1	0-1	0	60-47	30	13-15-2	82-81
Bowling Green	35	20	11-8-1	1-1	1	58-54	30	13-16-1	79-90
Michigan Tech	30	20	9-9-2	1-2	0	47-51	31	12-13-6	75-85
Lake Superior State	28	21	9-11-1	2-2	0	68-65	31	13-17-1	93-94
Northern Michigan	26	20	7-10-3	1-1	2	48-63	28	9-14-5	72-93
Ferris State	17	21	6-15-0	3-2	0	45-72	31	10-20-1	75-108
Augustana	0	0	0-0-0	0	0	0-0	30	11-16-3	80-95

(Augustana becomes full member of the CCHA in 2025-26)

The Last Time it Happened

Swept a Series in Mayo Clinic Health Service Event Center
Mavericks: Ferris State, 1.27-24, 2024 (W, 4-2 & W, 4-0)
Opponent: Michigan Tech, 11.24-25, 2023 (L, 3-2 OT & L, 3-2)

Swept a Road Series
Mavericks: @ Ferris State, 11.10-11, 2023
Opponent: @ St. Cloud State, 10.21-22, 2022

Shutout Recorded At Mayo Clinic Health System Event Center
By Mavericks: Alex Tracy vs. Northern Michigan (4-0), 1.26.2024
By Opponent: vs. UMass (1-0, Michael Hrabal), 10.21.2023

Shutout Recorded On the Road (for neutral site)
By Mavericks: at Arizona State (Keenan Rancier), 01.14.2023
By Opponent: vs. St. Cloud State (Jaxon Castor), 03.23.2023 (NCAA First Round)

Recorded a Hat Trick
Mavericks: David Silye vs. St. Thomas (01.22.2022)
 Wyatt Amodt vs. Ferris State (01.07.2022)
 Cade Borchardt vs. Bowling Green (11.12.2021)
 Brendan Furry vs. Northern Michigan (10.30.2021)
 Reggie Lutz vs. Providence, 10.15.2021 (Ice Breaker Tourney, Duluth, Minn.)
 Nick Rivera vs. Alabama Huntsville, 02.22.2020
 Max Coatta @ North Dakota, 10.19.2018
 Max Coatta @ Bemidji State, 11.11.2017
 Marc Michaelis @ Bemidji State, 11.10.2017
 Marc Michaelis vs. Alaska, 12.02.2016
 Brad McClure vs. Michigan Tech, 03.21.2015
 Dylan Margonari vs. Alaska, 12.06.2014
 Brett Knowles @ Lake Superior State, 11.28.2014
Opponent: Jimmy Snuggerud (Minnesota), 10.07.2022
 Zach Okabe (4) (St. Cloud State), 12.28.2019
 Jay Dickman (Bemidji State), 11.11.2017
 Gavin Gould (Michigan Tech), 03.12.2017
 Mark Cooper (Bowling Green), 11.22.2013
 Matt Glasser (Denver), 12.13.2008

Minnesota State Player Recorded a Natural Hat Trick
David Silye vs. St. Thomas (11.05.2022): Brad McClure vs. Michigan Tech, 03.21.2015
 Chase Grant vs. Alabama Huntsville, 10.12.2012 (3 PPG); Zach Harrison vs. North Dakota, 10.17.2008 (3 SHG); Ryan Carter vs. Michigan Tech, 02.03.2006

Minnesota State Defenseman Recorded a Hat Trick
 Wyatt Amodt vs. Ferris State, 01.07.2022

Minnesota State Player Scored Four Goals in a Game
 Jerad Stewart @ Alaska Anchorage, 11.20.2009

50+ Shots In a Game
Mavericks: 50 vs. St. Thomas, 03.5.2022
 57 @ Lake Superior State, 01.09.2021; 53 vs. Alaska Anchorage, 03.07.2020
 50 vs. Alaska Anchorage, 03.06.2020; 64 vs. Alabama Huntsville, 02.21.2020
 50 vs. Bemidji State, 01.25.2020; 50 vs. Alabama Huntsville, 10.25.2019
 58 vs. Alaska Anchorage, 12.08.2018; 53 vs. Alaska, 12.03.2016
 57 vs. Lake Superior State, 03.13.2016; 59 vs. Lake Superior State, 03.13.2015
 57 vs. Alabama-Huntsville, 10.24.2014; 58 vs. Northern Michigan, 03.15.2014
 65 vs. Alabama Huntsville, 02.15.2014; 53 @ Alabama-Huntsville, 10.13.2012
 52 vs. American International, 01.07.2011; 60 vs. American International, 12.27.2002
 60 vs. American International, 12.28.2002
Opponent: 59, Minnesota Duluth, 03.10.2012; 50, Minnesota, 12.04.2010;
 66, Wisconsin, 03.13.2009

10 or Fewer Shots on Goal Allowed in a game
 5 by Lake Superior State, 11.27.2021; 6 by Alaska, 10.26.2018; 7 by Alaska, 01.03.2020
 9 by Alabama Huntsville (12.11.2015) & 9 (10.25.2014) 9 by St. Thomas (11.20.2021)

Scored Short-handed Goal
Mavericks: Jordan Steinmetz, Ferris State, 1.12.2024
Opponent: Mack Byers, St. Thomas, 12.08.2023

Two Short-handed Goals In Game
Mavericks: Jordan Steinmetz, Lucas Sowder, Ferris State, 1.12.2024

Scored Empty Net Goal
Mavericks: Sam Morton @ RPI, 12.16.2023
Opponent: Grant Cruikshank vs. St. Cloud State, 03.23.2023 (NCAA First Round)

MSU In Overtime
Won: vs. St. Thomas (Kaden Bohlsen), 2.2.2024
 vs. Ferris State (Evan Murr), 11.11.2023
 vs. St. Cloud State (Adam Eisele), 3.13.2023
 vs. Northern Michigan (Zach Krajnik), March 18, 2023 (CCHA Championship Game)
 vs. Bemidji State (Jack McNeely), March 19, 2022
 vs. Minnesota Duluth (Cade Borchardt), 12.30.2021
 vs. Michigan Tech (Nathan Smith), 12.03.2021
 vs. Quinnipiac (Ryan Sandelin), 03.27.2021

Lost: at RPI 12.15.2023 (L, 4-3)
 Tied: vs. Northern Michigan, 1.26.2024 (Northern Michigan won shootout 2-0)

Scored 10+ Goals In a Game
Mavericks: vs. Canisius, 10.23.1998 (11), vs. Alabama Huntsville (10), 02.21.2020
Opponent: @ Denver, 10.21.2011 (10)

Penalty Shot
Mavericks: Simon Tassy at Bemidji State (stopped) 2.18.2023; Julian Napravnik vs. Harvard (stopped), 03.24.2022; Charlie Gerard vs. Lake Superior State (stopped), 03.15.2019; Jared Spooner vs. Michigan Tech (stopped), 01.05.2019; Jordan Nelson @ Princeton (stopped), 12.17.2016; Brad McClure @ St. Cloud State (stopped), 10.16.2015; Dylan Margonari vs. Bemidji State (stopped), 01.24.2015; Dylan Margonari vs. RPI (stopped), 10.20.2012; Joe Schiller vs. Colorado College (stopped), 10.23.2010; Kael Mouillierat @ Wisconsin, 02.12.10 (scored); Zach Harrison vs. Colorado College, (stopped), 11.14.2009; Kael Mouillierat vs. St. Cloud State, 03.07.2009 (scored); Trevor Bruess vs. Wisconsin, 01.27.2009 (stopped); Geoff Irwin vs. Bemidji State, 10.11.2008 (stopped); Shane Joseph vs. Michigan Tech, 1.11.2003 (scored in OT).
Opponent: Tristan Ashbrook (Mich. Tech.), 2.25.23 scored on Keenan Rancier; Ludwig Hoff (North Dakota) 10.20.2018 stopped by Dryden McKay; Gerald Mayhew (Ferris State) 03.19.2016 scored on Cole Huggins; Tyler Poulsen (Alabama Huntsville), 02.12.2016, stopped by Cole Huggins; Seth Ambroz (Minnesota), 01.23.2015, stopped by Stephen Williams; Erik Higby (Northern Michigan), 2.01.2014, scored on Cole Huggins; C.J. Eick (Michigan Tech), 02.16.2013, stopped by Stephen Williams; Colin Wright (Mass-Lowell), 11.26.2010, stopped by Austin Lee; Bryan McGregor (UMD), 12.16.2006, stopped by Mike Zacharias; Phil Kessel (UM), 10.21.2005, scored on Chris Clark; Marty Goulet (Bemidji State), 10.12.2001, scored on Eric Pateman; Jason White (UNO), 03.5.1998, stopped by Des Christopher.

MSU Goaltender To Collect Assist
 Dryden McKay vs. Minnesota Duluth (12.30.2021) (5th career assist)
 Dryden McKay @ Bemidji State (03.01.2020) (4th career assist)
 Dryden McKay @ Alabama Huntsville (10.25.2019) (3rd career assist)
 Dryden McKay vs. Bemidji State (03.01.2019) (2nd career assist)
 Dryden McKay vs. Bemidji State (11.24.2018) (1st career assist)
 Connor LaCouvee vs. Alaska (03.02.2018) (2nd career assist)
 Connor LaCouvee @ St. Cloud State (01.20.2018) (1st career assist)

MSU Was Involved in a Scoreless Tie
 0-0 ot. vs. St. Cloud State (01.13.2007 in Mankato) & Michigan Tech (11.14.2003 in Mankato) (has not happened on the road)

All-Time Against Lake Superior State

- MSU is 31-4-2 against the Lakers all-time in games dating back to 2013-14.
 - The Mavericks have not lost in the last seven matchups (6-1-0).

MSU Team Summary

- Goals for: 3.10 (1st)
 - Goals against: 2.50 (1st)
 - Shots on goal: 30.7 (3rd)
 - Power Play Percentage: 19.6% (4th)
 - Penalties per game: 3.90 (5th)
 - Penalty Kill Percentage: .810 (3rd)
 - Faceoff Win Percentage: .505 (3rd)
 - Blocked Shots per Game: 11.13 (7th)

FloHockey.TV

- All Minnesota State home and CCHA games during the 2023-24 season will be live streamed on FloHockey.tv. Fans can purchase either annual (\$150) or monthly (\$30) subscriptions and will have access to all CCHA games along with the full USHL, Atlantic Hockey and ECHL schedule. Download the FloSports app today on Apple TV, Amazon Fire TV, Roku, and the App Store.

Preseason All-CCHA

- Preseason All-CCHA forwards include Andre Gbantous (NMU), Kyle Kukkonen (MTU) and Austin Swankler (MTU). Defensemen include Josh Zinger (NMU), Kyle Looft (BSU) and Jed the New Jersey Devils on Nov. 7. Pavel played 10 games for the Colorado Eagles (AHL) before his call-up on Monday, November 6. He held a plus-5 rating with six penalty minutes in Loveland. Pavel was the fifth NCAA player to make his NHL debut this week. The last Maverick to make his NHL debut is Jake Livingstone (2022-23). Pietila (MTU).

Preseason All-CCHA goaltender is Blake Pietila (MTU).

2022-23 CCHA Champions: The Mavericks needed overtime for the second straight year in the 2022-23 CCHA Championship to claim the Mason Cup, as a goal by forward **Zach Krajnik** just 1:08 into the extra session lifted the home team to the title. Forward **Cade Borchardt** added an assist to Krajnik's first-career game-winner.

After failing to score for more than 55 minutes of game time and trailing 2-0, the Mavericks came alive in the final minutes of the third to tie the game and then score early in overtime. Forward **Ondrej Pavel** scored for the second straight game

Back-to-Back Tournament Champs

- The Mavericks won their second consecutive Mason Cup Championship when they defeated Northern Michigan University 3-2 in overtime (Mar. 18). In 2021-22, MSU beat Bemidji State 2-1 in overtime to claim the postseason trophy. Minnesota State now has five conference tournament titles in the program's Division I history (2013-14, 2014-15, 2018-19, 2021-22, 2022-23).
 - The Mavericks have advanced out of the first round in 11 straight seasons, which includes a 2-0 sweep of Lake Superior State in the 2022-23

quarterfinal series. MSU has played in six conference tournament championship games in the Division I era. In addition to their five wins, the Mavericks also played in the title game in 2015-16.

Home Ice Advantage

- Last year, Minnesota State averaged 4,533 fans which is 93.8% capacity of the 4,832 seat Mayo Clinic Health System Event Center. The Mavericks reached 90% or higher capacity 13 times last season, with seven games reaching "standing room only capacity" and four of those being sell outs. The Mavericks ranked 13th nationally in average

with 2:19 remaining in regulation. Forward **Simon Tassy** and defenseman **Andy Carroll** picked up the assists. Then with the extra attacker on the ice, forward **Christian Fitzgerald** found the back of the net with helpers from defenseman **Jake Livingstone** and forward **Brendan Furry**.

Goaltender **Keenan Rancier** recorded 23 saves in the win.

20-Plus Dubs: With MSU's 4-1 win at Bemidji State (Feb. 17, 2023), the Mavericks secured their 23rd 20-win season, and the 12th in the Division I era. The Mavericks have hit the 20-win plateau in 11 straight seasons and 30 wins in four of the last five years. Twenty five wins last season was tied for 11th most in program history (7th in the Division I-era) with the 1978-79 squad.

CCHA Players of the Week (2023-24)

- Evan Murr (Defenseman) Jan. 29
- Lucas Sowder (Forward) Jan. 22
- Josh Groll (Forward) Jan. 15
- Evan Murr (Defensemen) Jan. 8
- Keenan Rancier (Goaltender) Jan. 8
- Adam Eisele (Forward) Jan. 3
- Mason Wheeler (Defenseman) Dec. 4
- Evan Murr (Rookie) Nov. 13
- Alex Tracy (Goaltender) Oct. 16

Newcomers: Head Coach **Luke Strand** announced the signing of ten student-athletes joining the team in 2023-24 on August 18. Among the new recruits are six players from the state of Minnesota. "We are excited to announce a class of players that will bring our lineup a balance of experience, ability and competitiveness. The players that have joined our program show a combination of compete, work ethic, skating and skill."

Last year the Mavericks fielded the oldest (by age) team in NCAA Division I. This fall, players average 22.7 years, dropping them to seventh oldest. Minnesota State is also one of the smallest teams in Division I. At an average player height of 5-feet-11.6-inches, MSU ranks fourth shortest and is the smallest squad by average weight (179.5 pounds) in the country.

The Six-Peat: With a 3-2 victory Feb. 25 against then-#11 Michigan Tech, the Mavericks claimed their sixth straight outright MacNaughton Cup. MSU is now the only team among any conference to ever win six straight conference titles. In 2021-22, MSU's championship was the first time a program claimed five straight outright (Boston University had a five-year run that included shared

2023-24 Minnesota State University Men's Hockey - Page Four

titles). Now with six, the Mavericks are alone in the record books for most consecutive championships.

Maverick Hockey History: Now into the 55th year of its existence, Minnesota State owns an all-time record of 1,035-682-159 (.602). The Mavericks are in their 28th year as members of NCAA Division I and are in their third season as members of the Central Collegiate Hockey Association.

Behind the Bench: Upon being named just the fifth head coach in Maverick men's hockey history on April 10, 2023, **Luke Strand** filled out his staff with associate head coach **Troy G. Ward**, and assistant coaches **Keith Paulsen** and **Cory McCracken**.

Ward spent last season as General Manager of the Sioux City Musketeers and played against the Mavericks in the NCHA as a player and coach dating back to the Don Brose era. Ward's extensive coaching background includes stops in junior, collegiate, and professional hockey.

Owning an undergraduate and Master's degree from UW-Eau Claire, Ward started his career there serving as both an assistant and head coach. After beginning as an assistant for the 1985-86 and 1986-87 seasons, Ward then spent three seasons as the head coach of the BluGolds. From 1990-93, Ward spent time as an assistant coach at Denver.

Ward then made the jump to the NHL, spending three years with the Pittsburgh Penguins from 1997-2000 as an assistant coach. During that stint, Ward oversaw a defensive corps that topped the NHL in goals against average (2.59) in 1997-98 and coached star players Jaromir Jagr and Ron Francis.

From 2002-05 Ward was on the bench at the University of Wisconsin as an associate head coach. While at Wisconsin, Ward helped recruit Dallas Stars center Joe Pavelski – who has been in the NHL since 2006. Sandwiched around his time at Wisconsin, Ward had two stints in the ECHL, one with the Trenton Titans (2000-2001) and a second stop with the Victoria Salmon Kings (2005-06). While with Trenton, Ward captured the North Conference title and was voted the ECHL Coach of the Year.

From 2007-08 Ward was an assistant coach with the Houston Aeros of the AHL, serving as the team's defensive coordinator, with responsibilities including spearheading the penalty kill. Ward then added front office duties on top of his on-ice coaching duties, as he also served as the Aeros Assistant General Manager from 2008-10.

The experience with the Aeros created another opportunity, as Ward went on to serve as an assistant with the Abbotsford Heat of the AHL from 2010-11 before earning head coaching responsibilities from 2011-14. Ward was then with the Vancouver Giants (WHL, 2014) and the Madison Capitols (USHL, 2015-2016), before taking the helm with the Linz Black Wings (August 2017-Jan. 2019) of the International Central European Hockey League. More recently, Ward spent time from 2019-2022 as a US

Amateur Scout with the Vancouver Canucks.

Paulsen came to Minnesota State after serving as video coach for the AHL's Iowa Wild from 2016-23. Prior to his time with the Wild, Paulsen served as the assistant general manager and associate head coach with the Madison Capitols of the United States Hockey League from December 2013-May 2016.

On the ice, Paulsen was responsible for the penalty kill unit and in-game he oversaw the blue line. Off the ice, he directed and had oversight of all facets of scouting and assisted with daily practice planning and implementation, on-ice skill development, as well as coordinating video analysis, preparation and opponent scouting.

McCracken, who owns a degree from University of Wisconsin-Green Bay, has served as head coach for Notre Dame Academy in Green Bay since 2006. Named the 2012 Wisconsin Hockey Coaches Association Coach of the Year, McCracken helped guide NDA to championships in 2012 and 2016. During his time with Notre Dame Academy, McCracken has seen four players go on to be NHL draft picks, 18 pursue NCAA Division I playing opportunities as student-athletes and 41 former players have junior hockey careers. In addition to his duties with Notre Dame Academy, McCracken has also served as the Director of Player Development with the Sioux City Musketeers since 2022 in addition to working as the Assistant Director of Player Development with USA Hockey's Central District since 2014.

Ranc Returns: Junior goaltender **Keenan Rancier** was named *CCHA Goaltender of the Week* following an outstanding weekend at Arizona State (Jan. 13-14, 2023). He stopped 56 of 57 shots and posted a .982 save percentage. Rancier recorded his first career shutout Jan. 14 with a 26-save performance in a 5-0 Maverick victory.

He won eight straight games to start 2023 and owned a 19-10-1 record in 33 games, including 29 starts as a sophomore. He also owned a 1.86 goals against average and .914 save percentage. Rancier allowed 55 goals in 1,777 minutes on the ice, recording 587 saves for the Mavericks. Rancier worked his way back from injury to start the 2023-24 campaign and came in relief of Alex Tracy on Friday, October 27 against North Dakota for his first appearance.

Tracing the Lines: Sophomore goaltender **Alex Tracy** was named *CCHA Goaltender of the Week* following his performance in MSU's conference road sweep at Bowling Green (Dec. 9-10, 2023). A native of Chicago, Ill., Tracy stopped 42 of 45 shots for a .933 save percentage in backstopping Minnesota State to the two league wins against the Falcons. He had a career-high 25 saves in a 2-1 win over BGSU, then stopped 17 of 19 shots in the 6-2 Maverick victory to close the series. Last season the Sioux City Musketeers (USHL) product posted a 6-3-0 record with a 2.24 goals against average and a .879 save percentage. He started 10 games prior to the holiday break and totaled 12 games played with 562 minutes, allowed 21 goals with 153 saves for a 2.24 goals against average and .879 save percentage. Tracy also spent two seasons with Sioux City, playing under then head coach Luke Strand. He was named a Krampade All-American Scholar in 2022-23.

Miller Time: Sophomore goaltender Andrew Miller enters the season in his third year after backing up Rancier and Tracy for the past two seasons. Miller spent 2020-21 with Fargo (USHL) where he had a 2.82 goals against average in 14 games for the Force. He went 22-7-4 with a 2.29 GAA and a .912 save percentage with Bismarck (NAHL) in 2019-20. Miller was named a Krampade All-American Scholar with the Mavericks this spring.

Captains: Fifth year senior forward Sam Morton (Lafayette, Colorado) was named team captain for the 2023-24 season. Alternate captains include sophomore Mason Wheeler (Rosemount, Minnesota), fifth year senior forward Jordan Steinmetz (Chippewa Falls, Wisconsin) and senior defenseman Tony Malinowski (Clarkston, Michigan).

NHL Training Camp: Fourteen former Minnesota State hockey players were at NHL Training Camps.

- Teddy Blueger (Vancouver)
- Akito Hirose (Vancouver)
- Ryan Sandelin (Colorado)
- Ondrej Pavel (Colorado)
- Wyatt Aamodt (Colorado)
- Walker Duehr (Calgary)
- Brendan Furry (Philadelphia)
- Jake Livingstone (Nashville)
- Tyler Pitlick (Nashville)
- Connor Mackey (New York Rangers)
- Julien Napravnik (Washington)
- Benton Maass (Washington)

KEY DATES IN COLLEGE HOCKEY

Oct. 7	Regular season begins
Oct. 7	Augustana makes NCAA Division I debut (@ Wisconsin)
Oct. 13-14	Ice Breaker Tournament at Bemidji State & North Dakota (Army, BSU, UND, Wisconsin)
Nov. 25	Red Hot Hockey (Cornell vs. Boston University @ Madison Square Garden)
Dec. 26-Jan. 5	IIHF World Junior Championship (Gothenburg, Sweden)
Feb. 5 & 12	71st annual Beanpot (TD Garden, Boston)
March 2	Conference tournament play begins in Atlantic Hockey
March 8-10	Conference tournament play begins in Big Ten, CCHA, ECAC
March 13	Conference tournament play begins in Hockey East
March 15-17	Conference tournament play begins in NCHC
March 22	Conference championship game in CCHA
March 23	Conference championship games in Atlantic Hockey, Big Ten, ECAC, Hockey East, NCHC
March 24	NCAA Selection Show
March 28-31	NCAA Regionals
April 11 & 13	NCAA Frozen Four (Xcel Energy Center, Saint Paul)

2023-24 Minnesota State University Men's Hockey - Page Five

- CJ Suess (Winnipeg)
- Nathan Smith (Arizona)

Golden Knights won the 2023 Stanley Cup Final (June 12, 2023), defeating the Florida Panthers 9-3 in game five. Blueger was a four-year standout for the Mavericks from 2012-2016, appearing in 155 games, collecting 108 points on 31 goals and 77 assists.

Blueger, Duehr, Pitlick, and Hirose were named to their respective teams' opening night NHL rosters.

Blueger Wins the Stanley Cup: Former Minnesota State standout Teddy Blueger and the Vegas

His 108 points is tied for the 14th most in program history. As a senior, Blueger was named the team's MVP and was a First-Team All-WCHA selection as he

This past March, Blueger was traded the Golden Knights and he appeared in 18 regular season games for Vegas scoring two goals and recording four assists. During this playoff run, Blueger appeared in six games with a goal and an assist. Blueger joins former Maverick Ryan Carter (2004-06) as the only Mavericks to have won a Stanley Cup Championship. Carter's name was engraved on the Stanley Cup following the 2007 final when he and the Anaheim Ducks defeated the Ottawa Senators in five games. led the Mavericks in scoring and assists with 11 goals and 24 assists for 35 points.

Drafted by the Pittsburgh Penguins in the second round of the 2012 draft, Blueger made his NHL debut January 30, 2019. He has appeared in 268 NHL games, scoring 35 goals to go with 63 assists for 98 points.

Meet the Transfers:

- **Kaden Bohlsen** (Center) spent the last three seasons at Neraska Omaha. This past season he appeared in 26 games, scored two goals and added one assist. "Kaden is a big body that plays a competitive game utilizing his size, skating and ability to add to our forward group," Strand said.

- **Brian Carrabes** (Center) spent the last two seasons with Boston University of Hockey East. Last year, he played 11 games with a goal and assist. He also played 24 games as a freshman with four goals and four assists. Carrabes also played for Luke Strand for three seasons with the Sioux City Musketeers along with fellow Mavericks Brenden Olson and Alex Tracy. "Brian adds speed, skill and offensive awareness to our group. His competitive style and skating will grow our team with his pace of play."

- **Tyler Haskins** (Left Wing) played in 13 games last season for Denver and recorded one assist. In 2020-21 he skated in 51 games for the Sioux Falls

Stampede of the USHL and recorded 27 points on nine goals and 18 assists. He spent the 2021-22 season with the Madison Capitols where he played in 52 regular season games scoring 20 goals, 25 assists for 45 points. "Tyler brings our team a balance of speed and skill. We feel his pace will add to our overall team speed and style of play."

- **Brandon Koch** (Defenseman) spent four years at Air Force Academy, where he appeared in 121 games, scored 18 goals, and registered 59 assists for 77 career points. He tallied 22 goals in 2021-22 and scored six goals as a freshman and as a senior. He previously played with teammate Lucas Sowder for the Wenatchee Wild. "Brandon brings a blend of offense and complete defenseman play after his experience at the Air Force Academy. His maturity and style of play will allow our team to grow our transition game."

- **Jordan Power** (Defenseman) played three seasons at Clarkson and will be an athletic junior. While with the Golden Knights, he appeared in 95 games, had eight goals and registered 23 points. In 2021-22 he scored four goals. "JP is a two-way defending defenseman that will increase our transition play through his skating and puck abilities.

- **Jordan Steinmetz** (Forward) is a grad-transfer to Minnesota State. He played four years at St. Lawrence, was team captain and skated in 122 games and scoring 16 goals with 19 assists for 35 career points. He also spent the 2018-19 season with the Sioux City Musketeers where he played for Coach Strand. "Jordan is a competitive leader on and off the ice. His gritty play with offensive ability will be utilized up and down our lineup."

Returns: Minnesota State returns 17 players from last season with 10 forwards, four defensemen, and three goaltenders. Twelve saw significant ice time last season.

- **Lucas Sowder** scored 14 points last season to lead all returners. Other top returning point getters include **Josh Groll** (5-9--14), **Adam Eisele** (4-6--10), **Zack Krajnik** (4-6--10), **Steven Bellini** (1-8--9), **Sam Morton** (6-2--8), and **Will Hillman** (4-4--8).

Meet the Freshmen: MSU features four freshmen. - Forward **Brett Moravec** (Airdrie, Alberta) joins the Mavericks as a true freshman after two seasons with the Penticton Vees of the British Columbia Hockey League. During this past regular season, he played in 54 games, scoring 29 goals and recording 28 assists for 57 total points. The Vees also won the BCHL Championship. He has previously played with current Mavericks Luc Wilson and Adam Eisele and skated with Eisele on MSU's top line Saturday.

- Defenseman **Evan Murr** (Stillwater, Minn.)

played for the Sioux Falls Stampede (USHL) last season where he appeared in 62 games, scored four goals and contributed 19 assists for 43 points. He was also an All-Conference player at Stillwater Area High School.

- Forward **Kade Nielsen** (Burnsville, Minn.) joined the Mavericks from the Chippewa Steel (NAHL), where he appeared in 79 games over two seasons. He scored 27 goals with 29 assists for 56 points in 58 games in 2022-23. Nielsen's father Paul played hockey at Gustavus Adolphus (1978-81).

- Defenseman **Jakob Stender** (Alexandria, Minn.) comes to MSU with two full years of experience playing for the Fargo Force (USHL). He appeared in 62 games (2021-22) and scored three goals, along with 18 assists (21 pts). Stender played hockey for former Maverick and NHL player Tim Jackman at Northstar Christian Academy.

Origins of Ole Ole

Maverick hockey fans' tradition of chanting "Ole, Ole" began soon after MSU Athletics came up with the idea to play that song right after a goal was scored. The song had been played at soccer games in Europe and by the NHL's Vancouver Canucks before MSU adopted it for use during the 2002-2003 season, a good one for MSU. The Mavs went 20-11-10, had a school-record 17-game unbeaten streak during the course of the season, swept Wisconsin in the first round of the WCHA play-offs, qualified for the NCAA Division I tournament for the first time and had a dynamic pair of All-American forwards in Shane Joseph and Grant Stevenson. Prior to the Ole chant, Maverick goals were celebrated with the playing of Song 2 by Blur and Rock and Roll Part 2 by Gary Glitter.

The use of the tune Stranglehold, by Ted Nugent for Maverick player introductions began in 2010-11 with inspiration from the Chicago Blackhawks. Prior to that, Where the Streets Have No Name by U2 was used, and prior to that, players skated out to For Whom the Bell Tolls by Metallica.

CCHA Scores Last Saturday

Augustana -3, Lake Superior State -0
Bowling Green 3, St. Thomas -1

CCHA Matchups Friday:

Northern Michigan at Ferris State 7:07 p.m. ET
Michigan Tech at Bowling Green 7:37 p.m. ET
Lake Superior State at Minnesota State 7:07 p.m. CT
Bemidji State at St. Thomas 7:07 p.m. CT
Alaska Anchorage at Augustana 7:07 p.m. CT

CCHA Matchups Saturday:

Northern Michigan at Ferris State 6:07 p.m. ET
Lake Superior State at Minnesota State 6:07 p.m. CT
Bemidji State at St. Thomas 6:07 p.m. CT
Alaska Anchorage at Augustana 6:07 p.m. CT
Michigan Tech at Bowling Green 7:07 p.m. ET

CCHA All-Conference Awards (2022-23)

Award	Player
Second-Team All-CCHA	Akito Hirose
First-Team All-CCHA	Jake Livingstone
First-Team All-CCHA*	David Silye
CCHA Defenseman of the Year^	Jake Livingstone
CCHA Forward of the Year	David Silye

CCHA Players of the Month (2023-24)

Month	Award	Player
January	Forward of the Month	Sam Morton (MSU)
January	Defenseman of the Month	Evan Murr (MSU)
January	Rookie of the Month	Luigi Benincasa (FSU)
January	Goaltender of the Month	Alex Tracy (MSU)

Minnesota State Men's Hockey Year-By-Year

Year	Record (Pct)	Coach	Affiliation	League
1969-70	5-8-1 (.392)	Don Brose	NCAA Division II	Independent
1970-71	15-2-1 (.861)	Don Brose	NCAA Division II	Independent
1971-72	13-6-2 (.666)	Don Brose	NCAA Division II	Independent
1972-73	14-4-1 (.763)	Don Brose	NCAA Division II	Independent
1973-74	8-11-2 (.428)	Don Brose	NCAA Division II	Independent
1974-75	14-8-0 (.636)	Don Brose	NCAA Division II	Independent
1975-76	20-11-1 (.640)	Don Brose	NCAA Division II	Independent
1976-77	17-10-1 (.625)	Don Brose	NCAA Division II	Independent
1977-78	17-16-1 (.514)	Don Brose	NCAA Division II	Independent
1978-79	25-12-1 (.671)	Don Brose	NCAA Division II	Independent
1979-80	30-9-1 (.762)	Don Brose	NCAA Division II	Independent
1980-81	28-11-3 (.702)	Don Brose	NCAA Division II	Independent
1981-82	22-9-1 (.703)	Don Brose	NCAA Division II	Northern Collegiate Hockey Association
1982-83	26-10-1 (.716)	Don Brose	NCAA Division II	Northern Collegiate Hockey Association
1983-84	16-14-0 (.533)	Brad Reeves (Brose sabbatical)	NCAA Division II	Northern Collegiate Hockey Association
1984-85	19-12-4 (.600)	Don Brose	NCAA Division II	Northern Collegiate Hockey Association
1985-86	26-9-3 (.723)	Don Brose	NCAA Division III	Northern Collegiate Hockey Association
1986-87	21-10-1 (.671)	Don Brose	NCAA Division III	Northern Collegiate Hockey Association
1987-88	18-11-3 (.609)	Don Brose	NCAA Division III	Northern Collegiate Hockey Association
1988-89	13-13-4 (.500)	Don Brose	NCAA Division III	Northern Collegiate Hockey Association
1989-90	15-14-8 (.513)	Don Brose	NCAA Division III	Northern Collegiate Hockey Association
1990-91	23-7-6 (.722)	Don Brose	NCAA Division III	Northern Collegiate Hockey Association
1991-92	17-14-3 (.544)	Don Brose	NCAA Division III	Northern Collegiate Hockey Association
1992-93	12-17-7 (.430)	Don Brose	NCAA Division II	Independent
1993-94	11-15-1 (.425)	Don Brose	NCAA Division II	Independent
1994-95	20-13-0 (.606)	Don Brose	NCAA Division II	Independent
1995-96	16-12-4 (.563)	Don Brose	NCAA Division II	Independent
1996-97	17-14-3 (.544)	Don Brose	NCAA Division I	Independent
1997-98	15-17-6 (.473)	Don Brose	NCAA Division I	Independent
1998-99	18-16-5 (.525)	Don Brose	NCAA Division I	Independent
1999-00	21-14-4 (.590)	Don Brose	NCAA Division I	Western Collegiate Hockey Association
2000-01	19-18-1 (.513)	Troy Jutting	NCAA Division I	Western Collegiate Hockey Association
2001-02	16-20-2 (.447)	Troy Jutting	NCAA Division I	Western Collegiate Hockey Association
2002-03	20-11-10 (.610)	Troy Jutting	NCAA Division I	Western Collegiate Hockey Association
2003-04	10-24-5 (.321)	Troy Jutting	NCAA Division I	Western Collegiate Hockey Association
2004-05	13-19-6 (.421)	Troy Jutting	NCAA Division I	Western Collegiate Hockey Association
2005-06	17-18-4 (.487)	Troy Jutting	NCAA Division I	Western Collegiate Hockey Association
2006-07	13-19-6 (.421)	Troy Jutting	NCAA Division I	Western Collegiate Hockey Association
2007-08	19-16-4 (.538)	Troy Jutting	NCAA Division I	Western Collegiate Hockey Association
2008-09	15-17-6 (.474)	Troy Jutting	NCAA Division I	Western Collegiate Hockey Association
2009-10	16-20-3 (.449)	Troy Jutting	NCAA Division I	Western Collegiate Hockey Association
2010-11	14-18-6 (.447)	Troy Jutting	NCAA Division I	Western Collegiate Hockey Association
2011-12	12-24-2 (.342)	Troy Jutting	NCAA Division I	Western Collegiate Hockey Association
2012-13	24-14-3 (.622)	Mike Hastings	NCAA Division I	Western Collegiate Hockey Association
2013-14	26-14-1 (.646)	Mike Hastings	NCAA Division I	Western Collegiate Hockey Association
2014-15	29-8-3 (.763)	Mike Hastings	NCAA Division I	Western Collegiate Hockey Association
2015-16	21-13-7 (.598)	Mike Hastings	NCAA Division I	Western Collegiate Hockey Association
2016-17	22-13-4 (.615)	Mike Hastings	NCAA Division I	Western Collegiate Hockey Association
2017-18	29-10-1 (.738)	Mike Hastings	NCAA Division I	Western Collegiate Hockey Association
2018-19	32-8-2 (.786)	Mike Hastings	NCAA Division I	Western Collegiate Hockey Association
2019-20	31-5-2 (.842)	Mike Hastings	NCAA Division I	Western Collegiate Hockey Association
2020-21	22-5-1 (.804)	Mike Hastings	NCAA Division I	Western Collegiate Hockey Association
2021-22	38-6-0 (.864)	Mike Hastings	NCAA Division I	Central Collegiate Hockey Association
2022-23	25-13-1 (.679)	Mike Hastings	NCAA Division I	Central Collegiate Hockey Association
2023-24	-	Luke Strand	NCAA Division I	Central Collegiate Hockey Association
Totals	1034-682-159 (.602)	55th year		

Minnesota State Men's Hockey Coaching Records

Coach	Years (Span)	Record (Pct.)
Don Brose	30 (1969-2000)	536-335-79 (.606)
Brad Reeves	1 (1983-84)	16-14-0 (.533)
Troy Jutting	12 (2000-12)	184-224-55 (.457)
Mike Hastings	11 (2012-23)	299-109-25 (.732)
Luke Strand	1 (2023-Pres.)	-

NCAA Division I Men's Hockey National Polls

USA Hockey/The Rink Live 2023-24 Men's Hockey Poll February 15, 2024					DCU/USCHO 2023-24 Men's Hockey Poll February 19, 2024 (Week 17)					Minnesota State in 2023-24 National Polls			
Rk	School	Pts (firsts)	LW	Record	Weeks Top20	Rank	Team (firsts)	Record	Points	Last WK	Poll #	USA Hockey (pts)	USCHO.com (pts)
1.	Boston College	(34)	1	23-5-1	19	1.	Boston College	(50)	23-5-1	1000	1	Pre	RV (97)
2.	Boston University		3	20-8-2	19	2.	Boston University		20-8-2	915	3	1	RV (11)
3.	Denver		T-5	20-8-2	19	3.	Denver		20-8-2	876	5	2	20
4.	Michigan State		T-5	20-7-3	19	4.	Michigan State		20-7-3	813	6	3	RV (2)
5.	North Dakota		2	20-8-2	19	4.	North Dakota		20-8-2	813	2	4	-
6.	Wisconsin		4	22-8-2	16	6.	Wisconsin		22-8-2	739	4	5	RV (5)
7.	Quinnipiac		9	22-7-2	19	7.	Quinnipiac		22-7-2	738	9	6	-
8.	Minnesota		7	19-8-5	19	8.	Minnesota		19-8-5	638	8	7	-
9.	Maine		8	18-8-2	15	9.	Maine		18-8-2	585	7	8	-
10.	Colorado College		16	18-9-1	9	10.	Colorado College		18-9-1	517	15	9	-
11.	Providence		11	16-10-3	16	11.	Cornell		16-4-5	487	12	10	-
12.	Western Michigan		13	17-10-1	19	12.	Providence		16-10-3	448	10	11	-
13.	Cornell		12	16-4-5	19	13.	Western Michigan		17-10-1	406	13	12	RV (5)
14.	Massachusetts		10	16-9-3	16	14.	Massachusetts		16-9-3	340	11	13	-
15.	St. Cloud State		15	14-9-5	16	15.	St. Cloud State		14-9-5	262	16	14	-
16.	Michigan		14	15-12-3	19	16.	New Hampshire		16-11-1	257	19	15	-
17.	New Hampshire		19	16-11-1	14	17.	Michigan		15-12-3	240	14	16	-
18.	Arizona State		17	20-6-6	18	18.	Arizona State		20-6-6	151	17	17	-
19.	Nebraska Omaha		18	15-10-3	5	19.	Omaha		15-10-3	123	18	18	-
20.	Notre Dame		NR	15-15-2	9	20.	RIT		20-10-2	56	20	19	-
											20	20	-
											21	21	-
											22	22	-
											23	23	-
											24	24	-
											25	25	-

Others Receiving Votes: Northeastern University, 21; Rochester Institute of Technology, 15; College of the Holy Cross, 13.

Others receiving votes: Northeastern 37, Holy Cross 30, Notre Dame 21, Bemidji State 3, AIC 2, Minnesota State 2, Clarkson 1

2023-24 Minnesota State Men's Hockey Roster

2023-24 Minnesota State Mavericks Men's Hockey Numerical Roster

#	Name	Yr.	Pos.	Shoots	Ht	Wt	Hometown/Previous Team
3	Brandon Koch	Gr.	D	L	6-0	190	Hastings, Minn./Air Force (AHA)
4	Brett Moravec	Fr.	F	L	5-10	165	Airdrie, Alberta/Penticton (BCHL)
5	Mason Wheeler	So.	D	L	6-1	205	Rosemount, Minn./Tri-City (USHL)
6	Sam Morton	Gr.	F	L	6-1	186	Lafayette, Colo./Wenatchee (BCHL)
7	Luc Wilson	So.	F	R	5-8	173	Duncan, British Columbia/Penticton (BCHL)
8	Campbell Cichosz	So.	D	R	6-0	185	Albert Lea, Minn./Alaska (NAHL)
9	Tanner Edwards	Jr.	F	L	6-1	181	Anchorage, Alaska/Muskegon (USHL)
10	Evan Murr	Fr.	D	R	5-11	176	Stillwater, Minn./Sioux Falls (USHL)
11	Tyler Haskins	So.	F	L	6-1	175	Rochester, Minn./Denver (NCHC)
12	Josh Groll	Jr.	F	L	5-11	178	San Diego, Calif./Michigan (Big 10)
13	Jordan Power	Jr.	D	L	6-2	193	Ottawa, Ontario/Clarkson (ECAC)
14	Kade Nielsen	Fr.	F	L	5-10	182	Burnsville, Minn./Chippewa Steel (NAHL)
15	Adam Eisele	So.	F	R	6-2	196	Lake Elmo, Minn./Penticton (BCHL)
18	Jakob Stender	Fr.	D	L	6-0	186	Alexandria, Minn./Fargo (USHL)
19	Will Hillman	Jr.	F	L	6-2	193	Blaine, Minn./Youngstown (USHL)
20	Connor Gregga	Jr.	F	R	5-10	183	Markham, Ontario/Coquitlam (BCHL)
21	Lucas Sowder	Gr.	F	L	6-0	174	Tampa, Fla./Wenatchee (BCHL)
22	Steve Bellini	Jr.	D	R	5-11	172	Sault Ste. Marie, Ontario/Tri-City (USHL)
23	Jordan Steinmetz	Gr.	F	L	5-8	173	Chippewa Falls, Wis./St. Lawrence (ECAC)
24	Zach Krajnik	Jr.	F	L	5-11	170	Eagle River, Alaska/Kenai River (NAHL)
25	Brenden Olson	Jr.	F	L	6-1	175	Eau Claire, Wis./Sioux City (USHL)
26	Kaden Bohlsen	Jr.	F	R	6-4	205	Willmar, Minn./Nebraska Omaha (NCHC)
27	Tony Malinowski	Sr.	D	L	6-5	208	Clarkston, Mich./Des Moines (USHL)
28	Brian Carrabes	Jr.	F	R	5-8	170	North Reading, Mass./Boston University (HEA)
32	Andrew Miller	So.	G	L	5-11	186	Boulder, Colo./Fargo (USHL)
33	Alex Tracy	So.	G	L	6-0	179	Chicago, Ill./Sioux City (USHL)
35	Keenan Rancier	Jr.	G	L	6-2	184	Victoria, British Columbia/Minot (NAHL)

Head Coach – Luke Strand (1st season)

Associate Head Coach – Troy G. Ward (1st season)

Assistant Coach – Keith Paulsen (1st season)

Assistant Coach – Cory McCracken (1st season)

Head Athletic Trainer – Matt Schmidt (9th season)

Equipment Manager – Scott Rideout (15th season)

Director of Hockey Operations – Tyson Sowder (1st season)

Assistant Strength & Conditioning Coach – Brett Nelson (3rd season)

Roster Breakdown (28 players)

By Position: **Goaltenders** - 3 (Miller, Rancier, Tracy). **Defense** - 8 (Koch, Wheeler, Cichosz, Murr, Power, Stender, Bellini, Malinowski). **Forwards** - 16 (Moravec, Morton, Wilson, Edwards, Haskins, Groll, Nielsen, Eisele, Hillman, Gregga, Sowder, Steinmetz, Krajnik, Olsen, Bohlsen, Carrabes).

By Year: **Seniors** - 5 (Koch, Morton, Sowder, Steinmetz, Malinowski). **Juniors** - 11 (Edwards, Groll, Power, Hillman, Gregga, Bellini, Krajnik, Olsen, Bohlsen, Carrabes, Rancier). **Sophomores** - 7 (Wheeler, Wilson, Cichosz, Haskins, Eisele, Miller, Tracy). **Freshmen** - 4 (Moravec, Murr, Nielsen, Stender).

By State/Province/Country: **Minnesota** - 11 (Koch, Wheeler, Cichosz, Murr, Haskins, Nielsen, Eisele, Stender, Hillman, Bohlsen); **British Columbia** - 2 (Rancier, Wilson); **Ontario** - 3 (Bellini, Gregga, Power); **Alaska** - 2 (Edwards, Krajnik); **Colorado** - 2 (Miller, Morton); **Florida** - 1 (Sowder); **Alberta** - 1 (Moravec); **California** - 1 (Groll); **Illinois** - 1 (Tracy); **Massachusetts** - 1 (Carrabes); **Michigan** - 1 (Malinowski); **Wisconsin** - 2 (Olson, Steinmetz).

Pronunciations

Koch.....	Cook
Moravec.....	MORE-uh-veck
Cichosz.....	SYKE-ohs
Eisele	EYES-lee
Sowder	rhymes with powder
Bellini.....	Bell-EE-knee
Krajnik.....	KRAY-nik
Bohlsen.....	BOWL-sen
Carrabes	Car-ROB-bess
Rancier.....	Ran-seer

2023-24 Minnesota State University Men's Hockey - Page Eight

MINNESOTA STATE AT HOME

The Mayo Clinic Health System Event Center has served as the home of Minnesota State men's hockey since 1994-95. MSU went 20-1-0 in home games in 2021-22 and in 29 seasons in downtown Mankato have had 23 winning years.

Minnesota State W-L Record at

Mayo Clinic Health System Event Center

Year	GP	W	L	T	Pct.
1994-95	4	2	2	0	0.500
1995-96	16	11	3	2	0.750
1996-97	17	10	4	3	0.676
1997-98	16	9	5	2	0.625
1998-99	16	9	5	2	0.625
1999-00	22	11	7	4	0.591
2000-01	20	12	8	0	0.600
2001-02	17	7	8	2	0.471
2002-03	21	15	2	4	0.810
2003-04	17	4	9	4	0.353
2004-05	18	8	7	3	0.528
2005-06	18	10	5	3	0.639
2006-07	18	7	8	3	0.472
2007-08	20	11	7	2	0.600
2008-09	16	8	6	2	0.563
2009-10	18	9	8	1	0.528
2010-11	18	7	8	3	0.472
2011-12	18	6	10	2	0.389
2012-13	21	13	7	1	0.643
2013-14	18	16	1	1	0.917
2014-15	18	15	2	1	0.861
2015-16	20	13	7	0	0.650
2016-17	19	13	3	3	0.763
2017-18	21	15	5	1	0.738
2018-19	22	21	1	0	0.955
2019-20	20	17	2	1	0.875
2020-21	11	9	1	1	0.864
2021-22*	21	20	1	0	0.952
2022-23	21	14	7	0	0.667
Totals	520	322	149	51	0.666

*includes HDM game at Blakeslee Stadium

Minnesota State Attendance at Mayo Clinic Health Service Event Center Year-By-Year

Year	GP	Total	Avg. (National Rk.)
1994-95	4	9,686	2,421
1995-96	17	34,769	2,045
1996-97	16	42,331	2,490
1997-98	16	47,859	2,991
1998-99	16	51,479	3,217
1999-00	22	77,137	3,506 (18th)
2000-01	20	69,506	3,475 (19th)
2001-02	17	59,168	3,480 (19th)
2002-03	21	78,941	3,759 (17th)
2003-04	17	62,624	3,860 (21st)
2004-05	18	63,990	3,555 (22nd)
2005-06	18	64,177	3,565 (22nd)
2006-07	18	68,454	3,803 (21st)
2007-08	20	85,388	4,269 (16th)
2008-09	16	72,827	4,552 (15th)
2009-10	19	73,717	3,880 (19th)
2010-11	18	66,792	3,711 (19th)
2011-12	18	58,110	3,228 (24th)
2012-13	21	76,746	3,655 (21st)
2013-14	18	62,040	3,447 (23rd)
2014-15	18	71,635	3,980 (21st)
2015-16	20	75,065	3,753 (22nd)
2016-17	19	73,385	3,862 (21st)
2017-18	21	78,630	3,744 (21st)
2018-19	22	90,844	4,129 (18th)
2019-20	20	88,452	4,423 (15th)
2020-21	CoVID (no attendance)		
2021-22	21	97,982*	4,662 (9th) *includes HDM game at Blakeslee Stadium (10,022)
2022-23	21	95,189	4,533 (13th)

Top Minnesota State Home Crowds at MCHSEC

- 5,446 Michigan Tech (02.28.15)
- 5,406 St. Cloud State (10.07.17)
- 5,375 Minnesota Duluth (10.18.14)
- 5,327 Bowling Green (03.23.19)
- 5,232 Bemidji State (01.25.20)
- 5,201 Minnesota (01.30.09)
- 5,196 Minnesota (11.09.07)
- 5,182 North Dakota (02.22.03)
- 5,172 Michigan Tech (02.27.15)
- 5,156 Minnesota (11.13.15)
- 5,144 North Dakota (02.26.00)
- 5,134 Minnesota (01.26.13)
- 5,131 Alabama Huntsville (02.22.20)
- 5,131 Minnesota (11.03.18)
- 5,130 Bemidji State (02.19, 2022)
- 5,127 Bowling Green (11.02.19)
- 5,126 Bemidji State (03.19, 2022)
- 5,120 Michigan Tech (03.25.2023)
- 5,117 Minnesota Duluth (12.30.2021)
- 5,112 North Dakota (02.21.03)
- 5,094 St. Thomas (11.05.2022)
- 5,090 Northern Michigan (02.08.20)
- 5,088 North Dakota (03.09.13)
- 5,087 North Dakota (01.19.08)
- 5,084 Minnesota (11.9.02)
- 5,083 Wisconsin (02.28.09)
- 5,074 Minnesota (01.17.04)
- 5,058 Bemidji State (02.18.2022)
- 5,052 Bemidji State (03.05.16)
- 5,048 Minnesota (11.18.2016)

NCAA MEN'S HOCKEY WINS LEADERS 2012-13 to 2022-23

School (Conference)	12-13	13-14	14-15	15-16	16-17	17-18	18-19	19-20	20-21	21-22	22-23	Ws
Minnesota State (CCHA)	24	26	29	21	22	29	32	31	22	38	25	299
Quinnipiac (ECAC)	30	24	23	32	23	16	26	21	17	32	34	278
Denver (NCHC)	20	20	24	25	33	23	24	21	10	29	30	259
North Dakota (NCHC)	22	25	29	34	21	17	18	26	22	24	18	256
Minnesota (BIG)	26	28	23	20	23	19	18	16	24	26	29	252
St. Cloud State (NCHC)	25	22	21	31	16	25	30	13	20	18	25	244
Notre Dame (BIG)	25	23	18	19	21	28	23	15	14	28	16	230
Umass Lowell (Hockey East)	28	26	21	25	27	17	19	18	10	21	18	230
Providence (Hockey East)	17	22	26	27	22	24	24	16	11	22	16	227
Boston College (Hockey East)	22	28	21	28	21	20	14	24	17	15	14	225
Minnesota Duluth (NCHC)	14	16	21	19	25	25	29	22	15	22	16	224
Michigan Tech (CCHA)	13	14	29	23	23	22	14	21	17	21	24	221
Michigan (BIG)	18	18	22	25	13	22	13	18	15	31	26	221
Bowling Green (CCHA)	15	18	23	22	21	23	25	21	20	15	15	218
Boston Univ. (Hockey East)	21	10	28	21	24	22	16	13	10	19	29	213
Northeastern (Hockey East)	9	19	16	22	18	23	27	18	9	25	17	202
Clarkson (ECAC)	9	21	12	20	18	23	26	23	11	21	16	200

MINNESOTA STATE MEN'S HOCKEY WINS IN A SEASON

Year	Wins
2021-22*	38
2018-19*	32
2019-20*	31
1979-80	30
2017-18*	29
2014-15*	29
1980-81	28
2013-14*	26
1982-83	26
1985-86	26
1978-79	25
2022-23*	25
2012-13*	24
1990-91	23
2016-17*	22
1981-82	22
2020-21*	22
1986-87	21
1999-00*	21
2015-16*	21
2002-03*	20
1994-95	20
1975-76	20

*NCAA DI-era

2023-24 MINNESOTA STATE 3-STARS OF THE YEAR

Name	1st	2nd	3rd	Total Pts
Lucas Sowder	1	2	1	8
Alex Tracy	1	3	0	7
Sam Morton	1	1	2	7
Josh Groll	1	1	1	6
Luc Wilson	1	0	3	6
Campbell Cichosz	1	0	0	3
Adam Eisele	1	0	0	3
Tyler Haskins	1	0	0	3
Kaden Bohlsen	0	1	1	3
Brenden Olsson	0	1	0	2
Jordan Steinmetz	0	1	0	2
Brian Carrabes	0	0	1	1
Brett Moravec	0	0	1	1
Steve Bellini	0	0	1	1

20-plus Win Seasons by a Maverick Coach

Year	Coach	Wins
2021-22*	Mike Hastings	38
2018-19*	Mike Hastings	32
1979-80	Don Brose	30
2019-20*	Mike Hastings	31
2017-18*	Mike Hastings	29
2014-15*	Mike Hastings	29
1975-76	Don Brose	28
1980-81	Don Brose	28
1982-83	Don Brose	26
1985-86	Don Brose	26
2013-14*	Mike Hastings	26
1978-79	Don Brose	25
2022-23*	Mike Hastings	25
2012-13*	Mike Hastings	24
1990-91	Don Brose	23
1981-82	Don Brose	22
2016-17*	Mike Hastings	22
2020-21*	Mike Hastings	22
1986-87	Don Brose	21
1998-99	Don Brose	21
2015-16*	Mike Hastings	21
1994-95	Don Brose	20
2002-03*	Troy Jutting	20

* Donates Division I Era

Totals: Brose (11), Hastings (11), Jutting (1)

MINNESOTA STATE CAREER SCORING LEADERS | DI-ERA

Player (Years)	GP	G	A	Pts
1. Aaron Fox (1996-00)	147	57	107	164
2. Matt Leitner (2011-15)	158	49	113	162
Marc Michaelis (2016-20)	148	71	91	162
4. Shane Joseph (1999-04)	139	68	76	144
5. Travis Morin (2003-07)	151	58	75	133
6. Parker Tuomie (2016-20)	152	45	87	132
7. Jean-Paul Lafontaine (2011-15)	156	48	79	127
C.J. Suess (2014-18)	157	57	70	127
9. Julian Napravnik (2018-22)	143	45	78	123
10. David Backes (2003-06)	115	46	73	119
11. Reggie Lutz (2017-22)	175	52	64	116
12. Tyler Deis (1995-99)*	99	60	54	114
13. B.J. Abel (1999-03)	155	38	75	113
14. Jesse Rooney (1997-01)	148	67	41	108
Teddy Blueger (2012-16)	155	31	77	108
16. Tim Wolfe (1996-00)	149	65	41	106
17. Nathan Smith (2019-22)	101	37	65	102
18. Bryce Gervais (2012-16)	163	67	34	101
19. Ryan Schrick (1996-00)	140	38	59	97
20. Ian Scheid (2016-20)	158	25	72	97
21. Kurt Davis (2007-11)	150	21	75	96
Eriah Hayes (2009-13)	152	52	44	96
Zach Palmquist (2011-15)	160	25	71	96
24. Kael Moullierat (2006-10)	144	49	43	92
25. Todd George (1996-00)	145	20	71	91
Brad McClure (2014-18)	159	45	46	91
27. Jake Jaremko (2017-21)	129	34	56	90
28. TJ Guidarelli (1997-01)	136	28	60	88
Zeb Knutson (2014-18)	127	38	50	88
30. Mick Berge (2005-09)	133	42	43	85
Cade Borchardt (2019-23)	120	29	56	85
Brendan Furry (2019-23)	110	27	58	85

MAVERICKS BY THE MONTH (2023-24)

Month	GP	W	L	T	Pct.
October	6	2	3	1	.400
November	6	3	3	0	.500
December	6	3	2	1	.600
January	8	5	1	2	.850
February	4	2	2	0	.500
March	0	0	0	0	.000
April	0	0	0	0	.000
Totals	30	15	11	4	.583

MAVERICKS WITH ACTIVE PT-SCORING

Player	Games	G-A-Pts
Kaden Bohlsen	3	3-1-4
Josh Groll	3	1-2-3
Sam Morton	1	1-0-1
Luc Wilson	1	0-1-1
Evan Murr	1	0-2-2
Adam Eisele	1	0-1-1
Lucas Sowder	1	0-1-1
Brian Carrabes	1	1-0-1
Alex Tracy	1	0-1-1

MSU CAREER GAMES PLAYED

Player (Years w/Minnesota State)	GP
1. Reggie Lutz (2017-22)	175
2. Jack McNeely (2017-22)	174
3. Andy Carroll (2018-23)	168

Minnesota State Men's Hockey NCAA Tournament History

NCAA DII-DIII Era

1977-78	NCAA Division II	Third in the nation
1978-79	NCAA Division II	Second in the nation
1979-80	NCAA Division II	First in the nation
1980-81	NCAA Division II	Third in the nation
1981-82	NCAA Division II	Lost in quarterfinals
1982-83	NCAA Division II	Lost in quarterfinals
1984-85	NCAA Division III	Lost in quarterfinals
1985-86	NCAA Division III	Fourth in the nation
1989-90	NCAA Division III	Third in the nation
1990-91	NCAA Division III	Second in the nation
1991-92	NCAA Division III	Lost in quarterfinals

Tournament	MSU	OPP
1975 WIHA	3	Chicago Circle
	6	Chicago Circle*
1976 WIHA	5	St. John's
	5	Hamline*
1977 WIHA	4	St. Cloud State
	4	St. Cloud State+
1978 WIHA	7	Chicago Circle
	2	Lake Forest*
1978 NCAA II-III	1	Merrimack*
	5	Elmira~%
1979 WIHA	4	St. Cloud State
	4	Chicago Circle*
1979 NCAA II-III	5	Salem State~
	4	Lowell~S
1980 WIHA	5	Gustavus Adolphus
	14	St. Scholastica*
1980 NCAA II-III	5	Salem State~
	5	Elmira~#
1981 WIHA	3	Gustavus
	4	Gustavus +
1981 NCAA II-III	7	Lowell~
	9	Concordia~%
1982 NCAA II-III	3	Merrimack^
	3	Merrimack^
1983 NCAA II-III	1	RIT^
	6	RIT^
1985 WIHA	9	UW-River Falls
	6	UW-River Falls
	1	St. Thomas
	6	Gustavus Adolphus
1985 NCAA II-III	4	Bemidji State^
	2	Bemidji State^
1986 NCHA	1	St. Scholastica@
	5	St. Scholastica@
	3	Bemidji State=
	6	Bemidji State=
1986 NCAA II-III	6	St. Thomas^
	1	St. Thomas^
	1	St. Thomas^
	5	Plattsburg State~
	0	RIT~&
1987 NCHA	3	Bemidji State@
	2	Bemidji State@
1988 NCHA	3	UW-River Falls@
	3	UW-River Falls@
1989 NCHA	7	UW-Stevens Point@
	6	UW-Stevens Point@
	0	UW-Stevens Point"
1990 NCHA	5	UW-Eau Claire@
	4	UW-Eau Claire@
	2	UW-Eau Claire"
	3	UW-Stevens Point=
	2	UW-Stevens Point=
1990 NCAA III	4	Gustavus Adolphus^
	2	Gustavus Adolphus^
	4	UW-Stevens Point~
	3	UW-Stevens Point~
1991 NCAA III	4	Gustavus Adolphus^
	7	Gustavus Adolphus^
	7	Elmira(NY)~
	2	UW-Stevens Point~S
1992 NCAA III	7	UW-Superior^
	3	UW-Superior^

NCAA Division II Champions
 % NCAA Division II Third Place
 * WIHA Champions
 @ NCHA Semifinals
 ~ NCAA DIII Final Four
 \$ NCAA Division II-III Second Place
 & NCAA III Fourth Place
 + WIHA Second Place
 = NCHA Second Place
 " Mini-Game (Does not count in record)

NCAA DI Era

Year	Affiliation	Result
2002-03	NCAA Division I	Lost in first round
2012-13	NCAA Division I	Lost in first round
2013-14	NCAA Division I	Lost in first round
2014-15	NCAA Division I	Lost in first round
2017-18	NCAA Division I	Lost in first round
2018-19	NCAA Division I	Lost in first round
2020-21	NCAA Division I	Won West Regional, T-third in nation
2021-22	NCAA Division I	Won Albany Regional, National Runner-Up
2022-23	NCAA Division I	Lost in first round

Tournament	Opponent (Event)	Result
2003 NCAA Division I	Cornell (Eastern Regional)	L, 5-2
2013 NCAA Division I	Miami (Midwest Regional)	L, 4-2
2014 NCAA Division I	UMass-Lowell (Northeast Regional)	L, 2-1
2015 NCAA Division I	RIT (Midwest Regional)	L, 2-1
2018 NCAA Division I	Minnesota Duluth (West Regional)	L, 3-2 (OT)
2019 NCAA Division I	Providence (Eastern Regional)	L, 6-3
2021 NCAA Division I	Quinnipiac (West Regional)	W, 4-3 (OT)
2021 NCAA Division I	Minnesota (West Regional)	W, 4-0
2021 NCAA Division I	St. Cloud State (Frozen Four)	L, 5-4
2022 NCAA Division I	Harvard (Albany Regional)	W, 4-3
2022 NCAA Division I	Notre Dame (Albany Regional)	W, 1-0
2022 NCAA Division I	Minnesota (Frozen Four)	W, 5-1
2022 NCAA Division I	Denver (National Championship)	L, 5-1
2023 NCAA Division I	St. Cloud State (Fargo Regional)	L, 4-0

Division I Post-Season Totals:

Record - 5-9

Overtime Record - 1-1

Goals For - 34

Goals Against - 42

Mike Hastings Post-Season Record - 5-8

Active Mavericks Who Have Registered A Point in the Post Season

Name	Games	Goals	Assists	Points	PPG	GWG	SHG
Morton	7	2	2	4	0	1	0
Groll	4	0	3	3	0	0	0
Sowder	5	0	3	0	0	0	0
Gregga	3	1	0	1	0	0	0
Totals		3	8	8	0	1	0

All-Time Postseason Record (All Divisions) 28-30-11

All-Time Postseason Goals For 95

All-Time Postseason Goals Against 298

CCHA Preseason Media Poll

Rank	Team (1st Place)	Notes
1.	Michigan Tech (11)	152
2.	Northern Michigan (2)	133
3.	Bowling Green (2)	124
4.	Minnesota State (1)	114
5.	Bemidji State	100
6.	St. Thomas	88
7.	Ferris State	72
8.	Lake Superior State	49

Player of the Year
Austen Swankler (MTU)

Preseason Rookie of the Year
Eric Pohlkamp (BSU)

Preseason All-CCHA
Andre Ghanous, F, NMU, Kyle Kukkonen, F, MTU, Kyle Kukkonen, F, MTU

Austen Swankler, F, BGSU, Kyle Looft, D, BSU, Josh Zinger, D, NMU, Jed Pietila, D, MTU, Blake Pietila, G, MTU

CCHA Players of the Week

Player	Award
Alex Tracy (Week 2)	Goaltender
Evan Murr (Week 7)	Rookie
Mason Wheeler (Week 9)	Defenseman
Keenan Rancier (Week 11)	Goaltender
Evan Murr (Week 11)	Defenseman
Josh Groll (Week 12)	Forward
Lucas Sowder (Week 13)	Forward
Evan Murr (Week 14)	Defenseman

CCHA Preseason Coaches' Poll

Rank	Team (1st Place)	Notes
1.	Michigan Tech (4)	67
2.	Northern Michigan (3)	66
3.	Bowling Green	55
4.	Bemidji State	49
5.	St. Thomas (1)	45
6.	Minnesota State	45
7.	Ferris State	36
8.	Lake Superior State	29

Co-Preseason Players of the Year

Austen Swankler (MTU)

Blake Pietila (MTU)

Preseason Rookie of the Year

Eric Pohlkamp (BSU)

Preseason All-CCHA

Andre Ghanous, F, NMU

Kyle Kukkonen, F, MTU

Austen Swankler, F, BGSU

Ben Wozney, D, BGSU

Josh Zinger, D, NMU

Blake Pietila, G, MTU



2023-24 Minnesota St. Men's Ice Hockey Combined Team Statistics All games

Team Results

Date	Opponent	Score	Att.
10/13/2023	St. Cloud St.	Wot 3-2	4398
10/14/2023	St. Cloud St.	W 5-1	4767
10/20/2023	Massachusetts	L 3-6	4233
10/21/2023	Massachusetts	L 0-1	4543
10/27/2023	at North Dakota	L 2-6	11604
10/28/2023	at North Dakota	Tot 2-2	11646
* 11/10/2023	at Ferris St.	W 6-2	1537
* 11/11/2023	at Ferris St.	Wot 3-2	1741
* 11/17/2023	Bemidji St.	W 5-1	4941
* 11/18/2023	Bemidji St.	L 6-7	5008
* 11/24/2023	Michigan Tech	Lot 2-3	3732
* 11/25/2023	Michigan Tech	L 2-3	4023
* 12/01/2023	at Lake Superior St.	Tot 2-2	930
* 12/02/2023	at Lake Superior St.	W 4-3	892
* 12/08/2023	St. Thomas (MN)	W 3-1	4557
* 12/09/2023	at St. Thomas (MN)	L 1-2	1010
12/15/2023	at Rensselaer	Lot 3-4	1477
12/16/2023	at Rensselaer	W 4-2	1635
01/05/2024	at Augustana (SD)	Tot 3-3	3211
01/06/2024	at Augustana (SD)	W 2-1	3363
* 01/12/2024	Ferris St.	W 4-2	4244
* 01/13/2024	Ferris St.	W 4-0	4615
* 01/19/2024	at Bowling Green	L 3-4	2313
* 01/20/2024	at Bowling Green	W 4-1	2812
* 01/26/2024	Northern Mich.	Tot 2-2	4667
* 01/27/2024	Northern Mich.	W 4-0	4981
* 02/02/2024	at St. Thomas (MN)	Wot 4-3	1038
* 02/03/2024	St. Thomas (MN)	L 2-4	4973
* 02/09/2024	at Michigan Tech	L 1-3	3704
* 02/10/2024	at Michigan Tech	W 4-2	3773

Team Statistics

	MSU	OPP
SHOT STATISTICS		
Goals-Shot attempts	93-921	75-831
Shot pct.	.101	.090
Goals/Game	3.10	2.50
Shots/Game	30.70	27.70
POWER PLAYS		
Goals-Power Plays	22-112	19-100
Conversion pct.	.196	.190
Shot Attempts	173	146
Shot pct.	.127	.130
SHORT-HANDED		
Goals-Shot attempts	3-28	2-15
Shot pct.	.107	.133
GOAL BREAKDOWN		
Power Play	22	19
Short-handed	3	2
Empty net	6	2
Penalty	0	0
Unassisted	9	6
Overtime	3	2
Delayed Penalty	0	0
Game winning	15	11
First Goal	17	13
Game Tying Goal	2	2
Extra Attacker	2	1
BLOCKS		
Blocks	334	446
Blocks/Game	11.13	14.87
PENALTIES		
Number	117	126
Minutes	275	291
Penalties/Game	3.90	4.20
Pen minutes/Game	9.17	9.70
FACEOFFS (W-L)		
Faceoff W-L pct.	.505	.495
SHOOTOUTS (Made-Att)		
	4-8	2-8

Game Records

Record	Overall	Home	Away	Neutral
ALL GAMES	15-11-4	7-6-1	8-5-3	0-0-0
CONFERENCE	11-7-2	5-4-1	6-3-1	0-0-0
NON-CONFERENCE	4-4-2	2-2-0	2-2-2	0-0-0

#	Player	GP	Shots				PEN-MIN	PP-SH	BLK	Faceoffs				
			G	A	PTS	SH				SH%	FOW	FOL	FO%	
6	Morton, Sam	30	20	9	29	127	.157	4-8	8	0	23	352	283	.554
21	Sowder, Lucas	27	10	14	24	61	.164	8-16	0	2	16	0	1	.000
10	Murr, Evan	30	5	17	22	66	.076	7-14	3	0	23	0	2	.000
26	Bohlsen, Kaden	30	11	10	21	52	.212	14-50	2	0	14	68	59	.535
15	Eisele, Adam	30	7	13	20	82	.085	6-12	1	0	7	251	206	.549
28	Carrabes, Brian	29	7	11	18	71	.099	3-6	1	0	5	0	0	.000
12	Groll, Josh	27	7	11	18	53	.132	5-13	2	0	8	2	9	.182
7	Wilson, Luc	29	5	10	15	63	.079	6-12	1	0	6	0	1	.000
23	Steinmetz, Jordan	25	2	8	10	24	.083	4-8	0	1	18	126	178	.414
3	Koch, Brandon	27	1	9	10	42	.024	6-12	0	0	19	0	0	.000
22	Bellini, Steven	24	3	6	9	27	.111	6-20	1	0	27	1	1	.500
4	Moravec, Brett	20	3	4	7	34	.088	5-10	2	0	6	0	3	.000
24	Krajnik, Zach	20	1	5	6	20	.050	0-0	0	0	10	0	1	.000
13	Power, Jordan	24	0	5	5	22	.000	8-24	0	0	22	0	1	.000
25	Olson, Brenden	22	3	1	4	19	.158	5-10	0	0	1	0	0	.000
11	Haskins, Tyler	14	3	1	4	12	.250	0-0	1	0	2	12	9	.571
20	Gregga, Connor	25	2	2	4	27	.074	3-6	0	0	12	25	22	.532
8	Cichosz, Campbell	29	1	3	4	40	.025	4-8	0	0	31	1	1	.500
19	Hillman, Will	29	1	3	4	31	.032	6-12	0	0	9	46	78	.371
5	Wheeler, Mason	30	1	3	4	18	.056	8-16	0	0	43	0	1	.000
18	Stender, Jakob	23	0	4	4	10	.000	2-4	0	0	18	0	3	.000
27	Malinowski, Tony	10	0	4	4	8	.000	2-4	0	0	12	0	0	.000
33	Tracy, Alex	23	0	1	1	0	.000	0-0	0	0	0	0	0	.000
14	Nielsen, Kade	8	0	0	0	10	.000	0-0	0	0	2	11	17	.393
9	Edwards, Tanner	4	0	0	0	2	.000	2-4	0	0	0	0	0	.000
35	Rancier, Keenan	8	0	0	0	0	.000	0-0	0	0	0	0	0	.000
TM	TEAM	30	0	0	0	0	.000	3-6	0	0	0	0	0	.000
Totals		30	93	154	247	921	.101	117-275	22	3	334	895	876	.505
Opponents		30	75	119	194	831	.090	126-291	19	2	446	876	895	.495

#	Player	GP	MIN	GA	GA AVG	SAVES	SAVES%	W-L-T-SHO
33	Tracy, Alex	23	1358:13	53	2.34	548	.912	11-8-4-2
35	Rancier, Keenan	8	471:30	20	2.55	208	.912	4-3-0-0
TM	EMPTY NET	-	10:13	2	11.75	0	.000	0-0-0-0
Totals		30	1839:56	75	2.45	756	.910	15-11-4-2
Opponents		30	1839:56	93	3.03	828	.899	11-15-4-1

Attendance Summary

	MSU	Opponents
Total	63682	52686
Dates/Avg Per Date	14 / 4549	16 / 3293
Neutral Site #/Avg	0 / 0	

Goals by Periods

Team	1st	2nd	3rd	OT	TOTAL
MSU	31	34	25	3	93
Opponents	25	23	25	2	75

Shots by Periods

Team	1st	2nd	3rd	OT	TOTAL
MSU	309	321	262	29	921
Opponents	257	248	297	29	831

Saves by Periods

Team	1st	2nd	3rd	OT	TOTAL
MSU	232	225	272	27	756
Opponents	278	287	237	26	828

Minnesota State Men's Hockey Radio/TV



22 STEVE BELLINI
Jr. | D



26 KADEN BOHLSSEN
Jr. | F




28 BRIAN CARRABES
Jr. | F



8 CAMPBELL CICHOSZ
So. | D



9 TANNER EDWARDS
Jr. | F



15 ADAM EISELE
So. | F



20 CONNOR GREGGA
Jr. | F



12 JOSH GROLL
Jr. | F




11 TYLER HASKINS
So. | F



19 WILL HILLMAN
Jr. | F



3 BRANDON KOCH
Gr. | D



24 ZACH KRAJNIK
Jr. | F



27 TONY MALINOWSKI
Sr. | D



32 ANDREW MILLER
So. | G




4 BRETT MORAVEC
Fr. | F



6 SAM MORTON
Gr. | F



10 EVAN MURR
Fr. | D



14 KADE NIELSEN
Fr. | F



25 BRENDEN OLSON
Jr. | F



13 JORDAN POWER
Jr. | D




35 KEENAN RANCIER
Jr. | G



21 LUCAS SOWDER
Gr. | F



23 JORDAN STEINMETZ
Gr. | F



18 JAKOB STENDER
Fr. | D



33 ALEX TRACY
So. | G



MASON WHEELER
So. | D



7 LUC WILSON
So. | F



LUKE STRAND
Head Coach



2023-24 Lake Superior St. Men's Ice Hockey Combined Team Statistics All games

Team Results

Date	Opponent	Score	Att.
10/07/2023	at Michigan St.	L 2-5	6555
10/08/2023	at Michigan St.	L 2-4	6555
10/13/2023	Alas. Anchorage	W 5-1	1429
10/14/2023	Alas. Anchorage	L 2-3	1589
10/27/2023	at Clarkson	Wot 4-3	2519
10/28/2023	at St. Lawrence	W 5-2	0
* 11/03/2023	Bemidji St.	Wot 4-3	1231
* 11/04/2023	Bemidji St.	W 5-1	1313
* 11/10/2023	at Northern Mich.	L 4-6	3239
* 11/11/2023	at Northern Mich.	Lot 3-4	3774
* 11/17/2023	Bowling Green	L 3-5	831
* 11/18/2023	Bowling Green	Wot 4-3	1059
* 11/24/2023	at St. Thomas (MN)	L 2-4	784
* 11/25/2023	at St. Thomas (MN)	W 3-1	826
* 12/01/2023	Minnesota St.	Tot 2-2	930
* 12/02/2023	Minnesota St.	L 3-4	892
* 12/08/2023	at Bemidji St.	L 1-7	1687
* 12/09/2023	at Bemidji St.	W 6-1	1536
* 12/16/2023	at Ferris St.	W 5-1	1492
12/29/2023	at Dartmouth	L 0-4	3083
12/30/2023	vs RIT	L 2-4	2310
* 01/12/2024	Northern Mich.	W 5-1	995
* 01/13/2024	Northern Mich.	W 5-2	877
* 01/19/2024	at Ferris St.	L 3-5	2040
* 01/20/2024	Ferris St.	Lot 2-3	1112
* 01/26/2024	Michigan Tech	W 3-1	1126
* 01/27/2024	Michigan Tech	L 0-1	1602
* 02/09/2024	at Bowling Green	L 3-6	2202
* 02/10/2024	at Bowling Green	L 2-4	3012
02/16/2024	Augustana (SD)	W 3-0	742
02/17/2024	Augustana (SD)	L 0-3	1015

Team Statistics

	LSSU	OPP
SHOT STATISTICS		
Goals-Shot attempts	93-905	94-957
Shot pct.	.103	.098
Goals/Game	3.00	3.03
Shots/Game	29.19	30.87
POWER PLAYS		
Goals-Power Plays	21-92	14-101
Conversion pct.	.228	.139
Shot Attempts	165	165
Shot pct.	.127	.085
SHORT-HANDED		
Goals-Shot attempts	2-17	4-19
Shot pct.	.118	.211
GOAL BREAKDOWN		
Power Play	21	14
Short-handed	2	4
Empty net	6	7
Penalty	1	0
Unassisted	4	5
Overtime	3	2
Delayed Penalty	0	0
Game winning	13	17
First Goal	8	23
Game Tying Goal	1	0
Extra Attacker	3	1
BLOCKS		
Blocks	313	332
Blocks/Game	10.10	10.71
PENALTIES		
Number	126	122
Minutes	271	272
Penalties/Game	4.06	3.94
Pen minutes/Game	8.74	8.77
FACEOFFS (W-L)		
Faceoff W-L pct.	872-1003	1003-872
	.465	.535
SHOOTOUTS (Made-Att)	0-2	2-3

Game Records

Record	Overall	Home	Away	Neutral
ALL GAMES	13-17-1	8-6-1	5-10-0	0-1-0
CONFERENCE	9-11-1	6-4-1	3-7-0	0-0-0
NON-CONFERENCE	4-6-0	2-2-0	2-3-0	0-1-0

# Player	GP	Shots				PEN-MIN	PP SH	BLK	Faceoffs				
		G	A	PTS	SH%				FOW	FOL	FO%		
15 Westcott, Jared	31	16	15	31	86	.186	15-30	3	0	4	42	34	.553
9 Milburn, Connor	29	12	15	27	67	.179	11-30	2	0	16	254	307	.453
11 Tritt, Dawson	31	12	9	21	73	.164	6-12	8	0	14	31	48	.392
22 Bakos, Timo	31	6	15	21	43	.140	3-6	1	1	26	55	69	.444
8 Roy, Harrison	31	7	13	20	86	.081	4-8	3	0	8	200	217	.480
28 Herrington, John	30	6	10	16	72	.083	4-8	0	1	12	101	83	.549
18 Batchelder, Carter	27	8	5	13	43	.186	6-12	2	0	11	106	135	.440
6 Roloson, Ross	30	4	9	13	34	.118	2-4	0	0	27	0	0	.000
14 Schweitzer, Nate	31	3	9	12	46	.065	9-18	1	0	24	0	1	1.000
5 Bushy, Evan	30	1	11	12	45	.022	9-18	0	0	33	0	1	1.000
24 Kungle, Cam	30	1	7	8	18	.056	9-18	0	0	48	0	0	0.000
7 Piku, Branden	19	4	3	7	26	.154	3-6	1	0	8	0	1	1.000
12 Milburn, Reagan	19	1	6	7	28	.036	5-10	0	0	0	0	0	0.000
17 Levandowski, Luke	22	2	4	6	30	.067	1-2	0	0	5	24	26	.480
23 Borshyov, Artyom	29	1	5	6	23	.043	5-10	0	0	17	1	1	.500
29 Roloson, Brett	15	1	5	6	11	.091	3-6	0	0	4	56	75	.427
19 Wildauer, Joshua	15	0	5	5	10	.000	2-4	0	0	6	1	2	.333
2 Huggins, Bryan	28	0	4	4	18	.000	3-6	0	0	13	0	0	0.000
20 Hindman, Grant	29	1	2	3	35	.029	4-8	0	0	19	0	0	0.000
26 Craft, Cole	12	1	2	3	12	.083	1-2	0	0	0	0	0	0.000
10 Teleguine, Sasha	27	2	0	2	36	.056	7-25	0	0	8	1	2	.333
3 Williams, Tyler	16	2	0	2	29	.069	3-6	0	0	1	0	0	0.000
16 Blanchett, Jack	7	2	0	2	10	.200	2-4	0	0	2	0	0	0.000
21 Venegoni, Jordan	14	0	1	1	17	.000	4-8	0	0	6	0	1	1.000
27 Posa, Benito	4	0	0	0	5	.000	1-2	0	0	1	0	0	0.000
25 Gervais, Jeremy	2	0	0	0	2	.000	0-0	0	0	0	0	0	0.000
31 Hakansson, William	5	0	0	0	0	.000	0-0	0	0	0	0	0	0.000
30 Hesse, Easton	6	0	0	0	0	.000	0-0	0	0	0	0	0	0.000
1 Langenegger, Ethan	27	0	0	0	0	.000	0-0	0	0	0	0	0	0.000
TM TEAM	31	0	0	0	0	.000	4-8	0	0	0	0	0	0.000
Totals	31	93	155	248	905	.103	126-271	21	2	313	872	1003	.465
Opponents	31	94	165	259	957	.098	122-272	14	4	332	1003	872	.535

# Player	GP	MIN	GA	GA AVG	SAVES	SAVES%	W-L-T-SHO
31 Hakansson, William	5	136:42	11	4.83	55	.833	1-1-0-0
30 Hesse, Easton	6	217:35	3	0.83	112	.974	2-1-0-1
1 Langenegger, Ethan	27	1489:03	73	2.94	694	.905	10-15-1-0
TM EMPTY NET	-	27:44	7	15.14	2	.222	0-0-0-0
Totals	31	1871:04	94	3.01	863	.902	13-17-1-1
Opponents	31	1871:04	93	2.98	812	.897	17-13-1-3

Attendance Summary

	LSSU	Opponents
Total	16743	39304
Dates/Avg Per Date	15 / 1116	15 / 2620
Neutral Site #/Avg	1 / 2310	

Goals by Periods

Team	1st	2nd	3rd	OT	TOTAL
LSSU	25	32	33	3	93
Opponents	31	32	29	2	94

Shots by Periods

Team	1st	2nd	3rd	OT	TOTAL
LSSU	277	297	324	7	905
Opponents	333	339	277	8	957

Saves by Periods

Team	1st	2nd	3rd	OT	TOTAL
LSSU	302	307	248	6	863
Opponents	252	265	291	4	812



2023-24 Men's Ice Hockey
Box Score Report

Oct 13, 2023, Start time: 07:07 PM, Mankato, Minn., Minnesota
Attendance: 4398

Game duration: 2:14

MINNESOTA ST. (1-0-0) VS ST. CLOUD ST. (1-2-0)

Box score

Prd	Time	Team	Scored by	Assists	Visitors on ice	Home on ice
1	07:04	SCSU	Barrett Hall/2	Verner Mattinen/2	G33, 10, 27, 21, 28, 6	G31, 21, 4, 15, 14, 19
2	02:21	SCSU	Joe Moleenaar/0	Josh Luedtke/1 Dylan Anhorn/2	G33, 3, 18, 7, 4, 15	G31, 21, 4, 22, 18, 34
3	04:07	MSU	Lucas Sowder/1	Tony Malinowski/1 Jordan Power/1	G33, 13, 27, 21, 28, 6	G31, 2, 12, 20, 16, 7
4	12:47	MSU	Bret Moravec/1	Evan Murr/1 Adam Eisele/1	G33, 10, 8, 4, 15, 26	G31, 5, 2, 14, 29, 34
5	03:10	MSU	Adam Eisele/1	-	G33, 13, 21, 15	G31, 4, 29, 19

Goals by period

Team	1	2	3	OT1	Tot
MSU	0	2	0	1	3
SCSU	1	1	0	0	2

Shots by period

Team	1	2	3	OT1	Tot
MSU	7	9	10	1	27
SCSU	6	6	8	3	23

Team summary

#	Player	G	A	P	PM	BL	SH	±
3	Brandon Koch	0	0	0	0	1	1	-1
4	Bret Moravec	1	0	0	0	1	3	0
5	Mason Wheeler	0	0	0	0	3	0	0
6	Sam Morton	0	0	0	0	0	0	0
7	Luc Wilson	0	0	0	0	1	1	-1
8	Campbell Chiozzo	0	0	0	0	3	1	-1
10	Evan Murr	0	1	0	0	2	4	0
12	Josh Groll	0	0	0	0	0	0	0
13	Jordan Power	0	0	0	0	3	2	0
15	Adam Eisele	1	0	0	0	1	1	0
18	Jakob Stender	0	0	0	0	2	1	0
19	Will Hillman	0	0	0	0	2	0	0
20	Connor Gregga	0	0	0	0	3	0	0
21	Lucas Sowder	1	0	0	0	2	2	1
23	Jordan Steinmetz	0	0	0	0	0	0	0
25	Brenden Olson	0	0	0	0	0	0	0
26	Kaden Bohlsen	0	0	0	0	1	1	-1
27	Tony Malinowski	0	0	0	0	1	2	0
28	Brian Carrabas	0	0	0	0	1	6	0
33	Alex Tracy	0	0	0	0	0	0	0
TM	TEAM	0	0	0	0	2	0	0
32	Andrew Miller	dnp						
35	Keenan Rancier	dnp						
Totals: 3 4 7 6 23 27 3								

#	Player	G	A	P	PM	BL	SH	±
2	Karl Falk	0	0	0	0	1	0	-2
4	Dylan Anhorn	0	1	2	1	2	1	0
5	Warren Clark	0	0	0	0	0	0	-1
6	Mason Reiners	0	0	0	2	1	0	0
7	Jack Reinnam	0	0	0	0	0	1	-1
10	Kyler Kupka	0	0	0	0	0	2	0
12	Ryan Rosborough	0	0	0	0	0	0	-1
14	Zach Okabe	0	0	0	0	1	1	0
15	Barrett Hall	1	0	1	0	1	1	1
16	Mason Salquist	0	0	0	0	1	3	-1
18	Nick Portz	0	0	0	0	1	2	1
19	Verner Mattinen	0	1	1	0	0	1	0
20	Jack Rogers	0	0	0	0	0	1	-1
21	Josh Luedtke	0	1	1	0	2	1	2
22	Joe Moleenaar	1	0	1	0	0	2	1
23	Jack Peart	0	0	0	2	1	0	0
26	Cooper Wylie	0	0	0	0	0	1	0
23	Veei Mattinen	0	0	0	0	1	4	-2
21	Dominic Basse	0	0	0	0	0	0	0
34	Adam Ingram	0	0	0	0	1	1	0
30	Isak Posch	dnp						
Totals: 2 3 5 6 12 23 -3								

Power play goals-ATT (SH)

Period	MSU	SCSU
1st	0-0(0)	0-0(2)
2nd	0-2(1)	0-0(1)
3rd	0-1(1)	0-2(1)
OT1	0-0(0)	0-0(0)
Total	0-3(2)	0-3(4)

Penalty minutes

Period	MSU	SCSU
1st	1-2	0-0
2nd	1-2	2-4
3rd	1-2	1-2
OT1	0-0	0-0
Total	3-6	3-6

Three stars

- Adam Eisele
- Bret Moravec
- Lucas Sowder

Officials

Referee: Bradley Abbers
Referee: Rick Nelson
Linesman: Eric Standke
Linesman: Jordan Staples

Goalenders

#	Player	Min	GA	1	2	3	TOT	Saves
33	Alex Tracy	63:09	2	5	5	8	3	21
TM	EMPTY NET	00:01	0	0	0	0	0	0
Win - Alex Tracy (1-1-0)								

#	Player	Min	GA	1	2	3	TOT	Saves
31	Dominic Basse	63:10	3	7	7	10	0	24
Loss - Dominic Basse (1-2-0)								

Referee's Signature _____



2023-24 Men's Ice Hockey
Box Score Report

Oct 14, 2023, Start time: 05:57 PM, Mankato, Minn., Minnesota
Attendance: 4787

Game duration: 2:17

ST. CLOUD ST. (1-3-0) VS MINNESOTA ST. (2-0-0)

Box score

Prd	Time	Team	Scored by	Assists	Visitors on ice	Home on ice
1	17:22	MSU	Ben Moleenaar/1	Dylan Anhorn/1	G31, 6, 21, 11, 16	G30, 5, 21, 20, 20, 6
2	01:36	MSU	Evan Murr/1	Kaden Bohlsen/1 Jordan Steinmetz/1	G31, 21, 4, 11, 18, 16	G33, 8, 13, 25, 26, 23
3	02:12	MSU	Ben Moleenaar/2	-	G31, 20, 6, 34, 20, 13	G30, 22, 3, 21, 20, 13
4	15:55	SCSU	Kyler Kupka/1	Barrett Hall/1 Adam Ingram/2	4, 10, 34, 20, 29, 15	G33, 8, 13, 25, 26, 23
6	17:51	MSU	Ben Moleenaar/1	-	4, 34, 22, 20, 15, 13	G30, 22, 27, 21, 20, 6
5	18:39	MSU	EN	Kaden Bohlsen/1 Tony Malinowski/2	26, 14, 18, 20, 16, 19	G33, 3, 27, 26, 6, 23

Goals by period

Team	1	2	3	Tot
SCSU	0	0	1	1
MSU	1	2	2	5

Shots by period

Team	1	2	3	Tot
SCSU	7	12	11	30
MSU	10	9	11	30

Team summary

#	Player	G	A	P	PM	BL	SH	±
2	Karl Falk	0	0	0	0	0	0	0
4	Dylan Anhorn	0	0	0	2	1	2	-1
5	Warren Clark	0	0	0	0	1	1	-1
6	Mason Reiners	0	0	0	0	0	0	0
7	Luc Wilson	0	0	0	0	0	0	0
10	Kyler Kupka	1	0	1	2	0	1	1
11	Grant Ahan	0	0	0	2	0	1	-1
13	Tyler Gross	0	0	0	0	1	-2	
14	Zach Okabe	0	0	0	0	3	-1	
16	Barrett Hall	0	1	1	0	0	2	0
17	Mason Salquist	0	0	0	0	2	-2	
18	Nick Portz	0	0	0	0	1	2	-1
19	Verner Mattinen	0	0	0	0	3	-1	
20	Jack Rogers	0	0	0	0	0	1	-1
22	Josh Luedtke	0	0	0	1	0	1	-1
21	Joe Moleenaar	0	0	0	1	0	0	-1
23	Jack Peart	0	0	0	2	1	1	0
26	Cooper Wylie	0	0	0	0	4	3	0
25	Veei Mattinen	0	0	0	0	0	0	-2
29	Veei Mattinen	0	0	0	0	1	3	0
30	Isak Posch	0	0	0	0	0	0	0
31	Dominic Basse	0	0	0	0	0	0	0
34	Adam Ingram	0	1	1	0	0	0	-1
Totals: 1 2 3 0 10 30 -18								

#	Player	G	A	P	PM	BL	SH	±
3	Brandon Koch	0	1	1	2	0	0	0
4	Bret Moravec	0	0	0	0	0	0	0
5	Mason Wheeler	0	0	0	2	0	0	0
6	Sam Morton	2	0	2	0	2	5	3
7	Luc Wilson	0	0	0	0	0	1	0
8	Campbell Chiozzo	0	0	0	0	0	0	0
10	Evan Murr	0	0	0	2	1	1	0
11	Tyler Haskins	0	0	0	0	1	0	0
13	Jordan Power	0	0	0	2	0	1	0
14	Kade Nielsen	0	0	0	0	0	0	0
16	Adam Eisele	0	0	0	0	0	0	0
20	Connor Gregga	0	0	0	0	0	2	0
21	Lucas Sowder	0	0	0	0	0	1	2
22	Steven Bellini	0	0	0	0	0	1	2
23	Jordan Steinmetz	0	1	1	0	0	1	1
25	Brenden Olson	0	0	0	0	0	0	0
26	Kaden Bohlsen	1	1	2	0	0	2	1
27	Tony Malinowski	0	1	2	3	1	2	0
28	Brian Carrabas	1	1	2	0	0	3	2
33	Alex Tracy	0	0	0	0	0	0	0
32	Andrew Miller	dnp						
35	Keenan Rancier	dnp						
Totals: 6 6 10 10 31 36 18								

Power play goals-ATT (SH)

Period	SCSU	MSU
1st	0-0(0)	1-0(0)
2nd	0-1(0)	0-0(0)
3rd	0-0(0)	0-0(0)
Total	0-1(0)	1-0(0)

Penalty minutes

Period	SCSU	MSU
1st	2-4	3-4
2nd	1-2	2-4
3rd	1-2	1-2
Total	4-8	6-10

Three stars

- Sam Morton
- Brenden Olson
- Brian Carrabas

Officials

Referee: Bradley Abbers
Referee: Rick Nelson
Linesman: Eric Standke
Linesman: Jordan Staples

Referee's Signature _____



2023-24 Men's Ice Hockey
Box Score Report

Oct 20, 2023, Start time: 07:07 PM, Mayo Clinic HSEC, Mankato, Minn., Minnesota
Attendance: 4233

Game duration: 2:18

MASSACHUSETTS (3-1-0) VS MINNESOTA ST. (2-1-0)

Box score

Prd	Time	Team	Scored by	Assists	Visitors on ice	Home on ice
1	06:02	UMASS	Aydar Suniev/1	Aaron Bohlinger/1 Jack Musa/6	G30, 23, 7, 16, 9, 12	G33, 5, 27, 25, 14, 23
2	19:08	UMASS	Jack Musa/2	Scott Morrow/3 Ryan Ulko/4	G30, 23, 6, 9, 20, 17	G33, 10, 13, 5, 4
3	01:19	MSU	Adam Eisele/2	Luc Wilson/1 Jakob Stender/1	G30, 23, 7, 18, 14, 11	G33, 18, 13, 7, 4, 15
4	05:52	MSU	Brenden Olson/2	Connor Gregga/1 Evan Murr/2	G30, 26, 16, 9, 12	G33, 10, 5, 25, 20, 26
5	06:40	UMASS	Ryan Lautenbach/2	Scott Morrow/4	G30, 23, 7, 18, 14, 11	G33, 18, 13, 7, 4, 15
6	11:56	MSU	EV	Adam Eisele/2 Mason Wheeler/1	G30, 23, 7,	



2023-24 Men's Ice Hockey
Box Score Report

Oct 27, 2023, Start time: 07:07 PM, Ralph Engelstad Arena, Grand Forks, North Dakota
Attendance: 11604

Game duration: 2:26

MINNESOTA ST. (2-3-0) VS NORTH DAKOTA (4-1-0)

Box score

Prd	Time	Team	Scored by	Assists	Visitors on ice	Home on ice
1	1st 02:54	NoDak	EV Logan Britt/1	Griffin Ness/1	G33, 8, 13, 19, 20, 26	G32, 10, 6, 13, 21, 11
1	1st 11:23	NoDak	EV Jayden Perron/3	Cameron Berg/3 Jake Livanavage/1	G33, 10, 5, 25, 12, 23	G32, 4, 6, 7, 18, 14
3	1st 11:58	NoDak	PP Owen McLaughlin/1	Jackson Blake/2 Garrett Pyke/3	G33, 8, 13, 4, 23	G32, 7, 17, 9, 22, 14
4	1st 15:03	NoDak	PP Jackson Blake/3	Garrett Pyke/4 Owen McLaughlin/1	G35, 10, 5, 19, 26	G32, 7, 9, 17, 22, 14
5	2nd 09:55	NoDak	EV Hunter Johannes/4	Louis Jarnemik V/2 Garrett Pyke/5	G35, 8, 13, 21, 26, 6	G32, 25, 7, 26, 28, 27
6	2nd 14:07	MSU	EV Sam Morton/3	Lucas Sowerder/1 Evan Murr/3	G35, 10, 13, 21, 6	G32, 25, 7, 17, 14
7	2nd 18:32	MSU	EV Luc Wilson/2	Brett Moravec/1	G35, 22, 5, 7, 4, 15	G32, 25, 15, 8, 9, 22
8	3rd 11:01	NoDak	EV Jackson Blake/4	Owen McLaughlin/2	G35, 22, 16, 19, 12, 20	G32, 10, 6, 8, 9, 22

Team summary

Mavericks											Fighting Hawks										
#	Player	G	A	P	PM	BL	SH	+	-		#	Player	G	A	P	PM	BL	SH	+	-	
3	Brandon Koch	0	0	0	0	0	0	2	2	0	4	Jake Livanavage	0	1	0	0	0	1	1	1	
4	Brett Moravec	0	1	1	0	0	0	2	1	1	5	Dane Montgomery	0	0	0	0	0	1	0	0	
5	Mason Wheeler	0	0	0	2	0	0	2	0	0	6	Logan Britt	1	1	0	0	0	3	3	0	
6	Sam Morton	1	0	0	0	0	0	4	0	0	7	Garrett Pyke	0	3	0	0	0	0	1	1	
7	Luc Wilson	1	0	0	0	0	0	5	1	1	8	Jake Schmalz	0	0	0	0	0	3	0	0	
8	Campbell Cichoz	0	0	0	0	0	0	1	-2	-2	9	Jackson Blake	2	3	2	3	2	3	0	0	
10	Evan Murr	0	0	0	0	0	0	4	0	0	10	Tanner Komzak	0	0	0	0	0	0	2	2	
12	Josh Groll	0	0	0	0	0	0	0	-2	-1	11	Griffin Ness	0	1	0	0	0	0	1	1	
13	Jordan Power	0	0	0	0	0	0	2	-1	-1	13	Carson Albrecht	0	0	0	0	0	1	1	1	
15	Adam Eisale	0	0	0	0	0	0	2	1	1	14	Cameron Berg	0	0	0	0	0	1	0	0	
18	Jakob Stender	0	0	0	0	0	0	2	1	1	15	Nate Benoit	0	0	0	2	1	1	-1	-1	
19	Will Hillman	0	0	0	0	0	0	0	-2	-2	17	Riese Gaber	0	0	0	0	0	2	-1	-1	
20	Connor Gregg	0	0	0	0	0	0	1	-2	-1	18	Ben Strinden	1	1	0	0	0	3	1	1	
21	Lucas Sowerder	0	1	1	0	0	0	1	4	0	21	Ben Strinden	0	0	0	0	0	3	1	1	
22	Steven Bellini	0	0	0	0	2	2	0	0	0	22	Owen McLaughlin	1	3	0	0	0	2	0	0	
23	Jordan Steinmetz	0	0	0	0	1	0	-1	0	-1	25	Abram Wiebe	0	0	0	0	0	2	-1	-1	
25	Brenden Olson	0	0	0	0	0	0	0	-1	-1	26	Dylan James	0	0	0	0	0	0	1	1	
26	Kaden Bohlsen	0	0	0	0	0	0	0	-1	-1	27	Louis Jarnemik V	0	0	0	0	0	0	0	-1	
28	Brian Carrabes	0	0	0	0	0	0	0	-1	-1	28	Hunter Johannes	1	0	0	0	0	0	0	0	
33	Alex Tracy	0	0	0	0	0	0	0	0	0	29	Jackson Kunz	0	0	0	0	0	1	0	0	
35	Keenan Rancier	0	0	0	0	0	0	0	0	0	32	Ludvig Persson	0	0	0	0	0	0	0	0	
32	Andrew Miller	dnp									31	Kaleb Johnson	dnp								
33	Keenan Rancier	dnp									30	Hobie Hedquist	dnp								
Totals: 2 : 3 : 5 : 8 : 8 : 30 : -11											Totals: 6 : 10 : 16 : 6 : 20 : 32 : 11										

Referee's Signature _____



2023-24 Men's Ice Hockey
Box Score Report

Oct 28, 2023, Start time: 06:07 PM, Ralph Engelstad Arena, Grand Forks, North Dakota
Attendance: 11646

Game duration: 2:50

MINNESOTA ST. (2-3-1) VS NORTH DAKOTA (4-1-1)

Box score

Prd	Time	Team	Scored by	Assists	Visitors on ice	Home on ice
1	1st 06:14	NoDak	PP Riese Gaber/3	Garrett Pyke/6 Cameron Berg/4	G33, 22, 13, 4, 23	G32, 7, 8, 17, 14, 22
2	1st 08:20	MSU	EV Will Hillman/1	Kaden Bohlsen/2 Jordan Steinmetz/2	G33, 10, 5, 19, 26, 23	G32, 10, 7, 8, 24, 22
3	1st 19:05	MSU	EV Sam Morton/4	Brett Moravec/2	G33, 8, 18, 7, 4, 6	G32, 4, 6, 26, 28, 27
4	3rd 08:29	NoDak	EV Hunter Johannes/5	Dylan James/2 Garrett Pyke/7	G33, 8, 18, 4, 9, 15	G32, 10, 7, 18, 28, 14

Team summary

Mavericks											Fighting Hawks										
#	Player	G	A	P	PM	BL	SH	+	-		#	Player	G	A	P	PM	BL	SH	+	-	
4	Brett Moravec	0	1	1	0	0	1	0	1	0	4	Jake Livanavage	0	0	0	0	0	4	0	-1	
5	Mason Wheeler	0	0	0	0	3	0	1	1	1	6	Logan Britt	0	0	0	0	0	2	2	-1	
6	Sam Morton	1	1	1	4	1	3	1	1	1	7	Garrett Pyke	0	2	2	0	0	1	2	0	
7	Luc Wilson	0	0	0	0	2	0	1	1	1	8	Jake Schmalz	0	0	0	0	0	0	4	-1	
8	Campbell Cichoz	0	0	0	0	0	0	0	0	0	9	Jackson Blake	0	0	0	0	0	0	7	0	
9	Tanner Edwards	0	0	0	0	0	0	0	-1	-1	10	Tanner Komzak	0	0	0	0	0	1	0	0	
10	Evan Murr	0	0	0	0	0	0	1	1	1	11	Griffin Ness	0	0	0	0	0	1	0	0	
11	Tyler Haskins	0	0	0	0	0	0	3	0	0	14	Cameron Berg	0	0	0	0	2	1	3	1	
12	Jordan Power	0	0	0	0	0	0	0	0	0	15	Nate Benoit	0	0	0	0	0	2	0	0	
14	Kade Nielson	0	0	0	0	0	0	2	0	0	17	Riese Gaber	1	0	0	0	2	1	3	0	
15	Adam Eisale	0	0	0	0	1	2	-1	-1	-1	18	Jayden Perron	0	0	0	2	2	5	1	1	
18	Jakob Stender	0	0	0	0	0	0	0	0	0	21	Ben Strinden	0	0	0	0	0	2	1	0	
19	Will Hillman	0	0	0	0	0	0	1	1	1	22	Owen McLaughlin	0	0	0	0	0	0	3	-1	
21	Lucas Sowerder	0	0	0	0	4	0	3	0	0	24	Michael Emerson	0	0	0	0	0	0	0	-1	
22	Steven Bellini	0	0	0	0	0	0	1	0	0	25	Abram Wiebe	0	0	0	0	0	4	1	0	
23	Jordan Steinmetz	0	0	0	0	1	0	1	0	0	26	Dylan James	0	0	0	0	0	0	0	-1	
25	Brenden Olson	0	0	0	0	0	0	3	0	0	27	Louis Jarnemik V	0	0	0	0	0	0	-1		
26	Kaden Bohlsen	0	0	0	0	0	0	0	1	1	28	Hunter Johannes	1	0	0	0	0	0	0	0	
28	Brian Carrabes	0	0	0	0	1	1	0	0	0	29	Jackson Kunz	0	0	0	0	0	1	0	0	
33	Alex Tracy	0	0	0	0	0	0	0	0	0	32	Ludvig Persson	0	0	0	0	0	0	0	0	
32	Andrew Miller	dnp									1	Kaleb Johnson	dnp								
35	Keenan Rancier	dnp									30	Hobie Hedquist	dnp								
Totals: 2 : 3 : 5 : 8 : 10 : 25 : 5											Totals: 2 : 4 : 6 : 6 : 22 : 39 : -5										

Goaltenders

Mavericks											Fighting Hawks										
#	Player	Min	GA	1	2	3	OT	1	Saves		#	Player	Min	GA	1	2	3	OT	1	Saves	
33	Alex Tracy	65:00	2	7	6	8	0	37			32	Ludvig Persson	64:19	2	10	7	5	1	0	23	
Tie - Alex Tracy (2-3-1)											Tie - Ludvig Persson (4-1-1)										

Referee's Signature _____



2023-24 Men's Ice Hockey
Box Score Report

Nov 10, 2023, Start time: 07:07 PM, Ewigleben Ice Arena, Big Rapids, Michigan
Attendance: 1537

Game duration: 2:16

MINNESOTA ST. (3-3-1, 1-0-0) VS FERRIS ST. (3-5-1, 1-2-0)

Box score

Prd	Time	Team	Scored by	Assists	Visitors on ice	Home on ice
1	1st 04:19	MSU	EV Brian Carrabes/2	Sam Morton/1	G33, 10, 18, 21, 28, 6	G31, 28, 20, 9, 15, 12
1	1st 07:31	MSU	PP Sam Morton/5	Evan Murr/4 Lucas Sowerder/2	G33, 10, 21, 12, 6, 15	G31, 24, 22, 18, 7
3	1st 12:59	MSU	EV Tyler Haskins/1	Jordan Steinmetz/3	G33, 13, 18, 19, 11, 23	G31, 6, 2, 23, 9, 19
4	1st 16:56	FSU	EV Tyler Schleppe/2	Luigi Benincasa/5	G33, 10, 13, 7, 12, 15	G31, 28, 20, 9, 15, 12
5	2nd 01:12	MSU	EV Brian Carrabes/3	Campbell Cichoz/1 Mason Wheeler/2	G33, 8, 5, 21, 28, 6	G31, 28, 20, 9, 15, 12
6	2nd 03:13	MSU	EV Campbell Cichoz/1	Lucas Sowerder/3 Sam Morton/2	G33, 8, 5, 21, 28, 6	G31, 24, 22, 27, 11, 25
7	2nd 19:19	MSU	PP Kaden Bohlsen/2	Lucas Sowerder/4 Brian Carrabes/2	G33, 10, 21, 25, 26, 28	G1, 24, 22, 23, 7
8	3rd 14:59	FSU	EV Emerson Goode/1	Trevor Taulien/1 Zach Faremouth/2	G33, 8, 18, 25, 11, 14	G1, 28, 4, 27, 11, 25

Team summary

Mavericks											Bulldogs										
#	Player	G	A	P	PM	BL	SH	+	-		#	Player	G	A	P	PM	BL	SH	+	-	
3	Brandon Koch	0	0	0	0	0	0	1	2	0											



2023-24 Men's Ice Hockey
Box Score Report

Nov 17, 2023, Start time: 07:07 PM, Mayo Clinic HSEC, Mankato, Minn., Attendance: 4941

Game duration: 2:11

BEMIDJI ST. (4-7-0, 3-4-0) VS MINNESOTA ST. (5-3-1, 3-0-0)

Box score

Prd	Time	Team	Scored by	Assists	Visitors on ice	Home on ice
1	09:21	MSU	EV Sam Morton#8	Josh Groll/1 Jordan Steinmetz/5	G1, 23, 25, 29, 28, 11	G33, 22, 3, 12, 6, 23
2	01:52	MSU	EV Josh Groll/1	Steven Bellini/1 Adam Eisele/3	G1, 6, 2, 9, 1, 19	G33, 22, 3, 7, 12, 15
3	07:28	BSU	EV Eric Pohikamp/3	-	G1, 23, 6, 9, 22, 27	G33, 8, 5, 25, 11, 14
4	07:02	MSU	EV Kaden Bohlsen/3	Jordan Steinmetz/6	G1, 5, 7, 29, 28, 11	G33, 10, 13, 19, 26, 23
5	09:53	MSU	EV Brenden Olson/3	Tyler Haskins/1 Evan Murr/6	G1, 6, 15, 29, 28, 11	G33, 10, 13, 25, 11, 14
6	17:37	MSU	PP, EN Evan Murr/2	-	23, 25, 29, 8, 19	G33, 10, 5, 13, 26, 23

Goals by period

Team	1	2	3	Tot
BSU	0	0	1	1
MSU	1	1	3	5

Shots by period

Team	1	2	3	Tot
BSU	8	15	9	32
MSU	3	5	7	15

Power play goals-ATT (SH)

Period	BSU	MSU
1st	0-2(5)	0-0(0)
2nd	0-1(5)	0-1(1)
3rd	0-1(1)	1-1(1)
Total	0-4(11)	1-2(2)

Penalty minutes

Period	BSU	MSU
1st	0-0	2-4
2nd	1-2	1-2
3rd	1-2	1-2
Total	2-4	4-8

Three stars

- Alex Tracy
- Josh Groll
- Kaden Bohlsen

Officials

Referee: Rick Nelson
 Referee: Tony Czech
 Linesman: Eric Standke
 Linesman: Johnathan Morrison

Team summary

#	Player	G	A	P	PM	BL	SH	+	-
1	Gavin Enright	0	0	0	0	0	0	0	0
2	Tony Follmer	0	0	0	1	0	0	-1	
3	Will Magnuson	0	0	0	0	0	0	-1	
4	Mitch Wolla	0	0	0	2	0	0	-1	
7	Kyle Looft	0	0	0	2	0	0	-1	
8	Adam Fiamming	0	0	0	0	0	0	0	
9	Carter Jones	0	0	0	0	0	0	0	
11	Eric Martin	0	0	0	0	1	0	-3	
14	Liam Engstrom	0	0	0	2	0	0	0	
15	Logan Acheson	0	0	0	0	1	0	-1	
16	Jere Vaisanen	0	0	0	0	1	0	0	
19	Jackson Jutting	0	0	0	0	0	0	-1	
20	Kirklan Irey	0	0	0	0	0	0	0	
21	Alexander Lundman	0	0	0	2	0	0	-1	
22	Austin Jouppi	0	0	0	0	0	1	0	
23	Eric Pohikamp	1	0	0	0	0	0	0	
25	Vince Corcoran	0	0	0	0	0	0	-1	
27	Jake McLean	0	0	0	0	0	1	0	
28	Kasper Magnusson	0	0	0	0	0	0	-3	
29	Lleyton Roed	0	0	0	0	0	0	-3	
35	Raythan Robbins				dnp				
Totals: 1 : 0 : 1 : 0 : 4 : 12 : 32 : 15									

Mavericks

#	Player	G	A	P	PM	BL	SH	+	-
3	Brandon Koch	0	0	0	0	0	0	0	0
5	Mason Wheeler	0	0	0	2	0	0	-1	
6	Sam Morton	1	0	0	0	0	1	1	
7	Luc Wilson	0	0	0	0	0	1	1	
8	Campbell Chiozso	0	0	0	0	0	0	1	
10	Evan Murr	1	0	0	0	2	2	2	
11	Tyler Haskins	0	0	0	0	0	0	0	
12	Josh Groll	1	0	0	0	0	2	2	
13	Jordan Power	0	0	0	2	1	1	2	
14	Kade Nielsen	0	0	0	0	0	0	0	
15	Adam Eisele	0	1	0	2	3	1	1	
18	Jakob Stender	0	0	0	0	0	0	0	
19	Will Hillman	0	0	0	0	0	0	1	
21	Lucas Sowder	0	0	0	0	0	0	0	
22	Steven Bellini	0	1	0	0	1	2	2	
23	Jordan Steinmetz	0	2	0	0	1	2	2	
25	Brenden Olson	1	0	0	0	1	0	0	
26	Kaden Bohlsen	1	0	0	0	1	1	1	
28	Brian Carrabes	0	0	0	0	1	0	0	
33	Alex Tracy	0	0	0	0	0	0	0	
32	Andrew Miller				dnp				
35	Keenan Rancier				dnp				
Totals: 5 : 7 : 12 : 8 : 20 : 15 : 15									

Goaltenders

#	Player	Min	GA	1	2	3	Saves
1	Gavin Enright	57:49	4	2	4	4	10
TM	EMPTY NET	02:11	1	0	0	0	0

Loss - Gavin Enright (4-5-0)

#	Player	Min	GA	1	2	3	Saves
33	Alex Tracy	60:00	1	8	15	8	31

Win - Alex Tracy (5-3-1)

Referee's Signature _____



2023-24 Men's Ice Hockey
Box Score Report

Nov 24, 2023, Start time: 07:07 PM, Mayo Clinic HSEC, Mankato, Minn., Attendance: 3732

Game duration: 2:21

MICHIGAN TECH (5-6-3, 3-2-0) VS MINNESOTA ST. (5-5-1, 3-2-0)

Box score

Prd	Time	Team	Scored by	Assists	Visitors on ice	Home on ice
1	04:45	MTU	EV Ryland Mosley/7	Trevor Russell/3 Jed Pietila/5	G31, 8, 25, 11, 22, 14	G35, 22, 5, 7, 12, 15
2	01:52	MTU	EV Isaac Gordon/7	Kyle Kukkonen/6 Logan Pietila/5	G31, 17, 15, 16, 9, 13	G35, 10, 3, 24, 20, 11
3	1st 11:26	MSU	EV Luc Wilson/3	Brandon Koch/4 Adam Eisele/4	G31, 17, 11, 22, 20, 14	G35, 10, 3, 7, 12, 15
4	3rd 12:17	MSU	EV Steven Bellini/1	Sam Morton/4 Brian Carrabes/3	G31, 10, 7, 16, 9, 13	G35, 22, 5, 24, 28, 6
5	OT1 04:53	MTU	PP Ryland Mosley/8	Matthew Campbell/2	G31, 15, 11, 9, 13	G35, 10, 5, 6

Goals by period

Team	1	2	3	OT1	Tot
MTU	2	0	0	1	3
MSU	1	0	1	0	2

Shots by period

Team	1	2	3	OT1	Tot
MTU	14	10	7	7	38
MSU	6	6	8	3	23

Power play goals-ATT (SH)

Period	MTU	MSU
1st	0-1(0)	0-0(0)
2nd	0-2(3)	0-0(0)
3rd	0-0(0)	0-2(3)
OT1	1-1(3)	0-0(0)
Total	1-4(6)	0-2(3)

Penalty minutes

Period	MTU	MSU
1st	0-0	1-2
2nd	1-2	3-6
3rd	2-4	0-0
1OT	0-0	1-2
Total	3-6	5-10

Three stars

- Ryland Mosley
- Matthew Campbell
- Steven Bellini

Officials

Referee: Brad Albers
 Referee: Tyler Olson
 Linesman: Kendall Glaser
 Linesman: Sam Shikowski

Team summary

#	Player	G	A	P	PM	BL	SH	+	-
5	Tyrene Bronte	0	0	0	0	0	0	0	0
6	Lauri Raiman	0	0	0	0	0	2	0	
7	Kasper Vaharautio	0	0	0	0	0	0	-1	
8	Trevor Russell	0	1	1	0	1	0	1	
9	Kyle Kukkonen	0	1	1	0	0	0	0	
10	Lachlan Getz	0	0	0	0	1	0	-1	
11	Ryland Mosley	2	0	2	2	0	0	0	
12	Kash Rasmussen	0	0	0	0	0	0	0	
13	Logan Pietila	0	1	1	0	0	0	0	
14	Max Koskipirtti	0	0	0	0	1	0	0	
15	Matthew Campbell	0	1	1	0	0	1	1	
16	Isaac Gordon	1	0	1	0	0	0	0	
17	Chase Pietila	0	0	0	0	0	0	0	
18	Alex Nordstrom	0	0	0	0	0	0	0	
20	Arvid Caderoth	0	0	0	0	1	0	-1	
21	Blais Richartz	0	0	0	0	0	0	0	
22	Marcus Pedersen	0	0	0	0	0	0	0	
23	Jed Pietila	0	1	1	4	4	1	0	
24	Jack Works	0	0	0	0	0	0	0	
31	Blake Pietila	0	0	0	0	0	0	0	
30	Max Vayrynen				dnp				
Totals: 3 : 5 : 8 : 6 : 10 : 38 : 0									

Mavericks

#	Player	G	A	P	PM	BL	SH	+	-
3	Brandon Koch	0	1	0	0	2	0	0	
5	Mason Wheeler	0	0	0	1	0	0	0	
6	Sam Morton	0	0	0	0	3	1	0	
7	Luc Wilson	1	0	0	0	0	3	0	
8	Campbell Chiozso	0	0	0	0	2	0	1	
10	Evan Murr	0	0	0	0	3	3	0	
11	Tyler Haskins	0	0	0	0	0	0	-1	
12	Josh Groll	0	0	0	0	0	0	0	
13	Jordan Power	0	0	0	0	1	0	0	
15	Adam Eisele	0	2	4	4	0	0	0	
18	Jakob Stender	0	0	0	0	0	0	0	
19	Will Hillman	0	0	0	0	0	3	0	
20	Connor Gregga	0	0	0	0	1	0	-1	
22	Steven Bellini	1	0	0	0	3	1	0	
23	Jordan Steinmetz	0	0	0	0	2	1	0	
24	Zach Krajnik	0	0	0	0	1	0	0	
25	Brenden Olson	0	0	0	0	0	1	0	
26	Kaden Bohlsen	0	0	0	0	0			



2023-24 Men's Ice Hockey
Box Score Report

Dec 01, 2023, Start time: 07:07 PM, Tally Abel Arena, Sault Ste. Marie, Michigan
Attendance: 930

Game duration: 2:20

MINNESOTA ST. (5-6-2, 3-3-1) VS LAKE SUPERIOR ST. (7-7-1, 4-4-1)

Box score

Prd	Time	Team	Scored by	Assists	Visitors on ice	Home on ice
1	1st 07:04	MNSU	EV Lucas Sowder/3	Brandon Koch/5 Brian Carrabes/4	G33, 10, 3, 21, 28, 6	G1, 24, 23, 11, 7, 29
2	1st 10:43	MNSU	EV Jordan Steinmetz/1	Evan Murr/8 Brandon Koch/6	G33, 10, 3, 24, 26, 23	G1, 20, 6, 5, 28, 22
3	1st 11:11	LSSU	EV Luke Levandowski/2	Brandon Piku/2	G33, 10, 3, 19, 25, 23	G1, 2, 24, 17, 7, 29
4	3rd 07:05	LSSU	PP Timo Bakos/3	Ross Roloson/3 Cam Kungie/5	G33, 22, 5, 21, 6	G1, 6, 24, 22, 9, 18

Team summary

#	Player	G	A	P	PM	BL	SH	+	-
3	Brandon Koch	0	2	2	0	1	2	1	0
5	Mason Wheeler	0	0	0	0	3	0	0	0
6	Sam Morton	0	0	0	0	0	3	1	0
7	Luc Wilson	0	0	0	0	0	1	0	0
8	Campbell Cichosz	0	0	0	0	1	1	0	0
9	Tanner Edwards	0	0	0	2	0	1	0	0
10	Evan Murr	0	1	1	0	0	1	1	0
12	Josh Groll	0	0	0	0	0	1	0	0
15	Adam Eisele	0	0	0	0	0	3	0	11
18	Jakob Stender	0	0	0	0	3	1	0	0
19	Will Hillman	0	0	0	0	0	1	-1	1
20	Connor Gregga	0	0	0	0	0	2	0	0
21	Lucas Sowder	1	0	1	0	1	4	1	8
22	Steven Bellini	0	0	0	0	1	1	0	0
23	Jordan Steinmetz	1	0	1	2	0	1	0	20
24	Zach Krajnik	0	0	0	0	1	0	1	0
25	Brenden Olson	0	0	0	0	0	2	-1	23
26	Kaden Bohlsen	0	0	0	0	0	6	1	1
28	Brian Carrabes	0	1	1	0	0	1	2	1
33	Alex Tracy	0	0	0	0	0	0	0	0
32	Aaron Trotter	dnp	dnp	dnp	dnp	dnp	dnp	dnp	dnp
35	Keenan Rancier	dnp	dnp	dnp	dnp	dnp	dnp	dnp	dnp
Totals:		2	4	6	4	12	33	5	5

#	Player	G	A	P	PM	BL	SH	+	-
1	Ethan Langenegger	0	0	0	0	0	0	0	0
2	Bryan Huggins	0	0	0	0	0	0	0	1
5	Evan Bushy	0	0	0	2	1	0	-1	1
6	Ross Roloson	0	0	0	2	2	0	-1	0
7	Brandon Piku	0	0	0	0	1	1	0	0
8	Harrison Roy	0	0	0	0	0	0	0	0
9	Connor Milburn	0	0	0	0	0	0	0	0
10	Sasha Teleguine	0	0	0	0	0	0	0	0
11	Dawson Tritt	0	0	0	0	0	0	0	-1
14	Nate Schweitzer	0	0	0	0	1	0	0	0
15	Jared Westcott	0	0	0	0	0	0	0	0
17	Luke Levandowski	1	0	0	0	0	0	1	1
18	Carter Batchelder	0	0	0	0	0	0	0	0
19	Joshua Wildauer	0	0	0	2	0	3	0	0
20	Grant Hindman	0	0	0	0	1	1	-1	1
22	Timo Bakos	1	0	0	0	1	1	0	0
23	Aryom Borshyov	0	0	0	0	0	0	0	-1
24	Cam Kungie	0	0	0	0	2	0	0	0
28	John Herrington	0	0	0	0	0	0	0	-1
29	Brett Roloson	0	0	0	0	0	1	0	0
30	Easton Hesse	dnp	dnp	dnp	dnp	dnp	dnp	dnp	dnp
31	William Hakansson	dnp	dnp	dnp	dnp	dnp	dnp	dnp	dnp
Totals:		2	3	5	4	10	37	5	5

Goals by period

Team	1	2	3	OT1	Tot
MNSU	2	0	0	0	2
LSSU	1	0	1	0	2

Shots by period

Team	1	2	3	OT1	Tot
MNSU	13	16	2	2	33
LSSU	11	7	17	2	37

Power play goals-ATT (SH)

Period	MNSU	LSSU
1st	0-0(0)	0-0(0)
2nd	0-1(4)	0-0(0)
3rd	0-0(0)	1-1(5)
OT1	0-0(0)	0-0(0)
Total	0-1(4)	1-1(5)

Penalty minutes

Period	MNSU	LSSU
1st	0-0	0-0
2nd	1-2	2-4
3rd	1-2	0-0
TOT	0-0	0-0
Total	2-4	2-4

Three stars

- Alex Tracy
- Lucas Sowder
- Ross Roloson

Officials

Referee: John Boche
 Referee: Shane Paskey
 Linesman: Paul Tunison
 Linesman: Joe St. John

Goalenders

#	Player	Min	GA	1	2	3	TOT	1	Saves
33	Alex Tracy	65:00	2	10	7	16	2	0	35
Tie - Alex Tracy (5-5-2)									

#	Player	Min	GA	1	2	3	TOT	1	Saves
1	Ethan Langenegger	64:58	2	11	16	2	2	0	31
TM	EMPTY NET	00:02	0	0	0	0	0	0	0
Tie - Ethan Langenegger (6-7-1)									

Referee's Signature _____



2023-24 Men's Ice Hockey
Box Score Report

Dec 02, 2023, Start time: 06:07 PM, Tally Abel Arena, Sault Ste. Marie,
Attendance: 892

Game duration: 2:22

MINNESOTA ST. (6-6-2, 4-3-1) VS LAKE SUPERIOR ST. (7-8-1, 4-5-1)

Box score

Prd	Time	Team	Scored by	Assists	Visitors on ice	Home on ice
1	1st 16:03	MNSU	PP Sam Morton/1	Adam Eisele/5 Lucas Sowder/7	G35, 10, 21, 12, 6, 15	G1, 24, 14, 28, 9
2	2nd 00:18	MNSU	EV Adam Eisele/3	Zach Krajnik/1 Brenden Olson/1	G35, 22, 24, 12, 25, 15	G1, 6, 23, 15, 22, 8
3	2nd 06:53	LSSU	EV Nate Schweitzer/2	Timo Bakos/8 Connor Milburn/7	G35, 22, 10, 9, 26, 23	G1, 20, 14, 10, 22, 19
4	2nd 15:26	MNSU	EV Mason Wheeler/1	Brian Carrabes/5 Kaden Bohlsen/4	G35, 22, 5, 9, 28, 26	G1, 20, 24, 10, 19, 8
5	2nd 19:36	LSSU	EV Timo Bakos/4	Harrison Roy/9	G35, 22, 5, 19, 25, 20	G1, 20, 22, 7, 8, 12
6	3rd 04:28	MNSU	EV Kaden Bohlsen/5	Zach Krajnik/2 Brandon Koch/7	G35, 22, 3, 24, 26, 28	G1, 2, 20, 5, 19, 18
7	3rd 15:34	LSSU	EV Sasha Teleguine/1	Evan Bushy/4	G35, 10, 13, 21, 28, 6	G1, 5, 14, 10, 15, 28

Team summary

#	Player	G	A	P	PM	BL	SH	+	-
3	Brandon Koch	0	1	1	0	1	4	1	1
5	Mason Wheeler	1	0	1	2	1	1	0	0
6	Sam Morton	1	0	1	0	2	6	-1	0
8	Campbell Cichosz	0	0	0	0	0	1	0	0
9	Tanner Edwards	0	0	0	2	0	1	0	0
10	Evan Murr	0	0	0	2	0	3	-2	0
12	Josh Groll	0	0	0	0	0	3	1	0
13	Jordan Power	0	0	0	0	0	0	-1	0
15	Adam Eisele	1	1	2	0	0	4	1	1
18	Jakob Stender	0	0	0	0	2	2	0	0
19	Will Hillman	0	0	0	0	0	0	-1	1
20	Connor Gregga	0	0	0	0	0	2	-1	0
21	Lucas Sowder	0	1	1	0	2	0	-1	17
22	Steven Bellini	0	0	0	0	1	0	1	0
23	Jordan Steinmetz	0	0	0	2	0	0	-1	1
24	Zach Krajnik	0	2	2	0	0	2	0	2
25	Brenden Olson	0	0	0	0	0	0	0	0
26	Kaden Bohlsen	1	1	4	0	2	1	1	1
28	Brian Carrabes	0	1	1	0	0	0	0	1
35	Keenan Rancier	0	0	0	0	0	0	0	0
33	Alex Tracy	dnp	dnp	dnp	dnp	dnp	dnp	dnp	dnp
31	William Hakansson	dnp	dnp	dnp	dnp	dnp	dnp	dnp	dnp
Totals:		4	8	12	12	9	29	0	0

#	Player	G	A	P	PM	BL	SH	+	-
1	Ethan Langenegger	0	0	0	0	0	0	0	0
2	Bryan Huggins	0	0	0	0	0	0	0	0
5	Evan Bushy	0	0	0	0	1	1	0	0
6	Ross Roloson	0	0	0	0	0	0	0	-1
7	Brandon Piku	0	0	0	2	0	2	1	0
8	Harrison Roy	0	0	0	0	0	4	-1	0
9	Connor Milburn	0	0	0	0	0	3	1	0
10	Sasha Teleguine	1	0	0	0	0	1	1	0
11	Dawson Tritt	0	0	0	0	2	0	0	0
12	Reagan Milburn	0	0	0	0	0	0	0	2
14	Nate Schweitzer	1	0	0	0	0	2	2	2
15	Jared Westcott	0	0	0	0	0	0	0	3
17	Luke Levandowski	0	0	0	0	0	0	0	0
18	Carter Batchelder	0	0	0	0	0	1	-1	1
19	Joshua Wildauer	0	0	0	0	0	0	0	-1
20	Grant Hindman	0	0	0	0	0	0	3	0
22	Timo Bakos	0	0	0	0	2	3	1	1
23	Aryom Borshyov	0	0	0	0	0	0	0	-1
24	Cam Kungie	0	0	0	0	2	0	0	0
28	John Herrington	0	0	0	0	0	0	5	1
30	Easton Hesse	dnp	dnp	dnp	dnp	dnp	dnp	dnp	dnp
31	William Hakansson	dnp	dnp	dnp	dnp	dnp	dnp	dnp	dnp
Totals:		3	4	7	8	3	29	0	0

Goals by period

Team	1	2	3	Tot
MNSU	1	2	1	4
LSSU	0	2	1	3

Shots by period

Team	1	2	3	Tot
MNSU	10	12	7	29
LSSU	10	7	12	29

Power play goals-ATT (SH)

Period	MNSU	LSSU
1st	1-1(1)	0-2(1)
2nd	0-2(3)	0-3(1)
3rd	0-1(1)	0-1(4)
Total	1-4(5)	0-6(6)

Penalty minutes

Period	MNSU	LSSU
1st	2-4	1-2
2nd	3-6	2-4
3rd	1-2	1-2
Total	6-12	4-8

Three stars

- Kaden Bohlsen
- Adam Eisele
- Timo Bakos

Officials

Referee: John Boche
 Referee: Shane Paskey
 Linesman: Paul Tunison
 Linesman: Joe St. John

Goalenders

#	Player	Min	GA	1	2	3	TOT	1	Saves
33	Alex Tracy	65:00	2	10	7	16	2	0</	



2023-24 Men's Ice Hockey Box Score Report

Dec 15, 2023, Start time: 07:00 PM, Houston Field House, Troy, New York Attendance: 1477

Game duration: 2:25

MINNESOTA ST. (7-8-2) VS RENSSELAER (3-10-1)

Box score

Table with columns: Prd, Time, Team, Scored by, Assists, Visitors on ice, Home on ice. Rows 1-7 and OT1.

Goals by period

Table with columns: Team, 1, 2, 3, OT1, Tot. Rows for MSU and RPI.

Shots by period

Table with columns: Team, 1, 2, 3, OT1, Tot. Rows for MSU and RPI.

Power play goals-ATT (SH)

Table with columns: Period, MSU, RPI. Rows for 1st, 2nd, 3rd, OT1, and Total.

Team summary

Mavericks

Table with columns: #, Player, G, A, P, PM, BL, SH, +/-.

Engineers

Table with columns: #, Player, G, A, P, PM, BL, SH, +/-.

Penalty minutes

Table with columns: Period, MSU, RPI. Rows for 1st, 2nd, 3rd, OT1, and Total.

Three stars

- 1. Jakob Lee
2. Tyler Hotsen
3. Dovan Tining

Officials

- Referee: Anthony Kenney
Referee: Matt Wyld
Linesman: Dan Taggart
Linesman: Pat Dapuzzo

Referee's Signature



2023-24 Men's Ice Hockey Box Score Report

Dec 16, 2023, Start time: 07:07 PM, Houston Field House, Troy, New York Attendance: 1635

Game duration: 2:09

MINNESOTA ST. (8-8-2) VS RENSSELAER (3-11-1)

Box score

Table with columns: Prd, Time, Team, Scored by, Assists, Visitors on ice, Home on ice. Rows 1-6.

Goals by period

Table with columns: Team, 1, 2, 3, Tot. Rows for MSU and RPI.

Shots by period

Table with columns: Team, 1, 2, 3, OT1, Tot. Rows for MSU and RPI.

Power play goals-ATT (SH)

Table with columns: Period, MSU, RPI. Rows for 1st, 2nd, 3rd, and Total.

Team summary

Mavericks

Table with columns: #, Player, G, A, P, PM, BL, SH, +/-.

Engineers

Table with columns: #, Player, G, A, P, PM, BL, SH, +/-.

Penalty minutes

Table with columns: Period, MSU, RPI. Rows for 1st, 2nd, 3rd, and Total.

Three stars

- 1. Josh Groll
2. Sam Morton
3. Austin Heidemann

Officials

- Referee: CJ Hananin
Referee: Tom Stenel
Linesman: John Rey
Linesman: Patrick Philbin

Referee's Signature



2023-24 Men's Ice Hockey Box Score Report

Jan 05, 2024, Start time: 07:07 PM, Denny Sanford PREMIER Center, Sioux Falls, South Dakota Attendance: 3211

Game duration: 2:21

MINNESOTA ST. (8-8-3) VS AUGUSTANA (SD) (6-10-3)

Box score

Table with columns: Prd, Time, Team, Scored by, Assists, Visitors on ice, Home on ice. Rows 1-6.

Goals by period

Table with columns: Team, 1, 2, 3, OT1, Tot. Rows for MSU and AU.

Shots by period

Table with columns: Team, 1, 2, 3, OT1, Tot. Rows for MSU and AU.

Power play goals-ATT (SH)

Table with columns: Period, MSU, AU. Rows for 1st, 2nd, 3rd, OT1, and Total.

Penalty minutes

Table with columns: Period, MSU, AU. Rows for 1st, 2nd, 3rd, OT1, and Total.

Three stars

- 1. Zack Rose
2. Sam Morton
3. Shay Donovan

Officials

- Referee: John Boche
Referee: David Marcolte
Linesman: Eric Standke
Linesman: Matt Tyree

Referee's Signature



2023-24 Men's Ice Hockey Box Score Report

Jan 06, 2024, Start time: 06:07 PM, Denny Sanford PREMIER Center, Sioux Falls, South Dakota Attendance: 3363

Game duration: 2:11

MINNESOTA ST. (9-8-3) VS AUGUSTANA (SD) (6-11-3)

Box score

Table with columns: Prd, Time, Team, Scored by, Assists, Visitors on ice, Home on ice. Rows 1-3.

Goals by period

Table with columns: Team, 1, 2, 3, Tot. Rows for MSU and Augie.

Shots by period

Table with columns: Team, 1, 2, 3, OT1, Tot. Rows for MSU and Augie.

Team summary

Mavericks

Table with columns: #, Player, G, A, P, PM, BL, SH, +/-.

Vikings

Table with columns: #, Player, G, A, P, PM, BL, SH, +/-.

Power play goals-ATT (SH)

Table with columns: Period, MSU, Augie. Rows for 1st, 2nd, 3rd, and Total.

Penalty minutes

Table with columns: Period, MSU, Augie. Rows for 1st, 2nd, 3rd, and Total.

Three stars

- 1. Sam Morton
2. Adam Eisele
3. Josh Kotai

Officials

- Referee: John Boche
Referee: David Marcolte
Linesman: Eric Standke
Linesman: Matt Tyree

Referee's Signature

Goalenders

Mavericks

Table with columns: #, Player, Min, GA, 1, 2, 3, Saves.

Vikings

Table with columns: #, Player, Min, GA, 1, 2, 3, Saves.

Win - Keenan Rancier (3-3-0)

Loss - Josh Kotai (2-6-1)





2023-24 Men's Ice Hockey Box Score Report

Jan 12, 2024, Start time: 07:07 PM, Mayo Clinic HCSC, Mankato, Minn., Attendance: 4244

Game duration: 2:19

FERRIS ST. (6-15-1, 4-10-0)

VS

MINNESOTA ST. (10-8-3, 6-4-1)

Box score

Table with columns: Prd, Time, Team, Scored by, Assists, Visitors on ice, Home on ice. Rows 1-6 showing game events.

Goals by period

Table with columns: Team, 1, 2, 3, Tot. Rows for FSU and MSU.

Shots by period

Table with columns: Team, 1, 2, 3, Tot. Rows for FSU and MSU.

Team summary

Table with columns: #, Player, G, A, P, PM, BL, SH, +/- for Mavericks.

Table with columns: #, Player, G, A, P, PM, BL, SH, +/- for Mavericks.

Power play goals-ATT (SH)

Table with columns: Period, FSU, MSU. Rows for 1st, 2nd, 3rd, and Total.

Penalty minutes

Table with columns: Period, FSU, MSU. Rows for 1st, 2nd, 3rd, and Total.

Three stars

- 1. Lucas Sowder
2. Jordan Steinmetz
3. Josh Groll

Officials

Referee: Justin Hills
Referee: Brady Johnson
Linesman: Andrew Dokken
Linesman: Morgan Shepard

Goalenders

Table with columns: #, Player, Min, GA, 1, 2, 3, Saves. Rows for Logan Stein and Empty Net.

Table with columns: #, Player, Min, GA, 1, 2, 3, Saves. Rows for Empty Net and Keenan Rancier.

Referee's Signature



2023-24 Men's Ice Hockey Box Score Report

Jan 19, 2024, Start time: 07:07 PM, Slater Family Ice Arena, Bowling Green, Ohio, Attendance: 2313

Game duration: 2:13

MINNESOTA ST. (11-9-3, 7-5-1)

VS

BOWLING GREEN (8-16-0, 6-7-0)

Box score

Table with columns: Prd, Time, Team, Scored by, Assists, Visitors on ice, Home on ice. Rows 1-7 showing game events.

Goals by period

Table with columns: Team, 1, 2, 3, Tot. Rows for MSU and BG.

Shots by period

Table with columns: Team, 1, 2, 3, Tot. Rows for MSU and BG.

Power play goals-ATT (SH)

Table with columns: Period, MSU, BG. Rows for 1st, 2nd, 3rd, and Total.

Penalty minutes

Table with columns: Period, MSU, BG. Rows for 1st, 2nd, 3rd, and Total.

Three stars

- 1. Ethan Scardina
2. Owen Ozar
3. Spencer Kersten

Officials

Referee: Tony Czech
Referee: Stephen Molchahk
Linesman: Jeremy Lewis
Linesman: Andrew Hempel

Team summary

Table with columns: #, Player, G, A, P, PM, BL, SH, +/- for Falcons.

Table with columns: #, Player, G, A, P, PM, BL, SH, +/- for Falcons.

Referee's Signature



2023-24 Men's Ice Hockey Box Score Report

Jan 13, 2024, Start time: 06:07 PM, Mayo Clinic HCSC, Mankato, Minn., Attendance: 4615

Game duration: 2:09

FERRIS ST. (6-16-1, 4-11-0)

VS

MINNESOTA ST. (11-8-3, 7-4-1)

Box score

Table with columns: Prd, Time, Team, Scored by, Assists, Visitors on ice, Home on ice. Rows 1-4 showing game events.

Goals by period

Table with columns: Team, 1, 2, 3, Tot. Rows for FSU and MSU.

Shots by period

Table with columns: Team, 1, 2, 3, Tot. Rows for FSU and MSU.

Team summary

Table with columns: #, Player, G, A, P, PM, BL, SH, +/- for Mavericks.

Table with columns: #, Player, G, A, P, PM, BL, SH, +/- for Mavericks.

Power play goals-ATT (SH)

Table with columns: Period, FSU, MSU. Rows for 1st, 2nd, 3rd, and Total.

Penalty minutes

Table with columns: Period, FSU, MSU. Rows for 1st, 2nd, 3rd, and Total.

Three stars

- 1. Josh Groll
2. Alex Tracy
3. Adam Eisele

Officials

Referee: Justin Hills
Referee: Brady Johnson
Linesman: Andrew Dokken
Linesman: Morgan Shepard

Goalenders

Table with columns: #, Player, Min, GA, 1, 2, 3, Saves. Rows for Noah Giesbrecht and Empty Net.

Table with columns: #, Player, Min, GA, 1, 2, 3, Saves. Rows for Empty Net and Alex Tracy.

Referee's Signature



2023-24 Men's Ice Hockey Box Score Report

Jan 20, 2024, Start time: 07:07 PM, Slater Family Ice Arena, Bowling Green, Ohio, Attendance: 2812

Game duration: 2:43

MINNESOTA ST. (12-9-3, 8-5-1)

VS

BOWLING GREEN (8-17-0, 6-8-0)

Box score

Table with columns: Prd, Time, Team, Scored by, Assists, Visitors on ice, Home on ice. Rows 1-4 showing game events.

Goals by period

Table with columns: Team, 1, 2, 3, Tot. Rows for MSU and BS.

Shots by period

Table with columns: Team, 1, 2, 3, Tot. Rows for MSU and BS.

Power play goals-ATT (SH)

Table with columns: Period, MSU, BS. Rows for 1st, 2nd, 3rd, and Total.

Penalty minutes

Table with columns: Period, MSU, BS. Rows for 1st, 2nd, 3rd, and Total.

Three stars

- 1. Adam Eisele
2. Alex Tracy
3. Lucas Sowder

Officials

Referee: Tony Czech
Referee: Stephen Molchahk
Linesman: Jeremy Lewis
Linesman: Andrew Hempel

Team summary

Table with columns: #, Player, G, A, P, PM, BL, SH, +/- for Falcons.

Table with columns: #, Player, G, A, P, PM, BL, SH, +/- for Falcons.

Referee's Signature





2023-24 Men's Ice Hockey Box Score Report

Jan 26, 2024, Start time: 07:07 PM, Mayo Clinic HSEC, Mankato, Minn., Attendance: 4667

Game duration: 2:36

NORTHERN MICH. (8-12-3, 6-8-1) VS MINNESOTA ST. (12-9-4, 8-5-2)

Box score

Table with columns: Prd, Time, Team, Scored by, Assists, Visitors on ice, Home on ice. Rows 1-4 showing game events.

Goals by period

Table with columns: Team, 1, 2, 3, OT1, Tot. Rows for NMU and MSU.

Shots by period

Table with columns: Team, 1, 2, 3, OT1, Tot. Rows for NMU and MSU.

Team summary

Wildcats player stats table with columns: #, Player, G, A, P, PM, BL, SH, +/-.

Mavericks player stats table with columns: #, Player, G, A, P, PM, BL, SH, +/-.

Power play goals-ATT (SH)

Table with columns: Period, NMU, MSU. Rows for 1st, 2nd, 3rd, OT1, and Total.

Penalty minutes

Table with columns: Period, NMU, MSU. Rows for 1st, 2nd, 3rd, TOT, and Total.

Three stars

- 1. Matevi Kabanov
2. Jack Perbx
3. Lucas Sowler

Officials

Referee: Sterling Egan
Referee: David Marcotte
Linesman: Matt Tyree
Linesman: Eric Standke

Goaltenders

Wildcats goaltender stats table with columns: #, Player, Min, GA, 1, 2, 3, TOT, 1, Saves.

Mavericks goaltender stats table with columns: #, Player, Min, GA, 1, 2, 3, TOT, 1, Saves.

Referee's Signature



2023-24 Men's Ice Hockey Box Score Report

Jan 27, 2024, Start time: 06:07 PM, Mayo Clinic HSEC, Mankato, Minn., Attendance: 4981

Game duration: 2:28

NORTHERN MICH. (8-13-3, 6-9-1) VS MINNESOTA ST. (13-9-4, 9-5-2)

Box score

Table with columns: Prd, Time, Team, Scored by, Assists, Visitors on ice, Home on ice. Rows 1-4 showing game events.

Goals by period

Table with columns: Team, 1, 2, 3, Tot. Rows for NMU and MSU.

Shots by period

Table with columns: Team, 1, 2, 3, OT1, Tot. Rows for NMU and MSU.

Team summary

Wildcats player stats table with columns: #, Player, G, A, P, PM, BL, SH, +/-.

Mavericks player stats table with columns: #, Player, G, A, P, PM, BL, SH, +/-.

Power play goals-ATT (SH)

Table with columns: Period, NMU, MSU. Rows for 1st, 2nd, 3rd, OT1, and Total.

Penalty minutes

Table with columns: Period, NMU, MSU. Rows for 1st, 2nd, 3rd, TOT, and Total.

Three stars

- 1. Tyler Haskins
2. Alex Tracy
3. Sam Morton

Officials

Referee: Sterling Egan
Referee: David Marcotte
Linesman: Matt Tyree
Linesman: Eric Standke

Goaltenders

Wildcats goaltender stats table with columns: #, Player, Min, GA, 1, 2, 3, Saves.

Mavericks goaltender stats table with columns: #, Player, Min, GA, 1, 2, 3, Saves.

Referee's Signature



2023-24 Men's Ice Hockey Box Score Report

Feb 02, 2024, Start time: 07:07 PM, St. Thomas Ice Arena, Mendota Heights, Attendance: 1038

Game duration: 2:38

MINNESOTA ST. (14-9-4, 10-5-2) VS ST. THOMAS (MN) (12-12-1, 10-7-0)

Box score

Table with columns: Prd, Time, Team, Scored by, Assists, Visitors on ice, Home on ice. Rows 1-7 showing game events.

Goals by period

Table with columns: Team, 1, 2, 3, OT1, Tot. Rows for Mavericks and Tommies.

Shots by period

Table with columns: Team, 1, 2, 3, OT1, Tot. Rows for Mavericks and Tommies.

Power play goals-ATT (SH)

Table with columns: Period, Mavericks, Tommies. Rows for 1st, 2nd, 3rd, OT1, and Total.

Penalty minutes

Table with columns: Period, Mavericks, Tommies. Rows for 1st, 2nd, 3rd, TOT, and Total.

Three stars

- 1. Campbell Cichosz
2. Kaden Bohlsen
3. Ryan O'Neill

Officials

Referee: Stephen Michchak
Referee: Bruce Vids Jr.
Linesman: Nicholas Bradshaw
Linesman: Eric Standke

Team summary

Wildcats player stats table with columns: #, Player, G, A, P, PM, BL, SH, +/-.

Tommies player stats table with columns: #, Player, G, A, P, PM, BL, SH, +/-.

Referee's Signature



2023-24 Men's Ice Hockey Box Score Report

Feb 03, 2024, Start time: 06:07 PM, Mayo Clinic HSEC, Mankato, Minn., Attendance: 4973

Game duration: 2:25

ST. THOMAS (MN) (13-12-1, 11-7-0) VS MINNESOTA ST. (14-10-4, 10-6-2)

Box score

Table with columns: Prd, Time, Team, Scored by, Assists, Visitors on ice, Home on ice. Rows 1-6 showing game events.

Goals by period

Table with columns: Team, 1, 2, 3, Tot. Rows for UST and MSU.

Shots by period

Table with columns: Team, 1, 2, 3, Tot. Rows for UST and MSU.

Team summary

Tommies player stats table with columns: #, Player, G, A, P, PM, BL, SH, +/-.

Mavericks player stats table with columns: #, Player, G, A, P, PM, BL, SH, +/-.

Power play goals-ATT (SH)

Table with columns: Period, UST, MSU. Rows for 1st, 2nd, 3rd, and Total.

Penalty minutes

Table with columns: Period, UST, MSU. Rows for 1st, 2nd, 3rd, and Total.

Three stars

- 1. Aaron Trotter
2. Cooper Gay
3. Brian Carrabes

Officials

Referee: Stephen Michchak
Referee: Bruce Vids Jr.
Linesman: Nicholas Bradshaw
Linesman: Matt Tyree

Goaltenders

Tommies goaltender stats table with columns: #, Player, Min, GA, 1, 2, 3, Saves.

Mavericks goaltender stats table with columns: #, Player, Min, GA, 1, 2, 3, Saves.

Referee's Signature



