

2012-13 MINNESOTA STATE MEN' BASKETBALL RECORDBOOK



**JUNIOR FORWARD
CONNOR O'BRIEN**



**JUNIOR GUARD
TRAVIS MEINDERS**



**JUNIOR GUARD
ALEX HANKS**



**SOPHOMORE FORWARD &
2012 NSIC FRESHMAN OF THE YEAR
ZACH NOMASKO**



**JUNIOR GUARD
JIMMY WHITEHEAD**

**NCAA APPEARANCES: 1963-64, 1975-76, 2004-05, 2005-06, 2006-07, 2007-08, 2008-09,
2009-10, 2010-11**

NCAA ELITE EIGHT APPEARANCES: 2010-11

**CONFERENCE CHAMPIONSHIPS: 1932-33, 1946-47, 1947-48, 1948-49, 1949-50, 1950-51,
1952-53, 1953-54, 1954-55, 1955-56, 1959-60, 1975-76, 1978-79, 2005-06, 2006-07,
2007-08, 2009-10**



2012-13 MINNESOTA STATE MEN'S BASKETBALL

Table Of Contents



Sophomore forward **Zach Romashko** was named the *Northern Sun Intercollegiate Conference Freshman of the Year* last season.

Table of Contents.....	2
MSU Quick Facts/Area Media.....	3
Mavericks In National Attendance Leaders.....	4
2005 NCAA Regional Review.....	5
2006 NCAA Regional Review.....	6
2007 NCAA Regional Review.....	7
2008 NCAA Regional Review.....	8
2009 NCAA Regional Review.....	9
2010 NCAA Regional Review.....	10
2011 NCAA Regional & Elite Eight Review.....	11-12
1975-76 NCC Championship.....	13
2005-06 NCC Championship.....	14
2006-07 NCC Championship.....	15
2007-08 NCC Championship.....	16
2009-10 NSIC Championship.....	17
2010-11 NSIC Championship.....	18
NSIC Records.....	19
All-NCC/NSIC Selections.....	20
MSU Recordbook.....	21-23
Year-by-Year Results.....	24-30
MSU vs. NCAA Division II Conferences.....	30
Year-by-Year Results/Series Records.....	31
All-Time Roster.....	32-33
Mavericks in the MSU Hall of Fame.....	34
Mavericks in the Pros.....	35
Year-By-Year Stats.....	36-67

Insert contains information on city of Mankato, Minnesota State University academics and athletics, MSU's national team and individual champions, MSU's North Central Conference team championships, MSU staff bios & directory and MSU facilities.

To The Media

This publication has been prepared by MSU Athletic Communications for use by members of the media and friends of MSU men's basketball. The book is designed to supply you with the basic information needed as you follow the Mavericks throughout the current season. Permission is granted to quote any portion of this publication in day-to-day coverage. For more information contact:

Paul Allan, Associate AD/Communications
Minnesota State University, Mankato
175 Taylor Center
Mankato, MN 56001
Office Phone: 507-389-2625
Home Phone: 507-257-2146
E-mail: paul.allan@mnsu.edu

Credentials: Working press row credentials shall be issued only to accredited newspapers, magazines, radio and television reporters. Please make all requests for credentials in advance by phone or mail to MSU Athletic Communications. Credentials can be mailed or picked up the day of the game at Taylor Center.

Press Row: The working press row for MSU men's basketball games is located on the floor of Taylor Center. The press row phone number is 507-389-1234.

Interviews: Head coach **Matt Margenthaler** is available in his office during the week in the morning. After games, players and coaches are available upon request. Arrangements should be made with a MSU Athletic Communications staff member.

Player interviews during the week should be set up through MSU Athletic Communications.


Weekly Releases: A press release and cumulative statistics will be e-mailed every Monday during the season. Requests to be on the e-mailing list should be made through MSU Athletic Communications. MSU's releases, statistics and other pertinent material will also be posted on the MSU Athletics Web site:

www.msuaavericks.com

People with special needs who will be attending any Minnesota State Athletics events should call 507-389-6111 24 hours in advance. This publication is also available in alternative formats upon request.

Photography Area: Credentialed photographers are permitted to shoot from the side of the court outside of the player's benches. Photographers should direct requests for credentials to MSU Athletic Communications.

Ticket Information: Season Tickets - \$144 (includes tax). Single-Game Tickets-General Admission: \$10 (conference games) (general admission), free (five-years old and younger). Reserved tickets: \$12 MSU students are admitted free with current, valid I.D. For additional ticket information, including group rates, contact MSU athletics at 507-389-6111.



On the Cover: Junior forward **Connor O'Brien**, junior guard **Jimmy Whitehead**, junior guard **Travis Meinders**, junior guard **Alex Hanks** and sophomore forward **Zach Romashko**.

2012-13 MINNESOTA STATE MEN'S BASKETBALL



Quick Facts & Media Information

MSU Men's Basketball Quick Facts

Location	Mankato, Minn.
Founded	1868
Enrollment	15,408
Nickname	Mavericks
Colors	Purple & Gold
Affiliation	NCAA Division II
Conference	Northern Sun Intercollegiate Conference
President	Dr. Richard Davenport
Director of Athletics	Kevin Buisman
Facility (capacity)	Taylor Center (4,521)
Press Row Phone	507-389-1234
Head Coach	Matt Margenthaler
Alma Mater	Western Illinois '91
Record At MSU (years)	226-105 (12th Season)
Career Record (years)	226-105 (12th Season)
E-mail	matt.margenthaler@mnsu.edu
Associate Head Coach	Mike Schott
Alma Mater	South Dakota State '99
Years at MSU	12th Season
Email	michael.schott@mnsu.edu
Assistant Coach	Pat Monaghan
Alma Mater	Lewis University '06
Years at MSU	2nd Season
Email	pat.monaghan@mnsu.edu
2011-12 Overall Record	7-19
Conference Record/Finish	6-16/13th
Lettermen Returning/Lost	6/2
Starters Returning/Lost	4/1
First Year Of Basketball	1921-22
All-Time Record	1,189-841 (.586)
NCAA Division II Playoff Appearances	9
Last Appearance	2011
..... (Lost in the Final Four to Bellarmine)	
All-Time NCAA Record	12-9
Associate AD/Communications	Paul Allan
Allan's E-mail	paul.allan@mnsu.edu
Assistant DAC/Men's Basketball Contact	Scott Nelsen
Nelsen's E-mail	scott.nelsen@mnsu.edu
Nelsen's Cell Phone	507-995-6331
AC Graduate Assistant	Luke Steckler
Steckler's E-mail	lucas.steckler@mnsu.edu
AC Graduate Assistant	Travis Langer
Mithun's E-mail	travis.langer@mnsu.edu
Athletic Communications Phone	507-389-2625
Athletic Communications Fax	507-389-1923
MSU Sports Hotline	507-380-9785
Athletics Website	www.msumavericks.com
Twitter Account	twitter.com/msumavericks

MSU Men's Basketball Phone List

All Area Codes are 507

MSU Athletics	389-6111
Kevin Buisman, Director of Athletics	389-6111
Paul Allan, Associate AD/Communications	389-2625
Tim Marshall, Associate AD/Fiscal Affairs	389-5884
Jeff Chambers, Assistant AD/Director of Sports Medicine	389-3229
Shane Drabota, Assistant AD/Compliance & Student Services	389-2018
Mike Powicki, Assistant AD/Development & Strategic Partnerships	389-2930
Cindy Hobbs, Athletic Office	389-5351
Dan Rickbeil, Equipment Manager	389-2481
Matt Margenthaler, Head Coach	389-2311
Mike Schott, Assistant Coach	389-2624
Pat Monaghan, Assistant Coach	389-5724
MSU Training Room	389-5619
Tom Inkrott, Strength & Conditioning Coordinator	389-5042

Covering the Mavericks

NEWSPAPERS

Chad Courier, Jim Rueda
Mankato Free Press
418 South 2nd St.
Mankato, MN 56001
507-625-4451

Sports Editor
MSU Reporter
293 Centennial Student Union
Mankato, MN 56001
507-389-1776

TELEVISION

Perry Dyke, Erik Lind
KEYC-TV
P.O. Box 128
Mankato, MN 56001
507-625-7905

RADIO

Mike Sullivan
Casey Lloyd (Play-by-Play)
PO Box 1420
Mankato, MN 56001
506-625-1420

Clay Kepner
Sports Director
KEEZ/KRBI
54934 210th Lane
Mankato, MN 56001
507-345-4646

Sports Director
KMSU Radio
205 Alumni Foundation Center
Mankato, MN 56001
507-345-2921



Please Direct All Minnesota State Men's Basketball Inquiries To:
Scott Nelsen
Assistant Director of Athletic Communications
Minnesota State University, Mankato
175 Taylor Center
Mankato, MN 56001
Office: (507) 389-2625
Cell: (507) 995-6331
Fax: (507) 389-1923
scott.nelsen@mnsu.edu

The 2012-13 Minnesota State University, Mankato Men's Basketball Media Guide is a production of MSU Athletic Communications, **Paul Allan**, Director. Editorial and research assistance provided by **Paul Allan**, **Scott Nelsen**, and **Lisa Nelsen**. Design done on a iMac using InDesign 5.0.1 and Adobe Photoshop. Cover designed and action photography by Sport PIX of Mankato, Minn. - Brian Fowler and Bridget Fowler.

This document is available in alternative format to individuals with disabilities by calling the Office of Intercollegiate Athletics at 507-389-6111 (V), 800-627-3529 or 711 (MRS/TTY).

Minnesota State University, Mankato is an Affirmative Action/Equal Opportunity University.
A member of the Minnesota State Colleges and Universities System.



2012-13 MINNESOTA STATE MEN'S BASKETBALL

Maverick Attendance Notes

Since Taylor Center opened for the 2000-01 season, Minnesota State men's basketball has annually ranked amongst the national leaders in attendance. The 2011-12 season marked the first since moving into the Taylor Center that MSU did not rank in the top-30 in the nation in attendance.

In 2010-11, 27,678 spectators made their way into arguably the finest NCAA Division II facility in the country for an average of 1,620 per game, a mark that was 26th nationally. The ranking ended a run of seven consecutive years that the Mavericks ranked in the top-25 nationally in attendance.

Not only was that average attendance the among the highest in Taylor Center history, but was also better than 91 NCAA Division I schools, including eight teams which qualified for postseason play of some sort.

Over the course of the Mavericks' run of seven consecutive NCAA tournaments, the 15 largest crowds in Taylor Center history have occurred. This includes the first overflow capacity crowd since the building opened when 4,876 fans saw Minnesota State defeat South Dakota 86-78 on Jan. 29, 2005.



2011-12 NCAA DIVISION II MEN'S BASKETBALL ATTENDANCE LEADERS

#	School.....	Average	#	School.....	Average
1.	Northern State	3,382	16.	Benedict	1,961
2.	Midwestern State	3,094	17.	Missouri Southern State	1,923
3.	Dixie State.....	2,757	18.	New Mexico Highlands	1,913
4.	Augustana (S.D.).....	2,712	19.	Winston-Salem.....	1,892
5.	Kentucky Wesleyan.....	2,619	20.	Emporia State.....	1,862
6.	Winona State.....	2,432	21.	Alabama Huntsville	1,801
7.	Fort Hays State.....	2,370	22.	Northern Kentucky.....	1,796
8.	Washburn	2,363	23.	Southwest Minnesota State	1,761
9.	Grand Canyon	2,278	24.	Missouri Western State	1,760
10.	West Georgia	2,225	25.	St. Cloud State	1,748
11.	Virginia State.....	2,209	26.	Drury	1,714
12.	Bellarmine.....	2,168	27.	Pittsburg State	1,707
13.	Tarleton State	2,078	28.	Fort Valley State.....	1,666
14.	Central Missouri.....	2,045	29.	Valdosta State.....	1,510
15.	Fayetteville State.....	2,029	30.	S. C. Aiken	1,507

MSU In National Attendance Rankings

Season	Average	Ranking
2000-01	2,313	19th
2001-02	2,148	18th
2002-03	2,032	20th
2003-04	1,868	24th
2004-05	2,411	12th
2005-06	1,907	21st
2006-07	2,013	17th
2007-08	1,871	15th
2008-09	1,870	19th
2009-10	1,751	20th
2010-11	1,628	26th
2010-11	1,138	NA

LARGEST CROWDS IN TAYLOR CENTER HISTORY

#	Opponent (Date).....	Attendance	#	Opponent (Date).....	Attendance
1.	South Dakota (1/29/05).....	4,876	15.	South Dakota (2/14/04).....	3,284
2.	South Dakota (1/27/07).....	4,477	16.	North Dakota (1/20/01).....	3,226
3.	Augustana (1/24/09).....	4,072	17.	Southwest Minnesota State (2/21/09).....	3,178
4.	Augustana (2/24/10).....	4,012	18.	Winona State (11/22/02)	3,176
5.	Nebraska-Omaha (2/26/05).....	4,004	19.	St. Cloud State (1/26/02).....	3,173
6.	Fort Lewis (3/15/11)	3,926	20.	Augustana (2/16/08).....	3,142
7.	Minnesota Duluth (1/30/10).....	3,921	21.	St. Cloud State (1/14/05).....	3,105
8.	St. Cloud State (2/14/09).....	3,765	22.	Grand Valley State (11/18/00).....	3,093
9.	St. Cloud State (1/25/03).....	3,683	23.	Truman State (11/16/07)	3,060
10.	Glenville State (11/18/05).....	3,682	24.	Truman State (11/19/04)	3,066
11.	Winona State (1/9/09)	3,586	25.	St. Cloud State (2/7/04).....	3,043
12.	Bellevue (11/17/00).....	3,337			
13.	South Dakota (2/24/01).....	3,296			



2012-13 MINNESOTA STATE MEN'S BASKETBALL



2005 NCAA Division II National Tournament



The Mavericks huddle prior to defeating Fort Lewis in the opening round

After a 29-year absence, the Minnesota State men's basketball program returned to the NCAA Division II National Tournament for the third time in school history. The Mavericks travelled to Denver, Colo., as the #4 seed in the North Central Regional hosted by Metropolitan State.


Though they had been away for awhile, MSU showed little signs of rust as it defeated Fort Lewis in the opening round by an 86-78 score. Minnesota State enjoyed a blistering success rate from beyond the arc (11-of-23) to down the representative from the Rocky Mountain Athletic Conference. Forward **Luke Anderson** set a school record for points scored in the NCAA's with 24, with fellow forward **Jamel Staten** right behind with 22 points.



Forward **Jamel Staten** scored a MSU-best 35 points in the regional tournament



Guard **Andy Moeller** had a team-high 15 assists over the two games in Denver



Forward **Luke Anderson** led the Mavericks with 24 points in the win over Fort Lewis

In the regional semifinal round, the Mavericks were eliminated by another RMAC institution, host Metro State, falling 85-64. Guard **Andy Moeller** and Staten closed out their collegiate careers with 14 and 13 points, respectively. The loss coincidentally gave MSU a 1-1 record in all three NCAA regional appearances in school history.



Head coach **Matt Margenthaler** addresses the team during a time-out.



Head coach **Matt Margenthaler**, forward **Luke Anderson** and forward **Jamel Staten** shown answering questions from the media in the post-game press conference.



2012-13 MINNESOTA STATE MEN'S BASKETBALL

2006 NCAA Division II National Tournament


For the second time in two years, and just the fourth time in school history, the Minnesota State men's basketball team advanced to the NCAA Division II National Tournament. The Mavericks, who entered the tournament as the #4 seed in the North Central Region, traveled to Winona, Minn., for the tournament, which was hosted by Winona State.

For the second consecutive season, the Mavericks opened with a school from the Rocky Mountain Athletic Conference, as they played fifth-seeded Nebraska-Kearney. Guard **Paris Kyles** led the Mavericks with 22 points as the Mavericks downed the Lopers 78-70

In the regional semifinal round, the Mavericks were eliminated by Northern Sun Intercollegiate Conference and host school, Winona State, 74-71. Senior forward **Rueben Trotter** led the way for the Mavericks with 20 points and 10 rebounds, while Kyles added 23 points.



Guard **Tony Thomason** averaged 10.5 points and three assists per game in the NCAA tournament.



Guard **Luke Anderson** averaged 11 points and eight rebounds in the NCAA tournament.



Guard **Paris Kyles** led MSU with 45 points scored during the NCAA tournament.



Hundreds of fans showed up at Buffalo Wild Wings Downtown to watch the NCAA selection show with the Maverick players and coaches.



2012-13 MINNESOTA STATE MEN'S BASKETBALL



2007 NCAA Division II National Tournament



After back-to-back trips to the NCAA Regional Semifinals, the Minnesota State men's basketball team advanced to a place it had never been before in 2007, the regional championship.

After earning the No. 2 seed in the event, the Mavericks opened with a 85-71 victory over Fort Lewis. In the semifinals, MSU downed third-seeded Metro State, 70-68 setting up a match-up between the event's top-two seeds, Winona State and MSU.

After a back-and-forth first half with Winona State, the Warriors pulled away late en route to earning a 89-78 victory over MSU.

The Mavericks were led by senior guards **Paris Kyles** and **Luke Anderson** in the post season, each of which averaged 17.7 points. Junior center **Atila Santos** also had a solid tournament, averaging 11 points and 10.3 rebounds.

For their efforts, Kyles and Santos were both named to the All-Tournament team following the tournament, which was held in Winona, Minn.



Guard **Paris Kyles** averaged 17.7 points and gathered seven steals in the NCAA Regional. Kyles also passed out eight assists during the event.



Center **Atila Santos** averaged 11 points and 10 rebounds while shooting 86.7% from the charity stripe in the NCAA Regional.



Guard **Jake Morrow** averaged 14 points in the NCAA Regional tournament. Morrow a team-best 38.9% from three-point land during the event.



Guard **Luke Anderson** averaged 17.7 points during the NCAA Regional, while gathering 3.3 rebounds per game.





2012-13 MINNESOTA STATE MEN'S BASKETBALL

2008 NCAA Division II National Tournament

The Minnesota State men's basketball team earned its fourth consecutive NCAA Division II National Tournament appearance last season as it earned the #3 seed and opened action against fellow North Central Conference rival, Augustana. It also marked the third consecutive year that MSU traveled to Winona State for the event.

A combination of hot outside shooting for Augustana (shot 66.7 percent from the three-point line) and cold free throw shooting for the Mavericks (18-of-36, 50 percent) led to a 95-87 win for the Vikings in the opening game.

The Mavericks were led by senior center **Atila Santos** and junior forward **Jake Morrow**, each of which poured in 18 points. Santos added a game-high 11 rebounds in the loss.

Santos also added a five blocks and four assists in the loss.

The loss dropped MSU's record in the NCAA playoffs to 6-6 and their record in McCown Gymnasium to 3-3.




Guard **Jesse Clark** (center) and teammates discuss strategy during a time out last season.



Junior forward **Mitch Gosson** goes in for a layup against Augustana.



Junior forward **Jake Morrow** fights for two points against the Vikings.



Junior forward **Curt Greeley** displays his outside game against Augustana.



2012-13 MINNESOTA STATE MEN'S BASKETBALL



2009 NCAA Division II National Tournament



Guard **Jake Morrow** led the Mavericks in the regional tournament in scoring, averaging 19 points per game.

For the fifth consecutive consecutive season, the Minnesota State men's basketball team qualified for the NCAA National Tournament, which was played in Marshall, Minn.

The Mavericks opened the tournament with an 87-61 victory over Fort Lewis. The Mavericks and the Skyhawks had just four times, three of them coming in the NCAA tournament.

Senior guards **Jake Morrow** and **Jadee Jones** led MSU in scoring in the opening victory over Fort Lewis with 21 and 19 points respectively.


In the NCAA Regional Semifinals, Minnesota State fell to the host institution and #1 seed, Southwest Minnesota State, 77-69. Morrow led MSU in the loss with 17 points while junior point guard **Jesse Clark** added 10 points. Minnesota State shot just 43.1 percent in the loss, while SMSU connected on 53.7 percent of its chances.



Forward **Mitch Gosson** hauled in 7.5 rebounds per game last season.



Guard **Jadee Jones** was second on the team in scoring, averaging 12.5 points per game.



Center **Travis Nelson** scored 8.0 points per game and 5.5 rebounds in the regionals.





2012-13 MINNESOTA STATE MEN'S BASKETBALL

2010 NCAA Division II National Tournament

The Minnesota State men's basketball team earned its sixth consecutive NCAA Division II National Tournament appearance last season as it earned the #1 seed and the right to host the eight-team regional in Bresnan Arena.

The Mavericks opened the game with an 84-80 victory over the Colorado School of Mines, thanks in part to 19 points and nine rebounds from junior win **Jefferson Mason**. Senior guard **Jermain Davis** and junior guard **Marcus Hill** each scored 17 points in the victory.

SCSU ended MSU's tournament run with an 83-71 victory in the semifinals despite five Mavericks tallying double-digits in the scoring column.

Davis and Mason each averaged 15.5 points per game and 8.5 rebounds per contest during the tournament, while senior guard **Jesse Clark** averaged 13 points and five assists.




Senior center **Travis Nelson** (#50), junior wing **Jefferson Mason** (#4) and senior guard **Jermain Davis** (#21) accounted for nearly a third of MSU's scoring in the playoffs last season.



Junior guard **Joe Drapcho** averaged eight points and two rebounds in the NCAA Tournament



Junior guard **Cameron Hodges** came off the bench and provided a spark for the Mavericks during the NCAA tournament



Senior guard **Jermain Davis** averaged 15.5 points and hauled in 8.5 rebounds during the NCAA Tournament last year.



BRESNAN ARENA

2012-13 MINNESOTA STATE MEN'S BASKETBALL

2011 NCAA Division II National Tournament




A season-high crowd of 3,926 fans saw Minnesota State defeat Fort Lewis in the NCAA Central Region Championship game, 81-63

For the second straight year, Minnesota State earned the right to host the NCAA Central Region tournament and opened the event with a 96-81 victory over Winona State, thanks in part to a trio of 20-point performances by seniors **Marcus Hill**, **Cameron Hodges** and **Jeffeson Mason**.

The Mavericks followed the win with a 69-65 victory over Metro State as Mason continued the hot-hand, pouring in 25 points.

The victory over Metro State set up a regional championship game against Fort Lewis. A crowd of 3,926 fans showed up for the game and the Mavericks sent the local crowd home happy as Mason tallied 26 points and 17 rebounds while Hodges added 23 points. Not to be outdone, Hill passed out a career-high 13 assists in the win.

For their efforts, Hill, Hodges and Mason were all named to the *All-Tournament* team as Mason led the way with 24.3 points while Hodges added 18.7. Hill passed out an average of 7.5 assists per game in the event while averaging 14.3 points.



The ticket line stretched all the way out to the corner of Stadium and Warren



Senior guard **Cameron Hodges** screams with joy following MSU's thrilling 69-65 over Metro State in the regional semifinals



Senior guard **Taylor Morrow** drilled three three-point baskets in MSU's win over Metro State.





2012-13 MINNESOTA STATE MEN'S BASKETBALL

2011 NCAA Division II Elite Eight

The Mavericks travelled to Springfield, Mass., for its first-ever trip to the NCAA Elite Eight tournament in the spring of 2011.

Prior to opening the Elite Eight, the Mavericks first full day in Springfield was action packed as they visited a local children's hospital as part of its community engagement event and attended a banquet at the Basketball Hall of Fame.


Minnesota State opened the tournament with a thrilling 95-91 overtime victory over Alabama-Huntsville which was sealed when senior guard **Jefferson Mason** blocked a Charger shot in the final seconds of the game. Senior guard **Marcus Hill** led MSU with 26 points in the victory, while Mason added 19 points and 11 rebounds.

The Mavericks' run came to an end in the final four as it fell to the eventual national champion, Bellarmine, 81-74. Mason and senior guard **Cameron Hodges** each recorded 24 points in the loss.


For his efforts in the Elite Eight, an event in which he averaged 21.5 points and 12.5 rebounds while shooting 66.7 percent from the floor, Mason was named to the *All-Tournament Team*.




The team poses for a photo in front of a flag made out of Nike "Air Force Ones" prior to the Elite Eight banquet at the Basketball Hall of Fame.



Senior guard **Cameron Hodges** averaged 21 points and 6.5 rebounds in the two Elite Eight Games



Junior guard **Stephen Kirschbaum** addresses the media after he scored a season-high 13 points in the Maverick's win over Alabama-Huntsville



Senior guard **Jefferson Mason** was named to the All-Tournament team after averaging 21.5 points and 12.5 rebounds



BRESNAN ARENA

2012-13 MINNESOTA STATE MEN'S BASKETBALL

1975-76 North Central Conference Champions



Editor's Note: The following release was taken from the MSU Athletic Communications Archive and was released following the completion of the 1975-76 season.

It had been 15 years since Mankato State basketball has had it so good. That was the last time a Mankato State basketball team won a league championship. Under **Butch Raymond**, in his third season at the Indian helm, Mankato State tied for first in the North Central Conference with an 11-3 record, went on to take third place in the NCAA North Central Regional Tournament, and posted an 18-10 season mark. This was the first winning record since the 1970-71 season and the most victories in 12 years.

For his efforts on the season, Butch was honored as District V Coach of the Year by the National Association of Basketball Coaches.

What made the Indians winning season so satisfying was that MSU finished at the bottom of the heap a year ago in the NCC, and many 'experts' predicted the Indians to finish at the bottom again. But it was not to be.



The team finally jelled around Christmas time as it lost an overtime decision to North Dakota in the championship game of the NCC Holiday Tournament. After a league-opening loss to Northern Iowa, the cagers won five straight before falling to South Dakota, by a point, and ended the first half of the race at 5-2. During the second half the Indians lost only once, at North Dakota, and with a little help on the final weekend, the league race ended in a tie between Mankato State and North Dakota. The Indians were one of but two NCC schools to win all seven league games at home and half of that credit must go to the die-hard MSU fans, who supported the team. The attendance this season was the best in the past decade.

The statistics that follow tell a little bit about the players that made up this championship team and what it took for them to achieve their success.

Coach Raymond does lose six lettermen from this year's squad, but with some fine prospects coming up off an undefeated junior varsity team, and no doubt a couple excellent recruits, along with three returning starters, next year could find the Indians repeating as NCC champions.



1975-76 MSU Men's Basketball
Front: Jerry Mortenson (Manager), Art Krantz (Manager) **Second Row:** Ross Swanson, Gil Williams, Tom Fix, Jeff Winter, Doug Probst, Elisha McSweeney, Jack Gray. **Back Row:** Lloyd "Butch" Raymond (head coach), Gene Glynn, Curt Cark, Terry Seeman, Mark Ostergaard, Bernie Miller, Mark Olson, Gene Zachow, Gary Sailes (assistant coach), Jerry Bodelson (assistant coach).



Upper Left: Minnesota State hall-of-famer **Gene Glynn** passed out 221 assists during the 1975-76 season, a tally that still stands as the single-season record.


Upper Right: **Elisha McSweeney** averaged 22.6 points, while hauling in 9.9 rebounds per game during MSU's 1975-76 campaign.

Lower Left: **Gil Williams** averaged 15.8 points and 7.1 rebounds for the Indians.



2012-13 MINNESOTA STATE MEN'S BASKETBALL

2005-06 North Central Conference Champions



2005-06 MINNESOTA STATE MEN'S BASKETBALL

Back Row (from left to right): Assistant coach Austin Hansen, assistant coach Mike Schott, Rueben Trotter, Mitch Gosson, Chris Whitfield, Corey Easley, Eric Mergen, Ross Wiegman, Luke Anderson, head coach Matt Margenthaler. **Front Row (from left to right):** Eric Van Cleave, Jesse Clark, Terrence Wynder, Jake Morrow, Ben Hailey, Ian Sommers, Paris Kyles, Tony Thomason.

The 2005-06 North Central Conference season was a memorable one for the Mavericks as they claimed their first North Central Conference championship in 30 years.

Minnesota State opened the conference portion of the season by winning its first three games – including a 83-66 victory at St. Cloud State. The win against the Huskies marked the first time that head coach **Matt Margenthaler** earned a victory in Hallenbeck Hall.

After dropping a road contest at South Dakota and another one against St. Cloud State, the Mavericks rattled off four wins in their final five games to seal the conference championship.

During conference play forward **Luke Anderson** (Bloomington, Minn.) led the way for Minnesota State scoring 19.9 points per game, while guard **Paris Kyles** (Minneapolis, Minn.) added 11.3 points.

The Maverick success may not have occurred had it not been for the play of senior forward **Rueben Trotter** (Chicago, Ill.).


Trotter averaged 9.5 points and 5.0 rebounds during the conference portion of the season, while shooting 54.3 percent from the floor. Over the course of the last six games of the season, Trotter averaged 14.8 points and five rebounds while shooting 68 percent from the floor.

Senior **Chris Whitfield** (Apple Valley, Minn.) finished his career fourth in the North Central Conference in blocked shots with an average of 2.16 rejections per game, a total of 93 blocks in 43 games.

Minnesota State's regular season success allowed for some homecooking as the Mavericks hosted the Wells Fargo Finals (the NCC post-season tournament) for the first time in school history. Hosting the tournament enabled MSU to earn a first-round bye.

The Mavericks claimed the title with a 78-69 victory over St. Cloud State. Anderson led the way for the Mavericks with 21 points while senior center Chris Whitfield hauled in ten rebounds.

Also earning NCC accolades was Kyles who earned the schools second *NCC Newcomer of the Year* award in three years while Margenthaler was named the *NCC Coach of the Year*.



Upper Left: The Mavericks hoist their first Wells Fargo Finals trophy in school history after a 78-69 victory over St. Cloud State in Bresnan Arena.

Upper Right: Center **Chris Whitfield** cleans up a Maverick miss with a dunk. Whitfield, the school's all-time blocked shots leader with 224, was named the North Central Conference Defensive *Player of the Year*.

Left: Junior **Luke Anderson** and head coach **Matt Margenthaler** celebrate their first win at St. Cloud State. Anderson was named the Well's Fargo Finals *Most Valuable Player*, while Margenthaler was tabbed the *NCC Coach of the Year*.



BRESNAN ARENA

2012-13 MINNESOTA STATE MEN'S BASKETBALL

2006-07 North Central Conference Champions




2006-07 MINNESOTA STATE MEN'S BASKETBALL

Front Row (L:R): Curt Greeley, Landon Benson, Atila Santos, Mitch Gosson, Kyle Swanson. **Middle Row (L:R):** Terrence Wynder, Luke Anderson, Associate Head Coach Mike Schott, Head Coach Matt Margenthaler, Assistant Coach Austin Hansen, Jake Morrow, Tony Thomason. **Back Row (L:R):** Jesse Clark, Chris Aasland, Doug Plumb, Ian Sommers, Paris Kyles.

Led by a quartet of seniors who averaged a combined 48.5 points per game, the 2006-07 men's basketball season was one to remember for the Minnesota State Mavericks.

Not only did Minnesota State win its second NCC championship in as many years - and third in school history, but it also set the school record for wins (28) and had the longest winning streak (18 games) in program history.

Senior guard **Luke Anderson** was named the North Central Conference's *Most Valuable Player* after averaging 20.6 points during league play. He also became the first player in NCC history to be named *First-Team All-NCC* four times.

Joining Anderson on the *First-Team All-NCC* squad were seniors **Tony Thomason** and **Paris Kyles**. Kyles averaged 14.6 points throughout the season, however in league play, he tallied 16.2 per game.

Thomason - a four year starter - for the Mavericks, averaged 14.4 points during league play, passing out a team-high 53 assists.

Also earning post-season conference honors was head coach **Matt Margenthaler** who was named the *NCC's Coach of the Year* for a second consecutive season.

Junior center **Atila Santos** continued to grow as a player once the conference circuit hit as he averaged 10.1 points and 6.8 rebounds while swatting away 13 shots in 12 games.


The 2006-07 season also allowed a myriad of bench and role players to shine when their name was called. Redshirt-freshman **Jesse Clark** boasted a 6:1 assist-to-turnover ratio. Sophomore forward **Mitch Gosson** averaged nearly four point and four rebounds per game while spelling Santos.



Senior shooting guard **Luke Anderson**.



Senior guard **Paris Kyles** slams home a basket against North Dakota.



Senior guard **Tony Thomason** calls a play.



Head Coach **Matt Margenthaler** congratulates sophomore guard **Jake Morrow**.



2012-13 MINNESOTA STATE MEN'S BASKETBALL

2007-08 North Central Conference Champions

The 2007-08 Men's basketball team wasn't supposed to win the North Central Conference title according to the preseason media poll. However the team defied the odds and once again – for the third consecutive season – the team earned the last ever North Central Conference Championship.

For the second straight year, the Mavericks boasted the league's Most Valuable Player after averaging 18.5 points and 12.0 rebounds during league play. **Atila Santos** may have wrapped up the award during MSU's win over Minnesota Duluth on Feb. 7 when he finished with 26 points and 21 rebounds in a Mavericks 73-60 win.

Head coach **Matt Margenthaler's** efforts didn't go unnoticed as he was named the league's Coach of the Year for the third consecutive season. Margenthaler led a team – which had lost 60 percent of its scoring from the previous season to a 22-7 record, including an 11-1 record in the NCC.

Freshman guard **Preston Whitaker** had a great rookie campaign for the Mavericks as he was tabbed the *NCC's Freshman of the Year*. Whitaker averaged 9.6 points per game and 2.09 rebounds per contest while starting 22 of MSU's 27 games.

Also earning post-season awards was junior forward **Jake Morrow**. Morrow finished the year pouring in 16 points per game while hauling in 4.4 rebounds per game and was named *First-Team All-NCC*.

Earning *Honorable Mention All-NCC* honors were juniors **Mitch Gosson** and **Jadee Jones**. It was Jones that hit a floater in the lane with three seconds remaining in regulation to propel Minnesota State to a 78-77 victory over South Dakota. That win put Minnesota State into a tie for the league title and they never looked back.



2007-08 MINNESOTA STATE MEN'S BASKETBALL


Front Row (L:R): Curt Greeley, Landon Benson, Mitch Grundman, Atila Santos, Mike Bisenius, Mitch Gosson. **Second Row:** Assistant Coach Carter Kruger, Associate Head Coach Mike Schott, Stephen Kirschbaum, Kyle Swason, Jake Morrow, Head Coach Matt Margenthaler, Assistant Coach Austin Hansen. **Back Row:** Jesse Clark, Jadee Jones, Taylor Morrow, Preston Whitaker, Joe Drapcho, Marcus Hill



Senior center and *NCC MVP* Atila Santos throws down a two-handed dunk.



Sophomore guard Jesse Clark goes in for a lay-up.



NCC Freshman of the Year Preston Whitaker starts a drive.




All-NCC performer Jadee Jones prepares to knock down a free throw.

BRESNAN ARENA

2012-13 MINNESOTA STATE MEN'S BASKETBALL

2009-10 Northern Sun Intercollegiate Conference Champions




2009-10 MINNESOTA STATE MEN'S BASKETBALL

Back Row (Left to Right): Stephen Kirschbaum, Cameron Hodges, Jefferson Mason, Alex Weldon and Jermain Davis.
Middle Row (Left to Right): Asst. Coach Nigel Jenkins, Asst. Coach Clayton Hempill, Assoc. Head Coach Mike Schott, Mitch Grundman, Travis Nelson, Landon Benson, Asst. Coach Gameli Ahelegbe, Head Coach Matt Margenthaler.
Front Row (Left to Right): Marcus Hill, Taylor Morrow, Joe Drapcho, Mike Bisenius, Curt Greeley, Connor O'Brien, Jimmy Whitehead, Jesse Clark

The Minnesota State men's basketball team finished the 2009-10 campaign with a 25-5 record and finished the Northern Sun Intercollegiate Conference portion of the schedule with a 17-3 record, good for first-place in the league.

The championship marked the 17th conference championship in the history of MSU basketball and its first since joining the NSIC. Additionally, it was the fourth conference title for head coach **Matt Margenthaler** who guided MSU to three league crowns while members of the North Central Conference.

Four Mavericks earned *All-NSIC* selections in 2009-10. Junior guard **Jefferson Mason** as a *First-Team All-Conference* choice and was named the league's *Defensive Player of the Year*. Joining Mason on the first-team was senior center *Travis Nelson* while seniors **Jesse Clark** and **Jermain Davis** were *Second-Team All-Conference* selections. Margenthaler was named the league's *Coach of the Year* marking the first time he has won the award in the NSIC and the fourth time he has been tabbed coach of the year.

Nelson was named to the *First-Team All-Central Region* by Daktronics. This marks the first time in his career that Nelson has been honored by Daktronics and he is now eligible for the national ballot. Junior guard **Jefferson Mason** was a *Second-Team All-Region* pick by Daktronics. Additionally, Nelson was named Minnesota State's seventh All-American in school history when he was selected to the National Basketball Coaches Association *All-American* team last month. He was also chosen a *Fourth-Team All-American* by the DII Bulletin.



Senior point guard **Jesse Clark** sets up the offense.



Senior guard **Jermain Davis** celebrates a win.



Senior center **Travis Nelson** looks for a basket.



Junior wing **Jefferson Mason** starts a fast break.



2012-13 MINNESOTA STATE MEN'S BASKETBALL

2010-11 Northern Sun Intercollegiate Conference Champions


For the second consecutive season, the Minnesota State basketball team was picked third in the Northern Sun Intercollegiate Conference *Preseason Coaches Poll* and for the second consecutive season, the Minnesota State men's basketball team proved the pollsters wrong as it claimed its second straight NSIC title in 2010-11.

The Mavericks opened the year winning their first three league games before suffering an 85-83 setback at St. Cloud State. After that, MSU went on to win 13 of its next 14 games with its lone loss in the stretch coming at the University of Mary. After suffering a 79-73 home defeat to Concordia, MSU won its final three regular season games to clinch the NSIC regular-season crown.

Senior wing **Jefferson Mason** led MSU in conference play averaging 19.7 points per game and 8.3 rebounds per game while shooting 56.9 percent from the floor. Senior guard **Marcus Hill** averaged 16.9 points per game and passed out 105 assists in 22 games, setting up the MSU offense. For their efforts, both Mason and Hill were named *First-Team All-NSIC*.

Senior guard **Cameron Hodges** was a *Second-Team All-NSIC* pick and was also named the league's *Defensive Player of the Year*. Hodges averaged 12.3 points and 4.0 rebounds while gathering 14 steals and blocking eight shots in league play.

To top it off, head coach **Matt Margenthaler** was tabbed the league's *Coach of the Year*, marking the second straight year he won the award and the fifth time in his career he was named a league's coach of the year.




2010-11 MINNESOTA STATE MEN'S BASKETBALL

Back Row (Left to Right): Head Coach Matt Margenthaler, Assistant Coach Nigel Jenkins, Jimmy Whitehead, Alex Hanks, Anthony Brant, Connor O'Brien, Mike Bisenius, Mitch Grundman, Stephen Kirschbaum, Travis Meinders, Derrick Washington, Associate Head Coach Mike Schott, Student Assistant Coach Tige Hutchison and Volunteer Assistant Corey Christopher. **Front Row (Left to Right):** Marcus Hill, Jefferson Mason, Taylor Morrow, AJ Wilson, Andre Gilbert, Cameron Hodges, Joe Drapcho.




Senior wing **Jefferson Mason** gets an easy bucket



Senior guard **Cameron Hodges** cuts to the hole



Junior guard **Stephen Kirschbaum** looks to get the ball inside.



Senior guard **Joe Drapcho** slashes to the basket.

2012-13 MINNESOTA STATE MEN'S BASKETBALL

Northern Sun Intercollegiate Conference Record Book



TEAM RECORDS

Points

Game: 126, Minnesota Duluth at Bemidji State, 2009
Game (Both Teams): 250, Minnesota Duluth at Bemidji State, 2009
Season: 1,706, Minnesota State, 2010-11
Season Average: 90.9, MSU Moorhead, 1995-96

Field Goals Made

Game: 49, MSU Moorhead vs. Southwest State, 1974
Season: 609, Minnesota State, 2009-10

Field Goals Attempted

Game: 103, Winona State vs. MSU Moorhead, 1974
Season: 1,332, Minnesota Duluth, 2011-12

Field Goal Percentage

Game: .765 (26/34), MSU Moorhead vs. Minnesota Duluth, 1985
Season: .594 (400/673), Minnesota Duluth, 1982-83

Three-Point Field Goals Made

Game: 20, Bemidji State vs. Concordia, 2002-03
Season: 219, Bemidji State, 2002-03

Three-Point Field Goals Attempted

Game: 46, Bemidji State vs. Concordia, 2002-03
Season: 583, Bemidji State, 2002-03

Three-Point Field Goal Percentage

Game: .857, Minnesota, Crookston (6-of-7), vs MSU Moorhead, 2004-05
Season: .513, Northern State (79-of-154), 1991-92

Free Throws Made

Game: 40, Bemidji State vs. UM, Crookston (2010-11)
Season: 460, Minnesota State, 2010-11

Free Throws Attempted

Game: 54, Bemidji State vs. Upper Iowa, 2009
Season: 614, Minnesota State, 2010-11

Free Throw Percentage

Game: 1.00 14x, last Augustana vs. Winona State, 2008-09
Season: .818, Winona State (171-of-209), 1984-85

Rebounds

Game: 77, Minnesota-Morris vs. Minnesota State, 1967
Season: 827, Southwest Minn. State, 2010-11
Avg. Per Game: 54.7 Winona State (1971-72)

Assists

Game: 33, 3x, last Minnesota Duluth at Bemidji State, 2009
Season: Not Available
Avg., Season: Not Available

Steals

Game: 24 Southwest Minn. State at UMD, 2011-12

Blocked Shots

Game: Not Available

INDIVIDUAL RECORDS

Points

Game: 56, Izzy Schmiesing, St. Cloud State, vs. Michigan Tech, 1966
Season: 504, James Ellisor, BSU, 2011-12
Career: 1,389, Jos Hasz, Minnesota-Crookston, 1999-03

Field Goals

Game: 21, Hershel Lewis, Winona State vs. Michigan Tech, 1966
Season: 182, James Ellisor, BSU, 2011-12

Field Goals Attempted

Game: 44, Carter Glad, Winona State vs. Southwest State, 1989
Season: 318, Andrew Kelson, MSU Moorhead, 1976-77

Field Goal Percentage

Season: .726, Josh Quigley (77-of-106), Minnesota Duluth, 1997-98

Three-Point Field Goals Made

Game: 11, Eric Kline, Northern State vs. Minnesota Duluth, 1994
Season: 73, Bryce Caldwell, Wayne State, 2007-08

Three-Point Field Goal Attempts

Game: 21, Eric Kline, Northern State vs. Minnesota Duluth, 1994
Season: 161, Bryce Caldwell, Wayne State, 2007-08

Three-Point Field Goal Percentage

Season: .613, Bruce Lanoue, Minnesota Morris, 1987-88

Free Throws Made

Game: 21, Brett Beeson, MSU Moorhead vs. Southwest State, 1996
Season: 132, Cody Schilling, Augustana, 2010-11

Free Throw Attempts

Game: 23, Brett Beeson, MSU Moorhead vs. Southwest State, 1996
Season: 158, Josh Quigley, Minnesota Duluth, 1999-00

Free Throw Percentage

Season: 1.00, Kevin Buntrock, Northern State, 1980-81 (26-of-26)

Rebounds

Game: 32, Gus Johnson, Winona State vs. Bemidji State, 1975
Season: 239, Alex Novak, MSUM, 2010-11

Assists

Game: 15, 4x, last Marques Pena, S'west State vs. Bemidji State, 2001
Season: 144, Bryce Tesdahl, Bemidji State, 2011-12

Steals

Game: 10 Jonte Flowers, Winona State vs. Minnesota, Crookston, 2008
Season: 64, Jonte Flowers, 2007-08

Blocked Shots

Game: 8, John Smith, Winona State vs. Southwest Minnesota State, 2006

NSIC CHAMPIONS

1932-33Mankato State	1972-73Winona State
1933-34Minnesota Duluth	1973-74Winona State
1934-35Minnesota Duluth	1974-75Winona State
1935-36Minnesota Duluth	1975-76Minnesota-Morris
1936-37Winona State	1976-77Minnesota-Morris
1937-38Winona State	1978-79Mankato State
1939-40Bemidji State	1979-80Michigan Tech
1940-41Bemidji State	1980-81MSU Moorhead
.....St. Cloud State	1981-82MSU Moorhead/Minnesota Duluth
1941-42Bemidji State	1982-83Minnesota Duluth
1942-43St. Cloud State	1983-84Northern State/Minnesota Duluth
1943-44-45No Competition, WWII	1984-85Northern State
1945-46St. Cloud State	1985-86Minnesota Duluth
1946-47Mankato State	1986-87Minnesota Duluth
1947-48Mankato State	1987-88Minnesota Duluth
1948-49Mankato State	1988-89Minnesota Duluth
1949-50Mankato State	1989-90Minnesota Duluth
1950-51Mankato State/Bemidji State	1991-92Minnesota Duluth
.....Winona State	1992-93Minnesota Duluth
1951-52Bemidji State	1993-94Minnesota-Morris
1952-53Mankato State	1994-95Northern State
1953-54Mankato State	1995-96Northern State
1954-55Mankato State	1996-97Northern State/Minnesota Duluth
1955-56Mankato State	1997-98Northern State
1956-57Bemidji State/St. Cloud State	1998-99Northern State/Winona State
1957-58St. Cloud State	1999-00Wayne State/Winona State
1958-59St. Cloud State	2000-01Southwest State
1959-60Mankato State/St. Cloud State	2001-02Northern State/Minnesota Duluth
1960-61St. Cloud State	2002-03Northern State
1961-62St. Cloud State	2003-04Bemidji State
1962-63Michigan Tech/St. Cloud State	2004-05Winona State
1963-64St. Cloud State	2005-06Winona State
1964-65MSU Moorhead/St. Cloud State	2006-07Winona State
1966-67Bemidji State	2007-08Winona State
1967-68St. Cloud State	2008-09Southwest Minnesota State
1968-69St. Cloud State/Winona State	2009-10Minnesota State
1969-70St. Cloud State	2010-11Minnesota State
1970-71MSU Moorhead	2011-12Bemidji State
1971-72Winona State		



Maverick guard **Jesse Clark** led the Northern Sun Intercollegiate Conference in assist-to-turnover ratio in 2008-09, with a 3.68 ratio.



2012-13 MINNESOTA STATE MEN'S BASKETBALL

MSU All-NCC & NSIC Selections

MSU All-NCC/NSIC Selections

1965	Jon Hagen, G (NSIC)
1966	Doug Hart, G (NSIC)
1967	Rich Wanzek, C (NSIC)
1968	Rich Wanzek, C (NSIC)
1971	Mike Connelly, F (NCC)
1972	Mike Connelly, F (NCC)
1973	Doug Ellens, F (NCC)
1975	Elisha McSweeney, F (NCC)
1976	Elisha McSweeney, F (NCC)
1977	Curt Clark, G (NCC)
	Doug Probst, C (NCC)
1979	Curt Clark, G (NSIC)
1980	Tim Mahl, F (NSIC)
1981	Tim Mahl, F (NSIC)
1984	Dave Gilreath, G (NCC)
	Larry Witthus, F (NCC)
1985	Dave Gilreath, G (NCC)
1986	Rex Wideman, F (NCC)
1987	Rex Wideman, F (NCC)
1988	Brian Koepnick, G (NCC)
1989	Brian Koepnick, G (NCC)
1990	Rich Kriener, C (NCC)
1991	Nathan Marks, C (NCC)
1992	Nathan Marks, C (NCC)
1993	Monte Dufault, G (NCC)
	Tom Wald, G (NCC)
1994	Joe Belka, C (NCC)
1995	Kory Kettner, C (NCC)
1996	Pat Coleman, F (NCC)
1997	David Kruse, F (NCC)
1998	Blaine Joerger, G (NCC)
	Jamous Powell, G (NCC)
1999	Blaine Joerger, G (NCC)
2000	Nick Ellenberger, F (NCC)
	Blaine Joerger, G (NCC)
2001	Nick Ellenberger, F (NCC)
2002	Jermaine Brown, G/F (NCC)
2003	Jermaine Brown, G/F (NCC)
2004	Luke Anderson, G/F (NCC)
	Jamel Staten, F (NCC)
2005	Luke Anderson, G/F (NCC)
	Andy Moeller, G (NCC)
	Jamel Staten, F (NCC)
2006	Luke Anderson, G/F (NCC)
	Chris Whitfield, C (NCC)
2007	Luke Anderson, G/F (NCC)
	Paris Kyles, G (NCC)
	Tony Thomason, G (NCC)
2008	Jake Morrow, G (NCC)
	Atila Santos, C (NCC)
2009	Travis Nelson, C (First-Team) (NSIC)
	Jesse Clark, G (Second-Team) (NSIC)
	Jake Morrow, G (Second-Team) (NSIC)
2010	Jefferson Mason, G (First-Team) (NSIC)
	Travis Nelson, C (First-Team) (NSIC)
	Jesse Clark, G (Second-Team) (NSIC)
	Jermain Davis, G (Second-Team) (NSIC)
2011	Jefferson Mason, G (First-Team) (NSIC)
	Marcus Hill, G (First-Team) (NSIC)
	Cameron Hodges, G (First-Team) (NSIC)
2012	Stephen Kirschbaum, G (Second-Team) (NSIC)

Most Valuable Players

1961	John Schultz (NSIC)
1964	Jon Hagen (NSIC)
1996	Pat Coleman (NCC)
2007	Luke Anderson (NCC)
2008	Atila Santos (NCC)

Newcomer of the Year

2004	Jamel Staten (NCC)
2006	Paris Kyles (NCC)
2009	Travis Nelson (NSIC)

Defensive Player of the Year

2006	Chris Whitfield (NCC)
2010	Jefferson Mason (NSIC)
2011	Cameron Hodges (NSIC)

Freshman of the Year

2007	Preston Whiteaker (NCC)
2012	Zach Romashko (NSIC)

NCC/NSIC Coach of the Year

2006	Matt Margenthaler (NCC)
2007	Matt Margenthaler (NCC)
2008	Matt Margenthaler (NCC)
2011	Matt Margenthaler (NSIC)

All-Wells Fargo Finals Team

2005	Luke Anderson (NCC)
	Jamel Staten (NCC)
2006	Luke Anderson (NCC)
	Ruben Trotter (NCC)
	Paris Kyles (NCC)


Wells Fargo Finals Most Valuable Player

2006	Luke Anderson (NCC)
------	-------	---------------------


* Minnesota State joined the NSIC in 2009.

Since 1965 Minnesota State has produced 61 all-conference selections in either the North Central Conference (1969-77 and 1982-2007) and Northern Sun Intercollegiate Conference (1963-1969, 1979-81 and 2008-modern day).


Five Mavericks have earned league Most Valuable Player honors during that stretch including **John Schultz** (1961), **Jon Hagen** (1964), **Pat Coleman** (1996), **Luke Anderson** (2007) and **Atila Santos** (2008).




Pat Coleman was an All-American, *North Central Conference Most Valuable Player* and *All-NCC* selection in 1995-96.



Two-time All-North Central Conference swingman **Jermaine Brown** signed a free agent contract with the Chicago Bulls in the summer of 2004.



Monte Dufault earned *All-North Central Conference* honors in 1992-93 and is MSU's career leader in games played (116).



Nathan Marks is one of just 10 Mavericks to be named to the *All-North Central Conference* team multiple times (1990-91, 1991-92).

2012-13 MINNESOTA STATE MEN'S BASKETBALL

BRESNAN ARENA

The Record Book



INDIVIDUAL RECORDS

SCORING

Game: 50, Jon Hagen (1965 vs Northern Illinois)
Season: 716, Dave Gilreath (1984-85, 28 games)
Career: 2,328, Luke Anderson (2002-07)

SCORING AVERAGE

Season: 27.8, Elisha McSweeney (1975, 25 games)
Career: 25.2, Elisha McSweeney (1974-76)

FIELD GOALS MADE

Game: 20, Dave Gilreath (1985 vs. NDSU)¹
Season: 319, Dave Gilreath (1984-85, 28 games)
Career: 806, Luke Anderson (2002-07)

FIELD GOALS ATTEMPTED

Game: 39, Elisha McSweeney (1975 vs UNI)¹
Season: 651, Dave Gilreath (1984-85, 28 games)
Career: 1,833, Luke Anderson (2002-07)

FIELD GOAL PERCENTAGE

Game: 1.000, Tim Scharfenberg (1985 vs St. Olaf; 9/9)
Season: .618, Joel Hagen (1963, 26 games; 121/196)
Career: .576, Chris Whitfield (2003-05, 144/252)

THREE-POINT FIELD GOALS MADE

Game: 10, Brian Koepnick (11/19/88 vs St. Olaf)
Season: 93, Monte Dufault (1991-92)
Career: 328, Luke Anderson (2002-07)

THREE-POINT FIELD GOALS ATTEMPTS

Game: 14, Blaine Joerger (1/3/99 vs. SDSU)
 14, Luke Anderson (11/25/05 vs. SWMSU)
Season: 242, Luke Anderson (2006-07)
Career: 838, Luke Anderson (2002-07)

THREE-POINT FIELD GOALS PERCENTAGE

Game: 1.000, Ryan Benish (12/14/96 vs Minnesota Duluth; 7/7)
 1.000, Luke Anderson (11/30/04 vs. Dakota Wesleyan; 7/7)
Season: .545, Marshall Gifford (1990-91, 36/66)
Career: .468, Brian Koepnick (1986-89, 152/325)
 .468, Monte Dufault (1989-93, 220/470)

REBOUNDS

Game: 24, Elisha McSweeney (1974 vs Northern Iowa)
Season: 364, Elisha McSweeney (1975, 25 games)
Career: 928, Roy Groce (1976-80)

REBOUND AVERAGE

Season: 14.6, Elisha McSweeney (1975, 25 games)
Career: 12.3, Elisha McSweeney (1974-76)

FREE THROWS MADE

Game: 20, Butch Meyeraan (1961 vs UW-River Falls)²
Season: 169 John Schultz (1961-62)
Career: 388, Luke Anderson (2002-07)

FREE THROWS ATTEMPTED

Game: 20, Butch Meyeraan (1961 vs UW-River Falls)
 20, Norb Walter (1962 vs Winona State)
Season: 237, John Schultz (1961-62)
Career: 492, Luke Anderson (2002-07)

FREE THROW PERCENTAGE

Game: 1.000, Butch Meyeraan (1961 vs UW-River Falls, 20/20) (NCAA Record)
Season: .957, Stephen Kirschbaum (2010-11)
Career: .900, Jon Hagen (1963-65, 252/280)³

GAMES PLAYED

Season: 35, Joe Drapcho, Travis Nelson, Jake Morrow, Mitch Gosson, Curt Greeley, Jesse Clark, Jadee Jones (2008-09)
Career: 132, Luke Anderson (2002-07)

ASSISTS

Game: 16, Gene Glynn (1976 vs Augustana)
Season: 221, Gene Glynn (1977, 28 games)
Career: 772, Gene Glynn (1975-79)

ASSISTS AVERAGE

Season: 7.9, Gene Glynn (1977, 28 games)
Career: 6.6, Gene Glynn (1975-79)

STEALS

Game: 10, Josh Ziemke (2/26/00 vs Morningside)¹
Season: 74, Monte Dufault (1991-92)
Career: 209, Monte Dufault (1989-93)

STEALS AVERAGE

Season: 2.6, Monte Dufault (1992, 28 games)
Career: 1.9, Paris Parham (1993-95)

BLOCKED SHOTS

Game: 8, Chris Whitfield (vs. Nebraska-Kearney, 3/11/06)
Season: 82, Chris Whitfield (2004-05)
Career: 225, Chris Whitfield (2002-06)

BLOCKED SHOTS AVERAGE

Season: 2.6, Chris Whitfield (2004-05, 82/32)
Career: 2.1, Tracy Ballard (1982-84, 114/55)
 2.1, Chris Whitfield (2002-06, 225/106)

¹ North Central Conference Record

² Tied for NCAA Division II record

³ Third best mark in NCAA Division II history

Former Minnesota State guard **Blaine Joerger** (1996-2000) was one of the best perimeter shooters in school history. One of only two three-time All-NCC Mavericks, Joerger holds four school records in three-point shooting, including his 241 made three-pointers. Joerger ended his career sixth on the MSU all-time scoring list with 1,475 points and was one of only 14 Mavericks to score 500 points in a season, a feat he accomplished in the 1998-99 campaign. Besides being a premier player on the court, Joerger also performed well off the court as evidenced by his three selections to the NCC All-Academic Team.



TEAM RECORDS

SINGLE GAME

Points Scored: 132, vs. Crossroads (11/23/04)
Field Goals Made: 54, vs. Crossroads (11/23/04)
Field Goals Attempted: 89, vs. Jamestown (11/19/83)
Field Goal Percentage: .672, vs. Gustavus Adolphus (12/30/87)
Three-Pointers Made: 16, at St. Cloud State (2/2/91); at Augustana (2/22/92), at South Dakota State (1/16/04), at St. Cloud State (1/31/04)
Three-Point Attempts: 44, vs. Macalester (12/29/91)
Three-Point Percentage: .786 at Minnesota Duluth (1/10/08)
Free Throws Made: 38, vs. Northern Illinois (1/23/65)
Free Throws Attempted: 54 at Western Oregon (12/30/04)
Free Throw Percentage: 1.000 vs. North Dakota State (2/3/90, 2/25/91)
Rebounds: 73, vs. Southwest State (12/15/79)
Assists: 35, vs. Minnesota-Morris (2/6/82)
Turnovers: 34, vs. Drake (12/4/75)
Steals: 21, vs. Crossroads (11/23/04)
Blocked Shots: 12, vs. MSU Moorhead (12/19/04)
Points Allowed: 120, vs. Lincoln (12/20/65)
Victory Margin: 97, vs. Crossroads (11/23/04)
Loss Margin: 51, vs. Hamline (2/22/41)

SEASON

Scoring: 2,966 (2008-09)
Scoring Average: 86.6 (2009-10)
Field Goals: 1,054 (2008-09)
Field Goals Attempted: 2,172 (2008-09)
Field Goal Percentage: .498 (2009-10)
3PT Field Goals: 287 (2004-05)
3PT Field Goals Attempted: 759 (2004-05)
3PT Field Goal Percentage: .468 (1991-92)
Free Throws: 680 (2010-11)
Free Throws Attempted: 896 (2010-11)
Free Throw Percentage: .784 (1984-85)
Rebounds: 1,348 (2008-09)
Rebound Average: 56.9 (1967-68)
Assists: 560 (2008-09)
Assist Average: 19.6 (1973-74)
Turnovers: 414 (2006-07)
Blocked Shots: 168 (2004-05)
Blocked Shots Average: 5.25 (2004-05)
Steals: 313 (1978-79)
Steals Average: 10.8 (1978-79)
Fewest Points Allowed: 1,726 (1969-70)
Most Games Played: 35 (2004-05)
Consecutive Victories: 18 (2006-07)
Consecutive Losses: 21 (1968-70)
Wins in a Season: 28 (2006-07)
Losses in a Season: 24 (1968-69)
Best Won-Loss Percentage: .923 (1931-32, 12-1)
Worst Win-Loss Percentage: .040 (1968-69, 1-24)



2012-13 MINNESOTA STATE MEN'S BASKETBALL

The Record Book

SINGLE-SEASON POINTS

1. Dave Gilreath (1984-85)	716
2. Elisha McSweeney (1974-75)	695
3. Jamel Staten (2004-05)	686
4. Luke Anderson (2005-06)	645
5. Jefferson Mason (2010-11)	634
6. Pat Coleman (1995-96)	631
7. Luke Anderson (2006-07)	630
8. Tim Wahl (1980-81)	601
9. Curt Clark (1978-79)	592
10. Brian Koepnick (1987-88)	591
11. Jamel Staten (2003-04)	573

SINGLE-SEASON SCORING AVERAGE

1. Elisha McSweeney (1974-75)	27.8
2. Dave Gilreath (1984-85)	25.6
3. Pat Coleman (1995-96)	23.4
4. Elisha McSweeney (1975-76)	22.6
5. John Schultz (1960-61)	22.6
6. Tim Wahl (1980-81)	22.3
7. Jon Hagen (1964-65)	22.0
8. Curt Clark (1987-88)	21.9
9. Brian Koepnick (1988-89)	21.6
10. Jamel Staten (2004-05)	21.4

SINGLE-SEASON FIELD GOALS MADE

1. Dave Gilreath (1984-85)	319
2. Elisha McSweeney (1974-75)	269
3. Pat Coleman (1995-96)	265
4. Curt Clark (1978-79)	252
5. Tim Wahl (1980-81)	251
6. Jamel Staten (2004-05)	246
7. Elisha McSweeney (1975-76)	240
8. Luke Anderson (2005-06)	230
9. Curt Clark (1977-78)	229
10. Curt Clark (1976-77)	223

SINGLE-SEASON FIELD GOAL PERCENTAGE

1. Chris Whitfield (2005-06)	65.6
2. Jefferson Mason (2009-10)	61.8
3. Joel Hagen (1963-64)	61.7
4. Tim Scharfenberg (1986-87)	60.9
5. Jamie Nelson (1995-96)	59.5
6. Travis Nelson (2009-10)	57.1
7. Tim Wahl (1979-80)	56.7
8. Mitch Gosson (2007-08)	56.6
9. Nick Ellenberger (2000-01)	56.59
10. Nick Ellenberger (1999-00)	56.57

SINGLE-SEASON THREE-POINT FG MADE

1. Monte Dufault (1991-92)	93
2. Luke Anderson (2006-07)	91
3. Blaine Joerger (1998-99)	87
4. Luke Anderson (2004-05)	85
5. Luke Anderson (2005-06)	77
6. Jake Morrow (2008-09)	76
7. Blaine Joerger (1997-98)	72
8. Chris Conlan (1989-90)	71
9. Jaded Jones (2007-08)	69
10. Luke Anderson (2003-04)	65

SINGLE-SEASON 3-POINT FG ATTEMPTED

1. Luke Anderson (2006-07)	242
2. Luke Anderson (2005-06)	207
3. Luke Anderson (2004-05)	205
4. Blaine Joerger (1998-99)	204
5. Jake Morrow (2008-09)	202
6. Monte Dufault (1991-92)	195
7. Blaine Joerger (1999-00)	185
8. Jake Morrow (2007-08)	181
9. Jamel Staten (2004-05)	175
10. Marcus Hill (2010-11)	173

SINGLE-SEASON THREE-POINT FG PCT.

1. Marshall Gifford (1990-91)	54.5
2. Monte Dufault (1989-90)	50.9
3. Monte Dufault (1990-91)	50.0
4. Brian Koepnick (1987-88)	49.6
5. Brian Koepnick (1988-89)	48.8
6. Jaded Jones (2007-08)	47.9
7. Monte Dufault (1991-92)	47.7
8. Marcus Hill (2007-08)	47.3
9. Jaded Jones (2008-09)	46.5
10. Tony Thomason (2003-04)	46.4

SINGLE-SEASON FREE THROWS MADE

1. Jefferson Mason (2010-11)	219
2. John Schultz (1960-61)	169
3. John Schultz (1961-1962)	169
4. Elisha McSweeney (1974-75)	157
5. Atila Santos (2007-08)	141
6. Jefferson Mason (2009-10)	138
7. Marcus Hill (2010-11)	136
8. Jamel Staten (2003-04)	133
9. Jamel Staten (2004-05)	133
10. Paris Kyles (2006-07)	119
11. Luke Anderson (2006-07)	119

SINGLE-SEASON FREE THROW PERCENTAGE

1. Tony Thomason (2003-04)	93.1
2. Brian Koepnick (1987-88)	92.9
3. Jon Hagen (1962-63)	92.7
4. Jon Hagen (1964-65)	92.0
5. Drew Carlson (2002-03)	91.2
6. John Lynch (1986-87)	90.7
7. Marcus Hill (2008-09)	90.6
8. Drew Carlson (2000-01)	90.3
9. Jaded Jones (2007-08)	90.0
10. Jaded Jones (2008-09)	90.0

SINGLE-SEASON REBOUNDS

1. Elisha McSweeney (1974-75)	364
2. John Taylor (1984-85)	341
3. Atila Santos (2007-08)	308
4. Roy Groce (1979-80)	300
5. Roy Groce (1978-79)	296
6. Jefferson Mason (2010-11)	291
7. Tracy Ballard (1983-84)	288
8. Pat Coleman (1995-96)	284
9. John Schultz (1961-62)	276
10. John Schultz (1960-61)	276
11. Mitch Gosson (2008-09)	271

SINGLE-SEASON REBOUNDS PER GAME

1. Elisha McSweeney (1974-75)	14.6
2. John Taylor (1984-85)	12.2
3. John Schultz (1960-61)	11.0
4. Tracy Ballard (1983-84)	10.7
5. Rich Wanzek (1965-66)	10.7
6. Atila Santos (2007-08)	10.6
7. Pat Coleman (1995-96)	10.5
8. Roy Groce (1979-80)	10.3
9. Roy Groce (1978-79)	10.2
10. Elisha McSweeney (1975-76)	10.2

SINGLE-SEASON ASSISTS

1. Gene Glynn (1976-77)	221
2. Gene Glynn (1978-79)	217
3. Gene Glynn (1976-77)	212
4. Gene Zachow (1974-75)	188
5. Mike Cobb (1988-89)	182
6. Jesse Clark (2008-09)	178
7. Marcus Hill (2010-11)	169
8. Tony Thomason (2005-06)	161
9. Mike Kuehn (1986-87)	156
10. Mike Cobb (1988-89)	148
11. Jamous Powell (1997-98)	143

SINGLE-SEASON ASSISTS PER GAME


1. Gene Glynn (1976-77)	7.9
2. Gene Glynn (1978-79)	7.5
3. Mike Cobb (1988-89)	6.5
4. Gene Glynn (1977-78)	6.1
5. Mike Cobb (1987-88)	5.7
6. Dave Gilreath (1983-84)	5.5
7. Jamous Powell (1997-98)	5.3
8. Paris Parham (1994-95)	5.2
9. Tony Thomason (2005-06)	5.2
10. Mike Kuehn (1986-87)	5.0
11. Mike Kuehn (1985-86)	5.0

SINGLE-SEASON BLOCKED SHOTS

1. Chris Whitfield (2004-05)	82
2. Chris Whitfield (2005-06)	82
3. Travis Nelson (2008-09)	63
4. Tracy Ballard (1983-84)	60
5. Tracy Ballard (1983-84)	54
6. Chris Whitfield (2003-04)	54
7. Connor O'Brien (2011-12)	45
8. Travis Nelson (2009-10)	42
9. Mitch Gosson (2007-08)	39
10. Jon Taylor (1984-85)	38
11. Lester Mitchell (1992-93)	38

SINGLE-SEASON STEALS

1. Monte Dufault (1991-92)	74
2. Dave Gilreath (1984-85)	72
3. Mike Cobb (1987-88)	70
4. Josh Ziemke (1999-00)	69
5. Gene Glynn (1978-79)	68
6. Mike Cobb (1988-89)	65
7. Curt Clark (1977-78)	61
8. Curt Clark (1978-79)	61
9. Paris Parham (1994-95)	61
10. Jake Morrow (2008-09)	60



Single-game scoring record holder Jon Hagen had 50 vs. Northern Illinois in 1965. Hagen is MSU's all-time leader in career free-throw percentage (90.0), a mark that stands third on the NCAA Division II all-time list. Hagen led the nation twice in free throw shooting percentage.

CAREER POINTS

1. Luke Anderson (2002-07)	2328
2. Brian Koepnick (1985-89)	1759
3. John Schultz (1957-61)	1720
4. Curt Clark (1976-79)	1678
5. Pat Coleman (1995-96)	1621
6. Jake Morrow (2005-09)	1599
7. Tim Wahl (1977-81)	1530
8. Blaine Joerger (1996-00)	1475
9. Duane Mettler (1953-56)	1472
10. Mike Connelly (1968-72)	1453

CAREER SCORING AVERAGE

1. Elisha McSweeney (1974-76)	25.2
2. David Gilreath (1983-85)	21.3
3. Jamel Staten (2003-05)	21.0
4. John Schultz (1957-61)	19.1
5. Curt Clark (1976-79)	18.6
6. Luke Anderson (2002-07)	17.6
7. Jon Hagen (1962-65)	17.5
8. Jermaine Brown (2001-03)	17.4
9. Rex Wideman (1985-87)	16.9
10. Gil Williams (1975-78)	15.9

CAREER FIELD GOALS MADE

1. Luke Anderson (2002-07)	800
2. Curt Clark (1975-79)	711
3. Brian Koepnick (1985-89)	667
4. Pat Coleman (1992-96)	666
5. Tim Wahl (1977-81)	626
6. Mike Connelly (1968-72)	603
7. Jon Taylor (1981-85)	552
8. Gil Williams (1975-78)	530
9. Jake Morrow (2005-09)	548
10. Jon Hagen (1962-65)	514

CAREER FIELD GOAL PERCENTAGE

1. Jefferson Mason (2009-10)	61.8
2. Chris Whitfield (2003-06)	57.6
3. Tim Scharfenberg (1983-87)	56.7
4. Travis Nelson (2008-10)	56.5
5. Ruben Trotter (2004-06)	56.3
6. John Schultz (1961)	56.1
7. Larry Wittush (1979-84)	55.39
8. Nick Ellenberger (1998-03)	55.34
9. Tim Scharfenberg (1983-87)	54.4
10. Scott von Lehe (1999-02)	55.0

CAREER THREE-POINT FIELD GOALS MADE

1. Luke Anderson (2002-07)	328
2. Blaine Joerger (1996-00)	241
3. Jake Morrow (2005-09)	220
4. Monte Dufault (1988-93)	224
5. Drew Carlson (1999-03)	191
6. Chris Conlan (1987-91)	176
7. Tony Thomason (2003-07)	159
8. Donte Johnson (1996-00)	159
9. Brian Koepnick (1986-90)	153
10. Ryan Benish (1994-98)	133
11. Monte Dufault (1989-93)	131

CAREER THREE-POINT FG ATTEMPTED

1. Luke Anderson (2002-07)	838
2. Blaine Joerger (1995-00)	642
3. Jake Morrow (2005-09)	583
4. Drew Carlson (1999-03)	482
5. Donta Johnson (1996-00)	401
6. Chris Conlan (1988-92)	398
7. Tony Thomason (2003-07)	375
8. Brian Koepnick (1986-90)	324
9. Ryan Benish (1994-98)	307
10. Jamel Staten (2003-05)	305

CAREER THREE-POINT FIELD GOAL PCT.

1. Marshall Gifford (1989-92)	545
2. Jaded Jones (2007-09)	473
3. Monte Dufault (1989-93)	467
4. Chris Conlan (1988-92)	464
5. Brian Koepnick (1986-89)	463
6. Todd Lumsden (1987-89)	446
7. Ryan Benish (1994-98)	433
8. Marcus Hill (2007-11)	425
9. Tony Thomason (2003-07)	424
10. Stephen Kirschaum (2007-12)	419

CAREER FREE THROWS MADE

1. John Schultz (1957-59, 60-62)	506
2. Luke Anderson (2002-07)	388
3. David Kruse (1993-97)	347
4. Blaine Joerger (1995-00)	312
5. Drew Carlson (1999-03)	306
6. Josh Ziemke (1998-04)	293
7. Jake Morrow (2005-09)	283
8. Tim Wahl (178-82)	278
9. Brian Koepnick (1986-90)	272
10. Nick Ellenberger (1998-03)	270

CAREER FREE THROW PERCENTAGE

1. Jon Hagen (1963-66)	900
2. Jaded Jones (2007-09)	900
3. Drew Carlson (1999-03)	895
4. John Lynch (1985-87)	892
5. Stephen Kirschaum (2007-12)	885
6. Marcus Hill (2007-10)	882
7. Tony Thomason (2003-07)	871
8. Gameli Ahelegbe (2003-05)	858
9. Brian Koepnick (1986-90)	853
10. Tom Wald (1992-93)	847

CAREER REBOUNDS

1. Roy Groce (1976-80)	928
2. Pat Coleman (1982-84)	889
3. Doug Ellens (1970-74)	837
4. Doug Probst (1974-78)	812
5. Mike Connelly (1969-73)	811
6. Jon Taylor (1982-86)	753
7. Nick Ellenberger (1998-03)	739
8. David Kruse (1992-97)	730
9. Les Sonnabend (1961-65)	703
10. Luke Anderson (2002-07)	653

CAREER REBOUNDS PER GAME

1. Elisha McSweeney (1974-76)	12.3
2. Tracy Ballard (1982-84)	9.8
3. Nathan Marks (1989-92)	9.2
4. Rich Wanzek (1964-68)	8.6
5. Roy Groce (1976-80)	8.5
6. Atila Santos (2006-08)	8.4
7. Rich Kriener (1988-90)	8.2
8. Doug Probst (1974-77)	8.2
9. Doug Ellens (1970-73)	8.1
10. Mike Connelly (1969-72)	8.0

CAREER ASSISTS


1. Gene Glynn (1975-79)	760
2. Jesse Clark (2005-09)	534
3. Tony Thomason (2003-07)	442
4. Mike Kuehn (1984-88)	401
5. Monte Dufault (1988-93)	394
6. Gene Zachow (1973-76)	367
7. Pat Kennedy (1979-83)	361
8. Drew Carlson (1999-03)	348
9. Mike Cobb (1987-89)	330
10. Brian Koepnick (1985-89)	318

CAREER BLOCKED SHOTS

1. Chris Whitfield (2003-06)	224
2. Tracy Ballard (1982-84)	114
3. Mitch Gosson (2005-08)	107
4. Jon Taylor (1981-85)	106
5. Travis Nelson (2008-09)	105
6. Lester Mitchell (1989-93)	92
7. Kory Kettner (1992-96)	89
8. Josh Ziemke (1999-04)	85
9. Jamie Nelson (1993-98)	75
10. Connor O'Brien (2010-12)	75
11. Atila Santos (2006-08)	72

CAREER STEALS

1. Monte Dufault (1988-93)	209
2. Gene Glynn (1975-79)	189
3. Curt Clark (1975-79)	176
4. Brian Koepnick (1985-89)	158
5. Mike Cobb (1987-89)	135
6. Tony Thomason (2003-07)	124
7. Gil Williams (1975-78)	123
8. Dave Gilreath (1983-85)	119
9. Mike Kuehn (1985-89)	117
10. Jake Morrow (2005-08)	115



MSU single-season scoring leader Dave Gilreath had 716 points in 1984-85. Gilreath owns the North Central Conference record for field goals in a season when he connected on 210 shots in the 1984-85 campaign. He is second in MSU career points per game (21.3).


2012-13 MINNESOTA STATE MEN'S BASKETBALL



The Record Book

MSU YEAR-BY-YEAR STATISTICAL LEADERS

POINTS SCORED		REBOUNDS		ASSISTS	
1961-62:	John Schultz..... 565	1961-62:	John Schultz..... 276	1973-74:	Gene Zachow..... 91
1962-63:	Les Sonnabend..... 302	1962-63:	Norb Walter..... 176	1974-75:	Gene Zachow..... 188
1963-64:	Les Sonnabend..... 388	1963-64:	Les Sonnabend..... 240	1975-76:	Gene Glynn..... 221
1964-65:	Jon Hagen..... 407	1964-65:	Jim Tetzloff..... 249	1976-77:	Gene Glynn..... 212
1965-66:	Jim Veschusio..... 277	1965-66:	Rich Wanzek..... 224	1977-78:	Gene Glynn..... 110
1966-67:	Rich Wanzek..... 343	1966-67:	Rich Wanzek..... 182	1978-79:	Gene Glynn..... 217
1967-68:	Rich Wanzek..... 364	1967-68:	Ross Anderson..... 221	1979-80:	no assist statistics available
1968-69:	Mike Connelly..... 224	1968-69:	Mike Connelly..... 143	1980-81:	Pat Kennedy..... 101
1969-70:	Mike Connelly..... 447	1969-70:	Mike Connelly..... 229	1981-82:	Pat Kennedy..... 126
1970-71:	Mike Connelly..... 363	1970-71:	Doug Ellens..... 242	1982-83:	Pat Kennedy..... 134
1971-72:	Mike Connelly..... 419	1971-72:	Doug Ellens..... 223	1983-84:	Dave Gilreath..... 131
1972-73:	Gene Wood..... 381	1972-73:	Doug Ellens..... 215	1984-85:	Dave Gilreath..... 132
1973-74:	Jack Gray..... 374	1973-74:	Doug Probst..... 175	1985-86:	Mike Kuehn..... 156
1974-75:	Elisha McSweeney..... 695	1974-75:	Elisha McSweeney..... 364	1986-87:	Mike Kuehn..... 140
1975-76:	Elisha McSweeney..... 566	1975-76:	Elisha McSweeney..... 249	1987-88:	Mike Cobb..... 148
1976-77:	Curt Clark..... 518	1976-77:	Doug Probst..... 235	1988-89:	Mike Cobb..... 182
1977-78:	Curt Clark..... 548	1977-78:	Roy Groce..... 181	1989-90:	Fred Lee..... 97
1978-79:	Curt Clark..... 592	1978-79:	Roy Groce..... 296	1990-91:	Monte Dufault..... 127
1979-80:	Tim Wahl..... 521	1979-80:	Roy Groce..... 300	1991-92:	Monte Dufault..... 99
1980-81:	Tim Wahl..... 601	1980-81:	Jeff Morgan..... 239	1992-93:	Tom Wald..... 88
1981-82:	Larry Witthus..... 436	1981-82:	Larry Witthus..... 153	1993-94:	Paris Parham..... 105
1982-83:	Jon Taylor..... 364	1982-83:	Tracy Ballard..... 253	1994-95:	Paris Parham..... 141
1983-84:	Larry Witthus..... 443	1983-84:	Tracy Ballard..... 288	1995-96:	Ausery Washington..... 109
1984-85:	Dave Gilreath..... 716	1984-85:	Jon Taylor..... 341	1996-97:	Chad Weeks..... 101
1985-86:	Rex Wideman..... 510	1985-86:	Andy Berkvam..... 187	1997-98:	Jamous Powell..... 143
1986-87:	Rex Wideman..... 506	1986-87:	Rex Wideman..... 188	1998-99:	Jamous Powell..... 99
1987-88:	Brian Koepnick..... 591	1987-88:	Curt Hooyer..... 194	1999-00:	Drew Carlson..... 99
1988-89:	Brian Koepnick..... 561	1988-89:	Rich Kriener..... 231	2000-01:	Kyle Staloch..... 105
1989-90:	Fred Lee..... 391	1989-90:	Nathan Marks..... 266	2001-02:	Jay Larson..... 103
1990-91:	Nathan Marks..... 430	1990-91:	Nathan Marks..... 251	2002-03:	Jevin Budde..... 137
1991-92:	Nathan Marks..... 424	1991-92:	Nathan Marks..... 271	2003-04:	Jamel Staten..... 102
1992-93:	Monte Dufault..... 399	1992-93:	Joe Belka..... 207	2004-05:	Andy Moeller..... 134
1993-94:	Joe Belka..... 512	1993-94:	Joe Belka..... 240	2005-06:	Tony Thomason..... 161
1994-95:	Kory Kettner..... 446	1994-95:	Pat Coleman..... 245	2006-07:	Jesse Clark..... 111
1995-96:	Pat Coleman..... 631	1995-96:	Pat Coleman..... 200	2007-08:	Jesse Clark..... 125
1996-97:	David Kruse..... 540	1996-97:	David Kruse..... 239	2008-09:	Jesse Clark..... 178
1997-98:	Blaine Joerger..... 407	1997-98:	Chris Larson..... 171	2009-10:	Jesse Clark..... 120
1998-99:	Blaine Joerger..... 500	1998-99:	Dan Corley..... 198	2010-11:	Marcus Hill..... 169
1999-00:	Blaine Joerger..... 395	1999-00:	Josh Ziemke..... 202	2011-12:	Jimmy Whitehead..... 100
2000-01:	Drew Carlson..... 377	2000-01:	Nick Ellenberger..... 224		
2001-02:	Jermaine Brown..... 489	2001-02:	Jermaine Brown..... 175		
2002-03:	Jermaine Brown..... 450	2002-03:	Nick Ellenberger..... 158		
2003-04:	Jamel Staten..... 573	2003-04:	Jamel Staten..... 205		
2004-05:	Jamel Staten..... 686	2004-05:	Jamel Staten..... 248		
2005-06:	Luke Anderson..... 644	2005-06:	Luke Anderson..... 185		
2006-07:	Luke Anderson..... 630	2006-07:	Atila Santos..... 214		
2007-08:	Atila Santos..... 467	2007-08:	Atila Santos..... 308		
2008-09:	Jake Morow..... 561	2008-09:	Mitch Gosson..... 183		
2009-10:	Travis Nelson..... 483	2009-10:	Jefferson Mason..... 244		
2010-11:	Jefferson Mason..... 634	2010-11:	Jefferson Mason..... 291		
2011-12:	Stephen Kirschbaum..... 320	2011-12:	Connor O'Brien..... 207		



Former Maverick guard **Brian Koepnick** (1986-89) holds the school record for career three-point field goal percentage (.472), and ranks second in career scoring (1,759), third in career field goals made (667), fourth in career steals (158) and fifth in games played (121). The two-time All-NCC standout finished second in the country in free throw percentage in 1988-89 when he hit on 104 of 112 (92.9), the second best mark in school history. Koepnick was named the second greatest MSU Athlete of the 20th Century, and was inducted into the MSU Athletics Hall of Fame in October of 2000.

500-POINT + SEASONS

Dave Gilreath (1984-85).....	716
Elisha McSweeney (1974-75).....	695
Jamel Staten (2004-05).....	686
Luke Anderson (2005-06).....	644
Jefferson Mason (2010-11).....	634
Pat Coleman (1995-96).....	631
Luke Anderson (2006-07).....	630
Tim Wahl (1980-81).....	601
Curt Clark (1978-79).....	592
Brian Koepnick (1987-88).....	591
Jamel Staten (2003-04).....	573
Duane Mettler (1955-56).....	566
Elisha McSweeney (1975-76).....	566
John Schultz (1960-61).....	565
Brian Koepnick (1988-89).....	561
Jake Morrow (2008-09).....	561
Curt Clark (1977-78).....	548
Marcus Hill (2010-11).....	541
David Kruse (1996-97).....	540
Luke Anderson (2004-05).....	527
John Schultz (1959-60).....	523
Tim Wahl (1979-80).....	521
Curt Clark (1977).....	518
Joe Belka (1994).....	512
Rex Wideman (1985-86).....	510
John Hagen (1964-65).....	507
Rex Wideman (1986-87).....	506
Blaine Joerger (1998-99).....	500

400-POINT + SEASONS

Todd Lumsden (1987-88).....	499
Jermaine Brown (2001-02).....	489
Travis Nelson (2008-09).....	488
Travis Nelson (2009-10).....	483
Paris Kyles (2006-07).....	482
Jermaine Mason (2009-10).....	477
Atila Santos (2007-08).....	467
Jake Morrow (2007-08).....	464
Gil Williams (1976-77).....	452
Luke Anderson (2003-04).....	451
Jermaine Brown (2002-03).....	450
Mike Connelly (1969-70).....	447
Kory Kettner (1994-95).....	446
John Schultz (1958-59).....	444
Larry Witthus (1983-84).....	444
Cameron Hodges (2010-11).....	438
Norm Ness (1955-56).....	435
Nathan Marks (1990-91).....	430
Pat Coleman (1994-95).....	425
Norm Ness (1953-54).....	424
Mike Connelly (1971-72).....	421
Gil Williams (1975-76).....	409
Blaine Joerger (1997-98).....	407
Jon Hagen (1963-64).....	407
Drew Carlson (2002-03).....	407
Butch Meyeraan (1960-61).....	405
Monte Dufault (1992-93).....	401

350-POINT + SEASONS

Norm Ness (1952-53).....	399
Drew Carlson (2001-02).....	398
Andy Moeller (2004-05).....	396
Blaine Joerger (1999-2000).....	395
Monte Dufault (1991-92).....	394
Duane Mettler (1954-55).....	394
Fred Lee (1989-90).....	391
Mike Garfield (1980-81).....	389
Mitch Gosson (2008-09).....	389
Les Sonnabend (1962-63).....	387
Doug Probst (1976-77).....	387
Dontae Johnson (1997-98).....	383
Gene Wood (1972-73).....	381
Duane Mettler (1953-54).....	377
Les Sonnabend (1963-64).....	377
Drew Carlson (2000-01).....	377
Jadee Jones (2007-08).....	376
Gil Williams (1977-78).....	376
Dan Carpenter (1979-80).....	375
Jack Gray (1973-74).....	374
Jermaine Davis (2009-10).....	372
Chad Weeks (1995-96).....	372
Roy Groce (1979-80).....	370
Nick Ellenberger (2000-01).....	370
Jake Morrow (2006-07).....	368
Tony Thomason (2006-07).....	367
Tim Scharfenberg (1986-87).....	367
Jon Hagen (1962-63).....	366
Jamous Powell (1997-98).....	364
Rick Wanzek (1967-68).....	364
Mike Connelly (1960-61).....	361
Josh Ziemke (1999-2000).....	358
Eric Siebrands (2000-01).....	358
Tim Wahl (1978-79).....	355
Gene Wood (1971-72).....	355
Josh Ziemke (2000-01).....	355
Roy Groce (1978-77).....	354
Paris Kyles (2005-06).....	354
Dave Gilreath (1983-84).....	353
Tom Wald (1992-93).....	353
Doug Ellens (1972-73).....	352

MSU 1,000 CAREER POINT CLUB

1. Luke Anderson (2002-07).....	2,328	13. Monte Dufault (1989-93).....	1,365	25. Roy Groce (1976-80).....	1,163
2. Brian Koepnick (1985-89).....	1,759	14. Marcus Hill (2007-11).....	1,137	26. Nathan Marks (1989-92).....	1,132
3. John Schultz (1958-61).....	1,720	15. David Kruse (1993-97).....	1,309	27. Les Sonnabend (1961-64).....	1,131
4. Curt Clark (1976-79).....	1,678	16. Jon Hagen (1962-65).....	1,280	28. Dontae Johnson (1996-00).....	1,119
5. Pat Coleman (1992-96).....	1,621	17. Kory Kettner (1992-96).....	1,269	29. Jefferson Mason (2009-11).....	1,111
6. Jake Morrow (2005-09).....	1,599	18. Elisha McSweeney (1974-76).....	1,261	30. Dave Gilreath (1983-85).....	1,105
7. Tim Wahl (1977-81).....	1,530	19. Jamel Staten (2003-05).....	1,259	31. Doug Probst (1974-77).....	1,099
8. Blaine Joerger (1996-00).....	1,475	20. Jon Taylor (1981-85).....	1,254	32. Josh Ziemke (1999-04).....	1,077
9. Duane Mettler (1953-56).....	1,472	21. Gil Williams (1975-78).....	1,237	33. Tony Thomason (2003-07).....	1,075
10. Mike Connelly (1969-72).....	1,453	22. Doug Ellens (1970-73).....	1,208	34. Larry Witthus (1979-84).....	1,068
11. Norm Ness (1951-54).....	1,431	23. Gene Wood (1970-73).....	1,203	35. Rex Wideman (1985-87).....	1,016
12. Drew Carlson (1999-03).....	1,381	24. Nick Ellenberger (1999-03).....	1,200		



2012-13 MINNESOTA STATE MEN'S BASKETBALL

MSU Year-By-Year Results



C.P. BLAKESLEE
 • 1921-22 to 1938-39
 (16 seasons)
 • 123-85 (.591)
 • One Little Ten title
 • One MNTCC title

NOTE: Mankato State Normal School became known as Mankato State Teachers College in 1921-22.

1921-22: 10-3

Opponent	W/L	Score
Martin Luther	W	22-16
Mankato Commercial College	W	26-3
Shattuck	L	10-19
Martin Luther	W	50-6
Sleepy Eye H.S.	W	34-9
Shattuck	W	12-8
Loyola Stars	W	14-8
Gustavus Adolphus	L	23-24
Loyola Stars	W	20-15
Parker	W	36-21
Hamline Seconds	W	14-11
Rochester J.C.	L	24-30
Mankato American Legion	W	36-20
Totals		321-190

Head Coach: C.P. Blakeslee (10-3 - 1st year)

NOTE: No records are available for the 1922-23 and 1923-24 seasons.

NOTE: Prior to the 1924-25 season, MSTC joined the Little Ten Conference.

1924-25: 4-7

Opponent	W/L	Score
Waldorf Lutheran	L	14-15
Mankato Commercial College	W	23-22
Martin Luther	W	26-5
Pillsbury	W	35-9
Winona State	L	24-34
DeMolay	W	30-19
Winona State	L	10-32
St. Cloud State	L	10-12
Rochester J.C.	L	20-44
Rochester J.C.	L	27-28
St. Cloud State	L	17-36
Totals		236-256

Head Coach: C.P. Blakeslee (14-10 - 2nd year)

1925-26: 6-8

Opponent	W/L	Score
Lake Crystal H.S.	W	24-4
Waldorf J.C.	W	34-20
Fort Dodge	W	26-12
Gustavus Adolphus	W	25-12
St. Cloud State	L	19-20
Macalester	L	18-26
Winona State	L	15-21
Pillsbury	W	23-14
St. Cloud State	L	12-18
Rochester J.C.	L	20-47
Winona State	L	22-30
Pillsbury	W	19-42
Rochester J.C.	L	11-28
Fort Dodge	W	19-17
Totals		287-311

Head Coach: C.P. Blakeslee (20-18 - 3rd year)

1926-27: 10-2

Opponent	W/L	Score
Loyola H.S.	W	24-9
Waldorf J.C.	W	31-16
Martin Luther	W	25-21
Minnesota Aggies	W	39-37
St. Cloud State	W	24-20
Minnesota Aggies	W	36-24
Winona State	W	29-20
Rochester J.C.	L	28-31
Martin Luther	W	27-22
St. Cloud State	W	27-26
Winona State	L	18-20
Rochester J.C.	W	19-17
Totals		327-263

Head Coach: C.P. Blakeslee (30-20 - 4th year)

1927-28: 8-3

Opponent	W/L	Score
Martin Luther	W	20-16
Waldorf J.C.	W	20-16
Alumni	W	25-22
YMCA	W	49-22
Martin Luther	W	16-11
Minnesota Aggies	L	28-24
St. Cloud State	W	49-16
Winona State	W	2-0*
St. Paul Aggies	L	20-22
Rochester J.C.	W	40-23
Eveleth J.C.	L	12-37
Totals		247-213

Head Coach: C.P. Blakeslee (38-23 - 5th year)
 *Forfeit

1928-29: 9-3

Opponent	W/L	Score
Martin Luther	W	21-18
Waseca H.S.	W	37-12
Martin Luther	W	30-17
Minnesota Aggies	W	43-27
St. Cloud State	W	29-27
Alumni	W	26-21
Minnesota Aggies	W	20-15
Winona State	L	27-41
Rochester J.C.	W	30-25
St. Cloud	W	24-18
Winona State	L	21-36
Rochester J.C.	L	17-30
Totals		325-287

Head Coach: C.P. Blakeslee (47-26 - 6th year)

1929-30: 9-3

Opponent	W/L	Score
Martin Luther	W	52-26
Madelia Independent	W	45-14
Alumni	W	26-21
Gustavus Reserres	W	28-21
Waseca Guyers	W	50-8
St. Cloud State	W	33-32
Martin Luther	W	28-17
Winona State	W	35-27
Rochester J.C.	L	24-27
St. Cloud State	L	24-29
Winona State	W	27-20
Rochester J.C.	L	13-24
Totals		411-266

Head Coach: C.P. Blakeslee (56-29 - 7th year)

1930-31: 11-2
 Little Ten Conference Champions

Opponent	W/L	Score
Waldorf J.C.	W	45-34
Gustavus Independent	L	34-37
Martin Luther	W	51-19
Fred Just's Independent	W	30-19
Martin Luther	W	33-15
St. Cloud State	W	29-23
Winona State	W	29-25
Rochester J.C.	W	23-13
St. Cloud State	L	37-24
Winona State	L	16-36
Rochester J.C.	W	36-20
Winona State	W	31-30
Virginia J.C.	W	30-25
Totals		424-320

Head Coach: C.P. Blakeslee (67-31 - 8th year)

1931-32: 12-1

Opponent	W/L	Score
Martin Luther	W	42-15
Waldorf J.C.	W	35-12
Concordia J.C.	W	35-22
Alumni	W	46-12
Waseca Guyers	W	27-13
Martin Luther	W	35-16
St. Cloud State	W	40-26
Winona State	W	24-16
Rochester J.C.	W	26-21
St. Cloud State	W	31-28
Winona State	W	36-24
Rochester J.C.	W	19-13
Virginia J.C.	L	21-28
Totals		417-246

Head Coach: C.P. Blakeslee (79-32 - 9th year)

NOTE: Prior to the 1932-33 season, MSTC switched conference affiliation to the Minnesota Northern Teachers College Conference.

1932-33: 11-4 (6-2 MNTCC - 1st)
 MNTCC Champions

Opponent	W/L	Score
Concordia J.C.	W	47-27
Faribault All-Stars	L	34-38
St. Olaf	W	23-21
Gustavus Adolphus	L	23-38
Alumni	W	59-20
Augustana	W	46-27
St. Cloud State*	L	30-49
Winona State*	W	49-22
Martin Luther	W	24-23
Moorhead State*	W	37-28
St. Cloud State*	W	43-34
Winona State*	W	39-37
Bemidji State*	W	45-19
Duluth*	L	33-35
Gustavus Adolphus	W	29-24
Totals		561-442

Head Coach: C.P. Blakeslee (90-36 - 10th year)
 *MNTCC game

1933-34: 9-4 (6-2 MNTCC - 2nd)

Opponent	W/L	Score
Waseca Guyers	W	29-23
Augustana	L	28-34
Alumni	W	40-25
Gustavus Adolphus	W	26-20
Bemidji State*	W	30-18
Winona State*	W	25-21
Moorhead State*	L	33-29
St. Cloud State*	W	33-35
Winona State*	W	31-28
Bemidji State*	W	35-23
Duluth*	L	28-31
Gustavus Adolphus	L	31-35
St. Cloud State*	W	38-37
Totals		407-359

Head Coach: C.P. Blakeslee (99-40 - 11th year)
 *MNTCC game

1934-35: 8-8 (2-6 MNTCC - 5th)

Opponent	W/L	Score
Martin Luther	W	44-20
Waseca Guyers	W	38-24
Augustana	W	31-30
Gustavus Adolphus	L	17-31
Bemidji State*	L	27-35
Moorhead State*	L	34-42
Winnebago Independent	W	55-24
Gustavus Adolphus	L	26-31
Bemidji State*	W	61-29
Winona State*	L	26-32
St. Cloud State*	L	26-45
Duluth*	L	26-45
St. Mary's	W	34-32
Winona State*	W	27-25
St. Mary's	W	38-28
St. Cloud State*	L	36-38
Totals		546-511

Head Coach: C.P. Blakeslee (107-48 - 12th year)
 *MNTCC game

1935-36: 3-10 (1-6 MNTCC - 6th)

Opponent	W/L	Score
Gustavus Adolphus	L	18-22
Augustana	L	26-42
St. Mary's	W	32-19
Bemidji State*	L	37-45
Waseca Guyers	W	55-30
Gustavus Adolphus	L	27-45
Winona State*	L	29-38
St. Mary's	L	24-31
St. Cloud State*	L	30-32
Moorhead State*	L	26-28
Bemidji State*	W	45-39
St. Cloud State*	L	22-45
Winona State*	L	22-27
Totals		393-443

Head Coach: C.P. Blakeslee (110-58 - 13th year)
 *MNTCC game

1936-37: 1-12 (1-7 MNTCC - 6th)

Opponent	W/L	Score
St. Mary's	L	35-41
Augustana	L	33-37
Macalester	L	25-41
Bemidji State*	L	53-25
Winona State*	L	29-39
St. Cloud State*	L	33-40
Duluth*	L	29-46
St. Mary's	L	35-41
Winona State*	L	37-45
Bemidji State*	L	35-53
Moorhead State*	L	32-38
St. Cloud State*	L	46-47
Waseca Guyers	L	28-35
Totals		450-528

Head Coach: C.P. Blakeslee (111-70 - 14th year)
 *MNTCC game

1937-38: 3-9 (1-5 MNTCC - 6th)

Opponent	W/L	Score
Bemidji State*	L	34-35
Winona State*	L	35-42
Duluth*	L	24-60
Moorhead State*	W	39-36
Winona State	W	48-31
St. Cloud State*	L	36-38
St. Cloud State*	L	26-42
St. Mary's	L	33-55
St. Mary's	L	30-39
Macalester	L	28-35
Augustana	W	31-25
St. Thomas	L	33-42
Totals		397-480

Head Coach: C.P. Blakeslee (114-79 - 15th year)
 *MNTCC game

1938-39: 9-6 (6-2 MNTCC - 2nd)

Opponent	W/L	Score
Waseca Guyers	W	51-36
St. Mary's	L	38-39
St. Thomas	L	29-36
Augsburg	L	26-44
Augustana	W	45-32
Winona State*	W	45-38
Bemidji State*	W	46-32
Moorhead State*	W	44-41
St. Cloud State*	L	55-66
Winona State*	L	53-54
Moorhead State*	W	52-39
Duluth*	W	38-37
St. Cloud State*	W	37-30
Gustavus Adolphus	W	47-45
St. Mary's	L	24-34
Totals		630-603

Head Coach: C.P. Blakeslee (123-85 - 16th year)
 *MNTCC game



JIM CLARK
 • 1939-40 to 1944-45
 (5 seasons)
 • 27-41 (.397)

1939-40: 3-10 (3-5 MNTCC - 4th)

Opponent	W/L	Score
Hamline	L	34-36
Gustavus Adolphus	L	24-34
St. Thomas	L	30-31
Augustana	L	41-33
Winona State*	L	35-43
Moorhead State*	W	46-37
Bemidji State*	L	26-37
Winona State*	W	32-30
Duluth*	L	27-38
Duluth*	W	33-27
St. Cloud State*	L	38-48
St. Cloud State*	L	39-41
Gustavus Adolphus	L	38-61
Totals		443-506

Head Coach: Jim Clark (3-10 - 1st year)
 *MNTCC game

1940-41: 7-8 (4-6 MNTCC - 4th)

Opponent	W/L	Score
Hamline	L	14-61
St. Thomas	W	33-26
St. Olaf	W	41-33
Gustavus Adolphus	W	36-31
Winona State*	W	51-37
St. Cloud State*	L	35-46
Moorhead State*	L	32-53
St. Cloud State*	L	34-47
Bemidji State*	L	40-46
Duluth*	L	30-39
Bemidji State*	L	30-40
Winona State*	W	47-42
Gustavus Adolphus	W	33-31
Duluth*	L	32-35
Moorhead State*	W	43-31
Totals		531-578

Head Coach: Jim Clark (10-18 - 2nd year)
 *MNTCC game

1941-42: 7-9 (5-5 MNTCC - Tied for 3rd)

Opponent	W/L	Score
St. Olaf	W	30-46
St. Thomas	W	33-21
Hamline	L	37-42
Gustavus Adolphus	L	36-38
Winona State*	W	63-48
Augsburg	W	56-43
Gustavus Adolphus	L	38-61
Winona State*	W	35-24
Duluth*	W	40-29
Moorhead State*	W	54-43
St. Cloud State*	L	37-46
Moorhead State*	L	49-50
Bemidji State*	L	36-38
Bemidji State*	L	27-38
Duluth*	L	32-35
St. Cloud State*	W	48-37
Totals		661-639

Head Coach: Jim Clark (17-27 - 3rd year)
 *MNTCC game

1942-43: 5-8 (3-2 MNTCC - 3rd)

Opponent	W/L	Score
Bemidji State	L	28-32
Gustavus Adolphus	L	33-42
St. Cloud State*	L	37-48
Winona State*	W	45-41
Moorhead State*	W	53-52
Duluth*	L	40-42
Winona State*	W	50-44
St. Olaf	W	36-29
Hamline	L	27-62
St. Thomas	L	29-49
Macalester	L	49-51
Gustavus Adolphus	L	25-37
Augsburg	W	45-38
Totals		497-567

Head Coach: Jim Clark (22-35 - 4th year)
 *MNTCC game

NOTE: No records are available for the 1943-44 season.

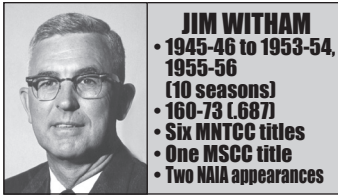
1944-45: 5-6

Opponent	W/L	Score
Hamline	L	26-63
Macalester	L	40-48
Moorhead State	W	46-35
Eau Claire	L	34-42
St. Olaf	L	30-37
Hamline	L	27-58
Bemidji State	W	51-44
Macalester	W	41-40
Bemidji State	L	

2012-13 MINNESOTA STATE MEN'S BASKETBALL



MSU Year-By-Year Results



JIM WITHAM
 • 1945-46 to 1953-54, 1955-56
 (10 seasons)
 • 160-73 (L687)
 • Six MNTCC titles
 • One MSCC title
 • Two NAIA appearances

1945-46: 9-5 (5-1 MNTCC - 2nd)

Opponent	W/L	Score
Augsburg	L	39-43
Macalester	L	35-37
St. Olaf	L	62-39
Eau Claire	L	59-60
Augsburg	L	38-41
Macalester	L	61-47
Winona State*	L	74-36
St. John's	L	50-35
St. John's	L	59-30
Winona State*	L	58-30
Moorhead State*	L	63-30
St. Cloud State*	L	44-46
Duluth*	L	56-34
Bemidji State*	L	38-36
Totals		736-544

Head Coach: Jim Witham (9-5 - 1st year)
 *MNTCC game

1946-47: 17-4 (5-2 MNTCC - 1st)

Opponent	W/L	Score
St. Thomas	L	53-49
Macalester	L	52-45
St. Olaf	L	43-22
Winona State*	L	53-51
Macalester	L	49-38
Augsburg	L	57-45
Winona State*	L	52-45
Augsburg	L	76-35
St. Cloud State*	L	63-53
Moorhead State*	L	38-43
St. Cloud State*	L	49-51
Duluth*	L	68-35
Bemidji State*	L	62-47
Gustavus Adolphus	L	56-62
Gustavus Adolphus	L	51-48
Rock Springs^	L	69-53
Loras^	L	71-63
DePaulu^	L	65-54
Southeastern Oklahoma^	L	50-44
Arizona State-Flagstaff^	L	52-46
Marshall^	L	59-78
Totals		1188-1007

Head Coach: Jim Witham (26-9 - 2nd year)
 *MNTCC game
 ^NAIA Playoff Game

1947-48: 16-11 (8-2 MNTCC - 1st)

Opponent	W/L	Score
St. Thomas	L	41-52
Augsburg	L	42-37
Macalester	L	40-50
South Dakota	L	40-44
Augsburg	L	39-46
Macalester	L	75-46
Luther	L	50-58
Simpson	L	54-40
Iowa State T.C.	L	59-68
River Falls	L	57-54
Winona State*	L	66-35
Bemidji State*	L	59-52
South Dakota State	L	43-55
Bemidji State*	L	47-52
Minnesota-Duluth*	L	35-47
Gustavus Adolphus	L	50-40
Moorhead State*	L	59-52
Minnesota-Duluth*	L	58-42
St. Cloud State*	L	52-49
Moorhead State*	L	69-50
St. Cloud State*	L	58-48
Winona State*	L	67-38
Gustavus Adolphus	L	40-37
Hamline	L	49-73
Denver^	L	49-46
Arizona State-Flagstaff^	L	54-53
Xavier^	L	50-62
Totals		1402-1326

Head Coach: Jim Witham (42-20 - 3rd year)
 *MNTCC game
 ^NAIA Playoff Game

1948-49: 13-6 (8-1 MNTCC - 1st)

Opponent	W/L	Score
Augsburg	L	53-37
Macalester	L	43-23
St. Thomas	L	42-62
South Dakota State	L	62-47
Valley City State	L	72-43
Iowa State T.C.	L	52-56
River Falls	L	56-63
Winona State*	L	65-31
Augsburg	L	49-37
St. Cloud State*	L	50-45
St. Cloud State*	L	52-45
Moorhead State*	L	48-50
Minnesota-Duluth*	L	54-41
Detroit	L	41-70

Moorhead State*	L	64-50
Minnesota-Duluth*	L	66-50
Bemidji State*	L	58-43
Bemidji State*	L	80-51
St. Thomas	L	55-56
Totals		1062-900

*MNTCC game
 Head Coach: Jim Witham (55-26 - 4th year)

1949-50: 18-4 (5-1MNTCC - 1st)

Opponent	W/L	Score
Wayne State (Neb.)	L	61-38
Westmar	L	60-44
St. Thomas	L	66-71
St. John's	L	59-51
Macalester	L	51-39
Augsburg	L	44-55
St. Olaf	L	67-43
Gustavus Adolphus	L	54-33
Maryville (Mo.)	L	48-45
Washburn	L	74-45
River Falls	L	56-42
LaCrosse	L	40-49
Gustavus Adolphus	L	44-38
Moorhead State*	L	62-51
St. Cloud State*	L	59-43
Augsburg	L	65-44
Winona State*	L	42-43
Gustavus Adolphus	L	52-32
Bemidji State*	L	57-45
Moorhead State*	L	53-49
Valley City State	L	67-66
Winona State*	L	71-44
Totals		1252-1010

Head Coach: Jim Witham (73-30 - 5th year)
 *MNTCC game

1950-51: 15-12 (5-3 MNTCC - Tied for 1st)

Opponent	W/L	Score
St. John's	L	56-55
Gustavus Adolphus	L	53-58
St. Thomas	L	59-50
South Dakota State	L	57-50
Iowa State T.C.	L	39-57
Peoria Caterpillars	L	44-65
Regis	L	58-61
Michigan Tech	L	74-67
Minnesota-Duluth	L	49-51
Gustavus Adolphus	L	81-77
Emporia State	L	52-58
St. Mary's	L	57-51
LaCrosse	L	77-78
St. John's	L	65-64
Macalester	L	73-43
Winona State*	L	59-53
Bemidji State*	L	59-53
Moorhead State*	L	67-63
St. Cloud State*	L	67-69
Gustavus Adolphus	L	59-62
Bemidji State*	L	47-49
Moorhead State*	L	91-68
St. Cloud State*	L	73-71
Alumni	L	84-64
Winona State*	L	50-53
St. John's	L	56-55
Gustavus Adolphus	L	53-58
Totals		1674-1583

Head Coach: Jim Witham (88-42 - 6th year)
 *MNTCC game

1951-52: 14-6 (6-2 MNTCC - 2nd)

Opponent	W/L	Score
North Dakota State	L	52-48
Minnesota-Duluth	L	84-54
Iowa State T.C.	L	56-58
Gustavus Adolphus	L	64-57
Fort Hays State	L	65-106
Emporia State	L	68-66
Kearney State	L	66-68
Huron	L	87-81
Buena Vista	L	48-45
Morningside	L	70-50
Wayne State (Neb.)	L	76-68
Moorhead State*	L	76-37
Winona State*	L	76-61
Gustavus Adolphus	L	50-57
St. Cloud State*	L	46-72
Bemidji State*	L	82-73
Bemidji State*	L	58-73
Moorhead State*	L	83-51
St. Cloud State*	L	84-63
Winona State*	L	72-63
Totals		1363-1251

Head Coach: Jim Witham (102-48 - 7th year)
 *MNTCC game

1952-53: 22-6 (13-2 MNTCC - 1st)

Opponent	W/L	Score
St. Thomas	L	68-70
Gustavus Adolphus	L	68-71
St. Olaf	L	80-68
Buena Vista	L	50-49
Iowa State T.C.	L	77-41
South Dakota State	L	79-68
Bemidji State*	L	72-70
Bemidji State*	L	63-75
Augustana	L	97-61
South Dakota State	L	70-55
St. Cloud State*	L	77-67
Bemidji State*	L	66-63
Moorhead State*	L	91-49
Moorhead State*	L	74-53

Winona State*	L	62-49
St. Thomas	L	65-71
Buena Vista	L	85-45
Gustavus Adolphus	L	63-55
St. Cloud State*	L	69-64
St. Cloud State*	L	72-70
Bemidji State*	L	67-59
Bemidji State*	L	84-69
Moorhead State*	L	68-56
Moorhead State*	L	82-75
St. Cloud State*	L	60-90
St. Olaf	L	93-88
Winona State*	L	72-64
Hamline	L	72-74
Totals		2046-1789

Head Coach: Jim Witham (124-54 - 8th year)
 *MNTCC game

NOTE: Prior to the 1953-54 season, the MNTCC changed its name to the Minnesota State College Conference.

1953-54: 21-9 (9-4 MSCC - 1st)

Opponent	W/L	Score
Alumni	L	100-66
LaCrosse	L	82-42
St. Olaf	L	70-74
South Dakota State	L	67-57
South Dakota State	L	70-58
Gustavus Adolphus	L	73-54
Hastings	L	76-58
Nebraska Wesleyan	L	76-60
Moorhead State*	L	52-50
North Dakota	L	80-67
St. Cloud State*	L	62-72
Bemidji State*	L	74-63
LaCrosse	L	84-80
St. Thomas	L	59-76
Moorhead State*	L	70-50
St. Olaf	L	82-85
Moorhead State*	L	70-58
Winona State*	L	58-65
Bemidji State*	L	62-65
Gustavus Adolphus	L	54-74
St. Cloud State*	L	69-60
St. Olaf	L	67-66
Bemidji State*	L	63-53
St. Cloud State*	L	94-66
Gustavus Adolphus	L	64-69
Iowa State T.C.	L	66-57
Winona State*	L	71-46
Bemidji State*	L	62-53
Gustavus Adolphus	L	61-64
Totals		2100-1810

Head Coach: Jim Witham (145-63 - 9th year)
 *MSCC game

BOB OTTO
 • 1954-55
 (1 season)
 • 18-4 (L818)
 • One MSCC title

1954-55: 18-4 (7-1 MSCC - 1st)

Opponent	W/L	Score
St. Thomas	L	62-59
LaCrosse	L	91-76
Huron	L	82-65
North Dakota State	L	82-64
Huron	L	83-67
South Dakota	L	85-58
Minnesota-Duluth	L	81-79
Superior	L	94-73
Moorhead State*	L	87-55
South Dakota State	L	92-72
Winona State*	L	88-55
Gustavus Adolphus	L	69-72
Bemidji State*	L	91-81
Gustavus Adolphus	L	62-72
St. Cloud State*	L	79-71
St. Olaf	L	82-71
Moorhead State*	L	81-58
Bemidji State*	L	78-63
St. Cloud State*	L	77-78
St. Olaf	L	78-71
Winona State*	L	67-62
Gustavus Adolphus	L	50-63
Totals		1741-1485

Head Coach: Bob Otto (18-4 - 1st year)
 *MSCC game

BILL MORRIS
 • 1956-57 to 1966-67
 (11 seasons)
 • 134-112 (L545)
 • Two MSCC titles
 • One NCAA appearance

Opponent	W/L	Score
St. Mary's	L	61-67
LaCrosse	L	72-59
St. Thomas	L	62-65
River Falls	L	87-71
Huron	L	90-64
LaCrosse	L	68-84
North Dakota State	L	62-77
Central	L	79-50
South Dakota State	L	85-63
Concordia (Moorhead)	L	77-50
Moorhead State*	L	75-82
Loras	L	68-69
Augsburg	L	90-71
Bemidji State*	L	86-70
St. Cloud State*	L	66-75
Winona State*	L	66-59
Winona State*	L	72-53
Moorhead State*	L	85-78
Bemidji State*	L	81-67
Augsburg	L	91-102
Winona State*	L	95-76
St. Cloud State*	L	78-73
St. Cloud State*	L	92-78
Gustavus Adolphus	L	58-60
Totals		1933-1755

Head Coach: Jim Witham (160-73 - 10th year)
 *MSCC game

Opponent	W/L	Score
Alumni	L	86-83
St. Mary's	L	72-78
Indiana State	L	62-85
Anderson	L	55-74
Central	L	58-57
River Falls	L	84-77
South Dakota State	L	68-90
North Dakota State	L	47-62
Warburg	L	60-78
Luther	L	69-58
Moorhead State*	L	77-69
Westmar	L	77-64
Bemidji State*	L	63-74
St. Cloud State*	L	74-75
Loras	L	79-69
Winona State*	L	89-74
Moorhead State*	L	87-78
Westmar	L	80-53
St. Cloud State*	L	69-79
Bemidji State*	L	68-70
River Falls	L	80-94
Winona State*	L	73-84
Totals		1587-1625

Head Coach: Bill Morris (10-12 - 1st year)
 *MSCC game

NOTE: Mankato State Teachers College became known as Mankato State College prior to the 1957-58.

Opponent	W/L	Score
St. John's	L	60-73
Augustana	L	83-70
St. Norbert's	L	73-92
South Dakota State	L	54-74
Westmar	L	72-64
Iowa State T.C.	L	55-65
Luther	L	73-68
Winona State*	L	51-46
Bemidji State*	L	55-69
Moorhead State*	L	67-80
River Falls	L	69-61
Bemidji State*	L	81-65
St. Cloud State*	L	73-74
Gustavus Adolphus	L	61-74
Winona State*	L	89-69
Iowa State T.C.	L	56-62
Moorhead State*	L	59-63
Omaha	L	62-60
St. Cloud State*	L	60-72
River Falls	L	82-75
Westmar	L	85-72
Totals		1420-1448

Head Coach: Bill Morris (20-23 - 2nd year)
 *MSCC game

1958-59: 7-15 (4-6 MSCC - Tied for 3rd)

Opponent	W/L	Score
St. John's	L	80-68
Oshkosh	L	62-61
St. Norbert's	L	78-80
River Falls	L	63-62
South Dakota	L	52-62
Augustana	L	78-83
Iowa State T.C.	L	59-65
Morningside	L	67-76
Omaha	L	63-66
River Falls	L	65-77
Winona State*	L	72-67
Bemidji State		



2012-13 MINNESOTA STATE MEN'S BASKETBALL

Year-By-Year Results



Minnesota State won a Minnesota State College Conference Championship in 1961. Pictured above (from left to right) is Forrest Meyeraan, Norb Walter, Dale Owen, John Schultz, Al Iverson, and head coach Bill Morris.

Totals 1573-1633
Head Coach: Bill Morris (27-38 - 3rd year)
*MSCC game

1959-60: 15-7 (9-1 MSCC - Tied for 1st)

Opponent	W/L	Score
Oshkosh	W	84-75
Morningside	W	78-63
River Falls	W	75-68
Winona State*	W	66-60
Augustana	W	67-40
Dakota Wesleyan	W	84-72
Regis	L	53-55
Iowa State T.C.	L	60-66
Moorhead State*	W	77-50
River Falls	W	81-55
Michigan Tech*	W	60-56
Northern Michigan	L	75-84
South Dakota State	L	73-85
St. Cloud State*	L	72-88
Bemidji State*	W	104-76
St. Cloud State*	W	97-77
Michigan Tech*	W	88-71
LaCrosse	L	64-74
Winona State*	W	100-61
Moorhead State*	W	80-58
Bemidji State*	W	88-80
Hamline	L	62-76
Totals		1688-1490

Head Coach: Bill Morris (42-45 - 4th year)
*MSCC game

1960-61: 20-5 (9-1 MSCC - 1st)

Opponent	W/L	Score
Minnesota-Duluth	L	56-63
Augustana	W	68-56
St. Cloud State*	W	55-50
Bethel	W	96-58
LaCrosse	W	75-69
North Dakota State	W	79-58
Morningside	W	81-63
South Dakota	L	75-77
Concordia (St. Paul)	W	78-66
Minnesota-Duluth	L	51-56
Macalester	W	69-62
Bemidji State*	W	74-63
Michigan Tech*	W	81-46
Winona State*	W	86-56
South Dakota State	L	74-81
Bemidji State*	W	72-59
Moorhead State*	W	63-59
Stout	W	85-46
Winona State*	L	100-51
St. Cloud State*	W	58-84
Michigan Tech*	W	90-55
Northern Michigan	W	66-64
Iowa State T.C.	W	81-59
River Falls	W	103-57
Moorhead State*	W	85-59
Totals		1901-1547

Head Coach: Bill Morris (62-50 - 5th year)
*MSCC game

1961-62: 10-10 (5-5 MSCC - 4th)

Opponent	W/L	Score
Augustana	W	60-68
Texas Lutheran	W	76-60
St. Cloud State*	L	66-79
Bethel	W	60-58
Bemidji State*	W	71-61
North Dakota State	L	69-76
Morningside	W	72-70
Michigan Tech*	W	74-63
Northern Michigan	L	73-94
Winona State*	L	77-81
Moorhead State*	W	55-54
Stout	L	70-82

Winona State*	W	72-71
River Falls	W	75-71
St. Cloud State*	L	61-81
Moorhead State*	L	55-63
South Dakota State	W	66-64
Michigan Tech*	W	82-76
Bemidji State*	L	55-58
State College of Iowa	L	74-84
Totals		1363-1414

Head Coach: Bill Morris (72-60 - 6th year)
*MSCC Game

1962-63: 17-8 (6-4 MSCC - 3rd)

Opponent	W/L	Score
Huron	W	82-68
St. Cloud State*	L	47-65
Augustana	L	63-70
Bemidji State*	W	82-74
Morningside	W	74-64
Northern Illinois	W	67-64
Southern State	W	93-57
Emporia State	L	66-92
Omaha	W	75-70
Michigan Tech*	L	71-73
LaCrosse	W	85-76
South Dakota State	L	61-69
Winona State*	W	75-57
Moorhead State*	W	74-42
Bemidji State*	W	91-79
Winona State*	W	88-67
St. Cloud State*	L	67-85
Northern Michigan	W	77-70
Moorhead State*	W	69-56
Stout	W	76-58
Northland	W	101-53
Michigan Tech*	L	74-87
State College of Iowa	W	79-62
South Dakota	W	66-46
Northern Illinois	L	52-57
Totals		1854-1665

Head Coach: Bill Morris (89-68 - 7th year)
*MSCC Game

NOTE: Prior to the 1963-64 season, the MSCC changed its name to the Northern Intercollegiate Conference.

1963-64: 18-7 (8-2 NIC - 2nd)

Opponent	W/L	Score
South Dakota State	L	78-83
Northern Illinois	L	45-62
State College of Iowa	L	58-71
Augustana	W	88-63
Superior	W	71-53
Morningside	W	85-75
Omaha	W	87-71
Hastings	W	69-59
Emporia State	W	77-58
Bemidji State*	W	62-61
Moorhead State*	W	79-62
Winona State*	L	67-70
Michigan Tech*	W	86-76
Northern Michigan	L	79-82
Moorhead State*	W	76-66
Winona State*	W	63-56
State College of Iowa	L	79-82
St. Cloud State*	L	76-101
Stout	W	99-84
Bemidji State*	W	104-79
St. Cloud State*	W	91-70
Michigan Tech*	W	89-66
Northland	W	102-76
Nebraska Wesleyan#	W	87-72
State College of Iowa#	L	65-71
Totals		1962-1769

Head Coach: Bill Morris (107-75 - 8th year)
*NIC Game
#NCAA Playoff Game


Opponent	W/L	Score
Lincoln	W	81-77
State College of Iowa	W	64-62
Morningside	L	75-88
South Dakota State	W	85-74
Augustana	W	76-63
LaCrosse	L	82-99
Northern Illinois	L	75-82
Indiana State	W	2-0#
Eastern Montana	L	64-74
Southern State	W	88-62
Winona State*	W	85-76
Michigan Tech*	W	104-57
St. Cloud State*	W	63-60
Bemidji State*	L	75-86
Western Illinois	L	66-83
Michigan Tech*	W	78-74
Northern Michigan	L	82-96
Moorhead State*	L	66-86
St. Cloud State*	L	54-56
Bemidji State*	W	107-91
Winona State*	W	93-72
Moorhead State*	L	79-86
Northern Illinois	W	108-76
Totals		1752-1680

Head Coach: Bill Morris (120-85 - 9th year)
*NIC Game
#Forfeit

1965-66: 8-13 (5-5 NIC - 4th)

Opponent	W/L	Score
State College of Iowa	W	56-52
Augustana	L	61-62
Hamline	L	67-74
South Dakota State	L	59-93
Morningside	L	66-67
Lincoln	L	80-120
North Dakota State#	L	57-79
South Dakota State#	L	61-82
Morningside#	W	71-66
Southern State	W	79-49
Michigan Tech*	W	91-69
Moorhead State*	W	78-68
Michigan Tech*	W	66-51
Winona State*	W	67-58
Bemidji State*	L	86-91
Moorhead State*	L	89-90
Winona State*	W	68-67
St. Cloud State*	W	73-92
Western Illinois	L	78-88
St. Cloud State*	L	65-78
Bemidji State*	L	76-83
Totals		1494-1579

Head Coach: Bill Morris (128-98 - 10th year)
*NIC Game
#NCC Tournament Game



ART OLLRICH
• 1967-68 to 1968-69
(2 seasons)
• 9-38 (191)

1966-67: 6-14 (3-9 NIC - 6th)

Opponent	W/L	Score
Hamline	L	63-72
Minnesota-Duluth	L	56-76
Augustana	L	75-84
South Dakota State	L	83-96
State College of Iowa	W	64-62
Morningside	L	76-104
Michigan Tech*	W	71-68
Moorhead State*	L	79-84
Minnesota-Morris*	L	72-94
Winona State*	L	55-58
Moorhead State*	L	46-62
Bemidji State*	L	72-75
Minnesota-Morris*	L	73-93
Winona State*	W	77-73
St. Cloud State*	L	57-77
Eastern Illinois	W	78-76
Illinois T.C.	W	84-59
St. Cloud State*	L	53-61
Bemidji State*	L	69-72
Michigan Tech*	W	93-57
Totals		1376-1503

Head Coach: Bill Morris (134-112 - 11th year)
*NIC Game

1967-68: 8-14 (5-7 NIC - Tied for 5th)

Opponent	W/L	Score
Northern Iowa	L	67-97
South Dakota State	L	91-92
Kearney State	W	81-68
St. Thomas	L	69-92
Morningside	W	93-80
Minnesota-Duluth	L	78-98
Midwestern	L	99-103
Winona State*	W	88-90
Minnesota-Morris*	L	76-78
Bemidji State*	L	73-80
Moorhead State*	W	66-62
Illinois State	L	92-109
St. Cloud State*	L	52-88

Minnesota-Morris*	L	87-89
Illinois T.C.	L	66-95
Michigan Tech*	W	91-89
Moorhead State*	W	70-62
Eastern Illinois	W	85-79
St. Cloud State*	L	58-70
Winona State*	L	68-70
Michigan Tech*	W	85-82
Totals		1720-1840

Head Coach: Art Ollrich (8-14 - 1st year)
*NIC Game

1968-69: 1-24 (0-12 NIC - 7th)

Opponent	W/L	Score
South Dakota State	L	54-101
South Dakota	L	54-89
Kearney State	L	74-105
Hastings	L	61-84
Augustana	L	70-82
Midwestern	W	85-63
South Dakota State#	L	54-93
Augustana#	L	75-98
Morningside#	L	77-99
Bemidji State*	L	68-72
Moorhead State*	L	42-86
Michigan Tech*	L	72-88
Minnesota-Morris*	L	70-90
Bemidji State*	L	56-62
Illinois State	L	78-107
Winona State*	L	57-77
Moorhead State*	L	69-76
St. Thomas	L	77-90
Minnesota-Morris*	L	60-93
St. Cloud State*	L	59-75
Northern Iowa	L	66-80
Winona State*	L	49-76
St. Cloud State*	L	43-66
Eastern Illinois	L	68-81
Michigan Tech*	L	87-108
Totals		1538-2141

Head Coach: Art Ollrich (9-38 - 2nd year)
*NIC game
#NCC Tournament Game

NOTE: Prior to the 1969-70 season, MSC left the NIC to join the North Central Conference.



RED SEVERSON
• 1969-70 to 1972-73
(4 seasons)
• 42-61 (407)

1969-70: 7-19 (3-11 NCC - 8th)

Opponent	W/L	Score
Morningside*	W	64-57
Valley City State	L	56-71
North Dakota*	L	65-87
Southwest State	L	69-70
Gonzaga	L	52-69
Eastern Washington	L	57-61
Whitworth	L	65-82
Northern Iowa#	L	50-68
North Dakota State#	L	56-64
Augustana#	L	62-67
North Dakota*	L	52-54
Moorhead State	W	64-57
South Dakota*	L	61-77
North Dakota State*	L	63-72
South Dakota State*	L	50-60
Mayville State	W	70-51
Augustana*	L	47-59
Brian Cliff	W	73-69
South Dakota*	W	68-59
Bethel	W	57-53
North Dakota State*	L	63-79
Augustana*	W	69-54
Morningside*	L	61-66
Northern Iowa*	L	55-59
South Dakota State*	L	58-83
Totals		1566-1729

Head Coach: Red Severson (7-19 - 1st year)
*NCC Game
#NCC Preseason Tournament Game

1970-71: 14-12 (9-5 NCC - 3rd)

Opponent	W/L	Score
Iowa State	L	72-85
Idaho	L	66-73
Huron	W	79-61
Bethel	W	79-61
Northern State	W	65-59
Minnesota-Duluth	L	60-67
Morningside#	L	74-81
Northern Iowa#	W	84-78
South Dakota*	L	75-83
Northern Iowa*	W	84-78
South Dakota*	W	90-86
Morningside*	L	73-74
North Dakota*	L	64-79
North Dakota State*	L	82-91
Moorhead State	L	72-87
River Falls	W	85-70
South Dakota State*	L	75-77
Augustana*	W	66-64
South Dakota State*	L	75-76



2012-13 MINNESOTA STATE MEN'S BASKETBALL

Year-By-Year Results

1/28	at Morningside*	L	81-85
2/3	at Augustana*	L	82-91
2/4	at South Dakota State*	L	69-75
2/9	at Morningside*	L	97-99
2/11	at North Dakota State*	L	98-112
2/13	at North Dakota*	L	69-75
2/18	at St. Cloud State*	W	81-77
2/24	at Augustana*	L	96-94
2/25	at South Dakota State*	L	76-79
2/28	at South Dakota*	L	70-80

Totals.....2184-2096
 Head Coach: Butch Raymond (164-133 - 11th year)
 *NCC Game
 #NCC Preseason Tournament Game
 ^Tip-Off Tournament Game



DAN MCCARRELL
 • 1984-85 to 2000-01
 (17 seasons)
 • 284-189 (600)

1984-85: 17-11 (9-9 NCC - Tied for 4th)

Date	Opponent	W/L	Score
11/16	Yankton#	W	80-73
11/17	Albion#	W	90-74
11/20	at St. Thomas	W	77-63
11/24	at Wisconsin-River Falls	L	98-70
11/27	at Iowa State	L	57-93
12/8	Southwest State	W	92-75
12/11	at Calif. State-Sacramento	W	99-81
12/15	at Augsburg	W	86-74
12/28	vs. Rockhurst	L	86-82
12/29	at Wisconsin-Eau Claire	L	57-75
1/4	North Dakota State*	L	71-80
1/5	North Dakota*	L	47-64
1/11	at Nebraska-Omaha*	W	58-54
1/12	at Northern Colorado*	L	70-75
1/18	South Dakota State*	L	48-53
1/19	Augustana*	L	82-75
1/22	at South Dakota*	W	75-74
1/26	at St. Cloud State*	W	78-64
2/1	at North Dakota State*	L	76-87
2/2	at North Dakota*	W	89-84
2/8	Nebraska-Omaha*	L	68-76
2/9	Northern Colorado*	W	91-58
2/14	at Augustana*	L	65-73
2/15	at South Dakota State*	L	63-76
2/19	at Morningside*	L	86-87
2/23	St. Cloud State*	W	82-74
3/1	Morningside*	W	72-68
3/2	South Dakota*	W	82-75

Totals.....2125-2061
 Head Coach: Dan McCarrell (17-11 - 1st year)
 *NCC Game
 #Tip-Off Tournament Game

1985-86: 15-16 (10-8 NCC - 4th)

Date	Opponent	W/L	Score
11/22	Clark^	W	107-59
11/23	Northern Michigan	L	69-78
11/27	at Northwest State	L	71-77
12/2	St. Thomas	W	70-44
12/10	at Alaska-Fairbanks	L	78-80
12/11	at Alaska-Fairbanks	L	89-79
12/13	at Alaska-Anchorage	L	66-73
12/14	at Alaska-Anchorage	L	62-71
12/16	at Fresno State	L	57-75
12/20	St. Olaf	W	98-73
12/27	vs. Nebraska-Omaha#	W	88-79
12/28	vs. St. Cloud State#	L	67-68
12/29	vs. North Dakota State#	L	57-58
1/2	at North Dakota State*	L	47-72
1/4	at North Dakota*	L	52-55
1/7	Morningside*	L	71-81
1/10	Nebraska-Omaha*	L	58-59
1/11	Northern Colorado*	W	81-74
1/17	at South Dakota State*	W	69-57
1/18	at Augustana*	L	71-93
1/25	St. Cloud State*	L	60-72
1/28	South Dakota*	W	68-60
1/31	North Dakota State*	W	81-67
2/1	North Dakota*	W	63-61
2/7	at Nebraska-Omaha*	L	63-75
2/8	at Northern Colorado*	W	80-76
2/14	South Dakota State*	W	64-57
2/15	Augustana*	W	62-58
2/22	at St. Cloud State*	L	71-77
2/28	at Morningside*	W	79-63
3/1	at South Dakota*	W	74-70

Totals.....2185-2146
 Head Coach: Dan McCarrell (32-27 - 2nd year)
 *NCC Game
 #NCC Preseason Tournament Game
 ^Tip-Off Tournament Game

1986-87: 13-15 (7-11 NCC - Tied for 7th)

Date	Opponent	W/L	Score
11/21	Northwestern (Minn.)^	W	96-68
11/22	St. John's	L	74-78
11/26	Southwest State	W	79-63
12/1	Gustavus Adolphus	W	85-73
12/9	Sioux Falls	W	97-89
12/15	at New Orleans	L	85-97
12/19	Dordt	L	96-83
12/27	vs. Augustana#	L	73-81

12/28	vs. Morningside#	W	63-62
12/29	vs. South Dakota State#	L	73-86
1/2	North Dakota*	W	64-59
1/3	North Dakota State*	W	100-62
1/9	at Northern Colorado*	L	76-81
1/10	at Nebraska-Omaha*	W	60-59
1/16	Augustana*	W	74-59
1/17	South Dakota State*	W	95-83
1/20	at Morningside*	L	72-77
1/24	at St. Cloud State*	L	77-85
1/30	at North Dakota*	L	67-83
1/30	at North Dakota State*	L	77-79
2/6	Northern Colorado*	W	68-45
2/7	Nebraska-Omaha*	L	61-62
2/10	at South Dakota*	L	69-84
2/14	at Augustana*	L	69-71
2/15	at South Dakota State*	L	84-86
2/21	St. Cloud State*	L	74-103
2/27	South Dakota*	W	81-70
2/28	Morningside*	L	65-80

Totals.....2149-2108
 Head Coach: Dan McCarrell (45-42 - 3rd year)
 *NCC Game
 #NCC Preseason Tournament Game
 ^Tip-Off Tournament Game

1987-88: 17-11 (8-10 NCC - Tied for 6th)

Date	Opponent	W/L	Score
11/20	Mount Mercy#	W	105-80
11/21	Wisconsin-Whitewater#	W	78-75
11/24	at Dordt	W	101-96
11/28	Sioux Falls	W	79-76
12/5	at Wisconsin-Milwaukee	W	67-59
12/10	at Southwest State	W	83-69
12/14	Winona State	L	74-68
12/19	at Northern Iowa	L	76-96
12/30	Gustavus Adolphus	W	93-84
1/3	Minnesota-Duluth	W	65-50
1/8	at North Dakota*	W	89-87
1/9	at North Dakota State*	L	61-76
1/15	South Dakota*	W	101-85
1/16	Nebraska-Omaha*	W	86-72
1/22	at Augustana*	L	86-103
1/23	at South Dakota State*	W	84-77
1/30	St. Cloud State*	L	78-85
2/2	Morningside*	W	89-77
2/5	North Dakota*	W	88-71
2/6	North Dakota State*	L	72-85
2/12	at South Dakota*	L	75-78
2/13	at Nebraska-Omaha*	L	78-88
2/19	Augustana*	W	97-70
2/20	South Dakota State*	L	77-84
2/27	at St. Cloud State*	L	81-85
2/29	Northern Colorado*	L	76-78
3/3	at Northern Colorado*	L	88-102
3/5	at Morningside*	W	98-94

Totals.....2325-2250
 Head Coach: Dan McCarrell (62-52 - 4th year)
 *NCC Game
 #Tip-Off Tournament Game

1988-89: 19-9 (12-6 NCC - 3rd)

Date	Opponent	W/L	Score
11/19	St. Olaf	W	83-55
11/26	Wisconsin-River Falls	W	87-65
12/6	Wisconsin-Milwaukee	W	93-74
12/10	at Winona State	W	84-68
12/13	at Gustavus Adolphus	W	75-71
12/15	at Minnesota-Duluth	W	72-71
12/19	at Tampa	L	69-73
12/28	vs. North Dakota State#	W	102-88
12/29	vs. Nebraska-Omaha#	L	70-71
12/30	vs. South Dakota State#	L	56-63
1/3	at Northern Colorado*	L	76-78
1/6	North Dakota State*	W	81-77
1/7	North Dakota*	W	78-69
1/13	at Nebraska-Omaha*	W	63-60
1/14	at South Dakota*	W	87-86
1/20	South Dakota State*	W	82-64
1/21	Augustana*	W	75-71
1/24	at Morningside*	W	89-78
1/28	at St. Cloud State*	W	64-63
2/3	at North Dakota State*	L	76-84
2/4	at North Dakota*	L	95-89
2/10	Nebraska-Omaha*	L	50-57
2/11	South Dakota*	L	51-68
2/17	at South Dakota State*	W	83-72
2/18	at Augustana*	L	74-96
2/25	St. Cloud State*	W	86-73
3/3	Morningside*	W	73-64
3/4	Northern Colorado*	W	86-77

Totals.....2160-2025
 Head Coach: Dan McCarrell (81-62 - 5th year)
 *NCC Game
 #NCC Preseason Tournament Game

1989-90: 20-10 (12-6 NCC - 3rd)

Date	Opponent	W/L	Score
11/18	at Wisconsin-Stout	W	92-80
11/25	Hamline	W	79-63
12/2	Southwest State	W	93-49
12/12	Dakota State	W	77-57
12/14	Minnesota-Duluth	W	68-60
12/20	Cal State-Bakersfield	L	75-85
12/28	vs. South Dakota#	L	55-80
12/29	vs. Northern Colorado#	W	66-52
12/30	vs. St. Cloud State#	L	70-85
1/5	at North Dakota*	L	64-73
1/6	at North Dakota State*	L	65-77
1/9	South Dakota*	W	69-55
1/12	Northern Colorado*	W	78-48
1/13	Nebraska-Omaha*	W	94-69
1/19	at Augustana*	W	83-69
1/20	at South Dakota State*	L	72-81
1/27	St. Cloud State*	W	63-57

1/20	Morningside*	W	85-71
2/2	North Dakota*	L	63-77
2/3	North Dakota State*	W	78-76
2/9	at Northern Colorado*	W	79-76
2/10	at Nebraska-Omaha*	L	64-71
2/16	Augustana*	L	54-57
2/17	South Dakota State*	W	67-64
2/24	at St. Cloud State*	W	87-78
3/2	at South Dakota*	W	59-58
3/3	at Morningside*	W	73-69
3/6	Northern Colorado*	W	66-56
3/6	vs. Nebraska-Omaha*	W	78-74
3/10	vs. South Dakota*	L	59-69

Totals.....2178-1893
 Head Coach: Dan McCarrell (101-72 - 6th year)
 *NCC Game
 #NCC Preseason Tournament Game
 ^NCC Postseason Tournament Game

1990-91: 16-12 (10-8 NCC - Tied for 3rd)

Date	Opponent	W/L	Score
11/16	Winona State*	W	71-47
11/17	Kentucky Wesleyan*	W	95-79
11/24	Viterbo	W	67-59
11/30	Wisconsin-Stout	W	102-82
12/12	at Southwest State	W	81-64
12/15	at Minnesota-Duluth	L	56-73
12/18	at Florida Southern	L	60-68
12/20	at St. Leo	L	87-91
12/29	Carleton	W	74-54
1/4	Morningside*	W	89-75
1/5	South Dakota*	W	76-62
1/11	at North Dakota State*	W	87-86
1/12	at North Dakota*	L	63-72
1/18	Nebraska-Omaha*	W	70-54
1/18	Northern Colorado*	W	95-63
1/25	at Augustana*	L	69-74
1/26	at South Dakota State*	L	69-76
2/2	at St. Cloud State*	W	108-106
2/5	at Morningside*	L	87-89
2/8	North Dakota*	L	54-69
2/9	North Dakota State*	W	87-82
2/15	at Northern Colorado*	W	83-79
2/16	at Nebraska-Omaha*	L	55-57
2/22	South Dakota State*	W	67-60
2/23	Augustana*	W	78-74
2/26	at South Dakota*	L	64-80
2/26	St. Cloud State*	L	64-67
3/5	Nebraska-Omaha#	L	59-62

Totals.....2117-2001
 Head Coach: Dan McCarrell (117-84 - 7th year)
 *NCC Game
 #NCC Postseason Tournament Game
 ^Tip-Off Tournament Game

1991-92: 17-11 (9-9 NCC - Tied for 5th)

Date	Opponent	W/L	Score
11/22	Wayne State (Neb.)^	W	78-61
11/23	Moorehead State	L	94-80
11/27	at Wisconsin-River Falls	L	76-82
11/30	Luther	W	93-47
12/9	Southwest State	W	86-74
12/14	Minnesota-Duluth	W	74-58
12/18	at Cal State-Hayward	W	65-59
12/20	at California Poly-SLO	W	81-58
12/29	Macalester	L	105-37
1/3	at South Dakota*	L	75-80
1/4	at Morningside*	L	63-65
1/10	North Dakota State*	W	72-67
1/11	North Dakota*	W	73-63
1/17	at Nebraska-Omaha*	W	70-59
1/18	at Northern Colorado*	W	62-57
1/24	Augustana*	L	86-97
1/25	South Dakota State*	L	59-67
2/1	St. Cloud State*	L	48-54
2/4	South Dakota*	L	75-77
2/7	at North Dakota*	L	70-80
2/8	at North Dakota State*	W	76-72
2/14	Northern Colorado*	W	93-69
2/15	Nebraska-Omaha*	W	64-56
2/18	Morningside*	W	88-72
2/21	at South Dakota State*	L	57-71
2/22	at Augustana*	W	95-76
2/28	at St. Cloud State*	L	58-63
3/4	vs. North Dakota#	L	66-69

Totals.....2102-1870
 Head Coach: Dan McCarrell (134-95 - 8th year)
 *NCC Game
 #NCC Postseason Tournament Game
 ^Tip-Off Tournament Game

1992-93: 18-9 (11-7 NCC - Tied for 3rd)

Date	Opponent	W/L	Score
11/27	Black Hills State	W	79-57
11/28	Ferris State*	W	74-73
12/5	Wisconsin-River Falls	W	67-51
12/9	at Minnesota-Duluth	L	63-68
12/12	at Wayne State (Neb.)	W	73-48
12/15	at Florida Atlantic	W	76-59
12/20	Bemidji State	W	81-64
12/30	Dakota Wesleyan	W	80-69
1/2	North Dakota*	L	65-76
1/3	North Dakota State*	L	73-71
1/8	at Morningside*	L	63-67
1/9	at South Dakota*	L	63-86
1/16	St. Cloud State*	W	80-88
1/19	at North Dakota*	L	74-80
1/22	Augustana*	W	59-49
1/23	South Dakota State*	W	94-76
1/29	at Nebraska-Omaha*	W	72-63
1/30	at Northern Colorado*	L	60-69
2/5	South Dakota*	L	68-77
2/6	Morningside*	W	76-54
2/9	at North Dakota State*	W	62-51
2/13	at St. Cloud State*	W	

2012-13 MINNESOTA STATE MEN'S BASKETBALL



BRESNAN ARENA WELLS FARGO CELLULAR ONE Year-By-Year Results

1996-97: 17-10 (10-8 NCC - Tied for 5th)

Date.....	Opponent.....	W/L.....	Score.....
11/22	Winona State#	W	77-62
11/23	Michigan Tech#	W	92-77
11/29	vs. Central Washington^	W	68-57
11/30	at Seattle Pacific^	L	63-72
12/6	Southwest State	W	81-67
12/9	Minnesota-Crookston	W	106-66
12/14	at Minnesota-Duluth	W	75-74
12/19	at Minnesota-Morris	L	79-85
12/21	Bemidji State	W	84-64
12/28	Augustana*	W	79-72
12/29	South Dakota State*	L	80-82
1/3	at Nebraska-Omaha*	W	77-63
1/4	at North Dakota*	W	82-80
1/10	North Dakota State*	W	72-65
1/11	North Dakota*	W	99-85
1/17	at Morningside*	L	88-93
1/18	at South Dakota*	W	105-103
1/25	St. Cloud State*	W	73-67
1/31	Northern Colorado*	L	73-79
2/1	Nebraska-Omaha*	W	82-79
2/7	at North Dakota*	W	96-78
2/8	at North Dakota State*	L	67-82
2/14	South Dakota*	L	60-74
2/15	Morningside*	L	81-88
2/22	at St. Cloud State*	L	73-74
2/28	at South Dakota State*	L	79-100
3/1	at Augustana*	W	85-79
Totals..... 2173-2067			
Head Coach: Dan McCarrell (217-147 - 13th year)			
*NCC Game			
#Tip-Off Tournament Game			
^Vitamilk Tip-Off Classic Game			

1997-98: 19-8 (11-7 NCC - 3rd)

Date.....	Opponent.....	W/L.....	Score.....
11/21	Moorhead State#	W	75-73
11/22	Central Arkansas#	W	88-80
11/26	Mount Senario	W	79-54
12/1	Dakota Wesleyan	W	77-66
12/6	at Winona State	W	70-60
12/9	at Minnesota-Crookston	W	89-74
12/13	Minnesota-Duluth	W	63-58
12/15	at Bemidji State	W	70-50
12/20	at Augustana*	L	62-74
12/21	at South Dakota State*	L	72-74
12/29	Southwest State	L	85-88 2ot
1/2	Nebraska-Omaha*	W	92-86
1/3	Northern Colorado*	W	78-69
1/9	at North Dakota State*	W	98-80
1/10	at North Dakota*	L	79-87
1/16	Morningside*	W	87-67
1/17	South Dakota*	W	80-68
1/24	at St. Cloud State*	W	81-73
1/30	at Northern Colorado*	W	76-74
1/31	at Nebraska-Omaha*	W	85-72
2/6	North Dakota*	W	86-52
2/7	North Dakota State*	L	69-76
2/13	at South Dakota*	L	69-76
2/14	at Morningside*	L	78-89
2/21	at St. Cloud State*	L	78-83
2/27	South Dakota State*	W	85-75
2/28	Augustana*	W	85-71
Totals..... 2152-1989			
Head Coach: Dan McCarrell (236-155 - 14th year)			
*NCC Game			
#Tip-Off Tournament Game			
NOTE: Mankato State University became known as Minnesota State University, Mankato in 1998.			

1998-99: 16-11 (9-9 NCC - Tied for 4th)

Date.....	Opponent.....	W/L.....	Score.....
11/14	Bemidji State	W	84-52
11/20	Chadron State#	W	75-61
11/21	Truman State#	L	58-81
11/24	Wisconsin-Oshkosh	W	73-56
11/28	Minnesota-Crookston	W	90-69
12/5	at Southwest State	W	75-64
12/7	Winona State	W	78-61
12/9	Wayne State (Neb.)	L	56-71
12/12	at Minnesota-Duluth	L	64-61
12/20	at St. Cloud State*	W	63-87
1/2	at Augustana*	L	82-69
1/3	at South Dakota State*	L	74-76
1/8	Nebraska-Omaha*	W	82-68
1/9	Northern Colorado*	W	56-54
1/15	at North Dakota State*	W	69-67
1/16	at North Dakota*	W	100-83
1/22	Morningside*	L	94-96
1/23	South Dakota*	L	91-93
1/29	South Dakota State*	L	72-74
1/30	Augustana*	W	87-83
1/31	at Northern Colorado*	W	73-70
2/6	at Nebraska-Omaha*	W	65-64
2/12	at North Dakota*	W	75-85
2/13	North Dakota State*	W	63-61
2/19	at South Dakota*	L	61-78
2/20	at Morningside*	L	53-65
2/27	St. Cloud State*	L	68-82
Totals..... 1981-1932			
Head Coach: Dan McCarrell (252-166 - 15th year)			
*NCC Game			
#Tip-Off Tournament Game			

1999-2000: 15-12 (8-10 NCC - 7th)

Date.....	Opponent.....	W/L.....	Score.....
11/19	Chadron State#	W	90-77
11/20	St. Xavier#	W	84-74
11/24	Minnesota-Duluth	W	91-82
11/27	Southwest State	L	63-71
11/30	at Bemidji State	W	78-69
12/4	at Wayne State (Neb.)	L	72-87
12/7	Concordia (St. Paul)	W	86-65
12/20	Winona State	W	82-62

2000-01: 17-11 (9-9 NCC - Tied for 5th)

Date.....	Opponent.....	W/L.....	Score.....
11/17	Bellevue#	W	79-59
11/18	Grand Valley State#	W	79-74
11/21	at Southwest State	W	63-59
11/25	Sioux Falls	W	105-74
11/29	Mount Senario	W	100-54
12/2	at Minnesota-Duluth	W	90-83
12/8	at South Dakota*	L	57-80
12/9	at Morningside*	L	56-66
12/17	Dakota Wesleyan	W	97-44
12/20	at Concordia (St. Paul)	L	65-67
12/30	St. Cloud State*	L	71-77
1/5	Augustana*	W	75-58
1/6	South Dakota State*	L	69-83
1/12	at Nebraska-Omaha*	W	81-64
1/13	at Northern Colorado*	L	75-88
1/19	North Dakota State*	W	76-56
1/20	North Dakota*	W	76-70
1/27	at St. Cloud State*	L	61-75
2/2	at South Dakota State*	L	66-72
2/3	at Augustana*	L	66-70
2/9	Northern Colorado*	W	71-66
2/10	Nebraska-Omaha*	W	76-58
2/16	at North Dakota*	W	88-79
2/17	at North Dakota State*	L	66-78
2/23	Morningside*	W	83-73
2/24	South Dakota*	W	62-56
2/27	at Morningside^	L	91-72
3/2	at South Dakota*	L	45-71
Totals..... 2089-1926			
Head Coach: Dan McCarrell (284-189 - 17th year)			
*NCC Game			
#Pepsi Tip-Off Tournament Game			
^Wells Fargo Finals Game			

2000-01: 17-11 (9-9 NCC - Tied for 5th)

Date.....	Opponent.....	W/L.....	Score.....
11/17	Bellevue#	W	79-59
11/18	Grand Valley State#	W	79-74
11/21	at Southwest State	W	63-59
11/25	Sioux Falls	W	105-74
11/29	Mount Senario	W	100-54
12/2	at Minnesota-Duluth	W	90-83
12/8	at South Dakota*	L	57-80
12/9	at Morningside*	L	56-66
12/17	Dakota Wesleyan	W	97-44
12/20	at Concordia (St. Paul)	L	65-67
12/30	St. Cloud State*	L	71-77
1/5	Augustana*	W	75-58
1/6	South Dakota State*	L	69-83
1/12	at Nebraska-Omaha*	W	81-64
1/13	at Northern Colorado*	L	75-88
1/19	North Dakota State*	W	76-56
1/20	North Dakota*	W	76-70
1/27	at St. Cloud State*	L	61-75
2/2	at South Dakota State*	L	66-72
2/3	at Augustana*	L	66-70
2/9	Northern Colorado*	W	71-66
2/10	Nebraska-Omaha*	W	76-58
2/16	at North Dakota*	W	88-79
2/17	at North Dakota State*	L	66-78
2/23	Morningside*	W	83-73
2/24	South Dakota*	W	62-56
2/27	at Morningside^	L	91-72
3/2	at South Dakota*	L	45-71
Totals..... 2089-1926			
Head Coach: Dan McCarrell (284-189 - 17th year)			
*NCC Game			
#Pepsi Tip-Off Tournament Game			
^Wells Fargo Finals Game			



MATT MARGENTHALER
• 2001-02 to Present (11 seasons)
• 226-105 (1.682)
• Seven NCAA appearances

2001-02: 9-17 (5-13 NCC - Tied for 8th)

Date.....	Opponent.....	W/L.....	Score.....
11/16	Wisconsin-Parkside#	L	76-86
11/17	Truman State#	W	92-60
11/21	at Sioux Falls	L	76-85
11/24	Southwest State	L	84-88
12/1	at Winona State	W	84-73
12/7	Morningside*	W	78-55
12/8	South Dakota*	L	72-80
12/12	Viterbo	W	100-75
12/15	at Minnesota-Duluth	L	65-88
12/19	Concordia (St. Paul)	W	76-59
12/30	at St. Cloud State*	L	64-85
1/4	at Augustana*	L	69-82
1/5	at South Dakota State*	L	66-97
1/11	Nebraska-Omaha*	L	77-59
1/12	Northern Colorado*	W	81-79
1/18	at North Dakota State*	W	66-65
1/19	at North Dakota*	L	72-78
1/26	St. Cloud State*	L	78-81
2/1	South Dakota State*	L	76-87
2/2	Augustana*	L	60-66
2/8	at Northern Colorado*	L	88-104
2/9	at Nebraska-Omaha*	L	61-73
2/15	North Dakota*	L	78-87
2/16	North Dakota State*	W	89-79
2/22	at South Dakota*	L	53-94
2/23	at Morningside*	L	67-73
Totals..... 1948-2038			
Head Coach: Matt Margenthaler (9-17 - 1st year)			
*NCC Game			
#Pepsi Tip-Off Tournament Game			

2002-03: 15-13 (6-10 NCC - 7th)

Date.....	Opponent.....	W/L.....	Score.....
11/22	Winona State#	W	100-75
11/23	Wisconsin-Stout#	W	84-80
11/27	Upper Iowa	W	83-69
11/30	at Minnesota-Crookston	W	83-73
12/4	Minnesota-Duluth	W	81-65
12/6	vs. Wayne State (Neb.)^	W	66-55
12/7	at Southwest State^	L	53-70

2003-04: 18-10 (7-7 NCC - T-4th)

Date.....	Opponent.....	W/L.....	Score.....
11/21	Southwest Minn. State#	W	96-86
11/22	Minnesota Duluth#	W	87-80
11/25	at Winona State	L	68-85
11/29	Rockford	L	72-57
12/3	Concordia-St. Paul	W	93-75
12/6	Minnesota-Crookston	W	79-53
12/10	Rockhurst	W	95-81
12/14	William Penn	W	97-59
12/18	vs. TAMU-Kingsville^	L	86-98
12/19	at Incarnate Word^	W	85-79
12/29	Sioux Falls	W	81-72
12/30	Carleton	W	72-62
1/5	at Minnesota-Morris	W	95-66
1/9	North Dakota*	W	73-62
1/10	North Dakota State*	L	70-75
1/16	South Dakota State*	W	102-84
1/17	Augustana*	W	108-79
1/23	at South Dakota*	L	86-95
1/24	at Nebraska-Omaha*	W	102-93
1/31	at St. Cloud State*	L	94-98
2/7	St. Cloud State*	L	56-72
2/13	Nebraska-Omaha*	W	86-74
2/14	South Dakota*	L	78-82
2/20	at Augustana*	L	67-71
2/21	at North Dakota State*	L	88-90
2/27	at North Dakota*	W	81-77
2/28	at South Dakota!	L	82-97
Totals..... 2369-2187			
Head Coach: Matt Margenthaler (42-40 - 3rd year)			
*NCC Game			
#Pepsi Tip-Off Game			
^UIU/Marriott Holiday Classic Game			
!Wells Fargo Finals Game			

2003-04: 18-10 (7-7 NCC - T-4th)

Date.....	Opponent.....	W/L.....	Score.....
11/21	Southwest Minn. State#	W	96-86
11/22	Minnesota Duluth#	W	87-80
11/25	at Winona State	L	68-85
11/29	Rockford	L	72-57
12/3	Concordia-St. Paul	W	93-75
12/6	Minnesota-Crookston	W	79-53
12/10	Rockhurst	W	95-81
12/14	William Penn	W	97-59
12/18	vs. TAMU-Kingsville^	L	86-98
12/19	at Incarnate Word^	W	85-79
12/29	Sioux Falls	W	81-72
12/30	Carleton	W	72-62
1/5	at Minnesota-Morris	W	95-66
1/9	North Dakota*	W	73-62
1/10	North Dakota State*	L	70-75
1/16	South Dakota State*	W	102-84
1/17	Augustana*	W	108-79
1/23	at South Dakota*	L	86-95
1/24	at Nebraska-Omaha*	W	102-93
1/31	at St. Cloud State*	L	94-98
2/7	St. Cloud State*	L	56-72
2/13	Nebraska-Omaha*	W	86-74
2/14	South Dakota*	L	78-82
2/20	at Augustana*	L	67-71
2/21	at North Dakota State*	L	88-90
2/27	at North Dakota*	W	81-77
2/28	at South Dakota!	L	82-97
Totals..... 2369-2187			
Head Coach: Matt Margenthaler (42-40 - 3rd year)			
*NCC Game			
#Pepsi Tip-Off Game			
^UIU/Marriott Holiday Classic Game			
!Wells Fargo Finals Game			

2004-05: 24-8 (7-5 NCC - T-3rd)

Date.....	Opponent.....	W/L.....	Score.....
11/19	Truman State#	W	99-57
11/20	Bemidji State	W	82-72
11/23	Crossroads	W	132-35
11/26	at SW Minnesota State^	W	105-63
11/27	vs. Northern State^	W	96-86
11/30	Dakota Wesleyan	W	92-66
12/3	at Winona State	W	92-84
12/4	Winona State	W	87-79
12/7	at Concordia-St. Paul	W	75-67
12/10	at North Dakota State	W	73-70
12/11	at Minnesota		



2012-13 MINNESOTA STATE MEN'S BASKETBALL

Year-by-Year • Records Against DII Conferences

+ NCC Tournament
~ NCAA North Central Regional Games

2008-09: 26-9 (14-6 NSIC/T-3rd)

Date	Opponent	W/L	Score
11/07	vs. Bentley University#	L	84-91
11/08	vs. Southern Indiana#	W	68-60
11/09	vs. St. Martin's University#	W	88-79
11/15	Monmouth College	W	102-50
11/21	PostS	W	109-80
11/22	Chowan*	W	73-66
11/25	William Penn	W	91-83
11/29	Bethany Lutheran	W	84-45
12/6	at Southwest Minnesota State*	W	93-84
12/11	at Mary*	W	83-61
12/12	at Northern State*	L	69-79
12/18	Macmurray	W	107-73
12/19	Crown College	W	111-43
1/2	Minnesota Crookston*	W	80-58
1/3	MSU Moorhead*	W	85-63
1/8	Upper Iowa*	W	78-66
1/9	Winona State*	L	85-100
1/16	at Concordia*	L	76-71
1/17	at St. Cloud State*	W	78-84
1/23	Wayne State*	W	87-71
1/24	Augustana*	W	86-63
1/30	at Bemidji State*	W	84-66
1/31	at Minnesota Duluth*	L	65-73
2/6	at Minnesota Crookston*	W	77-67
2/7	at MSU Moorhead*	W	79-64
2/13	Concordia*	W	80-74
2/14	St. Cloud State*	W	75-67
2/21	Southwest Minnesota State*	L	61-75
2/25	at Augustana*	L	101-113
2/28	University of Mary*	W	93-63
3/4	Minnesota Duluth^	W	101-74
3/7	Northern State*	W(O)	88-85
3/8	vs St. Cloud State^	L	89-91
3/14	vs Ft. Lewis*	W	87-62
3/15	at Southwest Minnesota State*	L	69-77

Totals 2966-2520
Head Coach Matt Margenthaler (166-76 - 8th year)
Disney East Coast Division II Tip-off Classic
SPepsi Tip-Off
* NSIC Game
* NSIC Tournament Game
% NCAA Central Regional Game

2009-10: 25-5 (17-3 NSIC/1st)

Date	Opponent	W/L	Score
11/15	Monmouth	W	90-57
11/20	Maryville!	W	105-73
11/21	Nebraska-Kearney!	W	108-68
11/28	vs. Northern State@	W	78-58
11/29	vs. Winona State@	W	81-74
12/1	Bethany Lutheran	W	110-65
12/5	Southwest Minnesota State*	W	82-64
12/11	University of Mary*	W	86-71
12/12	Northern State*	W	91-75
12/18	Cardinal Stritch	W	86-81
1/2	at Minnesota, Crookston*	W	83-62
1/3	at MSU Moorhead*	W	105-68
1/8	at Upper Iowa*	W	79-55
1/9	at Winona State*	W	76-71
1/15	Concordia*	W	84-63
1/16	St. Cloud State*	W	88-76
1/22	at Wayne State*	W	68-52
1/23	at Augustana*	L	76-83
1/29	Bemidji State*	W	108-66
1/30	Minnesota Duluth*	W	79-65
2/5	Minnesota Crookston*	W	105-55
2/6	MSU Moorhead*	W	92-73
2/12	at Concordia*	W	93-79
2/13	at St. Cloud State*	L	84-92
2/20	at Southwest Minnesota State*	W	81-64
2/24	Augustana*	L	71-72
2/27	at U-Mary*	W	75-63
3/3	Southwest Minnesota State^	L	78-80
3/13	Colo. School of MinesS	W	84-80
3/14	St. Cloud StateS	L	71-83

Totals 2597-2088
Head Coach Matt Margenthaler (191-81 - 9th year)
! Pepsi Tip-Off
@ NSIC Holiday HoopsFest
* NSIC Game
^ NSIC/Sanford Health Tournament Game
S NCAA Central Regional Tournament Game

2010-11: 28-5 (19-3 NSIC/1st)

Date	Opponent	W/L	Score
11/19	Dominican!	W	64-51
11/20	Notre Dame de Namur!	W	88-63
11/26	Michigan Tech	W	63-61
11/27	Eureka	W	120-44
12/3	Wayne State*	W	74-63
12/4	Augustana*	W	83-67
12/10	Concordia*	W	95-82
12/11	St. Cloud State*	L	83-85
12/17	at Upper Iowa*	W	87-72
12/18	at Winona State*	W	80-74
1/3	MSU Moorhead*	W	86-74
1/4	Minnesota, Crookston*	W	82-72
1/8	Southwest Minnesota State*	W	84-76
1/14	at Northern State*	W	91-73
1/15	at U-Mary*	L	69-84
1/21	Bemidji State*	W	87-82
1/22	Minnesota Duluth*	W	95-79
1/28	Winona State*	W	84-65
1/29	Upper Iowa*	W	69-59
2/4	at Augustana*	W	92-79
2/5	at Wayne State*	W	75-62
2/11	St. Cloud State*	W	80-69
2/12	Concordia*	L	73-79
2/18	at Minnesota Duluth*	W	85-84
2/19	at Bemidji State*	W	77-73

2/26	at Southwest Minnesota State*	W	61-60
3/2	Wayne State&	W	70-60
3/5	vs. Winona State&	L	74-82
3/12	Winona StateS	W	96-81
3/13	Metro StateS	W	69-65
3/15	Fort LewisS	W	81-63
3/23	vs. Alabama-Huntsville^	W	95-91 (o)
3/24	vs. Bellarmine	L	74-81

Totals 2966-2520
Head Coach Matt Margenthaler (219-86 10th year)
! Ron Logsdon Basketball Classic
* NSIC Game
& NSIC/Sanford Health Men's Basketball Tournament
S NCAA Central Region Tournament
^ NCAA Elite Eight

2012-13: 7-19 (6-15 NSIC/13th)

Date	Opponent	W/L	Score
11/13	Dickinson State	W	70-55
11/19	at Michigan Tech	L	63-74
11/25	vs. Armstrong Atlantic%	L	85-90
11/26	vs. Limestone%	L	65-78
12/2	at Wayne State (Neb.)*	W	65-60
12/3	at Augustana*	L	51-69
12/9	Concordia*	L	76-85
12/10	St. Cloud State*	L	75-77
12/16	Upper Iowa*	W	58-55
12/17	Winona State*	L	72-78
1/2	at MSU Moorhead*	L	65-66
1/3	at Minnesota, Crookston*	W	74-65
1/7	at Southwest Minnesota State*	L	63-82
1/13	Northern State*	L	49-62
1/14	U-Mary*	W	78-73
1/20	at Bemidji State*	L	67-75
1/21	at Minnesota Duluth*	W	89-82
1/27	at Winona State*	L	63-85
1/28	at Upper Iowa*	W(o)	98-93
2/3	Augustana*	W	64-70
2/4	Wayne State (Neb.)*	L	52-67
2/10	at St. Cloud State*	L	63-64
2/11	at Concordia*	L	67-85
2/17	Minnesota Duluth*	L	78-85
2/18	Bemidji State*	L	64-78
2/25	Southwest Minnesota State*	L	71-79

Totals 1785-1932
Head Coach Matt Margenthaler (226-105)
*Northern Sun Intercollegiate Conference game
%Florida Southern Tournament

MSU Records Against Division II Conferences

Northwest Missouri	2-0
Truman State	3-1
Washburn	1-0
Totals	5-2 (.750)
Northeast-10	
Bentley	0-1
Pace	1-0
Totals	1-1 (.500)
North Central*	
Augustana S.D.	45-42
Minnesota-Duluth	33-28
Nebraska-Omaha	35-22
North Dakota	32-41
St. Cloud State	76-82
South Dakota	36-45
Totals	268-240 (.528)
Northern Sun Intercollegiate	
Augustana	48-47
Bemidji State	64-33
Concordia	12-6
U-Mary	5-1
Minnesota-Crookston	15-0
MSU-Moorhead	58-28
Minnesota Duluth	38-30
Northern State	12-6
St. Cloud State	79-88
S'west Minnesota State	24-12
Upper Iowa	12-0
Wayne State	13-3
Winona State	81-40
Totals	461-298 (.607)
Pacific West	
Dominican	1-0
Notre Dame de Namur	1-0
Totals	2-0 (1.00)
Peachbelt	
Armstrong Atlantic	0-1
Totals	0-1 (.000)
Rocky Mountain Athletic	
Adams State	0-1
Chadron State	2-0
UC-Colorado Springs	1-0
Colo. School of Mines	1-0
Metropolitan State	3-2
Regis	0-2
Nebraska-Kearney	3-2
CSU-Hayward	1-0
Fort Lewis	6-0
Western State	1-1
Totals	17-8 (.680)
Sunshine State	
Florida Southern	0-2
St. Leo	0-1
Tampa	0-1
Totals	0-3 (.000)
West Virginia Intercollegiate Athletic Conference	
Glenville State	1-0
Totals	1-0 (1.00)
California Collegiate	
California Poly	1-0
CSU Bakersfield	2-1
San Francisco State	1-0
Totals	4-1 (.800)
Carolina's Virginia	
Anderson	0-1
Totals	0-1 (.000)
Central Atlantic Athletic	
Dominican	1-0
Felician	1-0
Post	1-0
Totals	3-0 (1.00)
Central Intercollegiate	
Chowan	1-0
Totals	1-0 (1.00)
Conference Carolina's	
Limestone	0-1
Totals	0-1 (.000)
Great Lakes Intercollegiate	
Grand Valley State	2-1
Ferris State	1-0
Michigan Tech	23-9
Northern Michigan	4-5
Totals	29-15 (.659)
Great Lakes Valley	
Kentucky Wesleyan	1-0
Bellarmino	0-1
Maryville	1-0
Missouri-St. Louis	1-0
Rockhurst	2-1
Southern Indiana	1-0
Quincy	1-1
Wisconsin-Parkside	0-1
Totals	6-4 (.600)
Great Northwest	
Alaska Anchorage	1-3
Alaska-Fairbanks	1-0
Central Washington	1-1
Seattle Pacific	0-1
St. Martin's	1-0
Western Oregon	1-0
Totals	5-5 (.500)
Golf South	
Arkansas-Monticello	0-1
Central Arkansas	2-0
Henderson State	1-0
Totals	3-1 (.750)
Heartland	
Montana State	0-1
St. Mary's	4-9
Lincoln	1-1
Totals	5-11 (.313)
Lone Star	
Midwestern State	1-2
Southeastern Okla.	1-0
Texas A&M-Kingsville	0-1
Totals	2-3 (.400)
Mid-America	
Fort Hays State	0-1

2012-13 MINNESOTA STATE MEN'S BASKETBALL



Year-By-Year Results • All-Time Series Records

Opponent	W	L	Opponent	W	L	Opponent	W	L
Adams State	0	1	Hamline	2	11	Quincy	1	1
Akron	1	0	Hamline Seconds	1	0	Regis	0	2
Alaska Anchorage	1	3	Hardin-Simmons	1	0	Rochester J.C.	7	9
Alaska-Fairbanks	1	0	Hastings	2	1	Rock Springs	1	0
Alabama Huntsville	1	0	Henderson State	1	0	Rockford	1	0
Albion	1	0	Huron	8	0	Rockhurst	2	1
Alumni	9	0	Idaho	1	1	St. Cloud State	79	89
Anderson	0	1	Idaho State	0	1	St. John's	12	4
Arkansas-Monticello	0	1	Illinois State	0	2	St. Leo	0	1
Armstrong Atlantic	0	1	Illinois T.C.	1	1	St. Martin's	1	0
Arizona State-Flagstaff	2	0	Iowa	0	1	Saint Mary's	6	9
Augsburg	14	7	Iowa State	0	4	St. Norbert's	0	2
Augustana (Ill.)	0	1	Incarmate Word	1	0	St. Olaf	19	4
Augustana (S.D.)	56	46	Indiana State	1	1	St. Paul Aggies	0	1
Bellevue	1	0	IUPUI-Indianapolis	1	0	St. Scholastica	2	0
Bellarmine	1	0	Jamestown	1	0	St. Thomas	11	16
Bemidji State	64	33	Kansas	0	1	St. Xavier	1	0
Bentley University	0	1	Kentucky Wesleyan	1	0	San Francisco State	1	0
Bethany Lutheran College	4	0	Lake Crystal H.S.	1	0	Seattle Pacific	0	1
Bethel	4	0	Lakeland	1	0	Shattuck	1	1
Black Hills State	1	0	Limestone	0	1	Simpson	1	0
Briar Cliff	1	4	Lincoln	1	1	Sioux Falls	5	2
Buena Vista	3	0	Loras	2	1	Sleepy Eye H.S.	1	0
California Poly	1	0	Loyola H.S.	1	0	South Dakota	36	45
CSU-Bakersfield	2	1	Loyola Stars	2	0	Southern Indiana	1	0
CSU-Hayward	1	0	Luther	3	1	South Dakota State	32	57
CSU-Sacramento	1	0	Macalester	11	8	SDSU-Springfield	1	0
Cardinal Stritch	0	0	MacMurray	1	0	Southeastern Oklahoma	1	0
Carleton	4	0	Madelia Independent	1	0	Southern State	3	0
Carthage	1	0	Mankato American Legion	1	0	Southwest Minnesota State	32	13
Central	2	0	Mankato Commercial	2	0	Tampa	0	1
Central Arkansas	2	0	Marian	1	0	Texas A&M-Kingsville	0	1
Central Washington	1	1	Marshall	0	1	Texas Lutheran	1	0
Chadron State	2	0	Martin Luther	16	0	Truman State	3	1
Chowan	1	0	Mary	5	1	Upper Iowa	12	0
Clark	1	0	Maryville	0	0	Valley City State	2	1
Colorado-Colorado Springs	1	0	Mayville State	1	0	Virginia J.C.	1	1
Colorado School of Mines	1	0	Metropolitan State	3	2	Viterbo	2	1
Concordia J.C.	2	0	Michigan Tech	22	9	Waldorf	5	1
Concordia-Moorhead	2	0	Midwestern State	1	2	Warburg	0	1
Concordia-St. Paul	12	6	Minnesota Aggies	4	1	Waseca Guyers	6	1
Crossroads	1	0	Minnesota, Crookston	15	0	Waseca H.S.	1	0
Crown College	1	0	Minnesota Duluth	38	30	Washburn	1	0
Dakota State	2	0	Minnesota-Morris	11	11	Wayne State (Neb.)	12	3
Dakota Wesleyan	5	0	MSU Moorhead	58	28	Western Illinois	1	3
DeMolay	1	0	Missouri-St. Louis	1	0	Western Oregon	1	0
Denver	1	0	Monmouth (Ill.)	3	0	Western State	1	1
DePaul	0	1	Montana	0	1	Westmar	5	0
DePauw	1	0	Montana State	0	1	Whitworth	0	1
Detroit	0	1	Morningside	37	36	William Penn	2	0
Dickinson State	2	0	Mount Marty	2	0	Winnebago Independent	1	0
Doane	1	0	Mount Senario	4	0	Winona State	81	40
Dominican (N.Y.)	1	0	Nebraska	0	1	Wisconsin-Eau Claire	0	4
Dominican (Calif.)	1	0	Nebraska-Kearney	2	2	Wisconsin-Green Bay	0	2
Dordt	1	0	Nebraska-Omaha	39	21	Wisconsin-La Crosse	6	5
Drake	0	2	Nebraska Wesleyan	2	0	Wisconsin-Milwaukee	1	0
Eastern Illinois	2	2	Nevada	0	1	Wisconsin-Oshkosh	3	0
Eastern Montana	0	1	New Orleans	0	1	Wisconsin-Parkside	0	1
Eastern Washington	1	2	North Dakota	32	41	Wisconsin-River Falls	16	5
Emporia State	2	2	North Dakota State	37	36	Wisconsin-Stevens Point	0	2
Eureka College	1	0	Northern Arizona	0	1	Wisconsin-Stout	6	1
Eveleth J.C.	0	1	Northern Colorado	29	16	Wisconsin-Superior	2	0
Faribault All-Stars	0	1	Northern Illinois	2	3	Xavier	0	2
Felician	1	0	Northern Iowa	20	24	Yankton	4	0
Ferris State	1	0	Northern Michigan	4	5	YMCA	1	0
Florida Atlantic	1	0	Northern State	12	6	Youngstown	0	1
Florida Southern	0	2	Northland	2	0			
Fort Dodge	2	0	Notre Dame de Namur	1	0			
Fort Hays State	0	1	Northwest Missouri State	2	0			
Fort Lewis	5	0	Northwestern (Iowa)	3	1			
Fred Just's Independent	1	0	Northwestern (Minnesota)	1	0			
Fresno State	0	1	Pace	1	0			
Glenville State	1	0	Parker	1	0			
Gonzaga	0	1	Parsons	1	1			
Grand Valley State	2	1	Peoria Caterpillars	0	1			
Gustavus Adolphus	26	35	Pillsbury	2	1			
Gustavus Independent	0	1	Post	1	0			
Gustavus Reserves	1	0	Puget Sound	0	1			

Year	Coach	W-L
1920-21	C.P. Blakeslee	10-3
1921-22	No records available	
1922-23	No records available	
1923-24	No records available	
1924-25	C.P. Blakeslee	4-7
1925-26	C.P. Blakeslee	6-8
1926-27	C.P. Blakeslee	10-2
1927-28	C.P. Blakeslee	8-3
1928-29	C.P. Blakeslee	9-3
1929-30	C.P. Blakeslee	9-3
1930-31	C.P. Blakeslee	11-2
1931-32	C.P. Blakeslee	12-1
1932-33	C.P. Blakeslee	11-4
1933-34	C.P. Blakeslee	9-4
1934-35	C.P. Blakeslee	8-8
1935-36	C.P. Blakeslee	8-10
1936-37	C.P. Blakeslee	1-12
1937-38	C.P. Blakeslee	3-9
1938-39	C.P. Blakeslee	9-6
1939-40	Jim Clark	3-10
1940-41	Jim Clark	7-8
1941-42	Jim Clark	7-9
1942-43	Jim Clark	5-8
1943-44	No records available	
1944-45	Jim Clark	5-6
1945-46	Jim Witham	9-5
1946-47	Jim Witham	17-4
1947-48	Jim Witham	16-11
1948-49	Jim Witham	13-6
1949-50	Jim Witham	18-4
1950-51	Jim Witham	15-12
1951-52	Jim Witham	14-6
1952-53	Jim Witham	22-6
1953-54	Jim Witham	21-9
1954-55	Bob Otto	18-4
1955-56	Jim Witham	15-10
1956-57	Bill Morris	10-12
1957-58	Bill Morris	10-11
1958-59	Bill Morris	7-15
1959-60	Bill Morris	15-7
1960-61	Bill Morris	20-5
1961-62	Bill Morris	10-10
1962-63	Bill Morris	17-8
1963-64	Bill Morris	18-7
1964-65	Bill Morris	13-10
1965-66	Bill Morris	8-13
1966-67	Bill Morris	6-14
1967-68	Art Ollrich	8-14
1968-69	Art Ollrich	1-24
1969-70	Red Severson	7-19
1970-71	Red Severson	14-12
1971-72	Red Severson	12-14
1972-73	Red Severson	9-16
1973-74	Butch Raymond	8-16
1974-75	Butch Raymond	7-19
1975-76	Butch Raymond	18-10
1976-77	Butch Raymond	19-8
1977-78	Butch Raymond	14-11
1978-79	Butch Raymond	23-6
1979-80	Butch Raymond	17-12
1980-81	Butch Raymond	15-12
1981-82	Butch Raymond	18-9
1982-83	Butch Raymond	9-19
1983-84	Butch Raymond	16-11
1984-85	Dan McCarrell	17-11
1985-86	Dan McCarrell	15-16
1986-87	Dan McCarrell	13-15
1987-88	Dan McCarrell	17-11
1988-89	Dan McCarrell	19-9
1989-90	Dan McCarrell	20-10
1990-91	Dan McCarrell	16-12
1991-92	Dan McCarrell	17-11
1992-93	Dan McCarrell	18-9
1993-94	Dan McCarrell	14-13
1994-95	Dan McCarrell	18-9
1995-96	Dan McCarrell	18-11
1996-97	Dan McCarrell	17-10
1997-98	Dan McCarrell	19-8
1998-99	Dan McCarrell	16-11
1999-00	Dan McCarrell	15-12
2000-01	Dan McCarrell	17-11
2001-02	Matt Margenthaler	9-17
2002-03	Matt Margenthaler	15-13
2003-04	Matt Margenthaler	18-10
2004-05	Matt Margenthaler	24-8
2005-06	Matt Margenthaler	24-7
2006-07	Matt Margenthaler	28-5
2007-08	Matt Margenthaler	22-7
2008-09	Matt Margenthaler	26-9
2009-10	Matt Margenthaler	25-5
2010-11	Matt Margenthaler	28-5
2011-12	Matt Margenthaler	7-19

Career Coaching Records
(Sorted by winning percentage)

Coach (Years)	W-L (Pct.)
Bob Otto (1954-55)	18-4 (.818)
Jim Witham (1950-56)	160-73 (.687)
Matt Margenthaler (2001-sa)	226-105 (.682)
Dan McCarrell (1984-01)	284-189 (.600)
C.P. Blakeslee (1921-39)	123-85 (.591)
Butch Raymond (1972-84)	164-133 (.552)
Bill Morris (1956-67)	134-112 (.545)
Red Severson (1969-72)	42-61 (.407)
Jim Clark (1939-45)	27-41 (.397)
Art Ollrich (1967-69)	9-38 (.191)
Totals (1921-2012)	1159-826 (.583)


Career Coaching Victories

Coach (Seasons)	Wins
Dan McCarrell (17)	284
Matt Margenthaler (10)	226
Butch Raymond (11)	164
Jim Witham (10)	160
Bill Morris (11)	134
C.P. Blakeslee (16)	123
Red Severson (4)	42
Jim Clark (5)	27
Bob Otto (1)	18
Art Ollrich (2)	9
Totals (83)	1157



2012-13 MINNESOTA STATE MEN'S BASKETBALL


MSU All-Time Roster




Joe Belka



Drew Carlson



Mike Connelly



Nick Ellenberger

A

Dave Agard	1961-65
Gameli Ahelegbe	2003-05
Chuck Ahlstrom	1958-60
James Allen	1982-83
Jerry Anderson	1966-67
Luke Anderson	2002-07
Peter Anderson	1985-87
Ross Anderson	1965-68
Haven Andrist	1924-26
Wilbert Arndt	1925-27
Bert Aus	1934-35

B

Chris Babcock	2003-05
Tracy Ballard	1982-84
Barnes	1954-55
Winston Bates	1924-28
Brian Bauman	1977-78
William Bauman	1928-30
Shawn Beaudette	1997-02
Tim Beaudry	1972-74
Manny Beckman	1952-53
G. Beetsch	1946-47
Dave Begalka	1987-88
Glynn Behmen	1967-69
Joe Belka	1990-94
Robert Bekke	1933-35
Eddie Benda	1929-30
Ryan Benish	1994-98
Donald Benschoter	1930-32
Landon Benson	2007-10
Phil Berg	1957-58
Ivan Berg	1968-69
Andy Berkvam	1981-86
Mike Bisenius	2008-11
John Bode	1967-68
Jerry Bodelson	1954-58
Mike Bohannon	1984-85
Bohm	1952-53
Dick Bosacker	1966-67
Harry Boyce	2008-09
Todd Brenna	1991-95
Bill Bridley	1955-57
Kevin Brink	1980-81
Lee Brockmeyer	1925-26
Ken Brown	1940-42
Jermaine Brown	2001-03
Scott Brown	1982-84
Tim Brown	2000-02
Jason Bruce	1995-96
Dean Brundwick	1959-61
Jevin Budde	2001-03
Larry Buendorf	1957-59
Brian Buhman	1984-87
Tom Busack	1980-82
Wendell Buysman	1989-92
Carvin Buzzell	1967-68

C

Drew Carlson	1999-03
Tom Carlson	1973-74
Dan Carpenter	1976-80
Carsten	1952-53
Miles Chamberlain	2010-11
Stanley Chase	1930-31
Art Chiodo	1938-39
Jim Christensen	1960-62
Pele Cisse	1999-00

Bryan Clark	1981-86
Curt Clark	1976-79
Jesse Clark	2006-10
Mike Cobb	1987-89
Coggeshall	1921-22
Floyd Coleman	1995-97
Pat Coleman	1992-96
Jason Collins	1999-00
Chris Conlan	1987-91
Mike Connelly	1968-72
John Conover	1931-34
Merlin Cordes	1967-69
Dan Corley	1996-99
Don Cramblit	1930-32
Jim Crooks	1985-86
H. Cuff	1947-51
William Curran	1929-30
Dave Cusick	1992-93

D

Andrew Dahl	1993-94
Mike Dahlheim	1966-67
Henry Dangers	1925-28
Dart	1921-22
Jermain Davis	2009-10
Dick Deden	1955-56
Wayne Deden	1953-57
Deever Deets	1928-31
Craig Derry	1968-69
Eldon Detamore	1925-26
Jimmie Deuser	1926-27
Charlie Dick	1961-65
Troy Dillard	1995-96
John Djonlich	1984-86
Downs	1952-53
Kellen Driscoll	2002-03
Joe Drapcho	2007-11
Tom Duea	1968-69
Barry Dufault	1992-93
Monte Dufault	1988-93

E

Corey Easley	2005-06
W. Eckmann	1946-47
Scott Effenheim	2004-05
Dick Egertsen	1967-68
Don Ellefson	1965-67
Nick Ellenberger	1998-03
Doug Ellens	1969-73
Denny Engle	1968-69
Hank Epp	1946-47
Henry Epp	1940-42
Loren Erickson	1973-74
Marlin Erickson	1957-58
Dale Erwin	1965-66
Dan Evans	1925-28

F

Russ Fechter	1947-48
Tom Fechter	1971-74
Dean Feigel	1971-73
Tom Fix	1976-79
Jerry Flanagan	1958-60
Pat Fogerty	1965-66
Willie Fort	1970-71
Jason Foster	1997-98
Jamar Foxx	2003-04
Hebie Frenzt	1934-35
Don Frost	1967-68

Jason Fuhrmann	1998-99
----------------------	---------

G

Bob Galvin	1957-59
Mike Garfield	1978-82
Duane Geiger	1979-81
Dennis Gettler	1961-62
Marshall Gifford	1989-92
Chris Gillette	1941-42
Dave Gilreath	1983-85
Gislason	1952-53
Jim Gladhill	1934-36
Gene Glynn	1975-79
Jim Goertzen	1978-82
Virg Goertzen	1952-54
B. Goettler	1946-47
Ken Goff	1982-85
Mitch Gosson	2005-09
Don Gramblit	1934-35
Jack Gray	1972-76
Curt Greeley	2006-10
Lyman Green	1926-28
Grieg	1921-22
Tyler Griffin	2002-03
Roy Groce	1976-80
Mitch Grundman	2008-11
Einar Gustavson	1961-62

H

Dan Haack	1987-88
Jerry Hagen	1972-73
Joel Hagen	1961-64
Jon Hagen	1962-65
Hahn	1952-53
Ben Hailey	2005-06
Alex Hanks	2010-SA
Tom Hanzel	1934-36
Charlie Harris	1990-92
Bryan Hart	2000-01
Doug Hart	1963-66
Mike Hartke	1992-95
Al Henke	1958-59
Jon Hickman	2000-02
P. Hildebrand	1946-47
Marcus Hill	2007-11
Tim Hill	2001-02
Lester Hilliger	1937-39
J. Hodapp	1947-48
Jack Hodapp	1940-42
Charles Hoerr	1935-39
John Hoerr	1931-34
Dick Hoffman	1941-42
John Hoffman	1996-97
Noel Hoffman	1935-38
Cameron Hodges	2009-11
Holmes	1921-22
Holtz	1921-22
Sean Hoolihan	1994-96
Curt Hooyer	1986-90
DJ Hoskins	2010
Earl Howard	1989-90
Steve Hoyt	1966-67
Ryan Hulke	2002-04
LeRoy Huls	1968-69
Aaron Hungerholt	1991-95
Edward Hurd	1935-36
P. Hustad	1946-47

I

Rich Irish	1962-65
Al Iverson	1958-61

J

Jahnke	1952-53
Wendell Jahnke	1955-57
Blaine Joerger	1995-00
Bruce Johnson	1962-63
Chet Gillette	2001-02
Donte Johnson	1996-00
Doug Johnson	1978-82
Erik Johnson	1987-89
John Johnson	1927-29
Luke Johnson	2000-02
Jadee Jones	2007-09
Matt Jones	1999-02
Jovaag	1921-22

K

Ben Kaus	2001-03
Kent Kelly	1979-80
Dick Kemp	1936-37
Pat Kennedy	1979-83
Kory Kettner	1992-96
Zach Kiekow	2003-04
Stephen Kirschbaum	2008-12
Dwayne Kimbrough	1980-82
Jim Klassen	1955-56
Nick Klassen	1937-38
Quentin Klienholz	1937-39
Lorenz Kleinholz	1929-32
Brian Koepnick	1985-89
Pat Kortuem	1963-64
Knezovich	1954-55
M. Knezovich	1950-51
Mike Knies	1968-69
Dale Knoll	1939-42
Dan Knoll	1938-39
Dave Knoll	1981-82
Dean Knoll	1939-42
Donald Knox	1997-99
J. Korth	1950-51
Ernie Koster	1928-31
Doug Kraay	1980-84
Walt Kranke	1939-40
Tim Kretzschmar	1992-94
Rich Kriener	1988-90
Fred Kroeger	1937-38
David Kruse	1992-97
Jeff Kudrle	1999-00
Mike Kuehn	1984-88
Paris Kyle	2005-07


L

Mark Lancaster	1995-97
Chris Larson	1997-98
Jay Larson	1997-02
Dave Laulainen	1967-69
John Laurinaitis	1983-85
Fred Lee	1988-90
Rod Lieske	1969-70
John Lightly	1957-58
Bryon Lindsey	1987-91
Noel Longbottom	1924-25
Wayne Loomis	1934-37
Louis Lopata	1935-39
Jim Low	1964-65
Al Lucas	1934-35
Todd Lumsden	1986-88


2012-13 MINNESOTA STATE MEN'S BASKETBALL

BRESNAN ARENA


WELLS FARGO
MSU All-Time Roster
CELLULAR ONE




Marshall Gifford



Butch Meyeraan



John Schultz



Zach Witt

John Lynch 1984-86
Chuck Lysen 1987-89
Oscar Lubke 1924-28

M

Fran Maday 1958-59
Joe Madsen 1986-87
Kelly Madison 2010-11
Robert Maidl 1935-36
Malo 1928-29
Jeff Markley 1988-89
Nathan Marks 1989-92
Bill Martin 1942-43
Kyle Marxhausen 2003-04
Jefferson Mason 2009-11
Sam Mathiason 1990-92
Jim Matson 1958-59
D. Mauer 1950-51
Jim McArthur 1961-62
Robert McArthur 1933-36
Mike McClellan 1965-67
John McConkey 2002-05
Dean McCormack 1937-39
Greg McCready 1987-89
Bob McKay 1957-58
George McKay 1961-64
Carl McKenzie 1977-78
Jon McKnight 1990-91
Chris McMorris 1988-90
Ralph McMullen 1967-68
Charles McMurtry 1929-31
Elisha McSweeney 1974-76
Travis Meinders 2010-SA
Steve Meierbachtol 1967-68
Harold Meixner 1930-32
Eric Mergen 2004-06
Tim Merseth 1998-99
Duane Mettler 1952-56
Ron Meyer 1968-70
Forrest Meyeraan 1957-61
Dan Meyers 1971-72
Kyle Meyers 1978-80
Milbraith 1929-30
Bernie Miller 1973-77
Randy Miller 1973-74
Lester Mitchell 1989-93
Twyann Mitchell 1996-97
Scott Moehling 1984-89
Andy Moeller 2004-05
Tom Moen 1966-67
L. Mordant 1933-34
Jeff Morgan 1978-82
Jake Morrow 2005-09
Taylor Morrow 2007-11
Tom Musser 1957-58

N

Dewey Nelson 1946-48
Jamie Nelson 1993-98
Jim Nelson 1970-71
Travis Nelson 2008-10
Wayne Nesheim 1935-37
J. Ness 1950-51
Norm Ness 1951-55
Gary Neuman 1960-61
Al Newachek 1969-70
Harvey Nolan 1938-39

O

Connor O'Brien 2010-SA
Kenneth O'Brien 1942-43
O'Connor 1954-55
Larry Ogden 1985-87
TJ Okafor 2010-11
Don Olson 1946-48
Don Olson 1957-59
Jerry Olson 1959-60
Lew Olson 1973-74
Mark Olson 1972-76
Mark Ostergaard 1976-78
Bob Otto 1971-73
Dale Owen 1957-61

P

Paris Parham 1993-95
Gary Pawlitschek 1965-66
Rich Pearson 1969-73
John Pecarich 1967-68
Charles Pennington 1936-37
Earl Pennington 1931-35
Hal Peper 1952-55
Mike Peroutka 1971-74
Bill Perron 1965-66
Ryan Pertile 2003-04
John Peterson 1961-62
Mark Peterson 1977-78
Walfred Peterson 1927-30
Joel Pettit 1972-74
Mel Phillips 1968-69
Dean Pitcher 1986-90
Doug Plumb 2006-07
Sidney Pointer 1987-88
Mark Popowski 1996-99
Matt Potter 1989-93
Jamous Powell 1997-99
Bob Prange 1968-69
Doug Probst 1973-77
Steve Prunty 1976-79

Q

Sag Quale 1931-32

R

Pete Raid 1962-63
Don Rawls 1979-80
Reader 1954-55
Mike Renner 1991-93
Charles Rice 1931-32
David Robb 1979-83
Dick Robinson 1963-66
Kenneth Robinson 1933-37
Jim Robinson 1979-80
Grant Rome 1940-42
Zach Romashko 2011-SA
Jim Roos 1963-64
George Rose 1926-29
Joe Rose 1931-32
Phil Roth 1968-69
Johnny Rucker 1993-94

S

Atila Santos 2006-08
Tom Sawyer 1974-75
Tim Scharfenberg 1983-87
Al Schelske 1940-41
Warren Schmidt 1958-62
Max Schnepf 1984-86
Mark Schuck 1966-67

John Schultz 1957-61
Tom Schultz 1964-67
Terry Seeman 1974-78
John Seifert 1962-65
Dennis Shepherd 1993-94
Joe Sheaherer 1972-73
Drew Shepp 2002-05
Eric Siebrands 1997-01
Joe Silbermagel 1981-83
Sime 1928-29
Curt Slykhuus 1967-68
Don Smith 1966-68
Rod Snyder 1957-58
Les Sonnabend 1960-64
Jan Sorenson 1978-79
W. Sperlich 1946-48
Gerry Stafne 1965-66
Dave Staiert 1968-69
Kyle Staloch 1998-01
Jamel Staten 2003-05
Lathaniel Staten 2002-03
Tom Steidler 1958-59
Tom Steiner 1970-71
Joe Stepka 1967-69
Stoesz 1952-55
Darren Story 1984-85
William Stowring 1927-29
K. Swanson 1946-47
Kim Swanson 1974-75
Kyle Swanson 2006-SA
Ross Swanson 1972-76
Nate Swetalla 2002-05
Ron Swift 1958-59
Gary Szymylo 1963-64
Joe Szwajja 2002-04

T

Jeff Taylor 1993-95
Jon Taylor 1981-85
Ben Terres 1995-96
Wilmer Teske 1937-38
Jim Tetzloff 1961-65
Alfred Thiede 1924-25
Kevin Thom 1969-73
Tony Thomason 2003-07
Bill Thompson 1976-79
Pete Toews 1962-63
Eddie Toliver 1989-90
Ruben Trotter 2004-06
Greg Tucker 1982-83

V

Jon Valsvik 1980-81
Eric Van Cleave 2004-06
Jerry Vanek 1961-62
Kim VanSickle 1973-74
David Venzke 1986-90
Pete Ver Duin 1924-26
Jim Veschusio 1964-66
Henry Vincent 1982-86
Scott von Lehe 1999-02

W

Mark Wackler 1979-84
Tim Wahl 1977-81
Gary Wahlgren 1969-71
Tom Wald 1991-93
Jan Waller 1978-82
Norb Walter 1960-62
R. Walters 1946-47

Rich Wanzek 1964-68
Auserly Washington 1995-97
Micah Watkins 1996-98
Jim Weed 1958-59
Chad Weeks 1994-97
Art Weicherding 1925-26
Alex Weldon 2009-10
Jerrell West 2004-05
Luke Westman 2000-01
Jerry Weterling 1968-69
Preston Whitaker 2007-08
Jason White 1993-97
P. White 1946-47
Jimmy Whitehead 2010-SA
Chris Whitfield 2002-06
Rex Wiedeman 1985-87
Gene Wiebusch 1957-60
Richard Wiebusch 1957-58
Earle Wigley 1924-25
Wilheim 1954-55
Rodney Wilke 1962-63
Bob Will 1952-55
Tom Willard 1966-67
Gil Williams 1975-78
Howie Williams 1925-26
Jerry Williams 1983-85
Rex Williams 2003-05
Paul Williams 1971-73
Walt Williams 1969-71
William Williksen 1931-32
Jeff Winter 1974-76
Luverne Winters 1939-40
Larry Withus 1979-84
Woelfle 1952-53
Ray Wolff 1966-67
Mike Wolle 1991-95
Wood 1921-22
Gene Wood 1969-73
Woodside 1954-55
Paul Woodside 1980-81
Lloyd Wright 1941-42
Sidney Wright 1924-26
Terrence Wynder 2005-SA

Y

R. Young 1946-47
Wayne Young 1940-43

Z

Gene Zachow 1973-76
Jared Ziemke 1999-00
Josh Ziemke 1998-04
Zimmerman 1921-22

*Please note our records are incomplete for some of the years leading us to believe that some of this information may be incorrect. Our apologies for any mistakes, omissions, etc. Please send your corrections/additions to:

Athletic Communications
175 Taylor Center
Minnesota State University
Mankato, MN 56001

PHONE: (507) 389-2625
FAX: (507) 389-1923



2012-13 MINNESOTA STATE MEN'S BASKETBALL

Mavericks in the MSU Hall-of-Fame



The 1946-47 basketball team is the only men's basketball team that has been inducted into the Minnesota State Hall of Fame. The squad finished 17-4, including a 5-2 first-place finish in the Minnesota Northern Teachers College Conference.

Year Played (Year Inducted, Year's played, teams played on)

1946-47 Men's Basketball Team (1989) - National runners-up in 1947...This MSU team overturned a number of the nation's best teams before being stopped by Marshall College (WVa) 73-59 in the national championship game...12 players making the trip included: Forwards--Don Olson, Dewey Nelson, Ken Swanson, Wally Spiceman and Paul Hustad; Centers--Henry Epp and Wally Eckman; Guards--Bill Sperlich, Jack Hodapp, Wayne Young, John Knoff and Denny Kigin. Team took 16-3 record into tourney, ending season at 20-4...Epp received Second-Team All-American honors...All five starters named All-Conference--Sperlich, Nelson and Epp first team; Olson and Hodapp second team...Coached by Jim Witham.

Ralph Coggeshall (1966, 1921-23, BB-FB) - Letterwinner in both basketball and football...Member of the 1922 football team which is the only undefeated football in MSU history and the first football team in MSU history...Senior class president in 1923...Responsible for maintaining interest in athletics during the early twenties when very few men were enrolled at MSU...After receiving a Master's Degree from Minnesota, he continues to pursue post-graduate work...Taught at various high schools in Minnesota.

Ken Swanson (1988, 1945-50, BB-FB-BB) - Earned a total of ten letters during MSU career - four in basketball, four in football, and two in baseball...Played on Northern Intercollegiate basketball and football championship teams all four years (1947-50)...Basketball team participated in national tournament twice during career...1946-47 team finished second in the nation, losing to Marshall in championship game...Played for MSU Hall of Fame coaches Jim Witham and Bob Otto...1981 Region II Athletic Director of the Year...Granddaughters (Angie & Amy Swanson) played basketball at MSU.

Tom Conlin (1987, 1948-52, BB, Bb, GF) - Participated on Maverick basketball, baseball, and golf teams from 1948-52...JV basketball team recorded 23-1 record as a freshman...During three seasons with MSU varsity basketball squad, team recorded 48-21 mark...Played for Hall of Fame Coaches C.P. Blakeslee (golf), Bud Myers (basketball) and Jim Witham (Baseball)...Served on MSU Alumni Board...Initiated MSU Twin Cities Alumni Association in 1964...President of MSU Alumni Association 1964-65...Graduate of Mankato High.

John Schultz (1982, 1957-61, BB) - Started as regular in 1958 his freshman year in basketball...Four-year letterwinner...One of the first big men MSU had in the basketball program...All-Conference Player for three years...Led conference in shooting for three years and was conference MVP in 1961...In 1961, Schultz was MSU Athlete of the Year, Snow King, All-American, a member of Who's Who in College Division, and co-captain...Played on two conference championship teams...Coached at Bethany Junior College...Played service basketball from 1963-65...Has coached at both Janesville High School and at Jackson High School where he won two district championships.

Duane Mettler (1981, 1952-56, BB) - Participated in both basketball and track while at MSU...Ended his basketball career as the then all-time leading scorer in MSU history with 1,472 points...Scored over 350 points three times during his career including a high of 566 points in 1956...Mettler served both as sophomore and senior class president...Snow King in 1955...A member of the letterman's club...Former head of MSU Basketball Alumni group...Mettler served as a Faculty member at MSU for over 25 years.

Wendell Jahnke (1986, 1951-53/55/57/61-62, FB-BB-BBB) - An athlete at MSU 1951-53, 1956-57 and 1961-62, was an All-Conference performer in both football and basketball...Team captain of the MSU basketball squad, and led the basketball team to two conference titles (1951-52, 1955-56), and the football team to one (1956)...Student Senate President while at MSU...Served a period of Huron College in Huron, S.D...Has been listed in "Who's Who in America" and "Leaders in Education," and served as vice president for Community Relations at MSU.

Les Sonnabend (1995, 1960-64, BB) - Four-year letter winner...Played on conference championship team in 1960-61...Played in two post-season tournaments in 1961 and 1964...Teams had 65-30 record during his four-year career...Co-captain of team his senior year...All-conference selection his senior year...Ranks 15th on MSU all-time scoring list with 1,126 points...Scored 387 points in '62-'63 and 377 points in '63-'64...President of M Club in 1963-'64...Member Alpha Nu Gamma National Honorary Language Fraternity...Member and contributor to the Basketball Alumni Association...Superintendent of Schools for the Prior Lake-Savage Area School District.

Tom Steiner (1989, 1970-74, TF-BBB) - Originally came to MSU in 1970 to play basketball...Played one year of hoops before deciding to concentrate solely on cross country and track and field...Track and cross country captain during four-year career...Earned All-American status in the mile in 1974 with his third-place national finish...At the time of induction, held the MSU record in the mile with a time of 4:53 (1974)...Tried out for United States Olympic team in 1976...Graduated from MSU in 1974 with a Bachelor of Science Degree in Business Administration.

Gene Glynn (1991, 1975-79, BSB-BB) - A four-year athletic career consisted of playing point guard for the basketball team and second base for the baseball team...Holds MSU basketball record for assists in a game (16, 1976), season (221, 1977), and career (772)...Set NC single-season assists record in 1976 with 9.6 per game...Led MSU in FT% in 1976 (.73)...Played on MSU's NCC basketball championship team in 1976...Coached basketball at Loyola High School of Mankato...Led baseball team in steals with 32 in 1978...Holds MSU career stolen base record (81)...Was All-NC in baseball (1979)...MSU athlete of the Year in 1978...Played professional baseball with the Montreal Expos organization for 11 years...Graduated from MSU with a B.S. Degree in Physical Education.

Virgil Goertzen (1982, 1950-54, FB-BB) - Outstanding football and basketball player at MSU...Four-year offensive and defensive end for football...Four-year basketball player...Served as team captain...All-Conference guard and was the "floor general" of Hall of Famer Jim Witham's All-Conference championship basketball team...Graduate assistant in football and basketball in 1954-55 and was freshman basketball coach...Head coach of basketball at Buffalo Center, Iowa in 1955-56 and New Ulm, from 1956-60...Son James played basketball at MSU 1978-82 for coach Lloyd Raymond.

Manny Beckman (1981, 1950-54, FB-BB-TF) - Eleven-time letterwinner including four each in basketball and football, and three in track...Of the 11 teams he played on, nine won conference championships...As a forward in basketball he won honorable mention as a sophomore and All-Conference as a junior...For track he competed in the hurdles and competed in the 1500 and 2000 yard events...As a quarterback on the football team won All-Conference honors as a sophomore and junior...As a junior he was named NIC's MVP...Set a 15 year school record for single season total yardage (1,300)...Named Outstanding Athlete in Mankato as a sophomore...Graduated with a B.S. Degree in U.S. History and Physical Education...Coached at Waseca High School and helped lay the groundwork for the Waseca Sports classic.

Jim Korth (1982, 1950-58, FB-BB) - Played football as a regular for three years and at the time of induction held the MSU record for longest pass for touchdowns in MSU football history...Regular on the basketball team as center for four years...District VI High School Coach of the Year 1976...Coached at Janesville High School, Waseca, and Loyola...At the time of his induction had coached his teams to ten track championships, four basketball championships, and 13 football conference championships...His basketball teams have been to numerous State Basketball Tournaments...Has recorded over 200 basketball wins and 150 wins in football.

Jerry Bodelson (1981, 1954-58, FB-BB-BBB) - Competed in football, basketball, and baseball from 1954-58...As a junior he earned All-Conference honors in football and basketball...Bodelson returned to MSU in 1969 after earning both his Master's and Doctorate degrees...Served as a guidance counselor until 1973 when he became involved with MSU Athletics as the assistant coach under Hall of Famer Lloyd "Butch" Raymond...During his stint with the basketball team, he compiled a 121-94 (563) record before taking the position as Coordinator of Intercollegiate Athletics in 1976.

Lee Loewen (1981, 1952-56, BB-TF) - NCAA All-American when he finished third in 110m high hurdles in 1956 with a time of 13.6...Qualified for and participated in 1956 U.S. Olympic Trials where he finished fourth behind the eventual Olympic gold (Lee Calhoun), silver (Rafer Johnson) and Bronze medalists (Milt Campbell)...Earned four letters in track and one each in football and basketball during MSU career...Established school 120-yd. high hurdle record in 1956 with 13.9 clocking...Named outstanding Athlete in Mankato his junior and senior seasons...Ranked ninth on MSU's Male Athletes of the Century list.

Duane "Dewey" Nelson (1983, 1947-50, BB-TE) - Basketball and tennis star at MSU...Four-time All-Conference performer in basketball...Captain of the 1950 MSU squad...Leading scorer three of his four seasons...Member of the 1946-50 conference championship teams...1947 team was 20-4 and national runnerup...1950 team was 21-5...Great athlete at Mankato High who won eight letters while playing basketball, football and track...MSU tennis letterman in 1949-50...First MSU varsity basketball player to score 300 points one season and 1,000 points in a career...Has coached high school football, basketball and tennis and reached the century club for coaches with over 100 HS tennis victories.

Jon Hagen (1983, 1961-65, BB-BBB) - Three-year All-Conference basketball player at MSU...Graduated from MSU in 1965 with a Bachelor's Degree...Was the Maverick team captain in basketball two seasons 1964-65...Played for Hall of Famer Bill Morris during his three seasons at MSU with a record of 48-25...His 50 points against Northern Illinois in 1965 is an MSU single game record...Holds MSU season record for field goal percentage .683 and career free throw percentage .900...Scored 407 points in 1964 and 366 in 1963 for a great three-year scoring binge...Was an All-Conference basketball player under Hall of Famer Jean McCarthy.

Jim Tetzloff (1988, 1961-65, BB-FB-BB) - Played basketball four years (1961-65), compiling a 1.20 points per game average his senior season and leading MSU to a 18-7 record...Basketball team compiled a 58-35 record during four-year career...Also competed two seasons in baseball and football...Played errorless at first base in 1964 and made only three errors in '65...Earned All-Northern Intercollegiate Conference honors for baseball in 1965...Played end and punter for Maverick football team in '63 and '64 seasons and in '64 made team-high 30 receptions for 330 yards...Averaged 37.4 yards per punt senior season.

Hal Peper (1990, 1952-55, BB) - Lettered in basketball for four years from 1952-55...Played under two Hall of Fame coaches in Jim Witham and Bob Otto...Played on the teams with the second and third most wins in MSU history (22 in 1952-53 and 21 in 1953-54)...Was a member of the Newman Club, Science Club and on the Scaring Hall Council...B.S. Degree in Chemistry and Biology...Member of Who's Who in America's Colleges and Universities...served as a Lieutenant in the U.S. Naval Air Command...Graduate of Marketing and Sales Management Program Syracuse University, Graduate School of Business 1967-68...Graduate of the U.C.A. School of Business, Executive Management Program 1971-72...President of the Southern California Chapter for the Leukemia Society of America 1979-83.

Brian Koepnick (2000, 1985-89, BB) - MSU men's basketball all-time leading scorer with 1,754 points...Named All-North Central Conference First Team twice...Named all-region first team twice...Two-time team MVP...Led NCC in scoring as a junior with 22.2 ppg...Established MSU single-season free throw percentage mark and ranked second in the nation in 1987-88 with .929 mark...Named NCC Player of the Week four times...Held 13 MSU records at conclusion of career...Maverick Achievement Award recipient as a senior scholar-athlete...Ranked second on MSU's Male Athletes of the Century list...Sixth-grade teacher at Lakeville Area Schools and interim girl's basketball varsity coach at Lakeville.

Forrest "Butch" Meyerman (2001, 1957-61, BB-GF) - Holds MSU and NCAA record (tie) for free throw percentage in a game (made of 20/20 vs. UW-River Falls in 1961)...Averaged 16.9 points per game as a senior on a team that went 11-4...Played on 1960-61 NSCC championship basketball team that ranked 17th in NAIA defense ranking allowing 62.3 ppg...Two-time basketball all-conference pick ('60 and '61)...Team captain of NIC golf championship team in '59...Captured conference golf individual title in '58...Six letters, all-conference three times, on conference championship teams three times, captain in two sports.

Norm Ness (2004, basketball, '55) - Hall of Fame - Four-time basketball letterwinner (1949-1955)...Three-time all-conference pick...Scored 435 points in 1955-'56 season, 424 points in 1953-'54 season and 399 points in 1952-'53 season...Seventh on MSU all-time scoring list with 1,431 career points...Was the school's all-time leading scorer when he played...Had 19.8 ppg average in '54-'55 and 17.2 average in '53-'54...Had a career-best 44 points in game vs. UW-La Crosse in 1954...Three-time team captain...MSU went a combined 76-29 and won three conference championships while he played...College basketball career was interrupted by a 21-month tour of duty with the U.S. Army...Graduated in 1955...Passed away in automobile accident in 1965.

Monte Dufault (2008, 1988-93, Basketball) - Hall of Fame - Four-year...All-NCC guard as senior...Led MSU in assists junior and senior seasons...1365 points ranks 12th on MSU's all-time list...Holds or has held MSU records for career games played (116), three-pointers made in a season (93 in 1991-92) and career three-point percentage (.468, 220/470), single-season steals (74 in 1991-92), career steals (209) and steals per game (2.6 in 1992)...Named All-Region second team as a senior...Led MSU in scoring as a senior with 14.7 ppg...Three-year co-captain and four-year starter...Named to NCC All-Freshman team...Three-time Academic All-NCC selection...Maverick Achievement Award recipient as a senior scholar-athlete...Named MSU's Senior Male Athlete of the Year for 1992-93...Played three years of minor league baseball in Minnesota Twins organization.



Ralph Coggeshall
(1921-22)



Ken Swanson
(1946-47)



Tom Conlin
(1948-52)



John Schultz
(1951-55)




Duane Mettler
(1952-56)




Wendell Jahnke
(1955-57)



Les Sonnabend
(1960-64)



Tom Steiner
(1967-69)



Gene Glynn
(1975-79)



Three times in the last eight off-seasons, a Minnesota State alumnus has worked out with a team from the National Basketball Association. Jermaine Brown was the first to perform the feat, working out with his hometown Chicago Bulls during the summer of 2004.

In 2005, Jamel Staten was a member of the Minnesota Timberwolves' entry into the Timberwolf Summer League held in Target Center in Minneapolis, Minn. Staten appeared in four games for the Wolves squad, averaging 3.3 ppg and 1.3 rpg while playing an average of 13.0 mpg.

In the summer of 2007, Luke Anderson joined the Minnesota Timberwolves for their summer league in Las Vegas where he averaged 0.7 ppg and 1.3 rpg while playing 5.7 minutes per game.

Currently several Mavericks – including Anderson – are playing professionally in Europe and America.

On Nov. 3, former Maverick Marcus Hill was taken as the sixth pick in the seventh round of the National Basketball Development League draft by the Springfield Armor. Hill now heads to camp with the Armor for a shot at making the team.

Prior to Brown and Staten's brief flirtation with the NBA, the last Maverick to harbor professional aspirations was Pat Coleman who signed a contract with the Sioux Falls Skyforce of the Continental Basketball


Mavericks Who Have Played Professionally Coached By Margenthaler

Jermaine Brown.....	Harlem Globetrotters
Jamel Staten.....	Chiba Jets (Japan)
Luke Anderson.....	Rio Grande Valley (America)
Tony Thomason.....	Muenchen (Germany)
Corey Easley.....	Osnabreck (Germany)
Paris Kyles.....	Stal Stalowa Wola (Poland)
Atila Santos.....	Flamengo (Brazil)
Travis Nelson.....	KK Sentjur (Slovenia)
Jefferson Mason.....	Webmoebel Baskets
Cameron Hodges.....	Kayl Red Miners (Luxembourg)


Association following the completion of his eligibility at MSU, though he never suited up for the Skyforce.

It was quite a dry spell between Coleman's contract and the player before him to make a run at pro ball, that being Elisha McSweeney who holds the distinction of being the last MSU player to be drafted by a NBA franchise. McSweeney was a 10th-round draft pick of the Cleveland Cavaliers in 1976, though he did not make the team.

The first MSU player to give the professional ranks a go was Duane Mettler, who went to camp with the Minneapolis Lakers in 1958, the same year that eventual Hall of Famer Elgin Baylor was drafted #1 by the Lakers.



Elisha McSweeney remains MSU's last draftee by a NBA franchise when the Cleveland Cavaliers took him in the 10th round in 1975.



Two-time All-North Central Conference swingman Jermaine Brown signed a free agent contract with the Chicago Bulls in the summer of 2004.



Staten appeared in four Timberwolves Summer League games for Minnesota, averaging 3.3 ppg while playing 13.0 mpg for the Wolves.



2012-13 MINNESOTA STATE MEN'S BASKETBALL

1996-97 Combined Stats

RECORD:	OVERALL	HOME	AWAY	NEUTRAL
ALL GAMES	16-11	15-10	0-1	1-0
CONFERENCE	10-8		0-0	0-0
NON-CONFERENCE	6-3	5-2	0-1	1-0

##	Player	gp-gs	min	avg	Total		3-Point		F-Throw		Rebounds				pf	dq	a	to	blk	stl	pts	avg
					fg-fga	fg%	3fg-fga	3fg%	ft-fa	ft%	off	def	tot	avg								
13	Ryan Benish	27-25	696	25.8	81-182	.445	55-118	.466	30-35	.857	13	49	62	2.3	43	1	49	27	0	19	247	9.1
15	John Hoffman	20-0	230	11.5	15-43	.349	3-7	.429	14-17	.824	6	14	20	1.0	20	0	26	18	0	13	47	2.4
21	Blaine Joerger	27-7	497	18.4	56-149	.376	22-84	.262	39-63	.619	15	43	58	2.1	38	1	40	38	0	23	173	6.4
23	Floyd Coleman	12-0	111	9.3	16-37	.432	2-9	.222	9-15	.600	10	8	18	1.5	12	0	4	7	1	7	43	3.6
25	Ausery Washington	20-18	610	30.5	80-166	.482	8-19	.421	23-45	.511	20	52	72	3.6	51	3	96	73	5	36	191	9.6
31	Dontae Johnson	24-1	226	9.4	29-71	.408	11-26	.423	18-26	.692	13	20	33	1.4	17	0	12	11	8	5	87	3.6
33	David Kruse	27-24	950	35.2	205-396	.518	30-83	.361	100-128	.781	65	174	239	8.9	71	2	71	63	13	27	540	20.0
35	Dan Corley	9-0	19	2.1	1-3	.333	0-0	.000	0-0	.000	3	3	6	0.7	3	0	1	0	0	2	0.2	
41	Micah Watkins	23-0	265	11.5	45-96	.469	0-1	.000	26-53	.491	29	41	70	3.0	56	2	11	18	8	11	116	5.0
45	Jason White	25-1	317	12.7	31-77	.403	6-16	.375	27-45	.600	30	37	67	2.7	36	0	26	20	4	11	96	3.8
51	Chad Weeks	27-24	654	24.2	95-244	.389	38-110	.345	44-57	.772	37	74	111	4.1	60	1	101	50	4	24	272	10.1
53	Mark Lancaster	6-0	54	9.0	8-16	.500	0-0	.000	11-14	.786	5	10	15	2.5	7	0	4	7	6	0	27	4.5
55	Jamie Nelson	27-25	766	28.4	134-246	.545	0-0	.000	62-80	.775	79	148	227	8.4	86	3	49	61	23	15	330	12.2
Team											44	53	97									
Total.....		27	5395		796-1726	.461	175-473	.370	403-578	.697	369	726	1095	40.6	500	13	490	393	72	191	2170	80.4
Opponents.....		27	5425		739-1702	.434	178-499	.357	411-571	.720	352	651	1003	37.1	529	15	392	387	48	210	2067	76.6

TEAM STATISTICS	MSUMBB	OPP	Date	Opponent	Score	Att.
SCORING	2170	2067	11/22/96	WINONA STATE	W 77-62	2111
Points per game	80.4	76.6	11/23/96	MICHIGAN TECH	W 92-77	1896
Scoring margin	+3.8	-	11/29/96	vs Central Washington	W 68-57	500
FIELD GOALS-ATT	796-1726	739-1702	11/30/96	SEATTLE PACIFIC	L 63-72	500
Field goal pct	.461	.434	12/06/96	SOUTHWEST STATE	W 81-67	1013
3 POINT FG-ATT	175-473	178-499	12/09/96	MINNESOTA-CROOKSTON	W 106-66	350
3-point FG pct	.370	.357	12/14/96	at Minnesota-Duluth	L 74-75	786
3-pt FG made per game	6.5	6.6	12/19/96	MINNESOTA-MORRIS	L 76-85	560
FREE THROWS-ATT	403-578	411-571	12/21/96	BEMIDJI STATE	W 84-64	471
Free throw pct	.697	.720	* 12/28/96	AUGUSTANA	W 79-72	791
F-Throws made per game	14.9	15.2	* 12/29/96	SOUTH DAKOTA STATE	L 80-82	1017
REBOUNDS	1095	1003	* 01/03/97	NEBRASKA-OMAHA	W 77-63	1000
Rebounds per game	40.6	37.1	* 01/04/97	NORTHERN COLORADO	Wot 82-80	452
Rebounding margin	+3.4	-	* 01/10/97	NORTH DAKOTA STATE	W 72-65	978
ASSISTS	490	392	* 01/11/96	NORTH DAKOTA	W 99-85	1112
Assists per game	18.1	14.5	* 01/17/97	MORNINGSIDE	L 88-93	1890
TURNOVERS	393	387	* 01/18/97	SOUTH DAKOTA	W 105-103	3415
Turnovers per game	14.6	14.3	* 01/25/97	ST. CLOUDSTATE	W 73-67	2476
Turnover margin	-0.2	-	* 01/31/97	NORTHERN COLORADO	L 73-79	1121
Assist/turnover ratio	1.2	1.0	* 02/01/97	NEBRASKA-OMAHA	W 82-79	0
STEALS	191	210	* 02/07/97	NORTH DAKOTA	W 96-78	1873
Steals per game	7.1	7.8	* 02/08/97	NORTH DAKOTA STATE	L 67-82	6127
BLOCKS	72	48	* 02/14/97	SOUTH DAKOTA	L 60-74	1017
Blocks per game	2.7	1.8	* 02/15/97	MORNINGSIDE	L 81-88	1783
ATTENDANCE	40407	1286	* 02/22/97	ST. CLOUDSTATE	L 73-74	2462
Home games-Avg/Game	25-1616	1-786	* 02/28/97	SOUTH DAKOTA STATE	L 79-100	3188
Neutral site-Avg/Game	-	1-500	* 03/01/97	AUGUSTANA	W 85-79	2804

Score by Periods	1st	2nd	OT	Totals
Minnesota State	1004	1156	12	2172
Opponents	946	1112	10	2068

* - Conference game

2012-13 MINNESOTA STATE MEN'S BASKETBALL



1996-97 Points • Rebounds • Assists

Opponent	Date	Score	13		15		21		23		25		31		33	
			BENISH,RYA	HOFFMAN,JO	JOERGER,BL	COLEMAN,FL	WASHINGTON	JOHNSON,DO	KRUSE,DAV							
WINONA STATE	11/22/96	77-62	w	16-56	DNP	1-4-1	0-0-0	7-3-6	DNP	23-7-1						
MICHIGAN TECH	11/23/96	92-77	w	6-4-3	DNP	21-2-5	DNP	8-5-5	DNP	26-9-1						
vs Central Washington	11/29/96	68-57	w	2-0-2	DNP	8-4-3	DNP	3-5-8	0-0-0	17-8-0						
SEATTLE PACIFIC	11/30/96	63-72	L	3-1-1	DNP	9-4-2	DNP	12-3-3	0-0-0	11-5-2						
SOUTHWEST STATE	12/06/96	81-67	w	6-2-1	0-0-1	7-3-2	2-2-0	7-4-2	0-1-2	21-9-3						
MINNESOTA-CROOKSTON	12/09/96	106-66	w	23-0-4	4-2-1	4-1-4	6-3-1	10-2-6	7-6-1	14-10-5						
at Minnesota-Duluth	12/14/96	74-75	L	27-2-4	DNP	4-2-2	DNP	4-0-3	0-0-0	17-7-1						
MINNESOTA-MORRIS	12/19/96	76-85	L	9-1-2	DNP	9-0-0	DNP	8-3-4	2-1-0	23-4-1						
BEMIDJI STATE	12/21/96	84-64	w	3-4-2	2-2-0	12-4-0	2-1-0	7-5-3	6-1-1	15-6-4						
AUGUSTANA	12/28/96	79-72	w	18-5-3	DNP	1-3-2	DNP	15-3-2	DNP	18-14-2						
SOUTH DAKOTA STATE	12/29/96	80-82	L	2-1-1	6-1-1	6-0-2	DNP	10-1-2	0-0-0	18-5-3						
NEBRASKA-OMAHA	01/03/97	77-63	w	6-1-1	7-2-0	3-0-0	0-0-0	8-7-6	5-2-1	26-7-3						
NORTHERN COLORADO	01/04/97	82-80	w	19-2-0	2-0-3	4-4-0	DNP	11-2-4	0-0-0	18-11-5						
NORTH DAKOTA STATE	01/10/97	72-65	w	10-4-1	0-0-0	3-1-0	DNP	15-7-5	0-0-0	17-10-1						
NORTH DAKOTA	01/11/96	99-85	w	3-2-2	0-0-2	12-1-1	2-0-0	5-4-10	4-0-0	31-10-2						
MORNINGSIDE	01/17/97	88-93	L	3-2-1	4-2-1	0-1-2	DNP	19-7-5	11-2-0	21-6-2						
SOUTH DAKOTA	01/18/97	105-103	w	21-4-4	4-3-0	0-0-1	DNP	12-1-6	5-0-1	24-7-3						
ST. CLOUD STATE	01/25/97	73-67	w	18-4-0	0-0-1	0-1-1	DNP	14-2-6	0-0-0	24-11-4						
NORTHERN COLORADO	01/31/97	73-79	L	13-2-0	0-0-0	6-1-0	DNP	7-3-5	3-0-1	10-10-4						
NEBRASKA-OMAHA	02/01/97	82-79	w	6-4-1	3-1-3	1-2-0	DNP	9-5-5	2-2-1	26-12-3						
NORTH DAKOTA	02/07/97	96-78	w	6-5-2	5-0-1	20-4-3	1-1-1	DNP	0-1-0	23-8-2						
NORTH DAKOTA STATE	02/08/97	67-82	L	2-3-2	2-1-3	7-4-2	0-2-0	DNP	10-1-1	23-13-3						
SOUTH DAKOTA	02/14/97	60-74	L	6-2-3	6-1-1	5-4-1	DNP	DNP	5-1-2	17-12-2						
MORNINGSIDE	02/15/97	81-88	L	0-0-0	0-0-2	6-2-2	12-4-0	DNP	2-3-1	21-9-4						
ST. CLOUD STATE	02/22/97	73-74	L	0-0-1	0-1-4	6-0-1	7-3-2	DNP	15-7-0	26-10-3						
SOUTH DAKOTA STATE	02/28/97	79-100	L	8-2-1	2-2-2	6-4-0	6-1-0	DNP	5-1-0	12-4-4						
AUGUSTANA	03/01/97	85-79	w	11-0-1	0-2-0	12-2-3	5-1-0	DNP	5-4-0	18-15-3						

Opponent	Date	Score	35		41		45		51		53		55	
			CORLEY,DAN	WATKINS,MI	WHITE,JASO	WEEKS,CHAD	LANCASTER,	NELSON,JAM						
WINONA STATE	11/22/96	77-62	w	DNP	DNP	2-5-1	8-3-6	9-7-2	11-7-1					
MICHIGAN TECH	11/23/96	92-77	w	DNP	DNP	5-4-2	6-4-3	4-2-1	16-8-5					
vs Central Washington	11/29/96	68-57	w	DNP	DNP	14-4-3	12-8-2	0-0-0	12-13-0					
SEATTLE PACIFIC	11/30/96	63-72	L	DNP	DNP	2-1-1	4-3-2	1-0-0	21-8-3					
SOUTHWEST STATE	12/06/96	81-67	w	0-0-0	1-0-0	7-1-0	9-4-4	2-2-1	19-9-0					
MINNESOTA-CROOKSTON	12/09/96	106-66	w	0-1-0	2-3-0	4-6-0	13-6-4	11-4-0	8-2-0					
at Minnesota-Duluth	12/14/96	74-75	L	0-1-0	0-3-2	10-6-1	3-2-3	DNP	10-8-6					
MINNESOTA-MORRIS	12/19/96	76-85	L	DNP	0-1-1	5-4-2	7-5-4	DNP	10-10-0					
BEMIDJI STATE	12/21/96	84-64	w	2-2-1	12-5-0	5-6-1	13-2-4	DNP	5-9-2					
AUGUSTANA	12/28/96	79-72	w	DNP	7-1-0	1-1-3	9-2-5	DNP	10-7-2					
SOUTH DAKOTA STATE	12/29/96	80-82	L	DNP	8-3-0	8-2-1	4-5-3	DNP	18-10-1					
NEBRASKA-OMAHA	01/03/97	77-63	w	0-0-0	1-1-0	1-1-0	2-6-4	DNP	18-15-5					
NORTHERN COLORADO	01/04/97	82-80	w	DNP	0-2-2	1-4-0	8-3-2	DNP	19-8-4					
NORTH DAKOTA STATE	01/10/97	72-65	w	DNP	4-0-0	0-1-1	17-5-8	DNP	6-5-0					
NORTH DAKOTA	01/11/96	99-85	w	0-0-0	6-3-1	8-2-0	16-5-6	DNP	12-7-3					
MORNINGSIDE	01/17/97	88-93	L	DNP	5-5-1	2-2-1	1-4-1	DNP	22-9-2					
SOUTH DAKOTA	01/18/97	105-103	w	DNP	5-4-0	8-5-1	18-3-3	DNP	8-5-1					
ST. CLOUD STATE	01/25/97	73-67	w	DNP	3-7-2	3-3-2	9-5-2	DNP	2-9-0					
NORTHERN COLORADO	01/31/97	73-79	L	DNP	5-0-0	4-2-3	7-5-5	DNP	18-9-0					
NEBRASKA-OMAHA	02/01/97	82-79	w	0-1-0	12-6-0	0-2-1	21-2-2	DNP	2-5-1					
NORTH DAKOTA	02/07/97	96-78	w	0-1-0	3-1-1	4-1-0	20-7-4	DNP	14-8-0					
NORTH DAKOTA STATE	02/08/97	67-82	L	DNP	8-4-0	0-2-0	2-2-3	DNP	13-7-2					
SOUTH DAKOTA	02/14/97	60-74	L	DNP	1-1-0	0-1-1	11-4-3	DNP	9-12-3					
MORNINGSIDE	02/15/97	81-88	L	DNP	13-7-0	0-0-0	16-2-6	DNP	11-11-2					
ST. CLOUD STATE	02/22/97	73-74	L	DNP	3-2-0	DNP	3-2-4	DNP	13-13-4					
SOUTH DAKOTA STATE	02/28/97	79-100	L	0-0-0	15-10-1	1-1-1	12-5-6	DNP	12-4-1					
AUGUSTANA	03/01/97	85-79	w	DNP	2-1-0	DNP	21-7-2	DNP	11-9-1					



2012-13 MINNESOTA STATE MEN'S BASKETBALL

1997-98 Combined Stats

RECORD:	OVERALL	HOME	AWAY	NEUTRAL
ALL GAMES	19-8	19-8	0-0	0-0
CONFERENCE	10-6	10-6	0-0	0-0
NON-CONFERENCE	9-2	9-2	0-0	0-0

##	Player	gp-gs	min	Total		3-Point		F-Throw		Rebounds				pf	dq	a	to blk	stl	pts	avg				
				fg-fga	fg%	3fg-fga	3fg%	ft-fa	ft%	off	def	tot	avg											
21	Blaine Joerger	27-8	703	26.0	129-293	.440	72-169	.426	77-87	.885	20	32	52	1.9	56	0	40	42	2	22	407	15.1		
33	Dontae Johnson	27-26	855	31.7	147-326	.451	51-114	.447	38-56	.679	44	81	125	4.6	65	0	44	37	18	28	383	14.2		
05	Jamous Powell	27-26	951	35.2	144-286	.503	5-22	.227	71-109	.651	31	88	119	4.4	82	2	143	53	4	55	364	13.5		
45	Chris Larson	27-26	713	26.4	100-195	.513	1-1	1.000	48-62	.774	61	110	171	6.3	69	2	21	32	5	31	245	9.2		
55	Jamie Nelson	24-21	628	26.2	84-188	.447	0-1	.000	34-49	.694	50	121	171	7.1	78	5	40	58	25	9	202	8.4		
13	Ryan Benish	26-18	555	21.5	68-149	.456	40-92	.435	28-38	.737	5	45	50	1.9	30	1	40	17	0	11	204	7.8		
35	Dan Corley	27-0	412	15.3	61-125	.488	0-1	.000	46-69	.667	43	87	130	4.8	59	2	15	18	3	8	168	6.2		
41	Micah Watkins	10-5	186	18.6	17-46	.370	0-1	.000	10-28	.357	18	33	51	5.1	21	1	12	12	8	4	44	4.4		
23	Donald Knox	25-0	281	11.2	29-65	.446	0-2	.000	25-34	.735	23	34	57	2.3	35	0	16	17	1	7	83	3.3		
31	Eric Siebrands	8-0	86	11.1	9-29	.310	4-19	.211	3-5	.600	9	5	14	1.8	6	0	7	7	2	3	25	3.1		
11	Mark Popowski	25-0	133	5.3	5-23	.217	5-19	.263	8-14	.571	1	11	12	0.5	18	0	9	11	1	5	23	0.9		
15	Jay Larson	1-0	1	1.0	0-0	.000	0-0	.000	0-0	.000	0	0	0	0.0	0	0	1	0	0	0	0	0.0		
25	Jason Foster	6-0	14	2.3	0-4	.000	0-1	.000	0-0	.000	1	1	2	0.3	1	0	3	1	0	0	0	0.0		
Team											34	46	80											
Total.....		27	5525	793-1729	.459	178-442	.403	388-551	.704	340	694	1034	38.3	520	13	391	308	69	183	2152	79.7			
Opponents.....		27	5525	701-1590	.441	150-440	.341	431-592	.728	293	685	978	36.2	489	11	365	357	98	155	1983	73.4			

TEAM STATISTICS	MSUMBB	OPP	Date	Opponent	Score	Att.
SCORING	2152	1983	11/21/97	MOORHEAD STATE	W 75-73	1869
Points per game	79.7	73.4	11/22/97	CENTRAL ARKANSAS	W 88-80	2309
Scoring margin	+6.3	-	11/26/97	MOUNT SENARIO	W 79-54	653
FIELD GOALS-ATT	793-1729	701-1590	12/1/97	DAKOTA WESLEYAN	W 77-66	263
Field goal pct	.459	.441	12/6/97	WINONA STATE	W 70-60	505
3 POINT FG-ATT	178-442	150-440	12/9/97	MINNESOTA-CROOKSTON	W 89-74	0
3-point FG pct	.403	.341	12/13/97	MINNESOTA-DULUTH	W 63-58	432
3-pt FG made per game	6.6	5.6	12/15/97	BEMIDJI STATE	W 70-50	997
FREE THROWS-ATT	388-551	431-592	* 12/20/97	AUGUSTANA	L 62-74	2453
Free throw pct	.704	.728	* 12/21/97	SOUTH DAKOTA STATE	L 72-74	3116
F-Throws made per game	14.4	16.0	12/29/97	SOUTHWEST STATE	L&2 85-88	1052
REBOUNDS	1034	978	* 1/2/98	NEBRASKA-OMAHA	W&t 92-86	1223
Rebounds per game	38.3	36.2	* 1/3/98	NORTHERN COLORADO	W&t 78-69	992
Rebounding margin	+2.1	-	* 1/9/98	NORTH DAKOTA STATE	W 98-80	2612
ASSISTS	391	368	* 1/10/98	NORTH DAKOTA	L 79-87	2247
Assists per game	14.5	13.6	1/16/98	MORNINGSIDE	W 87-67	1743
TURNOVERS	308	357	* 1/17/98	SOUTH DAKOTA	W 80-68	1632
Turnovers per game	11.4	13.2	* 1/24/98	ST. CLOUDSTATE	W 81-73	1605
Turnover margin	+1.8	-	* 1/30/98	NORTHERN COLORADO	W&t 76-74	914
Assist/turnover ratio	1.3	1.0	* 1/31/98	NEBRASKA-OMAHA	W 85-72	0
STEALS	183	155	* 2/6/98	NORTH DAKOTA	W 86-52	1828
Steals per game	6.8	5.7	* 2/7/98	NORTH DAKOTA STATE	L 69-76	2312
BLOCKS	69	98	* 2/13/98	SOUTH DAKOTA	L 75-110	2875
Blocks per game	2.6	3.6	2/14/98	MORNINGSIDE	L 88-89	1100
ATTENDANCE	41633	0	* 2/21/98	ST. CLOUDSTATE	L 78-83	2843
Home games-Avg/Game	27-1542	0-0	* 2/27/98	SOUTH DAKOTA STATE	W 85-75	2646
Neutral site-Avg/Game	-	0-0	* 2/28/98	AUGUSTANA	W 85-71	1412

Score by Periods	1st	2nd	OT	OT2	Totals
Minnesota State	982	1105	52	13	2152
Opponents	921	1011	35	16	1983

* - Conference game

2012-13 MINNESOTA STATE MEN'S BASKETBALL



1997-98 Points • Rebounds • Assists

Opponent	Date	Score	05		11		13		15		21		23		25	
			POWELL, JAM	POPOWSKI, M	BENISH, RYA	LARSON, JAY	JOERGER, BL	KNOX, DONAL	FOSTER, JAS							
MOORHEAD STATE	11/21/97	75-73	W	8-36	3-2-0	17-13	DNP	6-1-0	DNP	DNP	DNP	DNP	DNP	DNP	DNP	DNP
CENTRAL ARKANSAS	11/22/97	88-80	W	4-45	5-0-0	14-43	DNP	20-10	2-0-1	DNP	DNP	DNP	DNP	DNP	DNP	DNP
MOUNT SENARIO	11/26/97	79-54	W	4-43	3-0-1	11-5-1	DNP	9-3-2	0-0-0	DNP	DNP	DNP	DNP	DNP	DNP	DNP
DAKOTA WESLEYAN	12/1/97	77-66	W	8-38	0-0-1	5-2-1	DNP	8-3-1	DNP	DNP	DNP	DNP	DNP	DNP	DNP	DNP
WINONA STATE	12/6/97	70-60	W	15-56	0-0-0	0-1-2	DNP	16-23	2-2-1	DNP	DNP	DNP	DNP	DNP	DNP	DNP
MINNESOTA-CROOKSTON	12/9/97	89-74	W	15-22	6-1-0	5-2-1	DNP	14-2-1	4-3-1	DNP	DNP	DNP	DNP	DNP	DNP	DNP
MINNESOTA-DULUTH	12/13/97	63-58	W	8-36	0-0-0	3-0-2	DNP	6-1-3	2-1-0	DNP	DNP	DNP	DNP	DNP	DNP	DNP
BEMIDJI STATE	12/15/97	70-50	W	6-34	0-0-0	6-24	DNP	21-40	4-3-2	0-0-0	0-0-0	0-0-0	0-0-0	0-0-0	0-0-0	0-0-0
AUGUSTANA	12/20/97	62-74	L	9-63	0-0-0	9-1-2	DNP	9-2-0	0-0-0	DNP	DNP	DNP	DNP	DNP	DNP	DNP
SOUTH DAKOTA STATE	12/21/97	72-74	L	16-40	0-1-0	9-3-2	DNP	19-1-1	1-2-0	DNP	DNP	DNP	DNP	DNP	DNP	DNP
SOUTHWEST STATE	12/29/97	85-88	L	9-56	0-1-0	15-6-1	DNP	9-2-1	4-0-1	DNP	DNP	DNP	DNP	DNP	DNP	DNP
NEBRASKA-OMAHA	1/2/98	92-86	W	13-54	0-0-0	11-2-1	DNP	16-23	7-4-0	DNP	DNP	DNP	DNP	DNP	DNP	DNP
NORTHERN COLORADO	1/3/98	78-69	W	16-53	0-0-1	25-0-2	DNP	10-2-0	5-4-1	DNP	DNP	DNP	DNP	DNP	DNP	DNP
NORTH DAKOTA STATE	1/9/98	98-80	W	17-58	3-0-0	13-3-2	DNP	21-1-0	2-1-0	0-1-1	0-1-1	0-1-1	0-1-1	0-1-1	0-1-1	0-1-1
NORTH DAKOTA	1/10/98	79-87	L	21-58	0-0-0	6-1-1	DNP	14-3-1	5-3-0	DNP	DNP	DNP	DNP	DNP	DNP	DNP
MORNINGSIDE	1/16/98	87-67	W	14-48	0-0-4	0-3-0	DNP	23-2-1	8-7-0	0-0-0	0-0-0	0-0-0	0-0-0	0-0-0	0-0-0	0-0-0
SOUTH DAKOTA	1/17/98	80-68	W	18-53	0-0-0	25-2-1	DNP	7-0-3	0-1-0	DNP	DNP	DNP	DNP	DNP	DNP	DNP
ST. CLOUD STATE	1/24/98	81-73	W	20-38	DNP	0-24	DNP	11-2-1	0-1-0	DNP	DNP	DNP	DNP	DNP	DNP	DNP
NORTHERN COLORADO	1/30/98	76-74	W	10-85	0-0-1	2-1-4	DNP	29-1-0	11-4-0	DNP	DNP	DNP	DNP	DNP	DNP	DNP
NEBRASKA-OMAHA	1/31/98	85-72	W	12-56	2-2-0	17-4-0	DNP	10-3-4	3-2-0	DNP	DNP	DNP	DNP	DNP	DNP	DNP
NORTH DAKOTA	2/6/98	86-52	W	19-73	1-3-0	2-0-1	DNP	19-2-5	0-2-0	0-1-0	0-1-0	0-1-0	0-1-0	0-1-0	0-1-0	0-1-0
NORTH DAKOTA STATE	2/7/98	69-76	L	17-45	0-0-0	0-1-0	DNP	19-2-1	0-1-0	DNP	DNP	DNP	DNP	DNP	DNP	DNP
SOUTH DAKOTA	2/13/98	75-110	L	5-45	0-2-1	3-3-0	0-0-1	26-23	10-10-1	0-0-2	0-0-2	0-0-2	0-0-2	0-0-2	0-0-2	0-0-2
MORNINGSIDE	2/14/98	88-89	L	20-57	0-0-0	DNP	DNP	28-1-2	0-1-5	DNP	DNP	DNP	DNP	DNP	DNP	DNP
ST. CLOUD STATE	2/21/98	78-83	L	29-25	DNP	0-1-1	DNP	18-3-2	4-1-1	DNP	DNP	DNP	DNP	DNP	DNP	DNP
SOUTH DAKOTA STATE	2/27/98	85-75	W	24-65	0-0-0	1-0-1	DNP	14-1-1	9-4-2	DNP	DNP	DNP	DNP	DNP	DNP	DNP
AUGUSTANA	2/28/98	85-71	W	7-4-11	0-0-0	5-0-0	DNP	5-3-1	0-0-0	DNP	DNP	DNP	DNP	DNP	DNP	DNP

Opponent	Date	Score	31		33		35		41		45		55	
			SIEBRANDS,	JOHNSON, DO	CORLEY, DAN	WATKINS, MI	LARSON, CHR	NELSON, JAM						
MOORHEAD STATE	11/21/97	75-73	W	0-20	17-4-1	6-5-0	6-5-3	6-2-0	6-6-1					
CENTRAL ARKANSAS	11/22/97	88-80	W	2-12	8-6-0	9-7-0	0-4-1	12-3-0	12-14-3					
MOUNT SENARIO	11/26/97	79-54	W	4-4-1	16-4-0	10-9-1	8-8-2	4-5-1	10-9-2					
DAKOTA WESLEYAN	12/1/97	77-66	W	8-22	16-9-0	5-5-1	7-2-1	5-7-2	15-18-1					
WINONA STATE	12/6/97	70-60	W	3-1-2	5-4-2	13-9-0	2-2-1	14-4-0	DNP					
MINNESOTA-CROOKSTON	12/9/97	89-74	W	7-1-0	10-7-1	4-2-0	6-7-1	18-7-0	DNP					
MINNESOTA-DULUTH	12/13/97	63-58	W	0-1-0	18-3-4	4-2-0	12-10-1	10-9-0	DNP					
BEMIDJI STATE	12/15/97	70-50	W	1-2-0	16-6-2	10-9-2	0-7-0	6-9-0	0-0-0					
AUGUSTANA	12/20/97	62-74	L	DNP	17-1-2	2-3-0	2-0-1	6-5-0	8-6-2					
SOUTH DAKOTA STATE	12/21/97	72-74	L	DNP	0-4-0	3-4-0	1-6-1	11-4-1	12-9-1					
SOUTHWEST STATE	12/29/97	85-88	L	DNP	7-3-2	11-6-1	DNP	12-10-0	18-6-2					
NEBRASKA-OMAHA	1/2/98	92-86	W	DNP	18-2-3	9-7-1	DNP	16-12-2	2-1-0					
NORTHERN COLORADO	1/3/98	78-69	W	DNP	6-5-1	6-4-0	DNP	4-6-1	6-6-0					
NORTH DAKOTA STATE	1/9/98	98-80	W	DNP	28-6-0	2-2-2	DNP	6-6-0	6-8-0					
NORTH DAKOTA	1/10/98	79-87	L	DNP	14-2-1	4-1-1	DNP	10-5-2	5-11-3					
MORNINGSIDE	1/16/98	87-67	W	DNP	27-4-2	0-1-1	DNP	7-6-0	8-7-1					
SOUTH DAKOTA	1/17/98	80-68	W	DNP	8-6-2	4-3-1	DNP	12-9-1	6-6-3					
ST. CLOUD STATE	1/24/98	81-73	W	DNP	11-6-2	6-6-0	DNP	13-7-1	20-8-2					
NORTHERN COLORADO	1/30/98	76-74	W	DNP	10-4-3	2-7-1	DNP	4-6-0	8-7-3					
NEBRASKA-OMAHA	1/31/98	85-72	W	DNP	17-3-2	8-7-0	DNP	12-6-3	4-2-4					
NORTH DAKOTA	2/6/98	86-52	W	DNP	15-8-2	10-4-0	DNP	13-7-1	7-12-1					
NORTH DAKOTA STATE	2/7/98	69-76	L	DNP	18-7-1	1-6-1	DNP	4-3-3	10-8-1					
SOUTH DAKOTA	2/13/98	75-110	L	DNP	9-3-2	14-3-0	DNP	5-4-0	3-4-2					
MORNINGSIDE	2/14/98	88-89	L	DNP	13-4-2	4-5-0	DNP	11-5-1	12-7-2					
ST. CLOUD STATE	2/21/98	78-83	L	DNP	13-1-3	2-4-0	DNP	6-6-0	6-7-0					
SOUTH DAKOTA STATE	2/27/98	85-75	W	DNP	19-6-0	2-4-0	DNP	6-10-1	10-8-5					
AUGUSTANA	2/28/98	85-71	W	DNP	27-7-4	17-5-2	DNP	16-8-1	8-1-1					



2012-13 MINNESOTA STATE MEN'S BASKETBALL

1998-99 Combined Stats

RECORD:	OVERALL	HOME	AWAY	NEUTRAL
ALL GAMES	16-11	16-11	0-0	0-0
CONFERENCE	9-9	9-9	0-0	0-0
NON-CONFERENCE	7-2	7-2	0-0	0-0

##	Player	gp-gs	min	avg	Total		3-Point		F-Throw		Rebounds				a	to	blk	stl	pts	avg				
					fg-fga	fg%	3fg-fga	3fg%	ft-fa	ft%	off	def	tot	avg							pf	dq		
05	Jamous Powell	27-23	847	31.4	121-319	.379	17-57	.298	68-105	.648	40	78	118	4.4	76	6	99	64	3	45	327	12.1		
11	Mark Popowski	12-0	42	3.5	6-14	.429	3-9	.333	5-6	.833	2	3	5	0.4	10	0	4	7	0	0	20	1.7		
13	Jay Larson	27-4	395	14.6	21-57	.368	10-22	.455	7-10	.700	8	29	37	1.4	32	0	42	26	0	14	59	2.2		
21	Blaine Joerger	27-27	891	33.0	162-365	.444	87-204	.426	89-111	.802	28	70	98	3.6	50	0	48	40	1	34	500	18.5		
23	Donald Knox	27-0	320	11.9	25-61	.410	0-0	.000	20-36	.556	26	44	70	2.6	44	2	12	25	0	13	70	2.6		
31	Eric Siebrands	27-2	424	15.7	57-121	.471	21-53	.396	16-25	.640	21	48	69	2.6	39	0	24	31	13	8	151	5.6		
33	Dontae Johnson	27-27	825	30.6	119-329	.362	54-144	.375	52-69	.754	21	84	105	3.9	68	0	69	47	6	24	344	12.7		
35	Dan Corley	27-27	656	24.3	75-156	.481	1-2	.500	49-71	.690	82	116	198	7.3	97	4	34	28	6	22	200	7.4		
41	Nick Ellenberger	26-25	670	25.8	86-152	.566	0-1	.000	42-64	.656	54	120	174	6.7	78	2	29	44	16	14	214	8.2		
43	Jason Fuhrmann	6-0	9	1.5	0-1	.000	0-0	.000	3-4	.750	0	3	3	0.5	2	0	2	0	0	1	3	0.5		
45	Tim Merseth	21-0	115	5.5	16-31	.516	0-0	.000	3-6	.500	5	10	15	0.7	14	0	3	4	0	3	35	1.7		
53	Shawn Beaudette	27-0	256	9.5	22-47	.468	12-29	.414	2-3	.667	6	22	28	1.0	13	0	12	15	0	2	58	2.1		
Team											42	46	88											
Total.....		27	5450		710-1653	.430	205-521	.393	356-510	.698	338	673	1008	37.3	523	14	378	338	45	180	1981	73.4		
Opponents.....		27	5450		660-1519	.434	165-452	.365	446-625	.714	291	703	994	36.8	506	12	348	358	61	175	1931	71.5		

TEAM STATISTICS	MSUMBB	OPP	Date	Opponent	Score	Att.
SCORING	1981	1931	11/14/98	BEMIDJI STATE	w 84-52	824
Points per game	73.4	71.5	11/20/98	CHADRON STATE	w 75-61	2251
Scoring margin	+1.9	-	11/21/98	TRUMAN STATE	L 58-81	2295
FIELD GOALS-ATT	710-1653	660-1519	11/24/98	WISCONSIN-OSKOSH	w 73-56	598
Field goal pct	.430	.434	11/28/98	MINNESOTA-CROOKSTON	w 90-69	302
3 POINT FG-ATT	205-521	165-452	12/5/98	SOUTHWEST STATE	w 75-64	2959
3-point FG pct	.393	.365	12/7/98	WINONA STATE	w 78-61	518
3-pt FG made per game	7.6	6.1	12/9/98	WAYNE STATE (NEB.)	L 56-71	690
FREE THROWS-ATT	356-510	446-625	12/12/98	MINNESOTA-DULUTH	w 64-61	529
Free throw pct	.698	.714	* 12/20/98	ST. CLOUD STATE	L 63-87	1907
F-Throws made per game	13.2	16.5	* 1/2/99	AUGUSTANA	w 82-69	2602
REBOUNDS	1008	994	* 1/3/99	SOUTH DAKOTA STATE	L 74-76	2254
Rebounds per game	37.3	36.8	* 1/8/99	NEBRASKA-OMAHA	w 82-68	642
Rebounding margin	+0.5	-	* 1/9/99	NORTHERN COLORADO	w 56-54	576
ASSISTS	378	348	* 1/15/99	NORTH DAKOTA STATE	w 69-67	3872
Assists per game	14.0	12.9	* 1/16/99	NORTH DAKOTA	w 100-83	3017
TURNOVERS	335	358	* 1/22/99	MORNINGSIDE	Ld 94-96	1209
Turnovers per game	12.4	13.3	* 1/23/99	SOUTH DAKOTA	Ld 91-93	1426
Turnover margin	+0.9	-	* 1/29/99	SOUTH DAKOTA STATE	L 72-74	1468
Assist/turnover ratio	1.1	1.0	* 1/30/99	AUGUSTANA	w 87-83	1386
STEALS	180	175	* 2/5/99	NORTHERN COLORADO	w 73-70	794
Steals per game	6.7	6.5	* 2/6/99	NEBRASKA-OMAHA	w 65-64	1050
BLOCKS	45	61	* 2/12/99	NORTH DAKOTA	L 75-85	1389
Blocks per game	1.7	2.3	* 2/13/99	NORTH DAKOTA STATE	w 63-61	1119
ATTENDANCE	41719	0	* 2/19/99	SOUTH DAKOTA	L 61-78	2933
Home games-Avg/Game	27-1545	0-0	* 2/20/99	MORNINGSIDE	L 53-65	1300
Neutral site-Avg/Game	-	0-0	* 2/27/99	ST. CLOUD STATE	L 68-82	1809

* - Conference game

Score by Periods	1st	2nd	OT	Totals
Minnesota State	930	1021	30	1981
Opponents	886	1011	34	1931

2012-13 MINNESOTA STATE MEN'S BASKETBALL

BRESNAN ARENA



1998-99 Points • Rebounds • Assists

Opponent	Date	Score	05		11		13		21		23		31		33	
			POWELL, JAM	POPOWSKI, M	LARSON, JAY	JOERGER, BL	KNOX, DONAL	SIEBRANDS,	JOHNSON, DO							
BEMIDJI STATE	11/14/98	84-52	W	13-8-5	0-2-1	2-1-3	15-3-5	3-3-1	4-2-3	182-2						
CHADRON STATE	11/20/98	75-61	W	13-5-2	DNP	0-2-1	188-1	5-5-2	0-0-0	102-1						
TRUMAN STATE	11/21/98	58-81	L	7-1-4	6-0-2	2-0-1	7-8-2	4-5-0	6-3-0	8-1-3						
WISCONSIN-OSKOSH	11/24/98	73-56	W	16-3-3	4-0-0	7-3-3	9-3-3	6-5-0	2-2-0	123-2						
MINNESOTA-CROOKSTON	11/28/98	90-69	W	6-5-5	2-1-0	9-4-5	120-1	9-4-0	7-1-1	163-5						
SOUTHWEST STATE	12/5/98	75-64	W	23-4-3	DNP	0-2-1	116-0	6-2-0	4-3-2	185-1						
WINONA STATE	12/7/98	78-61	W	8-7-5	1-0-0	3-1-1	142-7	2-0-0	4-5-1	182-4						
WAYNE STATE (NEB.)	12/9/98	56-71	L	15-6-3	DNP	4-0-1	142-1	4-2-0	2-1-0	8-7-1						
MINNESOTA-DULUTH	12/12/98	64-61	W	13-5-4	DNP	3-1-1	186-2	0-2-0	5-2-1	9-4-1						
ST. CLOUDSTATE	12/20/98	63-87	L	7-4-3	3-0-1	0-2-0	6-4-0	1-2-1	3-4-2	144-1						
AUGUSTANA	1/2/99	82-69	W	5-3-3	0-0-0	9-1-3	402-1	0-0-0	2-0-1	144-5						
SOUTH DAKOTA STATE	1/3/99	74-76	L	2-3-1	DNP	0-1-4	426-1	0-1-0	152-2	6-5-3						
NEBRASKA-OMAHA	1/8/99	82-68	W	12-4-6	2-0-0	2-1-1	213-0	0-1-0	6-4-1	179-4						
NORTHERN COLORADO	1/9/99	56-54	W	8-3-1	DNP	0-1-1	102-2	5-3-0	2-0-0	136-1						
NORTH DAKOTA STATE	1/15/99	69-67	W	5-2-6	DNP	0-3-1	263-0	0-2-0	0-1-0	114-2						
NORTH DAKOTA	1/16/99	100-83	W	27-9-3	DNP	0-2-1	322-0	5-6-2	0-0-1	165-5						
MORNINGSIDE	1/22/99	94-96	L	18-4-4	DNP	0-0-2	183-1	0-3-0	246-1	135-3						
SOUTH DAKOTA	1/23/99	91-93	L	12-8-6	DNP	3-1-1	375-3	4-3-0	135-2	4-5-2						
SOUTH DAKOTA STATE	1/29/99	72-74	L	15-2-4	DNP	2-2-1	167-0	0-0-0	5-4-1	133-1						
AUGUSTANA	1/30/99	87-83	W	13-5-3	DNP	0-1-0	291-3	5-2-2	2-2-1	125-3						
NORTHERN COLORADO	2/5/99	73-70	W	10-6-2	DNP	5-2-2	176-3	0-2-2	8-2-0	204-2						
NEBRASKA-OMAHA	2/6/99	65-64	W	6-0-5	DNP	3-0-1	202-2	2-1-0	8-1-1	8-3-8						
NORTH DAKOTA	2/12/99	75-85	L	19-5-2	0-0-0	0-2-4	5-2-2	6-7-2	2-1-0	131-3						
NORTH DAKOTA STATE	2/13/99	63-61	W	8-4-7	DNP	3-2-0	264-2	2-2-0	4-7-0	122-1						
SOUTH DAKOTA	2/19/99	61-78	L	12-4-4	0-1-0	0-1-1	153-1	0-1-0	7-3-1	180-0						
MORNINGSIDE	2/20/99	53-65	L	13-5-3	0-0-0	0-1-0	112-1	0-4-0	6-2-1	126-1						
ST. CLOUDSTATE	2/27/99	68-82	L	21-3-2	2-1-0	2-0-2	113-4	1-2-0	106-1	115-4						

Opponent	Date	Score	35		41		43		45		53	
			CORLEY, DAN	ELLENBERGE	FUHRMANN, J	MERSETH, TI	BEAUDETTE,					
BEMIDJI STATE	11/14/98	84-52	W	15-14-1	5-0-0	0-0-0	6-3-0	3-2-1				
CHADRON STATE	11/20/98	75-61	W	7-9-1	11-10-4	DNP	9-1-0	2-0-2				
TRUMAN STATE	11/21/98	58-81	L	8-10-2	4-6-0	0-0-0	4-3-0	2-7-0				
WISCONSIN-OSKOSH	11/24/98	73-56	W	6-10-0	7-7-1	DNP	4-2-1	0-2-0				
MINNESOTA-CROOKSTON	11/28/98	90-69	W	15-7-0	11-8-1	0-0-0	1-0-2	2-1-0				
SOUTHWEST STATE	12/5/98	75-64	W	6-3-3	7-7-0	DNP	0-0-0	0-0-1				
WINONA STATE	12/7/98	78-61	W	16-9-3	6-5-0	1-1-1	0-0-0	5-3-1				
WAYNE STATE (NEB.)	12/9/98	56-71	L	7-3-0	2-7-1	DNP	0-1-0	0-0-0				
MINNESOTA-DULUTH	12/12/98	64-61	W	6-5-1	2-2-1	DNP	2-0-0	6-0-0				
ST. CLOUDSTATE	12/20/98	63-87	L	10-9-1	11-8-2	DNP	1-2-0	7-1-0				
AUGUSTANA	1/2/99	82-69	W	4-6-1	4-4-1	0-1-0	4-0-0	0-0-0				
SOUTH DAKOTA STATE	1/3/99	74-76	L	4-8-1	3-7-0	DNP	2-0-0	0-0-0				
NEBRASKA-OMAHA	1/8/99	82-68	W	9-8-0	8-9-1	2-1-1	0-0-0	3-2-0				
NORTHERN COLORADO	1/9/99	56-54	W	6-7-1	12-10-0	DNP	DNP	0-0-0				
NORTH DAKOTA STATE	1/15/99	69-67	W	8-4-1	17-11-0	DNP	DNP	2-0-1				
NORTH DAKOTA	1/16/99	100-83	W	8-3-3	6-6-2	DNP	0-1-0	6-0-0				
MORNINGSIDE	1/22/99	94-96	L	3-2-0	166-2	DNP	2-2-0	0-1-2				
SOUTH DAKOTA	1/23/99	91-93	L	2-2-1	11-6-2	DNP	0-0-0	5-2-0				
SOUTH DAKOTA STATE	1/29/99	72-74	L	9-5-3	10-4-3	DNP	0-0-0	2-1-1				
AUGUSTANA	1/30/99	87-83	W	5-7-2	18-10-2	DNP	0-0-0	3-1-1				
NORTHERN COLORADO	2/5/99	73-70	W	2-6-0	11-9-3	DNP	DNP	0-0-1				
NEBRASKA-OMAHA	2/6/99	65-64	W	6-14-2	9-4-1	DNP	DNP	3-1-0				
NORTH DAKOTA	2/12/99	75-85	L	21-12-2	4-5-0	DNP	0-0-0	5-2-0				
NORTH DAKOTA STATE	2/13/99	63-61	W	2-8-3	4-5-0	DNP	DNP	2-0-1				
SOUTH DAKOTA	2/19/99	61-78	L	1-8-0	8-6-1	DNP	0-0-0	0-0-0				
MORNINGSIDE	2/20/99	53-65	L	4-5-1	7-12-1	DNP	DNP	0-2-0				
ST. CLOUDSTATE	2/27/99	68-82	L	10-14-1	DNP	DNP	0-0-0	0-0-0				



2012-13 MINNESOTA STATE MEN'S BASKETBALL

1999-2000 Combined Stats

RECORD:	OVERALL	HOME	AWAY	NEUTRAL
ALL GAMES	15-12	15-12	0-0	0-0
CONFERENCE	8-10	8-10	0-0	0-0
NON-CONFERENCE	7-2	7-2	0-0	0-0

#	Player	gp-gs	min	avg	Total		3-Point		F-Throw		Rebounds				pf	dq	a	to	blk	stl	pts	avg	
					fg-fga	fg%	3fg-fga	3fg%	ft-fa	ft%	off	def	tot	avg									
21	Blaine Joerger	27-27	857	31.7	114-301	.379	60-185	.324	107-131	.817	29	59	88	3.3	59	0	63	56	2	26	395	14.6	
15	Josh Ziemke	27-25	816	30.2	114-244	.467	28-83	.337	102-140	.729	64	136	202	7.5	77	4	57	73	34	66	356	13.3	
41	Nick Ellenberger	27-27	748	27.7	134-243	.551	0-0	.000	65-104	.625	59	124	183	6.8	76	1	42	58	14	17	333	12.3	
33	Dontae Johnson	25-18	676	27.2	102-253	.403	43-117	.368	58-85	.682	36	66	100	4.0	60	2	44	34	7	14	306	12.2	
31	Eric Siebrands	27-11	567	21.0	84-196	.429	27-80	.338	30-40	.750	38	66	104	3.9	46	0	40	33	14	15	225	8.3	
05	Drew Carlson	27-25	752	27.9	61-155	.394	23-57	.404	54-62	.871	11	56	70	2.6	43	0	96	46	5	31	196	7.4	
13	Jay Larson	27-2	456	16.9	35-93	.376	18-57	.316	16-22	.727	12	22	34	1.3	39	0	47	25	1	16	104	3.9	
53	Shawn Beaudette	26-0	203	7.8	18-51	.353	9-25	.360	5-7	.714	7	23	30	1.2	24	0	10	9	2	1	50	1.9	
45	Pele Cisse	6-0	15	2.5	4-7	.571	0-0	.000	2-4	.500	3	1	4	0.7	1	0	0	0	0	1	10	1.7	
23	Kyle Staloch	25-0	251	10.0	13-37	.351	3-11	.273	10-16	.625	13	23	36	1.4	16	0	26	16	1	16	36	1.6	
55	Scott von Lehe	10-0	44	4.4	6-12	.500	0-0	.000	1-1	1.000	3	6	9	0.9	9	0	2	3	4	0	13	1.3	
25	Jared Ziemke	6-0	12	2.0	0-4	.000	0-1	.000	0-0	.000	1	0	1	0.2	1	0	2	2	0	1	0	0.0	
35	Jeff Kudrie	1-0	1	1.0	0-1	.000	0-0	.000	0-0	.000	0	0	0	0.0	0	0	0	0	0	0	0	0.0	
Team																							
Total.....		27	5400	685-1597		.429	211-616	.343	450-612	.735	326	628	954	35.3	451	7	434	357	84	206	2031	75.2	
Opponents.....		27	5390	732-1587		.461	209-536	.390	338-454	.744	296	676	971	36.0	516	10	416	386	80	195	2011	74.5	

TEAM STATISTICS	MSUMBB	OPP	Date	Opponent	Score	Att.
SCORING	2031	2011	11/19/99	CHADRON STATE	W 90-77	1467
Points per game	75.2	74.5	11/20/99	ST. XAVIER	W 84-74	1662
Scoring margin	+0.7	-	11/24/99	MINNESOTA-DULUTH	W 91-82	946
FIELD GOALS-ATT	685-1597	732-1587	11/27/99	SOUTHWEST STATE	L 63-71	842
Field goal pct	.429	.461	11/30/99	BEMIDJI STATE	W 78-69	585
3 POINT FG-ATT	211-616	209-536	12/4/99	WAYNE STATE (NEB.)	L 72-87	729
3-point FG pct	.343	.390	12/7/99	CONCORDIA (ST. PAUL)	W 86-65	1010
3-pt FG made per game	7.8	7.7	12/20/99	WINONA STATE	W 82-62	292
FREE THROWS-ATT	450-612	338-454	12/30/99	CARLETON	W 83-66	508
Free throw pct	.735	.744	* 1/3/00	ST. CLOUD STATE	W 86-81	1012
F-Throws made per game	16.7	12.5	* 1/7/00	AUGUSTANA	W 81-77	1259
REBOUNDS	954	971	* 1/8/00	SOUTH DAKOTA STATE	L 64-71	2008
Rebounds per game	35.3	36.0	* 1/14/00	NEBRASKA-OMAHA	W 68-64	900
Rebounding margin	-0.6	-	* 1/15/00	NORTHERN COLORADO	W 101-91	589
ASSISTS	434	418	* 1/21/00	NORTH DAKOTA STATE	W 73-61	1027
Assists per game	16.1	15.5	* 1/22/00	NORTH DAKOTA	L 64-79	1307
TURNOVERS	357	388	* 1/28/00	MORNINGSIDE	L 76-79	1200
Turnovers per game	13.2	14.4	* 1/29/00	SOUTH DAKOTA	W 75-73	0
Turnover margin	+1.1	-	* 2/4/00	SOUTH DAKOTA STATE	L 69-86	3121
Assist/turnover ratio	1.2	1.1	* 2/5/00	AUGUSTANA	L 67-82	2547
STEALS	206	195	* 2/11/00	NORTHERN COLORADO	W 77-63	1367
Steals per game	7.6	7.2	* 2/12/00	NEBRASKA-OMAHA	L 57-61	2217
BLOCKS	84	80	* 2/18/00	NORTH DAKOTA	L 72-87	2777
Blocks per game	3.1	3.0	* 2/19/00	NORTH DAKOTA STATE	L 62-71	2516
ATTENDANCE	36738	0	* 2/25/00	SOUTH DAKOTA	L 55-78	1889
Home games-Avg/Game	27-1361	0-0	* 2/26/00	MORNINGSIDE	W 78-74	1327
Neutral site-Avg/Game	-	0-0	* 3/4/00	ST. CLOUD STATE	L 77-80	1634

Score by Periods	1st	2nd	Totals
Minnesota State	956	1075	2031
Opponents	932	1079	2011

* - Conference game

2012-13 MINNESOTA STATE MEN'S BASKETBALL

BRESNAN ARENA

1999-200 Points • Rebounds • Assists



Opponent	Date	Score	05		13		15		21		23		25		31	
			CARLSON,DR	LARSON,JAY	ZIEMKE,JOS	JOERGER,BL	STALOCH,KY	ZIEMKE,JAR	SIEBRANDS,							
CHADRON STATE	11/19/99	90-77	w	11-3-6	0-0-4	14-6-2	195-5	0-1-0	DNP	7-11-1						
ST. XAVIER	11/20/99	84-74	w	17-3-4	3-1-6	21-8-4	153-3	2-1-0	DNP	8-3-0						
MINNESOTA-DULUTH	11/24/99	91-82	w	5-1-3	3-2-4	20-5-4	151-9	0-1-0	DNP	11-5-5						
SOUTHWEST STATE	11/27/99	63-71	L	10-3-3	1-1-1	6-3-4	117-6	DNP	DNP	11-4-1						
BEMIDJI STATE	11/30/99	78-69	w	6-1-1	7-1-2	13-6-2	253-4	0-0-1	DNP	2-3-0						
WAYNE STATE (NEB.)	12/4/99	72-87	L	2-0-2	1-2-0	13-13-0	244-2	5-1-2	DNP	2-3-2						
CONCORDIA (ST. PAUL)	12/7/99	86-65	w	3-2-2	7-4-4	16-9-3	223-0	0-4-2	DNP	4-3-3						
WINONA STATE	12/20/99	82-62	w	11-3-6	3-2-2	12-9-0	188-1	2-0-0	0-0-0	12-6-2						
CARLETON	12/30/99	83-66	w	8-7-5	6-2-6	14-7-2	9-2-1	3-3-2	0-0-2	5-5-1						
ST. CLOUDSTATE	1/3/00	86-81	w	16-5-5	7-2-2	13-14-1	214-1	2-1-2	DNP	2-2-1						
AUGUSTANA	1/7/00	81-77	w	5-8-7	8-0-0	23-8-1	9-0-1	0-2-0	DNP	11-7-1						
SOUTH DAKOTA STATE	1/8/00	64-71	L	2-0-5	8-2-0	8-3-2	143-1	0-0-0	DNP	6-3-1						
NEBRASKA-OMAHA	1/14/00	68-64	w	8-3-4	7-2-1	18-7-2	163-0	0-0-0	0-1-0	13-4-0						
NORTHERN COLORADO	1/15/00	101-91	w	8-1-4	15-4-2	14-12-4	254-1	4-0-2	0-0-0	18-2-3						
NORTH DAKOTA STATE	1/21/00	73-61	w	6-2-3	0-1-3	7-3-5	114-6	0-0-1	DNP	12-1-1						
NORTH DAKOTA	1/22/00	64-79	L	5-1-1	3-1-3	3-2-3	127-1	DNP	DNP	4-1-0						
MORNINGSIDE	1/28/00	76-79	L	4-1-3	9-1-0	19-12-5	6-0-1	3-4-1	DNP	8-9-2						
SOUTH DAKOTA	1/29/00	75-73	w	4-4-3	2-0-2	15-12-4	20-1-3	0-0-0	DNP	16-4-2						
SOUTH DAKOTA STATE	2/4/00	69-86	L	4-0-2	2-1-0	7-2-3	17-2-1	6-3-1	0-0-0	5-3-0						
AUGUSTANA	2/5/00	67-82	L	10-3-3	0-2-0	16-5-0	2-0-1	0-0-1	DNP	2-2-4						
NORTHERN COLORADO	2/11/00	77-63	w	4-4-5	4-1-1	10-10-0	162-3	2-4-5	0-0-0	9-4-4						
NEBRASKA-OMAHA	2/12/00	57-61	L	3-2-5	0-0-0	13-9-3	153-0	2-3-1	DNP	13-4-0						
NORTH DAKOTA	2/18/00	72-87	L	3-2-3	2-0-0	14-8-0	2-0-1	3-2-4	DNP	22-1-1						
NORTH DAKOTA STATE	2/19/00	62-71	L	15-4-3	2-1-1	8-4-0	114-0	0-2-0	DNP	6-3-1						
SOUTH DAKOTA	2/25/00	55-78	L	6-2-1	2-1-2	9-8-1	166-2	1-1-1	DNP	3-1-3						
MORNINGSIDE	2/26/00	78-74	w	16-4-5	0-0-0	23-9-1	102-4	1-1-0	DNP	5-5-1						
ST. CLOUDSTATE	3/4/00	77-80	L	7-1-5	2-0-1	9-8-1	147-5	3-2-2	DNP	8-5-0						

Opponent	Date	Score	33		35		41		45		53		55	
			JOHNSON,DO	KUDRLE,JEF	ELLENBERGE	CISSE,PELE	BEAUDETTE,	LEHE,SCOTT						
CHADRON STATE	11/19/99	90-77	w	29-6-2	DNP	5-7-0	DNP	5-2-0	DNP					
ST. XAVIER	11/20/99	84-74	w	11-5-2	DNP	7-5-0	DNP	0-1-0	DNP					
MINNESOTA-DULUTH	11/24/99	91-82	w	10-4-2	DNP	16-8-0	2-2-0	2-1-0	7-4-0					
SOUTHWEST STATE	11/27/99	63-71	L	11-6-1	DNP	13-3-1	DNP	0-1-0	0-1-1					
BEMIDJI STATE	11/30/99	78-69	w	13-4-1	DNP	12-5-6	DNP	DNP	0-0-1					
WAYNE STATE (NEB.)	12/4/99	72-87	L	17-4-1	DNP	8-5-1	DNP	0-1-0	0-1-0					
CONCORDIA (ST. PAUL)	12/7/99	86-65	w	14-5-3	DNP	7-7-1	5-1-0	4-2-1	4-1-0					
WINONA STATE	12/20/99	82-62	w	8-3-2	DNP	11-13-5	0-0-0	3-3-2	2-1-0					
CARLETON	12/30/99	83-66	w	19-6-4	DNP	14-7-0	DNP	5-2-2	0-0-0					
ST. CLOUDSTATE	1/3/00	86-81	w	12-2-4	DNP	13-8-2	DNP	0-1-0	DNP					
AUGUSTANA	1/7/00	81-77	w	13-3-3	DNP	12-8-2	DNP	0-1-1	DNP					
SOUTH DAKOTA STATE	1/8/00	64-71	L	12-2-2	DNP	14-7-1	DNP	0-0-0	DNP					
NEBRASKA-OMAHA	1/14/00	68-64	w	DNP	DNP	6-7-3	DNP	0-0-0	0-0-0					
NORTHERN COLORADO	1/15/00	101-91	w	DNP	DNP	17-6-3	DNP	0-0-1	DNP					
NORTH DAKOTA STATE	1/21/00	73-61	w	14-4-0	DNP	20-11-2	DNP	3-3-1	DNP					
NORTH DAKOTA	1/22/00	64-79	L	15-4-5	DNP	22-7-3	DNP	0-4-0	DNP					
MORNINGSIDE	1/28/00	76-79	L	16-10-1	DNP	9-7-2	DNP	2-0-0	DNP					
SOUTH DAKOTA	1/29/00	75-73	w	10-2-1	DNP	8-4-0	DNP	0-0-0	DNP					
SOUTH DAKOTA STATE	2/4/00	69-86	L	2-2-0	DNP	18-3-1	2-1-0	6-0-1	DNP					
AUGUSTANA	2/5/00	67-82	L	2-1-3	DNP	31-2-2	DNP	4-2-1	DNP					
NORTHERN COLORADO	2/11/00	77-63	w	14-6-1	0-0-0	12-4-0	1-0-0	5-1-0	DNP					
NEBRASKA-OMAHA	2/12/00	57-61	L	1-3-0	DNP	7-5-1	DNP	3-1-0	DNP					
NORTH DAKOTA	2/18/00	72-87	L	13-3-0	DNP	10-6-1	DNP	3-1-0	DNP					
NORTH DAKOTA STATE	2/19/00	62-71	L	9-1-2	DNP	11-9-1	DNP	0-2-0	0-1-0					
SOUTH DAKOTA	2/25/00	55-78	L	8-5-1	DNP	10-11-0	0-0-0	0-1-0	0-0-0					
MORNINGSIDE	2/26/00	78-74	w	13-4-1	DNP	10-10-3	DNP	0-0-0	DNP					
ST. CLOUDSTATE	3/4/00	77-80	L	19-5-2	DNP	10-8-1	DNP	5-0-0	DNP					



2012-13 MINNESOTA STATE MEN'S BASKETBALL

2000-01 Combined Stats

RECORD:	OVERALL	HOME	AWAY	NEUTRAL
ALL GAMES	17-11	17-11	0-0	0-0
CONFERENCE	9-9	9-9	0-0	0-0
NON-CONFERENCE	8-2	8-2	0-0	0-0

##	Player	gp-gs	min	avg	Total		3-Point		F-Throw		Rebounds				pf	dq	a	to	blk	stl	pts	avg
					fg-fga	fg%	3fg-fga	3fg%	ft-fa	ft%	off	def	tot	avg								
05	Drew Carlson	28-28	941	33.6	119-263	.452	55-130	.423	84-93	.903	12	62	74	2.6	64	2	80	43	4	42	377	13.5
11	Matt Jones	21-0	234	11.1	32-88	.364	16-47	.340	14-22	.636	9	21	30	1.4	39	0	12	18	1	8	94	4.5
13	Jay Larson	28-9	525	18.8	38-93	.409	11-41	.268	31-41	.756	10	27	37	1.3	45	0	57	26	3	25	118	4.2
15	Josh Zienke	28-20	808	28.8	123-303	.406	44-122	.361	65-80	.813	48	115	163	5.8	80	2	64	68	25	38	358	12.7
23	Kyle Staloch	28-19	637	22.8	58-135	.430	15-45	.333	26-42	.619	24	65	89	3.2	55	1	105	43	8	18	157	5.6
25	Luke Westman	3-0	13	4.3	5-8	.625	5-7	.714	1-2	.500	0	1	1	0.3	4	0	1	0	0	2	18	5.3
31	Eric Siebrands	28-28	795	28.4	136-317	.429	48-134	.358	38-53	.717	39	129	168	6.0	44	1	73	50	17	19	358	12.8
33	Tim Brown	28-0	282	10.1	23-67	.343	8-29	.276	5-6	.833	9	22	31	1.1	18	0	18	10	1	3	58	2.1
41	Nick Ellenberger	27-27	745	27.6	133-235	.566	0-2	.000	104-162	.642	78	146	224	8.3	88	3	29	55	11	15	370	13.7
43	Bryan Hart	5-0	14	2.8	1-3	.333	0-0	.000	0-0	.000	1	2	3	0.6	0	0	1	0	0	1	2	0.4
45	Luke Johnson	22-0	143	6.5	12-27	.444	0-0	.000	12-14	.857	6	24	30	1.4	24	0	3	15	4	0	36	1.6
51	Jon Hickman	28-9	380	13.6	47-84	.560	3-7	.429	9-13	.692	27	35	62	2.2	86	5	6	18	19	8	108	3.8
53	Shawn Beaudette	15-0	68	4.5	7-20	.350	7-12	.583	2-2	1.000	1	7	8	0.5	10	0	6	4	0	0	23	1.5
55	Scott von Lehe	12-0	65	5.4	6-13	.462	0-0	.000	6-6	1.000	3	7	10	0.8	10	0	0	1	3	0	18	1.5
Team											36	61	97				9			41		
Total.....		28	5650		740-1656	.447	212-576	.368	397-536	.741	300	724	1027	36.7	567	14	452	358	96	179	2130	76.1
Opponents.....		28	5650		649-1532	.424	176-521	.338	452-637	.710	271	699	970	34.6	500	-	352	390	61	184	1959	70.0

TEAM STATISTICS	MSUMBB	OPP	Date	Opponent	Score	Att.
SCORING	2130	1959	11/17/00	BELLEVUE	w 79-59	3377
Points per game	76.1	70.0	11/18/00	GRAND VALLEY STATE	w 79-74	3093
Scoring margin	+6.1	-	11/21/00	SOUTHWEST STATE	w 63-59	1339
FIELD GOALS-ATT	740-1656	649-1532	11/25/00	SIoux FALLS	w 105-74	1353
Field goal pct	.447	.424	11/29/00	MOUNT SENERIO	w 100-54	954
3 POINT FG-ATT	212-576	176-521	12/2/00	MINNESOTA-DULUTH	w/t 90-83	982
3-point FG pct	.368	.338	* 12/8/00	SOUTH DAKOTA	L 57-80	1862
3-pt FG made per game	7.6	6.3	* 12/9/00	MORNINGSIDE	L 56-66	800
FREE THROWS-ATT	397-536	452-637	12/17/00	DAKOTA WESLEYAN	w 97-44	250
Free throw pct	.741	.710	12/20/00	CONCORDIA (ST. PAUL)	L 65-67	430
F-Throws made per game	14.2	16.1	* 12/30/00	ST.CLOUD STATE	L 71-77	2057
REBOUNDS	1027	970	* 1/5/01	AUGUSTANA	w 75-58	1126
Rebounds per game	36.7	34.6	* 1/6/01	SOUTH DAKOTA STATE	L 69-83	2659
Rebounding margin	+2.0	-	* 1/12/01	NEBRASKA-OMAHA	w 81-64	800
ASSISTS	452	352	* 1/13/01	NORTHERN COLORADO	L 75-88	829
Assists per game	16.1	12.6	* 1/19/01	NORTH DAKOTA STATE	w 76-56	2312
TURNOVERS	356	390	* 1/20/01	NORTH DAKOTA	w 76-70	3226
Turnovers per game	12.7	13.9	* 1/27/01	ST.CLOUD STATE	L 61-75	2403
Turnover margin	+1.2	-	* 2/2/01	SOUTH DAKOTA STATE	L 66-72	3168
Assist/turnover ratio	1.3	0.9	* 2/3/01	AUGUSTANA	L 66-70	2324
STEALS	179	184	* 2/9/01	NORTHERN COLORADO	w 71-66	1645
Steals per game	6.4	6.6	* 2/10/01	NEBRASKA-OMAHA	w 76-58	1540
BLOCKS	96	61	* 2/16/01	NORTH DAKOTA	w 88-79	2761
Blocks per game	3.4	2.2	* 2/17/01	NORTH DAKOTA STATE	L 66-78	3487
ATTENDANCE	55942	0	* 2/23/01	MORNINGSIDE	w/t 83-73	2945
Home games-Avg/Game	28-1998	0-0	* 2/24/01	SOUTH DAKOTA	w 62-56	3296
Neutral site-Avg/Game	-	0-0	2/27/01	MORNINGSIDE	w 91-72	700
			3/2/01	SOUTH DAKOTA	L 45-71	4224

Score by Periods	1st	2nd	OT	Totals
Minnesota State	947	1111	31	2089
Opponents	871	1041	14	1926

* - Conference game

2012-13 MINNESOTA STATE MEN'S BASKETBALL

BRESNAN ARENA



2000-01 Points • Rebounds • Assists

Opponent	Date	Score	05		11		13		15		23		25		31	
			CARLSON,DR	JONES,MATT	LARSON,JAY	ZIEMKE,JOS	STALOCH,KY	WESTMAN,LU	SIEBRANDS,							
BELLEVUE	11/17/00	79-59	w	20-54	8-1-0	3-34	115-3	7-3-3	DNP	7-3-3						
GRAND VALLEY STATE	11/18/00	79-74	w	9-0-0	126-0	0-0-3	173-5	2-2-5	DNP	4-5-2						
SOUTHWEST STATE	11/21/00	63-59	w	9-2-5	0-1-0	5-3-1	164-2	1-4-1	DNP	8-7-1						
SIoux FALLS	11/25/00	105-74	w	24-3-5	5-3-1	6-1-6	125-5	2-4-5	6-0-1	164-5						
MOUNT SENERIO	11/29/00	100-54	w	11-7-5	7-2-2	5-1-3	144-2	2-4-8	10-1-0	148-4						
MINNESOTA-DULUTH	12/2/00	90-83	w	17-4-2	13-1-1	8-1-2	138-5	0-2-2	DNP	11-2-1						
SOUTH DAKOTA	12/8/00	57-80	L	16-3-1	5-0-1	0-0-0	162-1	0-4-4	DNP	5-5-1						
MORNINGSIDE	12/9/00	56-66	L	6-1-1	0-0-0	1-2-0	8-11-0	5-3-3	DNP	239-0						
DAKOTA WESLEYAN	12/17/00	97-44	w	15-1-1	10-2-1	3-2-3	23-11-2	11-1-4	DNP	4-8-2						
CONCORDIA (ST. PAUL)	12/20/00	65-67	L	6-6-5	6-2-3	3-4-2	128-0	DNP	DNP	226-2						
ST.CLOUD STATE	12/30/00	71-77	L	14-2-0	DNP	2-1-1	3-4-2	9-6-11	DNP	194-3						
AUGUSTANA	1/5/01	75-58	w	14-1-1	DNP	13-4-3	106-5	9-2-1	0-0-0	9-5-4						
SOUTH DAKOTA STATE	1/6/01	69-83	L	23-4-2	DNP	4-2-3	155-2	0-2-3	DNP	11-8-2						
NEBRASKA-OMAHA	1/12/01	81-64	w	12-4-2	DNP	9-1-5	196-0	8-5-8	DNP	11-9-2						
NORTHERN COLORADO	1/13/01	75-88	L	12-1-5	DNP	4-1-0	108-2	8-2-1	DNP	204-5						
NORTH DAKOTA STATE	1/19/01	76-56	w	15-6-4	DNP	7-2-2	99-2	13-6-5	DNP	19-7-3						
NORTH DAKOTA	1/20/01	76-70	w	7-3-3	DNP	5-0-2	224-0	10-2-3	DNP	11-11-8						
ST.CLOUD STATE	1/27/01	61-75	L	11-0-4	3-1-0	2-2-1	139-1	0-2-3	DNP	143-5						
SOUTH DAKOTA STATE	2/2/01	66-72	L	8-2-1	6-1-1	2-0-0	115-3	3-6-3	DNP	246-2						
AUGUSTANA	2/3/01	66-70	L	13-1-3	4-3-2	2-0-0	108-2	2-2-2	DNP	14-11-1						
NORTHERN COLORADO	2/9/01	71-66	w	5-3-5	2-1-0	8-1-2	114-2	2-1-3	DNP	19-2-4						
NEBRASKA-OMAHA	2/10/01	76-58	w	20-3-3	3-0-0	4-2-3	121-5	4-5-6	DNP	108-3						
NORTH DAKOTA	2/16/01	88-79	w	18-0-3	0-1-0	2-1-1	8-6-4	15-3-4	DNP	15-9-2						
NORTH DAKOTA STATE	2/17/01	66-78	L	11-3-3	8-1-0	4-0-1	8-5-2	15-2-2	DNP	5-6-2						
MORNINGSIDE	2/23/01	83-73	w	17-2-3	0-0-0	10-1-5	163-0	2-1-4	DNP	13-6-1						
SOUTH DAKOTA	2/24/01	62-56	w	19-2-4	0-2-0	0-0-1	9-3-5	8-7-1	DNP	154-3						
MORNINGSIDE	2/27/01	91-72	w	20-2-4	2-1-0	6-1-1	148-1	9-3-5	DNP	13-6-1						
SOUTH DAKOTA	3/2/01	45-71	L	5-3-1	0-1-0	0-1-2	138-1	10-5-5	DNP	2-2-1						

Opponent	Date	Score	33		41		43		45		51		53		55	
			BROWN,TIM	ELLENBERGE	HART,BRYAN	JOHNSON,LU	HICKMAN,JO	BEAUDETTE,	LEHE,SCOTT							
BELLEVUE	11/17/00	79-59	w	0-1-0	144-3	DNP	DNP	9-4-0	0-1-0	0-0-0						
GRAND VALLEY STATE	11/18/00	79-74	w	7-3-0	28-8-3	DNP	0-2-0	0-2-0	0-0-0	DNP						
SOUTHWEST STATE	11/21/00	63-59	w	4-1-0	20-8-1	DNP	0-2-0	0-0-0	DNP	DNP						
SIoux FALLS	11/25/00	105-74	w	10-3-0	9-8-0	0-1-0	3-0-0	2-3-0	6-0-1	4-1-0						
MOUNT SENERIO	11/29/00	100-54	w	7-2-0	13-7-1	0-1-1	8-3-0	0-0-0	5-1-1	4-2-0						
MINNESOTA-DULUTH	12/2/00	90-83	w	3-1-0	21-11-2	DNP	4-2-0	0-1-0	DNP	DNP						
SOUTH DAKOTA	12/8/00	57-80	L	3-1-3	2-4-0	DNP	5-3-0	2-3-1	3-3-1	0-0-0						
MORNINGSIDE	12/9/00	56-66	L	3-2-0	6-8-1	DNP	2-1-0	2-2-0	0-1-0	DNP						
DAKOTA WESLEYAN	12/17/00	97-44	w	0-3-3	10-9-0	0-1-0	2-1-1	6-4-0	9-0-2	4-0-0						
CONCORDIA (ST. PAUL)	12/20/00	65-67	L	6-0-2	DNP	DNP	2-2-0	8-2-0	0-1-0	0-1-0						
ST.CLOUD STATE	12/30/00	71-77	L	3-2-0	19-6-1	DNP	0-0-0	2-1-0	0-1-0	DNP						
AUGUSTANA	1/5/01	75-58	w	1-2-1	15-10-1	DNP	0-1-0	4-4-0	0-0-0	DNP						
SOUTH DAKOTA STATE	1/6/01	69-83	L	0-1-1	9-5-2	DNP	DNP	7-5-0	DNP	DNP						
NEBRASKA-OMAHA	1/12/01	81-64	w	0-1-0	14-14-2	DNP	2-1-0	6-6-0	0-0-0	DNP						
NORTHERN COLORADO	1/13/01	75-88	L	2-0-1	17-5-0	DNP	0-0-1	2-1-0	DNP	0-0-0						
NORTH DAKOTA STATE	1/19/01	76-56	w	0-2-0	9-9-0	DNP	2-1-0	2-3-0	0-0-0	DNP						
NORTH DAKOTA	1/20/01	76-70	w	0-0-0	17-7-2	DNP	0-3-1	4-0-0	DNP	DNP						
ST.CLOUD STATE	1/27/01	61-75	L	0-1-0	16-12-3	DNP	2-0-0	0-1-0	DNP	DNP						
SOUTH DAKOTA STATE	2/2/01	66-72	L	0-0-1	10-7-0	DNP	0-1-0	2-2-0	0-0-0	0-0-0						
AUGUSTANA	2/3/01	66-70	L	0-1-0	19-17-0	DNP	0-0-0	2-1-0	DNP	DNP						
NORTHERN COLORADO	2/9/01	71-66	w	0-0-1	10-10-1	DNP	0-0-0	12-3-0	DNP	2-0-0						
NEBRASKA-OMAHA	2/10/01	76-58	w	2-0-0	6-6-0	2-0-0	DNP	11-3-0	0-0-0	2-6-0						
NORTH DAKOTA	2/16/01	88-79	w	0-1-0	25-11-1	DNP	DNP	5-0-3	DNP	0-0-0						
NORTH DAKOTA STATE	2/17/01	66-78	L	2-0-1	9-9-1	DNP	DNP	4-2-0	DNP	DNP						
MORNINGSIDE	2/23/01	83-73	w	4-2-0	11-10-3	DNP	0-1-0	10-5-1	DNP	DNP						
SOUTH DAKOTA	2/24/01	62-56	w	0-1-0	11-10-0	DNP	DNP	0-3-0	DNP	DNP						
MORNINGSIDE	2/27/01	91-72	w	0-0-0	21-4-0	DNP	2-5-0	4-1-1	DNP	DNP						
SOUTH DAKOTA	3/2/01	45-71	L	2-0-1	9-5-1	0-0-0	2-1-0	0-0-0	0-0-1	2-0-0						



2012-13 MINNESOTA STATE MEN'S BASKETBALL

2001-02 Combined Stats

RECORD:	OVERALL	HOME	AWAY	NEUTRAL
ALL GAMES	9-17	7-7	2-10	0-0
CONFERENCE	5-13	4-5	1-8	0-0
NON-CONFERENCE	4-4	3-2	1-2	0-0

#	Player	gp-gs	min	avg	Total		3-Point		F-Throw		Rebounds				pf	dq	a	to blk	stl	pts	avg	
					fg-fga	fg%	3fg-fga	3fg%	ft-fa	ft%	off	def	tot	avg								
05	Drew Carlson	25-25	802	32.1	129-325	.397	55-151	.364	85-96	.885	40	108	148	5.9	52	1	74	50	2	23	398	15.9
11	Matt Jones	24-6	420	17.5	77-194	.397	30-86	.349	51-62	.823	18	41	58	2.5	50	1	38	38	4	18	238	9.8
13	Jay Larson	26-26	619	23.8	69-153	.451	38-83	.458	15-25	.600	12	38	50	1.9	51	1	103	49	2	27	191	7.3
21	Jevin Budde	26-1	542	20.8	21-66	.318	4-28	.143	13-17	.765	3	52	55	2.1	39	0	91	50	1	15	58	2.3
25	Jermaine Brown	26-25	842	32.4	198-398	.497	0-1	.000	93-125	.744	40	135	175	6.7	59	1	49	75	9	17	489	18.8
31	Chris Johnson	26-6	460	17.7	39-80	.488	0-0	.000	14-28	.500	38	74	112	4.3	46	0	16	28	13	13	92	3.5
33	Tim Brown	13-2	282	21.7	33-77	.429	20-43	.465	10-10	1.000	22	21	43	3.3	23	1	7	5	2	4	96	7.4
45	Luke Johnson	11-0	58	5.3	5-18	.278	1-1	1.000	3-4	.750	5	16	21	1.9	12	1	2	6	0	1	14	1.3
51	Jon Hickman	21-21	400	19.0	57-124	.460	7-17	.412	20-24	.833	33	54	87	4.1	80	8	7	17	6	5	141	6.7
53	Shawn Beaudette	26-17	437	16.8	44-113	.389	30-83	.361	11-12	.917	11	48	59	2.3	29	0	4	13	3	4	128	5.0
55	Scott von Lehe	26-1	365	14.0	43-75	.573	0-0	.000	18-31	.581	38	58	96	3.7	57	1	8	22	12	6	104	4.0
Team											42	58	100									
Total.....		26	5227		715-1623	.441	185-493	.375	333-434	.767	302	703	1005	38.7	498	15	394	351	54	133	1948	74.9
Opponents.....		26	5227		702-1610	.436	231-641	.360	403-558	.722	284	666	950	36.5	424	-	428	292	77	170	2038	78.4

TEAM STATISTICS	MSUMBB	OPP	Date	Opponent	Score	Att.
SCORING	1948	2038	11/16/01	WISCONSIN-PARKSIDE	L 76-86	2843
Points per game	74.9	78.4	11/17/01	TRUMAN STATE	W 92-60	1260
Scoring margin	-3.5	-	11/21/01	at Sioux Falls	L 76-85	500
FIELD GOALS-ATT	715-1623	702-1610	11/24/01	SOUTHWEST STATE	L 84-88	1104
Field goal pct	.441	.436	12/1/01	at Winona State University	W 84-73	734
3 POINT FG-ATT	185-493	231-641	* 12/7/01	MORNINGSIDE COLLEGE	W 78-55	2095
3-point FG pct	.375	.360	* 12/8/01	SOUTH DAKOTA	L 72-80	2495
3-pt FG made per game	7.1	8.9	12/12/01	VITERBO UNIVERSITY	W 100-75	1058
FREE THROWS-ATT	333-434	403-558	12/15/01	at Minnesota-Duluth	L 65-88	1127
Free throw pct	.767	.722	12/19/01	CONCORDIA (ST. PAUL)	W 76-59	1521
F-Throws made per game	12.8	15.5	* 12/30/01	at St. Cloud State Univ.	L 64-85	3182
REBOUNDS	1005	950	* 1/4/02	at Augustana College	L 69-82	2386
Rebounds per game	38.7	36.5	* 1/5/02	at South Dakota State	L 66-97	3481
Rebounding margin	+2.1	-	* 1/11/02	NEBRASKA-OMAHA	W 77-59	2342
ASSISTS	394	428	* 1/12/02	NORTHERN COLORADO	W 81-79	2034
Assists per game	15.2	16.5	* 1/18/02	at North Dakota State U	W 66-65	2762
TURNOVERS	351	292	* 1/19/02	at North Dakota	L 72-78	4019
Turnovers per game	13.5	11.2	* 1/26/02	ST. CLOUD STATE UNIV.	Ltd 78-81	3173
Turnover margin	-2.3	-	* 2/1/02	SOUTH DAKOTA STATE	L 76-87	2829
Assist/turnover ratio	1.1	1.5	* 2/2/02	AUGUSTANA COLLEGE	L 60-66	2463
STEALS	133	170	* 2/8/02	at Northern Colorado	L 88-104	1009
Steals per game	5.1	6.5	* 2/9/02	at Nebraska-Omaha	L 61-73	1200
BLOCKS	54	77	* 2/15/02	NORTH DAKOTA	L 78-87	2214
Blocks per game	2.1	3.0	* 2/16/02	NORTH DAKOTA STATE U	W 89-79	2647
ATTENDANCE	30078	23722	* 2/22/02	at South Dakota Coyotes	L 53-94	3022
Home games-Avg/Game	14-2148	12-1977	* 2/23/02	at Morningside College	L 67-73	300
Neutral site-Avg/Game	-	0-0				

* - Conference game

Score by Periods	1st	2nd	OT	Totals
Minnesota State	882	1055	11	1948
Opponents	931	1093	14	2038

2012-13 MINNESOTA STATE MEN'S BASKETBALL

BRESNAN ARENA

2001-02 Points • Rebounds • Assists



Opponent	Date	Score	05		11		13		21		25		31		33	
			CARLSON,DR	JONES,MATT	LARSON,JAY	BUDDE,JEMI	BROWN,JERM	JOHNSON,CH	BROWN,TIM							
WISCONSIN-PARKSIDE	11/16/01	76-86	L	14-25	11-3-0	3-2-4	0-3-3	17-10-4	2-5-1	9-4-0						
TRUMAN STATE	11/17/01	92-60	W	11-3-3	17-4-0	8-2-9	4-4-6	19-5-1	4-5-3	5-2-1						
at Sioux Falls	11/21/01	76-85	L	13-3-5	14-4-1	7-3-2	1-5-0	27-6-0	4-5-0	2-2-2						
SOUTHWEST STATE	11/24/01	84-88	L	32-4-3	17-3-0	0-0-3	0-0-5	24-8-3	9-4-0	0-3-1						
at Winona State Univ	12/1/01	84-73	W	17-10-4	11-4-3	0-0-0	10-5-4	26-5-0	1-1-0	4-2-1						
MORNINGSIDE COLLEGE	12/7/01	78-55	W	15-5-7	15-4-1	8-2-5	2-5-6	13-7-0	2-5-0	16-2-0						
SOUTH DAKOTA	12/8/01	72-80	L	11-8-5	12-5-3	0-0-1	2-3-5	20-7-1	4-4-0	9-8-0						
VITERBO UNIVERSITY	12/12/01	100-75	W	19-3-4	16-3-4	12-1-3	0-1-4	18-11-6	4-9-0	13-4-1						
at Minnesota-Duluth	12/15/01	65-88	L	13-5-0	13-1-2	3-2-4	2-3-1	11-4-0	0-3-0	12-2-0						
CONCORDIA (ST. PAUL)	12/19/01	76-59	W	27-6-1	9-6-5	5-6-5	0-1-1	12-6-0	0-1-0	5-2-0						
at St. Cloud State Univ	12/30/01	64-85	L	9-6-0	12-2-2	3-4-3	5-3-2	14-6-3	10-9-1	4-2-0						
at Augustana College	1/4/02	69-82	L	22-9-2	0-1-1	11-1-3	2-0-1	16-3-1	0-2-0	5-5-0						
at South Dakota State	1/5/02	66-97	L	5-6-3	8-1-0	5-1-1	2-0-4	12-2-2	1-5-0	12-5-1						
NEBRASKA-OMAHA	1/11/02	77-59	W	6-7-4	13-1-1	3-1-6	2-0-6	23-6-3	2-4-0	DNP						
NORTHERN COLORADO	1/12/02	81-79	W	20-7-3	6-3-2	8-3-2	2-2-2	28-4-1	2-0-2	DNP						
at North Dakota State U	1/18/02	66-65	W	6-5-3	6-0-0	2-0-4	6-3-4	22-7-1	4-3-1	DNP						
at North Dakota	1/19/02	72-78	L	28-4-1	5-1-0	3-3-5	0-1-1	18-12-4	5-6-1	DNP						
ST. CLOUDSTATE UNIV.	1/26/02	78-81	L	18-8-3	3-1-1	3-1-5	5-1-4	19-10-3	10-11-0	DNP						
SOUTH DAKOTA STATE	2/1/02	76-87	L	14-5-4	6-2-2	16-2-4	0-1-1	11-11-7	6-6-1	DNP						
AUGUSTANA COLLEGE	2/2/02	60-66	L	12-5-0	11-3-1	6-3-3	2-2-3	18-5-0	2-7-0	DNP						
at Northern Colorado	2/8/02	88-104	L	18-6-4	21-6-3	11-4-4	3-1-3	17-2-1	8-4-2	DNP						
at Nebraska-Omaha	2/9/02	61-73	L	13-12-4	6-1-0	9-0-3	2-2-3	14-3-0	2-2-1	DNP						
NORTH DAKOTA	2/15/02	78-87	L	26-7-0	0-0-1	16-0-7	0-1-6	23-11-2	2-2-2	DNP						
NORTH DAKOTA STATE U	2/16/02	89-79	W	16-6-3	3-0-0	15-3-8	6-1-7	38-8-2	0-5-1	DNP						
at South Dakota Coyotes	2/22/02	53-94	L	13-6-3	DNP	14-3-6	0-1-4	9-5-1	6-3-0	DNP						
at Morningside College	2/23/02	67-73	L	DNP	DNP	20-3-3	1-6-5	20-11-3	2-1-0	DNP						

Opponent	Date	Score	45		51		53		55	
			JOHNSON,LU	HICKMAN,JO	BEAUDETTE,	LEHE,SCOTT				
WISCONSIN-PARKSIDE	11/16/01	76-86	L	DNP	20-3-0	0-0-0	0-1-0			
TRUMAN STATE	11/17/01	92-60	W	4-5-0	2-4-0	10-2-0	8-5-0			
at Sioux Falls	11/21/01	76-85	L	DNP	6-4-0	0-1-0	2-3-0			
SOUTHWEST STATE	11/24/01	84-88	L	DNP	0-2-0	0-0-0	2-3-0			
at Winona State Univ	12/1/01	84-73	W	DNP	13-1-1	0-1-0	2-6-0			
MORNINGSIDE COLLEGE	12/7/01	78-55	W	2-4-0	2-2-0	3-2-0	0-6-0			
SOUTH DAKOTA	12/8/01	72-80	L	DNP	DNP	10-2-0	4-2-0			
VITERBO UNIVERSITY	12/12/01	100-75	W	0-1-1	DNP	6-1-0	12-6-1			
at Minnesota-Duluth	12/15/01	65-88	L	DNP	DNP	9-2-1	2-1-1			
CONCORDIA (ST. PAUL)	12/19/01	76-59	W	0-1-0	DNP	5-5-0	13-12-2			
at St. Cloud State Univ	12/30/01	64-85	L	DNP	DNP	3-3-0	4-0-0			
at Augustana College	1/4/02	69-82	L	DNP	7-5-1	6-5-0	0-1-0			
at South Dakota State	1/5/02	66-97	L	3-3-0	9-5-0	8-1-0	1-9-0			
NEBRASKA-OMAHA	1/11/02	77-59	W	0-1-0	11-5-0	9-3-0	8-3-0			
NORTHERN COLORADO	1/12/02	81-79	W	0-0-0	6-1-0	0-0-0	9-8-4			
at North Dakota State U	1/18/02	66-65	W	DNP	10-5-0	5-4-0	5-4-0			
at North Dakota	1/19/02	72-78	L	DNP	8-9-1	3-1-1	2-3-0			
ST. CLOUDSTATE UNIV.	1/26/02	78-81	L	DNP	7-8-0	11-0-0	2-1-0			
SOUTH DAKOTA STATE	2/1/02	76-87	L	DNP	20-5-0	3-0-0	0-0-0			
AUGUSTANA COLLEGE	2/2/02	60-66	L	DNP	0-3-0	4-5-1	5-3-0			
at Northern Colorado	2/8/02	88-104	L	2-3-0	0-1-1	7-5-0	1-1-0			
at Nebraska-Omaha	2/9/02	61-73	L	DNP	2-6-0	6-4-0	7-3-0			
NORTH DAKOTA	2/15/02	78-87	L	DNP	4-4-1	7-3-0	0-2-0			
NORTH DAKOTA STATE U	2/16/02	89-79	W	0-0-0	7-4-1	2-2-0	2-2-0			
at South Dakota Coyotes	2/22/02	53-94	L	3-3-1	2-4-0	6-2-0	0-6-0			
at Morningside College	2/23/02	67-73	L	0-0-0	5-6-1	6-5-1	13-5-0			



2012-13 MINNESOTA STATE MEN'S BASKETBALL

2002-03 Combined Stats

RECORD:	OVERALL	HOME	AWAY	NEUTRAL
ALL GAMES	15-13	11-6	3-7	1-0
CONFERENCE	6-10	5-6	1-4	0-0
NON-CONFERENCE	9-3	6-0	2-3	1-0

#	Player	gp-gs	min	avg	Total		3-Point		F-Throw		Rebounds				pf	dq	a	to blk	stl	pts	avg	
					fg-fga	fg%	3fg-fga	3fg%	ft-fa	ft%	off	def	tot	avg								
25	Jermaine Brown	28-28	904	32.3	171-337	.507	6-10	.600	102-135	.756	40	107	147	5.3	54	0	65	69	5	21	450	16.1
05	Drew Carlson	27-27	881	32.6	133-312	.426	58-144	.403	83-91	.912	27	79	106	3.9	60	3	99	33	4	34	407	15.1
04	Josh Zienke	21-17	544	25.9	67-165	.406	19-62	.306	68-92	.739	36	72	108	5.1	51	1	41	39	8	34	221	10.5
40	Nick Ellenberger	28-27	657	23.5	112-210	.533	0-1	.000	59-85	.694	47	111	158	5.6	85	4	29	62	6	16	283	10.1
23	Luke Anderson	8-7	171	21.4	31-66	.470	10-28	.357	4-5	.800	7	15	22	2.8	7	0	14	10	0	3	76	9.5
03	Lathaniel Staten	24-8	432	18.0	72-156	.462	12-42	.286	29-39	.744	19	37	56	2.3	26	0	29	39	0	24	189	7.7
42	Ryan Hulke	27-10	462	17.1	56-118	.475	1-2	.500	23-34	.676	34	85	119	4.4	55	1	21	21	17	19	136	5.0
10	Jevin Budde	28-14	672	24.0	32-73	.438	11-32	.344	43-54	.796	12	45	57	2.0	74	3	137	53	2	29	119	4.2
21	Ben Kaus	21-0	195	9.3	28-66	.424	7-22	.318	15-25	.600	5	8	13	0.6	33	2	9	11	0	7	78	3.7
44	Drew Shepp	24-1	254	10.6	22-44	.500	0-1	.000	14-29	.483	22	25	47	2.0	47	1	9	19	6	10	59	2.4
34	Tyler Griffin	27-1	271	10.0	20-59	.339	11-35	.314	8-14	.571	10	30	40	1.5	42	0	4	10	5	4	59	2.2
50	Chris Whitfield	15-0	128	8.5	14-26	.538	0-0	.000	1-3	.333	14	24	38	2.5	19	0	1	10	6	2	19	1.9
02	Kellen Driscoll	4-0	16	4.0	1-2	.500	0-0	.000	0-0	.000	1	0	1	0.3	2	0	2	1	0	0	2	0.5
32	Joe Szwaja	7-0	13	1.9	1-4	.250	1-1	1.000	0-0	.000	0	0	0	0.0	1	0	0	1	0	0	3	0.4
Team											42	43	85		1		5					
Total.....		28	5600		760-1638	.464	136-380	.358	449-606	.741	316	681	997	35.6	557	15	444	381	63	206	2106	75.2
Opponents.....		28	5600		707-1556	.454	215-578	.372	424-604	.702	281	651	932	33.3	532	-	436	388	76	195	2104	75.1

TEAM STATISTICS	MSUMBB	OPP	Date	Opponent	Score	Att.
SCORING	2105	2104	11/22/02	WINONA STATE	w 100-75	3176
Points per game	75.2	75.1	11/23/02	WISCONSIN-STOUT	w 84-80	2567
Scoring margin	+0.0	-	11/27/02	UPPER IOWA	w 83-69	1132
FIELD GOALS-ATT	760-1638	707-1556	11/30/02	at MINNESOTA-CROOKSTON	w 83-73	165
Field goal pct	.464	.454	12/4/02	MINNESOTA-DULUTH	w 81-65	1068
3 POINT FG-ATT	136-380	215-578	12/6/02	vs Wayne State (Neb.)	w 66-55	276
3-point FG pct	.358	.372	12/7/02	at Southwest State	L 53-70	1954
3-pt FG made per game	4.9	7.7	12/14/02	at Concordia-St. Paul	w 71-69	583
FREE THROWS-ATT	449-606	424-604	12/16/02	at Rockhurst	L 71-86	278
Free throw pct	.741	.702	12/20/02	SIoux FALLS	w 80-67	752
F-Throws made per game	16.0	15.1	12/21/02	MINNESOTA-MORRIS	w 104-76	904
REBOUNDS	997	932	* 1/2/03	SOUTH DAKOTA STATE	L 88-90	2441
Rebounds per game	35.6	33.3	* 1/4/03	AUGUSTANA	w 61-60	1600
Rebounding margin	+2.3	-	* 1/10/03	at North Dakota	L 72-81	2281
ASSISTS	444	436	* 1/11/03	at North Dakota State	L 67-74	3062
Assists per game	15.9	15.6	* 1/16/03	NEBRASKA-OMAHA	w 89-83	2019
TURNOVERS	381	388	* 1/18/03	at Northern Colorado	L 73-87	470
Turnovers per game	13.6	13.9	* 1/24/03	NORTH DAKOTA STATE	w 85-74	1865
Turnover margin	+0.3	-	* 1/25/03	ST. CLOUD STATE	L 74-83	3683
Assist/turnover ratio	1.2	1.1	* 2/1/03	at Augustana College	w 78-57	2240
STEALS	206	195	* 2/6/03	at St. Cloud State University	L 60-86	3223
Steals per game	7.4	7.0	* 2/8/03	NORTH DAKOTA	w 72-69	2481
BLOCKS	63	76	* 2/13/03	SOUTH DAKOTA	L 83-94	1846
Blocks per game	2.3	2.7	* 2/15/03	NEBRASKA-OMAHA	L 55-76	1025
ATTENDANCE	35847	16141	* 2/22/03	SOUTH DAKOTA STATE	L 71-93	4518
Home games-Avg/Game	17-2109	10-1586	* 2/28/03	NORTHERN COLORADO	L 58-63	2189
Neutral site-Avg/Game	-	1-276	* 3/1/03	SOUTH DAKOTA	w 78-70	2581
			w 3-4-2003	at South Dakota State	L 65-79	1609

Score by Periods	1st	2nd	Totals
Minnesota State	942	1163	2105
Opponents	1012	1092	2104

* = North Central Conference game

2012-13 MINNESOTA STATE MEN'S BASKETBALL



2002-03 Points • Rebounds • Assists

Opponent	Date	Score	02		03		04		05		10		21		23	
			DRISCOLL,K	STATEN,LAT	ZIEMKE,JOS	CARLSON,DR	BUDDE,JEVI	KAUS,BEN	ANDERSON,L							
WINONA STATE	11/22/02	100-75	w	DNP	9-4-2	DNP	16-7-7	2-1-5	DNP	17-7-4						
WISCONSIN-STOUT	11/23/02	84-80	w	DNP	0-0-0	DNP	23-4-6	0-0-5	1-0-0	13-2-1						
UPPER IOWA	11/27/02	83-69	w	0-0-0	11-1-0	DNP	22-7-8	0-2-6	4-2-0	7-4-3						
at Minnesota-Crookston	11/30/02	83-73	w	DNP	2-2-0	DNP	14-3-7	4-4-7	DNP	19-4-3						
MINNESOTA-DULUTH	12/4/02	81-65	w	DNP	8-1-1	DNP	19-6-4	6-0-3	DNP	9-2-2						
vs Wayne State (Neb.)	12/6/02	66-55	w	DNP	5-1-0	DNP	19-5-1	4-3-5	DNP	9-1-1						
at Southwest State	12/7/02	53-70	L	DNP	9-5-0	DNP	15-6-1	0-1-3	4-0-0	2-1-0						
at Concordia-St. Paul	12/14/02	71-69	w	DNP	13-6-0	6-1-2	0-1-0	2-1-3	2-2-0	DNP						
at Rockhurst	12/16/02	71-86	L	DNP	9-2-0	13-1-1	DNP	10-1-2	2-0-1	0-1-0						
SIOUX FALLS	12/20/02	80-67	w	DNP	6-0-2	20-6-2	14-4-2	4-1-2	2-0-0	DNP						
MINNESOTA-MORRIS	12/21/02	104-76	w	0-0-0	7-1-1	15-9-3	17-2-7	5-3-11	12-1-1	DNP						
SOUTH DAKOTA STATE	1/2/03	88-90	L	DNP	11-2-3	13-8-4	13-1-2	11-1-3	0-0-0	DNP						
AUGUSTANA	1/4/03	61-60	w	DNP	15-7-4	8-6-1	2-2-2	0-1-1	DNP	DNP						
at North Dakota	1/10/03	72-81	L	2-1-1	16-5-4	2-2-1	16-5-3	0-2-4	DNP	DNP						
at North Dakota State	1/11/03	67-74	L	0-0-1	4-3-1	10-3-1	10-2-5	7-2-3	4-3-0	DNP						
NEBRASKA-OMAHA	1/16/03	89-83	w	DNP	8-1-0	15-7-3	25-5-2	4-5-7	0-0-0	DNP						
at Northern Colorado	1/18/03	73-87	L	DNP	11-4-0	2-1-2	17-2-4	4-4-6	0-0-2	DNP						
NORTH DAKOTA STATE	1/24/03	85-74	w	DNP	DNP	14-6-4	29-6-3	7-5-9	7-1-0	DNP						
ST. CLOUD STATE	1/25/03	74-83	L	DNP	DNP	12-4-3	27-3-5	3-1-10	5-1-0	DNP						
at Augustana College	2/1/03	78-57	w	DNP	5-3-1	11-7-2	16-5-4	4-3-6	2-1-0	DNP						
at St. Cloud State Univ	2/6/03	60-86	L	DNP	0-1-1	9-4-0	6-4-0	10-2-2	3-0-0	DNP						
NORTH DAKOTA	2/8/03	72-69	w	DNP	5-3-2	2-3-0	19-1-2	6-1-5	DNP	DNP						
SOUTH DAKOTA	2/13/03	83-94	L	DNP	13-1-0	16-3-5	12-4-6	0-3-5	3-0-0	DNP						
NEBRASKA-OMAHA	2/15/03	55-76	L	DNP	6-2-2	8-9-0	14-4-1	3-0-3	7-0-1	DNP						
SOUTH DAKOTA STATE	2/22/03	71-93	L	DNP	8-1-1	16-4-2	7-4-0	5-0-7	6-0-1	DNP						
NORTHERN COLORADO	2/28/03	58-63	L	DNP	4-0-0	10-8-1	8-5-2	2-1-4	6-0-1	DNP						
SOUTH DAKOTA	3/1/03	78-70	w	DNP	DNP	14-11-0	12-5-8	4-4-4	8-2-2	DNP						
at South Dakota State	3-4-2003	65-79	L	DNP	DNP	5-5-4	15-3-3	11-5-6	0-0-0	DNP						

Opponent	Date	Score	25		32		34		40		42		44		50	
			BROWN,JERM	SZWAJA,JOE	GRIFFIN,TY	ELLENBERGE	HULKE,RYAN	SHEPP,DREW	WHITFIELD,							
WINONA STATE	11/22/02	100-75	w	27-9-3	DNP	0-3-0	10-6-3	15-7-3	4-3-0	DNP						
WISCONSIN-STOUT	11/23/02	84-80	w	12-4-7	DNP	10-3-0	18-7-0	4-4-0	1-1-0	2-5-0						
UPPER IOWA	11/27/02	83-69	w	21-6-4	0-0-0	DNP	4-4-1	6-4-1	8-3-1	0-0-0						
at Minnesota-Crookston	11/30/02	83-73	w	22-3-2	DNP	0-2-0	9-5-1	4-5-1	5-2-0	4-1-0						
MINNESOTA-DULUTH	12/4/02	81-65	w	13-5-2	DNP	3-3-1	11-5-0	5-3-3	3-2-0	4-5-0						
vs Wayne State (Neb.)	12/6/02	66-55	w	15-4-1	DNP	0-1-1	9-5-0	3-7-1	0-2-1	2-2-1						
at Southwest State	12/7/02	53-70	L	7-1-0	DNP	1-5-1	4-4-1	8-5-0	1-1-1	2-3-0						
at Concordia-St. Paul	12/14/02	71-69	w	18-5-3	DNP	0-1-0	13-12-1	10-7-0	5-1-0	2-2-0						
at Rockhurst	12/16/02	71-86	L	20-5-2	DNP	3-3-0	7-3-1	4-3-1	1-1-0	2-5-0						
SIOUX FALLS	12/20/02	80-67	w	18-10-6	DNP	0-2-0	14-8-2	2-6-0	DNP	0-0-0						
MINNESOTA-MORRIS	12/21/02	104-76	w	12-7-2	3-0-0	8-2-1	14-5-2	6-8-1	0-4-1	5-4-0						
SOUTH DAKOTA STATE	1/2/03	88-90	L	8-11-4	DNP	0-0-0	26-4-1	6-3-0	DNP	DNP						
AUGUSTANA	1/4/03	61-60	w	21-5-2	DNP	0-0-0	13-8-0	2-5-0	0-0-0	DNP						
at North Dakota	1/10/03	72-81	L	8-2-2	DNP	5-0-0	10-9-3	13-7-0	0-0-0	DNP						
at North Dakota State	1/11/03	67-74	L	16-1-3	DNP	4-2-0	10-8-1	2-4-0	DNP	DNP						
NEBRASKA-OMAHA	1/16/03	89-83	w	19-8-5	DNP	0-0-0	6-6-0	0-4-2	12-2-0	DNP						
at Northern Colorado	1/18/03	73-87	L	16-2-1	DNP	0-0-0	18-8-1	DNP	5-11-0	0-1-0						
NORTH DAKOTA STATE	1/24/03	85-74	w	16-7-2	DNP	0-0-0	4-4-2	5-2-0	3-3-0	DNP						
ST. CLOUD STATE	1/25/03	74-83	L	13-7-1	0-0-0	7-2-0	4-6-1	3-7-0	0-1-0	DNP						
at Augustana College	2/1/03	78-57	w	18-1-2	0-0-0	3-3-0	9-10-1	6-3-0	4-1-0	0-1-0						
at St. Cloud State Univ	2/6/03	60-86	L	10-6-0	DNP	4-3-0	12-5-0	6-2-1	0-0-0	0-0-0						
NORTH DAKOTA	2/8/03	72-69	w	16-8-1	DNP	0-0-0	10-7-0	12-7-3	2-1-1	DNP						
SOUTH DAKOTA	2/13/03	83-94	L	25-6-2	DNP	0-1-0	10-4-1	4-4-2	0-1-0	DNP						
NEBRASKA-OMAHA	2/15/03	55-76	L	6-2-1	0-0-0	3-2-0	2-0-0	0-0-1	2-4-0	4-6-0						
SOUTH DAKOTA STATE	2/22/03	71-93	L	15-8-1	0-0-0	2-0-0	4-2-1	4-3-0	2-1-0	2-3-0						
NORTHERN COLORADO	2/28/03	58-63	L	12-5-1	DNP	0-0-0	12-7-0	4-7-0	0-2-0	DNP						
SOUTH DAKOTA	3/1/03	78-70	w	26-6-3	0-0-0	4-1-0	10-3-1	0-0-1	DNP	DNP						
at South Dakota State	3-4-2003	65-79	L	20-3-2	DNP	2-1-0	10-3-0	2-2-0	0-0-0	DNP						



2012-13 MINNESOTA STATE MEN'S BASKETBALL

2003-04 Combined Stats

#	Player	gp-gs	min	avg	Total		3-Point		F-Throw		Rebounds					pts	avg							
					fg-fga	fg%	3fg-fga	3fg%	ft-fa	ft%	off	def	tot	avg	pf			dq	a	to blk	stl			
40	Jamel Staten	28-27	762	27.2	193-409	.472	54-130	.415	133-154	.864	66	139	205	7.3	80	4	102	74	16	40	573	20.5		
23	Luke Anderson	28-26	873	31.2	152-365	.416	65-156	.417	82-102	.804	36	111	147	5.3	36	0	56	45	4	23	451	16.1		
04	Josh Ziemke	15-14	358	23.9	40-100	.400	5-18	.278	58-80	.725	34	49	83	5.5	34	1	34	20	14	32	143	9.5		
05	Joe Williams	28-26	601	21.5	87-176	.494	9-24	.375	63-86	.733	44	49	93	3.3	62	0	32	37	5	28	246	8.8		
25	Zach Kiekow	12-10	270	22.5	33-73	.452	7-25	.280	24-34	.706	4	15	19	1.6	16	0	37	30	1	18	97	8.1		
03	Tony Thomason	27-15	665	24.6	74-155	.477	26-56	.464	27-29	.931	25	47	72	2.7	61	2	91	65	1	25	201	7.4		
42	Ryan Hulke	27-3	532	19.7	81-159	.509	0-2	.000	29-46	.630	55	76	131	4.9	60	2	27	17	16	17	191	7.1		
21	Garneli Ahelegbe	28-2	515	18.4	61-154	.396	23-59	.390	53-62	.855	18	34	52	1.9	51	1	32	35	2	18	195	7.1		
02	Kyle Marxhausen	26-3	456	17.5	51-118	.432	30-79	.380	10-29	.345	25	55	80	3.1	45	0	36	21	4	18	142	5.5		
50	Chris Whitfield	28-13	445	15.9	36-64	.563	0-0	.000	26-36	.722	42	61	103	3.7	71	1	5	17	54	10	95	3.5		
55	John McConkey	7-0	18	2.6	3-5	.600	0-0	.000	3-4	.750	3	4	7	1.0	0	0	0	0	0	2	9	1.3		
30	Nate Swetalla	17-1	65	3.8	3-9	.333	1-6	.167	6-10	.600	5	14	19	1.1	8	0	0	2	1	3	13	0.8		
44	Jamar Foxx	5-0	8	1.6	1-3	.333	1-3	.333	0-0	.000	0	0	0	0.0	0	0	2	3	1	0	3	0.6		
10	Joe Szwaja	8-0	20	2.5	1-7	.143	1-5	.200	1-2	.500	0	1	1	0.1	2	0	2	0	0	0	4	0.5		
34	Ryan Pertile	6-0	12	2.0	0-1	.000	0-0	.000	0-0	.000	0	4	4	0.7	0	0	0	2	0	0	0	0.0		
Team											50	55	105											
Total.....		28	5600		816-1798	.454	222-563	.394	515-674	.764	407	718	1125	40.2	526	11	456	375	119	238	2369	84.6		
Opponents.....		28	5600		776-1726	.450	220-567	.388	415-564	.736	315	651	970	34.6	555	20	475	413	82	170	2187	78.1		

TEAM STATISTICS	MSUMBB	OPP	Date	Opponent	Score	Att.
SCORING	2369	2187	11/21/03	SOUTHWEST MINNESOTA STATE	w 96-86	3013
Points per game	84.6	78.1	11/22/03	MINNESOTA DULUTH	w 87-80	2243
Scoring margin	+6.5	-	11/25/03	at Winona State	L 68-85	341
FIELD GOALS-ATT	816-1798	776-1726	11/29/03	ROCKFORD	w 72-57	568
Field goal pct	.454	.450	12/3/03	CONCORDIA (ST. PAUL)	w 93-75	1288
3 POINT FG-ATT	222-563	220-567	12/6/03	MINNESOTA, CROOKSTON	w 79-53	1892
3-point FG pct	.394	.388	12/10/03	ROCKHURST	w 95-81	322
3-pt FG made per game	7.9	7.9	12/14/03	WILLIAM PENN	w 97-59	755
FREE THROWS-ATT	515-674	415-564	12/18/03	vs Texas A&M-Kingsville	L 86-98	132
Free throw pct	.764	.736	12/19/03	at Incarnate Word	w 85-79	311
F-Throws made per game	18.4	14.8	12/29/03	SIOUX FALLS	w 81-72	654
REBOUNDS	1125	970	12/30/03	CARLETON	w 72-62	1016
Rebounds per game	40.2	34.6	1/5/04	at Minnesota-Morris	w 95-66	96
Rebounding margin	+5.5	-	* 1/9/04	NORTH DAKOTA	w 73-62	1979
ASSISTS	456	473	* 1/10/04	NORTH DAKOTA STATE	L 70-75	2424
Assists per game	16.3	16.9	* 1/16/04	SOUTH DAKOTA STATE	w 102-84	2618
TURNOVERS	375	413	* 1/17/04	AUGUSTANA	w 108-79	2302
Turnovers per game	13.4	14.8	* 1/23/04	at South Dakota	L 86-95	3207
Turnover margin	+1.4	-	* 1/24/04	at Nebraska-Omaha	w 102-93	2200
Assist/turnover ratio	1.2	1.1	* 1/31/04	at St. Cloud State	L 94-98	3882
STEALS	238	170	* 2/7/04	ST. CLOUD STATE	L 56-72	3043
Steals per game	8.5	6.1	* 2/13/04	NEBRASKA-OMAHA	w 86-74	2488
BLOCKS	119	82	* 2/14/04	SOUTH DAKOTA	L 78-82	3284
Blocks per game	4.3	2.9	* 2/20/04	at Augustana (S.D.)	L 67-71	2146
ATTENDANCE	29889	24843	* 2/21/04	at South Dakota State	L 88-90	4545
Home games-Avg/Game	16-1868	11-2246	* 2/27/04	at North Dakota State	w 90-85	2852
Neutral site-Avg/Game	-	1-132	* 2/28/04	at North Dakota	w 81-77	2347
			3/2/04	at South Dakota	L 82-97	2784
Score by Periods	1st	2nd	Totals			
Minnesota State	1153	1216	2369			
Opponents	979	1208	2187			

* - Conference game

2012-13 MINNESOTA STATE MEN'S BASKETBALL



2003-04 Points • Rebounds • Assists

Opponent	Date	Score	02		03		04		05		10		21		23	
			MARXHAUSEN	THOMASON,T	ZIEMKE,JOS	WILLIAMS,J	SZWAJA,JOE	AHELEGBE,G	ANDERSON,L							
SOUTHWEST MINNESOTA	11/21/03	96-86	w	3-10	2-16	15-60	7-10-5	DNP	6-2-1	266-2						
MINNESOTA DULUTH	11/22/03	87-80	w	6-40	0-4-3	5-4-1	9-3-2	DNP	5-00	156-2						
at Winona State	11/25/03	68-85	L	2-6-1	10-0-1	3-6-0	1-1-2	DNP	10-3-0	7-6-1						
ROCKFORD	11/29/03	72-57	w	2-2-1	2-2-2	12-9-5	0-2-0	0-0-0	11-3-0	16-13-0						
CONCORDIA (ST. PAUL)	12/3/03	93-75	w	5-6-0	4-2-4	9-11-3	9-3-1	0-0-0	10-2-2	21-5-3						
MINNESOTA, CROOKSTO	12/6/03	79-53	w	10-7-4	5-4-2	3-7-2	16-5-1	4-0-0	0-3-0	4-3-1						
ROCKHURST	12/10/03	95-81	w	7-4-4	6-5-4	20-5-1	14-1-1	0-0-0	8-2-2	6-3-1						
WILLIAM PENN	12/14/03	97-59	w	7-1-2	12-2-3	7-4-1	14-0-1	0-1-0	0-2-0	19-3-3						
vs Texas A&M-Kingsville	12/18/03	86-98	L	8-2-1	7-1-5	22-7-1	5-3-3	DNP	4-0-0	23-6-1						
at Incarnate Word	12/19/03	85-79	w	3-2-2	3-2-1	11-6-1	13-3-2	DNP	6-0-1	16-5-3						
SIoux FALLS	12/29/03	81-72	w	6-2-2	7-0-6	4-4-1	4-4-1	DNP	3-0-1	26-6-1						
CARLETON	12/30/03	72-62	w	2-1-0	12-6-2	6-4-5	0-1-0	DNP	9-3-0	10-6-2						
at Minnesota-Morris	1/5/04	95-66	w	13-5-4	13-4-6	0-2-3	6-3-0	0-0-1	14-4-0	11-3-2						
NORTH DAKOTA	1/9/04	73-62	w	6-4-1	9-5-2	10-3-6	19-7-2	DNP	0-2-1	9-5-0						
NORTH DAKOTA STATE	1/10/04	70-75	L	0-3-1	11-1-1	16-5-4	8-3-1	DNP	8-3-0	10-2-2						
SOUTH DAKOTA STATE	1/16/04	102-84	w	9-3-1	7-3-8	DNP	5-2-0	0-0-0	5-3-2	24-2-3						
AUGUSTANA	1/17/04	108-79	w	3-1-1	12-4-4	DNP	22-3-1	0-0-1	10-0-4	26-8-6						
at South Dakota	1/23/04	86-95	L	9-2-0	7-1-5	DNP	13-7-3	DNP	2-1-0	23-5-0						
at Nebraska-Omaha	1/24/04	102-93	w	3-2-1	16-3-2	DNP	9-7-2	DNP	12-3-0	12-3-1						
at St. Cloud State	1/31/04	94-98	L	3-2-3	2-3-0	DNP	8-6-0	DNP	2-4-5	28-5-3						
ST. CLOUD STATE	2/7/04	56-72	L	11-3-0	0-2-3	DNP	0-1-0	DNP	4-2-1	17-9-1						
NEBRASKA-OMAHA	2/13/04	86-74	w	DNP	13-1-5	DNP	13-6-2	DNP	10-2-0	20-6-1						
SOUTH DAKOTA	2/14/04	78-82	L	DNP	10-3-6	DNP	2-0-0	DNP	11-3-2	12-3-3						
at Augustana (S.D.)	2/20/04	67-71	L	0-0-0	4-3-1	DNP	4-1-0	DNP	11-2-2	12-9-1						
at South Dakota State	2/21/04	88-90	L	15-5-1	8-2-5	DNP	15-1-0	DNP	9-2-1	5-5-4						
at North Dakota State	2/27/04	90-85	w	5-3-0	DNP	DNP	16-5-1	DNP	7-0-6	25-6-3						
at North Dakota	2/28/04	81-77	w	3-2-3	8-4-1	DNP	4-2-0	DNP	7-0-1	12-3-1						
at South Dakota	3/2/04	82-97	L	1-7-3	11-4-3	DNP	10-3-1	DNP	14-1-0	16-5-5						

Opponent	Date	Score	25		30		34		40		42		44		50	
			KIEKOW,ZAC	SWETALLA,N	PERTILE,RY	STATEN,JAM	HULKERYAN	FOXX,JAMAR	WHITFIELD,							
SOUTHWEST MINNESOTA	11/21/03	96-86	w	18-4-4	DNP	DNP	9-3-1	8-4-2	DNP	2-5-0						
MINNESOTA DULUTH	11/22/03	87-80	w	5-1-5	DNP	DNP	36-9-4	6-7-1	DNP	0-0-1						
at Winona State	11/25/03	68-85	L	6-0-4	2-2-0	DNP	13-3-0	12-4-0	DNP	2-6-0						
ROCKFORD	11/29/03	72-57	w	7-2-0	1-2-0	0-1-0	8-4-1	9-4-0	0-0-0	2-3-1						
CONCORDIA (ST. PAUL)	12/3/03	93-75	w	8-1-8	0-0-0	0-1-0	20-7-3	7-6-0	DNP	0-3-0						
MINNESOTA, CROOKSTO	12/6/03	79-53	w	13-2-0	0-2-0	0-1-0	21-6-2	2-2-1	0-0-1	0-3-0						
ROCKHURST	12/10/03	95-81	w	8-2-3	0-0-0	0-1-0	22-6-2	DNP	0-0-0	2-1-0						
WILLIAM PENN	12/14/03	97-59	w	4-1-6	2-4-0	DNP	26-8-5	3-7-0	DNP	3-5-0						
vs Texas A&M-Kingsville	12/18/03	86-98	L	9-1-0	DNP	DNP	6-1-4	2-1-2	DNP	0-3-0						
at Incarnate Word	12/19/03	85-79	w	4-1-4	DNP	DNP	21-10-5	8-7-0	DNP	0-1-0						
SIoux FALLS	12/29/03	81-72	w	3-2-2	DNP	DNP	21-3-3	2-4-2	DNP	5-5-0						
CARLETON	12/30/03	72-62	w	12-2-1	DNP	DNP	14-4-2	5-4-0	DNP	2-2-0						
at Minnesota-Morris	1/5/04	95-66	w	DNP	0-4-0	DNP	24-7-5	4-4-3	DNP	6-3-0						
NORTH DAKOTA	1/9/04	73-62	w	DNP	DNP	DNP	17-4-2	2-2-0	DNP	1-1-0						
NORTH DAKOTA STATE	1/10/04	70-75	L	DNP	DNP	DNP	13-5-1	3-4-3	DNP	1-3-0						
SOUTH DAKOTA STATE	1/16/04	102-84	w	DNP	0-0-0	0-0-0	28-9-7	12-4-1	0-0-0	12-6-0						
AUGUSTANA	1/17/04	108-79	w	DNP	4-2-0	0-0-0	18-7-5	6-9-1	3-0-1	4-5-0						
at South Dakota	1/23/04	86-95	L	DNP	DNP	DNP	20-6-3	0-6-2	DNP	12-9-0						
at Nebraska-Omaha	1/24/04	102-93	w	DNP	0-0-0	DNP	25-8-5	19-6-1	DNP	6-3-0						
at St. Cloud State	1/31/04	94-98	L	DNP	0-0-0	DNP	40-10-4	11-6-2	DNP	0-4-0						
ST. CLOUD STATE	2/7/04	56-72	L	DNP	DNP	DNP	13-11-3	7-6-1	DNP	4-5-0						
NEBRASKA-OMAHA	2/13/04	86-74	w	DNP	0-0-0	DNP	18-5-5	4-5-2	DNP	8-3-0						
SOUTH DAKOTA	2/14/04	78-82	L	DNP	0-1-0	DNP	22-15-4	14-10-0	DNP	7-7-0						
at Augustana (S.D.)	2/20/04	67-71	L	DNP	DNP	DNP	24-15-5	3-1-0	DNP	9-9-0						
at South Dakota State	2/21/04	88-90	L	DNP	0-0-0	DNP	24-4-4	8-4-0	DNP	4-4-1						
at North Dakota State	2/27/04	90-85	w	DNP	2-1-0	DNP	23-8-7	12-3-1	DNP	0-1-1						
at North Dakota	2/28/04	81-77	w	DNP	2-1-0	DNP	27-18-6	14-4-0	DNP	4-1-0						
at South Dakota	3/2/04	82-97	L	DNP	0-0-0	DNP	20-9-4	8-7-2	DNP	2-2-1						



2012-13 MINNESOTA STATE MEN'S BASKETBALL

2004-05 Combined Stats

##	Player	gp-gs	min	Total		3-Point		F-Throw		Rebounds					pts	avg						
				avg	fg-fga	fg%	3fg-fga	3fg%	ft-fa	ft%	off	def	tot	avg			pf	dq	a	to blk	stl	
04	Jamel Staten	32-31	881	27.5	246-506	.486	61-175	.349	133-172	.773	72	176	248	7.8	78	2	107	68	18	52	686	21.4
23	Luke Anderson	32-32	943	29.5	183-389	.470	85-205	.415	76-100	.760	48	101	149	4.7	40	0	55	45	5	21	527	16.5
02	Andy Moeller	32-32	912	28.5	122-312	.391	57-161	.354	95-129	.736	34	116	150	4.7	75	2	134	60	4	51	396	12.4
05	Joe Williams	32-32	733	22.9	88-183	.481	8-30	.267	65-95	.684	45	51	96	3.0	53	0	35	35	6	30	245	7.8
21	Garnel Ahelegbe	32-1	644	20.1	64-177	.362	30-83	.361	50-58	.862	21	53	74	2.3	53	3	48	36	7	18	208	6.5
03	Tony Thomason	32-0	637	19.9	56-126	.444	30-69	.435	45-52	.865	22	47	69	2.2	46	1	87	47	3	15	187	5.8
34	Rueben Trotter	28-0	369	13.2	62-110	.564	0-1	.000	21-39	.538	39	58	97	3.5	38	0	9	30	8	3	145	5.2
32	Eric Van Cleave	11-0	63	5.7	15-32	.469	7-16	.438	5-7	.714	4	11	15	1.4	8	0	3	0	4	4	3.8	
50	Chris Whitfield	32-28	572	17.9	33-69	.478	0-0	.000	23-48	.479	57	94	151	4.7	86	2	6	14	82	16	89	2.8
44	Drew Shepp	27-4	341	12.6	29-58	.500	1-1	1.000	15-24	.625	34	23	57	2.1	63	3	7	16	16	6	74	2.7
25	Jerrell West	6-0	16	2.7	4-7	.571	2-4	.500	0-1	.000	0	2	2	0.3	0	0	1	0	0	0	10	1.7
55	John McConkey	7-0	27	3.9	3-4	.750	0-0	.000	4-4	1.000	1	6	7	1.0	0	0	2	2	0	1	10	1.4
42	Scott Effenheim	3-0	8	2.7	2-4	.500	0-0	.000	0-0	.000	2	1	3	1.0	0	0	1	0	0	0	4	1.3
10	Chris Babcock	9-0	34	3.8	2-7	.286	2-5	.400	6-6	1.000	1	4	5	0.6	6	0	3	5	1	2	12	1.3
40	Eric Mergen	24-0	206	8.6	10-19	.526	0-0	.000	4-9	.444	11	19	30	1.3	31	0	7	10	17	16	24	1.0
30	Nate Swetalla	18-0	85	4.7	5-13	.385	4-9	.444	2-2	1.000	4	12	16	0.9	13	1	5	2	1	4	16	0.9
Team											50	72	122		1		3					
Total.....		32	6475		924-2016	.458	287-759	.378	544-746	.729	445	845	1291	40.3	591	14	520	377	168	242	2675	83.7
Opponents.....		32	6475		805-1940	.415	191-573	.333	472-640	.738	381	753	1134	35.4	595	17	440	423	83	195	2273	71.0

TEAM STATISTICS

	MSUMB	OPP	Date	Opponent	Score	Att.				
SCORING	2679	2273	^	11/19/04	TRUMAN STATE	w 99-57	3066			
Points per game	83.7	71.0	^	11/20/04	BEMIDJI STATE	w 82-72	3009			
Scoring margin	+12.7	-		11/23/04	CROSSROADS	w 132-35	792			
FIELD GOALS-ATT	924-2016	805-1940	#	11/26/04	at Southwest Minnesota State	w 105-63	1782			
Field goal pct	.458	.415	#	11/27/04	vs Northern State	w 96-86	987			
3 POINT FG-ATT	287-759	191-573		11/30/04	DAKOTA WESLEYAN	w 92-66	1097			
3-point FG pct	.378	.333		12/03/04	at Winona State	w 92-84	793			
3-pt FG made per game	9.0	6.0		12/04/04	WINONA STATE	w 87-79	2678			
FREE THROWS-ATT	544-746	472-640		12/07/04	at Concordia-St. Paul	w 75-67	618			
Free throw pct	.729	.738		12/10/04	at North Dakota State	w 73-70	2075			
F-Throws made per game	17.0	14.8		12/11/04	at Minnesota, Crookston	w 83-73	275			
REBOUNDS	1291	1134		12/19/04	MSU MOORHEAD	w 75-56	919			
Rebounds per game	40.3	35.4	%	12/29/04	vs Central Washington	L 78-88	130			
Rebounding margin	+4.9	-	%	12/30/04	WESTERN OREGON	w 73-66	312			
ASSISTS	520	440	*	01/06/05	at Minnesota Duluth	w 88-70	1046			
Assists per game	16.3	13.8		01/08/05	UPPER IOWA	w 95-47	1492			
TURNOVERS	377	423	*	01/14/05	ST. CLOUD STATE	w 101-98	3105			
Turnovers per game	11.8	13.2	*	01/15/05	MINNESOTA DULUTH	w 91-62	1823			
Turnover margin	+1.4	-	*	01/20/05	at North Dakota	L 72-75	3591			
Assist/turnover ratio	1.4	1.0	*	01/22/05	at Augustana (SD)	w 93-80	2433			
STEALS	242	195	*	01/29/05	SOUTH DAKOTA	w 86-78	4876			
Steals per game	7.6	6.1	*	02/05/05	at St. Cloud State	L 76-89	5222			
BLOCKS	168	83	*	02/11/05	at South Dakota	L 69-70	4445			
Blocks per game	5.3	2.6	*	02/12/05	at Nebraska-Omaha	L 58-70	2500			
ATTENDANCE	34066	32257	*	02/19/05	AUGUSTANA	w 83-55	2885			
Home games-Avg/Game	15-2271	13-2207	*	02/24/05	NORTH DAKOTA	w 73-63	2561			
Neutral site-Avg/Game	-	4-892	*	02/26/05	NEBRASKA-OMAHA	L 88-90	4004			
Score by Periods	1st	2nd	OT	OT2	Totals	!	03/01/05	NORTH DAKOTA	w 80-62	1447
Minnesota State	1274	1369	23	13	2679	!	03/04/05	at Nebraska-Omaha	w 62-52	3000
Opponents	1060	1178	20	15	2273	!	03/05/05	vs South Dakota	L 72-87	1350
						\$	03/12/05	vs Fort Lewis	w 86-78	1100
						\$	03/13/05	at Metropolitan State	L 64-85	910

* = North Central Conference game

^ = Pepsi Tip-Off game (Mankato, Minn.)

= SMSU/US Bancorp Classic game (Marshall, Minn.)

% = Red Lion Hotel/Fibromyalgia Classic (Monmouth, Ore.)

! = Wells Fargo Finals game

\$ = NCAA Division II North Central Regional game (Denver, Colo.)

2012-13 MINNESOTA STATE MEN'S BASKETBALL



2004-05 Points • Rebounds • Assists

Opponent	Date	Score	02		03		04		05		10		21		23	
			MOELLER,AN	THOMASON,T	STATEN,JAM	WILLIAMS,J	BABCOCK,CH	AHELEGBE,G	ANDERSON,L							
TRUMAN STATE	11/19/04	99-57	w	5-4-5	10-5-6	19-10-6	4-2-2	2-0-0	10-3-2	24-0-4						
BEMIDJI STATE	11/20/04	82-72	w	9-3-2	2-1-4	19-5-2	11-1-0	DNP	7-4-3	15-3-2						
CROSSROADS	11/23/04	132-35	w	15-4-6	5-4-3	21-2-3	11-4-4	2-2-3	3-3-3	13-3-1						
at Southwest Minnesota	11/26/04	105-63	w	8-2-5	14-4-5	33-8-3	4-2-2	3-1-0	13-0-1	12-6-0						
vs Northern State	11/27/04	96-86	w	18-3-5	3-0-0	25-9-2	8-2-0	DNP	7-2-2	20-3-4						
DAKOTA WESLEYAN	11/30/04	92-66	w	11-8-3	0-2-5	16-7-6	7-1-2	0-2-0	9-3-4	27-4-3						
at Winona State	12/03/04	92-84	w	19-4-4	0-0-2	24-10-3	13-5-0	DNP	10-6-1	20-4-4						
WINONA STATE	12/04/04	87-79	w	15-2-7	0-0-0	24-11-2	7-3-4	DNP	9-5-0	11-3-1						
at Concordia-St. Paul	12/07/04	75-67	w	14-8-2	2-3-2	22-11-2	10-5-3	DNP	8-0-1	9-8-2						
at North Dakota State	12/10/04	73-70	w	11-7-1	6-1-2	20-8-2	9-2-1	DNP	14-2-0	3-4-1						
at Minnesota, Crookston	12/11/04	83-73	w	20-2-3	5-2-0	23-9-3	19-6-2	DNP	0-0-0	10-4-0						
MSU MOORHEAD	12/19/04	75-56	w	7-6-7	7-5-1	7-0-3	13-6-2	0-0-0	3-10-4	2-4-3						
vs Central Washington	12/29/04	78-88	L	14-4-4	3-2-3	18-8-3	2-2-1	DNP	8-1-0	21-5-1						
WESTERN OREGON	12/30/04	73-66	w	10-3-1	4-2-2	21-7-3	7-1-0	DNP	4-1-0	1-4-2						
at Minnesota Duluth	01/06/05	88-70	w	12-6-4	0-2-2	41-10-4	2-3-1	0-0-0	7-4-2	2-6-3						
UPPER IOWA	01/08/05	95-47	w	9-5-9	12-0-1	27-8-5	3-3-1	0-0-0	3-0-1	2-0-3						
ST. CLOUD STATE	01/14/05	101-98	w	24-6-7	5-1-3	18-7-5	15-1-2	DNP	5-2-0	21-8-4						
MINNESOTA DULUTH	01/15/05	91-62	w	8-3-3	6-6-6	27-9-3	9-6-3	0-0-0	1-4-1	1-4-3						
at North Dakota	01/20/05	72-75	L	12-4-2	8-3-1	25-12-4	9-2-1	DNP	3-4-2	7-7-1						
at Augustana (SD)	01/22/05	93-80	w	14-5-5	2-1-3	28-3-4	10-3-1	DNP	5-0-0	21-4-1						
SOUTH DAKOTA	01/29/05	86-78	w	16-3-1	11-3-2	33-9-9	6-3-1	DNP	0-0-3	7-1-3						
at St. Cloud State	02/05/05	76-89	L	5-7-4	8-1-1	26-1-4	12-5-0	DNP	9-2-0	9-3-0						
at South Dakota	02/11/05	69-70	L	0-5-2	8-2-2	26-1-6	6-3-3	DNP	10-1-0	1-8-2						
at Nebraska-Omaha	02/12/05	58-70	L	9-1-2	7-2-4	4-6-2	4-2-0	DNP	0-1-1	2-0-7						
AUGUSTANA	02/19/05	83-55	w	8-4-5	7-4-3	5-3-2	12-8-1	5-0-0	1-2-5	2-4-2						
NORTH DAKOTA	02/24/05	73-63	w	19-3-3	8-4-7	16-4-2	4-0-0	DNP	4-0-1	17-10-1						
NEBRASKA-OMAHA	02/26/05	88-90	L	2-4-9	2-2-2	13-6-2	10-4-0	DNP	12-2-4	21-5-0						
NORTH DAKOTA	03/01/05	80-62	w	7-7-2	12-0-5	27-5-3	4-4-0	DNP	10-4-3	13-4-2						
at Nebraska-Omaha	03/04/05	62-52	w	19-5-3	3-1-0	24-10-4	0-1-0	DNP	0-2-0	1-2-4						
vs South Dakota	03/05/05	72-87	L	9-5-5	9-3-1	19-7-2	4-2-0	DNP	4-2-0	2-3-5						
vs Fort Lewis	03/12/05	86-78	w	11-5-7	9-1-6	22-8-4	5-0-1	DNP	11-1-1	2-4-2						
at Metropolitan State	03/13/05	64-85	L	14-7-8	9-2-3	13-6-1	9-4-1	DNP	5-2-3	7-3-1						

Opponent	Date	Score	25		30		32		34		40		42		44	
			WEST,JERRE	SWETALLAN	CLEAVE,ERI	TROTTER,RU	MERGEN,ERI	EFFENHEIM,	SHEPP,DREW							
TRUMAN STATE	11/19/04	99-57	w	0-0-0	0-0-0	8-3-0	6-3-1	3-2-2	0-1-0	DNP						
BEMIDJI STATE	11/20/04	82-72	w	DNP	0-0-0	DNP	16-7-1	0-0-0	DNP	DNP						
CROSSROADS	11/23/04	132-35	w	10-2-1	2-6-2	12-3-1	12-5-0	1-0-2	4-2-1	11-5-1						
at Southwest Minnesota	11/26/04	105-63	w	DNP	6-0-1	0-1-2	6-2-0	2-1-0	DNP	4-4-1						
vs Northern State	11/27/04	96-86	w	DNP	0-0-0	DNP	7-3-0	2-3-0	DNP	3-2-0						
DAKOTA WESLEYAN	11/30/04	92-66	w	DNP	0-1-0	6-0-1	10-5-0	2-2-0	DNP	4-1-0						
at Winona State	12/03/04	92-84	w	DNP	DNP	DNP	2-3-1	DNP	DNP	4-0-0						
WINONA STATE	12/04/04	87-79	w	DNP	DNP	DNP	6-4-0	DNP	DNP	13-7-0						
at Concordia-St. Paul	12/07/04	75-67	w	DNP	DNP	DNP	9-5-2	DNP	DNP	0-2-1						
at North Dakota State	12/10/04	73-70	w	DNP	DNP	DNP	2-1-0	DNP	DNP	0-0-0						
at Minnesota, Crookston	12/11/04	83-73	w	DNP	0-1-1	DNP	0-0-0	0-0-0	DNP	5-4-0						
MSU MOORHEAD	12/19/04	75-56	w	0-0-0	3-0-0	0-0-0	2-1-0	0-1-1	DNP	4-4-0						
vs Central Washington	12/29/04	78-88	L	DNP	0-1-0	0-0-1	10-8-3	DNP	DNP	0-1-0						
WESTERN OREGON	12/30/04	73-66	w	DNP	DNP	2-0-0	5-4-0	0-0-0	DNP	0-3-0						
at Minnesota Duluth	01/06/05	88-70	w	DNP	0-0-0	0-0-0	0-5-0	0-0-0	DNP	0-2-0						
UPPER IOWA	01/08/05	95-47	w	0-0-0	2-2-0	2-7-4	2-7-0	6-4-0	DNP	5-5-1						
ST. CLOUD STATE	01/14/05	101-98	w	DNP	DNP	DNP	8-9-0	0-1-0	DNP	2-2-0						
MINNESOTA DULUTH	01/15/05	91-62	w	0-0-0	0-1-0	6-1-0	6-9-0	0-1-1	DNP	0-1-0						
at North Dakota	01/20/05	72-75	L	DNP	DNP	DNP	0-0-0	0-0-0	DNP	2-3-0						
at Augustana (SD)	01/22/05	93-80	w	DNP	DNP	DNP	9-0-0	0-0-0	DNP	2-1-1						
SOUTH DAKOTA	01/29/05	86-78	w	DNP	DNP	DNP	DNP	DNP	DNP	6-3-1						
at St. Cloud State	02/05/05	76-89	L	DNP	DNP	DNP	0-0-0	DNP	DNP	5-2-0						
at South Dakota	02/11/05	69-70	L	DNP	DNP	DNP	1-1-0	0-1-0	DNP	0-1-1						
at Nebraska-Omaha	02/12/05	58-70	L	DNP	DNP	DNP	12-4-0	0-0-0	DNP	1-2-0						
AUGUSTANA	02/19/05	83-55	w	0-0-0	0-1-1	6-0-0	12-8-0	0-1-0	0-0-0	1-2-0						
NORTH DAKOTA	02/24/05	73-63	w	DNP	DNP	DNP	0-2-0	0-0-0	DNP	2-0-0						
NEBRASKA-OMAHA	02/26/05	88-90	L	DNP	DNP	DNP	2-1-1	DNP	DNP	0-0-0						
NORTH DAKOTA	03/01/05	80-62	w	DNP	3-0-0	DNP	0-0-0	4-5-0	DNP	DNP						
at Nebraska-Omaha	03/04/05	62-52	w	DNP	0-0-0	DNP	DNP	0-4-0	DNP	DNP						
vs South Dakota	03/05/05	72-87	L	DNP	0-2-0	DNP	DNP	0-0-0	DNP	0-0-0						
vs Fort Lewis	03/12/05	86-78	w	DNP	0-1-0	DNP	DNP	4-3-0	DNP	DNP						
at Metropolitan State	03/13/05	64-85	L	DNP	0-0-0	DNP	0-0-0	0-1-1	DNP	0-0-0						



2012-13 MINNESOTA STATE MEN'S BASKETBALL

2005-06 Combined Stats

##	Player	gp-gs	min	Total			3-Point		F-Throw		Rebounds				pf	dq	a	to	blk	stl	pts	avg		
				avg	fg-fga	fg%	3fg-fga	3fg%	ft-fa	ft%	off	def	tot	avg										
XX	XX	1-0	19	19.0	5-10	.500	1-2	.500	0-0	.000	2	1	3	3.0	5	1	5	1	0	0	11	11.0		
02	Terrence Wynder	12-0	62	5.2	4-10	.400	0-0	.000	10-12	.833	1	3	4	0.3	5	0	3	0	0	18	1.5			
03	Jake Morrow	31-1	608	19.6	68-153	.444	21-52	.404	49-64	.766	40	73	113	3.6	51	1	44	33	1	23	206	6.6		
04	Tony Thomason	31-29	949	30.6	113-246	.459	46-120	.383	48-56	.857	37	61	98	3.2	61	1	161	77	1	38	320	10.3		
05	Paris Kyles	31-27	883	28.5	129-279	.462	25-56	.446	71-96	.740	26	98	124	4.0	64	1	93	62	3	49	354	11.4		
21	Mitch Gosson	20-0	164	8.2	11-22	.500	0-1	.000	6-14	.429	9	30	39	2.0	22	0	10	10	4	28	1.4			
23	Luke Anderson	31-30	1010	32.6	230-523	.440	77-207	.372	107-142	.754	40	145	185	6.0	40	0	61	77	10	31	644	20.8		
25	Ben Hailey	12-0	139	11.6	16-41	.390	1-8	.125	9-9	1.000	8	17	25	2.1	18	0	9	7	2	9	42	3.5		
32	Eric Van Cleave	30-3	342	11.4	34-71	.479	8-17	.471	11-12	.917	9	30	39	1.3	19	0	42	25	0	7	87	2.9		
32	Van Cleave, Eric	1-0	6	6.0	0-0	.000	0-0	.000	0-0	.000	0	1	1	1.0	0	0	0	0	0	0	0	0.0		
34	Rueben Trotter	31-24	600	19.4	121-215	.563	0-0	.000	34-45	.756	64	85	149	4.8	47	0	14	35	9	10	276	8.9		
40	Eric Mergen	25-0	287	11.5	11-27	.407	0-0	.000	5-13	.385	23	48	71	2.8	40	0	13	16	18	27	1.1			
50	Chris Whitfield	30-30	620	20.7	61-93	.656	0-0	.000	26-35	.743	76	98	174	5.8	76	0	15	14	74	11	148	4.9		
55	Corey Easley	31-6	511	16.5	87-212	.410	13-45	.289	40-54	.741	35	60	95	3.1	74	2	17	28	19	16	227	7.3		
Team											33	57	90											
Total.....		31	6200	890-1902		.468	192-508		.378	416-552		.754	400	807	1210	39.0	522	6	482	398	145	222	2388	77.0
Opponents.....		31	6200	725-1807		.401	186-528		.352	382-541		.706	374	689	1063	34.3	487	-	361	453	92	166	2020	65.2

TEAM STATISTICS

	MSUMBB	OPP
SCORING	2388	2020
Points per game	77.0	65.2
Scoring margin	+11.9	-
FIELD GOALS-ATT	890-1902	725-1807
Field goal pct	.468	.401
3 POINT FG-ATT	192-508	186-528
3-point FG pct	.378	.352
3-pt FG made per game	6.2	6.0
FREE THROWS-ATT	416-552	382-541
Free throw pct	.754	.706
F-Throws made per game	13.4	12.3
REBOUNDS	1210	1063
Rebounds per game	39.0	34.3
Rebounding margin	+4.7	-
ASSISTS	482	361
Assists per game	15.5	11.6
TURNOVERS	395	453
Turnovers per game	12.7	14.6
Turnover margin	+1.9	-
Assist/turnover ratio	1.2	0.8
STEALS	222	166
Steals per game	7.2	5.4
BLOCKS	145	92
Blocks per game	4.7	3.0
ATTENDANCE	30514	27125
Home games-Avg/Game	16-1907	12-2110
Neutral site-Avg/Game	-	3-600

Score by Periods	1st	2nd	Totals
Minnesota State	1203	1185	2388
Opponents	975	1045	2020

Date	Opponent	Score	Att.
11/15/05	at Winona State	L 72-81	773
! 11/18/05	GLENVILLE STATE	W 97-70	3682
! 11/19/05	WAYNE STATE (NEB.)	W 73-41	3115
# 11/25/05	vs Southwest Minnesota State	W 72-59	675
# 11/26/05	at NSUMEN	L 63-77	3584
11/30/05	at Upper Iowa	W 86-71	233
12/03/05	WINONA STATE	L 68-75	1236
12/06/05	CSPMBB	W 95-78	913
12/08/05	SOUTHWEST MINNESOTA STATE	W 72-57	1080
12/10/05	MINNESOTA, CROOKSTON	W 106-63	1115
12/18/05	at MSU Moorhead	W 67-53	282
12/20/05	DICKINSON STATE	W 96-69	676
^ 12/28/05	vs San Francisco State	W 87-54	292
^ 12/29/05	at California State-Bakersfield	W 82-70	1853
* 01/05/06	MINNESOTA DULUTH	W 76-62	1445
01/07/06	UPPER IOWA	W 92-59	1014
* 01/12/06	at SCSUMBB	W 83-66	2261
* 01/14/06	at Minnesota Duluth	W 63-60	1025
* 01/19/06	NORTH DAKOTA	W 72-64	2641
* 01/21/06	AUGUSTANA	W 73-69	2302
* 01/28/06	at South Dakota	L 63-72	4313
* 02/04/06	SCSUMBB	L 53-67	3038
* 02/09/06	SOUTH DAKOTA	W 69-43	1735
* 02/11/06	NEBRASKA-OMAHA	W 85-57	2753
* 02/18/06	at Augustana	W 71-68	3117
* 02/23/06	at North Dakota	W 80-63	2424
* 02/25/06	at Nebraska-Omaha	L 64-68	1850
@ 03/04/06	MINNESOTA DULUTH	W 77-71	2002
@ 03/05/06	ST. CLOUD STATE	W 78-69	1767
\$ 03/11/06	vs Nebraska-Kearney	W 82-70	834
\$ 03/12/06	at Winona State	L 71-74	3609

* = North Central Conference game
 ! = Pepsi Tip-Off game (Mankato, Minn.)
 # = Super 8/Bob Wachs Classic game (Aberdeen, S.D.)
 ^ = Roadrunner Classic game (Bakersfield, Calif.)
 @ = Wells Fargo Finals game (Mankato, Minn.)

2012-13 MINNESOTA STATE MEN'S BASKETBALL



2005-06 Points • Rebounds • Assists

Opponent	Date	Score	02		03		04		05		21		23		25	
			WYNDER,TER	MORROW,JAK	THOMASON,T	KYLES,PARI	GOSSON,MT	ANDERSON,L	HAILEY,BEN							
at Winona State	11/15/05	72-81	L	DNP	5-3-1	4-2-3	18-5-5	2-0-0	28-16-1	9-3-0						
GLENMILLE STATE	11/18/05	97-70	W	0-0-0	11-5-3	13-2-9	11-4-8	3-0-0	26-9-1	2-3-0						
WAYNE STATE (NEB.)	11/19/05	73-41	W	0-1-0	4-4-0	8-4-6	6-4-2	2-4-1	20-3-1	6-4-1						
vs Southwest Minnesota	11/25/05	72-59	W	0-0-0	2-3-1	8-2-8	11-2-3	2-1-0	28-8-3	4-2-2						
at NSUMEN	11/26/05	63-77	L	DNP	2-6-1	10-2-6	11-5-1	DNP	30-3-1	0-3-0						
at Upper Iowa	11/30/05	86-71	W	0-0-0	5-1-3	17-3-3	8-4-1	0-6-1	27-7-5	2-1-0						
WINONA STATE	12/03/05	68-75	L	DNP	0-1-0	14-3-6	5-1-0	0-0-0	20-5-1	2-3-0						
CSPMBB	12/06/05	95-78	W	DNP	14-1-0	14-4-9	8-4-5	0-0-0	26-6-1	0-0-0						
SOUTHWEST MINNESOTA	12/08/05	72-57	W	1-0-0	3-4-2	4-2-6	10-6-4	0-2-0	21-2-3	2-4-0						
MINNESOTA, CROOKSTO	12/10/05	106-63	W	12-0-0	8-6-4	17-4-8	7-5-3	0-5-0	24-5-4	6-1-1						
at MSU Moorhead	12/18/05	67-53	W	DNP	6-2-0	8-3-5	8-5-2	0-1-0	20-8-0	5-1-2						
DICKINSON STATE	12/20/05	96-69	W	2-0-0	14-7-2	17-4-6	10-4-3	4-7-1	21-8-5	4-0-3						
vs San Francisco State	12/28/05	87-54	W	1-2-1	16-6-2	12-5-2	5-1-3	5-6-1	15-2-3	DNP						
at California State-Bak	12/29/05	82-70	W	DNP	7-4-2	18-3-3	12-5-2	2-2-0	17-7-4	DNP						
MINNESOTA DULUTH	01/05/06	76-62	W	DNP	8-8-1	9-5-7	17-2-6	0-0-0	21-8-3	DNP						
UPPER IOWA	01/07/06	92-59	W	2-1-2	11-6-2	11-6-8	13-1-3	6-2-1	19-2-1	DNP						
at SCSUMBB	01/12/06	83-66	W	0-0-0	5-2-0	20-8-6	11-1-4	2-1-0	24-7-2	DNP						
at Minnesota Duluth	01/14/06	63-60	W	DNP	7-2-2	11-5-6	11-8-2	0-0-0	22-5-2	DNP						
NORTH DAKOTA	01/19/06	72-64	W	DNP	4-4-3	0-3-6	11-2-1	DNP	24-6-1	DNP						
AUGUSTANA	01/21/06	73-69	W	DNP	4-2-0	5-2-7	15-6-1	DNP	28-5-3	DNP						
at South Dakota	01/28/06	63-72	L	DNP	8-1-1	11-4-2	6-3-4	DNP	17-6-3	DNP						
SCSUMBB	02/04/06	53-67	L	DNP	4-7-1	6-0-0	5-6-5	DNP	12-2-2	DNP						
SOUTH DAKOTA	02/09/06	69-43	W	0-0-0	4-3-0	9-2-6	8-1-1	0-0-0	14-6-4	DNP						
NEBRASKA-OMAHA	02/11/06	85-57	W	0-0-0	17-9-6	7-4-6	10-2-6	0-2-0	20-2-2	DNP						
at Augustana	02/18/06	71-68	W	DNP	2-4-0	7-1-2	11-4-3	DNP	16-9-0	DNP						
at North Dakota	02/23/06	80-63	W	DNP	6-5-2	8-3-7	15-3-0	0-0-0	29-8-2	DNP						
at Nebraska-Omaha	02/25/06	64-68	L	DNP	3-1-0	9-2-3	16-6-4	DNP	12-4-1	DNP						
MINNESOTA DULUTH	03/04/06	77-71	W	DNP	9-2-1	14-4-5	12-7-2	DNP	20-3-1	DNP						
ST. CLOUD STATE	03/05/06	78-69	W	DNP	4-1-2	8-3-4	18-8-3	DNP	21-7-0	DNP						
vs Nebraska-Kearney	03/11/06	82-70	W	DNP	5-3-0	14-2-2	22-8-5	DNP	15-10-0	DNP						
at Winona State	03/12/06	71-74	L	DNP	8-0-2	7-1-4	23-1-1	DNP	7-6-1	DNP						

Opponent	Date	Score	32		34		40		50		55	
			VAN CLEAVE	CLEAVE,ERI	TROTTER,RU	MERGEN,ERI	WHITFIELD,	EASLEY,COR				
at Winona State	11/15/05	72-81	L	DNP	0-0-0	0-0-1	0-1-0	2-3-0	4-2-0			
GLENMILLE STATE	11/18/05	97-70	W	DNP	0-0-2	2-2-0	6-7-1	9-6-0	14-6-0			
WAYNE STATE (NEB.)	11/19/05	73-41	W	DNP	6-3-0	7-6-0	4-6-1	4-6-0	6-0-2			
vs Southwest Minnesota	11/25/05	72-59	W	DNP	0-2-1	0-3-0	0-3-0	4-2-0	13-4-0			
at NSUMEN	11/26/05	63-77	L	DNP	0-1-0	2-2-0	0-0-0	4-8-1	4-0-0			
at Upper Iowa	11/30/05	86-71	W	DNP	5-3-4	8-3-0	DNP	2-3-2	12-10-1			
WINONA STATE	12/03/05	68-75	L	DNP	2-4-2	15-8-0	DNP	10-12-1	0-5-0			
CSPMBB	12/06/05	95-78	W	DNP	4-1-1	11-8-0	DNP	10-5-0	8-5-1			
SOUTHWEST MINNESOTA	12/08/05	72-57	W	DNP	10-3-1	10-8-0	DNP	0-2-0	11-4-0			
MINNESOTA, CROOKSTO	12/10/05	106-63	W	DNP	3-1-2	10-3-2	DNP	5-6-1	14-3-1			
at MSU Moorhead	12/18/05	67-53	W	0-1-0	DNP	2-8-0	1-1-0	DNP	6-3-1			
DICKINSON STATE	12/20/05	96-69	W	DNP	4-2-2	10-4-0	0-1-0	2-3-0	8-5-0			
vs San Francisco State	12/28/05	87-54	W	DNP	9-4-3	9-4-0	1-2-1	3-1-1	11-5-1			
at California State-Bak	12/29/05	82-70	W	DNP	7-1-1	10-4-2	DNP	6-5-1	3-2-0			
MINNESOTA DULUTH	01/05/06	76-62	W	DNP	2-0-0	8-3-0	0-4-0	7-5-0	4-2-1			
UPPER IOWA	01/07/06	92-59	W	DNP	9-0-7	2-4-0	3-5-0	4-7-0	12-3-0			
at SCSUMBB	01/12/06	83-66	W	DNP	0-0-0	11-5-2	0-2-0	0-4-1	10-4-0			
at Minnesota Duluth	01/14/06	63-60	W	DNP	2-0-0	7-2-0	0-0-0	0-4-0	3-1-0			
NORTH DAKOTA	01/19/06	72-64	W	DNP	6-2-0	12-10-1	4-3-1	2-6-0	9-3-3			
AUGUSTANA	01/21/06	73-69	W	DNP	0-0-1	3-3-0	0-5-3	6-3-1	12-4-0			
at South Dakota	01/28/06	63-72	L	DNP	2-1-0	8-4-0	0-3-1	6-10-0	5-5-0			
SCSUMBB	02/04/06	53-67	L	DNP	3-2-0	14-9-0	2-3-0	4-9-1	3-0-1			
SOUTH DAKOTA	02/09/06	69-43	W	DNP	2-1-3	4-5-2	1-2-2	9-13-0	18-2-0			
NEBRASKA-OMAHA	02/11/06	85-57	W	DNP	5-2-1	11-7-1	2-4-0	9-10-1	4-0-0			
at Augustana	02/18/06	71-68	W	DNP	0-0-1	8-3-0	0-2-0	13-10-2	14-3-0			
at North Dakota	02/23/06	80-63	W	DNP	0-1-5	18-6-1	0-2-1	0-5-1	4-4-1			
at Nebraska-Omaha	02/25/06	64-68	L	DNP	2-1-0	10-3-0	0-3-0	6-5-0	6-1-1			
MINNESOTA DULUTH	03/04/06	77-71	W	DNP	0-1-4	14-4-1	1-5-2	0-1-0	7-8-1			
ST. CLOUD STATE	03/05/06	78-69	W	DNP	2-0-1	16-5-1	0-3-0	9-10-0	0-1-0			
vs Nebraska-Kearney	03/11/06	82-70	W	DNP	0-0-0	14-3-0	2-3-0	8-5-1	2-0-2			
at Winona State	03/12/06	71-74	L	DNP	2-3-0	20-10-0	0-1-0	4-5-0	0-0-0			



2012-13 MINNESOTA STATE MEN'S BASKETBALL

2006-07 Combined Stats

#	Player	gp-gs	min	Total		3-Point		F-Throw		Rebounds					pts	avg						
				fg-fga	fg%	3fg-fga	3fg%	ft-fa	ft%	off	def	tot	avg	pf			dq	a	to	blk	stl	
23	Luke Anderson	33-33	1105	33.5	210-490	.429	91-242	.376	119-143	.832	46	104	150	4.5	41	0	57	55	3	27	630	19.1
05	Paris Kyles	33-32	973	29.5	171-361	.474	21-64	.328	119-159	.748	42	65	107	3.2	71	1	97	65	16	44	482	14.6
04	Tony Thomason	29-29	950	32.8	124-260	.477	57-130	.438	62-72	.861	40	58	98	3.4	55	0	103	59	3	39	367	12.7
03	Jake Morrow	33-28	888	26.9	123-281	.438	61-148	.412	61-84	.726	48	108	156	4.7	88	1	30	65	5	44	365	11.2
50	Atila Santos	33-26	773	23.4	110-217	.507	0-0	.000	104-137	.759	59	155	214	6.5	85	1	34	77	36	23	324	9.8
21	Mitch Gosson	33-7	574	17.4	65-133	.489	0-0	.000	29-48	.604	51	102	153	4.6	63	0	16	18	24	18	155	4.8
55	Curt Greeley	32-6	472	14.8	32-58	.552	9-19	.474	10-19	.526	34	45	79	2.5	47	0	14	18	9	6	83	2.6
42	Kyle Swanson	13-0	80	6.2	10-23	.435	0-0	.000	9-13	.692	6	17	23	1.8	15	0	2	4	2	0	25	2.2
02	Terrence Wynder	32-1	290	9.1	21-40	.525	0-4	.000	24-30	.800	17	39	56	1.8	19	0	23	21	3	5	66	2.1
10	Jesse Clark	33-3	535	16.2	18-53	.340	7-24	.292	19-28	.679	13	46	59	1.8	41	1	111	20	0	18	62	1.9
32	Doug Plumb	9-0	34	3.8	1-8	.125	0-4	.000	5-8	.625	0	3	3	0.3	5	0	2	9	0	2	7	0.8
Team											45	51	95				4					
Total.....		33	6678		885-1924	.460	246-635	.387	561-741	.757	401	793	1194	36.2	530	4	489	414	101	226	2577	78.1
Opponents.....		33	6678		850-1883	.451	170-498	.341	377-510	.739	314	742	1056	32.0	612	-	445	485	82	200	2247	68.1

TEAM STATISTICS	MSUMB	OPP	Date	Opponent	Score	Att.					
SCORING	2577	2247	!	11/17/06	FELICIAN	w	96-63	3024			
Points per game	78.1	68.1	!	11/18/06	DOMINICA	w	81-44	2611			
Scoring margin	+10.0	-		11/21/06	at Concordia University	L	65-71	764			
FIELD GOALS-ATT	885-1924	850-1883	@	11/24/06	vs Michigan Tech	w	67-48	312			
Field goal pct	.460	.451	@	11/25/06	vs Northern Michigan	w	88-86	446			
3 POINT FG-ATT	246-635	170-498		11/28/06	UPPER IOWA	w	65-47	1023			
3-point FG pct	.387	.341	\$	12/01/06	vs UC-Colorado Springs Men	w	74-71	0			
3-pt FG made per game	7.5	5.2	\$	12/02/06	at Western State Men	w	74-57	257			
FREE THROWS-ATT	561-741	377-510		12/5/06	BETHANY LUTHERAN COL	w	93-77	1636			
Free throw pct	.757	.739		12/08/06	HAMLIN UNIVERSITY	w	76-47	1462			
F-Throws made per game	17.0	11.4		12/09/06	SAINT MARY'S	w	79-57	1040			
REBOUNDS	1194	1056		12/15/06	at Minnesota, Crookston	w	87-63	153			
Rebounds per game	36.2	32.0		12/16/06	at Southwest Minnesota State	w	55-50	1632			
Rebounding margin	+4.2	-		12/29/06	CONCORDIA-MOORHEAD	w	82-54	830			
ASSISTS	489	449		12/30/06	CARLETON	w	72-69	1049			
Assists per game	14.8	13.6	*	1/4/07	MINNESOTA DULUTH	w ₆₂	86-81	1120			
TURNOVERS	414	483	*	01/06/07	at North Dakota	w	92-91	2398			
Turnovers per game	12.5	14.6	*	1/11/07	at St. Cloud State University	w	83-73	2402			
Turnover margin	+2.1	-	*	1/20/07	AUGUSTANA	w	81-76	3244			
Assist/turnover ratio	1.2	0.9	*	1/25/07	NORTH DAKOTA	w	71-65	2537			
STEALS	226	200	*	1/27/07	SOUTH DAKOTA	w ₆₁	91-87	4477			
Steals per game	6.8	6.1	*	2/1/07	at Minnesota Duluth	L	63-75	1012			
BLOCKS	101	82	*	2/3/07	ST. CLOUD STATE UNIVERSITY	w	96-68	3040			
Blocks per game	3.1	2.5	*	02/08/07	at South Dakota	L	75-85	4233			
ATTENDANCE	32202	27773	*	2/10/07	at Nebraska-Omaha	w	62-59	1050			
Home games-Avg/Game	16-2013	12-1954	*	02/15/07	at Augustana	w	68-64	2442			
Neutral site-Avg/Game	-	5-864	*	2/24/07	NEBRASKA-OMAHA	w	80-58	2027			
Score by Periods	1st	2nd	OT	OT2	Totals						
Minnesota State	1240	1308	18	11	2577	+	2/28/07	AUGUSTANA	w	80-63	1653
Opponents	1042	1185	14	6	2247	+	03/03/07	ST. CLOUD STATE UNIVERSITY	w	78-73	1429
						+	03/04/07	at South Dakota	L	86-97	2712
						~	3/10/07	vs Fort Lewis, CO	w	85-71	607
						~	3/11/07	vs Metro State, CO	w	70-68	2954
						~	3/13/07	at Winona State	L	76-89	4399

* = Conference game
 ! = Pepsi Tip-Off hosted by Minnesota State
 @ = American Family Insurance Classic hosted by Minnesota-Duluth
 \$ = Comfort Inn Classic hosted by Western State
 + = North Central Conference Championship Game
 ~ = NCAA North Central Regional Game Hosted by Winona State University

2012-13 MINNESOTA STATE MEN'S BASKETBALL

BRESNAN ARENA



2006-07 Points • Rebounds • Assists

Opponent	Date	Score	02 WYNDER,TER	03 MORROW,JAK	04 THOMASON,T	05 KYLES,PARI	10 CLARK,JESS	21 GOSSON,MIT	23 ANDERSON,L
FELICIAN	11/17/06	96-63 W	9-4-2	3-9-1	12-4-2	114-2	10-4-6	3-4-2	19-8-0
DOMINICA	11/18/06	81-44 W	2-5-1	154-1	9-64	4-2-4	0-0-4	8-3-0	224-3
at Concordia University	11/21/06	65-71 L	2-2-0	3-3-0	4-5-0	5-2-1	5-1-3	4-5-1	228-1
vs Michigan Tech	11/24/06	67-48 W	4-1-1	7-5-1	9-8-2	113-2	0-1-6	6-2-1	154-1
vs Northern Michigan	11/25/06	88-86 W	0-1-0	15-7-2	19-1-5	183-2	0-0-3	8-4-2	19-2-2
UPPER IOWA	11/28/06	65-47 W	0-0-0	10-2-2	20-5-1	9-6-7	0-1-1	2-8-0	10-2-3
vs UC-Colorado Springs	12/01/06	74-71 W	2-4-0	10-3-1	15-7-4	8-2-1	0-3-2	6-5-1	16-3-2
at Western State Men	12/02/06	74-57 W	8-3-0	7-5-1	9-2-0	154-1	0-3-5	8-5-1	15-1-0
BETHANY LUTHERAN COL	12/5/06	93-77 W	4-0-0	18-2-0	16-2-6	122-5	6-1-3	5-9-0	18-3-0
HAMLIN UNIVERSITY	12/08/06	76-47 W	2-5-5	124-1	DNP	118-2	5-4-8	10-11-0	24-5-1
SAINT MARY'S	12/09/06	79-57 W	2-2-2	5-4-2	DNP	152-2	0-3-3	11-9-0	21-5-3
at Minnesota, Crookston	12/15/06	87-63 W	0-3-2	18-3-1	12-1-5	8-3-2	2-2-2	5-9-0	25-3-2
at Southwest Minnesota	12/16/06	55-50 W	0-3-1	104-0	11-2-2	8-2-3	0-3-4	2-4-0	16-6-0
CONCORDIA-MOORHEAD	12/29/06	82-54 W	6-5-0	284-0	DNP	13-1-6	5-4-1	3-6-0	11-3-3
CARLETON	12/30/06	72-69 W	2-1-0	14-7-1	DNP	196-4	2-0-5	14-6-0	19-7-1
MINNESOTA DULUTH	1/4/07	86-81 W	0-3-0	94-0	11-2-11	262-3	0-0-3	0-5-0	26-7-1
at North Dakota	01/06/07	92-91 W	0-0-0	124-2	20-3-2	190-1	0-1-1	3-8-1	18-5-5
at St. Cloud State Univ	1/11/07	83-73 W	0-2-1	11-5-1	16-1-2	184-5	2-1-2	3-2-0	24-5-3
AUGUSTANA	1/20/07	81-76 W	2-0-0	5-9-1	14-1-2	201-1	2-1-6	2-4-0	27-7-0
NORTH DAKOTA	1/25/07	71-65 W	2-0-0	11-6-1	14-6-6	3-8-0	0-0-1	2-1-0	23-5-3
SOUTH DAKOTA	1/27/07	91-87 W	2-0-1	16-7-1	23-2-6	182-7	2-1-2	0-4-1	18-6-1
at Minnesota Duluth	2/1/07	63-75 L	0-0-0	2-7-1	11-2-5	202-3	0-0-1	8-4-0	11-0-2
ST. CLOUD STATE UNIV	2/3/07	96-68 W	1-2-3	94-1	11-2-1	203-5	8-5-3	6-4-2	234-1
at North Dakota	02/08/07	75-85 L	DNP	84-1	12-3-6	6-2-1	6-1-3	3-5-0	28-6-3
at Nebraska-Omaha	2/10/07	62-59 W	3-1-0	84-1	14-8-5	155-7	0-0-1	6-2-0	12-5-3
at Augustana	02/15/07	68-64 W	2-2-1	12-2-1	10-4-2	18-1-1	0-1-4	4-3-0	154-5
NEBRASKA-OMAHA	2/24/07	80-58 W	2-4-1	16-9-0	17-2-5	116-6	0-1-3	6-5-1	22-3-1
AUGUSTANA	2/28/07	80-63 W	0-0-0	12-5-1	3-1-4	266-2	0-3-4	6-0-1	22-7-0
ST. CLOUD STATE UNIV	03/03/07	78-73 W	0-1-1	8-5-1	9-6-1	218-2	4-1-4	2-1-0	19-7-0
at South Dakota	03/04/07	86-97 L	2-0-0	124-1	16-0-3	213-1	0-1-5	7-8-2	17-5-1
vs Fort Lewis, CO	3/10/07	85-71 W	3-0-0	154-1	10-3-2	193-4	0-5-7	6-4-0	28-3-2
vs Metro State, CO	3/11/07	70-68 W	2-1-1	184-0	11-6-7	120-1	3-1-3	0-3-0	7-3-3
at Winona State	3/13/07	76-89 L	2-1-0	9-3-1	9-3-2	22-1-3	0-6-2	0-0-0	184-1

Opponent	Date	Score	32 PLUMB,DOUG	42 SWANSON,KY	50 SANTOS,ATI	55 GREELEY,CU
FELICIAN	11/17/06	96-63 W	5-0-0	4-3-0	15-9-2	5-2-0
DOMINICA	11/18/06	81-44 W	0-0-1	0-1-0	17-94	4-5-1
at Concordia University	11/21/06	65-71 L	0-1-0	DNP	18-10-1	2-2-0
vs Michigan Tech	11/24/06	67-48 W	0-0-0	0-1-0	12-9-1	3-3-0
vs Northern Michigan	11/25/06	88-86 W	DNP	DNP	7-5-1	24-1
UPPER IOWA	11/28/06	65-47 W	DNP	DNP	12-3-1	2-1-0
vs UC-Colorado Springs	12/01/06	74-71 W	DNP	2-0-0	11-5-3	4-3-1
at Western State Men	12/02/06	74-57 W	0-0-0	2-1-1	6-10-1	4-3-0
BETHANY LUTHERAN COL	12/5/06	93-77 W	DNP	44-0	5-2-1	5-3-0
HAMLIN UNIVERSITY	12/08/06	76-47 W	0-2-1	3-4-0	5-5-0	4-3-2
SAINT MARY'S	12/09/06	79-57 W	0-0-0	4-2-1	8-4-0	132-2
at Minnesota, Crookston	12/15/06	87-63 W	0-0-0	4-2-0	13-9-1	0-5-1
at Southwest Minnesota	12/16/06	55-50 W	DNP	DNP	4-3-2	4-5-0
CONCORDIA-MOORHEAD	12/29/06	82-54 W	2-0-0	2-1-0	10-7-3	2-8-1
CARLETON	12/30/06	72-69 W	DNP	2-3-0	0-2-0	0-4-0
MINNESOTA DULUTH	1/4/07	86-81 W	DNP	DNP	14-7-0	0-4-0
at North Dakota	01/06/07	92-91 W	DNP	DNP	18-6-2	2-0-0
at St. Cloud State Univ	1/11/07	83-73 W	DNP	DNP	9-14-0	0-3-0
AUGUSTANA	1/20/07	81-76 W	DNP	DNP	8-3-3	1-3-2
NORTH DAKOTA	1/25/07	71-65 W	DNP	DNP	16-5-1	0-1-0
SOUTH DAKOTA	1/27/07	91-87 W	DNP	DNP	12-11-2	0-0-1
at Minnesota Duluth	2/1/07	63-75 L	DNP	DNP	9-6-1	2-3-0
ST. CLOUD STATE UNIV	2/3/07	96-68 W	DNP	2-1-0	14-7-1	2-2-1
at South Dakota	02/08/07	75-85 L	DNP	DNP	7-7-3	5-0-0
at Nebraska-Omaha	2/10/07	62-59 W	DNP	DNP	4-5-0	0-0-0
at Augustana	02/15/07	68-64 W	DNP	DNP	4-8-0	3-1-0
NEBRASKA-OMAHA	2/24/07	80-58 W	DNP	0-0-0	6-3-0	0-2-0
AUGUSTANA	2/28/07	80-63 W	DNP	DNP	11-3-0	0-0-0
ST. CLOUD STATE UNIV	03/03/07	78-73 W	DNP	DNP	8-4-0	7-2-1
at South Dakota	03/04/07	86-97 L	DNP	DNP	8-2-0	34-0
vs Fort Lewis, CO	3/10/07	85-71 W	DNP	DNP	0-4-0	4-1-0
vs Metro State, CO	3/11/07	70-68 W	DNP	DNP	17-13-0	0-0-0
at Winona State	3/13/07	76-89 L	DNP	DNP	16-14-0	DNP



2012-13 MINNESOTA STATE MEN'S BASKETBALL

2007-08 Combined Stats

##	Player	gp-gs	min	Total		3-Point		F-Throw		Rebounds				pf	dq	a	to	blk	stl	pts	avg	
				avg	fg-fga	fg%	3fg-fga	3fg%	ft-fa	ft%	off	def	tot									avg
50	Atila Santos	29-29	817	28.2	163-321	.508	0-0	.000	141-186	.758	82	226	308	10.6	64	1	53	79	36	25	467	16.1
03	Jake Morrow	29-27	866	29.9	163-371	.439	62-181	.343	76-126	.603	32	96	128	4.4	61	1	51	48	12	48	464	16.0
02	Jadee Jones	29-12	727	25.1	131-261	.502	69-144	.479	45-50	.900	20	71	91	3.1	59	1	57	49	1	18	376	13.0
04	Preston Whitaker	29-27	791	27.3	92-210	.438	15-45	.333	79-102	.775	37	47	84	2.9	65	2	38	38	10	18	278	9.6
21	Mitch Gosson	29-19	661	22.8	115-203	.567	0-0	.000	33-62	.532	49	119	168	5.8	76	1	20	33	39	19	263	9.1
01	Hill, Marcus	29-2	441	15.2	47-113	.416	26-55	.473	39-46	.848	8	19	27	0.9	37	0	68	38	2	12	158	5.5
10	Jesse Clark	29-22	691	23.8	51-106	.481	10-25	.400	47-69	.681	18	51	69	2.4	51	1	125	36	1	21	159	5.5
55	Curt Greeley	29-7	467	16.1	37-71	.521	7-27	.259	12-19	.632	41	58	99	3.4	36	0	28	28	10	18	98	3.2
31	Joe Drapcho	25-0	186	7.4	17-33	.515	3-8	.375	10-13	.769	9	12	21	0.8	26	0	8	9	1	6	47	1.9
42	Kyle Swanson	9-0	41	4.6	4-8	.500	0-0	.000	3-3	1.000	4	5	9	1.0	8	0	0	7	3	0	11	1.2
25	Taylor Morrow	9-0	46	5.1	2-10	.200	0-5	.000	5-6	.833	3	2	5	0.6	2	0	2	2	0	2	9	1.0
44	Landon Benson	16-0	98	6.2	4-18	.222	1-7	.143	0-0	.000	4	17	21	1.3	17	0	2	4	2	0	8	0.6
Team											42	50	92									
Total.....		29	5833		826-1725	.479	193-497	.388	490-682	.718	348	773	1122	38.7	502	7	451	378	117	184	2338	80.5
Opponents.....		29	5850		757-1752	.432	165-517	.319	407-536	.759	299	659	958	33.0	541	17	363	390	87	180	2086	71.9

TEAM STATISTICS	MSUMB	OPP	Date	Opponent	Score	Att.
SCORING	2335	2086	!	11/16/07	TRUMAN STATE	w 66-59 3060
Points per game	80.5	71.9	!	11/17/07	PACE UNIVERSITY	w 81-79 2544
Scoring margin	+8.6	-		11/20/07	CONCORDIA-ST. PAUL	w 89-72 1130
FIELD GOALS-ATT	826-1725	757-1752	\$	11/23/07	vs Northern Michigan	w 67-59 104
Field goal pct	.479	.432	\$	11/24/07	vs Michigan Tech	L 74-76 163
3 POINT FG-ATT	193-497	165-517	%	11/30/07	vs Adams State College	Ld 78-80 341
3-point FG pct	.388	.319	%	12/01/07	at Fort Lewis	w 79-74 1016
3-pt FG made per game	6.7	5.7		12/5/07	BETHANY LUTHERAN COL	w 88-44 1050
FREE THROWS-ATT	490-682	407-536		12/8/07	SAINT MARY'S (MINN.)	w 91-57 721
Free throw pct	.718	.759		12/15/07	at Upper Iowa	w 93-78 200
F-Throws made per game	16.9	14.0		12/20/07	BEMIDJI STATE	w 81-56 1021
REBOUNDS	1122	958		12/28/07	at Winona State	L 75-92 3097
Rebounds per game	38.7	33.0		12/29/07	WINONA STATE	L 62-66 2740
Rebounding margin	+5.7	-		1/4/08	MONMOUTH COLLEGE	w 87-62 611
ASSISTS	451	363	*	1/10/08	at Minnesota Duluth	w 92-72 352
Assists per game	15.6	12.5	*	01/12/08	NORTH DAKOTA	w 71-66 2135
TURNOVERS	375	390	*	01/17/08	ST. CLOUD STATE	w 96-72 2340
Turnovers per game	12.9	13.4		01/22/08	SOUTHWEST MINNESOTA	w 81-72 1127
Turnover margin	+0.5	-	*	01/26/08	at Augustana	w 91-78 3305
Assist/turnover ratio	1.2	0.9	*	01/31/08	at North Dakota	w 75-56 2012
STEALS	184	180	*	02/02/08	at South Dakota	L 61-80 5920
Steals per game	6.3	6.2	*	02/07/08	MINNESOTA DULUTH	w 73-60 1620
BLOCKS	117	87	*	02/09/08	at St. Cloud State	w 87-75 3884
Blocks per game	4.0	3.0	*	02/14/08	SOUTH DAKOTA	w 78-77 2221
ATTENDANCE	29936	23092	*	02/16/08	NEBRASKA-OMAHA	w 94-82 2817
Home games-Avg/Game	16-1871	9-2317	*	02/21/08	AUGUSTANA	w tot 78-74 3142
Neutral site-Avg/Game	-	4-560	*	03/01/08	at Nebraska-Omaha	w 86-83 1064
			^	03/08/08	NEBRASKA-OMAHA	L 74-90 1657
			&	03/15/08	vs Augustana	L 87-95 1634

* = Conference game
 ! = Pepsi Tip-Off (Hosted by Minnesota State)
 \$ = American Family Inn Classic (Hosted by Minnesota Duluth)
 % = Skyhawk Classic (Hosted by Fort Lewis College)
 ^ = North Central Conference Tournament Game (Hosted by Minnesota State)
 & = NCAA North Central Regional Tournament Game (Hosted by Winona State)

2012-13 MINNESOTA STATE MEN'S BASKETBALL



2007-08 Points • Rebounds • Assists

Opponent	Date	Score	2007-08 Points • Rebounds • Assists									
			01 HILL,MARCU	02 JONES,JADE	03 MORROW,JAK	04 WHITAKER,P	10 CLARK,JESS	21 GOSSON,MIT	25 MORROW,TAY			
TRUMAN STATE	11/16/07	66-59 W	0-00	147-2	10-22	8-50	15-02	4-82	0-00			
PACE UNIVERSITY	11/17/07	81-79 W	4-12	253-3	9-64	3-12	2-31	7-91	0-02			
CONCORDIA-ST. PAUL	11/20/07	89-72 W	0-00	268-3	17-32	125-1	2-45	4-81	0-10			
vs Northern Michigan	11/23/07	67-59 W	0-00	183-3	13-41	115-3	5-21	12-60	DNP			
vs Michigan Tech	11/24/07	74-76 L	0-01	5-45	24-12	163-0	6-13	6-41	DNP			
vs Adams State College	11/30/07	78-80 L	3-01	193-0	5-65	7-13	4-07	14-80	DNP			
at Fort Lewis	12/01/07	79-74 W	6-35	152-1	15-52	196-0	1-35	4-30	DNP			
BETHANY LUTHERANCOL	12/5/07	88-44 W	14-38	212-4	10-22	5-31	4-26	10-11-0	2-10			
SAINT MARY'S (MINN.)	12/8/07	91-57 W	11-14	131-1	15-61	8-40	8-36	6-51	2-10			
at Upper Iowa	12/15/07	93-78 W	2-38	182-3	12-12	203-1	4-31	11-61	3-10			
BEMIDJI STATE	12/20/07	81-56 W	10-03	3-22	15-61	8-11	6-12	0-21	2-10			
at Winona State	12/28/07	75-92 L	4-13	5-31	18-80	114-0	6-24	17-10-0	DNP			
WINONA STATE	12/29/07	62-66 L	7-02	2-11	14-23	4-21	0-35	115-0	DNP			
MONMOUTH COLLEGE	1/4/08	87-62 W	12-24	124-2	19-41	5-13	2-04	8-62	DNP			
at Minnesota Duluth	1/10/08	92-72 W	7-28	223-0	32-21	6-41	2-17	134-0	DNP			
NORTH DAKOTA	01/12/08	71-66 W	13-12	114-2	15-51	7-32	5-12	2-00	DNP			
ST. CLOUD STATE	01/17/08	96-72 W	2-27	264-1	11-25	101-3	9-36	185-1	0-00			
SOUTHWEST MINNESOTA	01/22/08	81-72 W	3-21	113-2	23-90	15-11	2-25	9-70	DNP			
at Augustana	01/26/08	91-78 W	9-00	144-4	19-61	12-11	9-24	6-61	DNP			
at North Dakota	01/31/08	75-56 W	5-11	4-32	17-21	104-0	5-46	9-32	0-00			
at South Dakota	02/02/08	61-80 L	3-00	144-0	4-34	173-0	1-14	8-52	DNP			
MINNESOTA DULUTH	02/07/08	73-60 W	3-01	113-2	10-52	2-41	5-56	149-0	DNP			
at St. Cloud State	02/09/08	87-75 W	14-22	4-22	26-20	2-23	4-14	137-1	DNP			
SOUTH DAKOTA	02/14/08	78-77 W	3-00	11-15	12-22	9-61	12-36	8-11	DNP			
NEBRASKA-OMAHA	02/16/08	94-82 W	8-10	112-2	20-42	142-3	12-47	9-60	DNP			
AUGUSTANA	02/21/08	78-74 W	3-10	6-22	25-101	3-35	8-45	9-110	DNP			
at Nebraska-Omaha	03/01/08	86-83 W	0-04	153-1	17-101	9-11	1-35	19-101	DNP			
NEBRASKA-OMAHA	03/08/08	74-90 L	8-12	7-60	19-62	155-0	8-34	2-00	DNP			
vs Augustana	03/15/08	87-95 L	5-00	132-1	18-40	100-1	11-52	103-1	DNP			

Opponent	Date	Score	2007-08 Points • Rebounds • Assists				
			30 DRAPCHO,JO	42 SWANSON,KY	44 BENSON,LAN	50 SANTOS,ATI	55 GREELEY,CU
TRUMAN STATE	11/16/07	66-59 W	DNP	DNP	DNP	155-2	0-31
PACE UNIVERSITY	11/17/07	81-79 W	DNP	DNP	DNP	16-11-2	15-74
CONCORDIA-ST. PAUL	11/20/07	89-72 W	0-00	0-10	0-10	213-1	7-42
vs Northern Michigan	11/23/07	67-59 W	DNP	0-00	DNP	6-70	2-106
vs Michigan Tech	11/24/07	74-76 L	DNP	DNP	0-10	178-2	0-30
vs Adams State College	11/30/07	78-80 L	2-20	DNP	DNP	16-10-1	8-91
at Fort Lewis	12/01/07	79-74 W	2-10	DNP	DNP	17-10-2	0-00
BETHANY LUTHERANCOL	12/5/07	88-44 W	10-02	4-50	0-40	4-11-1	4-40
SAINT MARY'S (MINN.)	12/8/07	91-57 W	0-32	2-00	2-10	19-11-1	5-30
at Upper Iowa	12/15/07	93-78 W	4-30	0-00	0-00	128-2	7-61
BEMIDJI STATE	12/20/07	81-56 W	10-30	0-00	0-31	22-12-1	5-41
at Winona State	12/28/07	75-92 L	0-00	DNP	0-31	14-13-1	0-21
WINONA STATE	12/29/07	62-66 L	3-00	DNP	DNP	14-14-1	7-10
MONMOUTH COLLEGE	1/4/08	87-62 W	6-20	5-20	2-50	7-60	9-63
at Minnesota Duluth	1/10/08	92-72 W	2-20	0-10	2-20	6-51	0-20
NORTH DAKOTA	01/12/08	71-66 W	0-00	DNP	DNP	187-6	0-20
ST. CLOUD STATE	01/17/08	96-72 W	3-00	DNP	0-00	16-14-1	1-20
SOUTHWEST MINNESOTA	01/22/08	81-72 W	0-00	DNP	DNP	186-2	0-00
at Augustana	01/26/08	91-78 W	0-00	DNP	0-10	19-15-3	3-11
at North Dakota	01/31/08	75-56 W	0-20	0-00	0-00	25-10-2	0-31
at South Dakota	02/02/08	61-80 L	0-00	DNP	DNP	14-18-2	0-40
MINNESOTA DULUTH	02/07/08	73-60 W	0-00	DNP	0-00	26-21-2	2-20
at St. Cloud State	02/09/08	87-75 W	0-20	DNP	0-00	20-13-0	4-11
SOUTH DAKOTA	02/14/08	78-77 W	0-01	DNP	DNP	17-12-3	6-30
NEBRASKA-OMAHA	02/16/08	94-82 W	0-00	DNP	DNP	16-10-4	4-80
AUGUSTANA	02/21/08	78-74 W	0-01	DNP	0-00	22-11-1	2-20
at Nebraska-Omaha	03/01/08	86-83 W	2-01	DNP	DNP	238-1	0-20
NEBRASKA-OMAHA	03/08/08	74-90 L	3-11	DNP	3-00	9-17-4	0-31
vs Augustana	03/15/08	87-95 L	0-00	DNP	DNP	18-12-4	2-21



2012-13 MINNESOTA STATE MEN'S BASKETBALL

2008-09 Combined Stats

#	Player	Total		3-Point		F-Throw		Rebounds				a			to blk stl			pts	avg				
		gp-gs	min	avg	fg-fga	fg%	3fg-fga	3fg%	ft-fa	ft%	off	def	tot	avg	pf	dq	a			to	blk	stl	
03	Morrow, Jake	35-31	889	25.4	194-440	.441	76-202	.376	97-124	.782	42	90	132	3.8	70	1	45	67	8	60	561	16.0	
50	Nelson, Travis	35-34	801	22.9	188-336	.560	0-0	.000	112-134	.836	63	133	196	5.6	85	2	33	41	63	13	48	13.9	
21	Gosson, Mitch	35-35	902	25.8	155-278	.558	0-0	.000	79-141	.560	88	183	271	7.7	78	1	47	60	34	23	389	11.1	
10	Clark, Jesse	35-35	915	26.1	100-194	.515	11-29	.379	101-125	.808	18	55	73	2.1	60	0	17	4	1	42	312	8.9	
02	Jones, Jadee	35-24	757	21.6	101-210	.481	53-114	.465	54-60	.900	16	65	81	2.3	60	1	59	32	6	22	309	8.8	
01	Hill, Marcus	33-4	625	18.9	89-206	.432	29-76	.382	77-85	.906	11	35	46	1.4	66	0	9	5	1	23	284	8.6	
23	Boyce, Harry	23-1	357	15.5	49-112	.438	0-0	.000	31-42	.738	24	41	65	2.8	30	0	12	18	4	8	129	5.6	
30	Drapcho, Joe	35-11	547	15.6	45-102	.441	11-27	.407	20-34	.588	25	45	70	2.2	75	1	25	21	4	32	121	3.5	
44	Benson, Landon	32-0	305	9.5	42-107	.393	4-25	.160	26-35	.743	19	40	59	1.8	48	1	13	10	17	5	114	3.6	
55	Greeley, Curt	35-0	420	12.0	27-61	.443	6-17	.353	14-22	.636	37	75	112	3.2	42	0	15	2	10	6	74	2.1	
05	Kirschbaum, Stephen	18-0	178	9.9	15-38	.395	8-17	.471	11-12	.917	9	25	34	1.9	17	0	13	4	0	7	49	2.7	
40	Grundman, Mitch	11-0	61	5.5	16-25	.640	0-0	.000	16-19	.842	8	8	16	1.5	10	0	1	3	1	2	4	4.4	
25	Morrow, Taylor	15-0	128	8.5	16-30	.533	4-11	.364	9-10	.900	12	3	15	1.0	5	0	8	8	1	6	45	3.0	
34	Bisenius, Mike	14-0	116	8.3	12-23	.522	0-0	.000	7-12	.583	9	25	34	2.4	15	0	5	5	1	4	31	2.2	
42	Swanson, Kyle	4-0	24	6.0	5-10	.500	0-0	.000	2-2	1.000	2	6	8	2.0	3	0	0	1	0	2	12	3.0	
Team											57	71	125										
Total.....		35	7025		1054-2172	.485	202-518	.390	656-857	.765	444	904	1348	38.5	664	7	560	399	151	255	2966	84.7	
Opponents.....		35	7024		900-2063	.436	209-596	.351	511-720	.710	367	794	1161	33.2	687	12	413	495	91	190	2520	72.0	

TEAM STATISTICS

	MSU	OPP
SCORING	2966	2520
Points per game	84.7	72.0
Scoring margin	+12.7	-
FIELD GOALS-ATT	1054-2172	900-2063
Field goal pct	.485	.436
3 POINT FG-ATT	202-518	209-596
3-point FG pct	.390	.351
3-pt FG made per game	5.8	6.0
FREE THROWS-ATT	656-857	511-720
Free throw pct	.765	.710
F-Throws made per game	18.7	14.6
REBOUNDS	1348	1161
Rebounds per game	38.5	33.2
Rebounding margin	+5.3	-
ASSISTS	560	413
Assists per game	16.0	11.8
TURNOVERS	399	498
Turnovers per game	11.4	14.2
Turnover margin	+2.8	-
Assist/turnover ratio	1.4	0.8
STEALS	255	190
Steals per game	7.3	5.4
BLOCKS	151	91
Blocks per game	4.3	2.6
ATTENDANCE	33663	23411
Home games-Avg/Game	18-1870	11-1940
Neutral site-Avg/Game	-	6-345

Score by Periods

	1st	2nd	OT	Totals
Minnesota State	1421	1534	11	2966
Opponents	1181	1331	8	2520

Date	Opponent	Score	Att.
! 11/07/08	vs Bentley Univ.	L 84-91	206
! 11/08/08	vs Southern Indiana	W 68-60	289
! 11/09/08	vs St. Martin's Univ.	W 88-79	175
11/15/08	MONMOUTH COLLEGE	W 102-50	1214
^ 11/21/08	POST UNIVERSITY	W 109-80	2451
^ 11/22/08	CHOWAN	W 73-66	2713
11/25/08	WILLIAM PENN	W 91-83	1130
11/29/08	BETHANY LUTHERAN	W 84-45	723
* 12/6/08	at Southwest Minnesota State	W 93-84	2912
* 12/12/08	at University of Mary	W 83-61	1149
* 12/13/08	at Northern St.	L 69-79	4313
12/18/08	MACMURRAY	W 107-73	577
12/19/08	CROWN COLLEGE	W 111-43	534
* 01/02/09	MINNESOTA, CROOKSTON	W 80-58	1356
* 01/03/09	MSU MOORHEAD	W 85-63	1047
* 01/08/09	UPPER IOWA	W 78-66	1230
* 01/09/09	WINONA STATE	L 85-100	3586
* 01/16/09	at Concordia University	W 76-71	620
* 01/17/09	at St. Cloud State	L 78-84	3478
* 01/23/09	WAYNE STATE	W 87-71	1435
* 01/24/09	AUGUSTANA	W 86-63	4072
* 01/30/09	at Bemidji State University	W 84-66	954
* 01/31/09	at Minnesota Duluth	L 65-73	1042
* 2/6/09	at Minnesota, Crookston	W 77-67	155
* 2/7/09	at MSU Moorhead	W 79-64	519
* 02/13/09	CONCORDIA UNIVERSITY	W 80-74	1440
* 02/14/09	ST. CLOUD STATE	W 75-67	3765
* 02/21/09	SOUTHWEST MINNESOTA STATE	L 61-75	3178
* 02/25/09	at Augustana	L 101-113	2867
* 02/28/09	UNIVERSITY OF MARY	W 93-63	2084
& 03/04/09	MINNESOTA DULUTH	W 101-74	1128
& 03/07/09	vs Northern St.	Wot 88-85	527
& 03/08/09	vs St. Cloud State	L 89-91	0
R 3/14/09	vs Ft. Lewis	W 87-61	872
R 3/15/09	at Southwest Minnesota State	L 69-77	3333

! = Disney East Coast Division II Classic ^ = Pepsi Tip-Off

* = NSIC Game & = NSIC Tournament Game R = NCAA Regional Game

2012-13 MINNESOTA STATE MEN'S BASKETBALL



2008-09 Points • Rebounds • Assists

Opponent	Date	Score	U1		U2		U3		U4		U5	
			HILL,MARCU	JONES,JADE	MORROW,JAK	KIRSCHBAUM	CLARK,JESS	GOSSON,MIT	BOYCE,HARR			
vs Bentley Univ.	11/07/08	84-91 L	12-1-2	3-6-5	13-6-2	DNP	12-2-6	11-4-2	DNP			
vs Southern Indiana	11/08/08	68-60 W	2-0-2	15-5-3	18-7-3	DNP	5-0-4	10-8-1	DNP			
vs St. Martin's Univ.	11/09/08	88-79 W	11-0-1	10-5-2	22-3-1	DNP	7-4-7	11-12-3	DNP			
MONMOUTH COLLEGE	11/15/08	102-50 W	11-2-3	4-0-0	23-4-0	9-7-2	6-2-5	11-6-0	DNP			
POST UNIVERSITY	11/21/08	109-80 W	12-1-8	0-3-0	17-6-4	0-1-0	10-3-9	22-10-3	DNP			
CHOWAN	11/22/08	73-66 W	5-2-4	18-3-3	15-2-4	DNP	5-0-6	6-10-0	DNP			
WILLIAM PENN	11/25/08	91-83 W	14-0-3	8-5-2	19-1-0	0-1-0	12-3-6	13-5-2	DNP			
BETHANY LUTHERAN	11/29/08	84-45 W	7-0-6	8-3-3	8-2-0	8-4-1	3-2-7	11-2-2	DNP			
at Southwest Minnesota	12/6/08	93-84 W	17-5-1	2-0-3	22-6-2	0-1-0	6-0-7	22-9-1	DNP			
at University of Mary	12/12/08	83-61 W	8-2-2	9-2-1	8-3-0	0-2-0	18-4-3	16-8-2	DNP			
at NorthernSt.	12/13/08	69-79 L	16-0-0	11-2-0	8-0-0	0-2-1	9-3-3	10-4-3	0-1-0			
MACMURRAY	12/18/08	107-73 W	7-3-11	13-3-2	25-3-1	12-4-0	12-1-8	9-6-0	DNP			
CROWN COLLEGE	12/19/08	111-43 W	6-0-7	15-2-2	14-2-1	8-4-3	3-0-5	6-4-0	DNP			
MINNESOTA, CROCKSTO	01/02/09	80-58 W	11-5-3	9-5-2	9-2-2	9-3-2	4-2-3	12-2-1	3-1-1			
MSU MOORHEAD	01/03/09	85-63 W	8-0-4	7-2-2	29-8-1	3-2-1	2-3-8	12-3-2	6-0-0			
UPPER IOWA	01/08/09	78-66 W	8-0-4	3-1-1	24-3-1	0-1-1	10-3-3	15-8-2	5-1-1			
WINONA STATE	01/09/09	85-100 L	13-0-5	5-1-0	16-6-3	0-0-0	7-4-8	14-8-2	0-0-0			
at Concordia University	01/16/09	76-71 W	6-0-1	21-2-6	6-3-2	0-0-0	2-1-4	11-7-1	9-8-1			
at St. Cloud State	01/17/09	78-84 L	4-0-1	7-2-0	9-4-5	0-1-0	9-4-5	4-5-0	5-2-1			
WAYNE STATE	01/23/09	87-71 W	DNP	7-1-0	18-2-1	DNP	13-3-9	13-5-1	8-3-0			
AUGUSTANA	01/24/09	86-63 W	7-0-1	8-1-0	3-4-1	DNP	17-3-2	15-12-5	4-1-3			
at Bemidji State Univer	01/30/09	84-66 W	5-1-3	4-3-2	22-4-0	DNP	8-4-2	9-6-4	7-5-0			
at Minnesota Duluth	01/31/09	65-73 L	2-1-0	7-1-0	10-3-0	DNP	15-2-1	12-8-0	7-4-0			
at Minnesota, Crockston	2/6/09	77-67 W	DNP	9-4-1	9-2-3	DNP	10-0-8	11-10-1	0-0-0			
at MSU Moorhead	2/7/09	79-64 W	2-1-0	4-0-1	26-4-2	0-1-2	14-0-2	4-12-0	9-5-0			
CONCORDIA UNIVERSITY	02/13/09	80-74 W	2-1-4	4-1-2	21-10-1	DNP	7-4-7	15-13-0	2-2-2			
ST. CLOUD STATE	02/14/09	75-67 W	2-2-2	4-0-1	9-4-2	DNP	15-3-2	11-9-2	10-4-2			
SOUTHWEST MINNESOTA	02/21/09	61-75 L	4-2-0	7-4-1	11-3-0	DNP	6-3-6	8-7-2	6-5-0			
at Augustana	02/25/09	101-113 L	22-1-3	9-3-1	16-2-1	DNP	26-3-1	7-7-1	4-3-1			
UNIVERSITY OF MARY	02/28/09	93-63 W	12-2-5	11-1-0	13-10-0	DNP	4-0-4	7-11-2	9-7-0			
MINNESOTA DULUTH	03/04/09	101-74 W	20-2-1	16-3-2	23-1-0	0-0-0	12-0-6	14-10-2	2-3-0			
vs NorthernSt.	03/07/09	88-85 W	4-0-0	15-4-2	20-3-1	DNP	5-5-9	8-12-0	11-1-0			
vs St. Cloud State	03/08/09	89-91 L	13-6-4	11-1-3	17-4-0	DNP	4-0-1	16-13-0	12-4-0			
vs Ft. Lewis	3/14/09	87-61 W	7-3-6	19-1-2	21-1-1	0-0-0	4-2-8	8-10-0	6-3-0			
at Southwest Minnesota	3/15/09	69-77 L	4-3-1	6-1-4	17-4-0	DNP	10-0-3	5-5-0	4-2-0			

Opponent	Date	Score	25		30		34		40		42		44		50	
			MORROW,TAY	DRAPCHO,JO	BISENIUS,M	GRUNDMAN,M	SWANSON,KY	BENSON,LAN	NELSON,TRA							
vs Bentley Univ.	11/07/08	84-91 L	0-0-0	4-0-1	DNP	DNP	DNP	DNP	DNP	2-0-0					27-6-3	
vs Southern Indiana	11/08/08	68-60 W	DNP	0-1-0	DNP	DNP	DNP	DNP	DNP	6-2-0					8-4-0	
vs St. Martin's Univ.	11/09/08	88-79 W	2-1-0	3-0-1	DNP	DNP	DNP	DNP	DNP	2-1-0					15-6-1	
MONMOUTH COLLEGE	11/15/08	102-50 W	2-4-1	5-3-3	0-4-0	11-3-0	4-2-0	9-1-1	4-5-0							
POST UNIVERSITY	11/21/08	109-80 W	DNP	8-2-1	DNP	4-1-0	DNP	7-2-0	20-3-2							
CHOWAN	11/22/08	73-66 W	DNP	2-0-0	DNP	DNP	DNP	4-3-0	16-5-0							
WILLIAM PENN	11/25/08	91-83 W	DNP	2-3-3	DNP	4-3-0	DNP	4-0-0	12-9-1							
BETHANY LUTHERAN	11/29/08	84-45 W	0-0-0	6-4-1	3-2-0	7-2-0	4-0-0	11-5-0	8-3-0							
at Southwest Minnesota	12/6/08	93-84 W	DNP	0-0-2	DNP	2-1-0	DNP	6-0-0	16-3-1							
at University of Mary	12/12/08	83-61 W	DNP	5-5-1	0-1-0	2-0-0	DNP	3-0-2	9-3-1							
at NorthernSt.	12/13/08	69-79 L	DNP	3-4-0	0-2-0	DNP	DNP	3-4-0	9-3-1							
MACMURRAY	12/18/08	107-73 W	7-0-0	0-0-1	5-2-0	2-3-0	0-2-0	6-2-2	4-2-0							
CROWN COLLEGE	12/19/08	111-43 W	11-1-3	5-1-0	13-11-4	10-3-1	4-4-0	4-0-4	8-6-2							
MINNESOTA, CROCKSTO	01/02/09	80-58 W	1-0-1	0-0-0	0-4-0	6-0-0	DNP	4-4-0	12-8-0							
MSU MOORHEAD	01/03/09	85-63 W	DNP	2-5-2	DNP	DNP	DNP	2-2-0	10-4-1							
UPPER IOWA	01/08/09	78-66 W	DNP	6-3-1	DNP	DNP	DNP	DNP	5-8-3							
WINONA STATE	01/09/09	85-100 L	DNP	0-0-0	DNP	DNP	DNP	0-0-0	23-5-0							
at Concordia University	01/16/09	76-71 W	DNP	1-4-1	DNP	DNP	DNP	0-1-0	20-10-4							
at St. Cloud State	01/17/09	78-84 L	DNP	2-3-0	DNP	DNP	DNP	4-2-0	28-9-0							
WAYNE STATE	01/23/09	87-71 W	0-0-0	6-5-0	DNP	0-0-0	DNP	0-0-0	20-8-1							
AUGUSTANA	01/24/09	86-63 W	DNP	7-2-3	0-0-0	DNP	DNP	7-4-3	16-2-0							
at Bemidji State Univer	01/30/09	84-66 W	DNP	4-4-1	DNP	DNP	DNP	2-8-0	21-9-1							
at Minnesota Duluth	01/31/09	65-73 L	DNP	0-2-0	DNP	DNP	DNP	0-3-0	12-5-0							
at Minnesota, Crockston	2/6/09	77-67 W	0-2-0	9-5-1	DNP	DNP	DNP	11-2-0	16-6-0							
at MSU Moorhead	2/7/09	79-64 W	0-1-1	4-3-1	DNP	DNP	DNP	DNP	16-11-0							
CONCORDIA UNIVERSITY	02/13/09	80-74 W	DNP	5-1-1	DNP	DNP	DNP	2-2-0	22-9-2							
ST. CLOUD STATE	02/14/09	75-67 W	DNP	4-4-0	DNP	DNP	DNP	0-0-0	20-3-0							
SOUTHWEST MINNESOTA	02/21/09	61-75 L	DNP	0-0-0	DNP	DNP	DNP	0-2-0	17-12-1							
at Augustana	02/25/09	101-113 L	DNP	9-4-2	DNP	DNP	DNP	2-1-0	6-0-0							
UNIVERSITY OF MARY	02/28/09	93-63 W	14-2-0	2-2-2	6-5-0	DNP	DNP	DNP	15-4-2							
MINNESOTA DULUTH	03/04/09	101-74 W	6-2-1	2-0-0	0-1-0	DNP	DNP	2-2-0	4-2-1							
vs NorthernSt.	03/07/09	88-85 W	2-1-1	0-1-0	0-0-1	DNP	DNP	1-0-0	22-8-2							
vs St. Cloud State	03/08/09	89-91 L	0-0-0	5-3-0	0-0-0	DNP	DNP	0-0-0	11-4-0							
vs Ft. Lewis	3/14/09	87-61 W	0-1-0	8-1-0	2-2-0	0-0-0	DNP	1-4-1	8-8-2							
at Southwest Minnesota	3/15/09	69-77 L	DNP	2-3-0	2-0-0	DNP	DNP	9-2-0	8-3-1							



2012-13 MINNESOTA STATE MEN'S BASKETBALL

2009-10 Combined Stats

#	Player	gp-gs	min	avg	Total		3-Point		F-Throw		Rebounds				a	to	blk	stl	pts	avg		
					fg-fga	fg%	3fg-fga	3fg%	ft-fa	ft%	off	def	tot	avg							pf	cl
50	Nelson, Travis	30-29	679	22.6	190-333	.571	0-0	.000	103-131	.786	48	127	175	5.8	75	2	16	37	42	9	483	16.1
04	Mason, Jefferson	30-20	766	25.5	165-267	.618	9-28	.321	138-209	.660	77	167	244	8.1	65	2	60	50	28	50	477	15.9
21	Davis, Jermain	30-30	703	23.4	132-282	.468	39-112	.348	69-93	.742	19	77	96	3.2	51	0	80	53	9	34	372	12.4
01	Hill, Marcus	30-0	590	19.7	102-225	.453	44-96	.458	85-96	.885	9	25	34	1.1	55	0	71	47	0	10	330	11.1
10	Clark, Jesse	30-30	670	22.3	75-142	.528	13-31	.419	44-63	.698	7	36	43	1.4	49	1	120	34	0	33	207	6.9
03	Hodges, Cameron	21-5	412	19.6	44-104	.423	10-29	.345	39-61	.639	20	50	82	3.9	36	0	20	20	5	14	137	6.5
30	Drapcho, Joe	30-25	619	20.6	67-170	.394	16-59	.271	35-44	.795	29	46	75	2.5	48	0	44	28	2	36	185	6.2
25	Morrow, Taylor	30-0	527	17.6	58-117	.496	8-36	.222	28-40	.700	30	30	60	2.0	31	0	30	10	7	30	150	5.1
55	Greeley, Curt	30-10	452	15.1	30-64	.469	3-11	.273	18-21	.857	40	73	113	3.8	24	0	26	13	11	10	81	2.7
05	Kirschbaum, Stephen	29-0	280	9.7	23-58	.397	13-34	.382	17-22	.773	10	24	40	1.4	31	0	10	2	0	10	70	2.6
34	Bisenius, Mike	11-0	69	6.3	12-21	.571	0-0	.000	3-4	.750	10	7	17	1.5	7	0	1	3	3	2	27	2.5
40	Grundman, Mitch	25-1	160	6.4	14-35	.400	0-0	.000	20-28	.714	10	22	40	1.6	15	0	2	7	6	1	40	1.9
32	Weldon, Alex	9-0	30	3.3	5-16	.313	1-10	.100	0-0	.000	2	4	6	0.7	4	0	5	3	0	3	11	1.2
44	Benson, Landon	7-0	27	3.9	4-16	.250	0-1	.000	0-0	.000	2	4	6	0.9	2	0	1	2	1	0	0	1.1
Team											41	63	104				2					
Total.....		30	6000		921-1850	.498	156-447	.349	599-812	.738	371	770	1144	38.1	490	5	497	331	114	266	2597	86.6
Opponents.....		30	6000		770-1777	.433	182-511	.356	366-498	.735	327	683	1010	33.7	632	21	374	495	98	171	2088	69.6

TEAM STATISTICS

	MSU	OPP
SCORING	2597	2088
Points per game	86.6	69.6
Scoring margin	+17.0	-
FIELD GOALS-ATT	921-1850	770-1777
Field goal pct	.498	.433
3 POINT FG-ATT	156-447	182-511
3-pt FG pct	.349	.356
3-pt FG made per game	5.2	6.1
FREE THROWS-ATT	599-812	366-498
Free throw pct	.738	.735
F-Throws made per game	20.0	12.2
REBOUNDS	1144	1010
Rebounds per game	38.1	33.7
Rebounding margin	+4.5	-
ASSISTS	497	374
Assists per game	16.6	12.5
TURNOVERS	331	495
Turnovers per game	11.0	16.5
Turnover margin	+5.5	-
Assist/turnover ratio	1.5	0.8
STEALS	266	171
Steals per game	8.9	5.7
BLOCKS	114	98
Blocks per game	3.8	3.3
ATTENDANCE	32597	17782
Home games-Avg/Game	18-1811	10-1605
Neutral site-Avg/Game	-	2-867

Score by Periods	1st	2nd	Totals
Minnesota State	1193	1404	2597
Opponents	962	1126	2088

Date	Opponent	Score	Att.
11/15/09	MONMOUTH (ILL.)	w 90-57	732
! 11/20/09	MARYVILLE	w 105-73	1550
! 11/21/09	NEBRASKA-KEARNEY	w 108-68	2072
@ 11/28/09	vs Northern State	w 78-58	1117
@ 11/29/09	vs Winona State	w 81-74	617
12/1/09	BETHANY LUTHERAN	w 110-65	1123
* 12/5/09	SOUTHWEST MINNESOTA	w 82-64	1403
* 12/11/09	UNIVERSITY OF MARY	w 86-71	1134
* 12/12/09	NORTHERNSTATE	w 91-75	1124
12/18/09	CARDINAL STRITCH	w 86-81	750
* 01/02/10	at Minnesota, Crookston	w 83-62	144
* 01/03/10	at MSU Moorhead	w 105-68	217
* 1/8/10	at UIU	w 79-55	419
* 01/09/10	at Winona State	w 76-71	2488
* 01/15/10	CONCORDIA UNIVERSITY	w 84-63	1646
* 1/16/10	ST. CLOUDSTATE	w 88-76	3148
* 1/22/10	at Wayne State (Neb.)	w 68-52	817
* 01/23/10	at Augustana (SD)	L 76-83	2963
* 1/29/10	BEMIDJI STATE	w 108-66	1830
* 1/30/10	MINNESOTA DULUTH	w 79-65	3921
* 2/5/10	MINNESOTA, CROOKSTON	w 105-55	1402
* 2/6/10	MSU MOORHEAD	w 92-73	1548
* 02/12/10	at Concordia University	w 93-79	1119
* 02/13/10	at St. Cloud State	L 84-92	4435
* 2/20/10	at Southwest Minnesota	w 81-64	1895
* 2/24/10	AUGUSTANA (SD)	L 71-72	4012
* 02/27/10	at University of Mary	w 75-63	1551
^ 03/03/10	SOUTHWEST MINNESOTA	L 78-80	1291
\$ 03/13/10	COLORADO SCHOOL OF M	w 84-80	1925
\$ 03/14/10	ST. CLOUDSTATE	L 71-83	1986

! = Pepsi Tip-Off
 @ = NSIC Holiday HoopsFest
 * = Conference game
 ^ = NSIC/Sanford Health Tournament Game
 \$ = NCAA Central Regional Tournament

2012-13 MINNESOTA STATE MEN'S BASKETBALL



2009-10 Points • Rebounds • Assists

Opponent	Date	Score	01		03		04		05		10		21		25	
			HILL, MARCU	HODGES, CAM	MASON, JEFF	KIRSCHBAUM	CLARK, JESS	DAVIS, JERM	MORROW, TAY							
MONMOUTH (ILL.)	11/15/09	90-57	w	10-28	5-5-0	17-12-0	7-2-0	4-3-3	11-3-5	4-6-1						
MARYVILLE	11/20/09	105-73	w	14-2-1	5-8-1	18-10-0	6-5-0	6-2-6	19-3-5	4-2-1						
NEBRASKA-KEARNEY	11/21/09	108-68	w	15-0-0	9-5-5	14-6-2	12-3-0	2-1-4	16-1-3	4-4-1						
vs Northern State	11/28/09	78-58	w	6-1-4	6-1-2	11-8-0	3-1-0	2-3-5	14-4-2	5-4-1						
vs Winona State	11/29/09	81-74	w	6-1-0	6-3-0	18-13-5	0-0-0	4-0-2	17-5-0	2-0-0						
BETHANY LUTHERAN	12/1/09	110-65	w	19-2-2	DNP	19-5-0	5-2-5	3-1-5	10-4-4	9-2-2						
SOUTHWEST MINNESOTA	12/5/09	82-64	w	7-1-6	DNP	17-5-1	0-0-0	19-3-2	12-2-3	4-3-0						
UNIVERSITY OF MARY	12/11/09	86-71	w	22-1-6	DNP	14-11-2	2-2-0	2-2-2	14-3-1	2-3-2						
NORTHERNSTATE	12/12/09	91-75	w	9-0-1	DNP	17-12-1	3-1-0	10-0-6	9-2-3	7-4-1						
CARDINAL STRITCH	12/18/09	86-81	w	16-2-3	DNP	15-15-1	0-0-0	6-1-6	7-2-3	11-2-0						
at Minnesota, Crockston	01/02/10	83-62	w	11-2-2	6-3-2	16-6-1	0-1-0	4-2-4	16-1-1	0-1-2						
at MSU Moorhead	01/03/10	105-68	w	11-1-2	8-1-1	14-4-2	2-1-0	9-1-3	18-0-7	8-4-1						
at UIU	1/8/10	79-55	w	8-0-2	8-3-0	14-9-2	3-1-0	5-1-1	10-5-1	4-3-1						
at Winona State	01/09/10	76-71	w	1-0-5	6-9-1	9-2-0	3-3-0	14-1-7	9-2-4	4-2-2						
CONCORDIA UNIVERSITY	01/15/10	84-63	w	16-2-3	DNP	18-9-2	0-0-0	13-2-3	7-1-2	5-1-0						
ST. CLOUDSTATE	1/16/10	88-76	w	22-1-1	DNP	18-7-3	0-2-2	5-2-4	14-2-3	7-1-2						
at Wayne State (Neb.)	1/22/10	68-52	w	11-2-2	DNP	9-7-3	2-1-0	7-2-4	8-6-3	4-0-0						
at Augustana (SD)	01/23/10	76-83	L	14-0-0	DNP	13-10-3	0-1-0	4-1-6	11-4-0	0-1-1						
BEMIDJI STATE	1/29/10	108-66	w	14-0-6	5-1-1	14-4-1	3-1-3	11-1-5	14-6-4	5-1-4						
MINNESOTA DULUTH	1/30/10	79-65	w	11-1-0	4-5-1	18-13-4	0-1-2	12-0-6	5-3-2	4-4-1						
MINNESOTA, CROOKSTO	2/5/10	105-55	w	11-2-7	13-3-1	16-4-4	10-2-1	4-2-5	10-3-3	10-2-3						
MSU MOORHEAD	2/6/10	92-73	w	6-0-2	12-9-1	18-3-4	0-1-0	14-0-6	12-3-3	4-0-0						
at Concordia University	02/12/10	93-79	w	19-3-1	0-2-0	20-12-2	2-1-0	2-3-2	22-2-3	6-0-0						
at St. Cloud State	02/13/10	84-92	L	2-1-0	13-5-0	28-13-2	0-1-0	1-2-0	11-4-0	3-0-1						
at Southwest Minnesota	2/20/10	81-64	w	11-1-2	5-2-0	16-5-4	0-3-1	7-2-1	11-3-4	15-4-0						
AUGUSTANA (SD)	2/24/10	71-72	L	13-4-1	0-4-2	16-8-1	6-1-1	2-2-5	10-0-1	3-4-1						
at University of Mary	02/27/10	75-63	w	8-0-1	4-7-1	17-13-5	5-2-0	4-0-3	12-3-4	7-3-0						
SOUTHWEST MINNESOTA	03/03/10	78-80	L	2-0-2	17-1-3	12-1-6	2-0-0	5-1-4	12-2-2	6-3-2						
COLORADO SCHOOL OF	03/13/10	84-80	w	17-2-1	4-4-1	19-9-1	0-1-0	14-0-6	17-12-3	2-2-0						
ST. CLOUDSTATE	03/14/10	71-83	L	1-0-0	1-1-0	12-8-1	DNP	12-2-4	14-5-1	3-3-0						

Opponent	Date	Score	30		32		34		40		44		50		55	
			DRAPCHO, JO	WELDON, ALE	BISENIUS, M	GRUNDMAN, M	BENSON, LAN	NELSON, TRA	GREELEY, CU							
MONMOUTH (ILL.)	11/15/09	90-57	w	9-2-2	0-0-1	DNP	3-2-0	2-1-0	14-4-1	4-6-0						
MARYVILLE	11/20/09	105-73	w	5-1-0	0-0-0	5-4-1	2-2-1	4-1-0	12-4-1	5-3-2						
NEBRASKA-KEARNEY	11/21/09	108-68	w	8-1-1	0-0-1	4-3-0	2-1-0	0-0-0	17-7-0	5-5-1						
vs Northern State	11/28/09	78-58	w	4-2-2	DNP	DNP	DNP	DNP	21-10-0	6-5-1						
vs Winona State	11/29/09	81-74	w	5-5-3	DNP	2-1-0	DNP	DNP	19-3-0	2-4-1						
BETHANY LUTHERAN	12/1/09	110-65	w	13-2-1	0-1-2	10-2-0	4-4-0	DNP	18-10-3	0-5-1						
SOUTHWEST MINNESOTA	12/5/09	82-64	w	7-4-0	DNP	0-0-0	0-1-0	DNP	14-9-0	2-1-0						
UNIVERSITY OF MARY	12/11/09	86-71	w	13-2-2	DNP	DNP	DNP	DNP	13-8-0	4-5-1						
NORTHERNSTATE	12/12/09	91-75	w	9-2-3	0-0-0	2-1-0	2-2-0	0-0-0	23-4-1	0-4-1						
CARDINAL STRITCH	12/18/09	86-81	w	15-2-3	DNP	DNP	2-1-0	DNP	8-6-3	6-7-1						
at Minnesota, Crockston	01/02/10	83-62	w	7-3-3	DNP	0-0-0	5-3-0	DNP	18-9-0	0-4-1						
at MSU Moorhead	01/03/10	105-68	w	11-4-3	2-1-0	0-3-0	2-2-0	0-1-0	16-6-0	4-4-1						
at UIU	1/8/10	79-55	w	1-3-2	0-0-0	DNP	0-0-0	DNP	16-3-0	10-7-2						
at Winona State	01/09/10	76-71	w	4-4-1	DNP	DNP	0-0-0	DNP	26-8-1	0-3-2						
CONCORDIA UNIVERSITY	01/15/10	84-63	w	13-9-3	DNP	DNP	2-4-1	DNP	8-7-0	2-5-2						
ST. CLOUDSTATE	1/16/10	88-76	w	7-2-1	DNP	DNP	0-0-0	DNP	11-3-0	4-4-2						
at Wayne State (Neb.)	1/22/10	68-52	w	8-5-2	DNP	DNP	5-1-0	DNP	14-2-0	0-0-0						
at Augustana (SD)	01/23/10	76-83	L	6-5-0	DNP	DNP	0-2-0	DNP	23-2-0	5-3-0						
BEMIDJI STATE	1/29/10	108-66	w	7-2-0	4-1-0	2-3-0	6-2-0	2-3-1	17-9-0	4-5-0						
MINNESOTA DULUTH	1/30/10	79-65	w	2-0-1	DNP	DNP	0-0-0	DNP	23-3-1	0-2-1						
MINNESOTA, CROOKSTO	2/5/10	105-55	w	3-3-2	5-3-1	2-0-0	2-4-0	0-0-0	16-3-0	3-4-2						
MSU MOORHEAD	2/6/10	92-73	w	2-0-2	DNP	DNP	0-2-0	DNP	24-7-0	0-4-0						
at Concordia University	02/12/10	93-79	w	2-2-2	DNP	DNP	6-3-0	DNP	9-6-2	5-1-0						
at St. Cloud State	02/13/10	84-92	L	0-1-0	DNP	DNP	2-1-0	DNP	24-4-0	0-1-0						
at Southwest Minnesota	2/20/10	81-64	w	0-0-1	DNP	0-0-0	2-1-0	DNP	14-7-0	0-2-1						
AUGUSTANA (SD)	2/24/10	71-72	L	2-0-0	DNP	DNP	DNP	DNP	19-9-0	0-5-2						
at University of Mary	02/27/10	75-63	w	4-4-2	DNP	DNP	DNP	DNP	12-8-0	2-5-0						
SOUTHWEST MINNESOTA	03/03/10	78-80	L	2-1-0	DNP	DNP	0-0-0	DNP	18-4-1	2-3-0						
COLORADO SCHOOL OF	03/13/10	84-80	w	2-1-0	DNP	DNP	1-2-0	DNP	6-3-1	2-3-1						
ST. CLOUDSTATE	03/14/10	71-83	L	14-3-2	DNP	DNP	0-0-0	DNP	10-7-1	4-3-0						



2012-13 MINNESOTA STATE MEN'S BASKETBALL

2010-11 Combined Stats

##	Player	Total		3-Point		F-Throw		Rebounds				PF		STL		PTS		avg				
		gp-gs	min	avg	fg-fga	fg%	3fg-fga	3fg%	ft-fga	ft%	off	def	tot	avg	pf	dq	a		to	blk		
04	Mason, Jefferson	33-33	1068	32.4	202-364	.555	11-36	.306	219-313	.700	78	213	291	8.8	81	0	71	89	28	38	634	19.2
01	Hill, Marcus	33-33	1122	34.0	167-367	.455	71-173	.410	136-155	.877	15	71	86	2.6	79	1	165	95	0	35	541	16.4
03	Hodges, Cameron	32-32	903	28.2	154-295	.522	34-89	.382	96-132	.727	54	98	152	4.8	82	2	41	64	15	23	438	13.7
30	Drapcho, Joe	33-1	646	19.6	77-165	.467	26-69	.377	60-76	.789	28	40	68	2.1	68	0	24	27	1	35	240	7.3
33	Gilbert, Andre	2-0	32	16.0	5-13	.385	1-3	.333	3-5	.600	3	7	10	5.0	3	0	3	3	1	1	14	7.0
42	O'Brien, Connor	32-32	710	22.2	79-182	.434	11-37	.297	42-56	.750	51	126	177	5.5	75	0	23	22	30	25	211	6.6
05	Kirschbaum, Stephen	33-0	593	18.0	50-113	.442	35-78	.449	45-47	.957	23	50	73	2.2	75	4	26	12	0	11	180	5.5
32	Brant, Anthony	4-0	56	14.0	6-18	.333	5-15	.333	4-4	1.000	0	3	3	0.8	7	0	2	6	0	1	21	5.3
25	Morrow, Taylor	33-33	633	19.2	62-140	.443	24-75	.320	19-27	.704	30	33	63	1.9	50	0	38	16	3	19	167	5.1
24	Whitehead, Jimmy	32-0	480	15.0	57-109	.523	7-23	.304	32-41	.780	18	28	46	1.4	28	0	32	20	1	14	155	4.8
40	Grundman, Mitch	17-1	145	8.5	8-21	.381	0-0	.000	13-18	.722	13	29	42	2.5	13	0	2	10	2	3	29	1.7
21	Hanks, Alex	13-0	42	3.2	9-14	.643	0-1	.000	3-10	.300	4	4	8	0.6	4	0	2	2	0	5	21	1.6
34	Bisenius, Mike	23-0	162	7.0	10-21	.476	0-0	.000	6-10	.600	8	9	17	0.7	29	1	3	9	1	4	26	1.1
10	Meinders, Travis	11-0	33	3.0	3-7	.429	3-5	.600	2-2	1.000	2	0	2	0.2	2	0	2	0	0	3	11	1.0
Team											51	61	112		1		3					
Total.....		33	6625		889-1829	.486	228-604	.377	680-896	.759	378	772	1150	34.8	597	8	438	382	82	219	2686	81.4
Opponents.....		33	6625		849-1860	.456	202-603	.335	455-655	.695	352	680	1032	31.3	687	24	460	438	98	206	2355	71.4

TEAM STATISTICS

	MSU	OPP
SCORING	2686	2355
Points per game	81.4	71.4
Scoring margin	+10.0	-
FIELD GOALS-ATT	889-1829	849-1860
Field goal pct	.486	.456
3 POINT FG-ATT	228-604	202-603
3-point FG pct	.377	.335
3-pt FG made per game	6.9	6.1
FREE THROWS-ATT	680-896	455-655
Free throw pct	.759	.695
F-Throws made per game	20.6	13.8
REBOUNDS	1150	1032
Rebounds per game	34.8	31.3
Rebounding margin	+3.6	-
ASSISTS	438	460
Assists per game	13.3	13.9
TURNOVERS	382	438
Turnovers per game	11.6	13.3
Turnover margin	+1.7	-
Assist/turnover ratio	1.1	1.1
STEALS	219	206
Steals per game	6.6	6.2
BLOCKS	82	98
Blocks per game	2.5	3.0
ATTENDANCE	27678	21064
Home games-Avg/Game	17-1628	11-1423
Neutral site-Avg/Game	-	5-1083

Score by Periods

	1st	2nd	OT	Totals
Minnesota State	1279	1396	11	2686
Opponents	1093	1255	7	2355

Date	Opponent	Score	Att.
! 11/19/10	vs Dominican	w 64-51	284
! 11/20/10	vs Notre Dame de Namur	w 88-63	186
11/26/10	MICHIGAN TECH	w 63-61	815
11/27/10	EUREKA	w 120-44	637
* 12/3/10	WAYNE STATE (NEB.)	w 74-63	1032
* 12/4/10	AUGUSTANA (SD)	w 83-67	1119
* 12/10/10	at Concordia University, St. Paul	w 95-82	1260
* 12/10/10	at St. Cloud State	L 83-85	1291
* 12/17/10	at Upper Iowa	w 87-72	424
* 12/18/10	at Winona State	w 80-74	1017
* 1/3/11	MSU MOORHEAD	w 86-74	986
* 1/4/11	MINNESOTA, CROOKSTON	w 82-72	796
* 1/8/11	SOUTHWEST MINNESOTA	w 84-76	1353
* 01/14/11	at Northern State	w 91-73	2423
* 1/15/11	at University of Mary	L 69-84	1942
* 1/21/11	BEMIDJI STATE	w 87-82	1483
* 1/22/11	MINNESOTA DULUTH	w 95-79	1937
* 1/28/11	WINONA STATE	w 84-65	2726
* 1/29/11	UPPER IOWA	w 69-59	1195
* 02/04/11	at Augustana (SD)	w 92-79	3403
* 2/5/11	at Wayne State (Neb.)	w 75-62	710
* 2/11/11	ST. CLOUD STATE	w 80-69	2611
* 2/12/11	CONCORDIA UNIVERSITY, ST. PAUL	L 73-79	2053
* 02/18/11	at Minnesota Duluth	w 85-84	0
* 2/19/11	at Bemidji State	w 77-73	857
* 2/26/11	at Southwest Minnesota	w 61-60	2322
& 3/2/11	WAYNE STATE (NEB.)	w 70-60	1029
& 03/05/11	vs Winona State	L 74-82	2781
\$ 3/12/11	WINONA STATE	w 96-81	2433
\$ 3/13/11	METROSTATE COLLEGE	w 69-65	1547
\$ 3/15/11	FLCMBB	w 81-63	3926
8 03/23/11	vs Ala.-Huntsville	w 95-91	2164
8 03/24/11	vs Bellarmine	L 74-81	0

! = Ron Logsdon Basketball Classic

* = Conference game

& = NSIC/Sanford Health Men's Basketball Tournament

\$ = NCAA Central Region Game

8 = NCAA Division II Elite Eight Game

2012-13 MINNESOTA STATE MEN'S BASKETBALL



2010-11 Points • Rebounds • Assists

Opponent	Date	Score	01 HILL,MARCU	03 HODGES,CAM	04 MASON,JEFF	05 KIRSCHBAUM	10 MEINDERS,T	21 HANKS,ALEX	24 WHITEHEAD,
vs Dominican	11/19/10	64-51	w 10-04	9-3-0	13-8-1	104-1	DNP	DNP	7-3-3
vs Notre Dame de Namur	11/20/10	88-63	w 8-04	144-3	19-7-2	3-3-2	0-2-0	2-0-0	6-1-2
MICHIGAN TECH	11/26/10	63-61	w 14-27	8-7-1	11-7-0	6-2-0	DNP	DNP	2-1-1
EUREKA	11/27/10	120-44	w 14-10	12-2-3	10-5-4	104-0	3-0-0	104-0	17-3-3
WAYNE STATE (NEB.)	12/3/10	74-63	w 19-03	9-3-0	16-6-1	2-0-3	DNP	DNP	0-1-2
AUGUSTANA (SD)	12/4/10	83-67	w 3-14	15-7-3	24-7-6	12-1-1	0-0-0	0-0-0	7-1-1
at Concordia University	12/10/10	95-82	w 28-37	17-1-0	17-9-5	3-1-0	DNP	DNP	0-1-1
at St. Cloud State	12/10/10	83-85	L 22-14	5-2-1	22-12-1	5-2-0	DNP	DNP	3-0-0
at Upper Iowa	12/17/10	87-72	w 25-26	16-4-0	11-6-3	5-1-1	DNP	DNP	4-3-0
at Winona State	12/18/10	80-74	w 17-55	16-9-1	23-3-0	7-1-1	DNP	DNP	0-0-0
MSU MOORHEAD	1/3/11	86-74	w 16-25	7-2-1	27-7-4	6-5-0	0-0-0	0-0-0	7-3-1
MINNESOTA, CROOKSTO	1/4/11	82-72	w 12-2-10	11-6-1	31-6-3	3-3-0	DNP	DNP	7-1-0
SOUTHWEST MINNESOTA	1/8/11	84-76	w 19-32	4-3-3	23-11-5	5-2-0	DNP	3-0-0	6-1-4
at Northern State	01/14/11	91-73	w 22-46	9-5-1	17-8-1	120-1	3-0-0	0-0-0	2-0-0
at University of Mary	1/15/11	69-84	L 13-41	13-4-0	13-10-1	7-0-0	3-0-2	3-2-2	DNP
BEMIDJI STATE	1/21/11	87-82	w 21-1-3	2-0-1	28-3-1	0-1-2	DNP	DNP	5-0-2
MINNESOTA DULUTH	1/22/11	95-79	w 15-1-11	DNP	21-9-1	9-3-0	2-0-0	2-1-0	5-1-1
WINONA STATE	1/28/11	84-65	w 23-3-3	10-10-1	19-7-2	5-0-2	0-0-0	0-0-0	6-1-2
UPPER IOWA	1/29/11	69-59	w 22-4-5	12-2-1	16-10-1	2-2-0	DNP	DNP	12-1-1
at Augustana (SD)	02/04/11	92-79	w 14-2-7	23-7-2	10-8-5	5-3-3	DNP	DNP	11-2-0
at Wayne State (Neb.)	2/5/11	75-62	w 6-2-5	9-1-2	18-6-1	2-1-2	0-0-0	1-0-0	8-1-3
ST. CLOUD STATE	2/11/11	80-69	w 11-5-5	15-3-2	22-14-3	8-5-0	DNP	DNP	9-2-0
CONCORDIA UNIVERSITY,	2/12/11	73-79	L 14-5-3	7-6-2	28-15-1	5-3-0	DNP	DNP	2-2-0
at Minnesota Duluth	02/18/11	85-84	w 18-34	21-5-0	20-12-1	0-3-1	DNP	DNP	9-1-2
at Bemidji State	2/19/11	77-73	w 23-3-4	21-0-0	12-5-2	8-0-1	DNP	DNP	2-0-0
at Southwest Minnesota	2/26/11	61-60	w 9-4-2	16-5-1	15-8-2	5-3-1	DNP	DNP	1-1-1
WAYNE STATE (NEB.)	3/2/11	70-60	w 13-5-4	22-8-2	14-17-1	6-2-0	DNP	DNP	1-1-0
vs Winona State	03/05/11	74-82	L 28-1-7	17-7-0	18-7-3	2-2-1	DNP	DNP	0-2-0
WINONA STATE	3/12/11	96-81	w 27-2-6	21-8-3	22-7-0	3-2-0	0-0-0	0-0-0	106-0
METROSTATE COLLEGE	3/13/11	69-65	w 8-7-6	12-9-1	25-9-2	8-2-1	DNP	DNP	0-1-0
FLCMBB	3/15/11	81-63	w 8-4-13	23-6-2	26-17-3	0-3-0	0-0-0	0-1-0	2-2-0
vs Ala.-Huntsville	03/23/11	95-91	w 26-2-6	18-6-2	19-11-3	13-3-2	DNP	DNP	2-2-2
vs Bellarmine	03/24/11	74-81	L 13-2-7	24-7-1	24-14-2	3-6-0	DNP	0-0-0	0-1-0

Opponent	Date	Score	25 MORROW,TAY	30 DRAPCHO,JO	32 BRANT,ANTH	33 GILBERT,AN	34 BISENIUS,M	40 GRUNDMAN,M	42 O'BRIEN,CO
vs Dominican	11/19/10	64-51	w 3-3-2	2-2-1	DNP	DNP	DNP	4-7-0	6-5-1
vs Notre Dame de Namur	11/20/10	88-63	w 7-3-2	12-1-0	DNP	DNP	DNP	5-8-0	124-0
MICHIGAN TECH	11/26/10	63-61	w 1-2-2	9-2-1	DNP	1-2-0	DNP	5-3-1	6-4-0
EUREKA	11/27/10	120-44	w 4-2-3	10-1-3	DNP	138-3	DNP	4-2-1	13-11-4
WAYNE STATE (NEB.)	12/3/10	74-63	w 3-0-0	3-1-0	14-1-2	DNP	DNP	0-0-0	8-10-1
AUGUSTANA (SD)	12/4/10	83-67	w 9-0-2	7-2-0	4-1-0	DNP	DNP	0-0-0	2-4-0
at Concordia University	12/10/10	95-82	w 8-0-2	4-3-2	3-1-0	DNP	DNP	2-3-0	13-13-1
at St. Cloud State	12/10/10	83-85	L 3-2-0	9-3-0	DNP	DNP	DNP	0-0-0	149-1
at Upper Iowa	12/17/10	87-72	w 6-1-1	6-2-0	0-0-0	DNP	4-2-0	DNP	105-1
at Winona State	12/18/10	80-74	w 10-3-1	3-0-0	DNP	DNP	0-0-0	DNP	4-10-1
MSU MOORHEAD	1/3/11	86-74	w 7-5-2	7-3-0	DNP	DNP	5-0-0	0-3-0	4-1-0
MINNESOTA, CROOKSTO	1/4/11	82-72	w 2-3-0	8-2-2	DNP	DNP	2-0-1	4-6-0	2-5-2
SOUTHWEST MINNESOTA	1/8/11	84-76	w 13-3-1	8-5-0	DNP	DNP	0-0-0	3-2-0	DNP
at Northern State	01/14/11	91-73	w 7-2-3	9-3-1	DNP	DNP	0-0-0	2-6-0	8-3-0
at University of Mary	1/15/11	69-84	L 4-1-1	9-4-0	DNP	DNP	4-0-0	0-1-0	0-8-0
BEMIDJI STATE	1/21/11	87-82	w 3-4-2	13-3-0	DNP	DNP	DNP	DNP	15-10-0
MINNESOTA DULUTH	1/22/11	95-79	w 17-3-2	11-2-1	DNP	DNP	2-1-0	0-1-0	11-5-1
WINONA STATE	1/28/11	84-65	w 6-1-0	12-3-2	DNP	DNP	0-3-0	DNP	3-3-1
UPPER IOWA	1/29/11	69-59	w 0-2-0	2-3-1	DNP	DNP	3-1-0	DNP	0-6-0
at Augustana (SD)	02/04/11	92-79	w 6-1-0	14-5-1	DNP	DNP	0-1-0	DNP	9-1-1
at Wayne State (Neb.)	2/5/11	75-62	w 0-1-1	20-1-1	DNP	DNP	3-2-0	0-0-0	8-5-2
ST. CLOUD STATE	2/11/11	80-69	w 0-1-0	8-4-1	DNP	DNP	0-1-0	DNP	7-5-0
CONCORDIA UNIVERSITY,	2/12/11	73-79	L 5-4-1	2-2-1	DNP	DNP	1-1-0	DNP	9-3-1
at Minnesota Duluth	02/18/11	85-84	w 5-1-2	4-0-0	DNP	DNP	0-2-1	DNP	8-9-1
at Bemidji State	2/19/11	77-73	w 2-1-0	0-0-0	DNP	DNP	0-0-0	DNP	9-10-2
at Southwest Minnesota	2/26/11	61-60	w 8-2-1	5-3-0	DNP	DNP	0-0-0	DNP	2-4-1
WAYNE STATE (NEB.)	3/2/11	70-60	w 0-0-1	7-1-2	DNP	DNP	0-0-0	DNP	7-5-0
vs Winona State	03/05/11	74-82	L 0-0-2	6-1-1	DNP	DNP	0-0-0	DNP	3-1-0
WINONA STATE	3/12/11	96-81	w 6-3-2	5-0-0	DNP	DNP	2-1-1	DNP	0-2-0
METROSTATE COLLEGE	3/13/11	69-65	w 11-7-0	3-2-2	DNP	DNP	0-2-0	DNP	2-4-1
FLCMBB	3/15/11	81-63	w 5-0-1	12-0-0	DNP	DNP	0-0-0	0-0-0	5-5-0
vs Ala.-Huntsville	03/23/11	95-91	w 0-2-1	8-2-0	DNP	DNP	DNP	DNP	9-5-0
vs Bellarmine	03/24/11	74-81	L 6-0-0	2-2-1	DNP	DNP	0-0-0	0-0-0	2-2-0



2012-13 MINNESOTA STATE MEN'S BASKETBALL

RECORD:	OVERALL	HOME	AWAY	NEUTRAL
ALL GAMES	7-19	3-9	4-8	0-2
CONFERENCE	6-15	2-8	4-7	0-0
NON-CONFERENCE	1-4	1-1	0-1	0-2

##	Player	gp-gs	min	avg	Total		3-Point		F-Throw		Rebounds				a	to blk	stl	pts	avg			
					fg-fga	fg%	3fg-fga	3fg%	ft-fa	ft%	off	def	tot	avg						pf	dq	
05	Kirschbaum, Stephen	26-20	785	30.2	101-240	.421	52-129	.403	66-76	.868	31	57	88	3.4	65	2	41	48	1	19	320	12.3
34	Romashko, Zach	26-20	626	24.1	121-252	.480	6-16	.375	66-84	.786	38	55	93	3.6	51	0	21	23	4	13	314	12.1
24	Whitehead, Jimmy	26-25	872	33.5	112-252	.444	17-54	.315	65-85	.765	13	52	65	2.5	63	3	100	60	11	22	306	11.8
42	O'Brien, Connor	26-16	656	25.2	120-256	.466	5-23	.217	60-83	.723	77	130	207	8.0	72	3	37	40	45	23	306	11.7
04	Hoskins, DJ	9-7	221	24.6	20-63	.317	13-35	.371	16-23	.696	7	14	21	2.3	12	0	10	16	3	4	69	7.7
32	Madison, Kelly	15-2	241	16.1	39-97	.402	17-52	.327	10-15	.667	4	19	23	1.5	21	0	8	15	1	2	106	7.0
10	Meinders, Travis	26-22	717	27.6	50-141	.355	22-78	.282	40-54	.741	21	72	93	3.6	50	0	40	29	2	17	162	6.2
03	Chamberlain, Miles	24-3	319	13.3	36-74	.486	8-17	.471	7-13	.538	15	33	48	2.0	40	0	25	30	2	4	87	3.6
21	Hanks, Alex	23-5	406	17.7	22-53	.415	4-8	.500	22-37	.595	17	47	64	2.8	27	0	29	18	1	11	70	3.0
44	Okafor, TJ	26-10	383	14.7	17-56	.304	0-0	.000	13-27	.481	30	57	87	3.3	53	0	9	24	13	14	47	1.8
Team											36	61	97				4					
Total.....		26	5225		638-1484	.430	144-412	.350	365-497	.734	289	597	886	34.1	454	8	320	307	83	129	1786	68.7
Opponents.....		26	5226		705-1461	.483	167-437	.382	355-492	.722	244	626	870	33.5	456	17	349	295	63	149	1932	74.3

TEAM STATISTICS	MSU	OPP	Date	Opponent	Score	Att.
SCORING	1785	1932	11/13/11	DICKINSON STATE UNIVERSITY	w 70-55	457
Points per game	68.7	74.3	11/19/11	at Michigan Tech	L 63-74	483
Scoring margin	-5.7	-	11/25/11	vs Armstrong Atlantic	L 85-90	93
FIELD GOALS-ATT	638-1484	705-1461	11/26/11	vs Limestone	L 65-78	109
Field goal pct	.430	.483	* 12/2/11	at Wayne State (Neb.)	w 65-60	810
3 POINT FG-ATT	144-412	167-437	* 12/3/11	at Augustana (SD)	L 51-69	3047
3-point FG pct	.350	.382	* 12/9/11	CONCORDIA-ST. PAUL	L 76-85	731
3-pt FG made per game	5.5	6.4	* 12/10/11	ST. CLOUD STATE	L 75-77	1018
FREE THROWS-ATT	365-497	355-492	* 12/16/11	UPPER IOWA	w 58-55	835
Free throw pct	.734	.722	* 12/17/11	WINONA STATE	L 72-78	1172
F-Throws made per game	14.0	13.7	* 1/2/12	at Minnesota State Moorhead	L 65-66	637
REBOUNDS	886	870	* 1/3/12	at Minnesota, Crookston	w 74-65	101
Rebounds per game	34.1	33.5	* 1/7/12	at Southwest Minnesota State	L 63-82	1891
Rebounding margin	+0.6	-	* 1/13/12	NORTHERN STATE	L 49-62	1234
ASSISTS	320	349	* 1/14/12	U-MARY	w 78-73	1133
Assists per game	12.3	13.4	* 1/20/12	at Bemidji State	L 67-75	1351
TURNOVERS	307	295	* 1/21/12	at Minnesota Duluth	w 89-82	1247
Turnovers per game	11.8	11.3	* 1/27/11	at Winona State	L 63-85	2319
Turnover margin	-0.5	-	* 1/28/12	at Upper Iowa	Wot 98-93	450
Assist/turnover ratio	1.0	1.2	* 2/3/12	AUGUSTANA (SD)	L 64-70	2114
STEALS	129	149	2/4/12	WAYNE STATE (NEB.)	L 52-67	1103
Steals per game	5.0	5.7	* 02/10/12	at St. Cloud State	L 63-64	2108
BLOCKS	83	63	* 02/11/12	at Concordia University, St. Paul	L 67-85	750
Blocks per game	3.2	2.4	* 2/17/12	MINNESOTA DULUTH	L 78-85	1141
ATTENDANCE	13662	15396	* 2/18/12	BEMIDJI STATE	L 64-78	1093
Home games-Avg/Game	12-1138	12-1266	* 2/25/12	SOUTHWEST MINNESOTA STATE	L 71-79	1631
Neutral site-Avg/Game	-	2-101				

* = Conference game

Score by Periods	1st	2nd	OT	Totals
Minnesota State	804	965	16	1785
Opponents	862	1059	11	1932

2012-13 MINNESOTA STATE MEN'S BASKETBALL



Opponent	Date	Score	03		04		05		10		21		24		32	
			CHAMBERLAI	HOSKINS,DJ	KIRSCHBAUM	MEINDERS,T	HANKS,ALEX	WHITEHEAD,	MADISON,KE							
DICKINSONSTATE UNIVE	11/13/11	70-55	W	0-0-0	3-2-3	8-3-2	4-4-0	0-1-0	16-2-1	14-2-1						
at Michigan Tech	11/19/11	63-74	L	DNP	12-4-1	5-6-0	0-1-1	2-1-0	9-4-1	16-1-0						
vs ArmstrongAtlantic	11/25/11	85-90	L	7-2-1	22-2-3	15-4-3	5-3-1	4-2-0	4-2-7	5-3-0						
vs Limestone	11/26/11	65-78	L	0-1-2	7-2-3	7-1-2	10-6-6	DNP	6-6-3	5-2-0						
at Wayne State (Neb.)	12/2/11	65-60	W	0-2-0	12-3-0	15-3-2	6-4-2	DNP	6-2-3	0-0-0						
at Augustana (SD)	12/3/11	51-69	L	0-0-0	6-5-0	8-4-0	9-7-1	DNP	13-1-2	DNP						
CONCORDIA-ST. PAUL	12/9/11	76-85	L	0-0-0	4-1-0	12-3-3	10-6-1	0-2-0	12-1-3	14-2-1						
ST. CLOUDSTATE	12/10/11	75-77	L	10-3-1	3-2-0	3-7-1	12-4-5	2-1-0	8-3-1	13-3-1						
UPPER IOWA	12/16/11	58-55	W	3-0-1	0-0-0	15-2-2	15-5-2	8-3-3	4-0-0	0-2-0						
WINONA STATE	12/17/11	72-78	L	16-5-2	DNP	11-4-0	9-6-1	2-2-2	13-5-4	3-0-1						
at Minnesota State Moor	1/2/12	65-66	L	2-3-2	DNP	11-3-1	10-4-2	5-5-1	13-4-4	3-1-1						
at Minnesota, Crookston	1/3/12	74-65	W	2-1-1	DNP	12-7-2	11-5-0	3-4-4	13-2-5	11-1-0						
at Southwest Minnesota	1/7/12	63-82	L	6-6-3	DNP	10-5-0	4-4-0	2-1-0	7-1-2	14-4-1						
NORTHERNSTATE	1/13/12	49-62	L	3-6-1	DNP	11-0-0	5-0-2	3-1-2	5-4-1	0-1-0						
U-MARY	1/14/12	78-73	W	5-1-0	DNP	22-4-3	15-5-2	4-5-1	17-2-3	DNP						
at Benidji State	1/20/12	67-75	L	4-3-1	DNP	9-3-3	2-3-2	1-2-3	19-2-4	DNP						
at Minnesota Duluth	1/21/12	89-82	W	2-0-0	DNP	25-4-2	10-8-2	0-4-0	16-3-5	DNP						
at Winona State	1/27/11	63-85	L	2-2-1	DNP	4-1-2	9-1-0	4-3-0	15-1-4	DNP						
at UpperIowa	1/28/12	98-93	W	8-4-3	DNP	26-4-1	9-4-2	2-4-3	13-2-4	DNP						
AUGUSTANA (SD)	2/3/12	64-70	L	0-1-0	DNP	16-4-2	3-2-2	2-5-2	11-3-6	0-0-0						
WAYNE STATE (NEB.)	2/4/12	52-67	L	DNP	DNP	10-6-0	0-2-3	4-1-2	10-2-2	7-1-2						
at St. Cloud State	02/10/12	63-64	L	0-1-1	DNP	15-3-3	0-2-1	3-3-0	11-4-8	DNP						
at Concordia University	02/11/12	67-85	L	4-2-2	DNP	6-2-2	1-3-0	3-4-5	20-2-6	DNP						
MINNESOTA DULUTH	2/17/12	78-85	L	8-3-1	DNP	15-0-2	0-2-1	2-0-1	18-0-7	DNP						
BEMIDJI STATE	2/18/12	64-78	L	5-2-2	DNP	7-2-2	3-2-1	9-6-0	3-3-6	DNP						
SOUTHWEST MINNESOTA	2/25/12	71-79	L	0-0-0	DNP	22-3-1	0-0-0	5-4-0	24-4-8	DNP						

Opponent	Date	Score	34		42		44	
			ROMASHKO,Z	O'BRIEN,CO	OKAFORT,TJ			
DICKINSONSTATE UNIVE	11/13/11	70-55	W	4-1-0	15-15-6	6-3-1		
at Michigan Tech	11/19/11	63-74	L	6-2-1	10-9-2	3-5-1		
vs ArmstrongAtlantic	11/25/11	85-90	L	7-7-3	12-10-3	4-5-0		
vs Limestone	11/26/11	65-78	L	20-3-1	10-9-0	0-2-0		
at Wayne State (Neb.)	12/2/11	65-60	W	16-1-0	10-10-3	0-2-0		
at Augustana (SD)	12/3/11	51-69	L	4-2-0	9-7-1	2-3-0		
CONCORDIA-ST. PAUL	12/9/11	76-85	L	8-4-0	16-8-2	0-3-0		
ST. CLOUDSTATE	12/10/11	75-77	L	8-1-2	13-6-0	3-3-0		
UPPER IOWA	12/16/11	58-55	W	11-3-0	2-4-1	0-1-1		
WINONA STATE	12/17/11	72-78	L	4-1-1	14-7-3	0-2-0		
at Minnesota State Moor	1/2/12	65-66	L	10-1-0	9-4-0	2-4-0		
at Minnesota, Crookston	1/3/12	74-65	W	8-8-0	14-4-0	0-1-0		
at Southwest Minnesota	1/7/12	63-82	L	12-3-0	4-4-1	4-9-1		
NORTHERNSTATE	1/13/12	49-62	L	6-3-2	14-13-1	2-3-0		
U-MARY	1/14/12	78-73	W	12-6-1	0-3-1	3-2-2		
at Benidji State	1/20/12	67-75	L	9-0-2	21-9-0	2-1-0		
at Minnesota Duluth	1/21/12	89-82	W	23-6-1	9-7-3	4-3-0		
at Winona State	1/27/11	63-85	L	13-1-0	12-7-1	4-4-0		
at UpperIowa	1/28/12	98-93	W	23-3-0	17-13-2	0-2-1		
AUGUSTANA (SD)	2/3/12	64-70	L	21-3-2	9-7-1	2-6-2		
WAYNE STATE (NEB.)	2/4/12	52-67	L	12-3-0	7-5-1	2-5-0		
at St. Cloud State	02/10/12	63-64	L	9-5-0	23-11-1	2-3-0		
at Concordia University	02/11/12	67-85	L	20-8-0	13-12-1	0-1-0		
MINNESOTA DULUTH	2/17/12	78-85	L	19-11-2	16-9-2	0-3-0		
BEMIDJI STATE	2/18/12	64-78	L	20-6-2	15-6-1	2-5-0		
SOUTHWEST MINNESOTA	2/25/12	71-79	L	9-1-1	11-8-0	0-6-0		