

Morehead State Football Record Book

Total Offense - Individual

Most Total Yardage:

Game - 551, David Dinkins, 2000
(297 pass, 254 run) vs Butler

Season - 3,512, David Caudill, 2002
(2,979 pass, 533 run)

Career - 12,239, Austin Gahafer, 2013-16

Most Offensive Plays:

Game - 79, Adrian Breen, 1983 vs Austin Peay

Season - 582, Zach Lewis, 2011

Career - 2,086, Austin Gahafer, 2013-16

Total Offense - Team

Most Total Yardage:

Game - 727 vs Valparaiso, 1997
(373 rushing, 355 passing)

Season - 5,237, 1998
(2,027 passing, 310 rushing)

Rushing - Individual

Most Yardage Gained:

Game - 284, Trevor Jones vs. JU, 2016

Season - 1,405, David Dinkins, 2000

Career - 3,765, David Dinkins, 1997-2000

Most Rushes:

Game - 40, Louis Rogan vs
Western Kentucky, 1968

Season - 278, Louis Rogan, 1968

Career - 639, Louis Rogan, 1967-1970

Best Rushing Average:

(Min. 50 Attempts per Season)

Season - 8.0 yards, David Dinkins,
(1,169 on 147) 1998

Career - 6.8 yards, David Dinkins,
(3,765 in 553) 1997-2000

Longest Run From Scrimage:

89 yards, David Dinkins
vs Butler, 1998

Longest TD Run From Scrimmage:

89 yards, David Dinkins
vs Butler, 1998

Rushing Offense - Team

Most Yardage Gained:

Game - 478 vs Austin Peay, 2000

Season - 3,210 in 1998

Most Rushes:

Game - 77 vs Valparaiso, 1996

Season - 634 in 1968

Fewest Rushes:

Game - 9 vs Middle Tennessee, 1951

Passing - Individual

Most Yardage Gained:

Game - 465, Austin Gahafer vs. Butler,
2016

Season - 3,585, Zach Lewis, 2011

Career - 10,251, Zach Lewis, 2009-12



Zach Lewis

Most Passes Completed:

Game - 44, Zach Lewis vs. Campbell,
2011

Season - 324, Zach Lewis, 2011

Career - 1,096, Austin Gahafer, 2013-16

Most Passes Attempted:

Game - 68, Zach Lewis vs. Campbell,
2011

Season - 513, Zach Lewis, 2011

Career - 1,844, Austin Gahafer, 2013-16

Most TD Passes:

Game - 7, Chris Swartz vs
Murray State, 1990

Season - 29, Doug Turner, 1997

Career - 85, Austin Gahafer, 2013-16

Most Interceptions Thrown:

Game - 7, Mike Gottfried vs
Western Kentucky, 1965

Career - 45, Phil Simms, 1975-78

Longest TD Pass:

Game - 97 yards, David Caudill to
Ralph Del Sardo vs
Saint Joseph's, 2002

Passing - Team

Most Yardage Gained:

Game - 591 vs. Butler, 2014

Season - 3,940, 2011

Most Passes Completed:

Game - 45 vs. Butler, 2011

Season - 350, 2011

Most Passes Attempted:

Game - 67 vs Tenn. Tech, 1987

Season - 560, 2011

Most Interceptions Thrown:

Game - 7 vs Western Kentucky, 1965

Season - 24, 1969

Receiving - Individual

Most Passes Caught:

Game - 18, Jerome Williams vs
Eastern Kentucky, 1989

Season - 81, Donte Sawyer, 2012

Career - 272, Jake Raymond, 2012-16

Most Yardage Gained:

Game - 230, Ralph Del Sardo vs
Saint Joseph's, 2002

Season - 1,024, Donte Sawyer, 2012

Career - 2,907, Jake Raymond, 2012-16

Most TD Passes Caught:

Game - 3, 8 players

Season - 12, Donte Sawyer, 2011

Career - 24, Donte Sawyer, 2009-12

Scoring - Individual

Most Points:

Game - 32, David Dinkins vs
Kentucky Wesleyan, 2000

Season - 128, David Dinkins, 2000

Career - 384, David Dinkins, 1997-2000

Most Touchdowns:

Game - 5, Jug Varney vs Holbrook, 1938;
David Dinkins vs Ky. Wesleyan, 1999 &
2000

Season - 21, David Dinkins, 2000

Career - 63, David Dinkins, 1997-2000

Most TD's by Rushing:

Game - 5, Jug Varney vs Holbrook, 1938 &
David Dinkins vs
Kentucky Wesleyan, 1999 & 2000

Season - 21, David Dinkins, 2000

Career - 63, David Dinkins, 1997-2000

Most Extra Points Attempted by Kicking:

Game - 10, Ryan Ison vs Austin Peay, 2000

Career - 156, Rainer Duzan, 2009-12

Most Consecutive Extra Points by Kicking:

Game - 10, Ryan Ison vs Austin Peay, 2000

Season - 29, Don Russell, 1973

Career - 39, Lenn Duff, 1980-83

Most Points Scored by Kicking:

Game - 19, Rainer Duzan vs. KCU, 2011

Season - 85, Rainer Duzan, 2011 (12 FG, 49 XP)

Career - 258, Rainer Duzan, 2009-12

Most Field Goals:

Game - 4, Joey Herbst vs Davidson, 2002;
Matt Ward vs. Butler, 2016

Season - 13, Shavi Bash, 2015

Career - 36, Rainer Duzan

Morehead State Football Record Book

Longest Field Goal: 54, Charlie Stepp vs. Wichita State, 1986

Most 2 - Point Conversions:

Game - 3, Doug Turner vs Western Kentucky, 1997

Season - 4, Bill Marston, 1969 (2 rush, 2 pass) & Doug Turner, 1997 (4 pass)

Career - 8, Bill Marsyon, 1966-69 (4 rush, 4 pass)

Scoring - Team

Most Points:

Game - 104 vs Rio Grande, 1941

Season - 430 in 1998

Widest Victory Margin - 104 vs Rio Grande, 1941 (MSU 104, Rio Grande 0)

Punting

Most Yardage:

Game - 518, John Christopher vs Eastern Kentucky, 1982

Season - 4,084, John Christopher, 1982

Career - 12,633, John Christopher, 1979-82

Most Punts:

Game - 11, Don Rardin vs Western Kentucky, 1975; John Christopher vs Youngstown State, 1981 and vs. Eastern Kentucky, 1982

Season - 93, John Christopher, 1982

Career - 298, John Christopher, 1979-82

Best Punting Average:

(Min. 25 Punts a Year)

Season - 44.07, Greg Burke, 1986

Career - 42.4 yards, John Christopher, 1979-82

Longest Punt: 78 yards, Don Rardin vs Western Kentucky, 1975

Returns

Best Punt Return Average:

(Min. 20 per year)

Season - 23.5 yards, Tommie Gray, 1967

Best Kickoff Return Average:

(Min. 10 per Year)

Season - 40.6 yards, Scotty Reddick, 1965

Longest Kickoff Return:

100 yards, Buford Crager vs East Tenn., 1959

Longest Kickoff Return for TD:

100 yards, Buford Crager vs East Tenn., 1959

Longest Punt Return:

99 yards, Tim Wyant vs Eastern Kentucky, 1936

Longest Pass Interception Return:

98 yards, Claude Clayton vs Union, 1931

Longest Pass Interception Returned for TD:

98 yards, Claude Clayton vs Union, 1931

Longest Fumble Return:

65 yards, Tommie Gray vs Tenn. Tech, 1966

Longest Fumble Return for TD:

65 yards, Tommie Gray vs. Tenn. Tech, 1966

Longest Return of Blocked Punt:

27 yards, Harry Lyles vs Kentucky State, 1968

Longest Return of Blocked Punt for TD:

27 yards, Harry Lyles vs Kentucky State, 1968

Most Kick Return for TD:

Season - 3, Mo Hollingsworth, 1971

Career - 6, Mo Hollingsworth, 1968-71

Most Punt Returns:

Season - 38, Matthew Loy, 2002

Career - 103, Nick Feldman, 2005-08

Most Punt Return Yardage:

Season - 512, Nick Feldman, 2005

Career - 1,259, Nick Feldman, 2005-08

Most Punt Return for TD:

Season - 3, Mo Hollingsworth, 1971

Career - 6, Mo Hollingsworth, 1968-71

Defense - Individual

Most Kicks Blocked:

Game - 2, Paul Ousley vs Middle Tenn., 1954

Season - 5, Paul Ousley, 1954

Most Pass Interceptions:

Game - 3, four players

Season - 9, Justin Grier, 2015

Career - 17, David Hyland, 2005-08

Most Fumble Recoveries:

Game - 3, Dick Walter vs Western Kentucky, 1956

Season - 7, Dick Walter, 1956

Most Defensive Plays:

Game - 30, Danny Gooch vs Akron 1982

(13 T, 16 A, one pass deflection)

Season - 172, Danny Gooch, 1980

(119 T, 53 A)

Career - 412, Tommy Warren, 1976-79

Most Tackles:

Game - 20, Ryan Bennett vs. Jacksonville, 2016

Season - 119, Danny Gooch, 1980

Career - 398, Dan Gooch, 1979-82

Most Tackles for Loss:

Season - 19, Richard Shadwick, 1990

Defense - Team

Most Points Allowed:

Game - 77 to Morris Harvey, 1927

Season - 359 in 1984

Fewest Points Allowed:

Season - 14 in 1938

Least Rushing Yardage Allowed:

Game - 0 to Otterbein, 1947

Season - 591 in 1962 (8 games)

Most Pass Interceptions:

Game - 5 vs Murray State, 1970; vs. Kentucky State, 1987; vs. Butler, 2002

Season - 21 in 1969

Most Fumble Recoveries:

Game - 8 vs marshall, 1950

Season - 23 in 1965

Miscellaneous

Most Victories: 9 in 1998 and 2002

Most Losses: 11 in 1994 (0-11)

Most Ties: 2 in 1936, 1940, 1942, 1947, 1977

Longest Winning Streak: 11 in 1936-37

Longest Losing Streak: 27 in 1953-55

Most Penalty Yardage:


Game - 191 vs Eastern Kentucky, 1969

Season - 736 in 1982

Most Fumbles Lost:

Game - 8 vs Louisville, 1955

Season - 30 in 1955



Nick Feldman

Award Winners

All-Americans (Consensus)

- 1938 John (Buck) Horton, Mt. Sterling, Ky., center
- 1939 Stanley Radjunas, New Britain, Conn., guard
- 1940 Paul Adams, Coal Grove, Ohio, center
- 1942 Vincent (Moose) Zachem, Ashland, Ky., center
- 1946 Joe Lustic, Maysville, Ky., runningback
- 1969 Dave Haverdick, Canton, Ohio, defensive tackle
- 1981 John Christopher, Norwalk, Ohio, punter
- 1982 John Christopher, Norwalk, Ohio, punter
- 1986 Billy Poe, Ironton, Ohio, offensive guard
- 1990 Darrell Beavers, Louisville, Ky., defensive back
- 2000 David Dinkins, Pittsburgh, Pa., quarterback

All-American (Williamson)

- 1962 William Scott Davidson, Raceland, Ky., guard

All-American (Football Gazette)

- 1998 Bubba Combs, Prestonsburg, Ky., off. lineman
- 2000 David Dinkins, Pittsburgh, Pa., guard
- 2001 Toby Moeves, Union, Ky., return specialist
- 2002 Charles Byrd, Oxford, Ohio, defensive back
Chris Parker, Harrogate, Tenn., defensive lineman
Craig Unger, Greenfield, Ohio, linebacker
- 2003 Charles Byrd, Oxford, Ohio, defensive back
Craig Unger, Greenfield, Ohio, linebacker
- 2004 Charles Byrd, Oxford, Ohio, defensive back
Craig Unger, Greenfield, Ohio, linebacker
- 2005 Nick Feldman, Oconto, Wis., return specialist
Grant Jennings, Lakeside Park, Ky., off. lineman
Kwesi Williams, Louisville, Ky., defensive back
- 2006 David Hyland, Woodstock, Ga., defensive back

All-American (The Sports Network)

- 2001 Toby Moeves, Union, Ky., return specialist
Zac Prewitt, Corbin, Ky., linebacker
- 2002 Jason Fights, Cincinatti, Ohio, offensive lineman
Chris Parker, Harrogate, Tenn., defensive lineman
- 2003 Charles Byrd, Oxford, Ohio, defensive back
Craig Unger, Greenfield, Ohio, linebacker
- 2004 Charles Byrd, Oxford, Ohio, defensive back
Craig Unger, Greenfield, Ohio, linebacker
- 2005 Nick Feldman, Oconto, Wis., return specialist
Kwesi Williams, Louisville, Ky., defensive back
- 2006 Mason Webb, Hamilton, Ohio, punter
- 2007 David Hyland, Woodstock, Ga., defensive back
Grant Jennings, Lakeside Park, Ky., off. lineman

All-American (Universal Sports)

- 1973 Don Russell, Louisville, Ky., kicker

Academic All-American

- 1974 Don Russell, Louisville, Ky., kicker
- 1990 James Appel, Wilder, Ky., offensive lineman
- 1991 James Appel, Wilder, Ky., offensive lineman
- 1996 Mike Appel, Wilder, Ky., offensive lineman
- 2003 Craig Unger, Greenfield, Ohio, linebacker



Phil Simms

All-Ohio Valley Conference

- 1958 Bert Dixon
- 1960 Tom Scott
- 1961 Ernie DeCourley, Howard Murphy
- 1962 Ernie DeCourley
- 1964 Jack Smith, Richard Pare, James Osborne
- 1966 Paul Conner, Tommie Gray, Gary Virden, Dave Haverdick
- 1968 Marvin Hicks, Louis Rogan, Dave Haverdick, Leon Wesley
- 1969 John High, Bill Marson, Darrel Sadwosk, Dave Haverdick
- 1970 Ed Mignery, Harry Lyles, Larry Baldrige
- 1971 John High, Mike Rucker
- 1972 Dave Schaetzke, Gary Shirk
- 1973 Don Russell, Nick Nighswander
- 1974 Frank Jones, Keith Mescher, Vic Williams
- 1975 Keith Mescher
- 1976 Keith Mescher, Tony Harris, Jerry Spaeth
- 1977 Don Rardin, Phil Simms
- 1978 Rodney Jefferson, Joe Huenefeld
- 1979 Rodney Jefferson, Bernard McIntosh, Charlie Young
- 1980 Dorron Hunter
- 1981 John Christopher
- 1982 John Christopher, Mark Ledford, Danny Gooch
- 1983 Mark Ledford
- 1984 Mike Hanlin, Tod Short, Billy Poe
- 1986 Billy Poe, Adrian Breen, Greg Burke
- 1987 Greg Burke
- 1988 Joe Gagliano, Ty Howard
- 1990 Richard Shadwick, Darrell Beavers
- 1991 Tyrone Fisher
- 1992 Richard Shadwick, Fred Johnson

OVC

Player of the Year

- 1966 Tommie Gray, halfback
- 1977 Phil Simms, quarterback

Award Winners

OVC

Coach of the Year

- 1966 Guy Penny
1986 Bill Baldrige
1990 Cole Proctor

All-Pioneer Football League

First Team (South Division) Only

- 2001 Bart Burke, Dennis Ledford, Zac Prewitt, Brandon Phillips, Bill Ballard, Toby Moeves
2002 Charles McGowan, Jason Fights, David Caudill, David White, Chris Parker, Ryan McKenzie, Craig Unger, Brandon Phillips, Charles Byrd
2003 Dean Anderson, Odi Anyanwu, Charles Byrd, David Caudill, Ralph Delsardo, Justin Farrar, Matt Loy, Charles McGowan, Ryan McKenzie, Craig Unger, Pete Wagner, Jahmaine Wells, Kwesi Williams
2004 Charles Byrd, Justin Farrar, Jabari McGee, Ryan McKenzie, James Spencer-Howell, Craig Unger, Daniel Vagni
2005 Kevin Cristello, Nick Feldman, Grant Jennings, Eli Parkes, Ross Rick, Andrew Sturzenbecker, Daniel Vagni, Kwesi Williams, Brian Yost

First Team (Overall)

- 2006 Nick Feldman, David Hyland, Grant Jennings
2007 Ricky Cornelius, Andrew Doan, Nick Feldman, David Hyland, Grant Jennings, Brett Mazzaro, Kyle Sand, Andrew Sturzenbecker, Mason Webb
2008 Erick Fitzpatrick, Nick Schoenfeld, Derik Steiner, Wes McDermott, David Hyland, Mason Webb
2009 Wes McDermott, Derik Steiner
2010 Rainer Duzan
2011 Donte Sawyer, Jerome Raymond, Rainer Duzan
2012 Donte Sawyer, Rees Macshara
2014 Justin Cornwall
2015 Austin Gahafer, Justin Cornwall, Justin Grier, Jakey Dunagan
2016 Ryan Bennett

PFL South Division

Offensive Player of the Year

- 2003 David Caudill

PFL South Division

Defensive Player of the Year

- 2003 Craig Unger
2004 Craig Unger

PFL South Division

Coach of the Year

- 2002 Matt Ballard
2003 Matt Ballard
2004 Matt Ballard
2005 Matt Ballard

PFL

Offensive Player of the Year


- 2015 Austin Gahafer

Defensive Player of the Year

- 2009 Wes McDermott



Two-time PFL South Division Defensive Player of the Year and Academic All-American Craig Unger



MSU's first outright PFL Offensive Player of the Year, Austin Gahafer

Single-Season Best Lists

Offense

Rushing Yards

<u>Year</u>	<u>First</u>	<u>Last</u>	<u>Yards</u>
2000	David	Dinkins	1405
1997	Anthony	Ravizee	1218
1998	David	Dinkins	1169
1999	David	Dinkins	1138
1968	Louis	Rogan	1125
1974	Frank	Jones	1066
2012	Rees	Macshara	1013
1995	Anthony	Ravizee	1009
1980	Dorron	Hunter	1001
2011	Desmond	Cox	956
1973	Frank	Jones	922
2006	Jabari	McGee	907
1991	Darrin	Harris	896
1976	Tony	Harris	873
1984	Daman	Stephens	864
1990	Jerome	Williams	856
1992	Darrin	Harris	812
1989	Jerome	Williams	803
1979	Bernard	McIntosh	749
1977	Dion	Jenkins	723

Rushing Yards Per Game

<u>Year</u>	<u>First</u>	<u>Last</u>	<u>YPG</u>
2000	David	Dinkins	156.1
1968	Louis	Rogan	140.6
1997	Anthony	Ravizee	121.8
1998	David	Dinkins	114.2
1999	David	Dinkins	113.8
1995	Anthony	Ravizee	100.9
1974	Frank	Jones	96.9
2012	Rees	Macshara	92.1
1980	Dorron	Hunter	91.0
1977	Dion	Jenkins	90.4
2011	Desmond	Cox	86.9
1984	Daman	Stephens	86.4
1973	Frank	Jones	83.8
2006	Jabari	McGee	82.5
1991	Darrin	Harris	81.5
1989	Jerome	Williams	80.3
1976	Tony	Harris	79.4
1990	Jerome	Williams	77.8
1979	Bernard	McIntosh	74.9
1992	Darrin	Harris	73.8

Rushing Attempts

<u>Year</u>	<u>First</u>	<u>Last</u>	<u>Att.</u>
1968	Louis	Rogan	278
1974	Frank	Jones	264
1989	Jerome	Williams	248
1980	Dorron	Hunter	232
1992	Darrin	Harris	212
1995	Anthony	Ravizee	211
1997	Anthony	Ravizee	210
1999	David	Dinkins	200
2000	David	Dinkins	190
1976	Tony	Harris	190
1991	Darrin	Harris	185



Rees Macshara

2011	Desmond	Cox	178
1973	Frank	Jones	174
2012	Macshara	Rees	173
2006	Jabari	McGee	170
1977	Dion	Jenkins	153
1998	David	Dinkins	147
2014	Macshara	Rees	138
1984	Daman	Stephens	129
1979	Bernard	McIntosh	124


Rushing Attempts Per Game

<u>Year</u>	<u>First</u>	<u>Last</u>	<u>APG</u>
1968	Louis	Rogan	28.0
1989	Jerome	Williams	24.8
1974	Frank	Jones	24.0
2000	David	Dinkins	21.1
1995	Anthony	Ravizee	21.1
1980	Dorron	Hunter	21.1
1997	Anthony	Ravizee	21.0
1999	David	Dinkins	20.0
1992	Darrin	Harris	19.3
1977	Dion	Jenkins	19.1
1976	Tony	Harris	17.3
1991	Darrin	Harris	16.8
2011	Desmond	Cox	16.2
1973	Frank	Jones	15.8
2012	Macshara	Rees	15.7
2006	Jabari	McGee	15.5
2014	Macshara	Rees	13.8
1998	David	Dinkins	13.4
1984	Daman	Stephens	12.9
1979	Bernard	McIntosh	12.4

Total Passing Yards

<u>Year</u>	<u>First</u>	<u>Last</u>	<u>Yards</u>
2011	Zach	Lewis	3585
2016	Austin	Gahafer	3404
2015	Austin	Gahafer	3244
2002	David	Caudill	2979
2012	Zach	Lewis	2955
2010	Zach	Lewis	2898

1997	Doug	Turner	2869
2014	Austin	Gahafer	2840
2003	David	Caudill	2660
1989	Chris	Swartz	2592
1990	Chris	Swartz	2548
2013	Austin	Gahafer	2430
1986	Adrian	Breen	2301
1988	Chris	Swartz	2162
2007	Brian	Yost	2142
2005	Brian	Yost	2053
1977	Phil	Simms	2041
1999	David	Dinkins	2011
1984	Mike	Hanlin	1897
2006	Brian	Yost	1891



Chris Swartz

Passing Yards Per Game

<u>Year</u>	<u>First</u>	<u>Last</u>	<u>YPG</u>
2011	Zach	Lewis	325.9
2016	Austin	Gahafer	309.5
2015	Austin	Gahafer	294.9
1997	Doug	Turner	286.9
2012	Zach	Lewis	268.6
2010	Zach	Lewis	263.5
2002	David	Caudill	248.3
2014	Austin	Gahafer	236.7
1989	Chris	Swartz	235.6
1990	Chris	Swartz	231.6
2013	Austin	Gahafer	220.9
1986	Adrian	Breen	209.2
1977	Phil	Simms	204.1
1999	David	Dinkins	201.1
1988	Chris	Swartz	196.5
2007	Brian	Yost	194.7
1987	Chris	Swartz	191.8
1965	Mike	Gottfried	176.1
1969	Bill	Marston	175.4
1984	Mike	Hanlin	174.5

Completions

<u>Year</u>	<u>First</u>	<u>Last</u>	<u>Comp.</u>
2011	Zach	Lewis	324
2015	Austin	Gahafer	291
2014	Austin	Gahafer	288
2012	Zach	Lewis	266
2013	Austin	Gahafer	263
2010	Zach	Lewis	260
2016	Austin	Gahafer	254
1989	Chris	Swartz	214
1990	Chris	Swartz	210
1986	Adrian	Breen	202
2002	David	Caudiill	201
2003	David	Caudiill	198
1988	Chris	Swartz	198
2006	Brian	Yost	170
2007	Brian	Yost	167
1984	Mike	Hanlin	167
2005	Brian	Yost	156
1950	Charles	Porter	145
1999	David	Dinkins	137

Attempts

<u>Year</u>	<u>First</u>	<u>Last</u>	<u>Att.</u>
2011	Zach	Lewis	513
2015	Austin	Gahafer	510
2016	Austin	Gahafer	458
2014	Austin	Gahafer	451
2013	Austin	Gahafer	425
2010	Zach	Lewis	423
2012	Zach	Lewis	402
1989	Chris	Swartz	390
2002	David	Caudill	362
1988	Chris	Swartz	358
1990	Chris	Swartz	354
2003	David	Caudill	338
1984	Mike	Hanlin	316
1986	Adrian	Breen	304
2007	Brian	Yost	296
2006	Brian	Yost	286
1969	Bill	Marston	278
2005	Brian	Yost	275
1977	Phil	Simms	267
1999	David	Dinkins	265

Receiving Yards

<u>Year</u>	<u>First</u>	<u>Last</u>	<u>Yards</u>
2012	Donte	Sawyer	1024
1997	Chris	Berry	1016
1983	Mark	Ledford	948
2015	Justin	Cornwall	919
2011	Donte	Sawyer	904
1969	John	High	857
2003	Ralph	Del Sardo	846
2016	Jake	Raymond	844
1990	Dave	Pingue	836
2001	Toby	Moeves	808
2015	Tanner	Napier	760
1989	Anthony	White	738
2007	Nick	Feldman	735
2015	Jake	Raymond	722

1998	Todd	Chase	714
1988	Ty	Howard	695
2014	Jake	Raymond	697
1977	Dorron	Hunter	687
2002	Ralph	Del Sardo	675
2013	Jake	Raymond	644

Receiving Yards Per Game

<u>Year</u>	<u>First</u>	<u>Last</u>	<u>YPG</u>
1997	Chris	Berry	101.6
2012	Donte	Sawyer	93.1
1983	Mark	Ledford	86.2
1969	John	High	85.7
2015	Justin	Cornwall	83.5
2011	Donte	Sawyer	82.2
2003	Ralph	Del Sardo	76.9
2016	Jake	Raymond	76.7
1990	Dave	Pingue	76.0
2001	Toby	Moeves	74.0
1989	Anthony	White	73.8
1965	Rico	King	69.3
2015	Tanner	Napier	69.1
1977	Dorron	Hunter	68.7
2007	Nick	Feldman	66.8
2015	Jake	Raymond	65.6
1998	Todd	Chase	64.9
1981	Bo	Chambers	64.2
2014	Jake	Raymond	63.4
1988	Ty	Howard	63.2

Receptions

<u>Year</u>	<u>First</u>	<u>Last</u>	<u>Rec.</u>
2012	Donte	Sawyer	81
2015	Justin	Cornwall	77
1983	Mark	Ledford	74
2016	Jake	Raymond	73
2015	Jake	Raymond	72
2014	Jake	Raymond	71
1984	Tod	Short	62
1989	Jerome	Williams	61
2011	Donte	Sawyer	60
1990	Dave	Pingue	58
2013	Jake	Raymond	56
1997	Chris	Berry	54
1982	Mark	Ledford	54
1969	John	High	54
1988	Ty	Howard	52
2013	Kitaro	Lewis	49
2010	Ronnie	McDermott	49

Passing Touchdowns

<u>Year</u>	<u>First</u>	<u>Last</u>	<u>TDs</u>
1997	Doug	Turner	29
2011	Zach	Lewis	28
2016	Austin	Gahafer	25
2012	Zach	Lewis	25
2015	Austin	Gahafer	24
2014	Austin	Gahafer	23
2003	David	Caudill	22
1990	Chris	Swartz	22
2007	Brian	Yost	20
2002	David	Caudill	20
1999	David	Dinkins	20
1984	Michael	Hanlin	20

1950	Charles	Porter	20
2005	Brian	Yost	17
2000	David	Dinkins	17
1987	Adrian	Breen	16
1977	Phil	Simms	15
1998	David	Dinkins	14
2013	Austin	Gahafer	13
1988	Chris	Swartz	13
1965	Mike	Gottfried	13

Rushing Touchdowns

<u>Year</u>	<u>First</u>	<u>Last</u>	<u>TDs</u>
2000	David	Dinkins	21
1999	David	Dinkins	20
1998	David	Dinkins	20
1966	Tommy	Gray	14
1997	Anthony	Ravizee	13
2002	David	Caudill	11
2005	Eli	Parkes	10
2011	Desmond	Cox	9
2008	Jerrod	Pendleton	9
2005	Jabari	McGee	9
1974	Frank	Jones	9
1968	Louis	Rogan	9
1967	Tommy	Gray	9
2016	Trevor	Jones	7
2016	Lawson	Page	7
1984	Daman	Stephens	7
2014	Brandon	Bornhauser	7
2006	Jabari	McGee	7

Receiving Touchdowns

<u>Year</u>	<u>First</u>	<u>Last</u>	<u>TDs</u>
2011	Donte	Sawyer	12
2015	Justin	Cornwall	11
1950	Corkey	Kirtley	10
1997	Todd	Chase	9
1984	Tod	Short	9
2012	Donte	Sawyer	8
1997	Chris	Berry	7
1989	Ty	Howard	7
2016	Darius	Pritchett	6
2015	Jake	Raymond	6
2014	Justin	Cornwall	6
2014	Jake	Raymond	6
2008	Nick	Feldman	6
2007	Erick	Fitzpatrick	6
2003	Eli	Parkes	6
2016	Jake	Raymond	5
2015	Tanner	Napier	5
2007	Nick	Feldman	5
2006	Erick	Fitzpatrick	5
2003	Ralph	Del Sardo	5
2002	Ralph	Del Sardo	5
2001	Toby	Moeves	5
2000	Toby	Moeves	5
2000	Joevon	Stennett	5
1998	Todd	Chase	5

Defense/Special Teams

Total Tackles

<i>Year</i>	<i>First</i>	<i>Last</i>	<i>Tackles</i>
1980	Dan	Gooch	172
1982	Dan	Gooch	169
1989	Doug	Bowell	168
1992	Jamie	Phillips	160
1993	Jamie	Phillips	139
1983	Randy	Frazier	135
2002	Craig	Unger	132
1985	Kelvin	Bellamy	132
1979	Tom	Warren	129
1977	Tom	Warren	129
1984	Joe	Schlager	124
1976	Jerry	Spaeth	124
2012	Jordan	Hendrix	123
2010	Tony	Bachman	122
2012	Dillon	Blackburn	118
1975	Jerry	Spaeth	115
1981	Ken	Alexander	114
2003	Craig	Unger	113
2009	Wes	McDermott	109
2001	Zac	Prewitt	108

Tackles For Loss

<i>Year</i>	<i>First</i>	<i>Last</i>	<i>TFLs</i>
2008	Wes	McDermott	19.5
1990	Richard	Shadwick	19
2016	Colt	Briggs	17.5
1982	Billy	Goldsmith	17
2009	Wes	McDermott	16.5
2004	Craig	Unger	16.5
2008	Andrew	Doan	16
2008	Derick	Steiner	16
1996	Mackenzie	McKnight	16
1984	Joe	Schlager	16
2011	Jerome	Raymond	15.5
1986	Tony	Sergent	15
1985	Barry	Williamson	15
2009	Andrew	Doan	14.5
2003	Odi	Amyanwu	14.5
1989	Jim	Jackson	14
1982	Dan	Gooch	14
1981	Ken	Alexander	14



Brett Mazzaro (43) and Wes McDermott (52)

Sacks

<i>*Year</i>	<i>First</i>	<i>Last</i>	<i>Sacks</i>
1992	Fred	Johnson	12
1987	Tony	Sergent	10.5
2011	Jerome	Raymond	10
1993	Don	Mathews	10
2010	Jerome	Raymond	9
2009	Andrew	Doan	8
1990	Gary	Yowan	8
1996	Mackenzie	McKnight	7.5
1990	Richard	Shadwick	7
1988	David	Gifford	7
1986	Tony	Sergent	7
1997	Ronnie	Wiafe	6.5
2013	Ronald	Cooper	6
2004	Craig	Unger	6
2002	Zac	Prewitt	6
2002	Craig	Unger	6
1991	Fred	Johnson	6
2012	Aaron	Meadows	6
2016	Colt	Briggs	5
2014	Luke	Keller	5
2007	Brett	Mazzaro	5

* Sacks were first recorded at MSU in 1985

Interceptions

<i>Year</i>	<i>First</i>	<i>Last</i>	<i>INTs</i>
2015	Justin	Grier	9
2007	David	Hyland	8
1970	Larry	Baldrige	7
2002	Charles	Byrd	6
1975	Vic	Williams	6
1974	Vic	Williams	6
1969	Ron	Gathright	6
2005	David	Hyland	5
2004	Kwesi	Williams	5
2001	Brandon	Phillips	5
1992	Barry	Clark	5
1988	Monty	McIntyre	5
1967	Leon	Wesley	5
2011	Dexter	Geohagan	4
2008	David	Hyland	4
2006	David	Hyland	4
2003	Kwesi	Williams	4
1994	Cliff	Freeman	4
1990	Darrell	Beavers	4
1989	Darrell	Beavers	4

Forced Fumbles

<i>Year</i>	<i>First</i>	<i>Last</i>	<i>FF</i>
1991	Fred	Johnson	6
2002	Zac	Prewitt	5
1994	Cliff	Freeman	5
1992	Fred	Johnson	5
2007	Brett	Mazzaro	4
2004	Kevin	Cristello	4
1993	Don	Mathews	4
2013	John	Coleman	3
2011	Keaton	May	3
2008	Andrew	Doan	3
2004	Kwesi	Williams	3
2002	Charles	Byrd	3
2001	Joel	Wainscott	3

1997	Ronnie	Wiafe	3
1990	Fred	Johnson	3
1990	Richard	Shadwick	3
1986	Keith	Ferrell	3
1982	Charlie	Franklin	3

Fumble Recoveries

<i>Year</i>	<i>First</i>	<i>Last</i>	<i>FR</i>
1956	Dick	Walter	7
2003	Henry	Frayne	4
1987	Jeff	Hester	4
2014	Eric	Pugh	3
2012	Kameron	Scott	3
2010	Jerome	Raymond	3
2008	Wes	McDermott	3
2004	Dean	Anderson	3
2004	Kwesi	Williams	3
2003	Luigi	Lombardo	3
1988	Darrell	Beavers	3
1985	Kelvin	Bellamy	3
1985	Allen	Montgomery	3
1983	Keith	Curry	3
1981	Ken	Alexander	3
1981	Brian	Mink	3
1981	Carey	Reid	3
1979	Rodney	Jefferson	3
2015	Christian	Robinson	3

Punting Average

<i>Year</i>	<i>First</i>	<i>Last</i>	<i>Avg.</i>
1986	Greg	Burke	44.1
1982	John	Christopher	43.9
1981	John	Christopher	43.3
1985	Greg	Burke	43.1
1976	Don	Rardin	42.8
1975	Don	Rardin	42.8
1998	Todd	Dinkel	41.7
1979	John	Christopher	41.4
2008	Mason	Webb	41.2
1984	Greg	Burke	41.0
2006	Mason	Webb	40.9
2015	Pat	DiSalvio	39.9
1980	John	Christopher	39.8
2007	Mason	Webb	39.5
2001	Bill	Ballard	39.5
1974	Don	Rardin	39.5
1969	Bill	Martson	39.3
1962	Mike	Brown	39.3
2016	Pat	DiSalvio	39.2

Career Best Lists

Offense

Rushing Yards

<i>Years</i>	<i>First</i>	<i>Last</i>	<i>Yards</i>
1997-00	David	Dinkins	3782
1995-98	Anthony	Ravizee	2930
1972-74	Frank	Jones	2477
2011-15	Macshara	Rees	2371
1988-90	Jerome	Williams	1970
1968-69	Louis	Rogan	1820
2008-11	Desmond	Cox	1783
1991-92	Darrin	Harris	1708
1965-67	Tommie	Gray	1604
2005-06	Jabari	McGee	1546

Passing Yards

<i>Years</i>	<i>First</i>	<i>Last</i>	<i>Yards</i>
2013-16	Austin	Gahafer	11918
2009-12	Zach	Lewis	10251
1987-90	Chris	Swartz	9028
2001-03	David	Caudill	7236
2004-07	Brian	Yost	6392
1997-00	David	Dinkins	5572
1975-78	Phil	Simms	5545
1997-98	Doug	Turner	4209
1970-73	Dave	Schaetzke	4036
1962-65	Mike	Gottfried	3553

Passing Yards Per Game

<i>Years</i>	<i>First</i>	<i>Last</i>	<i>YPG</i>
2013-16	Austin	Gahafer	264.8
2009-12	Zach	Lewis	256.3
2001-03	David	Caudill	212.8
1997-98	Doug	Turner	210.4
1987-90	Chris	Swartz	209.9
2004-07	Brian	Yost	163.9
1997-00	David	Dinkins	163.9
1975-78	Phil	Simms	138.6
1962-65	Dave	Schaetzke	103.5
1962-65	Mike	Gottfried	101.5

Passing Completions

<i>Years</i>	<i>First</i>	<i>Last</i>	<i>Comp.</i>
2013-16	Austin	Gahafer	1096
2009-12	Zach	Lewis	936
1987-90	Chris	Swartz	774
2004-07	Brian	Yost	519
2001-03	David	Caudill	503
1975-78	Phil	Simms	409
1997-00	David	Dinkins	398
1970-73	Dave	Schaetzke	287
1997-98	Doug	Turner	276
1962-65	Mike	Gottfried	262

Passing Attempts

<u>Years</u>	<u>First</u>	<u>Last</u>	<u>Att.</u>
2013-16	Austin	Gahafer	1844
2009-12	Zach	Lewis	1499
1987-90	Chris	Swartz	1407
2004-07	Brian	Yost	922
2001-03	David	Caudill	901
1975-78	Phil	Simms	836
1997-00	David	Dinkins	707
1970-73	Dave	Schaetzke	639
1962-65	Mike	Gottfried	556
1997-98	Doug	Turner	453

Passing Touchdowns

<u>Years</u>	<u>First</u>	<u>Last</u>	<u>TDs</u>
2013-16	Austin	Gahafer	85
2009-12	Zach	Lewis	72
1987-90	Chris	Swartz	55
2001-03	David	Caudill	53
1997-00	David	Dinkins	51
2004-07	Brian	Yost	50
1975-77	Phil	Simms	32
1970-73	Dave	Schaetzke	31
1962-65	Mike	Gottfried	31

Receiving Yards

<u>Years</u>	<u>First</u>	<u>Last</u>	<u>Yards</u>
2012-16	Jake	Raymond	2907
2009-12	Donte	Sawyer	2555
1968-71	John	High	1995
1981-83	Mark	Ledford	1965
2005-08	Nick	Feldman	1728
2000-03	Ralph	Del Sardo	1698
1998-01	Toby	Moeves	1684
1974-76	Keith	Mescher	1360
2006-08	Erick	Fitzpatrick	1212
1980-81	Bo	Chambers	1154
1977-78	Dorron	Hunter	1135

Receptions

<u>Years</u>	<u>First</u>	<u>Last</u>	<u>Rec.</u>
2012-16	Jake	Raymond	272
2009-13	Donte	Sawyer	199
1982-83	Mark	Ledford	128
2005-08	Nick	Feldman	112
1969-71	John	High	103
2006-08	Erick	Fitzpatrick	100
1974-76	Keith	Mescher	91
1995-97	Chris	Berry	91
1984	Tod	Short	62
1970-72	Gary	Shirk	59

Defense/Special Teams**Total Tackles**

<u>Year</u>	<u>First</u>	<u>Last</u>	<u>Tackles</u>
1979-82	Dan	Gooch	398
1973-76	Jerry	Spaeth	382
1986-89	Doug	Bowell	378
1991-93	Jamie	Phillips	365
1976-79	Thomas	Warren	347
2002-04	Craig	Unger	346
1982-86	Randy	Frazier	331
2013-16	Ryan	Bennett	296

2004-07	Brett	Mazzaro	253
1985-86	Kelvin	Bellamy	234
1981-84	Joe	Schlager	187

Interceptions

<u>Year</u>	<u>First</u>	<u>Last</u>	<u>INTs</u>
2005-08	David	Hyland	21
1984-88	Monty	McIntyre	21
1972-75	Vic	Williams	15
1980-83	Chris	Spaulding	14
2002-06	Kwesi	Williams	13
2012-15	Justin	Grier	12
1989-92	Tyrone	Fisher	11
1992-95	Barry	Clark	8
1978-81	Ken	Hopkins	8
1987-90	Darrell	Beavers	7
1964-67	Tommie	Gray	5

Year-by-Year Results

1927		1933		Murray State	L, 20-7
Opponent	Score	Opponent	Score	at Transylvania	W, 20-0
Morris Harvey	L, 77-0	at East Tennessee	L, 7-6	Eastern Kentucky	W, 7-6
Rio Grande	W, 18-12	at Union	L, 20-0	at Concord	W, 25-0
Eastern Kentucky	L, 12-6	Louisville	W, 13-0	at Alfred Holbrook	W, 38-6
Union	W, 39-0	Eastern Kentucky	L, 6-0	Davis & Elkins	W, 7-0
Broaddus	W, 83-0	Transylvania	T, 0-0	Record: 6-2 Coach: Ellis T. Johnson	
Record: 3-2 Coach: George D. Downing		New River State	L, 19-7		
		Record: 1-4-1 Coach: George D. Downing		1940	
1928		1934		Opponent	Score
Opponent	Score	Opponent	Score	Marshall	L, 13-6
Morris Harvey	W, 19-12	at Centre	L, 47-0	at Murray State	T, 0-0
Xavier	L, 45-6	Rio Grande	W, 13-8	Salem	W, 27-0
Marshall	L, 36-0	Union	L, 15-8	at Alfred Holbrook	W, 46-0
Kentucky "B"	W, 20-0	at Transylvania	L, 12-2	at Eastern Kentucky	L, 27-13
Eastern Kentucky	W, 18-0	at Eastern Kentucky	L, 12-0	Western Kentucky	T, 0-0
Union	W, 36-6	East Tennessee	W, 13-12	Transylvania	W, 6-0
Sue Bennett	W, 50-0	at Union	L, 20-0	Record: 3-2-2 Coach: Ellis T. Johnson	
Alderson	W, 51-0	Record: 2-4 Coach: George D. Downing		1941	
Rio Grande	W, 26-0			Opponent	Score
Record: 7-2 Coach: George D. Downing		1935		at Western Kentucky	L, 14-0
		Opponent	Score	Davis Elkins	W, 28-7
1929		Rio Grande	L, 7-6	Rio Grande	W, 104-0
Opponent	Score	at Georgetown	L, 19-0	at Murray State	L, 16-7
at Kentucky Wesleyan	L, 21-13	at Union	L, 31-0	Concord	W, 12-6
at Transylvania	W, 51-13	Transylvania	L, 26-0	at Marshall	L, 28-7
at Campbellsville	W, 54-6	Eastern Kentucky	L, 53-0	Eastern Kentucky	L, 33-13
at Eastern Kentucky	W, 13-6	Alfred Holbrook	W, 7-0	Record: 3-4 Coach: Ellis T. Johnson	
Salem	L, 36-7	at Louisville	L, 20-0		
Glenview	L, 21-7	Record: 1-6 Coach: George D. Downing		1942	
at New River State	L, 36-6			Opponent	Score
Morris Harvey	W, 20-0	1936		at Marshall	T, 0-0
Record: 4-4 Coach: George D. Downing		Opponent	Score	Murray State	W, 13-0
		Murray State	L, 14-7	at Western Kentucky	L, 9-0
1930		Georgetown	T, 0-0	at Morris Harvey	T, 0-0
Opponent	Score	Union	T, 6-6	West Virginia Tech	W, 13-6
Sue Bennett	W, 13-6	at Transylvania	W, 7-0	at Eastern Kentucky	W, 20-0
at West Liberty	L, 32-0	at Eastern Kentucky	W, 19-7	Maryville	W, 18-6
Kentucky "B"	L, 42-0	Tennessee Tech	W, 14-0	Record: 4-1-2 Coach: Ellis T. Johnson	
at Eastern Kentucky	L, 13-0	Louisville	W, 14-7		
Cedarville	W, 7-0	Record: 4-1-2 Coach: Ellis T. Johnson		1943	No Games Scheduled Due To War
Morris Harvey	L, 8-6	1937		1944	No Games Scheduled Due To War
Union	L, 34-0	Opponent	Score	1945	No Games Scheduled Due To War
at Glenville	L, 33-0	Cincinnati	W, 7-0		
Record: 2-6 Coach: George D. Downing		East Tennessee	W, 19-0	1946	
		at Georgetown	W, 19-0	Opponent	Score
1931		Alfred Holbrook	W, 66-0	at Morris Harvey	W, 39-6
Opponent	Score	Transylvania	W, 7-6	at Murray State	L, 38-19
Concord	W, 6-0	Eastern Kentucky	W, 26-0	West Liberty	W, 26-0
at Sue Bennett	W, 7-0	at Tennessee Tech	W, 26-0	Eastern Kentucky	W, 12-6
at Morris Harvey	L, 19-0	at Murray State	W, 9-6	Western Kentucky	W, 36-7
Transylvania "B"	W, 32-7	L, 32-7		at Marshall	W, 29-20
at Union	W, 12-0	Record: 7-1 Coach: Ellis T. Johnson		Union	W, 55-7
Eastern Kentucky	T, 0-0			Record: 6-1 Coach: Ellis T. Johnson	
at Rio Grande	L, 12-20	1938		1947	
Record: 4-2-1 Coach: George D. Downing		Opponent	Score	Opponent	Score
		Lawrence Tech	W, 76-0	at Kentucky "B"	L, 21-0
1932		Alfred Holbrook	W, 58-0	at Otterbein	T, 6-6
Opponent	Score	Murray State	L, 14-0	at Marshall	L, 38-12
Armstrong	W, 12-0	Transylvania	W, 21-0	Murray State	L, 13-6
at Concord	L, 13-0	at Eastern Kentucky	T, 0-0	Kentucky "B"	L, 24-0
Rio Grande	W, 10-7	Georgetown	W, 58-0	West Liberty	T, 18-18
at Louisville	W, 20-0	at Cent. Teachers	W, 58-0	at Georgetown	W, 13-6
Union	T, 0-0	Record: 5-1-1 Coach: Ellis T. Johnson		at Eastern Kentucky	L, 34-7
at Eastern Kentucky	L, 19-0	1939		at Western Kentucky	L, 20-0
at Transylvania	W, 19-7	Opponent	Score	Record: 1-6-2 Coach: Ellis T. Johnson	
Record: 4-2-1 Coach: George D. Downing		West Liberty	W, 13-0		
		at Western Kentucky	L, 2-0		

Year-by-Year Results

1965		1970		1975	
Opponent	Score	Opponent	Score	Opponent	Score
Marshall	L, 22-12	Marshall	L, 17-7	at Marshall	W, 19-16
Youngstown State*	W, 12-9	at Middle Tennessee	L, 14-6	Middle Tennessee	L, 12-10
at Tennessee Tech	W, 15-14	Murray State	W, 24-7	at Murray State	L, 17-3
Murray State	L, 13-12	at Austin Peay	W, 24-6	Austin Peay	L, 20-10
at Austin Peay	L, 26-21	Fairmont State	W, 27-7	at Youngstown State	L, 28-0
Middle Tennessee	L, 30-28	Tennessee Tech	W, 31-10	at Tennessee Tech	L, 28-13
East Tennessee	W, 35-21	Western Kentucky	L, 24-14	at Western Kentucky	L, 14-10
at Western Kentucky	W, 21-12	at East Tennessee	L, 13-7	East Tennessee	L, 8-7
Eastern Kentucky	L, 38-20	Kentucky State	W, 28-6	Akron	W, 7-0
Record: *4-5 Coach: Guy Penny		at Eastern Kentucky	W, 16-13	Eastern Kentucky	L, 17-9
*Later forfeited to Youngstown State		Record: 6-4 Coach: Jake Hallum		Record: 3-7 Coach: Roy Terry	
1966		1971		1976	
Opponent	Score	Opponent	Score	Opponent	Score
Marshall	L, 27-20	Marshall	W, 29-6	Marshall*	W, 31-14
at Youngstown State	W, 21-12	Middle Tennessee	L, 9-7	at Akron	L, 26-6
Tennessee Tech	W, 14-7	at Murray State	W, 48-14	at Middle Tennessee	L, 21-0
at Murray State	W, 30-9	Austin Peay	W, 22-0	Murray State	L, 7-6
Austin Peay	W, 21-10	at Fairmont State	W, 51-22	at Austin Peay	L, 27-13
at Middle Tennessee	L, 20-7	at Tennessee Tech	L, 26-8	Youngstown State	L, 33-17
at East Tennessee	W, 13-7	at Western Kentucky	L, 34-11	Tennessee Tech	L, 28-23
Western Kentucky	W, 12-7	East Tennessee	W, 19-7	Western Kentucky	W, 21-0
at Eastern Kentucky	W, 21-19	at Illinois State	W, 28-12	at East Tennessee	W, 17-7
Record: 7-2 - OVC Champions Coach: Guy Penny		Eastern Kentucky	W, 10-7	UT-Martin	L, 40-0
		Record: 7-3 Coach: Jake Hallum		at Eastern Kentucky	L, 31-12
				Record: *3-8 Coach: Wayne Chapman	
				*Later forfeited to Marshall	
1967		1972		1977	
Opponent	Score	Opponent	Score	Opponent	Score
Marshall	W, 30-6	Xavier	L, 26-7	Akron	W, 13-12
Middle Tennessee	W, 21-19	at Marshall	L, 27-24	at Marshall	L, 38-26
at Murray State	L, 21-15	at Middle Tennessee	T, 35-35	Middle Tennessee	W, 24-21
Austin Peay	L, 10-8	Murray State	W, 27-24	at Murray State	W, 17-3
at Kentucky State	W, 20-16	at Austin Peay	W, 31-21	Austin Peay	L, 21-7
at Tennessee Tech	W, 21-16	Tennessee Tech	L, 28-17	at Tennessee Tech	L, 24-22
at Western Kentucky	L, 30-19	Western Kentucky	L, 35-6	at Western Kentucky	T, 20-20
East Tennessee	L, 16-0	at East Tennessee	W, 14-7	East Tennessee	L, 37-34
at Central Michigan	L, 9-7	Illinois State	L, 20-0	at UT-Martin	L, 49-7
Eastern Kentucky	T, 7-7	at Eastern Kentucky	L, 28-6	Eastern Kentucky	L, 42-13
Record: 4-5-1 Coach: Guy Penny		Record: 3-6-1 Coach: Roy Terry		Record: 3-6-1 Coach: Wayne Chapman	
1968		1973		1978	
Opponent	Score	Opponent	Score	Opponent	Score
at Marshall	T, 7-7	at Central State	L, 31-24	Kentucky State	T, 7-7
at Middle Tennessee	L, 27-18	at Marshall	L, 24-17	at Middle Tennessee	L, 9-6
Murray State	L, 28-21	Middle Tennessee	W, 28-22	Murray State	W, 49-32
at Austin Peay	L, 17-16	at Murray State	L, 30-16	at Austin Peay	L, 19-16
Youngstown State	W, 35-26	Austin Peay	W, 23-22	at UT-Martin	L, 13-9
Tennessee Tech	W, 24-12	Fairmont State	W, 42-7	Tennessee Tech	L, 21-20
Western Kentucky	L, 24-21	at Tennessee Tech	W, 23-10	Western Kentucky	L, 35-7
at East Tennessee	L, 16-13	at Western Kentucky	L, 34-7	at East Tennessee	W, 31-30
Kentucky State	W, 46-0	East Tennessee	W, 38-28	at Eastern Kentucky	L, 30-0
at Eastern Kentucky	L, 35-7	at Carson-Newman	W, 23-14	Record: 2-6-1 Coach: Wayne Chapman	
Record: 3-6-1 Coach: Jake Hallum		Eastern Kentucky	L, 37-25		
		Record: 6-5 Coach: Roy Terry			
1969		1974		1979	
Opponent	Score	Opponent	Score	Opponent	Score
at Marshall	W, 27-14	Marshall	W, 14-12	at Kentucky State	W, 14-7
Middle Tennessee	W, 35-9	Murray State	L, 25-24	Middle Tennessee	W, 28-7
Murray State	L, 13-7	at Middle Tennessee	L, 23-14	at Murray State	L, 31-7
at Austin Peay	W, 29-18	at West Carolina	L, 31-12	Austin Peay	W, 7-0
Youngstown State	W, 21-12	at Austin Peay	L, 17-15	UT-Martin	W, 7-0
Tennessee Tech	L, 21-6	at Ohio	L, 49-10	at Tennessee Tech	T, 3-3
at Western Kentucky	L, 27-2	Tennessee Tech	W, 14-7	at Western Kentucky	W, 3-0
at East Tennessee	L, 27-7	Western Kentucky	L, 36-0	Akron	L, 23-17
Kentucky State	W, 13-0	at East Tennessee	L, 13-0	at James Madison	L, 16-3
at Eastern Kentucky	W, 23-11	Wisconsin-LaCrosse	W, 30-15	Eastern Kentucky	L, 34-7
Record: 6-4 Coach: Jake Hallum		at Eastern Kentucky	L, 21-14	Record: 5-4-1 Coach: Tom Lichtenberg	
		Record: 3-8 Coach: Roy Terry			

Year-by-Year Results

1980		1985		1990	
Opponent	Score	Opponent	Score	Opponent	Score
Marshall	L, 35-8	Marshall	L, 27-10	at Marshall	L, 28-14
James Madison	W, 21-18	at James Madison	L, 35-14	Western Kentucky	L, 24-0
at Middle Tennessee	W, 17-10	Salem	W, 41-14	at Kentucky State	W, 35-13
Murray State	L, 30-6	Middle Tennessee	L, 33-14	at Liberty	L, 42-13
at Austin Peay	L, 23-21	at Murray State	L, 35-9	Morgan State	W, 47-0
at Youngstown State	W, 20-14	Austin Peay	L, 14-10	at Tennessee Tech	L, 24-7
Tennessee Tech	L, 31-29	Akron	L, 38-9	Austin Peay	W, 34-7
Western Kentucky	L, 17-7	at Tennessee Tech	L, 59-6	Samford	L, 25-22
at Liberty Baptist	L, 23-20	at Western Kentucky	L, 26-13	at Middle Tennessee	L, 37-0
Kentucky State	W, 15-10	Eastern Kentucky	L, 26-0	Murray State	W, 69-6
at Eastern Kentucky	L, 18-14	at Youngstown State	L, 20-17	at Eastern Kentucky	W, 27-17
Record: 4-7 Coach: Tom Lichtenberg		Record: 1-10 Coach: Bill Baldrige		Record: 5-6 Coach: Cole Proctor	
1981		1986		1991	
Opponent	Score	Opponent	Score	Opponent	Score
at Marshall	L, 20-17	at Marshall	W, 19-10	at Samford	L, 52-14
Middle Tennessee	L, 20-7	James Madison	W, 27-24	at Marshall	L, 70-11
at Murray State	L, 20-7	at Wichita State	W, 36-35	at Western Kentucky	L, 48-21
Austin Peay	L, 42-28	Kentucky State	W, 33-10	UT-Martin	L, 32-28
at Akron	L, 31-14	Austin Peay	W, 27-10	Liberty	W, 12-10
at Tennessee Tech	L, 35-17	at Tennessee Tech	W, 28-20	at Murray State	W, 20-10
at Western Kentucky	L, 19-15	at Akron	L, 30-7	Tennessee Tech	W, 21-20
Liberty Baptist	W, 34-10	Murray State	L, 45-11	Austin Peay	W, 33-14
Youngstown State	L, 38-7	at Middle Tennessee	L, 24-7	at Southeast Missouri	L, 17-16
Eastern Kentucky	L, 21-17	Youngstown State	W, 27-24	Middle Tennessee	L, 31-3
Record: 1-9 Coach: Steve Loney		at Eastern Kentucky	L, 23-6	Eastern Kentucky	L, 41-10
		Record: 7-4 Coach: Bill Baldrige		Record: 4-7 Coach: Cole Proctor	
1982		1987		1992	
Opponent	Score	Opponent	Score	Opponent	Score
Franklin	W, 24-17	at Marshall	L, 29-0	at Marshall	L, 49-7
Kentucky State	W, 28-6	Kentucky State	W, 37-0	West Virginia State	L, 22-0
at Middle Tennessee	L, 30-0	at James Madison	L, 44-10	at UT-Martin	L, 20-7
Murray State	W, 13-10	Southern Arkansas	L, 38-23	at East Tennessee	L, 27-7
Austin Peay	L, 17-16	at Austin Peay	L, 20-13	Tennessee State	L, 24-14
at Akron	L, 28-6	Tennessee Tech	L, 52-14	Murray State	W, 31-7
Tennessee Tech	W, 38-14	at Murray State	L, 53-15	at Tennessee Tech	L, 31-12
Western Kentucky	W, 17-13	Middle Tennessee	W, 7-3	at Austin Peay	W, 41-34
at Liberty Baptist	L, 13-10	at Youngstown State	L, 38-14	Southeast Missouri	W, 20-17
Youngstown State	L, 38-19	Eastern Kentucky	L, 23-0	at Middle Tennessee	L, 70-0
at Eastern Kentucky	L, 20-3	Record: 2-8 Coach: Bill Baldrige		Eastern Kentucky	L, 37-9
Record: 5-6 Coach: Steve Loney				Record: 3-8 Coach: Cole Proctor	
1983		1988		1993	
Opponent	Score	Opponent	Score	Opponent	Score
at Kentucky State	L, 7-3	Marshall	L, 30-17	at Marshall	L, 56-0
Marshall	L, 35-0	Western Kentucky	L, 34-0	at Alabama-Birmingham	L, 52-14
Middle Tennessee	L, 56-17	at Kentucky State	W, 29-12	West Virginia Tech	W, 52-14
at Murray State	L, 38-0	at Liberty	L, 34-9	at Tennessee Tech	L, 21-3
Austin Peay	L, 14-3	Samford	L, 18-17	at Southeast Missouri	W, 23-21
Akron	L, 31-0	Murray State	L, 29-22	Middle Tennessee	L, 45-0
at Tennessee Tech	L, 14-3	at Middle Tennessee	L, 49-0	Austin Peay	W, 23-10
at Western Kentucky	L, 38-7	Tennessee State	L, 29-14	at Tennessee State	L, 15-0
Liberty Baptist	W, 24-16	Austin Peay	W, 43-6	at Murray State	L, 39-0
Eastern Kentucky	L, 56-0	at Tennessee Tech	W, 20-3	UT-Martin	L, 17-0
at Youngstown State	W, 27-20	Eastern Kentucky	L, 39-17	Eastern Kentucky	L, 44-7
Record: 2-9 Coach: Steve Loney		Record: 3-8 Coach: Bill Baldrige		Record: 3-8 Coach: Cole Proctor	
1984		1989		1994	
Opponent	Score	Opponent	Score	Opponent	Score
Georgetown	W, 31-0	at Marshall	L, 30-7	at Marshall	L, 71-7
at Marshall	L, 40-6	Kentucky State*	W, 38-0	East Tennessee	L, 44-0
James Madison	L, 38-28	Liberty	L, 34-14	Tennessee State	L, 48-10
at Middle Tennessee	L, 42-28	at Samford*	W, 35-28	Tennessee Tech	L, 56-14
Murray State	L, 58-28	at Murray State	L, 27-13	Southeast Missouri	L, 45-20
at Austin Peay	L, 21-14	Middle Tennessee	L, 34-32	at Middle Tennessee	L, 63-6
at Akron	L, 27-4	at Tennessee State	L, 23-14	at Austin Peay	L, 73-6
Tennessee Tech	W, 43-14	at Austin Peay*	W, 23-22	Alabama-Birmingham	L, 36-15
Western Kentucky	L, 33-31	Tennessee Tech*	W, 14-8	Murray State	L, 45-6
at Eastern Kentucky	L, 48-38	at Cincinnati	W, 13-10	at UT-Martin	L, 21-7
Youngstown State	L, 35-31	Eastern Kentucky	L, 38-31	at Eastern Kentucky	L, 54-7
Record: 2-9 Coach: Bill Baldrige		Record: 5-6 Coach: Bill Baldrige		Record: 0-11 Matt Ballard	
		*Later forfeited			

Year-by-Year Results

1995		2000		2005	
Opponent	Score	Opponent	Score	Opponent	Score
Kentucky Wesleyan	W, 36-11	Butler	W, 46-43	at Saint Francis (Pa.)	W, 26-25
Middle Tennessee	L, 42-0	at Dayton	L, 55-14	Newberry	W, 35-33
UT-Martin	L, 49-24	at Valparaiso	W, 28-24	at Valparaiso	W, 48-7
Charleston Southern	L, 34-22	at Davidson (OT)	L, 38-31	Dayton	L, 42-7
at Tennessee State	L, 45-14	Bowie State	W, 56-14	at Butler	W, 58-10
at Murray State	L, 63-13	at Austin Peay	W, 73-10	at Jacksonville	W, 31-12
Tennessee Tech	L, 36-23	Kentucky Wesleyan	W, 63-34	Austin Peay	W, 44-12
Austin Peay	W, 26-13	at Southern Utah	L, 35-21	Davidson	W, 31-13
at Southeast Missouri	L, 21-12	Westminster	W, 42-38	Tiffin	L, 17-14
at Eastern Kentucky	L, 41-10	Record: 6-3 Coach: Matt Ballard		at Missouri-Rolla	W, 56-55
Record: 2-8 Coach: Matt Ballard				at Georgia Southern	L, 63-17
		2001		at San Diego (PFL Championship Game)	L, 47-40
1996		Opponent	Score	Record: 8-4 - PFL South Champions Coach: Matt Ballard	
Opponent	Score	Tusculum	L, 34-27		
at Dayton	L, 52-6	at Butler	L, 29-27	2006	
at Valparaiso	W, 24-0	at Jacksonville	L, 39-27	Opponent	Score
Kentucky Wesleyan	W, 24-18	Dayton	L, 42-22	at Western Illinois	L, 31-6
at Charleston Southern	W, 30-27	Valparaiso	W, 24-10	at Newberry	L, 23-7
at Wofford	L, 41-14	Davidson	W, 28-17	Valparaiso	L, 42-35
St. Joseph's - Ind.	L, 26-22	at UT-Martin	W, 31-13	Missouri-Rolla	L, 49-37
Quincy	W, 64-14	at Kentucky State	L, 21-14	at Drake	L, 33-7
Western Kentucky	L, 31-26	Austin Peay	W, 29-24	at Dayton	W, 22-15
at Evansville	W, 38-21	at Kentucky Wesleyan	W, 34-3	Davidson	L, 27-24
West Virginia State	W, 60-22	at Tiffin	W, 35-14	Jacksonville	L, 28-24
Record: 6-4 Coach: Matt Ballard		Record: 6-5 Coach: Matt Ballard		at San Diego	L, 44-21
				at Butler	W, 14-7
		2002		Austin Peay	L, 23-21
1997		Opponent	Score	Record: 2-9 Coach: Matt Ballard	
Opponent	Score	Cumberland (Ky.)	W, 31-0		
Austin Peay	W, 55-43	at Valparaiso	W, 27-17	2007	
Valparaiso	W, 56-24	Kentucky State	W, 20-15	Opponent	Score
Dayton	L, 42-28	at Tusculum	L, 42-0	at Saint Francis (Pa.)	W, 24-21
at South Florida	L, 33-17	Butler	W, 53-20	West Virginia Tech	W, 34-7
Wofford	W, 37-35	at Davidson	W, 39-7	Robert Morris	L, 9-8
at Miles	W, 56-41	St. Joseph's	W, 40-7	Dayton	W, 42-35
at St. Joseph's	W, 37-7	Jacksonville	W, 48-14	at Davidson	W, 49-21
at Western Kentucky	L, 38-24	at Austin Peay	W, 45-25	at Jacksonville	L, 34-24
Charleston Southern	W, 55-27	Tiffin	W, 24-13	Butler	W, 24-3
Evansville	W, 54-27	at Dayton	L, 30-20	at Valparaiso	W, 16-14
Record: 7-3 Coach: Matt Ballard		Dayton (PFL Championship Game)	L, 28-0	Drake	W, 33-0
		Record: 9-3 - PFL South Champions Coach: Matt Ballard		San Diego	L, 27-14
				at Western Kentucky	L, 52-12
		2003		Record: 7-4 Coach: Matt Ballard	
1998		Opponent	Score		
Opponent	Score	Dayton	L, 12-0	2008	
at Austin Peay	W, 44-21	at Coastal Carolina	W, 31-6	Opponent	Score
Butler	W, 55-17	at Appalachian State	L, 24-21	Southern Virginia	W, 49-6
at Valparaiso	W, 29-19	Drake	W, 34-17	at Robert Morris	L, 27-13
at Dayton (OT)	W, 35-34	at Valparaiso	W, 32-26	at Eastern Kentucky	L, 16-8
Elon	L, 59-0	Austin Peay	W, 49-0	Saint Francis (Pa.)	W, 36-21
Thomas More	W, 58-26	Davidson	W, 35-10	Davidson	W, 26-13
at VMI	W, 41-38	at Jacksonville	W, 20-16	at San Diego	L, 41-17
Bethel	W, 56-0	Duquesne	W, 15-10	Jacksonville	L, 40-9
at Charleston Southern	W, 27-20	at Charleston (W.Va.)	W, 48-10	at Butler	L, 31-21
Kentucky Wesleyan	W, 53-34	at Valparaiso (PFL Championship Game)	L, 54-42	Valparaiso	W, 44-10
at South Florida	L, 38-22	Record: 8-3 - PFL South Champions Coach: Matt Ballard		at Drake	L, 19-15
Record: 9-2 Coach: Matt Ballard				at Dayton	W, 14-13
		2004		Campbell	W, 42-7
1999		Opponent	Score	Record: 6-6 Coach: Matt Ballard	
Opponent	Score	Coastal Carolina	L, 28-7		
Davidson	W, 40-0	at Dayton	L, 28-0	2009	
at Butler	W, 56-34	Butler	W, 15-7	Opponent	Score
Dayton	W, 50-39	at Drake	L, 42-12	Southern Virginia	W, 61-10
at West Georgia (OT)	L, 34-28	Valparaiso	W, 29-23	at St. Francis	L, 31-0
at New Haven	L, 52-22	at Austin Peay	W, 28-14	at North Carolina Central (2OT)	W, 13-10
Valparaiso	L, 31-21	at Davidson	L, 14-10	Butler (OT)	L, 28-21
Austin Peay	W, 47-7	Jacksonville	W, 28-14	Dayton	L, 30-15
at Kentucky Wesleyan	W, 56-21	Saint Francis (Pa.)	W, 7-2	at Davidson	L, 16-10
at Elon	L, 41-6	Charleston (W.Va.)	W, 49-3	Jacksonville	L, 39-0
Southern Utah	L, 51-33	at Duquesne	L, 36-33 (OT)	Marist	L, 24-14
Record: 5-5 Coach: Matt Ballard		Drake (PFL Championship Game)	L, 20-17	Campbell	L, 31-22
		Record: 6-6 - PFL South Champions Coach: Matt		San Diego	L, 13-7
				Valparaiso	W, 29-6
				Record: 3-8 Coach: Matt Ballard	

Year-by-Year Results

2010

Opponent

at James Madison	Score	Valparaiso	W, 48-7
St. Francis (Pa.)	L, 48-7	at Butler	L, 62-52
at Dayton	W, 31-21	at San Diego	L, 49-28
at Marist	L, 34-28	Stetson	W, 41-18
at Georgia State	W, 45-39	at Charlotte	L, 52-14
Davidson	L, 37-10	Record: 4-8 Coach: Rob Tenyer	
at Butler	L, 17-10		
Jacksonville	W, 21-20		
at San Diego	L, 61-17		
Valparaiso	L, 34-0		
Campbell	W, 37-15		
Record: 5-6 Coach: Matt Ballard	W, 30-24 (OT)		

2011

Opponent

Kentucky Christian	Score	Valparaiso	W, 67-0
at Illinois State	L, 52-21	at Butler	L, 62-52
at St. Francis (Pa.)	L, 50-49	at San Diego	L, 49-28
San Diego	L, 48-44	Stetson	W, 41-18
at Valparaiso	W, 38-14	at Charlotte	L, 52-14
Drake	L, 41-26	Record: 4-8 Coach: Rob Tenyer	
at Jacksonville	L, 50-14		
Dayton	L, 30-28		
at Campbell	L, 41-31		
at Davidson	L, 28-24		
Butler	W, 55-35		
Record: 3-8 Coach: Matt Ballard			

2012

Opponent

Southern Virginia	Score	Valparaiso	W, 55-0
at Eastern Kentucky	L, 24-17	at Butler	L, 62-52
Saint Francis (Pa.)	L, 57-23	at San Diego	L, 49-28
at Drake	L, 28-25	Stetson	W, 41-18
Jacksonville	L, 38-17	at Charlotte	L, 52-14
at Dayton	L, 41-27	Record: 4-8 Coach: Rob Tenyer	
at Butler	L, 39-35		
Campbell	W, 70-28		
Davidson	W, 49-14		
at San Diego	L, 41-28		
Valparaiso	W, 76-24		
Record: 4-7 Coach: Matt Ballard			

2013

Opponent

Pikeville	Score	Valparaiso	L, 13-10
at Youngstown State	L, 67-13	at Butler	L, 62-52
at Jacksonville	L, 69-16	at San Diego	L, 49-28
Eastern Kentucky	L, 56-24	Stetson	W, 41-18
Davidson	W, 45-14	at Charlotte	L, 52-14
at Campbell	W, 45-36	Record: 4-8 Coach: Rob Tenyer	
at Valparaiso	W, 42-28		
Dayton	L, 42-14		
at Drake	L, 56-14		
San Diego	L, 56-3		
Butler	L, 8-27		
Charlotte	L, 61-17		
Record: 3-9 Coach: Rob Tenyer			

2014

Opponent

at Richmond	Score	Valparaiso	L, 55-10
Pikeville	W, 49-36	at Butler	L, 62-52
at Eastern Kentucky	L, 55-13	at San Diego	L, 49-28
at Davidson	W, 40-32	Stetson	W, 41-18
Campbell	L, 31-24	at Charlotte	L, 52-14
Jacksonville	L, 45-26	Record: 4-8 Coach: Rob Tenyer	
at Dayton	L, 41-7		

Valparaiso	Score	Valparaiso	W, 48-47
at Butler	L, 62-52	at Butler	L, 62-52
at San Diego	L, 49-28	at San Diego	L, 49-28
Stetson	W, 41-18	Stetson	W, 41-18
at Charlotte	L, 52-14	at Charlotte	L, 52-14
Record: 4-8 Coach: Rob Tenyer		Record: 4-8 Coach: Rob Tenyer	

2015

Opponent

at James Madison	Score	Valparaiso	L, 56-7
at VMI	L, 43-40	at Butler	L, 62-52
Kentucky Christian	W, 28-0	at San Diego	L, 49-28
Davidson	W, 34-0	Stetson	W, 41-18
at Jacksonville	L, 30-26	at Charlotte	L, 52-14
Butler	W, 34-21	Record: 4-8 Coach: Rob Tenyer	
at Campbell	W, 31-27		
Drake	W, 38-35 (3OT)		
Dayton	L, 20-15		
at Valparaiso	W, 36-29		
at Marist	W, 20-17		
Record: 7-4 Coach: Rob Tenyer			

2016

Opponent

at James Madison	Score	Valparaiso	L, 80-7
VMI	L, 17-13	at Butler	L, 62-52
Lincoln (Pa.)	W, 56-6	at San Diego	L, 49-28
at Drake	L, 30-28	Stetson	W, 41-18
Valparaiso	W, 29-26	at Charlotte	L, 52-14
at Dayton	L, 51-27	Record: 4-8 Coach: Rob Tenyer	
Marist	L, 44-41 (OT)		
Jacksonville	L, 61-49		
at Butler	W, 54-28		
Campbell	L, 27-21		
at Davidson	W, 31-10		
Record: 4-7 Coach: Rob Tenyer			

Series Records

Opponent	First	Last	Record
Akron	1975	1986	1-7-1
Alabama-Birmingham	1993	1994	0-2-0
Alderson-Broadus (W.Va.)	1927	1928	2-0-0
Appalachian State	2003	2003	0-1-0
Armstrong State (Ga.)	1932	1932	1-0-0
Austin Peay	1962	2006	26-18-0
Bethel (Tenn.)	1998	1998	1-0-0
Bowie State (Md.)	2000	2000	1-0-0
Butler	1963	2016	14-6-0
Campbell	2009	2016	4-4-0
Campbellsville	1929	1929	1-0-0
Carson-Newman (Tenn.)	1955	1973	2-1-0
Cedarville (Ohio)	1930	1949	3-0-0
Central Michigan	1967	1967	0-1-0
Central State (Ohio)	1973	1973	0-1-0
Centre (Ky.)	1934	1934	0-1-0
Charleston (W.Va.)	1927	2004	4-6-1
Charleston Southern	1995	1998	3-1-0
Charlotte	2013	2014	0-2-0
Cincinnati	1937	1989	2-0-0
Coastal Carolina	2003	2004	1-1-0
Concord (W.Va.)	1931	1941	3-1-0
Cumberland (Ky.)	2002	2002	1-0-0
Davis & Elkins (W.Va.)	1939	1941	2-0-0
Davidson	1999	2016	12-6-0
Dayton	1996	2016	5-17-0
Drake	2003	2016	3-8-0
Duquesne	2003	2004	1-1-0
Eastern Kentucky	1927	2014	16-50-4
East Tennessee	1933	1993	12-16-0
Elon	1998	1999	0-2-0
Evansville	1949	1997	4-2-0
Fairmont State (W.Va.)	1970	1973	3-0-0
Franklin College (Ind.)	1982	1982	1-0-0
Georgetown	1935	1984	8-1-1
Georgia Southern	2005	2005	0-1-0
Georgia State	2010	2010	0-1-0
Glenville State (W.Va.)	1930	1930	0-1-0
Illinois State	1971	2011	1-2-0
Jacksonville	2001	2016	4-12-0
James Madison	1979	2016	2-7-0
Kentucky Christian	2011	2015	2-0-0
Kentucky State	1976	2002	13-2-1
Kentucky Wesleyan	1929	2001	6-1-0
Lawrence Tech (Mich.)	1938	1938	1-0-0
Liberty	1980	1981	0-2-0
Lincoln (Pa.)	2016	2016	1-0-0
Louisville	1932	1957	3-5-0
Marshall	1928	1994	11-32-3
Marist	2009	2016	2-2-0
Maryville (Tenn.)	1942	1960	5-0-0
Middle Tennessee	1950	1995	8-37-0
Miles (Miss.)	1997	1997	1-0-0
Missouri-Rolla	2005	2006	1-1-0
Morgan State	1990	1990	1-0-0
Murray State	1936	1995	16-40-1
Newberry (S.C.)	2005	2006	1-1-0
New Haven (Conn.)	1999	1999	0-1-0
North Carolina Central	2009	2009	1-0-0
Ohio University	1974	1974	0-1-0
Otterbein (Ohio)	1947	1947	0-0-1
Pikeville	2013	2014	1-1-0
Quincy (Ill.)	1996	1996	1-0-0
Richmond	2014	2014	0-1-0
Rio Grande (Ohio)	1927	1949	6-2-0
Robert Morris	2007	2008	0-2-0
Saint Francis	2004	2012	5-3-0
St. Joseph's (Ind.)	1996	2002	2-1-0
Salem (Va.)	1929	1985	2-1-0
Samford	1988	1991	1-3-0
San Diego	2005	2014	0-10-0
Southeast Missouri	1991	1995	2-3-0
Southern Arkansas	1987	1987	0-1-0
Southern Utah	1999	2000	0-2-0
Southern Virginia	2008	2012	3-0-0
South Florida	1997	1998	0-2-0
Stetson	1953	2014	1-1-0
Tennessee-Martin	1976	2001	2-8-0
Tennessee State	1988	1995	0-5-0
Tennessee Tech	1936	1995	20-30-1
Tiffin (Ohio)	2001	2005	2-1-0
Thomas More (Ky.)	1998	1998	1-0-0
Transylvania (Ky.)	1929	1940	8-2-1
Tusculum (Tenn.)	2001	2002	0-2-0
Union (Ky.)	1927	1946	4-4-2
Valparaiso	1996	2016	18-4-0
VMI	1958	2016	1-3-0
Western Carolina	1974	1974	0-1-0
Western Kentucky	1939	1997	7-41-2
Western Illinois	2006	2006	0-1-0
West Georgia	1999	1999	0-1-0
West Liberty (W.Va.)	1930	1947	2-1-1
Westminster (Ohio)	2000	2000	1-0-0
West Virginia State	1992	1996	1-1-0
West Virginia Tech	1942	2007	5-1-1
Wisconsin La-Crosse	1974	1974	1-0-0
Wichita State	1986	1986	1-0-0
Wofford	1996	1997	1-1-0
Xavier	1928	1972	0-3-0
Youngstown State	1965	2013	6-9-0