



MONTANA STATE MEN'S BASKETBALL

2023-24 GAME NOTES

Noah Syverson
Athletics Communications
MBB Contact
Office: 406-994-5349
Cell: 253-753-3028
noah.syverson@msubobcats.com

SCHEDULE

November

6	NW Indian College	7pm	W, 103-63
11	at Seattle U	3pm	L, 71-68
16	at Cal	9pm	W, 63-60
20	^Green Bay	7pm	L, 54-53 (OT)
22	^UC Riverside	7pm	W, 69-68
26	Long Beach State	2pm	L, 75-69
30	Rocky Mountain College	7pm	L, 70-62

December

5	at Washington	8pm	L, 85-61
16	SAGU Amer. Indian College	7pm	W, 106-81
19	Southern Utah	7pm	W, 89-88 (OT)
22	at Cal-State Northridge	2pm	L, 82-70
28	*at Idaho State	7pm	W, 74-66
30	*at Weber State	2pm	L, 86-64

January

3	% Oral Roberts	7:30pm	ESPN+
6	% at South Dakota State	3:15pm	Midco Sports
11	*Northern Arizona	7pm	ESPN+
13	*Northern Colorado	6pm	ESPN+
20	*Montana	7pm	ESPN+
22	*Idaho State	7pm	ESPN+
25	*at Sacramento State	7pm	ESPN+
27	*at Portland State	5pm	ESPN+

February

1	*Eastern Washington	7pm	ESPN+
3	*Idaho	6pm	ESPN+
8	*at Northern Colorado	6pm	ESPN+
10	*at Northern Arizona	3pm	ESPN+
17	*at Montana	7pm	ESPN+
22	*Portland State	7pm	ESPN+
24	*Sacramento State	6pm	ESPN+
29	*at Idaho	7pm	ESPN+

March

2	*at Eastern Washington	3pm	ESPN+
4	*Weber State	7pm	ESPNU
9-12	\$ Big Sky Tournament	TBA	ESPN+

Home games in bold

^ Montana State MTE
* Big Sky Conference game
\$ Big Sky Tournament played at
Idaho Central Arena in Boise, Idaho

Times listed are in Mountain Time (MDT)
All games are subject to change

MONTANA STATE (6-7, 1-1) vs ORAL ROBERTS (6-7, 1-1)

Location: Worthington Arena, Bozeman, MT | 7:30pm MT
MSU: Home (4-3), Road (2-4), Neutral (0-0)
ORU: Home (5-0), Road (1-7), Neutral (0-0)
Series: ORU, 1-0 Last Meeting: 1972

STORYLINES



BIG SKY PLAY BEGINS: Montana State got Big Sky play started this past weekend on the road, defeating Idaho State, 74-66, on Thursday in Pocatello before falling, 86-64, to Weber State on Saturday in Ogden. Montana State is the two-time defending Big Sky Tournament champion, and embarks on their 60th season in the Big Sky Conference. The Bobcats were picked seventh in the preseason coaches' poll and fourth in the media poll.

SHARPSHOOTING TYLER: Tyler Patterson knocked down four 3-pointers in Saturday's loss to Weber State, moving him into 9th place all-time at MSU for made 3-point field goals (171). The junior from Snoqualmie, Wash., is now five behind Scott Hatler (1992-96) and Marcus Colbert (2012-16) who each hit 176 triples. Tyler Hall (431) is the program's all-time leader.

ROB-CAT: Robert Ford III is enjoying his best college season in his last year in a Bobcat uniform, averaging career-highs in points (13.5ppg), rebounds (7.8rpg), and 3-point percentage (41.5%) among other categories. The redshirt senior from Portland, Oregon, ranks sixth in the country in steals in per game (2.85) and 8th in total steals (37). On Nov. 20, Ford recorded a career-high seven steals against Green Bay, the second-most in a single game in program history and the most by a Bobcat since 2013. Among players 6-foot-2 or shorter, the Portland native ranks second in NCAA Division I in rebounds per game (7.8).

ED, ED, AND EDDIE: Eddie Turner III started Big Sky action with a bang, scoring a career-high 18 points against both Idaho State and Weber State. Thursday's game against the Bengals was Turner's first since ditching a protective face mask that he had been wearing since coming back from a face injury that had caused him to miss five games. Turner played four games in the mask before ditching it and exploding for 36 points across the two games on 13-of-25 shooting (52%) and 6-of-10 from deep (60%).

BALLING BRIAN: Brian Goracke exploded for 29 points and eight rebounds in last Thursday's win over Idaho State, the second time the junior transfer from Division II Point Loma has hit the 29-point mark. Goracke finished the game 11-of-15 from the field, nailing big shot after big shot. The native of Monroe, Oregon, ranks fourth in the Big Sky in points per game (15.7) and second in made 3-pointers (32), and is tenth in NCAA Division I in free throw percentage (94.7%).

GORACKE GAME-WINNER: With the Bobcats trailing 88-86 to Southern Utah with 2.5 seconds on Dec. 19 in Worthington Arena, Brian Goracke nailed a game-winning 3-pointer at the buzzer to hand the Cats a thrilling win. From the sideline, Tyler Patterson inbounded to John Olmsted, who delivered a perfect touch pass to Goracke on the wing. Goracke faked a shot, then delivered the buzzer-beater which checked in at No. 5 on the SportsCenter Top 10 plays segment that night.

PROJECTED LINEUP

Probable Starters	Pos.	Ht.	Yr.	Hometown	PPG	RPG	APG	G-GS	MPG	
3	Eddie Turner III	G	6-2	Gr.	Seattle, Wash.	8.8	1.8	3.6	10-8	24.4
11	Tyler Patterson	G	6-8	Jr.	Snoqualmie, Wash.	9.8	3.1	0.9	13-13	35.6
20	Robert Ford III	G	6-5	Sr.	Portland, Ore.	13.5	7.5	3.0	13-13	33.2
2	Brandon Walker	F	6-9	So.	Oak Cliff, Texas	11.8	3.2	1.0	13-13	17.2
21	Brian Goracke	G	6-6	Jr.	Monroe, Ore.	15.7	4.6	1.1	13-11	31.8

GOLDEN AGE OF BOBCAT BASKETBALL: The Bobcats are coming off of their two best seasons in the modern era. In 2021-22, Montana State went 27-8, which included a 13-1 record at home and a program-record 16 wins in conference play. In 2022-2023, Montana State went 25-10, collected a 12-1 record at Worthington Arena, and went 15-3 in conference action. Montana State has played in three straight Big Sky Tournament championship games, gone 37-7 against Big Sky opponents over the last two seasons, won at least 25 games in two straight seasons for the first time since 1927-1929, and are coming off consecutive NCAA Tournament appearances for the first time in school history.

WELCOME TO THE LOGIE ERA: First-year head coach Matt Logie comes to Montana State after four seasons at Point Loma in California, where his teams rolled up an 82-23 record with three conference championships. His 12 seasons as a head basketball coach includes eight at Whitworth University in Spokane (2011-19), where his Pirates compiled a 194-35 record. Logie's 276-58 career mark in 12 seasons is good for an .826 winning percentage, the third-highest winning percentage in the history of all NCAA men's college basketball coaches.



@msubobcatsmbb



@MSUBobcatsMBB



/MSUBobcatsMBB

RADIO/TV ROSTER



#0
Aiden Gair
Jr. - Williamsport, Penn.
6-5 | Guard



#1
Patrick McMahon
Jr. - Palmer, Alaska
6-7 | Guard




#2
Brandon Walker
So. - Oak Cliff, Texas
6-7 | Forward



#3
Eddie Turner III
So. - Seattle, Wash.
6-2 | Forward




#4
Jaqari Miles
Fr. - Los Angeles, Calif.
6-4 | Guard




#5
Jaden Geron
Jr. - Fresno, Calif.
6-8 | Forward



#11
Tyler Patterson
Jr. - Snoqualmie, Wash.
6-8 | Guard



#14
Carter Ash
Jr. - Bozeman, Mont.
6-0 | Guard



#15
John Olmsted
Gr. - Morenci, Ariz.
6-10 | Forward



#20
Robert Ford III
R-Sr. - Portland, Ore.
6-0 | Guard



#21
Brian Goracke
Jr. - Monroe, Oregon
6-6 | Guard




#22
Calum Rutherford
Fr. - Sebastopol, Calif.
6-11 | Forward



#23
Chika Nduka
Jr. - Seattle, Wash.
6-5 | Forward



#24
Jed Miller
So. - Agoura Hills, Calif.
6-2 | Guard



#25
Sam Lecholat
Jr. - Sheridan, Wyo.
6-7 | Forward




#50
Royce Robinson
Fr. - Lewistown, Mont.
6-5 | Guard



HC
Matt Logie
1st season



AC
Zach Payne
1st season



AC
Sam Scholl
1st season



AC
Julius Smith
1st season

ROSTER

NUMERICAL

No.	Name	Pos.	Yr.	Ht.	Wt.	Hometown (Previous School/Team)
0	Aiden Gair	G	Jr.	6-5	198	Williamsport, Penn. (Missouri State-West Plains JC)
1	Patrick McMahon	G	So.	6-7	190	Palmer, Alaska (Colony HS)
2	Brandon Walker	F	So.	6-7	250	Oak Cliff, Texas (UT Arlington)
3	Eddie Turner III	G	Gr.	6-2	183	Seattle, Wash. (Columbia)
4	Jaqari Miles	G	Fr.	6-4	180	Los Angeles, Calif. (West Ranch HS)
5	Jaden Geron	F	Jr.	6-8	190	Fresno, Calif. (Rice)
11	Tyler Patterson	G	Jr.	6-8	190	Snoqualmie, Wash. (Mount Si HS)
14	Carter Ash	G	Jr.	6-0	165	Bozeman, Mont. (Bozeman HS)
15	John Olmsted	F	Gr.	6-10	235	Morenci, Ariz. (Arizona State
20	Robert Ford III	G	R-Jr.	6-0	180	Portland, Ore. (Idaho State)
21	Brian Goracke	G	Jr.	6-6	210	Monroe, Ore. (Point Loma)
22	Calum Rutherford	F	Fr.	6-11	220	Sebastopol, Calif. (Analy HS)
23	Chika Nduka	F	Jr.	6-5	225	Seattle, Wash. (Portland)
24	Jed Miller	G	So.	6-2	175	Agoura Hills, Calif. (Southern California Academy)
25	Sam Lecholats	F	Jr.	6-7	215	Sheridan, Wyo. (Sheridan HS)
50	Royce Robinson	G	Fr.	6-5	200	Lewistown, Mont. (Fergus HS)

HEAD COACH
Matt Logie (Lehigh, 2003)

ASSISTANT COACHES
Zach Payne (Whitworth, 2014)
Sam Scholl (San Diego, 2001)
Julius Smith (William Jessup, 2014)

Director of Basketball Operations
Colin McGettigan (Colorado State, 2020)

PRONUNCIATION GUIDE

- #0 Aiden Gair: rhymes with 'scare'
- #4 Jaqari Miles: juh-CAR-ee
- #5 Jaden Geron: guh-roan
- #15 John Olmsted: OLM-sted
- #21 Brian Goracke: go-RACK-ee
- #23 Chika Nduka: CHEE-kuh nuh-DOO-kuh
- #25 Sam Lecholats: LECK-oh-lot

QUICK FACTS

General Information

Name: Montana State University
Founded: 1893
Enrollment: 16,841 (Fall 2021)
Colors: Blue (PMS 281) and Gold (PMS 465)
Nickname: Bobcats
Home Facility: Worthington Arena (6,772)
Opened: 1957
Conference: Big Sky Conference (Since 1963-64)
Affiliation: NCAA Division I
President: Dr. Waded Cruzado
Director of Athletics: Leon Costello
Athletic Department Phone: 406-994-4221

History

First Year of Basketball: 1901-02 (122nd season)
Record All-Time: 1,643-1,374
Regular Season Conference Championships: 16
Last: 2001-02 Season (Prior to 2021-22 regular season)
Big Sky Conference Tournament Championships: 4
Last: 2022-2023 Season
NCAA Division I Tournament Appearances: 5
Last: 2022-2023 Season
Team Information
Head Coach: Matt Logie (Lehigh, 2003)
Assistant Coach: Sam Scholl (San Diego, 2001)
Assistant Coach: Zach Payne (Whitworth, 2014)
Assistant Coach: Julius Smith (William Jessup, 2014)
Director of Operations: Collin McGettigan (Second season)
Strength Coach: John Sauer (Fifth season)
Athletic Trainer: Jordan Hagenbucher (First season)
Basketball Contact: Noah Syverson (First season)
Cell: 253-753-3028
Office: 406-994-5349
Email: noah.syverson@msubobcats.com

Team Overview

Overall Record (2022-23): 25-10
Big Sky Record (2022-23): 15-3 (2nd)
Big Sky Tournament: Championship, W 85-78 vs. NAU
Letterwinners Returning/Lost: 6/8
Starters Returning/Lost: 1/4
Newcomers: 10

23-24 BIG SKY STANDINGS

School	Conf.	Overall
Weber State	2-0	9-4
Eastern Washington	2-0	6-7
Northern Colorado	1-0	6-6
Portland State	1-1	10-4
Montana	1-1	8-5
Idaho	1-1	7-7
Montana State	1-1	6-7
Northern Arizona	0-1	6-7
Idaho State	0-2	4-9
Sacramento State	0-2	3-10

as of 1/3/23

2023-24 MONTANA STATE ROSTER

No.	Name	Pos.	Ht.	Wt.	Yr.	Hometown (Previous Program)
0	Aiden Gair	G	6-5	198	Jr.	Williamsport, Pa. (Missouri State-West Plains JC)
1	Patrick McMahon	G	6-7	190	Jr.	Palmer, Alaska (Colony HS)
2	Brandon Walker	F	6-7	250	So.	Oak Cliff, Texas (UT Arlington)
3	Eddie Turner III	G	6-2	183	Gr.	Seattle, Wash. (Columbia)
4	Jaqari Miles	G	6-4	180	Fr. [^]	Los Angeles, Calif. (West Ranch HS)
5	Jaden Geron	F	6-8	190	Jr.	Fresno, Calif. (Rice)
11	Tyler Patterson	G	6-8	190	Jr.	Snoqualmie, Wash. (Mount Si HS)
14	Carter Ash	G	6-0	165	Jr.	Bozeman, Mont. (Bozeman HS)
15	John Olmsted	F	6-10	235	Gr.	Morenci, Ariz. (Arizona State)
20	Robert Ford III	G	6-0	180	R-Sr.	Portland, Ore. (Idaho State)
21	Brian Goracke	F	6-6	210	Jr.	Monroe, Ore. (Point Loma)
22	Calum Rutherford	F	6-11	225	Fr. [^]	Sebastopol, Calif. (Analy HS)
23	Chika Nduka	F	6-5	225	Jr.	Seattle, Wash. (Portland)
24	Jed Miller	G	6-2	175	So.	Agoura Hills, Calif. (Southern Calif. Academy)
25	Sam Lecholat	F	6-7	215	Jr.	Sheridan, Wyo. (Sheridan HS)
50	Royce Robinson	G	6-5	200	Fr. [^]	Lewistown, Mont. (Fergus HS)

[^]True freshman heading into 2023-24 season

Pronunciation Guide

#0 Aiden Gair: rhymes with 'scare'
#1 Patrick McMahon: mick-MAN
#4 Jaqari Miles: juh-CAR-ee
#5 Jaden Geron: guh-ROAN
#15 John Olmsted: OLM-sted
#21 Brian Goracke: go-RACK-ee
#23 Chika Nduka: CHEE-kuh nuh-DOO-kuh
#25 Sam Lecholat: LECK-oh-lot

SPECIALTY STATISTICS

MSU'S Record in 2023-24 When...

At Home: 4-3

On Road: 2-4

Neutral:

Leading At The Half: 5-3

Trailing At The Half: 1-4

Tied at Halftime:

MSU out-rebounds opponent: 3-1

Opponent out-rebounds MSU: 3-6

MSU/Opponent tie in rebounds:

MSU has more turnovers: 1-4

Opponent has more turnovers: 5-3

MSU/Opponent tie in turnovers:

Game decided by 1-5 points: 3-2

MSU scores less than 60 points: 0-1

MSU scores 60-69 points: 2-5

MSU scores 70-79 points: 1-1

MSU scores 80+ points: 3-0

MSU allows less than 60 points: 0-1

MSU allows 60-69 points: 5-0

MSU allows 70-79 points: 0-2

MSU allows 80+ points: 1-3

MSU in Overtime: 1-1

In November: 3-4

In December: 3-3

In January:

In February:

In March:

On Monday: 1-1

On Tuesday: 1-1

On Wednesday: 1-0

On Thursday: 2-1

On Friday: 0-1

On Saturday: 1-2

On Sunday: 0-1

Day Games: 0-3

Night Games: 6-4

Returning production from '22-'23:

Percent of Scoring Returning: 22.4%

Percent of Rebounding Returning: 34.7%

Percent of Assists Returning: 29.2%

+This season marks the first edition of the Big Sky-Summit Challenge, a non-conference series between the two leagues. The matchups for the series are determined annually using data from past seasons, including NET rankings and regular-season conference finishes, along with consideration for the prior season matchups. Montana State faces Oral Roberts at home on Wednesday night and will travel to Brookings, S.D., to face South Dakota State on Saturday afternoon.

+ Brian Goracke ranks 10th in NCAA Division I in free-throw percentage (94.7%). The junior is 36-of-38 at the charity stripe this year. Montana State's single-season record-holder for free throw percentage is Tyler Hall, who shot 90.7% during the 2017-18 season.

+ Montana State leads the Big Sky in steals per game (8.3) and turnovers forced per game (14.1)

+ Montana State has three of the top-ten players in the Big Sky for made 3-point field goals: Tyler Patterson (t-2nd, 32), Brian Goracke (t-2nd, 32), and Robert Ford III (9th, 27)

+ Montana State has had four different players score at least 19 points in a game this season: Brian Goracke (29), Brandon Walker (26), Robert Ford III (26), and Tyler Patterson (20)

+ Before beating Cal on Nov. 16, Montana State had last taken down a Power Five opponent on December 9, 2018, defeating Washington State, 95-90 in a neutral site game in Kennewick, Wash. Montana State is 54-101 against schools currently making up the Pac-12 (including Colorado, Utah, etc.)

+ Montana State erased a nine-point deficit over the final five minutes and gave themselves two possessions to try to take the lead in the final minute at Seattle U on Nov. 11, but a Brian Goracke three and Robert Ford III's last second-layup both rimmed out as the Redhawks handed the Bobcats their first defeat of the season, 71-68

+ Matt Logie's offense relies on efficient guard play to distribute the ball to shot-makers—redshirt senior Robert Ford III and graduate transfer Eddie Turner III have been excellent in that regard through the early going, helping the Bobcats lead the Big Sky in turnover margin. Ford and Turner are in their first year as teammates, but are not unfamiliar with one another—they met several times as opponents on the AAU circuit growing up, with Ford out of Portland and Turner from Seattle.

+ The Bobcats play two non-conference games in Seattle this season, facing Seattle U (Nov. 11) and Washington (Dec. 5). MSU boasts a heavy 206 flavor--head coach Matt Logie grew up in Mercer Island, junior forward Chika Nduka prepped at Eastside Catholic HS, graduate guard Eddie Turner III won a state championship at Garfield HS, and junior sharpshooter Tyler Patterson grew up in Snoqualmie.

+ Graduate transfer guard Eddie Turner III looks poised to make an immediate impact for the Bobcats after on and off the court obstacles slowed his basketball output at Columbia. Turner, a standout at Garfield HS in Seattle, played in just 18 games across four years in New York City while obtaining his Ivy League degree. Knee injuries and COVID-19 represented just some of the adversity Turner had to overcome, as he took his senior year off from basketball after his father suffered a health scare home in Washington. Turner earned his degree in architecture in May and worked an internship for Bank of America on Wall Street this summer that comes with a guaranteed job in investment banking once his two years of eligibility at Montana State are up.

+ Graduate transfer forward John Olmsted arrived in Bozeman after earning his degree at Arizona State. Olmsted spent nine years growing up in Chile, where his father was a copper miner. The big man, who is bilingual and fluent in Spanish, moved to Morenci, Arizona, when he was in middle school. Olmsted grew up playing soccer and baseball in addition to basketball.

+ Redshirt senior Robert Ford III, who decided to return to Montana State after entering the transfer portal following April's coaching change, reunites with one of his childhood friends, Eddie Turner III this season. Ford, who is from Portland, and Turner, who is from Seattle, met multiple times and frequently played against one other on the AAU circuit.

+ Montana State owned the best defense in the Big Sky last season, and return one of the most important pieces for a group that led the conference in scoring defense. Robert Ford III was rated as the fourth-best defender in the Big Sky by defensive rating, according to College Basketball Reference, and is the second-highest rated returning defender to the conference behind preseason Big Sky MVP Dillon Jones of Weber State

+ Sophomore big Brandon Walker (Oak Cliff, Texas) played last season at UT Arlington, where he started nine of the Mavericks' last 11 games as a true freshman, finishing second among WAC freshmen in rebounds (139)

+ Junior forward Chika Nduka (Seattle, Wash.) spent two seasons at Portland, playing in 67 games for the Pilots and starting in 27

+ Junior guard Brian Goracke (Monroe, Ore.) follows Matt Logie from Point Loma after earning Second Team All-Pac West for the Sea Lions in 2022-2023, averaging 12.9 points per game while shooting 38.5% from distance

+ MSU was picked to finish seventh by the coaches and fourth by the media in the Big Sky Conference Preseason Media and Coaches' Polls.

+ Montana State brings back six letter-winners from last year's squad, and welcomes ten newcomers in 2023-2024, including seven transfers and three freshmen. The Bobcats will replace four starters from last season: First Team All-Big Sky forward RaeQuan Battle (West Virginia), four-time All-Big Sky big man Jubrile Belo (graduated), Big Sky Defensive Player of the Year Darius Brown II (Utah State), and Big Sky Reserve of the Year Great Osobor (Utah State)

INSIDE THE MATCHUP

	Montana State	Oral Roberts
Overall Record	6-7	6-7
Conference Record	1-1	1-1
Scoring Average	73.2	74.5
Scoring Defense	73.0	73.8
Scoring Margin	0.2	0.7
Field Goal Percentage	.444	.439
FG Percentage Defense	.462	.416
3-Point FG %	.333	.377
3-Point FG % Defense	.319	.351
Free Throw Percentage	.744	.693
Rebounding Average	30.7	34.2
Rebounding Margin	-7.5	-7.9
Assists Average	13.2	12.3
Turnover Average	11.2	9.4
Turnovers Forced Average	14.2	11.8
Assist/Turnover Ratio	1.2	1.3
Steals Average	8.3	6.2
Blocks Average	2.3	4.8

All-Time Meetings (Previous 10 Games)

Date	W/L	Site
12/30/72	L 116-62	Tulsa, Okla.

All-Time Matchup Breakdown

Overall: 0-1
 In Bozeman: 0-0
 At Opponent: 0-1
 At Neutral Site: 0-0
 Most MSU Points: 62
 Most Opp Points: 116
 Fewest MSU Point: 62
 Fewest Opp Points: 116
 Largest MSU Margin: -
 Largest Opp Margin: 54
 Last MSU Win: -
 Last Opp Win: 12/30/72
 Current Streak: L1
 Longest MSU Win Streak: -
 Longest Opp Win Streak: 1
 In Overtime: -

LAST TIMES

The Last Time MSU...

Scored 100 points or more: 103 vs. NWIC (Nov. 6, 2023)
Scored 50 points or less: 49 at Eastern Washington (Feb. 8, 2020)
Shot 60% or better from the field: 66.0% vs. UIW (Nov. 27, 2021)
Shot 80% or better in a half: 80% vs. EWU (First Half - Jan. 12, 2002)
Shot 70% or better in a half: 70% vs. Idaho State (2nd Half - Jan. 6, 2022)
Shot 25% or less from the field: 22.4% at EWU (Feb. 8, 2020)
Shot 20% or less from the field: 19.7% at Kentucky (Nov. 23, 2014)
Hit 15 3-pointers: 15 vs. NWIC (Nov. 6, 2023)
Didn't make a 3-pointer: at Idaho (Feb. 26, 2021)
Shot 30 3-pointers: 34 vs. NWIC (Nov. 6, 2023)
Attempted 50 free throws: 56 vs. Nevada (Dec. 11, 2000)
Made 30 free throws: 30 vs. Weber State (Dec. 30, 2021)
Had 50 rebounds: 53 vs. Eastern Washington (Jan. 27, 2022)
Had 30 assists: 33 vs. SAGU AIC (Dec. 22, 2021)
Had less than 5 steals: 0 vs. Northern Colorado (March 12, 2022)
Had 15 steals: 15 vs. Rocky Mountain (Nov. 9, 2019)
Had 20 turnovers or more: 22 at Sacramento State (Feb. 27, 2020)
Had 5 turnovers or less: 3 vs. Walla Walla (Dec. 7, 2013)
Forced 30 turnovers: 31 vs. Weber State (Jan. 15, 2004)
Had two players with 30 points: Hall (36)/Frey (30) at SUU (Dec. 28, 2017)
Had five players with 10 points: vs. NWIC (Nov. 6, 2023)
Had six players with 10 points: vs. NWIC (Nov. 6, 2023)
Had two players with 20 points: Goracke (29)/Ford (24) vs. SAGU (Dec. 18, 2023)

The Last Time an Opponent...

Scored 100 points or more: 104 by Utah State (Nov. 6, 2018)
Scored 40 points or less: 40 by Idaho State (Jan. 1, 2022)
Scored 35 points or less: 31 by Idaho (Dec. 16, 2000)
Shot 70% or better from the field: 70% by Portland State (Feb. 28, 2008)
Shot 60-69% from the field: 66.7% by Texas Tech (March 18, 2022)
Shot 30% or less from the field: 30.2% by Northern Colo. (March 12, 2022)
Shot 80% or better in a half: 80% by Northern Colorado (Feb. 15, 2014)
Hit 12 3-pointers: 12 by Texas Tech (March 18, 2022)
Shot 30 3-pointers: 32 by St. Thomas (Dec. 11, 2021)
Attempted 50 free throws: 54 by Louisiana (Nov. 14, 2016)
Made 30 free throws: 33 by Southern Utah (Dec. 16, 2023)
Had 50 rebounds: 53 by Kentucky (Nov. 23, 2014)
Had 30 assists: 30 by Arkansas (Nov. 21, 2018)
Had 10 steals: 10 by Portland State (Jan. 22, 2022)
Had five players with 10 points: 6 by Texas Tech (March 18, 2022)
Had two players with 20 points: Shannon Jr./Williams, Texas Tech (March 18, 2022)

The Last Time a Bobcat Had...

40 points: 42 by Tyler Hall, vs. Milwaukee (Dec. 5, 2016)
30-39 points: 32 by Jubrile Belo, vs. Sacramento State (March 6, 2021)
5 3-pointers: 6 by Tyler Patterson, vs. Long Beach State (Nov. 26, 2023)
15 rebounds: 16 by Jubrile Belo, at Montana (Feb. 27, 2022)
10 assists: 10 by Xavier Bishop, vs. SAGU AIC (Dec. 22, 2021)
5 steals: 7 by Robert Ford III (Nov. 20, 2023)
5 blocks: 5 by Jubrile Belo, vs. SEMO (Nov. 28, 2021)

The Last Time an Opponent Had...

40 points: 46 by Jerrick Harding, Weber State (March 3, 2018)
30-39 points: 38 by Linton Acliese, Eastern Washington (Feb. 17, 2022)
15 rebounds: 15 by Efe Abogidi, Washington State (Dec. 18, 2020)
10 assists: 10 by Jovan Blacksher Jr., Grand Canyon (Nov. 19, 2019)
5 steals: 5 by Kim Aiken Jr., Eastern Washington (Jan. 18, 2020)
5 blocks: 6 by Karl-Anthony Towns, Kentucky (Nov. 23, 2014)

TEAM STATISTICS



2023-24 Montana St. Men's Basketball Combined Team Statistics All games

Page 1/1
as of Jan 01, 2024

Game Records

Record	Overall	Home	Away	Neutral
ALL GAMES	6-7	4-3	2-4	0-0
CONFERENCE	1-1	0-0	1-1	0-0
NON-CONFERENCE	5-6	4-3	1-3	0-0

Score by Periods

Team	1st	2nd	OT	TOT
Montana St.	447	487	17	951
Opponents	435	497	17	949

Team Box Score

Team Box Score																						
No.	Player				Total		3-Point		F-Throw		Rebounds											
		GP-GS	MIN	AVG	FG-FGA	FG%	3FG-3FGA	3FG%	FT-FTA	FT%	OFF	DEF	TOT	AVG	PF	DQ	A	TO	BLK	STL	PTS	AVG
21	GORACKE, Brian	13-11	416:52	32.1	68-154	.442	32-90	.356	36-38	.947	19	41	60	4.6	44	1	14	17	6	7	204	15.7
20	FORD III, Robert	13-13	429:08	33.0	54-123	.439	27-65	.415	41-51	.804	14	83	97	7.5	40	1	36	30	3	37	176	13.5
1	MCMAHON, Patrick	3-1	78:15	26.1	16-24	.667	2-5	.400	5-6	.833	1	6	7	2.3	5	0	2	2	0	2	39	13.0
2	WALKER, Brandon	13-13	223:11	17.2	62-118	.525	4-20	.200	26-38	.684	5	37	42	3.2	29	1	12	27	4	3	154	11.8
4	MILES, Jaqari	1-0	07:11	7.2	4-6	.667	2-3	.667	0-1	.000	0	1	1	1.0	1	0	1	0	0	1	10	10.0
11	PATTERSON, Tyler	13-13	462:35	35.6	47-108	.435	32-88	.364	2-2	1.000	4	36	40	3.1	21	0	11	8	1	11	128	9.8
3	TURNER III, Eddie	10-8	244:35	24.5	35-77	.455	11-31	.355	7-10	.700	3	15	18	1.8	24	1	36	22	0	17	88	8.8
23	NDUKA, Chika	13-2	226:20	17.4	19-43	.442	0-4	.000	16-29	.552	11	18	29	2.2	31	1	18	10	2	10	54	4.2
25	LECHOLAT, Sam	13-4	258:03	19.8	13-43	.302	4-25	.160	11-18	.611	13	23	36	2.8	33	1	20	12	7	7	41	3.2
24	MILLER, Jed	9-0	139:45	15.5	8-32	.250	4-19	.211	4-4	1.000	2	12	14	1.6	4	0	13	5	2	9	24	2.7
5	GERON, Jaden	5-0	76:42	15.3	4-16	.250	2-8	.250	1-2	.500	1	8	9	1.8	9	1	5	3	1	1	11	2.2
15	OLMSTED, John	10-0	80:44	8.1	9-21	.429	0-2	.000	2-4	.500	5	10	15	1.5	7	0	4	4	4	3	20	2.0
14	ASH, Carter	3-0	06:39	2.2	1-1	1.000	0-0	.000	0-0	.000	0	0	0	0.0	0	0	0	0	0	0	2	0.7
Team											13	18	31					6				
Total		13	2650		340-766	.444	120-360	.333	151-203	.744	91	308	399	30.7	248	7	172	146	30	108	951	73.2
Opponents		13	2650		343-742	.462	74-232	.319	189-278	.680	136	361	497	38.2	227	5	164	184	29	78	949	73.0

Team Statistics

	MSU	OPP
Scoring	951	949
Points per game	73.2	73.0
Scoring margin	+0.2	-
Field goals-att	340-766	343-742
Field goal pct	.444	.462
3 point fg-att	120-360	74-232
3-point FG pct	.333	.319
3-pt FG made per game	9.2	5.7
Free throws-att	151-203	189-278
Free throw pct	.744	.680
F-Throws made per game	11.6	14.5
Rebounds	399	497
Rebounds per game	30.7	38.2
Rebounding margin	-7.5	-
Assists	172	164
Assists per game	13.2	12.6
Turnovers	146	184
Turnovers per game	11.2	14.2
Turnover margin	+2.9	-
Assist/turnover ratio	1.2	0.9
Steals	108	78
Steals per game	8.3	6.0
Blocks	30	29
Blocks per game	2.3	2.2
Winning streak	0	-
Home win streak	2	-
Attendance	15896	16194
Home games-Avg/Game	7-2271	6-2699
Neutral site-Avg/Game	-	0-0

Team Results

Date	Opponent		Score	Att.
11/06/2023	Northwest Indian	W	103-63	2274
11/11/2023	at Seattle U	L	68-71	999
11/16/2023	at California	W	63-60	2638
11/20/2023	Green Bay	Lot	53-54	2251
11/22/2023	UC Riverside	W	69-68	2484
11/26/2023	Long Beach St.	L	69-75	2501
11/30/2023	Rocky Mountain	L	62-70	2571
12/05/2023	at Washington	L	61-85	6042
12/16/2023	SAGU American Indian	W	106-81	1586
12/19/2023	Southern Utah	Wot	89-88	2229
12/22/2023	at CSUN	L	70-82	418
12/28/2023	at Idaho St.	W	74-66	1211
12/30/2023	at Weber St.	L	64-86	4886

POINTS-REBOUNDS-ASSISTS SUMMARY

Opponent	Date	Score		1 MCMAHON, PA	2 WALKER, BRA	3 TURNER III	4 MILES, JAQA	5 GERON, JADE	11 PATTERSON,	14 ASH, CARTER	15 OLMSTED, JO	20 FORD III, R	21 GORACKE, BR	23 NDUKA, CHIK
Northwest Indian	11/06/2023	103-63	W	14-0-1	13-2-0	12-2-6	10-1-1	DNP	7-4-0	2-0-0	6-2-1	15-2-5	12-6-1	4-3-0
at Seattle U	11/11/2023	68-71	L	15-6-1	9-2-1	4-2-2	DNP	DNP	11-1-1	DNP	0-0-0	8-6-1	18-3-1	0-2-0
at California	11/16/2023	63-60	W	10-1-0	26-3-4	DNP	DNP	DNP	7-2-0	DNP	0-0-0	0-9-1	8-3-0	0-0-1
Green Bay	11/20/2023	53-54	Lot	DNP	5-3-1	DNP	DNP	DNP	2-3-0	DNP	0-0-1	26-13-0	14-4-1	0-0-2
UC Riverside	11/22/2023	69-68	W	DNP	16-1-1	DNP	DNP	DNP	20-4-1	DNP	DNP	15-9-5	8-4-0	6-3-3
Long Beach St.	11/26/2023	69-75	L	DNP	10-5-2	0-0-1	DNP	DNP	20-7-2	DNP	DNP	9-8-6	19-2-1	4-1-2
Rocky Mountain	11/30/2023	62-70	L	DNP	8-2-0	11-4-6	DNP	DNP	10-4-0	DNP	8-4-0	8-9-3	14-5-3	1-1-1
at Washington	12/05/2023	61-85	L	DNP	6-2-2	2-1-2	DNP	DNP	12-2-0	DNP	2-6-1	13-5-0	12-2-0	0-3-1
SAGU American Indian	12/16/2023	106-81	W	DNP	8-5-0	16-1-9	DNP	3-3-0	12-3-1	0-0-0	4-3-0	24-9-4	29-4-3	7-5-2
Southern Utah	12/19/2023	89-88	Wot	DNP	17-4-0	2-2-3	DNP	7-3-2	8-3-0	DNP	0-0-1	16-10-3	23-9-1	16-6-4
at CSUN	12/22/2023	70-82	L	DNP	13-3-0	5-1-2	DNP	0-2-1	5-2-2	DNP	DNP	23-9-2	14-5-2	10-3-2
at Idaho St.	12/28/2023	74-66	W	DNP	6-6-0	18-1-1	DNP	0-0-0	0-2-2	DNP	0-0-0	15-4-3	29-8-0	4-0-0
at Weber St.	12/30/2023	64-86	L	DNP	17-4-1	18-4-4	DNP	1-1-2	14-3-2	0-0-0	0-0-0	4-4-3	4-5-1	2-2-0

Opponent	Date	Score		24 MILLER, JED	25 LECHOLAT, S
Northwest Indian	11/06/2023	103-63	W	8-0-4	0-9-3
at Seattle U	11/11/2023	68-71	L	DNP	3-5-3
at California	11/16/2023	63-60	W	6-2-1	6-2-1
Green Bay	11/20/2023	53-54	Lot	0-2-1	6-4-3
UC Riverside	11/22/2023	69-68	W	2-2-3	2-2-0
Long Beach St.	11/26/2023	69-75	L	5-2-0	2-5-1
Rocky Mountain	11/30/2023	62-70	L	0-1-0	2-0-0
at Washington	12/05/2023	61-85	L	3-1-1	11-3-3
SAGU American Indian	12/16/2023	106-81	W	0-4-3	3-0-0
Southern Utah	12/19/2023	89-88	Wot	DNP	0-1-1
at CSUN	12/22/2023	70-82	L	DNP	0-2-1
at Idaho St.	12/28/2023	74-66	W	DNP	2-1-0
at Weber St.	12/30/2023	64-86	L	0-0-0	4-2-4

TEAM STATISTICS - HIGH/LOW ANALYSIS

Montana St. - Game Highs

POINTS	106	SAGU American Indian (12/16/2023)
	103	Northwest Indian (11/06/2023)
	89	Southern Utah (12/19/2023)
	74	at Idaho St. (12/28/2023)
	70	at CSUN (12/22/2023)
FIELD GOALS MADE	41	Northwest Indian (11/06/2023)
	33	SAGU American Indian (12/16/2023)
FIELD GOAL ATTEMPTS	74	Northwest Indian (11/06/2023)
	65	Rocky Mountain (11/30/2023)
FIELD GOAL PERCENTAGE	.554 (41-74)	Northwest Indian (11/06/2023)
	.524 (33-63)	SAGU American Indian (12/16/2023)
3 PT FG MADE	20	SAGU American Indian (12/16/2023)
	15	Northwest Indian (11/06/2023)
3 PT FG ATTEMPTS	43	SAGU American Indian (12/16/2023)
	35	Green Bay (11/20/2023)
3 PT FG PERCENTAGE	.465 (20-43)	SAGU American Indian (12/16/2023)
	.441 (15-34)	Northwest Indian (11/06/2023)
FREE THROWS MADE	20	Southern Utah (12/19/2023)
	20	SAGU American Indian (12/16/2023)
FREE THROW ATTEMPTS	25	at CSUN (12/22/2023)
	25	Southern Utah (12/19/2023)
FREE THROW PERCENTAGE	.870 (20-23)	SAGU American Indian (12/16/2023)
	.864 (19-22)	at Idaho St. (12/28/2023)
REBOUNDS	42	Southern Utah (12/19/2023)
	38	at CSUN (12/22/2023)
	38	SAGU American Indian (12/16/2023)
ASSISTS	22	SAGU American Indian (12/16/2023)
	22	Northwest Indian (11/06/2023)
STEALS	16	Northwest Indian (11/06/2023)
	13	SAGU American Indian (12/16/2023)
BLOCKED SHOTS	4	SAGU American Indian (12/16/2023)
	4	UC Riverside (11/22/2023)
	4	at California (11/16/2023)
	4	Northwest Indian (11/06/2023)
TURNOVERS	18	at Washington (12/05/2023)
	17	SAGU American Indian (12/16/2023)
FOULS	26	at Weber St. (12/30/2023)
	25	Southern Utah (12/19/2023)
	25	at Seattle U (11/11/2023)

Opponent - Game Highs

POINTS	88	Southern Utah (12/19/2023)
	86	at Weber St. (12/30/2023)
	85	at Washington (12/05/2023)
	82	at CSUN (12/22/2023)
	81	SAGU American Indian (12/16/2023)
FIELD GOALS MADE	32	at Washington (12/05/2023)
	31	at CSUN (12/22/2023)
FIELD GOAL ATTEMPTS	72	Southern Utah (12/19/2023)
	65	at CSUN (12/22/2023)
FIELD GOAL PERCENTAGE	.571 (28-49)	at Weber St. (12/30/2023)
	.525 (32-61)	at Washington (12/05/2023)
3 PT FG MADE	10	UC Riverside (11/22/2023)
	8	at CSUN (12/22/2023)
	8	at Washington (12/05/2023)
	8	Rocky Mountain (11/30/2023)
3 PT FG ATTEMPTS	27	Southern Utah (12/19/2023)
	22	UC Riverside (11/22/2023)
3 PT FG PERCENTAGE	.583 (7-12)	Northwest Indian (11/06/2023)
	.500 (8-16)	at Washington (12/05/2023)
FREE THROWS MADE	33	Southern Utah (12/19/2023)
	24	at Weber St. (12/30/2023)
FREE THROW ATTEMPTS	39	Southern Utah (12/19/2023)
	35	at Weber St. (12/30/2023)
FREE THROW PERCENTAGE	.846 (33-39)	Southern Utah (12/19/2023)
	.810 (17-21)	at California (11/16/2023)
REBOUNDS	45	Green Bay (11/20/2023)
	44	at Washington (12/05/2023)
ASSISTS	17	at Washington (12/05/2023)
	16	at Weber St. (12/30/2023)
	16	at CSUN (12/22/2023)
STEALS	11	SAGU American Indian (12/16/2023)
	10	Long Beach St. (11/26/2023)
BLOCKED SHOTS	4	at CSUN (12/22/2023)
	4	at California (11/16/2023)
TURNOVERS	24	Northwest Indian (11/06/2023)
	20	Green Bay (11/20/2023)
FOULS	23	at CSUN (12/22/2023)
	21	Southern Utah (12/19/2023)
	21	UC Riverside (11/22/2023)

Montana St. - Game Lows

POINTS	53	Green Bay (11/20/2023)
	61	at Washington (12/05/2023)
	62	Rocky Mountain (11/30/2023)
	63	at California (11/16/2023)
	64	at Weber St. (12/30/2023)
FIELD GOALS MADE	17	Green Bay (11/20/2023)
	21	at Washington (12/05/2023)
FIELD GOAL ATTEMPTS	50	UC Riverside (11/22/2023)
	51	at Idaho St. (12/28/2023)
FIELD GOAL PERCENTAGE	.274 (17-62)	Green Bay (11/20/2023)
	.385 (25-65)	Rocky Mountain (11/30/2023)
3 PT FG MADE	4	at California (11/16/2023)
	5	at Idaho St. (12/28/2023)
3 PT FG ATTEMPTS	17	at Idaho St. (12/28/2023)
	17	UC Riverside (11/22/2023)
3 PT FG PERCENTAGE	.167 (4-24)	at California (11/16/2023)
	.200 (7-35)	Green Bay (11/20/2023)
FREE THROWS MADE	2	Long Beach St. (11/26/2023)
	5	Rocky Mountain (11/30/2023)
FREE THROW ATTEMPTS	4	Long Beach St. (11/26/2023)
	10	Rocky Mountain (11/30/2023)
	10	Northwest Indian (11/06/2023)
FREE THROW PERCENTAGE	.500 (5-10)	Rocky Mountain (11/30/2023)
	.500 (2-4)	Long Beach St. (11/26/2023)
REBOUNDS	23	at Idaho St. (12/28/2023)
	25	UC Riverside (11/22/2023)
	25	at California (11/16/2023)
ASSISTS	6	at Idaho St. (12/28/2023)
	8	at California (11/16/2023)
STEALS	3	Long Beach St. (11/26/2023)
	4	at CSUN (12/22/2023)
BLOCKED SHOTS	0	at Idaho St. (12/28/2023)
	0	Southern Utah (12/19/2023)
TURNOVERS	7	Northwest Indian (11/06/2023)
	8	Rocky Mountain (11/30/2023)
	8	UC Riverside (11/22/2023)
	8	Green Bay (11/20/2023)
	8	at California (11/16/2023)
FOULS	14	UC Riverside (11/22/2023)
	14	Northwest Indian (11/06/2023)

Opponent - Game Lows

POINTS	54	Green Bay (11/20/2023)
	60	at California (11/16/2023)
	63	Northwest Indian (11/06/2023)
	66	at Idaho St. (12/28/2023)
	68	UC Riverside (11/22/2023)
FIELD GOALS MADE	20	at California (11/16/2023)
	22	Green Bay (11/20/2023)
FIELD GOAL ATTEMPTS	47	Green Bay (11/20/2023)
	48	at Idaho St. (12/28/2023)
	48	at California (11/16/2023)
FIELD GOAL PERCENTAGE	.347 (25-72)	Southern Utah (12/19/2023)
	.417 (25-60)	UC Riverside (11/22/2023)
	.417 (20-48)	at California (11/16/2023)
3 PT FG MADE	2	Long Beach St. (11/26/2023)
	2	at Seattle U (11/11/2023)
3 PT FG ATTEMPTS	12	Northwest Indian (11/06/2023)
	13	Long Beach St. (11/26/2023)
3 PT FG PERCENTAGE	.100 (2-20)	at Seattle U (11/11/2023)
	.154 (2-13)	Long Beach St. (11/26/2023)
FREE THROWS MADE	2	Rocky Mountain (11/30/2023)
	7	Green Bay (11/20/2023)
FREE THROW ATTEMPTS	5	Rocky Mountain (11/30/2023)
	13	UC Riverside (11/22/2023)
FREE THROW PERCENTAGE	.400 (2-5)	Rocky Mountain (11/30/2023)
	.480 (12-25)	at CSUN (12/22/2023)
REBOUNDS	28	SAGU American Indian (12/16/2023)
	31	at Idaho St. (12/28/2023)
	31	Long Beach St. (11/26/2023)
ASSISTS	5	at California (11/16/2023)
	8	Southern Utah (12/19/2023)
STEALS	2	at Seattle U (11/11/2023)
	4	at Idaho St. (12/28/2023)
	4	UC Riverside (11/22/2023)
	4	Northwest Indian (11/06/2023)
BLOCKED SHOTS	0	Rocky Mountain (11/30/2023)
	0	Northwest Indian (11/06/2023)
TURNOVERS	4	Long Beach St. (11/26/2023)
	7	Southern Utah (12/19/2023)
FOULS	12	Long Beach St. (11/26/2023)
	14	Rocky Mountain (11/30/2023)
	14	at California (11/16/2023)

TEAM STATISTICS - GAME BY GAME

				Total		3-Pointers		Free throws		Rebounds											
Opponent	Date	Score		FG-FGA	PCT	3FG-3FGA	PCT	FT-FTA	PCT	OFF	DEF	TOT	AVG	PF	A	TO	BLK	STL	PTS	AVG	
Northwest Indian	11/06/2023	103-63	W	41-74	.554	15-34	.441	6-10	.600	8	26	34	34.0	14	22	7	4	16	103	103.0	
at Seattle U	11/11/2023	68-71	L	25-55	.455	9-26	.346	9-12	.750	4	23	27	30.5	24	10	12	1	7	68	85.5	
at California	11/16/2023	63-60	W	25-58	.431	4-24	.167	9-11	.818	7	18	25	28.7	19	8	8	4	9	63	78.0	
Green Bay	11/20/2023	53-54	Lot	17-62	.274	7-35	.200	12-14	.857	10	22	32	29.5	17	9	8	2	11	53	71.8	
UC Riverside	11/22/2023	69-68	W	24-50	.480	7-17	.412	14-19	.737	4	21	25	28.6	14	13	8	4	8	69	71.2	
Long Beach St.	11/26/2023	69-75	L	27-53	.509	13-30	.433	2-4	.500	3	29	32	29.2	19	15	16	3	3	69	70.8	
Rocky Mountain	11/30/2023	62-70	L	25-65	.385	7-31	.226	5-10	.500	8	23	31	29.4	15	13	8	2	6	62	69.6	
at Washington	12/05/2023	61-85	L	21-54	.389	9-31	.290	10-14	.714	7	19	26	29.0	17	10	18	3	11	61	68.5	
SAGU American Indian	12/16/2023	106-81	W	33-63	.524	20-43	.465	20-23	.870	9	29	38	30.0	17	22	17	4	13	106	72.7	
Southern Utah	12/19/2023	89-88	Wot	30-64	.469	9-21	.429	20-25	.800	11	31	42	31.2	25	15	13	0	6	89	74.3	
at CSUN	12/22/2023	70-82	L	23-58	.397	7-29	.241	17-25	.680	9	29	38	31.8	21	12	13	1	4	70	73.9	
at Idaho St.	12/28/2023	74-66	W	25-51	.490	5-17	.294	19-22	.864	4	19	23	31.1	20	6	9	0	6	74	73.9	
at Weber St.	12/30/2023	64-86	L	24-59	.407	8-22	.364	8-14	.571	7	19	26	30.7	26	17	9	2	8	64	73.2	
Total		951		340-766	.444	120-360	.333	151-203	.744	91	308	399	30.7	248	172	146	30	108	951	73.2	
Opponents		949		343-742	.462	74-232	.319	189-278	.680	136	361	497	38.2	227	164	184	29	78	949	73.0	

Montana St. Averages

Games Played	Points/game	FG Pct	3FG Pct	FT Pct	Rebounds/game	Assists/game	Turnovers/game	Assist/Turnover ratio	Steals/game	Blocks/game
13	73.2	44.4	33.3	74.4	30.7	13.2	11.2	1.2	8.3	2.3

OPPONENT STATISTICS - GAME BY GAME

				Total		3-Pointers		Free throws		Rebounds											
Opponent	Date	Score		FG-FGA	PCT	3FG-3FGA	PCT	FT-FTA	PCT	OFF	DEF	TOT	AVG	PF	A	TO	BLK	STL	PTS	AVG	
Northwest Indian	11/06/2023	103-63	W	23-54	.426	7-12	.583	10-16	.625	8	28	36	36.0	15	11	24	0	4	63	63.0	
at Seattle U	11/11/2023	68-71	L	26-56	.464	2-20	.100	17-25	.680	9	25	34	35.0	19	15	15	3	2	71	67.0	
at California	11/16/2023	63-60	W	20-48	.417	3-18	.167	17-21	.810	11	28	39	36.3	14	5	16	4	5	60	64.7	
Green Bay	11/20/2023	53-54	Lot	22-47	.468	3-16	.188	7-14	.500	8	37	45	38.5	18	10	20	3	5	54	62.0	
UC Riverside	11/22/2023	69-68	W	25-60	.417	10-22	.455	8-13	.615	16	25	41	39.0	21	15	14	1	4	68	63.2	
Long Beach St.	11/26/2023	69-75	L	29-61	.475	2-13	.154	15-20	.750	7	24	31	37.7	12	13	4	2	10	75	65.2	
Rocky Mountain	11/30/2023	62-70	L	30-60	.500	8-19	.421	2-5	.400	10	33	43	38.4	14	14	17	0	6	70	65.9	
at Washington	12/05/2023	61-85	L	32-61	.525	8-16	.500	13-22	.591	15	29	44	39.1	17	17	15	3	5	85	68.3	
SAGU American Indian	12/16/2023	106-81	W	29-61	.475	6-17	.353	17-23	.739	5	23	28	37.9	18	10	17	2	11	81	69.7	
Southern Utah	12/19/2023	89-88	Wot	25-72	.347	5-27	.185	33-39	.846	18	23	41	38.2	21	8	7	2	9	88	71.5	
at CSUN	12/22/2023	70-82	L	31-65	.477	8-21	.381	12-25	.480	11	31	42	38.5	23	16	10	4	8	82	72.5	
at Idaho St.	12/28/2023	74-66	W	23-48	.479	6-17	.353	14-20	.700	8	23	31	37.9	19	14	15	3	4	66	71.9	
at Weber St.	12/30/2023	64-86	L	28-49	.571	6-14	.429	24-35	.686	10	32	42	38.2	16	16	10	2	5	86	73.0	
Total		949		343-742	.462	74-232	.319	189-278	.680	136	361	497	38.2	227	164	184	29	78	949	73.0	
Montana St.		951		340-766	.444	120-360	.333	151-203	.744	91	308	399	30.7	248	172	146	30	108	951	73.2	

Opponents Averages

Games Played	Points/game	FG Pct	3FG Pct	FT Pct	Rebounds/game	Assists/game	Turnovers/game	Assist/Turnover ratio	Steals/game	Blocks/game
13	73.0	46.2	31.9	68.0	38.2	12.6	14.2	0.9	6.0	2.2

INDIVIDUAL SINGLE GAME HIGHS

POINTS	29		Brian Goracke at Idaho St. (12/28/2023)
	29		Brian Goracke vs SAGU American Indian (12/16/2023)
	26		Robert Ford III vs Green Bay (11/20/2023)
	26		Brandon Walker at California (11/16/2023)
	24		Robert Ford III vs SAGU American Indian (12/16/2023)
FIELD GOALS MADE	12		Brandon Walker at California (11/16/2023)
	11		Brian Goracke at Idaho St. (12/28/2023)
FIELD GOAL ATTEMPTS	21		Brandon Walker at California (11/16/2023)
	17		Brian Goracke vs Green Bay (11/20/2023)
FIELD GOAL PERCENTAGE (min 5 made)	.778	(7-9)	Tyler Patterson vs UC Riverside (11/22/2023)
	.750	(6-8)	Chika Nduka vs Southern Utah (12/19/2023)
	.750	(6-8)	Patrick McMahon vs Northwest Indian (11/06/2023)
3 PT FG MADE	7		Robert Ford III vs SAGU American Indian (12/16/2023)
	6		Tyler Patterson vs Long Beach St. (11/26/2023)
3 PT FG ATTEMPTS	11		Brian Goracke vs SAGU American Indian (12/16/2023)
	11		Tyler Patterson vs Long Beach St. (11/26/2023)
3 PT FG PERCENTAGE (min 2 made)	.800	(4-5)	Eddie Turner III at Weber St. (12/30/2023)
	.800	(4-5)	Tyler Patterson vs UC Riverside (11/22/2023)
FREE THROWS MADE	10		Brian Goracke vs SAGU American Indian (12/16/2023)
	7		Robert Ford III at CSUN (12/22/2023)
	7		Brandon Walker vs Southern Utah (12/19/2023)
	7		Robert Ford III vs UC Riverside (11/22/2023)
	7		Robert Ford III vs Green Bay (11/20/2023)
FREE THROW ATTEMPTS	10		Brian Goracke vs SAGU American Indian (12/16/2023)
	8		Brandon Walker at Weber St. (12/30/2023)
	8		Robert Ford III at CSUN (12/22/2023)
	8		Robert Ford III vs Southern Utah (12/19/2023)
	8		Brandon Walker vs Southern Utah (12/19/2023)
	8		Chika Nduka vs SAGU American Indian (12/16/2023)
	8		Robert Ford III vs UC Riverside (11/22/2023)
	8		Robert Ford III vs Green Bay (11/20/2023)
FREE THROW PERCENTAGE (min 3 made)	1.000	(10-10)	Brian Goracke vs SAGU American Indian (12/16/2023)
	1.000	(6-6)	Robert Ford III at Idaho St. (12/28/2023)
	1.000	(5-5)	Brian Goracke at Idaho St. (12/28/2023)
	1.000	(4-4)	Brian Goracke vs Green Bay (11/20/2023)
	1.000	(4-4)	Jed Miller at California (11/16/2023)
	1.000	(4-4)	Brian Goracke at California (11/16/2023)
	1.000	(3-3)	Brandon Walker at Seattle U (11/11/2023)
	1.000	(3-3)	Robert Ford III vs Northwest Indian (11/06/2023)
REBOUNDS	13		Robert Ford III vs Green Bay (11/20/2023)
	10		Robert Ford III vs Southern Utah (12/19/2023)
ASSISTS	9		Eddie Turner III vs SAGU American Indian (12/16/2023)
	6		Eddie Turner III vs Rocky Mountain (11/30/2023)
	6		Robert Ford III vs Long Beach St. (11/26/2023)
	6		Eddie Turner III vs Northwest Indian (11/06/2023)
STEALS	7		Robert Ford III vs Green Bay (11/20/2023)
	4		Robert Ford III vs UC Riverside (11/22/2023)
	4		Robert Ford III at Seattle U (11/11/2023)
	4		Robert Ford III vs Northwest Indian (11/06/2023)
BLOCKED SHOTS	3		Sam Lechol at Long Beach St. (11/26/2023)
	2		John Olmsted vs SAGU American Indian (12/16/2023)
	2		Sam Lechol at Green Bay (11/20/2023)
TURNOVERS	5		Brian Goracke vs Southern Utah (12/19/2023)
	5		Brandon Walker vs SAGU American Indian (12/16/2023)
	5		Brandon Walker vs Long Beach St. (11/26/2023)



MATT LOGIE



Head Coach Matt Logie

First Season

Hometown: Mercer Island, Wash.

Alma Mater: Lehigh, 2003

Matt Logie, a coach with championship pedigree rooted in the Northwest, was introduced to Bobcat Nation on April 19, 2023.

Logie comes to Montana State after four seasons at Point Loma in California, where his teams rolled up an 82-23 record with three conference championships. His 12 seasons as a head basketball coach includes eight at Whitworth University in Spokane (2011-19), where his Pirates compiled a 194-35 record.

Logie's 276-58 career mark in 12 seasons is good for an .826 winning percentage, third-best among active coaches at four-year schools and the third-highest winning percentage in the history of all NCAA men's college basketball coaches.

Only two active coaches (Mark Few of Gonzaga & Jim Crutchfield of Nova Southeastern) have higher win percentages than Coach Logie, whose winning percentage surpasses coaching legends such as John Wooden (UCLA), Dean Smith (UNC), and Mike Krzyzewski (Duke).

Year-by-Year as Head Coach

Year	School	Position	W-L	Conf.Postseason
2011-12	Whitworth	1st	26-4	NWC Champs
2012-13	Whitworth	1st	26-4	NWC Champs
2013-14	Whitworth	1st	23-6	NWC Champs
2014-15	Whitworth	1st	25-4	NWC Champs
2015-16	Whitworth	1st	26-2	NWC Champs
2016-17	Whitworth	2nd	23-5	
2017-18	Whitworth	2nd	24-4	NWC Champs
2018-19	Whitworth	2nd	21-6	
2019-20	Point Loma	2nd	24-6	PacWest Champs
2020-21	Point Loma	2nd	8-3	
2021-22	Point Loma	1st	21-10	PacWest Champs
2022-23	Point Loma	1st	29-4	PacWest Champs

Coach Logie's teams have qualified for the NCAA Tournament in 11 of his 12 years as a head coach at two different institutions, and his teams have won at least 21 games in every full season he has coached in his career.

"It starts and ends with culture," Logie said. "We have prided ourselves in relationship building, with student-athletes and people in the athletic department and the community. That, combined with a sound process and core values that we believe in, are the tenets of the success we've enjoyed. When you look at Montana State, the blue collar, chip-on-the-shoulder approach they've had success with matches my journey in the game. We're excited to pour into the relationships with former and current players."

Logie capped his four seasons at Point Loma in 2022-23 with a 29-4 season, including a 20-0 PacWest Conference record. His Sea Lions teams won PacWest regular season titles in 2022 and 2023, and won the league tournament in 2020 and 2023.

Logie joined Point Loma after spending the previous eight seasons as the head coach at Whitworth. During his tenure, the Pirates won .847 percent of their games and his teams earned a bid to the NCAA Tournament in seven of his eight seasons. He guided Whitworth to five straight Northwest Conference Regular Season Championships from 2011 to 2016, and six Northwest Conference Tournament titles (2011-16 & 2017-18), while going 113-17 (.869) against Northwest Conference opponents. Logie's Whitworth teams never finished lower than second in the Northwest Conference.

Prior to joining Whitworth, Logie played and was an assistant coach at Lehigh. He was a student-athlete for the Mountain Hawks from 1999-2003 and graduated as the school's seventh all-time leading scorer (1,524 points). During his playing days at Lehigh, Logie hit 262 three-point field goals, the most in school history. In addition, Logie is the top free throw shooter in the history of the Patriot League at 90.7 percent.



The 2021-2022 season marked Coach Logie's third season at Point Loma and began with a historic 77-50 exhibition game victory over WCC opponent Pepperdine University in what was the first Division I opponent to ever compete at Point Loma. After overcoming a rash of injuries throughout the season, the Sea Lions would go on to win 21 games, and finish the regular season on an 11-game winning streak while capturing the first PacWest Regular Season Championship in the Coach Logie era. The Sea Lions were selected as the fourth seed in the 2022 NCAA West Regional, their fifth consecutive year qualifying for the NCAA Tournament which is the longest current streak of any Division II program in the West Region.

The 2021-2022 team reflected many of the traits that Coach Logie's teams are known for as they finished the season ranked third nationally in free throw percentage (80.6%), fourth nationally in 3-point field goals made (341) as well as being ranked in the Top-25 of five other offensive categories. In addition to the team success, Junior Kaden Anderson was again named PacWest Player of the Year on his way to earning All-West Region and All-American accolades while Ben Okhotin and Brock Mackenzie garnered Second Team All-PacWest recognition and Myles Franklin was named to the Third Team.

The 2020-2021 season was an abbreviated season due to Covid but furthered the foundation that Coach Logie

has built with the Sea Lions. A regionally-based schedule allowed for the Sea Lions to take the floor just 11 times during the 2020-2021 season but resulted in 8 victories and another at-large selection to the NCAA West Regional after being ranked among the nation's top-10 teams early in the year.

In his first year at the helm, Logie guided the Sea Lions to a 24-6 record (18-4 PacWest) and made conference history by becoming the first men's basketball team to win back-to-back PacWest Tournament Championships. Point Loma was ranked multiple times during the season, rising as high as No. 16. He also coached Darnell Robateau to the PacWest Newcomer of the Year award and Kaden Anderson to All-Region honors. During the season, Logie picked up his 200th career win with a victory over Notre Dame de Namur and the Sea Lions posted a 3.30 team grade point average.

Logie joined Point Loma after spending the previous eight seasons as the head coach at Whitworth. During his tenure, the Pirates won .847 percent of their games and his teams earned a bid to the NCAA Tournament in seven of his eight seasons. He guided Whitworth to five straight Northwest Conference Regular Season Championships from 2011 to 2016, and six Northwest Conference Tournament titles (2011-16 & 2017-18), while going 113-17 (.869) against Northwest Conference opponents. Logie's Whitworth teams never finished lower than second in the Northwest Conference.

MATT LOGIE

He was a three-time NWC Coach of the Year and a two-time finalist for the Glenn Robinson National Coach of the Year. Logie led Whitworth to a No. 1 national ranking in 2015-16, and he is the only coach in NCAA Division III history to win 100 games in his first four years. His teams were also strong in the classroom with a 3.30 grade point average over his eight years at the helm.

Prior to joining Whitworth, Logie played and was an assistant coach at Lehigh. He was a student-athlete for the Mountain Hawks from 1999-2003 and graduated as the school's seventh all-time leading scorer (1,524 points). During his playing days at Lehigh, Logie hit 262 three-point field goals, the most in school history. In addition, Logie is the top free throw shooter in the history of the Patriot League at 90.7 percent.

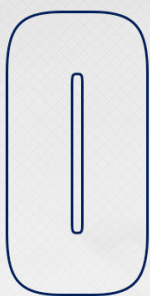
Logie re-joined Lehigh's coaching staff for his second stint prior to the 2007-08 season after spending the 2006-07 season as the Director of Basketball Operations at Kent State. He had previously served on the Lehigh staff from 2003-06, first as the Director of Basketball Operations and then as an assistant coach. He was instrumental in the Mountain Hawks' 2004 Patriot League

Championship and NCAA Tournament appearance. During his four-year span on Lehigh's staff, the Brown and White won the most games in school history.

He would work for five seasons at his alma mater before being promoted to associate head coach for two years. While there he recruited CJ McCollum, the 2013 NBA Draft pick and current member of the New Orleans Pelicans and helped lead the Mountain Hawks into the 2010 NCAA Tournament. The team whom Coach Logie helped to build at Lehigh before leaving for Whitworth in 2011 would go on to beat Duke in the 2012 NCAA Tournament in one of March Madness' greatest upsets.

Logie graduated Lehigh with an undergraduate degree in Journalism and a master's in Educational Leadership. He is married to Julia, and the couple has two children, Addy and Luke.





AIDEN GAIR

POSITION: GUARD

CLASS: JUNIOR

HEIGHT: 6'4"

WEIGHT: 198

HOMETOWN: WILLIAMSPORT, PENNSYLVANIA

PREVIOUS: MISSOURI STATE-WEST PLAINS JC



CAREER STATISTICS

2023-24 SEASON GAME BY GAME STATISTICS

PATRICK MCMAHON

POSITION: GUARD

CLASS: JUNIOR

HEIGHT: 6'7"

WEIGHT: 190

HOMETOWN: PALMER, ALASKA

PREVIOUS: COLONY HS



CAREER STATISTICS

SEASON	TEAM	GP-GS	MIN/AVG	FG-FGA	FG%	3FG-3FGA	3FG%	FT-FTA	FT%	OFF	DEF	TOT	AVG	PF-FO	A	TO	BLK	STL	PTS	AVG
2021-22	MSU	21-0	104/5.0	16-30	.533	1-8	.125	9-11	.818	3	16	19	0.9	19-0	6	3	4	3	42	2.0
2022-23	MSU	15-0	251/16.7	28-56	.500	6-12	.500	5-15	.333	7	23	30	2.0	24-1	8	7	3	6	67	4.5
2023-24	MSU	3-1	78/26.1	16-24	.667	2-5	.400	5-6	.833	1	6	7	2.3	5-0	2	2	0	2	39	13.0
TOTAL		39-1	434/11.1	60-110	.545	9-25	.360	19-32	.594	11	45	56	1.4	48-1	16	12	7	11	148	3.8

2023-24 SEASON GAME BY GAME STATISTICS

#1 MCMAHON, Patrick

Opponent	Date	GS	MIN	FG-FGA	PCT	3FG-3FGA	PCT	FT-FTA	PCT	OFF	DEF	TOT	AVG	PF	A	TO	BLK	STL	PTS	AVG
Northwest Indian	11/06/2023		20:14	6-8	.750	2-3	.667	0-0	.000	0	0	0	0.0	1	1	0	0	1	14	14.0
at Seattle U	11/11/2023		31:10	5-8	.625	0-0	.000	5-6	.833	1	5	6	3.0	1	1	2	0	1	15	14.5
at California	11/16/2023	*	26:51	5-8	.625	0-2	.000	0-0	.000	0	1	1	2.3	3	0	0	0	0	10	13.0
Totals		1	78:15	16-24	.667	2-5	.400	5-6	.833	1	6	7	2.3	5	2	2	0	2	39	13.0

Player Averages

Games Played	Minutes/ game	Points/ game	FG Pct	3FG Pct	FT Pct	Rebounds/ game	Assists/ game	Turnovers/ game	Assist/Turnover ratio	Steals/ game	Blocks/ game
9	26.1	19.0	66.7	40.0	83.3	2.3	0.7	0.7	1.0	0.7	0.0

2

BRANDON
WALKER

POSITION: FORWARD

CLASS: SOPHOMORE

HEIGHT: 6'7"

WEIGHT: 250

HOMETOWN: OAK CLIFF, TEXAS

PREVIOUS: UT ARLINGTON

CAREER STATISTICS

				Field Goals		3-Point		F-Throws		Rebounds				Scoring							
SEASON	TEAM	GP-GS	MIN/AVG	FG-FGA	FG%	3FG-3FGA	3FG%	FT-FTA	FT%	OFF	DEF	TOT	AVG	PF-FO	A	TO	BLK	STL	PTS	AVG	
2022-23	UTA	32-12	574/17.9	87-236	.369	8-57	.140	29-56	.518	49	90	139	4.3	64-0	10	28	3	10	211	6.6	
2023-24	MSU	13-13	223/17.2	62-118	.525	4-20	.200	26-38	.684	5	37	42	3.2	29-1	12	27	4	3	154	11.8	
TOTAL FOR MSU		13-13	223/17.2	62-118	.525	4-20	.200	26-38	.684	5	37	42	3.2	29-1	12	27	4	3	154	11.8	
TOTAL		45-25	798/17.7	149-354	.421	12-77	.156	55-94	.585	54	127	181	4.0	93-1	22	55	7	13	365	8.1	

2023-24 SEASON GAME BY GAME STATISTICS

#2 WALKER, Brandon

Opponent	Date	GS	MIN	Total		3-Pointers		Free throws		Rebounds				PF	A	TO	BLK	STL	PTS	AVG
				FG-FGA	PCT	3FG-3FGA	PCT	FT-FTA	PCT	OFF	DEF	TOT	AVG							
Northwest Indian	11/06/2023	*	16:15	5-7	.714	2-3	.667	1-3	.333	0	2	2	2.0	2	0	0	0	0	13	13.0
at Seattle U	11/11/2023	*	12:26	3-8	.375	0-2	.000	3-3	1.000	0	2	2	2.0	4	1	1	0	0	9	11.0
at California	11/16/2023	*	27:42	12-21	.571	1-6	.167	1-2	.500	1	2	3	2.3	1	4	2	1	0	26	16.0
Green Bay	11/20/2023	*	12:37	2-6	.333	0-2	.000	1-2	.500	0	3	3	2.5	4	1	1	0	1	5	13.3
UC Riverside	11/22/2023	*	21:56	7-14	.500	1-2	.500	1-1	1.000	0	1	1	2.2	2	1	4	0	0	16	13.8
Long Beach St.	11/26/2023	*	23:08	5-10	.500	0-1	.000	0-0	.000	0	5	5	2.7	2	2	5	0	0	10	13.2
Rocky Mountain	11/30/2023	*	11:29	4-7	.571	0-1	.000	0-0	.000	0	2	2	2.6	1	0	1	1	0	8	12.4
at Washington	12/05/2023	*	17:30	2-6	.333	0-1	.000	2-2	1.000	1	1	2	2.5	0	2	3	1	0	6	11.6
SAGU American Indian	12/16/2023	*	14:29	3-5	.600	0-1	.000	2-2	1.000	1	4	5	2.8	3	0	5	1	1	8	11.2
Southern Utah	12/19/2023	*	16:11	5-8	.625	0-0	.000	7-8	.875	2	2	4	2.9	1	0	0	0	0	17	11.8
at CSUN	12/22/2023	*	14:30	5-9	.556	0-0	.000	3-6	.500	0	3	3	2.9	1	0	2	0	0	13	11.9
at Idaho St.	12/28/2023	*	17:54	3-7	.429	0-1	.000	0-1	.000	0	6	6	3.2	3	0	2	0	0	6	11.4
at Weber St.	12/30/2023	*	17:04	6-10	.600	0-0	.000	5-8	.625	0	4	4	3.2	5	1	1	0	1	17	11.8
Totals		13	223:11	62-118	.525	4-20	.200	26-38	.684	5	37	42	3.2	29	12	27	4	3	154	11.8

Player Averages

Games Played	Minutes/game	Points/game	FG Pct	3FG Pct	FT Pct	Rebounds/game	Assists/game	Turnovers/game	Assist/Turnover ratio	Steals/game	Blocks/game
13	17.2	11.8	52.5	20.0	68.4	3.2	0.9	2.1	0.4	0.2	0.3

3 EDDIE TURNER III



POSITION: GUARD

CLASS: GRADUATE STUDENT

HEIGHT: 6'2"

WEIGHT: 183

HOMETOWN: SEATTLE, WASHINGTON

PREVIOUS: COLUMBIA

CAREER STATISTICS

		Field Goals				3-Point		F-Throws		Rebounds				Scoring						
SEASON	TEAM	GP-GS	MIN/AVG	FG-FGA	FG%	3FG-3FGA	3FG%	FT-FTA	FT%	OFF	DEF	TOT	AVG	PF-FO	A	TO	BLK	STL	PTS	AVG
2019-20	CU	9-0	93/10.3	9-25	.360	2-7	.286	0-0	.000	1	8	9	1.0	18-0	3	10	1	6	20	2.2
2021-22	CU	9-8	202/22.4	33-80	.413	5-18	.278	10-17	.588	0	12	12	1.3	16-1	24	19	1	9	81	9.0
2023-24	MSU	10-8	245/24.5	35-77	.455	11-31	.355	7-10	.700	3	15	18	1.8	24-1	36	22	0	17	88	8.8
TOTAL FOR MSU		10-8	245/24.5	35-77	.455	11-31	.355	7-10	.700	3	15	18	1.8	24-1	36	22	0	17	88	8.8
TOTAL		28-16	539/19.3	77-182	.423	18-56	.321	17-27	.630	4	35	39	1.4	58-2	63	51	2	32	189	6.8

2023-24 SEASON GAME BY GAME STATISTICS

#3 TURNER III, Eddie

Opponent	Date	GS	MIN	Total		3-Pointers		Free throws		Rebounds				PF	A	TO	BLK	STL	PTS	AVG
				FG-FGA	PCT	3FG-3FGA	PCT	FT-FTA	PCT	OFF	DEF	TOT	AVG							
Northwest Indian	11/06/2023	*	21:41	5-12	.417	2-6	.333	0-0	.000	0	2	2	2.0	0	6	1	0	3	12	12.0
at Seattle U	11/11/2023	*	19:29	2-5	.400	0-1	.000	0-0	.000	0	2	2	2.0	2	2	2	0	2	4	8.0
Long Beach St.	11/26/2023		02:22	0-2	.000	0-1	.000	0-0	.000	0	0	0	1.3	2	1	0	0	1	0	5.3
Rocky Mountain	11/30/2023		35:35	5-13	.385	1-5	.200	0-0	.000	3	1	4	2.0	3	6	2	0	3	11	6.8
at Washington	12/05/2023	*	21:26	1-4	.250	0-2	.000	0-0	.000	0	1	1	1.8	5	2	4	0	2	2	5.8
SAGU American Indian	12/16/2023	*	29:53	6-9	.667	2-4	.500	2-2	1.000	0	1	1	1.7	2	9	4	0	1	16	7.5
Southern Utah	12/19/2023	*	19:56	1-4	.250	0-1	.000	0-0	.000	0	2	2	1.7	4	3	2	0	1	2	6.7
at CSUN	12/22/2023	*	25:26	2-3	.667	0-1	.000	1-3	.333	0	1	1	1.6	3	2	3	0	0	5	6.5
at Idaho St.	12/28/2023	*	33:59	6-12	.500	2-5	.400	4-5	.800	0	1	1	1.6	1	1	2	0	2	18	7.8
at Weber St.	12/30/2023	*	34:48	7-13	.538	4-5	.800	0-0	.000	0	4	4	1.8	2	4	2	0	2	18	8.8
Totals		8	244:35	35-77	.455	11-31	.355	7-10	.700	3	15	18	1.8	24	36	22	0	17	88	8.8

Player Averages

Games Played	Minutes/game	Points/game	FG Pct	3FG Pct	FT Pct	Rebounds/game	Assists/game	Turnovers/game	Assist/Turnover ratio	Steals/game	Blocks/game
10	24.5	8.8	45.5	35.5	70.0	1.8	3.6	2.2	1.6	1.7	0.0

4 JAQARI MILES

POSITION: GUARD

CLASS: FRESHMAN

HEIGHT: 6'4"

WEIGHT: 188

HOMETOWN: VALENCIA, CALIFORNIA

PREVIOUS: WEST RANCH HS



CAREER STATISTICS

				Field Goals		3-Point		F-Throws		Rebounds										Scoring	
SEASON	TEAM	GP-GS	MIN	AVG	FG-FGA	FG%	3FG-3FGA	3FG%	FT-FTA	FT%	OFF	DEF	TOT	AVG	PF-FO	A	TO	BLK	STL	PTS	AVG
2023-24	MSU	1-0	7	7.2	4-6	.667	2-3	.667	0-1	.000	0	1	1	1.0	1-0	1	0	0	1	10	10.0
TOTAL		1-0	7	7.2	4-6	.667	2-3	.667	0-1	.000	0	1	1	1.0	1-0	1	0	0	1	10	10.0

2023-24 SEASON GAME BY GAME STATISTICS

#4 MILES, Jaqari

Opponent		Date	GS	MIN	Total		3-Pointers		Free throws		Rebounds											
					FG-FGA	PCT	3FG-3FGA	PCT	FT-FTA	PCT	OFF	DEF	TOT	AVG	PF	A	TO	BLK	STL	PTS	AVG	
Northwest Indian	11/06/2023			07:11	4-6	.667	2-3	.667	0-1	.000	0	1	1	1.0	1	1	0	0	1	10	10.0	
Totals			0	07:11	4-6	.667	2-3	.667	0-1	.000	0	1	1	1.0	1	1	0	0	1	10	10.0	

Player Averages

Games Played	Minutes/ game	Points/ game	FG Pct	3FG Pct	FT Pct	Rebounds/ game	Assists/ game	Turnovers/ game	Assist/Turnover ratio	Steals/ game	Blocks/ game
1	7.2	10.0	66.7	66.7	0.0	1.0	1.0	0.0	1.0	1.0	0.0

5 JADEN GERON

POSITION: GUARD

CLASS: JUNIOR

HEIGHT: 6'8"

WEIGHT: 190

HOMETOWN: FRESNO, CALIFORNIA

PREVIOUS: RICE



CAREER STATISTICS

SEASON	TEAM	GP-GS	MIN/AVG	Field Goals		3-Point		F-Throws		Rebounds				Scoring			
				FG-FGA	FG%	3FG-3FGA	3FG%	FT-FTA	FT%	OFF	DEF	TOT	AVG	PF-FO	A	TO	BLK
2021-22	Rice	11-0	65/5.9	8-15	.533	7-11	.636	1-2	.500	3	10	13	1.2	7-0	1	3	0
2022-23	Rice	9-0	69/7.7	4-18	.222	4-15	.267	5-9	.556	0	11	11	1.2	3-0	3	3	0
2023-24	MSU	5-0	77/15.3	4-16	.250	2-8	.250	1-2	.500	1	8	9	1.8	9-1	5	3	1
TOTAL FOR MSU		5-0	77/15.3	4-16	.250	2-8	.250	1-2	.500	1	8	9	1.8	9-1	5	3	1
TOTAL		25-0	211/8.4	16-49	.327	13-34	.382	7-13	.538	4	29	33	1.3	19-1	9	9	1

2023-24 SEASON GAME BY GAME STATISTICS

#5 GERON, Jaden

Opponent	Date	GS	MIN	Total		3-Pointers		Free throws		Rebounds				PF			
				FG-FGA	PCT	3FG-3FGA	PCT	FT-FTA	PCT	OFF	DEF	TOT	AVG	A	TO	BLK	STL
SAGU American Indian	12/16/2023		12:33	1-3	.333	1-3	.333	0-0	.000	0	3	3	3.0	0	0	1	0
Southern Utah	12/19/2023		24:01	3-8	.375	1-2	.500	0-0	.000	1	2	3	3.0	5	2	0	0
at CSUN	12/22/2023		20:37	0-2	.000	0-1	.000	0-0	.000	0	2	2	2.7	2	1	0	0
at Idaho St.	12/28/2023		09:34	0-1	.000	0-1	.000	0-0	.000	0	0	0	2.0	0	0	1	0
at Weber St.	12/30/2023		09:57	0-2	.000	0-1	.000	1-2	.500	0	1	1	1.8	2	2	1	0
Totals		0	76:42	4-16	.250	2-8	.250	1-2	.500	1	8	9	1.8	9	5	3	1

Player Averages

Games Played	Minutes/game	Points/game	FG Pct	3FG Pct	FT Pct	Rebounds/game	Assists/game	Turnovers/game	Assist/Turnover ratio	Steals/game	Blocks/game
5	15.3	2.2	25.0	25.0	50.0	1.8	1.0	0.6	1.7	0.2	0.2



TYLER PATTERSON



POSITION: GUARD

CLASS: JUNIOR

HEIGHT: 6'8"

WEIGHT: 190

HOMETOWN: SNOQUALMIE, WASHINGTON

PREVIOUS: MOUNT SI HS

CAREER STATISTICS

SEASON	TEAM	GP-GS	MIN	AVG	Field Goals		3-Point		F-Throws		Rebounds				Scoring						
					FG-FGA	FG%	3FG-3FGA	3FG%	FT-FTA	FT%	OFF	DEF	TOT	AVG	PF-FO	A	TO	BLK	STL	PTS	AVG
2020-21	MSU	23-17	431	18.8	27-82	.329	25-72	.347	5-7	.714	3	18	21	0.9	27-0	11	9	4	9	84	3.7
2021-22	MSU	35-34	796	22.8	85-210	.405	64-170	.376	14-16	.875	12	33	45	1.3	34-0	24	14	2	17	248	7.1
2022-23	MSU	35-31	830	23.7	60-163	.368	50-145	.345	4-5	.800	4	38	42	1.2	41-0	16	16	6	16	174	5.0
2023-24	MSU	13-13	463	35.6	47-108	.435	32-88	.364	2-2	1.000	4	36	40	3.1	21-0	11	8	1	11	128	9.8
TOTAL		106-95	2521	23.8	219-563	.389	171-475	.360	25-30	.833	23	125	148	1.4	123-0	62	47	13	53	634	6.0

2023-24 SEASON GAME BY GAME STATISTICS

#11 PATTERSON, Tyler

Opponent	Date	GS	MIN	Total		3-Pointers		Free throws		Rebounds				Points							
				FG-FGA	PCT	3FG-3FGA	PCT	FT-FTA	PCT	OFF	DEF	TOT	AVG	PP	A	TO	BLK	STL	PTS	AVG	
Northwest Indian	11/06/2023	*	16:35	3-7	.429	1-5	.200	0-0	.000	1	3	4	4.0	0	0	0	0	1	7	7.0	
at Seattle U	11/11/2023	*	36:51	4-7	.571	3-6	.500	0-0	.000	0	1	1	2.5	2	1	0	0	0	11	9.0	
at California	11/16/2023	*	38:01	3-4	.750	1-2	.500	0-0	.000	0	2	2	2.3	1	0	1	1	3	7	8.3	
Green Bay	11/20/2023	*	42:39	1-8	.125	0-7	.000	0-0	.000	0	3	3	2.5	3	0	1	0	0	2	6.8	
UC Riverside	11/22/2023	*	40:00	7-9	.778	4-5	.800	2-2	1.000	1	3	4	2.8	2	1	1	0	1	20	9.4	
Long Beach St.	11/26/2023	*	40:00	7-12	.583	6-11	.545	0-0	.000	1	6	7	3.5	2	2	1	0	0	20	11.2	
Rocky Mountain	11/30/2023	*	36:01	4-11	.364	2-8	.250	0-0	.000	1	3	4	3.6	0	0	0	0	0	10	11.0	
at Washington	12/05/2023	*	36:03	4-11	.364	4-10	.400	0-0	.000	0	2	2	3.4	0	0	1	0	2	12	11.1	
SAGU American Indian	12/16/2023	*	28:30	4-8	.500	4-8	.500	0-0	.000	0	3	3	3.3	1	1	0	0	1	12	11.2	
Southern Utah	12/19/2023	*	40:17	3-6	.500	2-5	.400	0-0	.000	0	3	3	3.3	1	0	1	0	0	8	10.9	
at CSUN	12/22/2023	*	34:15	2-11	.182	1-10	.100	0-0	.000	0	2	2	3.2	3	2	0	0	0	5	10.4	
at Idaho St.	12/28/2023	*	34:48	0-2	.000	0-1	.000	0-0	.000	0	2	2	3.1	3	2	1	0	1	0	9.5	
at Weber St.	12/30/2023	*	38:35	5-12	.417	4-10	.400	0-0	.000	0	3	3	3.1	3	2	1	0	2	14	9.8	
Totals		13	462:35	47-108	.435	32-88	.364	2-2	1.000	4	36	40	3.1	21	11	8	1	11	128	9.8	

Player Averages

Games Played	Minutes/ game	Points/ game	FG Pct	3FG Pct	FT Pct	Rebounds/ game	Assists/ game	Turnovers/ game	Assist/Turnover ratio	Steals/ game	Blocks/ game
13	35.6	9.8	43.5	36.4	100.0	3.1	0.8	0.6	1.4	0.8	0.1

14 CARTER ASH

POSITION: GUARD

CLASS: JUNIOR

HEIGHT: 6'0"

WEIGHT: 165

HOMETOWN: BOZEMAN, MONTANA

PREVIOUS: BOZEMAN HS



CAREER STATISTICS

			Field Goals			3-Point		F-Throws		Rebounds								Scoring		
SEASON	TEAM	GP-GS	MIN/AVG	FG-FGA	FG%	3FG-3FGA	3FG%	FT-FTA	FT%	OFF	DEF	TOT	AVG	PF-FO	A	TO	BLK	STL	PTS	AVG
2021-22	MSU	3-0	10/3.4	1-2	.500	1-1	1.000	0-0	.000	0	1	1	0.3	1-0	1	0	0	0	3	1.0
2022-23	MSU	6-0	18/3.0	3-7	.429	2-5	.400	1-2	.500	0	4	4	0.7	1-0	2	0	0	0	9	1.5
2023-24	MSU	3-0	7/2.2	1-1	1.000	0-0	.000	0-0	.000	0	0	0	0.0	0-0	0	0	0	0	2	0.7
TOTAL		12-0	35/2.9	5-10	.500	3-6	.500	1-2	.500	0	5	5	0.4	2-0	3	0	0	0	14	1.2

2023-24 SEASON GAME BY GAME STATISTICS

#14 ASH, Carter

Opponent	Date	GS	MIN	Total		3-Pointers		Free throws		Rebounds											
				FG-FGA	PCT	3FG-3FGA	PCT	FT-FTA	PCT	OFF	DEF	TOT	AVG	PF	A	TO	BLK	STL	PTS	AVG	
Northwest Indian	11/06/2023		03:21	1-1	1.000	0-0	.000	0-0	.000	0	0	0	0.0	0	0	0	0	0	2	2.0	
SAGU American Indian	12/16/2023		01:53	0-0	.000	0-0	.000	0-0	.000	0	0	0	0.0	0	0	0	0	0	0	1.0	
at Weber St.	12/30/2023		01:25	0-0	.000	0-0	.000	0-0	.000	0	0	0	0.0	0	0	0	0	0	0	0.7	
Totals		0	06:39	1-1	1.000	0-0	.000	0-0	.000	0	0	0	0.0	0	0	0	0	0	2	0.7	

Player Averages

Games Played	Minutes/game	Points/game	FG Pct	3FG Pct	FT Pct	Rebounds/game	Assists/game	Turnovers/game	Assist/Turnover ratio	Steals/game	Blocks/game
3	2.2	0.7	100.0	0.0	0.0	0.0	0.0	0.0	0.0	0.0	0.0

15 JOHN OLMSTED



POSITION: FORWARD

CLASS: GRADUATE STUDENT

HEIGHT: 6'10"

WEIGHT: 235

HOMETOWN: MORENCI, ARIZONA

PREVIOUS: ARIZONA STATE

CAREER STATISTICS

Scoring																			
SEASON	TEAM	GP-GS	MIN/AVG	Field Goals	FG%	3FG-3FGA	3FG%	FT-FTA	FT%	OFF DEF	TOT	AVG	PP-FO	A	TO	BLK	STL	PTS	AVG
2019-20	ASU	4-0	5/1.3	0-1	.000	0-0	.000	0-0	.000	1	2	3	0.8	0-0	1	0	0	0	0
2020-21	ASU	12-0	89/7.4	2-4	.500	0-0	.000	2-4	.500	4	12	16	1.3	13-0	2	1	1	0	6
2021-22	ASU	13-0	36/2.8	0-7	.286	0-3	.000	0-0	.000	1	7	8	0.6	5-0	2	1	1	0	4
2022-23	ASU	10-0	17/1.7	0-0	.000	0-0	.000	1-2	.500	0	3	3	0.3	2-0	0	0	1	0	1
2023-24	MSU	10-0	81/8.1	9-21	.429	0-2	.000	2-4	.500	5	10	15	1.5	7-0	4	4	3	20	2.0
TOTAL FOR MSU		10-0	81/8.1	9-21	.429	0-2	.000	2-4	.500	5	10	15	1.5	7-0	4	4	3	20	2.0
TOTAL		49-0	228/4.7	13-33	.394	0-5	.000	5-10	.500	11	34	45	0.9	27-0	9	6	7	31	0.6

2023-24 SEASON GAME BY GAME STATISTICS

#15 OLMSTED, John

Opponent	Date	GS	MIN	Total		3-Pointers		Free throws		Rebounds											
				FG-FGA	PCT	3FG-3FGA	PCT	FT-FTA	PCT	OFF	DEF	TOT	AVG	PF	A	TO	BLK	STL	PTS	AVG	
Northwest Indian	11/06/2023		12:08	3-4	.750	0-0	.000	0-0	.000	0	2	2	2.0	1	1	0	1	1	6	6.0	
at Seattle U	11/11/2023		02:45	0-1	.000	0-0	.000	0-0	.000	0	0	0	1.0	0	0	1	0	0	0	3.0	
at California	11/16/2023		00:05	0-0	.000	0-0	.000	0-0	.000	0	0	0	0.7	0	0	0	0	0	0	2.0	
Green Bay	11/20/2023		03:04	0-0	.000	0-0	.000	0-0	.000	0	0	0	0.5	0	1	0	0	0	0	1.5	
Rocky Mountain	11/30/2023		18:03	3-7	.429	0-1	.000	2-4	.500	2	2	4	1.2	3	0	1	0	1	8	2.8	
at Washington	12/05/2023		22:30	1-3	.333	0-1	.000	0-0	.000	1	5	6	2.0	3	1	1	1	0	2	2.7	
SAGU American Indian	12/16/2023		12:05	2-2	1.000	0-0	.000	0-0	.000	2	1	3	2.1	0	0	1	2	1	4	2.9	
Southern Utah	12/19/2023		02:23	0-2	.000	0-0	.000	0-0	.000	0	0	0	1.9	0	1	0	0	0	0	2.5	
at Idaho St.	12/28/2023		05:31	0-2	.000	0-0	.000	0-0	.000	0	0	0	1.7	0	0	0	0	0	0	2.2	
at Weber St.	12/30/2023		02:10	0-0	.000	0-0	.000	0-0	.000	0	0	0	1.5	0	0	0	0	0	0	2.0	
Totals		0	80:44	9-21	.429	0-2	.000	2-4	.500	5	10	15	1.5	7	4	4	4	3	20	2.0	

Player Averages

Games Played	Minutes/game	Points/game	FG Pct	3FG Pct	FT Pct	Rebounds/game	Assists/game	Turnovers/game	Assist/Turnover ratio	Steals/game	Blocks/game
10	8.1	2.0	42.9	0.0	50.0	1.5	0.4	0.4	1.0	0.3	0.4

20 ROBERT FORD III

POSITION: GUARD

CLASS: REDSHIRT SENIOR

HEIGHT: 6'0"

WEIGHT: 180

HOMETOWN: PORTLAND, OREGON

PREVIOUS: IDAHO STATE



CAREER STATISTICS

SEASON	TEAM	GP-GS	MIN/AVG	Field Goals			3-Point			F-Throws			Rebounds				Scoring			
				FG-FGA	FG%	3FG-3FGA	3FG%	FT-FTA	FT%	OFF	DEF	TOT	AVG	PF-FO	A	TO	BLK	STL	PTS	AVG
2020-21	ISU	24-24	757/31.5	85-207	.411	37-102	.363	66-89	.742	33	139	172	7.2	63-2	75	71	5	29	273	11.4
2021-22	ISU	9-9	264/29.3	29-68	.426	19-47	.404	21-25	.840	11	30	41	4.6	23-0	9	22	2	4	98	10.9
2022-23	MSU	35-2	725/20.7	42-147	.286	22-84	.262	49-64	.766	27	85	112	3.2	65-1	64	44	3	33	155	4.4
2023-24	MSU	13-13	429/33.0	54-123	.439	27-65	.415	41-51	.804	14	83	97	7.5	40-1	36	30	3	37	176	13.5
TOTAL FOR MSU		48-15	1154/24.0	96-270	.356	49-149	.329	90-115	.783	41	168	209	4.4	105-2	100	74	6	70	331	6.9
TOTAL		81-48	2175/26.8	210-545	.385	105-298	.352	177-229	.773	85	337	422	5.2	191-4	184	167	13	103	702	8.7

2023-24 SEASON GAME BY GAME STATISTICS

#20 FORD III, Robert

Opponent	Date	GS	MIN	Total		3-Pointers		Free throws		Rebounds				PF	A	TO	BLK	STL	PTS	AVG
				FG-FGA	PCT	3FG-3FGA	PCT	FT-FTA	PCT	OFF	DEF	TOT	AVG							
Northwest Indian	11/06/2023	*	18:27	5-10	.500	2-4	.500	3-3	1.000	1	1	2	2.0	3	5	2	0	4	15	15.0
at Seattle U	11/11/2023	*	30:12	3-10	.300	2-5	.400	0-1	.000	1	5	6	4.0	5	1	3	0	4	8	11.5
at California	11/16/2023	*	29:14	0-5	.000	0-3	.000	0-1	.000	1	8	9	5.7	4	1	3	1	1	0	7.7
Green Bay	11/20/2023	*	45:00	7-13	.538	5-8	.625	7-8	.875	4	9	13	7.5	3	0	3	0	7	26	12.3
UC Riverside	11/22/2023	*	40:00	4-10	.400	0-4	.000	7-8	.875	0	9	9	7.8	1	5	0	0	4	15	12.8
Long Beach St.	11/26/2023	*	38:22	4-7	.571	1-3	.333	0-2	.000	0	8	8	7.8	2	6	4	0	1	9	12.2
Rocky Mountain	11/30/2023	*	38:39	3-10	.300	2-7	.286	0-0	.000	0	9	9	8.0	1	3	1	0	2	8	11.6
at Washington	12/05/2023	*	24:60	5-10	.500	1-4	.250	2-3	.667	0	5	5	7.6	3	0	3	0	3	13	11.8
SAGU American Indian	12/16/2023	*	22:15	8-11	.727	7-9	.778	1-1	1.000	3	6	9	7.8	4	4	1	1	3	24	13.1
Southern Utah	12/19/2023	*	42:34	4-12	.333	2-5	.400	6-8	.750	1	9	10	8.0	4	3	4	0	3	16	13.4
at CSUN	12/22/2023	*	35:58	6-12	.500	4-8	.500	7-8	.875	1	8	9	8.1	4	2	2	0	2	23	14.3
at Idaho St.	12/28/2023	*	33:07	4-9	.444	1-4	.250	6-6	1.000	2	2	4	7.8	2	3	1	0	2	15	14.3
at Weber St.	12/30/2023	*	30:20	1-4	.250	0-1	.000	2-2	1.000	0	4	4	7.5	4	3	3	1	1	4	13.5
Totals		13	429:08	54-123	.439	27-65	.415	41-51	.804	14	83	97	7.5	40	36	30	3	37	176	13.5

Player Averages

Games Played	Minutes/game	Points/game	FG Pct	3FG Pct	FT Pct	Rebounds/game	Assists/game	Turnovers/game	Assist/Turnover ratio	Steals/game	Blocks/game
13	33.0	13.5	43.9	41.5	80.4	7.5	2.8	2.3	1.2	2.8	0.2

21 BRIAN GORACKE



POSITION: FORWARD

CLASS: JUNIOR

HEIGHT: 6'6"

WEIGHT: 210

HOMETOWN: MONROE, OREGON

PREVIOUS: POINT LOMA

CAREER STATISTICS

Scoring																				
SEASON	TEAM	GP-GS	MIN/AVG	Field Goals		3-Point		F-Throws		Rebounds				Scoring						
				FG-FGA	FG%	3FG-3FGA	3FG%	FT-FTA	FT%	OFF	DEF	TOT	AVG	PP-FO	A	TO	BLK	STL	PTS	
2020-21	PL	11-0	143/13.0	21-47	.447	9-27	.333	2-5	.400	6	18	24	2.2	19-0	2	11	3	53	4.8	
2021-22	PL	30-0	456/15.2	66-140	.471	26-75	.347	30-35	.857	18	65	83	2.8	42-0	23	31	5	15	188	6.3
2022-23	PL	33-33	895/27.1	157-311	.505	65-169	.385	46-63	.730	36	105	141	4.3	71-2	37	45	9	25	425	12.9
2023-24	MSU	13-11	417/32.1	68-154	.442	32-90	.356	36-38	.947	19	41	60	4.6	44-1	14	17	6	7	204	15.7
TOTAL FOR MSU		13-11	417/32.1	68-154	.442	32-90	.356	36-38	.947	19	41	60	4.6	44-1	14	17	6	7	204	15.7
TOTAL		87-44	1911/22.0	312-652	.479	132-361	.366	114-141	.809	79	229	308	3.5	176-3	76	104	23	52	870	10.0

2023-24 SEASON GAME BY GAME STATISTICS

#21 GORACKE, Brian

Opponent	Date	GS	MIN	Total		3-Pointers		Free throws		Rebounds				PF	A	TO	BLK	STL	PTS	AVG
				FG-FGA	PCT	3FG-3FGA	PCT	FT-FTA	PCT	OFF	DEF	TOT	AVG							
Northwest Indian	11/06/2023		20:04	4-6	.667	2-3	.667	2-3	.667	0	6	6	6.0	2	1	1	1	0	12	12.0
at Seattle U	11/11/2023		27:31	7-13	.538	4-10	.400	0-0	.000	0	3	3	4.5	3	1	0	1	0	18	15.0
at California	11/16/2023	*	34:49	2-6	.333	0-3	.000	4-4	1.000	1	2	3	4.0	4	0	0	0	2	8	12.7
Green Bay	11/20/2023	*	35:21	4-17	.235	2-10	.200	4-4	1.000	3	1	4	4.0	2	1	0	0	0	14	13.0
UC Riverside	11/22/2023	*	31:37	2-5	.400	2-3	.667	2-2	1.000	2	2	4	4.0	4	0	2	1	1	8	12.0
Long Beach St.	11/26/2023	*	35:22	7-12	.583	5-9	.556	0-0	.000	0	2	2	3.7	5	1	2	0	0	19	13.2
Rocky Mountain	11/30/2023	*	34:57	5-13	.385	2-9	.222	2-2	1.000	1	4	5	3.9	4	3	2	1	0	14	13.3
at Washington	12/05/2023	*	27:31	4-12	.333	2-8	.250	2-2	1.000	1	1	2	3.6	3	0	0	1	1	12	13.1
SAGU American Indian	12/16/2023	*	29:17	7-15	.467	5-11	.455	10-10	1.000	0	4	4	3.7	3	3	3	0	1	29	14.9
Southern Utah	12/19/2023	*	41:33	8-16	.500	4-8	.500	3-4	.750	1	8	9	4.2	4	1	5	0	1	23	15.7
at CSUN	12/22/2023	*	35:15	5-14	.357	2-9	.222	2-2	1.000	4	1	5	4.3	3	2	1	0	0	14	15.5
at Idaho St.	12/28/2023	*	35:40	11-15	.733	2-4	.500	5-5	1.000	2	6	8	4.6	3	0	0	0	1	29	16.7
at Weber St.	12/30/2023	*	27:55	2-10	.200	0-3	.000	0-0	.000	4	1	5	4.6	4	1	1	1	0	4	15.7
Totals		11	416:52	68-154	.442	32-90	.356	36-38	.947	19	41	60	4.6	44	14	17	6	7	204	15.7

Player Averages

Games Played	Minutes/game	Points/game	FG Pct	3FG Pct	FT Pct	Rebounds/game	Assists/game	Turnovers/game	Assist/Turnover ratio	Steals/game	Blocks/game
13	32.1	15.7	44.2	35.6	94.7	4.6	1.1	1.3	0.8	0.5	0.5

22 CALUM RUTHERFURD

POSITION: FORWARD

CLASS: FRESHMAN

HEIGHT: 6'11"

WEIGHT: 225

HOMETOWN: SEBASTOPOL, CALIFORNIA

PREVIOUS: ANALY HS



CAREER STATISTICS

2023-24 SEASON GAME BY GAME STATISTICS

23 CHIKA NDUKA

POSITION: FORWARD

CLASS: FRESHMAN

HEIGHT: 6'5"

WEIGHT: 225

HOMETOWN: SEATTLE, WASHINGTON

PREVIOUS: PORTLAND



CAREER STATISTICS

		Field Goals					3-Point		F-Throws		Rebounds			Scoring						
SEASON	TEAM	GP-GS	MIN/AVG	FG-FGA	FG%	3FG-3FGA	3FG%	FT-FTA	FT%	OFF	DEF	TOT	AVG	PP-FO	A	TO	BLK	STL	PTS	AVG
2021-22	UP	34-19	865/25.4	101-195	.518	5-17	.294	57-84	.679	73	118	191	5.6	95-2	47	39	4	20	264	7.8
2022-23	UP	33-8	669/20.3	51-99	.515	3-5	.600	35-60	.583	46	59	105	3.2	81-2	26	32	11	20	140	4.2
2023-24	MSU	13-2	226/17.4	19-43	.442	0-4	.000	16-29	.552	11	18	29	2.2	31-1	18	10	2	10	54	4.2
TOTAL FOR MSU		13-2	226/17.4	19-43	.442	0-4	.000	16-29	.552	11	18	29	2.2	31-1	18	10	2	10	54	4.2
TOTAL		80-29	1760/22.0	171-337	.507	8-26	.308	108-173	.624	130	195	325	4.1	207-5	91	81	17	50	458	5.7

2023-24 SEASON GAME BY GAME STATISTICS

#23 NDUKA, Chika

Opponent	Date	GS	MIN	Total		3-Pointers		Free throws		Rebounds											
				FG-FGA	PCT	3FG-3FGA	PCT	FT-FTA	PCT	OFF	DEF	TOT	AVG	PF	A	TO	BLK	STL	PTS	AVG	
Northwest Indian	11/06/2023	*	24:59	2-4	.500	0-1	.000	0-0	.000	2	1	3	3.0	3	0	0	1	1	4	4.0	
at Seattle U	11/11/2023	*	13:48	0-1	.000	0-1	.000	0-0	.000	0	2	2	2.5	2	0	1	0	0	0	2.0	
at California	11/16/2023		07:33	0-2	.000	0-1	.000	0-0	.000	0	0	0	1.7	2	1	1	0	0	0	1.3	
Green Bay	11/20/2023		20:39	0-1	.000	0-1	.000	0-0	.000	0	0	0	1.3	1	2	0	0	0	0	1.0	
UC Riverside	11/22/2023		18:26	3-7	.429	0-0	.000	0-2	.000	1	2	3	1.6	2	3	0	1	1	6	2.0	
Long Beach St.	11/26/2023		17:15	2-3	.667	0-0	.000	0-0	.000	1	0	1	1.5	4	2	2	0	1	4	2.3	
Rocky Mountain	11/30/2023		12:08	0-3	.000	0-0	.000	1-4	.250	0	1	1	1.4	2	1	0	0	0	1	2.1	
at Washington	12/05/2023		12:28	0-1	.000	0-0	.000	0-0	.000	2	1	3	1.6	0	1	1	0	2	0	1.9	
SAGU American Indian	12/16/2023		16:14	1-1	1.000	0-0	.000	5-8	.625	2	3	5	2.0	1	2	1	0	3	7	2.4	
Southern Utah	12/19/2023		26:22	6-8	.750	0-0	.000	4-5	.800	2	4	6	2.4	5	4	0	0	0	16	3.8	
at CSUN	12/22/2023		25:30	3-7	.429	0-0	.000	4-6	.667	0	3	3	2.5	3	2	4	0	1	10	4.4	
at Idaho St.	12/28/2023		14:47	1-2	.500	0-0	.000	2-3	.667	0	0	0	2.3	4	0	0	0	0	4	4.3	
at Weber St.	12/30/2023		16:11	1-3	.333	0-0	.000	0-1	.000	1	1	2	2.2	2	0	0	0	1	2	4.2	
Totals		2	226:20	19-43	.442	0-4	.000	16-29	.552	11	18	29	2.2	31	18	10	2	10	54	4.2	

Player Averages

Games Played	Minutes/game	Points/game	FG Pct	3FG Pct	FT Pct	Rebounds/game	Assists/game	Turnovers/game	Assist/Turnover ratio	Steals/game	Blocks/game
13	17.4	4.2	44.2	0.0	55.2	2.2	1.4	0.8	1.8	0.8	0.2

24 JED MILLER

POSITION: GUARD

CLASS: SOPHOMORE

HEIGHT: 6'2"

WEIGHT: 175

HOMETOWN: AGOURA HILLS, CALIFORNIA

PREVIOUS: SOUTHERN CALIFORNIA ACADEMY



CAREER STATISTICS

SEASON	TEAM	GP-GS	MIN/AVG	Field Goals		3-Point		F-Throws		Rebounds				Scoring			
				FG-FGA	FG%	3FG-3FGA	3FG%	FT-FTA	FT%	OFF	DEF	TOT	AVG	PF-FO	A	TO	BLK
2022-23	MSU	15-0	81/5.4	15-31	.484	12-25	.480	0-1	.000	1	14	15	1.0	11-0	13	2	1
2023-24	MSU	9-0	140/15.5	8-32	.250	4-19	.211	4-4	1.000	2	12	14	1.6	4-0	13	5	2
TOTAL		24-0	221/9.2	23-63	.365	16-44	.364	4-5	.800	3	26	29	1.2	15-0	26	7	3
																18	66
																	2.8

2023-24 SEASON GAME BY GAME STATISTICS

#24 MILLER, Jed

Opponent	Date	GS	MIN	Total		3-Pointers		Free throws		Rebounds				Scoring			
				FG-FGA	PCT	3FG-3FGA	PCT	FT-FTA	PCT	OFF	DEF	TOT	AVG	PF	A	TO	BLK
Northwest Indian	11/06/2023		20:25	3-7	.429	2-5	.400	0-0	.000	0	0	0	0.0	0	4	2	0
at California	11/16/2023		11:15	1-6	.167	0-3	.000	4-4	1.000	0	2	2	1.0	0	1	0	1
Green Bay	11/20/2023		25:44	0-8	.000	0-4	.000	0-0	.000	0	2	2	1.3	0	1	1	0
UC Riverside	11/22/2023		24:26	1-2	.500	0-0	.000	0-0	.000	0	2	2	1.5	2	3	0	1
Long Beach St.	11/26/2023		18:02	2-4	.500	1-2	.500	0-0	.000	0	2	2	1.6	0	0	1	0
Rocky Mountain	11/30/2023		03:50	0-0	.000	0-0	.000	0-0	.000	1	0	1	1.5	0	0	0	0
at Washington	12/05/2023		13:01	1-2	.500	1-2	.500	0-0	.000	0	1	1	1.4	1	1	1	0
SAGU American Indian	12/16/2023		21:36	0-3	.000	0-3	.000	0-0	.000	1	3	4	1.8	1	3	0	0
at Weber St.	12/30/2023		01:25	0-0	.000	0-0	.000	0-0	.000	0	0	0	1.6	0	0	0	0
Totals		0	139:45	8-32	.250	4-19	.211	4-4	1.000	2	12	14	1.6	4	13	5	2
																9	24
																	2.7

Player Averages

Games Played	Minutes/game	Points/game	FG Pct	3FG Pct	FT Pct	Rebounds/game	Assists/game	Turnovers/game	Assist/Turnover ratio	Steals/game	Blocks/game
9	15.5	2.7	25.0	21.1	100.0	1.6	1.4	0.6	2.6	1.0	0.2

25 SAM LECHOLAT

POSITION: FORWARD

CLASS: JUNIOR

HEIGHT: 6'7"

WEIGHT: 215

HOMETOWN: SHERIDAN, WYOMING

PREVIOUS: SHERIDAN HS



CAREER STATISTICS

			Field Goals		3-Point		F-Throws		Rebounds								Scoring				
SEASON	TEAM	GP-GS	MIN	AVG	FG-FGA	FG%	3FG-3FGA	3FG%	FT-FTA	FT%	OFF	DEF	TOT	AVG	PF-FO	A	TO	BLK	STL	PTS	AVG
2021-22	MSU	32-0	267	8.4	21-39	.538	7-17	.412	15-19	.789	10	35	45	1.4	40-0	19	18	4	2	64	2.0
2022-23	MSU	35-11	405	11.6	32-66	.485	11-31	.355	40-61	.656	25	51	76	2.2	50-0	19	19	6	7	115	3.3
2023-24	MSU	13-4	258	19.8	13-43	.302	4-25	.160	11-18	.611	13	23	36	2.8	33-1	20	12	7	7	41	3.2
TOTAL		80-15	930	11.6	66-148	.446	22-73	.301	66-98	.673	48	109	157	2.0	123-1	58	49	17	16	220	2.8

2023-24 SEASON GAME BY GAME STATISTICS

#25 LECHOLAT, Sam

Opponent	Date	GS	MIN	Total		3-Pointers		Free throws		Rebounds				PF	A	TO	BLK	STL	PTS	AVG
				FG-FGA	PCT	3FG-3FGA	PCT	FT-FTA	PCT	OFF	DEF	TOT	AVG							
Northwest Indian	11/06/2023		18:40	0-2	.000	0-1	.000	0-0	.000	3	6	9	9.0	1	3	1	1	1	0	0.0
at Seattle U	11/11/2023		25:48	1-2	.500	0-1	.000	1-2	.500	2	3	5	7.0	5	3	2	0	0	3	1.5
at California	11/16/2023		24:30	2-6	.333	2-4	.500	0-0	.000	2	0	2	5.3	4	1	1	0	1	6	3.0
Green Bay	11/20/2023	*	39:56	3-9	.333	0-3	.000	0-0	.000	1	3	4	5.0	4	3	2	2	2	6	3.8
UC Riverside	11/22/2023	*	23:35	0-3	.000	0-3	.000	2-4	.500	0	2	2	4.4	1	0	1	1	0	2	3.4
Long Beach St.	11/26/2023	*	25:29	0-3	.000	0-3	.000	2-2	1.000	0	5	5	4.5	2	1	0	3	0	2	3.2
Rocky Mountain	11/30/2023	*	09:18	1-1	1.000	0-0	.000	0-0	.000	0	0	0	3.9	1	0	0	0	0	2	3.0
at Washington	12/05/2023		24:31	3-5	.600	1-3	.333	4-7	.571	2	1	3	3.8	2	3	3	0	1	11	4.0
SAGU American Indian	12/16/2023		11:15	1-6	.167	1-4	.250	0-0	.000	0	0	0	3.3	2	0	1	0	0	3	3.9
Southern Utah	12/19/2023		11:42	0-0	.000	0-0	.000	0-0	.000	1	0	1	3.1	1	1	1	0	1	0	3.5
at CSUN	12/22/2023		08:29	0-0	.000	0-0	.000	0-0	.000	1	1	2	3.0	2	1	0	0	1	0	3.2
at Idaho St.	12/28/2023		14:40	0-1	.000	0-1	.000	2-2	1.000	0	1	1	2.8	4	0	0	0	0	2	3.1
at Weber St.	12/30/2023		20:10	2-5	.400	0-2	.000	0-1	.000	1	1	2	2.8	4	4	0	0	0	4	3.2
Totals		4	258:03	13-43	.302	4-25	.160	11-18	.611	13	23	36	2.8	33	20	12	7	7	41	3.2

Player Averages

Games Played	Minutes/game	Points/game	FG Pct	3FG Pct	FT Pct	Rebounds/game	Assists/game	Turnovers/game	Assist/Turnover ratio	Steals/game	Blocks/game
13	19.8	3.2	30.2	16.0	61.1	2.8	1.5	0.9	1.7	0.5	0.5

50

ROYCE

ROBINSON

POSITION: GUARD

CLASS: FRESHMAN

HEIGHT: 6'5"

WEIGHT: 200

HOMETOWN: LEWISTOWN, MONTANA

PREVIOUS: FERGUS HS



CAREER STATISTICS

2023-24 SEASON GAME BY GAME STATISTICS

SINGLE GAME INDIVIDUAL RECORDS

POINTS

1.....	44.....	Tom Storm vs. Portland State, 1966-67
2.....	42.....	Tyler Hall vs. Milwaukee, 12/5/16
.....	42.....	Greg Harris vs. Portland State, 1967-68
4.....	41.....	Don Rae vs. Montana, 1963-64
5.....	40.....	Kirk Rocheleau vs. Gonzaga, 1/11/74
.....	40.....	Jack Gillespie vs. Montana, 1967-68
.....	40.....	Larry Chanay vs. Whitworth, 1958-59
.....	40..	Orland Ward vs. Livingston Railway, 1928-29
9.....	39.....	Tom Domako vs. Weber State, 2/12/87
10.....	38.....	Bill Brickhouse vs. Idaho State, 2/20/71
.....	38.....	Willie Weeks vs. Idaho State, 2/20/71
.....	38.....	Boyd DeTonancour vs. Carroll, 1944-45
13.....	37.....	Harald Frey at Montana, 2/1/20
.....	37.....	Tyler Hall vs. Montana, 2/25/17
.....	37.....	Danny Sprinkle vs. Sacramento State, 2/27/99
.....	37..	Danny Sprinkle vs. CSU Northridge, 2/4/99
.....	37.....	Tom Domako, vs. Weber State, 2/20/88
.....	37.....	Larry Chanay vs. Washington State, 1959-60
19.....	36.....	Amin Adamu at Northern Colorado, 1/9/21
.....	36.....	Tyler Hall vs. Southern Utah, 12/28/17
.....	36.....	Tyler Hall vs. Southern Utah, 12/31/15
.....	36.....	Jack Gillespie vs. Texas, 1965-66
.....	36.....	Larry Chanay vs. Xavier, 1958-59

FIELD GOALS

1.....	18.....	Bill Brickhouse vs. Idaho State, 2/20/71
2.....	17.....	Tom Storm vs. Portland State, 1966-67
3.....	16.....	Nate Holmstadt vs. Carroll, 12/5/98
4.....	15....	Nate Holmstadt vs. Portland State, 2/21/98
.....	15....	Nate Holmstadt vs. CSU Northridge, 2/7/98
.....	15.....	Tom Domako vs. Weber State, 2/20/88
.....	15.....	Tom Domako vs. Nevada, 2/13/88
.....	15.....	Tom Domako vs. Weber State, 2/12/87
.....	15.....	Kral Ferch vs. Weber State, 2/14/86
10.....	14.....	Eight Times

FIELD GOAL ATTEMPTS

1.....	36.....	Tom Storm vs. Portland State, 1966-67
2.....	28.....	Tom Domako vs. Weber State, 2/20/88
3.....	27.....	Tyler Hall vs. Southern Utah, 3/7/17
4.....	26.....	Bobby Howard vs. Sacramento State, 2/13/11
.....	26.....	Tom Domako vs. Nevada, 2/13/88
6.....	24.....	Alonzo Stephens vs. Nevada, 1/19/89
.....	24.....	Tom Domako vs. Montana, 3/10/88
.....	24.....	Tom Domako vs. Evansville, 12/1/86
.....	24.....	Tom Domako vs. Eastern Montana, 12/13/86
.....	24.....	Harry Heineken vs. Boise State, 2/21/81
.....	24.....	John Maclin vs. Nevada, 1/30/82

FIELD GOAL PERCENTAGE

1.....	13-13	Jubrilé Belo vs. Sac State, 3/6/21
.....	13-13 ..	Calvin Ento vs. Dickinson State, 12/10/02
.....	13-13	Doug Hashley vs. Idaho State, 2/5/82
.....	9-9	Doug Hashley vs. Nevada, 2/5/81
.....	8-8	Jubrilé Belo vs. Idaho, 2/26/21

minimum 8 attempts

3-POINT FIELD GOALS

1.....	9 ..	Danny Sprinkle vs. Sacramento State, 2/4/91
2.....	8	Tom Domako vs. BYU, 11/27/87
.....	8	Tyler Hall vs. Sacramento State, 3/7/19
.....	8	Tyler Hall vs. Southern Utah, 12/28/17
.....	8	Tyler Hall vs. Southeast Missouri, 11/23/17
.....	8	Tyler Hall vs. Northern Arizona, 2/11/16
7.....	7	16 Times

3-POINT FIELD GOAL ATTEMPTS

1.....	19.....	Tyler Hall vs. Sacramento State, 3/7/19
2.....	18.....	Tyler Hall vs. Southern Utah, 3/7/17
3.....	16.....	Tyler Hall vs. Colorado State, 11/14/18
.....	16.....	Tom Domako vs. BYU, 11/27/87
5.....	15.....	Tyler Hall vs. Southeast Missouri, 11/23/17
.....	15.....	Danny Sprinkle vs. Sacramento State, 2/4/99
7.....	14.....	Harald Frey at Montana, 2/1/20
.....	14.....	Harald Frey vs. Northern Arizona, 3/2/19
.....	14.....	Tyler Hall vs. Southern Utah, 12/28/17
10.....	13.....	Tyler Hall vs. Omaha, 12/21/17
.....	13.....	Johnny Mack vs. Boise State, 2/29/92
.....	13.....	Alonzo Stephens vs. Montana, 2/3/90

3-POINT PERCENTAGE

1.....	1.000	Justin Brown, vs. Oklahoma, 1999-00
.....	1.000	Sam Neumann vs. Northern Arizona, 2/11/16
3.....	.875	Michael Dison vs. UT Arlington, 11/28/14

minimum 5 attempts

SINGLE GAME INDIVIDUAL RECORDS

FREE THROWS

1.....	20.....	Larry Chanay vs. Oregon, 1959-60
2.....	15.....	Mick Durham vs. Nevada, 1979-80
3.....	13.....	RaeQuan Battle vs. Weber State, 3/11/22
.....	13.....	Jubrilé Belo vs. Southern Utah, 3/5/20
.....	13..	Ja'Ron Jefferson vs. Eastern Washington, 05-06
.....	13.....	Tony Hampton vs. LMU, 1/3/86
6.....	12.....	Harald Frey at Montana, 2/1/20
.....	12.....	Jamie Stewart vs. San Jose State, 12/1/12
.....	12.....	Will Bynum vs. Montana, 2/27/10
.....	12.....	Nick Dissly vs. Great falls, 12/18/06
.....	12.....	Mike Fellows vs. Louisiana Tech, 12/10/88
.....	12.....	Chris Brazier vs. Weber State, 2/23/84
.....	12	RaeQuan Battle vs. Sacramento State, 1/28/23
12.....	11.....	16 Times

FREE THROW ATTEMPTS

1.....	27	Larry Chanay vs. Oregon, 1959-60
2.....	17	Will Bynum vs. Montana, 2/27/10
.....	17	Mike Fellows vs. Louisiana Tech, 12/10/88
.....	17	Mick Durham vs. Nevada, 1979-80
5.....	16.....	Jubrilé Belo vs. Southern Utah, 3/5/20
6.....	15.....	Xavier Bishop vs. Portland State, 1/16/21
.....	15.....	Harald Frey at Montana, 2/1/20
.....	15.....	Tony Hampton vs. LMU, 1/3/86
9.....	14.....	RaeQuan Battle vs. Weber State, 3/11/22
.....	14.....	Jubrilé Belo vs. Idaho, 1/29/22
.....	14.....	Will Bynum vs. Portland State, 2/1/09
.....	14.....	Nick Dissly vs. Colorado State, 1/5/04
.....	14.....	Nate Holmstadt vs. Weber State, 2/14/97
.....	14.....	Chris Brazier vs. Weber State, 2/27/84

FREE THROW PERCENTAGE

1.....	12-12..	RaeQuan Battle vs. Sacramento State, 1/28/23
2.....	11-11.....	Xavier Bishop vs. Idaho State, 3/11/21
.....	11-11.....	Harald Frey vs. Omaha, 11/10/17
4.....	10-10.....	Brian Goracke, 12/16/23
.....	10-10.....	Tyler Hall vs. Portland State, 1/3/19
.....	10-10.....	Harald Frey at Montana, 2/23/19
.....	10-10.....	Danny Sprinkle vs. Idaho State, 1/31/98
.....	10-10.....	Nate Holmstadt vs. Ohio, 12/6/97
.....	10-10.....	Nico Harrison vs. Montana, 2/5/94
.....	10-10	Alonzo Stephens vs. McNeese State, 12/9/89
.....	10-10.....	Tom Domako vs. Alabama, 12/9/87

minimum 10 attempts

REBOUNDS

1.....	24.....	Doug Hashley vs. Nevada, 2/26/82
2.....	23.....	Jack Gillespie vs. Idaho, 1967-68
3.....	21.....	Doug Hashley vs. Nevada, 1/30/82
4.....	19.....	Tom Domako vs. Indiana, 11/5/86
5.....	18.....	Quadre Lollis vs. Weber State, 2/10/96
.....	18	Art Menefee vs. Eastern Washington, 2/15/92
7.....	17	Quadre Lollis vs. Southern Utah, 12/16/95
.....	17	Quadre Lollis vs. Idaho, 2/29/96
.....	17	Tom Domako vs. Indiana, 11/29/86
10.....	16.....	Jubrilé Belo vs. Montana, 2/27/22
.....	16.....	Quadre Lollis vs. Idaho State, 2/24/96
.....	16.....	Quadre Lollis vs. Weber State, 1/12/96
.....	16.....	Tryg Johnson vs. UW Superior, 11/26/83
.....	16.....	Doug Hashley vs. Nevada, 1/10/81
.....	16....	Doug Hashley vs. St. Cloud State, 11/28/80

ASSISTS

1.....	16.	Darius Brown II vs. Middle Tennessee State, 11/27/22
.....	16.....	Craig Finberg vs. St. Joe's, 12/21/77
.....	16.....	Paul Kinne vs. Portland State, 1976-77
4.....	15..	Johnny Perkins vs. Northern Arizona, 3/5/92
5.....	13.....	Scott Hatler vs. Texas Tech, 12/27/92
.....	13.....	Tony Hampton vs. Montana, 3/1/86
7.....	12.	Darius Brown II vs. Northern Colorado, 2/4/23
.....	12.....	Scott Hatler vs. Weber State, 2/10/96
.....	12.....	Mike Elliott vs. Chadron State, 1/4/95
.....	12.....	Scott Hatler vs. Weber State, 3/11/93
.....	12.....	Brian Elve vs. Southern Utah, 3/3/90
.....	12....	Chris Conway vs. Northern Arizona, 2/11/88
.....	12.	Scott McDonald vs. Central Michigan, 12/29/73

BLOCKS

1.....	8	Jubrilé Belo vs. Southern Utah, 3/12/21
2.....	7.	Divaldo Mbunga vs. Sacramento state, 1/8/09
.....	7....	Divaldo Mbunga vs. CSU Fullerton, 12/22/08
.....	7.....	Dewey Michaels vs. Weber State, 2/11/95
5.....	6	Eric Norman vs. Montana, 1/17/15
.....	6	Eric Norman vs. UT Arlington, 11/28/14
.....	6	Adrian Zamora vs. Portland State, 2/3/07
.....	6	Al Beye vs. Portland State, 2/23/06
.....	6	Al Beye vs. Idaho State, 1/7/05
.....	6	Dewey Michaels vs. Montana, 3/10/05
.....	6	Tryg Johnson vs. Boise State, 2/8/85

STEALS

1.....	8	Chris Conway vs. Louisiana Tech, 12/3/87
2.....	7.....	Robert Ford III vs. Green Bay, 11/20/23
.....	7.....	Antonio Biglow vs. Northern Arizona, 3/7/13
.....	7.....	Will Bynum vs. Portland State, 2/1/09
.....	7.....	Kwesi Coleman vs. Southern Utah, 12/21/91
.....	7	Alonzo Stephens vs. Northern Arizona, 1989-90
.....	7.....	Will Bynum vs. Portland State, 2/1/09
8.....	6	17 previous times

SINGLE GAME TEAM RECORDS

POINTS

- 1..... 144Northwest Indian College, 12/17/22
- 2..... 124SAGU AIC, 12/22/21
- 3..... 123Chadron State, 1/4/94
- 123Rocky Mountain, 11/28/90
- 5..... 121Alcorn State, 12/22/95
- 121Cal Poly Pomona, 12/27/86
- 7..... 116Livingston Railway, 1929-30
- 8..... 114Yellowstone Christian, 12/13/20
- 114at Weber State, 2/14/86
- 10..... 113Nevada, 1/10/87
- 113Wisconsin-Superior, 11/26/83

FIELD GOALS

- 1..... 59Alcorn State, 1995-96
- 2..... 53Northwest Indian College, 12/17/22
- 3..... 49SAGU AIC, 12/22/21
- 4..... 46Northern New Mexico, 11/13/11
- 5..... 44Walla Walla, 12/7/13
- 6..... 41Southwestern Christian, 12/19/13
- 41Idaho State, 1/26/19
- 8..... 39Montana Western, 1/1/21
- 39Northwest Indian, 12/29/12
- 39Northern New Mexico, 12/12/09

since 2001

FIELD GOAL ATTEMPTS

- 1..... 98Portland, 1966-67
- 2..... 82SAGU AIC, 12/22/21
- 3..... 80Montana Western, 1/1/21
- 4..... 79Northwest Indian College, 12/17/22
- 5..... 75Central Michigan, 12/21/16
- 75at Washington State, 11/11/16
- 75at Northern Arizona, 12/30/17
- 8..... 74Wisconsin-Green Bay, 12/11/04
- 9..... 73vs. Omaha, 11/10/17
- 73Weber State, 3/3/18

since 2001

FIELD GOAL PERCENTAGE

- 1..... .678 (40-59)Weber State, 1985-86
- 2..... .660at Incarnate Word, 11/27/21
- 3..... .639Northern New Mexico, 11/13/11
- 4..... .638at Eastern Washington, 1/12/02
- 5..... .629Walla Walla, 12/7/13
- 6..... .621Southwestern Christian, 12/19/13
- 7..... .609Idaho, 2/18/06
- 8..... .600Idaho, 2/6/20
- 9..... .598SAGU AIC, 12/22/21
- 10..... .596at Idaho State, 3/2/17

since 2001

3-POINT FIELD GOALS

- 1..... 25Northern Arizona, 2/11/16
- 2..... 23Northwest Indian College, 12/17/22
- 3..... 20SAGU AIC, 12/16/23
- 4..... 18SAGU AIC, 12/22/21
- 18Southern Utah, 3/7/17
- 18UT Arlington, 11/28/14
- 18South Dakota Mines, 12/3/14
- 8..... 17Delaware State, 11/26/16
- 9..... 16vs. Eastern Washington, 3/14/19
- 16vs. Washington State, 12/9/18
- 16at Omaha, 12/10/16

3-POINT FIELD GOAL ATTEMPTS

- 1..... 49Southern Utah, 3/7/17
- 2..... 43SAGU AIC, 12/16/23
- 43Northern Arizona, 2/11/16
- 4..... 41at Omaha, 12/10/16
- 5..... 40Northwest Indian College, 12/17/22
- 6..... 39at Washington State, 11/11/16
- 7..... 37Idaho, 2/5/14
- 8..... 36Idaho, 1/23/16
- 36vs. Eastern Washington, 3/14/19
- 10..... 35Delaware State, 11/26/16
- 35Central Michigan, 12/21/16
- 35Sacramento State, 1998-99
- 35at Colorado State, 11/14/18
- 35Northern Arizona, 3/2/19

since 2001

3-POINT PERCENTAGE

- 1..... .753 (11-15)North Texas, 1988-89
- 2..... .692 (18-26)UT Arlington, 11/28/13
- 3..... .690 (15-31)Great Falls, 12/18/06
- 4..... .647 (11-17)Wayland Baptist, 11/27/05
- 5..... .625 (10-16)at Idaho State, 1/5/12
- 6..... .611 (11-18)at Nevada, 12/8/07
- 7..... .583 (14-24)at Arizona State, 12/18/07
- 8..... .581 (25-43)Northern Arizona, 2/11/16
- 9..... .579 (11-19)Portland State, 2/10/22
- 10..... .577 (15-26)at Incarnate Word, 11/27/21

..... 577 (15-26)Montana Western, 11/15/17

since 2001 (min. 10 attempts)

SINGLE GAME TEAM RECORDS

FREE THROWS

1.	40	UC Riverside, 12/11/11
2.	36	Montana, 1979-80
3.	33	Yellowstone Christian, 12/13/21
	33	Sacramento State, 1/5/19
	33	Pepperdine, 12/1/07
6.	32	Portland State, 2/25/23
	32	Montana, 2/18/23
	32	Idaho State, 3/11/21
9.	31	Northern Arizona, 3/8/23
10.	30	Weber State, 12/30/21
	30	UT Arlington, 11/28/13
	30	Idaho, 1/26/17
	30	Southern Utah, 2/27/14
since 2001		

FREE THROW ATTEMPTS

1.	56	Nevada, 2000-01
2.	52	UC Riverside, 12/11/11
3.	43	Portland State, 2/25/23
3.	42	Sacramento State, 1/5/19
4.	41	Montana, 3/18/23
	41	Idaho, 1/26/17
	41	Southern Utah, 2/27/14
6.	40	Idaho State, 3/11/21
	40	Sacramento State, 3/2/06
8.	39	Portland, 11/18/12
9.	39	at Montana, 2/27/10
	39	Montana, 2/7/09
since 2001		

FREE THROW PERCENTAGE

1.	1.000 (25-25)	Wyoming, 1999-00
	1.000 (10-10)	at Weber State, 2/23/08
3.	.963 (26-27)	at Northern Arizona, 1/27/07
4.	.947 (18-19)	at Southern Utah, 2/19/22
5.	.938 (15-16)	at North Dakota, 1/14/16
	.938 (15-16)	Sacramento State, 1/19/12
7.	.935 (29-31)	Sacramento State, 2/8/18
8.	.933 (14-15)	at Portland State, 2/20/20
9.	.929 (13-14)	vs. Portland State, 3/6/10
10.	.923 (12-13)	Idaho State, 2/22/14

since 2001 - minimum 10 attempts

REBOUNDS

1.	68	at Idaho State, 1/26/89
2.	62	Wisconsin-Superior, 11/26/83
3.	58	at TCU, 1/7/96
4.	57	Mississippi Valley State, 12/29/97
5.	56	Southern Utah, 3/7/17
	56	Rocky Mountain, 11/28/90
	56	Texas Southern, 12/29/90
8.	54	Sacramento State, 2/4/99
9.	53	Warner Pacific, 11/18/22
	53	Yellowstone Christian, 12/13/20
	53	at Portland State, 1/21/17
	53	Willamette, 12/7/11

ASSISTS

1.	38	Chadron State, 1/4/95
2.	35	Weber State, 1976-77
3.	34	Idaho State, 1/5/98
	34	Cal Poly Pomona, 12/27/86
5.	33	SAGU AIC, 12/22/21
	33	Eastern Washington, 12/5/86
7.	32	Alcorn State, 12/22/95
	32	Western Montana, 12/3/94
9.	31	Mississippi Valley State, 12/29/97
	31	Simon Fraser, 11/8/97
	31	Rocky Mountain, 11/28/90

BLOCKS

1.	12	Sacramento State, 1/8/09
2.	11	South Dakota Mines, 12/3/14
3.	9	Idaho State, 1/26/89
4.	8	Southern Utah, 3/12/21
	8	Sacramento State, 1/10/08
	8	Portland State, 2/24/05
	8	Northern Arizona, 1/22/05
	8	Idaho State, 1/7/05
	8	Nevada, 3/4/89
10.	7	11 tied

STEALS

1.	18	Montana Tech, 12/6/12
	18	Western State, 12/28/89
3.	17	Eastern Washington, 1/4/01
	17	Western Montana, 12/3/94
	17	Weber State, 1/9/88
6.	16	Northwest Indian College, 11/6/23
	16	Northern New Mexico, 12/12/09
	16	Weber State, 1/15/04
8.	15	Rocky Mountain, 11/9/19
	15	Evergreen State, 12/28/07
	15	Southern California College, 11/22/97
	15	Alcorn State, 12/29/94
	15	St. Martin's, 11/25/89
	15	Stephen F. Austin, 12/4/89
	15	Warner Pacific, 12/30/86