



MONTANA STATE MEN'S BASKETBALL

2019-20 GAME NOTES

Andrew Pedersen
Athletics Communications
MBB Contact
Office: 406-994-5349
Cell: 701-730-6618
apedersen@msubobcats.com

GAME 14

Big Sky Conference Game

Date: Thursday, January 2, 2020

Time: 7 p.m. MT

Location: Greeley, Colorado

Venue: Bank of Colorado Arena (2,992)

Media Information

TV: Pluto TV

Stream: Pluto TV app & WatchBigSky.com

Radio: Bobcat Radio Network | KMMS 1450 AM

Talent: Zach Mackey (pxp)

Online: msubobcats.com/watch & TuneIn app

Live Stats: uncbeats.com

Twitter: @MSUBobcatsMBB

Instagram: @msubobcatsmbb

Facebook: /MSUBobcatsMBB

SCHEDULE/RESULTS

October

Wed. 30 Yellowstone Christian (Exh.).....W, 94-43

November

Tue. 5 at No. 17/19 Utah State.....L, 81-73

Sat. 9 Rocky Mountain.....W, 93-60

Fri. 15 vs. Appalachian State^.....W, 59-56

Sat. 16 at UNCG^.....W, 67-66

Sun. 17 vs. Tennessee Tech^.....W, 52-39

Tue. 19 at Grand Canyon.....L, 69-56

Tue. 26 Colorado Christian.....W, 82-46

Sat. 30 Green Bay.....L, 98-72

December

Thu. 5 South Dakota State.....W 77-70

Mon. 16 at North Dakota State.....L, 79-65

Thu. 19 at CSUBakersfield.....L, 74-72

Sat. 28 Sacramento State*.....W, 66-51

Mon. 30 Northern Arizona*.....W, 63-61

January

Thu. 2 at Northern Colorado*.....7 p.m.

Sat. 4 at Southern Utah*.....2 p.m.

Thu. 9 at Idaho*.....7:30 p.m.

Sat. 11 Portland State*.....6 p.m.

Sat. 18 Eastern Washington*.....4 p.m.

Thu. 23 at Weber State*.....7 p.m.

Sat. 25 at Idaho State*.....7 p.m.

February

Sat. 1 at Montana*.....7 p.m.

Thu. 6 Idaho*.....7 p.m.

Sat. 8 at Eastern Washington*.....3 p.m.

Thu. 13 Idaho State*.....7 p.m.

Sat. 15 Weber State*.....6 p.m.

Thu. 20 at Portland State*.....8 p.m.

Sat. 22 Montana*.....7 p.m.

Thu. 27 at Sacramento State*.....8 p.m.

Sat. 29 at Northern Arizona*.....2 p.m.

March

Thu. 5 Southern Utah*.....7 p.m.

Sat. 7 Northern Colorado*.....4 p.m.

Mon.- 9 Big Sky Tournament \$.....TBD

Home games in **bold**

^ Spartan Invitational in Greensboro, N.C.

*Big Sky Conference game

\$ Big Sky Tournament played at CenturyLink

Arena in Boise, Idaho

Times listed are in Mountain Time (MDT)

NEXT UP

MONTANA STATE (8-5) vs. NORTHERN COLORADO (7-5)

MSU: Home (5-1), Road (1-4), Neutral (2-0), Conf (0-0)

UNC: Home (4-0), Road (3-4), Neutral (0-1), Conf (0-0)

Series: MSU, 40-25 Last Meeting: February 4, 2019

MSU, 69-66 (Greeley, Colo.)

STORYLINES

- Montana State makes its first road trip of its Big Sky portion of the 2019-20 schedule when the Bobcats travel to Greeley to face Northern Colorado on Thursday. MSU plays its first game of a stretch of three contests on the road against the Bears. The Bobcats' Big Sky slate features two spans of three consecutive road games this season.
- The Bobcats ended 2019 with a 63-61 victory over Northern Arizona in Worthington Arena on Dec. 30. MSU improved to 5-1 in Bozeman, matching starts at home in the last 10 years of the 2016-17 and 2013-14 seasons. The Bobcats' best home start of the past decade came during the 2010-11 season, when MSU won its first eight games within Brick Breeden Fieldhouse before finishing 9-5 in its home confines.
- MSU's improved defense has been evident since the start of the 2019-20 season. The Bobcats are 7-1 when holding opponents to less than 70 points, while a season ago MSU held foes to less than 70 only seven times over the 32-game schedule.
- Montana State has held 11 of its 13 opponents this season to under 50% shooting from the field. The Bobcats are 8-3 in those contests. The 'Cats are 0-2 when teams shoot over 50% against them which includes a 98-72 loss to Green Bay (Nov. 30) and a 74-72 narrow defeat to CSU Bakersfield (Dec. 19). MSU's loss to the Phoenix on Nov. 30 is the lone game this season the Bobcats have been out-shot from the field.
- Style of play over a year span has been noticeable for the men's basketball program. Last season's team averaged nearly 10 more points per game and ranked 50th in the country at 78.2 points per contest compared to its average of 69 this season. MSU's defense is giving up 14 less points to opponents per outing this season at 65.4. The 'Cats ranked 336th a season ago giving up 79.8 points to foes per game.
- The free throw line proved to be a difference maker for the Bobcats in their latest victory. MSU had season highs in free throws made and attempted by going 25-for-28 from the charity stripe. The Bobcats' season percentage improved to 73.7%, which currently is the same mark the 'Cats recorded during the 2018-19 season. This season's mark paces the Big Sky Conference and is 72nd best in the nation.
- The Bobcats have got off to strong starts to begin conference play the last two seasons. MSU went 4-1 in its first five league games last year and started 4-0 to open the 2017-18 Big Sky schedule. Both starts were disrupted with losing streaks of three and four games, respectively.
- MSU's 8-5 overall record under Danny Sprinkle is one of the best among Bobcat recent head coaches in their first year leading the program. The 13-game mark is the best for a first-year MSU head coach since Bruce Haroldson guided the program in his opening campaign in 1978-79. That squad began the year 7-0 and eventually got out to an 11-2 start.
- Senior Harald Frey surpassed 1,600 career points in MSU's last outing, improving his fifth-place mark on MSU's all-time scoring chart. Frey currently ranks third in assists (441), 3-pointers (239) and is tied for eighth in free throws (357). He's also ranked 30th in the Big Sky in career scoring and 14th in assists in conference history.

THE PROJECTED LINEUP

| Probable Starters | Pos. | Ht. | Yr. | Hometown | PPG | RPG | APG | G-GS | MPG |
|--------------------|------|------|-----|-------------------|------|-----|-----|-------|------|
| 5 Harald Frey | G | 6-2 | Sr. | Oslo, Norway | 17.5 | 5.2 | 5.3 | 13-13 | 36.5 |
| 4 Amin Adamu | G | 6-4 | Jr. | London, England | 10.0 | 4.5 | 1.6 | 13-13 | 27.1 |
| 11 Ladan Ricketts | F | 6-5 | Sr. | Livingston, Mont. | 7.3 | 1.6 | 0.2 | 13-6 | 21.5 |
| 0 Zeke Quinlan | F | 6-8 | So. | Portland, Oreg. | 3.9 | 3.4 | 0.5 | 13-3 | 17.0 |
| 13 Jubrile Belo | F | 6-9 | So. | London, England | 12.2 | 4.9 | 0.5 | 13-13 | 22.9 |
| Off The Bench | Pos. | Ht. | Yr. | Hometown | PPG | RPG | APG | G-GS | MPG |
| 2 Quentin Guliford | F | 6-6 | So. | Peoria, Ariz. | 0.4 | 0.6 | 0.6 | 5-0 | 3.0 |
| 3 Finn Fleute | F | 6-9 | Fr. | Essen, Germany | 2.5 | 1.8 | 0.1 | 11-0 | 8.8 |
| 10 Caleb Bellach | G | 6-5 | Fr. | Manhattan, Mont. | 1.3 | 1.0 | 0.2 | 9-0 | 6.0 |
| 12 Gavin Gundlach | G | 5-11 | Jr. | Miles City, Mont. | - | - | - | - | - |
| 15 Mychael Paulo | G | 6-4 | Jr. | Toronto, Ontario | 7.8 | 1.4 | 2.2 | 13-8 | 25.2 |
| 23 Borja Fernandez | F | 6-7 | Fr. | Bilbao, Spain | 2.5 | 2.6 | 0.5 | 12-0 | 10.3 |
| 24 Zach Hobbs | G | 6-5 | Fr. | Mesa, Ariz. | 1.3 | 1.0 | 0.5 | 12-0 | 7.1 |
| 31 Devin Kirby | F | 6-11 | Jr. | Chandler, Ariz. | 4.6s | 6.6 | 0.9 | 10-10 | 27.3 |

FOLLOW THE BOBCATS



@msubobcatsmbb



@MSUBobcatsMBB
@MSUCoachSprink



/MSUBobcatsMBB

QUICK FACTS

General Information

Name: Montana State University
Founded: 1893
Enrollment: 16,766 (Fall 2019)
Colors: Blue (PMS 281) and Gold (PMS 465)
Nickname: Bobcats
Home Facility: Worthington Arena (6,772)
Opened: 1957
Conference: Big Sky Conference (Since 1963-64)
Affiliation: NCAA Division I
President: Dr. Waded Cruzado
Director of Athletics: Leon Costello
Athletic Department Phone: 406-994-4221

History

First Year of Basketball: 1901-02 (118th season)
Record All-Time: 1,571-1,314
Regular Season Conference Championships: 15
Last: 2001-02 Season
Big Sky Conference Tournament Championships: 2
Last: 1995-96 Season
NCAA Division I Tournament Appearances: 3
Last: 1995-96 Season

Team Information

Head Coach: Danny Sprinkle (Montana State, 2000)
Record at MSU: 8-5 (First season)
Assistant Coach: Chris Haslam (Seventh season)
Assistant Coach: Shawn Dirden (First season)
Assistant Coach: Dan Russell (First season)
Operations Director: Luke Fennelly (Seventh season)
Strength Coach: Alex Willcox (Ninth season)
Athletic Trainer: Brett Ritter (10th season)
Basketball Contact: Andrew Pedersen (First season)
Cell: 701-730-6618
Office: 406-994-5349
Email: apedersen@msubobcats.com

Team Overview

Overall Record (2018-19): 15-17
Big Sky Record (2018-19): 11-9 (Tied 4th)
Big Sky Tournament: Quarterfinals (L 90-84, EWU)
Letterwinners Returning/Lost: 3/3
Starters Returning/Lost: 2/3
Newcomers: 9

BIG SKY STANDINGS

| School | Overall | Conf. | Streak |
|--------------------|---------|-------|--------|
| Montana State | 8-5 | 2-0 | W2 |
| Montana | 6-7 | 2-0 | W2 |
| Idaho State | 5-6 | 2-0 | W2 |
| Southern Utah | 8-4 | 1-0 | W4 |
| Eastern Washington | 8-5 | 1-1 | L1 |
| Portland State | 7-7 | 1-1 | L1 |
| Weber State | 5-8 | 1-1 | W1 |
| Northern Colorado | 7-5 | 0-1 | L1 |
| Sacramento State | 7-4 | 0-2 | L2 |
| Northern Arizona | 6-5 | 0-2 | L3 |
| Idaho | 4-9 | 0-2 | L3 |

2019-20 MONTANA STATE ROSTER

| No. | Name | Pos. | Ht. | Wt. | Yr. | Hometown (Previous Program) |
|-----|------------------|------|------|-----|-----|---|
| 0 | Zeke Quinlan | F | 6-8 | 220 | So. | Portland, Ore. (Life Christian) |
| 1 | Xavier Bishop* | G | 5-8 | 155 | Sr. | Springfield, Ill. (UMKC) |
| 2 | Quentin Guliford | F | 6-6 | 200 | So. | Peoria, Ariz. (Liberty HS) |
| 3 | Finn Fleute | F | 6-9 | 235 | Fr. | Essen, Germany (Uni Baskets Paderborn) |
| 4 | Amin Adamu | G | 6-4 | 190 | Jr. | London, England (Barking Abbey) |
| 5 | Harald Frey | G | 6-2 | 180 | Sr. | Oslo, Norway (Wang Sports Academy) |
| 10 | Caleb Bellach | G | 6-5 | 190 | Fr. | Manhattan, Mont. (Manhattan Christian) |
| 11 | Ladan Ricketts | F | 6-5 | 180 | Sr. | Livingston, Mont. (Sheridan College) |
| 12 | Gavin Gundlach | G | 5-11 | 155 | Jr. | Miles City, Mont. (Miles CC) |
| 13 | Jubrielo Belo | F | 6-9 | 240 | So. | London, England (Barking Abbey) |
| 15 | Mychael Paulo | G | 6-4 | 160 | Jr. | Etobicoke, Ontario (Williston State) |
| 22 | Brent Finn* | G | 6-1 | 180 | Sr. | Big Timber, Mont. (Texas A&M International) |
| 23 | Borja Fernandez | F | 6-7 | 245 | Fr. | Bilbao, Spain (FC Barcelona) |
| 24 | Zach Hobbs | G | 6-5 | 195 | Fr. | Mesa, Ariz. (Mesa HS) |
| 31 | Devin Kirby | F | 6-11 | 210 | Jr. | Chandler, Ariz. (Basha HS) |

* Will not play during the 2019-20 season due to NCAA transfer rules

Pronunciation Guide

Harald Frey: fray
Ladan Ricketts: lay-dunn
Quentin Guliford: gull-iff-ord
Amin Adamu: awe-min ah-da-mu
Caleb Bellach: Bell-etch
Jubrielo Belo: juh-brill bell-oh
Borja Fernandez: bore-ha
Finn Fleute: floy-tay
Gavin Gundlach: gun-lock

INSIDE THE MATCHUP

| | Montana State | Northern Colorado |
|--------------------------|---------------|-------------------|
| Overall Record | 8-5 | 7-5 |
| Conference Record | 2-0 | 0-1 |
| Scoring Average | 69.0 | 75.8 |
| Scoring Defense | 65.4 | 61.4 |
| Scoring Margin | 3.6 | 14.3 |
| Field Goal Percentage | .467 | .456 |
| FG Percentage Defense | .398 | .434 |
| 3-Point FG % | .360 | .382 |
| 3-Point FG % Defense | .296 | .272 |
| Free Throw Percentage | .737 | .659 |
| Rebounding Average | 34.8 | 36.9 |
| Rebounding Margin | 1.5 | 4.3 |
| Assists Average | 12.5 | 13.1 |
| Turnover Average | 15.0 | 11.7 |
| Turnovers Forced Average | 11.5 | 12.9 |
| Assist/Turnover Ratio | 0.83 | 1.12 |
| Steals Average | 6.2 | 5.9 |
| Blocks Average | 2.4 | 2.1 |

All-Time Meetings (Previous 15 Games)

| Date | Site | W/L | Score |
|---------|------|-----|-------|
| 2/4/19 | A | W | 69-66 |
| 1/14/19 | H | L | 73-70 |
| 2/3/18 | A | L | 86-63 |
| 1/4/18 | H | W | 76-64 |
| 1/14/17 | H | W | 68-53 |
| 3/3/16 | H | W | 81-63 |
| 1/6/16 | A | L | 78-76 |
| 2/12/15 | A | W | 90-87 |
| 1/3/15 | H | L | 62-54 |
| 2/15/14 | A | L | 83-73 |
| 1/16/14 | H | W | 70-55 |
| 3/14/13 | N | L | 69-56 |
| 2/9/13 | H | L | 85-72 |
| 1/10/13 | A | W | 69-66 |
| 2/11/12 | A | L | 77-64 |

All-Time Matchup Breakdown

Overall: 40-25
In Bozeman: 23-8
At Opponent: 16-15
At Neutral Site: 0-1
Most MSU Points: 91
Most Opp Points: 91
Fewest MSU Points: 13
Fewest Opp Points: 19
Largest MSU Margin: 35 (1950-51)
Largest Opp Margin: 27 (March 1, 2009)
Last MSU Win: February 4, 2019 (69-66)
Last Opp Win: January 14, 2019 (73-70)
Current Streak: W1
Longest MSU Win Streak: 9
Longest Opp Win Streak: 3 (twice)
In Overtime: 1-1

SPECIALTY STATISTICS

MSU'S Record in 2019-20 When...

At Home: 5-1

On Road: 1-4

Neutral: 2-0

Leading At The Half: 6-2

Trailing At The Half: 2-3

Tied at Halftime: 0-0

Shoot 50% or above from field: 3-1

Shoot less than 50% from field: 5-4

Opponent shoots 50% or above: 0-2

Opponent shoots less than 50%: 8-3

Bobcats outshoot opponent: 8-4

Opponent outshoots MSU: 0-1

MSU out-rebounds opponent: 452

Opponent out-rebounds MSU: 3-3

MSU has more turnovers: 4-5

Opponent has more turnovers: 3-0

MSU/Opponent tie in turnovers: 1-0

Game decided by 1-5 points: 3-1

Game decided by 6-10 points: 1-1

Game decided by 11-15 points: 2-2

Game decided by 16+ points: 2-1

MSU scores less than 60 points: 2-1

MSU scores 60-69 points: 3-1

MSU scores 70-79 points: 1-3

MSU scores 80+ points: 2-0

MSU allows less than 60 points: 4-0

MSU allows 60-69 points: 3-1

MSU allows 70-79 points: 1-2

MSU allows 80+ points: 0-2

MSU in Overtime: 0-0

In November: 5-3

In December: 3-2

In January: 0-0

In February: 0-0

In March: 0-0

On Monday: 1-1

On Tuesday: 1-2

On Wednesday: 0-0

On Thursday: 1-1

On Friday: 1-0

On Saturday: 3-1

On Sunday: 1-0

Day Games: 4-0

Night Games: 4-5

UPCOMING MILESTONES

Harald Frey

Points: 1,602

- 240 away from moving into fourth in program history in all-time points. Currently behind Tom Domako (1984-88).
- Surpassed Jack Gillespie (1966-69) to move to fifth on Dec. 19 at CSUB.
- Passed Danny Sprinkle (1995-99) to move to seventh and Cat Thompson (1926-30) to move to sixth. Started season 13th on list.

Assists: 441

- 13 away from moving into second in program history. Currently behind Marcus Colbert (2012-16).
- Passed Craig Finberg (1975-79) on all-time list in MSU victory versus Sacramento State (Dec. 28)

3-Point Field Goals Made: 239

- 11 away from 250 career 3-pointers.
- 25 away from moving into second in program history. Currently behind Danny Sprinkle (1995-99).

3-Point Field Goal Attempts: 616

- 13 away from moving into third in program history. Currently behind Danny Sprinkle (628).
- Most recently passed Casey Durham (2004-08) on list.

Free Throws Made: 357

- 1 away from moving into seventh in program history. Currently tied with Bill Salonen (1952-56). 6 away from passing Joe McKethen (1949-52).
- Passed Jack Gillespie (1966-69) for ninth and Kral Ferch (1983-87) to move to eighth in program history in MSU win over South Dakota State on Dec. 5.

Ladan Ricketts

3-Point Field Goal Percentage: .455

- Current mark and pace would rank him second in program history behind Ray Willis, Jr. (.467, 1984-88).

Points: 391

- 9 away from 400 career points.

3-Point Field Goals: 95

- 5 away from 100 career 3-pointers.

Devin Kirby

Field Goals: 128

- 22 away from 150 career field goals.

Rebounds: 274

- 26 away from 300 career rebounds.

Points: 346

- 4 away from 350 career points.

Zeke Quinlan

Rebounds: 90

- 10 away from 100 career rebounds.

Points: 77

- 23 away from 100 career points.

HONORS/AWARDS

Harald Frey

Big Sky Conference

- Preseason All-Conference Team (10/16)
- Player of the Week (11/19)

IN THE RANKINGS

TEAM STATISTICS

Bobcats in Big Sky Stats

Points Per Game: 69.0 | 8th

Scoring Defense: 65.4 | 4th

Scoring Margin: 3.6 | 8th

Free Throw Percentage: .737 | 8th

Field Goal Percentage: .467 | 4th

Field Goal Percentage Defense: .398 | 3rd

3-Point Field Goal Percentage: .360 | 4th

3-Point Field Goals Per Game: 6.9 | 7th

3-Point Field Goal Defense: .296 | 5th

Rebounds Per Game: 34.8 | 8th

Defensive Rebounds Per Game: 28.0 | 2nd

Rebounding Margin: 1.5 | 8th

Blocked Shots Per Game: 2.4 | 9th

Assists Per Game: 12.5 | 9th

Steals Per Game: 6.2 | 6th

Turnover Margin: -3.5 | 11th

Assist/Turnover Ratio: 0.83 | 8th

Turnovers Forced Per Game: 11.5 | 11th

Bobcats in National Stats

Defensive Rebounds Per Game: 28.0 | 61st

Fewest Total Fouls: 215 | 135th

Field Goal Percentage: .467 | 62nd

Field Goal Percentage Defense: .398 | 87th

Free Throw Percentage: .737 | 72nd

Scoring Defense: 65.4 | 103rd

3-Point Field Goal Defense: .296 | 57th

3-Point Field Goal Percentage: .360 | 81st

INDIVIDUAL STATISTICS

Bobcats in Big Sky Stats

Harald Frey

- 3-Point Attempts (80) | 5th
- Assist/Turnover Ratio (1.82) | 4th
- Assists Per Game (5.3) | 3rd
- Free Throws Made (60) | 1st
- Free Throw Percentage (.909) | 2nd
- Minutes Per Game (36:27) | 3rd
- Points Per Game (17.5) | 5th
- 3-Point Field Goals Per Game (2.3) | 8th
- Total Assists (69) | 3rd

Jubril Belo

- Free Throw Percentage (.774) | 7th
- Free Throws Made (48) | 3rd
- Free Throw Attempts (62) | 3rd
- Points Per Game (12.2) | 19th
- Field Goal Percentage (.733) | 3rd

Ladan Ricketts

- 3-Point Field Goals Per Game (2.0) | 9th
- 3-Point Field Goal Percentage (.448) | 4th

Mychael Paulo

- 3-Point Percentage (.405) | 6th
- Field Goal Percentage (.500) | 15th

Devin Kirby

- Rebounds Per Game (6.6) | 10th

Bobcats in National Stats

Harald Frey

- Assists Per Game (5.3) | 50th
- Free Throw Percentage (.909) | 20th
- Free Throws Made (60) | 34th
- Minutes Per Game (36:27) | 26th
- Points Per Game (17.5) | 86th
- Total Assists (69) | 48th

Frey a Constant For Montana State

Among Harald Frey's statistical accolades, the Bobcats have also been able to rely on him to be on the court. The senior guard has made 109 consecutive starts which is the eighth most among active players in Division I. He came into the season fifth in career minutes played among all DI active players with 3,154.

Kirby Crashing The Boards

Junior Devin Kirby became the team leader in rebounds per game this season in MSU's win versus South Dakota State. His 15 rebounds versus SDSU (Dec. 5) were the most by a Bobcat in a single game since Quentin Everett snagged 15 versus Sac State on Feb. 7, 2016. Kirby recorded at least nine rebounds in three straight games heading into the NDSU matchup.

Belo Providing Big Presence

Jubril Belo has continued to improve his play since making his way overseas. After breaking a knee for the second time in 2017 after only seven games and using a redshirt at Lamar Community College, Belo played 30 games in 2018-19 and averaged 15 points and 8.8 rebounds per game for the Lopes. That improvement has translated to MSU.

Belo is second on the team in points per game (12.2) and his 73.3% mark from the field is second in the Big Sky. That mark if the season ended today would be the best in program history and unofficially is among the top 10 in Division I basketball. His interior presence can be seen on the stat line, with 31 of his 55 field goals coming by way of a dunk.

Adamu and Paulo Helping Steady Backcourt

Amin Adamu and Mychael Paulo both have made big impacts for MSU at various times early in the 2019-20 season after making the jump from the junior college level.

Adamu has played in 30 minutes in six of MSU's games while he's recorded six double-digit scoring efforts. He helped spur the 'Cats to a win versus Appalachian State (Nov. 15) when he hit all six of his free throw attempts with under a minute to play to hold off the Mountaineers. Paulo played a career-high 37 minutes in that same game and had a 16-point performance versus Rocky Mountain (Nov. 9). Paulo proved essential down the stretch in a win over SDSU (Dec. 5), scoring five points in the final 25 seconds which was capped by a breakaway dunk.

No Senior Slide for Ricketts

Ladan Ricketts has found his groove as he works his way back from a ruptured calf muscle he suffered this past March. The senior from Livingston, Mont., has been a force from the 3-point line.

Ricketts is 26 of 58 from beyond the arc. His 48% clip from deep is fourth among all players in the Big Sky Conference this season. He's appeared in over 20 minutes on the court in eight of the last nine games. His career 3-point percentage of 45.5% currently ranks him second in program history. While he went 1 of 6 versus NAU on Dec. 30 from deep, his one shot made with under two minutes to play served as an eventual game winner over NAU.

Whole New Meaning of Defense

Montana State held Colorado Christian to 24% shooting in the second half of their game on Nov. 26. That mark was the second lowest percentage MSU has allowed in a half, with the lowest a 22.9% clip recorded by Tennessee Tech on Nov. 17. The Bobcats have held opponents to under 30% shooting during a half on four occasions this season.

Big Crowd Highlights Nonconference Home Finale

The Bobcats beat South Dakota State on Dec. 5 in their last home game ahead of Big Sky play. The game's attendance of 4,877 against SDSU was the highest attended non-conference home game for the program since 1997. On Dec. 30, 1997, MSU beat San Diego 77-61 in front of 5,477 fans during a holiday tournament played in Worthington Arena. The next highest attended non-conference home game was on Nov. 16, 2007, when MSU hosted Boise State in Bozeman in front of 4,866 fans.

Bobcats Split Contests Against the Summit

Montana State went 1-1 for the second straight season in the Big Sky-Summit League series. Last year, MSU beat North Dakota at home and fell to Omaha on the road. The Bobcats again split its matchups versus Summit League opponents this year. MSU beat South Dakota State in Worthington Arena on Dec. 5, but dropped a 79-65 contest against North Dakota State in Fargo on Dec. 16.

Bobcats go Undeclared at Spartan Invitational

The Bobcats claimed their first regular season tournament title honors in two seasons by going undefeated over the course of three games in Greensboro from Nov. 15-17. MSU kept all three of its opponents to under 40% shooting from the field with all recording their season low scoring outputs. It was the first time MSU has won 3-0 at a regular season tournament since the 1966-67 season when the 'Cats defeated Texas, Temple and Oklahoma City at the All-College Tournament in OKC.

Long Road Stretch Out of The Way

MSU completed a five-day span featuring four games from Nov. 15-19. MSU has had a four-game road stand four times in the previous 10 seasons. The Bobcats played four games away from home consecutively a season ago and dropped all four. This year the Bobcats went 3-1 with their lone loss a 69-56 setback in front of 6,862 fans at GCU Arena against the Antelopes. MSU's longest stretch of road games in the last 10 years was in 2015-16 when MSU played six straight away from Bozeman in a span from Dec. 13-Jan. 2.

Defense Shines in Invitational Finale

Tennessee Tech shot just 25.9% (15-58) from the field in a 52-39 victory for MSU on Nov. 17. It was the first time since 2014 that MSU held an opponent under 30% shooting, while it was also the first time MSU kept an opponent under 40 points in a regular season game in 19 years.

Buzzer Beater Makes National Headlines

College basketball took notice of Montana State on Nov. 16 thanks to an unforgettable buzzer beater. UNCG's Isaiah Miller broke a 64-all tie by making a contested layup with 3.5 seconds remaining in the contest in the Spartans' home gym. MSU senior guard Harald Frey received the inbounds pass and drilled a shot off glass from past half court to propel the Bobcats past the Spartans, 67-66. The shot earned SportsCenter's No. 1 on its Top 10 Plays of the weekend. UNCG dropped a home game for just the third time in three seasons in the one-point defeat to MSU.

Bobcats Hang Tough at No. 17/19 USU

For the second straight year Montana State opened its season against Utah State. While the 2018-19 opener ended in a 101-71 blowout by Utah State in Bozeman, this season's matchup came down to the end.

The Bobcats and ranked Aggies battled back and forth with MSU gaining a two-point lead with 5:30 remaining. The Aggies eventually used a 10-0 run to hold off the visiting Bobcats, 81-73, at Dee Glen Smith Spectrum. Utah State did most of its work from the free throw line, as the Aggies made 35, the most by a Bobcat opponent since 2007. MSU was led by senior Harald Frey who recorded a career-high 34 points, the most by a Bobcat in a season opener.

Former Bobcats Find Homes in G League

Recent MSU alumni Keljin Blevins and Tyler Hall were picked in the NBA G League Draft on Oct. 26. Hall was selected by the Westchester Knicks, the NBA G League affiliate of the New York Knicks, with the fourth overall pick. Blevins was chosen as the 18th pick by the Northern Arizona Suns, the Phoenix Suns' G League affiliate. The two are currently on each team's regular season rosters.

Hall and Blevins both competed in the NBA Summer League, with Hall playing for the Chicago Bulls and Blevins the Portland Trail Blazers. Blevins signed a training camp contract with Portland and scored 17 points over the course of four preseason games before being placed on waivers.

MSU Tabbed Seventh in Preseason Polls

The Montana State men's basketball team was picked to finish seventh in the Big Sky Conference in both the preseason coaches' and media polls, announced on Oct. 17. MSU tied for fourth in the league standings a year ago at 11-9, but due to tiebreakers, was the sixth seed in the Big Sky Tournament.

Harald Frey Earns Preseason Honors

Senior Harald Frey was named to the 2019-20 Big Sky Men's Basketball Preseason All-Conference Team on Oct. 16. Frey was previously selected to the All-Big Sky Second Team during the 2018-19 season. As a junior, Frey set career highs in points (17.2), assists (5.0) and rebounds (4.5) per game. He's already earned Big Sky honors this year as he was picked as Big Sky Player of the Week on Nov. 19 for his performance at UNCG's Spartan Invite.

Collegiate Experience Back in Blue & Gold

MSU returned three starters that played significant roles on the team a season ago. Harald Frey (Sr. - Oslo, Norway), Devin Kirby (Jr. - Chandler, Ariz.) and Ladan Ricketts (Sr. - Livingston, Mont.) all return with experience in the Bobcats' starting lineup. Quentin Guilford (So. - Peoria, Ariz.) and Zeke Quinlan (So. - Portland, Ore.) also appeared in their first collegiate seasons last year for the Bobcats.

Getting to Know The Roster

The Bobcats feature nine new players on their roster. That number is among the most among all Division I institutions. MSU's nine newcomers is tied for 22nd most in the nation with Auburn, Austin Peay, Bradley, Bryant, Florida, Kentucky and Little Rock, TCU has the most newcomers with 15 (20-player roster) and is followed by Nebraska with 14.

International Flavor

Six of Montana State's 15 players on its roster are from outside the United States. The six (Amin Adamu, Jubril Belo, Borja Fernandez, Finn Fleute, Harald Frey, Mychael Paulo) make up the third highest amount of international players on a Division I roster. MSU is tied with Davidson, San Diego and Utah State with 6 foreign-born players. Only Saint Mary's (10) and Loyola Marymount (7) have more on their rosters.

Sprinkle Staff Tied by Familiarity

Head coach Danny Sprinkle is joined on the Bobcat bench by a group of coaches familiar to him and MSU. Chris Halsam and Luke Fennelly remained on staff for their seventh seasons, with Halsam staying on as an assistant and Fennelly serving as operations director. Shawn Dirden, who worked with Sprinkle previously as an assistant, returned to Bozeman to join his staff. Dan Russell joins the DI ranks after coaching at Casper College which has been the initial destination for several Bobcats in recent seasons.

A New Face to Lead the Program

Danny Sprinkle was appointed as the program's 23rd men's basketball coach on April 4, 2019. A Helena, Mont., native, Sprinkle began his coaching career in 2000 and spent all but two years since coaching as an assistant in the Big West Conference. Sprinkle has been a member of staffs that advanced to three NCAA Tournaments. Sprinkle completed an accomplished collegiate career as a Bobcat. He appeared in one NCAA Tournament as a player at MSU and still is among the top 10 in the Bobcats' record book in several categories.

A Bow on the 2018-19 Campaign

MSU wrapped up the 2018-19 season with some positive benchmarks, and ultimately a new direction. The Bobcats won their first Big Sky tournament game in a decade and tied for fourth in conference play to match the program's best finish since 2005. Their 11 Big Sky wins tied for the most since 2002.

Hall Leaves Legacy at Montana State

Tyler Hall will forever be etched into the Bobcat record books. Hall became Montana State's all-time scoring record holder as he finished his career with 2,518 points. He became the 69th player in Division I history to surpass 2,500 points. He also ended the year tied for ninth in Division I history with 431 made 3-point field goals in his career.

He broke the MSU scoring record during the Bobcats' 95-90 victory over Washington State on Dec. 9. He became the Big Sky Conference scoring king on Jan. 19 at Eastern Washington. The Rock Island, Ill., native was a four-time all-conference selection and was a first-team selection on two occasions.

A Tale of Two Sides of the Court

Montana State led the Big Sky Conference in several offensive categories last year. MSU led the league in assists (15.9) and points per game (82.7) in league play. MSU hadn't led the league in scoring since the 1997-98 season. MSU's 2,502 points scored was the second most in a season in program history. The Bobcats' .755 free throw percentage was tied for second in the Big Sky while their turnover margin of 2.0 was second.

MSU's defense gave up 79.8 points per game and opponents shot 48.4% from the field which were both the the most among Big Sky schools. MSU blocked just 32 shots in league play, 10th among league members. The Bobcats went 4-12 when opponents made at least half their shots.

MONTANA STATE STARTING LINEUPS

| Date | Opponent | 1 | 2 | 3 | 4 | 5 | Record |
|------------|-----------------------------|------|-------|----------|---------|-------|--------|
| Oct. 30 | Yellowstone Christian (Ex.) | Frey | Paulo | Adamu | Belo | Kirby | - |
| Nov. 5 | at Utah State | Frey | Paulo | Adamu | Belo | Kirby | 0-1 |
| Nov. 9 | Rocky Mountain | Frey | Paulo | Adamu | Belo | Kirby | 1-1 |
| Nov. 15 | vs. Appalachian State | Frey | Paulo | Adamu | Belo | Kirby | 2-1 |
| Nov. 16 | at UNCG | Frey | Paulo | Adamu | Belo | Kirby | 3-1 |
| Nov. 17 | vs. Tennessee Tech | Frey | Paulo | Adamu | Belo | Kirby | 4-1 |
| Nov. 19 | at Grand Canyon | Frey | Paulo | Adamu | Belo | Kirby | 4-2 |
| Nov. 26 | Colorado Christian | Frey | Paulo | Adamu | Belo | Kirby | 5-2 |
| Nov. 30 | Green Bay | Frey | Adamu | Ricketts | Belo | Kirby | 0-1 |
| Dec. 5 | South Dakota State | Frey | Adamu | Ricketts | Belo | Kirby | 1-1 |
| Dec. 16 | at North Dakota State | Frey | Adamu | Ricketts | Belo | Kirby | 1-2 |
| Dec. 19 | at CSU Bakersfield | Frey | Adamu | Ricketts | Quinlan | Belo | 0-1 |
| Dec. 28 | Sacramento State | Frey | Adamu | Ricketts | Quinlan | Belo | 1-1 |
| Dec. 30 | Northern Arizona | Frey | Adamu | Ricketts | Quinlan | Belo | 2-1 |
| Jan. 2 | at Northern Colorado | | | | | | |
| Jan. 4 | at Southern Utah | | | | | | |
| Jan. 9 | at Idaho | | | | | | |
| Jan. 11 | Portland State | | | | | | |
| Jan. 18 | Eastern Washington | | | | | | |
| Jan. 23 | at Weber State | | | | | | |
| Jan. 25 | at Idaho State | | | | | | |
| Feb. 1 | at Montana | | | | | | |
| Feb. 6 | Idaho | | | | | | |
| Feb. 8 | at Eastern Washington | | | | | | |
| Feb. 13 | Idaho State | | | | | | |
| Feb. 15 | Weber State | | | | | | |
| Feb. 20 | at Portland State | | | | | | |
| Feb. 22 | Montana | | | | | | |
| Feb. 27 | at Sacramento State | | | | | | |
| Feb. 29 | at Northern Arizona | | | | | | |
| March 5 | Southern Utah | | | | | | |
| March 7 | Northern Colorado | | | | | | |
| March 9-14 | Big Sky Tournament | | | | | | |

POINTS-REBOUNDS-ASSISTS SUMMARY

| Date | Opponent | 0 Quinlan | 2 Guliford | 3 Fleute | 4 Adamu | 5 Frey | 10 Bellach | 11 Ricketts | 12 Gundlach | 13 Belo | 15 Paulo | 23 Fernandez | 24 Hobbs | 31 Kirby |
|---------|-----------------------------|--------------|---------------|-------------|------------|-----------|---------------|----------------|----------------|------------|-------------|-----------------|-------------|-------------|
| Oct. 30 | Yellowstone Christian (Ex.) | 7-3-0 | - | 11-6-0 | 7-3-4 | 4-4-3 | 19-8-1 | - | - | 10-3-2 | 17-1-4 | 6-5-2 | 6-3-4 | 7-6-0 |
| Nov. 5 | @Utah State | 0-1-1 | 0-0-0 | 5-1-0 | 7-4-3 | 34-6-5 | 0-2-0 | 5-2-0 | - | 12-9-2 | 10-0-1 | 0-4-0 | 0-1-0 | 0-3-1 |
| Nov. 9 | Rocky Mountain | 5-3-0 | 0-3-3 | 0-6-1 | 12-1-0 | 12-6-8 | 3-2-0 | 9-1-0 | - | 16-8-0 | 16-0-7 | 4-3-1 | 8-2-1 | 8-3-0 |
| Nov. 15 | vs. Applachian State | 4-2-0 | - | 2-1-0 | 10-4-1 | 16-6-5 | 0-0-0 | 2-1-0 | - | 6-7-0 | 7-1-4 | 0-5-2 | 0-2-0 | 12-6-0 |
| Nov. 16 | @UNCG | 3-4-0 | - | - | 8-7-2 | 14-7-7 | - | 11-1-0 | - | 15-3-0 | 11-1-1 | 3-1-0 | 0-0-0 | 2-4-2 |
| Nov. 17 | vs. Tennessee Tech | 2-5-0 | - | 0-0-0 | 12-5-2 | 10-4-5 | - | 9-1-0 | - | 7-4-1 | 3-2-1 | 0-0-0 | 0-0-0 | 9-6-0 |
| Nov. 19 | @Grand Canyon | 3-3-0 | 2-0-0 | 0-0-0 | 8-5-1 | 14-4-7 | 0-1-0 | 6-0-1 | - | 17-3-1 | 3-2-1 | 3-2-0 | 0-0-0 | 0-5-1 |
| Nov. 26 | Colorado Christian | 6-4-0 | 0-0-0 | 5-4-0 | 4-3-1 | 10-4-7 | 5-4-2 | 15-0-0 | - | 12-4-0 | 7-2-2 | 5-3-0 | 5-5-2 | 8-10-0 |
| Nov. 30 | Green Bay | 9-1-2 | - | 5-0-0 | 13-3-1 | 15-7-5 | 4-0-0 | 8-2-0 | - | 9-2-0 | 3-2-1 | - | 0-1-2 | 6-9-2 |
| Dec. 5 | South Dakota State | 2-5-0 | - | - | 19-6-2 | 23-3-5 | 0-0-0 | 11-1-1 | - | 9-6-2 | 10-0-1 | 2-1-1 | - | 1-15-3 |
| Dec. 16 | @North Dakota State | 2-3-0 | - | 0-0-0 | 19-6-3 | 18-4-4 | 0-0-0 | 0-2-0 | - | 14-4-0 | 12-1-1 | 0-1-0 | 0-0-0 | 0-5-0 |
| Dec. 19 | @CSU Bakersfield | 7-5-2 | - | 4-4-0 | 2-3-2 | 26-4-5 | - | 9-3-1 | - | 6-2-0 | 13-1-3 | 2-2-2 | 3-0-0 | - |
| Dec. 28 | Sacramento State | 2-4-1 | 0-0-0 | 4-2-0 | 8-4-2 | 18-5-7 | 0-0-0 | 5-4-0 | - | 18-3-1 | 3-4-4 | 8-6-0 | 0-0-0 | - |
| Dec. 30 | Northern Arizona | 6-4-1 | - | 2-2-0 | 8-7-1 | 18-4-2 | - | 5-2-0 | - | 17-9-0 | 4-2-2 | 3-3-0 | 0-1-1 | - |
| Jan. 2 | @Northern Colorado | | | | | | | | | | | | | |
| Jan. 4 | @Southern Utah | | | | | | | | | | | | | |
| Jan. 9 | @Idaho | | | | | | | | | | | | | |
| Jan. 11 | Portland State | | | | | | | | | | | | | |
| Jan. 18 | Eastern Washington | | | | | | | | | | | | | |
| Jan. 23 | @Weber State | | | | | | | | | | | | | |
| Jan. 25 | @Idaho State | | | | | | | | | | | | | |
| Feb. 1 | @Montana | | | | | | | | | | | | | |
| Feb. 6 | Idaho | | | | | | | | | | | | | |
| Feb. 8 | @Eastern Washington | | | | | | | | | | | | | |
| Feb. 13 | Idaho State | | | | | | | | | | | | | |
| Feb. 15 | Weber State | | | | | | | | | | | | | |
| Feb. 20 | @Portland State | | | | | | | | | | | | | |
| Feb. 22 | Montana | | | | | | | | | | | | | |
| Feb. 27 | @Sacramento State | | | | | | | | | | | | | |
| Feb. 29 | @Northern Arizona | | | | | | | | | | | | | |
| March 5 | Southern Utah | | | | | | | | | | | | | |
| March 7 | Northern Colorado | | | | | | | | | | | | | |
| TBD | Big Sky Tournament | | | | | | | | | | | | | |

LAST TIMES

The Last Time MSU...

Scored 100 points or more: 104 vs. Idaho State (Jan. 26, 2019)
Scored 50 points or less: 48 at Central Michigan (Dec. 5, 2017)
Shot 60% or better from the field: 60.9% vs. Idaho (Feb. 8, 2006)
Shot 80% or better in a half: 80% vs. EWU (First Half - Jan. 12, 2002)
Shot 25% or less from the field: 19.7% at Kentucky (Nov. 23, 2014)
Hit 15 3-pointers: 16 vs. Washington State (Dec. 9, 2018)
Shot 30 3-pointers: 32 vs. Washington State (Dec. 9, 2018)
Attempted 50 free throws: 56 vs. Nevada (Dec. 11, 2000)
Made 30 free throws: 35 vs. Radford (Dec. 30, 2000)
Had 50 rebounds: 56 vs. Southern Utah (March 8, 2017)
Had 30 assists: 30 vs. Rocky Mountain (Jan. 3, 2000)
Had less than 5 steals: 4 vs. Northern Arizona (Dec. 30, 2019)
Had 15 steals: 15 vs. Rocky Mountain (Nov. 9, 2019)
Had 20 turnovers or more: 21 at UNCG (Nov. 16, 2019)
Had 5 turnovers or less: 3 vs. Walla Walla (Dec. 7, 2013)
Forced 30 turnovers: 31 vs. Weber State (Jan. 15, 2004)
Had two players with 30 points: Hall (36)/Frey (30) at SUU (Dec. 28, 2017)
Had five players with 10 points: vs. Portland State (Jan. 11, 2018)
Had six players with 10 points: vs. Northern New Mexico (Dec. 12, 2009)
Had two players with 20 points: Frey (31)/Hall (24) at WSU (Dec. 9, 2018)

The Last Time an Opponent...

Scored 100 points or more: 104 by Utah State (Nov. 6, 2018)
Scored 40 points or less: 39 by Tennessee Tech (Nov. 17, 2019)
Scored 35 points or less: 31 by Idaho (Dec. 16, 2000)
Shot 70% or better from the field: 70% by Portland State (Feb. 28, 2008)
Shot 60-69% from the field: 61.5% by Green Bay (Nov. 30, 2019)
Shot 30% or less from the field: 25.9% by Tennessee Tech (Nov. 17, 2019)
Shot 80% or better in a half: 80% by Northern Colorado (Feb. 15, 2014)
Hit 12 3-pointers: 13 by Washington State (Dec. 9, 2018)
Shot 30 3-pointers: 38 by UNCG (Nov. 16, 2019)
Attempted 50 free throws: 54 by Louisiana (Nov. 14, 2016)
Made 30 free throws: 35 by Utah State (Nov. 5, 2019)
Had 50 rebounds: 53 by Kentucky (Nov. 23, 2014)
Had 30 assists: 30 by Arkansas (Nov. 21, 2018)
Had 10 steals: 10 by Omaha (Dec. 10, 2016)
Had five players with 10 points: 5 by Green Bay (Nov. 30, 2019)
Had two players with 20 points: Ely (29)/Jefferies (25) Fresno St. (Nov. 13, 2001)

The Last Time a Bobcat Had..

40 points: 42 by Tyler Hall, vs. Milwaukee (Dec. 5, 2016)
30-39 points: 34 by Harald Frey, vs. Utah State (Nov. 5, 2019)
5 3-pointers: 6 by Harald Frey, vs. Utah State (Nov. 5, 2019)
15 rebounds: 15 by Devin Kirby, vs. South Dakota State (Dec. 5, 2019)
10 assists: 10 by Harald Frey, at Montana (Feb. 23, 2019)
5 steals: 6 by Marcus Colbert, vs. South Dakota Mines (Dec. 6, 2015)
5 blocks: 5 by Eric Norman, vs. Northern Colorado (Feb. 12, 2015)

The Last Time an Opponent Had..

40 points: 46 by Jerrick Harding, Weber State (March 3, 2018)
30-39 points: 37 by Sam Merrill, Utah State (Nov. 6, 2018)
5 3-pointers: 5 by Kyrin Galloway, UNCG (Nov. 16, 2019)
15 rebounds: 17 by Jalen Sanders, Northern Colorado (Feb. 3, 2018)
10 assists: 10 by Jovan Blacksher Jr., Grand Canyon (Nov. 19, 2019)
5 steals: 5 by Tra-Deon Hollins, Omaha (Dec. 6, 2015)
5 blocks: 6 by Karl-Anthony Towns, Kentucky (Nov. 23, 2014)

SEASON LEADERS

| Scoring Leaders | Season | Career |
|-----------------|--------|--------|
| Harald Frey | 7 | 32 |
| Jubrilé Belo | 4 | 4 |
| Amin Adamu | 2 | 2 |
| Mychael Paulo | 1 | 1 |
| Ladan Ricketts | 1 | 1 |

| Rebounding Leaders | Season | Career |
|--------------------|--------|--------|
| Devin Kirby | 4 | 11 |
| Harald Frey | 2 | 10 |
| Jubrilé Belo | 4 | 4 |
| Amin Adamu | 2 | 2 |
| Zeke Quinlan | 1 | 1 |
| Borja Fernandez | 1 | 1 |

| Assist Leaders | Season | Career |
|----------------|--------|--------|
| Harald Frey | 13 | 74 |
| Mychael Paulo | 1 | 1 |
| Zeke Quinlan | 1 | 1 |

| Double-Digit Scoring | Season | Career |
|----------------------|--------|--------|
| Harald Frey | 13 | 80 |
| Ladan Ricketts | 3 | 13 |
| Devin Kirby | 1 | 13 |
| Jubrilé Belo | 8 | 8 |
| Amin Adamu | 6 | 6 |
| Mychael Paulo | 6 | 6 |
| Quentin Guliford | 0 | 1 |

| Double-Doubles | Season | Career |
|----------------|--------|--------|
| Harald Frey | 0 | 2 |
| Devin Kirby | 0 | 2 |

SUPERLATIVES

| Most First Half Points | |
|------------------------------|----|
| MSU | 44 |
| Opponents | 51 |
| vs. Rocky Mountain (11/9/19) | |
| Green Bay (11/30/19) | |

| Fewest First Half Points | |
|-------------------------------|----|
| MSU | 22 |
| Opponents | 17 |
| vs. Tennessee Tech (11/17/19) | |
| Tennessee Tech (11/17/19) | |

| Largest Halftime Lead | |
|------------------------------|----|
| MSU | 13 |
| Opponents | 13 |
| vs. Rocky Mountain (11/9/19) | |
| Green Bay (11/30/19) | |

| Most Second Half Points | |
|-----------------------------------|----|
| MSU | 51 |
| Opponents | 47 |
| vs. Colorado Christian (11/26/19) | |
| Green Bay (11/30/19) | |

| Fewest Second Half Points | |
|-------------------------------|----|
| MSU | 30 |
| Opponents | 17 |
| vs. Tennessee Tech (11/17/19) | |
| Colorado Christian (11/26/19) | |

| Largest Margin of Victory | |
|-----------------------------------|----|
| MSU | 36 |
| Opponents | 26 |
| vs. Colorado Christian (11/26/19) | |
| Green Bay (11/30/19) | |

TEAM STATISTICS

Game Records

| Record | Overall | Home | Away | Neutral |
|----------------|---------|------|------|---------|
| ALL GAMES | 8-5 | 5-1 | 1-4 | 2-0 |
| CONFERENCE | 2-0 | 2-0 | 0-0 | 0-0 |
| NON-CONFERENCE | 6-5 | 3-1 | 1-4 | 2-0 |

Score by Periods

| Team | 1st | 2nd | OT | TOT |
|-------------|-----|-----|----|-----|
| Montana St. | 429 | 468 | 0 | 897 |
| Opponents | 417 | 433 | 0 | 850 |

Team Box Score

| No. | Player | | | | Total | | 3-Point | | F-Throw | | Rebounds | | | | | | | | | | | | | |
|-----------|-------------------|-------|--------|------|---------|------|---------|------|---------|------|----------|-----|-----|------|-----|----|-----|-----|-----|-----|-----|------|--|--|
| | | GP-GS | MIN | AVG | FG-FGA | FG% | 3FG-FGA | 3FG% | FT-FTA | FT% | OFF | DEF | TOT | AVG | PF | DQ | A | TO | BLK | STL | PTS | AVG | | |
| 5 | FREY, Harald | 13-13 | 474:02 | 36.5 | 69-156 | .442 | 30-80 | .375 | 60-66 | .909 | 4 | 63 | 67 | 5.2 | 20 | 0 | 69 | 38 | 1 | 20 | 228 | 17.5 | | |
| 13 | BELO, Jubrile | 13-13 | 297:25 | 22.9 | 55-75 | .733 | 0-0 | .000 | 48-62 | .774 | 21 | 43 | 64 | 4.9 | 47 | 3 | 7 | 25 | 11 | 7 | 158 | 12.2 | | |
| 4 | ADAMU, Amin | 13-13 | 351:51 | 27.1 | 52-119 | .437 | 3-11 | .273 | 23-30 | .767 | 3 | 55 | 58 | 4.5 | 18 | 0 | 21 | 39 | 3 | 13 | 130 | 10.0 | | |
| 15 | PAULO, Mychael | 13-7 | 327:29 | 25.2 | 40-80 | .500 | 17-42 | .405 | 5-12 | .417 | 1 | 17 | 18 | 1.4 | 25 | 1 | 29 | 17 | 2 | 12 | 102 | 7.8 | | |
| 11 | RICKETTS, Ladan | 13-6 | 280:07 | 21.5 | 31-67 | .463 | 26-58 | .448 | 7-8 | .875 | 1 | 20 | 21 | 1.6 | 15 | 0 | 2 | 7 | 2 | 4 | 95 | 7.3 | | |
| 31 | KIRBY, Devin | 10-10 | 273:24 | 27.3 | 20-45 | .444 | 0-0 | .000 | 6-17 | .353 | 17 | 49 | 66 | 6.6 | 17 | 0 | 9 | 7 | 6 | 3 | 46 | 4.6 | | |
| 00 | QUINLAN, Zeke | 13-3 | 221:32 | 17.0 | 17-50 | .340 | 1-18 | .056 | 16-26 | .615 | 7 | 37 | 44 | 3.4 | 29 | 0 | 7 | 25 | 3 | 9 | 51 | 3.9 | | |
| 23 | FERNANDEZ, Borja | 12-0 | 123:17 | 10.3 | 12-29 | .414 | 5-12 | .417 | 1-3 | .333 | 6 | 25 | 31 | 2.6 | 17 | 0 | 6 | 16 | 1 | 4 | 30 | 2.5 | | |
| 3 | FLEUTE, Finn | 11-0 | 96:28 | 8.8 | 11-24 | .458 | 1-4 | .250 | 4-6 | .667 | 10 | 10 | 20 | 1.8 | 19 | 0 | 1 | 6 | 1 | 3 | 27 | 2.5 | | |
| 10 | BELLACH, Caleb | 9-0 | 54:19 | 6.0 | 4-15 | .267 | 3-9 | .333 | 1-2 | .500 | 2 | 7 | 9 | 1.0 | 1 | 0 | 2 | 1 | 0 | 1 | 12 | 1.3 | | |
| 24 | HOBBS, Zach | 12-0 | 85:20 | 7.1 | 6-19 | .316 | 4-16 | .250 | 0-0 | .000 | 0 | 12 | 12 | 1.0 | 6 | 0 | 6 | 6 | 1 | 4 | 16 | 1.3 | | |
| 2 | GULIFORD, Quentin | 5-0 | 14:47 | 3.0 | 1-2 | .500 | 0-0 | .000 | 0-0 | .000 | 1 | 2 | 3 | 0.6 | 1 | 0 | 3 | 1 | 0 | 1 | 2 | 0.4 | | |
| Team | | | | | | | | | | | 15 | 24 | 39 | | | | | 7 | | | | | | |
| Total | | 13 | 2600 | | 318-681 | .467 | 90-250 | .360 | 171-232 | .737 | 88 | 364 | 452 | 34.8 | 215 | 4 | 162 | 195 | 31 | 81 | 897 | 69.0 | | |
| Opponents | | 13 | 2600 | | 307-771 | .398 | 91-307 | .296 | 145-203 | .714 | 128 | 305 | 433 | 33.3 | 225 | 3 | 159 | 150 | 32 | 91 | 850 | 65.4 | | |

Team Statistics

| | MSU | OPP |
|------------------------|----------------|----------------|
| Scoring | 897 | 850 |
| Points per game | 69.0 | 65.4 |
| Scoring margin | +3.6 | - |
| Field goals-att | 318-681 | 307-771 |
| Field goal pct | .467 | .398 |
| 3 point fg-att | 90-250 | 91-307 |
| 3-point FG pct | .360 | .296 |
| 3-pt FG made per game | 6.9 | 7.0 |
| Free throws-att | 171-232 | 145-203 |
| Free throw pct | .737 | .714 |
| F-Throws made per game | 13.2 | 11.2 |
| Rebounds | 452 | 433 |
| Rebounds per game | 34.8 | 33.3 |
| Rebounding margin | +1.5 | - |
| Assists | 162 | 159 |
| Assists per game | 12.5 | 12.2 |
| Turnovers | 195 | 150 |
| Turnovers per game | 15.0 | 11.5 |
| Turnover margin | -3.5 | - |
| Assist/turnover ratio | 0.8 | 1.1 |
| Steals | 81 | 91 |
| Steals per game | 6.2 | 7.0 |
| Blocks | 31 | 32 |
| Blocks per game | 2.4 | 2.5 |
| Winning streak | 2 | - |
| Home win streak | 3 | - |
| Attendance | 19716 | 20659 |
| Home games-Avg/Game | 6-3286 | 5-4132 |
| Neutral site-Avg/Game | - | 2-140 |

Team Results

| Date | Opponent | | Score | Att. |
|------------|---------------------|---|-------|------|
| 11/05/2019 | at Utah St. | L | 73-81 | 7331 |
| 11/09/2019 | Rocky Mountain | W | 93-60 | 2697 |
| 11/15/2019 | vs Appalachian St. | W | 59-56 | 214 |
| 11/16/2019 | at UNC Greensboro | W | 67-66 | 2066 |
| 11/17/2019 | vs Tennessee Tech | W | 52-39 | 65 |
| 11/19/2019 | at Grand Canyon | L | 56-69 | 6862 |
| 11/26/2019 | Colo. Christian | W | 82-46 | 2574 |
| 11/30/2019 | Green Bay | L | 72-98 | 3023 |
| 12/05/2019 | South Dakota St. | W | 77-70 | 4877 |
| 12/16/2019 | at North Dakota St. | L | 65-79 | 2523 |
| 12/19/2019 | at CSU Bakersfield | L | 72-74 | 1877 |
| 12/28/2019 | Sacramento St. | W | 66-51 | 3349 |
| 12/30/2019 | Northern Ariz. | W | 63-61 | 3196 |

TEAM STATISTICS - HIGH/LOW ANALYSIS

Montana St. - Game Highs

| | | |
|------------------------------|--------------|-------------------------------------|
| POINTS | 93 | Rocky Mountain (11/09/2019) |
| | 82 | Colo. Christian (11/26/2019) |
| | 77 | South Dakota St. (12/05/2019) |
| | 73 | at Utah St. (11/05/2019) |
| | 72 | at CSU Bakersfield (12/19/2019) |
| | 72 | Green Bay (11/30/2019) |
| FIELD GOALS MADE | 35 | Rocky Mountain (11/09/2019) |
| | 30 | Colo. Christian (11/26/2019) |
| FIELD GOAL ATTEMPTS | 67 | Rocky Mountain (11/09/2019) |
| | 59 | Sacramento St. (12/28/2019) |
| | 59 | Colo. Christian (11/26/2019) |
| FIELD GOAL PERCENTAGE | .525 (21-40) | at UNC Greensboro (11/16/2019) |
| | .522 (35-67) | Rocky Mountain (11/09/2019) |
| 3 PT FG MADE | 12 | Rocky Mountain (11/09/2019) |
| | 10 | Colo. Christian (11/26/2019) |
| 3 PT FG ATTEMPTS | 26 | Rocky Mountain (11/09/2019) |
| | 24 | at CSU Bakersfield (12/19/2019) |
| | 24 | Green Bay (11/30/2019) |
| 3 PT FG PERCENTAGE | .500 (10-20) | Colo. Christian (11/26/2019) |
| | .500 (7-14) | at UNC Greensboro (11/16/2019) |
| FREE THROWS MADE | 25 | Northern Ariz. (12/30/2019) |
| | 18 | Green Bay (11/30/2019) |
| | 18 | at UNC Greensboro (11/16/2019) |
| FREE THROW ATTEMPTS | 28 | Northern Ariz. (12/30/2019) |
| | 26 | at Utah St. (11/05/2019) |
| FREE THROW PERCENTAGE | .900 (9-10) | Sacramento St. (12/28/2019) |
| | .893 (25-28) | Northern Ariz. (12/30/2019) |
| REBOUNDS | 45 | Colo. Christian (11/26/2019) |
| | 38 | South Dakota St. (12/05/2019) |
| | 38 | vs Appalachian St. (N) (11/15/2019) |
| | 38 | Rocky Mountain (11/09/2019) |
| ASSISTS | 21 | Rocky Mountain (11/09/2019) |
| | 15 | Sacramento St. (12/28/2019) |
| | 15 | at CSU Bakersfield (12/19/2019) |
| | 15 | South Dakota St. (12/05/2019) |
| STEALS | 15 | Rocky Mountain (11/09/2019) |
| | 9 | vs Tennessee Tech (N) (11/17/2019) |
| BLOCKED SHOTS | 7 | South Dakota St. (12/05/2019) |
| | 5 | at Grand Canyon (11/19/2019) |
| TURNOVERS | 21 | at UNC Greensboro (11/16/2019) |
| | 18 | Rocky Mountain (11/09/2019) |
| FOULS | 31 | at Utah St. (11/05/2019) |
| | 21 | vs Appalachian St. (N) (11/15/2019) |

Opponent - Game Highs

| | | |
|------------------------------|--------------|-------------------------------------|
| POINTS | 98 | Green Bay (11/30/2019) |
| | 81 | at Utah St. (11/05/2019) |
| | 79 | at North Dakota St. (12/16/2019) |
| | 74 | at CSU Bakersfield (12/19/2019) |
| | 70 | South Dakota St. (12/05/2019) |
| FIELD GOALS MADE | 40 | Green Bay (11/30/2019) |
| | 28 | at CSU Bakersfield (12/19/2019) |
| FIELD GOAL ATTEMPTS | 69 | at UNC Greensboro (11/16/2019) |
| | 65 | Green Bay (11/30/2019) |
| FIELD GOAL PERCENTAGE | .615 (40-65) | Green Bay (11/30/2019) |
| | .509 (28-55) | at CSU Bakersfield (12/19/2019) |
| 3 PT FG MADE | 11 | at UNC Greensboro (11/16/2019) |
| | 10 | at North Dakota St. (12/16/2019) |
| | 10 | Green Bay (11/30/2019) |
| | 10 | Rocky Mountain (11/09/2019) |
| 3 PT FG ATTEMPTS | 38 | at UNC Greensboro (11/16/2019) |
| | 31 | Rocky Mountain (11/09/2019) |
| 3 PT FG PERCENTAGE | .455 (10-22) | Green Bay (11/30/2019) |
| | .400 (8-20) | at CSU Bakersfield (12/19/2019) |
| | .400 (6-15) | Sacramento St. (12/28/2019) |
| FREE THROWS MADE | 35 | at Utah St. (11/05/2019) |
| | 18 | at Grand Canyon (11/19/2019) |
| FREE THROW ATTEMPTS | 45 | at Utah St. (11/05/2019) |
| | 21 | at North Dakota St. (12/16/2019) |
| | 21 | at Grand Canyon (11/19/2019) |
| FREE THROW PERCENTAGE | .857 (18-21) | at Grand Canyon (11/19/2019) |
| | .857 (6-7) | vs Tennessee Tech (N) (11/17/2019) |
| REBOUNDS | 41 | vs Appalachian St. (N) (11/15/2019) |
| | 41 | at Utah St. (11/05/2019) |
| ASSISTS | 21 | Green Bay (11/30/2019) |
| | 18 | at CSU Bakersfield (12/19/2019) |
| STEALS | 12 | at UNC Greensboro (11/16/2019) |
| | 8 | at CSU Bakersfield (12/19/2019) |
| | 8 | Green Bay (11/30/2019) |
| | 8 | at Grand Canyon (11/19/2019) |
| | 8 | Rocky Mountain (11/09/2019) |
| | 8 | at Utah St. (11/05/2019) |
| BLOCKED SHOTS | 5 | Sacramento St. (12/28/2019) |
| | 5 | at UNC Greensboro (11/16/2019) |
| | 5 | at Utah St. (11/05/2019) |
| TURNOVERS | 26 | Rocky Mountain (11/09/2019) |
| | 16 | vs Tennessee Tech (N) (11/17/2019) |
| FOULS | 23 | at Utah St. (11/05/2019) |
| | 21 | at CSU Bakersfield (12/19/2019) |
| | 21 | at UNC Greensboro (11/16/2019) |

Montana St. - Game Lows

| | | |
|------------------------------|--------------|-------------------------------------|
| POINTS | 52 | vs Tennessee Tech (N) (11/17/2019) |
| | 56 | at Grand Canyon (11/19/2019) |
| | 59 | vs Appalachian St. (N) (11/15/2019) |
| | 63 | Northern Ariz. (12/30/2019) |
| | 65 | at North Dakota St. (12/16/2019) |
| FIELD GOALS MADE | 17 | Northern Ariz. (12/30/2019) |
| | 19 | vs Tennessee Tech (N) (11/17/2019) |
| FIELD GOAL ATTEMPTS | 40 | at UNC Greensboro (11/16/2019) |
| | 41 | Northern Ariz. (12/30/2019) |
| FIELD GOAL PERCENTAGE | .404 (19-47) | vs Tennessee Tech (N) (11/17/2019) |
| | .415 (17-41) | Northern Ariz. (12/30/2019) |
| 3 PT FG MADE | 4 | Northern Ariz. (12/30/2019) |
| | 4 | at Grand Canyon (11/19/2019) |
| | 4 | vs Appalachian St. (N) (11/15/2019) |
| 3 PT FG ATTEMPTS | 14 | at UNC Greensboro (11/16/2019) |
| | 15 | at North Dakota St. (12/16/2019) |
| 3 PT FG PERCENTAGE | .235 (4-17) | Northern Ariz. (12/30/2019) |
| | .250 (6-24) | Green Bay (11/30/2019) |
| | .250 (5-20) | vs Tennessee Tech (N) (11/17/2019) |
| | .250 (4-16) | at Grand Canyon (11/19/2019) |
| | .250 (4-16) | vs Appalachian St. (N) (11/15/2019) |
| FREE THROWS MADE | 8 | at North Dakota St. (12/16/2019) |
| | 8 | at Grand Canyon (11/19/2019) |
| FREE THROW ATTEMPTS | 10 | Sacramento St. (12/28/2019) |
| | 11 | at North Dakota St. (12/16/2019) |
| | 11 | vs Tennessee Tech (N) (11/17/2019) |
| FREE THROW PERCENTAGE | .533 (8-15) | at Grand Canyon (11/19/2019) |
| | .563 (9-16) | vs Appalachian St. (N) (11/15/2019) |
| REBOUNDS | 25 | at CSU Bakersfield (12/19/2019) |
| | 27 | Green Bay (11/30/2019) |
| ASSISTS | 7 | Northern Ariz. (12/30/2019) |
| | 8 | at North Dakota St. (12/16/2019) |
| | 8 | at Grand Canyon (11/19/2019) |
| STEALS | 2 | at Grand Canyon (11/19/2019) |
| | 3 | at North Dakota St. (12/16/2019) |
| | 3 | Green Bay (11/30/2019) |
| BLOCKED SHOTS | 0 | Green Bay (11/30/2019) |
| | 0 | vs Tennessee Tech (N) (11/17/2019) |
| TURNOVERS | 10 | Colo. Christian (11/26/2019) |
| | 11 | Sacramento St. (12/28/2019) |
| FOULS | 11 | vs Tennessee Tech (N) (11/17/2019) |
| | 13 | Sacramento St. (12/28/2019) |
| | 13 | at UNC Greensboro (11/16/2019) |

Opponent - Game Lows

| | | |
|------------------------------|--------------|-------------------------------------|
| POINTS | 39 | vs Tennessee Tech (N) (11/17/2019) |
| | 46 | Colo. Christian (11/26/2019) |
| | 51 | Sacramento St. (12/28/2019) |
| | 56 | vs Appalachian St. (N) (11/15/2019) |
| | 60 | Rocky Mountain (11/09/2019) |
| FIELD GOALS MADE | 15 | vs Tennessee Tech (N) (11/17/2019) |
| | 18 | Sacramento St. (12/28/2019) |
| | 18 | Colo. Christian (11/26/2019) |
| FIELD GOAL ATTEMPTS | 53 | Sacramento St. (12/28/2019) |
| | 53 | at Utah St. (11/05/2019) |
| FIELD GOAL PERCENTAGE | .259 (15-58) | vs Tennessee Tech (N) (11/17/2019) |
| | .305 (18-59) | Colo. Christian (11/26/2019) |
| 3 PT FG MADE | 3 | vs Tennessee Tech (N) (11/17/2019) |
| | 3 | vs Appalachian St. (N) (11/15/2019) |
| 3 PT FG ATTEMPTS | 15 | Sacramento St. (12/28/2019) |
| | 18 | at Utah St. (11/05/2019) |
| 3 PT FG PERCENTAGE | .125 (3-24) | vs Tennessee Tech (N) (11/17/2019) |
| | .158 (3-19) | vs Appalachian St. (N) (11/15/2019) |
| FREE THROWS MADE | 2 | Rocky Mountain (11/09/2019) |
| | 5 | Northern Ariz. (12/30/2019) |
| | 5 | at UNC Greensboro (11/16/2019) |
| FREE THROW ATTEMPTS | 5 | Rocky Mountain (11/09/2019) |
| | 7 | vs Tennessee Tech (N) (11/17/2019) |
| FREE THROW PERCENTAGE | .400 (2-5) | Rocky Mountain (11/09/2019) |
| | .500 (5-10) | Northern Ariz. (12/30/2019) |
| | .500 (5-10) | at UNC Greensboro (11/16/2019) |
| REBOUNDS | 27 | at North Dakota St. (12/16/2019) |
| | 29 | at UNC Greensboro (11/16/2019) |
| ASSISTS | 2 | vs Tennessee Tech (N) (11/17/2019) |
| | 8 | vs Appalachian St. (N) (11/15/2019) |
| STEALS | 4 | Colo. Christian (11/26/2019) |
| | 4 | vs Appalachian St. (N) (11/15/2019) |
| BLOCKED SHOTS | 0 | Green Bay (11/30/2019) |
| | 0 | Colo. Christian (11/26/2019) |
| | 0 | vs Appalachian St. (N) (11/15/2019) |
| TURNOVERS | 4 | at Grand Canyon (11/19/2019) |
| | 5 | at North Dakota St. (12/16/2019) |
| FOULS | 9 | vs Tennessee Tech (N) (11/17/2019) |
| | 14 | Sacramento St. (12/28/2019) |

TEAM STATISTICS - GAME BY GAME

| | | | | Total | | 3-Pointers | | Free throws | | Rebounds | | | | | | | | | | | |
|---------------------|------------|-------|---|---------|------|------------|------|-------------|------|----------|-----|-----|------|-----|-----|-----|-----|-----|-----|------|--|
| Opponent | Date | Score | | FG-FGA | PCT | 3FG-FGA | PCT | FT-FTA | PCT | OFF | DEF | TOT | AVG | PF | A | TO | BLK | STL | PTS | AVG | |
| at Utah St. | 11/05/2019 | 73-81 | L | 20-53 | .377 | 6-18 | .333 | 35-45 | .778 | 11 | 30 | 41 | 41.0 | 23 | 12 | 9 | 5 | 8 | 81 | 81.0 | |
| Rocky Mountain | 11/09/2019 | 93-60 | W | 24-61 | .393 | 10-31 | .323 | 2-5 | .400 | 10 | 23 | 33 | 37.0 | 15 | 14 | 26 | 1 | 8 | 60 | 70.5 | |
| vs Appalachian St. | 11/15/2019 | 59-56 | W | 21-61 | .344 | 3-19 | .158 | 11-16 | .688 | 12 | 29 | 41 | 38.3 | 16 | 8 | 14 | 0 | 4 | 56 | 65.7 | |
| at UNC Greensboro | 11/16/2019 | 67-66 | W | 25-69 | .362 | 11-38 | .289 | 5-10 | .500 | 13 | 16 | 29 | 36.0 | 21 | 14 | 9 | 5 | 12 | 66 | 65.8 | |
| vs Tennessee Tech | 11/17/2019 | 52-39 | W | 15-58 | .259 | 3-24 | .125 | 6-7 | .857 | 15 | 24 | 39 | 36.6 | 9 | 2 | 16 | 3 | 7 | 39 | 60.4 | |
| at Grand Canyon | 11/19/2019 | 56-69 | L | 22-59 | .373 | 7-23 | .304 | 18-21 | .857 | 10 | 22 | 32 | 35.8 | 15 | 16 | 4 | 2 | 8 | 69 | 61.8 | |
| Colo. Christian | 11/26/2019 | 82-46 | W | 18-59 | .305 | 4-23 | .174 | 6-10 | .600 | 8 | 22 | 30 | 35.0 | 18 | 11 | 11 | 0 | 4 | 46 | 59.6 | |
| Green Bay | 11/30/2019 | 72-98 | L | 40-65 | .615 | 10-22 | .455 | 8-13 | .615 | 4 | 27 | 31 | 34.5 | 20 | 21 | 6 | 0 | 8 | 98 | 64.4 | |
| South Dakota St. | 12/05/2019 | 77-70 | W | 26-62 | .419 | 5-20 | .250 | 13-20 | .650 | 11 | 23 | 34 | 34.4 | 17 | 11 | 9 | 4 | 6 | 70 | 65.0 | |
| at North Dakota St. | 12/16/2019 | 65-79 | L | 26-56 | .464 | 10-26 | .385 | 17-21 | .810 | 5 | 22 | 27 | 33.7 | 16 | 11 | 5 | 3 | 7 | 79 | 66.4 | |
| at CSU Bakersfield | 12/19/2019 | 72-74 | L | 28-55 | .509 | 8-20 | .400 | 10-14 | .714 | 11 | 19 | 30 | 33.4 | 21 | 18 | 15 | 1 | 8 | 74 | 67.1 | |
| Sacramento St. | 12/28/2019 | 66-51 | W | 18-53 | .340 | 6-15 | .400 | 9-11 | .818 | 8 | 26 | 34 | 33.4 | 14 | 9 | 14 | 5 | 5 | 51 | 65.8 | |
| Northern Ariz. | 12/30/2019 | 63-61 | W | 24-60 | .400 | 8-28 | .286 | 5-10 | .500 | 10 | 22 | 32 | 33.3 | 20 | 12 | 12 | 3 | 6 | 61 | 65.4 | |
| Total | | 850 | | 307-771 | .398 | 91-307 | .296 | 145-203 | .714 | 128 | 305 | 433 | 33.3 | 225 | 159 | 150 | 32 | 91 | 850 | 65.4 | |
| Montana St. | | 897 | | 318-681 | .467 | 90-250 | .360 | 171-232 | .737 | 88 | 364 | 452 | 34.8 | 215 | 162 | 195 | 31 | 81 | 897 | 69.0 | |

Opponents Averages

| Games Played | Points/game | FG Pct | 3FG Pct | FT Pct | Rebounds/game | Assists/game | Turnovers/game | Assist/Turnover ratio | Steals/game | Blocks/game |
|--------------|-------------|--------|---------|--------|---------------|--------------|----------------|-----------------------|-------------|-------------|
| 13 | 65.4 | 39.8 | 29.6 | 71.4 | 33.3 | 12.2 | 11.5 | 1.1 | 7.0 | 2.5 |

HEAD TO HEAD - GAME BY GAME

| | FG-A | Pct. | 3FG-A | Pct. | FT-A | Pct. | O-D-T | PF | A | T0 | B | S | 1 | 2 | TP |
|--------------------|-------|------|-------|------|-------|------|----------|----|----|----|---|----|----|----|----|
| Montana State | 24-57 | .421 | 9-19 | .474 | 16-26 | .615 | 9-27-36 | 31 | 13 | 15 | 3 | 6 | 34 | 39 | 73 |
| #17/19 Utah State | 20-53 | .377 | 6-18 | .333 | 35-45 | .778 | 11-30-41 | 23 | 12 | 9 | 5 | 8 | 37 | 44 | 81 |
| Rocky Mountain | 24-61 | .393 | 10-31 | .323 | 2-5 | .400 | 10-23-33 | 15 | 14 | 26 | 1 | 8 | 31 | 29 | 60 |
| Montana State | 35-67 | .522 | 12-26 | .462 | 11-15 | .733 | 10-28-38 | 14 | 21 | 18 | 2 | 15 | 44 | 49 | 93 |
| Appalachian State | 21-61 | .344 | 3-19 | .158 | 11-16 | .688 | 12-29-41 | 16 | 8 | 14 | 0 | 4 | 25 | 31 | 56 |
| Montana State | 23-53 | .434 | 4-16 | .250 | 9-16 | .563 | 6-32-38 | 21 | 12 | 16 | 4 | 7 | 24 | 35 | 59 |
| Montana State | 21-40 | .525 | 7-14 | .500 | 18-23 | .783 | 3-31-34 | 13 | 12 | 21 | 1 | 6 | 29 | 38 | 67 |
| UNCG | 25-69 | .362 | 11-38 | .289 | 5-10 | .500 | 13-16-29 | 21 | 14 | 9 | 5 | 12 | 33 | 33 | 66 |
| Tennessee Tech | 15-59 | .259 | 3-24 | .125 | 6-7 | .857 | 15-24-39 | 9 | 2 | 16 | 3 | 7 | 17 | 22 | 39 |
| Montana State | 19-47 | .404 | 5-20 | .250 | 9-11 | .818 | 5-27-32 | 11 | 9 | 15 | 0 | 9 | 22 | 30 | 52 |
| Montana State | 22-46 | .478 | 4-16 | .250 | 8-15 | .533 | 6-28-34 | 16 | 8 | 17 | 5 | 2 | 30 | 26 | 56 |
| Grand Canyon | 22-59 | .373 | 7-23 | .304 | 18-21 | .857 | 10-22-32 | 15 | 16 | 4 | 2 | 8 | 28 | 41 | 69 |
| Colorado Christian | 18-59 | .305 | 4-23 | .174 | 6-10 | .600 | 8-22-30 | 18 | 11 | 11 | 0 | 4 | 29 | 17 | 46 |
| Montana State | 30-59 | .508 | 10-20 | .500 | 12-16 | .750 | 10-35-45 | 16 | 14 | 10 | 1 | 7 | 31 | 51 | 82 |
| Green Bay | 40-65 | .615 | 10-22 | .455 | 8-13 | .615 | 4-27-31 | 20 | 21 | 6 | 0 | 8 | 51 | 47 | 98 |
| Montana State | 24-55 | .436 | 6-24 | .250 | 18-21 | .857 | 5-22-27 | 15 | 13 | 14 | 0 | 3 | 38 | 34 | 72 |
| South Dakota State | 26-62 | .419 | 5-20 | .250 | 13-20 | .650 | 11-23-34 | 17 | 11 | 9 | 4 | 6 | 39 | 31 | 70 |
| Montana State | 28-57 | .491 | 8-23 | .348 | 13-17 | .765 | 8-30-38 | 16 | 15 | 12 | 7 | 8 | 40 | 37 | 77 |
| Montana State | 26-53 | .491 | 5-15 | .333 | 8-11 | .727 | 6-27-33 | 18 | 8 | 16 | 2 | 3 | 31 | 34 | 65 |
| North Dakota State | 26-56 | .464 | 10-26 | .385 | 17-21 | .810 | 5-22-27 | 16 | 11 | 5 | 3 | 7 | 34 | 45 | 79 |
| Montana State | 24-47 | .511 | 9-24 | .375 | 15-23 | .652 | 7-18-25 | 16 | 15 | 16 | 1 | 5 | 39 | 33 | 72 |
| CSU Bakersfield | 28-55 | .509 | 8-20 | .400 | 10-14 | .714 | 11-19-30 | 21 | 18 | 15 | 1 | 8 | 37 | 37 | 74 |
| Sacramento State | 18-53 | .340 | 6-15 | .400 | 9-11 | .818 | 8-26-34 | 14 | 9 | 14 | 5 | 5 | 28 | 23 | 51 |
| Montana State | 25-59 | .424 | 7-16 | .438 | 9-10 | .900 | 9-28-37 | 13 | 15 | 11 | 3 | 6 | 37 | 29 | 66 |
| Northern Arizona | 24-60 | .400 | 8-28 | .286 | 5-10 | .500 | 10-22-32 | 20 | 12 | 12 | 3 | 6 | 28 | 33 | 61 |
| Montana State | 17-41 | .415 | 4-17 | .235 | 25-28 | .893 | 4-31-35 | 15 | 7 | 14 | 2 | 4 | 30 | 33 | 63 |
| Montana State | - | - | - | - | - | - | - | - | - | - | - | - | - | - | - |
| Northern Colorado | - | - | - | - | - | - | - | - | - | - | - | - | - | - | - |
| Montana State | - | - | - | - | - | - | - | - | - | - | - | - | - | - | - |
| Southern Utah | - | - | - | - | - | - | - | - | - | - | - | - | - | - | - |
| Montana State | - | - | - | - | - | - | - | - | - | - | - | - | - | - | - |
| Idaho | - | - | - | - | - | - | - | - | - | - | - | - | - | - | - |
| Portland State | - | - | - | - | - | - | - | - | - | - | - | - | - | - | - |
| Montana State | - | - | - | - | - | - | - | - | - | - | - | - | - | - | - |
| Eastern Washington | - | - | - | - | - | - | - | - | - | - | - | - | - | - | - |
| Montana State | - | - | - | - | - | - | - | - | - | - | - | - | - | - | - |
| Montana State | - | - | - | - | - | - | - | - | - | - | - | - | - | - | - |
| Weber State | - | - | - | - | - | - | - | - | - | - | - | - | - | - | - |
| Montana State | - | - | - | - | - | - | - | - | - | - | - | - | - | - | - |
| Idaho State | - | - | - | - | - | - | - | - | - | - | - | - | - | - | - |
| Montana State | - | - | - | - | - | - | - | - | - | - | - | - | - | - | - |
| Montana | - | - | - | - | - | - | - | - | - | - | - | - | - | - | - |
| Idaho | - | - | - | - | - | - | - | - | - | - | - | - | - | - | - |
| Montana State | - | - | - | - | - | - | - | - | - | - | - | - | - | - | - |
| Montana State | - | - | - | - | - | - | - | - | - | - | - | - | - | - | - |
| Eastern Washington | - | - | - | - | - | - | - | - | - | - | - | - | - | - | - |
| Idaho State | - | - | - | - | - | - | - | - | - | - | - | - | - | - | - |
| Montana State | - | - | - | - | - | - | - | - | - | - | - | - | - | - | - |
| Weber State | - | - | - | - | - | - | - | - | - | - | - | - | - | - | - |
| Montana State | - | - | - | - | - | - | - | - | - | - | - | - | - | - | - |
| Montana State | - | - | - | - | - | - | - | - | - | - | - | - | - | - | - |
| Portland State | - | - | - | - | - | - | - | - | - | - | - | - | - | - | - |
| Montana | - | - | - | - | - | - | - | - | - | - | - | - | - | - | - |
| Montana State | - | - | - | - | - | - | - | - | - | - | - | - | - | - | - |
| Montana State | - | - | - | - | - | - | - | - | - | - | - | - | - | - | - |
| Sacramento State | - | - | - | - | - | - | - | - | - | - | - | - | - | - | - |
| Montana State | - | - | - | - | - | - | - | - | - | - | - | - | - | - | - |
| Northern Arizona | - | - | - | - | - | - | - | - | - | - | - | - | - | - | - |
| Southern Utah | - | - | - | - | - | - | - | - | - | - | - | - | - | - | - |
| Montana State | - | - | - | - | - | - | - | - | - | - | - | - | - | - | - |
| Northern Colorado | - | - | - | - | - | - | - | - | - | - | - | - | - | - | - |
| Montana State | - | - | - | - | - | - | - | - | - | - | - | - | - | - | - |

CONFERENCE STATISTICS

Summary

| Player | Overall Statistics | | | | | | | | | | Conference Statistics | | | | | | | | | |
|-------------------|--------------------|-------|-------------|-------------|-------------|-------------|-------------|-----------|-----------|-------------|-----------------------|-------|-------------|-------------|-------------|-------------|-------------|-----------|----------|-------------|
| | GP-GS | MIN/G | FG% | 3FG% | FT% | R/G | A/G | STL | BLK | PTS/G | GP-GS | MIN/G | FG% | 3FG% | FT% | R/G | A/G | STL | BLK | PTS/G |
| FREY, Harald | 13-13 | 36.5 | .442 | .375 | .909 | 5.2 | 5.3 | 20 | 1 | 17.5 | 2-2 | 37.2 | .417 | .462 | .909 | 4.5 | 4.5 | 4 | 0 | 18.0 |
| BELO, Jubrile | 13-13 | 22.9 | .733 | .000 | .774 | 4.9 | 0.5 | 7 | 11 | 12.2 | 2-2 | 27.4 | .688 | .000 | .929 | 6.0 | 0.5 | 1 | 1 | 17.5 |
| ADAMU, Amin | 13-13 | 27.1 | .437 | .273 | .767 | 4.5 | 1.6 | 13 | 3 | 10.0 | 2-2 | 24.9 | .375 | .000 | 1.000 | 5.5 | 1.5 | 0 | 0 | 8.0 |
| PAULO, Mychael | 13-7 | 25.2 | .500 | .405 | .417 | 1.4 | 2.2 | 12 | 2 | 7.8 | 2-0 | 26.9 | .375 | .250 | .000 | 3.0 | 3.0 | 1 | 1 | 3.5 |
| RICKETTS, Ladan | 13-6 | 21.5 | .463 | .448 | .875 | 1.6 | 0.2 | 4 | 2 | 7.3 | 2-2 | 27.4 | .333 | .250 | 1.000 | 3.0 | 0.0 | 0 | 1 | 5.0 |
| KIRBY, Devin | 10-10 | 27.3 | .444 | .000 | .353 | 6.6 | 0.9 | 3 | 6 | 4.6 | 0-0 | 0.0 | .000 | .000 | .000 | 0.0 | 0.0 | 0 | 0 | 0.0 |
| QUINLAN, Zeke | 13-3 | 17.0 | .340 | .056 | .615 | 3.4 | 0.5 | 9 | 3 | 3.9 | 2-2 | 23.3 | .200 | .000 | 1.000 | 4.0 | 1.0 | 3 | 1 | 4.0 |
| FERNANDEZ, Borja | 12-0 | 10.3 | .414 | .417 | .333 | 2.6 | 0.5 | 4 | 1 | 2.5 | 2-0 | 14.8 | .444 | 1.000 | .500 | 4.5 | 0.0 | 0 | 0 | 5.5 |
| FLEUTE, Finn | 11-0 | 8.8 | .458 | .250 | .667 | 1.8 | 0.1 | 3 | 1 | 2.5 | 2-0 | 12.3 | .600 | .000 | .000 | 2.0 | 0.0 | 1 | 1 | 3.0 |
| BELLACH, Caleb | 9-0 | 6.0 | .267 | .333 | .500 | 1.0 | 0.2 | 1 | 0 | 1.3 | 1-0 | 1.6 | .000 | .000 | .000 | 0.0 | 0.0 | 0 | 0 | 0.0 |
| HOBBS, Zach | 12-0 | 7.1 | .316 | .250 | .000 | 1.0 | 0.5 | 4 | 1 | 1.3 | 2-0 | 4.5 | .000 | .000 | .000 | 0.5 | 0.5 | 0 | 0 | 0.0 |
| GULIFORD, Quentin | 5-0 | 3.0 | .500 | .000 | .000 | 0.6 | 0.6 | 1 | 0 | 0.4 | 1-0 | 0.9 | .000 | .000 | .000 | 0.0 | 0.0 | 0 | 0 | 0.0 |
| Totals | 13 | | .467 | .360 | .737 | 34.8 | 12.5 | 81 | 31 | 69.0 | 2 | | .420 | .333 | .895 | 36.0 | 11.0 | 10 | 5 | 64.5 |
| Opponent | 13 | | .398 | .296 | .714 | 33.3 | 12.2 | 91 | 32 | 65.4 | 2 | | .372 | .326 | .667 | 33.0 | 10.5 | 11 | 8 | 56.0 |

Scoring

| Player | Overall Statistics | | | | | | | | | Conference Statistics | | | | | | | | |
|-------------------|--------------------|-------------|---------------|-------------|----------------|-------------|------------|-------------|--|-----------------------|-------------|--------------|-------------|--------------|-------------|------------|-------------|--|
| | FG-FGA | FG% | 3FG-3FGA | 3FG% | FT-FTA | FT% | PTS | PTS/G | | FG-FGA | FG% | 3FG-3FGA | 3FG% | FT-FTA | FT% | PTS | PTS/G | |
| FREY, Harald | 69-156 | .442 | 30-80 | .375 | 60-66 | .909 | 228 | 17.5 | | 10-24 | .417 | 6-13 | .462 | 10-11 | .909 | 36 | 18.0 | |
| BELO, Jubrile | 55-75 | .733 | 0-0 | .000 | 48-62 | .774 | 158 | 12.2 | | 11-16 | .688 | 0-0 | .000 | 13-14 | .929 | 35 | 17.5 | |
| ADAMU, Amin | 52-119 | .437 | 3-11 | .273 | 23-30 | .767 | 130 | 10.0 | | 6-16 | .375 | 0-0 | .000 | 4-4 | 1.000 | 16 | 8.0 | |
| PAULO, Mychael | 40-80 | .500 | 17-42 | .405 | 5-12 | .417 | 102 | 7.8 | | 3-8 | .375 | 1-4 | .250 | 0-1 | .000 | 7 | 3.5 | |
| RICKETTS, Ladan | 31-67 | .463 | 26-58 | .448 | 7-8 | .875 | 95 | 7.3 | | 3-9 | .333 | 2-8 | .250 | 2-2 | 1.000 | 10 | 5.0 | |
| KIRBY, Devin | 20-45 | .444 | 0-0 | .000 | 6-17 | .353 | 46 | 4.6 | | 0-0 | .000 | 0-0 | .000 | 0-0 | .000 | 0 | 0.0 | |
| QUINLAN, Zeke | 17-50 | .340 | 1-18 | .056 | 16-26 | .615 | 51 | 3.9 | | 2-10 | .200 | 0-3 | .000 | 4-4 | 1.000 | 8 | 4.0 | |
| FERNANDEZ, Borja | 12-29 | .414 | 5-12 | .417 | 1-3 | .333 | 30 | 2.5 | | 4-9 | .444 | 2-2 | 1.000 | 1-2 | .500 | 11 | 5.5 | |
| FLEUTE, Finn | 11-24 | .458 | 1-4 | .250 | 4-6 | .667 | 27 | 2.5 | | 3-5 | .600 | 0-1 | .000 | 0-0 | .000 | 6 | 3.0 | |
| BELLACH, Caleb | 4-15 | .267 | 3-9 | .333 | 1-2 | .500 | 12 | 1.3 | | 0-0 | .000 | 0-0 | .000 | 0-0 | .000 | 0 | 0.0 | |
| HOBBS, Zach | 6-19 | .316 | 4-16 | .250 | 0-0 | .000 | 16 | 1.3 | | 0-2 | .000 | 0-2 | .000 | 0-0 | .000 | 0 | 0.0 | |
| GULIFORD, Quentin | 1-2 | .500 | 0-0 | .000 | 0-0 | .000 | 2 | 0.4 | | 0-1 | .000 | 0-0 | .000 | 0-0 | .000 | 0 | 0.0 | |
| Totals | 318-681 | .467 | 90-250 | .360 | 171-232 | .737 | 897 | 69.0 | | 42-100 | .420 | 11-33 | .333 | 34-38 | .895 | 129 | 64.5 | |
| Opponent | 307-771 | .398 | 91-307 | .296 | 145-203 | .714 | 850 | 65.4 | | 42-113 | .372 | 14-43 | .326 | 14-21 | .667 | 112 | 56.0 | |

Totals

| Player | Overall Statistics | | | | | | | | | | Conference Statistics | | | | | | | | | |
|-------------------|--------------------|------------|------------|------------|----------|------------|------------|------------|-----------|-----|-----------------------|-----------|-----------|-----------|----------|-----------|-----------|------------|----|-----------|
| | O-REB | D-REB | TOTAL | PF | FO | A | TO | A/TO | HI | PTS | O-REB | D-REB | TOTAL | PF | FO | A | TO | A/TO | HI | PTS |
| FREY, Harald | 4 | 63 | 67 | 20 | 0 | 69 | 38 | 1.8 | 34 | | 1 | 8 | 9 | 3 | 0 | 9 | 2 | 4.5 | | 18 |
| BELO, Jubrile | 21 | 43 | 64 | 47 | 3 | 7 | 25 | 0.3 | 18 | | 5 | 7 | 12 | 8 | 0 | 1 | 2 | 0.5 | | 18 |
| ADAMU, Amin | 3 | 55 | 58 | 18 | 0 | 21 | 39 | 0.5 | 19 | | 2 | 9 | 11 | 0 | 0 | 3 | 8 | 0.4 | | 8 |
| PAULO, Mychael | 1 | 17 | 18 | 25 | 1 | 29 | 17 | 1.7 | 16 | | 0 | 6 | 6 | 2 | 0 | 6 | 1 | 6.0 | | 4 |
| RICKETTS, Ladan | 1 | 20 | 21 | 15 | 0 | 2 | 7 | 0.3 | 15 | | 1 | 5 | 6 | 2 | 0 | 0 | 1 | 0.0 | | 5 |
| KIRBY, Devin | 17 | 49 | 66 | 17 | 0 | 9 | 7 | 1.3 | 12 | | 0 | 0 | 0 | 0 | 0 | 0 | 0 | 0.0 | | 0 |
| QUINLAN, Zeke | 7 | 37 | 44 | 29 | 0 | 7 | 25 | 0.3 | 9 | | 0 | 8 | 8 | 6 | 0 | 2 | 4 | 0.5 | | 6 |
| FERNANDEZ, Borja | 6 | 25 | 31 | 17 | 0 | 6 | 16 | 0.4 | 8 | | 1 | 8 | 9 | 3 | 0 | 0 | 3 | 0.0 | | 8 |
| FLEUTE, Finn | 10 | 10 | 20 | 19 | 0 | 1 | 6 | 0.2 | 5 | | 1 | 3 | 4 | 4 | 0 | 0 | 1 | 0.0 | | 4 |
| BELLACH, Caleb | 2 | 7 | 9 | 1 | 0 | 2 | 1 | 2.0 | 5 | | 0 | 0 | 0 | 0 | 0 | 0 | 0 | 0.0 | | 0 |
| HOBBS, Zach | 0 | 12 | 12 | 6 | 0 | 6 | 6 | 1.0 | 8 | | 0 | 1 | 1 | 0 | 0 | 1 | 0 | 1.0 | | 0 |
| GULIFORD, Quentin | 1 | 2 | 3 | 1 | 0 | 3 | 1 | 3.0 | 2 | | 0 | 0 | 0 | 0 | 0 | 0 | 0 | 0.0 | | 0 |
| Totals | 88 | 364 | 452 | 215 | 4 | 162 | 195 | 0.8 | 93 | | 13 | 59 | 72 | 28 | 0 | 22 | 25 | 0.9 | | 66 |
| Opponent | 128 | 305 | 433 | 225 | 3 | 159 | 150 | 1.1 | 98 | | 18 | 48 | 66 | 34 | 0 | 21 | 26 | 0.8 | | 61 |

HOME STATISTICS

Game Records

| Record | Overall | Home | Away | Neutral |
|----------------|---------|------|------|---------|
| ALL GAMES | 5-1 | 5-1 | 0-0 | 0-0 |
| CONFERENCE | 2-0 | 2-0 | 0-0 | 0-0 |
| NON-CONFERENCE | 3-1 | 3-1 | 0-0 | 0-0 |

Score by Periods

| Team | 1st | 2nd | OT | TOT |
|-------------|-----|-----|----|-----|
| Montana St. | 220 | 233 | 0 | 453 |
| Opponents | 206 | 180 | 0 | 386 |

Team Box Score

| No. | Player | | | | Total | | 3-Point | | F-Throw | | Rebounds | | | | | | | | | | | | | |
|-----------|-------------------|-------|--------|------|---------|------|---------|------|---------|-------|----------|-----|-----|------|-----|----|----|----|-----|-----|-----|------|--|--|
| | | GP-GS | MIN | AVG | FG-FGA | FG% | 3FG-FGA | 3FG% | FT-FTA | FT% | OFF | DEF | TOT | AVG | PF | DQ | A | TO | BLK | STL | PTS | AVG | | |
| 5 | FREY, Harald | 6-6 | 208:20 | 34.7 | 27-67 | .403 | 12-36 | .333 | 30-33 | .909 | 2 | 27 | 29 | 4.8 | 8 | 0 | 34 | 9 | 0 | 13 | 96 | 16.0 | | |
| 13 | BELO, Jubrile | 6-6 | 132:10 | 22.0 | 27-37 | .730 | 0-0 | .000 | 27-29 | .931 | 10 | 22 | 32 | 5.3 | 18 | 0 | 3 | 9 | 6 | 2 | 81 | 13.5 | | |
| 4 | ADAMU, Amin | 6-6 | 139:16 | 23.2 | 26-51 | .510 | 1-4 | .250 | 11-11 | 1.000 | 2 | 22 | 24 | 4.0 | 6 | 0 | 7 | 19 | 2 | 4 | 64 | 10.7 | | |
| 11 | RICKETTS, Ladan | 6-4 | 149:34 | 24.9 | 18-36 | .500 | 15-32 | .469 | 2-3 | .667 | 1 | 9 | 10 | 1.7 | 8 | 0 | 1 | 4 | 1 | 3 | 53 | 8.8 | | |
| 15 | PAULO, Mychael | 6-2 | 130:19 | 21.7 | 17-32 | .531 | 8-14 | .571 | 1-2 | .500 | 1 | 9 | 10 | 1.7 | 5 | 0 | 17 | 5 | 1 | 6 | 43 | 7.2 | | |
| 31 | KIRBY, Devin | 4-4 | 105:12 | 26.3 | 10-21 | .476 | 0-0 | .000 | 3-7 | .429 | 10 | 27 | 37 | 9.3 | 6 | 0 | 5 | 4 | 2 | 1 | 23 | 5.8 | | |
| 00 | QUINLAN, Zeke | 6-2 | 104:58 | 17.5 | 10-31 | .323 | 1-11 | .091 | 9-13 | .692 | 2 | 19 | 21 | 3.5 | 15 | 0 | 4 | 9 | 1 | 5 | 30 | 5.0 | | |
| 23 | FERNANDEZ, Borja | 5-0 | 63:51 | 12.8 | 9-19 | .474 | 3-6 | .500 | 1-3 | .333 | 3 | 13 | 16 | 3.2 | 8 | 0 | 2 | 7 | 0 | 2 | 22 | 4.4 | | |
| 3 | FLEUTE, Finn | 5-0 | 56:15 | 11.3 | 6-17 | .353 | 1-4 | .250 | 3-4 | .750 | 8 | 6 | 14 | 2.8 | 11 | 0 | 1 | 4 | 1 | 3 | 16 | 3.2 | | |
| 24 | HOBBS, Zach | 5-0 | 58:12 | 11.6 | 5-14 | .357 | 3-11 | .273 | 0-0 | .000 | 0 | 9 | 9 | 1.8 | 3 | 0 | 6 | 4 | 1 | 3 | 13 | 2.6 | | |
| 10 | BELLACH, Caleb | 5-0 | 42:35 | 8.5 | 4-12 | .333 | 3-8 | .375 | 1-2 | .500 | 2 | 4 | 6 | 1.2 | 1 | 0 | 2 | 1 | 0 | 0 | 12 | 2.4 | | |
| 2 | GULIFORD, Quentin | 3-0 | 09:19 | 3.1 | 0-1 | .000 | 0-0 | .000 | 0-0 | .000 | 1 | 2 | 3 | 1.0 | 0 | 0 | 3 | 0 | 0 | 1 | 0 | 0.0 | | |
| Team | | | | | | | | | | | 4 | 5 | 9 | | | | | 4 | | | | | | |
| Total | | 6 | 1200 | | 159-338 | .470 | 47-126 | .373 | 88-107 | .822 | 46 | 174 | 220 | 36.7 | 89 | 0 | 85 | 79 | 15 | 43 | 453 | 75.5 | | |
| Opponents | | 6 | 1200 | | 150-360 | .417 | 43-139 | .309 | 43-69 | .623 | 51 | 143 | 194 | 32.3 | 104 | 0 | 78 | 78 | 13 | 37 | 386 | 64.3 | | |

Team Statistics

| | MSU | OPP |
|------------------------|----------------|----------------|
| Scoring | 453 | 386 |
| Points per game | 75.5 | 64.3 |
| Scoring margin | +11.2 | - |
| Field goals-att | 159-338 | 150-360 |
| Field goal pct | .470 | .417 |
| 3 point fg-att | 47-126 | 43-139 |
| 3-point FG pct | .373 | .309 |
| 3-pt FG made per game | 7.8 | 7.2 |
| Free throws-att | 88-107 | 43-69 |
| Free throw pct | .822 | .623 |
| F-Throws made per game | 14.7 | 7.2 |
| Rebounds | 220 | 194 |
| Rebounds per game | 36.7 | 32.3 |
| Rebounding margin | +4.3 | - |
| Assists | 85 | 78 |
| Assists per game | 14.2 | 13.0 |
| Turnovers | 79 | 78 |
| Turnovers per game | 13.2 | 13.0 |
| Turnover margin | -0.2 | - |
| Assist/turnover ratio | 1.1 | 1.0 |
| Steals | 43 | 37 |
| Steals per game | 7.2 | 6.2 |
| Blocks | 15 | 13 |
| Blocks per game | 2.5 | 2.2 |
| Winning streak | 3 | - |
| Home win streak | 3 | - |
| Attendance | 19716 | 0 |
| Home games-Avg/Game | 6-3286 | 0-0 |
| Neutral site-Avg/Game | - | 0-0 |

Team Results

| Date | Opponent | | Score | Att. |
|------------|------------------|---|-------|------|
| 11/09/2019 | Rocky Mountain | W | 93-60 | 2697 |
| 11/26/2019 | Colo. Christian | W | 82-46 | 2574 |
| 11/30/2019 | Green Bay | L | 72-98 | 3023 |
| 12/05/2019 | South Dakota St. | W | 77-70 | 4877 |
| 12/28/2019 | Sacramento St. | W | 66-51 | 3349 |
| 12/30/2019 | Northern Ariz. | W | 63-61 | 3196 |

AWAY/NEUTRAL STATISTICS

Game Records

| Record | Overall | Home | Away | Neutral |
|----------------|---------|------|------|---------|
| ALL GAMES | 3-4 | 0-0 | 1-4 | 2-0 |
| CONFERENCE | 0-0 | 0-0 | 0-0 | 0-0 |
| NON-CONFERENCE | 3-4 | 0-0 | 1-4 | 2-0 |

Score by Periods

| Team | 1st | 2nd | OT | TOT |
|-------------|-----|-----|----|-----|
| Montana St. | 209 | 235 | 0 | 444 |
| Opponents | 211 | 253 | 0 | 464 |

Team Box Score

| No. | Player | | | | Total | | 3-Point | | F-Throw | | Rebounds | | | | | | | | | | | |
|-----------|-------------------|-------|--------|------|---------|-------|---------|------|---------|-------|----------|-----|-----|------|-----|----|----|-----|-----|-----|-----|------|
| | | GP-GS | MIN | AVG | FG-FGA | FG% | 3FG-FGA | 3FG% | FT-FTA | FT% | OFF | DEF | TOT | AVG | PF | DQ | A | TO | BLK | STL | PTS | AVG |
| 5 | FREY, Harald | 7-7 | 265:42 | 38.0 | 42-89 | .472 | 18-44 | .409 | 30-33 | .909 | 2 | 36 | 38 | 5.4 | 12 | 0 | 35 | 29 | 1 | 7 | 132 | 18.9 |
| 13 | BELO, Jubrile | 7-7 | 165:15 | 23.6 | 28-38 | .737 | 0-0 | .000 | 21-33 | .636 | 11 | 21 | 32 | 4.6 | 29 | 3 | 4 | 16 | 5 | 5 | 77 | 11.0 |
| 4 | ADAMU, Amin | 7-7 | 212:35 | 30.4 | 26-68 | .382 | 2-7 | .286 | 12-19 | .632 | 1 | 33 | 34 | 4.9 | 12 | 0 | 14 | 20 | 1 | 9 | 66 | 9.4 |
| 15 | PAULO, Mychael | 7-5 | 197:10 | 28.2 | 23-48 | .479 | 9-28 | .321 | 4-10 | .400 | 0 | 8 | 8 | 1.1 | 20 | 1 | 12 | 12 | 1 | 6 | 59 | 8.4 |
| 11 | RICKETTS, Ladan | 7-2 | 130:33 | 18.6 | 13-31 | .419 | 11-26 | .423 | 5-5 | 1.000 | 0 | 11 | 11 | 1.6 | 7 | 0 | 1 | 3 | 1 | 1 | 42 | 6.0 |
| 31 | KIRBY, Devin | 6-6 | 168:12 | 28.0 | 10-24 | .417 | 0-0 | .000 | 3-10 | .300 | 7 | 22 | 29 | 4.8 | 11 | 0 | 4 | 3 | 4 | 2 | 23 | 3.8 |
| 00 | QUINLAN, Zeke | 7-1 | 116:34 | 16.7 | 7-19 | .368 | 0-7 | .000 | 7-13 | .538 | 5 | 18 | 23 | 3.3 | 14 | 0 | 3 | 16 | 2 | 4 | 21 | 3.0 |
| 3 | FLEUTE, Finn | 6-0 | 40:13 | 6.7 | 5-7 | .714 | 0-0 | .000 | 1-2 | .500 | 2 | 4 | 6 | 1.0 | 8 | 0 | 0 | 2 | 0 | 0 | 11 | 1.8 |
| 23 | FERNANDEZ, Borja | 7-0 | 59:26 | 8.5 | 3-10 | .300 | 2-6 | .333 | 0-0 | .000 | 3 | 12 | 15 | 2.1 | 9 | 0 | 4 | 9 | 1 | 2 | 8 | 1.1 |
| 2 | GULIFORD, Quentin | 2-0 | 05:28 | 2.7 | 1-1 | 1.000 | 0-0 | .000 | 0-0 | .000 | 0 | 0 | 0 | 0.0 | 1 | 0 | 0 | 1 | 0 | 0 | 2 | 1.0 |
| 24 | HOBBS, Zach | 7-0 | 27:08 | 3.9 | 1-5 | .200 | 1-5 | .200 | 0-0 | .000 | 0 | 3 | 3 | 0.4 | 3 | 0 | 0 | 2 | 0 | 1 | 3 | 0.4 |
| 10 | BELLACH, Caleb | 4-0 | 11:44 | 2.9 | 0-3 | .000 | 0-1 | .000 | 0-0 | .000 | 0 | 3 | 3 | 0.8 | 0 | 0 | 0 | 0 | 0 | 1 | 0 | 0.0 |
| Team | | | | | | | | | | | 11 | 19 | 30 | | | | 3 | | | | | |
| Total | | 7 | 1400 | | 159-343 | .464 | 43-124 | .347 | 83-125 | .664 | 42 | 190 | 232 | 33.1 | 126 | 4 | 77 | 116 | 16 | 38 | 444 | 63.4 |
| Opponents | | 7 | 1400 | | 157-411 | .382 | 48-168 | .286 | 102-134 | .761 | 77 | 162 | 239 | 34.1 | 121 | 3 | 81 | 72 | 19 | 54 | 464 | 66.3 |

Team Statistics

| | MSU | OPP |
|------------------------|----------------|----------------|
| Scoring | 444 | 464 |
| Points per game | 63.4 | 66.3 |
| Scoring margin | -2.9 | - |
| Field goals-att | 159-343 | 157-411 |
| Field goal pct | .464 | .382 |
| 3 point fg-att | 43-124 | 48-168 |
| 3-point FG pct | .347 | .286 |
| 3-pt FG made per game | 6.1 | 6.9 |
| Free throws-att | 83-125 | 102-134 |
| Free throw pct | .664 | .761 |
| F-Throws made per game | 11.9 | 14.6 |
| Rebounds | 232 | 239 |
| Rebounds per game | 33.1 | 34.1 |
| Rebounding margin | -1.0 | - |
| Assists | 77 | 81 |
| Assists per game | 11.0 | 11.6 |
| Turnovers | 116 | 72 |
| Turnovers per game | 16.6 | 10.3 |
| Turnover margin | -6.3 | - |
| Assist/turnover ratio | 0.7 | 1.1 |
| Steals | 38 | 54 |
| Steals per game | 5.4 | 7.7 |
| Blocks | 16 | 19 |
| Blocks per game | 2.3 | 2.7 |
| Winning streak | 0 | - |
| Home win streak | 0 | - |
| Attendance | 0 | 20659 |
| Home games-Avg/Game | 0-0 | 5-4132 |
| Neutral site-Avg/Game | - | 2-140 |

Team Results

| Date | Opponent | | Score | Att. |
|------------|---------------------|---|-------|------|
| 11/05/2019 | at Utah St. | L | 73-81 | 7331 |
| 11/15/2019 | vs Appalachian St. | W | 59-56 | 214 |
| 11/16/2019 | at UNC Greensboro | W | 67-66 | 2066 |
| 11/17/2019 | vs Tennessee Tech | W | 52-39 | 65 |
| 11/19/2019 | at Grand Canyon | L | 56-69 | 6862 |
| 12/16/2019 | at North Dakota St. | L | 65-79 | 2523 |
| 12/19/2019 | at CSU Bakersfield | L | 72-74 | 1877 |

INDIVIDUAL SINGLE GAME HIGHS

| | | | |
|---|-------|-------|--|
| POINTS | 34 | | Harald Frey at Utah St. (11/05/2019) |
| | 26 | | Harald Frey at CSU Bakersfield (12/19/2019) |
| | 23 | | Harald Frey vs South Dakota St. (12/05/2019) |
| | 19 | | Amin Adamu at North Dakota St. (12/16/2019) |
| | 19 | | Amin Adamu vs South Dakota St. (12/05/2019) |
| FIELD GOALS MADE | 10 | | Harald Frey at Utah St. (11/05/2019) |
| | 9 | | Amin Adamu at North Dakota St. (12/16/2019) |
| FIELD GOAL ATTEMPTS | 20 | | Harald Frey at Utah St. (11/05/2019) |
| | 18 | | Harald Frey vs South Dakota St. (12/05/2019) |
| FIELD GOAL PERCENTAGE (min 5 made) | .875 | (7-8) | Jubrilé Belo at Grand Canyon (11/19/2019) |
| | .750 | (6-8) | Amin Adamu vs Rocky Mountain (11/09/2019) |
| | .750 | (6-8) | Jubrilé Belo vs Rocky Mountain (11/09/2019) |
| | .750 | (6-8) | Mychael Paulo vs Rocky Mountain (11/09/2019) |
| 3 PT FG MADE | 6 | | Harald Frey at Utah St. (11/05/2019) |
| | 5 | | Ladan Ricketts vs Colo. Christian (11/26/2019) |
| 3 PT FG ATTEMPTS | 10 | | Harald Frey at Utah St. (11/05/2019) |
| | 8 | | Harald Frey at CSU Bakersfield (12/19/2019) |
| | 8 | | Harald Frey vs South Dakota St. (12/05/2019) |
| 3 PT FG PERCENTAGE (min 2 made) | 1.000 | (2-2) | Borja Fernandez vs Sacramento St. (12/28/2019) |
| | 1.000 | (2-2) | Mychael Paulo vs South Dakota St. (12/05/2019) |
| FREE THROWS MADE | 9 | | Jubrilé Belo vs Northern Ariz. (12/30/2019) |
| | 9 | | Harald Frey at CSU Bakersfield (12/19/2019) |
| FREE THROW ATTEMPTS | 10 | | Jubrilé Belo vs Northern Ariz. (12/30/2019) |
| | 10 | | Harald Frey at CSU Bakersfield (12/19/2019) |
| FREE THROW PERCENTAGE (min 3 made) | 1.000 | (8-8) | Harald Frey at Utah St. (11/05/2019) |
| | 1.000 | (7-7) | Harald Frey vs Green Bay (11/30/2019) |
| | 1.000 | (6-6) | Amin Adamu vs Appalachian St. (N) (11/15/2019) |
| | 1.000 | (6-6) | Harald Frey vs Rocky Mountain (11/09/2019) |
| | 1.000 | (5-5) | Harald Frey vs Northern Ariz. (12/30/2019) |
| | 1.000 | (5-5) | Jubrilé Belo vs South Dakota St. (12/05/2019) |
| | 1.000 | (4-4) | Zeke Quinlan vs Northern Ariz. (12/30/2019) |
| | 1.000 | (4-4) | Amin Adamu vs Northern Ariz. (12/30/2019) |
| | 1.000 | (4-4) | Jubrilé Belo vs Sacramento St. (12/28/2019) |
| | 1.000 | (4-4) | Jubrilé Belo vs Colo. Christian (11/26/2019) |
| | 1.000 | (4-4) | Amin Adamu vs Tennessee Tech (N) (11/17/2019) |
| | 1.000 | (4-4) | Jubrilé Belo vs Rocky Mountain (11/09/2019) |
| | 1.000 | (3-3) | Amin Adamu vs Green Bay (11/30/2019) |
| | 1.000 | (3-3) | Harald Frey vs Tennessee Tech (N) (11/17/2019) |
| | 1.000 | (3-3) | Ladan Ricketts at UNC Greensboro (11/16/2019) |
| REBOUNDS | 15 | | Devin Kirby vs South Dakota St. (12/05/2019) |
| | 10 | | Devin Kirby vs Colo. Christian (11/26/2019) |
| ASSISTS | 8 | | Harald Frey vs Rocky Mountain (11/09/2019) |
| | 7 | | Harald Frey vs Sacramento St. (12/28/2019) |
| | 7 | | Harald Frey vs Colo. Christian (11/26/2019) |
| | 7 | | Harald Frey at UNC Greensboro (11/16/2019) |
| | 7 | | Mychael Paulo vs Rocky Mountain (11/09/2019) |
| STEALS | 4 | | Harald Frey vs Rocky Mountain (11/09/2019) |
| | 3 | | Harald Frey vs South Dakota St. (12/05/2019) |
| | 3 | | Ladan Ricketts vs Colo. Christian (11/26/2019) |
| | 3 | | Amin Adamu at UNC Greensboro (11/16/2019) |
| | 3 | | Mychael Paulo vs Rocky Mountain (11/09/2019) |
| BLOCKED SHOTS | 3 | | Amin Adamu vs Rocky Mountain (11/09/2019) |
| | 4 | | Jubrilé Belo vs South Dakota St. (12/05/2019) |
| | 3 | | Jubrilé Belo at Grand Canyon (11/19/2019) |

INDIVIDUAL SEASON AND CAREER HIGHS

#0 Zeke Quinlan

| | Season High | Career High |
|----------|-----------------------------|-----------------------------|
| Points | 9 (vs. Green Bay, 11/30/19) | Same |
| Rebounds | 5 (Multiple) | 7 (vs. Wash. St., 12/9/18) |
| Assists | 2 (Multiple) | 3 (at Portland St., 3/9/19) |
| Steals | 2 (Multiple) | 3 (vs. NAU, 3/2/19) |
| Blocks | 1 (Multiple) | Same |
| FGM | 3 (vs. Green Bay, 11/30/19) | Same |
| FGA | 7 (vs. Green Bay, 11/30/19) | Same (Multiple) |
| 3FGM | 1 (vs. Green Bay, 11/30/19) | Same |
| 3FGA | 4 (vs. Green Bay, 11/30/19) | Same |
| FTM | 4 (vs. NAU, 12/30/19) | Same |
| FTA | 5 (at CSUB 12/19/19) | 6 (at Denver, 12/18/18) |

#2 Quentin Guliford

| | Season High | Career High |
|----------|-----------------------------------|--------------------------|
| Points | 2 (vs. GCU, 11/19/19) | 10 (at SUU, 12/29/18) |
| Rebounds | 3 (vs. Rocky, 11/9/19) | 6 (at SUU, 12/29/18) |
| Assists | 3 (vs. Rocky, 11/9/19) | Same |
| Steals | 1 (vs. Colo. Christian, 11/26/19) | Same (Multiple) |
| Blocks | 0 | 1 (vs. Sac. St., 1/5/19) |
| FGM | 1 (vs. GCU, 11/19/19) | 4 (at SUU, 12/29/18) |
| FGA | 1 (Multiple) | 7 (at SUU, 12/29/18) |
| 3FGM | 0 | 2 (at SUU, 12/29/18) |
| 3FGA | 0 | 4 (at SUU, 12/29/18) |
| FTM | 0 | 2 (vs. Sac. St., 1/5/19) |
| FTA | 0 | 2 (vs. Sac. St., 1/5/19) |

#3 Finn Fleute

| | Season High | Career High |
|----------|-----------------------------------|-----------------|
| Points | 5 (vs. Green Bay, 11/30/19) | Same (Multiple) |
| Rebounds | 6 (vs. Rocky, 11/9/19) | Same |
| Assists | 1 (vs. Rocky, 11/9/19) | Same |
| Steals | 2 (vs. Rocky, 11/9/19) | Same |
| Blocks | 1 (vs. Sac State, 12/28/19) | Same |
| FGM | 2 (Multiple) | Same |
| FGA | 5 (vs. Colo. Christian, 11/26/19) | Same (Multiple) |
| 3FGM | 1 (vs. Green Bay, 11/30/19) | Same |
| 3FGA | 2 (vs. Green Bay, 11/30/19) | Same |
| FTM | 2 (vs. Green Bay, 11/30/19) | Same |
| FTA | 2 (vs. Green Bay, 11/30/19) | Same (Multiple) |

#4 Amin Adamu

| | Season High | Career High |
|----------|-----------------------------|-----------------|
| Points | 19 (at NDSU, 12/16/19) | Same (Multiple) |
| Rebounds | 7 (Multiple) | Same |
| Assists | 3 (at NDSU, 12/6/19) | Same (Multiple) |
| Steals | 3 (at UNCG, 11/16/19) | Same (Multiple) |
| Blocks | 2 (vs. SDSU, 12/5/19) | Same |
| FGM | 9 (at NDSU, 12/6/19) | Same |
| FGA | 16 (at NDSU, 12/6/19) | Same |
| 3FGM | 1 (Multiple) | Same |
| 3FGA | 3 (vs. SDSU, 12/5/19) | Same |
| FTM | 6 (vs. App State, 11/15/19) | Same |
| FTA | 6 (vs. App State, 11/15/19) | Same |

#5 Harald Frey

| | Season High | Career High |
|----------|-----------------------------|-------------------------|
| Points | 34 (at Utah State, 11/5/19) | Same |
| Rebounds | 7 (vs. Green Bay, 11/30/19) | 9 (vs. Omaha, 11/10/17) |
| Assists | 8 (vs. Rocky, 11/9/19) | 10 (Multiple) |
| Steals | 4 (vs. Rocky, 11/9/19) | 5 (vs. EWU, 2/7/19) |
| Blocks | 1 (vs. App State, 11/15/19) | Same (Multiple) |
| FGM | 10 (at Utah State, 11/5/19) | 12 (vs. ISU., 1/26/19) |
| FGA | 20 (at Utah State, 11/5/19) | Same (Multiple) |
| 3FGM | 6 (at Utah State, 11/5/19) | Same (Multiple) |
| 3FGA | 10 (at Utah State, 11/5/19) | 14 (vs. NAU, 3/2/19) |
| FTM | 9 (at CSUB 12/19/19) | 11 (Multiple) |
| FTA | 10 (at CSUB 12/19/19) | 12 (Multiple) |

#10 Caleb Bellach

| | Season High | Career High |
|----------|----------------------------------|-----------------|
| Points | 5 (vs. Colo. Christian 11/26/19) | Same |
| Rebounds | 4 (vs. Colo. Christian 11/26/19) | Same |
| Assists | 2 (vs. Colo. Christian 11/26/19) | Same |
| Steals | 1 (vs. App State, 11/15/19) | Same |
| Blocks | 0 | Same |
| FGM | 2 (vs. Colo. Christian 11/26/19) | Same |
| FGA | 5 (vs. Colo. Christian 11/26/19) | Same |
| 3FGM | 1 (vs. Green Bay, 11/30/19) | Same (Multiple) |
| 3FGA | 3 (vs. Green Bay, 11/30/19) | Same (Multiple) |
| FTM | 1 (vs. Green Bay, 11/30/19) | Same |
| FTA | 2 (vs. Green Bay, 11/30/19) | Same |

#11 Ladan Ricketts

| | Season High | Career High |
|----------|------------------------------------|----------------------|
| Points | 15 (vs. Colo. Christian, 11/26/19) | 21 (vs. SUU, 3/4/19) |
| Rebounds | 4 (vs. Sac State, 12/28/19) | 5 (at UNC, 2/4/19) |
| Assists | 1 (Multiple) | 3 (at UNC, 2/4/19) |
| Steals | 3 (vs. Colo. Christian, 11/26/19) | Same |
| Blocks | 1 (Multiple) | Same (Multiple) |
| FGM | 5 (vs. Colo. Christian, 11/26/19) | 6 (vs. SUU, 3/4/19) |
| FGA | 9 (vs. SDSU, 12/5/19) | 11 (at ISU, 2/14/19) |
| 3FGM | 5 (vs. Colo. Christian 11/26/19) | 6 (vs. SUU, 3/4/19) |
| 3FGA | 7 (Multiple) | 9 (vs. SUU, 3/4/19) |
| FTM | 3 (at UNCG, 11/16/19) | 6 (at ISU, 2/14/19) |
| FTA | 3 (at UNCG, 11/16/19) | 7 (at ISU, 2/14/19) |

#13 Jubrile Belo

| | Season High | Career High |
|----------|------------------------------|-------------|
| Points | 18 (vs. Sac State, 12/28/19) | Same |
| Rebounds | 9 (Multiple) | Same |
| Assists | 2 (Multiple) | Same |
| Steals | 2 (vs. Tenn. Tech, 11/17/19) | Same |
| Blocks | 4 (vs. SDSU, 12/5/19) | Same |
| FGM | 7 (vs. GCU, 11/19/19) | Same |
| FGA | 11 (vs. Sac State, 12/28/19) | Same |
| 3FGM | 0 | Same |
| 3FGA | 0 | Same |
| FTM | 9 (vs. NAU, 12/30/19) | Same |
| FTA | 10 (vs. NAU, 12/30/19) | Same |

#15 Mychael Paulo

| | Season High | Career High |
|----------|-----------------------------|-----------------|
| Points | 16 (vs. Rocky, 11/9/19) | Same |
| Rebounds | 4 (vs. Sac State, 12/28/19) | Same |
| Assists | 7 (vs. Rocky, 11/9/19) | Same |
| Steals | 3 (vs. Rocky, 11/9/19) | Same |
| Blocks | 1 (Multiple) | Same |
| FGM | 6 (vs. Rocky, 11/9/19) | Same |
| FGA | 10 (at Utah State, 11/5/19) | Same |
| 3FGM | 4 (vs. Rocky, 11/9/19) | Same |
| 3FGA | 6 (at Utah State, 11/5/19) | Same |
| FTM | 3 (vs. GCU, 11/19/19) | Same |
| FTA | 4 (vs. GCU, 11/19/19) | Same (Multiple) |

#23 Borja Fernandez

| | Season High | Career High |
|----------|-----------------------------|-----------------|
| Points | 8 (vs. Sac State, 12/28/19) | Same |
| Rebounds | 6 (vs. Sac State, 12/28/19) | Same |
| Assists | 2 (Multiple) | Same |
| Steals | 2 (at CSUB 12/19/19) | Same (Multiple) |
| Blocks | 1 (at Utah State, 11/5/19) | Same |
| FGM | 3 (vs. Sac State, 12/28/19) | Same |
| FGA | 7 (vs. Sac State, 12/28/19) | Same |
| 3FGM | 2 (vs. Sac State, 12/28/19) | Same |
| 3FGA | 2 (Multiple) | Same |
| FTM | 1 (vs. NAU, 12/30/19) | Same |
| FTA | 2 (vs. NAU, 12/30/19) | Same |

#24 Zach Hobbs

| | Season High | Career High |
|----------|----------------------------------|-----------------|
| Points | 8 (vs. Rocky, 11/9/19) | Same |
| Rebounds | 5 (vs. Colo. Christian 11/26/19) | Same (Multiple) |
| Assists | 2 (vs. Colo. Christian 11/26/19) | Same |
| Steals | 2 (vs. Colo. Christian 11/26/19) | Same |
| Blocks | 1 (vs. Colo. Christian 11/26/19) | Same |
| FGM | 3 (vs. Rocky, 11/9/19) | Same |
| FGA | 7 (vs. Rocky, 11/9/19) | Same |
| 3FGM | 2 (vs. Rocky, 11/9/19) | Same |
| 3FGA | 6 (vs. Rocky, 11/9/19) | Same |
| FTM | 0 | Same |
| FTA | 0 | Same |

#31 Devin Kirby

| | Season High | Career High |
|----------|------------------------------|--------------------------|
| Points | 12 (vs. App State, 11/15/19) | 19 (vs. EWU, 2/7/19) |
| Rebounds | 15 (vs. SDSU, 12/5/19) | Same |
| Assists | 3 (vs. SDSU, 12/5/19) | Same |
| Steals | 1 (vs. Green Bay, 11/30/19) | Same (Multiple) |
| Blocks | 2 (vs. GCU, 11/19/19) | Same (Multiple) |
| FGM | 5 (vs. App State, 11/15/19) | 8 (vs. EWU, 2/7/19) |
| FGA | 9 (vs. App State, 11/15/19) | 11 (vs. EWU, 2/7/19) |
| 3FGM | 0 | 0 |
| 3FGA | 0 | 0 |
| FTM | 2 (vs. Green Bay, 11/30/19) | 6 (vs. EWU, 3/14/19) |
| FTA | 6 (vs. App State, 11/15/19) | 9 (vs. Sac. St., 1/5/19) |



DANNY SPRINKLE

Head Coach | First Season

B.S. - Montana State, 2000 | Hometown: Helena, Mont.

Danny Sprinkle, one of Montana State's most accomplished basketball players during his career in the late 1990s, was appointed the program's 23rd men's basketball coach on Thursday, April 4, Montana State Director of Athletics Leon Costello announced.

"There are so many people to thank," Sprinkle said. "This is an unbelievable opportunity for me, my friends and my family. I wouldn't be close to anywhere to where I'm at right now without the support and guidance of so many individuals."

"The people at Montana State attracted me the most to the position," Sprinkle said. "It was even more attractive of a job once I got up to campus and met the people and sat down with them face

to face. President Cruzado's energy is contagious. You can see why the campus is booming and why the town is booming. I'm very excited to work with Leon. I know he's going to do all he can to get our program to the top."

A Helena High graduate, Sprinkle's coaching career began as a graduate assistant at Cal State Northridge in 2000-01. He spent all but two of the seasons since then - 2006-08, when he was a Bobcat assistant under Brad Huse - coaching in the Big West Conference. He worked at Cal State Northridge as a full-time assistant from 2001-06 and 2008-13. He coached at Cal State Fullerton prior to his return to Bozeman.

Sprinkle added duties as recruiting coordinator at each of his coaching stops. He helped lead Cal State Fullerton to the NCAA Tournament in 2017-18 for just the third time in program history and the year before that the Titans competed in the CollegeInsider.com Tournament. He was also part of Cal State Northridge's 2001 and 2009 NCAA Tournament teams, with the Matadors winning the Big Sky regular season crown in 2001 and the Big West title in 2009.

As a Bobcat freshman in 1996, Sprinkle was a starter during the team's magical run to Big Sky regular season and tournament championships, landing All-Big Sky Tournament honors for his 30-point performance in the Championship. Sprinkle earned Big Sky Freshman of the Year honors in 1996 and was an all-league selection three consecutive seasons, including his first team selection in 1997. He held the MSU career and season 3-point records upon graduation and remains the eighth-leading scorer in school history. Sprinkle is a member of the 1996 team that was inducted into the Montana State Athletics Hall of Fame in 2006. Born in Pullman, Wash., Sprinkle enjoyed an outstanding career at Helena High School which included all-state honors twice in basketball, while also competing in football and track. He graduated from Montana State in 2000 with a bachelor's degree in health and human development.



Year-by-Year as Assistant Coach

| Year | School | Position | W-L | Conf. | Postseason |
|---------|----------------|-----------|-------|-------|--------------|
| 2000-01 | CSU Northridge | GA | 22-10 | 13-1 | NCAA 1st Rd. |
| 2001-02 | CSU Northridge | Assistant | 12-16 | 11-7 | |
| 2002-03 | CSU Northridge | Assistant | 14-15 | 8-10 | |
| 2003-04 | CSU Northridge | Assistant | 14-16 | 7-11 | |
| 2004-05 | CSU Northridge | Assistant | 18-13 | 12-6 | |
| 2005-06 | CSU Northridge | Assistant | 11-17 | 4-10 | |
| 2006-07 | Montana State | Assistant | 11-19 | 8-8 | |
| 2007-08 | Montana State | Assistant | 15-15 | 7-9 | |
| 2008-09 | CSU Northridge | Assistant | 17-14 | 11-5 | NCAA 1st Rd. |
| 2009-10 | CSU Northridge | Assistant | 11-21 | 6-10 | |
| 2010-11 | CSU Northridge | Assistant | 14-18 | 9-7 | |
| 2011-12 | CSU Northridge | Assistant | 7-21 | 3-13 | |
| 2012-13 | CSU Northridge | Assistant | 14-17 | 5-13 | |
| 2013-14 | CSU Fullerton | Assistant | 11-20 | 6-10 | |
| 2014-15 | CSU Fullerton | Assistant | 9-22 | 1-15 | |
| 2015-16 | CSU Fullerton | Assistant | 10-20 | 3-13 | |
| 2016-17 | CSU Fullerton | Assistant | 17-15 | 10-6 | CIT 1st Rd. |
| 2017-18 | CSU Fullerton | Assistant | 20-12 | 10-6 | NCAA 1st Rd. |
| 2018-19 | CSU Fullerton | Assistant | 16-18 | 10-6 | CIT 1st Rd. |

In the MSU Record Book - As a Player (1995-99)

Honors

- Big Sky Freshman of the Year (95-96) | All-Big Sky First Team (96-97)
- All-Big Sky Honorable Mention (97-98, 98-99)

Career Records

| | |
|------|--------------------------------------|
| 2nd | Free throw percentage, .850 |
| | 3-point field goals - 263 |
| | 3-point field goal attempts - 628 |
| 6th | 3-point field goal percentage - .419 |
| 8th | Points - 1,497 |
| 9th | Field goals - 529 |
| 10th | Field goal attempts - 1,118 |

Season Records

| | |
|-----|---|
| 2nd | 3-point field goal percentage - .488 (1997) |
| 3rd | Free throw percentage - .895 (1999) |
| 4th | Free throw percentage - .890 (1998) |
| 5th | 3-point field goals - 88 (1999) |
| 6th | 3-point field goal attempts - 207 (1999) |
| 9th | 3-point field goal attempts - 177 (1998) |

Single Game Records

| | |
|-------|--|
| 1st | 3-point field goals - 9 (vs. Sacramento State, 2/4/99) |
| T2nd | Free Throw Percentage - 10-10 (vs. ISU, 1/31/98) |
| 6th | 3-point field goal attempts - 15 (vs. SAC, 2/4/99) |
| T7th | 3-point field goals - 7 (vs. Weber State, 3/9/96) |
| T13th | Points - 37 (two times) |
| T36th | Points - 32 (vs. Idaho State, 1/31/98) |
| T53rd | Points - 30 (two times) |



0

Zeke Quinlan

Sophomore | Forward | 6-8
Portland, Ore. | Life Christian

2019-20 Season Highlights

- Scored a career-high 9 points off bench against Green Bay (Nov. 30).
- Made first career start and played a career-high 30 minutes at CSU Bakersfield (Dec. 19).
- Recorded a season-high 5 rebounds and 2 steals in Montana State victories over Tennessee Tech (Nov. 17) and South Dakota State (Dec. 5).
- Has played in at least 10 minutes in every outing this season.
- Went 4 of 4 from free throw line to help spur MSU 63-61 win over NAU (Dec. 30).

2019-20 SEASON GAME BY GAME

| Opponent | Date | GS | MIN | Total | | 3-Pointers | | Free throws | | Rebounds | | | | PF | A | T/O | BLK | STL | PTS | AVG |
|---------------------|------------|----------|---------------|--------------|-------------|-------------|-------------|--------------|-------------|----------|-----------|-----------|------------|-----------|----------|-----------|----------|----------|-----------|------------|
| | | | | FG-FGA | PCT | 3FG-3FGA | PCT | FT-FTA | PCT | OFF | DEF | TOT | AVG | | | | | | | |
| at Utah St. | 11/05/2019 | | 14:00 | 0-2 | .000 | 0-0 | .000 | 0-0 | .000 | 1 | 0 | 1 | 1.0 | 3 | 1 | 1 | 1 | 0 | 0 | 0.0 |
| Rocky Mountain | 11/09/2019 | | 14:16 | 2-4 | .500 | 0-1 | .000 | 1-4 | .250 | 1 | 2 | 3 | 2.0 | 3 | 0 | 2 | 0 | 0 | 5 | 2.5 |
| vs Appalachian St. | 11/15/2019 | | 17:00 | 2-4 | .500 | 0-2 | .000 | 0-1 | .000 | 0 | 2 | 2 | 2.0 | 3 | 0 | 2 | 0 | 0 | 4 | 3.0 |
| at UNC Greensboro | 11/16/2019 | | 17:00 | 0-1 | .000 | 0-0 | .000 | 3-4 | .750 | 0 | 4 | 4 | 2.5 | 2 | 0 | 4 | 0 | 1 | 3 | 3.0 |
| vs Tennessee Tech | 11/17/2019 | | 14:00 | 1-4 | .250 | 0-2 | .000 | 0-0 | .000 | 1 | 4 | 5 | 3.0 | 1 | 0 | 3 | 0 | 2 | 2 | 2.8 |
| at Grand Canyon | 11/19/2019 | | 09:59 | 1-1 | 1.000 | 0-0 | .000 | 1-3 | .333 | 1 | 2 | 3 | 3.0 | 1 | 0 | 2 | 0 | 0 | 3 | 2.8 |
| Colo. Christian | 11/26/2019 | | 15:42 | 2-5 | .400 | 0-1 | .000 | 2-3 | .667 | 0 | 4 | 4 | 3.1 | 1 | 0 | 1 | 0 | 0 | 6 | 3.3 |
| Green Bay | 11/30/2019 | | 15:09 | 3-7 | .429 | 1-4 | .250 | 2-2 | 1.000 | 0 | 1 | 1 | 2.9 | 3 | 2 | 2 | 0 | 0 | 9 | 4.0 |
| South Dakota St. | 12/05/2019 | | 13:15 | 1-5 | .200 | 0-2 | .000 | 0-0 | .000 | 1 | 4 | 5 | 3.1 | 2 | 0 | 0 | 0 | 2 | 2 | 3.8 |
| at North Dakota St. | 12/16/2019 | | 14:38 | 1-3 | .333 | 0-2 | .000 | 0-0 | .000 | 0 | 3 | 3 | 3.1 | 2 | 0 | 2 | 0 | 0 | 2 | 3.6 |
| at CSU Bakersfield | 12/19/2019 | * | 29:57 | 2-4 | .500 | 0-1 | .000 | 3-5 | .600 | 2 | 3 | 5 | 3.3 | 2 | 2 | 2 | 1 | 1 | 7 | 3.9 |
| Sacramento St. | 12/28/2019 | * | 20:29 | 1-5 | .200 | 0-1 | .000 | 0-0 | .000 | 0 | 4 | 4 | 3.3 | 2 | 1 | 1 | 0 | 2 | 2 | 3.8 |
| Northern Ariz. | 12/30/2019 | * | 26:07 | 1-5 | .200 | 0-2 | .000 | 4-4 | 1.000 | 0 | 4 | 4 | 3.4 | 4 | 1 | 3 | 1 | 1 | 6 | 3.9 |
| Totals | | 3 | 221:32 | 17-50 | .340 | 1-18 | .056 | 16-26 | .615 | 7 | 37 | 44 | 3.4 | 29 | 7 | 25 | 3 | 9 | 51 | 3.9 |

Player Averages

| Games Played | Minutes/game | Points/game | FG Pct | 3FG Pct | FT Pct | Rebounds/game | Assists/game | Turnovers/game | Assist/Turnover ratio | Steals/game | Blocks/game |
|--------------|--------------|-------------|--------|---------|--------|---------------|--------------|----------------|-----------------------|-------------|-------------|
| 13 | 17.0 | 3.9 | 34.0 | 5.6 | 61.5 | 3.4 | 0.5 | 1.9 | 0.3 | 0.7 | 0.2 |

CAREER STATISTICS

| | | | | Field Goals | | 3-Point | | F-Throws | | Rebounds | | | | Scoring | | | | | | |
|--------------|------|-------------|-----------------|--------------|-------------|-------------|-------------|--------------|-------------|-----------|-----------|-----------|------------|-------------|-----------|-----------|----------|-----------|-----------|------------|
| SEASON | TEAM | GP-GS | MIN/AVG | FG-FGA | FG% | 3FG-FGA | 3FG% | FT-FTA | FT% | OFF | DEF | TOT | AVG | PF-FO | AST | TO | BLK | STL | PTS | AVG |
| 2018-19 | MSU | 25-0 | 179/7.2 | 6-32 | .188 | 0-2 | .000 | 14-26 | .538 | 9 | 37 | 46 | 1.8 | 36-0 | 11 | 17 | 2 | 4 | 26 | 1.0 |
| 2019-20 | MSU | 13-3 | 222/17.0 | 17-50 | .340 | 1-18 | .056 | 16-26 | .615 | 7 | 37 | 44 | 3.4 | 29-0 | 7 | 25 | 3 | 9 | 51 | 3.9 |
| TOTAL | | 38-3 | 401/10.5 | 23-82 | .280 | 1-20 | .050 | 30-52 | .577 | 16 | 74 | 90 | 2.4 | 65-0 | 18 | 42 | 5 | 13 | 77 | 2.0 |

Background

- Appeared in 25 games during freshman season for the Bobcats
- Played a season-high 23 minutes in MSU's Dec. 12, 2018, victory over Washington State and collected a career-high seven rebounds
- Scored a career-high seven points in 15 minutes against Montana at home on Feb. 2
- Earned all-conference and all-state honors twice at Life Christian School in Aloha, Ore.
- Named Northwest League MVP as a senior by averaging 21 points and 10 rebounds per game
- Earned Class 2A State Tournament Co-MVP honors as a senior



1

Xavier Bishop

Senior | Guard | 5-10

Springfield, Ill. | UMKC | Lanphier HS

2019-20 Season Highlights

- Sitting out 2019-20 season to satisfy NCAA transfer requirements.

CAREER STATISTICS

| | | | Field Goals | | 3-Point | | F-Throws | | Rebounds | | | | | | | | | | Scoring | |
|---------|-------|-----------|-------------|------|---------|------|----------|------|----------|-----|-----|-----|-----|----|-----|-----|-----|-----|---------|------|
| SEASON | GP-GS | MIN/AVG | FG-FGA | FG% | 3FG-FGA | 3FG% | FT-FTA | FT% | OFF | DEF | TOT | AVG | PF | FO | AST | TO | BLK | STL | PTS | AVG |
| 2016-17 | 35-7 | 600/17.1 | 65-167 | .389 | 21-70 | .300 | 57-77 | .740 | 2 | 52 | 54 | 1.5 | 57 | 0 | 72 | 61 | 0 | 17 | 208 | 5.9 |
| 2017-18 | 32-28 | 952/29.8 | 122-317 | .385 | 45-135 | .333 | 81-108 | .750 | 16 | 76 | 92 | 2.9 | 86 | 2 | 105 | 61 | 1 | 23 | 370 | 11.6 |
| 2018-19 | 31-31 | 1049/33.8 | 161-377 | .427 | 61-173 | .353 | 94-118 | .797 | 17 | 68 | 85 | 2.7 | 77 | 1 | 118 | 88 | 0 | 35 | 477 | 15.4 |
| TOTAL | 98-66 | 2601/26.5 | 348-861 | .404 | 127-378 | .336 | 232-303 | .766 | 35 | 196 | 231 | 2.4 | 220 | 3 | 295 | 210 | 1 | 75 | 1055 | 10.8 |

Background

- Played three seasons at Missouri-Kansas City prior to transferring to Montana State
- Started all 31 games as a junior and averaged 15.4 points and 3.8 assists per game during the 2018-19 season
- Scored a career-high 28 points against Eastern Washington on Nov. 17, 2018
- Played in over 100 games during his collegiate career and made over 60 starts
- Dished out 295 assists and scored over 1,000 points for the Kangaroos
- Finalist for Mr. Basketball in Illinois and a first team all-state selection by coaches and media at Lanphier High School as a senior
- Remains school's all-time leading scorer with 2,287 points and holds school-record mark of 50 points in a game
- Played for Team D-Rose in AAU competition
- Graudated high school with a 4.2 GPA and was a three-time selection to academic all-conference team



2

Quentin Guliford

Sophomore | Forward | 6-6

Peoria, Ariz. | Liberty HS

2019-20 Season Highlights

- Came off bench in four games for the Bobcats.
- Recorded three rebounds and three assists in 3 minutes played against Rocky Mountain.
- Made first field goal on first attempt of season at Grand Canyon (Nov. 19).

2019-20 SEASON GAME BY GAME

| Opponent | Date | GS | MIN | Total | | 3-Pointers | | Free throws | | Rebounds | | | | PF | A | T/O | BLK | STL | PTS | AVG |
|-----------------|------------|----------|--------------|------------|-------------|------------|-------------|-------------|-------------|----------|----------|----------|------------|----------|----------|----------|----------|----------|----------|------------|
| | | | | FG-FGA | PCT | 3FG-3FGA | PCT | FT-FTA | PCT | OFF | DEF | TOT | AVG | | | | | | | |
| at Utah St. | 11/05/2019 | | 04:00 | 0-0 | .000 | 0-0 | .000 | 0-0 | .000 | 0 | 0 | 0 | 0.0 | 1 | 0 | 1 | 0 | 0 | 0 | 0.0 |
| Rocky Mountain | 11/09/2019 | | 02:59 | 0-0 | .000 | 0-0 | .000 | 0-0 | .000 | 1 | 2 | 3 | 1.5 | 0 | 3 | 0 | 0 | 0 | 0 | 0.0 |
| at Grand Canyon | 11/19/2019 | | 01:28 | 1-1 | 1.000 | 0-0 | .000 | 0-0 | .000 | 0 | 0 | 0 | 1.0 | 0 | 0 | 0 | 0 | 0 | 2 | 0.7 |
| Colo. Christian | 11/26/2019 | | 05:23 | 0-0 | .000 | 0-0 | .000 | 0-0 | .000 | 0 | 0 | 0 | 0.8 | 0 | 0 | 0 | 0 | 1 | 0 | 0.5 |
| Sacramento St. | 12/28/2019 | | 00:57 | 0-1 | .000 | 0-0 | .000 | 0-0 | .000 | 0 | 0 | 0 | 0.6 | 0 | 0 | 0 | 0 | 0 | 0 | 0.4 |
| Totals | | 0 | 14:47 | 1-2 | .500 | 0-0 | .000 | 0-0 | .000 | 1 | 2 | 3 | 0.6 | 1 | 3 | 1 | 0 | 1 | 2 | 0.4 |

Player Averages

| Games Played | Minutes/ game | Points/ game | FG Pct | 3FG Pct | FT Pct | Rebounds/ game | Assists/ game | Turnovers/ game | Assist/Turnover ratio | Steals/ game | Blocks/ game |
|--------------|---------------|--------------|--------|---------|--------|----------------|---------------|-----------------|-----------------------|--------------|--------------|
| 5 | 3.0 | 0.4 | 50.0 | 0.0 | 0.0 | 0.6 | 0.6 | 0.2 | 3.0 | 0.2 | 0.0 |

CAREER STATISTICS

| | | | | Field Goals | | 3-Point | | F-Throws | | Rebounds | | | | Scoring | | | | | | |
|--------------|------|-------------|----------------|--------------|-------------|-------------|-------------|------------|-------------|----------|-----------|-----------|------------|------------|----------|----------|----------|----------|-----------|------------|
| SEASON | TEAM | GP-GS | MIN/AVG | FG-FGA | FG% | 3FG-FGA | 3FG% | FT-FTA | FT% | OFF | DEF | TOT | AVG | PF-FO | AST | TO | BLK | STL | PTS | AVG |
| 2018-19 | MSU | 21-0 | 140/6.6 | 16-33 | .485 | 4-17 | .235 | 6-8 | .750 | 7 | 17 | 24 | 1.1 | 5-0 | 2 | 3 | 1 | 4 | 42 | 2.0 |
| 2019-20 | MSU | 5-0 | 15/3.0 | 1-2 | .500 | 0-0 | .000 | 0-0 | .000 | 1 | 2 | 3 | 0.6 | 1-0 | 3 | 1 | 0 | 1 | 2 | 0.4 |
| TOTAL | | 26-0 | 154/5.9 | 17-35 | .486 | 4-17 | .235 | 6-8 | .750 | 8 | 19 | 27 | 1.0 | 6-0 | 5 | 4 | 1 | 5 | 44 | 1.7 |

Background

- Appeared in 21 games as a freshman
- Scored a career-high 10 points and grabbed six rebounds in the Dec. 29, 2018, victory at Southern Utah
- Played a season-high 22 minutes at Northern Arizona on Dec. 31, 2018.
- Led Liberty High School to conference championships in 2017 and 2018
- Averaged 17.2 points, 5.2 rebounds and 3.7 assists per game as a senior
- Father and mother, Brian and Kim, each were college athletes at Northern Arizona



3

Finn Fleute

Freshman | Forward | 6-9

Essen, Germany | Uni Baskets Paderborn

2019-20 Season Highlights

- Came off bench and made collegiate debut at No. 17/19 Utah State.
- Grabbed a career-high 6 rebounds against Rocky Mountain.
- Recorded five points in games against Utah State (Nov. 5) and Colorado Christian (Nov. 26).
- Hit first career 3-pointer and went 2-for-2 from free throw line versus Green Bay (Nov. 30).
- Played a career-high 22 minutes off bench at CSU Bakersfield (Dec. 19).
- Competed in double digit minutes in last three games.

2019-20 SEASON GAME BY GAME

| Opponent | Date | GS | MIN | Total | | 3-Pointers | | Free throws | | Rebounds | | | | PF | A | T/O | BLK | STL | PTS | AVG |
|---------------------|------------|----------|--------------|--------------|-------------|------------|-------------|-------------|-------------|-----------|-----------|-----------|------------|-----------|----------|----------|----------|----------|-----------|------------|
| | | | | FG-FGA | PCT | 3FG-3FGA | PCT | FT-FTA | PCT | OFF | DEF | TOT | AVG | | | | | | | |
| at Utah St. | 11/05/2019 | | 08:00 | 2-2 | 1.000 | 0-0 | .000 | 1-1 | 1.000 | 1 | 0 | 1 | 1.0 | 4 | 0 | 0 | 0 | 0 | 5 | 5.0 |
| Rocky Mountain | 11/09/2019 | | 14:11 | 0-5 | .000 | 0-1 | .000 | 0-0 | .000 | 4 | 2 | 6 | 3.5 | 2 | 1 | 0 | 0 | 2 | 0 | 2.5 |
| vs Appalachian St. | 11/15/2019 | | 03:00 | 1-2 | .500 | 0-0 | .000 | 0-0 | .000 | 0 | 1 | 1 | 2.7 | 1 | 0 | 0 | 0 | 0 | 2 | 2.3 |
| vs Tennessee Tech | 11/17/2019 | | 02:00 | 0-0 | .000 | 0-0 | .000 | 0-0 | .000 | 0 | 0 | 0 | 2.0 | 0 | 0 | 0 | 0 | 0 | 0 | 1.8 |
| at Grand Canyon | 11/19/2019 | | 01:28 | 0-0 | .000 | 0-0 | .000 | 0-0 | .000 | 0 | 0 | 0 | 1.6 | 1 | 0 | 0 | 0 | 0 | 0 | 1.4 |
| Colo. Christian | 11/26/2019 | | 10:53 | 2-5 | .400 | 0-0 | .000 | 1-2 | .500 | 3 | 1 | 4 | 2.0 | 3 | 0 | 2 | 0 | 0 | 5 | 2.0 |
| Green Bay | 11/30/2019 | | 06:41 | 1-2 | .500 | 1-2 | .500 | 2-2 | 1.000 | 0 | 0 | 0 | 1.7 | 2 | 0 | 1 | 0 | 0 | 5 | 2.4 |
| at North Dakota St. | 12/16/2019 | | 03:33 | 0-1 | .000 | 0-0 | .000 | 0-0 | .000 | 0 | 0 | 0 | 1.5 | 0 | 0 | 0 | 0 | 0 | 0 | 2.1 |
| at CSU Bakersfield | 12/19/2019 | | 22:12 | 2-2 | 1.000 | 0-0 | .000 | 0-1 | .000 | 1 | 3 | 4 | 1.8 | 2 | 0 | 2 | 0 | 0 | 4 | 2.3 |
| Sacramento St. | 12/28/2019 | | 13:30 | 2-3 | .667 | 0-1 | .000 | 0-0 | .000 | 1 | 1 | 2 | 1.8 | 2 | 0 | 0 | 1 | 1 | 4 | 2.5 |
| Northern Ariz. | 12/30/2019 | | 11:00 | 1-2 | .500 | 0-0 | .000 | 0-0 | .000 | 0 | 2 | 2 | 1.8 | 2 | 0 | 1 | 0 | 0 | 2 | 2.5 |
| Totals | | 0 | 96:28 | 11-24 | .458 | 1-4 | .250 | 4-6 | .667 | 10 | 10 | 20 | 1.8 | 19 | 1 | 6 | 1 | 3 | 27 | 2.5 |

Player Averages

| Games Played | Minutes/game | Points/game | FG Pct | 3FG Pct | FT Pct | Rebounds/game | Assists/game | Turnovers/game | Assist/Turnover ratio | Steals/game | Blocks/game |
|--------------|--------------|-------------|--------|---------|--------|---------------|--------------|----------------|-----------------------|-------------|-------------|
| 11 | 8.8 | 2.5 | 45.8 | 25.0 | 66.7 | 1.8 | 0.1 | 0.5 | 0.2 | 0.3 | 0.1 |

CAREER STATISTICS

| | | | | Field Goals | | 3-Point | | F-Throws | | Rebounds | | | | | | | | | | | Scoring | |
|--------------|------|-------------|---------------|--------------|-------------|------------|-------------|------------|-------------|-----------|-----------|-----------|------------|-------------|----------|----------|----------|----------|--|--|-----------|------------|
| SEASON | TEAM | GP-GS | MIN/AVG | FG-FGA | FG% | 3FG-FGA | 3FG% | FT-FTA | FT% | OFF | DEF | TOT | AVG | PF-FO | AST | TO | BLK | STL | | | PTS | AVG |
| 2019-20 | MSU | 11-0 | 96/8.8 | 11-24 | .458 | 1-4 | .250 | 4-6 | .667 | 10 | 10 | 20 | 1.8 | 19-0 | 1 | 6 | 1 | 3 | | | 27 | 2.5 |
| TOTAL | | 11-0 | 96/8.8 | 11-24 | .458 | 1-4 | .250 | 4-6 | .667 | 10 | 10 | 20 | 1.8 | 19-0 | 1 | 6 | 1 | 3 | | | 27 | 2.5 |

Background

- Played for Uni Baskets Paderborn in the Bundesliga Pro A prior to joining MSU, the second highest basketball league in Germany
- Impact performer for club's U19 squad averaging 16.8 points and 11.3 rebounds per game in 20 NBBL contests
- Spent time playing for Metropol Baskets Ruhr in the NBBL and ETB Wohnbau Baskets Essen in the Pro B League
- Selected and competed for Team north in the NBBL All-Star Game while a member of the Metropol Baskets Ruhr squad
- Represented Germany in international competition at the 2018 FIBA U18 European Championship and the 2016 FIBA U16 European Championship



4

Amin Adamu

Junior | Guard | 6-4

London, England | Casper College | Barking Abbey

2019-20 Season Highlights

- Played over 35 minutes in two game span (Dec. 5/Dec. 16) and matched career-best 19 points in each.
- Six double-digit scoring outputs this season.
- Hit all 6 free throws in final minute of play in MSU win over Appalachian State (Nov. 15).
- Corralled career-high 7 rebounds in MSU's victory over UNCG on Nov. 16.
- Starter in all 13 of Montana State's games this season.
- Competed for over 30 minutes in five appearances.

2019-20 SEASON GAME BY GAME

| Opponent | Date | GS | MIN | Total | | 3-Pointers | | Free throws | | Rebounds | | | | PF | A | T/O | BLK | STL | PTS | AVG |
|---------------------|------------|----|------------------|---------------|-------------|-------------|-------------|--------------|-------------|----------|-----------|-----------|------------|-----------|-----------|-----------|----------|-----------|------------|-------------|
| | | | | FG-FGA | PCT | 3FG-3FGA | PCT | FT-FTA | PCT | OFF | DEF | TOT | AVG | | | | | | | |
| at Utah St. | 11/05/2019 | * | 31:00 | 3-9 | .333 | 0-1 | .000 | 1-4 | .250 | 0 | 4 | 4 | 4.0 | 3 | 3 | 2 | 0 | 2 | 7 | 7.0 |
| Rocky Mountain | 11/09/2019 | * | 14:52 | 6-8 | .750 | 0-0 | .000 | 0-0 | .000 | 0 | 1 | 1 | 2.5 | 2 | 0 | 4 | 0 | 3 | 12 | 9.5 |
| vs Appalachian St. | 11/15/2019 | * | 18:00 | 2-5 | .400 | 0-0 | .000 | 6-6 | 1.000 | 0 | 4 | 4 | 3.0 | 3 | 1 | 2 | 0 | 1 | 10 | 9.7 |
| at UNC Greensboro | 11/16/2019 | * | 28:00 | 3-8 | .375 | 1-1 | 1.000 | 1-2 | .500 | 0 | 7 | 7 | 4.0 | 1 | 2 | 4 | 0 | 3 | 8 | 9.3 |
| vs Tennessee Tech | 11/17/2019 | * | 34:00 | 4-10 | .400 | 0-2 | .000 | 4-4 | 1.000 | 0 | 5 | 5 | 4.2 | 1 | 2 | 2 | 0 | 1 | 12 | 9.8 |
| at Grand Canyon | 11/19/2019 | * | 35:36 | 4-12 | .333 | 0-2 | .000 | 0-0 | .000 | 0 | 5 | 5 | 4.3 | 1 | 1 | 2 | 0 | 0 | 8 | 9.5 |
| Colo. Christian | 11/26/2019 | * | 18:55 | 1-6 | .167 | 0-0 | .000 | 2-2 | 1.000 | 0 | 3 | 3 | 4.1 | 0 | 1 | 1 | 0 | 0 | 4 | 8.7 |
| Green Bay | 11/30/2019 | * | 20:25 | 5-7 | .714 | 0-1 | .000 | 3-3 | 1.000 | 0 | 3 | 3 | 4.0 | 3 | 1 | 3 | 0 | 0 | 13 | 9.3 |
| South Dakota St. | 12/05/2019 | * | 35:11 | 8-14 | .571 | 1-3 | .333 | 2-2 | 1.000 | 0 | 6 | 6 | 4.2 | 1 | 2 | 3 | 2 | 1 | 19 | 10.3 |
| at North Dakota St. | 12/16/2019 | * | 36:19 | 9-16 | .563 | 1-1 | 1.000 | 0-1 | .000 | 0 | 6 | 6 | 4.4 | 2 | 3 | 5 | 1 | 1 | 19 | 11.2 |
| at CSU Bakersfield | 12/19/2019 | * | 29:40 | 1-8 | .125 | 0-0 | .000 | 0-2 | .000 | 1 | 2 | 3 | 4.3 | 1 | 2 | 3 | 0 | 1 | 2 | 10.4 |
| Sacramento St. | 12/28/2019 | * | 24:22 | 4-10 | .400 | 0-0 | .000 | 0-0 | .000 | 2 | 2 | 4 | 4.3 | 0 | 2 | 3 | 0 | 0 | 8 | 10.2 |
| Northern Ariz. | 12/30/2019 | * | 25:30 | 2-6 | .333 | 0-0 | .000 | 4-4 | 1.000 | 0 | 7 | 7 | 4.5 | 0 | 1 | 5 | 0 | 0 | 8 | 10.0 |
| Totals | | | 13 351:51 | 52-119 | .437 | 3-11 | .273 | 23-30 | .767 | 3 | 55 | 58 | 4.5 | 18 | 21 | 39 | 3 | 13 | 130 | 10.0 |

Player Averages

| Games Played | Minutes/game | Points/game | FG Pct | 3FG Pct | FT Pct | Rebounds/game | Assists/game | Turnovers/game | Assist/Turnover ratio | Steals/game | Blocks/game |
|--------------|--------------|-------------|--------|---------|--------|---------------|--------------|----------------|-----------------------|-------------|-------------|
| 13 | 27.1 | 10.0 | 43.7 | 27.3 | 76.7 | 4.5 | 1.6 | 3.0 | 0.5 | 1.0 | 0.2 |

CAREER STATISTICS

| | | | | Field Goals | | 3-Point | | F-Throws | | Rebounds | | | | Scoring | | | | | | |
|--------------|------|--------------|-----------------|---------------|-------------|-------------|-------------|--------------|-------------|----------|-----------|-----------|------------|-------------|-----------|-----------|----------|-----------|------------|-------------|
| SEASON | TEAM | GP-GS | MIN/AVG | FG-FGA | FG% | 3FG-FGA | 3FG% | FT-FTA | FT% | OFF | DEF | TOT | AVG | PF-FO | AST | TO | BLK | STL | PTS | AVG |
| 2019-20 | MSU | 13-13 | 352/27.1 | 52-119 | .437 | 3-11 | .273 | 23-30 | .767 | 3 | 55 | 58 | 4.5 | 18-0 | 21 | 39 | 3 | 13 | 130 | 10.0 |
| TOTAL | | 13-13 | 352/27.1 | 52-119 | .437 | 3-11 | .273 | 23-30 | .767 | 3 | 55 | 58 | 4.5 | 18-0 | 21 | 39 | 3 | 13 | 130 | 10.0 |

Background

- Played two seasons of junior college basketball, one at Casper College and one at Western Wyoming
- Member of Casper College team during 2018-19 season that won its first NJCAA Region IX Championship in 23 years
- Played for current Montana State assistant coach Dan Russell
- Appeared in 35 games for Casper College and averaged 15.1 points, 4.1 rebounds and 2.1 assists per contest
- Recorded season highs of 28 points and 8 assists in a win over Miles City Community College on Dec. 6, 2018
- Played in 26 games and averaged 19 points, 4.3 rebounds and 2 assists per game as a freshman at Western Wyoming
- Played for the Barking Abbey Basketball Academy in London before traveling overseas to play collegiately



5

Harald Frey

Senior | Guard | 6-2

Olso, Norway | Wang Sports Academy

2019-20 Season Highlights

- Started season 13th in program history in scoring and currently sits fifth all-time (1,602).
- Recorded a career-high 34 points in season debut at No. 17/19 Utah State.
- Double digit scorer in all 13 games this season.
- Banked in a buzzer beater from past half court on Nov. 16 to lift Bobcats past UNCG in Greensboro, 67-66. Was SportsCenter's No. 1 of its Top 10 Plays for the weekend.
- Named Big Sky Conference Ready Nutrition Player of the Week on Nov. 19.
- Team leader in points per game and assists per game.

2019-20 SEASON GAME BY GAME

| Opponent | Date | GS | MIN | Total | | 3-Pointers | | Free throws | | Rebounds | | | | | | | | | | | |
|---------------------|------------|----|--------|--------|------|------------|------|-------------|-------|----------|-----|-----|-----|----|----|-----|-----|-----|-----|------|--|
| | | | | FG-FGA | PCT | 3FG-3FGA | PCT | FT-FTA | PCT | OFF | DEF | TOT | AVG | PF | A | T/O | BLK | STL | PTS | AVG | |
| at Utah St. | 11/05/2019 | * | 36:00 | 10-20 | .500 | 6-10 | .600 | 8-8 | 1.000 | 1 | 5 | 6 | 6.0 | 2 | 5 | 5 | 0 | 1 | 34 | 34.0 | |
| Rocky Mountain | 11/09/2019 | * | 29:52 | 2-7 | .286 | 2-5 | .400 | 6-6 | 1.000 | 0 | 6 | 6 | 6.0 | 0 | 8 | 1 | 0 | 4 | 12 | 23.0 | |
| vs Appalachian St. | 11/15/2019 | * | 38:00 | 6-11 | .545 | 3-5 | .600 | 1-1 | 1.000 | 0 | 6 | 6 | 6.0 | 2 | 5 | 4 | 1 | 2 | 16 | 20.7 | |
| at UNC Greensboro | 11/16/2019 | * | 40:00 | 3-10 | .300 | 2-6 | .333 | 6-7 | .857 | 0 | 7 | 7 | 6.3 | 2 | 7 | 7 | 0 | 1 | 14 | 19.0 | |
| vs Tennessee Tech | 11/17/2019 | * | 37:00 | 3-9 | .333 | 1-5 | .200 | 3-3 | 1.000 | 0 | 4 | 4 | 5.8 | 0 | 5 | 5 | 0 | 2 | 10 | 17.2 | |
| at Grand Canyon | 11/19/2019 | * | 37:11 | 6-11 | .545 | 1-4 | .250 | 1-2 | .500 | 0 | 7 | 7 | 6.0 | 2 | 4 | 5 | 0 | 0 | 14 | 16.7 | |
| Colo. Christian | 11/26/2019 | * | 30:14 | 3-8 | .375 | 2-6 | .333 | 2-3 | .667 | 0 | 4 | 4 | 5.7 | 1 | 7 | 1 | 0 | 0 | 10 | 15.7 | |
| Green Bay | 11/30/2019 | * | 35:31 | 4-10 | .400 | 0-4 | .000 | 7-7 | 1.000 | 0 | 7 | 7 | 5.9 | 1 | 5 | 4 | 0 | 2 | 15 | 15.6 | |
| South Dakota St. | 12/05/2019 | * | 38:16 | 8-18 | .444 | 2-8 | .250 | 5-6 | .833 | 1 | 2 | 3 | 5.6 | 3 | 5 | 1 | 0 | 3 | 23 | 16.4 | |
| at North Dakota St. | 12/16/2019 | * | 37:54 | 7-16 | .438 | 2-6 | .333 | 2-2 | 1.000 | 1 | 3 | 4 | 5.4 | 3 | 4 | 2 | 0 | 0 | 18 | 16.6 | |
| at CSU Bakersfield | 12/19/2019 | * | 39:37 | 7-12 | .583 | 3-8 | .375 | 9-10 | .900 | 0 | 4 | 4 | 5.3 | 1 | 5 | 1 | 0 | 1 | 26 | 17.5 | |
| Sacramento St. | 12/28/2019 | * | 37:20 | 5-14 | .357 | 3-7 | .429 | 5-6 | .833 | 1 | 4 | 5 | 5.3 | 1 | 7 | 2 | 0 | 2 | 18 | 17.5 | |
| Northern Ariz. | 12/30/2019 | * | 37:07 | 5-10 | .500 | 3-6 | .500 | 5-5 | 1.000 | 0 | 4 | 4 | 5.2 | 2 | 2 | 0 | 0 | 2 | 18 | 17.5 | |
| Totals | | 13 | 474:02 | 69-156 | .442 | 30-80 | .375 | 60-66 | .909 | 4 | 63 | 67 | 5.2 | 20 | 69 | 38 | 1 | 20 | 228 | 17.5 | |

Player Averages

| Games Played | Minutes/game | Points/game | FG Pct | 3FG Pct | FT Pct | Rebounds/game | Assists/game | Turnovers/game | Assist/Turnover ratio | Steals/game | Blocks/game |
|--------------|--------------|-------------|--------|---------|--------|---------------|--------------|----------------|-----------------------|-------------|-------------|
| 13 | 36.5 | 17.5 | 44.2 | 37.5 | 90.9 | 5.2 | 5.3 | 2.9 | 1.8 | 1.5 | 0.1 |

CAREER STATISTICS

| SEASON | TEAM | GP-GS | MIN/AVG | Field Goals | | 3-Point | | F-Throws | | Rebounds | | | | Scoring | | | | | | |
|--------------|------|----------------|------------------|-----------------|-------------|----------------|-------------|----------------|-------------|-----------|------------|------------|------------|--------------|------------|------------|----------|------------|-------------|-------------|
| | | | | FG-FGA | FG% | 3FG-FGA | 3FG% | FT-FTA | FT% | OFF | DEF | TOT | AVG | PF-FO | AST | TO | BLK | STL | PTS | AVG |
| 2016-17 | MSU | 32-32 | 1063/33.2 | 132-292 | .452 | 70-171 | .409 | 72-86 | .837 | 14 | 65 | 79 | 2.5 | 88-2 | 110 | 62 | 0 | 25 | 406 | 12.7 |
| 2017-18 | MSU | 32-32 | 1035/32.3 | 133-311 | .428 | 64-171 | .374 | 88-116 | .759 | 11 | 89 | 100 | 3.1 | 54-2 | 103 | 55 | 1 | 26 | 418 | 13.1 |
| 2018-19 | MSU | 32-32 | 1057/33.0 | 169-384 | .440 | 75-194 | .387 | 137-162 | .846 | 26 | 117 | 143 | 4.5 | 65-1 | 159 | 61 | 0 | 39 | 550 | 17.2 |
| 2019-20 | MSU | 13-13 | 474/36.5 | 69-156 | .442 | 30-80 | .375 | 60-66 | .909 | 4 | 63 | 67 | 5.2 | 20-0 | 69 | 38 | 1 | 20 | 228 | 17.5 |
| TOTAL | | 109-109 | 3629/33.3 | 503-1143 | .440 | 239-616 | .388 | 357-430 | .830 | 55 | 334 | 389 | 3.6 | 227-5 | 441 | 216 | 2 | 110 | 1602 | 14.7 |

Background

- Named to All-Big Sky Second Team as a junior and was the 2016-17 Big Sky Freshman of the Year
- Finished 2018-19 season fourth in league in scoring, third in assists, second in free throw percentage, fifth in 3-point field goals and eighth in minutes played
- Played for Norway at the 2019 Summer University Games in Naples, Italy



10

Caleb Bellach

Freshman | Guard | 6-5

Manhattan, Mont. | Manhattan Christian

2019-20 Season Highlights

- Came off bench and made collegiate debut at No. 17/19 Utah State.
- Scored first career points and played over 15 minutes against Rocky Mountain.
- Recorded career-high 5 points and 4 rebounds in MSU win over Colorado Christian (Nov. 26).
- Played in nine games as a freshman.

2019-20 SEASON GAME BY GAME

| Opponent | Date | GS | MIN | Total | | 3-Pointers | | Free throws | | Rebounds | | | | PF | A | T/O | BLK | STL | PTS | AVG |
|---------------------|------------|----------|--------------|-------------|-------------|------------|-------------|-------------|-------------|----------|----------|----------|------------|----------|----------|----------|----------|----------|-----------|------------|
| | | | | FG-FGA | PCT | 3FG-3FGA | PCT | FT-FTA | PCT | OFF | DEF | TOT | AVG | | | | | | | |
| at Utah St. | 11/05/2019 | | 05:00 | 0-0 | .000 | 0-0 | .000 | 0-0 | .000 | 0 | 2 | 2 | 2.0 | 0 | 0 | 0 | 0 | 0 | 0 | 0.0 |
| Rocky Mountain | 11/09/2019 | | 15:23 | 1-3 | .333 | 1-3 | .333 | 0-0 | .000 | 0 | 2 | 2 | 2.0 | 1 | 0 | 0 | 0 | 0 | 3 | 1.5 |
| vs Appalachian St. | 11/15/2019 | | 04:00 | 0-2 | .000 | 0-0 | .000 | 0-0 | .000 | 0 | 0 | 0 | 1.3 | 0 | 0 | 0 | 0 | 1 | 0 | 1.0 |
| at Grand Canyon | 11/19/2019 | | 01:28 | 0-1 | .000 | 0-1 | .000 | 0-0 | .000 | 0 | 1 | 1 | 1.3 | 0 | 0 | 0 | 0 | 0 | 0 | 0.8 |
| Colo. Christian | 11/26/2019 | | 13:06 | 2-5 | .400 | 1-2 | .500 | 0-0 | .000 | 2 | 2 | 4 | 1.8 | 0 | 2 | 1 | 0 | 0 | 5 | 1.6 |
| Green Bay | 11/30/2019 | | 09:45 | 1-4 | .250 | 1-3 | .333 | 1-2 | .500 | 0 | 0 | 0 | 1.5 | 0 | 0 | 0 | 0 | 0 | 4 | 2.0 |
| South Dakota St. | 12/05/2019 | | 02:44 | 0-0 | .000 | 0-0 | .000 | 0-0 | .000 | 0 | 0 | 0 | 1.3 | 0 | 0 | 0 | 0 | 0 | 0 | 1.7 |
| at North Dakota St. | 12/16/2019 | | 01:16 | 0-0 | .000 | 0-0 | .000 | 0-0 | .000 | 0 | 0 | 0 | 1.1 | 0 | 0 | 0 | 0 | 0 | 0 | 1.5 |
| Sacramento St. | 12/28/2019 | | 01:37 | 0-0 | .000 | 0-0 | .000 | 0-0 | .000 | 0 | 0 | 0 | 1.0 | 0 | 0 | 0 | 0 | 0 | 0 | 1.3 |
| Totals | | 0 | 54:19 | 4-15 | .267 | 3-9 | .333 | 1-2 | .500 | 2 | 7 | 9 | 1.0 | 1 | 2 | 1 | 0 | 1 | 12 | 1.3 |

Player Averages

| Games Played | Minutes/game | Points/game | FG Pct | 3FG Pct | FT Pct | Rebounds/game | Assists/game | Turnovers/game | Assist/Turnover ratio | Steals/game | Blocks/game |
|--------------|--------------|-------------|--------|---------|--------|---------------|--------------|----------------|-----------------------|-------------|-------------|
| 9 | 6.0 | 1.3 | 26.7 | 33.3 | 50.0 | 1.0 | 0.2 | 0.1 | 2.0 | 0.1 | 0.0 |

CAREER STATISTICS

| | | | | Field Goals | | 3-Point | | F-Throws | | Rebounds | | | | | | | | | Scoring | |
|---------|------|-------|---------|-------------|------|---------|------|----------|------|----------|-----|-----|-----|-------|-----|----|-----|-----|---------|-----|
| SEASON | TEAM | GP-GS | MIN/AVG | FG-FGA | FG% | 3FG-FGA | 3FG% | FT-FTA | FT% | OFF | DEF | TOT | AVG | PF-FO | AST | TO | BLK | STL | PTS | AVG |
| 2019-20 | MSU | 9-0 | 54/6.0 | 4-15 | .267 | 3-9 | .333 | 1-2 | .500 | 2 | 7 | 9 | 1.0 | 1-0 | 2 | 1 | 0 | 1 | 12 | 1.3 |
| TOTAL | | 9-0 | 54/6.0 | 4-15 | .267 | 3-9 | .333 | 1-2 | .500 | 2 | 7 | 9 | 1.0 | 1-0 | 2 | 1 | 0 | 1 | 12 | 1.3 |

Background

- Three-time all-state selection for nearby Manhattan Christian
- Averaged over 20 points and six rebounds per game for the Eagles during final two prep seasons
- Scored a career-high 42 points and nabbed 9 rebounds in the 2019 MHSA State Class C championship game
- Named to USA Today's All-USA Montana Boys roster for the 2019 Montana-Wyoming All-Star Basketball Series
- Left Manhattan Christian as its boys' all-time scoring leader with 1,553 points



11

Ladan Ricketts

Senior | Guard | 6-5

Livingston, Mont. | Sheridan College | Park HS

2019-20 Season Highlights

- Came off bench and recorded five points in season debut at No. 17/19 Utah State.
- Posted first double digit effort in win over UNCG (Nov. 16).
- 3-point field percentage (.481) is ranked fourth in the Big Sky Conference.
- Scored season-high 15 points versus Colorado Christian (Nov. 26).
- Season-high minutes in consecutive games versus Green Bay (Dec. 5) and SDSU (Dec. 16).
- Made lone 3-point attempt that served as eventual game winner with under 2 minutes left in MSU 63-61 victory against NAU (Dec. 30).

2019-20 SEASON GAME BY GAME

| Opponent | Date | GS | MIN | Total | | 3-Pointers | | Free throws | | Rebounds | | | | PF | A | T/O | BLK | STL | PTS | AVG |
|---------------------|------------|----------|---------------|--------------|-------------|--------------|-------------|-------------|-------------|----------|-----------|-----------|------------|-----------|----------|----------|----------|----------|-----------|------------|
| | | | | FG-FGA | PCT | 3FG-3FGA | PCT | FT-FTA | PCT | OFF | DEF | TOT | AVG | | | | | | | |
| at Utah St. | 11/05/2019 | | 14:00 | 1-2 | .500 | 1-1 | 1.000 | 2-2 | 1.000 | 0 | 2 | 2 | 2.0 | 1 | 0 | 2 | 0 | 0 | 5 | 5.0 |
| Rocky Mountain | 11/09/2019 | | 11:59 | 3-4 | .750 | 3-4 | .750 | 0-0 | .000 | 0 | 1 | 1 | 1.5 | 2 | 0 | 0 | 0 | 0 | 9 | 7.0 |
| vs Appalachian St. | 11/15/2019 | | 16:00 | 1-5 | .200 | 0-2 | .000 | 0-0 | .000 | 0 | 1 | 1 | 1.3 | 1 | 0 | 0 | 1 | 0 | 2 | 5.3 |
| at UNC Greensboro | 11/16/2019 | | 18:00 | 3-4 | .750 | 2-3 | .667 | 3-3 | 1.000 | 0 | 1 | 1 | 1.3 | 1 | 0 | 0 | 0 | 0 | 11 | 6.8 |
| vs Tennessee Tech | 11/17/2019 | | 21:00 | 3-7 | .429 | 3-7 | .429 | 0-0 | .000 | 0 | 1 | 1 | 1.2 | 1 | 0 | 0 | 0 | 1 | 9 | 7.2 |
| at Grand Canyon | 11/19/2019 | | 20:34 | 2-4 | .500 | 2-4 | .500 | 0-0 | .000 | 0 | 1 | 1 | 1.2 | 2 | 0 | 0 | 0 | 0 | 6 | 7.0 |
| Colo. Christian | 11/26/2019 | | 20:35 | 5-7 | .714 | 5-7 | .714 | 0-0 | .000 | 0 | 0 | 0 | 1.0 | 1 | 0 | 0 | 0 | 3 | 15 | 8.1 |
| Green Bay | 11/30/2019 | * | 28:08 | 3-7 | .429 | 2-6 | .333 | 0-0 | .000 | 0 | 2 | 2 | 1.1 | 1 | 0 | 0 | 0 | 0 | 8 | 8.1 |
| South Dakota St. | 12/05/2019 | * | 34:03 | 4-9 | .444 | 3-7 | .429 | 0-1 | .000 | 0 | 1 | 1 | 1.1 | 2 | 1 | 3 | 0 | 0 | 11 | 8.4 |
| at North Dakota St. | 12/16/2019 | * | 16:10 | 0-2 | .000 | 0-2 | .000 | 0-0 | .000 | 0 | 2 | 2 | 1.2 | 1 | 0 | 1 | 0 | 0 | 0 | 7.6 |
| at CSU Bakersfield | 12/19/2019 | * | 24:49 | 3-7 | .429 | 3-7 | .429 | 0-0 | .000 | 0 | 3 | 3 | 1.4 | 0 | 1 | 0 | 0 | 0 | 9 | 7.7 |
| Sacramento St. | 12/28/2019 | * | 26:21 | 2-3 | .667 | 1-2 | .500 | 0-0 | .000 | 1 | 3 | 4 | 1.6 | 2 | 0 | 1 | 0 | 0 | 5 | 7.5 |
| Northern Ariz. | 12/30/2019 | * | 28:28 | 1-6 | .167 | 1-6 | .167 | 2-2 | 1.000 | 0 | 2 | 2 | 1.6 | 0 | 0 | 0 | 1 | 0 | 5 | 7.3 |
| Totals | | 6 | 280:07 | 31-67 | .463 | 26-58 | .448 | 7-8 | .875 | 1 | 20 | 21 | 1.6 | 15 | 2 | 7 | 2 | 4 | 95 | 7.3 |

Player Averages

| Games Played | Minutes/game | Points/game | FG Pct | 3FG Pct | FT Pct | Rebounds/game | Assists/game | Turnovers/game | Assist/Turnover ratio | Steals/game | Blocks/game |
|--------------|--------------|-------------|--------|---------|--------|---------------|--------------|----------------|-----------------------|-------------|-------------|
| 13 | 21.5 | 7.3 | 46.3 | 44.8 | 87.5 | 1.6 | 0.2 | 0.5 | 0.3 | 0.3 | 0.2 |

CAREER STATISTICS

| | | | | Field Goals | | 3-Point | | F-Throws | | Rebounds | | | | Scoring | | | | | | |
|--------------|------|--------------|-----------------|----------------|-------------|---------------|-------------|--------------|-------------|-----------|-----------|-----------|------------|-------------|-----------|-----------|----------|-----------|------------|------------|
| SEASON | TEAM | GP-GS | MIN/AVG | FG-FGA | FG% | 3FG-FGA | 3FG% | FT-FTA | FT% | OFF | DEF | TOT | AVG | PF-FO | AST | TO | BLK | STL | PTS | AVG |
| 2018-19 | MSU | 30-17 | 712/23.7 | 96-205 | .468 | 69-151 | .457 | 35-39 | .897 | 23 | 34 | 57 | 1.9 | 67-3 | 20 | 31 | 3 | 8 | 296 | 9.9 |
| 2019-20 | MSU | 13-6 | 280/21.5 | 31-67 | .463 | 26-58 | .448 | 7-8 | .875 | 1 | 20 | 21 | 1.6 | 15-0 | 2 | 7 | 2 | 4 | 95 | 7.3 |
| TOTAL | | 43-23 | 992/23.1 | 127-272 | .467 | 95-209 | .455 | 42-47 | .894 | 24 | 54 | 78 | 1.8 | 82-3 | 22 | 38 | 5 | 12 | 391 | 9.1 |

Background

- 3-point percentage as a junior at Montana State was sixth best single-season mark in program history
- Two-year starter at Sheridan College where he shot 97 percent from the free throw line as a freshman, the top mark in NJCAA
- Averaged 14 points a game as a sophomore, shooting 45 percent from 3-point range with 98 made 3-pointers
- Gallatin Valley Player of the Year as a senior in 2016 at Park High School in nearby Livingston
- Averaged 24.5 points per game, shot 51 percent from behind the arc and 91 percent from the free throw line



12

Gavin Gundlach

Junior | Guard | 5-11

Miles City, Mont. | Miles CC | Custer County HS

2019-20 Season Highlights

- Enters second season on Montana State roster

CAREER STATISTICS

| Season | gp-gs | min/avg | fg-fga | pct. | ft-fta | pct. | off | def | tot | avg | pf | fo | ast | to | blk | stl | pts | avg |
|---------|-------|---------|--------|------|--------|------|-----|-----|-----|-----|----|----|-----|----|-----|-----|-----|-----|
| 2019-20 | - | - | - | - | - | - | - | - | - | - | - | - | - | - | - | - | - | - |
| TOTAL | - | - | - | - | - | - | - | - | - | - | - | - | - | - | - | - | - | - |

Background

- Played at Miles City Community College during the 2017-18 season
- Appeared in 31 games and averaged 11 points and 2.4 rebounds per game in 26.6 minutes per game
- Graduated from Custer County High School in Miles City in 2016
- Member of team's 1,000 point club
- Averaged 20 points and was a first team all-state selection as a senior



13

Jubrile Belo

Sophomore | Forward | 6-9

London, England | Lamar CC | Barking Abbey

2019-20 Season Highlights

- Nearly recorded double-doubles with 9 rebounds versus Utah State (Nov. 5) and NAU (Dec. 30).
- Registered team high in points (15) and career best 5 free throws in win over UNCG (Nov. 16).
- Recorded seven of 11 blocks this season in games versus Grand Canyon and South Dakota State (Dec. 5).
- His .733 field goal percentage is second best in the Big Sky Conference.
- Starter in all 13 of Montana State's games in debut season as a Bobcat.
- Double digit scorer in more than half of Bobcats' games and had career-high 18 on Dec. 28.

2019-20 SEASON GAME BY GAME

| Opponent | Date | GS | MIN | Total | | 3-Pointers | | Free throws | | Rebounds | | | | PF | A | T/O | BLK | STL | PTS | AVG |
|---------------------|------------|-----------|---------------|--------------|-------------|------------|-------------|--------------|-------------|-----------|-----------|-----------|------------|-----------|----------|-----------|-----------|----------|------------|-------------|
| | | | | FG-FGA | PCT | 3FG-3FGA | PCT | FT-FTA | PCT | OFF | DEF | TOT | AVG | | | | | | | |
| at Utah St. | 11/05/2019 | * | 24:00 | 4-6 | .667 | 0-0 | .000 | 4-9 | .444 | 3 | 6 | 9 | 9.0 | 4 | 2 | 3 | 0 | 0 | 12 | 12.0 |
| Rocky Mountain | 11/09/2019 | * | 18:58 | 6-8 | .750 | 0-0 | .000 | 4-4 | 1.000 | 2 | 6 | 8 | 8.5 | 0 | 0 | 0 | 1 | 1 | 16 | 14.0 |
| vs Appalachian St. | 11/15/2019 | * | 16:00 | 3-4 | .750 | 0-0 | .000 | 0-0 | .000 | 3 | 4 | 7 | 8.0 | 5 | 0 | 1 | 1 | 0 | 6 | 11.3 |
| at UNC Greensboro | 11/16/2019 | * | 25:00 | 5-8 | .625 | 0-0 | .000 | 5-7 | .714 | 0 | 3 | 3 | 6.8 | 3 | 0 | 1 | 0 | 1 | 15 | 12.3 |
| vs Tennessee Tech | 11/17/2019 | * | 28:00 | 3-4 | .750 | 0-0 | .000 | 1-2 | .500 | 1 | 3 | 4 | 6.2 | 3 | 1 | 3 | 0 | 2 | 7 | 11.2 |
| at Grand Canyon | 11/19/2019 | * | 29:02 | 7-8 | .875 | 0-0 | .000 | 3-4 | .750 | 2 | 1 | 3 | 5.7 | 5 | 1 | 3 | 3 | 1 | 17 | 12.2 |
| Colo. Christian | 11/26/2019 | * | 15:47 | 4-4 | 1.000 | 0-0 | .000 | 4-4 | 1.000 | 1 | 3 | 4 | 5.4 | 3 | 0 | 3 | 0 | 0 | 12 | 12.1 |
| Green Bay | 11/30/2019 | * | 19:50 | 4-6 | .667 | 0-0 | .000 | 1-2 | .500 | 0 | 2 | 2 | 5.0 | 3 | 0 | 2 | 0 | 0 | 9 | 11.8 |
| South Dakota St. | 12/05/2019 | * | 22:49 | 2-3 | .667 | 0-0 | .000 | 5-5 | 1.000 | 2 | 4 | 6 | 5.1 | 4 | 2 | 2 | 4 | 0 | 9 | 11.4 |
| at North Dakota St. | 12/16/2019 | * | 30:35 | 4-6 | .667 | 0-0 | .000 | 6-8 | .750 | 1 | 3 | 4 | 5.0 | 4 | 0 | 3 | 1 | 1 | 14 | 11.7 |
| at CSU Bakersfield | 12/19/2019 | * | 12:38 | 2-2 | 1.000 | 0-0 | .000 | 2-3 | .667 | 1 | 1 | 2 | 4.7 | 5 | 0 | 2 | 0 | 0 | 6 | 11.2 |
| Sacramento St. | 12/28/2019 | * | 26:24 | 7-11 | .636 | 0-0 | .000 | 4-4 | 1.000 | 1 | 2 | 3 | 4.6 | 4 | 1 | 2 | 1 | 0 | 18 | 11.8 |
| Northern Ariz. | 12/30/2019 | * | 28:21 | 4-5 | .800 | 0-0 | .000 | 9-10 | .900 | 4 | 5 | 9 | 4.9 | 4 | 0 | 0 | 0 | 1 | 17 | 12.2 |
| Totals | | 13 | 297:25 | 55-75 | .733 | 0-0 | .000 | 48-62 | .774 | 21 | 43 | 64 | 4.9 | 47 | 7 | 25 | 11 | 7 | 158 | 12.2 |

Player Averages

| Games Played | Minutes/ game | Points/ game | FG Pct | 3FG Pct | FT Pct | Rebounds/ game | Assists/ game | Turnovers/ game | Assist/Turnover ratio | Steals/ game | Blocks/ game |
|--------------|---------------|--------------|--------|---------|--------|----------------|---------------|-----------------|-----------------------|--------------|--------------|
| 13 | 22.9 | 12.2 | 73.3 | 0.0 | 77.4 | 4.9 | 0.5 | 1.9 | 0.3 | 0.5 | 0.8 |

CAREER STATISTICS

| | | | | Field Goals | | 3-Point | | F-Throws | | Rebounds | | | | Scoring | | | | | | |
|--------------|------|--------------|-----------------|--------------|-------------|------------|-------------|--------------|-------------|-----------|-----------|-----------|------------|-------------|----------|-----------|-----------|----------|------------|-------------|
| SEASON | TEAM | GP-GS | MIN/AVG | FG-FGA | FG% | 3FG-FGA | 3FG% | FT-FTA | FT% | OFF | DEF | TOT | AVG | PF-FO | AST | TO | BLK | STL | PTS | AVG |
| 2019-20 | MSU | 13-13 | 297/22.9 | 55-75 | .733 | 0-0 | .000 | 48-62 | .774 | 21 | 43 | 64 | 4.9 | 47-3 | 7 | 25 | 11 | 7 | 158 | 12.2 |
| TOTAL | | 13-13 | 297/22.9 | 55-75 | .733 | 0-0 | .000 | 48-62 | .774 | 21 | 43 | 64 | 4.9 | 47-3 | 7 | 25 | 11 | 7 | 158 | 12.2 |

Background

- Attended Lamar Community College for two years and played one full season for the Runnin' Lopes
- Started in all 30 games played for Lamar during the 2018-19 season averaging 15 points, 8.8 rebounds and 2.1 blocks per game
- Ranked among top players in NJCAA Division I in blocks (25th), field goal percentage (36th), rebounding (41st) and 74th in minutes played per game (30.1)
- Member of 2019 JucoRecruiting.com's Top 100 Player Rankings
- Played for Barking Abbey Basketball Academy in London prior to coming overseas



15

Mychael Paulo

Junior | Guard | 6-4

Toronto, Ontario | Williston State | Father Henry Carr

2019-20 Season Highlights

- Made MSU debut as a starter in Bobcats' season opener at No. 17/19 Utah State.
- Double digit scorer in six games.
- Scored a career-high 16 points versus Rocky Mountain.
- Played a career-high 37 minutes in the MSU victory over Appalachian State (Nov. 15).
- Competed nearly 25 minutes or more in four consecutive contests.
- Scored five points in final 25 seconds of game to help lead Bobcats to a 77-70 victory over South Dakota State in Bozeman (Dec. 5).

2019-20 SEASON GAME BY GAME

| Opponent | Date | GS | MIN | Total | | 3-Pointers | | Free throws | | Rebounds | | | | PF | A | T/O | BLK | STL | PTS | AVG |
|---------------------|------------|----------|---------------|--------------|-------------|--------------|-------------|-------------|-------------|----------|-----------|-----------|------------|-----------|-----------|-----------|----------|-----------|------------|------------|
| | | | | FG-FGA | PCT | 3FG-3FGA | PCT | FT-FTA | PCT | OFF | DEF | TOT | AVG | | | | | | | |
| at Utah St. | 11/05/2019 | * | 26:00 | 4-10 | .400 | 2-6 | .333 | 0-2 | .000 | 0 | 0 | 0 | 0.0 | 5 | 1 | 1 | 0 | 2 | 10 | 10.0 |
| Rocky Mountain | 11/09/2019 | * | 28:51 | 6-8 | .750 | 4-5 | .800 | 0-0 | .000 | 0 | 0 | 0 | 0.0 | 1 | 7 | 2 | 0 | 3 | 16 | 13.0 |
| vs Appalachian St. | 11/15/2019 | * | 37:00 | 3-8 | .375 | 1-5 | .200 | 0-2 | .000 | 0 | 1 | 1 | 0.3 | 4 | 4 | 3 | 0 | 1 | 7 | 11.0 |
| at UNC Greensboro | 11/16/2019 | * | 32:00 | 5-7 | .714 | 1-3 | .333 | 0-0 | .000 | 0 | 1 | 1 | 0.5 | 2 | 1 | 4 | 1 | 0 | 11 | 11.0 |
| vs Tennessee Tech | 11/17/2019 | * | 26:00 | 1-4 | .250 | 1-3 | .333 | 0-0 | .000 | 0 | 2 | 2 | 0.8 | 2 | 1 | 1 | 0 | 1 | 3 | 9.4 |
| at Grand Canyon | 11/19/2019 | * | 24:10 | 0-4 | .000 | 0-3 | .000 | 3-4 | .750 | 0 | 2 | 2 | 1.0 | 3 | 1 | 0 | 0 | 1 | 3 | 8.3 |
| Colo. Christian | 11/26/2019 | * | 17:17 | 3-5 | .600 | 0-0 | .000 | 1-1 | 1.000 | 0 | 2 | 2 | 1.1 | 1 | 2 | 0 | 0 | 1 | 7 | 8.1 |
| Green Bay | 11/30/2019 | | 19:45 | 1-7 | .143 | 1-3 | .333 | 0-0 | .000 | 1 | 1 | 2 | 1.3 | 0 | 1 | 0 | 0 | 0 | 3 | 7.5 |
| South Dakota St. | 12/05/2019 | | 10:35 | 4-4 | 1.000 | 2-2 | 1.000 | 0-0 | .000 | 0 | 0 | 0 | 1.1 | 1 | 1 | 2 | 0 | 1 | 10 | 7.8 |
| at North Dakota St. | 12/16/2019 | | 27:17 | 5-8 | .625 | 2-4 | .500 | 0-0 | .000 | 0 | 1 | 1 | 1.1 | 2 | 1 | 1 | 0 | 1 | 12 | 8.2 |
| at CSU Bakersfield | 12/19/2019 | | 24:43 | 5-7 | .714 | 2-4 | .500 | 1-2 | .500 | 0 | 1 | 1 | 1.1 | 2 | 3 | 2 | 0 | 0 | 13 | 8.6 |
| Sacramento St. | 12/28/2019 | | 25:30 | 1-4 | .250 | 1-2 | .500 | 0-0 | .000 | 0 | 4 | 4 | 1.3 | 0 | 4 | 1 | 1 | 1 | 3 | 8.2 |
| Northern Ariz. | 12/30/2019 | | 28:21 | 2-4 | .500 | 0-2 | .000 | 0-1 | .000 | 0 | 2 | 2 | 1.4 | 2 | 2 | 0 | 0 | 0 | 4 | 7.8 |
| Totals | | 7 | 327:29 | 40-80 | .500 | 17-42 | .405 | 5-12 | .417 | 1 | 17 | 18 | 1.4 | 25 | 29 | 17 | 2 | 12 | 102 | 7.8 |

Player Averages


| Games Played | Minutes/ game | Points/ game | FG Pct | 3FG Pct | FT Pct | Rebounds/ game | Assists/ game | Turnovers/ game | Assist/Turnover ratio | Steals/ game | Blocks/ game |
|--------------|---------------|--------------|--------|---------|--------|----------------|---------------|-----------------|-----------------------|--------------|--------------|
| 13 | 25.2 | 7.8 | 50.0 | 40.5 | 41.7 | 1.4 | 2.2 | 1.3 | 1.7 | 0.9 | 0.2 |

CAREER STATISTICS

| | | | | Field Goals | | 3-Point | | F-Throws | | Rebounds | | | | Scoring | | | | | | |
|--------------|------|-------------|-----------------|--------------|-------------|--------------|-------------|-------------|-------------|----------|-----------|-----------|------------|-------------|-----------|-----------|----------|-----------|------------|------------|
| SEASON | TEAM | GP-GS | MIN/AVG | FG-FGA | FG% | 3FG-FGA | 3FG% | FT-FTA | FT% | OFF | DEF | TOT | AVG | PF-FO | AST | TO | BLK | STL | PTS | AVG |
| 2019-20 | MSU | 13-7 | 327/25.2 | 40-80 | .500 | 17-42 | .405 | 5-12 | .417 | 1 | 17 | 18 | 1.4 | 25-1 | 29 | 17 | 2 | 12 | 102 | 7.8 |
| TOTAL | | 13-7 | 327/25.2 | 40-80 | .500 | 17-42 | .405 | 5-12 | .417 | 1 | 17 | 18 | 1.4 | 25-1 | 29 | 17 | 2 | 12 | 102 | 7.8 |

Background

- Attended Williston State College and played two seasons for the Tetons
- Started in 47 games over the course of two seasons in Williston, averaging 15.1 points and 3.4 rebounds per game as a freshman
- Scored a collegiate-high 34 points in a game during the 2017-18 season
- Was a member of the Northern Kings AAU program and played high school basketball for Farther Henry Carr Catholic in Toronto



22

Brent Finn

Senior | Guard | 6-1

Big Timber, Mont. | Texas A&M International

2019-20 Season Highlights

- Sitting out 2019-20 season to satisfy NCAA transfer requirements.

CAREER STATISTICS

| SEASON | GP-GS | MIN/AVG | Field Goals | | 3-Point | | F-Throws | | Rebounds | | | | | | | | | | Scoring | |
|--------------|--------------|-----------------|----------------|-------------|---------------|-------------|---------------|-------------|----------|-----------|-----------|------------|-----------|----------|-----------|-----------|----------|-----------|------------|-------------|
| | | | FG-FGA | FG% | 3FG-FGA | 3FG% | FT-FTA | FT% | OFF | DEF | TOT | AVG | PF | FO | AST | TO | BLK | STL | PTS | AVG |
| 2018-19 | 27-26 | 901/33.4 | 115-294 | .391 | 67-186 | .360 | 85-106 | .802 | 8 | 51 | 59 | 2.2 | 66 | 0 | 46 | 70 | 2 | 27 | 382 | 14.1 |
| TOTAL | 27-26 | 901/33.4 | 115-294 | .391 | 67-186 | .360 | 85-106 | .802 | 8 | 51 | 59 | 2.2 | 66 | 0 | 46 | 70 | 2 | 27 | 382 | 14.1 |

Background

- Played one season for Texas A&M International and averaged 14.1 points per game in 26 contests
- Scored a season-high 34 points in a game and earned a Heartland Conference Player of the Week honor
- Played first two years of collegiate eligibility at Dawson Community College in Glendive, Mont.
- Named a first team all-conference and all-region selection in second year at Dawson by averaging 18.1 points per game
- Three time all-conference and all-state selection for Sweet Grass County High School
- Played in every game but one in four years for the Shepherders



23

Borja Fernandez

Freshman | Forward | 6-7

Bilbao, Spain | FC Barcelona U18

2019-20 Season Highlights

- Made collegiate debut off bench and secured four rebounds at No. 17/19 Utah State.
- Scored first career points in victory against Rocky Mountain.
- Grabbed career-high 5 rebounds in just 8 minutes in MSU win over App State (Nov. 15).
- Knocked down first collegiate 3-pointer in MSU victory over UNCG (Nov. 16).
- Recorded a career-high 8 points and 6 rebounds in MSU win against Sac State (Dec. 28).

2019-20 SEASON GAME BY GAME

| Opponent | Date | GS | MIN | Total | | 3-Pointers | | Free throws | | Rebounds | | | | PF | A | T/O | BLK | STL | PTS | AVG |
|---------------------|------------|----------|---------------|--------------|-------------|-------------|-------------|-------------|-------------|----------|-----------|-----------|------------|-----------|----------|-----------|----------|----------|-----------|------------|
| | | | | FG-FGA | PCT | 3FG-3FGA | PCT | FT-FTA | PCT | OFF | DEF | TOT | AVG | | | | | | | |
| at Utah St. | 11/05/2019 | | 17:00 | 0-3 | .000 | 0-1 | .000 | 0-0 | .000 | 0 | 4 | 4 | 4.0 | 3 | 0 | 0 | 1 | 0 | 0 | 0.0 |
| Rocky Mountain | 11/09/2019 | | 09:42 | 2-5 | .400 | 0-1 | .000 | 0-1 | .000 | 2 | 1 | 3 | 3.5 | 1 | 1 | 4 | 0 | 1 | 4 | 2.0 |
| vs Appalachian St. | 11/15/2019 | | 08:00 | 0-2 | .000 | 0-1 | .000 | 0-0 | .000 | 1 | 4 | 5 | 4.0 | 1 | 2 | 3 | 0 | 0 | 0 | 1.3 |
| at UNC Greensboro | 11/16/2019 | | 06:00 | 1-1 | 1.000 | 1-1 | 1.000 | 0-0 | .000 | 0 | 1 | 1 | 3.3 | 0 | 0 | 0 | 0 | 0 | 3 | 1.8 |
| vs Tennessee Tech | 11/17/2019 | | 04:00 | 0-0 | .000 | 0-0 | .000 | 0-0 | .000 | 0 | 0 | 0 | 2.6 | 1 | 0 | 0 | 0 | 0 | 0 | 1.4 |
| at Grand Canyon | 11/19/2019 | | 04:32 | 1-1 | 1.000 | 1-1 | 1.000 | 0-0 | .000 | 0 | 2 | 2 | 2.5 | 0 | 0 | 2 | 0 | 0 | 3 | 1.7 |
| Colo. Christian | 11/26/2019 | | 14:01 | 2-3 | .667 | 1-2 | .500 | 0-0 | .000 | 0 | 3 | 3 | 2.6 | 2 | 0 | 0 | 0 | 0 | 5 | 2.1 |
| South Dakota St. | 12/05/2019 | | 10:32 | 1-2 | .500 | 0-1 | .000 | 0-0 | .000 | 0 | 1 | 1 | 2.4 | 2 | 1 | 0 | 0 | 1 | 2 | 2.1 |
| at North Dakota St. | 12/16/2019 | | 07:34 | 0-0 | .000 | 0-0 | .000 | 0-0 | .000 | 1 | 0 | 1 | 2.2 | 1 | 0 | 2 | 0 | 0 | 0 | 1.9 |
| at CSU Bakersfield | 12/19/2019 | | 12:20 | 1-3 | .333 | 0-2 | .000 | 0-0 | .000 | 1 | 1 | 2 | 2.2 | 3 | 2 | 2 | 0 | 2 | 2 | 1.9 |
| Sacramento St. | 12/28/2019 | | 17:30 | 3-7 | .429 | 2-2 | 1.000 | 0-0 | .000 | 1 | 5 | 6 | 2.5 | 2 | 0 | 0 | 0 | 0 | 8 | 2.5 |
| Northern Ariz. | 12/30/2019 | | 12:06 | 1-2 | .500 | 0-0 | .000 | 1-2 | .500 | 0 | 3 | 3 | 2.6 | 1 | 0 | 3 | 0 | 0 | 3 | 2.5 |
| Totals | | 0 | 123:17 | 12-29 | .414 | 5-12 | .417 | 1-3 | .333 | 6 | 25 | 31 | 2.6 | 17 | 6 | 16 | 1 | 4 | 30 | 2.5 |

Player Averages

| Games Played | Minutes/game | Points/game | FG Pct | 3FG Pct | FT Pct | Rebounds/game | Assists/game | Turnovers/game | Assist/Turnover ratio | Steals/game | Blocks/game |
|--------------|--------------|-------------|--------|---------|--------|---------------|--------------|----------------|-----------------------|-------------|-------------|
| 12 | 10.3 | 2.5 | 41.4 | 41.7 | 33.3 | 2.6 | 0.5 | 1.3 | 0.4 | 0.3 | 0.1 |

CAREER STATISTICS

| | | | | Field Goals | | 3-Point | | F-Throws | | Rebounds | | | | Scoring | | | | | | |
|--------------|------|-------------|-----------------|--------------|-------------|-------------|-------------|------------|-------------|----------|-----------|-----------|------------|-------------|----------|-----------|----------|----------|-----------|------------|
| SEASON | TEAM | GP-GS | MIN/AVG | FG-FGA | FG% | 3FG-FGA | 3FG% | FT-FTA | FT% | OFF | DEF | TOT | AVG | PF-FO | AST | TO | BLK | STL | PTS | AVG |
| 2019-20 | MSU | 12-0 | 123/10.3 | 12-29 | .414 | 5-12 | .417 | 1-3 | .333 | 6 | 25 | 31 | 2.6 | 17-0 | 6 | 16 | 1 | 4 | 30 | 2.5 |
| TOTAL | | 12-0 | 123/10.3 | 12-29 | .414 | 5-12 | .417 | 1-3 | .333 | 6 | 25 | 31 | 2.6 | 17-0 | 6 | 16 | 1 | 4 | 30 | 2.5 |

Background

- Member of FC Barcelona basketball program
- Competed on Spain's U16 and U18 teams in international competition
- Played in the Spanish U19 Championships for FC Barcelona and the Adidas Next Generation Tournament
- Appeared in the U16 European Championship in 2017 for Spain



24

Zach Hobbs

Freshman | Guard | 6-5
Mesa, Ariz. | Mesa HS

2019-20 Season Highlights

- Made collegiate debut coming off the bench at No. 17/19 Utah State.
- Connected on two 3-pointers and scored first career points against Rocky Mountain.
- Grabbed a career-high 5 rebounds in win over Colorado Christian (Nov. 26).
- Hit first 3-pointer and scored first points in three weeks at CSU Bakersfield (Dec. 19).

2019-20 SEASON GAME BY GAME

| Opponent | Date | GS | MIN | Total | | 3-Pointers | | Free throws | | Rebounds | | | | PF | A | T/O | BLK | STL | PTS | AVG |
|---------------------|------------|----|----------------|-------------|-------------|-------------|-------------|-------------|-------------|----------|-----------|-----------|------------|----------|----------|----------|----------|----------|-----------|------------|
| | | | | FG-FGA | PCT | 3FG-3FGA | PCT | FT-FTA | PCT | OFF | DEF | TOT | AVG | | | | | | | |
| at Utah St. | 11/05/2019 | | 04:00 | 0-0 | .000 | 0-0 | .000 | 0-0 | .000 | 0 | 1 | 1 | 1.0 | 1 | 0 | 0 | 0 | 0 | 0 | 0.0 |
| Rocky Mountain | 11/09/2019 | | 19:26 | 3-7 | .429 | 2-6 | .333 | 0-0 | .000 | 0 | 2 | 2 | 1.5 | 1 | 1 | 2 | 0 | 1 | 8 | 4.0 |
| vs Appalachian St. | 11/15/2019 | | 08:00 | 0-1 | .000 | 0-1 | .000 | 0-0 | .000 | 0 | 2 | 2 | 1.7 | 1 | 0 | 1 | 0 | 1 | 0 | 2.7 |
| at UNC Greensboro | 11/16/2019 | | 02:00 | 0-0 | .000 | 0-0 | .000 | 0-0 | .000 | 0 | 0 | 0 | 1.3 | 0 | 0 | 0 | 0 | 0 | 0 | 2.0 |
| vs Tennessee Tech | 11/17/2019 | | 02:00 | 0-1 | .000 | 0-1 | .000 | 0-0 | .000 | 0 | 0 | 0 | 1.0 | 0 | 0 | 0 | 0 | 0 | 0 | 1.6 |
| at Grand Canyon | 11/19/2019 | | 03:39 | 0-1 | .000 | 0-1 | .000 | 0-0 | .000 | 0 | 0 | 0 | 0.8 | 0 | 0 | 0 | 0 | 0 | 0 | 1.3 |
| Colo. Christian | 11/26/2019 | | 18:07 | 2-4 | .500 | 1-2 | .500 | 0-0 | .000 | 0 | 5 | 5 | 1.4 | 1 | 2 | 1 | 1 | 2 | 5 | 1.9 |
| Green Bay | 11/30/2019 | | 11:40 | 0-1 | .000 | 0-1 | .000 | 0-0 | .000 | 0 | 1 | 1 | 1.4 | 1 | 2 | 1 | 0 | 0 | 0 | 1.6 |
| at North Dakota St. | 12/16/2019 | | 03:25 | 0-0 | .000 | 0-0 | .000 | 0-0 | .000 | 0 | 0 | 0 | 1.2 | 1 | 0 | 0 | 0 | 0 | 0 | 1.4 |
| at CSU Bakersfield | 12/19/2019 | | 04:04 | 1-2 | .500 | 1-2 | .500 | 0-0 | .000 | 0 | 0 | 0 | 1.1 | 0 | 0 | 1 | 0 | 0 | 3 | 1.6 |
| Sacramento St. | 12/28/2019 | | 06:00 | 0-1 | .000 | 0-1 | .000 | 0-0 | .000 | 0 | 0 | 0 | 1.0 | 0 | 0 | 0 | 0 | 0 | 0 | 1.5 |
| Northern Ariz. | 12/30/2019 | | 02:59 | 0-1 | .000 | 0-1 | .000 | 0-0 | .000 | 0 | 1 | 1 | 1.0 | 0 | 1 | 0 | 0 | 0 | 0 | 1.3 |
| Totals | | | 0 85:20 | 6-19 | .316 | 4-16 | .250 | 0-0 | .000 | 0 | 12 | 12 | 1.0 | 6 | 6 | 6 | 1 | 4 | 16 | 1.3 |

Player Averages

| Games Played | Minutes/game | Points/game | FG Pct | 3FG Pct | FT Pct | Rebounds/game | Assists/game | Turnovers/game | Assist/Turnover ratio | Steals/game | Blocks/game |
|--------------|--------------|-------------|--------|---------|--------|---------------|--------------|----------------|-----------------------|-------------|-------------|
| 12 | 7.1 | 1.3 | 31.6 | 25.0 | 0.0 | 1.0 | 0.5 | 0.5 | 1.0 | 0.3 | 0.1 |

CAREER STATISTICS

| | | | | Field Goals | | 3-Point | | F-Throws | | Rebounds | | | | Scoring | | | | | | |
|--------------|------|-------------|---------------|-------------|-------------|-------------|-------------|------------|-------------|----------|-----------|-----------|------------|------------|----------|----------|----------|----------|-----------|------------|
| SEASON | TEAM | GP-GS | MIN/AVG | FG-FGA | FG% | 3FG-FGA | 3FG% | FT-FTA | FT% | OFF | DEF | TOT | AVG | PF-FO | AST | TO | BLK | STL | PTS | AVG |
| 2019-20 | MSU | 12-0 | 85/7.1 | 6-19 | .316 | 4-16 | .250 | 0-0 | .000 | 0 | 12 | 12 | 1.0 | 6-0 | 6 | 6 | 1 | 4 | 16 | 1.3 |
| TOTAL | | 12-0 | 85/7.1 | 6-19 | .316 | 4-16 | .250 | 0-0 | .000 | 0 | 12 | 12 | 1.0 | 6-0 | 6 | 6 | 1 | 4 | 16 | 1.3 |

Background

- Four-year member of Mesa High varsity basketball team
- Named to Arizona Interscholastic Association All-Conference 1st Team as a senior after averaging 17.3 points, 6.3 rebounds and 2.6 assists per game
- Selected as the 6A East Valley Region Player of the Year and Offensive Player of the Year
- Tabbed as an honorable mention by the Arizona Republic for its Boys' Basketball Player of the Year award
- Broke school's all-time career record in 3-pointers with 215 while shooting a 40 percent clip for the Jackrabbits



31

Devin Kirby

Junior | Forward | 6-11
Chandler, Ariz. | Basha HS

2019-20 Season Highlights

- Started in every game since start of 2018-19 season until Dec. 19 game at CSU Bakersfield.
- First double digit game this season on 5-for-9 shooting in victory versus App State (Nov. 15).
- Played over 30 minutes in six of 10 games appeared in this season.
- Nearly recorded a double-double with 8 points and 10 rebounds in win over Colorado Christian on Nov. 26.
- Grabbed a career-best 15 rebounds in MSU victory over South Dakota State (Dec. 15). Most rebounds in a game by a Bobcat since 2015-16 season.

2019-20 SEASON GAME BY GAME

| Opponent | Date | GS | MIN | Total | | 3-Pointers | | Free throws | | Rebounds | | | | PF | A | T/O | BLK | STL | PTS | AVG |
|---------------------|------------|----|------------------|--------------|-------------|------------|-------------|-------------|-------------|-----------|-----------|-----------|------------|-----------|----------|----------|----------|----------|-----------|------------|
| | | | | FG-FGA | PCT | 3FG-3FGA | PCT | FT-FTA | PCT | OFF | DEF | TOT | AVG | | | | | | | |
| at Utah St. | 11/05/2019 | * | 17:00 | 0-3 | .000 | 0-0 | .000 | 0-0 | .000 | 2 | 1 | 3 | 3.0 | 4 | 1 | 0 | 1 | 1 | 0 | 0.0 |
| Rocky Mountain | 11/09/2019 | * | 19:31 | 4-8 | .500 | 0-0 | .000 | 0-0 | .000 | 0 | 3 | 3 | 3.0 | 1 | 0 | 2 | 1 | 0 | 8 | 4.0 |
| vs Appalachian St. | 11/15/2019 | * | 35:00 | 5-9 | .556 | 0-0 | .000 | 2-6 | .333 | 1 | 5 | 6 | 4.0 | 0 | 0 | 0 | 1 | 1 | 12 | 6.7 |
| at UNC Greensboro | 11/16/2019 | * | 32:00 | 1-1 | 1.000 | 0-0 | .000 | 0-0 | .000 | 3 | 1 | 4 | 4.0 | 2 | 2 | 1 | 0 | 0 | 2 | 5.5 |
| vs Tennessee Tech | 11/17/2019 | * | 32:00 | 4-8 | .500 | 0-0 | .000 | 1-2 | .500 | 1 | 5 | 6 | 4.4 | 2 | 0 | 1 | 0 | 0 | 9 | 6.2 |
| at Grand Canyon | 11/19/2019 | * | 30:53 | 0-2 | .000 | 0-0 | .000 | 0-2 | .000 | 0 | 5 | 5 | 4.5 | 1 | 1 | 1 | 2 | 0 | 0 | 5.2 |
| Colo. Christian | 11/26/2019 | * | 20:00 | 4-7 | .571 | 0-0 | .000 | 0-1 | .000 | 3 | 7 | 10 | 5.3 | 3 | 0 | 0 | 0 | 0 | 8 | 5.6 |
| Green Bay | 11/30/2019 | * | 33:06 | 2-4 | .500 | 0-0 | .000 | 2-3 | .667 | 4 | 5 | 9 | 5.8 | 1 | 2 | 1 | 0 | 1 | 6 | 5.6 |
| South Dakota St. | 12/05/2019 | * | 32:35 | 0-2 | .000 | 0-0 | .000 | 1-3 | .333 | 3 | 12 | 15 | 6.8 | 1 | 3 | 1 | 1 | 0 | 1 | 5.1 |
| at North Dakota St. | 12/16/2019 | * | 21:19 | 0-1 | .000 | 0-0 | .000 | 0-0 | .000 | 0 | 5 | 5 | 6.6 | 2 | 0 | 0 | 0 | 0 | 0 | 4.6 |
| Totals | | | 10 273:24 | 20-45 | .444 | 0-0 | .000 | 6-17 | .353 | 17 | 49 | 66 | 6.6 | 17 | 9 | 7 | 6 | 3 | 46 | 4.6 |

Player Averages

| Games Played | Minutes/game | Points/game | FG Pct | 3FG Pct | FT Pct | Rebounds/game | Assists/game | Turnovers/game | Assist/Turnover ratio | Steals/game | Blocks/game |
|--------------|--------------|-------------|--------|---------|--------|---------------|--------------|----------------|-----------------------|-------------|-------------|
| 10 | 27.3 | 4.6 | 44.4 | 0.0 | 35.3 | 6.6 | 0.9 | 0.7 | 1.3 | 0.3 | 0.6 |

CAREER STATISTICS

| SEASON | TEAM | GP-GS | MIN/AVG | Field Goals | | 3-Point | | F-Throws | | Rebounds | | | | Scoring | | | | | | |
|--------------|------|--------------|------------------|----------------|-------------|------------|-------------|---------------|-------------|------------|------------|------------|------------|--------------|-----------|-----------|-----------|-----------|------------|------------|
| | | | | FG-FGA | FG% | 3FG-FGA | 3FG% | FT-FTA | FT% | OFF | DEF | TOT | AVG | PF-FO | AST | TO | BLK | STL | PTS | AVG |
| 2016-17 | MSU | 32-0 | 250/7.8 | 16-34 | .471 | 0-0 | .000 | 11-21 | .524 | 23 | 24 | 47 | 1.5 | 43-1 | 4 | 19 | 8 | 0 | 43 | 1.3 |
| 2018-19 | MSU | 32-32 | 748/23.4 | 92-160 | .575 | 0-0 | .000 | 73-110 | .664 | 64 | 97 | 161 | 5.0 | 80-3 | 23 | 45 | 16 | 14 | 257 | 8.0 |
| 2019-20 | MSU | 10-10 | 273/27.3 | 20-45 | .444 | 0-0 | .000 | 6-17 | .353 | 17 | 49 | 66 | 6.6 | 17-0 | 9 | 7 | 6 | 3 | 46 | 4.6 |
| TOTAL | | 74-42 | 1271/17.2 | 128-239 | .536 | 0-0 | .000 | 90-148 | .608 | 104 | 170 | 274 | 3.7 | 140-4 | 36 | 71 | 30 | 17 | 346 | 4.7 |

Background

- Recorded two double-doubles in course of sophomore season during the 2018-19 slate
- Played and started in all 32 games after redshirting during the 2017-18 season
- Helped lead Basha High School to a conference title in 2016
- Was named his team's Comeback Player of the Year as a senior after return from a season-ending injury as a junior

SINGLE GAME RECORDS - INDIVIDUAL

Points

| | | |
|-----|----|--|
| 1. | 44 | Tom Storm, vs. Portland State (1967) |
| 2. | 42 | Tyler Hall, vs. Milwaukee (12/5/16) |
| 2. | 42 | Greg Harris, vs. Portland State (1968) |
| 4. | 41 | Don Rae, vs. Montana (1964) |
| 5. | 40 | Kirk Rocheleau, vs. Gonzaga (1/11/74) |
| 5. | 40 | Jack Gillespie, vs. Montana (1968) |
| 5. | 40 | Larry Chanay, vs. Whitworth (1959) |
| 5. | 40 | Orland Ward, vs. Livingston Railway (1929) |
| 9. | 39 | Tom Domako, vs. Weber State (2/12/87) |
| 10. | 38 | Bill Brickhouse, vs. Idaho State (2/20/71) |
| 10. | 38 | Willie Weeks, vs. Idaho State (2/20/71) |
| 10. | 38 | Boyd DeTonancour, vs. Carroll (1945) |
| 13. | 37 | Tyler Hall, vs. Montana (2/25/17) |
| 13. | 37 | Danny Sprinkle, vs. Sac State (2/27/99) |
| 13. | 37 | Danny Sprinkle, vs. CSUN (2/4/99) |
| 13. | 37 | Tom Domako, vs. Weber State (2/20/88) |
| 13. | 37 | Larry Chanay, vs. Wash. St. (1960) |
| 18. | 36 | Tyler Hall, vs. Southern Utah (12/28/17) |
| 18. | 36 | Tyler Hall, vs. Southern Utah (12/31/15) |
| 18. | 36 | Jack Gillespie, vs. Texas (1966) |
| 18. | 36 | Larry Chanay, vs. Xavier (1959) |
| 22. | 35 | Marcus Colbert, vs. Omaha (12/6/15) |
| 22. | 35 | Alonzo Stephens, vs. Nevada (1/19/89) |
| 22. | 35 | Jack Gillespie, vs. Montana (1968) |
| 22. | 35 | Don Rae, vs. Seattle (1965) |
| 22. | 35 | John Bryant, vs. Tennessee State (1962) |
| 27. | 34 | Harald Frey, at Utah State (11/5/19) |
| 27. | 34 | Tyler Hall, vs. Sac State (3/7/19) |
| 27. | 34 | Carlos Taylor, vs. Sac State (1/10/08) |
| 27. | 34 | Carlos Taylor, vs. Montana (1/5/08) |
| 27. | 34 | Johnny Perkins, vs. Idaho State (2/4/92) |
| 32. | 33 | Tyler Hall, vs. Southern Utah (3/7/17) |
| 32. | 33 | Tyler Hall, vs. Idaho (1/7/17) |
| 32. | 33 | Tyler Hall, vs. Eastern Wash. (1/5/17) |
| 32. | 33 | Tom Domako, vs. Idaho (3/5/88) |
| 32. | 33 | Larry Chanay, vs. Regis (196) |
| 37. | 32 | Harald Frey, vs. Southern Utah (3/4/19) |
| 37. | 32 | Tyler Hall, vs. Portland State (1/3/18) |
| 37. | 32 | Tyler Hall, vs. SEMO (11/23/17) |
| 37. | 32 | Tyler Hall, vs. UM Western (11/15/17) |
| 37. | 32 | Tyler Hall, vs. South Dakota (12/18/16) |
| 37. | 32 | Tyler Hall, vs. Washington St. (11/11/16) |
| 37. | 32 | Michael Dison, vs. UT Arlington (11/28/14) |
| 37. | 32 | Nate Holmstadt, vs. CSUN (2/7/98) |
| 37. | 32 | Danny Sprinkle, vs. Idaho State (1/31/98) |
| 37. | 32 | Nate Holmstadt, vs. Rocky Mtn. (12/5/96) |
| 37. | 32 | Alonzo Stephens, vs. Northern Illinois (12/3/88) |
| 37. | 32 | Larry Chanay, vs. Oregon (1959) |
| 49. | 31 | Harald Frey, vs. Idaho State (1/26/19) |
| 49. | 31 | Harald Frey, vs. Washington St. (12/9/18) |
| 49. | 31 | Carlos Taylor, vs. Portland State (2/2/08) |
| 49. | 31 | Quadre Lollis, vs. Weber State (2/10/96) |
| 49. | 31 | Tom Domako, vs. BYU (11/27/87) |

Field Goals

| | | |
|-----|----|--|
| 1. | 18 | Bill Brickhouse, vs. Idaho State (2/20/71) |
| 2. | 17 | Tom Storm, vs. Portland State (1967) |
| 3. | 16 | Nate Holmstadt, vs. Carroll (12/5/98) |
| 4. | 15 | Nate Holmstadt, vs. Portland St. (2/21/98) |
| 4. | 15 | Nate Holmstadt, vs. CSUN (2/7/98) |
| 4. | 15 | Tom Domako, vs. Weber State (2/20/88) |
| 4. | 15 | Tom Domako, vs. Nevada (2/13/88) |
| 4. | 15 | Tom Domako, vs. Weber State (2/12/87) |
| 4. | 15 | Kral Ferch, vs. Weber State (2/14/86) |
| 10. | 14 | Eight players tied |

Field Goal Attempts

| | | |
|----|----|---|
| 1. | 36 | Tom Storm, vs. Portland State (1967) |
| 2. | 28 | Tom Domako, vs. Weber State (2/20/88) |
| 3. | 27 | Tyler Hall, vs. Southern Utah (3/7/17) |
| 4. | 26 | Bobby Howard, vs. Sac State (2/13/11) |
| 4. | 26 | Tom Domako, vs. Nevada (2/13/88) |
| 6. | 24 | Alonzo Stephens, vs. Nevada (1/19/89) |
| 6. | 24 | Tom Domako, vs. Montana (3/10/88) |
| 6. | 24 | Tom Domako, vs. Evansville (12/1/86) |
| 6. | 24 | Tom Domako, vs. E. Montana (12/13/86) |
| 6. | 24 | Harry Heinekin, vs. Boise State (2/21/81) |
| 6. | 24 | John Maclin, vs. Nevada (1/30/82) |

Field Goal Percentage (min. 8 att.)

| | | |
|----|-------|---|
| 1. | 13-13 | Calvin Ento, vs. Dickinson St. (12/10/02) |
| 1. | 13-13 | Doug Hashley, vs. Idaho State (2/5/82) |
| 3. | 9-9 | Doug Hashley, vs. Nevada (2/5/81) |

3-Point Field Goals

| | | |
|----|---|--|
| 1. | 9 | Danny Sprinkle, vs. Sac State (2/4/91) |
| 2. | 8 | Tom Domako, vs. BYU (11/27/87) |
| 2. | 8 | Tyler Hall, vs. Sac State (3/7/19) |
| 2. | 8 | Tyler Hall, vs. Southern Utah (12/28/17) |
| 2. | 8 | Tyler Hall, vs. SEMO (11/23/17) |
| 2. | 8 | Tyler Hall, vs. Northern Arizona (2/11/16) |
| 7. | 7 | Tyler Hall vs. Arkansas (11/21/18) |
| 7. | 7 | Tyler Hall vs. Colorado State (11/14/18) |
| 7. | 7 | Tyler Hall vs. Southern Utah (3/7/17) |
| 7. | 7 | Alonzo Stephens, vs. Nevada (1/19/89) |
| 7. | 7 | Alonzo Stephens, vs. La. Tech (12/10/88) |
| 7. | 7 | Alonzo Stephens, vs. Pepperdine (11/28/88) |
| 7. | 7 | Michael Dison, vs. UT Arlington (11/28/14) |
| 7. | 7 | Steph Holm, vs. UT Arlington (11/28/14) |
| 7. | 7 | Pete Conway, vs. SC State (12/29/02) |
| 7. | 7 | Danny Sprinkle, vs. Weber State (3/9/96) |
| 7. | 7 | Willard Dean, vs. St. Louis (12/14/91) |
| 7. | 7 | Tom Domako, vs. Montana (3/1/86) |

3-Point Field Goal Attempts

| | | |
|----|----|--|
| 1. | 19 | Tyler Hall, vs. Sac State (3/7/19) |
| 2. | 18 | Tyler Hall, vs. Southern Utah (3/7/17) |
| 3. | 16 | Tyler Hall, vs. Colorado State (11/14/18) |
| 3. | 16 | Tom Domako, vs. BYU (11/27/87) |
| 5. | 15 | Tyler Hall, vs. SEMO (11/23/17) |
| 5. | 15 | Danny Sprinkle, vs. Sac State (2/4/99) |
| 7. | 14 | Harald Frey, vs. Northern Arizona (3/2/19) |
| 7. | 14 | Tyler Hall, vs. Southern Utah (12/28/17) |
| 9. | 13 | Tyler Hall, vs. Omaha (12/21/17) |
| 9. | 13 | Johnny Mack, vs. Boise State (2/29/92) |
| 9. | 13 | Alonzo Stephens, vs. Montana (2/3/90) |

3-Point Field Goal Percentage (min. 5 att.)

| | | |
|----|-------|--|
| 1. | 1.000 | Justin Brown, vs. Oklahoma (2000) |
| 1. | 1.000 | Sam Neumann, vs. Northern Ariz. (2/11/16) |
| 3. | .875 | Michael Dison, vs. UT Arlington (11/28/14) |

Free Throws

| | | |
|-----|----|---|
| 1. | 20 | Larry Chaney, vs. Oregon (1960) |
| 2. | 15 | Mick Durham, vs. Nevada (1980) |
| 3. | 13 | Ja'Ron Jefferson, vs. EWU |
| 3. | 13 | Tony Hampton, vs. LMU (1/3/86) |
| 5. | 12 | Jamie Stewart, vs. San Jose St. (12/1/12) |
| 5. | 12 | Will Bynum, vs. Montana (2/27/10) |
| 5. | 12 | Nick Dissly, vs. Great Falls (12/18/06) |
| 5. | 12 | Mike Fellows, vs. La. Tech (12/10/88) |
| 5. | 12 | Chris Brazier, vs. Weber State (2/23/84) |
| 10. | 11 | Harald Frey, vs. Southern Utah (3/4/19) |
| 10. | 11 | Harald Frey, vs. Omaha (11/10/17) |
| 10. | 11 | Quadre Lollis, vs. Idaho (2/29/96) |
| 10. | 11 | Quadre Lollis, vs. EWU (3/2/96) |
| 10. | 11 | Carlos Taylor, vs. Sac State (1/10/08) |
| 10. | 11 | Nick Dissly, vs. Colorado State (1/5/04) |
| 10. | 11 | Bo Segeberg, vs. Jacksonville (12/7/02) |

Free Throw Attempts

| | | |
|-----|----|---|
| 1. | 27 | Larry Chaney, vs. Oregon (1960) |
| 2. | 17 | Will Bynum, vs. Montana (2/27/10) |
| 2. | 17 | Mike Fellows, vs. La Tech (12/10/88) |
| 2. | 17 | Mick Durham, vs. Nevada (1980) |
| 5. | 15 | Tony Hampton, vs. LMU (1/3/86) |
| 6. | 14 | Will Bynum, vs. Portland State (2/1/09) |
| 6. | 14 | Nick Dissly, vs. Colorado State (1/5/04) |
| 6. | 14 | Nate Holmstadt, vs. Weber State (2/14/97) |
| 6. | 14 | Chris Brazier, vs. Weber State (2/27/84) |
| 10. | 13 | Jamie Stewart, vs. San Jose St. (12/1/12) |
| 10. | 13 | Xavier Blount, vs. UC Riverside (12/11/11) |
| 10. | 13 | Shawn Reid, vs. Northern Colo. (2/10/11) |
| 10. | 13 | Nick Dissly, vs. Great Falls (12/18/06) |
| 10. | 13 | Ted Morris, vs. UC Santa Barbara (11/13/06) |
| 10. | 13 | Al Beye, vs. Sacramento State (2/27/06) |
| 10. | 13 | Marvin Moss, vs. Denver (12/22/05) |
| 10. | 13 | Casey Reynolds, vs. Montana (1/25/03) |

Free Throw Percentage (min. 10 att.)

| | | |
|----|-------|--|
| 1. | 11-11 | Harald Frey, vs. Omaha (11/10/17) |
| 2. | 10-10 | Tyler Hall, vs. Portland State (1/3/19) |
| 2. | 10-10 | Harald Frey, vs. Montana (2/23/19) |
| 2. | 10-10 | Danny Sprinkle, vs. Idaho State (1/31/98) |
| 2. | 10-10 | Nate Holmstadt, vs. Ohio (12/6/97) |
| 2. | 10-10 | Nico Harrison, vs. Montana (2/5/94) |
| 2. | 10-10 | Alonzo Stephens, vs. McNeese State (12/9/89) |
| 2. | 10-10 | Tom Domako, vs. Alabama (12/19/87) |

Rebounds

| | | |
|----|----|--|
| 1. | 24 | Doug Hashley, vs. Nevada (2/26/82) |
| 2. | 23 | Jack Gillespie, vs. Idaho (1968) |
| 3. | 21 | Doug Hashley, vs. Nevada (1/30/82) |
| 4. | 18 | Quadre Lollis, vs. Weber State (2/10/96) |
| 4. | 18 | Art Menefee, vs. EWU (2/15/92) |
| 6. | 17 | Quadre Lollis, vs. Southern Utah (12/16/95) |
| 6. | 17 | Quadre Lollis, vs. Idaho (2/29/96) |
| 6. | 17 | Tom Domako, vs. Indiana (11/29/86) |
| 9. | 16 | Quadre Lollis, vs. Idaho State (2/24/96) |
| 9. | 16 | Quadre Lollis, vs. Weber State (1/12/96) |
| 9. | 16 | Tryg Johnson, vs. UW Superior (11/26/83) |
| 9. | 16 | Doug Hashley, vs. Nevada (1/10/81) |
| 9. | 16 | Doug Hashley, vs. St. Cloud State (12/28/80) |
| 9. | 16 | Doug Hashley, vs. Northern Iowa (12/20/80) |

Assists

| | | |
|----|----|---|
| 1. | 16 | Craig Finberg, vs. St Joe's (12/21/77) |
| 1. | 16 | Paul Kinne, vs. Portland State (1977) |
| 3. | 15 | Johnny Perkins, Northern Ariz. (3/5/92) |
| 4. | 13 | Scott Hatler, vs. Texas Tech (12/27/92) |
| 4. | 13 | Tony Hampton, vs. Montana (3/1/86) |
| 6. | 12 | Scott Hatler, vs. Weber State (2/10/96) |
| 6. | 12 | Mike Elliott, vs. Chadron State (1/4/95) |
| 6. | 12 | Scott Hatler, vs. Weber State (3/11/93) |
| 6. | 12 | Brian Elve, vs. Southern Utah (3/3/90) |
| 6. | 12 | Chris Conway, vs. Northern Ariz. (2/11/88) |
| 6. | 12 | Scott McDonald, vs. Central Mich (12/29/73) |
| 6. | 12 | Brian Elve, vs. Southern Utah (3/3/90) |

Steals

| | | |
|----|---|---|
| 1. | 8 | Chris Conway, vs. La Tech (12/3/87) |
| 2. | 7 | Antonio Biglow, vs. Northern Ariz. (3/7/13) |
| 2. | 7 | Will Bynum, vs. Portland State (2/1/09) |
| 2. | 7 | Kwesi Coleman, vs. Southern Utah (12/21/91) |
| 2. | 7 | Alonzo Stephens, vs. Northern Ariz. (1990) |
| 2. | 7 | Antonio Biglow, vs. Northern Ariz. (3/7/13) |
| 8. | 6 | 17 players tied |

Blocks

| | | |
|----|---|--|
| 1. | 7 | Divaldo Mbunga, vs. Sac State (1/8/09) |
| 1. | 7 | Divaldo Mbunga, vs. CSU Fullerton (12/22/08) |
| 1. | 7 | Dewey Michaels, vs. Weber State (2/11/95) |
| 4. | 6 | Eric Norman, vs. Montana (1/17/15) |
| 4. | 6 | Eric Norman, vs. UT Arlington (11/28/14) |
| 4. | 6 | Adrian Zamora, vs. Portland State (2/3/07) |
| 4. | 6 | Al Beye, vs. Portland State (2/23/06) |
| 4. | 6 | Al Beye, vs. Idaho State (1/7/05) |
| 4. | 6 | Dewey Michaels, vs. Montana (3/10/05) |
| 4. | 6 | Tryg Johnson, vs. Boise State (2/8/85) |
| 4. | 6 | Bill Krieger, vs. Idaho State (1/12/80) |

SINGLE GAME RECORDS - TEAM

Points

1. 123 Chadron State (1/4/94)
2. 123 Rocky Mountain (11/28/90)
3. 121 Alcorn State (12/22/95)
3. 121 Cal Poly Pomona (12/27/86)
5. 116 Livingston Railway (1930)
6. 114 at Weber State (2/14/86)
7. 113 Nevada (1/10/87)
7. 113 Wisconsin-Superior (11/26/83)
9. 112 Western State (12/28/89)
10. 111 St. Joseph's (12/21/75)
10. 111 at Northern Arizona (2/27/75)
10. 111 Northern New Mexico (11/13/11)

Field Goals (Since 2001)

1. 59 Alcorn State (12/22/95)
2. 46 Northern New Mexico (11/13/11)
3. 44 Walla Walla (12/7/13)
4. 41 Southwestern Christian (12/19/13)
- 41 Idaho State (1/26/19)
6. 39 Northwest Indian (12/29/12)
- 39 Northern New Mexico (12/29/09)
8. 38 Montana Western (11/15/17)
- 38 Willamette (12/7/11)
10. 37 Bethesda (11/29/17)
- 37 at Idaho State (2/2/06)

Field Goal Attempts (Since 2001)

1. 98 Portland (1967)
2. 75 Central Michigan (12/21/16)
- 75 at Washington State (11/11/16)
- 75 at Northern Arizona (12/30/17)
5. 74 Wisconsin-Green Bay (12/11/04)
6. 73 vs. Omaha (11/10/17)
- 73 Weber State (3/3/18)
8. 72 Northwest Indian (12/29/12)
- 72 Northern New Mexico (11/13/11)
10. 70 Multiple

Field Goal Percentage (Since 2001)

1. .678 Weber State (1986, 40-59)
2. .639 Northern New Mexico (11/13/11)
3. .638 at Eastern Washington (1/12/02)
4. .629 Walla Walla (12/7/13)
5. .621 Southwest Christian (12/19/13)
6. .609 Idaho (2/18/06)
7. .596 at Idaho State (3/2/17)
8. .594 at Idaho State (2/2/06)
9. .593 Northern Arizona (1/22/05)
10. .587 Weber State (1/19/02)

3-Point Field Goals

1. 25 Northern Arizona (2/11/16)
2. 18 Southern Utah (3/7/17)
2. 18 Delaware State (11/26/16)
2. 18 UT Arlington (11/28/14)
2. 18 South Dakota Mines (12/3/14)
6. 16 vs. Washington State (12/9/18)
6. 16 at Omaha (12/10/16)
8. 15 Montana Western (11/15/17)
8. 15 Omaha (12/6/15)
8. 15 Great Falls (2007)

3-Point Field Goal Attempts

1. 49 Southern Utah (3/7/17)
2. 43 Northern Arizona (2/11/16)
3. 41 at Omaha (12/10/16)
4. 35 Delaware State (11/26/16)
4. 35 Central Michigan (12/21/16)
4. 35 Sacramento State (1999)

3-Point Percentage (min. 5 att.)

1. .753 North Texas (1989, 11-15)

Free Throws

1. 36 Montana (1980)

Free Throw Attempts

1. 56 Nevada (2001)

Free Throw Percentage (min. 10 att.)

1. 1.000 Wyoming (2000, 25-25)

Rebounds

1. 68 at Idaho State (1/26/89)
2. 62 Wisconsin-Superior (11/26/83)
3. 58 at TCU (1/7/96)
4. 57 Mississippi Valley State (12/29/97)
5. 56 Southern Utah (3/7/17)
5. 56 Texas Southern (12/29/90)
5. 56 Rocky Mountain (11/28/90)
8. 54 Sacramento State (2/4/99)
8. 54 Chadron State (1/9/93)
10. 53 at Portland State (1/21/17)
10. 53 Willamette (12/7/11)

Assists

1. 38 Chadron State (1/4/95)
2. 35 Weber State (1977)
3. 34 Idaho State (1/5/98)
3. 34 Cal Poly Pomona (12/27/86)
5. 33 Eastern Washington (12/5/86)
6. 32 Alcorn State (12/22/95)
6. 32 Western Montana (12/3/94)
8. 31 Mississippi Valley State (12/29/97)
8. 31 Simon Fraser (11/8/97)
8. 31 Rocky Mountain (11/28/90)

Steals

1. 18 Montana Tech (12/6/12)
1. 18 Western State (12/28/89)
3. 17 Eastern Washington (1/4/01)
3. 17 Western Montana (1/4/01)
3. 17 Weber State (1/9/88)
6. 16 Northern New Mexico (12/12/09)
6. 16 Weber State (1/15/04)
8. 15 Rocky Mountain (11/9/19)
8. 15 Evergreen State (12/28/07)
8. 15 Southern Cal. College (11/22/97)
8. 15 Alcorn State (12/29/95)
8. 15 St. Martin's (11/25/89)
8. 15 Stephen F. Austin (12/4/89)
8. 15 Warner Pacific (12/30/86)

Blocks

1. 12 Sacramento State (1/8/09)
2. 11 South Dakota Mines (12/3/14)
3. 9 Idaho State (1/26/89)
4. 8 Sacramento State (1/10/08)
4. 8 Portland State (2/24/05)
4. 8 Northern Arizona (1/22/05)
4. 8 Idaho State (1/7/05)
4. 8 Nevada (3/4/89)
9. 7 Nine times

Records available since 1980-81 season

RADIO & TV ROSTER



0 Zeke Quinlan
F | 6-8 | 220 | So.
Portland, Ore.




1 Xavier Bishop
G | 5-8 | 155 | Sr.
Springfield, Ill.



2 Quentin Guliford
F | 6-6 | 200 | So.
Peoria, Ariz.



3 Finn Fleute
F | 6-9 | 235 | Fr.
Essen, Germany



4 Amin Adamu
G | 6-4 | 190 | Jr.
London, England




5 Harald Frey
G | 6-2 | 180 | Sr.
Oslo, Norway



10 Caleb Bellach
G | 6-5 | 190 | Fr.
Manhattan, Mont.



11 Ladan Ricketts
G | 6-5 | 180 | Sr.
Livingston, Mont.



12 Gavin Gundlach
G | 5-11 | 160 | Jr.
Miles City, Mont.



13 Jubrile Belo
F | 6-9 | 240 | So.
London, England



15 Mychael Paulo
G | 6-4 | 160 | Jr.
Toronto, Ontario



22 Brent Finn
G | 6-1 | 180 | Sr.
Big Timber, Mont.



23 Borja Fernandez
F | 6-7 | 245 | Fr.
Bilbao, Spain



24 Zach Hobbs
G | 6-5 | 195 | Fr.
Mesa, Ariz.



31 Devin Kirby
F | 6-11 | 210 | Jr.
Chandler, Ariz.



Danny Sprinkle
Head Coach (1st year)
Montana State, 2000



Chris Haslam
Assistant Coach (7th year)
Wyoming, 1997



Shawn Dirden
Assistant Coach (1st year)
Idaho, 1997



Dan Russell
Assistant Coach (1st year)
Wyoming, 2010



Luke Fennelly
Operations Director (7th year)
Oregon, 2012