

# montana state football 2012



# 2012 Bobcat Football

## Quick Facts

### MONTANA STATE UNIVERSITY

Name (Founded) ..... Montana State University (1893)  
 Location ..... Bozeman, MT  
 Enrollment..... 13,500  
 President.....Dr. Waded Cruzado  
 Athletic Director .... Peter Fields (Maine-Presque Isle/'79)

### ATHLETIC MEDIA RELATIONS

Assistant AD, Media Relations/FB Contact ...Bill Lamberty  
 Office/Cell Phone..... 406/994-5133, 406/580-6781  
 E-mail Address.....blamberty@msubobcats.com  
 Sports Information Director..... Tom Schulz  
 Office/Cell Phone..... 406/994-5130, 406/580-6786  
 E-mail Address..... tschulz@msubobcats.com  
 Assistant Director/New Media..... Leslie Masterpaul  
 Office Phone.....406/994-5349  
 E-mail Address..... leslie.masterpaul@msubobcats.com  
 Athletics Fax Number .....406/994-2278  
 Web Site ..... www.msubobcats.com

### TEAM INFORMATION

Affiliation/Conference .....NCAA DI FCS/Big Sky  
 Nickname ..... Bobcats  
 Colors.....Blue, gold  
 Stadium .....Bobcat Stadium  
 Capacity ..... 17,777  
 Turf.....FieldTurf  
 Primary Offense/Defense..... One-back/4-3

### COACHING AND SUPPORT STAFF

Rob Ash (Cornell, Ia., '69)..... HEAD COACH  
*Overall Record: 215-119-5, 32 yrs at MSU: 39-20, 5 yrs*  
 Jamie Marshall (Drake '99) ..... Def. Coord. (6th)  
 Kevin McGiven (Utah Valley '01).. Off. Coord./QBs (1st)  
 Jason McEndoo (Wash. St. '98)..... Offensive Line (10th)  
 Toby Neinas (Missouri '95).....Secondary (1st)  
 Brian Von Bergen (Illinois '92).....Receivers (4th)  
 Demo Odems (Iowa '96) ..... Running Backs (1st)  
 Erik Link (Drake '03) ..... Tight Ends (2nd)  
 Bo Beck (Colorado St. '02) ..Def. Line/Recr. Coord. (6th)  
 Kane Ioane (MSU '05).....Linebackers (8th)  
 Brandon North (SFA '03).....Secondary Asst. (2nd)

Mandy Patriarche ..... Office Coordinator  
 Garrett Becker ..... Video Coordinator  
 Rob Higgs ..... Athletic Trainer  
 Scott Gifford ..... Equipment Manager



### 2011 REVIEW

Record Overall/Conference ..... 10-3/7-1, T1st  
 # Weeks Ranked..... 15  
 Final Ranking.....7/7  
 FCS Playoffs.....26-15 vs. UNH, 13-49 vs. SHSU

### 2011 RESULTS

S1	at Utah	L, 10-27	45,311
S10	UC Davis	W, 38-14	18,487
S17	Minot State	W, 43-7	16,507
S24	*at #21 Eastern Wash.	W, 36-21	10,422
O1	*#25 Sacramento State	W, 31-21	18,847
O8	*at Portland State	W, 38-36	9,054
O15	*Northern Arizona	W, 41-24	17,527
O22	*at Northern Colorado	W, 31-21	5,301
O29	*Idaho State	W, 54-13	16,517
N5	*at Weber State	W, 44-24	6,505
N19	*#6 Montana	L, 10-36	20,247
D3	#8 New Hampshire	W, 26-25	11,367
D10	at #1 Sam Houston State	L, 13-49	9,077

### 2012 SCHEDULE (Mountain time unless noted)

A30	Chadron State (Gold Rush)	7:05 pm
S8	at Drake	6 pm CT/5 pm MT
S15	Stephen F. Austin (Hall of Fame)	1:35 pm
S22	*Northern Colo. (Homecoming)	2:05 pm
S29	*at Southern Utah	1:35 pm
O6	*at UC Davis	4:05 pm PT/5:05 pm MT
O13	*Eastern Wash. (Family Wkd)	1:35 pm
O27	*North Dakota	2:05 pm
N3	*at Sacramento State	4:05 pm PT/5:05 pm MT
N10	*Portland State	1:35 pm
N17	*at Montana	1:35 pm

### 2012 PERSONNEL BREAKDOWN

Starters Returning: Offensive/Defensive/ST ..... 7/8/1  
 Offensive Lettermen Returning/Lost ..... 19/12  
 Defensive Lettermen Returning/Lost..... 25/4



# 2012 Bobcat Football Almanac - Outlook

## The New Digs

When Montana State stormed out of the home team clubhouse to the approving roar of nearly 19,000 Bobcat fans last Septmeber 10, a new era in Montana State football began.

The Bobcats christened the newest iteration of Bobcat Stadium that day with a 38-14 win over future Big Sky rival UC Davis in front of the largest crowd in school history. The Sonny Holland Zone stadium expansion project, initiated just more than a year earlier, culminated in a modern and beautifully simple design that gives Montana State among the finest football stadiums in the FCS.

While the team's new surroundings stole headlines early in the season, its play became the story as the fall progressed. The Bobcats strung together nine straight wins at one point, finishing with a 10-3 straight season. The team's 10

record and a share of the Big Sky Conference title for the second wins marked the most at MSU since the 1984 National Champions won 12.

The newly-renovated Bobcat Stadium is a far cry from Montana State's modest football beginnings, although in a contemporary context Bobcat football has always enjoyed outstanding facilities. After playing at the Fairgrounds in the 19th century Montana State football moved to a field on the north end of campus, then in 1930 dedicated Gatton Field to Bobcat great and World War I casualty Cyrus Gatton.

After four decades playing on the current site of MSU's physical education complex, across the street from Romney Gym, the Cats played in 1972 at Bozeman High's Van Winkle Stadium, moving to the Stadium's current site across Kagy Boulevard into the Reno H. Sales Stadium the next season.

Bobcat Football's 38 years at 11th and Kagy have provided MSU fans a lot of thrills. The team has won 10 Big Sky crowns at its current location, and the program's leading rusher, passer, receiver and tackler all called that site home.



Bobcat legends Max Worthington, Tom Parac and Sonny Holland check out the result of the '98 renovations.

In 1998, MSU's home field was renamed Bobcat Stadium after extensive renovations that completely replaced the west (press box side) grandstands. The addition of 32 sky suites and a new press box, along with team houses in the north end zone modernized the aging facility, and created recruiting and competitive boosts that led to Big Sky Championships in 2002, 2003 and 2005.

## Table of Contents

Media Information .....	2
Outlook .....	3-9
Position Capsules.....	10-12
Notebook.....	13
Roster .....	14-15
Depth Chart .....	15
Coaches .....	17-21
Players .....	23-43

## Quick Facts

### 2012 PERSONNEL BREAKDOWN

Starters Returning: Offensive/Defensive/ST	7/8/1
Offensive Lettermen Returning/Lost.....	19/12
Defensive Lettermen Returning/Lost.....	25/4
Specialists Returning/Lost.....	2/1

### OFFENSIVE STARTERS RETURNING

Tanner Bleskin, WR	6-3/219/Jr	1,635 career rec yds
Orenzo Davis, RB ('10)	5-9/185/Sr	1,126 rush yds '10
Steven Foster, OT	6-5/268/Sr	2011 starter at TE
Cody Kirk, RB	5-10/208/Jr	1,377 rush yds 2011
Everett Gilbert, WR	5-9/197/Sr	2,538 career all-purp. yds
DeNarius McGhee, QB	6-0/210/Jr	2010 Big Sky Off. MVP
Shaun Sampson, C	6-0/268/Sr	Three-year starter

### DEFENSIVE STARTERS RETURNING

Steven Bethley, S	5-11/219/Jr	42 TT, 5.0 TL in '10
Joel Fuller, S	6-0/199/Sr	Two-year starter
Sean Gords, CB	5-10/188/Jr	Two-year starter
Darius Jones, CB	5-10/175/Sr	8 PB, 1 Int in '11
Zach Minter, DT	6-1/297/Sr	2011 All-America
Na'a Moeakiola, LB	5-11/217/Jr	3 '11 interceptions
Jody Owens, LB	6-0/218/Sr	2011 All-America
Caleb Schreiber, DE	6-3/249/Sr	7 sacks, 11 TL in '11

### SPECIALISTS RETURNING

Rory Perez, P	6-3/179/Jr	2-year starter
Donny Tudahl, LS	5-11/245/Jr	2-year starter

## Credits

The 2012 Bobcat Football Guide was written by MSU Sports Information Director Bill Lambert, designed by Alexandra Hamilton, and proofed by Tom Stuber. Photography by Dean Hendrickson, Tina Haines, and Mark MacLeod.



Kevin Frey

# MONTANA STATE UNIVERSITY: Best of the Best



## Rob Ash - Liberty Mutual FCS Coach of the Year



- ◆ With 29 wins at Montana State, Rob Ash is fourth on the school's all-time wins list but is only eight from the school record of 47 held by Sonny Holland
- ◆ Rob Ash is already the career wins leader at Juniata and Drake
- ◆ Led Montana State to Big Sky Championships in 2010 and 2011
- ◆ Bobcat Football compiles more than 800 community service hours every season
- ◆ Rob Ash served as President of the American Football Coaches Association in 2011



## Jason McEndoo - AFCA Assistant Coach of the Year

- ◆ Entering his 10th season at Montana State, Jason McEndoo has coached nine First Team All-Big Sky players and seven All-Americans
- ◆ The 2012 season marks the ninth time at least one of McEndoo's offensive linemen has served as a team captain
- ◆ A former Pac 10 and NFL player



## Peter Fields - NACDA Division I FCS West Region AD of the Year

- ◆ Montana State has won five conference football championships during his 10 years as Director of Athletics, and five Big Sky titles in other sports
- ◆ Montana State has won Big Sky titles in football, track, tennis and women's basketball since Fields was hired at MSU
- ◆ Has served as President of FCS Athletic Directors and College Athletics Business Management Association during his career, in which he has worked at Toledo, Kent State, and Missouri



- ◆ Named College Athletics Business Management Manager of the Year in 2004, and serves on numerous NCAA and Big Sky committees

# Back-to-Back Big Sky Champs!

In the changing landscape of the Big Sky Conference, with the league welcoming four new football members for the 2012 season, Montana State enjoys a feeling of stability. The Bobcats have shared two straight league titles, improving the team's record in four straight seasons. Rock-solid defense and an explosive, creative offensive attack stand as program hallmarks.



DeNarius McGhee riding the wave after the playoff win over New Hampshire

Elvis Akpla's stunning one-handed catch at Sam Houston State became an instant YouTube sensation, and capped a sensational senior season. He earned All-Big Sky and All-America honors, setting MSU's all-time receiving yards record. Akpla was an unquestioned team leader on the field and in the classroom, pursuing his twin dreams of medical school and the NFL.



Elvis Akpla  
(by Kelly Gorham)

Kruiz Siewing's touchdown catch against UC Davis perfectly captures the beauty of Bobcat football - a small-town Montanan (from Saco) saluting and reveling in a salute from his peers in the MSU student body, who packed the new Sonny Holland Zone throughout the season.



Returning All-Americans Jody Owens (left) and Zach Minter (right), close the vise on New Hampshire as departing senior Clay Bignell looks on

## SATURDAY IS FOR FOOTBALL

It's hard to tell, in the moment, when a college football operation passes from good team to good program, and to the ultimate goal of championship program. Back-to-back Big Sky Championships attest to the fact



that Montana State Football has made that transition, and 20,000 Bobcat die-hards stand prepared to testify each Saturday in the fall. Saturday is for football in pigskin-crazed Montana. MSU fans arrive at Bobcat Stadium early, often before sunrise, to launch the school's renowned game-day tailgating, and often stay until after dark. Inside Bobcat Stadium, MSU annually finishes among the nation's leaders in attendance. Nowhere in college football does college football fill a town with excitement more than in Bozeman, Montana.

## Bobcat Title Timeline

Montana State's football tradition reaches across the centuries, but since World War II the Bobcat program has produced excellence on the field and beyond.



Montana State finished the season with a 4-0 mark in the Rocky Mountain Conference, and although it fell one game short of qualifying for a league championship the Bobcats enjoyed their best conference season in the league's configuration that included Colorado, Utah, BYU and Wyoming

1926

Posting a 1-1-1 mark against conference rivals, Montana State claimed its first league crown

1938



Montana State unveiled the 'T' formation for the first time in the school's annals, and behind quarterback Gene Bourdet clinched the RMC title with a season-ending win at Colorado Mines

1946

In spite of non-league losses to Oregon, BYU and Hawaii, the Gridcats rolled over their only two league rivals. Although Rocky Mountain officials initially ruled that the league title was unclaimed because no team played enough games, the RMC currently lists the Bobcats as 1947 champions

1947

# SATURDAY IS FOR FOOTBALL

## 2012 Montana State

Rob Ash watches his team during preseason camp. He supervises a 6 am off-season workout in the dead of winter, or quietly observes a spring lifting session. And every once in a while what he's looking at hits him.

"When you look at our guys as they walk onto the field, we have players with good frames, guys that are physically thicker, stronger guys," Ash says. "We have good veterans, returning All-America and all-conference players, and we have young guys challenging for playing time."

Then he pauses. "We have some depth, as good as we've had since we've been here," Ash says. "We have good players in each class at almost every position. That isn't to say that we don't have some positions that are thin, but overall I like our depth. I like our talent. I like this team."

Most coaches like their team in May, but Ash's words carry meaning imbued from four decades coaching college football. His thoughts are strengthened by back-to-back Big Sky Championships, and reinforced by his status as the reigning Liberty Mutual FCS Coach of the Year. So praise from Rob Ash for his team must be considered.

But Ash's analysis looks beyond the number of returning starters and a lettermen returning/lost line on a facts sheet. "I like the

demeanor of this team," Ash says, "the attitude, the work ethic. This group of guys likes practicing, they want to get better. The whole mentality, the continuity of the team, those are very good. I



All-Big Sky running back Cody Kirk

saw a lot of positives during the spring."

Those positives are easy to find entering 2012. MSU's offense returns starting quarterback DeNarius McGhee, with two conference titles and nearly 6,000 passing yards in his hip pocket, along with two running backs with 1,000-yard seasons on their resumes in Cody Kirk and Orenzo Davis. On defense, the three positions which lose full-time starters – nose tackle, defensive end, and middle linebacker – may each be manned by players who have started at least one game at MSU.

The wealth of experience boasted by this year's Bobcat team makes the 2011 season's unsatisfying finish – MSU lost a quarterfinal playoff game at eventual national runnerup

Sam Houston State – seem more like the final words of a chapter than the closing of a book. The Cats strung together nine straight wins at one point in 2011, and improved the team's record for the fourth straight season, pushing the needle going forward into full-fledged optimism.

"Overall," Ash says of his program, "there are a lot of positives."

But with those positives come expectations, and Ash knows college football players are not commodities to be manipulated and replaced but human resources to be developed and, ultimately, appreciated and enjoyed. "This is an important season for us because of the players we have in our program right now," Ash says. "We have a window of opportunity with the upperclassmen like Zach (Minter) and Jody (Owens) and Darius (Jones) and Shaun (Sampson), and other important veterans such as DeNarius (McGhee) and Cody Kirk. We want to help these guys who have meant so much to this program take advantage of that."

## OFFENSE

### "You have to have a quarterback"

And the Bobcats do.

Although it's easy to classify DeNarius McGhee's 2011 season as somehow dissimilar to his spectacular freshman campaign the season before, a look at the two seasons together largely dispels that notion, and moves Montana State's junior signal caller into an elite category.

Through the first 25 games of his college career, all starts, McGhee has thrown for 5,962 yards and has 6,483 career yards of total offense puts him on a track to challenge MSU's school re-



1954 team captains Tom Parac and Bill Roney

The 1956 Bobcat national champions



Led by a bruising line, anchored by all-league picks Ron Warzeka and Ray Schoessler, MSC rolled up an 8-1 record and a Rocky Mountain title

Montana State wins Rocky Mountain Conference title in its last year in that league, and after a tie in the first ever NAIA National Championship game, the Aluminum Bowl, earns school's first national championship

Bobcats claim first Big Sky Championship in league's second season



"Iron Tumbleweed" Don Hass

Don Hass, MSU's legendary Iron Tumbleweed, rushed for 1,460 yards to lead MSU to a Big Sky title

Twice was nice in 1967, as MSU ran to a second straight Big Sky title on the strength of All-America tailback Don Hass' second straight 1,000-yard rushing season

1954

1956

1964

1966

1967



Preseason All-America DeNarius McGhee

cord of 12,205 yards. That total, compiled by Travis Lulay in a similarly spectacular career from 2002-05, remains second-best in Big Sky Conference history.

McGhee's presence, Ash says, is part and parcel of MSU's preseason expectations and hopes. "That's about DeNarius, but it's also about football," Ash said. "You have to have a quarterback. What it comes down to is the quarterback does two primary things – he manages the game for you, but he's also the only guy out there who throws the ball. The passing game is 50 percent of your offense, and he's the guy to trigger that."

While McGhee's 2011 numbers fell short of the 3,163 passing yards and other-worldly 23-to-6 touchdown-to-interception ratio of his freshman campaign, his development in the other facets of playing the position as

defined by Ash – managing the game – took a giant step forward. "He's the guy intimately involved in every single play," Ash said. "With checks and reads and the things that go into the run game now, the quarterback is very involved in that. When you have a playmaker who's creative, like DeNarius, you have to build to his strengths."

In spite of the loss of running back Orenzo Davis for the season (academics) and a rash of injuries in the offensive line, MSU's run game was enormously successful. The Bobcats rushed for 212.2 yards per game fueled by Cody Kirk (1,351 yards) and Tray Robinson (641). By churning out yards on the ground at a league-leading rate, MSU's offense structurally limited McGhee's passing opportunities, which fell nearly five attempts per game (from 30.2 throws per game in 2010 to 25.5 last year).


Still, McGhee was terrific, and Ash sees the arc continuing to trend upward. "I think his understanding of defenses is getting really good," Ash said. "I think he had a general understanding as a freshman, he got better last year, and now going into his third year he's seen it all and he has a good sense of rotation in the secondary, matching blitzes with coverages and protections with defenses he sees. His general understanding of defenses is really good."

In equal parts because of McGhee's passing prowess and mobility, coupled with his ability to get the Cats into the right play at the line of scrimmage, a staunch and experienced offensive line, and the emergence of power backs Cody Kirk and Tray Robinson, MSU's ground game flourished in 2011. The Bobcats out-gained 10 of their 13 opponents, averaging 5.4 yards a carry and 252.8 yards a game in those wins.

Kirk gained 1,351 rushing yards last year, scoring 14 times, while Robinson rushed for 641 yards and five touchdowns. Both Kirk

and Robinson return, along with scat-back Shawn Johnson, a true freshman last fall whose speed and elusiveness add a home-run element to the backfield. But the big off-season news was the reinstatement of Orenzo Davis, a 1,000-yard rusher in 2010 who was academically ineligible last season. Adding Davis to the mix may create some heartburn for Ash and new offensive coordinator Kevin McGiven on a micro level in terms of distributing carries, but could pay dividends from a macro standpoint.

"I'm excited about our running back situation," Ash said, "but dreading the reality of it in the fall when I know there just aren't enough footballs there. We have a lot of really good players at that position, including Shawn Johnson, who is becoming a really dynamic threat. It will sort itself out. Each game is a long game and it's a long season, so hopefully our depth will allow us to be fresh late in games and late in the season."



Tanner Bleskin

The Bobcats also boast depth and experience at the receiver position, although without the marquee star power. All-America Elvis Akpla is gone, he and his sprinter speed and highlight-reel ability landing in Philadelphia with the Eagles. Ash has come to grips with the loss.

"Right after the season ended last year our first thought was to go find a guy that's going

Led by quarterback Dennis Erickson, MSU captures three straight Big Sky Championships, the first league team with that distinction



1968



In Sonny Holland's second season, and playing home games in Bozeman High's Van Winkle Stadium, the Cats storm to a 5-1 league record and the conference championship

1972



1976

In Sonny Holland's crowning achievement, Montana State won the Big Sky and NCAA Division II championships



Sonny Lubick rides a sensational 6-0 start in league play to his only crown as MSU's head coach

1979

# SATURDAY IS FOR FOOTBALL

to be Elvis," Ash said, "a big-time player, a transfer or whatever. Nobody

showed up right away, and I'm glad it happened that way because right after the spring I realize we are going to be fine. We are very deep and very talented at receiver. I really like the development of this group."

The Bobcats enter 2012 with one career 1,000-yard receiver in Everett Gilbert, and another on the cusp in Tanner Bleskin. Akpla's 1,145 yards last season was only the



Center Shaun Sampson is MSU's only returning offensive line starter

fifth 1,000-yard season in school history and the first since 2006, which highlights one of the primary characteristics of MSU's passing game, which is distribution of attempts. Even with Akpla's superlatives, four Bobcats caught at least 20 passes last year and five held that distinction in 2010. With that in

mind, Ash said his comfort level a receivers corps built in the manner of the current group of Cat pass-catchers is extremely high. "We may not have one guy with the stats that Elvis had," Ash said, "but our pass game overall will be just as effective."

The element of the offense that will make it just as effective from a big-picture perspective, of course, is the team's offensive front. That group, historically one of the most productive and decorated in the FCS, has taken questions — if not hits — from all sides in recent months.

The loss of four full-time starters and another with considerable experience from last year's team gives the group a veneer of youth.

Ash, again, bucks conventional wisdom. "People have been talking about how young our offensive line is, but we have two fifth-year seniors starting. That's not necessarily young."

Those fifth-year seniors, center Shaun Sampson and tight end transplant Steven Foster at tackle, give the Bobcat O-line strong anchors on the interior and exterior. Surrounding them, however, are a lot of young guys. Sophomore Quinn Catalano and redshirt freshman Matt Devereux appear in line to take

over at guard, with redshirt freshman John Weidenaar standing opposite Foster at tackle.

Ash lauds Sampson. "Shaun's incredible," he says. "His ability to get everybody in the right call and provide security



Big Sky Newcomer of the Year Tray Robinson

and stability in the middle is a big positive for us. H always knows what he's doing, he knows everyone else's assignments, and his own blocking is very effective."

The most speculated-upon element of MSU's most recent spring session was easily the addition of offensive coordinator Kevin McGiven to the staff. Ash was pleased with the results.

"The spring was an eye-opener, to see what Kevin McGiven can bring to the table," Ash said. "We liked the diversity and creativity of his offensive concept. I also liked the way he incorporated the ideas from the rest of the coaches. You never know how a (new coordinator) is going to fit in with the other coaches, but he did a great job of incorporating those guys and asking for their input. I think the other coaches on the offensive side enjoyed working with Kevin."

Characterizing his program's new play-caller as "a pass-game guy," Ash said the most pronounced differences fans can expect in MSU's offensive scheme are in the run game. "Brian (Wright, MSU's previous and highly-successful offensive coordinator) was a downhill run game guy. Kevin likes attacking from sideline to sideline. I see the value in both, and I don't have a preference. I just want the yards and the points."

Montana State's magical 1984 season ended in Charleston, S.C., with a national championship, and along the way MSU won a share of its fourth Big Sky crown in the previous nine years



Doug Graber's only season as Montana State's head coach produces a 5-2 conference record, good for a co-championship



Less than 20 months after finishing an 0-11 2000 season, Montana ascended to the top of the Big Sky in 2002 on the strength of a 10-7 win in Missoula. Fueled by Corey Smith's touchdown return of the opening kickoff in MSU's win over the Grizzlies, the Bobcats won their second straight Big Sky crown in 2003.

All-Americans Jon Montoya (left, '02) and Corey Smith ('03)

1982

1984

2002 and 2003

## DEFENSE

**“You don’t have this opportunity very often”**

Rob Ash can read a depth chart. He knows how Montana State’s 2012 defense is built before the demands of fall camp and a long season begin to take their toll. He understands the expectations for a unit which starts with two returning All-Americans in the front seven and a secondary returning intact.

He gets it.

“I know that this is a very important year for us because of our experience on defense,” Ash said. “You don’t have this opportunity very often. We have experience at all three layers of the defense, we’ve got high-quality players at all levels of our defense. There’s an old line that some coaches use when you have eight or nine players coming back, whether that’s the good news or the bad news. That’s really good news for us, because we have two unanimous all-conference players (returning) and a lot of other high-quality guys. We have a combination of quality and experience, and that’s very rare.”



Preseason All-America Jody Owens

The easy starting point is up front, where All-America Zach Minter anchors a productive defensive line. The senior tackle spent most of 2011 in opposing backfields, rolling up

10 tackles-for-loss and eight quarterback hurries. While Minter displays flash and exuberance, end Caleb Schreiber, the other returning starter up front, plays with a quiet fury. Passing through his junior season with better production than any other defensive end in the conference (65 tackles, 11.0 for a loss, seven sacks, six hurries, two pass breakups and a fumble recovery), Schreiber couldn’t even scratch out a spot on the All-Big Sky second team.



Preseason All-America Zach Minter

A player who did, however – junior end Brad Daly – returns in an expanded role. Playing as a pass rush specialist in 2011, Daly rolled up an amazing 13 sacks, hurrying the quarterback seven times and forcing two fumbles. His 31 total tackles stands as testimony to the fact that he rarely saw the field downs when running plays were likely.

That won’t be the case in 2012. “The exciting thing for me this spring was to watch Brad Daly develop into an every-down end,” Ash said. “He only played third downs last year, but we know now that he can play every down. He has the run fits down, so he’s not just a pass rusher any more. He’s going to play a lot.”

That leaves the nose tackle spot between “proven commodities” Minter and Schreiber as the only hole up front. Spring injuries to Zach Logan and Brian Bignell leaves the Bobcats entering the fall searching for answers. One could come in the person of former walk-on Craig Ashworth, who turned in a productive spring.

It’s obvious that Clay Bignell was a coach on the field for the Bobcats during his three seasons as the team’s middle linebacker. In fact, he is now coaching at UM-Western in Dillon. In fact, two other returning starters, Jody Owens and Aleksei Grosulak, were also missing in the spring due to injuries. “We had upheaval there” during spring drills, Ash admits.

But from the chaos rose order. “We really wanted to feature those linebacker spots and see what we could get done there,” Ash said. “It was (linebacker coach) Kane loane’s thought to get a good evaluation those (linebackers) by getting a player into a position, get him taught, and let him play to see how they all made plays. By the end there was no doubt that each guy knew what he was supposed to do, the only question was, can he do it?”

The answer across the board at the three linebacker spots was ‘Yes’. “I think Alex Singleton (Will linebacker) and Na’a (Moeakiola at the Mike spot) took every single snap with

In the final game for Travis Lulay and Jeff Bolton in the Blue and Gold, Montana State won the Big Sky Championship with a memorable 16-6 win over the Grizzlies in Bobcat Stadium



Left, Jeff Bolton  
Right, Travis Lulay is carried away by the crowd



Montana State capped its fourth championship of the young century by beating Montana in Washington-Grizzly Stadium (left), and the encore last fall included inspiring and inspired efforts by seniors such as Elvis Akpla (left) and Casey Dennehy



2005

2010 and 2011



Defensive ends Caleb Schreibeis (above) and Brad Daly (below) had 19.5 sacks last season

the ones all spring, so they could really get those positions down. Same with Mike Foster as the no. two Mike, and he was our spring MVP. Heath Hunter (no. two Will), Cole Moore (Sam), and Rhett Young (Sam) also played the entire sprint at their position, and played well. That is a good group of young players.”

MSU has similar depth in the secondary, where all four starters return. Darius Jones and Deonte Flowers man the corners, where one-time starters Sean Gords (who has battled injury) and James Andrews (who missed 2011 due to academics) also return. Joel Fuller and Steven Bethley

return as starting safeties, and youngsters such as Rob Marshall showed promise in the spring.

The combination of depth, experience, and explosive athleticism plays into Ash’s primary goal for his defensive unit during the spring and preparing for fall camp. “We want to get improved on-ball production by the back end of our defense,” Ash said. “We want the linebackers and secondary to make plays on balls thrown to receivers, make open-field tackles when the play comes their way. We talked about it last fall, and that continued into the spring.”

MSU’s defensive experience, Ash believes, will allow defensive architect Jamie Marshall to introduce more advanced concepts, particularly mixing in more zone coverage. That, in turn, will allow the Bobcats to create more turnovers. “That’s really what we’re after,” Ash said. “We want to be more productive in that area.”

With the tweaks that every spring brings, however, Ash said that Marshall’s defense continues to build off of its basic principles. “Jamie’s philosophy is for his guys to get lined up right, know what they’re doing, and play fast. Even when we make changes, that philosophy doesn’t change.”



Punter Rory Perez

since his arrival at MSU, booming towering punts known more for hang time than distance. His return to that role calms Ash considerably when analyzing the state of his kicking game.

“Rory’s punting this spring was another quantum leap forward above where he finished his sophomore year,” Ash said. “He’s worked on his operation time, and if we protect him well and he can get the ball in the air with the hang time he has we’ll be in really good shape.”

After four years of Cunningham’s excellence in place-kicking and kickoffs, Ash enters uncertain times in that phase of the game. “The big question, of course, is the field goal job,” he said. “Jason Cunningham might be the toughest hole to fill on this team. Jason was so steady, had such great range.”

A pair of newcomers auditioned for kicking duties during the spring. Redshirt freshman Trevor Bolton and junior college transfer Keith Leenders each “had moments in the spring when it looked like they could be consistent in the medium-range game,” Ash said.

Which leads back to Perez, who also took his whacks in April. “He kicked better from the ground than I thought he would,” Ash said. “From about 40 yards in his operation time is very good, his leg strength and ability to get the ball up quick and out of there are good, and he has some pop on the ball, which helps you kick in bad conditions. I think he could be pretty good.”

The X factor remains incoming freshman AJ Silva, who, Ash says, has “a chance when he comes in this fall.” The result of the fall competition, Ash hopes, will be an actual depth chart – Perez and a backup at punter, two players working at field goals, and two on kickoffs.

Drawing the entire operation together is newly-anointed special teams coach Erik Link, who also coaches MSU tight ends. “That was something he did at Auburn,” Ash said of Link’s new responsibility, “as quality control guy, and it focuses everything in one house. Before we were decentralized in special teams, but now Erik is the focus.”



## KICK TEAMS “We’re going to quickly narrow it down”

Rob Ash knows this day always comes in college football. But that fact of life doesn’t make it any more enjoyable.

“We’re really going to miss Jason,” Ash said. “He was so consistent for so long. He was just spectacular.”

Cunningham’s spectacular, record-setting career as Montana State’s kicker ended with the Amarillo, TX, native holding all of MSU’s major kicking and scoring records. It also leaves a major void in the Bobcat kicking game, which likely won’t be resolved until fall camp.

One possible solution, Rory Perez, has been for two seasons the solution in the other piece of the kicking puzzle. The junior has held down punting chores

# The Bobcat Experience

Rob Ash continues to relish the challenge of building towards championships at Montana State, and doing so using the vision he brought with him from Drake before the 2007 season. "Our kids have done everything we've asked of them," Ash said. "They have bought into the core values of our program. It's exciting to see them work and grow every day."

One of the cornerstones on which Ash builds is working with the resources offered by the Gallatin Valley and the state of

Montana. "I really like coaching Montana kids," he said. "The kids we've recruited from the state are just like we hoped - they're dedicated, they love football, they do what you want them to do. It's been a lot of fun."

In short, the long-time head coach has fallen in love with coaching football at Montana State University. "The tradition, the passion, working with kids from Montana - it's something you have to experience to understand."

## Consistent Excellence

### Big Sky Conference Total Defense Ratings

2011.....	2 <sup>nd</sup> .....	329.7
2010.....	5 <sup>th</sup> .....	384.8
2009.....	1 <sup>st</sup> .....	343.9
2008.....	1 <sup>st</sup> .....	314.1

2007.....	3 <sup>rd</sup> .....	366.9
2006.....	4 <sup>th</sup> .....	306.8
2005.....	1 <sup>st</sup> .....	332.2
2004.....	4 <sup>th</sup> .....	382.8
2003.....	1 <sup>st</sup> .....	298.4
2002.....	1 <sup>st</sup> .....	306.8
2001.....	1 <sup>st</sup> .....	358.0

## Trending Up

### Winning Seasons by Bobcat Head Coaches (since 1950)

Coach	Years	# Seasons	# Winning Seasons
Rob Ash	2007-present .....	5.....	5.....
Mike Kramer	2000-06.....	7.....	5.....
Cliff Hysell	1992-99.....	8.....	4.....
E. Solomonson	1987-91.....	5.....	0.....
Dave Arnold	1983-86.....	4.....	1.....
Doug Graber	1982.....	1.....	1.....
Sonny Lubick	1978-81.....	4.....	2.....
Sonny Holland	1971-77.....	7.....	6.....
Tom Parac	1968-70.....	3.....	1.....
Jim Sweeney	1963-67.....	5.....	4.....
Herb Agocs	1958-62.....	5.....	5.....
Wally Lemm	1955.....	1.....	0.....
Tony Storti	1952-54, 56-57.....	5.....	3.....

### Bobcat Coaches Winning Percentage Through Four Seasons (since 1950)

Coach.....	1 <sup>st</sup> Year	Win Pct	2 <sup>nd</sup> Year	Win Pct	3 <sup>rd</sup> Year	Win Pct	4 <sup>th</sup> Year	Win Pct	5 <sup>th</sup> Year	Win Pct
Rob Ash.....	2007	.545	2008	.583	2009	.636	2010	.750	2011	.769
Mike Kramer.....	2000	.000	2001	.454	2002	.538	2003	.538	2004	.545
Cliff Hysell.....	1992	.364	1993	.636	1994	.273	1995	.455	1996	.545
E. Solomonson.....	1987	.090	1988	.363	1989	.363	1990	.363	1991	.182
Dave Arnold.....	1983	.090	1984	.857	1985	.182	1986	.272	Coached four seasons	
Doug Graber.....	1982	.545	Coached only one season							
Sonny Lubick.....	1978	.800	1979	.600	1980	.400	1981	.300	Coached four seasons	
Sonny Holland.....	1971	.200	1972	.727	1973	.636	1974	.700	1975	.500
Tom Parac.....	1968	.600	1969	.111	1970	.200	Coached 3 seasons			
Jim Sweeney.....	1963	.667	1964	.636	1965	.300	1966	.727	1967	.700
Herb Agocs.....	1958	.889	1959	.667	1960	.556	1961	.500	1962	.700
Wally Lemm.....	1955	.444	Coached only one season							
Tony Storti.....	1952	.286	1953	.500	1954	.888	1956*	.900	1957	.800

\*did not coach in 1955

## The Straight and Narrow

### Season-by-Season MSU TD/Int Ratios

Year	TD/Int	Diff.	Record
2011	24/14	+10	10-3
2010	26/7	+19	9-3
2009	14/10	+4	7-4
2008	14/19	-5	7-5
2007	15/14	+1	6-5
2006	17/19	-2	8-5
2005	17/10	+7	7-4
2004	15/9	+6	6-5
2003	14/13	+1	7-6
2002	23/9	+14	7-6
2001	19/17	+2	5-6
2000	8/13	-5	0-11
1999	12/11	+1	3-8
1998	22/8	+14	7-4
1997	22/9	+13	6-5
1996	11/12	-1	6-5
1995	5/14	-9	5-6
1994	17/13	+2	3-8
1993	14/12	+2	7-4
1992	7/10	-3	4-7
1991	12/25	-13	2-9
1990	12/24	-12	4-7
1989	8/13	-5	4-7
1988	7/17	-10	4-7
1987	5/12	-7	1-10
1986	23/12	+11	3-8
1985	29/19	+10	2-9
1984	32/24	+8	12-2
1983	7/15	-8	1-10
1982	14/18	-4	6-5
1981	8/17	-9	3-7

# Bobcat Position Download

## Quarterbacks

### Returning Starter

DeNarius McGhee (6-0, 195, Jr)

### Redshirts

Jake Bleskin (6-1, 186, Fr)

### Incoming Freshman

Dakota Prukop (6-2, 175, Fr), Austin Barth (6-5, 210, Fr)

### Quarterbacks Coach

Kevin McGiven (1st year at MSU)

## Overview

DeNarius McGhee returns for his third season as Montana State's starting quarterback, firmly entrenched as one of the top signal callers in the FCS. McGhee continues to climb the Bobcats' career passing records lists, and transitioned with relative ease into first-year offensive coordinator Kevin McGiven's scheme this spring. Redshirt freshman Jake Bleskin enters the fall as McGhee's backup, and a pair of talented freshmen join the program - Dakota Prukop and Austin Barth.

## Rob's Report

### From Head Coach Rob Ash

"DeNarius' understanding of defenses is starting to get really good. I think he had a general understanding as a freshman, he got better last year, and now going into his third year he's seen it all and he has a good sense of rotation in the secondary, matching blitzes with coverages and protections

with defenses he sees, just understanding what the defense is doing. Jake Bleskin had a very good spring, we're excited about his future and we're excited about the new freshmen we're bringing in this fall."

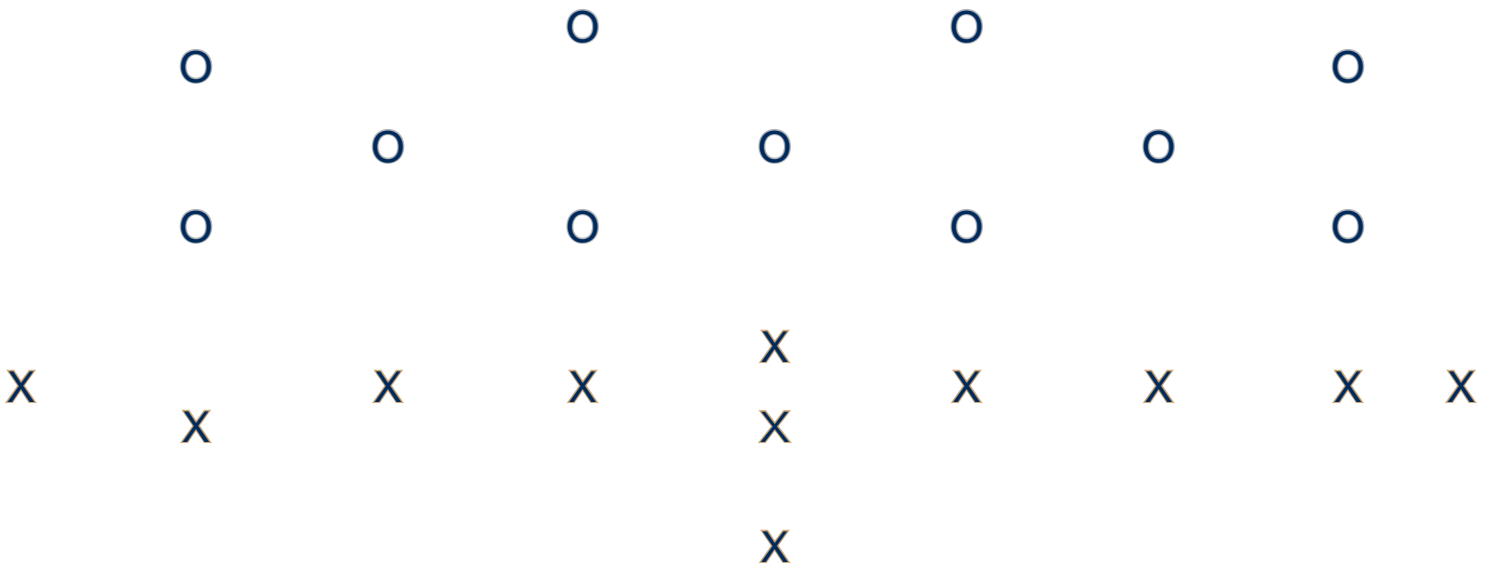
## Quarterback Notes

In 2010, DeNarius McGhee became MSU's first Big Sky Offensive MVP since 1984... he was also First Team All-Big Sky and Big Sky Newcomer of the Year... started every game for the Bobcats during his first two seasons, the first MSU quarterback to start each game in any campaign since Travis Lulay as a senior... McGhee is the only Bobcat quarterback with game action at MSU.

## Coordinator Comments

### From Offensive Coordinator Kevin McGiven

ason Cunningham became the top kicker in Bobcat history last fall in points and field goals... he enters the season in the top 10 in Big Sky history among kickers, as well... Rory Perez was second in the league in net punting yards as a freshman.



# Bobcat Position Download

## Offensive Line

### Returning Starter

C Shaun Sampson (6-0, 268, Sr), OT Steven Foster (6-5, 268, Sr - from TE)

### Other Returning Lettermen

Quinn Catalano (6-4, 265, So),

### Redshirts

Alex Eekhof (6-6, 268, Fr), Matt Devereux (6-3, 287, Fr), Kyle Godecke (6-5, 316, Fr), Joel Horn (6-4, 290, Fr), Brad Mathis (5-10, 304, Fr), John Weidenaar (6-7, 267, Fr)

### Squad Member

Andy Austin (6-3, 284, Jr)

### Incoming Transfers

Charles Lee (6-4, 315, Jr), Christian Williams (6-3, 298, Jr)

### Incoming Freshman

Doug Hanson (6-4, 265, Fr), Dillon Fraley (6-5, 230, Fr), Tyler Bloomstrom (6-4, 270, Fr), JP Flynn (6-5, 290, Fr), Marshall Womack (6-5, 250, Fr)

### Offensive Line Coach

Jason McEndoo (10th year at MSU)

## Overview

Jason McEndoo and the men of the offensive front know they would draw a lot of attention during the spring. They know what's coming in the fall when the lights shine brighter. And they're ready for it. Shaun Sampson returns as the starter at center, while versatile Quinn Catalano is slated to compete for time at either guard or tackle. Steven Foster moves over from tight end to

man a tackle position. Otherwise, the Bobcats enter the season with a cast of players who have little, if any time, varsity experience. A trio of redshirt freshmen - Joel Horn and Matthew Devereux - enter fall camp as starters at guard, with classmate John Weidenaar holding down a starting job at tackle. Kyle Godecke and Alex Eekhof, also redshirts last fall, are also likely to factor in. Junior college transfers Christian Williams and Charles Lee enter camp as possible reinforcements up front, as well, and Andy Austin could also figure in at guard.

## Rob's Report From Head Coach Rob Ash

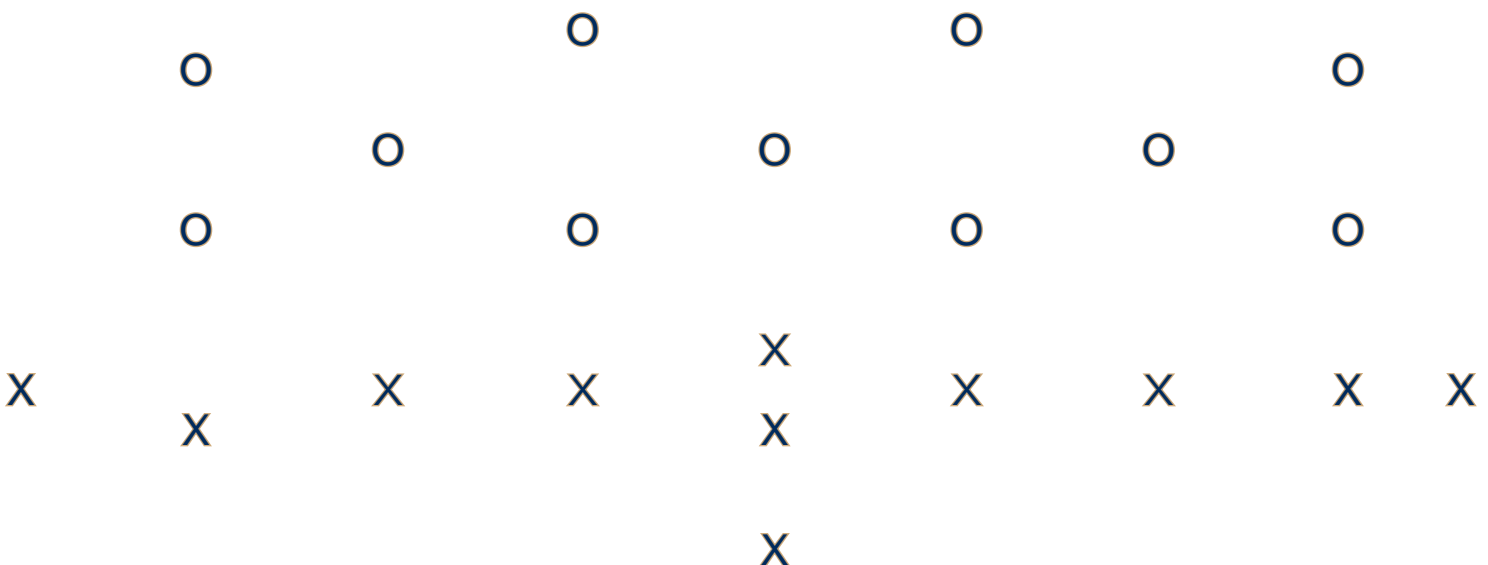
"Steven Foster is really a key guy in the offensive line for us, and I thought he had an excellent spring. He's got a lot of work to do yet in terms of technique, but he adapted well and also worked hard in the summer. I lump he and John (Weidenaar) together in saying that they both have to keep working on technique, especially in pass-protection, but they both have a chance to be very, very good tackles in the Big Sky. Shaun Sampson is incredible, he has the ability to get everyone in the right call and provide security in the middle. Among the young guys, I think Matt Devereux came out of the spring as the no. one guard out of all the guards, and Quinn Catalano and Joel Horn are having a pretty good battler for the other spot. We did not get to see Alex Eekhof in the spring, but we like him and we look forward to seeing what the new transfers bring."

## Offensive Line Notes

Shaun Sampson is the 10th Bobcat offensive lineman to serve as team captain during Jason McEndoo's tenure as offensive line coach... while Sampson is the line's only returning starter, Quinn Catalano saw considerable action in some games last season, including the Northern Colorado contest, in which he played from MSU's second possession on... the line's starting configuration entering camp includes two fifth-year seniors and three redshirt freshmen.

## Coordinator Comments From Offensive Coordinator Kevin McGiven

ason Cunningham became the top kicker in Bobcat history last fall in points and field goals... he enters the season in the top 10 in Big Sky history among kickers, as well... Rory Perez was second in the league in net punting yards as a freshman.



# Bobcat Position Download

## Running Backs

### Returning Starter

Cody Kirk (5-10, 208, Jr), Orenzo Davis (5-9, 185, Sr - from 2010)

### Other Returning Lettermen

Shawn Johnson (5-9, 169, So), Tray Robinson (6-1, 225, Sr)

### Redshirts

Adam Moore (5-7, 188, Fr), Justin Pierson (5-11, 200, Fr)

### Incoming Freshman

James Aarhus (5-10, 210, Fr), Cody Dopps (6-1, 185, Fr), Chad Newell (6-1, 195, Fr)

### Running Backs Coach

Demo Odems (1st year at MSU)

## Overview

Montana State's running back situation is considerably more muddled than one might expect from a group with a returning First Team All-Big Sky selection. Cody Kirk led the Bobcats on the ground last season, but the possibility remains that Orenzo Davis rejoins the team after losing his academic eligibility last season. Davis rushed for over 1,000 yards as a junior in 2010. On top of those two, Tray Robinson was second team All-Big Sky last fall, gaining over 600 yards on the ground, and Shawn Johnson's explosiveness almost demands an expanded role in some way. The other wrinkle to consider is new offensive coordinator Kevin McGiven's hand in shaping MSU's ground game. While MSU employed more of a downhill, inside-the-tackles attack the past two seasons, this year's attack stands to be

more sideline-to-sideline, with backs more involved in the passing game.

## Rob's Report

### From Head Coach Rob Ash

"I'm excited about our running back situation, but dreading the reality of it in the fall when I know I just don't have enough footballs to go around. We have a lot of really good players there, and that includes Shawn Johnson, who is becoming a really dynamic threat in his own right. It's not just three (player), it's four. I think it'll sort itself out, because each game is a long game, and it's a long season, and you need guys to stay fresh and healthy. You need to spread the wealth and keep guys fresh and hopefully our depth will allow us to keep guys fresh late in the games and late in the season."

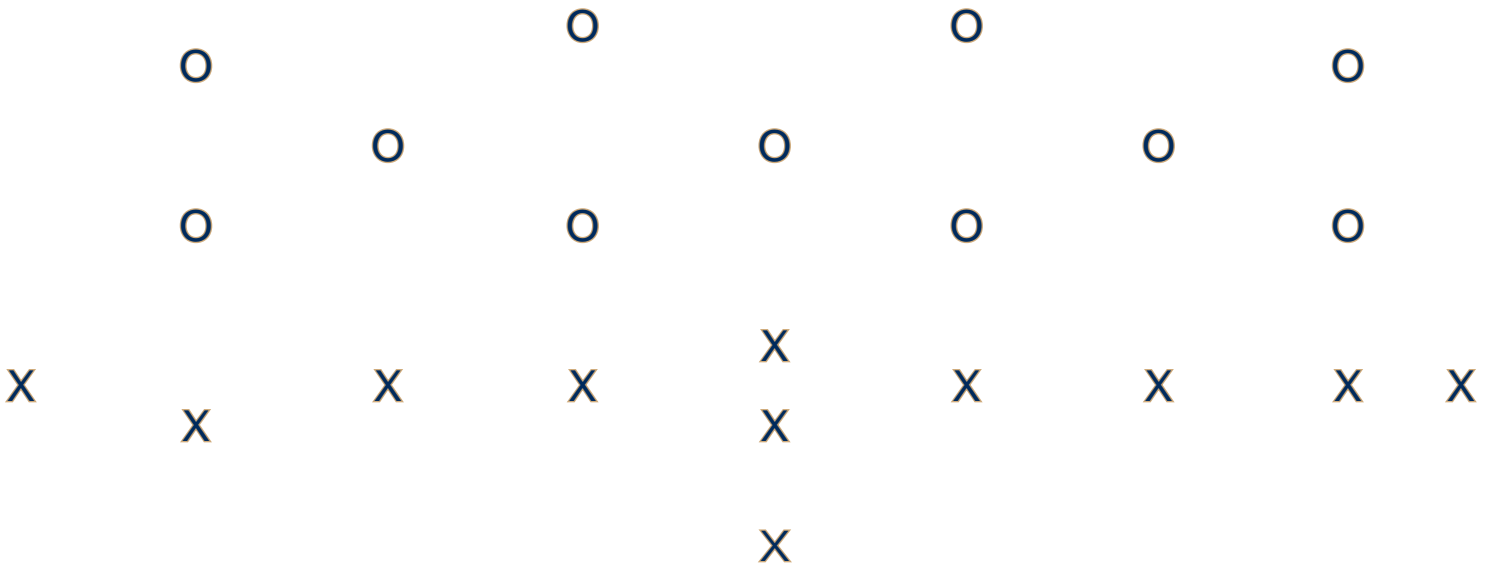
## Running Back Notes

Montana State's backfield returns 3,319 career rushing yards for the 2012 season, if Orenzo Davis returns... Bobcat running backs have earned First Team All-Big Sky honors once and Second Team honors twice in the past two seasons.

## Coordinator Comments

### From Offensive Coordinator Kevin McGiven

ason Cunningham became the top kicker in Bobcat history last fall in points and field goals... he enters the season in the top 10 in Big Sky history among kickers, as well... Rory Perez was second in the league in net punting yards as a freshman.



# Bobcat Position Download

## Receivers

### Returning Starter

Tanner Bleskin (6-3, 219, Jr), Everett Gilbert (5-9, 197, Sr),

### Other Returning Lettermen

John Ellis (5-10, 187, Jr), Brian Flotkoetter (6-2, 198, So), Kruiz Siewing (5-11, 184, Sr), Chase Young (5-11, 196, Sr)

### Redshirts

David Dash (5-7, 165, So), Manny Kalfell (6-3, 184, Fr), Jake Olson (6-1, 213, Fr)

### Incoming Transfer

Kurt Davis (6-5, 235, Jr, from UNLV)

### Incoming Freshman

Brandon Neville (6-0, 185, Fr)

### Receivers Coach

Brian Von Bergen (3rd year at MSU)

## Overview

While Elvis Akpla's absence may mold the perception of MSU's receiving corps outside the Bobcat program, it doesn't dampen the enthusiasm of MSU's staff for the team's current group of pass-catchers. Tanner Bleskin returns to anchor the group, and although he is sometimes typecast as a 'possession receiver' he has also been extremely productive during his two seasons as a Bobcat. Everett Gilbert's return to full health could be a harbinger of a big senior season from one of the league's top all-purpose weapon, and John Ellis appeared to be a rising star at times as a sophomore. Chase Young and Kruiz Siewing emerged as in-state products capable of big things, and

UNLV transfer Kurt Davis enters fall camp with the opportunity to compete for time. If nothing else, at 6-5 he'll be hard to miss.

## Rob's Report From Head Coach Rob Ash

"Right after the season ended, our first thought was to go find a guy that's going to be another Elvis. But no one showed up right away so in the spring we were able to evaluate the players returning to our program, and really liked what we saw. And now Kurt Davis has joined us, and we look forward to seeing what he brings. We may not have one guy with the stats Elvis had, but our pass game overall will be just as effective. I really like the development of this group of guys, and I think we'll be tough to defend because teams won't have any idea where the ball's going. We can win one-on-ones a lot of different ways. Every guy might not be able to line up and run past someone 50 yards down the field, but if he's not that guy he may be a guy that can go underneath and win against contested coverage or get open with good moves. I think each receiver in our group has the skills to go up against a good corner and win in his own way."

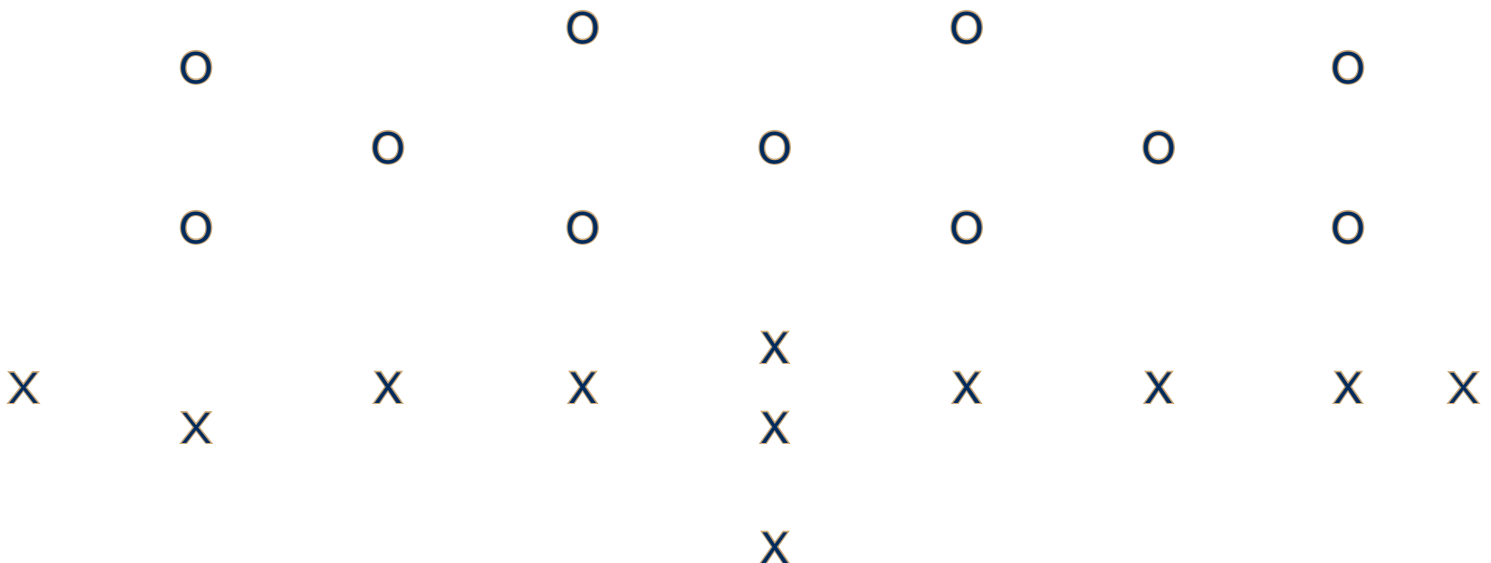
## Receiver Notes

Even with the loss of Elvis Akpla, one of the finest receivers in Bobcat history, MSU returns 904 receiving yards from the 2011 season... Tanner Bleskin (874 career yards) nears the 1,000-yard career mark, while Everett Gilbert's 1,282 career receiving yards places him 200 yards away from MSU's career top 10 list.

## Coordinator Comments

### From Offensive Coordinator Kevin McGiven

ason Cunningham became the top kicker in Bobcat history last fall in points and field goals... he enters the season in the top 10 in Big Sky history among kickers, as well... Rory Perez was second in the league in net punting yards as a freshman.



# Bobcat Position Download

## Tight Ends

### Returning Starter

none

### Other Returning Lettermen

Lee Perkins (6-2, 235, So), Tiai Salanoa (6-3, 255, So)

### Squad Member

Chris Houden (6-5, 232, So)

### Incoming Freshman

David Dempsey (6-5, 225, Fr), Jackson Mahlum (6-2, 212, Fr)

### Tight Ends Coach

Erik Link (2nd year at MSU)

guys (remaining) had very good springs. Tiai (Salanoa) got hurt at the end, that hurt us a little bit, but he's a tremendous prospect. Chris Houden made some excellent strides. He went from being off the chart to on the chart, and he's within shouting distance of playing. And Lee Perkins is a tough, well-rounded player. Coach McGiven wants his tight ends to be versatile guys and line up in a lot of different spots, so that's a work in progress. That's what we need them to do."

## Tight End Notes

If or when Tiai Salanoa starts a game for the Bobcats, he will be MSU's first out-of-state starter at that position since Blake Wolf's All-America campaign of 2004.

## Overview

Montana State's tight end group, one of the team's most versatile and productive positions dating back nearly two decades, took an unexpected hit during spring drills when returning starter Steven Foster moved three feet inside to tackle. And while Foster's move affects the tight end group's depth, it remains high-quality. Lee Perkins and Tiai Salanoa bring versatility and athleticism to the Bobcat offense. Each stands to play key roles in both the pass and run games, with Chris Houden earning the opportunity to play as the team's third tight end.

## Rob's Report

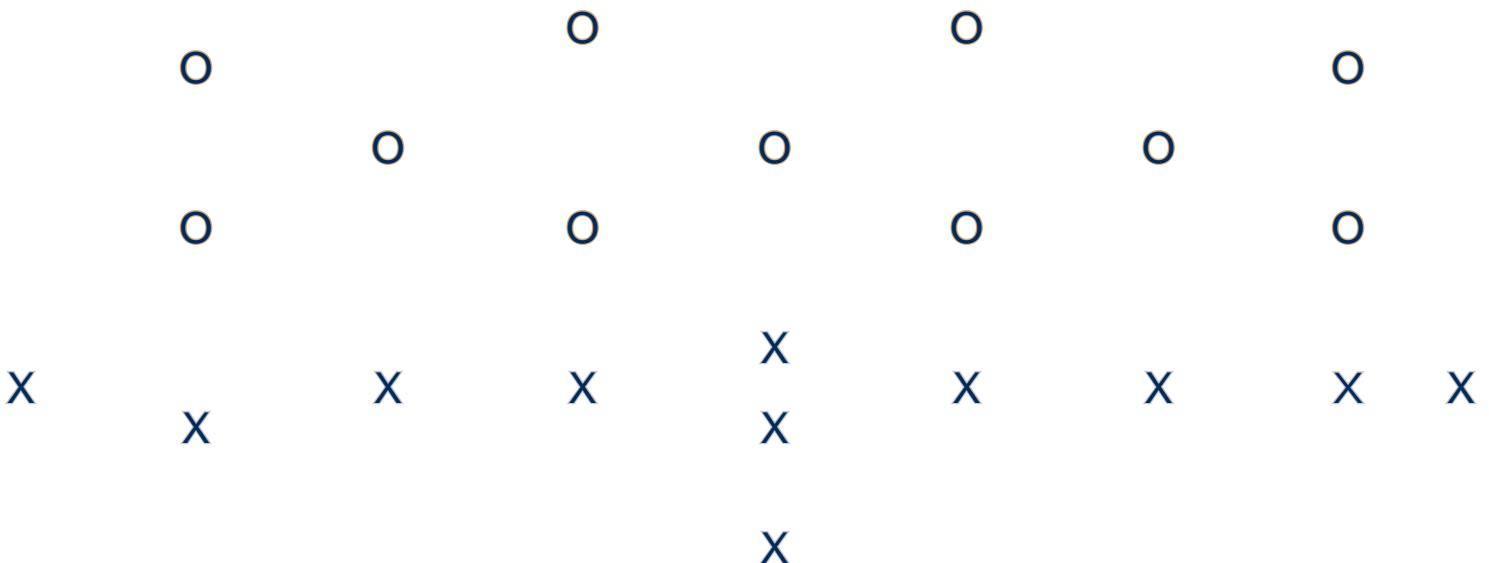
### From Head Coach Rob Ash

"An interesting byproduct of Steven Foster's move to the offensive line was, 'What do we have left at tight end?' I thought those three

## Coordinator Comments

### From Offensive Coordinator Kevin McGiven

ason Cunningham became the top kicker in Bobcat history last fall in points and field goals... he enters the season in the top 10 in Big Sky history among kickers, as well... Rory Perez was second in the league in net punting yards as a freshman.



# Bobcat Position Download

## Defensive Line

### Returning Starter

DT Zach Minter (6-1, 297, Sr), DE Caleb Schreibeis (6-3, 249, Sr)

### Other Returning Lettermen

DT Craig Ashworth (6-1, 281, Jr), DT Brian Bignell (6-2, 256, Sr), DE Brad Daly (6-1, 235, Jr), DT Taylor Dees (6-2, 266, So), DE Preston Gale (6-3, 252, Jr - from 2010), DT Zach Logan (6-4, 295, So), DE Conner Verlanic (6-4, 233, So)

### Squad Member

DE Hayden Vick (6-3, 230, So)

### Redshirts

DE Nate Bignell (6-2, 263, Fr), DE Odin Coe (6-3, 263, Fr), DT Taylor Sheridan (6-3, 264, Fr), DT Griffin Woodall (6-3, 274, Fr)

### Incoming Freshman

DL Kris Cooper (6-2, 265, Fr), Luke Haliburton (6-0, 210, Fr), DL Zach Hutkins (6-3, 225, Fr)

### Defensive Line Coach

Bo Beck (5th year at MSU)

## Overview

One of the more successful position groups in Big Sky history, Montana State's defensive line counts among its successes four First Team All-Big Sky selections, three different players earning All-America honors, and a current NFL player - all in the past three seasons. More kudos seem imminent, with Preseason All-America Zach Minter returning, along with the two-man defensive

end wrecking crew of Brad Daly and Caleb Schreibeis also intact. Finding a starting nose tackle stands high on a short to-do list for the Bobcat defense entering camp, but quality and depth stand as hallmarks of the 2012 Bobcat defense.

## Rob's Report From Head Coach Rob Ash

"Zach (Minter) and Caleb (Schreibeis) are proven commodities. Caleb had a fantastic winter and spring, working so hard and being elected captain. It's not enough to say he's solid. He's a productive, good player. He makes plays all the time. Minter needs to be more consistent. He's flashy, but not consistent. Those two are legitimately top guys in our league, but the more intriguing thing for me to watch in the spring was Brad Daly developing into an every-down end. He only played third downs last year, but we know now that he can play every down. He has the run fits down, so he's not just a pass rusher any more. He's going to play a lot. The big question is at nose. Brian Bignell and Zach Logan are both coming off injuries. Craig Ashworth played a lot as a walk-on last season and was with the ones toward the end of the spring. We expect to be healthy at the nose when fall camp begins, and that will be a big boost."

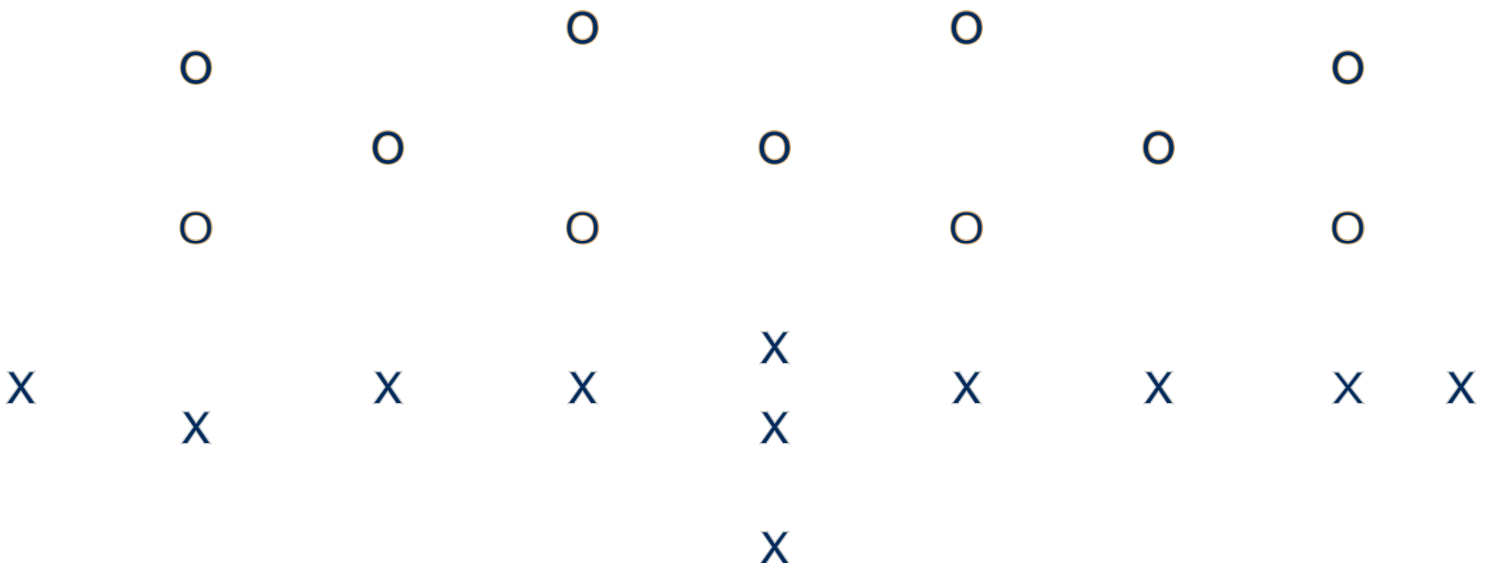
## Defensive Line Notes

Zach Minter earned unanimous First Team All-Big Sky honors last season, the third straight season a Bobcat defensive lineman has earned first team all-league honors...

MSU interior defensive linemen combined for 12.5 sacks last season... a Bobcat defensive lineman earned Big Sky Player of the Week honors on five different occasions last season.

## Coordinator Comments From Defensive Coordinator Jamie Marshall

ason Cunningham became the top kicker in Bobcat history last fall in points and field goals... he enters the season in the top 10 in Big Sky history among kickers, as well... Rory Perez was second in the league in net punting yards as a freshman.



# Bobcat Position Download

## Linebackers

### Returning Starter

Aleksei Grosulak (5-10, 215, Jr), Na'a Moeakiola (5-11, 217, Jr), Jody Owens (6-0, 218, Sr)

### Other Returning Lettermen

Michael Foster (6-1, 228, So), Cole Moore (6-2, 219, So), Alex Singleton (6-2, 223, So)

### Squad Member

Rhett Young (6-0, 216, Fr)

### Redshirts

Josh Curry (6-2, 198, Fr), Matt Davis (6-3, 231, Jr), Heath Hunter (6-1, 222, Fr), Rob Walsh (6-1, 190, Fr)

### Incoming Freshman

Fe'ao Vunipola (5-11, 210, Fr)

### Linebackers Coach

Kane Ioane (9th year at MSU)

## Overview

With starting experience returning across the three linebacker positions, Bobcat defensive coordinator Jamie Marshall spent his summer months making schematic enhancements designed to capitalize on his unit's versatility and depth. Jody Owens is the group's - and the defense's - unquestioned emotional leader, and Na'a Moeakiola was a quietly productive player last season. Aleksei Grosulak's return to health would give the Bobcats a full house of returning starters, MSU's quality of depth at the position appears to be remarkable. Michael Fos-


ter and Alex Singleton each showed signs of being tremendous players last season and in the spring, while Cole Moore appears cut from the same cloth, although he has battled injury.

## Rob's Report From Head Coach Rob Ash

"Our theory at linebacker evolved some this spring. It's been our mantra to move (linebackers) around so they know the different positions, but this spring we tried to leave guys in certain spots so we could get a good evaluation of them with no doubt that they knew what they were supposed to do. For instance, Alex Singleton and Na'a took every rep with the ones. The question is not, do they know what they're doing? The question is, are they able to do what we need them to do? Kane (Ioane) wanted to get them in a position, get them taught, and let them play and see how they made plays. I think he accomplished that. We will be one of the smaller linebacker corps in the Big Sky, but I think we'll make plays."

## Linebacker Notes

Four players who have started games at MSU return at linebacker in 2012... Jody Owens has the opportunity to become the first Bobcat to repeat First Team All-Big Sky honors since Roger Cooper (2002-04) and Mac Mollohan (2003-04).



# Bobcat Position Download

## Defensive Backs

### Returning Starter

S Steven Bethley (5-11, 219, Jr), CB Deonte Flowers (5-11, 175, So), S Joel Fuller (6-0, 199, Sr), CB Darius Jones (5-10, 175, Sr)

### Other Returning Lettermen

CB James Andrews (6-1, 186, Sr - from 2010), CB Sean Gords (5-10, 188, Jr), S Heath Howard (5-10, 186, Sr), S Rob Marshall (6-0, 195, So), CB Kazz Siewing (5-11, 188, Sr)

### Squad Member

CB Cody Cleveland (6-0, 193, So), S Josh Dirks (6-1, 201, So)

### Redshirts

CB Brad Nordahl (5-11, 178, Fr), CB Levi Sterley (6-0, 200, Fr), Trace Timmer (5-11, 178, Fr)

### Incoming Transfers

CB Eryon Barnett (6-2, 195, Jr)

### Incoming Freshman

S Vince DiGiallonardo (5-11, 180, Fr), CB Eric Johnson (5-9, 175, Fr)

### Secondary Coaches

Toby Neinas (1st year at MSU); Brandon North (2nd year at MSU)

## Overview

With the entire starting unit returning intact, Montana State's linebacker corps enters the season in a position of strength similar to the linebackers. Health and improved productivity stand as the top priorities in the secondary entering camp. Darius Jones is

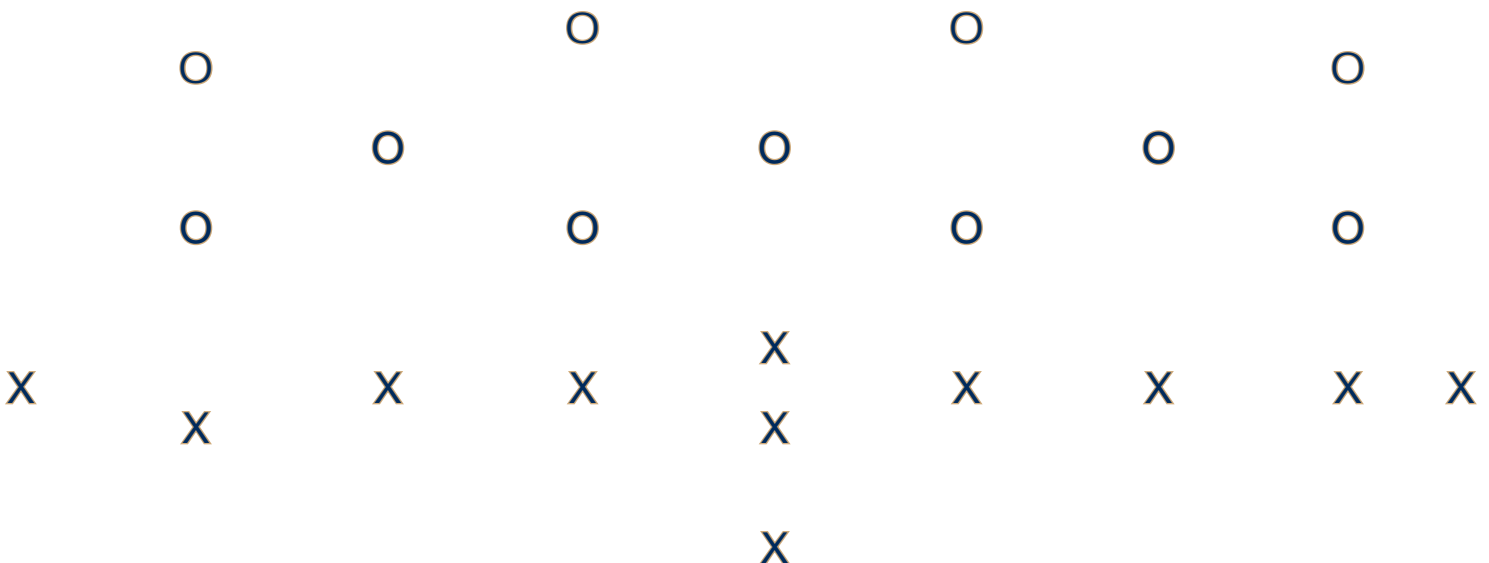
an outstanding cover corner in man, and his opposite numbers - Sean Gords and Deonte Flowers - have also proven reliable. Improving their production in zone coverages, Ash says, will lead to more Bobcat takeaways. Similar improvements are sought for safeties Joel Fuller and Steven Bethley.

## Rob's Report From Head Coach Rob Ash

"Darius Jones is a tough player physically, and I think he's an outstanding player in every aspect. He will definitely stick it in there against the run. And Deonte Flowers definitely has a great future ahead of him. He stepped in last year and filled a void for us, especially after (Sean) Gords got hurt and (James) Andrews became ineligible. He did a terrific job. We've never been better to start with at corner. With those guys we're trying to get to the point where they're as good in zone as they are in man. Sometimes corners are good at one job, one task, go cover that guy, and that's all they can do. I think our guys have the ability and are getting better at being zone defenders so quarterbacks don't know what we're in. We can press and bail, disguise coverages, and be multi-faceted, and that will make us tougher. We can give a man look and be in zone. And the ultimate goal is to create more turnovers, when the quarterbacks throw it to a spot thinking he has one thing and it's another. We have to keep working in that area. Both those guys love taking a man and locking him up, but we want to be diverse in the secondary."

## Secondary Notes

Darius Jones recorded his first career interception in the home playoff win over New Hampshire.



# Bobcat Position Download

## Specialists

### Returning Starter

P Rory Perez (6-3, 179, Jr), LS Donny Tudaahl (5-11, 245, Jr), H Rick Haluszka (6-4, 217, Sr)

### Redshirts

P/K Trevor Bolton (5-10, 185, Fr)

### December Transfer

K Keith Leenders (5-8, 182, Jr)

### Incoming Freshman

K AJ Silva (6-1, 170, Fr)

### Special Teams Coordinator

Erik Link (2nd season at MSU)

## Overview

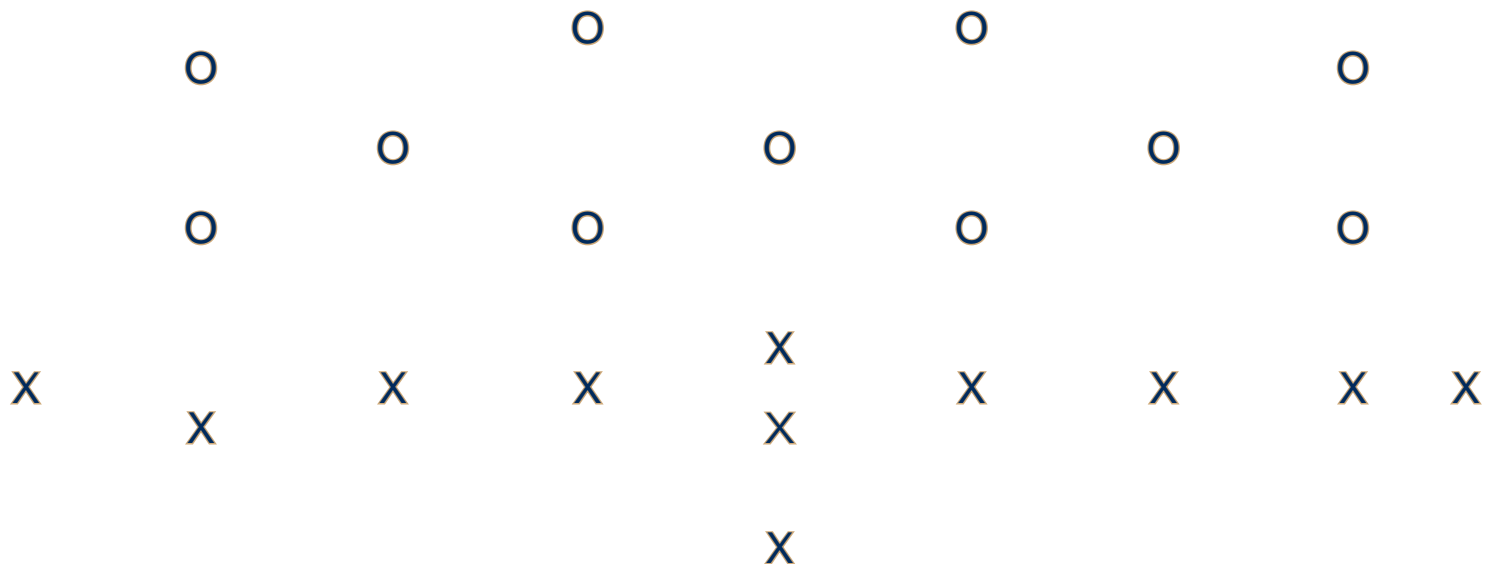
While Rory Perez has a firm grip on punting chores, the place-kicking and kickoff game are wide open entering the fall. Mid-year transfer Keith Leenders and redshirt Trevor Bolton each showed signs in the spring, but the arrival of freshman AJ Silva marks a sprint to opening day in terms of competition for kickoff and place-kicking duties. Perez is also under consideration in that area. Ash has indicated it is likely that kicking duties will be split, with a different player handling kickoff and place-kicking duties.

## Rob's Report

### From Head Coach Rob Ash

"Rory Perez's punting took another quantum leap forward in the spring. His hang time is terrific. He's worked on his operation time, so if we protect him well and he can get the

ball in the air with the hang time he has we'll be in really good shape. I really like having Rory back. The big question, of course, is the field goal job. Jason Cunningham might be the toughest player to replace on this team. He was so steady, had such great range. Trevor Bolton and Keith Leenders had moments in the spring when it looked like they could be consistent in the medium range game. It will be a while before we have a long-range game like we had with Jason, we won't be getting two 55-yarders in a game for a while. Perez has a chance, too. He kicked better from the ground than I thought he was going to be. From about 40 yards in his operation time is very good, his leg strength and ability to get the ball up quick and out of there are good, and he has some pop on the ball, which helps you kick in bad conditions. I think he could be pretty good. And we'll give AJ Silva a chance when he comes in as a true freshman. I have four kickers and punters in the group. After a week or two, I'd like to have two guys punting, two guys kicking off, and two guys working on field goals. I've told the kickers, be prepared to compete on day one, because we're going to quickly narrow it down, then each guy can focus on his phase"



# 2012 Montana State Football

No.	Name	Position	Ht	Wt	Cl	Exp	Major	Hometown (JC/HS)
1	Steven Bethley	S	5-11	219	Jr	2V	Socio	Chino, CA (Don Antonio Lugo)
2	Jake Bleskin	QB	6-1	186	Fr	RS	Univ Stu	Great Falls, MT (CM Russell)
2	Na'a Moeakiola	LB	5-11	217	Jr	2V	Bus Mgt	Eules, TX (Trinity)
3	Kazz Siewing	CB	5-11	188	Sr	1V	Mech Eng Tech.	Saco, MT (Saco)
4	John Ellis	WR	5-10	187	Jr	1V	Univ Stu	Mansfield, TX (Summitt)
5	Joel Fuller	S	6-0	199	Sr	3V	Bus Mgt	Libby, MT (Libby)
5	Dakota Prukop	QB	6-2	175	Fr	HS	Univ Stu	Austin, TX (Vandergrift)
6	Heath Howard	S	5-10	186	Sr	2V	Kinesio	Plentywood, MT (Plentywood)
6	James Aarhus	RB	5-10	210	Fr	HS	Univ Stu	Vacaville, CA (Vacaville Christian)
7	Tray Robinson	RB	6-1	225	Sr	1V/Tr	Socio	Eules, TX (Nebraska/Trinity)
8	Orenzo Davis	RB	5-9	185	Sr	1V/Tr	Socio	Littleton, CO (Palomar/Columbine)
9	DeNarius McGhee	QB	6-0	210	Jr	2V	Marketing	Eules, TX (Trinity)
10	Kruiz Siewing	WR	5-11	184	Sr	3V	Ex Sci	Saco, MT (Saco)
11	Chase Young	WR	5-11	196	Sr	1V	Ag Bus	Augusta, MT (Augusta)
12	David Dash	WR	5-7	164	So	RS/Sq	Socio	Fontana, CA (A.B. Miller)
13	Darius Jones	CB	5-10	175	Sr	3V	Hea Enh	Rockwall, TX (Rockwall-Heath)
14	Everett Gilbert	WR	5-9	197	Sr	3V	Psych	Rockwall, TX (Rockwall-Heath)
15	Cody Cleveland	S	6-0	193	So	Sq	Hea Enh	New Lenox, IL (Providence)
15	Austin Barth	QB	6-5	210	Fr	HS	Univ Stu	Columbia Falls, MT (Columbia Falls)
16	Cole Moore	LB	6-2	219	So	1V	Poli Sci	Palo Alto, CA (Lake Forest Prep)
17	Sean Gords	CB	5-10	188	Jr	2V	Marketing	Torrance, CA (North Torrance)
17	Chad Newell	RB	6-1	195	Fr	HS	Univ Stu	Billings, MT (Senior)
18	Rory Perez	P	6-3	179	Jr	2V	Hea Enh	Moreno Valley, CA (Canyon Spr)
19	Rick Haluszka	TE/H	6-4	217	Sr	3V	Kinesio	Harlem, MT (Harlem)
20	Keith Leenders	K	5-8	182	Jr	JC	Bus Mgt	Vacaville, CA (Vacaville/Solano)
21	RETIRED FOR DON HASS, TAILBACK, 1965-67							
22	Eryon Barnett	CB	6-2	195	Jr	Tr	Ed	Eules, TX (Texas/Trinity)
23	Jody Owens	LB	6-0	218	Sr	3V	History	Mesquite, TX (Horn)
24	James Andrews	CB	6-1	186	Sr	RS/3V	Marketing	Rockwall, TX (Rockwall)
25	Cody Kirk	RB	5-10	208	Jr	2V	Math	Frenchtown, MT (Frenchtown)
26	James Nelson	S	5-10	195	Fr	RS	Elem Ed	Los Angeles, CA (LB Poly)
27	Justin Pierson	RB	5-11	200	Fr	RS	Graph Des	Bozeman, MT (Bozeman)
27	Levi Sterley	DB	6-0	200	Fr	RS	Univ Stu	Snohomish, WA (Snohomish)
28	Vince DiGiallonardo	DB	5-11	180	Fr	HS	Univ Stud	Polson, MT (Polson)
29	Fe'ao Vunipola	LB	5-11	210	Fr	HS	Univ Stu	Pittsburg, CA (Pittsburg)
30	Trevor Bolton	K/P	5-10	185	Fr	RS	Univ Stu	Great Falls, MT (Great Falls)
31	Robert Marshall	S	6-0	195	So	1V	Hea Enh	Carrollton, TX (Creekview)
32	Heath Hunter	LB	6-1	222	Fr	RS	Ex Sci	Bozeman, MT (Bozeman)
33	Shawn Johnson	RB	5-9	169	So	1V	Univ Stu	Bakersfield, CA (Centennial)
34	Preston Gale	DE	6-3	252	Jr	1V	Bus Mgt	Forney, TX (Forney)
35	Gates Morris	RB	5-9	185	Fr	HS	Univ Stu	Palo Alto, CA
36	Brad Nordahl	CB	5-11	178	Fr	RS	Graph Desi	Frenchtown, MT (Frenchtown)
36	Adam Moore	RB	5-7	188	Fr	RS	Univ Stu	Noxon, MT (Noxon)
37	Deonte Flowers	CB	5-11	175	So	1V	Math	San Diego, CA (Samuel Morse)
38	Trace Timmer	S	5-11	178	Fr	RS	Const Eng Tech	Great Falls, MT (Great Falls)
39	Josh Dirks	S	6-1	201	So	Sq	Civil Eng	Helena, MT (Capital)
40	Donald Tudahl	LS/TE	5-11	245	Jr	1V	Lib Stud	Bigfork, MT (Bigfork)
40	Eric Johnson	DB	5-9	175	Fr	HS	Univ Stu	Billings, MT (DeMatha HS, Md.)
41	Brad Daly	DE	6-1	235	Jr	2V	Business	Helena, MT (Capital)
42	AJ Silva	K	6-1	170	Fr	HS	Univ Stu	Sparks, NV (Reed)
43	Alex Singleton	LB	6-2	223	So	1V	Socio	Thousand Oaks, CA (Thousand Oaks)
44	Aleksei Grosulak	LB	5-10	215	Jr	2V	Chem Eng	Billings, MT (Central)
45	Cody Dopps	RB	6-1	185	Fr	HS	Univ Stu	Bigfork, MT (Bigfork)
46	Hayden Vick	DE	6-3	230	So	Sq	Hea Enh	Power, MT (Power)
47	Taylor Dees	DT	6-2	266	So	1V	Busines	Worden, MT (Huntley Project)
48	Connor Verlanic	DE	6-4	233	So	1V	Ag Bus	Drummond, MT (Drummond)
49	Caleb Schreiber	DE	6-3	249	Sr	3V	Mech Eng Tech.	Billings, MT (West)
50	Craig Ashworth	DT	6-1	281	Jr	1V	Kinesiology	Florence, MT (Florence)
51	Michael Foster	LB	6-1	228	So	1V	Civil Eng	Seabrook, TX (Clear Lake)
52	RETIRED FOR SONNY HOLLAND, CENTER, 1956-59							
53	Robert Walsh	LB	6-1	190	Fr	RS	Bioeng	Twin Bridges, MT (Twin Bridges)
55	John Weidenaar	OT	6-7	267	Fr	RS	Ag Bus	Manhattan, MT (Manhattan Christian)
56	Shaun Sampson	C	6-0	268	Sr	2V	Civ Eng	Helena, MT (Capital)
57	Matt Davis	LB	6-3	231	Fr	RS	Univ Stu	Billings, MT (Skyview)
58	Rhett Young	LB	6-0	216	Fr	RS	An Sci	Augusta, MT (Augusta)
60	Odin Coe	DE	6-3	263	Fr	RS	Univ Stu	Camas, WA (Camas)
61	Steven Foster	OT	6-5	268	Sr	2V	Poli Sci	Helena, MT (Helena)
62	Brad Mathis	OG	5-10	304	Fr	RS	History	Georgetown, TX
63	Kyle Godecke	OL	6-5	316	Fr	RS	Univ Stu	Dillon, MT (Beaverhead)
64	Andy Austin	OG	6-3	284	Jr	Sq	Psych	Billings, MT (West)
65	Christian Williams	OL	6-3	298	Jr	JC	Univ Stu	Glendale, AZ (Scottsdale CC/Cactus)
66	David Dempsey	TE	6-5	225	Fr	HS	Univ Stu	Kirkland, WA (O'Dea)
67	Doug Hanson	OL	6-4	265	Fr	HS	Univ Stu	Trabuco Canyon, CA (Mission Viejo)
68	Dillon Fraley	OL	6-5	230	Fr	HS	Univ Stu	Bigfork, MT (Bigfork)
69	Luke Halliburton	DL	6-0	210	Fr	HS	Univ Stu	Kalispell, MT (Glacier)
70	Joel Horn	OG/C	6-4	290	Fr	RS	Civ Engin	Kalispell, MT (Glacier)
71	Alex Eekhoff	OL	6-6	268	Fr	RS	Const Eng Tech	Reno, NV (Bishop Manogue)
72	Charles Lee	OL	6-4	315	Jr	JC	Univ Stu	Menifee, CA (Fullerton JC/Paloma V.)
73	Tyler Bloomstrom	OL	6-4	270	Fr	HS	Univ Stu	Bozeman, MT (Bozeman)
74	Matthew Devereux	OG	6-3	287	Fr	RS	Business	Eugene, OR (Marist)
75	JP Flynn	OL	6-5	290	Fr	HS	Univ Stu	Bettendorf, IA (Bettendorf)
76	Marshall Womack	OL	6-5	250	Fr	HS	Univ Stu	Lakeway, TX (Lake Travis)
77	RETIRED FOR BILL KOLLAR, DL, 1970-73							
78	RETIRED FOR JAN STENERUD, K, 1964-66							
79	Quinn Catalano	OT	6-4	265	So	1V	Bus Mgt	San Diego, CA (Scripps Ranch)
80	Tiai Salanoa	TE	6-3	255	So	1V	Sociology	Oxnard, CA (Oxnard)
81	Kurt Davis	WR	6-5	235	Jr	Tr	NA	(UNLV)
82	Jake Olson	WR	6-1	213	Fr	FS	HHP	Great Falls, MT (Great Falls)
83	Manny Kalfell	WR	6-3	184	Fr	RS	Bus Mgt	Bozeman, MT (Bozeman)
84	Brian Flotkoetter	WR	6-2	198	So	1V	Hea Enh	Laurel, MT (Laurel)
85	Brandon Neville	WR	6-0	185	Fr	HS	Univ Stu	Mission Viejo, CA (Mission Viejo)
86	Tanner Bleskin	WR	6-3	219	Jr	2V	Microbio	Great Falls, MT (CM Russell)
88	Jackson Mahlum	TE	6-2	212	Fr	HS	Univ Stu	Frenchtown, MT (Frenchtown)
90	Taylor Sheridan	DT	6-3	264	Fr	RS	Bus Mgt	Littleton, CO (Rock Canyon)
91	Chris Houden	TE	6-5	232	So	Sq	Marketing	Madison, WI (Memorial)
92	Nate Bignell	DE	6-2	263	Fr	RS	Univ Stu	Drummond, MT (Drummond)
93	Lee Perkins	TE	6-2	235	So	1V	Const Eng Tech	Great Falls, MT (Great Falls)
94	Griffin Woodall	DT	6-3	274	Fr	RS	Fish Wildlife Mgt	Missoula, MT (Loyola)
95	Zach Hutchins	DL	6-3	225	Fr	HS	Univ Stu	Las Vegas, NV (Bishop Gorman)
96	Zach Minter	DT	6-1	297	Sr	3V	Fam/Cons Sci	Glendale, AZ (Cactus)
97	Zach Logan	DT	6-4	295	So	1V	Univ Stu	Deer Park, TX (South)
98	Kris Cooper	DL	6-2	265	Fr	HS	Univ Stu	Gardena, CA (Garden Sierra)
99	Brian Bignell	DT	6-2	256	Sr	1V	Ani Sci	Helena, MT (Capital)

## 2012 Alphabetical Roster

6 James Aarhus, RB	68 Dillon Fraley, OL	82 Jake Olson, WR
50 Craig Ashworth, DT	5 Joel Fuller, S	23 Jody Owens, LB
24 James Andrews, CB	34 Preston Gale, D	18 Rory Perez, P
64 Andy Austin, OG	14 Everett Gilbert, WR	93 Lee Perkins, TE
22 Eryon Barnett, CB	63 Kyle Godecke, OL	27 Justin Pierson, RB
17 Sean Gords, CB	44 Aleksei Grosulak, LB	5 Dakota Prukop, QB
1 Steven Bethley, S	47 Luke Halliburton, DL	7 Tray Robinson, RB
99 Brian Bignell, DT	19 Rick Haluszka, TE/H	80 Tiai Salanoa, TE
92 Nate Bignell, DE	67 Doug Hanson, OL	56 Shaun Sampson, C
2 Jake Bleskin, QB	70 Joel Horn, OG/C	49 Caleb Schreiber, DE
86 Tanner Bleskin, WR	91 Chris Houden, TE	3 Kazz Siewing, CB
73 Tyler Bloomstrom, OL	6 Heath Howard, S	10 Kruiz Siewing, WR
30 Trevor Bolton, K/P	95 Zach Hutchins, DL	42 AJ Silva, K
79 Quinn Catalano, OT	32 Heath Hunter, LB	43 Alex Singleton, LB
15 Cody Cleveland, S	40 Eric Johnson, DB	27 Levi Sterley, DB
60 Odin Coe, DE	33 Shawn Johnson, RB	38 Trace Timmer, S
98 Kris Cooper, DL	13 Darius Jones, CB	40 Donald Tudahl, LS/TE
41 Brad Daly, DE	83 Manny Kalfell, WR	48 Connor Verlanic, DE
12 David Dash, WR	25 Cody Kirk, RB	46 Hayden Vick, DE
81 Kurt Davis, WR	72 Charles Lee, OL	29 Fe'ao Vunipola, LB
57 Matt Davis, LB	20 Keith Leenders, K	53 Robert Walsh, LB
8 Orenzo Davis, RB	97 Zach Logan, DT	55 John Weidenaar, OT
47 Taylor Dees, DT	88 Jackson Mahlum, TE	65 Christian Williams, OL
66 David Dempsey, TE	31 Robert Marshall, S	76 Marshall Womack, OL
74 Matthew Devereux, OG	62 Brad Mathis, OG	94 Griffin Woodall, DT
28 Vince DiGiallonardo, DB	9 DeNarius McGhee, QB	11 Chase Young, WR
39 Josh Dirks, S	96 Zach Minter, DT	58 Rhett Young, LB
45 Cody Dopps, RB	2 Na'a Moeakiola, LB	
71 Alex Eekhoff, OL	36 Adam Moore, RB	
4 John Ellis, WR	16 Cole Moore, LB	
84 Brian Flotkoetter, WR	26 James Nelson, S	
37 Deonte Flowers, CB	85 Brandon Neville, WR	
75 JP Flynn, OL	17 Chad Newell, RB	
51 Michael Foster, LB	36 Brad Nordahl, CB	
61 Steven Foster, OT		

# 2012 Bobcat Depth Chart and Pronunciations

## Offense

### LEFT TACKLE

55	John Weidenaar ( <i>WY-dun-our</i> )	6-7	267	Fr&
79	Quinn Catalano* ( <i>cat-uh-LAWN-o</i> )	6-4	265	So&

### LEFT GUARD

74	Matthew Devereux ( <i>DEV-uh-roe</i> )	6-3	287	Fr&
64	Andy Austin	6-3	284	Jr&

### CENTER

56	Shaun Sampson**	6-0	268	Sr&
67	Joel Horn	6-4	290	Fr&

### RIGHT GUARD

67	Joel Horn	6-4	290	Fr&
OR 79	Quinn Catalano* ( <i>cat-uh-LAWN-o</i> )	6-4	265	So&
65	Christian Williams	6-3	298	Jr+
63	Kyle Godecke ( <i>go-DECK-ee</i> )	6-5	316	Fr&

### RIGHT TACKLE

61	Steven Foster*	6-5	268	Sr&
71	Alex Eekhoff	6-6	268	Fr&
72	Charles Lee	6-2	315	Jr+

### QUARTERBACK

9	DeNarius McGhee** ( <i>duh-NAIR-ee-us</i> )	6-0	210	Jr&
2	Jake Bleskin	6-1	186	Fr&

### RUNNING BACK

25	Cody Kirk**	5-10	208	Jr&
OR 7	Tray Robinson*	6-1	225	Sr+
8	Orenzo Davis*	5-9	195	Sr&+
33	Shawn Johnson*	5-9	169	So
22	Kerry Sloan*	5-11	201	So&
27	Justin Pierson ( <i>PEER-son</i> )	5-11	200	Fr&
36	Adam Moore	5-7	188	Fr&

### X RECEIVER

86	Tanner Bleskin**	6-3	219	Jr&
84	Brian Flotkoetter* ( <i>FLAWT-cutter</i> )	6-2	198	So&
81	Kurt Davis	6-5	235	Jr+

### Z RECEIVER

4	John Ellis*	5-10	180	Jr
82	Jake Olson	6-1	213	Fr&

### F/Y RECEIVER

14	Everett Gilbert***	5-9	197	Sr
10	Kruiz Siewing** ( <i>Cruise See-wing</i> )	5-11	184	Sr&
12	David Dash	5-7	164	So&
11	Chase Young*	5-11	196	Jr&

### TIGHT END

93	Lee Perkins*	6-2	235	So&
80	Tiai Salanoa* ( <i>Tee sal-uh-NO-uh</i> )	6-3	255	So
91	Chris Houden ( <i>HOW-dun</i> )	6-5	232	So&

## Defense

### END

41	Brad Daly**	6-1	235	Jr&
34	Preston Gale*	6-3	252	Jr&
48	Connor Verlanic*	6-4	233	So&

### TACKLE

96	Zach Minter***	6-1	297	Sr
47	Taylor Dees*	6-2	266	So&

### NOSE

97	Zach Logan	6-4	295	Fr&
50	Craig Ashworth*	6-1	281	Jr&
OR 90	Taylor Sheridan	6-3	264	Fr&
99	Brian Bignell* (injured)	6-2	256	Sr&

### BANDIT

49	Caleb Schreibeis*** ( <i>SHRY-bice</i> )	6-3	253	Jr&
60	Odin Coe	6-3	263	Fr&

### SAM

29	Cole Moore*	6-2	219	So&
58	Rhett Young	6-0	216	Fr&
44	Aleksei Grosulak** ( <i>uh-LEX-ee GROW-suh-lack</i> )	5-10	215	So* (injured)

### MIKE

2	Na'a Moeakiola** ( <i>moe-ee-aw-kee-O-luh</i> )	5-11	217	Jr
51	Michael Foster*	6-1	228	So&

### WILL

23	Jody Owens***	6-1	218	Sr&
43	Alex Singleton*	6-2	223	So
32	Heath Hunter	6-1	222	Fr&

### BOUNDARY CORNER

13	Darius Jones*** ( <i>DARE-ee-us</i> )	5-10	175	Sr
17	#Sean Gords**	5-10	188	Jr
or 22	Eryon Barnett			

### ROVER

5	Joel Fuller***	6-0	199	Sr
31	Robert Marshall*	6-0	202	Fr&
6	Heath Howard**	5-10	186	Sr&

### FREE SAFETY

28	Steven Bethley**	5-11	219	Jr
26	James Nelson	5-10	195	Fr&

### FIELD CORNER

37	Deonte Flowers* ( <i>dee-AWN-tay</i> )	5-11	175	So
24	James Andrews***	6-1	186	Sr&
36	Brad Nordahl	5-11	178	Fr&

#-Top Nickel Back

# 2012 Bobcat Opponent Capsules

## 1 Chadron State

Location.....Chadron, NE  
Enrollment.....2,841  
Nickname.....Eagles  
Colors.....Cardinal, white  
Stadium... Elliott Field at Don Beebe Stadium  
Affiliation.....NCAA DII  
Conference.....Rocky Mountain Athletic  
Athletics Director.....Brad Smith  
Head Coach.....Jay Long  
Alma Mater.....Chadron State/'01  
Career/at School.....15-15, 4th/0-0, 1st  
Record vs. MSU.....0-0 (0-0/0-0)  
SID:Alex Helmbrecht (ahelmbrecht@csc.edu)  
Phone:.....308/432-6493

## 2 at Drake

Location.....Des Moines, IA  
Enrollment.....5,348  
Nickname.....Bulldogs  
Colors.....Blue, white  
Stadium.....Drake Stadium/Johnny Bright Field  
Affiliation.....NCAA DI FCS  
Conference.....Pioneer Football League  
Athletics Director....Sandy Hatfield  
Head Coach.....Chris Creighton  
Alma Mater.....Kenyon College/'91  
Career/at School.....125-38, 16th/30-14, 5th  
Record vs. MSU.....0-1 (0-0/0-1)  
SID:..Ryan Burns (rsburns@ucdavis.edu)  
Phone: 406/243-5402, cell 406/370-9435

## 3 Stephen F. Austin

Location.....Nacogdoches, TX  
Enrollment.....12,954  
Nickname.....Lumberjacks  
Colors.....Purple, white  
Stadium.....Homer Bryce Stadium  
Affiliation.....NCAA DI FCS  
Conference.....Southland  
Athletics Director.....Robert Hill  
Head Coach.....J.C. Harper  
Alma Mater.....Clemson/'99  
Career/at School.....29-30, 6th/same  
Record vs. MSU.....0-0 (0-0/0-0)  
SID:.....James Dixon (jdixon@sfasa.edu)  
Phone: ..936/468-2606, cell 936/552-1171

## 4 Northern Colorado

Location.....Greeley, CO  
Enrollment.....12,358  
Nickname.....Bears  
Colors.....Blue, gold  
Stadium.....Nottingham Field (8,500)  
Affiliation.....NCAA DI FCS  
Conference.....Big Sky  
Athletics Director.....Jay Hinrichs  
Head Coach.....Earnest Collins, Jr.  
Alma Mater.....Northern Colorado/'96  
Career/at School.....0-11/2nd  
Record vs. MSU.....0-11/2nd  
SID:Heather Kennedy (heather.kennedy@unco.edu)  
Phone: ..970/351-1065, cell 970/978-0675

## 5 at Southern Utah

Location.....Cedar City, UT  
Enrollment.....8,066  
Nickname.....Thunderbirds  
Colors.....Scarlet, white  
Stadium.....Eccles Coliseum (8,500)  
Affiliation.....NCAA DI FCS  
Conference.....Big Sky  
Athletics Director.....Ken Beazer  
Head Coach.....Ed Lamb  
Alma Mater.....BYU/'96  
Career/at School.....21-23, 5th/same  
Record vs. MSU.....0-0 (0-0/0-0)  
SID:.....Neil Gardner (gardner@suu.edu)  
Phone:.....435/586-7723, 435/559-0275

## 6 at UC Davis

Location.....Davis, CA  
Enrollment.....32,153  
Nickname.....Aggies  
Colors.....Blue, gold  
Stadium.....Aggie Stadium  
Affiliation.....NCAA DI FCS  
Conference.....Great West  
Athletics Director.....Terrance Tumey  
Head Coach.....Bob Biggs  
Alma Mater.....UC Davis/'73  
Career/at School.....140-78-1/13th  
Record vs. MSU.....1-1 (0-0/1-1)  
SID:..Ryan Burns (rsburns@ucdavis.edu)  
Phone: 406/243-5402, cell 406/370-9435

## 7 Eastern Washington

Location.....Cheney, WA  
Enrollment.....12,130  
Nickname.....Eagles  
Colors.....Red, white  
Stadium.....Roos Field (8,600)  
Affiliation.....NCAA DI FCS  
Conference.....Big Sky  
Athletics Director.....Bill Chaves  
Head Coach.....Beau Baldwin  
Alma Mater.....Central Wash./'83  
Career/at School.....43-19/5th  
Record vs. MSU.....33-16/4th  
SID:.....Dave Cook (dcook@ewu.edu)  
Phone: 406/243-5402, cell 406/370-9435

## 8 North Dakota

Location.....Grand Forks, ND  
Enrollment.....14,095  
Nickname.....UND  
Colors.....Green, white  
Stadium.....Alerus Center (12,283)  
Affiliation.....NCAA DI FCS  
Conference.....Big Sky  
Athletics Director.....Brian Faison  
Head Coach.....Chris Mussman  
Alma Mater.....Iowa State/'90  
Career/at School.....23-10, 5th/same  
Record vs. MSU.....0-0  
SID:Ryan Powell (ryan.powell@athletics.und.edu)  
Phone: ..701/777-2986, cell 701/213-5921

## 9 at Sacramento State

Location.....Sacramento, CA  
Enrollment.....29,241  
Nickname.....Hornets  
Colors.....Green, gold  
Stadium.....Hornet Stadium (17,500)  
Affiliation.....NCAA DI FCS  
Conference.....Big Sky  
Athletics Director.....Dr. Terry Wanless  
Head Coach.....Marshall Sperbeck  
Alma Mater.....Nevada/'84  
Career/at School.....24-32, 6th/same  
Record vs. MSU.....0-5 (0-2/0-3)  
SID:..Brian Berger (bwberger@csus.edu)  
Phone: ..916/278-4313, cell 916/397-4325

## 10 Portland State

Location.....Portland, OR  
Enrollment.....29,818  
Nickname.....Vikings  
Colors.....Green, white  
Stadium.....JELD-WEN Fields (18,627)  
Affiliation.....NCAA DI FCS  
Conference.....Big Sky  
Athletics Director.....Torre Chisholm  
Head Coach.....Nigel Burton  
Alma Mater.....Washington/'99  
Career/at School.....9-13, 3rd/Same  
Record vs. MSU.....0-2 (0-1/0-1)  
SID:.....Mike Lund (lundm@pdx.edu)  
Phone: 406/243-5402, cell 406/370-9435

## 11 at Montana

Location.....Missoula, MT  
Enrollment.....15,642  
Nickname.....Grizzlies  
Spirit Colors.....Maroon, silver  
Stadium.....Washington-Grizzly  
Affiliation.....DI FCS  
Conference.....Big Sky  
Athletics Director.....Jean Gee (Interim)  
Head Coach.....Mick Delaney (Interim)  
Alma Mater.....UM Western/'64  
Career/at School.....0-0/1st  
Record vs. MSU.....same  
SID:Dave Guffey (guffeydb@mso.umt.edu)  
Phone: 406/243-5402, cell 406/370-9435



# the COACHES



# HEAD COACH Rob Ash

Every coaching regime, regardless the sport or level, takes on certain unmistakable characteristics. In five seasons under Rob Ash's direction, the main traits of the Montana State football program stand starkly.

Success on the field. Achievement in the classroom. Integrity in the community.

More than just vague goals plucked from a mission statement, Ash's five years have produced tangible results in each area. The Bobcats own back-to-back Big Sky titles and appeared in the FCS Playoffs in consecutive seasons for only the second time in school history in 2010-11. MSU Football has joined the FCS's standard bearers in academic success as measured by a wide range of metrics, while raising the team's profile in the MSU and Bozeman communities and around the Gallatin Valley with involvement in a wide variety of service activities.



The strongest testimony to MSU's success in those areas came on January 9, 2012, when Ash was named the Liberty Mutual 2011 National Coach of the Year for the Football Championship Subdivision (FCS). Not only does the award stand as a marker of Ash's success on the field, but it exemplifies the path he's followed to that success.

"This is a very meaningful honor because it takes into account the totality of a coach's contributions to a football program," said Ash, the 2010 Big Sky Conference Coach of the Year. "Liberty Mutual set out to honor coaches for their work on the field, but equally for their commitment to giving back to the larger community and to running a program the right way. We've tried to do all those things throughout my career, and it's an awesome honor and at the same time very humbling."

Ash has piled up 39 wins in his five seasons at Montana State (he is 39-20), already the third-best total in school history (Sonny Holland won 47 games from 1971 to '77), and his 215 career wins (he is 215-119-5 in 32 seasons) is in the top 20 among active coaches at any level of college football. With Big Sky titles in 2010 and '11, Ash is one of just five coaches in school history to win multiple conference championships.

Bringing championships to Bozeman was nothing new for Ash – he now owns seven – or the Bobcats. Montana State's 2011 crown stands as the program's fifth in the last 10 years, matching the most successful decade in program history. Ash's 39 wins

place him alone in Montana State's legendary coaching family among coaches in their first five seasons at MSU, and his .661 winning percentage trails only Tony Storti and Herb Agocs among coaches in their first five seasons.

A career that touches five different decades and spans the continent prepared Ash well for crucial late-season moments. The all-time wins leader at both Drake and Juniata, the meticulous planning and preparation of Ash and his staff led the Bobcats to consecutive Big Sky titles.

Ash grew up in a Friday Night Lights world far from the plains of Texas and decades before a book of that name shed light on the sometimes-seedy side of high school football in oil country. Ash grew up the son of an Iowa minister whose family became ingrained in each community he served by following its high school football program. "We would drive for hours to that week's game," Ash recalls, "and we knew we were getting close when we could see the lights of that town's stadium in the distance."

An Academic All-America quarterback at Cornell College in Iowa, Ash cut his coaching teeth as a graduate assistant at his alma mater while simultaneously working as a freelance scout for a local high school football program. He also coached other sports, including tennis, taking lessons from each new assignment that would serve him in later years.

When presented the opportunity to lead his own program he jumped at it, never mind that Juniata sits in the remote hills of Pennsylvania, and that people could barely pronounce the its name, much less locate it on a map. (For the record, Juniata College is pronounced joo-nee-AW-tuh.) Ash led that school, whose football players often traipsed into the woods on hunting expeditions after practice, to one league championship on the way to becoming its all-time winningest coach before leaving for his native Iowa and a unique challenge at Drake University in Des Moines.

Ash led Drake to four titles in the Pioneer Football League, which he helped create, while helping the once-powerful program transition from Division III to I-AA. While at Drake, Ash began helping inspire a passion in aspiring young coaches, spawning the careers of more than a dozen assistant football coaches.

After decades of success, Ash yearned for the opportunity to coach in the post-season

and compete for a national championship. That opportunity came to pass on June 11, 2007, when Bobcat Athletic Director Peter Fields introduced Ash as Montana State's 31st head coach.

Ash spent many years building his impressive resume of success. His coaching career began at his alma mater, Cornell (Iowa) College, shortly after graduating in 1973. After earning a master's degree in history from the University of Michigan in 1975 (he received a second in physical education from Iowa in 1980), he began his coaching career at his alma mater in 1975.

After four years as an assistant at Cornell, he became head coach at NCAA Division III Juniata in 1980. Ash's legacy as a highly-successful head coach began in the hills of rural Pennsylvania, where his teams finished with winning records in two of his first five campaigns, but his final three squads rolled up a 30-11-1 mark, one of the most successful spans in Eagles history.

After compiling a 51-36-3 record at Juniata, Ash was lured to Drake, where he led the Bulldogs to three straight winning seasons for the first time in nearly two decades. Ash's Drake teams posted only two sub-.500 records in 18 years, 1991 and 2002, and those seasons combined were just three games below break-even (9-12). Ash's last three Drake squads combined for a 25-8 record. The Bulldogs won four Pioneer Football League titles during Ash's tenure.

Ash has also gained prominence in his profession by rising to progressively higher levels of prominence and responsibility in the American Football Coaches Association, a sign of both respect from his peers and his high level of diligence and organization. He was elected to the AFCA Board of Trustees in 2002, a position he continues to hold. His tenure as the organization's president marks a first for an MSU coach.

Ash and his wife Margaret have two grown children - Scott, who lives in Bozeman, and Kelly, who a recent graduate of New York University's MA program in jazz performance. Margaret books leisure travel, land vacations, and destination weddings.

Born: July 9, 1951  
 Hometown: Ottumwa, IA  
 Education: Cornell (Iowa) College, BBA, 1973; Michigan, MA, 1975; Iowa, MA, 1980  
 Player: Academic All-America quarterback, Cornell (Iowa) College, 1969-72  
 Family: Wife Margaret, son, Scott, daughter, Kelly

2007-1989-2006	Montana State	Head Coach
1980-88	Drake	Head Coach
1976-79	Juniata	Head Coach
	Cornell College	Assistant Coach

# ASSISTANT COACHES

## Kevin McGiven

### Offensive Coordinator/Quarterbacks

Kevin McGiven may be entering his first year as Montana State's offensive coordinator and quarterbacks coach, but his abilities are already perfectly clear to the Bobcat football program. McGiven helped engineer Weber State's 2008 Big Sky Championship, which included wins at Montana State and Montana. McGiven oversaw the Cameron Higgins' transformation into a Big Sky Offensive MVP and WSU's all-time passing leader with over 12,000 yards, and led the Wildcats to one of the program's best offensive seasons in the last decade-and-a-half. McGiven's coaching career began with graduate assistantships at Louisiana Tech and BYU sandwiched around time as a high school coach. He became Southern Utah's offensive coordinator in 2005, moving to Weber State a season later. During his time in Ogden the Wildcats transitioned from four wins (2006) to 10 (2008), including a league title in '08. He moved to Utah State in 2009, with Diondre Borel posting a school-record total offense mark and the Aggies jumping from 89th to 14th in total yards. The next season he began a two-year stay at Memphis.

**Birth Date:** March 19, 1977

**Hometown:** Orem, UT

**Education:** BS, Utah Valley, 2001; ME, BYU, 2005

**Player:** WR at Louisiana Tech, 1998

**Family:** Wife Lindsay, sons Payton (12), KJ (10), Beau (8), daughter Ireland (6)

2012-	Montana State .....	Offensive Coordinator/Quarterbacks
2010-11	Memphis.....	Quarterbacks/Asst. Head Coach of Offense
2009	Utah State.....	Quarterbacks/Asst. Head Coach
2006-08	Weber State .....	Offensive Coordinator/Quarterbacks
2005	Southern Utah.....	Offensive Coordinator/QBs and WRs
2002-04	BYU.....	Offensive Graduate Assistant
2001	Mountain Vie HS (Provo, UT) .....	Receivers/Tight Ends
1998	Louisiana Tech.....	Offensive Student Assistant

GAME DAY ASSIGNMENT: Press Box

## Jason McEndoo

### Offensive Line

The senior member of Montana State's coaching staff, Jason McEndoo stands unquestionably as one of the top assistant coaches in Big Sky Conference history. The 2011 American Football Coaches Association FCS Assistant Coach of the Year, he enters his 10th season as the architect of one of the most decorated and productive units in the FCS. McEndoo has coached seven Bobcat All-Americans and nine First Team All-Big Sky selections, including Jeff Bolton, an All-America center who earned the 2005 Rimington Award honors as Division I-AA's top player at that position, 2010 consensus All-America Mike Person (a seventh round choice by San Francisco in the 2011 NFL Draft), and 2011 First Team All-Big Sky selections Conrad Burbank and Alex Terrien. MSU's O-line led the Big Sky in fewest sacks allowed in 2006 and '08, and in rushing yards in '08. The offensive line has also become a hub of leadership in the Bobcat program, with at least one Bobcat offensive lineman has serving as a team captain in eight of McEndoo's nine seasons. The former All-Pac 10 offensive lineman (1997) graduated from Washington State in '98, spending the next three seasons in the NFL with Seattle and New Orleans. He coached high school football in Washington from 2000-02 before arriving at MSU.

**Born:** February 25, 1975

**Hometown:** Aberdeen, WA

**Education:** Washington State, BA, 1998; Whitworth, MA, 2003

**Player:** Washington State 1994-97, All-Pac 10 as senior

**Family:** Wife Ruth, son Luke (9), daughters Elizabeth (7), Aubrie (5), Ainslee (2)

2003-	Montana State.....	Offensive Line
2002	Mt Spokane HS .....	Offensive Line
2000-01	Lake Washington HS.....	Offensive Line

GAME DAY ASSIGNMENT: Sideline

# ASSISTANT COACHES

## Brian Von Bergen

### Wide Receivers

After mentoring a youthful MSU receiving corps in 2009, Brian Von Bergen spent the next two seasons molding Bobcat pass-catchers into one of the top groups in the FCS and one of the leadership groups in the MSU program. Senior Elvis Akpla became the first Bobcat receiver to earn All-America honors in 15 years in 2011. The 17-year Division I coaching veteran came to MSU in 2009 after coaching Miami (Ohio) receivers from 2000-08. A 1992 Illinois graduate, he began his coaching career as a volunteer coach (1992) and graduate assistant (1993-95) at Miami, before coaching running backs at Southern Illinois in 1996. After a season with the Salukis he moved to Northwestern, where he was football operations director from 1997-99. In his second stint at Miami he served as the Red Hawks' recruiting coordinator, helping land a list of future NFL starters including Ben Roethlisberger, and spent four years coordinating the program's passing game. Von Bergen was part of three MAC East title teams and a top 10 BCS finish in 2003, developing three straight team MVPs, and boosting a pair of receivers into the NFL draft (Trevor Gaylor, San Diego, 2000, and Ryne Robinson, Carolina, 2007). In addition to making a positive impact on MSU's recruiting efforts Von Bergen has mentored three players on MSU's career receiving top 10.

**Born:** December 26, 1969  
**Hometown:** Hebron, IL  
**Education:** Illinois, BS, 1992; Miami (Ohio), MS, 1994  
**Family:** Wife Erin, son Gunnar (8)

2009-	Montana State.....	Receivers
2000-08	Miami (Ohio).....	Receivers
1997-99	Northwestern.....	Football Operations
1996	Southern Illinois.....	Running Backs
1993-95	Miami (Ohio).....	Graduate Assistant
1992	Miami (Ohio).....	Volunteer Coach

## Erik Link

### Tight Ends

Erik Link is getting used to championship football. One season after working as a special teams quality control coach on Auburn's BCS Championship team, Link coached tight ends for MSU's 2011 Big Sky title team. In the process, he mentored Second Team All-Big Sky tight end Steven Foster, a junior. Link's responsibility within the Bobcat program has grown this off-season, as well, when he was named Special Teams Coordinator prior to spring drills. The former Drake Bulldog player rejoined his college head coach before the 2011 season after spending 2010 as part of Auburn's magical season, where he coordinated special teams scout units and assisted in all elements of the team's special teams operations. Link coached the offensive line at Keller (Tex.) High School in 2009 after four seasons at Iowa State (assistant director of football operations, 2007-09, and offensive graduate assistant, 2006).

Following his playing career Link joined Ash's Drake coaching staff in 2004 in time for the team's Pioneer Football League title, working as an assistant coach in '05.

**Education:** Drake, BS, 2003; Drake, MPA, 2008

2011-	Montana State.....	Tight Ends/Special Teams (2012)
2010	Auburn.....	Special Teams Quality Control
2009	Keller (Tex.) HS.....	Off. Coord.
2007-09	Iowa State.....	Off. Coord.
2006	Iowa State.....	Graduate Assistant
2005	Drake.....	Graduate Assistant

## Demo Odems

### Running Backs

Demo Odems brings a wide range of coaching experience and a unique perspective as a recruiter to his first season at Montana State. A former receiver and running back at the University of Iowa, Odems inherits a Bobcat running back corps with one returning First Team All-Big Sky player and a pair of second team selections. He comes to MSU from Lyndon B. Johnson High School in Austin, Tex., where he compiled a 22-19 record in four seasons. His 2011 squad finished 6-4, winning the school's first outright district title since 1995. Odems began his coaching career as an LBJ assistant in 1997, joining the Lancaster, Tex., HS staff as offensive coordinator in 2001. In 2005, Odems became a graduate assistant at Wisconsin, moving on to Arkansas-Monticello as receivers coach in 2006. He returned to the prep ranks in 2007, coaching at Johnston High in Austin, before becoming Athletic Director and Head Football Coach at LBJ the next season. Odems posted an impressive playing indoor football playing career after his collegiate days with the Texas Terminators in the Indoor Football League and the Grand Rapids Rampage in the Arena Football League. In 2001, he was named Ironman of the Game in the Arena Bowl XV Championship, and earned All-Ironman Receiver honors that season.

**Born:** May 4, 1974  
**Education:** BS, Iowa, 1996; MS, Texas A&M Commerce, 2011  
**Player:** Four-year letterman, three-year starting receiver at Iowa, 1992-96; Ironman WR in 2001 Arena Bowl XV Championship for Grand Rapids  
**Family:** Wife Kimberly, grown son Justin  
**Hometown:** Austin, TX

2012-	Montana State.....	Running Backs
2008-11	Austin, Tex., Lyndon B. Johnson HS.....	Head Coach
2007	Austin, Tex., Johnson HS.....	Head Coach
2006	Arkansas-Monticello.....	Receivers
2005	Wisconsin.....	Graduate Assistant
2001-04	Lancaster, Tex., HS.....	Offensive Coordinator
1997-2000	Austin, Tex., Lyndon B. Johnson HS.....	Assistant

# ASSISTANT COACHES

## Jamie Marshall

### Defensive Coordinator

If staying on top is harder than getting there, Jamie Marshall's accomplishments are monumental and his achievements as Montana State's defensive coordinator are impressive and the task in front of him daunting. That is because Marshall took over the Big Sky's top defense during the program's transitional summer of 2007, and after early growing pains ratcheted the Bobcat defense into a unit that led the league twice since, and finishing second by a hair last fall (329.7 yards per game). MSU surrendered a league-low 314.1 yards per game in 2008, and 343.9 yards a game in 2009. The Bobcats again performed well through most of the 2010 season in spite of mid-season personnel losses which took a toll during October, when MSU finished fifth in the league in total defense and scoring defense. Even in 2007 season the Bobcat defense performed brilliantly, finishing second in the Big Sky in scoring defense and third in yards allowed. Marshall's defenses have produced two consensus All-Americans (LB Bobby Daly, 2007 and '08, and DE Dane Fletcher, '09) and six First Team All-Big Sky choices. The defensive coordinator at Drake from 2003-06, Marshall's emergence as engineer of one of the top FCS stop units is no surprise. The Dubuque, Iowa, native had similar success at Drake, engineering 10th place Bulldog finishes in FCS scoring defense during two of his last three seasons. His teams defended the run (12th in 2004) and pass (10th in 2006, 23rd in '04) with equal proficiency. After one season in the Iowa prep ranks (1999), Marshall joined Ash's staff at his alma mater. He was a defensive assistant at Drake from 2000-02, serving as defensive coordinator/linebackers coach from 2003-06. The two-year All-Pioneer League defensive back earned his bachelor's degree from Drake in 1999. Marshall played for Ash at Drake from 1995-98, earning all-conference honors as a junior and senior.

**Hometown:** Dubuque, Iowa

**Born:** March 7, 1977

**Education:** BS Secondary Ed, Drake, 1999

**Player:** Two-time All-Pioneer DB at Drake

**Family:** Wife Kristi, son Cole (3)

2007-	Montana State.....	Defensive Coordinator
2003-06	Drake.....	Defensive Coordinator
2000-02	Drake.....	Defensive assistant

## Bo Beck

### Defensive Line

One of the veteran members of the Bobcat coaching staff, Bo Beck's list of accomplishments at MSU is grounded in more than longevity. Coaching one of the legendary position groups in Big Sky Conference history, Beck has molded a dominant and accomplished group. Led by the efforts of All-America defensive end Dane Fletcher (2006-09), Beck's Bobcat D-line has piled up impressive numbers during his tenure. The Bobcats led the Big Sky in sacks in 2011 – piling up a gaudy 44 – and 2009, finish-

ing second in 2008. Brad Daly led the Big Sky with 1.04 sacks a game in 2011. Fletcher, now a member of the New England Patriots, earned All-America honors in 2009, while 2010 senior Dan Ogden joined that list. Zach Minter earned Third Team All-America honors in 2011 as a junior. In addition to leading the MSU defensive line, Beck assumed the duties of recruiting coordinator upon the departure of Noah Joseph this winter. A former Colorado State defensive lineman, Beck began his collegiate coaching career as Rob Ash's defensive line coach at Drake from 2002-04, moving to Iowa State as a graduate assistant from 2004-06. Beck began his playing career at Arizona State, finishing at and graduating from CSU in 2002.

**Born:** September 4, 1971

**Education:** BA CSU, 2002; MS Drake, 2005; MS Iowa State, 2007.

**Player:** Played at Arizona State (1989, '90), Colorado State (1991, '92)

**Hometown:** Fort Collins, CO

2007-	Montana State.....	Defensive Line/Recruiting Coord. (2012)
2004-06	Iowa State.....	Graduate Assistant
2002-04	Drake.....	Defensive Line
1994-2001	Fort Collins (Colo.) HS.....	Defensive Coordinator

## Kane Ioane

### Linebackers

One of the best and most decorated players in Montana State football history, Kane Ioane is building a considerable legacy as a Bobcat assistant coach. Entering his ninth season on the Bobcat staff, his seventh as a full-time assistant and fourth as the team's primary linebackers coach, Ioane has worked with some of the top 'backers produced by MSU, including All-America Bobby Daly and all-conference linebackers Clay Bignell and Jody Owens. The Billings native earned All-Big Sky honors twice, and was Big Sky Defensive MVP as a senior in 2003. Ioane paced a defense that led the league in fewest yards allowed for three straight seasons, winning back-to-back Big Sky titles in 2002 and '03, and Ioane led the conference in tackles as a sophomore and junior. The only four-time All-America in Bobcat history, Ioane capped his career with consensus first team honors as a senior. Ioane comes by his coaching ability naturally. His father is a long-time basketball and golf coach at Billings Skyview, and his brother Kip is currently the head men's basketball coach at Willamette University in Oregon.

**Born:** January 23, 1982

**Hometown:** Billings, MT

**Education:** Montana State, BA, 2005

**Player:** MSU, All-America safety and Big Sky Defensive MVP

2009-	Montana State.....	Linebackers
2005-08	Montana State.....	Linebackers Asst

# ASSISTANT COACHES

## Toby Neinas

### Secondary

Toby Neinas brings a diverse coaching background and an impressive football pedigree to the Montana State coaching staff in 2012. A 15-year veteran of the full-time college coaching ranks, all at the FBS level, Neinas arrives from the University of New Mexico, where he was linebackers coach since 2009, special teams coordinator in 2009-10, and defensive coordinator in 2011. Prior to his tenure in Albuquerque he was at Mountain West rival San Diego State as special teams coordinator from 2006-08, coaching tight ends in 2006-07 and outside linebackers in '08. Neinas spent four seasons at Temple, coaching defensive line in 2002-03 and inside linebackers in 2004-05. The 1995 Missouri grad began his coaching career as a graduate assistant at North Carolina under Mack Brown that fall, and a year later began a six-year stint with Brown's brother Watson at Alabama-Birmingham. Neinas coached on the defensive side of the ball through 2000, handling running backs and tight ends in 2001, the year the Blazers beat MSU at Legion Field.

**Born:** Sept. 1, 1971

**Hometown:** Boulder, Colo.

**Education:** Missouri, '95

**Family:** Wife Cassie, son Charles (2)

2012-	Montana State .....	Secondary
2009-11	New Mexico..... DC (2011)/Linebackers (2009-11)/Special Teams (2009-10)	
2006-08	San Diego State ..... TE (2006-07)/OLB (2008)/Special Teams (2006-08)	
2002-05	Temple .....	DL (2002-03)/ILB (2004-05)
1996-2001	UAB .....	OLB (1996)/DE (1997-98)/1999-00 (S)/RB-TE (2001)
1995	North Carolina .....	Graduate Assistant/Secondary
1993-94	Missouri .....	Student Assistant/Secondary

## Brandon North

### Secondary Assistant

After helping lead Stephen F. Austin to back-to-back Southland Football League Championships in 2009 and '10, Brandon North hit the trifecta with the Bobcats in 2011. North helped tutor a Bobcat secondary that finished first in the league in pass defense (181.4 yards per game) and pass efficiency defense (110.9 rating). North spent four seasons on the coaching staff at his alma mater, and during the Lumberjacks' 2009-10 championship seasons coached SFA safeties. A member of that school's 1999 league title team, North was an all-conference defensive back who was named ESPN Sports Ticker National Player of the Week once during that season. He finished his career with more than 200 tackles. North earned his bachelor's degree from SFA in 2003 and his master's in 2009. After graduating he spent four years in retail management before returning to the Stephen F. Austin program as an assistant coach in 2007.

**Born:** January 30, 1978

**Hometown:** Houston, TX

**Education:** Stephen F. Austin, BA, 2003; Stephen F. Austin, ME, 2009

**Player:** Stephen F. Austin 1996-2000, All-Southland as junior and senior

2011-	Montana State .....	Secondary Assistant
2007-10	Stephen F. Austin.....	Safeties



**STATS, RECORDS, HISTORY**

# 2011 Statistics

RECORD:.....OVERALL  
 ALL GAMES.....10-3  
 CONFERENCE.....7-1

HOME      AWAY  
 6-1        4-2  
 3-1        4-0

Date	Opponent	Result	Score	Total Yds
Sep 1	at Utah	L	10-27	45,311
Sep 10	UC DAVIS	W	38-14	18,487
Sep 17	MINOT STATE	W	43-7	16,507
Sep 24	*at #21 Eastern Washington	W	36-21	10,422
Oct 1	*#25 SACRAMENTO STATE	W	31-21	18,847
Oct 8	*at Portland State	W	38-36	9,054
Oct 15	*NORTHERN ARIZONA	W	41-24	17,527
Oct 22	*at Northern Colorado	W	31-21	5,301
Oct 29	*IDAHO STATE	w	54-13	16,517
Nov 5	*at Weber State	W	44-24	6,505
Nov 19	*MONTANA	L	10-36	20,247
Dec 3	\$NEW HAMPSHIRE	W	26-25	11,367
Dec 10	\$at Sam Houston State	L	13-49	9,077

\* conference game      \$ FCS Playoffs

TEAM STATISTICS.....MSU	OPP	
SCORING/Average.....	415/31.9	318/24.5
FIRST DOWNS.....	276/144-112-20	230/112-90-28
RUSHING YARDAGE.....	2759	1933
Yards gained rushing.....	3011	2321
Yards lost rushing.....	252	388
Rushing Attempts.....	556	426
Average Per Rush.....	5.0	4.5
Average Per Game.....	212.2	148.7
Tds Rushing.....	26	17
PASSING YARDAGE.....	2833	2358
Comp-Att-Int.....	205-340-14	198-392-12
Average Per Pass.....	8.3	6.0
Average Per Catch.....	13.8	11.9
Average Per Game.....	217.9	181.4
Tds Passing.....	24	19
TOTAL OFFENSE.....	5592	4291
Total Plays.....	896	818
Average Per Play.....	6.2	5.2
Average Per Game.....	430.2	330.1
KICK RETURNS: #-Yards.....	52-1097	62-1459
PUNT RETURNS: #-Yards.....	28-153	17-129
INT RETURNS: #-Yards.....	12-115	14-239
KICK RETURN AVERAGE.....	21.1	23.5
PUNT RETURN AVERAGE.....	5.5	7.6
INT RETURN AVERAGE.....	9.6	17.1
FUMBLES-LOST.....	12-8	15-7
PENALTIES-Yards.....	84-761	96-873
Average Per Game.....	58.5	67.2
PUNTS-Yards.....	49-1857	68-2661
Average Per Punt.....	37.9	39.1
Net punt average.....	32.4	36.0
TIME OF POSSESSION/Game.....	32:15	27:45
3RD-DOWN Conversions.....	79/179	61/169
3rd-Down Pct.....	44%	36%
4TH-DOWN Conversions.....	7/10	7/15
4th-Down Pct.....	70%	47%
SACKS BY-Yards.....	43-279	16-102
MISC YARDS.....	-7	3
TOUCHDOWNS SCORED.....	50	40
FIELD GOALS-ATTEMPTS.....	22-31	12-20
ON-SIDE KICKS.....	0-0	1-2
RED-ZONE SCORES.....	(49-56) 88%	(32-42) 76%
RED-ZONE TOUCHDOWNS.....	(36-56) 64%	(22-42) 52%
PAT-ATTEMPTS.....	(47-50) 94%	(34-36) 94%
ATTENDANCE.....	7/119,499/17,071	6/85,670/14,278

RUSHING	GP	#	YDS	LOSS	NET	APC	TD	LG	APG
Cody Kirk	13	241	1377	26	1351	5.6	14	72	103.9
Tray Robinson	13	122	675	34	641	5.3	5	51	49.3
DeNarius McGhee	13	90	484	144	340	3.8	5	37	26.2
Everett Gilbert	13	28	199	8	191	6.8	2	39	14.7
C.J. Palmer	7	27	105	5	100	3.7	0	15	14.3
Shawn Johnson	13	12	70	11	59	4.9	0	18	4.5
Kerry Sloan	4	15	46	6	40	2.7	0	9	10.0
John Ellis	13	3	38	0	38	12.7	0	20	2.9
Elvis Akpla	13	2	9	0	9	4.5	0	6	0.7
G. Galloway	8	2	6	2	4	2.0	0	6	0.5
Rick Haluszka	9	1	2	0	2	2.0	0	2	0.2
Team	10	13	0	16	-16	-1.2	0	0	-1.6

PASSING	G	Eff	Comp-Att-Int	Pct	Yds	TD	Lng	Avg/G
DeNarius McGhee	13	147.53	202-331-14	61.0	2799	24	95	215.3
G. Galloway	8	56.50	2-8-0	25.0	30	0	26	3.8
Rory Perez	12	133.60	1-1-0	100.0	4	0	4	0.3
Total.....	13	145.34	205-340-14	60.3	2833	24	95	217.9
Opponents.....	13	110.91	198-392-12	50.5	2358	19	79	181.4

RECEIVING	G	No.	Yds	Avg	TD	Long	Avg/G
Elvis Akpla	13	63	1145	18.2	11	95	88.1
Tanner Bleskin	13	30	417	13.9	3	46	32.1
John Ellis	13	27	342	12.7	1	69	26.3
Cody Kirk	13	23	271	11.8	0	52	20.8
Tray Robinson	13	18	176	9.8	2	30	13.5
Everett Gilbert	13	17	152	8.9	2	31	11.7
Steven Foster	12	10	68	6.8	2	12	5.7
Kruiz Siewing	7	5	144	28.8	2	46	20.6
Shane Robison	10	5	83	16.6	1	37	8.3
Tiai Salanoa	9	4	24	6.0	0	15	2.7
Lee Perkins	9	2	10	5.0	0	6	1.1
B. Flotkoetter	10	1	1	1.0	0	1	0.1

ALL PURPOSE	G	Rush	Rec	PR	KOR	IR	Tot	Avg/G
Cody Kirk	13	1351	271	0	0	0	1622	124.8
Elvis Akpla	13	9	1145	28	0	0	1182	90.9
Everett Gilbert	13	191	152	0	490	0	833	64.1
Tray Robinson	13	641	176	0	0	0	817	62.8
John Ellis	13	38	342	0	228	0	608	46.8

TOTAL OFFENSE	G	Plays	Rush	Pass	Total	Avg/G
DeNarius McGhee	13	421	340	2799	3139	241.5
Cody Kirk	13	241	1351	0	1351	103.9
Tray Robinson	13	122	641	0	641	49.3
Everett Gilbert	13	28	191	0	191	14.7
C.J. Palmer	7	27	100	0	100	14.3

FIELD GOALS	FG-FGA	Pct	1-9	20-29	30-39	40-49	50-99	Lg	Bk
Cunningham	22-31	71.0	0-0	8-9	6-9	6-9	2-4	55	3

**Cunningham Kick-by-Kick:** UU: 37-G. UCD: 22-NG, 47-G. MSU: 49-G, 56-NG, 41-G. EWU: 55-G, 55-G, 31-G, 32-G, 43-G. SAC: 26-G. PSU: 43-blocked; 26-G. NAU: 36-NG. UNC: 31-G, 49-NG. ISU: 25-G, 26-G. WSU: 32-G, 46-G, 26-G. UM: 37-NG, 58-blkd, 38-G; UNH: 41-G, 26-G; SHSU: 27-G, 22-G, 46-NG, 39-blkd.

SCORE BY QUARTERS	1st	2nd	3rd	4th	OT	Total
Montana State	75	180	85	75		415
Opponents	79	95	79	65		318

SCORING	TD	FGs	PATs					DXP	Saf	Pts
			Kick	Rush	Rec	Pass	Pass			
J. Cunningham	0	22-31	47-50	0-0	0	0-0	0	0	113	
Cody Kirk	14	0-0	0-0	0-0	0	0-0	0	0	84	
Elvis Akpla	11	0-0	0-0	0-0	0	0-0	0	0	66	
Tray Robinson	7	0-0	0-0	0-0	0	0-0	0	0	42	
DeNarius McGhee	5	0-0	0-0	0-0	0	0-0	0	0	30	
Everett Gilbert	4	0-0	0-0	0-0	0	0-0	0	0	24	
Tanner Bleskin	3	0-0	0-0	0-0	0	0-0	0	0	18	
Kruiz Siewing	2	0-0	0-0	0-0	0	0-0	0	0	12	
Steven Foster	2	0-0	0-0	0-0	0	0-0	0	0	12	
John Ellis	1	0-0	0-0	0-0	0	0-0	0	0	6	
Shane Robison	1	0-0	0-0	0-0	0	0-0	0	0	6	
Michael Foster	0	0-0	0-0	0-0	0	0-0	0	1	2	

INTERCEPTIONS	No.	Yds	Avg	TD Long
Na'a Moeakiola	3	15	5.0	0 12
Steven Bethley	2	0	0.0	0 0
Clay Bignell	1	14	14.0	0 14
Darius Jones	1	-2	-2.0	0 0
Sean Gords	1	0	0.0	0 0
Jody Owens	1	12	12.0	0 12
Deonte Flowers	1	57	57.0	0 57
Robert Marshall	1	0	0.0	0 0
Kazz Siewing	1	19	19.0	0 19

PUNTING	No.	Yds	Avg	Long	TB	FC	I20	Blkd
Rory Perez	44	1786	40.6	64	5	12	14	3
Team	3	0	0.0	0	0	0	0	0
J. Cunningham	2	71	35.5	36	2	0	0	0

PUNT RETURNS	No.	Yds	Avg	TD Long
Shawn Johnson	18	125	6.9	0 26
Elvis Akpla	10	28	2.8	0 14

KICK RET	No.	Yds	Avg	TD Long
Everett Gilbert	22	490	22.3	0 50
Shawn Johnson	18	352	19.6	0 35
John Ellis	9	228	25.3	0 56
Kerry Sloan	2	27	13.5	0 17
Tanner Bleskin	1	0	0.0	0 0

## Offensive Game-by-Game Individual Statistics

### RUSHING

	KIRK #-Yds-TD	ROBINSON #-Yds-TD	PALMER #-Yds-TD	SLOAN #-Yds-TD	JOHNSON #-Yds-TD	GILBERT #-Yds-TD	AKPLA #-Yds-TD	McGHEE #-Yds-TD	GALLOWAY #-Yds-TD
UU	9-48-0	2-4-0	0-0-0	3-9-0	0-0-0	1-2-0	1-6-0	12-6-0	DNP
UCD	22-155-2	6-37-0	6-10-0	4-9-0	0-0-0	0-0-0	0-0-0	7-39-1	0-0-0
MSU	13-63-2	8-41-1	10-50-0	7-22-0	4-18-0	1-18-0	0-0-0	1-6-0	1-6-0
EWU	20-112-1	14-68-0	0-0-0	DNP	0-0-0	0-0-0	0-0-0	14-77-1	DNP
SAC	25-134-2	9-48-0	DNP	DNP	0-0-0	4-29-0	6-174-2	4- -4-0	DNP
PSU	20-74-0	8-20-0	DNP	DNP	0-0-0	4-52-0	0-0-0	8-12-1	DNP
NAU	24-142-1	14-107-1	0-0-0	DNP	0-0-0	3-11-1	0-0-0	5-36-0	DNP
NC	29-202-1	10-33-0	0-0-0	DNP	0-0-0	4-37-1	0-0-0	4-30-0	DNP
ISU	24-184-4	10-154-2	11-40-0	DNP	8-41-0	2-15-0	0-0-0	1- -12-0	1- -2-0
WSU	14-74-1	13-59-1	0-0-0	DNP	0-0-0	0-0-0	0-0-0	8-25-0	DNP
UM	11-45-0	6-1-0	0-0-0	DNP	0-0-0	2-4-0	0-0-0	8-29-0	DNP
NH	18-96-0	11-27-0	0-0-0	DNP	0-0-0	3-10-0	1-3-0	12-96-2	DNP
SHSU	12-22-0	11-42-0	0-0-0	DNP	0-0-0	4-13-0	0-0-0	7-0-0	DNP

### PASSING

	McGHEE A-C-1, Yds, TD	GALLOWAY A-C-1, Yds, TD, Sacked
UU	16-29-2, 183, 1	DNP
UCD	15-26-1, 257, 2	0-0-0
MSU	14-21-0, 244, 2	2-5-0, 30, 0
EWU	12-26-1, 161, 1	DNP
SAC	14-24-0, 242, 2	DNP
PSU	15-22-0, 255, 4	DNP
NAU	22-18-1, 247, 3	DNP
NC	16-23-2, 188, 2	DNP
ISU	8-15-1, 95, 1	0-1-0
WSU	21-32-2, 310, 3	DNP
UM	16-33-0, 171, 1	DNP
NH	14-21-3, 167, 1	DNP
SHSU	21-36-1, 272, 1	DNP

### RECEIVING

	AKPLA #-Yds-TD	BLESKIN #-Yds-TD	GILBERT #-Yds-TD	ELLIS #-Yds-TD	Kr.SIEWING #-Yds-TD	FLOTKOETTER #-Yds-TD	THIBAULT #-Yds-TD		
UU	1-47-0	5-38-1	0-0-0	4-27-0	0-0-0	0-0-0	0-0-0		
UCD	7-90-1	0-0-0	0-0-0	2-53-0	2-46-1	0-0-0	0-0-0		
MSU	3-115-1	5-80-0	1-7-1	1-10-0	1-26-0	0-0-0	0-0-0		
EWU	3-41-1	2-21-0	3-35-0	0-0-0	0-0-0	0-0-0	0-0-0		
SAC	6-174-2	0-0-0	2-11-0	3-29-0	DNP	0-0-0	DNP		
PSU	4-78-1	4-60-0	0-0-0	2-77-1	DNP	0-0-0	DNP		
NAU	7-79-2	3-76-1	3-7-0	1-11-0	DNP	0-0-0	DNP		
NC	6-57-1	1-11-1	2-51-0	3-41-0	0-0-0	0-0-0	DNP		
ISU	3-52-1	1-18-0	1-7-0	1-1-0	0-0-0	0-0-0	DNP		
WSU	3-94-0	5-52-0	2-16-0	3-26-0	1-26-1	0-0-0	DNP		
UM	6-113-1	1-15-0	1-7-0	1-3-0	0-0-0	0-0-0	DNP		
NH	8-105-0	2-38-0	0-0-0	2-9-0	0-0-0	0-0-0	DNP		
SHSU	6-100-0	1-8-0	2-11-1	4-55-0	1-46-0	1-1-0	DNP		

	ROBISON #-Yds-TD	FOSTER #-Yds-TD	KIRK #-Yds-TD	ROBINSON #-Yds-TD	SLOAN #-Yds-TD	PALMER #-Yds-TD	SALANOVA #-Yds-TD	PERKINS #-Yds-TD	#-Yds-TD
UU	0-0-0	1-2-0	3-53-0	2-16-0	0-0-0	0-0-0	0-0-0	0-0-0	
UCD	1-9-0	1-5-0	2-54-0	0-0-0	0-0-0	0-0-0	0-0-0	0-0-0	
MSU	0-0-0	2-8-0	2-24-0	0-0-0	0-0-0	0-0-0	0-0-0	1-4-0	
EWU	0-0-0	1-11-0	1-15-0	2-38-0	DNP	0-0-0	0-0-0	0-0-0	
SAC	0-0-0	0-0-0	2-6-0	1-20-0	DNP	DNP	0-0-0	1-6-0	
PSU	0-0-0	2-17-1	2- -1-0	1-24-1	DNP	DNP	0-0-0	0-0-0	
NAU	2-28-0	1-7-0	1-43-0	1-2-0	DNP	0-0-0	1-1-0	0-0-0	
NC	0-0-0	DNP	1- -7-0	3-27-0	DNP	0-0-0	1-8-0	0-0-0	
ISU	0-0-0	0-0-0	1-9-0	1-8-0	DNP	0-0-0	0-0-0	0-0-0	
WSU	1-37-1	1-6-1	2-20-0	2-18-0	DNP	0-0-0	1-15-0	0-0-0	
UM	0-0-0	1-12-0	3-19-0	3-2-0	DNP	0-0-0	0-0-0	0-0-0	
NH	0-0-0	0-0-0	0-0-0	2-15-1	DNP	0-0-0	DNP	0-0-0	
SHSU	1-9-0	0-0-0	3-36-0	1-6-0	DNP	0-0-0	1-0-0	0-0-0	

## Bobcat Defensive Statistics

DEFENSIVE LEADERS		-----Tackles-----			-Sacks-		---Pass Def---		-Fumbles-		Blkd			
GP.	Solo	Ast	Total	TFL/Yds	No-Yards	Int-Yds	BrUp	QBH	Rcv-Yds	FF	Kick Saf			
23	Jody Owens	13	58	47	105	17.0-63	5.0-34	1-12	1	2	1-0			
42	Clay Bignell	13	29	38	67	0.5-3	0.5-3	1-14	1	2	1-0	1		
49	C. Schreibeis	13	27	38	65	11.0-52	7.0-40		2	6	1-0			
13	Darius Jones	13	43	18	61	4.0-11		1--2	8					
5D	Joel Fuller	13	38	23	61	2.0-4			8		1			
96	Zach Minter	13	31	21	52	10.0-52	7.5-42		1	8	1-0	2		
28	Steven Bethley	13	27	16	43	0.5-1		2-0	2		1-0	1		
37	Deonte Flowers	13	29	10	39	3.0-4		1-57	8					
2	Na'a Moeakiola	12	16	21	37	2.5-6	1.0-4	3-15	1		1			
41	Brad Daly	12	18	13	31	13.0-109	12.5-109		7		2			
11	John Laidet	14	17	9	26	7.0-18	2.5-11		2		1			
17	Sean Gords	11	13	10	23	2.5-7	1.0-5	1-0	3	1				
51	Michael Foster	10	11	5	16	1.5-2	1.5-2					1		
6	Heath Howard	11	8	7	15									
98	Christian Keli'i	11	6	7	13	3.0-13	2.5-13		1	4	1			
29	Cole Moore	9	8	5	13	0.5-2								
9D	Roger Trammell	3	6	5	11						1-0			
8	Zach Coleman	12	7	4	11				3					
99	Brian Bignell	10	8	3	11	2.0-12	2.0-12		2	1				
2D	Naa Moeakiola	3	7	2	9	1.0-2			1		1			
44	A. Grosulak	10	5	3	8				2	1				
31	Robert Marshall	10	4	4	8			1-0						
3	Kazz Siewing	10	7		7			1-19	3					
97	Zach Logan	9	2	4	6					1				
43	Alex Singleton	2	5	1	6									
7	Tray Robinson	13	4	2	6									
1	Elvis Akpla	13	4	1	5						1-0			
48	Connor Verlanic	5	3	1	4	1.0-2	1.0-2							
82	Chase Young	7	2	2	4									
5F	Craig Ashworth	4	1	2	3	1.5-3	0.5-1							
15	J. Cunningham	13	3		3									
84	B. Flotkoetter	10	2		2									
47	Taylor Dees	6	2		2									
9	DeNarius McGhee	13	1	1	2						1			
40	Donald Tudahl	10	2		2									
26	James Nelson	9	1	1	2				1					
22	Kerry Sloan	4	1	1	2									
10	Kruiz Siewing	7	1		1									
86	Tanner Bleskin	13	1		1									
25	Cody Kirk	13		1	1									
46	Hayden Vick	3		1	1	0.5-1	0.5-1							
54	54	1	1		1									
57	Casey Dennehy	12	1		1									
1E	Cody Cleveland	1	1		1									
34	Preston Gale	2		1	1									
56	Shaun Sampson	13		1	1									
93	Lee Perkins	9	1		1									
89	Steven Foster	12	1		1									
5	G. Galloway	8	1		1									
88	Shane Robison	10	1		1									
Total		13	465	329	794	84-367	43-279	12-115	48	35	7-0	11	2	1
Opponents		13	549	402	951	71.0-248	16-102	14-239	27	21	8-0	7	8	1

## Game-by-Game Leaders

Opponent	Tackles	Tackles for Loss	Sacks	Interceptions	Fumbles Rec'd	Fumbles Forced
Utah	12-Jody Owens	1-Minter/Daly	1-Minter/Daly	none	none	1-DeNarius McGhee
UC Davis	7-Jody Owens	1-Owens/Gords/Laidet	1-Gords	none		1-Moeakiola
Minot State	7-Na'a Moeakiola	1.5-Craig Ashworth	1-Minter/Verlanic/Foster/Keli'i	2-Bethley	1-Roger Trammell	1-Christian Keli'i
Eastern Washington	10-Jody Owens	2.5-Caleb Schreibeis	2-Jody Owens	1-Deonte Flowers	1-Steven Bethley	1-John Laidet
Sacramento State	10-Jody Owens	1.5-Joel Fuller	1-Daly/Laidet	1-Sean Gords	1-Zach Minter	
Portland State	8-Owens, Moeakiola	2.5-Jody Owens	1-Owens, Moeakiola	none	none	1-Moeakiola, Fuller
Northern Arizona	7-Caleb Schreibeis	3-Brad Daly	3-Brad Daly	1-Moeakiola	none	none
Northern Colorado	10-Jody Owens	3-Zach Minter	3-Zach Minter	none	1-Caleb Schreibeis	none
Idaho State	4-Bignell/Foster/Schreibeis	2.5-Schreibeis	2.5-Schreibeis	1-Bignell/Moeakiola/Marshall/Siewing	none	1-Bethley
Weber State	9-Caleb Schreibeis	2.5-Brad Daly	2.5-Brad Daly	1-Jody Owens	1-Owens/C.Bignell	2-Brad Daly
Montana	14-Joel Fuller	2-Jody Owens	none	none	none	none
New Hampshire	11-Jody Owens	2.5-Brad Daly	2.5-Brad Daly	1-Darius Jones	none	none
Sam Houston State	7-Jody Owens	2-Jody Owens	none	1-Na'a Moeakiola	none	1-Zach Minter

## Defensive Individual Game-by-Game Stats

### DEFENSIVE FRONT

	SCHREIBEIS	LAIDET	DALY	MINTER	KELI'I	LOGAN	ASHWORTH	
	U-A,Other	U-A,Other	U-A,Other	U-A, Other	U-A, Other	U-A,Other	U-A,Other	U-A, Other
UU	2-4	0-2	2-0, 1 TL&S	1-3, 1 TL&S	DNP	0-3	0-1	
UCD	3-0, 1 H	1-1, 1 TL, 1 H	0-0	2-1	0-1	0-0	0-0	
MSU	2-1, 1 TL	2-0	1-0	1-0, 1 TL&S	1-0, 1TL&S, 1FF, 1PB	0-0	1-1, 0.5 S, 1.5 TL	
EWU	4-5, 3 TL, 1 S, 1 H	1-1, 1 FF	1-2, 1 TL&S	3-3, 1.5 TL, 0.5 S, 1 H	0-0	DNP	0-0	
SAC	2-3, 1 H	1-0, 1 TL&S	1-1, 1 TL&S, 2 H	1-2, 1 TL, 1 FR	1-1, 0.5 TL	0-0	0-0	
PSU	3-0	1-1, 1 TL	0-0	5-0	0-0	1-0	DNP	
NAU	2-5, 1 TL&S	1-1	4-2, 3 TL&S	1-1, 1 TL&S	3-3	0-0	DNP	
NC	0-2, 1 FR	1-0, 1 H	2-3, 1.5 TL, 1 S, 2 H	7-0, 3 TL, 2 S, 1 H	0-1	0-0, 1 H	DNP	
ISU	1-3, 2.5 TL&S, 1 H	1-0, 1 TL	0-1, 0.5 TL&S, 2 H	1-1, 1 PB, 1 H	1-1, 1.5 TL&S, 1 H	0-0	0-0	
WSU	2.7, 1.5 TL, 0.5 S, 1 PB	0-0	4-3, 2.5 TL&S, 2 FF	1-4, 0.5 TL&S, 1 FF, 1 H	0-0	0-1	DNP	
UM	2-3	1-1, 0.5 TL	0-0	4-1, 0.5 TL, 3 H	0-0, 2 H	0-0	DNP	
NH	4-0, 2 TL, 1 S	6-2, 1.5 TL&S	2-1, 2.5 TL&S	1-2, 0.5 TL & 0.5 S, 1 H	DNP	DNP	0-0	
SHSU	0-3	1-0, 1 TL	1-0	3-1, 1 FF	0-0	1-0	0-0	

### LINEBACKER

	OWENS	C. BIGNELL	GROSULAK	TRAMMELL	MOEAKIOLA	MOORE	
	U-A,Other	U-A,Other	U-A,Other	U-A,Other	U-A,Other	U-A, Other	U-A, Other
UU	3-9	1-9	DNP	2-4	0-3, 0.5 TL	1-1, 0.5 TL	
UCD	6-1, 1 TL, 1 H	3-3	DNP	4-0	2-0, 1 FF	1-0	
MSU	2-2	1-0	0-1, 1 QBH	0-1, 1 FR	4-3, 1 TL	3-1	
EWU	4-6, 2.5 TL, 2 S	0-1, 0.5 TL&S	0-0	DNP	0-0	DNP	
SAC	4-6, 1 H	3-6, 1 PB	0-1	DNP	1-1	DNP	
PSU	6-2, 2.5 TL, 1 S	4-0	0-0	DNP	3-5, 1.5 TL, 1 S, 1 FF	DNP	
NAU	2-0, 1 TL, 1 PB	3-2	0-0	DNP	3-2, 1 Int	DNP	
NC	6-4, 1.5 TL, 1 S	1-2	0-0	DNP	3-1	0-0-0	
ISU	1-1, 1 TL&S	4-0, 1 Int	0-0, 2 PB	DNP	0-1, 1 Int	3-0	
WSU	4-4, 1 FR, 1 Int	2-6, 0.5 TL&S, 1 FR, 1 BK	2-1	DNP	1-4	0-1	
UM	8-5, 2 TL	3-2, 2 H	2-0	DNP	3-1	0-1	
NH	7-4, 3.5 TL	0-2	0-0	DNP	2-2, 0.5 TL	0-1	
SHSU	4-3, 2 TL	2-2	1-0	DNP	0-0, 1 Int	0-0	

### DEFENSIVE SECONDARY

	JONES	GORDS	COLEMAN	FLOWERS	DARDEN
	U-A,Other	U-A,Other	U-A,Other	U-A, Other	U-A, Other
UU	5-2	1-1, 0.5 TL	0-1, 1 PB	0-2	DNP
UCD	3-1, 1 PB	3-0, 1 TL&S	1-0	1-0, 1 PB	DNP
MSU	2-0, 1 PB	DNP	0-0	1-0, 1 PB	DNP
EWU	3-3, 0.5 TL	3-2	0-0	5-1, 1 Int	DNP
SAC	3-4	2-2, 1 Int	1-0	1-1	DNP
PSU	4-0, 1 TL, 1 PB	3-1, 1 TL, 1 PB	0-0	1-0	DNP
NAU	1-0, 1 PB	0-2	1-1	0-0	DNP
NC	3-1, 1 PB	1-1, 1 PB	2-2	2-1, 1 PB	DNP
ISU	3-0, 2 PB	DNP	1-0, 2 PB	2-0, 1 TL, 1 PB	DNP
WSU	4-4	0-0	0-0	4-1, 1 PB	DNP
UM	5-1, 1 TL, 1 PB	0-0	DNP	5-3, 1 TL, 2 PB	DNP
NH	2-2, 0.5 TL, 1 Int	0-0	DNP	4-0	DNP
SHSU	5-0, 1 TL	0-1	1-0	3-1, 1 TL	DNP

	FULLER	BETHLEY	HOWARD	MARSHALL	NELSON
	U-A,Other	U-A,Other	U-A, Other	U-A, Other	U-A,Other
UU	0-2, 1 PB	4-3, 0.5 TL	0-1	0-1	1-0
UCD	2-0	1-2, 1 PB	3-0	0-0	0-0
MSU	1-0, 1 PB	1-1, 2 Int	1-3	0-0	0-0
EWU	1-3	2-2, 1 FR	0-0	0-0	0-1
SAC	4-2, 1.5 TL, 2 PB	4-2, 1 PB	0-0	DNP	0-0
PSU	5-2, 1 FF	1-0	0-0	1-0	0-0
NAU	3-1	1-0	0-0	0-0	0-0
NC	2-2, 2 PB	4-1	0-0	0-0	0-0
ISU	1-0, 1 PB	2-1, 1 FF	1-0	0-0, 1 Int	DNP
WSU	5-3	1-2	1-1	0-0	0-0
UM	9-5	1-1	0-0	0-0	0-0
UNH	2-1, 0.5 TL, 1 PB	2-1	0-1	1-0	0-0
SHSU	2-1	3-0	2-1	2-2	0-0

## The Bobcats Game-by-Game

	FIRST DNS R-P-Pn/Tot	RUSHING Att-Yds	PASSING C-A-I	PASSING Yards	TOTAL Offense	PEN Yards	T'OVERS Fbl Lost-Int
MSU	3-6-3/12	29-75	16-29-2	183	58-258	5-45	0-2/-2
@UTAH	13-3-0/16	38-191	15-23-0	101	61-292	7-65	0-0
@MSU	13-10-0/23	45-250	15-26-1	257	71-507	4-26	1-1/-1
UC DAVIS	5-9-1/15	23-81	19-39-0	215	62-296	10-64	1-0
@MSU	12-9-1/22	46-234	16-26-0	274	72-508	10-117	0-0/+3
MINOT ST	5-5-3/13	28-92	11-32-2	84	60-176	4-35	1-2
MSU	14-10-1/25	50-255	12-26-1	161	76-416	7-66	1-1/E
@EWU	7-6-2/15	29-108	18-29-1	263	58-371	9-68	1-1
@MSU	10-8-3/21	44-207	15-25-0	246	69-453	8-76	0-0/+2
SAC	10-7-4/21	30-111	19-35-1	220	65-331	7-64	1-1
MSU	11-9-2/22	43-173	15-22-0	255	65-428	6-78	0-0/0
@PSU	10-5-6/21	41-213	15-27-0	127	68-340	15-151	0-0
@MSU	14-12-4/30	48-296	18-22-1	247	70-543	10-60	0-1/E
NAU	6-8-1/15	27-49	10-20-1	249	47-298	9-110	0-1
MSU	18-8-0/26	49-308	16-23-2	188	72-496	11-113	1-2/-2
@NC	5-11-6/22	27-88	20-39-0	258	66-346	10-107	1-0
@MSU	17-3-1/21	60-415	8-17-1	95	77-510	4-32	0-1/+3
ISU	2-9-3/14	21-29	20-49-4	261	70-290	2-7	0-4
MSU	10-10-2/22	36-158	21-32-2	310	68-468	7-65	2-2/-1
@WSU	9-8-1/18	42-186	13-26-1	143	68-329	7-51	2-1
@MSU	5-6-2/13	27-79	16-33-0	250	60-250	3-20	0-1/-1
UM	18-6-0/24	47-309	15-31-0	164	78-473	7-90	0-0
@MSU	12-9-0/21	45-232	14-21-3	167	66-399	3-15	1-3/-3
UNH	8-9-0/17	32-48	18-30-1	200	62-248	5-45	0-1
MSU	5-12-1/18	34-77	21-36-1	272	70-349	5-33	1-1/-1
@SHSU	14-4-1/19	41-428	5-12-1	73	53-501	5-38	0-1

## MSU Starters by Game

	TE	LT	LG	C	RG	RT	WR	WR	WR	QB	RB
UU	Robison	Burbank	Dennehy	Sampson	Terrien	Davis	Akpla	Gilbert	Bleskin	McGhee	Kirk
UCD	Foster	Burbank	Dennehy	Sampson	Terrien	Davis	Akpla	Robison	Bleskin	McGhee	Kirk
MSU	Foster	Burbank	Dennehy	Sampson	Terrien	Davis	Akpla	Perkins	Ellis	McGhee	Kirk
EWU	Foster	Burbank	Dennehy	Sampson	Terrien	Davis	Akpla	Gilbert	Bleskin	McGhee	Kirk
SAC	Foster	Burbank	Dennehy	Sampson	Terrien	Davis	Akpla	Gilbert	Bleskin	McGhee	Kirk
PSU	Foster	Burbank	Dennehy	Sampson	Tauanuu	Terrien	Akpla	Gilbert	Bleskin	McGhee	Kirk
NAU	Foster	Burbank	Dennehy	Sampson	Memory	Terrien	Akpla	Gilbert	Bleskin	McGhee	Kirk
NC	Robison	Burbank	Dennehy	Sampson	Memory	Terrien	Akpla	Gilbert	Bleskin	McGhee	Kirk
ISU	Foster	Burbank	Dennehy	Sampson	Memory	Terrien	Akpla	Gilbert	Bleskin	McGhee	Kirk
WSU	Foster	Burbank	Dennehy	Sampson	Memory	Terrien	Akpla	Gilbert	Bleskin	McGhee	Kirk
UM	Foster	Burbank	Dennehy	Sampson	Memory	Terrien	Akpla	Gilbert	Bleskin	McGhee	Kirk
UNH	Foster	Burbank	Dennehy	Sampson	Davis	Terrien	Akpla	Gilbert	Bleskin	McGhee	Kirk
SHSU	Foster	Burbank	Dennehy	Sampson	Davis	Terrien	Akpla	Gilbert	Bleskin	McGhee	Kirk
	BANDIT	DT	NT	DE	WILL	MIKE	SAM	LC	FS	SS	RC
UU	Schreibeis	Minter	Logan	Laidet	Owens	Bignell	Trammell	Jones	Fuller	Bethley	Gords
UCD	Schreibeis	Minter	Keli'i	Laidet	Owens	Bignell	Trammell	Jones	Fuller	Bethley	Gords
MSU	Schreibeis	Minter	Keli'i	Laidet	Owens	Bignell	Trammell	Jones	Fuller	Bethley	Gords
EWU	Schreibeis	Minter	Keli'i	Laidet	Owens	Bignell	Moeakiola	Jones	Fuller	Bethley	Gords
SAC	Schreibeis	Minter	Keli'i	Laidet	Owens	Bignell	Moeakiola	Jones	Fuller	Bethley	Gords
PSU	Schreibeis	Minter	Keli'i	Laidet	Coleman	Bignell	Moeakiola	Jones	Fuller	Bethley	Gords
NAU	Schreibeis	Minter	Keli'i	Laidet	Coleman	Bignell	Moeakiola	Jones	Fuller	Bethley	Gords
NC	Schreibeis	Minter	Keli'i	Laidet	Owens	Bignell	Moeakiola	Jones	Fuller	Bethley	Gords
ISU	Schreibeis	Minter	Keli'i	Laidet	Owens	Bignell	Moeakiola	Jones	Fuller	Bethley	Gords
WSU	Schreibeis	Minter	Keli'i	Laidet	Owens	Bignell	Moeakiola	Jones	Fuller	Bethley	Gords
UM	Schreibeis	Minter	Keli'i	Laidet	Owens	Bignell	Moeakiola	Jones	Fuller	Bethley	Gords
UNH	Schreibeis	Minter	B. Bignell	Laidet	Owens	Bignell	Moeakiola	Jones	Fuller	Bethley	Flowers
SHSU	Schreibeis	Minter	Keli'i	Laidet	Owens	Bignell	Moeakiola	Jones	Fuller	Bethley	Flowers

## Kick-by-Kick Punting Statistics

**Rory Perez** - UU: 46 yard punt (to U30, 8 ret), blocked (rec'd at M15), 42 (U41, 0 yds), 57 (U1, downed), 55 (U8, 28 yds), 29 (U21, 0 yds), 40 (U23, 0). **UCD**: 47 (U21, 17), 35 (U13, downed), 48 (U3, downed). **MSU**: 52 (S27, 13); 34 (S25, FC); 39 (50, FC); 64 (S2, downed); 42 (S15, FC); 36 (S144, FC). **EWU**: 46 (E9, FC), 31 (E43, FC). **SAC**: 39 (S19, downed), 41 (S17, FC), 36 (S35, FC), 15 (M43, downed). **PSU**: . **NAU**: none. **UNC**: 45 (TB). **ISU**: 52 (I8, 10 ret); 42 (I13, FC); 47 (TB); 40 (I4, downed); 31 (I41, downed); 40 (TB). **WSU**: none. **UM**: 30 (U26, FC), 42 (U50, 4), 35 (U35, downed), 30 (U50, 0), 33 (U36, downed), 56 (TB); **UNH**: 37 (S21, FC); 31 (S18, downed); 37 (S43, 1 ret); 53 (S29, OB); 48 (TB); **SHSU**: 37 (S21, FC), 31 (S18, downed), 37 (S43, 1), 53 (S29, OB), 48 (TB)

# Season-by-Season MSU Team Stats

	FIRST DNS R-P-Pn/Tot	RUSHING Att-Yds	PASSING A-C-I	PASSING Yards	TOTAL Offense	PEN Yards	T'OVERS Fbl Lost-Int
2011	144-112-20/276	556-2759/212.2	340-205-14/603	2833/217.9	896-5592/430.2	84-761	8-14/22 (-3)
2010	111-146-15/272	471-2108/175.7	383-240-7/626	3314/276.2	854-5422/451.8	62-545	17-7/24 (E)
2009	94-101-23/218	413-1619/147.2	372-214-10/575	2359/214.5	785-3978/361.6	63-552	14-10/24(-6)
2008	110-92-14/216	341-2103/175.2	323-161-19/498	1934/161.2	821-4037/336.4	83-655	16-19/35(-10)
2007	65-117-10/192	374-1287/115.8	383-2-3-14/530	2608/237.1	757-3882/352.9	67-636	12-14/26 (-1)
2006	60-119-15/194	390-1230/94.6	410-224-19/546	2940/226.2	800-4,170/320.8	101-839	8-19/27 (-2)
2005	85-121-16/222	368-1469/130.8	395-225-10/570	2680/243.6	763-4,119/374.5	80-748	14-10/24 (-7)
2004	68-158-20/246	361-1265/115.0	501-271-9/541	3,498/318.0	862-4,763/433.0	80-741	10-9/19 (E)
2003	89-106-25/220	458-1904/146.5	407-239-11/587	2,580/198.5	865-4,484/344.9	91-794	12-11/23 (+4)
2002	77-119-16/212	436-1399/107.6	438-234-9/534	2943/226.4	874-4342/334.0	88-867	15-23/9 (-4)
2001	77-110-24/211	405-1568/142.5	375-189-17/504	2400/218.2	780-3968/360.7	92-845	8-17/25 (-5)
2000	92-65-24/181	434-1581/143.7	330-151-17/458	1477/134.3	764-3058/278.0	61-608	7-17/24 (-10)
1999	78-120-30/228	387-1150/104.5	393-202-11/513	2809/255.4	780-3959/359.9	64-526	7-11/18 (-2)
1998	107-111-12/230	418-1614/146.6	296-181-7/608	2639/258.9	658-4125/412.5	50-417	8-7/15(+6)
1997	78-98-11/187	417-1151/107.0	302-185-9/611	2440/22.09	719-3591/326.5	49-426	13-9/22(+1)
1996	81-66-15/162	438-1551/141.5	252-130-12/516	1598/145.3	690-3149/286.3	45-338	6-12/18(+7)
1995	92-61-25/178	473-1542/140.2	271-125-14/461	1276/116.0	744-2818/256.2	60-541	16-14/30 (+5)
1994	80-95-14/189	400-1393/126.6	328-160-13/488	2390/217.3	728-3783/343.9	51-455	7-13/20 (-3)
1993	105-90-11/206	469-2213/165.6	325-162-12/499	2020/183.6	794-3841/349.2	52-482	8-12/20 (+13)
1992	72-59-20/151	453-1270/115.5	276-128-10/479	1301/118.3	720-2571/233.7	60-506	10-4/14 (+15)
1991	55-99-18/170	344-922/83.8	443-201-25/454	2452/222.9	787-3374/306.7	94-845	7-25/32 (-3)
1990	70-89-14/173	350-1092/99.3	421-195-24/463	2431/320.3	771-3523/320.3	78-653	10-24/34 (E)
1989	188	551-2273/206.6	192-91-13/474	1255/113.8	743-3528/320.7	72-634	15-13/28 (-8)
1988	183	578-2418/219.8	220-101-18/459	1426/129.6	798-3844/349.5	62-561	14-18/32 (-1)
1987	199	610-2094/190.4	203-106-12/503	1527/138.8	813-3621/329.2	39-336	22-12/34 (-11)
1986	211	387-555/50.5	447-248-12/555	3049/277.2	834-3604/327.6	81-701	16-12/28 (+1)
1985	223	360-1076/97.8	487-254-29/522	2764/251.3	847-3840/349.5	66-540	15-29/44 (-11)
1984	268	397-1249/113.6	529-301-24/569	3672/333.8	926-4921/447.4	72-691	20-24/44 (-13)
1983	56-85-11/152	360-1145/67.7	367-174-15/474	1889/171.7	727-2634/239.5	70-634	8-15/23 (-5)
1982	99-114-16/229	474-1472/133.8	377-204-18/541	2468/224.4	851-3940/358.2	56-464	9-18/27 (-2)
1981	119-68-17/204	507-1989/198.9	229-118-17/515	1410/141.0	736-3399/339.1	37-330	10-17/27 (+4)
1980	117-55-10/182	531-1875/187.5	178-103-6/579	1299/129.9	709-3174/317.4	45-368	15-6/21 (+3)
1979	90-45-8/143	493-1744/174.4	168-69-8/411	976/97.6	661-2720/272.0	35-384	5-8/13 (+17)
1978	123-59-19/201	523-2432/243.2	180-77-21/428	1281/128.1	262-3713/371.3	32-314	14-21/35 (-9)
1977	126-33-18/177	581-2445/244.5	160-64-13/400	701/70.1	754-3146/314.6	41-478	16-13/29 (-4)
1976	165-63-20/248	794-3655/281.1	168-77-25/450	1215/93.0	978-4870/374.6	56-645	19-25/44 (-3)
1975	120-46-15/181	556-2617/261.7	145-63-10/434	1102/110.2	698-3119/311.9	38-368	18-10/28 (-3)
1974	136-48-11/195	579-2698/269.8	174-72-12/414	1039/103.9	753-3737/373.7	57-543	15-12/27 (+4)
1973	158-41-13/212	689-3045/304.5	158-64-8/405	975/97.5	855-4030/403.0	58-625	26-8/34 (+17)
1972	132-53-19/204	644-2681/243.0	172-71-NA/413	1085/108.5	816-3766/376.6	66-642	NA
1971	88-48-14/150	490-1736/173.6	245-84-14/343	1208/120.8	735-2944/294.4	51-604	30-14/44 (+2)
1970	92-31-13/136	509-1679/167.9	167-63-15/377	853/85.3	676-2532/253.2	83-833	31-15/46 (+15)
1969	92-36-12/140	521-1460/162.2	172-66-13/384	686/76.2	693-2146/238.4	34-322	NA
1968	122-78-13/213	588-2134/213.4	283-125-27/442	1872/187.2	871-4006/400.6	66-654	23-27/50 (-12)
1967	118-36-12/166	561-2217/221.7	164-66-11/402	937/93.7	725-3158/315.8	50-405	20-11/31 (-1)
1966	122-32-14/166	530-2558/232.5	129-60-10/455	879/79.9	659-3437/343.7	68-642	17-10/27 (+13)
1965	87-28-10/125	470-1262/126.2	149-60-11/403	549/54.9	619-1811/181.1	59-554	22-11/33 (-3)
1964	116-36-5/157	513-2187/218.7	137-61-15/445	856/85.6	650-3043/304.3	47-410	17-15/32 (-4)
1963	112-29-5/146	468-2119/211.9	106-46-10/434	603/60.3	574-2722/272.2	35-329	15-10/25 (-6)
1962	153	462-1594/159.4	201-100-12/498	1515/151.5	663-3109/310.9	64-548	9-12/21 (+10)
1961	77-27-3/107	365-1595/199.3	110-53-8/481	681/85.1	475-2276/227.6	45-350	14-8/22 (-6)
1960	82-27-8/117	411-1471/163.0	118-52-7/440	765/85.0	529-2236/248.0	42-406	21-7/28 (+2)
1959	121-37-5/163	478-2376/264.0	121-59-6/488	875/87.5	599-3251/325.1	62-554	19-6/25 (-2)
1958	110-28-5/143	466-2055/205.5	112-44-6/393	639/63.9	578-2694/269.4	56-547	29-6/35 (-6)
1957	116-32-5/153	470-2473/247.3	123-53-11/431	725/72.5	593-3198/319.8	68-585	19-11/30 (-11)
1956	144-17-5/166	618-3231/323.1	64-25-12/391	436/43.6	682-3667/366.7	50-519	21-16/37 (-3)

# Season-by-Season Opponent Team Stats

	FIRST DNS R-P-Pn/Tot	RUSHING Att-Yds	PASSING A-C-I	PASSING Yards	TOTAL Offense	PEN Yards	T'OVERS Fbl Lost-Int
2011	112-90-28/230	426-1933/148.7	392-198-12/505	2358/181.4	818-4291/330.1	96-873	7-12/19
2010	94-128-13/235	435-1837/153.1	232-410-8/566	2760/230.0	845-4597/383.1	76-634	16-8/24
2009	73-126-18/217	377-907/82.5	423-242-13	2876/261.5	800-3783/343.9	72-698	5-13/18
2008	64-110-14/188	417-1066/88.8	395-239-17/605	2703/225.2	801-3769/314.1	69-672	8-17/25
2007	93-109-20/222	434-1587/144.3	383-208-19/543	2449/222.6	817-4036/366.9	63-567	6-19/25
2006	97-105-14/216	484-1560/120.0	388-203-14/523	2428/186.8	872-3,988/306.8	72-681	11-14/25
2005	99-94/29/222	475-2186/166.5	304-154-11/507	3654/332.2	779-3654/332.2	75-662	6-11/17
2004	83-126-20/229	445-1481/134.6	373-199-10/534	2,730/248.2	818-4211/382.8	82-770	9-10/19
2003	103-98-25/226	526-1,686/129.7	352-175-13/497	2,193/168.7	878-3,879/298.4	94-950	14-13/27
2002	89-117-25/231	490-1465/112.7	413-209-9/506	2523/194.1	903-3988/306.8	77-694	18-11/9
2001	92-89-42/223	420-1695/154.1	347-161-9/464	2223/202.1	767-3918/356.2	88-761	11-9/20
2000	81-106-28/215	437-1590/144.5	313-172-6/549	2478/225.3	750-4068/369.8	93-826	8-6/14
1999	98-121-15/234	427-1835/166.8	349-215-8/616	3008/273.5	776-4843/440.3	95-863	8-8/16
1998	109-93-11/213	439-1982/180.2	272-149-11/548	1717/171.7	680-3663/366.3	74-633	10-11/21
1997	87-100-12/199	405-1441/131.0	338-194-13/574	2381/216.5	743-3822/347.5	69-649	10-13/23
1996	99-108-7/214	432-1649/141.5	397-222-13/559	2483/225.7	690-3149/286.3	85-842	12-13/25
1995	86-101-13/200	398-1306/118.7	385-208-13/540	2384/216.7	783-3690/335.5	98-917	12-13/25
1994	140-99-11/250	558-2417/219.7	288-156-8/542	2386/216.9	846-4803/436.6	81-651	9-8/17
1993	102-103-8/213	452-2080/189.1	351-163-20/464	2382/216.6	803-4462/405.6	86-657	13-20/33
1992	88-92-22/202	451-1497/136.1	333-176-19/529	2243/203.9	784-3740/340.0	85-734	10-19/29
1991	98-102-17/217	495-1610/146.4	358-1810/17/506	2450/222.7	853-4060/369.1	102-1122	12-17/29
1990	90-132-14/236	503-1699/154.5	397-220-13/554	2935/266.8	900-4634/421.2	87-824	21-13/34
1989	199	432-1409/128.1	357-200-12/560	2394/217.6	789-3803/345.7	85-740	8-12/20
1988	218	460-2068/188.0	309-167-17/540	2445/222.3	769-4513/410.3	68-621	14-17/31
1987	230	426-1815/165.0	325-203-8/625	3129/284.5	751-4944/449.5	84-741	15-8/23
1986	235	421-1971/179.2	412-220-15/534	2957/268.8	833-4928/448.0	100-946	12-15/27
1985	237	506-2101/191.0	330-201-17/609	2600/236.4	8364701/427.4	79-664	16-17/33
1984	192	395-1038/94.4	422-211-22/500	2421/220.1	817-3459/314.5	100-931	9-22/31
1983	88-100-17/205	467-1364/124.0	318-181-11/569	2345/213.2	785-3709/337.2	81-774	7-11/18
1982	70-120-19/209	371-1252/113.8	379-215-18/567	2732/248.4	750-3986/362.3	68-592	11-18/29
1981	84-92-8/184	389-1676/167.6	278-0152-21/547	1968/196.8	667-3644/364.4	59-589	10-21/31

# Rushing

## Rushing Yards, Career

- 3,646 Ryan Johnson, 1999-2002
- 2,979 Steve Kracher, 1972-75
- 2,954 Don Hass, 1965-67
- 2,819 Delmar Jones, 1975-78
- 2,464 Matt Engelking, 1993-96
- 2,449 Tony Boddie, 1979-82
- 2,182 Demetrius Crawford, 2007-08
- 2,155 Wayne Edwards, 1972-74
- 1,745 Clint Morton, 1991-94
- 1,740 Paul Schafer, 1968-70
- 1,715 Aaron Mason, 2006-09
- 1,638 Bob Wilkinson, 1987-90
- 1,576 Fred Moore, 1993-94
- 1,564 Si Ryan, 1989-92
- 1,557 Lathian Tyler, 1997-99
- 1,493 Cody Kirk, 2010-
- 1,468 Kirk Copeland, 1986-87
- 1,459 Travis Lulay, 2002-05
- 1,436 Don Ueland, 1973-76

## Rushing Yards, Season

- 1,537 Ryan Johnson, 2001
- 1,460 Don Hass, 1966
- 1,387 Steve Kracher, 1975
- 1,379 Tom Kostuba, 1976
- 1,351 Cody Kirk, 2011
- 1,314 Demetrius Crawford, 2008
- 1,256 Matt Engelking, 1996
- 1,245 Don Hass, 1967
- 1,199 Paul Schafer, 1968
- 1,176 Matt Engelking, 1995

## Rushing Yards, Game

- 298 Don Hass vs Weber St, 1967
- 271 Ryan Johnson vs Idaho St., 2001
- 243 Ryan Johnson vs Weber St., 2001
- 237 Ryan Johnson vs CSN, 2001
- 236 Paul Schafer vs Portland St, 1968
- 234 Kirk Copeland vs Idaho St, 1987
- 234 Paul Schafer vs Montana, 1968
- 222 Steve Kracher vs NAU, 1975
- 218 Steve Kracher vs Boise St, 1976
- 209 Don Hass vs Montana, 1967
- 209 Don Hass vs Idaho, 1966

## Rushes, Career

- 790 Ryan Johnson, 1999-2002
- 574 Don Hass, 1965-67
- 572 Tony Boddie, 1979-82
- 541 Paul Schafer, 1968-71
- 531 Matt Engelking, 1993-96
- 518 Delmar Jones, 1975-78
- 491 Steve Kracher, 1972-75
- 491 John Tetrault, 1987-90
- 481 Wayne Edwards, 1972-74
- 448 Travis Lulay, 2002-05

## Rushes, Season

- 303 Ryan Johnson, 2001
- 277 Paul Schafer, 1968
- 269 Ryan Johnson, 2002
- 260 Matt Engelking, 1996
- 258 Matt Engelking, 1995
- 256 Don Hass, 1966
- 251 Don Hass, 1967
- 251 Demetrius Crawford, 2008
- 241 Cody Kirk, 2011
- 229 Steve Kracher, 1975

## Rushes, Game

- 58 Paul Schafer vs Montana, 1968
- 42 Paul Schafer vs Montana, 1969
- 42 Don Hass vs Montana, 1967
- 41 Ryan Johnson vs Weber St., 2001
- 41 Ryan Johnson vs Sac St., 2001
- 39 Ryan Johnson vs Montana, 2002
- 36 Matt Engelking vs Idaho, 1995
- 36 Ryan Johnson vs Idaho St., 2001
- 35 Ryan Johnson vs Weber St., 2002
- 34 Don Hass vs Idaho, 1966
- 34 Ryan Johnson vs Saint Mary's, 2002
- 34 Aaron Mason vs. PSU, 2006

## Rushing Touchdowns, Career

- 29 Don Hass, 1965-67
- 27 Ryan Johnson, 1999-2002
- 24 John Tetrault, 1987-90
- 23 Travis Lulay, 2002-05
- 22 Delmar Jones, 1972-79
- 21 Dennis Erickson, 1966-68
- 20 Steve Kracher, 1972-75
- 18 Paul Dennehy, 1976-78
- 17 Bob Rudio, 1957-59
- 17 CJ Palmer, 2008-11

## Rushing Touchdowns, Season

- 20 Don Hass, 1966
- 14 Cody Kirk, 2011
- 14 Ryan Johnson, 2001
- 12 Delmar Jones, 1978
- 11 Paul Dennehy, 1976
- 10 Matt Engelking, 1996
- 10 Paul Schafer, 1968
- 10 Dennis Erickson, 1966
- 9 Mike Doerfler, 1979
- 9 Delmar Jones, 1977
- 9 Steve Kracher, 1974
- 9 Travis Lulay, 2004
- 9 Justin Domineck, 2004
- 9 Aaron Mason, 2006

## Rushing Touchdowns, Game

- 5 Don Hass vs N. Dakota, 1966
- 5 Will Flaherty vs. Montana, 1902
- 4 Cody Kirk vs. Idaho State, 2011
- 4 Don Hass vs Weber St, 1966
- 4 Travis Lulay vs. Sac St, 2004
- 3 Matt Engelking vs Cal Poly, 1996
- 3 Fred Moore vs Idaho, 1993
- 3 Corey Lamey vs E. Ore., 1985
- 3 Tony Boddie vs NAU, 1982
- 3 Barry Sullivan vs Fresno St., 1981
- 3 Mike Doerfler vs Montana, 1979
- 3 Delmar Jones vs Weber, 1978
- 3 Steve Kracher vs NAU, 1974
- 3 Paul Schafer vs Idaho State, 1968
- 3 Don Hass vs Idaho State, 1966
- 3 Ryan Johnson vs Idaho St., 2001
- 3 Bruce Molock vs. Sac St, 2004
- 3 A. Johnson vs. Montana, 1999

## Thousand-Yard Rushers Outside Top 20

	Yards	Player	Years
21.	1,305	Don Bagley, 1972-74	
22.	1,399	CJ Palmer, 2008-11	
23.	1,279	John Tetrault	1987-90
24.	1,217	Dave Miller	1962-64
25.	1,179	Dan Sundling	1962-64
26.	1,170	Rocco Perciavalle	1956-59



Don Hass' #21 is retired in his honor.

27.	1,158	Paul Dennehy	1976-78
28.	1,126	Orenzo Davis	2010
29.	1,104	David Pandt	1982-85
30.	1,094	Tom Kostuba	1974-76
31.	1,093	Bob Rudio	1957-59
32.	1,045	Eric Kinnaman	1996-99
33.	1,030	Jim McLeod	1956-59

## Longest Run From Scrimmage

Yds	Player, Opponent, Year
97	Ben Vaughn vs Fresno, 1963 (TD)
85	Don Bagley vs Idaho, 1972
84	Demetrius Crawford vs. UM, 2008
84	Dennis Erickson vs ND St., 1966 (TD)
84	Mark Rinehart vs Weber St, 1988 (TD)
83	Matt Engelking vs UM-Duluth, 1996 (TD)
82	Sam Moore vs San Diego, 1959 (TD)
81	Corey Lamey vs E. Oregon, 1985 (TD)
80	Delmar Jones vs Fresno St, 1978 (TD)
75	Mark Rinehart vs E. Wash., 1988 (TD)
74	Mike Doerfler vs Montana, 1979 (TD)
74	Si Ryan vs Weber State, 1991 (TD)

## Rushing Yards/Game, Career

101.5 Don Hass, 1965-67

## Rushing Yards/Game, Season

146.0 Don Hass, 1966

## Rushing Yards/Carry, Career

6.1 Steve Kracher, 1972-75

## Rushing Yard/Carry, Season


6.5 Steve Kracher, 1974

## Rushing Yards/Carry, Game

10.2 Kirk Copeland vs ISU, 1987  
(min. 10 carries)

# Rushing

R. Dean Hendrickson



Ryan Johnson

## MSU's 100-Yard Rushers

**Ryan Johnson**, 17 - in '00: 216 vs Saint Mary's, 119 vs Idaho St., 159 vs Weber St., 113 vs Sac St., 142 vs EWU, 132 vs Montana; in '01: 243 vs Weber, 237 vs CSN, 176 vs Sac St., 116 vs Wash. St., 110 vs NAU, 13 vs PSU, 271 vs ISU; in '00: 111 vs. CSN, 137 vs EWU, 104 vs HSU; in '99: 136 vs. ISU

**Don Hass**, 15 - in '96: 110 vs NDSU, 160 vs W. Texas, 122 vs Portland St, 121 vs Idaho, 298 vs Weber St, 209 vs Montana; in '96: 164 vs S. Dak St, 140 vs Portland St., 209 vs Idaho, 136 vs Fresno, 172 vs Idaho St, 109 vs Weber, 142 vs Montana, 129 vs Tulsa; in '95: 129 vs. Montana

**Matt Engelking**, 15 - in '96: 163 vs Minnesota-Duluth, 112 vs Eastern Washington, 123 vs CS Northridge, 127 vs. Weber State, 186 vs. CS Sacramento, 165 vs. Cal Poly SLO; in '95: 126 vs Montana, 129 vs Boise St, 112 vs Idaho St, 165 vs Idaho, 136 vs SW Texas, 169 vs C. Wash., 137 vs Cal Poly SLO, 108 vs Colorado St.

**Steve Kracher**, 13 - in '95: 141 vs Portland St, 124 vs North Dakota, 183 vs NDSU, 120 vs Fresno State, 218 vs Boise St, 165 vs Montana, 222 vs NAU; in '74: 139 vs North Dakota, 102 vs Fresno St, 118 vs NAU, 131 vs Weber St, 118 vs Idaho, 163 vs Mont.

**Delmar Jones**, 11 - in '78: 182 vs Texas A&I, 182 vs Boise St, 119 vs Idaho St, 106 vs Montana, 190 vs Fresno St; in '77: 125 vs North Dakota, 121 vs NDSU, 128 vs Fresno St, 136 vs Weber, 187 vs Montana, 124 vs PSU

**Tony Boddie**, 10 - in '78: 124 vs EWU, 114 vs Weber St, 167 vs Boise St, 119 vs Idaho St, 106 vs Montana, 190 vs Fresno St; in '81: 147 vs Fresno St, 104 vs Weber St, 116 vs Bosie St, 121 vs Idaho, 105 vs Montana; in '80: 144 vs Idaho St, 134 vs Montana

**Demetrius Crawford**, 9 - in '08: 100 vs. Adams St., 112 vs. Sac State, 100 vs. UNC, 160 vs. NAU, 187 vs. PSU, 203 vs. UM; in '07: 128 vs Dixie, 173 vs ISU, 112 vs UM.

**Fred Moore**, 7 - in '94: 103 vs Boise St; in '93: 136 vs Idaho, 104 vs S. Utah, 113 vs NAU, 178 vs Weber St, 106 vs Ft Lewis, 182 vs W. Ill.

**Tom Kostuba**, 6 - in '76: 148 vs Weber St, 120 vs Idaho St, 113 vs Idaho, 118 vs Hawaii, 115 vs New Hampshire, 106 vs NDSU

**Cody Kirk**, 5 - in '10: 155 vs. UC Davis, 112 vs. EWU, 134 vs. Sac St, 142 vs. NAU, 202 vs. UNC, 184 vs. Idaho State.

**Orenzo Davis**, 5 - in '10: 160 vs Drake, 135 vs PSU, 107 vs NC, 114 vs Weber, 140 vs Montana.

**Clint Morton**, 5 - in '93: 121 vs Mont., 132 vs Boise, 141 vs Weber, 105 vs Ft. Lewis; in '92: 147 vs Weber

**Wayne Edwards**, 5 - in '73: 127 vs ISU, 118 vs Fresno St; in '72: 106 vs NDSU, 151 vs NAU, 234 vs Montana

**Bruce Molock**, 4 - in '03: 120 vs. Gardner-Webb, 150 vs. St. Mary's, 201 vs. Sac St, 106 vs. Montana

**Gary Hughes**, 4 - in '69: 182 vs North Dakota, 159 vs Fresno St; in '68: 121 vs N. Dakota, 143 vs Fresno St

**Si Ryan**, 4 - in '92: 107 vs Idaho St; in '91: 157 vs Weber St, 142 vs Sac. St; in '89: 112 vs Weber St.

**Travis Lulay**, 3 - in '05: 142 vs. Weber, 116 vs. SFA. in '04: 110 vs. EWU.

**Mike Doerfler**, 3 - in '89: 132 vs Idaho, 167 vs Montana, 105 vs NDSU

**Kirk Copeland**, 3 - in '87: 120 vs EWU, 133 vs Weber; in '86: 108 vs Weber

**Eric Kinnaman**, 3 - in '97: 100 vs. CSN, 113 vs. Montana; in '98: 151 vs. CSN

**Evin Groves**, 3 - in '06: 128 vs UNC; in '05: 112 vs. Sac, 143 vs. Montana

**Aaron Mason**, 5 - in '06: 192 vs NAU, 128 vs PSU. in '09: 112 vs Dixie, 138 vs Weber, 108 vs ISU.

**CJ Palmer**, 3 - in '09: 106 vs USD, 134 vs EWU; in '08: 131 vs. Sac St.

**Tray Robinson**, 2 - in '11: 107 vs. NAU, 154 vs. Idaho State

**Don Bagley**, 2 - in '73: 127 vs N.Dak; in '72: 102 vs Idaho.

**Jeff Davis**, 2 - in '80: 117 vs Idaho St, 125 vs NDSU.

**Gary Michael**, 2 - in '71: 104 vs NAU, 139 vs Weber.

**David Pandt**, 2 - in '84: 101 vs Portland St, 140 vs Montana.

**Hans Pidino**, 2 - in '67: 123 vs Idaho St; in '68: 143 vs N. Dakota.

**Mark Rinehart**, 2 - in '89: 154 vs EWU; in '88: 146 vs Weber St.

**John Tetrault**, 2 - in '89: 106 vs Weber; in '88: 122 vs ISU

**Don Ueland**, 2 - in '76: 150 vs N.Dak, 108 vs Fresno.

**Bob Wilkinson**, 2 - in '88: 164 vs Idaho St; in '87: 101 vs Weber St.

**David Mayfield**, 1 - in '03: 101 vs. Wyoming

**Travis Wright**, 1 - in '97: 100 vs. CSN.

**Paul Dennehy**, 1 - in '76: 111 vs Boise St.

**Justin Domineck**, 1 - in '04: 120 vs. Weber

**John Emmert**, 1 - in '97: 156 vs UNLV.

**Landy Harrell**, 1 - in '70: 102 vs Idaho.

**Steve Haugeberg**, 1 - in '88: 136 vs Nevada

**Scott Hoard**, 1 - in '77: 113 vs Idaho St.

**Mike Holder**, 1 - in '73: 144 vs Montana

**Jesse Jones**, 1 - in '85: 101 vs EWU

**Corey Lamey**, 1 - in '85: 101 vs EWU

**Zoonie McLean**, 1 - in '71: 103 vs Fresno St.

**Barry Sullivan**, 1 - in '81: 104 vs Fresno St.

**Brian Williams**, 1 - in '83: 101 vs Montana

## Most Yards Rushing, Season

3,045	1973
2,903 (3,655)*	1976
2,759*	2011
2,698	1974
2,681	1972
2,617	1975
2,558	1966
2,473	1957
2,445	1977
2,432	1978

## Fewest Yards Rushing, Season

555	1986
745	1983
922	1991
1,076	1985
1,078 (1,249)*	1984
1,092	1990
1,150	1999
1,151	1997
1,230	2006
1,262	1965

## Most Rushing Yards Allowed, Season

2,433	1978
2,206	1975
2,103	1979
2,101	1985
2,030	1993
2,068	1988
2,011	1962
1,971	1986
1,988	1977
1,982	1998

## Most Yards Rushing, Game

483	vs Fresno State	1973
458	at Weber State	1976
417	vs Idaho State	1988
415	vs Idaho State	2011
383	at Northern Arizona	1975
377	at Montana	1974
375	vs Weber State	1971
372	vs Weber State	1967



Matt Engelking had 15 100-yard games.

## Rushes, Season

- 794 in 1976
- 689 in 1973
- 644 in 1972
- 618 in 1956
- 610 in 1987
- 588 in 1968
- 581 in 1977
- 579 in 1974
- 578 in 1988
- 561 in 1967

## Rushes, Game

- 78 vs Fresno State, 1974
- 75 vs Idaho State, 1977
- 73 vs Montana, 1974
- 72 vs NDSU, 1976
- 72 vs NAU, 1975
- 71 vs C. Wash., 1995
- 71 vs Fresno St., 1967
- 70 vs Idaho State, 1978
- 70 vs Weber State, 1976
- 70 vs Idaho State, 1974
- 70 vs Weber State, 1972

## Rushing TDs, Season

- 38 in 1956
- 34 in 1966
- 31 in 1973
- 27 in 1976
- 27 in 1967
- 26 in 2011
- 26 in 1978
- 24 in 1963
- 23 in 1989
- 22 in 1975
- 22 in 1974

## Rushing TDs, Game

- 6 vs Idaho, 1967
- 6 vs Fresno State, 1966
- 6 vs Weber State, 1966
- 6 vs N. Dakota, 1966
- 5 vs E. Oregon, 1985
- 5 vs Weber, 1976
- 5 vs NAU, 1973
- 5 vs Idaho State, 1966
- 4 vs many

## Rushing 1st Downs, Game

- 25 vs Portland St., 1968
- 24 vs Fresno, 1973
- 23 vs Weber, 1976
- 23 vs North Dakota, 1968
- 22 vs Northern Colo, 2009
- 20 vs Idaho State, 1980
- 20 vs Idaho State, 1968
- 20 vs Portland St, 1967
- 19 vs Weber, 1993
- 19 vs Montana, 1974
- 19 vs Boise St., 1974
- 19 vs Idaho State, 1973

# Passing

## Passing Yards, Career

1.	10,746	Travis Lulay	2002-05
2.	8,152	Kelly Bradley	1983-86
3.	6,828	Rob Compson	1995-98
4.	5,962	DeNarius McGhee	2010-
5.	4,121	Mike Godfrey	1981-83
6.	3,911	Jack Rolovich	2006-07
7.	3,545	Brock Spencer	1993-94
8.	3,262	John Tetrault	1987-90
9.	3,209	Tyler Thomas	2001-02
10.	3,181	Dennis Erickson	1966-68



Kelly Bradley

## Passing Yards, Season

1.	3,508	Kelly Bradley (4,477)	1984
2.	3,485	Travis Lulay	2004
3.	3,163	DeNarius McGhee	2010
4.	2,799	DeNarius McGhee	2011
5.	2,761	Rob Compson	1998
6.	2,629	Travis Lulay	2005
7.	2,568	Travis Lulay	2003
8.	2,431	Kelly Bradley	1986
9.	2,378	Rob Compson	1997
10.	2,330	Tyler Thomas	2001

## Passing Yards, Game

1.	516	Travis Lulay vs. Sac, 2004
2.	470	Rob Compson vs. Portland St., 1998
3.	460	Kelly Bradley vs. Fresno St, 1984
4.	432	Travis Lulay vs. EWU, 2004
5.	411	Travis Lulay vs. So. Dak St., 2004
6.	401	Kelly Bradley vs. Weber St, 1985
7.	400	DeNarius McGhee vs. N. Colo., 2010
8.	399	Kelly Bradley vs. E. Wash., 1984
9.	395	Rob Compson vs. SW Tex., 1997
10.	389	Rob Compson vs. Sac. St., 1997

## Passing Attempts, Career

1.	1,559	Travis Lulay, 2002-05
2.	1,238	Kelly Bradley, 1983-86
3.	901	Rob Compson, 1995-98
4.	693	DeNarius McGhee, 2010-
5.	683	Mike Godfrey, 1980-83
6.	548	Jack Rolovich, 2006-07
7.	526	Tyler Thomas, 2001-02
8.	503	John Tetrault, 1987-90
9.	495	Brock Spender, 1993-94
10.	465	Dennis Erickson, 1966-68

## Passing Attempts, Season

1.	499	Kelly Bradley, 1984
2.	490	Travis Lulay, 2004
3.	406	Travis Lulay, 2003
4.	388	Travis Lulay, 2005
5.	382	Kelly Bradley, 1986
6.	366	Tyler Thomas, 2001
7.	362	DeNarius McGhee, 2010
8.	332	Mike Godfrey, 1982
9.	331	DeNarius McGhee, 2011
10.	327	Rob Compson, 1998

## Passing Attempts, Game

1.	66	Kelly Bradley vs. E. Wash, 1985
2.	66	Kelly Bradley vs. E. Wash, 1984
3.	61	Travis Lulay vs. Sac State, 2004
4.	60	Kelly Bradley vs. Portland St., 1985
5.	57	Kelly Bradley vs. La Tech, 1984
6.	55	Kelly Bradley vs. Nevada, 1984
7.	56	Travis Lulay vs. Portland State, 2004
8.	55	Travis Lulay vs. Portland State, 2005
9.	54	Travis Lulay vs. EWU, 2004
10.	53	Rob Compson vs. SW Tex., 1997
10.	53	Kelly Bradley vs. Weber State, 1985
10.	53	Kelly Bradley vs. Idaho, 1984
10.	53	Mark Fisher vs. Weber St., 1991

## Touchdown Passes, Career

1.	60	Kelly Bradley, 1983-86
2.	58	Travis Lulay, 2002-05
3.	54	Rob Compson, 1995-98
4.	47	DeNarius McGhee, 2010-
5.	28	Paul Dennehy, 1976-78
6.	28	Tyler Thomas, 2001-02
7.	24	Mike Godfrey, 1980-83
7.	24	Brock Spencer, 1993-94
7.	24	Jack Rolovich, 2006-07
10.	22	Dennis Erickson, 1966-68

## Touchdown Passes, Season

1.	30	Kelly Bradley, 1984
2.	24	DeNarius McGhee, 2011
3.	23	DeNarius McGhee, 2010
4.	22	Rob Compson, 1997
4.	22	Rob Compson, 1998
6.	19	Tyler Thomas, 2001
7.	17	Travis Lulay, 2005
8.	16	Kelly Bradley, 1985
9.	15	Travis Lulay, 2004
10.	14	Kelly Bradley, 1986
10.	14	Travis Lulay, 2002
10.	14	Jack Rolovich, 2007

## Touchdown Passes, Game

1.	5	Rob Compson vs. ISU, 1998
1.	5	Kelly Bradley vs. Idaho State, 1984
1.	5	Kelly Bradley vs. N. Iowa, 1986
1.	5	Joe Volek vs. NAU, 1991
5.	4	Jack Rolovich vs. PSU, 2007
5.	4	DeNarius McGhee vs. Sac St, 2010
5.	4	DeNarius McGhee vs. N. Colo., 2011
5.	4	Travis Lulay vs. Weber State, 2003
5.	4	Travis Lulay vs. Portland State, 2005
5.	4	Travis Lulay vs. SFA, 2005
5.	4	Kelly Bradley vs. Nevada, 1984
5.	4	Kelly Bradley vs NAU, 1984
5.	4	Kelly Bradley vs Fresno State, 1984
5.	4	Kelly Bradley vs. Weber State, 1985
5.	4	Rob Compson vs. Portland St., 1998
5.	4	Kasey Harte vs. W. New Mex., 1999
5.	4	Tyler Thomas vs. Idaho State, 2001

## Completions, Career

1.	889	Travis Lulay, 2002-05
2.	714	Kelly Bradley, 1983-86
3.	516	Rob Compson, 1995-98
4.	429	DeNarius McGhee, 2010-
5.	345	Mike Godfrey, 1980-83
6.	281	Jack Rolovich, 2006-07
7.	259	Tyler Thomas, 2001-02
8.	253	Brock Spencer, 1993-94
9.	245	Barry Sullivan, 1979-82
10.	210	Dennis Erickson, 1966-68

## Completions, Season

1.	289	Kelly Bradley, 1984 (367)
2.	269	Travis Lulay, 2004
3.	238	Travis Lulay, 2003
4.	227	DeNarius McGhee, 2010
5.	223	Travis Lulay, 2005
6.	222	Kelly Bradley, 1986
7.	202	DeNarius McGhee, 2011
8.	193	Rob Compson, 1998
9.	184	Tyler Thomas, 2001
10.	181	Mike Godfrey, 1982

## Completions, Game

1.	42	Kelly Bradley vs. E. Wash., 1985
2.	40	Kelly Bradley vs. Portland St, 1985
3.	38	Travis Lulay vs. Sac State, 2004
3.	38	Travis Lulay vs. Portland St, 2005
4.	35	Kelly Bradley vs. Fresno St., 1984
5.	34	Rob Compson vs. SW Tex., 1997
5.	34	Kelly Bradley vs. E. Wash., 1984
6.	33	Kelly Bradley vs. Weber St, 1985
6.	33	Travis Lulay vs. EWU, 2004
6.	33	Travis Lulay vs. So Dak St., 2004
9.	32	Rob Compson vs. Portland St., 1998
10	32*	Kelly Bradley vs. La Tech, 1984

## Completion Percentage, Career

1.	.577	Kelly Bradley, 1983-86
2.	.573	Rob Compson, 1995-98
3.	.570	Travis Lulay, 2002-05
4.	.559	Dusty Broderick, 1998-99
5.	.542	Barry Sullivan, 1979-82
6.	.513	Jack Rolovich, 2006-07
7.	.511	Brock Spencer, 1993-94
8.	.505	Mike Godfrey, 1980-83
9.	.495	Kelly Sherwin, 1984-87
10.	.492	Tyler Thomas, 2001-02 (min 200 attempts)


## Completion Percentage, Season

1.	.627	DeNarius McGhee, 2010
2.	.621	Cory Carpenter, 2006
3.	.610	DeNarius McGhee, 2011
4.	.607	Rob Compson, 1997
5.	.596	Kelly Bradley, 1985
6.	.590	Rob Compson, 1998
7.	.587	Barry Sullivan, 1980
8.	.586	Travis Lulay, 2003
9.	.581	Kelly Bradley, 1986
10.	.579	Kelly Bradley, 1984
10.	.579	Mark Iddins, 2009 (min. 100 attempts)

R. Dean Hendrickson



Jack Rolovich



Cory Carpenter

# Passing

## Passing Yards, Season

1.....	3672	1984
2.....	3498	2004
3.....	3,163	2010
4.....	3049	1986
5.....	2943	2002
6.....	2940	2006
7.....	2833	2011
8.....	2809	1999
9.....	2764	1985
10.....	2680	2005

## Passing Yards, Game

1. 516	@ Sac State, 2004
2. 481	@ Montana, 1986
3. 470	Portland State, 1998
4. 460	@ Fresno State, 1984
5. 432	Eastern Wash., 2004
6. 411	South Dakota St., 2004
7. 402	@ Portland State, 1985
7. 402	at Idaho State, 2010
9. 401	Weber State, 1985
10.400	Northern Colo., 2010
10.400	Northern Iowa, 1986
10.400	@Eastern Wash., 2009

## Passing Attempts, Season

1.....	529	1984
2.....	501	2004
3.....	487	1985
4.....	443	1991
5.....	438	2002
6.....	437	1986
7.....	421	1990
8.....	410	2006
9.....	407	2003
10.....	395	2005

## Passing Attempts, Game

1. 66	E. Washington, 1985
2. 64	@ Portland State, 1985
3. 61	@ Sac State, 2004
4. 60	Portland State, 2004
5. 57	La. Tech, 1984 (playoffs)
5. 57	Eastern Wash., 2004
7. 56	@ Portland State, 2005
8. 55	Nevada, 1984

9. 54	@ Idaho, 1984
10. 53	@ Eastern Wash., 2005
10. 53	@ SW Texas, 1997
10. 53	Weber State, 1985
10. 53	Weber State, 1991

## TD Passes, Season

1.....	32	1984
2.....	29	1985
3.....	26	2010



Travis Lulay

R. Dean Hendrickson

4.....	24	2011
5.....	23	2002
6.....	22	1997
6.....	22	1998
8.....	19	2001
9.....	18	1982
10.....	17	2006
10.....	17	1994
10.....	17	2005

## Touchdown Passes, Game

1. 6	Northern Iowa, 1986
1. 6	NAU, 1990
3. 5	Idaho State, 1986
3. 5	Idaho State, 1988
3. 5	W. New Mexico, 1999
6. 4	at Portland St, 2011
6. 4	at Sac St. 2010
6. 4	Northern Colo., 2010
6. 4	at Portland St., 2007
6. 4	Steven F Austin, 2005
6. 4	Portland State, 2005
6. 4	Weber State, 2003
6. 4	Weber State, 1985
6. 4	at Fresno State, 1984
6. 4	Nevada, 1984
6. 4	Portland State, 1998
6. 4	Idaho State, 2001

## Most Interceptions, Season

1.....	29	1985
2.....	27	1968
3.....	25	1991
4.....	24	1990
5.....	24	1984
6.....	19	2011
6.....	19	2008
8.....	17	2006
8.....	17	1981
8.....	17	2000
8.....	17	2001

## Most Interceptions, Game

1. 6	Fresno State, 1968
2. 5	Portland State, 2001
2. 5	Montana, 1984
2. 5	Boise State, 1991
2. 5	Boise State, 1990
2. 5	Idaho State, 1984
2. 5	Montana, 1984
2. 5	Boise State, 1985
9. 4	many tied

## Fewest Interceptions, Season

1.....	6	1980
2.....	6	1977
3.....	6	1959
4.....	6	1958
5.....	7	2010
5.....	7	1960
7.....	8	1998
7.....	8	1973
7.....	8	1961
10.....	9	1997
10.....	9	2002
10.....	9	2004



Rob Compson

## Completions, Season

1.....	301	1984
2.....	285	1990
3.....	254	1985
4.....	248	1986
5.....	239	2003
5.....	234	2002
6.....	225	2005
7.....	224	2006
8.....	205*	2011
9.....	204	1982
10.....	203	2007

## Completions, Game

1. 42	@ Portland State, 1985
1. 42	E. Washington, 1985
3. 38	Portland St, 2006
3. 38	@ Portland St, 2005
5. 35	@ Fresno State, 1984
6. 34	SW Texas, 1997
7. 33	Weber State, 1985
7. 33	NAU, 1984
9. 32	La. Tech, 1984
9. 32	Portland State, 1998

## Completion Percentage, Season

1.....	.627	2010
2.....	.611	1997
3.....	.608	1998
4.....	.603	2011
5.....	.587	2003
6.....	.579	1980
7.....	.575	2009
8.....	.570	2005
9.....	.569	1984
10.....	.555	1986



Paul Dennehy

R. Dean Hendrickson

# Receiving

## Receiving Yards, Career

- 2,207 Elvis Akpla, 2009-11
- 2,070 Chip Hobbs, 1995-99
- 1,920 Rob Tesch, 1989-92
- 1,856 Scott Turnquist, 2000-03
- 1,840 Eric Hopkins, 1992-95
- 1,759 Rick Gatewood, 2004-05
- 1,720 Ron Bain, 1966-68
- 1,635 Junior Adams, 2001-02
- 1,598 Joe Bignell, 1981-84
- 1,482 Tom White, 1982-85

## Receiving Yards, Season

- 1,149\* Joe Bignell, 1984
- 1,145\* Elvis Akpla, 2011
- 1,110 Ron Bain, 1968
- 1,034 Chip Hobbs, 1998
- 1,023\* Mike Jefferson, 2006
- 995 Rick Gatewood, 2004
- 983 Junior Adams, 2002
- 974 Tony Vallez, 1997
- 964 Eric Hopkins, 1994
- 887 Oscar Caballero, 1998



Ron Bain

## Receiving Yards, Game

- 239 Mike Jefferson vs. NAU, 2006
- 235 Rick Gatewood vs. Montana, 2004
- 230 Tony Vallez vs. Sac. State, 1997
- 221 Tony Vallez vs. Weber State, 1997
- 207 Mike Jefferson vs. Idaho State, 2006
- 198 Oscar Caballero vs. Portland State, 1998
- 196 Rick Gatewood vs. Portland St., 2005
- 195 Rob Tesch vs. E. Washington, 1990
- 181 Junior Adams vs. Washington State, 2002
- 179 Joe Bignell vs. Montana, 1984

## Receptions, Career

- 169 Joe Bignell, 1981-84
- 162 David Pandt, 1982-85
- 144 Chip Hobbs, 1995-99
- 135 Scott Turnquist, 2000-03
- 133 Elvis Akpla, 2009-11
- 131 Rick Gatewood, 2004-05
- 127 Eric Hopkins, 1992-95
- 123 Rob Tesch, 1989-92
- 119 Tom White, 1982-85
- 110 Everett Gilbert, 2009-

## Receptions, Season


- 88 Joe Bignell, 1984
- 71 Chip Hobbs, 1998
- 69 David Pandt, 1985
- 67 Rick Gatewood, 2005
- 66 Mike Jefferson, 2006
- 66 Junior Adams, 2002
- 64 Ron Bain, 1968
- 64 Rick Gatewood, 2004
- 63 Elvis Akpla, 2011
- 61 Tony Vallez, 1997

## Receptions, Game

- 21 David Pandt vs. E Wash, 1985
- 19 Rick Gatewood vs. Portland St., 2005
- 13 David Pandt vs. Portland St, 1985
- 13 Joe Bignell vs. Montana, 1984
- 13 Rick Gatewood vs. Montana, 2004
- 12 Mike Jefferson vs. NAU, 2006
- 12 Ron Bain vs. Montana, 1968
- 12 Clint Bryan vs. N Arizona, 1990
- 12 Rick Gatewood vs. Sac State, 2004
- 11 Ron Bain vs. Fresno State, 1968
- 11 Tony Vallez vs. Weber St, 1997
- 11 Chip Hobbs vs. Cal Poly, 1999
- 11 Junior Adams vs. Wash. St, 2002

## Touchdowns Receiving, Career

- 21 Kelly Davis, 1983-86
- 18\* Elvis Akpla, 2009-11
- 18 Chip Hobbs, 1995-99
- 16 Sam McCullum, 1971-73
- 14 Tom White, 1982-85
- 14 Ron Bain, 1966-63
- 13 Rick Gatewood, 2004-05
- 12 Rob Tesch, 1989-92
- 10 Joe Bignell, 1981-84
- 10 Bryan Flaig, 1973-76



Joe Bignell

## Touchdowns Receiving, Season

- 12 Sam McCullum, 1972
- 11 Elvis Akpla, 2011
- 10 Ron Bain, 1968
- 10 Kelly Davis, 1986
- 9 Mike Jefferson, 2006
- 9 Chip Hobbs, 1998
- 9 Kelly Davis, 1984
- 8 Junior Adams, 2002
- 8 Eric Hopkins, 1994
- 8 Tony Vallez, 1997
- 8 Rick Gatewood, 2004



Pat Bolton,  
Kicker



Chip Hobbs

# Scoring

## Scoring in a Career

Yr	Player	TD	Pat	2-Pa	FG	TP
1.	Jason Cunningham, 08-11	0	150	0	69	357
2.	Pat Bolton, 72-75	0	102	0	44	234
3.	Mark Carter, 81-84	0	87	0	48	231
4.	Jeff Muri, 76-79	2	113	1	30	214
5.	Anders Larsson, 85-88	0	101	0	32	197
6.	Nate Cook, 00-03	0	102	0	30	192
7.	Geoff Groshelle, 94-97	0	84	0	32	180
8.	Don Hass, 65-67	29	0	0	0	174
9.	Ryan Johnson, 99-02	28	0	0	0	168
10.	Travis Lulay, 02-05	23	0	0	0	138

## Scoring in a Season

Yr	Player	TD	Pat	2-Pa	FG	TP
1.	Don Hass, '66	20	0	0	0	120
2.	Jason Cunningham, '11	0	47	0	22	113
3.	Ryan Johnson, '01	15	0	0	0	90
4.	Cody Kirk, '11	14	0	0	0	84
4.	Jeff Muri*, '76	1	34-38	0	15-25	84
6.	Tony Boddie, '82	13	0	1	0	80
7.	Pat Bolton, '73	0	37-41	0	14-25	79
8.	Jason Cunningham, '08	0	38-39	0	13-19	77
9.	Jeff Hastings, '05	0	28-31	0	16-21	76
10.	Mark Carter, '84	0	38-43	0	12-28	74
10.	Sam McCullum, '72	12	0	1	0	74


## Most Touchdowns Scored in a Game

- 5 Mike Jefferson vs. Idaho State, 2006
- 5 Don Hass vs. North Dakota, 1966
- 4 Cody Kirk vs. Idaho State, 2011
- 4 Don Hass vs. Weber State, 1966
- 4 Tony Boddie vs. N. Arizona, 1982
- 4 Travis Lulay vs. Sac State, 2004
- 3 Mark Rinehart vs. Weber State, 1988
- 3 Tony Vallez vs. Weber State, 1997
- 3 Kelly Davis vs. Northern Iowa, 1986
- 3 Kelly Davis vs. Idaho State, 1986
- 3 Tom White vs. Weber State, 1985
- 3 Brent Bateman vs. Weber St, 1984
- 3 Sam McCullum vs. Boise State, 1972
- 3 Zoonie McLean vs. Fresno St, 1971
- 3 Bruce Molock vs. Sac State, 2003

## Most Touchdowns Scored in a Career

- 29 Don Hass, 1965-67
- 28 Ryan Johnson, 1999-02
- 24 John Tetrault, 1987-90
- 23 Travis Lulay, 2002-05
- 22 Delmar Jones, 1976-78
- 21 Tony Boddie, 1979-82
- 21 Dennis Erickson, 1966-68
- 21 Bob Rudio, 1956-59
- 21 Steve Kracher, 1973-75
- 19 Ron Bain, 1966-68
- 19 Travis Lulay, 2002-05
- 18 Kelly Davis, 1984-86
- 18 Paul Dennehy, 1976-78

Dennis Erickson



## Most Points (Since 1950)

- 86 E. Oregon St, 1985
- 70 N. Arizona, 1990
- 66 Idaho State, 1998
- 65 Western NM, 1999
- 64 Sac State, 2010

- 62 Colo. Mines, 1956
- 61 Dixie State, 2007
- 60 No. Arizona, 2004
- 59 Adams State, 2008
- 59 N. Dakota, 1966
- 58 Fort Lewis, 1993
- 57 Idaho, 1978
- 55 Fresno St, 1966
- 54 Idaho State, 2011
- 54 Whitworth, 1956
- 52 Sam Houston, 1987
- 52 NM High'l'ds, 1989
- 52 Idaho State, 2001
- 51 Boise State, 1988
- 51 Sacramento St, 1996
- 50 Portland St, 1966
- 50 Idaho St, 1986
- 49 Idaho St, 1966
- 48 Weber St, 1984
- 48 Weber St, 2001
- 47 San Diego, 1959
- 46 S. Dakota St, 1964
- 50 No. Iowa, 1986




Geoff Groshelle

## Combined Points, Game (Since 1950)

- 125 MSU 64, Sac State 61 OT 2010
- 107 MSU 70, NAU 37 1990
- 101 MSU 66, Idaho State 35 1998
- 100 MSU 52, Sam Houston St 48 1987
- 95 Eastern Wash. 51, MSU 44 2004
- 94 Weber State 59, MSU 35 1988
- 91 Portland State 56, MSU 35 1977
- 87 Montana 59, MSU 28 1986
- 86 MSU 86, E. Oregon 0 1985
- 86 Weber State 50, MSU 36 1985
- 85 Portland St 44, MSU 41 2005
- MSU 44, Nev-Reno 41 (4 OT) 1984
- MSU 52, Idaho State 33 1987
- 82 MSU 45, Idaho State 37 1988
- 81 MSU 49, Portland State 32 2008
- 81 MSU 45, Weber State 36 1966
- 80 MSU 59, North Dakota 21 1966
- 79 Kansas State 69, MSU 10 2008
- 79 Boise State 58, MSU 21 1985
- 78 MSU 57, Idaho 21 1978
- 78 Washington St. 64, MSU 14 1985
- 78 MSU 40, Idaho 35 1993
- 77 Boise State 40, MSU 37 1974
- 77 NAU 47, MSU 30 1994
- 77 MSU 50, Idaho State 27 1986
- 77 MSU 28, Portland State 49 1999
- 77 MSU 37, Cal Poly 40 1999
- 76 Boise State 52, MSU 24 1971
- 76 North Dakota 48, MSU 28 1972

## Points Allowed (Since 1950)

- 69 Kansas St, 2008
- 69 Florida, 1988
- 64 Wash. St, 1985
- 61 Sac State, 2010
- 61 Wyoming, 1950
- 61 Nevada, 1985
- 61 Nevada, 1986
- 59 Montana, 1986
- 59 Weber St, 1988
- 58 Boise St, 1985
- 56 Weber St, 1970
- 56 Portland St, 1977
- 55 Utah, 1951
- 55 Fresno St, 1986
- 55 Montana, 1987
- 55 Montana, 1994
- 54 Idaho, 1965
- 54 NAU, 1987
- 54 Nevada, 1991
- 54 Wash. St. 1993
- 53 Arizona St., 1957
- 53 Weber St, 1969
- 53 No. Iowa, 1987
- 53 Wash. St., 2001



Steve Kracher



Nate Cook

## Most Points Scored, Season

Points	Year
415*	2011
396*	2010
394	1966
355 (437)*	1984
348	1998
339	1973
330	2003
319	2008
311	1993
309	2001
296	1985
296	2004
288	1978
284 (298)*	2002
276	2005
275	1974
269 (320)*	1976
269	1999

## Most Points Allowed, Season

Points	Year
460	1987
436	1985
395	1986
374	1988
350	1999
342	2008
341	1994
329	2001
318*	2011
304	1990
300	1991
294	1982
292	1993
289	1983

## Fewest Points Allowed, Season

Points	Year
86	1958
89	1963
104	1964
105 (137)*	1976
106	1961
109	1959
118	1960
134	1966
139	1957
151	1967

## Fewest Points Scored, Season

Points	Year
102	1961
106	1969
109	1983
115	1965
131	2000
139	1960
153	1980
169	1970
170	1992
186	1971
192	1981



# Special Teams

## Kicking

### Career Summaries, Bobcat Kickers

	FG-FGA	Long	Streak	Most in Game
J. Cunningham, 2008-11	69-92	55	14	5
Jeff Hastings, 2005-06	16-21	42	6	2
EJ Cochrane, 2001-04	16-29	47	4	2
Nate Cook, 2000-03	31-45	43	4	2
Matthew Peot, 1997-99	13-17	44	6	3
Carson Souter, 1998-99	9-22	52	3	1
Geoff Groshelle, 1994-97	32-50	44	7	3
Anders Larssen, 1985-88	33-51	53	NA	NA
Mark Carter, 1981-84	45-71	49	6	4
Terry Alberta, 1980	2-11	21	1	1
Jeff Muri, 1976-78	29-61	53	NA	3
Pat Bolton, 1972-75	44-75	53	6	4
Tweed Rhoades, 1971	5-12	32	NA	2
Oyvind Torp, 1970	5-8	47	NA	2
Frank Kalfoss, 1967-69	22-55	50	NA	5
Jan Stenerud, 1965-66	18-35	59	NA	NA

### Field Goals, Career

- 69 Jason Cunningham, 2008-11
- 45 Mark Carter, 1981-84
- 44 Pat Bolton, 1972-75
- 33 Anders Larssen, 1985-88
- 32 Geoff Groshelle, 1994-97

### Field Goals, Season

- 22 Jason Cunningham, 2011
- 20 Jason Cunningham, 2010
- 16 Jeff Hastings, 2005
- 14 Jason Cunningham, 2009
- 14 Jeff Muri, 1976
- 14 Pat Bolton, 1975
- 14 Pat Bolton, 1973

### Field Goals, Game

- 5 Jason Cunningham vs. EWU, 2011
- 4 Jeff Stevens vs. Southern Utah, 1993
- 4 Mark Carter vs. Montana, 1983
- 4 Pat Bolton vs. Idaho State, 1973
- 3 on many occasions

### Most Field Goals Over 50 Yards, Career

- 6 Jason Cunningham, 2008-11
- 3 Pat Bolton, 1972-75
- 2 Jason Cunningham, 2008
- 2 Jan Stenerud, 1965-66
- 1 Jeff Muri, 1976-79
- 1 Terry Godfrey, 1986
- 1 Anders Larssen, 1986-89
- 1 Frank Kalfoss, 1967-69

### Most Field Goals Over 50 Yards, Season

- 2 Jason Cunningham, three times

### Most Field Goals 50 Yards or over, Game

- 2 Jason Cunningham vs. EWU, 2011

### Most Field Goals Over 40 Yards, Career

- 14 Jason Cunningham, 2008-
- 11 Pat Bolton, 1972-75
- 8 Frank Kalfoss, 1967-69
- 8 Jeff Hastings, 2005-06
- 6 Anders Larssen, 1986-89
- 4 Jan Stenerud, 1965-66
- 4 Tim Klinger, 1990-92

### Most Field Goals Over 40 Yards, Season

- 7 Frank Kalfoss, 1969
- 6 Jason Cunningham, 2011
- 5 Pat Bolton, 1974
- 4 Jason Cunningham, 2009
- 4 Pat Bolton, 1973
- 4 Jeff Hastings, 2005
- 4 Jeff Hastings, 2006
- 3 Anders Larssen, 1988
- 3 Jason Cunningham, 2008

### Most Field Goals Over 40 Yards, Game

- 2 Jason Cunningham, 2011
- 2 Pat Bolton, 1974

### Most Consecutive Field Goals

- 14 Jason Cunningham, 2010
- 8 Jeff Hastings, 2006
- 7 Jason Cunningham, 2011
- 6 Jeff Hastings, 2005
- 6 Pat Bolton, 1975
- 6 Mark Carter, 1983
- 6 Anders Larssen, 1988
- 6 Matthew Peot, 1998

### Field Goal Percentage, Career

(min. 15 att)

- .778 Jeff Hastings, 2005-06
- .765 Matthew Peot, 1997-99
- .750 Jason Cunningham, 2008-11
- .634 Mark Carter, 1981-84
- .627 Anders Larssen, 1985-88

### Field Goal Percentage, Season

(min. 10 att)

- .900 Nate Cook, 2001
- .833 Jason Cunningham, 2011
- .800 Jeff Hastings, 2006
- .778 Jason Cunningham, 2009
- .765 Mark Carter, 1983

### Longest Field Goals

- 59 Jan Stenerud vs. Montana, 1965
- 56 Terry Godfrey vs. Idaho State, 1986
- 55 Jason Cunningham vs. EWU, 2011
- 55 Jason Cunningham vs. EWU, 2011
- 53 Anders Larssen vs. Idaho State, 1988
- 53 Jeff Muri vs. NAU, 1979
- 53 Pat Bolton vs. Idaho State, 1975
- 52 Jason Cunningham vs. UNC, 2008
- 52 Carson Souter vs. W. Wash., 1998
- 52 Pat Bolton vs. Montana, 1974
- 52 Pat Bolton vs. North Dakota, 1973

### Punting Average, Career


- 48.2 Hank Urza, 1965-67
- 42.1 Matthew Peot, 1997-99
- 41.6 Dirk Nelson, 1982-84
- 41.3 Eric Fisher, 2006-09
- 41.2 Stuart Dodds, 1976-79
- 40.9 Pat Bergman, 1987-88
- 40.2 Travis Lulay, 2002-05
- 39.4 Ray Foley, 1964-65
- 39.2 Mark Page, 1985-87
- 39.2 Bob Banaugh, 1970-71

### Punting Average, Season

- 51.3 Hank Urza, 1965
- 48.5 Hank Urza, 1967
- 45.6 Stuart Dodds, 1979
- 45.0 Hank Urza, 1966
- 44.7 Matthew Peot, 1999
- 43.4 Pat Bergman, 1987
- 43.4 Dirk Nelson, 1984
- 42.2 Travis Lulay, 2004
- 41.9 Matthew Peot, 1998
- 41.8 Eric Fisher, 2008

### Longest Punts

- 85 Brad Brisbin vs. Idaho, 1972
- 81 Travis Lulay vs. Adams State, 2004
- 80 Hank Urza vs. Idaho State, 1967
- 78 Hank Urza vs. Idaho, 1966
- 78 Darren Svendsen vs. Idaho, 1992
- 77 Travis Lulay vs. Idaho State, 2005
- 77 Eric Fisher vs. Dixie State, 2009
- 73 Eric Fisher vs. EWU, 2008
- 70 Eric Fisher vs. Idaho State, 2008
- 70 Nate Cook vs. C. Washington, 2002



Jeff Hastings

- 70 Tyler Bolten vs. Eastern Wash., 2006

## Returns

### Longest Punt Returns

- 86 Sean Hill vs. Idaho State, 1991 (TD)
- 85 Kory Austin vs. Dixie St., 2007 (TD)
- 85 Bill Mulcahy vs. Idaho, 1962 (TD)
- 84 Junior Adams vs. E. Wash., 2001 (TD)
- 83 Gary Popiel vs. Portland State, 1967
- 80 Corey Smith vs. Sac State, 2003 (TD)
- 80 Kenyatte Morgan vs. MN/Duluth, 1996 (TD)
- 80 Jim Tuss vs. Montana, 1965 (TD)
- 76 Monte Boston vs. Weber St, 1971 (TD)
- 75 Steve Dodds vs. N. Dakota St., 1974 (TD)
- 75 Jim McLeod vs. Omaha U., 1958 (TD)

### Longest Kickoff Returns

- 100 Demetrius Crawford vs. Minn., 2008 (TD)
- 100 Harvey Wylie vs. NA, 1954 (TD)
- 99 Reggie Carthon vs. Idaho, 1990 (TD)
- 95 Will Fennal vs. NA, 1963
- 94 Mark Rinehart vs. Sam Houston, 1987 (TD)
- 93 Bryan Molen vs. Washington St., 2001
- 92 Arie Grey vs. Portland State, 1999 (TD)
- 91 K. Morgan vs. Northridge, 1997
- 91 Omar Turner vs. Sac State, 1996
- 91 Omar Turner vs. Montana, 1998 (TD)

### Punt Return Yards, Career

- 966 Mark McGrath, 1976-79
- 938 Corey Smith, 2000-02
- 619 Sean Hill, 1989-93
- 594 Jim Tuss, 1964-66
- 473 Gary Popiel, 1965-67
- 453 Rob Tesch, 1989-92
- 433 Junior Adams, 2001-02
- 427 Monte Boston, 1970-72

# Total Yards

## Punt Return Yards, Season

- 545 Corey Smith, 2003
- 388 Gary Popiel, 1967
- 381 Junior Adams, 2001
- 371 Mark McGrath, 1979
- 366 Corey Smith, 2002
- 283 Omar Turner, 1996
- 273 Ben Vaughn, 1966
- 267 Rob Tesch, 1992
- 264 Jim Tuss, 1965
- 248 Sean Hill, 1991

## Kick Return Yards, Career

- 1,624 Mark Rinehart, 1986-89
- 1,607 Sean Hill, 1989-93
- 1,605 Everett Gilbert, 2009-92
- 1,317 Rob Tesch, 1989-92
- 1,109 Arie Grey, 1997-00
- 988 Kenyatte Morgan, 1994-97
- 764 Steve Roderick, 1978-81
- 760 Mark McGrath, 1976-79
- 710 David Pandt, 1982-85
- 637 Eric Hopkins, 1992-95

## Kick Return Yards, Season

- 698 Mark Rinehart, 1986
- 664 Corey Smith, 2003
- 591 Rob Tesch, 1990
- 525 Mark Rinehart, 1987
- 517 Sean Hill, 1989
- 517 Sean Hill, 1993
- 502 David Taylor, 2007
- 490 Everett Gilbert, 2011
- 478 Everett Gilbert, 2009
- 473 Anthony Curley, 1988

## Punt Return Average, Career

(min. 20 returns)

- 17.3 Junior Adams, 2001-02
- 16.3 Gary Popiel, 1966-67
- 14.9 Corey Smith, 2000-2003
- 13.9 Ben Vaughn, 1965-66
- 12.6 Oscar Caballero, 1997-98
- 12.6 Mark Rinehart, 1986-89
- 12.6 Jim Tuss, 1964-66
- 12.1 Arie Grey, 1997-2000
- 12.0 Kenyatte Morgan, 1994-97
- 11.5 Monte Boston, 1970-72



Corey Smith



Ryan Johnson

## Punt Return Average, Season

(min. 10 returns)

- 20.1 Stuart Dodds, 1974
- 19.0 Junior Adams, 2001
- 18.2 Kory Austin, 2005
- 17.0 Ben Vaughn, 1966
- 16.2 Kenyatte Morgan, 1996
- 15.5 Monte Boston, 1971
- 14.9 Gary Popiel, 1967
- 14.8 Jim Tuss, 1966
- 14.6 Corey Smith, 2002
- 13.9 Jim Tuss, 1965

## Kick Return Average, Career

(min. 20 returns)

- 26.3 Rob Tesch, 1989-92
- 25.9 Corey Smith, 2000-03
- 25.2 Russ Powers, 1961-62
- 23.6 Sean Hill, 1989-93
- 23.1 Arie Grey, 1997-2000
- 23.0 Kenyatte Morgan, 1994-97
- 22.8 Delmar Jones, 1976-78
- 22.6 Mark McGrath, 1976-79
- 22.5 Lamonte Bell, 1998-2001
- 21.7 Mark Rinehart, 1986-89
- 21.7 Lathian Tyler, 1997-99

## Kick Return Average, Season

(min. 10 returns)

- 33.2 Corey Smith, 2003 (I-AA leader)
- 28.7 Will Fennal, 1963
- 28.1 Rob Tesch, 1990
- 27.7 Rob Tesch, 1991
- 27.2 Sean Hill, 1993
- 26.9 Mark McGrath, 1978
- 26.6 Arie Grey, 1998
- 26.5 Russ Powers, 1962
- 26.3 Mark Rinehart, 1987
- 25.6 Clint Bryan, 1990

## Blocked Kicks, Career

- 5 Dane Fletcher, 2006-09
- 5 Rob Pouliot, 1985-88
- 4 Todd Graves, 1988-91
- 3 Jesse Anderson, 2006-08
- 3 Lonnie Burt, 1981-84

## Blocked Kicks, Season

- 4 Todd Graves, 1990
- 3 Rob Pouliot, 1988
- 2 Dane Fletcher, 2009
- 2 Brad Daly, 2009
- 2 Rob Pouliot, 1986
- 2 Dane Fletcher, 2008
- 2 Kevin Retoriano, 2008
- 2 Jess Buck, 1995
- 2 Mark D'Agostino, 1989
- 2 Lonnie Burt, 1984
- 2 Tyler Winter, 1984
- 2 Phil Bruneau, 1982

R. Dean Hendrickson

## Total Offense

### Total Offense in a Season

Yards	Player	Year	Plays	Rush	Pass
3856	Travis Lulay	2004	602	371	3485
3455	Kelly Bradley*(4350)	1984	772	-127	4477
3344	DeNarius McGhee	2010	442	181	3163
3240	Travis Lulay	2005	521	611	2629
3139	DeNarius McGhee	2011	421	340	2799
2775	Rob Compson	1998	400	14	2761
2440	Rob Compson	1997	382	62	2378
2245	Kelly Bradley	1986	506	-186	2431
2002	Tyler Thomas	2001	423	-128	2330
2184	Mike Godfrey	1982	392	-71	2255

### Total Offense in a Career

- 12,205 Travis Lulay, 2002-05 (1459 rush, 10,746 pass)
- 7,730 Kelly Bradley, 1983-86 (-422 rush, 8152 pas)
- 6,788 Rob Compson, 1995-98 (-70 rush, 6828 pass)
- 6,483 DeNarius McGhee, 2010- (rush, pass)
- 4,327 John Tetrault, 1987-90 (1279 rush, 3262 pass)
- 4,036 Paul Dennehy, 1976-78 (1158 rush, 2778)
- 3,945 Dennis Erickson, 1966-68 (764 rush, 3181)
- 3,941 Mike Godfrey, 1979-83 (-180 rush, 4121 pass)
- 3,834 Jack Rolovich, 2006-07 (-77 rush, 3911 pass)
- 3,646 Ryan Johnson, 1999-02 (3646 rush)

### Total Offense in a Game, Team

683	vs. EWU	11/13/04
654	vs Idaho State	11/10/01
646	at Sacramento State	10/2/10
592	vs EWU	10/24/09
591	vs N. Arizona	10/6/90
589	vs Idaho State	11/14/98
581	vs Montana	11/3/84
579	vs. Sac State	11/6/04
578	vs Weber State	10/9/71
570	vs Montana	11/2/68

### All-Purpose Yards, Career

- 4,179 Ryan Johnson, 1999-2002 (3646 rush, 471 rec, 62 ret)
- 3,722 Rob Tesch, 1989-92 (32 rush, 1920 rec, 1770 ret)
- 3,371 Everett Gilbert, 2009-
- 3,270 Tony Boddie, 1979-82 (2449 rush, 792 rec, 29 ret)
- 3,259 Delmar Jones, 1975-78 (2819 rush, -6 rec, 546 ret)
- 3,205 Steve Kracher, 1972-75 (2979 rush, 40 rec, 186 ret)
- 3,194 Corey Smith, 2000-03 (18 rush, 1150 rec, 2026 ret)
- 3,191 Don Hass, 1965-67 (2954 rush, 69 rec, 168 ret)
- 3,089 David Pandt, 1982-85 (1104 rush, 1275 rec, 710 ret)
- 2,967 Demetrius Crawford, 2007-08 (

### All-Purpose Yards, Season

- 1,759 Ryan Johnson, 2001 (1537 rush/201 rec/21 ret)
- 1,710 D. Crawford, 2008 (1,314 rush/101 rec/295kr)
- 1,684 Corey Smith, 2003 (10 rush/465 rec/545 pr/664 kr)
- 1622 Cody Kirk, 2011 (1351 rush, 271 rec)
- 1,590 Steve Kracher, 1975 (1387 rush/30 rec/173 ret)
- 1,573 Eric Hopkins, 1994 (-8 rush/964 rec/622 ret)
- 1,571 Orenzo Davis, 2010 (1126 rush, 173 rec, 272 ret)
- 1,532 Don Hass, 1966 (1460 rush/23 rec/49 ret)
- 1,450 Mike Jeferson, 2006 (129 rush/1,023 rec/298 ret)
- 1,427 Tony Boddie, 1982 (790 rush/637 rec/0 ret)

### All-Purpose Yards, Game

- 305 Mike Jefferson vs. Idaho State 2006
- 298 Don Hass vs. Weber State 1967
- 292 Ryan Johnson vs. Idaho State 2001
- 275 Rick Gatewood vs. Montana 2004
- 270 Paul Schafer vs. Montana 1968
- 267 Corey Smith vs. Gardner-Webb 2003
- 257 Everett Gilbert vs. Portland State 2010
- 256 Ryan Johnson vs. Weber State 2001
- 254 Rob Tesch vs. NAU 1990
- 253 Eric Hopkins vs. Montana 1994

# Defense

## Tackles, Career

- 518 Kirk Timmer, 1983-86
- 491 Kane loane, 2000-03
- 437 Ken Lang, 1985-88
- 382 Bobby Daly, 2005-08
- 369 Scott Matthews, 1993-96
- 350 Kevin Lundstrom, 1995-98
- 343 Todd Graves, 1988-91
- 324 Jon Skelton, 1987-90
- 316 Clete Linebarger, 1982-85
- 301 Jason Hicks, 1992-95



Howard Scaggs

Morgan Ryan

## Tackles, Season

- 202 Jim Kalafat, 1982
- 178 Jim Kalafat, 1983
- 167 Mark Eibner, 1982
- 155 Todd Graves, 1990
- 142 Kane loane, 2003
- 142 Kirk Timmer, 1984
- 138 Kirk Timmer, 1984
- 137 Kirk Timmer, 1986
- 137 Ken Lang, 1987
- 137 Ken Lang, 1986

## Tackles, Game

- 30 Jim Kalafat, Nevada, 1983
- 29 Jim Kalafat, EWU, 1983
- 28 Jim Kalafat, UND, 1982
- 26 Jim Kalafat, NAU, 1982
- 21 Kane loane, NAU, 2003
- 21 Kane loane, SMC, 2002
- 21 Todd Graves, Tulsa, 1990
- 21 Ron Hansen, Wash. St, 1985
- 21 Todd Graves, CSU, 1990
- 20 6 players

## Tackles for Loss, Career

- 66 Corey Widmer, 1988-91
- 56 Jon Montoya, 2000-03
- 55 Mark Fellows, 1981-84
- 51 Dane Fletcher, 2006-09
- 50 Jason Hicks, 1992-95
- 48.5 Neal Smith, 1994-97
- 46 Roger Cooper, 2001-04
- 45.5 Adam Cordeiro, 2000-03
- 43 Bobby Daly, 2005-08
- 42 Jeff Newton, 1989-92

## Tackles for Loss, Season

- 30 Mark Fellows, 1984
- 25 Corey Widmer, 1990
- 22 Neal Smith, 1997
- 20 Corey Widmer, 1991
- 19 Dane Fletcher, 2007
- 19 Jason Hicks, 1993
- 18 Adam Cordeiro, 2001
- 18 Jon Montoya, 2002
- 17.5 Dane Fletcher, 2009
- 17 Jody Owens, 2011
- 17 Dane Fletcher, 2007
- 17 Jon Wanago, 1988

## Tackles for Loss, Game

- 7 Matt Micklewright, NAU, 1986
- 6 Cory Widmer, ISU, 1990
- 5 Jon Montoya, EWU, 2000
- 5 Shaun Ross, WSU, 1999
- 5 Jason Hicks, BSU, 1992
- 5 Adam Cordeiro, ISU, 1991
- 4 16 players

## Interceptions, Career

- 22 Morgan Ryan, 1990-93
- 16 Doug Kimball, 1983-85
- 16 Jim Anderson, 1980-82
- 16 Randy Hickel, 1973-75
- 14 Doug Kimball, 1982-85
- 13 Ron Muri, 1976-78
- 12 Bob Banaugh, 1969-71
- 12 Monte Boston, 1970-72
- 11 Joey Thomas, 2000-03
- 11 Mark Grimmer, 1992-95
- 11 Stuart Dodds, 1977-79

## Interceptions, Season

- 10 Doug Kimball, 1984
- 8 Jim Anderson, 1981
- 8 Bob Banaugh, 1971
- 8 Morgan Ryan, 1991
- 7 Mark Grimmer, 1993
- 7 Randy Hickel, 1973
- 7 Monte Boston, 1971
- 7 Dean Winder, 1968
- 6 Stuart Dodds, 1979
- 6 Bob Given, 1965
- 6 Reggie Carton, 1992
- 6 Morgan Ryan, 1992

## Interceptions, Game

- 3 Ray Foley vs. Nevada, 1964
- 3 Jim Anderson vs. Idaho State, 1981
- 3 Dusty Birkenbuel vs. N. Dakota State, 1973
- 3 Doug Kimball vs. Idaho, 1984
- 3 Bob Kimball vs. N. Iowa, 1986
- 3 Monte Boston vs. Simon Fraser, 1972

## Longest Interception Return

- 100 Rob Pouliot vs. Boise St (TD), 1988
- 97 Joe Roberts vs. Rhode Island (TD), 1984
- 89 Mike McLeod vs. Idaho St (TD), 1979
- 82 Jim McLeod vs. Montana (TD), 1959
- 80 Sam Moore vs. St. Ambrose, 1958
- 80 Sean Hill vs. Eastern Wash. (TD), 1992



Junior Adams

## Team Interceptions, Season

- 29 1973
- 25 1976
- 22 1984
- 21 1981



Jason Hicks

- 21 1978
- 21 1972
- 21 1966
- 20 1993
- 19 1992
- 19 1974

## Individual Sacks, Career

- 40 Mark Fellows, 1981-84
- 35.5 Neal Smith, 1994-97
- 35 Corey Widmer, 1988-91
- 29 Tex Sikora, 1982-85
- 29 Jason Hicks, 1992-95
- 26 Adam Cordeiro, 2000-03
- 25.5 Jon Montoya, 2000-03
- 22 Devlan Geddes, 1993-96
- 18 Jeff Newton, 1989-92
- 17.5 Bobby Daly, 2005-08

## Individual Sacks, Season

- 23 Mark Fellows, 1984
- 19 Neal Smith, 1997
- 17 Corey Widmer, 1990
- 14 Jason Hicks, 1993
- 12.5 Brad Daly, 2011
- 11.5 Adam Cordeiro, 2001
- 10 Tex Sikora, 1985
- 9.5 Jon Montoya, 2002
- 9 Devlan Geddes, 1994
- 9 Neal Smith, 1996
- 9 Mark Fellows, 1982
- 9 Tex Sikora, 1983
- 9 Corey Widmer, 1989
- 9 Nick Marudas, 2005

## Fumbles Recovered, Career

- 9 Jon Skelton, 1987-90
- 7 Bob Kimball, 1985-88
- 7 Jeff Newton, 1990-93
- 7 Adam Cordeiro, 2000-03
- 5 Kane loane, 2000-03
- 5 Wade Rademacher, 1990-93
- 5 Mark D'Agostino, 1986-89
- 4 Paul Dilley, 1980-82
- 4 Scott Matthews, 1993-96
- 4 Jon Montoya, 2000-
- 4 Todd Graves, 1988-91
- 4 Bob Wilkinson, 1987-90
- 4 Kirk Timmer, 1983-86
- 4 Jeff Alexander, 1994-97
- 4 Ken Lang, 1984-87

## Fumbles Recovered, Season

- 5 Jon Skelton, 1990
- 4 Adam Cordeiro, 2002
- 4 Paul Dilley, 1982
- 4 Scott Matthews, 1996
- 4 Wade Rademacher, 1993
- 4 Bob Kimball, 1988
- 3 12 players

## Fumbles Recovered, Game

- 3 Clete Linebarger, Ark. St, 1984
- 2 Ray Sebestyen, Cal Poly, 2004
- 2 Bob Kimball, LBSU, 1987
- 2 Mark Rhinehart, SHSU, 1987
- 2 Andy Holmlund, ISU, 1987
- 2 Shane Quilling, SHSU, 1986
- 2 Ken Lang, Wash. St., 1985
- 1 many

## Fumbles Caused, Career

- 7 Ken Lang, 1984-87
- 7 Clete Linebarger, 1982-85
- 7 Mark Fellows, 1981-84
- 7 Ray Sebestyen, 2001-04

- 6 Corey Widmer, 1988-91
- 5 Adam Cordeiro, 2000-03
- 5 Shon Flores, 1998-99
- 5 Scott Matthews, 1993-96
- 5 Neal Smith, 1994-97
- 5 Jim Kalafat, 1982-83
- 5 John Taylor, 1998-2001

## Fumbles Caused, Season

- 5 Ken Lang, 1987
- 5 Clete Linebarger, 1985
- 5 Ray Sebestyen, 2004
- 4 Tom Jacobs, 1987
- 4 Mark Fellows, 1984
- 4 Dylan Tripp, 1997
- 3 Adam Cordeiro, 2000
- 3 Shon Flores, 1999
- 3 Matt Christianson, 1991
- 3 Jon Skelton, 1990
- 3 Corey Widmer, 1990
- 3 Kirk Timmer, 1986
- 3 Jim Kalafat, 1983
- 3 Paul Dilley, 1982

## Fumbles Caused, Game

- 2 Bobby Daly, App. St., 2006
- 2 Adam Cordeiro, CSN, 2000
- 2 Scott Matthews, NAU, 1994
- 2 Matt Christensen, SHSU, 1991
- 2 Rob Hatch, WIU, 1990
- 2 Mark D'Agostino, UM, 1988
- 2 Phil Bruneau, NAU, 1982

## Fumbles Ret. for Touchdown

- Darius Jones, 32 yds, Idaho State, 2009
- Daryl Rogers, 0 yds, Weber, 2005
- Brandon Eggart, 40 yds, NAU, 2004
- David Smith, 38 yards (lateral from Adam Cordeiro) vs. Washington State, 2001
- Kane loane, 55 yards, 2000
- Josh Perkins, 70 yards, 1999
- Lamonte Bell, 6 yds (KO), ISU, 1998
- Mike Nye, 16 yds vs. ISU, 1995

## Team Fumbles Caused, Season

- 18 1984
- 18 1990
- 18 1996
- 16 1998
- 13 1982
- 13 1985
- 13 1986
- 13 1993
- 13 2001
- 12 2006
- 12 1992
- 12 1995

## Team Fumble Recoveries, Season

- 25 1988
- 23 1990
- 17 1985
- 15 1987
- 13 1993
- 13 1996
- 12 1999
- 12 1982
- 11 2006
- 11 2002
- 11 1984
- 11 1986
- 11 1995

# Attendance

## MSU Home Stadiums

1998-present	Bobcat Stadium (11th & Kagy)	43-24
1973-97	Reno H. Sales Stadium (11th & Kagy)	84-54
1972	Van Winkle Stadium (Bozeman HS)	4-0
1930-71	Gatton Field (Grant Street)	NA
1897-29	MSC Athletic Field (On Campus)	NA

## Bobcat and Sales Stadium Records

### TOP FIVE RUSHING GAMES

- 305 Lucius Floyd, Nevada, 1986
- 271 Ryan Johnson vs. Idaho State, 2001
- 270 Alfredo Anderson, Idaho State, 1994
- 261 Allan Clark, NAU, 1978
- 251 Charles Roberts, Sac State, 1998

### TOP FIVE PASSING GAMES

- 470 Rob Compson vs. Portland St., 1998
- 432 Travis Lulay vs. EWU, 2004
- 411 Travis Lulay vs. So. Dak. St., 2004
- 409 Jeff Lewis, NAU, 1994
- 401 Kelly Bradley vs. Weber, 1985

### TOP FIVE RECEIVING GAMES

- 221 Tony Vallez vs. Weber, 1997
- 208 Joe Douglass, Montana, 1995
- 198 Oscar Caballero vs PSU, 1998
- 196 Eric Kimble, EWU, 2004
- 173 Joel Grace vs. Sam Houston, 1987

### LONG PLAYS

- RUN: 81 yds, Corey Lamey vs E. Ore., '86  
 PASS: 90 yds, D'Agostino fr Page vs. NAU, '86  
 PUNT: 78 yds, Darren Svendsen vs UI, '91  
 FG: 56 yds, Terry Godfrey vs ISU, '86  
 PUNT RET: 82 yds, Junior Adams vs EWU, '01  
 INT RET: 100 yds, Rob Pouliot vs BSU, '88 (TD)

## Attendance

### Single Season Home Attendance, Total

	No	Year
1.	119,499	2011
2.	100,089	2010
3.	89,309	2006
4.	85,472	2007
5.	82,262	2005
6.	80,433	2008
7.	79,696	2009
8.	75,716	1984
9.	74,192	2004
10.	72,352	2003

### Single Season Home Attendance, Avg.

	No	Year
1.	17,071	2011
2.	14,298	2010
3.	14,245	2007
4.	13,710	2005
5.	13,406	2008
6.	13,283	2009
7.	12,758	2006
8.	12,617	1993
9.	12,365	2004
10.	12,059	2003

## Biggest Crowds to Witness MSU Football Since 1966

No	Game	Date
79,438	MSU at Texas A&M.....	9/1/07
74,518	MSU at Michigan State.....	9/5/09
69,127	MSU at Florida.....	9/3/88
47,125	MSU at San Diego St.....	11/18/67
45,513	MSU at Colorado.....	9/2/06
45,311	MSU at Utah.....	9/1/11
45,241	MSU at Kansas State.....	9/6/08
43,929	MSU at Minnesota.....	9/13/08
43,857	MSU at Oklahoma St.....	9/3/05
37,500	MSU at Kansas.....	9/2/89
34,986	MSU at Tulsa.....	11/17/90
34,512	MSU at Fresno State.....	9/6/86
29,721	MSU at Washington St.....	9/12/81
28,207	MSU at Colorado State.....	9/25/04

## Largest MSU Home Crowds

20,247	Montana.....	11/19/11
18,847	Sacramento State.....	10/1/11
18,487	UC Davis.....	9/10/11
17,527	NAU.....	10/15/11
17,027	Montana.....	10/31/87
16,517	Idaho State.....	10/29/11
16,507	Minot State.....	9/17/11
15,387	Montana.....	10/26/85
15,352	Montana.....	11/3/79
15,327	Montana.....	11/19/05

## Largest Non-Grizzly Home Crowds

18,847	Sacramento State.....	10/1/11
18,487	UC Davis.....	9/10/11
17,527	NAU.....	10/15/11
16,517	Idaho State.....	10/29/11
16,507	Minot State.....	9/17/11
14,447	Weber State.....	10/11/08
14,427	Idaho State.....	9/29/07
14,337	Southern Utah.....	10/6/07
14,217	Dixie State.....	9/15/07
14,167	Sacramento State.....	10/20/07
14,117	Portland State.....	10/7/06



Daryn Hendrickson

## Year-by-Year at Home

### Bobcat Stadium

Year	Record	Total	Average
2011	6-1	119,499	17,071
2010	6-1	100,089	14,298
2009	4-2	79,696	13,283
2008	4-2	80,433	13,406
2007	4-2	85,472	14,245
2006	3-3	89,309	12,758
2005	6-0	82,262	13,710
2004	4-2	74,192	12,365
2003	4-2	72,352	12,059
2002	5-1	57,216	9,535
2001	3-3	65,053	10,842
2000	0-6	42,292	7,049
1999	3-3	53,522	8,920

### Reno H. Sales Stadium

1998	5-1	49,672	8,279
1997	4-2	51,902	8,650
1996	5-1	40,722	6,787
1995	3-3	47,732	7,955
1994	2-3	44,085	8,817
1993	4-2	58,522	12,617
1992	4-1	30,468	7,617
1991	1-6	62,343	8,906
1990	2-3	45,275	9,055
1989	3-2	46,485	9,297
1988	3-2	36,528	9,132
1987	1-4	53,975	10,795
1986	3-2	42,665	8,533
1985	2-3	52,220	10,444
1984	7-1	75,716	9,465
1983	1-4	40,205	8,041
1982	5-2	48,852	8,142
1981	3-2	45,445	9,089
1980	3-3	39,005	7,801
1979	3-2	49,889	9,978
1978	4-1	58,840	11,768
1977	4-1	50,750	10,150
1976	6-0	41,400	6,900
1975	3-2	38,516	7,703
1974	4-1	30,821	7,705 &
1973	4-1	29,700	5,940

### Van Winkle Stadium, Bozeman High

1972	4-0	29,700	5,940
------	-----	--------	-------

### Gatton Field

1971	2-1-1	35,700	8,925
1970	1-4	11,000	5,500 ^
1969	1-2	17,600	8,800 \$
1968	2-2	30,000	7,500
1967	4-0	24,500	8,167 #

attendance data not available prior to 1967  
 attendance figures before 1978 were estimates  
 & average based on four games; NAU att. not available  
 ^ average based on two games; NDSU, BSU, ISU not avail.  
 \$ average based on two games; UND, Fresno data not avail.  
 # attendance based on three games; PSU data missing

# Post-Season

## 1976 DIVISION II PLAYOFFS

**MSU 17,  
New Hampshire 16**  
Nov. 27 at Bozeman (6,900)

NH	0	3	0	13	16
MSU	0	10	0	7	17

	NH	MSU
1st Downs	21	17
Rushes-Net	21-113	61-340
Passing Yds	297	87
Passing	49-23-1	11-5-1
Total Off.	86-410	72-427

**Bobcat Leaders**  
Rushing: Kostrba 14-115-1  
Passing: Dennehy 10-5-1, 87  
Receiving: McCullough 4-60-0

**MSU 10,  
North Dakota St 3**  
Dec. 4 at Fargo, ND (6,100)

MSU	0	0	7	3	10
NDSU	3	0	0	0	3

	MSU	NDSU
1st Downs	16	8
Rushes-Net	72-174	36-146
Passing Yds	76	51
Passing	15-8-1	19-4-4
Total Off.	87-250	55-197

**Bobcat Leaders**  
Rushing: Kostrba 32-106-0  
Passing: Dennehy 11-6-1, 60, 1  
Receiving: Reisig 3-23-0

**MSU 24,  
Akron 13**  
Dec. 11 at Wichita Falls, TX

UA	0	0	7	6	13
MSU	0	14	3	7	24

M-McCullough 5 fr Dennehy (Muri)  
M-Damberger 3 fr Ueland (Muri)  
M-Muri 21 FG  
A-Axner 3 run (Embick)  
A-Evans 22 fr Bezbatchenko (kick failed)  
M-Kostrba 7 run (Muri)

	UA	MSU
1st Downs	14	19
Rushes-Net	44-179	69-266
Passing Yds	91	50
Passing A-C-I	19-7-2	10-7-2
Total Offense	63-270	77-316

**Bobcat Leaders**  
Rushing: D. Ueland 22-94  
Passing: Dennehy 8-5-2, 38, 1  
Receiving: McCullough 3-19-1

## 1984 I-AA PLAYOFFS

**MSU 31,  
Arkansas St. 14**  
Dec. 1 at Bozeman

ASU	7	7	0	0	14
MSU	0	7	7	17	31

A-Bowers 25 int ret (Wiseman)  
A-Bowers 45 int ret (Wiseman)  
M-Dietrich 6 fr Bradley (Carter)

M-Davis 10 fr Bradley (Carter)  
M-Dietrich 12 fr Bradley (Carter)  
M-Bradley 1 run (Carter)  
M-Carter 39 FG

	ASU	MSU
1st Downs	19	23
Rushes-Net	59-186	25-107
Passing Yds	86	313
Pass. A-C-I	20-10-1	50-27-3
Total Offense	79-272	75-420

**Bobcat Leaders**  
Rushing: Clements 8-54-0  
Passing: Bradley 47-27-3, 313, 3  
Receiving: Bignell 6-87-0

**MSU 32,  
Rhode Island 20**  
Dec. 8 at Bozeman (12,697)

RI	7	0	6	7	20
MSU	6	6	0	20	32

R-Reilly 8 fr Ehrardt (Stringfellow)  
M-Davis 30 fr Bradley (Carter)  
M-White 25 fr Bradley (pass f.)  
R-Donfield 4 fr Ehrardt (Stringfellow)  
R-Reilly 29 fr Ehrardt (String.)  
M-Davis 70 fr Bradley (pass f.)



**Kelly Bradley**  
M-Roberts 97 int ret (Carter)  
M-Miller 29 run (Carter)

	URI	MSU
1st Downs	19	23
Rushes-Net	19-43	35-58
Passing Yds	301	322
Pass. A-C-I	61-31-2	39-19-2
Total Offense	80-344	74-380

**Bobcat Leaders**  
Rushing: Jones 6-35-0  
Passing: Bradley 39-19-2,322, 3  
Receiving: Davis 4-137-2

**MSU 19,  
Louisiana Tech 6**  
Dec. 15 at Charleston, SC (9,125)

MSU	9	10	0	0	19
LT	0	0	0	6	6

M-Carter 33 FG, 11:59/1  
M-Bignell 16 fr Bradley(kick f.)  
M-Bignell 33 fr Bradley (Carter)  
M-Carter 48 FG  
L-Sherman 10 fr Gandy

	MSU	LT
1st Downs	19	20
Rushes-Net	36- -25	25-6
Passing Yds	287	334
Pass. A-C-I	38-24-4	57-32-1

Total Off. 74-262 82-340  
**Bobcat Leaders**  
Rushing: Jones 4-14-0  
Passing: Bradley 57-32-1,334, 2  
Receiving: Bignell 10-130-2

## 2002 I-AA PLAYOFFS

**McNeese St. 21,  
MSU 14**  
Nov. 30 at Lake Charles, LA (16,211)

MSU	0	7	0	7	14
McN	7	0	7	7	21

M-King 9 fr Pendarvis (Marino)  
S-Hill 36 fr Lulay (Cook)  
M-Trahan 8 fr Pendarvis (Marino)  
S-Adams 8 fr Lulay (Cook)  
M-Pendarvis 1 run (Marino)

	MSU	McN
1st Downs	11	17
Rushes-Net	25- -3	51-110
Passing Yds	220	115
Pass. A-C-I	32-15-1	25-12-0
Total Offense	64-217	80-225

**Bobcat Leaders**  
Rushing: Lulay 17-1-0  
Passing: Lulay 31-15-1, 220, 2  
Receiving: Turnquist 5-118-0

## 2003 I-AA PLAYOFFS

**Northern Iowa 35,  
MSU 14**  
Nov. 29 at Cedar Falls, IA (10,165)

MSU	0	7	7	0	14
UNI	3	11	14	7	35

N-Wingert 27 FG, 9:00/1st  
N-Wingert 49 FG, 14:55/2nd  
M-Turnquist 13 fr Lulay, 10:24/2nd  
M-Thorn 2 run (Petrie rush), 1:47/2nd  
M-Lulay 11 run (Cook), 12:04/3rd  
N-Galles 75 fr Petrie (Winger), 8:25/3rd  
N-Freeney 1 run (Wingert), 4:42/3rd  
N-Freeney 1 run (Wingert), 6:49/4th



Donnell Wheaton

Daryn Hendrickson

	MSU	UNI
1st Downs	14	23
Rushes-Net	21-87	60-260
Passing Yds	191	207
Pass A-C-I	43-21-1	19-10-1
Total Offense	64-278	79-467

**Bobcat Leaders**  
Rushing: Bruce Molock 12-75-0,  
Travis Lulay 9-12-1.  
Passing: Travis Lulay 43-21-1, 191, 1  
Receiving: Demetrius Williams 7-70-0,  
Scott Turnquist 5-44-1, Corey  
Smith 3-25, Bruce Molock 2-17,  
Eddie Sullivan 2-17, Demond Goins  
1-10, Jason Goodman 1-8.

## 2006 FCS PLAYOFFS

**Montana State 31,  
Furman 13**  
Nov. 25 at Bozeman, Mont. (9,427)

FUR	0	0	7	6	13
MSU	7	17	7	0	31

	FUR	MSU
1st Downs	17	14
Rushes Net	38-105	26-83
Passing Yds	168	272
Pass A-C-I	33-17-1	33-18-1
Total Offense	71-273	59-355

M-Donell Wheaton 51 fr Jack  
Rolovich(Jeff Hastings), 12:28/1st  
M-Jeff Hastings 25 FG, 11:58/2nd  
M-Jesse Anderson fumble rec. (Jeff  
Hastings), 9:23/2nd  
M-Mike Jefferson 25 fr Jack Rolov-  
ich (Hastings), 8:53/2nd  
M-Jack Rolovich 1 run (Hastings),  
10:03/3rd  
F-Cedrick Gipson 27 fr Renaldo  
Gray (Scott Becker), 0:18/3rd  
F-Jerome Felton 1 run (no PAT  
attempted), 0:00/4th

	FUR	MSU
1st Downs	17	14
Rushes Net	38-105	26-83
Passing Yds	168	272
Pass A-C-I	33-17-1	33-18-1
Total Offense	71-273	59-355

**Bobcat Leaders**  
Rushing: Isaiah Taito 17-69-0, Mike  
Jefferson 3-27-0, Donell Wheaton  
1-15-0, Jack Rolovich 4- -16-1.  
Passing: Jack Rolovich 33-18-1, 272, 2.  
Receiving: Donell Wheaton 6-88-1,  
Mike Jefferson 5-82-1, Tyler Lulay  
3-68-0, Isaiah Taito 3-21-0, Derek  
Green 1-13-0.

**Appalachian State 38,  
MSU 17**  
December 2 at Boone, NC (15,116)

MSU	0	10	7	0	17
ASU	14	3	7	14	38

A-Richardson 2 run (Rauch), 10:13/1st  
A-Richardson 5 run (Rauch), 7:05/1st  
M-Mason 4 run (Hastings), 12:37/2nd  
M-Hastings 32 FG, 7:35/2nd  
A-Rauch 25 FG, 0:31/2nd  
A-Edwards 16 run (Rauch), 11:18/3rd  
M-Mason 4 run (Hastings), 8:01/3rd  
A-Richardson 1 run (Rauch), 11:28/4th  
A-Richardson 1 run (Rauch), 6:44/4th

## 2010 NCAA FCS PLAYOFFS

### North Dakota St 42, MSU 17

Dec. 4 at Bozeman (14,277)

NDSU	0	7	7	28	42
MSU	0	7	3	7	17

N-Brock Jensen 1 run (Prelvitz)  
 M-Lloyd 16 fr McGhee (Cunningham)  
 N-McNorton 3 run (Jastram)  
 M-Cunningham 28 FG  
 M-Davis 1 run (Cunningham)  
 N-McNorton 19 run (Jastram)  
 N-McNorton 38 run (Jastram)  
 N-McNorton 52 run (Jastram)  
 N-Sigers 6 run (Jastram)

	NDSU	MSU
1st Downs	18	19
Rushes-Net	46-376	31-135
Passing Yds	56	245
Passing	5-19-1	20-38-2
Total Off.	65-432	69-480

#### Bobcat Leaders

Rushing: Orenzo Davis 15-64-1, Blayde Beckstedt 3-31, Everett Gilbert 3-17, CJ Palmer 1-15, DeNarius McGhee 8-5, Elvis Akpla 1-3  
 Passing: DeNarius McGhee 19-32-1, 223, 1; Cody Kempt 1-6-1, 22, 0  
 Receiving: Elvis Akpla 7-120, Everett Gilbert 4-15, Julius Lloyd 3-55-1, Kyle Begger 2-7, Tanner Bleskin 1-22, Kruiuz Siewing 1-17, Cody Kirk 1-7, Orenzo Davis 1-2

Passing: DeNarius McGhee 14-21-3, 167, 1  
 Receiving: Elvis Akpla 8-105, Tanner Bleskin 2-38, Tray Robinson 2-15-1, John Ellis 2-9

### Sam Houston St 49, MSU 13

Dec. 10 at Huntsville, TX (9,077)

MSU	3	3	7	0	13
SHSU	7	14	21	7	49

M-Jason Cunningham 27 FG  
 S-Grant Merritt 11 fr Brian Bell (Alaniz)  
 M-Jason Cunningham 22 FG  
 S-Brian Bell 54 run (Alaniz)  
 S-Richard Sincere 40 fr B. Bell (Alaniz)  
 M-E. Gilbert 7 fr D. McGhee (Cunningham)  
 S-Brandon Closner 82 KO ret (Alaniz)  
 S-Ryan Wilson 1 run (Alaniz)  
 S-Torra Williams 56 run (Alaniz)  
 S-Torra Williams 21 run (Alaniz)

	MSU	SHSU
1st Downs	18	19
Rushes-Net	34-77	41-428
Passing Yds	272	73
Pass. A-C-I	21-36-1	5-12-1
Total Offense	70-349	53-501

#### Bobcat Leaders

Rushing: Tray Robinson 11-42, Cody Kirk 12-22, Everett Gilbert 4-13, DeNarius McGhee 7-0  
 Passing: DeNarius McGhee 22-36-1, 272, 1  
 Receiving: Elvis Akpla 6-100, John Ellis 4-55, Cody Kirk 3-36, Everett Gilbert 2-11-1, Kruiuz Siewing 1-46, Shane Robison 1-9, Tanner Bleskin 1-8, Tray Robinson 1-6, Brian Flotkoetter 1-1, Tiai Salanoa 1-0



Kelly Bradley

## 2011 NCAA FCS PLAYOFFS

### MSU 26, New Hampshire 25

Dec. 3 at Bozeman

UNH	10	9	0	6	25
MSU	0	16	7	3	26

N-Mike MacArthur 36 FG  
 N-Matt Evans 58 int return  
 M-Jason Cunningham 41 FG  
 M-T. Robinson 11 fr D. McGhee  
 N-A. Gorrell PAT return  
 N-Justin Mello 18 fr K. Decker (MacArthur)  
 M-DeNarius McGhee 2 run (Cunningham)  
 M-D. McGhee 37 run (Cunningham)  
 N-Mello 29 fr Decker (MacArthur blocked)

	UNH	MSU
1st Downs	17	21
Rushes-Net	32-48	45-232
Passing Yds	200	167
Pass. A-C-I	18-30-1	14-21-3
Total Offense	62-248	66-399

#### Bobcat Leaders

Rushing: D. McGhee 11-96-2, Cody Kirk 18-96, Tray Robinson 11-27, Everett Gilbert 3-10, Elvis Akpla 1-3



Donnell Wheaton

Daryn Hendrickson

# Year-by-Year Scores

## Mr. Lisle

1-3-0	1 yr (1897)		
1897 (1-3)			
Butte High.....L	12-22		
N25 Montana.....L	6-18		
Helena High.....W	8-0		
Butte High.....L	6-18		

## Ctp. George Ahern

0-2-0, 1 yr, 1898)			
1898 (0-2)			
Montana.....L	0-6		
Montana.....L	0-18		

## W.J. Adams

3-0-0	1 yr (1899)		
1899 (3-0)			
Montana.....W	5-0		
Helena High.....W	11-0		
Montana.....W	38-0		

## Prof. Woodruff

2-1-0	1 yr (1900)		
1900 (2-1)			
Butte High.....W	6-0		
Butte High.....L	0-5		
Montana.....W	11-0		

## A.G. Harbaugh

3-3-1	2 yrs (1901, 1905)		
1901 (2-1)			
Butte Bus. Coll.....L	0-23		
Butte Bus. Coll.....W	11-0		
Montana.....W	31-0		

## J.E. Flynn

5-0-2	2 yrs (1902-03)		
1902 (4-0-1)			
Montana Tech.....W	21-6		
Butte Athl. Club.....T	5-5		
Butte Athl. Club.....W	15-0		
Montana Tech.....W	15-11		
Montana.....W	38-0		

## 1903 (1-0-1)

Montana Tech.....T	0-0
Montana.....W	13-6

## Fred Ervin

2-0-1	1 yr (1904)		
1904 (2-1)			
Billings High.....W	30-4		
Montana College.....W	41-6		
Montana.....L	0-79		

## A.G. Harbaugh

3-3-1	2 yrs (1901, 1905)		
1905 (1-2-1)			
Ft. Shaw Indians.....W	40-11		
Idaho.....L	0-50		
Washington St.....L	0-26		
Utah State.....T	5-5		

## 1906-07

No team, faculty decree

## John H. McIntosh

3-10-5	3 yrs (1908-10)		
1908 (3-1-2)			
O10 at Montana.....T	0-0		
O23 Ft. Shaw Indians.....W	30-0		
O28 Gallatin Co. High.....W	24-4		
O31 Montana Tech.....T	0-0		
N14 at Montana Tech.....L	5-22		
N21 Montana.....W	5-0		

## 1909 (0-6-1)

O9 Butte High.....L	0-5
O22 Montana.....L	0-3
O30 at Montana Tech.....L	0-6
N6 Montana Tech.....L	0-10
N13 at Utah.....L	0-46
N15 at Utah State.....T	0-0
N24 at Montana.....L	5-15

## 1910 (2-3-2)

O6 Butte High.....W	3-0
O15 at Montana Tech.....L	0-14
O22 Montana.....T	0-0
O28 Montana Tech.....T	0-0
N9 Utah State.....L	0-19
N19 Butte Columbias.....W	2-0
N24 at Montana.....L	0-10

## E.A. Dockstader

1-3-1	2 yrs (1911-12)		
1911 (0-2-1)			
O11 Montana Tech.....T	0-0		
O25 Utah State.....L	0-26		
O28 at Utah.....L	0-97		

## 1912 (0-2)

Montana.....L	0-7
N12 at Montana.....L	3-39

## Eugene F. Bunker

2-2-0	1 yr (1913)		
1913 (2-2)			
O15 Anaconda Indpdnts.....W	32-6		
O28 Utah State.....W	13-0		
N1 Montana.....L	0-7		
N15 at Montana.....L	0-20		

## Fred Bennion

11-7-5	4 yrs (1914-17)		
1914 (5-1)			
O3 Billings High.....W	21-0		
O10 Montana Tech.....W	42-0		
O17 at Utah State.....W	52-3		
O24 at Montana Tech.....W	26-0		
N6 at Montana.....L	9-26		
N18 North Dakota St.....W	18-0		

## 1915 (4-2-1)

O2 Montana Mines.....W	16-0
O9 Colorado College.....L	0-47
O13 Denver.....L	3-27
O16 Butte Athletic Club.....W	29-6
O23 Montana Tech.....T	6-6
N5 All-Stars.....W	14-0
N13 Utah State.....W	7-0

## 1916 (2-2-2)

O14 Butte Athletic Club.....W	27-0
O21 Montana Tech.....W	22-7
O28 All-Stars.....L	0-6
N4 Montana.....T	6-6
N11 Gonzaga.....L	6-8
N18 at Utah State.....T	17-17

## 1917 (0-2-2)

at Denver.....L	7-33
at Colorado State.....T	20-20
O19 Utah State.....T	7-7
N11 Montana.....L	7-9

## 1918

No team, flu epidemic

## Walter D. Powell

1-3-1	1 yr (1919)		
1919 (1-3-1)			
O11 at Wyoming.....L	0-6		

O18 Montana Tech.....W	43-0
O25 Utah State.....L	0-19
N15 at Utah.....L	0-66
N15 Montana.....T	6-6

## D.V. Graves

5-5-1	2 yrs (1920-21)		
1920 (3-1-1)			
Montana Wesleyan.....W	17-7		
Montana Tech.....W	7-6		
Utah State.....T	0-0		
Gonzaga.....W	3-0		
Montana.....L	0-28		

## 1921 (2-4)

O8 Carroll.....W	21-7
O15 at Utah State.....L	7-30
O22 Montana Tech.....W	26-0
O29 at Gonzaga.....L	2-7
N5 at Montana Wesleyan.....L	0-16
N12 Montana.....L	7-14

## G. Ott Romney

28-20-2	6 yrs (1922-27)		
1922 (4-4)			
O3 Billings Independents...W	46-6		
O7 Carroll.....W	26-3		
O13 Utah State.....L	6-39		
O21 at N. Dakota State.....L	0-48		
O24 at Rocky Mtn.....W	34-6		
O28 at Montana Tech.....W	10-0		
N4 Gonzaga.....L	0-12		
N11 at Montana.....L	6-7		

## 1923 (5-4)

S29 at Brigham Young.....L	15-16
O6 at Idaho State.....W	41-0
O13 Montana Wesleyan.....W	30-3
O18 Denver.....L	6-7
O24 Montana Tech.....L	2-7
O27 at Carroll.....W	83-0
N10 Montana.....L	13-24
N24 at North. Colorado.....W	48-12
N29 at New Mexico.....W	34-0

## 1924 (5-1)

O11 Brigham Young.....W	13-0
Centerville (Butte).....W	31-0
O25 North. Colorado.....W	59-0
N5 at Wyoming.....L	17-18
N18 at Intermtn. Union.....W	68-0
N22 at Montana Tech.....W	86-0

## 1925 (6-5)

Centerville (Butte).....W	21-0
Englewood.....W	86-0
at Colorado.....L	3-23
Montana Tech.....W	72-0
Intermtn. Union.....W	33-0
Carroll.....W	30-0
O30 Wyoming.....L	0-7
Colorado Mines.....W	25-0
Utah State.....L	7-10
N21 Brigham Young.....L	7-17
at Montana.....L	7-28

## 1926 (4-2-1)

at Idaho.....T	0-0
at Colorado.....W	6-3
Montana at Butte.....L	0-27
Northern Colorado.....W	9-6
N6 Brigham Young.....W	27-0
N13 Wyoming at Casper.....W	10-0
at College of Idaho.....L	0-7

## 1927 (4-4)

S24 N. Dakota State.....W	22-0
---------------------------	------

O1 Idaho.....L	12-19
O8 Colorado.....W	12-6
O15 Utah State at Ogden.....W	13-6
O22 at Colorado College.....L	7-28
O29 at Purdue.....L	7-39
N11 Wyoming at Sheridan.....W	6-0
N19 Montana.....L	0-6

## Schubert Dyche

36-53-7	12 yrs (1928-35, 1938-41)		
---------	---------------------------	--	--

## 1928 (4-4-1)

S29 at Idaho.....W	15-13
O6 at Colorado College.....L	14-32
O13 at Nebraska.....L	6-26
O20 North. Colorado.....W	6-2
O27 Montana at Butte.....T	0-0
N3 Brigham Young.....W	19-7
Utah State.....L	7-15
N10 Wyoming.....W	14-7
N29 Carroll at Sheridan.....L	0-19

## 1929 (6-2)

S21 Centerville (Butte).....W	25-0
S28 at Idaho.....L	6-39
O5 Utah State.....L	0-9
O12 at Brigham Young.....W	13-12
O19 Montana at Butte.....W	14-12
O26 at Wyoming.....W	13-0
N2 N. Dakota State.....W	6-0
N23 Carroll at Great Falls.....W	7-0

## 1930 (6-3)

S13 Centerville (Butte).....W	44-0
S20 at Centerville (Butte).....W	38-0
S27 at Idaho.....W	7-6
O4 Regis-Gatton Field Dedication.....W	26-19
O11 at Wyoming.....W	20-19
O18 Montana at Butte.....L	6-13
O25 at Nebraska.....L	7-53
N2 at Brigham Young.....L	6-19
N9 Carroll.....W	21-0

## 1931 (1-5-1)

S19 Anaconda Anodes.....W	13-0
S26 St. Mary's (Minn.).....T	7-7
O3 at Utah State.....L	6-21
O10 at Gonzaga.....L	0-38
O17 Wyoming.....L	13-32
O24 Montana at Butte.....L	6-37
N11 Carroll.....L	0-6

## 1932 (3-3-1)

S23 BYU at Ogden.....L	0-6
O1 at Utah State.....L	0-26
O8 Idaho State.....T	0-0
O15 at Wyoming.....L	7-13
O22 Montana at Butte.....W	19-7
O29 at Montana Tech.....W	7-0
N11 Carroll.....W	13-7

## 1933 (2-5)

S23 at Utah.....L	0-61
S30 at Brigham Young.....L	0-25
O7 Utah State.....L	0-40
O14 at Wyoming.....W	7-0
O22 Montana at Butte.....L	0-32
O28 Montana Tech.....W	19-0
N11 at Idaho State.....L	6-13

## 1934 (2-5)

S15 Englewood (Butte).....W	20-0
S22 BYU @ Great Falls.....L	6-20
S28 N.D. Teachers.....W	6-0
O6 at Utah State.....L	0-6
O13 Wyo. at Billings (N).....L	6-25

# Year-by-Year Scores

O27 Colorado State.....L 0-19  
N10 Montana at Butte.....L 0-25

1935 (2-6-1)  
S21 at Utah State.....L 7-33  
S28 Brigham Young.....W 7-0  
O5 Montana at Butte.....L 0-20  
O12 at Utah.....L 0-47  
O19 at N. Colorado.....L 0-6  
O26 at Montana Tech.....W 6-3  
N2 Wyoming.....L 2-6  
N11 at Idaho State.....T 7-7  
N17 at Colorado College.....L 0-14

**Jack Croft**  
6-9-1 2 yrs (1936-37)  
1936 (3-5)  
S26 at Utah State.....L 0-12  
O3 at Brigham Young.....L 0-19  
O10 Colorado College.....W 6-3  
O17 N. Colorado.....L 0-13  
O24 Montana at Butte.....L 0-27  
N7 at Wyoming.....L 6-19  
N11 at Idaho State.....W 32-19  
N26 at Montana Tech.....W 26-7

1937 (3-4-1)  
S25 Utah.....L 7-19  
O2 at Utah State.....T 6-6  
O8 at N. Colorado.....L 26-33  
O16 Idaho State.....W 25-7  
O30 Montana at Butte.....L 0-19  
N6 Montana Tech.....W 33-2  
N11 at Carroll.....W 74-0  
N20 at Brigham Young.....L 0-19

**Schubert Dyche**  
36-53-7 12 yrs (1928-35, 1938-41)

1938 (3-5-1)  
S17 at Texas Tech.....L 0-35  
S23 at New Mex. State.....L 7-27  
O1 at Utah.....L 0-34  
O8 Nebraska-Omaha.....W 14-7  
O15 Western St.....W 10-0  
O29 Portland U. at Butte.....W 20-0  
N12 Montana at Butte.....L 0-13  
N18 Idaho State.....L 0-16  
N24 N. Colorado.....T 0-0

1939 (2-7)  
S15 at San Jose St.(N).....L 0-35  
S22 at Portland.....W 14-6  
S30 at Idaho.....L 6-7  
O6 at Nebr.-Omaha (N).....L 0-12  
O14 Montana at Butte.....L 0-6  
O20 Colorado Mines.....L 7-20  
O28 Idaho State.....W 10-6  
N3 at N. Colorado.....L 3-12  
N11 North Dakota St.....L 14-16

1940 (4-4)  
S21 Western St.....W 12-0  
S24 San Jose St. at Butte.....L 0-32  
S27 at Drake.....L 0-54  
O5 North Dakota St.....W 7-0  
O19 Montana at Butte.....L 0-6  
O26 N. Colorado.....W 7-0  
N2 at Colorado Mines.....L 7-20  
N11 at Idaho State.....W 15-7

1941 (1-4-2)  
S27 Western State.....W 19-0  
O4 Colorado Mines (HC).....T 0-0  
O11 at Colorado College.....L 7-28  
O17 at N. Colorado.....L 6-7  
O25 Montana at Butte.....L 13-23

N11 at Idaho State.....T 13-13  
N22 Idaho at Boise.....L 0-39

1942-45  
No team - WWII

**Clyde Carpenter**  
13-20-2 4 yrs (1946-49)

1946 (5-3-2)  
S28 Brigham Young.....W 13-12  
O5 Colorado College.....T 7-7  
O12 Utah State.....L 14-28  
O19 Montana.....L 7-20  
O26 N. Colorado.....W 27-7  
N2 Nevada.....L 14-38  
N9 Portland.....W 19-6  
N16 North Dakota St.....W 39-18  
N23 Colorado Mines.....W 45-7  
HARBOR BOWL  
J1 N. Mex. at San Diego.....T 13-13

1947 (4-5)  
at Oregon.....L 14-27  
S28 at Brigham Young.....L 14-19  
at N. Colorado.....W 32-13  
Hawaii at Billings (N).....L 0-14  
O18 Montana at Butte.....W 13-12  
O25 Idaho State.....W 34-12  
Utah State.....L 13-28  
Portland at Anaconda.....W 20-13  
N15 at Nevada.....L 0-55

1948 (2-7)  
S17 Utah State (N).....L 6-31  
S25 North Dakota St.....W 33-0  
O2 E. Washington.....L 6-13  
O9 North Dakota (HC).....W 12-6  
O16 Montana at Butte.....L 0-14  
O23 at Portland.....L 0-7  
O30 at Idaho State.....L 14-20  
N6 Idaho at Boise.....L 12-28  
N13 Wyoming at Billings.....L 12-46

1949 (2-5)  
E. Washington.....L 6-29  
S30 Portland.....L 0-40  
Wyoming at Billings.....L 0-48  
Idaho State.....W 19-14  
O22 N. Dak. St. at Glendive.....W 28-7  
Montana at Butte.....L 12-34  
at Utah State.....L 14-19

**John Mason**  
1-15-0 2 yrs (1950-51)

1950 (1-8)  
S16 Wyoming.....L 13-61  
S23 Western State.....L 13-26  
S30 East. Washington.....L 6-20  
O7 Utah State.....L 6-34  
O13 Northern Colorado.....W 18-7  
O21 Montana.....L 0-33  
O28 Colorado College.....L 18-34  
N4 N. Dak.St. at Glendive.....L 0-27  
N12 Idaho State.....L 13-39

1951 (0-7)  
S15 at Utah (N).....L 6-55  
S22 at E. Washington (N).....L 13-19  
S29 \*at Colo. College (N).....L 13-40  
O6 \*Idaho State.....L 6-19  
O13 \*N. Colorado (HC).....L 0-24  
O20 Montana at Butte.....L 0-38  
O27 \*Western State.....L 0-26

**Tony Storti**  
31-12-1 (.705)5 yrs (1952-54, 1956-57)  
1952 (2-5)

Eastern Washington.....W 16-6  
at N. Colorado.....L 0-47  
Colorado College.....L 12-40  
Western State.....W 16-12  
at Montana.....L 12-35  
at Idaho State.....L 12-35  
at Colorado Mines.....L 19-25

1953 (4-4)  
S19 Coll. of Idaho (N).....L 26-38  
S26 \*at Colo. Mines (N).....W 25-7  
O3 Western State.....W 14-13  
O10 \*N.Colorado (HC).....W 26-0  
O17 \*at Colorado Coll.(N).....W 20-0  
O24 at North Dakota.....L 7-14  
O31 \*Idaho State.....L 0-13  
N7 Montana.....L 13-32

1954 (8-1)  
S18 at Lewis&Clark.....W 25-6  
S25 \*Colorado Mines.....W 14-9  
O2\* at Idaho State.....W 39-20  
O9\* Colorado Coll. (HC).....W 34-6  
O16 \*at Northern Colorado.....W 16-7  
O23 \*Western State.....W 27-6  
O30 \*Idaho State.....W 22-13  
N6 North Dakota.....W 21-13  
N13 at Montana.....L 21-25

**Wally Lemm**  
4-4-1 1 yr (1955)

1955 (4-4-1)  
S17 Lewis and Clark.....W 7-6  
S24 \*at Colo. Mines (N).....T 0-0  
O1 \*Idaho State.....L 14-28  
O8 \*at Colorado Coll. (N).....W 39-14  
O15 \*N. Colorado (HC).....W 29-7  
O22 \*at Western State W....20-6  
O29 \*at Idaho State.....L 0-20  
N5 Montana.....L 0-19  
N19 at Whitworth.....L 0-20

**Tony Storti**  
1956 (9-0-1)

S15 S. Dak.St. at Gt Falls.....W 33-14  
S22 at North Dakota.....W 33-13  
S29 at Colorado Coll. (N).....W 30-14  
O6 Colorado Mines.....W 62-16  
O12 at N. Colorado (N).....W 13-0  
O20 Idaho State (HC).....W 26-6  
O27 Western State.....W 28-13  
N3 at Montana.....W 33-14  
N17 Whitworth.....W 54-0  
NA St. Joseph's\$.....T 0-0

1957 (8-2)  
S14 at South Dakota St. (N).....W 13-6  
S21 at Fresno State (N).....W 27-14  
S28 C. Wash. at Gt. Falls.....W 13-7  
O5 San Diego U.....W 21-7  
O12 N. Dakota St. (HC).....W 27-6  
O19 at Idaho State.....L 13-26  
O26 at Omaha U.....W 35-0  
N2 North Dakota.....W 18-7  
N9 Montana.....W 22-13  
N16 at Arizona State (N).....L 13-53

**Herb Agocs**  
30-13-2 5 yrs (1958-62)

1958 (8-1)  
S20 at North Dakota (N).....W 15-8  
S27 South Dakota State.....W 23-6  
O4 at San Diego U. (N).....W 31-6  
O11 at North Dakota St.....W 33-20

O18 Idaho State (HC)W..... 17-6  
O25 Omaha.....W 42-0  
N1 St. Ambrose.....W 39-18  
N8 at Cal Poly SLO (N).....L 6-16  
N15 at Montana.....W 20-6

1959 (6-3)  
S12 at S. Dakota St. (N).....W 27-0  
S26 Cal Poly SLO.....W 35-18  
O3 at Arizona State (N).....L 14-31  
O10 N. Dakota St. (HC).....W 24-12  
O17 at Idaho State.....L 0-6  
O24 at Utah State.....L 13-22  
O31 North Dakota.....W 35-14  
N7 Montana.....W 40-6  
N14 at San Diego U. (N).....W 47-0

1960 (5-3-1)  
S17 at North Dakota (N).....T 6-6  
S24 at S. Dakota St. (N).....L 14-20  
O1 Wichita State.....L 3-14  
O8 at Cal Poly SLO (N).....W 22-18  
O15 Idaho State (HC).....W 14-9  
O22 Arkansas State.....W 26-7  
O29 North Dakota State.....W 26-14  
N5 at Montana.....L 6-10  
N19 at Fresno State (N).....W 22-20

1961 (4-3-1)  
S16 at N. Dakota (N).....L 0-46  
S23 Fresno St (N).....L 13-16  
S30 South Dakota St.....W 17-12  
O7 at Arkansas State (N)....W 9-6  
O14 at N. Dakota State (N)....W 35-0  
O21 Augustana (S.D.)(HC)....T 6-6  
O28 Idaho State.....L 12-14  
N11 Montana.....W 10-9

1962 (7-3)  
S15 at N. Arizona (N).....W 27-6  
S22 N Dakota St. (N).....W 37-2  
S29 South Dakota State.....W 14-10  
O6 Utah State.....L 13-41  
O13 Idaho State.....W 30-14  
O20 Idaho (HC).....W 33-15  
O27 at Wichita State.....L 10-32  
N3 North Dakota.....W 16-3  
N10 at Montana.....L 19-36  
N24 at Fresno State (N).....W 21-20

**Jim Sweeney**  
31-20-0 5 yrs (1963-67)

1963 (6-3)  
S14 S. Dak. St. (N).....L 6-9  
S21 at Tulsa (N).....L 13-23  
S28 Fresno State.....W 29-7  
O5 at Nevada.....W 41-13  
O12 at Weber State (N).....W 26-8  
O19 N. Arizona (HC).....W 28-7  
O26 at Idaho State.....L 15-19  
N2 North Dakota.....W 19-0  
N9 Montana.....W 18-3

1964 (7-4)  
S12 at S. Dakota St. (N).....W 46-14  
S19 at Wichita State (N).....L 6-21  
S26 Fresno State.....W 27-13  
O3 San Jose State.....L 14-20  
O10 Nevada.....W 21-14  
O17 Idaho State (HC).....W 20-0  
O24 at North Dakota St.....L 0-7  
O31 at North Dakota.....L 7-9  
N7 at Montana.....W 30-6  
N14 at Weber State.....W 24-0  
NA at Sacramento State#.....W 28-7  
# Camellia Bowl at Sacramento, Calif.

# Year-by-Year Scores

## 1965 (3-7)

S11	S. Dak. St at GF (N).....	W	22-0
S25	Wichita State.....	W	17-6
O2	at Weber State (N).....	L	16-19
O9	at Fresno State (N).....	L	10-14
O16	at Idaho State.....	L	0-14
O23	North Dakota St (HC).....	L	7-14
O30	North Dakota.....	L	12-21
N6	Montana.....	W	24-7
N13	at San Jose St (N).....	L	7-25
N20	at Idaho.....	L	0-54

## 1966 (8-3)

S10	S. Dak. St at GF (N).....	W	41-6
S17	at Portland State.....	W	50-7
S24	Idaho.....	W	24-10
O1	Fresno State.....	W	55-6
O8	at North Dakota St.....	L	23-35
O15	Idaho State.....	W	49-0
O22	Weber State (HC).....	W	45-36
O29	at North Dakota.....	W	59-21
N5	at Montana.....	W	38-0
N12	at Tulsa.....	L	10-13

## 1967 (7-3)

S9N	Dak. St at Gt Falls (N).....	L	6-24
S16	at West Texas St.....	L	26-35
S23	Portland State.....	W	52-7
S30	at Fresno State.....	W	21-20
O7	at Idaho.....	W	41-14
O14	at Idaho State.....	W	24-7
O21	Weber State (HC).....	W	21-6
O28	North Dakota.....	W	20-16
N4	Montana.....	W	14-8
N18	at San Diego State.....	L	3-14

## Tom Parac

9-20-0 3 yrs (1968-70)

## 1968 (6-4)

S14	Idaho at Great Falls (N) ...	W	17-14
S21	at Portland State (N) ....	W	17-6
S28	San Diego State.....	L	22-34
O5	West Texas State.....	L	20-35
O12	Idaho State (HC).....	W	31-14
O19	at Weber State (N).....	L	14-20
O26	Northern Arizona.....	W	20-15
N2	at Montana.....	W	29-24
N9	at North Dakota.....	W	41-7
N16	at Fresno State (N).....	L	16-37

## 1969 (1-8)

S13	Portland St. at Blgs (N) ....	L	6-22
S20	North Dakota.....	W	36-16
S27	Fresno State.....	L	20-28
O4	at Northern Arizona.....	L	0-35
O11	at Idaho State.....	L	7-20
O18	Weber State (HC).....	L	3-53
O25	at Idaho.....	L	21-31
N1	Montana.....	L	6-7
N8	at Eastern Michigan.....	L	7-31

## 1970 (2-8)

S12	Long Beach St. at G.F. ....	L	3-19
S19	N. Dakota St.....	L	8-30
S26	at Fresno St.....	W	26-12
O3	Boise State.....	L	10-17
O10	Idaho State.....	L	21-24
O17	at Weber State.....	L	13-56
O24	N. Arizona.....	W	28-8
O31	Idaho.....	L	24-37
N7	at Montana.....	L	0-35
N14	at Nevada-Las Vegas.....	L	36-38

## Sonny Holland

47-27-1 (.627) 7 yrs (1971-77)

## 1971 (2-7-1)

S11	N. Dakota at Blgs (N)....	L	15-17
S18	at N. Dakota St.....	L	12-28
S25	Fresno State.....	W	37-28
O2	Portland St.....	W	23-8

O9	at N. Arizona.....	L	16-25
O16	Weber St. (HC).....	T	21-21
O23	at Idaho St. (N).....	L	36-38
O30	at Boise State.....	L	24-52
N6	Montana.....	L	0-30
N13	at Idaho.....	L	2-40

## 1972 (8-3)

S9	at N. Dakota.....	L	28-48
S16	N. Dakota St. at G.F.....	W	27-24
S23	at Cal Poly SLO (N).....	L	7-34
S30	Idaho.....	W	17-3
O7	N. Arizona.....	W	23-9
O14	at Weber St. (N).....	W	9-3
O21	Boise St. (HC).....	W	37-10
O28	Idaho St.....	L	16-20
N4	at Montana.....	W	21-3
N11	at Simon Fraser.....	W	35-14
N18	at Fresno St. (N).....	W	10-6

## 1973 (7-4)

S8	Idaho State**.....	W	42-7
S15	at N. Dakota St. (N).....	L	17-34
S22	at Boise State (N).....	L	17-27
S29	Fresno State.....	W	38-6
O6	at Idaho State (N).....	W	43-21
O13	Weber State (HC).....	W	33-0
O20	Montana.....	W	33-7
O27	at Idaho.....	W	35-14
N3	at N. Arizona.....	W	45-0
N10	North Dakota.....	L	30-41
N17	at Santa Clara (N).....	L	6-10

\*\*First game in Sales Stadium

## 1974 (7-3)

S7	at Portland State (N).....	W	29-8
S14	at North Dakota.....	L	14-34
S21	at Fresno State (N).....	W	14-7
S28	Boise State**.....	L	37-40
O5	N. Arizona.....	W	44-21
O12	at Weber State (N).....	L	10-28
O19	Idaho State (HC).....	W	14-0
O26	Idaho.....	W	36-21
N2	at Montana.....	W	43-29
N16	N. Dakota State.....	W	34-14

\*\* Dedication of Reno H. Sales Stadium

## 1975 (5-5)

S6	Portland State.....	W	35-34
S13	North Dakota.....	L	10-34
S20	at N. Dakota State (N)....	L	6-13
S27	Fresno State.....	L	17-34
O4	at Boise State (N).....	L	34-35
O11	Weber State (HC).....	W	31-14
O18	at Idaho State (N).....	W	19-7
O25	Montana.....	W	20-3
N1	at Idaho (N).....	L	23-41
N8	at N. Arizona.....	W	31-17

## 1976 (12-1)

S11	at N. Dakota.....	W	18-14
S18	N. Dakota State.....	W	34-7
S25	at Fresno State (N).....	L	10-24
O2	Boise State.....	L	24-20
O9	at Weber State (N).....	W	44-0
O16	Idaho State (HC).....	W	28-7
O23	Idaho.....	W	29-12
O30	at Montana.....	W	21-12
N6	N. Arizona.....	W	33-0
N13	at Hawaii (N).....	W	28-7
N27	New Hampshire#.....	W	17-16
D4	at N. Dakota St.#.....	W	10-3
D11	Akron%.....	W	24-13

# DII playoffs; %-Grantland Rice Bowl, DII Championship

## 1977 (6-4)

S10	North Dakota.....	W	21-7
S17	at N. Dakota St.....	W	24-17
S24	Fresno State.....	W	24-14
O1	at Boise State (N).....	L	0-26

O8	Weber State (HC).....	W	27-24
O15	at Idaho State.....	W	31-0
O22	Idaho.....	L	6-17
O29	Montana.....	W	24-19
N5	at N. Arizona (N).....	L	21-28
N19	at Portland State (N).....	L	35-56

## Sonny Lubick

21-19-0 (.525) 4 yrs (1978-81)

## 1978 (8-2)

S9	at North Dakota.....	W	21-13
S16	N. Dakota State.....	W	28-18
S23	Texas A & I.....	W	42-21
S30	Boise State.....	W	31-29
O7	at Weber State.....	W	21-14
O14	Idaho State (HC).....	W	23-12
O21	at Idaho.....	W	57-21
O28	N. Arizona.....	L	22-43
N4	at Montana.....	L	8-24
N11	at Fresno State.....	W	35-14

## 1979 (6-4)

S8	North Dakota.....	L	16-20
S15	Fresno State.....	L	20-22
S22	at Idaho State (N).....	W	31-14
S29	at Boise State (N).....	L	0-14
O6	Weber State (HC).....	W	40-21
O13	at Nevada.....	W	12-10
O20	at N. Arizona (N).....	W	10-7
O27	Idaho.....	W	28-20
N3	Montana.....	W	38-21
N10	at N. Dakota State.....	L	7-21

## 1980 (4-6)

S13	at North Dakota.....	L	6-14
S20	Nevada.....	L	12-24
S27	Boise State.....	W	18-17
O4	at Weber State (N).....	L	7-12
O11	Idaho State (HC).....	W	21-7
O18	Idaho.....	L	6-14
O25	N. Arizona.....	L	24-27
N1	at Montana.....	W	24-7
N8	N. Dakota State.....	W	21-19
N15	at Fresno State.....	L	14-21

## 1981 (3-7)

S12	at Wash. State (N).....	L	21-33
S19	Fresno State.....	W	30-26
S26	Simon Fraser.....	W	35-14
O3	Weber State.....	L	20-28
O10	at Boise State (N).....	L	10-20
O17	Idaho (HC).....	W	29-28
O24	at N. Arizona (N).....	L	14-20
O31	Montana.....	L	17-27
N7	at Idaho State (N).....	L	3-31
N14	at Nevada.....	L	13-46

## Doug Graber

6-5-0 (.546) 1 yr (1982)

## 1982 (6-5)

S4	at Utah (N).....	L	12-30
S11	North Dakota.....	L	27-28
S18	E. Washington.....	W	24-20
S25	Nevada.....	W	17-10
O2	Idaho State.....	W	30-27*
O9	at Weber State (N).....	W	23-20
O16	Boise State (HC).....	W	27-14
O23	at Idaho.....	L	20-36
O30	at Montana.....	L	14-45
N6	N. Arizona.....	W	32-19
N13	at Fresno State.....	L	14-45

## Dave Arnold

18-29-0 (.383) 4 yrs (1983-86)

## 1983 (1-10)

S3	Wash. St. at Spokane....	L	7-27
S10	at North Dakota.....	L	3-21
S17	Idaho.....	L	0-23
S24	at N. Arizona (N).....	L	16-33
O1	Weber State.....	L	20-23

O8	at Idaho State (N).....	L	3-26
O15	Fresno State (HC).....	L	12-31
O22	at Boise State (N).....	L	0-42
O29	Montana.....	W	28-8
N5E	Washington.....	L	17-22
N19	at Nevada.....	L	3-33

## 1984 (12-2)

S8	Mesa State.....	W	30-14
S15	at E. Washington (N).....	L	16-21
S22	at Idaho.....	W	34-28
S29	Idaho State.....	L	6-22
O6	at Weber State.....	W	48-0
O13	Nevada.....	W	44-41*
O20	Portland State (HC).....	W	45-22
O27	Boise State.....	W	22-18
N3	at Montana.....	W	34-24
N10	N. Arizona.....	W	41-3
N24	at Fresno State.....	W	35-31
D1	Arkansas State&.....	W	31-14
D8	Rhode Island&.....	W	32-20
D15	La. Tech at Charleston, SC%....	W	19-6

& Division I-AA playoffs

## 1985 (2-9)

S7	at Portland State.....	L	28-46
S14	Eastern Oregon.....	W	86-0
S21	Eastern Washington.....	L	23-28
S28	at Boise State (N).....	L	21-58
O5	Weber State (HC).....	L	36-50
O12	at N. Arizona (N).....	L	24-27
O19	at Idaho State (N).....	L	9-50
O26	Montana.....	W	41-18
N2	at Nevada.....	L	14-61
N9	Idaho.....	L	0-34
N16	at Washington State.....	L	14-64

## 1986 (3-8)

S6	at Fresno State (N).....	L	2-55
S13	at Sam Houston St. (N)....	L	6-23
S20	Idaho State.....	W	50-27
S27	Nevada.....	L	10-61
O4	Boise State.....	L	14-31
O11	at Weber State (N).....	L	3-24
O18	N. Arizona (HC).....	W	27-19
O25	at Montana.....	L	28-59
N1	Northern Iowa.....	W	46-25
N8	at Idaho (N).....	L	17-44
N15	at E. Washington.....	L	14-27

## Earle Solomonson

15-44-0 (.254) 5 yrs (1987-91)

## 1987 (1-10)

S5	at Long Beach St.....	L	15-51
S12	Sam Houston St.....	W	52-48
S19	at Northern Iowa (N).....	L	7-53
S26	Eastern Washington.....	L	30-32
O3	at Boise State (N).....	L	13-35
O10	at Nevada.....	L	13-31
O17	Weber State.....	L	32-35
O24	at N. Arizona (N).....	L	21-54
O31	Montana.....	L	7-55
N7	Idaho.....	L	7-14
N14	at Idaho State (N).....	L	33-52

## 1988 (4-7)

S3	at Florida.....	L	0-69
S10	Mesa State.....	L	10-41
S17	at E. Washington (N)....	W	35-13
S24	at Central Michigan.....	L	10-48
O1	Idaho State.....	W	45-37
O8	at Idaho.....	L	24-41
O15	Boise State (HC).....	W	51-7
O22	Nevada.....	W	17-14
O29	Northern Arizona.....	L	17-28
N5	at Montana.....	L	3-17</

# Year-by-Year Scores

## 1989 (4-7)

S2	at Kansas.....L	17-41
S9	at Sam Houston St. (N) ... W	15-10
S16	Eastern Washington.....W	28-3
S23	N.M. Highlands.....W	51-12
S30	at Idaho State (N).....L	21-23
O7	at Nevada.....L	23-27
O14	Idaho (HC).....L	7-41
O21	at Boise State (N).....L	10-37
O28	Weber State.....W	31-27
N4	Montana.....L	2-17
N11	at N. Arizona (N).....L	31-35

## 1990 (4-7)

S1	at Idaho.....W	27-24
S8	at Colorado State.....L	5-41
S15	Western Illinois.....W	38-16
S22	Nevada.....L	14-20
S29	at Weber State (N).....L	20-32
O6	North. Arizona (HC).....W	70-37
O20	Idaho State.....L	19-23
O27	at Montana.....L	18-35
N3	Boise State.....L	27-31
N10	at E. Washington.....W	28-25+
N17	at Tulsa.....L	2-20

## 1991 (2-9)

A31	Minnesota-Duluth.....W	30-14
S7	Sam Houston State.....L	23-26
S14	Sacramento State.....L	17-19
S21	Idaho.....L	14-48
S28	at Nevada.....L	12-54
O5	Weber State (HC).....L	25-36
O12	at N. Arizona (N).....L	16-27
O26	at Idaho State (N).....W	16-7
N2	Montana.....L	9-16
N9	at Boise State.....L	14-31
N16	Eastern Washington.....L	21-22

## Cliff Hysell

41-47 (.466) 8 yrs (1992-99)

## 1992 (4-7)

S5	at Sacramento St. (N).....L	7-10
S12	Stephen F. Austin.....W	13-10
S19	Mesa St.....W	43-0
S26	at Weber St. (N).....L	19-47
O3	N. Arizona (HC).....L	9-13
O10	at E. Washington.....L	17-23
O17	Idaho St.....W	14-7
O24	at Montana.....L	17-29
O31	Boise St.....W	17-13
N14	at Idaho.....L	7-28
N21	at Nevada-Las Vegas.....L	7-26

## 1993 (7-4)

S4	at W. Illinois (N).....W	29-16
S11	at Washington St.....L	14-54
S18	Fort Lewis.....W	58-20
S25	Weber State (HC).....W	14-10
O2	at N. Arizona (N).....L	20-23
O9	Southern Utah.....W	32-30
O16	at Idaho State (N).....W	25-24
O23	Idaho.....W	40-35
O30	at Boise State.....W	42-21
N6	Eastern Washington.....L	7-16
N13	Montana.....L	30-42

## 1994 (3-8)

S3	Minnesota-Duluth.....W	37-7
S10	at S. F. Austin(N).....W	21-18
S17	at Weber State (N).....L	13-41
S24	N. Arizona.....L	30-47
O1	at Sac State(N).....L	14-30
O8	Idaho State (HC).....L	20-38
O15	at Idaho.....L	13-27
O22	Boise State.....L	10-38
O29	at E. Washington.....L	31-34**
N5	W. New Mexico.....W	44-6
N19	at Montana.....L	20-55

## 1995 (5-6)

S2	at Colorado State.....L	10-31
S9	Central Washington.....W	34-14
S16	at CP SLO (N).....W	13-10
S23	SW Texas (HC).....W	45-24
S30	at NAU (N).....L	0-37
O7	Idaho.....W	16-13
O14	at Idaho State.....W	18-14
O21	Weber State.....L	7-14
O28	E. Washington.....L	10-28
N11	at Boise State.....L	7-35
N18	Montana.....L	33-42

## 1996 (6-5)

S14	at Nevada.....L	7-31
S21	Minn.-Duluth.....W	37-0
S28	Idaho State.....W	17-13
O5	at E. Washington.....L	13-20
O12	NAU (HC).....L	19-48
O19	at CS Northr. (N).....W	24-17
O26	Portland State.....W	24-6
N2	at Weber State.....L	7-17
N9	CP SLO.....W	37-20
N16	Sacramento St.....W	51-14
N23	at Montana.....L	14-35

## 1997 (6-5)

S13	Chadron State.....W	24-14
S20	at SW Texas (N).....L	26-28
S27	at Idaho State (N).....W	14-13
O4	E. Washington.....W	17-7
O11	at NAU (N).....L	13-14
O18	CS Northridge (HC).....W	31-20
O25	at Portland State (N).....L	0-44
N1	Weber State.....W	28-14
N8	Cal Poly SLO.....L	19-20
N15	at Sac State (N).....W	30-6
N22	Montana.....L	25-27

## 1998 (7-4)

S5	Fort Lewis.....W	45-9
S12	at Wyoming.....L	9-17
S19	Western Washington.....W	41-12
S26	Sacramento St. (HC).....W	37-30
O10	at Weber State.....W	10-7
O17	Portland State.....L	31-34
O24	at CS Northridge (N).....W	32-26
O31	NAU.....W	32-25
N7	at E. Washington.....L	24-31
N14	Idaho State.....W	66-35
N21	at Montana.....L	21-28

## 1999 (3-8)

S4	Chadron State.....W	20-10
S11	Western New Mexico.....W	65-8
S18	at Cal Poly (N).....L	37-40
S25	at Sacramento State (N).....L	10-41
O9	Weber State (HC).....W	29-6
O16	at Portland State (N).....L	28-49
O23	Cal State Northridge.....L	21-24
O30	at North. Arizona (N).....L	20-49
N6	Eastern Washington.....L	23-45
N13	at Idaho State (N).....L	13-29
N20	Montana.....L	3-49

## Mike Kramer

40-43 (.482) 7 yrs (2000-06)

## 2000 (0-11)

S9	Humboldt.....L	14-23
S16	Weber State.....L	7-28
S23	Cal Poly.....L	14-35
S30	at Idaho (Pullman, WA) (N) ..L	7-56
O7	Eastern Washington.....L	14-20
O14	at Sacramento State (N).....L	13-24
O21	Cal State Northridge.....L	12-24
O28	at N. Arizona (N).....L	9-32
N4	Portland State.....L	24-31
N11	at Idaho State.....L	13-29
N20	at Montana.....L	3-28

## 2001 (5-6)

A30	at AL-Birmingham (N).....L	13-41
S8	at Weber State (N).....W	32-17
S22	Cal Poly.....L	6-34
S29	Cal State Northridge.....W	34-27
O6	at E. Washington (N).....W	48-38
O13	Sac State (HC).....W	20-0
O18	at Washington St.(N).....L	28-53
O27	Northern Arizona.....L	28-35
N3	at Portland State (N).....L	21-33
N10	Idaho State.....W	52-13
N17	Montana.....L	27-38

## 2002 (7-6)

A31	Saint Mary's.....W	27-24
S7	at Stephen F. Austin.....L	13-30
S14	Adams State.....W	31-6
S21	at Washington State.....L	28-45
O5	C. Washington (HC).....L	16-31
O12	at Idaho State.....L	14-18
O19	Weber State.....W	44-10
O26	at Northern Arizona.....L	17-20
N2	at Sacramento State.....W	31-30
N9	Eastern Washington.....W	25-14
N16	Portland State.....W	28-26
N23	at Montana.....W	10-7
N30	at McNeese State (N)*.....L	14-21

## 2003 (7-6)

A30	at Wyoming.....L	10-21
S6	Gardner-Webb.....W	38-3
S20	at Cal Poly (N).....L	21-24
S27	N. Colorado.....L	10-14
O4	at Saint Mary's.....W	40-0
O11	Idaho State (HC).....L	17-23
O18	at Weber State.....W	26-3
O25	Northern Arizona.....W	21-17
N1	Sac State.....W	56-7
N8	at Eastern Wash.....L	25-34
N15	at Portland St (N).....W	25-14
N22	Montana.....W	27-20
N29	N. Iowa& (N).....L	14-35

## 2004 (6-5)

S11	Adams State.....W	19-0
S18	Cal Poly.....L	14-27
S25	at Colorado State.....L	14-39
O2	at Idaho State.....W	17-13
O9	Weber State (HC).....W	20-17
O16	Portland State.....W	31-24+
O23	South Dakota State.....W	27-24
O30	at Northern Ariz. (N).....W	60-14
N6	at Sacramento State.....L	28-38
N13	Eastern Washington.....L	44-51+
N20	at Montana.....L	22-38

## 2005 (7-4)

S3	at Oklahoma State (N).....L	10-15
S10	Stephen F. Austin.....W	42-6
S17	at Cal Poly.....L	10-38
S24	North Dakota State.....W	20-17
O1	Idaho State (HC).....W	30-28
O8	at Weber State.....W	27-24
O15	*at Portland State.....L	41-44
O29	*Northern Arizona.....W	29-22
N5	*Sacramento State.....W	37-16
N12	*at Eastern Wash.....L	14-35
N19	*Montana.....W	16-6

## 2006 (8-5)

S2	at Colorado.....W	19-10
S9	Chadron State.....L	24-35
S16	UC Davis.....L	0-45
S23	Eastern Washington.....L	10-19
S30	at NAU.....W	39-32
O7	Portland State (HC).....W	14-0
O14	at Sacramento State(N).....W	21-18
O21	at Idaho State.....W	42-35
O28	Weber State.....W	24-18
N4	Northern Colorado.....W	13-10

N18	at Montana.....L	7-13
N25	Furman\$.....W	31-13
D2	at Appalachian State(N)\$L	17-38

## Rob Ash

39-20 (.661) 5 yrs (2007-)

## 2007 (6-5)

S1	at Texas A&M (N).....L	7-38
S15	Dixie State.....W	61-7
S22	*at Weber State.....W	21-5
S29	*Idaho State (HC).....W	40-20
O6	Southern Utah.....W	7-3
O13	*at Eastern Wash.....L	13-35
O20	*Sacramento State.....W	20-9
O27	*at Northern Colo.....L	13-16
N3	*Northern Arizona.....L	14-29
N10	*at Portland State.....W	50-36
N17	*Montana.....L	20-41

## 2008 (7-5)

A30	Adams State.....W	59-3
S6	at Kansas State (N).....L	10-69
S13	at Minnesota.....L	23-35
S27	South Dakota.....W	37-18
O4	*at Idaho State.....W	33-21
O11	*Weber State (HC).....L	12-35
O18	*Eastern Washington.....L	17-34
O25	*at Sacramento State.....W	31-20
N1	*Northern Colorado.....W	20-7
N8	*at Northern Arizona.....W	25-23
N15	*Portland State.....W	49-32
N22	*at Montana.....L	3-35

## 2009 (7-4)

S5	at Michigan State.....L	3-44
S12	Dixie State.....W	23-20
S26	*at Northern Colo.....W	25-7
O3	*at Weber State.....W	26-21
O10	NAU.....L	10-23
O17	South Dakota.....W	31-24 ot
O24	*at Eastern Wash.....L	24-35
O31	*Idaho State.....W	41-10
N7	*at Portland State.....W	28-10
N14	*Sacramento State.....W	27-17
N21	*Montana.....L	19-33

## 2010 (9-3)

S4	Fort Lewis.....W	59-20
S11	at Washington State.....L	22-23
S18	Drake.....W	48-21
S25	*Eastern Washington.....W	30-7
O2	*at Sac State.....W	64-61+
O9	*Portland State.....W	44-31
O16	*at NAU.....L	7-34
O23	*Northern Colorado.....W	37-35
O30	*at Idaho State.....W	26-23+
N6	*Weber State.....W	24-10
N20	*at Montana.....W	21-16
D4	* North Dakota State.....L	17-42

## 2011 (10-3)

S1	at Utah (N).....L	10-27
S10	UC Davis.....W	38-14
S17	Minot State.....W	43-7
S24	*at Eastern Wash.....W	36-21
O1	*Sacramento State (HC).....W	31-21
O8	*at Portland State.....W	38-36
O15	*NAU.....W	41-24
O22	*at Northern Colorado...W	31-21
O29	*Idaho State.....W	54-13
N5	*at Weber State.....W	44-24
N19	*Montana.....L	10-36
D3	* New Hampshire.....W	26-25
D10	* at Sam Houston State..L	13-49

\* Division 1-AA Playoffs + overtime N night game  
HC Homecoming \$ FCS Playoffs

# Year-by-Year Results

Year	W-L-T	W-L-T/Place	Coach
1897	1-3-0		Mr. Lisle
1898	0-2-0		Cpt. George Ahern
1899	3-0-0		W.J. Adams
1900	2-1-0		Prof. Woodruff
1901	2-1-0		A.G. Harbaugh
1902	4-0-1		J.E. Flynn
1903	1-0-1		J.E. Flynn
1904	2-1-0		Fred Ervin
1905	1-2-1		A.G. Harbaugh
(Football abolished in 1906-07 by faculty decree)			
1908	2-1-2		John H. McIntosh
1909	0-6-1		John H. McIntosh
1910	1-3-2		John H. McIntosh
1911	0-2-1		E.A. Dockstader
1912	0-2-0		E.A. Dockstader
1913	2-2-0		Eugene F. Bunker
1914	5-1-0		Fred Bennion
1915	4-2-1		Fred Bennion
1916	2-2-2		Fred Bennion
1917	0-2-2	0-1-2/*	Fred Bennion
(No season in 1918 because of flu)			
1919	1-3-1	0-2/*	Walter D. Powell
1920	3-1-1	0-0-1/*	D.V. Graves
1921	2-4-0	0-1/*	D.V. Graves
1922	4-4-0	0-1/*	G. Ott Romney
1923	5-4-0	0-2/*	G. Ott Romney
1924	5-1-0	1-1-1/*	G. Ott Romney
1925	6-5-0	1-4/10th	G. Ott Romney
1926	4-2-1	4-0/*	G. Ott Romney
1927	4-4-0	3-1/*	G. Ott Romney
1928	4-4-1	3-2/6th	Schubert R. Dyche
1929	6-2-0	2-1/*	Schubert R. Dyche
1930	6-3-0	1-1/*	Schubert R. Dyche
1931	1-5-1	0-2/*	Schubert R. Dyche
1932	3-3-1	0-3/*	Schubert R. Dyche
1933	2-5-0	1-3/*	Schubert R. Dyche
1934	2-5-0	0-4/*	Schubert R. Dyche
1935	2-6-1	1-5/9th	Schubert R. Dyche
1936	3-5-0	1-4/10th	Jack Croft
1937	3-4-1	0-3-1/*	Jack Croft
1938	3-5-1		Schubert R. Dyche
1939	2-7-0	0-2/*	Schubert R. Dyche
1940	4-4-0		Schubert R. Dyche
1941	1-4-2		Schubert R. Dyche
(No football in 1942-45 because of World War II)			
1946	5-3-2		Clyde Carpenter
1947	4-5-0		Clyde Carpenter
1948	2-7-0		Clyde Carpenter
1949	2-5-0		Clyde Carpenter
1950	1-8-0		John Mason
1951	0-7-0		John Mason
1952	2-5-0		Tony Storti
1953	4-4-0		Tony Storti
1954	8-1-0		Tony Storti
1955	4-4-1		Wally Lemm
1956	9-0-1		Tony Storti
1957	8-2-0	Independent	Tony Storti
1958	8-1-0	Independent	Herb Agocs
1959	6-3-0	Independent	Herb Agocs
1960	5-3-1	Independent	Herb Agocs
1961	4-3-1	Independent	Herb Agocs
1962	7-3-0	Independent	Herb Agocs
1963	6-3-0	2-1/2nd	Jim Sweeney
1964	7-4-0	3-0/1st	Jim Sweeney
1965	3-7-0	1-3/T4th	Jim Sweeney
1966	8-3-0	4-0/1st	Jim Sweeney
1967	7-3-0	4-0/1st	Jim Sweeney

1968	6-4-0	3-1/T1st	Tom Parac
1969	1-8-0	0-4/5th	Tom Parac
1970	2-8-0	1-5/6th	Tom Parac
1971	2-7-1	0-5-1/7th	Sonny Holland
1972	8-3-0	5-1/1st	Sonny Holland
1973	7-4-0	5-1/2nd	Sonny Holland
1974	7-3-0	4-2/2nd	Sonny Holland
1975	5-5-0	4-2/T2nd	Sonny Holland
1976	12-1-0	6-0/1st	Sonny Holland
1977	6-4-0	3-3/3rd	Sonny Holland
1978	8-2-0	4-2/T2nd	Sonny Lubick
1979	6-4-0	6-1/1st	Sonny Lubick
1980	4-6-0	3-4/T6th	Sonny Lubick
1981	3-7-0	1-6/7th	Sonny Lubick
1982	6-5-0	5-2/T1st	Doug Graber
1983	1-10-0	1-6/8th	Dave Arnold
1984	12-2-0	6-1/1st	Dave Arnold
1985	2-9-0	1-6/8th	Dave Arnold
1986	3-8-0	2-5/7th	Dave Arnold
1987	1-10-0	0-8/9th	Earle Solomonson
1988	4-7-0	4-4/6th	Earle Solomonson
1989	4-7-0	2-6/8th	Earle Solomonson
1990	4-7-0	3-5/5th	Earle Solomonson
1991	2-9-0	1-7/9th	Earle Solomonson

1992	4-7-0	2-5/7th	Cliff Hysell
1993	7-4-0	4-3/4th	Cliff Hysell
1994	3-8-0	1-6/8th	Cliff Hysell
1995	5-6-0	2-5/7th	Cliff Hysell
1996	6-5-0	3-4/T6th	Cliff Hysell
1997	6-5-0	5-3/3rd	Cliff Hysell
1998	7-4-0	5-3/2nd	Cliff Hysell
1999	3-8-0	1-7/T 8th	Cliff Hysell
2000	0-11-0	0-8/T 9th	Mike Kramer
2001	5-6-0	4-3/T 6th	Mike Kramer
2002	7-6-0	5-2/1st	Mike Kramer
2003	7-6-0	5-2/1st	Mike Kramer
2004	6-5-0	4-3/T3rd	Mike Kramer
2005	7-4-0	5-2/T1st	Mike Kramer
2006	8-5-0	5-2/T1st	Mike Kramer
2007	6-5-0	4-4/4th	Rob Ash
2008	7-5-0	5-3/T3	Rob Ash
2009	7-4-0	5-3/4th	Rob Ash
2010	9-3-0	5-3/T1st	Rob Ash
2011	10-3-0	7-1/T1st	Rob Ash

Member, Big Sky Conference, 1963-present  
Member, Rocky Mountain Conference, 1917-37  
\* (min. # conference games to compete for championship was five)

## MSU All-Time Coaches Records

Name	W	L	T	Pct	Years Coached
Sonny Holland.....	47	27	1	.627	1971-1977 (7)
Cliff Hysell.....	41	47	0	.466	1992-1999 (8)
Mike Kramer.....	40	43	0	.482	2000-2006 (7)
Rob Ash.....	39	20	0	.661	2007- (5)
Schubert R. Dyche.....	36	53	7	.375	1928-35, 1938-41 (12)
Tony Storti.....	31	12	1	.705	1952-54, 1956-57 (5)
Jim Sweeney.....	31	20	0	.608	1963-67 (5)
Herb Agocs.....	30	13	2	.667	1958-62 (5)
G. Ott Romney.....	28	20	1	.560	1922-27 (6)
Sonny Lubick.....	21	19	0	.525	1978-81 (4)
Dave Arnold.....	18	29	0	.383	1983-86 (4)
Earle Solomonson.....	15	40	0	.273	1987-90 (4)
Clyde Carpenter.....	13	20	2	.371	1946-49 (4)
Fred Bennion.....	11	7	5	.478	1914-17 (4)
Tom Parac.....	9	20	0	.310	1968-70 (3)
Doug Graber.....	6	5	0	.546	1982 (1)
Jack Croft.....	6	9	1	.375	1936-37 (2)
J.E. Flynn.....	5	0	2	.714	1902-03 (2)
D.V. Graves.....	5	5	1	.455	1920-21 (2)
Wally Lemm.....	4	4	1	.444	1944 (1)
W. J. Adams.....	3	0	0	.000	1899 (1)
A.G. Harbaugh.....	3	3	1	.429	1901-1905 (2)
John H. McIntosh.....	3	10	5	.167	1908-10 (3)
Fred Ervin.....	2	1	0	.667	1904 (1)
Prof. Woodruff.....	2	1	0	.667	1900 (1)
Eugene F. Bunker.....	2	2	0	.500	1913 (1)
Mr. Lisle.....	1	3	0	.250	1897 (1)
Walter D. Powell.....	1	3	1	.200	1919 (1)
E.A. Dockstader.....	0	4	1	.200	1911-12 (2)
John Mason.....	1	15	0	.062	1950-51 (2)
Capt. George Ahern.....	0	2	0	.000	1898 (1)
TOTALS.....	455	459	33	.498	

# Bobcat All-Americans

## First Team All-America

1954—Jim Argeris (Worland, Wyo.), center  
 1956—Ron Warzeka (Great Falls), tackle  
 1957—Sonny Holland (Butte), center  
 1958—Sonny Holland (Butte), center  
 1959—Sonny Holland (Butte), center  
 1966—Jan Stenerud (Fetsund, Norway), kicker  
 1966—Don Hass (Glendive), halfback  
 1967—Don Hass (Glendive), halfback  
 1970—Gary Gustafson (Simms), end  
 1973—Bill Kollar (Warren, Ohio), tackle  
 1975—Steve Kracher (Columbia Falls), halfback  
 1976—Les Leininger (Westby), defensive end  
 1978—Jon Borchartd (Minneapolis), off. tackle  
 1981—Larry Rubens (Spokane, Wash.), center  
 1984—Mark Fellows (Choteau), defensive end; Dirk Nelson (Derby, Kan.), punter; Bill Schmidt (Sheridan), offensive tackle  
 1993—Sean Hill, cornerback (Colorado Springs)  
 1997—Neal Smith, defensive end (Polson)  
 1999—Matthew Peot, punter (Visalia, Calif.)-unanimous  
 2003—Kane Ioane, safety (Billings); Corey Smith, returner (Federal Way, WA)%  
 2004—Dusty Daws, long snapper (Bozeman)@  
 2005—Jeff Bolton, center (Hailey, ID)%(2nd Team Sports Network)  
 2007—Bobby Daly, linebacker (Helena) (unanimous)  
 2009—Jeff Hansen, off. guard (Great Falls); Dane Fletcher, def. end (Bozeman)\*, also 2nd Team TSN  
 2010—Mike Person, off. tackle (Glendive)\*&\$\$; Jason Cunningham, kicker (Amarillo, Tex.)\$&, and TSN 2nd team




Two generations of Daws All-Americans - Brad (left) with Dusty, and Ginny

## Second Team All-America

1964-Gary Decolati (McKeesport, Pa.), E  
 1972-Bill Kollar (Warren, Ohio), DT  
 1980-Jack Muhlbeier (Hardin), LB  
 1990-Corey Widmer (Bozeman), DT%  
 1991-Corey Widmer (Bozeman), DT%  
 1999-Shon Flores (Kailua, Hi.), FS\*  
 2002-Kane Ioane (Billings), SS%  
 2004-Jeff Bolton (Hailey, ID), OT&; Roger Cooper (Port Orchard, WA), LB&  
 2011-Jody Owens (Mesquite, TX)\*

## Third Team All-America

1984-Kelly Bradley (Zumbrota, Minn.), QB  
 1991-Jeff Newton (Bigfork), NG  
 1993-Jason Hicks (Tumwater, WA), DE  
 2000-Kane Ioane (Billings), S\*  
 2003-Brent Swaggert (Buffalo, MN), OT&  
 2004-Blake Wolf (Colton, WA), TE  
 2010—Dan Ogden, def. tackle (Kalispell)\*  
 2011—Elvis Akpla, wide receiver (Portland, OR)&^, Conrad Burgank, off. tackle (Reno, NV)\*, Zach Minter, def. tackle (Phoenix, AZ)\*



Kelly Bradley

## Fourth Team All-America

2011-Alex Terrien, off. line (Burien, WA)^

## Honorable Mention All-America

Halfback George Marinkovich (Bethlehem, Pa.), 1957; Guard Charlie Jackson (Winchester, Va.), 1957-58; Tackle Bob Biastoch (Butte), 1959; Halfback Jim McLeod (Havre), 1959; Fullback Rocco Perciavalle (Leetsdale, Pa.), 1959; Tackle Gene Schilling (Fairfield), 1959; Tackle Joe Tiller (Toledo, Ohio), 1963; Center Terry Albrecht (Great Falls), 1964; Flanker Ron Bain (Kalispell), 1968; Halfback Paul Schafer (Great Falls), 1968; Quarterback Dennis Erickson (Everett, Wash.), 1968; Safety Bob Banaugh (Missoula), 1971; Linebacker Ron Ueland (Butte), 1973; Linebacker Dusty Birkenbuel (Great Falls), 1973; Guard Leon Potkay (Warren, OH), 1973; End Brad Daws (Bozeman), 1975; Guard Ron Iverson (Conrad), 1975; Tailback Steve Kracher (Columbia Falls), 1975; Safety Jim Anderson (Butte), 1981; Guard Don Samuelson (Broodius), 1981; Runningback Tony Boddie (Bremerton, Wash.) and Defensive Tackle Phil Bruneau (Bloomington, MN), 1982; Linebacker Mark

Fellows (Choteau) and Offensive Guard Eric Harlington (Wenatchee, Wash.), 1983; Tight End Joe Bignell (Deer Lodge), 1984; Noseguard Lonnie Burt (Helena), 1984; Safety Doug Kimball (Chester), 1984; and Guard Bruce Randall (Miles City), 1984; Jon Wanago (Great Falls), 1988; Safety Morgan Ryan, 1991; Defensive End Jason Hicks (Tumwater, Wash.), 1991; Receiver Eric Hopkins (Seagoville, TX), 1994; Def. end Devlan Geddes (Junction City, OR), 1996; Def. Tackle Ty O'Connor (Plevna), 1998; Def. end Jon Montoya (Brandon, SD), 2000; +Punter Nate Cook (Pleasanton, CA), 2001; +Safety Kane Ioane (Billings), 2001; +Defensive Tackle Nick Morasko (Glendive), 2001; +Offensive Tackle Brent Swaggert (Buffalo, MN), 2001; +Cornerback Joey Thomas (Seattle, WA), 2001; and %Defensive End Adam Cordeiro (Boulder), 2001; +Wide Receiver Junior Adams (Fremont, CA), 2002; +Defensive End Jon Montoya (Brandon, SD), 2002; +Offensive Tackle Brent Swaggert (Buffalo, MN), 2002.&Quarterback Travis Lulay (Aumsville, OR), 2004; Linebacker Bobby Daly (Helena), 2008; \*Guard Jeff Hansen (Great Falls), 2008.



Mark Fellows

+Football Gazette; &-AP; \*-The Sports Network; \$-AFCA, @-I-AA. org, ^-Phil Steele; %-Consensus



Sonny Holland

## Academic All-America

### First Team

2005 Travis Lulay (Aumsville, OR), QB  
 2000-01-02 Ryan Johnson (Fort Collins, CO), RB  
 2002-03 Jon Montoya (Brandon, SD), DE  
 1996 Devlan Geddes (Junction City, OR), DE  
 1984 Dirk Nelson (Derby, Kan.), punter  
 1988 Anders Larsson (Varberg, Sweden), kicker

### Second Team

1984 Doug Kimball (Chester), free safety  
 1986 Don Leake (Rosemount, Minn.) OL  
 1987-88 Bob Kimball (Chester) SS  
 1987 Marc Paffhausen (Butte), FS  
 1987 Anders Larssen (Varberg, Sweden) K  
 1989 Derrick Isaacson (), OL  
 1996 Scott Matthews (Anacortes, WA), SS



Steve Kracher

## All-Star Game Participants

Center Sonny Holland, 1959 East-West Game, San Francisco; Guard Bob Schmitz, 1960 All-America Bowl Game, Phoenix; Center Bob Cegelski, 1961 All-America Bowl Game, Phoenix; Tackle Joe Tiller, 1963 East-West Game, San Francisco; Halfback Don Hass, 1967 East-West Game, San Francisco; Tackle Bill Kollar, 1973 East-West Game, San Francisco, and 1974 Senior Bowl Game, Mobile, Ala., selected "most valuable player" in Senior Bowl; Defensive End Mark Fellows, 1984 East-West Game, San Francisco; Defensive Tackle Corey Widmer, Blue-Gray, Hula Bowl, Senior Bowl; Safety Shon Flores, 2000, Hula Bowl; Cornerback Joey Thomas, 2004, Senior Bowl; Quarterback Travis Lulay, 2005, Magnolia Bowl; Center Jeff Bolton, 2005, Las Vegas Bowl; Receiver Mike Jefferson, 2006, Texas vs. The Nation.



Neal Smith

# All-Big Sky Bobcats

2011 (Offense) First Team - WR Elvis Akpla, OT Conrad Burbank, OG Alex Terrien, RB Cody Kirk. Second Team-TE Steven Foster, QB DeNarius McGhee, RB Tray Robinson, K Jason Cunningham. (Defense) First Team - DT Zach Minter, LB Jody Owens. Second Team-DE Brad Daly, LB Clay Bignell, CB Darius Jones, S Joel Fuller.



#70 Jon Borchardt

2010 (Offense) First Team - OT Mike Person, QB DeNarius McGhee, PK Jason Cunningham. Second Team-OG Alex Terrien, TE Kyle Begger, RB Orenzo Davis. (Defense) First Team - DT Dan Ogden. Second Team-none

2009 (Offense) First Team - OT Mike Person, OG Jeff Hansen. Second Team-RB Aaron Mason. (Defense) First Team - DT Dan Ogden, DE Dane Fletcher. Second Team-LB Clay Bignell, CB Kevin Retoriano.

2008 (Offense) First Team - OT Lou Saucedo, RB Demetrius Crawford. Second Team-OG Jeff Hansen, PK Jason Cunningham. (Defense) First Team - FS Kevin Retoriano. Second Team-DE Dane Fletcher, LB Bobby Daly.

2007 (Offense) First Team - none. Second Team-OG Jeff Hansen, RB Demetrius Crawford. (Defense) First Team - LB Bobby Daly. Second Team-DE Aaron Papich, CB Michael Beach, LB Epikopo King.

2006 (Offense) First Team - WR Mike Jefferson. Second Team-OT Joe Hirst. (Defense) First Team - none. Second Team-LB Epikopo King, S Ryan Force.

2005 (Offense) First Team - WR Rick Gatewood, C Jeff Bolton. Second Team - OT Joe Hirst, OG Lawrence Figueroa, QB Travis Lulay. (Defense) First Team - none. Second Team - DT Apron Papich, LB Nick Marudas, LB Mac Mollohan, LB Epikopo King, SS Ryan Force.

2004 (Offense) First Team - WR Rick Gatewood, OT Jeff Bolton, OG Lawrence Figueroa, TE Blake Wolf, QB Travis Lulay. (Defense) First Team - DT Ray Sebestyen, LB Roger Cooper, LB Mac Mollohan. Second Team - SS Ryan Force.

2003 (Offense) First Team - OT Brent Swaggert, RS Corey Smith. Second Team - WR Scott Turnquist, OG Mataio Toilolo, QB Travis Lulay, FB Ryan Elliott. (Defense) First Team - DT Ray Sebestyen, LB Roger Cooper, LB Mac Mollohan, CB Joey Thomas, SS Kane Ioane. Second Team - DT Adam Cordeiro, DE Jon Montoya, CB Jay Hackett, FS Kenneth Qualls.

2002 (Offense) First Team - WR/RS Junior Adams; OT Brent Swaggert; OG Mataio Toilolo; RB Ryan Johnson. Second Team - WR Aaron Hill, C Nic Stevenson. (Defense) First Team - DE Jon Montoya; LB Roger Cooper; SS Kane Ioane. Second Team - DT Jason Nicastro; DT Ray Sebestyen; DE Adam Cordeiro; CB David Smith.

2001 (Offense) Second Team - WR/RS Junior Adams; RB Ryan Johnson. (Defense) First Team - DE Jon Montoya; DT Nick Morasco; DT John Taylor; CB Joey Thomas. Second Team - DE Adam Cordeiro; LB Kyle Ecker; SS Kane Ioane.

2000 (Defense) Second Team - DT Shaun Ross



Butch Damberger

1999 (Offense) Second Team - C Brent Ludwig; (Defense) First Team - P Matthew Peot, SS Shon Flores

1998 (Offense) First Team - WR Chip Hobbs, C Brent Ludwig; (Defense) First Team - DT Ty O'Connor, LB Kevin Lundstrom, S Shon Flores.

1997 (Offense) First Team - WR Tony Vallez, FB Travis Cormaney. Second Team - RS Kenyatte Morgan. (Defense) First Team-DE Neal Smith, DT Ty O'Connor.

1996 (Offense) First Team-TB Matt Engelking. Second Team-TE Chad Mayer, FB Travis Cormaney. (Defense) First Team-DE Devlan Geddes. Second Team-CB Jared Lucero, RS Kenyatte Morgan.

1995 (Offense) First Team - OT Jason Westbrook. Second Team - OG J.C. Murray, TB Matt Engelking. (Defense) First Team - LB Brian Pepper. Second Team - DT Mike Nye, DE Devlan Geddes, LB Rodney Ellis, CB Omar Turner.

1994 (Offense) First Team - WR Eric Hopkins. Second Team - T Jason Westbrook.

1993 (Offense) First Team - C Tim Hanson. Second Team - G Cory Brye, RB Fred Moore, RS Sean Hill. (Defense) First Team - DE Wade Rademacher, CB Sean Hill, S Morgan Ryan. Second Team - LB Tyler Sharp, S Mark Grimmer  
1992 (Defense) First Team - T Jeff Newton; CB Sean Hill; CB Reggie Carthon. (Offense) First Team - RS Rob Tesch. Second Team - WR Rob Tesch.

1991 (Defense) First Team - T Corey Widmer. Second Team - NG Jeff Newto; LB Todd Graves; S Morgan Ryan; RS Sean Hill.

1990 (Defense) First Team - T Corey Widmer; LB Todd Graves. Second Team - RS Rob Tesch.

1989 (Defense) - LB Mark D'Agostino; LB Rob Hatch; LB Mychal Kemp; DL Corey Widmer. (Offense) OL Bryan Ratzburg; OL Derrick Isackson.

1988 (Defense) First Team - NG Jon Wanago.

1987 (Defense) Second Team - LB Ken Lang, (Offense) Second Team - OG John Sain, RB Kirk Copeland.

1986 (Defense) Second Team - FS Bob Kimball; LB Kirk Timmer.

1985 (Defense) Second Team - DE Clete Linebarger; DE Pat "Tex" Sikora. (Offense) - Second Team - RB David Pandt.

1984 (Defense) First Team - DE Mark Fellows; NG Lonnie Burt; FS Doug Kimball; P Dirk Nelson. Second Team - DE Clete Linebarger; SS Joe Roberts; DT Pat "Tex" Sikora; LB Kirk Timmer. (Offense) First Team - QB Kelly Bradley; TE Joe Bignell; OG Bruce Randall; OT Bill Schmidt. Second Team - WR Tom White.

1983 (Defense) First Team - LB Mark Fellows. Second Team - LB Jim Kalafat; DB Clete Linebarger. (Offense) First Team - OG Eric

Harlington.

1982 (Defense) First Team - DT Phil Bruneau. Second Team - LB Jim Kalafat; CB Bob King; FS Jim Anderson. (Offense) First Team - RB Tony Boddie. Second Team - OG Steve Cornellier.

1981 (Defense) First Team - FS Jim Anderson. Second Team - DT Phil Bruneau; (Offense) First Team - C Larry Rubens; OG Don Samuelson. Second Team - OT Scott Sax.

1980 (Defense) First Team - LB Jack Muhlbeier. Second Team - NG Ron Ranieri; SS Tim Sturdevant. (Offense) First Team - OT Mike Ereaux; TE Tom Fox; OG Jay Jackman.

1979 (Defense) First Team - S Stuart Dodds; DT Les Sherrill. Second Team - CB Mike McLeod; DE Dan Meade; LB Jack Muhlbeier; NG Ron Ranieri. (Offense) First Team - OG Jay Daly; TE Butch Damberger; RS Mark McGrath; P Stuart Dodds. Second Team - WR McGrath; WR Jeff



Jim Anderson

1978 (Defense) First Team - Rick Vancleeve; SS Jim Mickel. Second Team - John Close; DB Muri. (Offense) Team - OT Jon Borchardt; Jay Daly; Butch Damberger. Second Team - QB Paul Dennehy; TB Delmar Jones; K Jeff Muri; RS Mark McGrath.

1977 (Defense) First Team - DT Rick Vancleeve. Second Team - DB Ron Muri. (Offense) First Team - OT Jon Borchardt; OG Lee Washburn; RB Delmar Jones.

1976 (Defense) First Team - DE Les Leininger; DT Dick Lyman; LB Tim Nixon; S Vince Dodds. Second Team - DT Rick Vancleeve; LB Mark DeVore; CB Ron Muri. (Offense) First Team - QB Paul Dennehy; TE Ron McCullough; TB Tom Kostrba. Second Team - OG Lee Washburn; OT Jeff Conley; OT Jon Borchardt; C Bert Markovich; FB Delmar Jones.

1975 (Defense) First Team - DE Brad Daws; DT Steve Mullen. Second Team - CB Randy Hickel. (Offense) First Team - TB Steve Kracher; OG Ron Iverson; K Pat Bolton. Second Team - C Bert Markovich; OT Jeff Conley.

1974 (Defense) First Team - DT Wayne Hammond; S Steve Dodds. Second Team - DE Brad Daws; LB Gary Wright; LB Dusty Birkenbuel; CB Randy Hickel. (Offense) First Team - TB Steve Kracher; C Joe Johnson; OG Jim Boyle; OT Alan Ward; K Pat Bolton. Second Team - WR Bryan Flaig.

1973 (Defense) First Team - DT Bill Kollar; LB Ron Ueland; LB Dusty Birkenbuel; DE Greg Maurer; CB Randy Hickel; S Steve Dodds. Honorable Mention - DT Wayne Hammond. (Offense) First Team - OG Leon Potkay; OT Alan Ward; TB Wayne Edwards. Honorable Mention - TE Bob Grabb; C Dave Myers.

1972 (Defense) First Team - DT Bill Kollar; DT Curt Brandon; S Monte Boston; LB Ron Ueland; CB Doug Vickery. Second Team - LB Steve Endres. (Offense) First Team - SE Sam McCullum; QB Zoonie McLean; OT Allan Young; FB Don Bagley. Second Team - RB Wayne Edwards; OG Leon Potkay.

1971 (Defense) First Team - DT Bill Kollar; S Bob Banaugh; CB Eddie Robinson. Second Team - Walt Kelly, MG. (Offense) Second Team - OG Alan Wilson; FB Gary Michael. Honorable Mention - OG Allan Young.

# All-Big Sky, Year-by-Year Standings

1970 (Defense) First Team - DT Rocky Tope; DE Gary Gustafson; S Bob Banaugh. Honorable Mention - DT Ernie Lewis; DE Lynn Schenk; LB Leon Preston; CB Eddie Robinson. (Offense) First Team - HB Paul Schafer. Honorable Mention - OG Alan Wilson; FB Landy Harrell; OT Wes Wiskus.

1969 (Defense) First Team - DE Gary Gustafson. (Offense) First Team - OG Mike Cronquist.

1968 (Defense) DT Rocky Tope; MG Eric Wheeler (tie); LB Ray Becky (tie). (Offense) OG Tony Welzenbach; C Gene Wasia; QB Dennis Erickson; TB Paul Schafer (unanimous); OT John Winchell.

1967 (Defense) DE Dennis Muhlbeyer; DT Kayo Trepanier; DG Jerry Jimison; LB Earl Hanson; S Russ Dodge; SB Wayne Pitzer. (Offense) E Hank Urza; QB Dennis Erickson (unanimous); TB Don Hass (unanimous).

1966 (Defense) SB Ben Vaughn; SB Dan Hodge; LB Bob Senden; LB Wayne Purdom; DT Ron East; DE Dennis Muhlbeyer. (Offense) First Team - TB Don Hass; OT Clark Smith; E Gary Richards. Second Team - OG Howard Hahn.

1965 (Defense) First Team - LB Gary Carle. (Offense) First Team - OT Tom Marinar.

1964 First Team - E Gary Colati; T Tom Marinar; G Gary Carle; G Jerry Ross; C Terry Albrecht. Second Team - T Bob Hampton; QB Ray Foley.

1963 First Team - G Tom Monteross; QB Ken Christison; HB Dan Sundling; FB Dave Miller. Second Team - E Archie Warwick; T

## 2011

MSU	7-1	10-3
UM	7-1	11-3
PSU	5-3	7-4
EWU	5-3	6-5
WSU	5-3	5-6
NAU	3-5	4-7
SAC	3-5	4-7
ISU	1-7	2-9
NC	0-8	0-11

## 2010

MSU	7-1	9-3
EWU	7-1	13-2
UM	5-3	7-4
SAC	5-3	6-5
WSU	5-3	6-5
NAU	4-4	6-5
NC	2-6	3-8
PSU	1-7	2-9
ISU	0-8	1-10

## 2009

UM	8-0	14-1
WSU	6-2	7-5
EWU	6-2	8-4
MSU	5-3	7-4
SAC	4-4	5-6
NAU	4-4	5-6
NC	1-7	3-8
PSU	1-7	2-9
ISU	1-7	1-10

## 2008

WSU	7-1	10-4
UM	7-1	14-2
EWU	5-3	6-5
MSU	5-3	7-5
NAU	4-4	6-5
SAC	3-5	6-6
PSU	3-5	4-7
UNC	1-7	1-10
ISU	1-7	1-11

## 2007

UM	8-0	12-2
EWU	6-2	9-4
NAU	5-3	6-5
MSU	4-4	6-5
WSU	4-4	5-6
PSU	3-5	3-8
SAC	3-5	3-8
ISU	2-6	3-8
UNC	1-7	1-11

## 2006

UM	8-0	12-2
MSU	6-2	8-5
PSU	6-2	7-4
NAU	5-3	6-5
SAC	4-4	4-7
WSU	3-5	4-7
EWU	3-5	3-8
ISU	1-7	2-9
UNC	0-8	1-10

## 2005

MSU	5-2	7-4
EWU	5-2	7-5
UM	5-2	8-4
PSU	4-3	6-5
WSU	4-3	6-5
ISU	3-4	5-6
SAC	1-6	2-9
NAU	1-6	3-8

## 2004

UM	6-1	12-3
EWU	6-1	9-4
PSU	4-3	7-4
MSU	4-3	6-5
NAU	3-4	4-7
ISU	2-5	3-8
SAC	2-5	3-8
WSU	1-6	1-10

## 2003

MSU	5-2	7-6
UM	5-2	9-4
NAU	5-2	9-4
WSU	4-3	8-4
ISU	4-3	8-4
EWU	3-4	6-5
PSU	1-6	4-7
SAC	1-6	2-9

## 2002

MSU	5-2	7-6
UM	5-2	11-3
ISU	5-2	8-3
PSU	3-4	6-5
SAC	3-4	5-7
EWU	3-4	6-5
NAU	3-4	6-5
WSU	1-6	1-6
3-8		

## 2001

UM	7-0	15-1
NAU	5-2	8-4
PSU	5-2	7-4
MSU	4-3	5-6
EWU	3-4	7-4
WSU	2-5	3-8
ISU	1-6	4-7
SAC	1-6	2-9

## 2000

UM	8-0	13-2
PSU	5-3	8-4
SAC	5-3	7-4
WSU	5-3	7-4
EWU	5-3	6-5
ISU	4-4	6-5
CSN	2-6	4-7
NAU	2-6	3-8
MSU	0-8	0-11

## 1999

UM	7-1	9-3
PSU	6-2	8-3
EWU	6-2	7-4
CSN*	5-3	6-5
SAC	3-5	6-5
WSU*	3-5	4-7
ISU*	2-6	4-7
MSU*	2-6	4-7
NAU	2-6	4-8

\*received a forfeit from NAU

## 1998

UM	6-2	8-4
MSU	5-3	7-4
CSN	5-3	7-4
EWU	4-4	6-5
WSU	4-4	6-5
PSU	4-4	5-6
NAU	3-5	6-5
SAC	3-5	5-6
ISU	2-6	3-8

## 1997

EWU	7-1	12-2
UM	6-2	8-4
MSU	5-3	6-5
CSN	4-4	6-6
WSU	4-4	6-5
NAU	4-4	6-5
PSU	3-5	4-7
ISU	2-6	3-8
SAC	1-7	1-10

## 1996

UM	8-0	14-1
NAU	7-1	9-3
CSN	7-1	9-3
WSU	5-3	7-4
EWU	4-4	6-5
MSU	4-4	6-5
ISU	2-6	4-7
PDU	1-7	3-8
SAC	0-8	1-10

## 1995

UM	6-1	12-2
BSU	4-3	7-4
UI	4-3	6-5
NAU	4-3	7-4
WSU	4-3	6-5
ISU	3-4	6-5
MSU	2-5	5-6
EWU	1-6	3-8

## 1994

BSU	6-1	13-2
UM	5-2	11-3
UI	5-2	9-3
NAU	4-3	7-4
ISU	4-3	6-5
EWU	2-5	4-7
MSU	0-7	3-8

## 1993

UM	7-0	10-2
UI	5-2	11-3
EWU	5-2	7-3
MSU	4-3	7-4
WSU	3-4	7-4
NAU	3-4	7-4
BSU	1-6	3-8
ISU	0-7	2-9*

\*forfeited two wins, NCAA probation

## 1992

UI	6-1	9-2
EWU	6-1	7-3
WSU	4-3	6-5
UI	4-3	6-5
BSU	3-4	5-6
NAU	2-5	4-7
MSU	2-5	4-7
ISU	1-6	3-8

## 1991

UNR	8-0	12-1
UM	6-2	7-4
WSU	6-2	8-4
EWU	4-4	5-6
UI	4-4	6-5
BSU	4-4	7-4
ISU	2-6	3-7
NAU	1-7	3-8
MSU	1-7	2-9

# Year-by-Year Standings

## 1990

UN	7-1	13-2
UI	6-2	9-4
BSU	6-2	10-4
UM	4-4	7-4
MSU	3-5	4-7
NAU	3-5	5-6
WSU	3-5	5-6
EWU	3-5	5-6
ISU	1-7	3-8

## 1989

UI	9-0	9-3
UM	7-1	11-3
UNR	5-3	7-4
BSU	5-3	6-5
EWU	4-4	4-6
NAU	2-6	3-8
MSU	2-6	4-7
WSU	1-7	3-8

## 1988

UI	7-1	11-2
UM	6-2	8-4
BSU	5-3	8-4
NAU	4-4	6-5
WSU	4-4	5-6
MSU	4-4	4-7
UNR	4-4	7-4
EWU	2-6	2-8
ISU	0-8	0-11

## 1987

UI	7-1	9-3
WSU	7-1	10-3
UM	5-3	6-5
BSU	4-4	6-6
UNR	4-4	5-6
NAU	4-4	7-4
ISU	3-5	3-7
EWU	2-6	4-7
MSU	0-8	1-10

## 1986

UNR	7-0	13-1
NAU	5-2	7-4
UI	5-2	8-4
UM	4-4	6-4
BSU	3-4	5-6
WSU	2-5	3-8
MSU	2-5	3-8
ISU	1-7	2-9

## 1985

UI	6-1	9-3
UN	6-1	11-2
BSU	5-2	7-4
WSU	4-3	6-5
ISU	3-4	5-6
UM	2-5	3-8
NAU	1-6	3-8
MSU	1-6	2-9

## 1984

MSU	6-1	12-2
UNR	5-2	7-4
UI	4-3	6-5
BSU	4-3	6-5
ISU	4-3	5-6
WSU	3-4	5-6
NAU	2-5	4-6
UM	0-7	2-8

## 1983

UNR	6-1	9-5
ISU	5-2	8-4
UI	4-3	8-3
BSU	4-3	6-5
WSU	3-4	6-5
UM	3-4	4-6
NAU	2-5	4-7
MSU	1-6	1-10

## 1982

UM	5-2	6-6
UI	5-2	9-4
MSU	5-2	6-5
BSU	4-3	8-3
UNR	3-4	6-5
NAU	3-4	4-7
WSU	2-5	4-7
ISU	1-6	3-8

## 1981

ISU	6-1	12-1
BSU	6-1	10-3
UM	5-2	7-3
UNR	4-3	7-4
WSU	4-3	7-4
NAU	2-5	4-7
MSU	1-6	3-7
UI	0-7	3-8

## 1980

BSU	6-1	10-3
UI	4-3	6-5
UNR	4-3	6-4
ISU	4-4	6-5
WDU	4-4	4-7
MSU	3-4	3-6
NAU	3-4	5-6
UM	1-6	3-7

## 1979

MSU	6-1	6-4
UNR	5-2	8-4
NAU	3-4	7-4
WSU	3-4	3-8
UI	2-5	4-7
UM	2-5	3-7
ISU	0-7	0-11
BSU*	7-0	10-1

## 1978

NAU	6-0	8-2
MSU	4-2	8-2
UM	4-2	5-6
BSU	3-3	7-4
WSU	2-4	4-7
UI	2-4	2-9
ISU	0-6	2-9

## 1977

BSU	6-0	9-2
NAU	5-1	9-3
MSU	3-3	6-4
WSU	2-4	4-6
UI	2-4	3-8
ISU	2-4	3-8
UM	1-5	4-6

## 1976

MSU	6-0	12-1
UI	5-1	7-4
NAU	4-2	8-3
UM	3-3	4-6
BSU	2-4	5-5-1
WSU	1-5	2-9
ISU	0-6	1-9

## 1975

BSU	5-0-1	9-2-1
ISU	4-2	7-3
MSU	4-2	5-5
UM	3-3	6-4
UI	2-2-2	4-5-2
WSU	1-4-1	1-9-1
NAU	0-6	1-9

## 1974

BSU	6-0	10-2
MSU	4-2	7-3
UI	2-2-1	2-8-1
UM	2-3-1	3-6-1
NAU	2-3	3-6
ISU	2-4	5-5
WSU	1-5	4-7

## 1973

BSU	6-0	10-3
MSU	5-1	7-4
NAU	2-3	4-6
WSU	2-4	3-8
UM	2-4	4-6
ISU	0-6	2-9
UI*	3-2	4-7

## 1972

MSU	5-1	8-3
ISU	4-1	7-3
BSU	3-3	7-4
UM	3-3	3-8
UI	2-3	4-7
WSU	2-4	5-5
NAU	0-4	3-8

## 1971

UI	4-1	8-3
BSU	4-2	9-2
UM	3-2	6-5
WSU	3-2-1	7-2-1
ISU	2-3	6-4
NAU	1-3	5-5
MSU	0-5-1	2-7-1

## 1970

UM	5-0	10-1
ISU	3-2	5-5
WSU	3-3	5-5-1
BSU	2-2	8-3
UI	2-2	4-7
MSU	1-5	2-8
NAU	0-4	2-8

## 1969

UM	4-0	10-1
WSU	3-1	6-4
ISU	2-2	5-5
UI	1-3	2-8
MSU	0-4	1-8

## 1968

WSU	3-1	7-2
MSU	3-1	6-4
UI	3-1	5-5
ISU	1-3	4-5
UM	0-4	2-7

## 1967

MSU	4-0	7-3
WSU	2-2	6-4
UI	2-2	4-6
UM	2-2	7-3
ISU	0-4	1-9

## 1966

MSU	4-0	8-3
UI	3-1	4-6
WSU	2-2	6-3
ISU	1-3	3-6
UM	0-4	1-8

## 1965

WSU	3-1	8-1
UI	3-1	5-5
UM	2-2	4-6
ISU	1-3	3-5
MSU	1-3	3-7

## 1964

MSU	3-0	7-4
ISU	2-1	6-2
UM	1-2	3-6
WSU	0-3	2-6
UI	0-0	4-6

## 1963

ISU	3-1	5-3
UI	1-0	5-4
MSU	2-1	6-3
WSU	1-2	6-3
UM	0-3	1-9

# Bobcat Pro Gallery-NFL


## Stenerud Caps Impressive List of Bobcats in Pros

As time passes, Jan Stenerud's contributions to Montana State University, to the National Football League, and to the game of football, become even more impressive.

For instance, Stenerud was the first in what has become a tradition of outstanding Bobcat kicking specialists. He was the first foreign player to become an established star in the NFL. And, with his side-winding kicking technique which would become known as "soccer-style," he revolutionized the science of kicking.

Although he has been out of the game which he learned on the Montana State campus when he was a jumper on the MSU Ski Team for five years, the honors continue to pile up for Stenerud. He was named the NFL's Silver Anniversary All-Super Bowl Team, consisting of the players who have performed outstanding feats in pro football's title game, and was the first pure kicker inducted into the NFL Hall of Fame.

Stenerud was the most notable Bobcat to earn a living playing football, but not the first or last. Ed Ritt was the first Bobcat ever drafted into the NFL, joining St. Louis in the 12th round in 1956. Ron Warzeka was picked by San Francisco one round later.



Jan Stenerud



Bob Schmitz



Gary Gustafson



Jon Borchardt




Mark Fellows and Tex Sikora

## Bobcats in the NFL

Player	Last yr at MSU	Round	Team (League)	Years as Player
Ken Amato	1998	FA	NA	Tennessee (2003-present)
Bob Banaugh, DB	1971	12th	Minnesota	
Tony Boddie, RB	1982	NA	NA	Denver (1986-87)
Pat Bolton, K	1975	12th	Atlanta	
Jon Borchardt, OT	1979	3rd	Buffalo	Buffalo (1979-84) Seattle (1985-87)
Bob Cegelski, C	1962	13th	Minnesota	
Don Cosner, RB	NA	NA	NA	Chicago Cardinals (1936)
Stuart Dodds, FS/P	1980	7th	San Diego	
Ron East, DT	1967	NA	Dallas	Dallas (1967-70) San Diego (1971-73) Cleveland (1975) Atlanta (1976) Seattle (1977)
Mark Fellows, LB	1984	7th	San Diego	
Dane Fletcher, LB	2009	FA	New England	New England (2010-present)
Gary Gustafson, DE	1970	9th	Cincinnati	
Howard Hahn, OL	1968	20th	Washington	
Wayne Hammond, DT	1974	5th	Los Angeles	Denver (1976)
Randy Hickel, DB	1975	16th	Minnesota	
Sean Hill, CB	1994	7th	Miami	Miami (1994-96)
Jim Kalafat, LB	1987	FA	NA	Washington (1987 - strike season)
Bill Kollar, DT	1973	1st	Cincinnati	Cincinnati (1974-76) Tampa Bay (1977-81)
Steve Kracher, RB	1975	11th	Minnesota	
Sam McCullum, WR	1973	9th	Minnesota	Minnesota (1974-75, '82-83), Seattle (1976-81)
Mark McGrath, WR	1980	NA	NA	Seattle (1981) Washington (1983-85)
Mike McLeod, CB	1983	NA	Green Bay	Green Bay (1984-85)
Mike Person, OL	2010	7th	San Francisco	San Francisco (2011-present)
Ed Ritt, OT	1956	12th	St. Louis	
Larry Rubens, C	1982	NA	NA	Green Bay (1982-83) Chicago (1986)
Bob Schmitz, OG	1961	13th	Pittsburgh	Pittsburgh (1961-66) Minnesota (1966)
Jan Stenerud, K	1966	3rd	Atlanta	Kansas City (1967-79) Green Bay (1980-83), Minnesota (1984-85)
John Taylor, DT	2002	4th	Detroit	
Kirk Timmer, LB	1986	11th	NY Jets	Dallas (1987 - strike season)
Joey Thomas, CB	2004	3rd	Green Bay	Green Bay (2004-06), Dallas (2006-07), Miami (2008-)
Lee Washburn, OG	1977	12th	Dallas	
Corey Widmer, LB	1991	7th	NY Giants	NY Giants (1992-99)

# Bobcat Pro Gallery



Corey Widmer, New York Giants

Mike McLeod, Green Bay



Ron East

## Bobcats in the AFL

Player	Last yr at MSU	Round	Team (League)	Years as Player
Bob Cegelski, C	1962	13th	Denver	
Curt Farrier, DT	1963	10th	Kansas City	Kansas City (1963-65)
Cliff Hysell, OT	1966	20th	Denver	
Jan Stenerud, K	1966	3rd	Kansas City	Kansas City (1967-79) Green Bay (1980-83) Minnesota (1984-85)
Ron Warzeka, OT	1956	13th	San Francisco	Oakland (1960)

## Bobcats in the USFL

Tony Boddie, RB	1982	12th	Los Angeles	Los Angeles (1983-85)
Phil Bruneau, DT	1982	FA	NA	Oklahoma (1984) Arizona (1985)
Jim Kalafat, LB	1983	15th	San Antonio	San Antonio (1983)
Larry Rubens, C	1982	NA	NA	Memphis (1985)

## Bobcats in the WFL

Ron East, DT	1967	NA	Hawaii	Hawaii (1974)
--------------	------	----	--------	---------------

## Bobcats in the CFL

Reggie Carthon, CB	1993	FA	B.C.	B.C. (1994-99)
Les Kaminski	1982	NA	NA	Hamilton
Bob Lubig	1976	NA	NA	Calgary
Travis Lulay, QB	2009-	NA	NA	B.C. (2008)
Mike McCleod, WR	1979	NA	NA	Edmonton
Brian Strong	1982	NA	NA	Calgary
Al Wilson, DL	NA	NA	NA	B.C. (1972-86)
Harvey Wylie, RB	1955	NA	NA	Calgary

## Bobcats in the CFL Hall of Fame

### Al Wilson, OL

Al Wilson was elected to the CFL Hall of Fame on September 20, 1997, following a long career as an offensive lineman with British Columbia. The guard and center was awarded All-Western All-Star and All-Canadian All-Star honors for seven years, 1975-81. He was voted the Schenley Most Outstanding Offensive Lineman in 1977. He played in two Grey Cup games (1983 and 1985), and was a key member of B.C.'s 1985 championship team.

### Harvey Wylie, DB

Harvey Wylie was elected to the CFL Hall of Fame on May 24, 1980. The former Bobcat All-America was a standout defensive back and kick return specialist for nine years with Calgary. He played for the Stampeders from 1956-64, and for five straight years was an All-Western All-Star and twice was an All-Canadian All-Star.

## MVP

### Travis Lulay, QB, B.C. Lions

Montana State's all-time great quarterback posted a spectacular 2011 season for the B.C. Lions, earning regular season and Grey Cup MVP honors. He helped lead the Lions to the Grey Cup title.



Sam McCullum and Bill Kollar