

2011 Northern Colorado Football

Bears Weekly Release • October 18, 2011

GAME 8



#3 Montana State (6-1, 4-0 Big Sky) at Northern Colorado (0-7, 0-5 Big Sky)
Saturday, Oct. 15, 2011 • 1:35 pm
Nottingham Field (8,533) • Greeley, Colo.
Friends & Family Weekend

Television: Altitude Sports & Entertainment. Chris Marlowe (play-by-play), Scott Hastings (color analyst) and Maya Starks (sideline).

Radio: KFKA 1310 AM. Troy Coverdale (play-by-play) and Matt Priesmeyer (color analyst).

Video Streaming: http://b2tv.com/partner_members.asp?id=268

Live Stats: uncbears.com

Series: MSU, 16-10-1

Last Meeting: Oct. 23, 2010; MSU, 37-35

Coaches:

EARNEST COLLINS JR.

Northern Colorado Record: 0-7 (1st year)

Overall Record: 8-19 (3rd year)

vs Montana State: First Meeting

ROB ASH

Montana State Record: 35-19 (5th year)

Overall Record: 211-118-5 (32nd year)

vs Northern Colorado: 3-1

Quick Hits

- Against Big Sky Conference opponents, sophomore linebacker **Clarence Bumpas** has already record 74 tackles, which is the fourth-most for the Bears since joining the league in 2006. In 2008, Cristian Sarmento had 110 tackles in eight Big Sky games.
- Junior defensive back **Marcel Gibbons** recorded the 100th tackle of his career at Eastern Washington and now has 104. Junior linebacker **Cameron Friend** (98) and senior defensive back **Elliott Dorsey** (92) are also closing in on the century mark.
- Northern Colorado faces its second nationally-ranked opponent of the year as they host #3 Montana State on Saturday. The Bears are 10-16-1 all-time against the Bobcats and are 1-4 in Big Sky contests.
- Sophomore quarterback **Seth Lobato** threw for 408 yards on Saturday, the second-highest single game total in Northern Colorado history.
- In the first six games of the year, the Bears had 29 plays for 20-or-more yards. At Eastern Washington the team had 11 (7 passing plays, 4 kickoff returns).
- Junior **Dominic Gunn** leads the Big Sky Conference with a kickoff return average of 26.6. He already owns the school's career record with 1,326 yards.
- Senior wide receiver **Patrick Walker** caught 14 receptions at Eastern Washington, the second highest single-game total in UNC history. He moves within 36 of the career total of 177 receptions by Vincent Jackson (2001-04).
- Sophomore kicker **Dave Eden** is one of four kickers in the Big Sky Conference to have made all of his PAT kicks this season. Eden is 16-for-16 this year and 38-for-40 in his career.

NORTHERN COLORADO

Overall: 0-7 Big Sky: 0-5 Home: 0-3 Road: 0-4

Date	Opponent (Rank)	Score/Time	TV	Attend.
S 3	Lindenwood	L, 20-22	N/A	4,393
S 10	at Colorado State	L, 14-33	the mtn.	25,367
S 17	*at Idaho State	L, 20-50	N/A	6,350
S 24	*Weber State	L, 21-45	Altitude	5,692
O 1	*at Montana	L, 28-55	Max Media	25,919
O 8	*Sacramento State	L, 0-14	N/A	1,189
O 15	*at Eastern Washington	L, 27-48	SWX	8,742
O 22	*Montana State	1:35 pm	Altitude	--
O 29	North Dakota	1:35 pm	N/A	--
N 5	*at Northern Arizona	4:05 pm	FCS	--
N 12	*Portland State	12:05 pm	N/A	--

* indicates Big Sky Conference game

NORTHERN COLORADO LEADERS

RUSHING	CARRIES	Yds	TD	YPG
Quentin Hildreth	95	301	3	43.0
Dylan Orms	25	57	0	19.0
PASSING	COMP-ATT	Yds	TD	YPG
Seth Lobato	111-194	1213	8	202.2
Dylan Orms	11-25	103	0	34.3
Matt Baca	8-17	63	1	9.0
RECEIVING	CATCHES	Yds	TD	YPG
Patrick Walker	47	505	5	72.1
Chris Morris	30	286	2	40.9
SCORING	TD	FG	PAT	Pts
Dave Eden	0	6-8	16-16	34
Patrick Walker	5	0-0	0-0	30
TACKLES	TACKLES	TFL	SACKS	INT
Clarence Bumpas	28-60-88	5.0-14	1-7	0-0
Chuks Nweke	26-31-57	2.5-5	0-0	0-0
Marcel Gibbons	29-25-54	9.0-35	3-20	1-0

STATISTICAL COMPARISON

OFFENSE

BEARS		BOBCATS
63.3	Rushing/Game	212.9
2.2	Rushing/Att.	4.9
130-236-10	Passing	107-176-5
197.0	Passing/Game	231.9
260.3	Total/Game	444.7
4.2	Total/Att.	6.5
18.6	Scoring/Game	33.9

DEFENSE

BEARS		BOBCATS
153.1	Rushing/Game	120.7
3.8	Rushing/Att.	3.9
173-249-5	Passing	107-205-5
295.3	Passing/Game	179.9
448.4	Total/Game	300.6
5.9	Total/Att.	5.0
38.1	Scoring/Game	21.4

MONTANA STATE

Overall: 6-1 Big Sky: 4-0 Home: 3-0 Road: 2-1

Date	Opponent	Score/Time
S 3	at Utah	L, 10-27
S 10	UC Davis	W, 38-14
S 17	Minot State	W, 43-7
S 24	*at Eastern Washington	W, 17-14
O 1	*Sacramento State	W, 31-21
O 8	*at Portland State	W, 38-36
O 15	*Northern Arizona	W, 41-24
O 22	*at Northern Colorado	1:35 pm
O 29	*Idaho State	12:05 pm
N 5	*at Weber State	1:35 pm
N 19	*Montana	12:05 pm

MONTANA STATE LEADERS

RUSHING	CARRIES	Yds	TD	YPG
Cody Kirk	133	728	8	104.0
Tray Robinson	61	325	2	46.4
PASSING	COMP-ATT	Yds	TD	YPG
Denarius McGhee	104-170	1589	15	227.0
RECEIVING	CATCHES	Yds	TD	YPG
Elvis Akpla	30	618	8	88.3
Tanner Bleskin	19	275	2	39.3
John Ellis	13	207	1	29.6
SCORING	TD	FG	PAT	Pts
Jason Cunningham	-	11-15	28-29	61
Elvis Akpla	8	0-0	0-0	48
Cody Kirk	8	0-0	0-0	48
TACKLES	TACKLES	TFL	SACKS	INT
Jody Owens	28-26-54	7.0-35	3.0-26	0-0
Clay Bignell	17-24-41	0-0	0-0	0-0
C. Schreiber	18-20-38	5.0-24	3.0-17	0-0

Did You Know?

The Bears first-ever Big Sky Conference victory came against Montana State in 2007. The Bears won 16-13 on Oct. 27 on a last-second field goal when the Bobcats were ranked #19 in the nation.



University Information

Location Greeley, Colo.
 Founded 1889
 Enrollment 12,358
 Nickname Bears
 Colors Blue & Gold
 Athletics Website uncbears.com
 Institution Website unco.edu
 Stadium Nottingham Field
 Surface/Capacity Natural Grass/8,533
 Conference Big Sky
 President Kay Norton
 Director of Athletics Jay Hinrichs

Northern Colorado Football Staff

Head Coach Earnest Collins Jr
 Alma Mater ... Northern Colorado (1996)
 Record at NC 0-7 (first)
 Career Record 8-19 (third)
 Offensive Coordinator/OL Michael Armour
 S.T. Coordinator/D-Line James Jones
 Defensive Coordinator Zach Shay
 Recruiting Coordinator/WR... Keith Grable
 Quarterbacks Jon Boyer
 Linebackers Derrick Davison
 Running Backs/Ops Terrance Robinson
 Defensive Asst Mike Chacon
 Defensive Asst Jeff Peace
 Offensive Asst CJ Teply
 Undergraduate Asst Max Hewitt
 Video Coordinator Jason Shultz

Football Information

First Year of Football 1893
 All-Time Record 419-421-27
 National Championships 2 (1996, 1997)
 Post Season Appearances 9 (2002)
 2010 Record 3-8
 Offensive Formation Spread
 Defensive Formation 4-3
 Letterwinners Returning/Lost 34/18
 Offensive Starters Returning/Lost 6/4
 Defensive Starters Returning/Lost 5/6
 Specialists Returning/Lost 3/0
 Players Redshirted/Signed 13/17

Sports Information

Director (FB contact) Heather Kennedy
 Office Phone 970.351.1065
 Cell Phone 970.978.0675
 Assistant Director Scott Ward
 Office Phone 970.351.2522
 NC Ticket Office 970.351.4849
 Nottingham Press Box 970.351.1995

	Sunday	Monday	Tuesday	Wednesday	Thursday	Friday	Saturday
No coach/ player availability	No Practice	6-7 KFKA Head Coaches Show Palomino's	3-5:30 Practice (Coaches & Players Available)	10:30-12 Big Sky Coaches Call 3-5:30 Practice (Asst Coaches & Players Available)	3-5:30 Practice (Coaches & Players Available)	4 pm Walk-through (No coach/ player availability)	1:35 pm Kickoff vs Montana State

Game Eight

Northern Colorado will play against its second nationally-ranked opponent as they welcome #3 Montana State to town for a game televised by Altitude Sports & Entertainment. The Bobcats are 6-1 on the year with a perfect 4-0 mark in Big Sky action.

Against the Bobcats

Saturday will be the 28th meeting of the two Blue & Gold squads. Montana State holds a slight 16-10-1 advantage in the series and have won the last three. The last time the Bobcats were ranked and came to Greeley, the Bears won a thrilling 16-13 decision in the last seconds as Zak Bigelow made a 37-yard field goal for the team's first-ever Big Sky victory. Last year, MSU scored twice in the fourth quarter to hold on for a 37-35 win in Bozeman. The first-ever meeting between the teams in 1923 was the Bears' first Homecoming, but the Bobcats spoiled it, winning 49-12.

Montana State • 10-16-1
 4-10-1 Bozeman • 6-6 Greeley
 Largest Margin of Victory: 47, 1952
 Largest Margin of Defeat: 59, 1924
 Longest Winning Streak: 4
 Longest Losing Streak: 4, twice

N 24-23	Greeley	L, 12-49
O 25-24	Bozeman	L, 0-59
1926	Bozeman	L, 6-9
O 20-28	Bozeman	L, 2-6
O 27-34	Bozeman	W, 19-0
O 19-35	Greeley	W, 6-0
O 17-36	Bozeman	W, 13-0
O 8-37	Greeley	W, 33-26
N 24-38	Bozeman	T, 0-0
N 3-39	Greeley	W, 12-3
O 26-40	Bozeman	L, 0-7
O 17-41	Greeley	W, 7-6
O 26-46	Bozeman	L, 7-27
1947	Greeley	L, 13-32
O 13-50	Greeley	L, 7-18
O 13-51	Bozeman	W, 24-13
1952	Greeley	W, 47-0
O 10-53	Bozeman	L, 0-26
O 16-54	Greeley	L, 7-26
O 15-55	Bozeman	L, 7-29
O 12-56	Greeley	L, 0-13
S 27-03	Bozeman	W, 14-10
N 4-06	Bozeman	L, 10-13
O 27-07	Greeley	W, 16-13
N 1-08	Bozeman	L, 7-20
S 26-09	Greeley	L, 7-25
O 23-10	Bozeman	L, 35-37

2010 Montana State Recap

BOZEMAN, Mont. – Despite career-highs in offense from quarterback **Dylan Orms** and wide receiver Jace Davis, Northern Colorado lost another heartbreaker, falling 37-35 to No. 15 Montana State. Orms completed 19-of-34 passes for 344 yards and four touchdowns, hitting Davis eight times for 207 yards and two of the TDs. Davis' total yards is the 10th best in single-game school history and the Division I record for the Bears, while Orms' 344 yards is the 12th highest single-game total ever at Northern Colorado. The Bears also got a career-best 11 tackles from cornerback **Brandon Owens** and two sacks and a fumble recovery from senior linebacker John Eddy. Eddy's fumble recovery, the first of the season and third of his career, set up the Bears first touchdown of the day. Running back Andre Harris led the Bears on the ground with 66 yards and one touchdown.

Connect The Dots

Montana State has two players from Colorado on its roster in senior RB Orenzo Davis from Columbine HS and freshman DL Taylor Sheridan from Rock Canyon HS... Northern Colorado doesn't have any Montana players on its roster... Redshirt DB **Finnis Caldwell** and MSU OL Stephen Memory were teammates at Delta CC... Redshirt OL **Filipo Mose** and MSU DB James Nelson played together at Long Beach Poly HS. WR **Patrick Walker** also played there, but not at the same time.

Records vs the Bobcats

Since joining the Big Sky, the Bears and Bobcats have met five times. Following are some of the top marks against MSU that current players hold:

Most passing yards 344, Dylan Orms, 2010
 Most touchdown passes 4, Dylan Orms, 2010
 Longest pass completion 68, Dylan Orms, 2010
 Most extra points 5, Dave Eden, 2010
 Most punts 10, Cameron Kaman, 2009
 Most yards punting 458, Cameron Kaman, 2009
 Longest punt 56, Cameron Kaman, 2009
 Most kickoff returns 5, Dominic Gunn, 2010
 Kickoff return yards 115, Dominic Gunn, 2010
 Fumbles recovered (tied) 1, Marcus Felker, 2010



Scouting Montana State

After dropping its season opener to Utah, Montana State has rattled off six straight wins and is currently ranked third in the nation. The Bobcats lead the league in both scoring offense (33.9) and scoring defense (21.4) as well as total defense (299.9) and sacks (3.29). Sophomore quarterback Denarius McGhee ranks eighth in the nation in passing efficiency (162.93), while both Cody Kirk (104.00) and Elvis Akpla (88.29) rank 16th in the nation in rushing and receiving yards, respectively.

October 22

Northern Colorado is just 2-7 on Oct. 22 and has dropped the last six contests, dating all the way back to 1966. In home games, the Bears are 1-3, last playing in 2005 - where they lost 20-17 in overtime to Southern Utah.

1927	at Brigham Young	W, 21-7
1932	at Brigham Young	L, 2-20
1960	Colorado Mines	W, 20-12
1966	at Adams State	L, 10-20
1977	Northern Michigan	L, 20-24
1983	at North Dakota State	L, 21-34
1988	North Dakota State	L, 28-55
1994	Minnesota State	L, 28-41
2005	at Southern Utah	L, 17-20

Big Plays

In the first six games of the year, Northern Colorado recorded 29 plays for 20 or more yards. On Saturday at Eastern Washington, the Bears combined for 11 "big plays." Sophomore quarterback **Seth Lobato** completed seven passes greater than 20 yards, while the team also had four of its six kick-off returns go for over 20.

Rewriting The Books

Several career milestones were recorded Saturday at Eastern Washington that also established top marks in school history.

- Sophomore quarterback **Seth Lobato** threw for 408 yards, the second-most in school history, trailing only Nick Henkowski's 436 yards against North Dakota in 1983.
- Lobato also had 404 yards of total offense, which ties for the fourth-most. He ties Corte McGuffey from 1997 against South Dakota. Lobato's total is also second-most in Division I history, just two yards off Bryan Waggener's mark against Eastern Washington in 2008.
- Senior wide receiver **Patrick Walker** caught 14 passes, just one off the record of 15 by Vincent Jackson against Montana in 2004.

- Walker's 265 all-purpose yards tie for 8th and his 166 receiving yards tie for 18th.

Century Mark

Junior defensive back **Marcel Gibbons** became the third active player to record 100 career tackles and now has 104. Junior linebacker **Cameron Friend** (98) and senior defensive back **Elliott Dorsey** (92) are also closing in on the milestone. Senior defensive end **Nick Herson** leads active players with 127 stops, while senior safety **Chuks Nweke** has 123.

Did I Hear a Niner In There?

Senior wide receiver Patrick Walker needs to average nine receptions over the final four games of the year to tie the Northern Colorado career record for receptions of 177, held by Vincent Jackson (2001-04). Walker currently has 141 catches to rank fourth.

Career Pass Receptions

1.	Vincent Jackson (2001-04)	177
2.	Kim Boerema (1982-85)	168
3.	Cedric Tillman (1986-89)	165
4.	Patrick Walker (2008-11)	141

More On Walker

With his 166 receiving yards on Saturday at Eastern Washington, senior **Patrick Walker** climbed three spots into eighth on the career list and now has 1,727 receiving yards. Walker is on pace to become one of just five players in Northern Colorado history to surpass 2,000 yards.

Career Receiving Yards

1.	Vincent Jackson (2001-04)	3,548
2.	Cedric Tillman (1986-89)	2,507
3.	George Carroll (1999-02)	2,412
4.	Kim Boerema (1982-85)	2,293
5.	Keith Grable (1996-99)	1,966
6.	Eric Nelson (1999-02)	1,961
7.	Dillan Micus (1997-98)	1,734
8.	Patrick Walker (2008-11)	1,727

Gunn-ing It

Junior return specialist **Dominic Gunn** has 478 kickoff return yards in 2011 and is now ninth on the Northern Colorado single season lists. He needs 186 yards in the last four games (46.5 yards per game) to break the all-time mark of 663 by Johnny Watkins in 1984. Gunn finished the 2010 season with 654 yards for second on the all-time charts.

Around The Big Sky

Big Sky Standings

	Big Sky		Overall	
Montana State	4-0	1.000	6-1	.857
Montana	4-1	.800	5-2	.714
Weber State	3-1	.750	3-3	.500
Eastern Washington	3-2	.600	3-4	.429
Portland State	2-2	.500	3-3	.500
Sacramento State	2-2	.500	3-3	.500
Northern Arizona	1-3	.250	2-4	.333
Idaho State	1-4	.200	2-5	.286
Northern Colorado	0-5	.000	0-7	.000

Recent Results

Saturday, Oct. 15

- *#14 Montana 30, Portland State 24
- *#3 Montana State 41, Northern Arizona 24
- *Weber State 39, Idaho State 12
- *Eastern Washington 48, Northern Colorado 27

Upcoming Schedule

Saturday, Oct. 22	Time
Idaho State at BYU	1:05
*Montana State at Northern Colorado	1:35
*Montana at Northern Arizona	3:05
Southern Utah at Weber State	4:05
Willamette at Portland State	5:05
*Eastern Washington at Sacramento State	6:05

Wednesday Coaches Call

To take part in the call, please contact Jon Kasper at 801.392.1978 x-16 or by e-mail at jkasper@bigskyconference.org. Kasper will provide you with the call-in number and password.

Schedule

- 10:30 a.m. – Rob Ash, Montana State
- 10:38 a.m. – Ron McBride, Weber State
- 10:46 a.m. – Mike Kramer, Idaho State
- 10:54 a.m. – Robin Pflugrad, Montana
- 11:02 a.m. – Earnest Collins Jr, No. Colorado**
- 11:10 a.m. – Jerome Souers, Northern Arizona
- 11:18 a.m. – Nigel Burton, Portland State
- 11:26 a.m. – Marshall Sperbeck, Sac State
- 11:34 a.m. – Beau Baldwin, Eastern Washington
- 11:42 a.m. – Doug Fullerton (if needed)

Follow the Big Sky

- www.bigskyconf.com
- www.twitter.com/bigskyconf
- www.bigskyconference.blogspot.com
- www.facebook.com/bigskyconf

Follow Northern Colorado

- www.uncbears.com
- www.twitter.com/unc_bears
- www.facebook.com/unco.athletics



National Rankings

Sports Network/Fathead.com Poll

Team (1st-place votes)	Rec.	Pts	Prev. Rank
1. Georgia Southern (125)	6-0	3,871	1
2. Northern Iowa (18)	5-1	3,732	2
3. North Dakota State (9)	6-0	3,509	4
4. Montana State (2)	6-1	3,502	3
5. Wofford (3)	5-1	3,354	5
6. Appalachian State	4-2	2,957	6
7. Sam Houston State	6-0	2,808	10
8. Lehigh	6-1	2,795	8
9. Maine	5-1	2,481	12
10. Jacksonville State	5-1	2,480	11
11. James Madison	5-2	2,275	13
12. Montana	5-2	2,083	14
13. New Hampshire	4-2	2,062	6
14. William & Mary	4-3	1,882	16
15. Towson	5-1	1,795	17
16. Delaware	4-3	1,371	9
17. Indiana State	5-2	1,235	21
18. Richmond	3-3	843	20
19. Alabama State	6-1	768	24
20. North Dakota	4-2	747	23
21. Old Dominion	5-2	671	18
22. Massachusetts	4-2	668	NR
23. Jackson State	6-1	529	25
24. Norfolk State	6-1	511	NR
25. South Dakota	4-3	477	15

Others receiving votes: Texas State 217, Tennessee Tech 211, Liberty 150, Chattanooga 135, **Sacramento State 111**, Central Arkansas 109, San Diego 104, Harvard 98, Samford 93, McNeese State 79, Illinois State 41, **Weber State 36**, South Carolina State 30, **Eastern Washington 30**, Brown 23, Cal Poly 22, Albany 19, Coastal Carolina 17, Furman 16, Tennessee State 13, Elon 10, Alabama A&M 9, Jacksonville 8, Stony Brook 8, **Portland State 6**, South Alabama 4, North Carolina A&T 4, Southern Utah 3, Southern Illinois 3, Penn 3, Sacred Heart 2, Northwestern State 2, Murray State 1, Alcorn State 1, UT Martin 1.

FCS Coaches' Poll

Team (No. 1 Votes)	Rec.	Pts	Prev. Rank
1. Georgia Southern (27)	6-0	699	1
2. Northern Iowa (1)	5-1	666	2
3. Montana State	6-1	641	3
4. Wofford	5-1	612	4
5. North Dakota State	6-0	602	5
6. Appalachian State	4-2	530	7
7. Lehigh	6-1	503	9
8. Jacksonville State	5-1	479	10
9. Montana	5-2	458	11
10. Sam Houston State	6-0	457	12
11. James Madison	5-2	397	13
12. New Hampshire	4-2	377	6
13. Delaware	4-2	356	8
14. Maine	5-1	355	16
15. William & Mary	4-3	352	15
16. Indiana State	5-2	237	21
17. Towson	5-1	229	23
18. North Dakota	4-2	209	18
19. South Dakota	4-3	143	14
20. Jackson State	6-1	116	24
21. Richmond	3-3	81	25
22. Old Dominion	5-2	75	22
23. Tennessee Tech	4-2	66	19
24. McNeese State	3-3	53	17
25. Norfolk State	6-1	47	NR

Others receiving votes: Harvard 45; Alabama State 38; Massachusetts 32; Liberty 27; Alcorn State 20; Coastal Carolina 18; Chattanooga 17; Illinois State 16; Texas State 14; San Diego 13; **Sacramento State 12**; Jacksonville 11; South Dakota State 11; Southern Illinois 8; **Eastern Washington 7**; Youngstown State 7; Central Arkansas 6; Howard 6; Cal Poly 4; Albany 3; Brown 3.

Best in the Big Sky

Sophomore linebacker **Clarence Bumpas** has recorded double figures in tackles in all five Big Sky Conference games in 2011. Bumpas is averaging a league-best 12.57 tackles per game, which ranks fifth in the FCS. He is already fourth in Northern Colorado-Big Sky history with 74 stops.

Single Season Tackles - Big Sky Games Only

1. Cristian Sarmento (2008)	110
2. Cristian Sarmento (2007)	101
3. John Eddy (2010)	77
4. Clarence Bumpas (2011)	74
5. Matt King (2009)	73

Return Policy

In 2011, seven players have returned a kickoff for the Bears and all seven have a return of 10 or more yards. Freshman **Dimitri Stimpfil** had his first kickoff return at Eastern Washington, going 42 yards for the third-longest return of the year. The team has 17 kickoff returns for 20 or more yards.

Off The Field

Northern Colorado participated in several community service projects the week of Oct. 10. On Monday, sophomore linebacker **Clarence Bumpas**, freshman running back **Robert Holland**, freshman lineman **Sean Palinckx**, sophomore running back **Raymond Tonye** and sophomore tight end **Austin Wilbers**, along with assistant coach **Terrance Robinson** went to Monfort Elementary School to read with the third graders. On Wednesday at the Greeley Boys & Girls Club Pawl Unit from 6-8 p.m., several football players, along with members of the Student-Athlete Advisory Committee hosted a fun-filled event of basketball, relay races and soccer.

No Passes

For the third time in school history, an opponent had no passing yards. Sacramento State attempted just one pass in the game, but it was called back due to offensive pass interference. In both 1974 against Pittsburg State and 1976 against Cameron, the team had zero passing yards against the Bears.

Block That Punt

Freshman defensive tackle **Lexington Smith** blocked the team's first kick of the season. Smith blocked a punt in the first quarter against Sacramento State, the first since **Brandon Owens** blocked one at South Dakota on Oct. 30, 2010.

Return Record

Junior **Dominic Gunn** now owns the Northern Colorado career record in kickoff return yards. In 30 games Gunn has 1,326 yards, bettering the previous record of 1,262 by Johnny Watkins (1981-84). Gunn is one of only four players to record over 1,000 yards in his career at Northern Colorado.

Sacking the Quarterback

Freshman defensive tackle **Devontae Chapple** has five quarterback sacks in 2011, tied for the second-most in the Big Sky this season and already fourth on the school's single season Division I list.

1. 10.0	Cristian Sarmento	2008
2. 7.0	John Eddy	2007
3. 5.5	John Eddy	2009
4. 5.0	Devontae Chapple	2011
5.0	Nick Herson	2009

Going Streaking

Senior **Patrick Walker** had a career-best 14 receptions on Saturday, extending his streak of consecutive games with at least one catch to 17. Walker has also caught multiple passes in 15 of those 17 contests. The last time Walker didn't catch a pass was the 2010 season opener against Adam State, a game in which the Bears only attempted 16 passes.

Continuing Careers

Former Northern Colorado players Andre Harris (2009-10) and John Eddy (2006-10) have both recently signed professional contracts. Harris will play for the Colorado Ice of the IFL (Indoor Football League), while Eddy will play for the New Orleans VooDoo of the AFL (Arena Football League).

Student-Athlete Awards

Phil Steele's Preseason All-Big Sky

Lee Barbiasz, Second Team
 Nick Herson, Second Team
 Brandon Owens, Second Team



It's A Loss

A total of 17 different defensive players have recorded a tackle for loss this season. The Bears have 50 tackles for loss on the year, already 2/3 of the way to last year's Division I record of 75.

Scoop and Go

Northern Colorado already has three fumble returns in 2011 and the game at Montana marked the first game since 1998 the Bears had two in the same game. This year, the Bears have three returns for 28 yards. It is the most returns since the 1998 team had five. Senior **Chuks Nweke** also had a six-yard fumble return for a touchdown at Montana, the first since Korey Askew had a 28-yard TD return at Weber State in 2010. It was the fourth takeaway in Nweke's career, as he also has three interceptions, trailing only fellow seniors **Elliott Dorsey** (4 fr, 1 int) and **VJ Holmes** (4 fr, 1 int) on the active roster, who both have five.

Power Ratings

Northern Colorado's faculty athletic representative **Bob Heiny**, along with a group of other mathematical professors at NC, developed a football power ranking that takes into account win-loss percentage, point differentials for each game and strength of schedule. For several years, that ranking was done just for Division II, but they now include all NCAA football playing divisions. The rankings can be found at: <https://www.unco.edu/applications/FootballRatings/>.

Almost

Sophomore linebacker **Clarence Bumpas** tallied 19 tackles against Weber State, tied for the second-most in Northern Colorado FCS history with Cristian Sarmento (Northern Arizona, 2008). Sarmento also holds the record with 20 stops against Eastern Washington in 2007.

Pick-Six

Against Idaho State, senior defensive tackle **VJ Holmes** intercepted a pass and returned it 58 yards for a touchdown. It was the first interception of his career and he became the first defensive lineman since Mark Rodden at San Diego on Sept. 15, 2007 to score a touchdown for the Bears. Holmes is one of three players in the Big Sky this season to have scored a TD off an interception.

Double Trouble

Seven different defenders have recorded double figures in tackles 16 times this season. **Clarence Bumpas** has a streak of five straight games with over 10 stops.

Name	Tackles	Opponent
Clarence Bumpas	19	Weber State
	17	Sacramento State
	14	Montana
Elliott Dorsey	12	Eastern Washington
	12	Idaho State
Cameron Friend	16	Colorado State
	10	Eastern Washington
Marcel Gibbons	13	Weber State
	10	Lindenwood
Courtney Hall	12	Lindenwood
	10	Weber State
Chuks Nweke	12	Idaho State
	12	Weber State
Brandon Owens	11	Colorado State
	10	Sacramento State
	11	Idaho State

Century Rushing

Sophomore **Quentin Hildreth** became just the fifth running back at Northern Colorado during FCS play to rush for more than 100 yards, totaling 117 at Colorado State. Hildreth joins Andre Harris (5), Andre Wilson (5), Tyrone Wilson (1) and David Woods (4) on the 100+ rushing yard list. The number in parentheses is the times they accomplished 100-plus yards.

Captains Named

Head Coach Earnest Collins Jr announced Sr. OT **Lee Barbiasz**, Sr. DB **Elliott Dorsey**, Sr. DT **Marcus Felker**, Sr. QB **Dylan Orms** and Sr. WR **Patrick Walker** as team captains for the year in a vote by their teammates.

The Kaman Islands

Senior punter **Cameron Kaman** ranks second on the the active career leader list in the FCS in punting yards (9,019). He also ranks second in punts (228) and 10th in punts per game (5.8). Senior **Patrick Walker** also ranks 15th in catches, while junior **Dominic Gunn** is 17th in punt returns and 20th in punt return yards.

Coming Home

Northern Colorado hired an alumni to coach the football team for the first time in school history when **Earnest Collins Jr.** became the 16th football coach on Dec. 28, 2010. Four of the 11 coaches earned their bachelor's degrees from NC in Collins, quarterbacks coach **Jon Boyer** (2002), wide receivers coach **Keith Grable** (2000) and volunteer defensive line coach **Jeff Peace** (1994).

Northern Colorado Record When...

Overall Record	0-7
Home Record	0-3
Road Record	0-4
Day Games	0-5
Night Games	0-2
TV Games	0-4
Scoring First	0-1
Opponent Scoring First	0-6
Leading at the Half	0-2
Trailing at the Half	0-5
Tied at the Half	0-0
Leading after 3rd Quarter	0-1
Trailing after 3rd Quarter	0-6
Tied after 3rd Quarter	0-0
Overtime Games	0-0
Scoring less than 20 points	0-2
Scoring 20+ points	0-5
Scoring 30+ points	0-0
Scoring 40+ points	0-0
Allowing 10 points or less	0-1
Allowing 20 points or less	0-0
Allowing 21+ points	0-6
Rushing for less than 100 yards	0-5
Rushing for 100 or more yards	0-2
Rushing for 200 or more yards	0-0
Rushing for 300 or more yards	0-0
Passing for less than 200 yards	0-3
Passing for 200 or more yards	0-4
Passing for 300 or more yards	0-1
Totaling less than 300 yds offense	0-5
300 or more yards of total offense	0-2
400 or more yards of total offense	0-1
Allowing less than 100 yards rushing	0-1
Allowing 100 or more yards rushing	0-6
Allowing less then 300 yards offense	0-1
Allowing 300 or more yards offense	0-6
Having a 100-yard rusher	0-1
Opponent has a 100-yard rusher	0-2
No turnovers	0-1
Less than three turnovers	0-3
Three or more turnovers	0-3
No takeaways	0-1
1 or more takeaways	0-5
3 or more takeaways	0-1
More than 30:00 of possession	0-2
30:00 or less of possession	0-5

Wins vs. Losses (by Average)

Category	Wins	Losses
Points Scored	0	18.6
Total Offense	0	260.3
First Downs	0	13.6
Rushing Yards	0	63.3
Passing Yards	0	197.0
Time of Possession	0	26:20
3rd Down Conversion	0	29.0%
Points Allowed	0	38.1
Yards Allowed	0	448.4
Rushing Yards Allowed	0	153.1
Passing Yards Allowed	0	295.3
Opp 3rd Down Conv.	0	39.0%



Earnest Collins Jr.

Northern Colorado, 1996

Record at NC: 0-7, 1st Year

Overall Record: 8-19, 3rd Year

Earnest Collins, Jr., the University of Northern Colorado single-season school record holder for punt return yards and a former assistant coach for the Bears, has been named the next head football coach, director of athletics Jay Hinrichs announced Dec. 28, 2010.

Collins becomes the 16th football coach in school history and the first to return to his alma mater to serve as head coach. In 1996, Collins received his bachelor's degree in kinesiology from Northern Colorado after playing for the Bears from 1991-94, where he amassed 978 punt return yards, then the school record and still second all-time. His 497 punt return yards from his senior season are still atop the school's leader board.

Collins inherits a team with 34 returning lettermen, including 14 starters that posted a 3-8 record in 2010 and finished seventh in the Big Sky standings. He has remained an active member of the Blue & Gold Club and is also a member of the NCAA Minority Opportunities and Interest Committee.

After a stellar career at Northern Colorado, where he lettered every season from 1991 through 1994 and earned all-conference honors in 1994, Collins spent 1996-99 at Northwest Missouri State as the secondary and assistant special teams coach, helping the Bearcats to the 1998 and 1999 NCAA Division II National Championships. In both seasons, Collins and the Bearcats got the best of the Bears in

EARNEST COLLINS JR. TIMELINE	
1990-94	Northern Colorado student-athlete
1995	Northern Colorado student-asst coach
1996-99	NW Missouri St. secondary/asst special teams coach
2000-02	Northern Colorado secondary/special teams coach
2003-06	Kansas special teams coordinator/cornerbacks coach
2007	Central Florida secondary coach
2008	Alcorn State assoc. head coach/defensive coordinator
2009-10	Alcorn State head coach
2010-	Northern Colorado head coach

the playoffs, winning the quarterfinals in 1998 in Maryville (42-17) and then winning the 1999 semifinals at Nottingham Field (41-35).

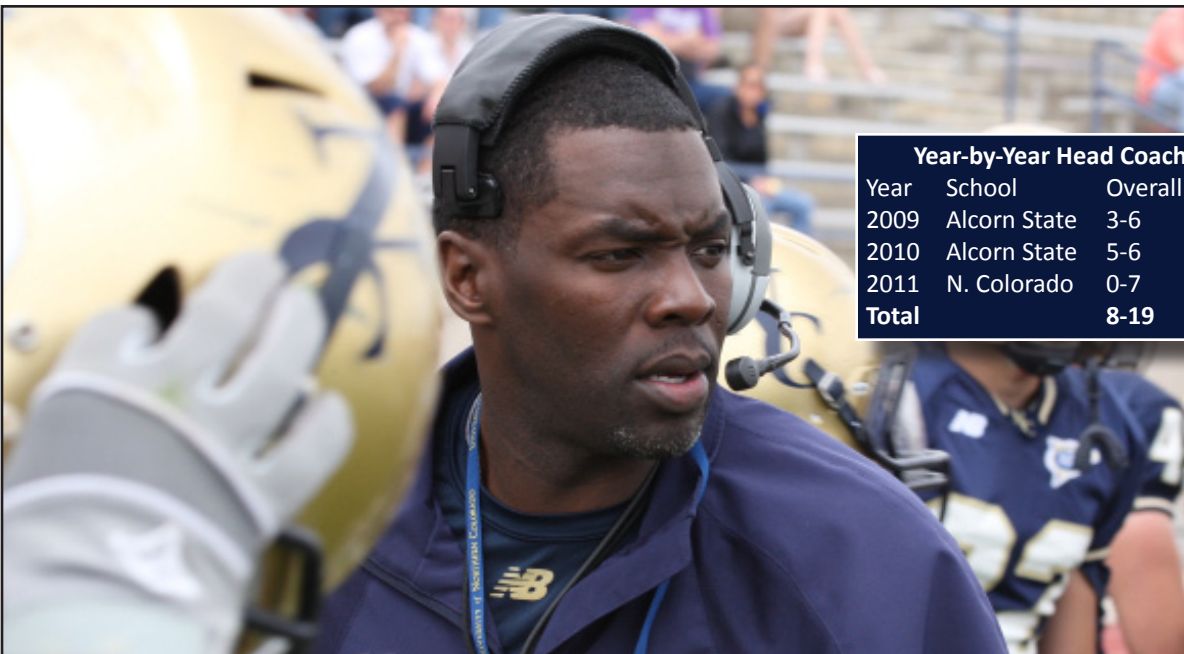
From 2000-03, Collins returned to Greeley where he served as the secondary and special teams coach. In 2002, the Bears reached the NCAA Division II Semifinals and had the top-ranked defense in the North Central Conference (NCC) and No. 8 defense among Division II (249.8 yards per game).

After his second coaching stint with UNC, Collins became the special teams and cornerbacks coach at Kansas from 2003-06. The Jayhawks advanced to two bowl games and he coached a pair of All-Americans in the defensive backfield.

He spent 2007 at Central Florida before heading to Alcorn State in 2008 as the associate head coach. In 2009, he was elevated to head coach at Alcorn State.

In two years at the helm of Alcorn State, the Braves went 8-12 with significant signs of improvement. Alcorn State ranked 30th in FCS (of 117 teams) in scoring offense in 2010, averaging 29.64 points per game. The Braves also ranked 19th in the country in turnover margin (0.73) and were 8th in punt returns (15.28 yards per return).

Collins and his wife Tabatha have two daughters, Tayler and Marci.



Year-by-Year Head Coaching Record			
Year	School	Overall	Postseason
2009	Alcorn State	3-6	--
2010	Alcorn State	5-6	--
2011	N. Colorado	0-7	--
Total		8-19	



Northern Colorado Depth Chart

Offense

X-WR	#18 #3	Chris Morris, Jr, 6-2, 194, Burbank, Calif. Dimitri Stimpfil, Fr, 5-8, 170, Homestead, Fla.
H-WR	#1 #2	Patrick Walker, Sr, 5-8, 181, Long Beach, Calif. Marcell Peoples, Fr, 5-7, 169, Corona, Calif.
Z-WR	#16 #3	Dominic Gunn, Jr, 5-11, 175, Aurora, Colo. Dimitri Stimpfil, Fr, 5-8, 170, Homestead, Fla.
TE	#84 #88	Doug Steele, Jr, 6-3, 255, Tucson, Ariz. Cameron Stewart, So, 6-4, 239, Eaton, Colo.
OT	#77 #72	Nick Candler, Jr, 6-5, 286, Boulder, Colo. Rick Aversano, Jr, 6-2, 272, Santa Clarita, Calif.
OG	#57 #67	Jake Solomon, Jr, 6-4, 332, Gilbert, Ariz. Amal Gumbs, Sr, 6-3, 301, Denver, Colo.
C	#65 #64	Alex Shapiro, Sr, 6-2, 289, Englewood, Colo. Zak Thrall, So, 6-3, 286, Eagle, Colo.
OG	#72 #71	Rick Aversano, Jr, 6-2, 272, Santa Clarita, Calif. Chris Anderson, Jr, 6-4, 290, Valencia, Calif.
OT	#76 #69	Lee Barbiasz, Sr, 6-7, 306, Milford, N.H. Jake Schalamon, Jr, 6-3, 246, Boulder, Colo.
QB	#9 #5 or #10	Seth Lobato, So, 6-5, 221, Eaton, Colo. Dylan Orms, Sr, 6-1, 198, Wheat Ridge, Colo. Matt Baca, Jr, 6-0, 208, Chino Hills, Calif.
TB	#33 #31	Quentin Hildreth, So, 5-7, 200, Aurora, Colo. John Burnley, Jr, 6-0, 208, Colorado Springs, Colo.
FB	#35 #45	Andrew Downing, Sr, 5-9, 256, Greeley, Colo. Matt Gackle, Fr, 5-11, 242, Colorado Springs, Colo.

Defense

LE	#97 #99	Nick Hernon, Sr, 6-1, 213, Castle Rock, Colo. Marcus Lucas, Jr, 6-3, 235, Aurora, Colo.
NG	#63 #94	Marcus Felker, Sr, 6-0, 368, Thornton, Colo. Lexington Smith, Fr, 6-2, 294, Denver, Colo.
RT	#95 #44	VJ Holmes, Sr, 6-3, 260, Colorado Springs, Colo. Dylan Kildahl, Jr, 6-4, 259, Ault, Colo.
RE	#91 #48	Devontae Chapple, Fr, 6-5, 259, Denver, Colo. Ryan Holmes, So, 6-1, 227, Scottsdale, Ariz.
SLB	#47 #46	Clay Haverty, So, 6-1, 198, Windsor, Colo. Conor Sparacio, So, 6-1, 228, Aurora, Colo.
MLB	#56 #49	Clarence Bumpas, So, 6-2, 244, Colo. Springs, Colo. Gavin Miller, So, 6-2, 227, Greeley, Colo.
WLB	#51 #27	Cameron Friend, Jr, 5-11, 223, Denver, Colo. Robert Davis, Fr, 6-1, 205, Aurora, Colo.
CB	#9 #11	Brandon Owens, Sr, 6-0, 179, Bakersfield, Calif. Courtney Hall, Fr, 5-7, 162, Pompano Beach, Fla.
FS	#26 #30	Elliott Dorsey, Sr, 5-11, 202, Oakland, Calif. Jordan Bible, Jr, 5-8, 191, Aurora, Colo.
SS	#6 #42	Chuks Nweke, Sr, 6-1, 203, Colo. Springs, Colo. Kyle Griffin, Fr, 6-2, 198, Arvada, Colo.
CB	#32 #23	Marcel Gibbons, Jr, 5-11, 193, Colo. Springs, Colo. Colby Riggins, Jr, 5-10, 183, Littleton, Colo.

Special Teams

P	#37 #38	Cameron Kaman, Sr, 5-10, 163, Overland Park, Kan. Dave Eden, So, 5-11, 178, Westminster, Colo.
K	#38	Dave Eden, So, 5-11, 178, Westminster, Colo.
or	#40	Mason Puckett, Jr, 5-11, 201, Mililani, Hawai'i
H	#10	Matt Baca, Jr, 6-0, 208, Chino Hills, Calif.
SS	#69	Jake Schalamon, Jr, 6-3, 246, Boulder, Colo.
LS	#84 #69	Doug Steele, Jr, 6-3, 255, Tucson, Ariz. Jake Schalamon, Jr, 6-3, 246, Boulder, Colo.
KOR	#16 #1 #33 #3	Dominic Gunn, Jr, 5-11, 175, Aurora, Colo. Patrick Walker, Sr, 5-8, 181, Long Beach, Calif. Quinten Hildreth, So, 5-7, 200, Aurora, Colo. Dimitri Stimpfil, Fr, 5-8, 170, Homestead, Fla.
PR	#16 #1	Dominic Gunn, Jr, 5-11, 175, Aurora, Colo. Patrick Walker, Sr, 5-8, 181, Long Beach, Calif.

Pronunciation Guide

3 - DIMITRI STIMPFIL	Dih-mee-tree Stim-full
6 - CHUKS NWEKE	Chewks Wake-ay
7 - FINNIS Caldwell	Fine (like wine)-es
9 - Seth LOBATO	Lah-bah-doh
13 - AISEA VAVE	Eye-zay-ah Vah-vey
28 - Anthony KERELUK	Cur-lick
29 - JAQUEAL Walker	Jah-keel
44 - Dylan KILDAHL	kill-doll
46 - Conor SPARACIO	Spuh-raw-chee-oh
73 - Nick URBANIACK	Ur-ban-ee-ack
74 - Sean PALINCKX	Pal-ih-nix
75 - Filipino MOSE	mow (the lawn) - zay
76 - Lee BARBIASZ	Bar-bye-az
86 - Derek VANDER VELDE	Van-der-vell-dee
92 - Chris URBANIACK	Ur-ban-ee-ack



2011 Rosters (as of September 13, 2011)

<u>No.</u>	<u>Name</u>	<u>Pos.</u>	<u>Ht.</u>	<u>Wt.</u>	<u>Cl.</u>	<u>Exp.</u>	<u>Hometown (Last School/High School)</u>	<u>ALPHABETICAL</u>
1	Patrick Walker	WR	5-8	181	Sr.	3V	Long Beach, Calif. (Long Beach Poly)	71 Chris Anderson OL
2	Marcell Peoples	WR	5-7	169	Fr.	RS	Corona, Calif. (Santiago)	72 Rick Aversano OL
3	Dimitri Stimpfil	WR	5-8	170	Fr.	HS	Homestead, Fla. (South Dade Senior)	10 Matt Baca QB
4	AJ Moosa	DB	6-1	202	Jr.	SQ	Los Angeles, Calif. (San Jose CC/Cleveland)	76 Lee Barbiasz OT
5	Dylan Orms	QB	6-1	198	Sr.	3V	Wheat Ridge, Colo. (HS)	30 Jordan Bible S
6	Chuks Nweke	S	6-1	203	Sr.	3V	Colorado Springs, Colo. (Cheyenne Mountain)	55 Brandan Boyle LB
7	Finnis Caldwell	DB	5-11	177	Jr.	JC	Stockton, Calif. (Delta CC/Edison)	56 Clarence Bumpas LB
8	James Davis	DB	5-10	175	Fr.	HS	Miami, Fla. (Miami Northwestern)	31 John Burnley RB
9	Seth Lobato	QB	6-5	221	So.	SQ	Eaton, Colo. (Colorado/HS)	7 Finnis Caldwell DB
9	Brandon Owens	DB	6-0	179	Sr.	1V	Bakersfield, Calif. (Colorado State/Ridgeview)	77 Nick Candler OT
10	Matt Baca	QB	6-0	208	Jr.	SQ	Chino Hills, Calif. (Ayala)	54 Dominique Ceja DT
11	Courtney Hall	DB	5-7	162	Fr.	HS	Pompano Beach, Fla. (Blanche Ely)	91 Devontae Chapple DE
12	Tim Tancik	QB	5-9	184	So.	SQ	Denver, Colo. (Mullen)	21 Isiah Cooper ATH
13	Aisea Vave	LB	6-3	258	Jr.	JC	Kahalui, Hawai'i (Mesa CC/Meridian HS(Idaho))	8 James Davis DB
16	Dominic Gunn	WR	5-11	175	Jr.	1V	Aurora, Colo. (Rangeview)	27 Robert Davis DB
17	Stephen Fields	DB	5-9	163	Fr.	TR	Cedar Hills, Texas (Alcorn State/Cedar Hills)	22 David Deans RB
18	Chris Morris	WR	6-2	194	Jr.	2V	Burbank, Calif. (John Burroughs)	26 Elliott Dorsey DB
19	Dajuan Mack	WR	6-1	214	So.	SQ	Lakewood, Colo. (Fort Hays State/Bear Creek)	35 Andrew Downing FB
20	CJ Glenn	DB	6-1	197	So.	1V	Windsor, Colo. (HS)	38 Dave Eden K/P
21	Isiah Cooper	ATH	5-8	156	Fr.	HS	Bowling Green, Ky. (Denver Montbello)	87 Trevor Evanson WR
22	David Deans	RB	5-11	216	Sr.	SQ	Natchitoches, La. (Western St./Roy J Wasson)	63 Marcus Felker DT
23	Colby Riggins	CB	5-10	183	Sr.	3V	Littleton, Colo. (Mullen)	17 Stephen Fields DB
24	Garett Lieber	LB	6-1	230	Fr.	RS	Orange, Calif. (Orange Lutheran)	51 Cameron Friend LB
26	Elliott Dorsey	DB	5-11	202	Sr.	1V	Oakland, Calif. (C.C. of San Francisco/Berkeley)	45 Matt Gackle FB
27	Robert Davis	DB	6-1	205	Fr.	RS	Aurora, Colo. (Overland)	52 Ryan Gackle LB
28	Anthony Kereluk	RB	5-9	203	Fr.	RS	Phoenix, Ariz. (Desert Vista)	32 Marcel Gibbons S
29	JaQueal Walker	LB	6-1	200	Fr.	HS	Plaquemine, La. (Newman Smith {TX})	50 Cody Gilmore OL
30	Jordan Bible	S	5-8	191	Jr.	2V	Aurora, Colo. (Cherokee Trail)	20 CJ Glenn DB
31	John Burnley	RB	6-0	208	Jr.	1V	Colorado Springs, Colo. (Palmer)	42 Kyle Griffin DB
32	Marcel Gibbons	S	5-11	193	Jr.	2V	Colorado Springs, Colo. (Mesa Ridge)	67 Amal Gumbs OL
33	Quentin Hildreth	RB	5-7	200	So.	TR	Aurora, Colo. (Colorado/Denver East)	16 Dominic Gunn WR
34	Willie Saunders	RB	5-9	165	Fr.	HS	Colorado Springs, Colo. (Sierra)	11 Courtney Hall DB
35	Andrew Downing	FB	5-9	256	Sr.	3V	Greeley, Colo. (Greeley West)	54 Hawk Hanoa OL
36	Robert Holland	RB	5-11	196	Fr.	HS	Golden, Colo. (HS)	47 Clay Haverty LB
37	Cameron Kaman	P	5-10	163	Sr.	3V	Overland Park, Kan. (Blue Valley)	58 Matt Heppard LB
38	Dave Eden	K/P	5-11	178	So.	1V	Westminster, Colo. (Standley Lake)	97 Nick Herson DE
39	Ernest Marshall	RB	5-9	212	Fr.	HS	Oakland, Calif. (McClymonds)	33 Quentin Hildreth RB
40	Mason Puckett	K	5-11	201	Jr.	2V	Mililani, Hawai'i (Aiea)	36 Robert Holland RB
42	Kyle Griffin	DB	6-2	198	Fr.	HS	Arvada, Colo. (Ralston Valley)	48 Ryan Holmes DE
43	Taylor Young	LB	6-2	195	Fr.	HS	Colorado Springs, Colo. (C.S. Christian)	95 VJ Holmes DE
44	Dylan Kildahl	DL	6-4	259	Jr.	2V	Ault, Colo. (Wyoming/Highland)	37 Cameron Kaman P
45	Matt Gackle	FB	5-11	242	Fr.	RS	Colorado Springs, Colo. (The Classical Academy)	28 Anthony Kereluk RB
46	Conor Sparacio	LB	6-1	228	So.	1V	Aurora, Colo. (Smoky Hill)	44 Dylan Kildahl DL
								83 Sean Leslie WR



2011 Rosters (as of September 13, 2011)

No.	Name	Pos.	Ht.	Wt.	Cl.	Exp.	Hometown (Last School/High School)	ALPHABETICAL
47	Clay Haverty	LB	6-1	198	So.	SQ	Windsor, Colo. (HS)	24 Garrett Lieber LB
47	Austin Wilbers	TE	6-2	242	So.	SQ	Englewood, Colo. (Cherry Creek)	9 Seth Lobato QB
48	Ryan Holmes	DE	6-1	227	So.	SQ	Scottsdale, Ariz. (Chaparral)	99 Marcus Lucas DE
49	Gavin Miller	LB	6-2	227	So.	1V	Greeley, Colo. (Greeley West)	19 Dajuan Mack WR
50	Cody Gilmore	OL	6-2	294	Jr.	2V	Aurora, Colo. (Grandview)	39 Ernest Marshall RB
51	Cameron Friend	LB	5-11	223	Jr.	2V	Denver, Colo. (Mullen)	62 Jonathan Martin DL
52	Ryan Gackle	LB	6-1	234	Fr.	HS	Colorado Springs, Colo. (The Classical Academy)	85 Darin McDonald TE
53	Curtis Truett	LB	6-0	206	So.	SQ	Aurora, Colo. (Smoky Hill)	49 Gavin Miller LB
54	*Dominique Ceja	DT	5-10	290	Sr.	2V	Centennial, Colo. (Grandview)	98 Sawyere Monson DL
54	Hawk Hanoa	OL	6-0	253	Fr.	HS	Honolulu, Hawai'i (Kamehameha)	4 AJ Moosa DB
55	Brandan Boyle	LB	6-1	219	Fr.	HS	Boulder, Colo. (Fairview)	18 Chris Morris WR
56	Clarence Bumpas	LB	6-2	244	So.	TR	Colorado Springs, Colo. (Kansas State/Sierra)	75 Filipino Mose OT
57	Jake Solomon	OL	6-4	332	Jr.	JC	Gilbert, Ariz. (Mesa CC/Mesquite)	6 Chuks Nweke S
58	*Matt Heppard	LB	6-1	219	Jr.	1V	Greenwood Village, Colo. (Cherry Creek)	5 Dylan Orms QB
59	*Chris Sanchez	LB	6-3	205	Fr.	HS	Arvada, Colo. (Arvada West)	9 Brandon Owens DB
62	Jonathan Martin	DL	5-10	252	Sr.	1V	Colorado Springs, Colo. (U. of Mary/Rampart)	74 Sean Palinckx OL
63	Marcus Felker	DT	6-0	368	Sr.	1V	Thornton, Colo. (Wyoming/HS)	79 Conor Pawlak OL
64	Zak Thrall	OL	6-3	286	So.	SQ	Eagle, Colo. (Eagle Valley)	2 Marcell Peoples WR
65	Alex Shapiro	C/OG	6-2	289	Sr.	3V	Englewood, Colo. (Cherry Creek)	40 Mason Puckett K
67	Amal Gumbs	OL	6-3	301	Sr.	3V	Denver, Colo. (Kent Denver)	89 Christian Remmo TE
69	Jake Schalamon	OL	6-3	246	Jr.	2V	Boulder, Colo. (Fairview)	23 Colby Riggins CB
71	Chris Anderson	OL	6-4	290	Jr.	JC	Valencia, Calif. (Santa Barbara CC/Hart)	59 Chris Sanchez LB
72	Rick Aversano	OL	6-3	272	Jr.	1V	Santa Clarita, Calif. (Santa Barbara CC/Hart)	34 Willie Saunders RB
73	Nick Urbaniak	OL	6-3	247	Jr.	SQ	Colorado Springs, Colo. (Palmer)	69 Jake Schalamon OL
74	Sean Palinckx	OL	6-7	305	Fr.	HS	Parker, Colo. (Ponderosa)	65 Alex Shapiro C/OG
75	Filipo Mose	OT	6-6	330	Fr.	HS	Long Beach, Calif. (Long Beach Poly)	94 Lexington Smith DL
76	Lee Barbiasz	OT	6-7	306	Sr.	3V	Milford, N.H. (Kent Prep)	57 Jake Solomon OL
77	Nick Candler	OT	6-5	286	Jr.	1V	Boulder, Colo. (HS)	46 Conor Sparacio LB
79	Conner Pawlak	OL	6-2	308	Fr.	RS	Glenwood Springs, Colo. (HS)	84 Doug Steele TE
80	Denzel Washington	WR	6-5	176	Fr.	HS	Littleton, Colo. (HS)	88 Cameron Stewart TE
83	Sean Leslie	WR	6-3	192	Fr.	HS	Arvada, Colo. (Arvada West)	3 Dimitri Stimpfil WR
84	Doug Steele	TE	6-3	255	Jr.	1V	Tucson, Ariz. (Pima CC/Canyon Del Oro)	12 Tim Tancik QB
85	*Darin McDonald	TE	6-1	228	Jr.	1V	Greenwood Village, Colo. (Wyoming/Cherry Creek)	64 Zak Thrall OL
86	Derek Vander Velde	WR	6-4	193	Fr.	HS	Littleton, Colo. (Dakota Ridge)	53 Curtis Truett LB
87	Trevor Evanson	WR	6-4	200	Fr.	HS	Golden, Colo. (HS)	92 Chris Urbaniak DE
88	Cameron Stewart	TE	6-4	239	So.	RS	Eaton, Colo. (HS)	73 Nick Urbaniak OL
89	Christian Remmo	TE	6-4	254	Fr.	HS	Loveland, Colo. (Fairview)	86 Derek Vander Velde WR
91	Devontae Chapple	DE	6-5	259	Fr.	RS	Denver, Colo. (Northglenn)	13 Aisea Vave LB
92	Chris Urbaniak	DE	6-4	242	Fr.	HS	Colorado Springs, Colo. (Palmer)	29 Jaqueal Walker LB
94	Lexington Smith	DL	6-2	294	Fr.	RS	Denver, Colo. (Denver East)	1 Patrick Walker WR
95	VJ Holmes	DT	6-3	260	Sr.	3V	Colorado Springs, Colo. (Doherty)	80 Denzel Washington WR
97	Nick Hernon	DE	6-1	213	Sr.	3V	Castle Rock, Colo. (Douglas County)	47 Austin Wilbers TE
98	Sawyere Monson	DL	6-4	229	Fr.	RS	Aurora, Colo. (Cherokee Trails)	43 Taylor Young LB
99	Marcus Lucas	DE	6-3	235	Jr.	2V	Aurora, Colo. (Rangeview)	

* - Will miss the 2011 season



The Last Time...

A game ended in a tie...

Sept. 11, 1982, 13-13 vs Abilene Christian

NC won at home...

Sept. 18, 2010, 35-21 vs Idaho State

NC won on the road...

Nov. 13, 2010, 35-30 at Portland State

NC beat a ranked team...

Oct. 27, 2007, 16-13 vs #19 Montana State

NC did not score a touchdown...

Oct. 8, 2011, 0-14 vs Sacramento State

A shutout was recorded...

NC: Sept. 4, 2010, 54-0 vs Adams State

Opp: Oct. 8, 2011, 0-14 vs Sacramento St.

Won an overtime game...

NC: Oct. 12, 2002, 27-21 vs St. Cloud State

Opp: Sept. 11, 2010, 50-47 (4) at #20 Weber State

A player scored 3 or more touchdowns in a game...

NC: Andre Harris (3) vs Adams State, Sept. 4, 2010 (54-0)

Opp: Shaydon Kehano (3) vs Weber State, Sept. 24, 2011 (21-45)

A player scored 4 or more touchdowns in a game...

NC: Adam Matthews (4) vs Adams State, Oct. 25, 2003 (55-14)

Opp: Jonathan Dally (4) at #24 Cal Poly, Sept. 29, 2007 (21-56)

A player scored 5 or more touchdowns in a game...

NC: None

Opp: Joe Ruben (5) at Portland State, Sept. 24, 2005

A kickoff was returned for a TD...

NC: Dominic Gunn (94 yds) at #16 Montana, Oct. 1, 2011 (28-55)

Opp: Jesse Hoffman (97 yds) vs #12 Eastern Washington, Oct. 16, 2010 (28-35)

A punt was returned for a TD...

NC: Vincent Jackson (79 yds) vs North Dakota State, Oct. 27, 2001 (17-13)

Opp: Jabin Sambrano (43 yds) at #16 Montana, Oct. 1, 2011 (28-55)

A punt was blocked...

NC: Lexington Smith vs Sacramento State, Oct. 8, 2011 (0-14)

Opp: Caldwell Taylor vs Weber State, Sept. 24, 2011 (21-45)

A blocked punt was returned for a TD...

NC: Matt West (5 yds) at #23 Texas State, Sept. 16, 2006 (14-13)

Opp: Randy Peterson (3 yds) at Sacramento State, Oct. 9, 2010 (7-42)

A field goal was blocked...

NC: Quincy Wofford vs Sacramento State, Nov. 10, 2007 (17-20)

Opp: Robbie Diamond at #20 Weber State, Sept. 11, 2010 (47-50)

A PAT was blocked...

NC: John Eddy vs #12 Montana, Oct. 2, 2010 (7-30)

Opp: K. Jones at FBS #23 Hawai'i, Sept. 1, 2007 (6-63)

An interception was returned for a TD...

NC: VJ Holmes (58 yds) at Idaho State, Sept. 17, 2011 (20-50)

Opp: Ryan Coleman (94 yds) at Idaho State, Sept. 17, 2011 (20-50)

A fumble was returned for a TD...

NC: Chuks Nweke (6 yds) at #16 Montana, Oct. 1, 2011 (28-55)

Opp: David Coleman (5 yds) at Sacramento State, Oct. 9, 2010 (7-42)

A safety was recorded...

NC: vs Idaho State, Oct. 11, 2008 (29-9)

Opp: at Colorado State, Sept. 10, 2011 (14-33)

A player scored on a two-point conversion...

NC: Andre Harris rush vs Sacramento State, Nov. 7, 2009 (35-38)

Opp: Bo Bolen reception at #20 Weber State, Sept. 11, 2010 (47-50)

A team had 30 or more first downs in a game...

NC: 31 vs New Mexico Highlands, Aug. 30, 2003 (72-13)

Opp: 37 at Idaho State, Sept. 17, 2011 (20-50)

A team had 10 or fewer first downs in a game...

NC: 5 vs Sacramento State, Oct. 8, 2011 (0-14)

Opp: 7 vs Sacramento State, Oct. 8, 2011 (0-14)

A team rushed for less than 100 yards in a game...

NC: 17 at Eastern Washington, Oct. 15, 2011 (27-48)

Opp: -9 at Idaho State, Sept. 17, 2011 (20-50)

Two teams combined to rush for less than 100 yards in a game...

NC: 47 at Idaho State, Sept. 17, 2011

Opp: -9 at Idaho State, Sept. 17, 2011 (20-50)

A team rushed for 300 or more yards in a game...

NC: 446 vs Adams State, Oct. 25, 2003 (55-14)

Opp: 328 at FBS #25 Kansas, Sept. 5, 2009 (3-49)

A team rushed for 400 or more yards in a game...

NC: 446 vs Adams State, Oct. 25, 2003 (55-14)

Opp: 416 at #24 Cal Poly, Sept. 29, 2007 (21-56)

A player rushed for more than 50 yards on a carry...

NC: Quentin Hildreth (66 yds) at Colorado State, Sept. 10, 2011 (14-33)

Opp: Taiwan Jones (73 yds) vs #12 Eastern Washington, Oct. 16, 2010 (28-35)

A player rushed for 100 yards or more in a game...

NC: Quentin Hildreth (117 yds) at Colorado State, Sept. 10, 2011 (14-33)

Opp: Bryan Hilliard (106 yds) vs Sacramento State, Oct. 8, 2011 (0-14)

NC had a player with 100 yards or more rushing in back-to-back games...

Andre Harris (2) vs Adams State (154 yds), Sept. 4, 2010; at #20 Weber State (116 yds), Sept. 11, 2010



The Last Time...

A player carried the ball 25 times or more in a game...

NC: Jhamele Robinson (27) vs Idaho State, Sept. 18, 2010 (35-21)

Opp: Bryan Hilliard (31) vs Sacramento State, Oct. 8, 2011 (0-14)

Two players rushed for 100 yards or more in the same game...

NC: Andre Wilson (135 yds), Adam Matthews (125 yds) vs New Mexico Highlands, Aug. 30, 2003 (72-13)

Opp: Bryan Hilliard (168 yds) & Travon Jones (130 yds) vs Sacramento State, Nov. 10, 2007 (17-20)

A player rushed for 200 yards or more in a game...

NC: Andre Wilson (202 yds) at Southern Utah, Oct. 22, 2005 (17-20)

Opp: Cory McCaffrey (226 yds) at Portland State, Nov. 16, 2010 (35-30)

A team passed for less than 100 yards in a game...

NC: 29 vs Sacramento State, Oct. 8, 2011 (0-14)

Opp: 0 vs Sacramento State, Oct. 8, 2011 (0-14)

A team passed for 400 or more yards in a game...

NC: 408 at Eastern Washington, Oct. 15, 2011 (27-48)

Opp: 418 at Eastern Washington, Oct. 15, 2011 (27-48)

A pass was completed for 50 yards or more...

NC: Dylan Orms to Patrick Walker (77 yds) at Portland State, Nov. 13, 2010 (35-30)

Opp: Nate Montana to Mitch Saylor at #16 Montana, Oct. 1, 2011 (28-55)

A player passed for 300 or more yards in a game...

NC: Seth Lobato (408 yds) at Eastern Washington, Oct. 15, 2011 (27-48)

Opp: Bo Levi Mitchell (400 yds) at Eastern Washington, Oct. 15, 2011 (27-48)

A player passed for 400 or more yards in a game...

NC: Seth Lobato (408 yds) at Eastern Washington, Oct. 15, 2011 (27-48)

Opp: Bo Levi Mitchell (400 yds) at Eastern Washington, Oct. 15, 2011 (27-48)

A player had 100 or more receiving yards in a game...

NC: Patrick Walker (166 yds) at Eastern Washington, Oct. 15, 2011 (27-48)

Opp: Greg Herd (159 yds) at Eastern Washington, Oct. 15, 2011 (27-48)

Two players had 100 or more receiving yards in the same game...

NC: Alex Thompson (110 yds) & Chris Morris (102 yds) vs Sacramento State, Nov. 9, 2009 (35-38)

Opp: Rodrick Rumble (158 yds), Anthony Boyles (141 yds) & Derek Graves (114 yds) at Idaho State, Sept. 17, 2011 (20-50)

A player caught 10 or more passes in a game...

NC: Patrick Walker (14) at Eastern Washington, Oct. 15, 2011 (27-48)

Opp: Greg Herd (11) at Eastern Washington, Oct. 15, 2011 (27-48)

A player rushed for more than 100 and a player had more than 100 yards receiving in a game...

NC: Andre Harris (154 yds) and Jace Davis (148 yds) vs Adams State, Sept. 4, 2010 (54-0)

A team had 500 or more yards of total offense in a game...

NC: 568 vs Texas State, Sept. 20, 2008 (35-38)

Opp: 522 at Eastern Washington, Oct. 15, 2011 (27-48)

Two teams combined for 1,000 or more yards of total offense in a game...

NC: 458 at #15 Montana State

Opp: 539 at #15 Montana State, Oct. 23, 2010 (35-37)

A player had double figure tackles in five straight games...

Clarence Bumpas (5) 12 at Idaho State, Sep. 17; 19 vs Weber State, Sep. 24; 14 at Montana, Oct. 1; 17 vs Sacramento State, Oct. 8; 12 at Eastern Washington, Oct. 15, 2011

A player intercepted a pass in back-to-back games...

Quincy Wofford (2) at UC Davis Oct. 4, 2008, vs Idaho State, Oct. 11, 2008

A player caught a touchdown pass in two straight games...

Patrick Walker (3) at Idaho State, Sept. 17, 2011 (20-50); vs Weber State, Sept. 24, 2011 (21-45); at #16 Montana, Oct. 1, 2011 (28-55)

A player caught a touchdown pass in three straight games...

Patrick Walker (3) at Idaho State, Sept. 17, 2011 (20-50); vs Weber State, Sept. 24, 2011 (21-45); at #16 Montana, Oct. 1, 2011 (28-55)

A player recorded a sack in two straight games...

Devontae Chapple (3), 1 for 8 yds at Idaho State, Sept. 17, 2011 (20-50); 2 for 10 yds vs Weber State, Sept. 24, 2011 (21-45); 1 for 9 yds at #16 Montana, Oct. 1, 2011 (28-55)

A player recorded a sack in three straight games...

Devontae Chapple (3), 1 for 8 yds at Idaho State, Sept. 17, 2011 (20-50); 2 for 10 yds vs Weber State, Sept. 24, 2011 (21-45); 1 for 9 yds at #16 Montana, Oct. 1, 2011 (28-55)

Had a 50+ yard punt in two straight games...

Cameron Kaman (2), 58 yds at Idaho State, Sept. 17, 2011; 54 yds vs Weber State, Sept. 24, 2011 (21-45)

Had a 50+ yard punt in three straight games...

Cameron Kaman (5), 55 yds at Sacramento State, Oct. 9, 2010; 50 yds vs #12 Eastern Washington, Oct. 16, 2010 (28-35); 52 yds at #15 Montana State, Oct. 23, 2010 (35-37); 54 yds at South Dakota, Oct. 30, 2010 (6-34); 72 yds vs Northern Arizona, Nov. 6, 2010 (14-21)



Season & Career Highs

#72 • Rick Aversano

Category 2011 Career
Tackles 1 at Montana Same

#10 • Matt Baca

Category 2011 Career
Completions 6 at Colorado St. 11 at Sac. St, 2010
Attempts 14 at Colorado St. 20 at Sac. St, 2010
Yards 56 at Colorado St. 156 at Sac. St, 2010
Touchdowns 1 at Colorado State 1, three times
Longest pass 19 at Colorado St 51 vs Montana, 2010
Rushes 2 at Colorado St. 6 at Sac. State, 2010
Rushing yards 1 at Colorado State Same
Longest rush 4 at Colorado St. 5 at Sac. St, 2010

#30 • Jordan Bible

Category 2011 Career
Tackles 2 at Eastern Washington Same

#56 • Clarence Bumpas

Category 2011 Career
Tackles 19 vs Weber State Same
Tackles for loss 1.5, twice Same
Sacks 1.0 at Idaho State Same
Fumbles forced 1 vs Weber State Same
Fumbles recovered 1, twice Same
Fumble return yards 20 at Montana Same
Pass breakup 1, twice Same
Quarterback hurries 1 at Idaho State Same

#31 • John Burnley

Category 2011 Career
Rushes 5 vs Sac State ... 16 at No. Arizona, 2009
Rushing yards 11 vs Weber St. 84 vs San Diego, 2009
Longest rush 8 vs Weber St. 34 vs San Diego, 2009
Receptions None 3 at Montana, 2009
Receiving yards None 15, twice
Long reception None 15 vs Weber State, 2009
Kickoff returns 2 at Montana 4 at Montana, 2009
Kickoff return yardage 31 at Montana 81 at Kansas, 2009
Longest kickoff return 17 at Montana 32 at Kansas, 2009
Tackles 2 at Eastern Washington Same

#77 • Nick Candler

Category 2011 Career
Receptions 1 at Eastern Washington Same
Receiving yards 4 at Eastern Washington Same
Long reception 4 at Eastern Washington Same
Tackles None 1 vs Eastern Washington

#54 • Dominique Ceja

Category 2011 Career
Tackles None 5 vs No. Arizona, 2008
Tackles for loss None 1.0, three times
Sacks None 1.0, twice
Fumbles forced None 1 at Weber State

#91 • Devontae Chapple

Category 2011 Career
Tackles 7 vs Lindenwood Same
Tackles for loss 2.0, twice Same
Sacks 2.0 vs Weber State Same
Pass break ups 1 at Idaho State Same
Quarterback hurries 1, twice Same

#8 • James Davis

Category 2011 Career
Tackles 8 at Eastern Washington Same
Tackles for loss 1.0 at Eastern Washington Same
Sacks 1.0 at Eastern Washington Same
Pass break ups 1 at Idaho State Same

#27 • Robert Davis

Category 2011 Career
Tackles 5 at Montana Same
Fumbles forced 1 at Colorado State Same

#22 • David Deans

Category 2011 Career
Rushes 4 vs Lindenwood Same
Rushing yards 8 vs Lindenwood Same
Long rush 4 vs Lindenwood Same
Receptions 2 vs Lindenwood Same
Receiving yards 12 vs Lindenwood Same
Receiving touchdowns 1 vs Lindenwood Same
Long reception 8 vs Lindenwood Same

#26 • Elliott Dorsey

Category 2011 Career
Tackles 16 at Colorado State Same
Tackles for loss 1.0 at Colorado State Same
Sacks 1 at Colorado State Same
Interceptions 1 vs Lindenwood Same
Fumbles forced 1 at Colorado State 1, twice
Fumbles recovered 1, twice 1, four times
Quarterback hurry 1 at Montana 1, twice
Pass break ups None 1 at Montana State, 2010
Blocked punt None 1 at Michigan State, 2010

#35 • Andrew Downing

Category 2011 Career
Receptions None 1, three times
Receiving yards None 7 vs Idaho State, 2010
Long reception None 7 vs Idaho State, 2010
Kickoff returns None 1 vs Weber State, 2009
Kickoff return yardage None 11 vs Weber State, 2009
Long kickoff return None 11 vs Weber State, 2009

#38 • Dave Eden

Category 2011 Career
Field goals made 2, three times Same
Field goals attempted 3 at Eastern Washington Same
Long field goal 42 at Idaho State Same
Kickoffs 5 vs Lindenwood 6, twice
Kickoff Average 53.4 (5) vs LWU ... 65.7 (6) vs ASC, 2010
PATs 4 at Montana 5, twice

#63 • Marcus Felker

Category 2011 Career
Tackles 7 vs Lindenwood Same
Tackles for loss 2.0, twice Same
Sacks 1.0 vs Lindenwood Same
Fumbles forced 1 at Montana Same
Fumble recoveries 1 vs Sacramento State 1, twice
Pass break ups 1 vs Weber State Same

#51 • Cameron Friend

Category 2011 Career
Tackles 13 vs Weber State Same
Tackles for loss 1.0, twice 1.0, four times
Sacks 1.0 vs Lindenwood Same
Interceptions 2 at Colorado State Same
Pass break ups 1 at Idaho State 1, twice
Quarterback hurries None 1, twice

#52 • Ryan Gackle

Category 2011 Career
Tackles 1, twice Same

#32 • Marcel Gibbons

Category 2011 Career
Tackles 12 vs Lindenwood Same
Tackles for loss 3.0 at Eastern Washington Same
Sacks 2.0 at Idaho State Same
Interceptions 1 at Colorado State Same
Fumbles forced 1, twice Same
Fumble recoveries 1 vs Lindenwood 1, twice
Quarterback hurries 1 at Idaho State Same
Pass break ups 2 at Colorado State 2, twice

#50 • Cody Gilmore

Category 2011 Career
Tackles None 1 at Kansas, 2009

#20 • CJ Glenn

Category 2011 Career
Rushes None 8 vs Adams State, 2010
Rushing yards None 12, twice
Longest rush None 12 vs Idaho State, 2010
Receptions None 2 vs Adams State, 2010
Receiving yards None 20 vs Adams State, 2010
Long reception None 16 vs Adams State, 2010
Tackles None 1 vs Northern Arizona, 2010

#93 • Amal Gumbs

Category 2011 Career
Tackles None 2, twice
Pass break ups None 1 vs Northern Arizona, 2008

#16 • Dominic Gunn

Category 2011 Career
Receptions 4, twice 8 vs E. Washington, 2008
Receiving yards 70 at E. Wash. 107 vs E. Wash, 2008
Long reception 39 at Eastern Washington Same
Rushes None 1 at Montana State, 2010
Rushing yards None 10 at Montana State, 2010
Long rush None 10 at Montana State, 2010
Completions None 1 at Montana State, 2010
Attempts None 1 at Montana State, 2010
Yards None 1 at Montana State, 2010
Kickoff returns 4 at Montana 6, twice
Kickoff return yardage 152 at Montana Same
Longest kickoff return 96 at Montana Same
Punt returns 2 vs Lindenwood 4, twice
Punt return yardage 15 vs Lindenwood . 50 vs N. Arizona, 2010
Longest punt return 15 vs Lindenwood . 50 vs N. Arizona, 2010

#11 • Courtney Hall

Category 2011 Career
Tackles 12 at Idaho State Same
Tackles for loss 1.5 at Idaho State Same

#47 • Clay Haverty

Category 2011 Career
Tackles 4, twice Same

#58 • Matt Heppard

Category 2011 Career
Tackles None 1 vs Idaho State, 2010

#97 • Nick Hernon

Category 2011 Career
Tackles 5 vs Sacramento St. 10 at Montana, 2009
Tackles for loss 1.0 vs Sac. St. 4.0 at Portland St, 2010
Sacks None 2.5 at E Washington, 2009
Fumbles forced None 1, three times
Fumbles recovered None 1, twice
Pass break ups 1, twice Same
Quarterback hurries 1 at Eastern Washington 2, three times

#33 • Quentin Hildreth

Category 2011 Career
Rushes 20 vs Sacramento State Same
Rushing yards 117 at Colorado State Same
Rushing touchdowns 1, three times Same
Longest rush 66 at Colorado State Same
Receptions 4 at Montana Same
Receiving yards 13, twice Same
Long reception 13 vs Weber State Same
Tackles 1 at Eastern Washington Same

#36 • Robert Holland

Category 2011 Career
Rushes 4 vs Sacramento State Same
Rushing yards 17 vs Weber State Same
Longest rush 11, twice Same
Receptions 1 vs Lindenwood Same
Receiving yards 2 vs Lindenwood Same
Long receptions 2 vs Lindenwood Same
Tackles 1 at Colorado State Same



Season & Career Highs

#48 • Ryan Holmes

Category 2011 Career
 Tackles 3 at Eastern Washington Same
 Tackles for loss 1.0 vs Sacramento State Same

#95 • VJ Holmes

Category 2011 Career
 Tackles 5 at Montana 5, three times
 Tackles for loss 1.5 at Montana 1.5, twice
 Sacks None 1.5 at Michigan State, 2010
 Interceptions 1 at Idaho State Same
 Interception yards 58 at Idaho State Same
 Fumbles forced None 1, twice
 Fumbles recovered None 2 at Weber State, 2010
 Pass break ups 1, twice 1, four times
 Quarterback hurries 1, twice 1, four times

#37 • Cameron Kaman

Category 2011 Career
 Rushes 1 vs Sacramento St 1, twice
 Rushing yards -4 vs Sac. St 6 at Montana St, 2008
 Longest rush None 6 at Montana State, 2008
 Punts 9, twice 11 vs Montana St, 2009
 Punting average 40.1 at Idaho St. 48.3 vs N. Arizona, 2010
 Long punt 59 at Idaho St. 80 at Weber St, 2008
 Kickoffs None 5, twice
 Kickoff average None 70.0 (2) at Weber St, 2008
 Tackles 1 at Colorado St .3 vs E Washington, 2008

#44 • Dylan Kildahl

Category 2011 Career
 Tackles 5 at Colorado State 5, twice
 Tackles for loss 1.0, twice Same
 Fumble recoveries None 1 vs Northern Arizona, 2010
 Quarterback hurries None 1 vs Idaho State, 2010

#9 • Seth Lobato

Category 2011 Career
 Completions 32 at Eastern Washington Same
 Attempts 49 at Eastern Washington Same
 Yards 408 at Eastern Washington Same
 Touchdowns 3 vs Weber State Same
 Longest pass 48 at Eastern Washington Same
 Rushes 11 at Eastern Washington Same
 Rushing yards 36 vs Weber State Same
 Longest rush 31 at Idaho State Same
 Rushing touchdowns 1 at Eastern Washington Same
 Tackles None 1 at Michigan State, 2010

#99 • Marcus Lucas

Category 2011 Career
 Tackles 3 at Montana 4 at Montana St, 2010
 Tackles for loss None 1, twice
 Quarterback hurries None 2 vs Idaho State, 2010

#62 • Jonathan Martin

Category 2011 Career
 Tackles None 1, five times
 Tackles for loss None 1 vs Northern Arizona, 2010
 Sacks None 1.0 vs Northern Arizona, 2010

#49 • Gavin Miller

Category 2011 Career
 Tackles 7 vs Lindenwood Same
 Tackles for loss 1.0 at Colorado St. 2 at Portland St, 2010
 Sacks None 0.5 at Michigan State, 2010
 Pass break ups None 1 at Montana State, 2010

#18 • Chris Morris

Category 2011 Career
 Receptions 7, three times 7, four times
 Receiving yards 80 at E Washington 102 vs Sac St, 2009
 Long reception 30 vs Lindenwood .74 vs Portland St, 2009
 Receiving touchdowns. 1, twice 1, five times
 Rushes None 1 at E Washington, 2009
 Rushing yards None -1 at E Washington, 2009
 Long rush None Same
 Kickoff returns 1, twice Same
 Kickoff return yardage. 40 at Idaho State Same
 Longest kickoff return. 40 at Idaho State Same

#6 • Chuks Nweke

Category 2011 Career
 Tackles 11 at Weber State Same
 Tackles for loss 2.0 at Eastern Washington 2.0, twice
 Sacks None 1 at South Dakota, 2010
 Interceptions None 1, three times
 Long INT return None 14 at Portland State, 2010
 Fumbles recovered 1 at Montana 1, twice
 Fumble return yards 6 at Montana Same
 Pass break ups 1 at Colorado State 1, five times

#5 • Dylan Orms

Category 2011 Career
 Completions 5, twice 19 at Montana St, 2010
 Attempts 10 vs Lindenwood .36 at Weber St, 2010
 Yards 65 vs Lindenwood .344 at Mont. St, 2010
 Touchdowns None 4 at Montana State, 2010
 Longest pass 30 vs Lindenwood .77 at Portland St, 2010
 Rushes 12 vs Sacramento State 15, twice
 Rushing yards 25 vs Sac. St. 67 vs Montana, 2008
 Longest rush 10 at Colorado St. 52 vs Montana, 2008
 Rushing touchdowns ... None 2 vs Idaho State, 2010
 Receptions None 1 at Montana State, 2010
 Receiving yards None 20 at Montana State, 2010
 Long reception None 20 at Montana State, 2010

#9 • Brandon Owens

Category 2011 Career
 Tackles 11 at Idaho State 11, twice
 Tackles for loss 1.0 at Colorado State 1.0, twice
 Interceptions None 1 at Portland State, 2010
 Fumbles forced 1 at Colorado State Same
 Pass break ups 1, twice 2 at Portland St, 2010
 Blocked kicks None 1 at South Dakota, 2010

#2 • Marcell Peoples

Category 2011 Career
 Receptions 3 vs Lindenwood Same
 Receiving yards 34 vs Lindenwood Same
 Long reception 16 vs Lindenwood Same
 Tackles 1, twice Same

#40 • Mason Puckett

Category 2011 Career
 Kickoffs 6 at Eastern Washington 7, twice
 Kickoff average 67.3 (3) at Colo St 70.0 (1) vs Mont St, 2009
 Field goals made None 2, twice
 Field goals attempted .. None 6 at Weber State, 2010
 Long field goal None 39 vs Adams State, 2010
 PATs None 5, twice
 Tackles None 1, four times

#23 • Colby Riggins

Category 2011 Career
 Tackles 9 at Idaho State Same
 Tackles for loss 1.0, twice Same
 Fumbles forced None 1 vs Idaho State, 2010
 Pass break ups 2 at Idaho State 2, twice

#69 • Jake Schalamon

Category 2011 Career
 Tackles None 1, twice

#65 • Alex Shapiro

Category 2011 Career
 Receptions None 1 vs Idaho State, 2008
 Receiving yards None 1 vs Idaho State, 2008
 Long reception None 1 vs Idaho State, 2008

#94 • Lexington Smith

Category 2011 Career
 Tackles 5 at Montana Same
 Tackles for loss 1.0 at Idaho State Same
 Sacks 1.0 at Idaho State Same
 Fumbles forced 1 at Colorado State Same
 Blocked kicks 1 vs Sacramento State Same

#46 • Conor Sparacio

Category 2011 Career
 Tackles 3, twice Same
 Pass break ups 1 at Idaho State Same

#88 • Cameron Stewart

Category 2011 Career
 Receptions 1 at Montana Same
 Receiving yards 5 at Montana Same

#84 • Doug Steele

Category 2011 Career
 Receptions 2, twice 3 vs N. Arizona, 2010
 Receiving yards 27 at Idaho St 97 vs N. Arizona, 2010
 Long reception 14 at Idaho St 70 vs N. Arizona, 2010
 Receiving touchdowns. None 1, three times
 Tackles None 1, three times

#3 • Dimitri Stimpfhl

Category 2011 Career
 Receptions 4 at Eastern Washington Same
 Receiving yards 76 at Eastern Washington Same
 Long reception 48 at Eastern Washington Same
 Rushes 1 at Idaho State Same
 Rushing yards 3 at Idaho State Same
 Longest rush 3 at Idaho State Same
 Kickoff returns 1 at Eastern Washington Same
 Kickoff return yardage. 42 at Eastern Washington Same
 Longest kickoff return. 42 at Eastern Washington Same
 Tackles 2 vs Lindenwood Same

#13 • Aisea Vave


Category 2011 Career
 Tackles 2 at Idaho State Same

#1 • Patrick Walker

Category 2011 Career
 Rushes 1, three times 2, twice
 Rushing yards 8 vs Lindenwood 16 at Kansas, 2009
 Longest rush 8 vs Lindenwood .14 vs Weber St, 2009
 Receptions 14 at Eastern Washington Same
 Receiving yards 166 at Eastern Washington Same
 Receiving touchdowns. 2 at Weber State Same
 Long reception 37 at E Washington .77 at Portland St, 2010
 Kickoff returns 6 at Eastern Washington Same
 Kickoff return yardage. 99 at E Washington .108 at Mich. St, 2010
 Longest kickoff return. 33 vs Lindenwood .34 vs Idaho St, 2010
 Tackles 2 at Idaho State Same

#43 • Taylor Young

Category 2011 Career
 Tackles 4 at Montana Same



GAME 1 • September 3, 2011



20



22

Northern Colorado

Lindenwood

Nottingham Field • Greeley, Colo.

Attendance: 4,393 • Kickoff time: 1:35 pm • Total elapsed time: 2:56

Team Statistics

	LUW	NC
FIRST DOWNS	23	15
Rushing	8	4
Passing	14	9
Penalty	1	2
NET YARDS RUSHING	131	101
Rushing Attempts	36	33
Average Per Rush	3.6	3.1
Yards Gained Rushing	156	114
Yards Lost Rushing	25	13
NET YARDS PASSING	316	162
Completions-Attempts-Int	29-41-1	16-27-0
Average Per Completion	10.9	10.1
TOTAL OFFENSE YARDS	447	263
Total offense plays	77	60
Average Gain Per Play	5.8	4.4
Fumbles: Number-Lost	1-1	1-0
Penalties: Number-Yards	7-67	7-80
PUNTS-YARDS	5-189	9-329
Average Yards Per Punt	37.8	36.6
KICKOFFS-YARDS	5-306	5-267
Average Yards Per Kickoff	61.2	53.4
Punt returns	2-22-0	2-15-0
Average Per Return	11.0	7.5
Kickoff returns	4-113-0	4-136-0
Average Per Return	28.2	34.0
Interceptions	0-0-0	1-0-0
Fumble Returns	0-0-0	1-2-0
Possession Time	34:47	25:13
Third-Down Conversions	5 of 14	4 of 16
Fourth-Down Conversions	1 of 2	1 of 1
Red-Zone Scores-Chances	4-4	4-4
Sacks By: Number-Yards	2-8	3-12
PAT Kicks	1-1	2-2
Field Goals	3-3	2-2

Score by Quarters	1	2	3	4	Score
Lindenwood	3	10	0	9	22
Northern Colorado	7	7	0	6	20
First Quarter					
NC-David Deans 8 yd pass from Seth Lobato (Dave Eden kick) 11:12 (12 plays, 65 yards, 3:48)					
LWU-James Neal 22 yd field goal 7:36 (9 plays, 52 yards, 3:28)					
Second Quarter					
LWU-Neal 30 yd field goal 14:10 (10 plays, 47 yards, 4:04)					
NC-Quentin Hildreth 9 yd run (Eden kick) 10:29 (2 plays, 36 yards, 0:37)					
LWU-Therman McGowan 1 yd run (Neal kick) 9:23 (5 plays, 47 yards, 0:58)					
Fourth Quarter					
LWU-Denodus O'Bryant 71 yd pass from John Uribe (Uribe pass failed) 11:03 (1 play, 71 yards, 0:11)					
NC-Eden 35 yd field goal 9:19 (4 plays, 19 yards, 1:37)					
NC-Eden 25 yd field goal 1:10 (13 plays, 72 yards, 3:58)					
LWU-Neal 21 yd field goal 0:00 (7 plays, 44 yards, 0:59)					

GREELEY, Colo. – The emotion of the Northern Colorado football team went from the highest of highs to the lowest of lows in a matter of minutes in the season opener against Lindenwood University. With 1:10 remaining in the fourth quarter, sophomore kicker Dave Eden nailed a 25-yard field goal to put the Bears on top, 20-19 and seemingly lift the Bears to victory.

Eden then sent the kickoff 62 yards, but Lions junior Andrew Helmick was able to scamper back 44 yards, which eventually set up a 21-yard field goal as time expired to give Lindenwood a 22-20 win.

Northern Colorado struck first in the game as sophomore quarterback Seth Lobato hit senior running back David Deans from eight-yards out with 11:12 to play in the first quarter. The Lions made back-to-back field goals to pull within one, 7-6 but sophomore running back Quentin Hildreth scored on a nine-yard rush with 10:29 to extend the Bears lead to eight, 14-8.

The Lions scored the final touchdown of the first half, a one-yard run by Therman McGowan to make the score 14-13. Lindenwood also scored to open the third quarter, as junior Denodus O'Bryant caught a 71-yard pass from John Uribe. The team went for a two-point conversion, but the pass was long for the 19-14 score.

Eden made his first field goal of the game, a 35-yarder, with 9:19 to go to pull the Bears within two, 19-17.

Hildreth led the Bears with 54 yards rushing and one touchdown in his first game for Northern Colorado after transferring from Colorado. Lobato completed 11-of-17 passes for 97 yards in the first half, before missing the second half after a hard hit on the final play of the first stanza. Senior quarterback Dylan Orms played the entire second half, completing 5-of-10 passes for 65 yards.

Senior Patrick Walker was the quarterbacks' favorite target, catching five passes for 57 yards. Both junior Chris Morris and redshirt freshmen Marcell Peoples brought in three receptions, while Deans caught two passes with one touchdown. Walker had a team-best 120 all-purpose yards, as he tacked on 55 kickoff return yards, while junior Dominic Gunn had 100 with 81 kickoff return yards, 15 punt return yards and one reception for four yards.

Junior defensive back Marcel Gibbons led all players with 12 tackles and he also forced a fumble. Junior linebacker Cameron Friend also tallied double figure stops with 10 and had one of the team's three sacks. Senior defensive back Elliott Dorsey also had the lone interception of the game, as he caught a pass that sophomore Gavin Miller tipped out of the intended receiver's hands.

Dorsey ended the afternoon with a career-high tying seven tackles to go along with his first pick.

O'Bryant paced the Lindenwood offense with 176 all-purpose yards (65 rushing, 97 receiving and 14 kickoff return). Helmick added 173 all-purpose yards (77 receiving and 99 kickoff return). Tyler Epstein led their defense with 10 tackles, while Brock Reed had one of the team's two sacks and nine stops.

NC Individual Statistics

Rushing	No	Gain	Loss	Net	TD	Lg
Q. Hildreth	13	56	2	54	1	13
D. Orms	5	20	1	19	0	8
S. Lobato	10	22	10	12	0	8
D. Deans	4	8	0	8	0	4
P. Walker	1	8	0	8	0	8

Passing	Cmp	Att	Int	Yds	TD	Lg
S. Lobato	11	17	0	97	1	17
D. Orms	5	10	0	65	0	30

Receiving	No.	Yds	TD	Long
P. Walker	5	57	0	25
C. Morris	3	45	0	30
M. Peoples	3	34	0	16
D. Deans	2	12	1	8
D. Steele	1	8	0	8

Punting	No.	Yds	Avg	Long	In20	TB
C. Kaman	9	329	36.6	54	2	1

All Returns	PR	KOR	INTR
P. Walker	0-0	2-55	0-0
D. Gunn	2-15	2-81	0-0
E. Dorsey	0-0	0-0	1-0

Field goals	Qtr	Time	Yds	G/M
D. Eden	4th	9:19	35	Good
D. Eden	4th	1:10	25	Good

Defense	U-A-TT	TFL	Sack	Int	FF-FR
M. Gibbons	6-6-12	0-0	0-0	0-0	1-1
C. Friend	5-5-10	1-10	1-10	0-0	0-0
R. Riggins	5-3-8	1-3	0-0	0-0	0-0
E. Dorsey	4-3-7	.5-1	0-0	1-0	0-0

LWU Individual Statistics

Rushing	No	Gain	Loss	Net	TD	Lg
T. McGowan	13	74	1	73	1	29
D. O'Bryant	13	70	5	65	0	16
C. Celestine	1	5	0	5	0	5
D. Ortega	1	4	0	4	0	4

Passing	Cmp	Att	Int	Yds	TD	Lg
J. Uribe	27	36	1	294	1	71
D. Ortega	2	4	0	22	0	17

Receiving	No.	Yds	TD	Long
A. Helmick	8	77	0	28
D. O'Bryant	6	97	1	71
A. Robinson	4	75	0	39
M. Bunton	4	31	0	15
T. Jackson	4	26	0	9

Punting	No.	Yds	Avg	Long	In20	TB
M. Keseloff	5	189	37.8	52	0	1

All Returns	PR	KOR	INTR
A. Helmick	0-0	4-99	0-0
D. O'Bryant	0-0	0-14	0-0
M. Bunton	2-22	0-0	0-0

Field goals	Qtr	Time	Yds	G/M
J. Neal	1st	7:36	22	Good
J. Neal	2nd	14:10	30	Good
J. Neal	4th	0:00	21	Good

Defense	U-A-TT	TFL	Sack	Int	FF-FR
T. Epstein	1-9-10	1-2	0-0	0-0	0-0
B. Reed	3-6-9	1-2	1-2	0-0	0-0
C. Howard	3-5-8	.5-1	0-0	0-0	0-0
D. Collier	3-4-7	0-0	0-0	0-0	0-0
C. Fogle	2-5-7	0-0	0-0	0-0	0-0

Starters & Participation

OFFENSIVE STARTERS	DEFENSIVE STARTERS
WR 18 C. Morris	LE 97 N. Hernon
WR 1 P. Walker	NG 94 L. Smith
WR 16 D. Gunn	RT 95 VJ Holmes
TE 84 D. Steele	RE 91 D. Chapple
LT 77 N. Candler	SLB 56 C. Bumpas
LG 57 J. Solomon	MLB 49 G. Miller
C 65 A. Shapiro	WLB 51 C. Friend
RG 72 R. Aversano	CB 9 B. Owens
RT 76 L. Barbiasz	FS 26 E. Dorsey
QB 9 S. Lobato	SS 6 C. Nweke
TB 22 D. Deans	CB 23 C. Riggins

Participants: 2-M. Peoples, 3-D. Stimphil, 5-D. Orms, 8-J. Davis, 10-M. Baca, 11-C. Hall, 13-A. Vave, 27-R. Davis, 30-J. Bible, 32-M. Gibbons, 33-Q. Hildreth, 35-A. Downing, 36-R. Holland, 37-C. Kaman, 38-D. Eden, 42-K. Griffin, 44-D. Kildahl, 48-R. Holmes, 50-C. Gilmore, 52-R. Gackle, 62-J. Martin, 63-M. Felker, 69-J. Schalamon, 99-M. Lucas.



GAME 2 • September 10, 2011



14



33

Northern Colorado

Colorado State

SLF@Hughes Stadium • Fort Collins, Colo.

Attendance: 25,367 • Kickoff time: 12:06 pm • Total elapsed time: 2:56

Team Statistics

	NC	CS
FIRST DOWNS	9	28
Rushing	3	13
Passing	5	13
Penalty	1	2
NET YARDS RUSHING	129	242
Rushing Attempts	20	41
Average Per Rush	6.4	5.9
Yards Gained Rushing	145	267
Yards Lost Rushing	16	25
NET YARDS PASSING	87	259
Completions-Attempts-Int	11-23-2	28-42-3
Average Per Completion	7.9	9.2
TOTAL OFFENSE YARDS	216	501
Total offense plays	43	83
Average Gain Per Play	5.0	6.0
Fumbles: Number-Lost	1-0	4-0
Penalties: Number-Yards	6-36	8-91
PUNTS-YARDS	5-174	1-50
Average Yards Per Punt	34.8	50.0
KICKOFFS-YARDS	4-263	5-346
Average Yards Per Kickoff	65.8	69.2
Punt returns	1--3-0	3-32-0
Average Per Return	-3.0	10.7
Kickoff returns	1-25-0	3-78-0
Average Per Return	25.0	26.0
Interceptions	3-3-0	2-36-0
Fumble Returns	0-0-0	0-0-0
Possession Time	18:53	41:07
Third-Down Conversions	4 of 12	4 of 14
Fourth-Down Conversions	0 of 0	3 of 4
Red-Zone Scores-Chances	1-1	5-8
Sacks By: Number-Yards	2-18	2-12
PAT Kicks	2-2	4-4
Field Goals	0-0	1-1

Score by Quarters	1	2	3	4	Score
Northern Colorado	0	0	7	7	14
Colorado State	14	14	3	2	33
First Quarter					
CS-Jake Levin 2 yd pass from Pete Thomas (Ben Deline kick) 12:21 (2 plays, 33 yards, 0:31)					
CS-Chris Nwoke 1 yd run (Deline kick) 1:41 (12 plays, 76 yards, 6:28)					
Second Quarter					
CS-Raymond Carter 1 yd run (Deline kick) 12:08 (8 plays, 47 yards, 3:02)					
CS Carter 1 yd run (Deline kick) 0:00 (10 plays, 53 yards, 4:12)					
Third Quarter					
CS-Deline 22 yd field goal 9:41 (11 plays, 75 yards, 5:08)					
NC-Chris Morris 10 yd pass from Matt Baca (Dave Eden kick) 6:23 (8 plays, 80 yards, 3:18)					
Fourth Quarter					
CS-Max Morgan safety 10:23					
NC-Quentin Hildreth 66 yd run (Eden kick) 6:27 (1 play, 66 yards, 0:16)					

FORT COLLINS – The Northern Colorado football team out-scored Colorado State 14-5 in the second-half, but the Rams were able to score 28 in the first half for the 33-14 victory. The meeting was the first between the two teams in 25 years.

The 14 points scored by the Bears is the most against an FBS team since the team began playing at the FCS level in 2007. The 33 points by CSU is also the fewest allowed when playing “up a level.”

Northern Colorado’s defense intercepted three passes, the most since Oct. 10, 2009 when the team did so against Portland State. Junior linebacker Cameron Friend had two of the picks, while junior defensive back Marcel Gibbons had the other.

Senior defensive back Elliott Dorsey tallied a career-best 16 tackles, shattering his previous career-high of seven, to lead the defense, while senior defensive back Chuks Nweke also had a career-best with 11 stops.

Sophomore running back Quentin Hildreth led all players with 117 rushing yards on 10 carries. Junior quarterback Matt Baca, who came in during the second quarter, completed 6-of-14 passes for 56 yards and one touchdown. Senior wide receiver Patrick Walker had six catches for 32 yards to lead the receivers.

Colorado State scored early in the first quarter after Ivory Herd intercepted a pass and returned it 11 yards to the 33-yard line. Two plays later, the Rams took a 7-0 lead and extended it to 28-0 at the half.

CSU scored a field goal on its first drive of the second half for the 31-0 advantage. On third-down from the four yardline on the play previous, Gibbons broke up a pass in the end zone to prevent his second touchdown of the day as he also had an interception in the end zone during the second quarter.

On Northern Colorado’s first drive of the second half, Baca led the team on an eight-play, 80-yard drive hitting Morris in the end zone for a 10-yard gain. Eden made the point-after for the 31-7 tally. The Bears defense stepped up on the ensuing drive as Vave tipped a Thomas pass and Friend went up and caught it giving UNC possession on the 32-yard line.

Colorado State’s final score of the game was a safety by Max Morgan with 10:23 to play and the Bears second touchdown was a Hildreth 66-yard scamper with 6:27 on the clock.

NC Individual Statistics

Rushing	No	Gain	Loss	Net	TD	Lg
Q. Hildreth	10	120	3	117	1	66
D. Orms	8	21	8	13	0	10
M. Baca	2	4	5	-1	0	4

Passing	Cmp	Att	Int	Yds	TD	Lg
M. Baca	6	14	1	56	1	19
D. Orms	5	9	1	31	0	11

Receiving	No.	Yds	TD	Long
P. Walker	6	32	0	11
D. Gunn	2	14	0	10
D. Stimphil	1	19	0	19
M. Peoples	1	12	0	12
C. Morris	1	10	1	10

Punting	No.	Yds	Avg	Long	In20	TB
C. Kaman	5	174	34.8	39	0	0

All Returns	PR	KOR	INTR
D. Gunn	1-(-3)	1-25	0-0
M. Gibbons	0-0	0-0	1-0
C. Friend	0-0	0-0	2-3

Field goals	Qtr	Time	Yds	G/M
None				

Defense	U-A-TT	TFL	Sack	Int	FF-FR
E. Dorsey	8-8-16	1-11	1-11	0-0	1-0
C. Nweke	6-5-11	0-0	0-0	0-0	0-0
B. Owens	8-1-9	1-1	0-0	0-0	1-0
C. Bumpas	1-7-8	0-0	0-0	0-0	0-0
C. Friend	2-5-7	0-0	0-0	2-3	0-0

CS Individual Statistics

Rushing	No	Gain	Loss	Net	TD	Lg
R. Carter	18	107	7	100	2	31
D. Good	9	81	0	81	0	23
C. Nwoke	9	53	0	53	1	20
P Thomas	5	26	18	8	0	17

Passing	Cmp	Att	Int	Yds	TD	Lg
P. Thomas	28	42	3	259	1	24

Receiving	No.	Yds	TD	Long
L. Clubb	4	50	0	24
M. Yemm	4	44	0	20
C. Gillmore	4	28	0	10
T. Coffman	3	45	0	21
J. Brown	3	25	0	15
C. Lovett	3	11	0	7

Punting	No.	Yds	Avg	Long	In20	TB
P. Kontokiakos	1	50	50.0	50	0	0

All Returns	PR	KOR	INTR
L. Clubb	0-0	1-28	0-0
I. Herd	0-0	0-0	1-11
D. Vinson	0-0	0-0	1-25
M. Thomas	3-32	1-21	0-0
D. Good	0-0	1-29	0-0


Field goals	Qtr	Time	Yds	G/M
B. Deline	3rd	9:41	22	Good

Defense	U-A-TT	TFL	Sack	Int	FF-FR
M. Orakpo	8-2-10	0-0	0-0	0-0	0-0
E. Smith	3-2-5	.5-0	0-0	0-0	0-0
N. Capi	2-0-2	1-7	1-7	0-0	0-0
M. Morgan	1-1-2	1.5-6	1-5	0-0	0-0
N. Latu	1-1-2	1-3	0-0	0-0	0-0
C. Paulhus	0-2-2	.5-1	0-0	0-0	0-0

Starters & Participation

OFFENSIVE STARTERS	DEFENSIVE STARTERS
WR 16 D. Gunn	LE 97 N. Hernon
WR 18 C. Morris	NG 63 M. Felker
WR 1 P. Walker	RT 95 VJ Holmes
TE 84 D. Steele	RE 91 D. Chapple
OT 77 N. Candler	SLB 56 C. Bumpas
OG 57 J. Solomon	MLB 49 G. Miller
OC 65 A. Shapiro	WLB 51 C. Friend
OG 50 C. Gilmore	CB 9 B. Owens
OT 76 L. Barbiasz	FS 26 E. Dorsey
QB 5 D. Orms	SS 6 C. Nweke
RB 33 Q. Hildreth	CB 32 M. Gibbons

Participants: 2-M. Peoples, 3-D. Stimphil, 8-J. Davis, 10-M. Baca, 11-C. Hall, 13-A. Vave, 23-C. Riggins, 27-R. Davis, 30-J. Bible, 35-A. Downing, 36-R. Holland, 37-C. Kaman, 38-D. Eden, 40-M. Puckett, 42-K. Griffin, 43-T. Young, 44-D. Kildahl, 47-C. Haverty, 47-A. Wilbers, 52-R. Gackle, 72-R. Aversano, 88-C. Stewart, 94-L. Smith, 99-M. Lucas.



GAME 3 • September 17, 2011



20



50

Northern Colorado

Idaho State

Holt Arena • Pocatello, Idaho

Attendance: 6,350 • Kickoff time: 4:05 pm • Total elapsed time: 3:12

Team Statistics

	NC	ISU	Score by Quarters	1	2	3	4	Score
FIRST DOWNS	14	37	Northern Colorado	3	7	3	7	20
Rushing	4	5	Idaho State	9	13	7	21	50
Passing	8	25						
Penalty	2	7						
NET YARDS RUSHING	47	-9	First Quarter					
Rushing Attempts	20	26	ISU-Brendon Garcia 22 yd field goal 10:57 (14 plays, 77 yards, 0:41)					
Average Per Rush	2.3	-0.3	ISU-Anthony Boyles 17 yd pass from Kevin Yost (Garcia kick failed) 8:30					
Yards Gained Rushing	86	61	(5 plays, 36 yads, 2:15)					
Yards Lost Rushing	39	70	NC-Dave Eden 42 yd field goal 3:01 (7 plays, 41 yards, 2:18)					
NET YARDS PASSING	219	544	Second Quarter					
Completions-Attempts-Int	21-39-4	53-77-1	ISU-Boyles 34 yd pass from Yost (Garcia kick failed) 8:45 (4 plays, 56 yards, 1:10)					
Average Per Completion	10.4	10.3	NC-Patrick Walker 10 yd pass from Seth Lobato (Eden kick) 5:52 (7 plays, 75 yards, 2:47)					
TOTAL OFFENSE YARDS	266	535	ISU-Daniel McSurdy 2 yd run (Garcia kick) 3:28 (10 plays, 67 yards, 2:18)					
Total offense plays	59	103	Third Quarter					
Average Gain Per Play	4.5	5.2	NC-Eden 19 yd field goal 8:29 (5 plays, 8 yards, 1:16)					
Fumbles: Number-Lost	1-0	1-1	ISU-Luke Austin 25 yd pass from Yost (Garcia kick) 5:41 (9 plays, 75 yards, 2:40)					
Penalties: Number-Yards	13-107	5-51	Fourth Quarter					
PUNTS-YARDS	8-321	5-211	NC-VJ Holmes 58 yd interception return (Eden kick) 14:51					
Average Yards Per Punt	40.1	42.2	ISU-Andrew Zamora 1 yd run (Garcia kick) 11:24 (9 plays, 66 yards, 3:21)					
KICKOFFS-YARDS	5-332	9-508	ISU-Rodrick Rumble 20 yd pass from Yost (Garcia kick) 6:23 1 play, 20 yards, 0:05)					
Average Yards Per Kickoff	66.4	56.4	ISU-Ryan Coleman 94 yd interception return (Garcia kick) 4:49					
Punt returns	1-5-0	0-0-0						
Average Per Return	5.0	0.0						
Kickoff returns	8-173-0	4-92-0						
Average Per Return	21.6	23.0						
Interceptions	1-58-1	4-132-1						
Fumble Returns	0-0-0	0-0-0						
Possession Time	22:52	32:29						
Third-Down Conversions	0 of 11	9 of 18						
Fourth-Down Conversions	0 of 0	0 of 1						
Red-Zone Scores-Chances	2-3	4-5						
Sacks By: Number-Yards	5-36	3-27						
PAT Kicks	2-2	5-7						
Field Goals	2-2	1-2						

Starters & Participation

OFFENSIVE STARTERS	DEFENSIVE STARTERS
QB 9 S. Lobato	DE 97 N. Hernon
RB 33 Q. Hildreth	NG 63 M. Felker
TE 84 D. Steele	RT 95 VJ Holmes
WR 16 D. Gunn	DE 91 D. Chapple
WR 18 C. Morris	SLB 56 C. Bumpas
WR 1 P. Walker	MLB 43 T. Young
T 77 N. Candler	WLB 51 C. Friend
G 57 J. Solomon	CB 9 B. Owens
C 65 A. Shapiro	FS 26 E. Dorsey
G 72 R. Aversano	SS 6 C. Nweke
T 76 L. Barbiasz	CB 11 C. Hall

Participants: 2-M. Peoples, 3-D. Stimphil, 8-J. Davis, 10-M. Baca, 13-A. Vave, 23-C. Riggins, 27-R. Davis, 30-J. Bible, 32-M. Gibbons, 35-A. Downing, 36-R. Holland, 37-C. Kaman, 38-D. Eden, 39-E. Marshall, 40-M. Puckett, 42-K. Griffin, 44-D. Kildahl, 46-C. Sparacio, 47-C. Haverty, 47-A. Wilbers, 48-R. Holmes, 52-R. Gackle, 69-J. Schalamon, 94-L. Smith, 99-M. Lucas.

POCATELLO – Northern Colorado's football team never quite found a rhythm in the Big Sky Conference opener against Idaho State and dropped to 0-3 on the season with a 50-20 loss to the Bengals.

The Bears had 266 yards of total offense on the evening, but it was no match for the 544 ISU put up. Three different Idaho State receivers topped 100 yards in the game, led by the Big Sky Conference leader Rodrick Rumble, with 158 yards on 14 catches. Anthony Boyles also caught nine passes for 141 yards and two touchdowns and Derek Graves had 15 receptions for 114 yards.

Northern Colorado sophomore quarterback Seth Lobato completed a career-best 19-for-36 for 212 yards and one touchdown and rushed for another 18. His favorite target of the evening was sophomore Chris Morris, who caught seven receptions for 74 yards. Senior Patrick Walker also had five catches for 47 yards and one touchdown.

Walker is now the school's Division I career record holder for receptions with 110, passing Alex Thompson's total of 109 (2008-09).

Defensively, true freshman Courtney Hall and sophomore Clarence Bumpas led the way with 12 tackles each, while senior Brandon Owens recorded double figures for the second time this season with 11. Junior Marcel Gibbons continually came up with big plays, netting two sacks, six tackles, one pass break up and one quarterback hurry.

Senior VJ Holmes also had a bright spot for the defense, intercepting a pass and returning it 58 yards for a touchdown.

Idaho State ran a total of 103 plays in the game, passing the ball 77 times with 26 rushing attempts. On a positive note for the Bears, the defense held the Bengals to negative nine yards on the ground, the fewest yards allowed since the team held the same Bengals to -11 yards on Oct. 17, 2009.

Penalties hurt the Bears on Saturday as they were whistled for a season-high 13, the total of the first two games, for 107 yards.

ISU quarterback Kevin Yost completed 47 passes for 508 yards and four touchdowns, while Justin Arias went 6-for-9 for another 36 yards. The Bears did sack the pair a total of five times with Gibbons getting two.

NC Individual Statistics

Rushing	No	Gain	Loss	Net	TD	Lg
S. Lobato	7	45	27	18	0	31
Q. Hildreth	9	25	12	13	0	17
R. Holland	2	9	0	9	0	9
P. Walker	1	4	0	4	0	4
D. Stimphil	1	3	0	3	0	3

Passing	Cmp	Att	Int	Yds	TD	Lg
S. Lobato	19	36	4	212	1	37
M. Baca	2	3	0	7	0	4

Receiving	No.	Yds	TD	Long
C. Morris	7	74	0	20
P. Walker	5	47	1	17
Q. Hildreth	4	11	0	5
D. Steele	2	27	0	14

Punting	No.	Yds	Avg	Long	In20	TB
C. Kaman	8	321	40.1	58	5	0

All Returns	PR	KOR	INTR
C. Morris	0-0	1-40	0-0
P. Walker	0-0	2-41	0-0
D. Gunn	1-5	3-72	0-0
M. Gibbons	0-0	1-10	0-0
T. Young	0-0	1-10	0-0
VJ Holmes	0-0	0-0	1-58

Field goals	Qtr	Time	Yds	G/M
D. Eden	1st	03:01	42	Good
D. Eden	3rd	08:29	19	Good

Defense	U-A-TT	TFL	Sack	Int	FF-FR
C. Hall	9-3-12	1.5-5	0-0	0-0	0-0
C. Bumpas	8-4-12	1.5-8	1.0-7	0-0	0-0
B. Owens	2-9-11	0-0	0-0	0-0	0-0
C. Riggins	7-2-9	1.0-2	0-0	0-0	0-0

ISU Individual Statistics

Rushing	No	Gain	Loss	Net	TD	Lg
D. McSurdy	7	22	0	22	1	6
K. Yost	10	29	20	9	0	12
A. Zamora	6	10	2	8	1	5

Passing	Cmp	Att	Int	Yds	TD	Lg
K. Yost	47	68	1	508	4	34
J. Arias	6	9	0	36	0	16


Receiving	No.	Yds	TD	Long
D. Graves	15	114	0	17
R. Rumble	14	158	1	26
A. Boyles	9	141	2	34
L. Austin	4	67	1	25
J. Hill	4	46	0	19

Punting	No.	Yds	Avg	Long	In20	TB
D. Harrington	5	211	42.2	59	3	0

All Returns	PR	KOR	INTR
D. Graves	0-0	3-75	0-0
D. McSurdy	0-0	1-17	0-0
T. Davis	0-0	0-0	1-15
G. Melendez	0-0	0-0	1-0
R. Coleman	0-0	0-0	1-94
D. Henley	0-0	0-0	1-23

Field goals	Qtr	Time	Yds	G/M
B. Garcia	1st	10:57	22	Good
B. Garcia	1st	00:16	37	Missed

Defense	U-A-TT	TFL	Sack	Int	FF-FR
A.J. Storms	1-7-8	0-0	0-0	0-0	0-0
J.T. Albers	4-3-7	0-0	0-0	0-0	0-0
J. Rouser	4-2-6	2.0-202.0	0-20	0-0	1-0
T. Davis	4-1-5	1.0-9	0-0	1-15	0-0



GAME 4 • September 24, 2011



21

Northern Colorado



45

Weber State

Nottingham Field • Greeley, Colo.

Attendance: 5,692 • Kickoff time: 1:37 pm • Total elapsed time: 3:18

Team Statistics

	WSU	NC
FIRST DOWNS	20	18
Rushing	9	4
Passing	11	12
Penalty	0	2
NET YARDS RUSHING	233	85
Rushing Attempts	49	32
Average Per Rush	4.8	2.7
Yards Gained Rushing	248	112
Yards Lost Rushing	15	27
NET YARDS PASSING	280	220
Completions-Attempts-Int	20-26-0	17-39-1
Average Per Completion	14.0	12.9
TOTAL OFFENSE YARDS	513	305
Total offense plays	75	71
Average Gain Per Play	6.8	4.3
Fumbles: Number-Lost	2-1	3-2
Penalties: Number-Yards	7-63	6-42
PUNTS-YARDS	4-144	8-296
Average Yards Per Punt	36.0	37.0
KICKOFFS-YARDS	8-488	2-106
Average Yards Per Kickoff	61.0	53.0
Punt returns	3-15-0	1-3-0
Average Per Return	5.0	3.0
Kickoff returns	1-18-0	4-43-0
Average Per Return	18.0	10.8
Interceptions	1-6-0	0-0-0
Fumble Returns	0-0-0	0-0-0
Possession Time	34:24	25:36
Third-Down Conversions	9 of 16	9 of 17
Fourth-Down Conversions	0 of 1	0 of 0
Red-Zone Scores-Chances	5-6	2-2
Sacks By: Number-Yards	2-10	2-10
PAT Kicks	6-6	3-3
Field Goals	1-1	0-0

Score by Quarters	1	2	3	4	Score
Weber State	14	21	7	3	45
Northern Colorado	0	0	14	7	21
First Quarter					
WSU-Shaydon Kehano 16 yd pass from Mike Hoke (Shaun McClain kick), 3:58 (8 plays, 43 yards, 3:45)					
WSU-Karl Finai 1 yd pass from Hoke (McClain kick), 0:21 (6 plays, 77 yards, 1:43)					
Second Quarter					
WSU-Barr. Collins 4 yd run (McClain kick), 8:05 (2 plays, 4 yards, 0:40)					
WSU-Jordan Clemente 2 yd pass from Hoke (McClain kick), 4:06 (6 plays, 35 yards, 2:51)					
WSU-Kehano 57 yd pass from Hoke (McClain kick), 3:12 (1 play, 57 yards, 0:12)					
Third Quarter					
NC-Dominic Gunn 10 yd pass from Seth Lobato (Dave Eden kick), 9:42 (13 plays, 80 yards, 5:18)					
NC-Patrick Walker 29 yd pass from Lobato (Eden kick), 5:06 (7 plays, 71 yards, 2:33)					
WSU-Kehano 23 yd pass from Hoke (McClain kick), 1:54 (6 plays, 56 yards, 3:12)					
Fourth Quarter					
WSU-McClain 35 yd field goal, 14:09 (7 plays, 13 yards 1:50)					
NC-Walker 9 yd pass from Lobato (Eden kick), 10:56 (11 plays, 59 yards, 3:06)					

GREELEY – For the second time this season, the Northern Colorado football team outscored a team in the second half, but was unable to overcome a large lead in the first half as they fell 45-21 to Weber State on Homecoming.

The Bears (0-4, 0-2 Big Sky Conference) outscored the Wildcats (2-2, 2-0 Big Sky) 21-10 in the second half, but Weber State built a 35-0 lead in the first half to remain perfect in conference play.

Senior wide receiver Patrick Walker scored two of the Bears' three touchdowns, the first time in his career he's been in the end zone more than once. Sophomore quarterback Seth Lobato also found junior Dominic Gunn for the team's first touchdown, a 10-yard strike in the back part of the end zone with 9:42 to play in the third quarter.

Lobato completed 17-of-39 passes for a career-best 220 yards and three touchdowns. His favorite target was Walker, who caught seven passes for 102 yards. It is the second time in his career Walker has topped 100 receiving yards against Weber State, as he also had 137 in 2009. In three games against the Wildcats, Walker has a total of 401 all-purpose yards.

Sophomore Clarence Bumpas was the team's shining star on defense after tallying a career-best 19 tackles. His 19 stops is tied for the second-most in the school's Division I history, and just one off the record of 20 by Cristian Sarmiento against Eastern Washington in 2007.

Junior linebacker Cameron Friend also had a career-best 13 tackles, surpassing his previous high of 10, while senior safety Chuks Nweke posted a career-best 12 stops, one more than his total of 11 from Colorado State. Junior Marcel Gibbons was the fourth Bear in double figures with 10 stops, the second time this year he's had 10 or more in a game.

Freshman defensive tackle Devontae Chapple had both of the team's sacks, bringing his season total to four. Senior defensive back Elliott Dorsey recovered a Weber State fumble, the second game in a row he's picked up a loose ball, and the fourth time in his career.

Weber State racked up 513 yards of total offense, the third straight opponent to top the 500-yard mark. Junior quarterback Mike Hoke completed 20-of-25 passes for 280 yards and five touchdowns, hitting nine different players. Barrington Collins rushed 12 times for a game-best 79 yards, as the Wildcats had 233 yards on the ground.

NC Individual Statistics

Rushing	No	Gain	Loss	Net	TD	Lg
S. Lobato	6	46	10	36	0	26
Q. Hildreth	18	38	13	25	0	11
R. Holland	3	17	0	17	0	11
J. Burnley	4	11	0	11	0	8

Passing	Cmp	Att	Int	Yds	TD	Lg
S. Lobato	17	39	1	220	3	29

Receiving	No.	Yds	TD	Long
P. Walker	7	102	2	29
D. Gunn	3	28	1	12
C. Morris	3	23	0	17
D. Stimphil	2	41	0	27
Q. Hildreth	1	13	0	13
D. Steele	1	13	0	13

Punting	No.	Yds	Avg	Long	In20	TB
C. Kaman	7	272	38.9	54	0	0

All Returns	PR	KOR	INTR
D. Gunn	1-3	3-27	0-0
C. Morris	0-0	1-16	0-0

Field goals	Qtr	Time	Yds	G/M
N/A				

Defense	U-A-TT	TFL	Sack	Int	FF-FR
C. Bumpas	4-15-19	0-0	0-0	0-0	1-0
C. Friend	4-9-13	0-0	0-0	0-0	0-0
C. Nweke	5-7-12	0-0	0-0	0-0	0-0
M. Gibbons	6-4-10	0-0	0-0	0-0	0-0

WSU Individual Statistics

Rushing	No	Gain	Loss	Net	TD	Lg
B. Collins	12	79	0	79	1	37
C.J. Tuckett	9	49	0	49	0	14
J. Booker	11	45	0	45	0	11
K. Parham	2	36	0	36	0	19
T. Hinds	9	36	0	36	0	14

Passing	Cmp	Att	Int	Yds	TD	Lg
M. Hoke	20	25	0	280	5	59
J. Adamczyk	0	1	0	0	0	0

Receiving	No.	Yds	TD	Long
S. Kehano	4	100	3	57
A. Raught	4	50	0	24
J. Clemente	3	12	1	7
T. Hinds	2	27	0	18
T. Tolutau	2	18	0	11
J. Booker	2	6	0	4
B. Collins	1	59	0	59
K. Finai	1	1	1	1

Punting	No.	Yds	Avg	Long	In20	TB
J. Kealamakia	4	144	36.0	50	3	0

All Returns	PR	KOR	INTR
J. Gooden	0-0	0-0	1-6
K. Marciel	3-15	0-0	0-0
K. Parham	0-0	1-18	0-0


Field goals	Qtr	Time	Yds	G/M
S. McClain	4th	14:09	35	Good

Defense	U-A-TT	TFL	Sack	Int	FF-FR
W. Harris	5-1-6	0-0	0-0	0-0	0-0
N. Webb	4-2-6	0.5-1	0-0	0-0	0-0
T. Pletcher	4-2-6	2.5-6	1-3	0-0	0-0
L. King	3-3-6	0-0	0-0	0-0	0-1

Starters & Participation

OFFENSIVE STARTERS	DEFENSIVE STARTERS
RB 33 Q. Hildreth	LE 97 N. Hernon
H 2 M. Peoples	NG 63 M. Felker
Z 3 D. Stimphil	RT 95 VJ Holmes
TE 69 J. Schalamon	RE 91 D. Chapple
LT 77 N. Candler	SLB 43 T. Young
LG 57 J. Solomon	MLB 56 C. Bumpas
C 65 A. Shapiro	WLB 51 C. Friend
RG 72 R. Aversano	CB 9 B. Owens
RT 76 L. Barbiasz	FS 26 E. Dorsey
QB 9 S. Lobato	SS 6 C. Nweke
FB 35 A. Downing	CB 32 M. Gibbons

Participation: 1-P. Walker, 8-J. Davis, 10-M. Baca, 11-C. Hall, 13-A. Vave, 16-D. Gunn, 18-C. Morris, 23-C. Riggins, 27-R. Davis, 30-J. Bible, 31-J. Burnley, 36-R. Holland, 37-C. Kaman, 38-D. Eden, 40-M. Puckett, 42-K. Griffin, 44-D. Kil-dahl, 46-C. Sparacio, 47-C. Haverty, 48-R. Holmes, 50-C. Gilmore, 52-R. Gackle, 64-Z. Thrall, 84-D. Steele, 88-C. Stewart, 94-L. Smith, 99-M. Lucas.



GAME 5 • October 1, 2011



28

Northern Colorado



55

Montana

Washington-Grizzly Field • Missoula, Mont.

Attendance: 25,919 • Kickoff time: 1:37 pm • Total elapsed time: 3:10

Team Statistics

	NC	UM
FIRST DOWNS	14	22
Rushing	1	11
Passing	13	11
Penalty	0	0
NET YARDS RUSHING	21	194
Rushing Attempts	24	48
Average Per Rush	0.9	4.0
Yards Gained Rushing	54	216
Yards Lost Rushing	33	22
NET YARDS PASSING	254	250
Completions-Attempts-Int	30-46-1	14-20-0
Average Per Completion	8.5	17.9
TOTAL OFFENSE YARDS	275	444
Total offense plays	70	68
Average Gain Per Play	3.9	6.5
Fumbles: Number-Lost	1-1	3-2
Penalties: Number-Yards	6-36	4-25
PUNTS-YARDS	9-348	5-200
Average Yards Per Punt	38.7	40.0
KICKOFFS-YARDS	5-313	9-536
Average Yards Per Kickoff	62.6	59.6
Punt returns	1-8-0	4-131-1
Average Per Return	8.0	32.8
Kickoff returns	7-184-1	4-91-0
Average Per Return	26.3	22.8
Interceptions	0-0-0	1-19-0
Fumble Returns	2-26-1	0-0-0
Possession Time	32:20	27:40
Third-Down Conversions	5 of 17	2 of 10
Fourth-Down Conversions	0 of 2	0 of 0
Red-Zone Scores-Chances	2-3	5-5
Sacks By: Number-Yards	1-9	5-21
PAT Kicks	4-4	7-7
Field Goals	0-0	2-3

Score by Quarters	1	2	3	4	Score
Northern Colorado	7	7	0	14	28
Montana	10	17	28	0	55
First Quarter					
UM-Antwon Moutra 39 yd pass from Nate Montana (Brody McKnight kick) 13:17 (1 play, 39 yards, 0:08)					
NC-Patrick Walker 7 yd pass from Seth Lobato (Dave Eden kick) 5:55 (15 plays, 88 yards, 7:14)					
UM-McKnight 47 yd field goal 3:41 (7 plays, 32 yards, 2:07)					
Second Quarter					
UM-Jabin Sambrano 43 yd punt return (McKnight kick) 9:49					
NC-Dominic Gunn 94 yd kickoff return (Eden kick) 9:36					
UM-Moutra 32 yd pass from Gerald Kemp (McKnight kick) 7:16 (5 plays, 64 yards, 2:13)					
UM-McKnight 27 yd field goal 0:00 (3 plays, 43 yards, 0:31)					
Third Quarter					
UM-Kemp 7 yd run (McKnight kick) 10:23 (13 plays, 80 yards, 4:37)					
UM-Peter Nguyen 19 yd pass from Kemp (McKnight kick) 8:04 (2 plays, 17 yards, 0:45)					
UM-Kemp 7 yd run (McKnight kick) 4:42 (5 plays, 40 yards, 1:30)					
UM-Brett Kirschner 1 yd run (McKnight kick) 2:21 (3 plays, 52 yards, 1:04)					
Fourth Quarter					
NC-Chuks Nweke 6 yd fumble recovery (Eden kick) 10:44					
NC-Chris Morris 4 yd pass from Lobato (Eden kick) 0:01 (4 plays, 16 yards, 1:03)					

Starters & Participation

OFFENSIVE STARTERS	DEFENSIVE STARTERS
WR 3 D. Stimpfil	DE 97 N. Hernon
WR 1 P. Walker	NG 63 M. Felker
WR 16 D. Gunn	DT 95 VJ Holmes
TE 84 D. Steele	DE 91 D. Chapple
OT 77 N. Candler	LB 56 C. Bumpas
OG 57 J. Solomon	LB 43 T. Young
C 65 A. Shapiro	LB 47 C. Haverty
OG 72 R. Aversano	CB 32 M. Gibbons
OT 76 L. Barbiasz	CB 11 C. Hall
QB 9 S. Lobato	FS 26 E. Dorsey
RB 33 Q. Hildreth	SS 6 C. Nweke

Participation: 8-J. Davis, 9-B. Owens, 10-M. Baca, 18-C. Morris, 23-C. Riggins, 27-R. Davis, 30-J. Bible, 31-J. Burnley, 36-R. Holland, 37-C. Kaman, 38-D. Eden, 40-M. Puckett, 42-K. Griffin, 44-D. Kildahl, 46-C. Sparacio, 48-R. Holmes, 52-R. Gackle, 64-Z. Thrall, 67-A. Gumbs, 69-J. Schalamon, 88-C. Stewart, 94-L. Smith, 99-M. Lucas.

NC Individual Statistics

Rushing	No	Gain	Loss	Net	TD	Lg
Q. Hildreth	16	47	12	35	0	17
S. Lobato	8	7	21	-14	0	4

Passing	Cmp	Att	Int	Yds	TD	Lg
S. Lobato	30	46	1	254	2	25

Receiving	No.	Yds	TD	Long
P. Walker	9	94	1	25
C. Morris	7	32	1	8
D. Gunn	4	55	0	24
Q. Hildreth	4	13	0	10
D. Stimpfil	3	43	0	20
D. Steele	2	12	0	6
C. Stewart	1	5	0	5

Punting	No.	Yds	Avg	Long	In20	TB
C. Kaman	9	348	38.7	49	1	0

All Returns	PR	KOR	INTR
P. Walker	0-0	1-1	0-0
D. Gunn	1-8	4-152	0-0
J. Burnley	0-0	2-31	0-0

Field goals	Qtr	Time	Yds	G/M
N/A				

Defense	U-A-TT	TFL	Sack	Int	FF-FR
C. Bumpas	5-9-14	1.0-2	0-0	0-0	0-1
C. Nweke	5-3-8	1.0-3	0-0	0-0	0-1
M. Gibbons	2-5-7	1.0-2	0-0	0-0	0-0
D. Chapple	1-5-6	1.0-9	1.0-9	0-0	0-0

UM Individual Statistics

Rushing	No	Gain	Loss	Net	TD	Lg
G. Kemp	11	83	4	79	2	22
D. Moore	8	43	0	43	0	18
J. Canada	8	41	0	41	0	14
P. Nguyen	6	23	2	21	0	10
B. Kirschner	7	18	1	17	1	11
C. Walden	3	5	1	4	0	5

Passing	Cmp	Att	Int	Yds	TD	Lg
N. Montana	7	10	0	138	1	51
G. Kemp	7	8	0	112	2	32
Smith-Hann	0	2	0	0	0	0

Receiving	No.	Yds	TD	Long
S. Gratton	3	16	0	10
A. Moutra	2	71	2	39
P. Nguyen	2	52	1	33
J. Sambrano	2	13	0	10
M. Saylor	1	51	0	51


Punting	No.	Yds	Avg	Long	In20	TB
B. McKnight	4	185	46.2	63	2	0
S. Wren	1	15	15.0	15	0	0

All Returns	PR	KOR	INTR
P. Nguyen	0-0	3-91	0-0
J. Sambrano	4-131	1-0	0-0
C. McSurdy	0-0	0-0	1-19

Field goals	Qtr	Time	Yds	G/M
B. McKnight	1st	03:41	47	Good
B. McKnight	2nd	14:49	51	Missed
B. McKnight	2nd	00:00	27	Good

Defense	U-A-TT	TFL	Sack	Int	FF-FR
C. McSurdy	3-5-8	1.0-2	0.5-1	1-19	0-0
A. Shaw	3-4-7	2.0-8	1.0-7	0-0	1-0
M. Hermanson	3-2-5	0-0	0-0	0-0	0-0
A. Badger	3-2-5	0-0	0-0	0-0	0-0

northern colorado football
OCT. 8 VS SACRAMENTO STATE official program



GAME 6 • October 8, 2011



0



14

Northern Colorado

Sacramento State

Nottingham Field • Greeley, Colo.

Attendance: 1,189 • Kickoff time: 1:35 pm • Total elapsed time: 2:23

Team Statistics

	SAC	NC
FIRST DOWNS	7	5
Rushing	7	2
Passing	0	2
Penalty	0	1
NET YARDS RUSHING	177	43
Rushing Attempts	51	49
Average Per Rush	3.5	0.9
Yards Gained Rushing	188	105
Yards Lost Rushing	11	62
NET YARDS PASSING	0	29
Completions-Attempts-Int	0-0-0	3-13-0
Average Per Completion	0.0	9.7
TOTAL OFFENSE YARDS	177	72
Total offense plays	51	62
Average Gain Per Play	3.5	1.2
Fumbles: Number-Lost	3-2	7-2
Penalties: Number-Yards	6-60	4-33
PUNTS-YARDS	8-242	5-199
Average Yards Per Punt	30.2	39.8
KICKOFFS-YARDS	3-165	1-53
Average Yards Per Kickoff	55.0	53.0
Punt returns	0-0-0	1-19-0
Average Per Return	0.0	19.0
Kickoff returns	1-10-0	3-71-0
Average Per Return	10.0	23.7
Interceptions	0-0-0	0-0-0
Fumble Returns	1-4-1	0-0-0
Possession Time	30:58	28:53
Third-Down Conversions	2 of 12	2 of 17
Fourth-Down Conversions	1 of 2	1 of 8
Red-Zone Scores-Chances	1-3	0-2
Sacks By: Number-Yards	1-4	0-0
PAT Kicks	2-2	0-0
Field Goals	0-0	0-1

Score by Quarters	1	2	3	4	Score
Sacramento State	0	7	7	0	14
Northern Colorado	0	0	0	0	0
Second Quarter					
SAC-Jeff Fleming 15 yd run (Jason Diniz kick) 11:04 (3 plays, 20 yards, 1:13)					
Third Quarter					
SAC-David Coleman 4 yd fumble recovery (Diniz kick) 0:00					
Greeley – It was quite possibly the worst weather possible for a day set to celebrate a national championship. The University of Northern Colorado brought the 1996 Division II Football National Championship team back to campus, but the 2011 Bears were not able to overcome the cold, rain and wind as well as the visiting Sacramento State Hornets and lost 14-0.					
At kickoff, the temperature was just 37 degrees with winds out of the northwest at 23 miles per hour and the rain was coming down hard and continued throughout the game.					
The Bears (0-6, 0-4 Big Sky Conference) had just 72 yards of total offense, while the Hornets (3-3, 1-3 Big Sky) had 177 yards – all rushing. Senior running back Bryan Hilliard had his fourth consecutive 100-yard rushing game against the Bears, tallying 106.					
Sophomore linebacker Clarence Bumpas again paced the defense, notching 17 tackles – his fourth straight game in double figures – and recovering one fumble. Senior safety Chuks Nweke also had 10 tackles, the third time this season he's managed double digits.					
Freshman defensive tackle Lexington Smith blocked the first punt of the year for Northern Colorado and the first since Brandon Owens did so at South Dakota on Oct. 30, 2010. The team also had six different players combine for seven tackles for loss.					
Junior return specialist Dominic Gunn became Northern Colorado's career leader in kickoff return yards with three returns for 71 yards. He now has 1,276 kickoff returns to break the previous record of 1,262 by Johnny Watkins (1981-84).					
Offensively, sophomore running back Quentin Hildreth rushed 20 times for 36 yards, while senior quarterback Dylan Orms carried the ball 12 times for 25 yards. Due to the weather, the Bears attempted just 13 passes, completing three for 29 yards. Sophomore Seth Lobato was 2-for-7 for 22 yards, while Orms was 1-for-6 for seven yards.					
Orms hit senior wide receiver Patrick Walker in the fourth quarter to keep Walker's streak of consecutive games with a catch alive at 16.					
The adverse weather seemed to have the greatest affect on special teams as Northern Colorado blocked one punt of the Hornets and the Bears had two dropped punts and a bad snap on a field goal. All three ended in negative rushing yards (35 yards lost). Both teams averaged under 40 yards per punt on the day with Sacramento State averaging 30.2 and NC 39.8.					
The two teams also combined for 10 turnovers on the afternoon, with each team losing two.					
Both Jeff Badger and Todd Davis recorded 10 tackles each to lead Sacramento State's defense and Davis also forced two fumbles.					

Starters & Participation

OFFENSIVE STARTERS	DEFENSIVE STARTERS
WR 3 D. Stimpfil	LE 97 N. Hernon
WR 1 P. Walker	NG 63 M. Felker
WR 16 D. Gunn	RT 95 VJ Holmes
TE 84 D. Steele	RE 91 D. Chapple
LT 77 N. Candler	LB 43 T. Young
LG 57 J. Solomon	LB 56 C. Bumpas
C 65 A. Shapiro	LB 51 C. Friend
RG 72 R. Aversano	CB 9 B. Owens
RT 76 L. Barbiasz	FS 26 E. Dorsey
QB 9 S. Lobato	SS 6 C. Nweke
TB 33 Q. Hildreth	CB 32 M. Gibbons

Participation: 5-D. Orms, 8-J. Davis, 10-M. Baca, 11-C. Hall, 18-C. Morris, 27-R. Davis, 28-A. Kereluk, 30-J. Bible, 31-J. Burnley, 35-A. Downing, 36-R. Holland, 37-C. Kaman, 38-D. Eden, 40-M. Puckett, 42-K. Griffin, 44-D. Kildahl, 46-C. Sparacio, 47-C. Haverty, 47-A. Wilbers, 48-R. Holmes, 52-R. Gackle, 67-A. Gumbs, 69-J. Schalamon, 94-L. Smith, 99-M. Lucas.

NC Individual Statistics

Rushing	No	Gain	Loss	Net	TD	Lg
Q. Hildreth	20	47	11	36	0	23
D. Orms	12	29	4	25	0	9
R. Holland	4	11	0	11	0	5
J. Burnley	5	11	4	7	0	5
S. Lobato	5	7	8	-1	0	4

Passing	Cmp	Att	Int	Yds	TD	Lg
S. Lobato	2	7	0	22	0	12
D. Orms	1	6	0	7	0	7

Receiving	No.	Yds	TD	Long
C. Morris	2	22	0	12
P. Walker	1	7	0	7

Punting	No.	Yds	Avg	Long	In20	TB
C. Kaman	5	199	39.8	46	1	0

All Returns	PR	KOR	INTR
L. Smith	1-16	0-0	0-0
N. Hernon	0-3	0-0	0-0
D. Gunn	0-0	3-71	0-0

Field goals	Qtr	Time	Yds	G/M
D. Eden	1st	00:38	27	Missed

Defense	U-A-TT	TFL	Sack	Int	FF-FR
C. Bumpas	6-11-17	1.5-2	0-0	0-0	0-1
C. Nweke	3-7-10	0-0	0-0	0-0	0-0
M. Gibbons	4-2-6	2.0-3	0-0	0-0	1-0
E. Dorsey	3-3-6	0-0	0-0	0-0	0-0

SAC Individual Statistics

Rushing	No	Gain	Loss	Net	TD	Lg
B. Hilliard	31	113	7	106	0	15
J. Fleming	13	61	2	59	1	15
J. Croxdale	4	12	0	12	0	6
S. McCowan	3	2	2	0	0	2

Passing	Cmp	Att	Int	Yds	TD	Lg

Receiving	No.	Yds	TD	Long

Punting	No.	Yds	Avg	Long	In20	TB
A. Heath	7	242	34.6	47	1	1

All Returns	PR	KOR	INTR
J. Hendershott	0-0	1-10	0-0

Field goals	Qtr	Time	Yds	G/M

Defense	U-A-TT	TFL	Sack	Int	FF-FR
J. Badger	5-5-10	0-0	0-0	0-0	0-0
T. Davis	5-5-10	2.5-8	0-0	0-0	2-0
M. Agaiava	4-3-7	1.0-2	0-0	0-0	0-0
R. McMahan	3-3-6	0.5-1	0-0	0-0	0-0
O. Odiase	3-3-6	0-0	0-0	0-0	1-0



GAME 7 • October 15, 2011



27



48

Northern Colorado

Eastern Washington

Roos Field • Cheney, Wash.

Attendance: 8,742 • Kickoff time: 4:05 pm • Total elapsed time: 3:08

Team Statistics

	NC	EWU
FIRST DOWNS	20	29
Rushing	2	5
Passing	17	18
Penalty	1	6
NET YARDS RUSHING	17	104
Rushing Attempts	20	30
Average Per Rush	0.9	3.5
Yards Gained Rushing	51	136
Yards Lost Rushing	34	32
NET YARDS PASSING	408	418
Completions-Attempts-Int	32-49-2	29-43-0
Average Per Completion	12.8	14.4
TOTAL OFFENSE YARDS	425	522
Total offense plays	69	73
Average Gain Per Play	6.2	7.2
Fumbles: Number-Lost	1-1	1-0
Penalties: Number-Yards	8-83	9-88
PUNTS-YARDS	3-105	3-137
Average Yards Per Punt	35.0	45.7
KICKOFFS-YARDS	6-346	9-517
Average Yards Per Kickoff	57.7	57.4
Punt returns	1-3-0	2-34-0
Average Per Return	3.0	17.0
Kickoff returns	9-191-0	5-96-0
Average Per Return	21.2	19.2
Interceptions	0-0-0	2-11-0
Fumble Returns	0-0-0	0-0-0
Possession Time	30:32	29:28
Third-Down Conversions	6 of 15	6 of 14
Fourth-Down Conversions	1 of 1	0 of 0
Red-Zone Scores-Chances	4-6	6-7
Sacks By: Number-Yards	1-10	5-18
PAT Kicks	3-3	6-6
Field Goals	2-3	2-3

Score by Quarters	1	2	3	4	Score
Northern Colorado	7	3	10	7	27
Eastern Washington	3	21	17	7	48
First Quarter					
EWU-M. Jarrett 43 yd field goal, 9:55 (9 play, 45 yards, 5:05)					
NC-Q. Hildreth 4 yd run (Dave Eden kick), 5:53 (9 plays, 76 yards, 4:02)					
Second Quarter					
EWU-N. Edwards 19 yd pass from Bo Mitchell (Jarrett kick), 11:54, (3 plays, 44 yards, 1:13)					
EWU-Mitchell 1 yd run (Jarrett kick), 3:25 (7 plays, 46 yards, 2:53)					
EWU-Q. Forte 8 yd run (Jarrett kick), 1:19 (3 plays, 75 yards, 0:17)					
NC-Eden 22 yd field goal, 0:02 (6 plays, 46 yards, 1:17)					
Third Quarter					
NC-P. Walker 37 yd pass from Seth Lobato (Eden kick), 12:22 (6 plays, 61 yards, 2:38)					
EWU-Jarrett 19 yd field goal, 9:24 (8 plays, 70 yards, 2:58)					
NC-Eden 20 yd field goal, 5:24 (10 plays, 73 yards, 4:00)					
EWU-G. Herd 12 yd pass from Mitchell (Jarrett kick), 1:20 (11 plays, 72 yards, 4:04)					
EWU-Edwards 42 yd pass from Mitchell (Jarrett kick), 0:58 (1 play, 42 yards, 0:08)					
Fourth Quarter					
EWU-M. Brown 4 yd run (Jarrett kick), 12:04 (6 plays, 45 yards, 2:01)					
NC-Lobato 3 yd run (Eden kick), 8:31 (11 plays, 60 yards, 3:33)					

CHENEY, Wash. – Turnovers in the second-half proved extremely costly for the Northern Colorado football team as they lost 48-27 at defending national champion Eastern Washington on Saturday. The Bears scored at least three points in every quarter but had two interceptions and one fumble in the second half to set up the Eagles.

The Bears (0-7, 0-5 Big Sky) had a season-best 425 yards of total offense and 20 first downs, 17 coming off passing as sophomore quarterback Seth Lobato threw for a career-best 408 yards, completing 32-of-49 passes.

The Eagles (3-4, 3-2 Big Sky) totaled 522 yards of offense with 104 rushing yards and 418 passing yards as the two quarterbacks completed 29-of-43 attempts.

Senior wide receiver Patrick Walker caught 14 of Lobato's 32 passes for a career-best 166 yards and one touchdown. His 166 yards move him up three spots into eighth all-time at Northern Colorado with 1,727 yards and he is also now fourth with 141 career receptions, passing Bill Krueger (1985-88) who had 138.

Walker's 14 catches are the second-most in a single game in Northern Colorado history, just one shy of 15 by Vincent Jackson against Montana in 2004.

Lobato ended the game with 405 yards of total offense, the fourth-best single game total, while his 408 passing yards is second on that single game list.

Defensively, sophomore linebacker Clarence Bumpas recorded double figures in tackles for the fifth straight game with 12, while senior defensive back Elliott Dorsey also had 10. Freshman defensive back James Davis had his first career sack, while three of junior Marcel Gibbons' tackles were for lost yardage.

Eastern Washington was led by Bo Levi Mitchell who completed 28-of-39 passes for 400 yards, while Greg Herd caught 11 of those passes for 159 yards and one touchdown. Nicholas Edwards also caught two TD passes. The Eagles had three players record six tackles each, while both Paul Ena and Anthony Larry had 1.5 sacks.

NC Individual Statistics

Rushing	No	Gain	Loss	Net	TD	Lg
Q. Hildreth	9	25	4	21	1	7
S. Lobato	11	26	30	-4	1	8

Passing	Cmp	Att	Int	Yds	TD	Lg
Seth Lobato	32	49	2	408	1	48

Receiving	No.	Yds	TD	Long
P. Walker	14	166	1	37
C. Morris	7	80	0	26
D. Stimphil	4	76	0	48
D. Gunn	4	70	0	39
M. Peoples	2	12	0	7
N. Candler	1	4	0	4

Punting	No.	Yds	Avg	Long	In20	TB
C. Kaman	3	105	35.0	40	0	0

All Returns	PR	KOR	INTR
P. Walker	0-0	6-99	0-0
D. Stimphil	0-0	1-42	0-0
D. Gunn	1-3	2-50	0-0

Field goals	Qtr	Time	Yds	G/M
Dave Eden	2nd	01:36	42	Missed
Dave Eden	2nd	00:02	22	Good
Dave Eden	3rd	05:24	20	Good

Defense	U-A-TT	TFL	Sack	Int	FF-FR
C. Bumpas	2-10-12	1-1	0-0	0-0	0-0
E. Dorsey	5-5-10	0-0	0-0	0-0	0-0
J. Davis	6-2-8	1-10	1-10	0-0	0-0
C. Hall	6-2-8	0-0	0-0	0-0	0-0

EWU Individual Statistics

	No	Gain	Loss	Net	TD	Lg
Q. Forte	9	52	2	50	1	17
G. Herd	1	29	0	29	0	29
J. Talley	12	29	17	12	0	8
M. Brown	5	13	3	10	1	6
B. Mitchell	3	13	10	3	1	12

Passing	Cmp	Att	Int	Yds	TD	Lg
B. Mitchell	28	39	0	400	3	46
A. Vitto	1	4	0	18	0	18

Receiving	No.	Yds	TD	Long
G. Herd	11	159	1	46
A. Clark	6	74	0	21
N. Edwards	5	81	2	42
Q. Forte	3	69	0	33
J. Talley	2	13	0	9
D. Bronson	1	18	0	18

Punting	No.	Yds	Avg	Long	In20	TB
J. Miller	3	137	45.7	59	1	1

All Returns	PR	KOR	INTR
A. Clark	2-34	0-0	0-0
Q. Forte	0-0	3-51	0-0
M. Brown	0-0	1-24	0-0
T. Lee	0-0	0-0	1-0
A. Brown	0-0	0-0	1-11
C. Mitchell	0-0	1-21	0-0

Field goals	Qtr	Time	Yds	G/M
Mike Jarrett	1st	09:55	43	Good
Mike Jarrett	1st	00:36	27	Missed
Mike Jarrett	3rd	09:24	19	Good

Defense	U-A-TT	TFL	Sack	Int	FF-FR
J. Agen	4-2-6	0-0	0-0	0-0	0-0
P. Ena	3-3-6	4-9	1.5-8	0-0	0-1
M. Johnson	1-5-6	1-3	0.5-3	0-0	0-0

Starters & Participation

OFFENSIVE STARTERS	DEFENSIVE STARTERS
T 77 N. Candler	LE 97 N. Hernon
G 57 J. Solomon	NG 63 M. Felker
C 65 A. Shapiro	RE 91 D. Chapple
G 71 C. Anderson	SLB 48 R. Holmes
T 76 L. Barbiasz	MLB 56 C. Bumpas
QB 9 S. Lobato	WLB 51 C. Friend
TB 33 Q. Hildreth	CB 11 C. Hall
WR 3 D. Stimphil	CB 9 B. Owens
WR 18 C. Morris	FS 26 E. Dorsey
WR 1 P. Walker	SS 39 C. Nweke
WR 16 D. Gunn	CB 32 M. Gibbons

Participation: 2-M. Peoples, 8-J. Davis, 10-M. Baca, 27-R. Davis, 28-A. Kereluk, 30-J. Bible, 31-J. Burnley, 36-R. Holland, 37-C. Kaman, 38-D. Eden, 40-M. Puckett, 42-K. Griffin, 44-D. Kildahl, 46-C. Sparacio, 47-C. Haverty, 47-A. Wilbers, 67-A. Gumbs, 69-J. Schalamon, 88-C. Stewart, 94-L. Smith, 95-VJ Holmes, 99-M. Lucas.



Season Statistics

Schedule & Results

Date	Opponent	W/L	Score	Attend.
Sep. 03	Lindenwood	L	20-22	4,393
Sep. 10	at Colorado State	L	14-33	25,367
Sep. 17	*at Idaho State	L	20-50	6,350
Sep. 24	*Weber State	L	21-45	5,692
Oct. 01	*at #16/19 Montana	L	28-55	25,919
Oct. 08	*Sacramento State	L	0-14	1,189
Oct. 15	*at Eastern Washington	L	27-48	8,742

SCORE BY QUARTERS	1st	2nd	3rd	4th	Total
Northern Colorado	24	24	34	48	130
Opponents	53	103	69	42	267

Team Statistics

	NC	OPP
SCORING	130	267
Points Per Game	18.6	38.1
FIRST DOWNS	95	166
Rushing	20	58
Passing	66	93
Penalty	9	15
RUSHING YARDAGE	443	1072
Yards gained rushing	667	1272
Yards lost rushing	224	200
Rushing Attempts	198	281
Average Per Rush	2.2	3.8
Average Per Game	63.3	153.1
TDs Rushing	4	14
PASSING YARDAGE	1379	2067
Comp-Att-Int	130-236-10	173-249-5
Average Per Pass	5.8	8.3
Average Per Catch	10.6	11.9
Average Per Game	197.0	295.3
TDs Passing	9	17
TOTAL OFFENSE	1822	3139
Total Plays	434	530
Average Per Play	4.2	5.9
Average Per Game	260.3	448.4
KICK RETURNS: #-Yards	36-823	22-498
PUNT RETURNS: #-Yards	8-50	14-234
INT RETURNS: #-Yards	5-61	10-204
KICK RETURN AVERAGE	22.9	22.6
PUNT RETURN AVERAGE	6.2	16.7
INT RETURN AVERAGE	12.2	20.4
FUMBLES-LOST	15-6	15-7
PENALTIES-Yards	50-417	46-445
Average Per Game	59.6	63.6
PUNTS-Yards	47-1772	31-1173
Average Per Punt	37.7	37.8
Net punt average	32.3	34.3
TIME OF POSSESSION/Game	26:20	32:59
3RD-DOWN Conversions	30/105	38/98
3rd-Down Pct	29%	39%
4TH-DOWN Conversions	3/12	5/10
4th-Down Pct	25%	50%
SACKS BY-Yards	15-99	20-100
MISC YARDS	0	0
TOUCHDOWNS SCORED	16	34
FIELD GOALS-ATTEMPTS	6-8	10-13
ON-SIDE KICKS	0-2	0-0
RED-ZONE SCORES	15-21 71%	30-38 79%
RED-ZONE TOUCHDOWNS	10-21 48%	22-38 58%
PAT-ATTEMPTS	16-16 100%	31-33 94%
ATTENDANCE	11274	66378
Games/Avg Per Game	3/3758	4/16594
Neutral Site Games		0/0



Season Statistics

Rushing Totals

	GP	Att	Gain	Loss	Net	Avg	TD	Long	Avg/G
Quentin Hildreth	7	95	358	57	301	3.2	3	66	43.0
Dylan Orms	3	25	70	13	57	2.3	0	10	19.0
Seth Lobato	6	47	153	106	47	1.0	1	31	7.8
Robert Holland	7	9	37	0	37	4.1	0	11	5.3
John Burnley	4	9	22	4	18	2.0	0	8	4.5
Patrick Walker	7	3	12	4	8	2.7	0	8	1.1
David Deans	1	4	8	0	8	2.0	0	4	8.0
Dimitri Stimphil	7	1	3	0	3	3.0	0	3	0.4
Cameron Kaman	7	1	0	4	-4	-4.0	0	0	-0.6
Matt Baca	7	3	4	8	-4	-1.3	0	4	-0.6
TEAM	3	1	0	28	-28	-28.0	0	0	-9.3
Total	7	198	667	224	443	2.2	4	66	63.3
Opponents	7	281	1272	200	1072	3.8	14	37	153.1

Passing Totals

	GP	Effic	Cmp-Att-Int	Pct	Yds	TD	Lng	Avg/G
Seth Lobato	6	115.10	111-194-8	57.2	1213	8	48	202.2
Dylan Orms	3	70.61	11-25-1	44.0	103	0	30	34.3
Matt Baca	7	85.84	8-17-1	47.1	63	1	19	9.0
Total	7	108.28	130-236-10	55.1	1379	9	48	197.0
Opponents	7	157.72	173-249-5	69.5	2067	17	71	295.3

Receiving Totals

	GP	No.	Yds	Avg	TD	Long	Avg/G
Patrick Walker	7	47	505	10.7	5	37	72.1
Chris Morris	7	30	286	9.5	2	30	40.9
Dominic Gunn	7	15	185	12.3	1	39	26.4
Dimitri Stimphil	7	11	216	19.6	0	48	30.9
Quentin Hildreth	7	9	37	4.1	0	13	5.3
Marcell Peoples	5	7	67	9.6	0	16	13.4
Doug Steele	6	6	60	10.0	0	14	10.0
David Deans	1	2	12	6.0	1	8	12.0
Cameron Stewart	4	1	5	5.0	0	5	1.2
Nick Candler	7	1	4	4.0	0	4	0.6
Robert Holland	7	1	2	2.0	0	2	0.3
Total	7	130	1379	10.6	9	48	197.0
Opponents	7	173	2067	11.9	17	71	295.3

Scoring

	TD	----- PATs -----						Saf	Points
		FGs	Kick	Rush	Rcv	Pass	DXP		
Dave Eden	0	6-8	16-16	0-0	0	0-0	0	0	34
Patrick Walker	5	0-0	0-0	0-0	0	0-0	0	0	30
Quentin Hildreth	3	0-0	0-0	0-0	0	0-0	0	0	18
Chris Morris	2	0-0	0-0	0-0	0	0-0	0	0	12
Dominic Gunn	2	0-0	0-0	0-0	0	0-0	0	0	12
David Deans	1	0-0	0-0	0-0	0	0-0	0	0	6
Seth Lobato	1	0-0	0-0	0-0	0	0-0	0	0	6
Chuks Nweke	1	0-0	0-0	0-0	0	0-0	0	0	6
VJ Holmes	1	0-0	0-0	0-0	0	0-0	0	0	6
Total	16	6-8	16-16	0-0	0	0-0	0	0	130
Opponents	34	10-13	31-33	0-0	0	0-1	0	1	267

Punt Returns

	No.	Yds	Avg	TD	Long
Dominic Gunn	7	31	4.4	0	15
Lexington Smith	1	16	16.0	0	0
Nick Hernon	0	3	0.0	0	3
Total	8	50	6.2	0	15
Opponents	14	234	16.7	1	44

Kick Returns

	No.	Yds	Avg	TD	Long
Dominic Gunn	18	478	26.6	1	94
Patrick Walker	11	196	17.8	0	33
Chris Morris	2	56	28.0	0	40
John Burnley	2	31	15.5	0	17
Marcel Gibbons	1	10	10.0	0	10
Dimitri Stimphil	1	42	42.0	0	42
Taylor Young	1	10	10.0	0	10
Total	36	823	22.9	1	94
Opponents	22	498	22.6	0	44

Interceptions

	No.	Yds	Avg	TD	Long
Cameron Friend	2	3	1.5	0	3
Marcel Gibbons	1	0	0.0	0	0
VJ Holmes	1	58	58.0	1	58
Elliott Dorsey	1	0	0.0	0	0
Total	5	61	12.2	1	58
Opponents	10	204	20.4	1	94

Fumble Returns

	No.	Yds	Avg	TD	Long
Clarence Bumpas	1	20	20.0	0	20
Marcel Gibbons	1	2	2.0	0	2
Chuks Nweke	1	6	6.0	1	6
Total	3	28	9.3	1	20
Opponents	1	4	4.0	1	4



Season Statistics

Total Offense

	GP	Plays	Rush	Pass	Total	Avg/G
Seth Lobato	6	241	47	1213	1260	210.0
Quentin Hildreth	7	95	301	0	301	43.0
Dylan Orms	3	50	57	103	160	53.3
Matt Baca	7	20	-4	63	59	8.4
Robert Holland	7	9	37	0	37	5.3
John Burnley	4	9	18	0	18	4.5
David Deans	1	4	8	0	8	8.0
Patrick Walker	7	3	8	0	8	1.1
Dimitri Stimpfil	7	1	3	0	3	0.4
Cameron Kaman	7	1	-4	0	-4	-0.6
TEAM	3	1	-28	0	-28	-9.3
Total	7	434	443	1379	1822	260.3
Opponents	7	530	1072	2067	3139	448.4

All Purpose Yards

	GP	Rush	Rec	PR	KR	IR	Tot	Avg/G
Patrick Walker	7	8	505	0	196	0	709	101.3
Dominic Gunn	7	0	185	31	478	0	694	99.1
Chris Morris	7	0	286	0	56	0	342	48.9
Quentin Hildreth	7	301	37	0	0	0	338	48.3
Dimitri Stimpfil	7	3	216	0	42	0	261	37.3
Marcell Peoples	5	0	67	0	0	0	67	13.4
Doug Steele	6	0	60	0	0	0	60	10.0
VJ Holmes	7	0	0	0	0	58	58	8.3
Dylan Orms	3	57	0	0	0	0	57	19.0
John Burnley	4	18	0	0	31	0	49	12.2
Seth Lobato	6	47	0	0	0	0	47	7.8
Robert Holland	7	37	2	0	0	0	39	5.6
David Deans	1	8	12	0	0	0	20	20.0
Lexington Smith	7	0	0	16	0	0	16	2.3
Marcel Gibbons	7	0	0	0	10	0	10	1.4
Taylor Young	5	0	0	0	10	0	10	2.0
Cameron Stewart	4	0	5	0	0	0	5	1.2
Nick Candler	7	0	4	0	0	0	4	0.6
Nick Hernon	7	0	0	3	0	0	3	0.4
Cameron Friend	6	0	0	0	0	3	3	0.5
Cameron Kaman	7	-4	0	0	0	0	-4	-0.6
Matt Baca	7	-4	0	0	0	0	-4	-0.6
TEAM	3	-28	0	0	0	0	-28	-9.3
Total	7	443	1379	50	823	61	2756	393.7
Opponents	7	1072	2067	234	498	204	4075	582.1

Punting

	No.	Yds	Avg	Long	TB	FC	I20	Blkd
Cameron Kaman	46	1748	38.0	58	1	13	9	1
TEAM	1	24	24.0	24	0	0	0	0
Total	47	1772	37.7	58	1	13	9	1
Opponents	31	1173	37.8	63	3	4	10	1

Kickoffs

	No.	Yds	Avg	TB	OB	Retn	Net	YdLn
Mason Puckett	22	1352	61.5	3	0			
Dave Eden	5	267	53.4	1	0			
Cameron Kaman	1	61	61.0	0	0			
Total	28	1680	60.0	4	0	498	39.4	30
Opponents	48	2866	59.7	9	1	823	38.8	31

Field Goals

	Dave Eden	Mason Puckett
FGM-FGA	6-8	0-0
Pct.	75.0	0.0
01-19	1-1	0-0
20-29	3-4	0-0
30-39	1-1	0-0
40-49	1-2	0-0
50-99	0-0	0-0
Long	42	0
Blocked	0	0

Field Goal Sequence

	NC	OPP
Lindenwood	(35),(25)	(22),(30),(21)
Colorado State	-	(22)
Idaho State	(42),(19)	(22),37
Weber State	-	(35)
Montana	-	(47),51,(27)
Sacramento State	27	-
Eastern Washington	42,(22),(20)	(43),27,(19)

Numbers in (parentheses) indicate field goal was made.



Season Statistics

	-----Tackles-----				-Sacks-			-----Pass Def-----			---Fumbles---		Blkd	
	GP	Solo	Ast	Total	TFL/Yds	No-Yds	Int-Yds	BrUp	QBH	Rcv-Yds	FF	Kick	Saf	
Clarence Bumpas	7	28	60	88	5.0-14	1.0-7	.	2	1	2-20	1	.	.	
Chuks Nweke	7	26	31	57	2.5-5	.	.	1	.	1-6	.	.	.	
Marcel Gibbons	7	29	25	54	9.0-35	3.0-20	1-0	3	1	1-2	2	.	.	
Elliott Dorsey	7	24	25	49	1.5-12	1.0-11	1-0	.	2	2-0	1	.	.	
Cameron Friend	6	15	31	46	2.0-12	1.0-10	2-3	1	
Brandon Owens	7	16	21	37	1.5-2	.	.	2	.	.	1	.	.	
Courtney Hall	7	21	10	31	1.5-5	
Devontae Chapple	7	12	16	28	7.5-31	5.0-27	.	1	2	
Marcus Felker	7	11	15	26	6.5-17	1.0-5	.	1	.	1-0	1	.	.	
James Davis	7	17	5	22	1.0-10	1.0-10	.	1	
Lexington Smith	7	6	15	21	1.0-8	1.0-8	1	1	.	
Colby Riggins	5	14	6	20	2.0-5	.	.	2	
Nick Hernon	7	3	15	18	2.5-6	0.5-2	.	2	2	
VJ Holmes	7	4	12	16	2.0-6	0.5-2	1-58	2	2	
Robert Davis	7	4	11	15	1	.	.	
Gavin Miller	2	4	9	13	1.5-2	
Dylan Kildahl	7	3	10	13	1.5-6	
Clay Haverty	6	3	6	9	
Taylor Young	5	4	5	9	
Ryan Holmes	6	3	5	8	1.5-5	
Jordan Bible	7	4	3	7	
Conor Sparacio	5	1	5	6	.	.	.	1	
Marcus Lucas	7	2	1	3	
Patrick Walker	7	3	.	3	
Aisea Vave	4	2	1	3	
Marcell Peoples	5	2	.	2	
Ryan Gackle	6	.	2	2	
Robert Holland	7	1	1	2	
Quentin Hildreth	7	2	.	2	
John Burnley	4	1	1	2	
Cameron Kaman	7	2	.	2	
Dimitri Stimphil	7	1	1	2	
Chris Morris	7	1	.	1	
Rick Aversano	6	1	.	1	
Total	7	270	348	618	50-181	15-99	5-61	19	10	7-28	8	1	.	
Opponents	7	218	244	462	58.0-200	20-100	10-204	26	14	6-4	9	1	1	



Season Superlatives

Game	Final Score	Score by Quarter				First Downs Rush-Pass-Pen-Tot	Rushing Att-Yds-TD	Passing C-A-I-Yds-TD	Total Off. Att-Yds	Punting No-Avg	Fumbles No-Lost	Penalty No-Yds	Third Time of	
		1	2	3	4 (ot)								Downs	Poss
Lindenwood	22	3	10	0	9	8-14-1-23	36-131-1	29-41-1-316-1	77-447	5-37.8	1-1	7-67	5-14	34:47
BEARS	20	7	7	0	6	4-9-2-15	33-101-1	16-27-0-162-1	60-263	9-36.6	1-0	7-80	4-16	25:13
Colorado State	33	14	14	3	2	13-13-2-28	41-242-3	28-42-3-259-1	83-501	1-50.0	4-0	8-91	4-14	41:07
BEARS	14	0	0	7	7	3-5-1-9	20-129-1	11-23-2-87-1	43-216	5-34.8	1-0	6-36	4-12	18:53
Idaho State	50	9	13	7	21	5-25-7-37	26-(-9)-2	53-77-1-544-4	103-535	5-42.2	1-1	5-51	9-18	32:29
BEARS	20	3	7	3	7	4-8-2-14	20-47-0	21-39-4-219-1	59-266	8-40.1	1-0	13-107	0-11	22:52
Weber State	45	14	21	7	3	9-11-0-20	49-233-1	20-26-0-280-5	75-513	4-36.0	2-1	7-63	9-16	34:24
BEARS	21	0	0	14	7	4-12-2-18	32-85-0	17-39-1-220-3	71-305	8-37.0	3-2	6-42	9-17	25:36
Montana	55	10	17	28	0	11-11-0-22	48-194-3	14-20-0-250-3	68-444	5-40.0	3-2	4-25	2-10	27:40
BEARS	28	7	7	0	14	1-13-0-14	24-21-0	30-46-1-254-2	70-275	9-38.7	1-1	6-36	5-17	32:20
Sacramento State	14	0	7	7	0	7-0-0-7	51-177-1	0-0-0-0-0	51-177	8-30.2	3-2	6-60	2-12	30:58
BEARS	0	0	0	0	0	2-2-1-5	49-43-0	3-13-0-29-0	62-72	5-39.8	7-2	4-33	2-17	28:53
E. Washington	48	3	21	17	7	5-18-6-29	30-104-3	29-43-0-418-3	73-522	3-45.7	1-0	9-88	6-14	29:28
BEARS	27	7	3	10	7	2-17-1-20	20-17-2	32-49-2-408-1	69-425	3-35.0	1-1	8-83	6-15	30:32

Offensive Starters

	WR	WR	WR	TE	LT	LG	C	RG	RT	QB	RB
LWU	Morris	Walker	Gunn	Steele	Candler	Solomon	Shapiro	Aversano	Barbiasz	Lobato	Deans
CSU	Morris	Walker	Gunn	Steele	Candler	Solomon	Shapiro	Gilmore	Barbiasz	Orms	Hildreth
ISU	Morris	Walker	Gunn	Steele	Candler	Solomon	Shapiro	Aversano	Barbiasz	Lobato	Hildreth
WSU	Peoples	Stimphil	Downing (FB)	Schalamon	Candler	Solomon	Shapiro	Aversano	Barbiasz	Lobato	Hildreth
UM	Morris	Walker	Stimphil	Steele	Candler	Solomon	Shapiro	Aversano	Barbiasz	Lobato	Hildreth
SAC	Morris	Walker	Stimphil	Steele	Candler	Solomon	Shapiro	Aversano	Barbiasz	Lobato	Hildreth
EWU	Morris	Walker	Stimphil	Gunn (WR)	Candler	Solomon	Shapiro	Anderson	Barbiasz	Lobato	Hildreth

Defensive Starters

	LE	NG	RT	RE	SLB	MLB	WLB	CB	FS	SS	CB
LWU	Hernon	L. Smith	VJ Holmes	Chapple	Bumpas	Miller	Friend	Owens	Dorsey	Nweke	Riggins
CSU	Hernon	Felker	VJ Holmes	Chapple	Bumpas	Miller	Friend	Owens	Dorsey	Nweke	Gibbons
ISU	Hernon	Felker	VJ Holmes	Chapple	Young	Bumpas	Friend	Owens	Dorsey	Nweke	Hall
WSU	Hernon	Felker	VJ Holmes	Chapple	Young	Bumpas	Friend	Owens	Dorsey	Nweke	Gibbons
UM	Hernon	Felker	VJ Holmes	Chapple	Young	Bumpas	Haverty	Hall	Dorsey	Nweke	Gibbons
SAC	Hernon	Felker	VJ Holmes	Chapple	Young	Bumpas	Friend	Owens	Dorsey	Nweke	Gibbons
EWU	Hernon	Felker	Chapple	R. Holmes	Hall (CB)	Bumpas	Friend	Owens	Dorsey	Nweke	Gibbons



Season Superlatives

NORTHERN COLORADO INDIVIDUAL GAME HIGHS

Rushes	20	Quentin Hildreth vs Sacramento St. (Oct 08, 2011)
Yards Rushing	117	Quentin Hildreth at Colorado State (Sep 10, 2011)
TD Rushes	1	Quentin Hildreth vs Lindenwood (Sep 03, 2011) Quentin Hildreth at Colorado State (Sep 10, 2011) Seth Lobato at Eastern Washington (Oct 15, 2011) Quentin Hildreth at Eastern Washington (Oct 15, 2011)
Long Rush	66	Quentin Hildreth at Colorado State (Sep 10, 2011)
Pass attempts	49	Seth Lobato at Eastern Washington (Oct 15, 2011)
Pass completions	32	Seth Lobato at Eastern Washington (Oct 15, 2011)
Yards Passing	408	Seth Lobato at Eastern Washington (Oct 15, 2011)
TD Passes	3	Seth Lobato vs Weber State (Sep 24, 2011)
Long Pass	48	Seth Lobato at Eastern Washington (Oct 15, 2011)
Receptions	14	Patrick Walker at Eastern Washington (Oct 15, 2011)
Yards Receiving	166	Patrick Walker at Eastern Washington (Oct 15, 2011)
TD Receptions	2	Patrick Walker vs Weber State (Sep 24, 2011)
Long Reception	48	Dimitri Stimpfil at Eastern Washington (Oct 15, 2011)
Field Goals	2	Dave Eden vs Lindenwood (Sep 03, 2011) Dave Eden at Idaho State (Sep 17, 2011) Dave Eden at Eastern Washington (Oct 15, 2011)
Long Field Goal	42	Dave Eden at Idaho State (Sep 17, 2011)
Punts	9	Cameron Kaman vs Lindenwood (Sep 03, 2011) Cameron Kaman at #16 Montana (Oct 01, 2011)
Punting Avg	40.1	Cameron Kaman at Idaho State (Sep 17, 2011)
Long Punt	58	Cameron Kaman at Idaho State (Sep 17, 2011)
Long Punt Return	15	Dominic Gunn vs Lindenwood (Sep 03, 2011)
Long Kickoff Return	94	Dominic Gunn at #16 Montana (Oct 01, 2011)
Tackles	19	Clarence Bumpas vs Weber State (Sep 24, 2011)
Sacks	2.0	Marcel Gibbons at Idaho State (Sep 17, 2011) Devontae Chapple vs Weber State (Sep 24, 2011)
Tackles For Loss	3.0	Marcel Gibbons at Eastern Washington (Oct 15, 2011)
Interceptions	2	Cameron Friend at Colorado State (Sep 10, 2011)

NORTHERN COLORADO GAME HIGHS

Rushes	49	vs Sacramento State (Oct 08, 2011)
Yards Rushing	129	at Colorado State (Sep 10, 2011)
Yards Per Rush	6.4	at Colorado State (Sep 10, 2011)
TD Rushes	2	at Eastern Washington (Oct 15, 2011)
Pass attempts	49	at Eastern Washington (Oct 15, 2011)
Pass completions	32	at Eastern Washington (Oct 15, 2011)
Yards Passing	408	at Eastern Washington (Oct 15, 2011)
Yards Per Pass	8.3	at Eastern Washington (Oct 15, 2011)
TD Passes	3	vs Weber State (Sep 24, 2011)
Total Plays	71	vs Weber State (Sep 24, 2011)
Total Offense	425	at Eastern Washington (Oct 15, 2011)
Yards Per Play	6.2	at Eastern Washington (Oct 15, 2011)
Points	28	at #16 Montana (Oct 01, 2011)
Sacks By	5	at Idaho State (Sep 17, 2011)
First Downs	20	at Eastern Washington (Oct 15, 2011)
Penalties	13	at Idaho State (Sep 17, 2011)
Penalty Yards	107	at Idaho State (Sep 17, 2011)
Turnovers	4	at Idaho State (Sep 17, 2011)
Interceptions By	3	at Colorado State (Sep 10, 2011)

OPPONENT INDIVIDUAL GAME HIGHS

Rushes	31	Bryan Hilliard, vs Sacramento St. (Oct 08, 2011)
Yards Rushing	106	Bryan Hilliard, vs Sacramento St. (Oct 08, 2011)
TD Rushes	2	Raymond Carter, at Colorado State (Sep 10, 2011) Gerald Kemp, at #16 Montana (Oct 01, 2011)
Long Rush	37	Barr. Collins, vs Weber State (Sep 24, 2011)
Pass attempts	68	Kevin Yost, at Idaho State (Sep 17, 2011)
Pass completions	47	Kevin Yost, at Idaho State (Sep 17, 2011)
Yards Passing	508	Kevin Yost, at Idaho State (Sep 17, 2011)
TD Passes	5	Mike Hoke, vs Weber State (Sep 24, 2011)
Long Pass	71	Uribe, vs Lindenwood (Sep 03, 2011)
Receptions	15	Derek Graves, at Idaho State (Sep 17, 2011)
Yards Receiving	159	Greg Herd, at Eastern Washington (Oct 15, 2011)
TD Receptions	3	Shaydon Kehano, vs Weber State (Sep 24, 2011)
Long Reception	71	O'Bryant, vs Lindenwood (Sep 03, 2011)
Field Goals	3	Neal, vs Lindenwood (Sep 03, 2011)
Long Field Goal	47	Brody McKnight at #16 Montana (Oct 01, 2011)
Punts	7	Augie Heath, vs Sacramento St. (Oct 08, 2011)
Punting Avg	50.0	Pete Kontodiakos at Colorado State (Sep 10, 2011)
Long Punt	63	Brody McKnight at #16 Montana (Oct 01, 2011)
Long Punt Return	44	Jabin Sambrano at #16 Montana (Oct 01, 2011)
Long Kickoff Return	44	Helmick, vs Lindenwood (Sep 03, 2011)
Tackles	10	Epstein, vs Lindenwood (Sep 03, 2011) Mike Orakpo at Colorado State (Sep 10, 2011) Jeff Badger, vs Sacramento St. (Oct 08, 2011) Todd Davis, vs Sacramento St. (Oct 08, 2011)
Sacks	2.0	Jake Rouser, at Idaho State (Sep 17, 2011)
Tackles For Loss	3.0	Paul Ena, at Eastern Washington (Oct 15, 2011)
Interceptions	1	10 players

OPPONENT TEAM GAME HIGHS

Rushes	51	vs Sacramento State (Oct 08, 2011)
Yards Rushing	242	at Colorado State (Sep 10, 2011)
Yards Per Rush	5.9	at Colorado State (Sep 10, 2011)
TD Rushes	3	at Colorado State (Sep 10, 2011) at #16 Montana (Oct 01, 2011) at Eastern Washington (Oct 15, 2011)
Pass attempts	77	at Idaho State (Sep 17, 2011)
Pass completions	53	at Idaho State (Sep 17, 2011)
Yards Passing	544	at Idaho State (Sep 17, 2011)
Yards Per Pass	12.5	at #16 Montana (Oct 01, 2011)
TD Passes	5	vs Weber State (Sep 24, 2011)
Total Plays	103	at Idaho State (Sep 17, 2011)
Total Offense	535	at Idaho State (Sep 17, 2011)
Yards Per Play	7.2	at Eastern Washington (Oct 15, 2011)
Points	55	at #16 Montana (Oct 01, 2011)
Sacks By	5	at #16 Montana (Oct 01, 2011)
First Downs	37	at Idaho State (Sep 17, 2011)
Penalties	9	at Eastern Washington (Oct 15, 2011)
Penalty Yards	91	at Colorado State (Sep 10, 2011)
Turnovers	3	at Colorado State (Sep 10, 2011)
Interceptions By	4	at Idaho State (Sep 17, 2011)



Season Superlatives

25-YARD PLUS PLAYS

Yards	Type	Player(s)	Opponent
*94	KR	Dominic Gunn	Montana
*66	Rush	Quentin Hildreth	Colorado State
*58	INT	VJ Holmes	Idaho State
48	Pass	Dimitri Stimpfil from Seth Lobato	Eastern Washington
43	KR	Dominic Gunn	Lindenwood
42	KR	Dimitri Stimpfil	Eastern Washington
40	KR	Dominic Gunn	Sacramento State
40	KR	Chris Morris	Idaho State
39	Pass	Dominic Gunn from Seth Lobato	Eastern Washington
38	KR	Dominic Gunn	Lindenwood
37	Pass	Dimitri Stimpfil from Seth Lobato	Idaho State
*37	Pass	Patrick Walker from Seth Lobato	Eastern Washington
34	KR	Dominic Gunn	Eastern Washington
33	KR	Patrick Walker	Lindenwood
31	Rush	Seth Lobato	Idaho State
30	Pass	Chris Morris from Dylan Orms	Lindenwood
30	Pass	Patrick Walker from Seth Lobato	Eastern Washington
30	KR	Dominic Gunn	Montana
30	KR	Dominic Gunn	Idaho State
*29	Pass	Patrick Walker from Seth Lobato	Weber State
27	Pass	Dimitri Stimpfil from Seth Lobato	Weber State
26	Rush	Seth Lobato	Weber State
26	Pass	Chris Morris from Seth Lobato	Eastern Washington
25	KR	Patrick Walker	Eastern Washington
25	Pass	Chris Morris from Seth Lobato	Eastern Washington
25	KR	Dominic Gunn	Colorado State
25	Rush	Quentin Hildreth	Colorado State
25	Pass	Patrick Walker from Seth Lobato	Montana
25	Pass	Patrick Walker from Dylan Orms	Lindenwood

* touchdown scored on play

LONG PLAYS BY THE NUMBERS

Long Plays By Yards	No.	TD
100+	0	0
90-99	1	1
80-89	0	0
70-79	0	0
60-69	1	1
50-59	1	1
40-49	5	0
30-39	11	1
20-29	21	1

Long Plays By Type	No.	TD
Rushing	5	1
Passing	16	2
Punt returns	0	0
Kick returns	17	1
Interceptions	1	1
Fumble returns	1	0
Other	0	0
TOTAL	40	5

20-YARD PLUS BY PLAYER

Player	No.	TD	R	P	KR	PR	IR	FR
Dominic Gunn	12	1	0	2	10	0	0	0
Patrick Walker	11	2	0	6	5	0	0	0
Dimitri Stimpfil	5	0	0	4	1	0	0	0
Chris Morris	5	0	0	4	1	0	0	0
Quentin Hildreth	3	1	3	0	0	0	0	0
Seth Lobato	2	0	2	0	0	0	0	0
VJ Holmes	1	1	0	0	0	0	1	0
Clarence Bumpas	1	0	0	0	0	0	0	1
TOTAL	40	5	5	16	17	0	1	1

LONGEST PLAYS OF THE YEAR

Rushing

66 Quentin Hildreth vs Colorado State (9/10/2011)

Rushing Touchdown

66 Quentin Hildreth vs Colorado State (9/10/2011)

Passing

48 Dimitri Stimpfil from Seth Lobato vs Eastern Washington (10/15/2011)

Passing Touchdown

37 Patrick Walker from Seth Lobato vs Eastern Washington (10/15/2011)

Punt Return

15 Dominic Gunn vs Lindenwood (9/3/2011)

Kick Return

94 Dominic Gunn vs Montana (10/1/2011)

Interception Return

58 VJ Holmes vs Idaho State (9/17/2011)

Fumble Return

20 Clarence Bumpas vs Montana (10/1/2011)

Punt

58 Cameron Kaman vs Idaho State (9/17/2011)

Field Goal

42 Dave Eden vs Idaho State (9/17/2011)



Career Statistics

2011 SEASON STATISTICS										CAREER STATISTICS									
RUSHING	GP	Att	Gain	Loss	Net	Avg	TD	Long	Avg/G	GP	Att	Gain	Loss	Net	Avg	TD	Long	Avg/G	
Quentin Hildreth	7	95	358	57	301	3.2	3	66	43.0	7	95	358	57	301	3.2	3	66	43.0	
Dylan Orms	3	25	70	13	57	2.3	0	10	19.0	27	166	749	241	508	3.1	7	52	18.8	
John Burnley	4	9	22	4	18	2.0	0	8	4.5	14	56	201	25	176	3.1	2	34	12.6	
David Deans	1	4	8	0	8	2.0	0	4	8.0	1	4	8	0	8	2.0	0	4	8.0	
Seth Lobato	6	47	153	106	47	1.0	1	31	7.8	10	66	200	123	77	1.2	1	31	7.7	
Robert Holland	7	9	37	0	37	4.1	0	11	5.3	7	9	37	0	37	4.1	0	11	5.3	
CJ Glenn	0	0	0	0	0	0.0	0	0	0.0	7	11	33	8	25	2.3	0	12	3.6	
Patrick Walker	7	3	12	4	8	2.7	0	8	1.1	40	16	66	13	53	3.3	0	14	1.3	
Dimitri Stimphil	7	1	3	0	3	3.0	0	3	0.4	7	1	3	0	3	3.0	0	3	0.4	
Dominic Gunn	7	0	0	0	0	0.0	0	0	0.0	30	1	10	0	10	10.0	0	10	0.3	
Cameron Kaman	7	1	0	4	-4	-4.0	0	0	-0.6	39	2	6	4	2	1.0	0	6	0.1	
Lee Barbiasz	7	0	0	0	0	0.0	0	0	0.0	37	0	0	1	-1	0.0	0	0	0.0	
Chris Morris	7	0	0	0	0	0.0	0	0	0.0	25	1	0	1	-1	-1.0	0	0	0.0	
Matt Baca	7	3	4	8	-4	-1.3	0	4	-0.6	9	14	17	63	-46	-3.3	0	5	-5.1	
PASSING	GP	Effic	Cmp-Att-Int	Pct	Yds	TD	Lng	Avg/G	GP	Effic	Cmp-Att-Int	Pct	Yds	TD	Lng	Avg/G			
Seth Lobato	6	115.10	111-194-8	57.2	1213	8	48	202.2	10	115.41	121-212-9	57.1	1333	9	48	133.3			
Dylan Orms	3	70.61	11-25-1	44.0	103	0	30	34.3	27	133.56	158-299-10	52.8	2404	18	77	89.0			
Matt Baca	7	85.84	8-17-1	47.1	63	1	19	9.0	9	125.08	26-48-2	54.2	335	3	51	37.2			
Dominic Gunn	7	0.0	0-0-0	0.0	0	0	0	0.0	30	268.00	1-1-0	100.0	20	0	20	0.7			
RECEIVING	GP	No.	Yds	Avg	TD	Long	Avg/G	GP	No.	Yds	Avg	TD	Long	Avg/G					
Patrick Walker	7	47	505	10.7	5	37	72.1	40	141	1727	12.2	12	77	43.2					
Dimitri Stimphil	7	11	216	19.6	0	48	30.9	7	11	216	19.6	0	48	30.9					
Chris Morris	7	30	286	9.5	2	30	40.9	25	55	615	11.2	5	74	24.6					
Doug Steele	6	6	60	10.0	0	14	10.0	16	18	325	18.1	3	70	20.3					
Dominic Gunn	7	15	185	12.3	1	39	26.4	30	50	552	11.0	1	39	18.4					
Marcell Peoples	5	7	67	9.6	0	16	13.4	5	7	67	9.6	0	16	13.4					
David Deans	1	2	12	6.0	1	8	12.0	1	2	12	6.0	1	8	12.0					
Quentin Hildreth	7	9	37	4.1	0	13	5.3	7	9	37	4.1	0	13	5.3					
John Burnley	4	0	0	0.0	0	0	0.0	14	10	64	6.4	0	15	4.6					
CJ Glenn	0	0	0	0.0	0	0	0.0	7	2	20	10.0	0	16	2.9					
Cameron Stewart	4	1	5	5.0	0	5	1.2	4	1	5	5.0	0	5	1.2					
Dylan Orms	3	0	0	0.0	0	0	0.0	27	1	20	20.0	0	20	0.7					
Andrew Downing	5	0	0	0.0	0	0	0.0	34	4	18	4.5	0	7	0.5					
Robert Holland	7	1	2	2.0	0	2	0.3	7	1	2	2.0	0	2	0.3					
Nick Candler	7	1	4	4.0	0	4	0.6	22	1	4	4.0	0	4	0.2					
Alex Shapiro	7	0	0	0.0	0	0	0.0	38	1	1	1.0	0	1	0.0					
TOTAL OFFENSE	G	Plays	Rush	Pass	Total	Avg/G	G	Plays	Rush	Pass	Total	Avg/G							
Seth Lobato	6	241	47	1213	1260	210.0	10	278	77	1333	1410	141.0							
Dylan Orms	3	50	57	103	160	53.3	27	465	508	2404	2912	107.9							
Quentin Hildreth	7	95	301	0	301	43.0	7	95	301	0	301	43.0							
Matt Baca	7	20	-4	63	59	8.4	9	62	-46	335	289	32.1							
John Burnley	4	9	18	0	18	4.5	14	56	176	0	176	12.6							
David Deans	1	4	8	0	8	8.0	1	4	8	0	8	8.0							
Robert Holland	7	9	37	0	37	5.3	7	9	37	0	37	5.3							
CJ Glenn	0	0	0	0	0	0.0	7	11	25	0	25	3.6							
Patrick Walker	7	3	8	0	8	1.1	40	16	53	0	53	1.3							
Dominic Gunn	7	0	0	0	0	0.0	30	2	10	20	30	1.0							
Dimitri Stimphil	7	1	3	0	3	0.4	7	1	3	0	3	0.4							
Cameron Kaman	7	1	-4	0	-4	-0.6	39	2	2	0	2	0.1							
Lee Barbiasz	7	0	0	0	0	0.0	37	0	-1	0	-1	0.0							
Chris Morris	7	0	0	0	0	0.0	25	1	-1	0	-1	0.0							
FIELD GOALS	Att	Good	Long	Blkd	Att	Good	Long	Blkd	Pct.										
Dave Eden	8	6	42	0	11	7	42	0	63.6										
Mason Puckett	0	0	0	0	8	4	39	2	50.0										
KICKOFFS	No.	Yds	Avg	TB	OB	No.	Yds	Avg	TB	OB									
Cameron Kaman	1	61	61.0	0	0	22	1340	60.9	1	0									
Mason Puckett	22	1352	61.5	3	0	101	6138	60.8	12	3									
Dave Eden	5	267	53.4	1	0	17	987	58.1	1	0									
PUNTING	No.	Yds	Avg	Long	TB	FC	I20	50+	No.	Yds	Avg	Long	TB	FC	I20	50+			
Cameron Kaman	46	1748	38.0	58	1	11	9	3	227	9019	39.7	80	17	40	61	32			



Career Statistics

2011 SEASON STATISTICS										CAREER STATISTICS									
----- PATS -----										----- PATS -----									
SCORING	TD	FGs	Kick	Rush	Rcv	Pass	DXP	Saf	Points	TD	FGs	Kick	Rush	Rcv	Pass	DXP	Saf	Points	
Patrick Walker	5	0-0	0-0	0-0	0	0-0	0	0	30	12	0-0	0-0	0-0	0	0-0	0	0	72	
Dave Eden	0	6-8	16-16	0-0	0	0-0	0	0	34	0	7-11	38-40	0-0	0	0-0	0	0	59	
Dylan Orms	0	0-0	0-0	0-0	0	0-0	0	0	0	7	0-0	0-0	0-0	0	0-1	0	0	42	
Chris Morris	2	0-0	0-0	0-0	0	0-0	0	0	12	5	0-0	0-0	0-0	0	0-0	0	0	30	
Mason Puckett	0	0-0	0-0	0-0	0	0-0	0	0	0	0	4-8	10-11	0-0	0	0-0	0	0	22	
Quentin Hildreth	3	0-0	0-0	0-0	0	0-0	0	0	18	3	0-0	0-0	0-0	0	0-0	0	0	18	
Doug Steele	0	0-0	0-0	0-0	0	0-0	0	0	0	3	0-0	0-0	0-0	0	0-0	0	0	18	
John Burnley	0	0-0	0-0	0-0	0	0-0	0	0	0	2	0-0	0-0	0-0	0	0-0	0	0	12	
Dominic Gunn	2	0-0	0-0	0-0	0	0-0	0	0	12	2	0-0	0-0	0-0	0	0-0	0	0	12	
David Deans	1	0-0	0-0	0-0	0	0-0	0	0	6	1	0-0	0-0	0-0	0	0-0	0	0	6	
VJ Holmes	1	0-0	0-0	0-0	0	0-0	0	0	6	1	0-0	0-0	0-0	0	0-0	0	0	6	
Seth Lobato	1	0-0	0-0	0-0	0	0-0	0	0	6	1	0-0	0-0	0-0	0	0-0	0	0	6	
Chuks Nweke	1	0-0	0-0	0-0	0	0-0	0	0	6	1	0-0	0-0	0-0	0	0-0	0	0	6	
PUNT RETURNS										PUNT RETURNS									
No.	Yds	Avg	TD	Long	No.	Yds	Avg	TD	Long										
Lexington Smith	1	16	16.0	0	0	1	16	16.0	0	0									
Dominic Gunn	7	31	4.4	0	15	34	336	9.9	0	50									
Brandon Owens	0	0	0.0	0	0	1	4	4.0	0	0									
Nick Hernon	0	3	0.0	0	3	0	3	0.0	0	3									
KICK RETURNS										KICK RETURNS									
No.	Yds	Avg	TD	Long	No.	Yds	Avg	TD	Long										
Dimitri Stimphil	1	42	42.0	0	42	1	42	42.0	0	42									
Chris Morris	2	56	28.0	0	40	2	56	28.0	0	40									
Dominic Gunn	18	478	26.6	1	94	55	1326	24.1	1	94									
John Burnley	2	31	15.5	0	17	22	436	19.8	0	32									
Patrick Walker	11	196	17.8	0	33	31	582	18.8	0	34									
Andrew Downing	0	0	0.0	0	0	1	11	11.0	0	11									
Marcel Gibbons	1	10	10.0	0	10	1	10	10.0	0	10									
Taylor Young	1	10	10.0	0	10	1	10	10.0	0	10									
FUMBLE RETURNS										FUMBLE RETURNS									
No.	Yds	Avg	TD	Long	No.	Yds	Avg	TD	Long										
Clarence Bumpas	1	20	20.0	0	20	1	20	20.0	0	20									
Chuks Nweke	1	6	6.0	1	6	1	6	6.0	1	6									
Marcel Gibbons	1	2	2.0	0	2	1	2	2.0	0	2									
ALL PURPOSE										ALL PURPOSE									
G	Rush	Rec	PR	KOR	IR	Tot	Avg/G	G	Rush	Rec	PR	KOR	IR	Tot	Avg/G				
Dominic Gunn	7	0	185	31	478	0	694	99.1	30	10	552	336	1326	0	2224	74.1			
Patrick Walker	7	8	505	0	196	0	709	101.3	40	53	1727	0	582	0	2362	59.0			
John Burnley	4	18	0	0	31	0	49	12.2	14	176	64	0	436	0	676	48.3			
Quentin Hildreth	7	301	37	0	0	0	338	48.3	7	301	37	0	0	0	338	48.3			
Dimitri Stimphil	7	3	216	0	42	0	261	37.3	7	3	216	0	42	0	261	37.3			
Chris Morris	7	0	286	0	56	0	342	48.9	25	-1	615	0	56	0	670	26.8			
Doug Steele	6	0	60	0	0	0	60	10.0	16	0	325	0	0	0	325	20.3			
David Deans	1	8	12	0	0	0	20	20.0	1	8	12	0	0	0	20	20.0			
Dylan Orms	3	57	0	0	0	0	57	19.0	27	508	20	0	0	0	528	19.6			
Marcell Peoples	5	0	67	0	0	0	67	13.4	5	0	67	0	0	0	67	13.4			
Seth Lobato	6	47	0	0	0	0	47	7.8	10	77	0	0	0	0	77	7.7			
Robert Holland	7	37	2	0	0	0	39	5.6	7	37	2	0	0	0	39	5.6			
CJ Glenn	0	0	0	0	0	0	0	0.0	7	25	20	0	0	0	45	6.4			
Lexington Smith	7	0	0	16	0	0	16	2.3	7	0	0	16	0	0	16	2.3			
Taylor Young	5	0	0	0	10	0	10	2.0	5	0	0	0	10	0	10	2.0			
Cameron Stewart	4	0	5	0	0	0	5	1.2	4	0	5	0	0	0	5	1.2			
VJ Holmes	7	0	0	0	0	58	58	8.3	39	0	0	0	0	58	58	1.5			
Andrew Downing	5	0	0	0	0	0	0	0.0	34	0	18	0	11	0	29	0.9			
Marcel Gibbons	7	0	0	0	10	0	10	1.4	25	0	0	0	10	0	10	0.4			
Nick Candler	7	0	4	0	0	0	4	0.6	22	0	4	0	0	0	4	0.2			
Brandon Owens	7	0	0	0	0	0	0	0.0	18	0	0	4	0	0	4	0.2			
Cameron Friend	6	0	0	0	0	3	3	0.5	24	0	0	0	0	3	3	0.1			
Nick Hernon	7	0	0	3	0	0	3	0.4	40	0	0	3	0	0	3	0.1			
Cameron Kaman	7	-4	0	0	0	0	-4	-0.6	39	2	0	0	0	0	2	0.1			
Chuks Nweke	7	0	0	0	0	0	0	0.0	40	0	0	0	0	4	4	0.1			
Alex Shapiro	7	0	0	0	0	0	0	0.0	38	0	1	0	0	0	1	0.0			
Lee Barbiasz	7	0	0	0	0	0	0	0.0	37	-1	0	0	0	0	-1	0.0			
Matt Baca	7	-4	0	0	0	0	-4	-0.6	9	-46	0	0	0	0	-46	-5.1			



Career Statistics

2011 SEASON STATISTICS						CAREER STATISTICS				
INTERCEPTIONS	No.	Yds	Avg	TD	Long	No.	Yds	Avg	TD	Long
VJ Holmes	1	58	58.0	1	58	1	58	58.0	1	58
Chuks Nweke	0	0	0.0	0	0	2	4	2.0	0	4
Cameron Friend	2	3	1.5	0	3	2	3	1.5	0	3
Elliott Dorsey	1	0	0.0	0	0	1	0	0.0	0	0
Marcel Gibbons	1	0	0.0	0	0	1	0	0.0	0	0

DEF. LEADERS	GP	Solo	Ast	Total	TFL	Sacks	Int	PBU	FR	FF	Blk	GP	Solo	Ast	Total	TFL	Sacks	Int	PBU	FR	FF	Blk
Nick Hernon	7	3	15	18	2.5	0.5	.	2	.	.	.	40	45	82	127	21.5	7.5	.	2	2	3	.
Chuks Nweke	7	26	31	57	2.5	.	.	1	1	.	.	40	56	67	123	4.5	1.0	3	5	2	.	.
Marcel Gibbons	7	29	25	54	9.0	3.0	1	3	1	2	.	25	54	50	104	10.5	3.0	1	7	2	2	.
Cameron Friend	6	15	31	46	2.0	1.0	2	1	.	.	.	24	33	65	98	5.5	1.0	2	2	.	.	.
Elliott Dorsey	7	24	25	49	1.5	1.0	1	.	2	1	.	18	45	47	92	2.0	1.0	1	1	4	2	1
Clarence Bumpas	7	28	60	88	5.0	1.0	.	2	2	1	.	7	28	60	88	5.0	1.0	.	2	2	1	.
Brandon Owens	7	16	21	37	1.5	.	.	2	.	1	.	18	43	41	84	3.5	.	1	8	.	1	1
Colby Riggins	6	14	6	20	2.0	.	.	2	.	.	.	38	40	40	80	2.0	.	.	6	.	1	.
VJ Holmes	7	4	12	16	2.0	0.5	1	2	.	.	.	39	28	40	68	9.0	5.5	1	4	4	1	.
Dominique Ceja	0	.	.	.	0.0	30	13	36	49	4.5	2.5	.	.	.	1	.
Dylan Kildahl	7	3	10	13	1.5	29	13	27	40	2.0	.	.	.	1	.	.
Gavin Miller	2	4	9	13	1.5	13	14	26	40	6.0	0.5	.	1	.	.	.
Marcus Felker	7	11	15	26	6.5	1.0	.	1	1	1	.	18	16	23	39	8.5	1.0	.	1	2	1	.
Courtney Hall	7	21	10	31	1.5	7	21	10	31	1.5
Devontae Chapple	7	12	16	28	7.5	5.0	.	1	.	.	.	7	12	16	28	7.5	5.0	.	1	.	.	.
Marcus Lucas	7	2	1	3	0.0	26	14	9	23	2.0
James Davis	7	17	5	22	1.0	1.0	.	1	.	.	.	7	17	5	22	1.0	1.0	.	1	.	.	.
Lexington Smith	7	6	15	21	1.0	1.0	.	.	.	1	1	7	6	15	21	1.0	1.0	.	.	.	1	1
Robert Davis	7	4	11	15	0.0	1	.	7	4	11	15	0.0	1	.
Jordan Bible	7	4	3	7	0.0	18	5	5	10	0.0
Clay Haverty	6	3	6	9	0.0	7	3	6	9	0.0
Cameron Kaman	7	2	.	2	0.0	39	7	2	9	0.0
Conor Sparacio	5	1	5	6	0.0	.	.	1	.	.	.	12	4	5	9	0.0	.	.	1	.	.	.
Taylor Young	5	4	5	9	0.0	5	4	5	9	0.0
Ryan Holmes	6	3	5	8	1.5	6	3	5	8	1.5
Jonathan Martin	1	.	.	.	0.0	7	3	2	5	1.0	1.0
Patrick Walker	7	3	.	3	0.0	40	4	1	5	0.0
Mason Puckett	6	.	.	.	0.0	26	3	1	4	0.0
Jake Schalamon	7	.	.	.	0.0	28	.	3	3	0.0
Doug Steele	6	.	.	.	0.0	16	2	1	3	0.0
Aisea Vave	4	2	1	3	0.0	4	2	1	3	0.0
John Burnley	4	1	1	2	0.0	14	1	1	2	0.0
Ryan Gackle	6	.	2	2	0.0	6	.	2	2	0.0
Quentin Hildreth	7	2	.	2	0.0	7	2	.	2	0.0
Robert Holland	7	1	1	2	0.0	7	1	1	2	0.0
Marcell Peoples	5	2	.	2	0.0	5	2	.	2	0.0
Dimitri Stimpfil	7	1	1	2	0.0	7	1	1	2	0.0
Rick Aversano	6	1	.	1	0.0	16	1	.	1	0.0
Lee Barbiasz	7	.	.	.	0.0	37	1	.	1	0.0
Nick Candler	7	.	.	.	0.0	22	.	1	1	0.0
Cody Gilmore	4	.	.	.	0.0	20	.	1	1	0.0
CJ Glenn	0	.	.	.	0.0	7	.	1	1	0.0
Dominic Gunn	7	.	.	.	0.0	30	1	.	1	0.0
Matt Heppard	0	.	.	.	0.0	9	.	1	1	0.0
Seth Lobato	6	.	.	.	0.0	10	1	.	1	0.0
Chris Morris	7	1	.	1	0.0	25	1	.	1	0.0