



## YELLOWJACKETS



2015 MSUB Softball  
Media Guide  
[@MSUBSoftball](#)  
[#MSUBSoftball](#)

**Montana State University Billings**  
**Softball**  
**2015 Quick Facts**

**University Information**

Location: Billings, MT  
 Address: 1500 University Drive 59101  
 Established: 1927  
 Enrollment: 4,781  
 Chancellor: Dr. Mark Nook  
 University Website: www.msbillings.edu

**Yellowjacket Athletics Information**

Affiliation: NCAA Division II  
 Conference: Great Northwest Athletic Conference  
 Colors: Navy, Gold  
 Nickname: Yellowjackets  
 Faculty Athletic Representative: Dr. Scott Harris  
 Athletic Director/SWA: Krista Montague  
 Sports Information Contact: Birgitta Gray  
 Phone: 406-896-5917  
 Email: birgitta.gray@msubillings.edu  
 Athletics Website: www.msusports.com  
 MSUB Sports on Twitter: @MSUBSports  
 MSUB Sports on Facebook: MSUB Sports  
 MSUB Sports on Instagram: MSUB Sports  
 MSUB Sports on YouTube: MSUB Sports

**MSUB Softball Staff**

Head Coach: Lisa Allen, 4th season  
 Overall Record: 64-67 (.489)  
 Phone: 406-657-2398  
 Email: lallen@msubillings.edu  
 Assistant Coach: Bekah Gasner  
 Phone: 406-657-2398  
 Email: rebekah.gasner@msubillings.edu  
 Graduate Assistant: Taylor Nelson  
 Athletic Trainer: Lindsay Sullivan  
 Phone: 406-896-5922  
 Email: lindsay.sullivan@msubillings.edu

**MSUB Softball History**

First Year of softball: 2001  
 All-time record: 344-363 (.487)  
 NCAA appearances: 3; Last - 2012 (Lost in 1st round)

**MSUB Softball Team Information**

2014 Record: 20-20 (10-13 GNAC - 5th)  
 Home Field: Bjorgum Field at Avitus Group Stadium

**Position Players**

Returning Starters/Lost: 6/3  
 Returners/Lost: 11/3  
 Newcomers: 7  
 Redshirts: 1

**Pitchers**

Returners/Lost: 4/1  
 Newcomers: 1  
 Redshirts: 0

Twitter: @MSUBSoftball

**Contents**

**MSUB Sports**

About MSUB.....3  
 2015 Schedule .....4  
 About Yellowjacket Athletics .....5  
 Letter from AD Krista Montague.....6

**Coaching Staff**

Head Coach Lisa Allen .....7  
 Assistant Coaches.....8

**Meet the Team**

2015 Season Preview..... 10  
 2015 Roster..... 13  
 Player Profiles..... 14

**Program History**

Record Book..... 38  
 All-Time Record vs. Opponents..... 43  
 Year-By-Year Results ..... 48  
 All-Time Honors ..... 53

**More Info**

Hall of Fame ..... 55  
 Avitus Group Stadium ..... 56  
 MSUB Administration..... 57  
 MSUB Coaches ..... 58  
 Message From NCAA Division II ..... 59



## About MSUB

Montana State University Billings is a comprehensive public four-year higher education institution located in Montana's largest population center, whose faculty is actively engaged in teaching, research, creative endeavors and public service. The University opened in 1927 and was initially called Eastern Montana State Normal School at Billings and was established to prepare teachers for elementary schools in Eastern Montana. MSU Billings has grown, with the city of Billings and Yellowstone County, into the major urban comprehensive higher education center of south central Montana. The University consists of five colleges on two campuses: the College of Arts and Sciences, the College of Business, the College of Education, the College of Allied Health Professions and City College, which serves the comprehensive two-year mission of the University on a campus seven miles west of the University Campus. MSU Billings offers a full complement of one- and two-year certificate programs, associate degrees, and bachelor and master degrees, as well as pre-professional academic offerings in nearly 100 academic areas; and features 23 programs that are totally available online.

Several academic programs are unique to the Montana University System. MSU Billings Extended Campus also maintains a presence in Downtown Billings through outreach education to underserved populations, GED preparation, summer programs for children and short-term training/conference space.

MSU Billings is accredited by the Northwest Commission on Colleges & Universities. The MSU Billings College of Business is accredited by the Association to Advance Collegiate Schools of Business, whose standards are used as the basis to evaluate a business school's mission, operations, faculty qualifications and contributions, programs, and other critical areas. The MSU Billings College of Education is accredited by the National Council for the Accreditation of Teacher Education for preparing elementary and secondary teachers and school counselors through the Bachelor of Science and Master of Education degrees, and the Master of Science in Special Education degree. MSU Billings is also accredited by the National Association of Schools of Music, the National Association of Schools of Art and Design, the Commission on Accreditation of Athletic Training Education, and the Council on Rehabilitation Education. City College

programs are approved by the National Institute for Automotive Excellence and the Montana Board of Nursing.



Public service is integral to the mission of the University. Its two primary public service entities are KEMC/Yellowstone Public Radio and the Montana Center for Inclusive Education, a comprehensive education, rehabilitation, and diagnostic center serving Montanans with disabilities.

## 2015 MSUB Softball Schedule

<u>Date</u>	<u>Opponent</u>	<u>Location</u>	<u>Time (Local)</u>
Feb. 13	vs. Humboldt State+	Las Vegas, NV	11:30 a.m.
Feb. 13	vs. Sonoma State+	Las Vegas, NV	4:30 p.m.
Feb. 14	vs. Augustana+	Las Vegas, NV	11:30 a.m.
Feb. 14	vs. Cal State San Marcos+	Las Vegas, NV	2 p.m.
Feb. 15	vs. Cal State Dominguez Hills+	Las Vegas, NV	11:30 a.m.
Feb. 15	vs. University of Texas Permian Basin	Las Vegas, NV	2 p.m.
Feb. 17	at Dixie State	St. George, UT	3 p.m.
Feb. 18	at Dixie State (DH)	St. George, UT	3 p.m.
Feb. 27	vs. Concordia (Portland)	Caldwell, ID	10 a.m.
Feb. 27	vs. University of British Columbia	Caldwell, ID	12 p.m.
Feb. 28	at College of Idaho	Caldwell, ID	10 a.m.
Feb. 28	vs. Eastern Oregon University	Caldwell, ID	4 p.m.
Mar. 1	vs. Eastern Oregon University	Caldwell, ID	10 a.m.
Mar. 1	vs. Concordia (Portland)	Caldwell, ID	12 p.m.
Mar. 3	at Western Washington (DH)*	Bellingham, WA	1 p.m.
Mar. 4	at Western Washington (DH)*	Bellingham, WA	1 p.m.
Mar. 6	at Saint Martin's (DH)*	Lacey, WA	1 p.m.
Mar. 7	at Saint Martin's (DH)*	Lacey, WA	12 p.m.
Mar. 21	Simon Fraser (DH)*	Billings, MT	1 p.m.
Mar. 22	Simon Fraser (DH)*	Billings, MT	12 p.m.
Mar. 27	vs. Cal State Monterey Bay #	Turlock, CA	1:15 p.m.
Mar. 27	vs. Sonoma State #	Turlock, CA	3:30 p.m.
Mar. 27	at Cal State Stanislaus #	Turlock, CA	8 p.m.
Mar. 28	vs. Chico State #	Turlock, CA	2:15 p.m.
Mar. 28	vs. Academy of Art #	Turlock, CA	6 p.m.
Mar. 29	Tournament of Champions #	Turlock, CA	TBD
Apr. 3	Central Washington (DH)*	Billings, MT	1 p.m.
Apr. 4	Central Washington (DH)*	Billings, MT	12 p.m.
Apr. 10	at Northwest Nazarene (DH)*	Nampa, ID	1 p.m.
Apr. 11	at Northwest Nazarene (DH)*	Nampa, ID	1 p.m.
Apr. 18	Great Falls (DH)	Billings, MT	1 p.m.
Apr. 24	Western Oregon (DH)*	Billings, MT	1 p.m.
Apr. 25	Western Oregon (DH)*	Billings, MT	12 p.m.
Apr. 30-May 2	GNAC Championships (Columbia Play Field)	Richland, WA	TBD

\*-Great Northwest Athletic Conference game

+ -Desert Stinger at Las Vegas, NV

#-Tournament of Champions hosted by  
Cal State Stanislaus



## About MSUB Yellowjacket Athletics

Home of the Yellowjackets, the Montana State University Billings department of intercollegiate athletics supports 17 men's and women's varsity sports throughout the fall, winter and spring seasons. More than 250 student-athletes compete on MSUB's teams, and members of Yellowjacket teams posted a collective 3.21 grade point average during the 2013-14 academic year.

MSUB-sponsored varsity sports include men's and women's teams in basketball, cheer/stunt, cross-country, golf, soccer, tennis, indoor and outdoor track & field, as well as baseball, softball, and women's volleyball.

Most recently, the MSUB women's basketball team made history by winning the 2013-14 Great Northwest Athletic Conference regular season title and advancing to the NCAA Division II west regional championship game. Senior All-American Bobbi Knudsen closed her career as the GNAC all-time leader in points (1,831) and assists (532) and finished No. 2 in the MSUB record books in each of those categories.

MSUB's 2013-14 women's basketball team joined the Yellowjackets' 1998-99 squad as the only two in program history to advance to the NCAA regional title game. The latter continued on to the Elite Eight, marking the furthest-advancing MSUB team in the school's history.

Senior baseball standout Brody Miller became the first All-American in team history a season ago, after garnering GNAC Player of the Year honors and batting .392 as a junior in 2014.

In 2012, the MSUB softball team won the GNAC regular season title with a 32-18 overall record and earned hosting privileges for the 2013 conference softball tournament.

The 2012 Yellowjacket men's basketball team also earned a conference title, defeating the University of Alaska Anchorage 74-70 in the GNAC tournament championship game.

Formerly known as Eastern Montana College, MSUB athletics stem back to the 1927-28 season, the year in which the university was founded. The Yellowjackets have competed in a number of different conferences throughout the years, and prior to the 1980-81 season the athletic department transitioned from the NAIA to competing at the NCAA Division II level.

The MSUB Hall of Fame and Distinction inducted its inaugural class in 1990 and serves as a tribute towards influential figures on and off the court, in both current and retired sports.



*Senior Aubrey Conceicao*



## MSUB Director of Athletics Krista Montague

*Dear Yellowjacket family, friends, and fans,*

It is my distinct honor to welcome all of you to another season of athletics here at Montana State University Billings. With the success of our teams both on the court and in the classroom during the 2013-14 academic year, I could not be more excited for the beginning of what promises to be another outstanding year.

I am especially proud of our student-athletes for attaining a collective grade point average just north of 3.0 as a department a season ago. Our students' abilities in the classroom and on the court reflect who they are as individuals and we are proud of the growth and development they continue to display.

This coming year, our department has the privilege of hosting two major championship events for the first time ever. In November, the NCAA Division II West Regional cross-country championships will be held at Amend Park in Billings, with 32 men's and women's teams from across the region participating in the races.

In March, 2015, MSUB will welcome the Great Northwest Athletic Conference men's and women's basketball championship tournaments to Alterowitz Gym, marking the first time in conference history that the tournaments have moved east of Washington.

Opportunities to host events such as these provide us in the athletics department a chance to serve as ambassadors for our university, and I personally could not be more excited to welcome these signature events to our wonderful community.

Part of our mission as a department is to strive for the continual growth, improvement, and development of our student-athletes as individuals. I am proud of the citizens that our student-athletes develop into during their time as Yellowjackets, and am once again thrilled to witness their extraordinary contributions to our teams and the Billings community again this year.

Here's to another outstanding year of MSUB athletics, and I am looking forward to seeing you on our campus throughout the 2014-15 academic year.

*Sincerely,*

*Krista Montague*

**Director of Intercollegiate Athletics  
Montana State University Billings  
[www.msusports.com](http://www.msusports.com)**



*2nd-year AD Krista Montague*



## Head Coach Lisa Allen

4th season

Lisa Allen is entering her fourth full year as the head softball coach at MSUB. During her first full season, in 2012, Allen led the Yellowjackets to a 32-18 overall record that included winning the Great Northwest Athletic Conference title that earned MSUB its first berth to the NCAA tournament since 2009. Allen's 2012 team produced 10 all-conference selections, two all-academic nominations and two all-region honorees.

Allen received a master's degree in sport management from MSUB, completing her course work in 2012.

Allen was in her third year as an assistant coach at Montana State University Billings before taking over midway through the 2011 season for Anthony Stone. She went on to lead the Yellowjackets to a 22-9 record to finish the season, including winning 13 of their final 15 games. She was previously an assistant coach at Middle Tennessee State and Linfield College (Ore.).

Allen had an outstanding career at Oregon State. She earned all-Pac-10 honors twice and helped her team qualify for the NCAA regionals all four years. The Beavers went 166-91 during her career and in 2006, qualified for the NCAA Division I College World Series. Allen finished her career ranked among the top-10 in at-bats, RBIs, hits, doubles and home runs.

After college, Allen played on championship teams in the National Professional Fast-Pitch (New England Rip-tide - 2006) and Austrian (Dornbirn Sharx - 2007) leagues. Allen has a Bachelor of Science in exercise and sports science from OSU where she was on the honor roll all four years and was a three-time Pac-10 all-academic selection.





## Assistant Coach Rebekah Gasner

4th season

Bekah (Tsatsa) Gasner is in her fourth year as the assistant softball coach at Montana State University Billings. She was previously an assistant coach at Billings Senior High School, and a former pitcher for the Yellowjackets.

Gasner had an excellent career at MSUB helping her team to a record-breaking season of 39 wins and a GNAC title in 2009. During her career, Gasner was named two-time GNAC Pitcher of the Week as well as GNAC Player of the Week. She was also awarded conference academic honors three times. Finally, Gasner finished her career ranked among the top-5 in career ERA, strikeouts, innings pitched, and shutouts.

After college, Gasner played softball for the Amsterdam Pirates in Amsterdam, Netherlands. She has a Bachelor of Arts in health and human performance and is currently working on her master's in sport and exercise leadership at MSUB.

Bekah is also a part-time compliance coordinator in the athletic department.

She and her husband Chris reside in Billings.





## Graduate Assistant Taylor Nelson

1st season

Taylor Nelson will join the Montana State University Billings softball staff as a graduate assistant coach in the fall of 2014. The Kansas City, Missouri native comes to Billings after spending a year coaching softball at Clinton High School in Clinton, Missouri.

During her collegiate playing career, Nelson competed at Johnson County Community College for her freshman and sophomore season, before transferring to Fort Hays State University for her final two years of competition.

At JCCC, Nelson helped lead her team to a Region VI Championship in 2009. She was named All-KJCCC East Division Second team in 2010 and All-Region VI Second team in 2009. As a freshman Nelson batted .384 and .372 as a sophomore. In her career at JCCC, Nelson hit 15 homeruns, 19 doubles, with 64 RBI's, 76 runs scored, and stole 25 bases. In her two years at Johnson, Nelson made the JCCC all-time lists in batting average, RBI's, and home runs.

In her two years with the Fort Hays State tigers, Nelson was an all-MIAA first team selection second baseman in 2012 and ranked among the team's top three in all defensive and offensive individual stats for 2012.

In her career at Fort Hays, Nelson had a slugging percentage of .513. Her senior season, Nelson started in all 50 games. In 166 at bats, she had 37 runs scored, 88 total bases, 32 RBI's, with 10 doubles, three triples, and seven homeruns. Also, during her senior season, Nelson hit two runs during a game against Panhandle State and against Pittsburg State, Nelson hit for the cycle in the two-game series in April of 2012.

After graduating with a degree in health and human performance and secondary education from Fort Hays State University in 2013, Nelson was the head coach at Clinton High School in Clinton, Missouri. Under Nelson, the team went 19-6, were the co-conference champions and for her efforts Nelson was named the coach of the year.

"Taylor will be responsible for the infield and hitting along with Bekah and myself," head coach Lisa Allen said. "We are excited to add her to the staff to get some new ideas on drills and practice. She will bring some more playing experience to the coaching staff and will be a mentor to our team."



## 2015 Season Preview

It is anyone's conference title this softball season in the Great Northwest Athletic Conference according to the preseason coaches' poll released Wednesday by the conference office.

Just one point separates the top four teams in the league and all of those teams received a first-place vote by the conference head coaches.

"The GNAC has really gotten stronger the last few years," MSUB head coach Lisa Allen said. "The last two years, schools from the GNAC have made west region postseason runs. However, as the level of play has increased in the conference, I know that our team will have to do the same in order to be competitive, and this season is no exception."

After finishing fifth in the standings last year, this season MSU Billings is slated to finish 6th, but with such a wide-open playing field, every game in the GNAC this year should be a competitive one.

The Yellowjackets return all but three from last year's roster, including six of seven of their top hitters, and four of five pitchers. Last year's team was an even 20-20 on the season and 10-13 in the GNAC.

"The big advantage for our team this year will be experience," Allen said "The disadvantage is that the conference knows our players well. In order to compete this year, we have changed our practices and we are expecting even more from our team. Everyone on the team is facing harder and harder pressure each week as we run scenarios, and we do expect them to perform well. We have had some great practices the last three weeks, and I know they will be ready to start the season in February."

Part of the concentration for the MSUB coaching staff in the off-season has been on focus and follow-through. "We have the talent to make the big plays and the clutch hits," Allen commented on her roster. "I think execution has been the focus of the preseason this year. We want to make sure that when it comes time, our players are able to make the plays we need them to. Whether that is throwing a runner out at third, or a pitcher making sure we are able to make it out of an inning, we need them to be able to perform."



*2015 Senior Brittney Sanders*

On this season's roster are 13 returning letterwinners including last year's first team all-GNAC Brittney Sanders, second team all-GNAC Aubrey Conceicao, and GNAC honorable mentions Emily Osborn and Taylor Hoke.

Sanders, a senior catcher from Kelso, Wash., hit .353 last season with seven home runs and 36 RBIs. In the record books, Sanders sits at No. 7 in career batting average with .350. She is also No. 7 all-time at MSUB in putouts with 422. Sanders needs just another 13 to reach No. 6 on the list, Stephanie Cochrun (435, 2002-05). Sanders is also No. 9 on the MSUB all-time doubles list with 23. She needs one more to tie Sara Hanley, and another 16 to tie the all-time career holder Cami Rainey (39, 2002-05).

Conceicao, a senior second baseman from Temecula, Calif., had the fifth-highest batting average in the conference last season at .387 which is No. 9 on the MSUB all-time list in a single season. Conceicao is currently tied for third all-time at MSUB in career batting average with a .363. She was one of three players to start all 40 games for the Yellowjackets last season, and was third on the team in putouts with 71.

## 2015 Season Preview

Osborn, a senior from Las Vegas, Nev., also started all 40 games for MSUB last season. The first baseman batted .286 and was second on the team in home runs with six and 29 RBIs. Of all the current players, Osborn's name appears the most in the MSUB record books with eight mentions. Among those, she is No. 4 all-time in career RBIs with 96. She needs seven more to tie No. 3 Terina Stacks and 34 more to tie the all-time leader Kelly Parsons (130, 2008-11). In putouts, Osborn is No. 4 on the list with 715, and she needs 200 more to catch Parsons at 915.

Hoke, a shortstop from Chehalis, Wash., was third on the team last season batting .328 with 23 RBIs. She had 40 total hits last season with eight doubles.

"All four of the conference recognized players from last season look great in early practices," Coach Allen said. "We have seven seniors this year so there is a lot of leadership and a lot of experience that each of these players bring to the team.

"This class will be one of the biggest in program history having seven seniors," Allen added. "They are also one of the only classes to have all four-year players. The coaching staff is beyond excited to see what this class will do for their final season and what kind of legacy they will leave for the classes to come"



*2015 Senior Emily Osborn*



*2015 Junior Cori Gammon*

Other key returners include juniors Cori Gammon and Caryn Perrigo and sophomores Bella Rovens, Kelsey Devlin, and Hali Gruntowicz. Gammon, an outfielder from Sparks, Nev., was second on the team in at bats with 137 and led the team in sacrifice bunts with seven. Perrigo, a third baseman from Billings, Mont., had 20 at bats last season recording a .300 slugging percentage.

Rovens, another one of five players on the MSUB roster from Sparks, Nev., was the leadoff batter for much of last season, and led the team in runs scored with 29. Rovens was the third of the trio to start all 40 games for the Yellowjackets last season where she tied two all-time records for MSUB last season in stolen bases. She had three against the University of Great Falls which ties Terina Stacks for most in a single game, and completed the season with 10 total stolen bases, which is tied for No. 9 in a single season at MSUB.

Devlin and Gruntowicz are both originally from Great Falls, Mont. Devlin had 33 at bats last season, recording a .274 average with one home run and six RBIs for the team. Gruntowicz also had 33 at bats last season hitting a .212 average with one home run and five RBIs.

## 2015 Season Preview

Four out of MSUB's five pitchers from last season are returning to the circle this year. Three of the four are seniors and carry a wealth of experience between them. One more is a junior, and the addition to the pitching staff this season is a true freshman, another pick-up from Sparks, Nev.



Jessyka MacDonald (Billings, Mont.), Mary Grace Bywater (Tualatin, Ore.), and Jessica Campbell (Hardin, Mont.) are the senior pitching trio this season. All three have been at MSUB all four years and all three have been an active part of the pitching squad since their freshman season.

MacDonald was 7-5 last season with an ERA of 4.30. MacDonald led the team in innings pitched (83) and strikeouts (82). Bywater recorded a 5-7 record with an ERA of 4.81. Bywater holds a career ERA of 3.66 which is currently No. 5 all-time at MSUB. MacDonald is No. 9 with a career ERA of 3.95. Bywater is tied for fourth in career saves (3), while MacDonald is No. 6 all-time in strikeouts with 225. She needs 82 this season to tie assistant coach Rebekah (Tsatsa) Gasner who sits at No. 5 with 307.

“This preseason we have been able to work more one-on-one with each of our pitchers,” Allen said. “This has allowed us to really focus on each individual. We are looking for more consistency and the ability to hit their spots - low targets and the corners. Everyone has been working hard, but we are still working on follow through. MG (Bywater) broke both of her wrists last fall, but she is coming along well, and will be back in the circle for us this year soon.”

Campbell and junior Amanda Roark (Las Vegas, Nev.) complete the returners who will pitch for MSUB this year. Campbell appeared in nine games last year for the Yellowjackets pitching 31.2 innings. Roark also appeared in nine games last year, pitching 30.1 innings for MSUB.

The team has one transfer this season. Haley Rowe (Billings, Mont.), a catcher, spent two years at Williston State College. With the Tetons, Rowe was an all-conference and all-region player for both her freshman and sophomore seasons. She hit .486 her last season with five home runs and 60 RBIs.

“She is one of the best transfers we’ve ever had,” Allen commented. “Haley has really applied herself to our program; she is asking the right questions, she knows how to push herself and she knows when to tell the team when something is good and when to ask more from them. Rowe’s swing has come a long way as well; she has started to use her legs more and with her discipline and pitch selection she will be an asset to our program.”

Also on this season’s Yellowjacket roster are nine freshmen: Amanda Barham (Sparks, Nev.), Heather Tracy (Boise, Idaho), Megan Dettling (Sparks, Nev.), Cameron Cassinelli (Suntan Valley, Ariz.), Katlyn Stringari (Billings, Mont.), Taylor Doran (Chandler, Ariz.), Myrissa Prince (Sparks, Nev.), Alyssa Yaeger (Lewistown, Mont.), Jordyn Roark (Las Vegas, Nev.), and Jessica Bagnell, a freshman from Polson, Mont., is redshirting this season.

“We are excited for this incoming class,” Allen said. “Early on we have seen some promising things. Dettling should get some time in the circle for us. Myrissa is recovering from an old injury, but is working on regaining her abilities. Each of them have been working hard, and they are coming along well.”

**Montana State University Billings**  
**2015 Softball Roster**

<b>No.</b>	<b>Name</b>	<b>Pos.</b>	<b>Ht.</b>	<b>B/T</b>	<b>Cl.</b>	<b>Hometown (Previous Schools)</b>
1	Caryn Perrigo	INF	5-2	R/R	JR	Billings, MT (Billings West)
2	Cori Gammon	OF	5-4	L/R	JR	Sparks, NV (Reed)
3	Alyssa Yaeger	OF	5-1	R/R	R-FR	Lewistown, MT (Fergus County)
5	Jessica Campbell	RHP	5-7	R/R	SR	Hardin, MT (Hardin)
6	Amanda Barham	OF	5-5	L/R	FR	Sparks, NV (Polson)
7	Emily Osborn	1B	5-8	L/L	SR	Las Vegas, NV (Bonanza)
8	Hali Gruntowicz	OF	5-7	R/R	R-SO	Great Falls, MT (Great Falls)
9	Taylor Hoke	SS	5-2	R/R	SR	Chehalis, WA (Adna)
10	Haley Rowe	C	5-4	R/R	JR	Billings, MT (Williston State College)
11	Brittney Sanders	C	5-6	R/R	SR	Kelso, WA (Kelso)
12	Kelsey Devlin	3B	5-10	R/R	SO	Great Falls, MT (Great Falls)
13	Heather Tracy	OF	5-7	L/R	FR	Boise, ID (Capital)
15	Megan Dettling	RHP	5-8	R/R	FR	Sparks, NV (Edward C. Reed)
16	Cameron Cassinelli	1B	5-8	L/L	FR	Santan Valley, AZ (Poston Butte)
17	Jessyka MacDonald	RHP	5-8	R/R	SR	Billings, MT (Billings West)
18	Katlyn Stringari	2B	5-5	R/R	SO	Billings, MT (Shepherd)
19	Taylor Doran	3B	5-7	R/R	FR	Chandler, AZ (Hamilton)
20	Myrissa Prince	2B	5-8	R/R	FR	Sparks, NV (Spanish Springs)
21	Aubrey Conceicao	2B	5-3	R/R	SR	Temecula, CA (Great Oaks)
22	Mary Grace Bywater	RHP	5-8	R/R	SR	Tualatin, OR (Tualatin)
24	Bella Rovens	OF	5-7	L/R	R-SO	Sparks, NV (Spanish Springs)
27	Amanda Roark	RHP	5-8	R/R	JR	Las Vegas, NV (Southeast Career Tech)
33	Jordyn Roark	SS	5-7	R/R	R-FR	Las Vegas, NV (Southeast Career Tech)
RS	Jessica Bagnell	SS	5-8	R/R	FR	Polson, MT (Polson)

**Head Coach** – Lisa Allen. **Assistant Coaches** – Bekah Gasner, Taylor Nelson.





## #22 - Mary Grace Bywater

**Position:** Right-Handed Pitcher

**Bats:** Right

**Throws:** Right

**Class:** Senior

**Hometown:** Tualatin, Oregon

**Previous School:** Tualatin High School

**Major:** Biology

**2014:** Played in 12 games as a junior starting seven (5-2)...pitched two complete games and 73 total innings...threw 20 strikeouts...recorded an ERA of 4.30...earned academic all-conference.

**2013:** Appeared in 17 games, starting 10 with five complete games producing an ERA of 5.01... won/loss record was 4-5...recorded the only save for the Yellowjackets on the season...in 64 innings pitched gave up only 20 bases on balls...logged 45 strikeouts.

**2012:** Led the Yellowjackets' pitching corps with a 2.55 earned run average which left her fifth in the GNAC...ended the season with a 6-4 record in 13 appearances that included seven starts and four complete games...pitched 60 1/3 innings striking out 27 batters...walked just 13 of the 251 batters she faced which left her second on the team...as a freshman, was the Yellowjackets' starting pitcher in their eventual loss to defending national champions University of California San Diego in the NCAA Division II West Sub-Regional...named to the 2012 all-GNAC team as an honorable mention.

**Tualatin High School:** Lettered all four years at and helped lead the team to three state tournament appearances...senior season helped Tualatin to a second-place finish in the league and an appearance in the state tournament...during junior season the team won the district tournament and appeared at state...went 12-3 during junior season and carried a 1.26 ERA in 111 innings pitched...at the plate hit .395 with a .674 slugging percentage and an on-base percentage of .469...in 2010 was named first-team all-league, conference pitcher of the year and honorable mention all-state...was also named second-team all-league in 2009 and 2008.



Seniors



## #5 - Jessica Campbell

**Position:** Right-Handed Pitcher

**Bats:** Right

**Throws:** Right

**Class:** Senior

**Hometown:** Hardin, Montana

**Previous School:** Hardin High School

**Major:** Pre-Physical Therapy

**2014:** Appeared in nine games starting six...pitched 31.2 innings with 10 total strikeouts...posted a 7.92 ERA...earned academic all-conference honors.

**2013:** Played in seven games as a starting pitcher with 12 overall appearances, pitching a total of 31 innings...allowed a team-low of 11 bases on balls...also allowed only one stolen base in two attempts.

**2012:** Made seven appearances in freshman campaign, ending the year with a 4.38 earned run average and a 2-1 record...pitched 24 innings and struck out 15 batters for the season...lone complete game came in first collegiate start during the 2012 Desert Stinger partnered with Rip-It when she led the Yellow-jackets to a 12-4 win over Chadron State.

**Hardin High School:** Participated in three sports lettering all four years in softball and volleyball and two years as a cheerleader...was a first-team all-conference selection as a second baseman during her sophomore season and during her junior year earned all-state honors as a pitcher... junior year stats included 148 strikeouts and a batting average of .452...was the team's leader in RBIs, extra base hits, total bases and on-base percentage...in the classroom was an honor roll student and a member of National Honor Society and student council...was a six-time academic all-state selection.



Seniors



## #21 - Aubrey Conceicao

**Position:** Second Baseman

**Bats:** Right

**Throws:** Right

**Class:** Senior

**Hometown:** Temecula, California

**Previous School:** Great Oaks High School

**Major:** Rehabilitation & Related Services

\*2014 Student Athlete Advisory Committee President



**2014:** Appeared and started all 40 games with 137 at-bats...led the team with a .387 batting average and on-base percentage of .413...recorded a .504 slugging percentage, 24 runs batted in, and 51 putouts...earned second-team all-conference honors and academic all-conference.

**2013:** Started 38 of 40 games where she maintained an MSUB-leading and 8th in the GNAC batting average of .336...produced a team-leading 26 RBIs...earned the NCAA Division II Toughest to Strike Out award with just one strikeout in 119 at-bats...produced a team-leading 40 hits...majority of her offensive stats came from the No. 2 batting position...playing second base had a fielding percentage of .929 with 33 assists and 46 put outs and only six errors in 38 games.

**2012:** Saw limited action in her freshman campaign recording 22 official at-bats in 10 games...finished the season with a .364 batting average that included knocking three home runs, all three of which came against Northwest Nazarene University in a four-game series Mar. 16-17...in the second game of the Mar. 17 doubleheader with the Crusaders, went 3-for-4 at the plate including two home runs and four runs batted in.

**Great Oaks High School:** Lettered four years in softball...as a utility player saw time at first base, winning the team MVP award her sophomore year at the position...voted onto the all-league team as a second-team choice...during junior season won the integrity award, voted on by the team...at the time of signing during senior year she was batting .389 with a slugging percentage of .558 and an on-base percentage of .444.



Seniors



## #9 - Taylor Hoke

**Position:** Shortstop  
**Bats:** Right  
**Throws:** Right  
**Class:** Senior  
**Hometown:** Chehalis, Washington  
**Previous School:** Adna High School  
**Major:** Psychiatric Rehabilitation



**2014:** Played in 38 games with 37 starts and 122 at bats...recorded .328 batting average, .443 slugging percentage, and 23 RBIs...marked eight doubles for the season and 61 putouts for the year...named all-conference honorable mention.

**2013:** Played in 32 games as a sophomore, starting 29...in 82 at-bats produced 24 hits and 10 runs, batting .293, 25th in the GNAC...stole four bags in five attempts... had a hitting streak of eight games, third-longest on the team...had a reached-base streak of eight games, tied for second-longest on the team.

**2012:** Was asked to make the leap from high school ball to collegiate starter quickly as she replaced an injured Nicole Colpron at third base for the Yellowjackets early in the season...made 36 starts in just her first season out of high school and saw action in 41 total games...batted .340 for the year and made 106 trips to the plate in her freshman campaign...recorded 36 hits, 21 runs, 18 runs batted in and also knocked three home runs...first career home run came in her first-ever collegiate start and just her third-ever game in the 2012 Desert Stinger partnered with Rip-It against California State University - San Bernardino...was named to the all-GNAC team as an honorable mention.

**Adna High School:** Was a talented three-sport athlete at AHS, earning four letters in volleyball, basketball and softball...was a three-time all-league and all-state selection...was batting .510 with 15 runs batted in, three doubles, two triples and a pair of home runs during signing...earned the team's defensive player of the year honors in her first three seasons at AHS...helped her team to four-straight league titles and a pair of Washington State 2B titles in 2009 and 2011 with runner-up finishes in 2008 and 2010...as a basketball player, earned all-league honors three times (2009, 2010 and 2011) and was an all-area selection in 2011...helped Adna to a regional title in 2011 – the first trip to state in 25 years – averaging 18 points per game...was an honor roll student and a member of the Big Brother/Big Sister program.



Seniors



## #17 - Jessyka MacDonald

**Position:** Right-Handed Pitcher

**Bats:** Right

**Throws:** Right

**Class:** Senior

**Hometown:** Billings, Montana

**Previous School:** Billings West High School

**Major:** Health/Human Performance



**2014:** Appeared in 19 games with nine starts...achieved a win-loss record of 7-5 with 83 total innings pitched...recorded a 4.30 ERA.

**2013:** As a pitcher started 10 games with five complete games pitched with a team-leading 72 innings pitched in 17 appearances...3.50 ERA led the team, and was ninth-best in the GNAC, contributing to a 5-4 win/loss record...also struck out 76 opposing batters...had five stolen bases in six attempts.

**2012:** Became one of the Yellowjackets' go-to hurlers as just a freshman, making a team third-best 12 appearances inside the circle that saw her go 6-3 with four complete games and a save...ended her first season at the collegiate level with a 4.05 earned run average in 46 2/3 innings of work...was second on the team with 67 total strikeouts which placed her sixth in the conference...three times MacDonald retired more than 10 batters including coming within one strikeout of MSUB's single-game record of 15 when she fanned 14 batters in a 7-1 victory over Western Oregon University on Mar. 25...was named to the all-GNAC second team as a pitcher.

**Billings West High School:** Set numerous all-class records, including the career strikeout record (714), most career victories (48) and most career shutouts (32)...tossed four career no-hitters and pitched an eight-inning perfect game during her senior season in the state tournament...went 16-6-2 with a 2.06 ERA and recorded 244 strikeouts in senior campaign...hit .474 with five homers, 17 RBIs and had a slugging percentage of .724 as a senior...won the state 2010 Gatorade Player of the Year in junior season after going 18-2 with a 1.23 ERA...tossed three no-hitters and struck out 258 batters in 142 innings pitched during 2010...helped Billings West to its first state title since 1989 in 2010 and had two runner-up finishes in 2009 and 2011...twice earned the West team MVP award and was the team offensive player of the year in 2011...earned multiple all-state awards during her career and was twice named to the Great Falls Tribune Super-State softball team.



Seniors



## #7 - Emily Osborn

**Position:** First Baseman

**Bats:** Left

**Throws:** Left

**Class:** Senior

**Hometown:** Las Vegas, Nevada

**Previous School:** Bonanza High School

**Major:** Elementary Education



**2014:** Appeared and started in all 40 games with 126 at bats...recorded a .286 batting average, .437 slugging percentage, and 29 runs batted in...was second on the team with six home runs...led the team with 259 putouts... named Red Lion GNAC Player of the Week for April 14-20...earned all-conference honorable mention honors and academic all-conference honors.

**2013:** Batting average of .325 was second among the leaders on the team and ranked 14th in the GNAC...played in all 40 games for MSUB...in 114 at bats produced 37 hits, second on the team, resulting in 19 runs...batted cleanup 25 times and hit five home runs and a team-leading 10 doubles...had 23 RBIs, third-most on the team... stole six bases in seven attempts...held the longest hitting streak at 11 and the longest reached base streak, tied with Aubrey Conceicao, at 12...held a fielding percentage of .973 which included 201 putouts and only six errors in 49 games...also led the team in doubles and total bases.

**2012:** Second-team all-GNAC pick...immediately made an impact with the Yellowjackets as she was one of just two players to start all 50 games, filling a void for MSUB at first base...ended the season fourth on the team with a .343 batting average in 166 official at-bats...was second on the team with 57 hits and 44 RBIs and scored 32 runs...collected 86 total bases and had five home runs...led the team with 255 putouts at first and led the team with a .985 fielding percentage...her 57 hits in freshman campaign were tied for seventh all-time for hits in a single season and she ended her first year as a Yellowjacket tied for third all-time in RBIs and tied for fourth for triples in a single season with two.

**Bonanza High School:** Played four years of softball lettering every season...in 2008 was named the team's defensive player of the year and also earned second-team all-Southwest League honors...in 2009 was the team MVP and again took home second-team all-Southwest League honors...earned first-team all-state honors during 2009...was second-team all-state in 2010, first-team all-Southwest League and was the team MVP for the second-consecutive year...2010 stats included a batting average of .552 with 43 RBIs and a slugging percentage of .924...in 183 innings played, committed just six errors for a .975 fielding percentage.



Seniors



## #11 - Brittney Sanders

**Position:** Catcher  
**Bats:** Right  
**Throws:** Right  
**Class:** Senior  
**Hometown:** Kelso, Washington  
**Previous School:** Kelso High School  
**Major:** Business Management



**2014:** First-team all-conference...appeared and started in 39 games with 116 at bats...recorded a .353 batting average and on-base percentage of .397...led the team in slugging percentage with .621, in home runs with seven, in doubles with 10...recorded 209 putouts...had a team-high of 72 total bases...named academic all-conference.

**2013:** As a sophomore started 34 of 38 games and was selected first-team all-conference as a catcher...batted .326 which produced 13 runs and 31 hits...the .326 batting average put her 12th in the GNAC rankings...fourteen RBIs were fourth in the team stats...struck out only 10 times in 95 at-bats...had a streak of eight games reaching base, which was tied for second on the team...had 10 putouts in one game against Northwest Nazarene March 2, 2013...had a total of 64 putouts for the season with a fielding percentage of .971.

**2012:** Split time as MSUB's backstop making 19 starts in 23 total games which had her ending the year with a .379 batting average...made 66 official trips to the dish and recorded 25 hits including six doubles and two home runs...had 11 runs batted in for the season and eight runs scored...in the first game of the April 14 doubleheader against Northwest Nazarene, went 3-for-4 with three runs scored, three more batted in and a home run in a 9-4 victory.

**Kelso High School:** Was a two-sport athlete earning four letters in softball and two on the volleyball court...junior and senior seasons helped KHS to back-to-back Washington State 4A titles in softball...in 2010 was second-team all-league as a catcher and hit .397 with 31 hits, 10 home runs and 35 RBIs...earned second-team all-league honors as a third baseman in her sophomore season and during her freshman year was voted first-team academic all-conference and second-team all-area...was a scholar athlete all four years in both softball and volleyball.



Seniors



## #2 - Cori Gammon

**Position:** Outfielder

**Bats:** Left

**Throws:** Right

**Class:** Junior

**Hometown:** Sparks, Nevada

**Previous School:** Reed High School

**Major:** Business Marketing & Management



**2014:** Appeared in and started 39 games with 137 at bats and 154 plate appearances...recorded a .299 batting average, .343 slugging percentage and 11 RBIs...had 50 putouts on the season...earned academic all-conference honors.

**2013:** Started in and played 37 of the 40 games for MSUB...totaled 103 at-bats which was among the leaders on the team...contributed 21 hits which resulted in 15 runs and seven RBIs...contributed four stolen bases out of six attempts...fielding percentage for the season was .927 with only three errors.

**Reed High School:** Earned six letters in softball and basketball for the Raiders...first-team all-region and all-state pick under head coach Jon Wunder...all-High Desert League selection in softball...helped her team to a state championship as a guard in basketball.



Returners



## **#1 - Caryn Perrigo**

**Position:** Third Baseman

**Bats:** Right


**Throws:** Right

**Class:** Junior

**Hometown:** Billings, Montana

**Previous School:** Billings West High School

**Major:** Rehabilitation & Related Services



**2014:** Appeared in 23 games starting eight...had 20 at bats with a slugging percentage of .300.

**2013:** Played in 33 games as a freshman, starting in 32...in 37 at-bats had seven hits and 11 runs with four RBIs...had a reached-base streak of four games...playing third base had a fielding percentage of .864, with 15 put outs and 23 assists.

**Billings West High School:** Earned three letters in softball with the Bears...doubled up at third base and catcher...earned all-league academic honors.





**#27 - Amanda Roark**

**Position:** Right-Handed Pitcher

**Bats:** Right

**Throws:** Right

**Class:** Junior

**Hometown:** Las Vegas, Nevada

**Previous School:** Southeast Career Tech High School

**Major:** Biochemistry

**2014:** Appeared in nine games with six starts...pitched 30.1 total innings.

**2013:** As a freshman pitched in 14 games, starting seven...pitched a total of 33 2/3 innings...finished a total of six games on the season...allowed no triples by opposing batters and struck out 12 batters.

**Southeast Career Tech High School:** Earned eight letters in softball, volleyball and golf as a Roadrunner...first-team all-state selection in 2010 and 2012...second-team all-state honors in 2009 and 2011...picked as the Gatorade Player of the Year...LVAC Female Athlete of the Year...first-team all-Sunrise Conference pick all four years...personal-best 300 strikeouts in a single season under head coach Todd Herrick...played first base in addition to pitching duties.




Returners



## #8 - Hali Gruntowicz

**Position:** Outfielder  
**Bats:** Right  
**Throws:** Right  
**Class:** Redshirt Sophomore  
**Hometown:** Great Falls, Montana  
**Previous School:** Great Falls High School  
**Major:** Health/Human Performance




**2014:** Appeared in 16 games starting 11...had 33 at bats with a batting average of .212 and .333 slugging percentage.

**2013:** Redshirted.

**Great Falls High School:** Three-year letterwinner in softball and a two-year letterwinner in choir...junior year was a second-team all-conference, and academic all-state pick...senior year was first-team all-state and academic all-state...batting average was .337 and she hit eight home runs her senior year...led the team to a second-place finish in 2012.

Returners





## **#24 - Bella Rovens**

**Position:** Outfielder

**Bats:** Left

**Throws:** Right

**Class:** Redshirt Sophomore

**Hometown:** Sparks, Nevada

**Previous School:** Spanish Springs High School

**Major:** Rehabilitation & Related Services



**2014:** Appeared and started in all 40 games leading the team with 139 at bats...recorded a .288 batting average, .324 slugging percentage, and a .375 on-base percentage...led the team with 29 runs scored and 10 stolen bases in 12 attempts.

**2013:** Redshirted.

**Spanish Springs High School:** Lettered four years in softball...sophomore year helped lead her team to a state championship...was second-team all-league sophomore year, first-team all-league and all-region outfield and first-team all-state outfield junior year...junior year hit .533 with 56 hits, 17 RBIs, and a .638 slugging percentage.



Returners



## #12 - Kelsey Devlin

**Position:** Third Baseman

**Bats:** Right

**Throws:** Right

**Class:** Sophomore

**Hometown:** Great Falls, Montana

**Previous School:** Great Falls High School

**Major:** Secondary Education



**2014:** Played in 24 games starting 18 games with 33 at bats...recorded a .274 batting average and .339 slugging percentage.

**Great Falls High School:** Helped GFHS to a second-place finish at the 2012 Montana AA state championships and she helped the Bison win their first state title in school history in 2013...was named all-state first team as a third baseman in junior and senior seasons, and second-team all-state on first base her freshman and sophomore seasons...was named Super State in 2012 and 2013...during senior season hit .604 with a 1.198 slugging percentage and a .619 on-base percentage...drove in 47 runs and hit 16 home runs...was named all-state honorable mention in basketball and volleyball team MVP in 2013...was a member of the National Honor Society.

Returners





### #33 - Jordyn Roark

**Position:** Shortstop

**Bats:** Right


**Throws:** Right

**Class:** Redshirt Freshman

**Hometown:** Las Vegas, Nevada

**Previous School:** Southeast Career Tech High School

**Major:** Education



**2014:** Redshirted.

**Southeast Career Tech High School:** Younger sister of current Yellowjacket softball player Amanda Roark... during senior season helped Southeast Career Tech High School to a third-place finish in regionals...in 2013, played third base, shortstop, and pitcher...following the season was named second-team all-state, first-team Sunrise Region, and first-team Southeast Division... during career at Southeast Career Tech had a .431 batting average, .496 on-base percentage, .528 slugging percentage, and a .922 fielding percentage...was named second-team Southeast Division freshman, sophomore, and junior seasons...was also tabbed second-team Sunrise Region in 2011 and 2012.



Returners



**#3 - Alyssa Yaeger**

**Position:** Outfielder  
**Bats:** Right  
**Throws:** Right  
**Class:** Redshirt Freshman  
**Hometown:** Lewistown, Montana  
**Previous School:** Fergus County High School  
**Major:** Accounting



**2014:** Redshirted.

**Fergus County High School:** Helped Fergus Country HS to a first-place finish at the 2012 Montana divisional tournament...senior year in 2013 led her high school team to a third-place finish at the divisional championships...was academic all-state all four years in high school...was a four-sport letterwinner in basketball, wrestling, volleyball, and softball...was a three-year letterwinner in basketball and academic all-state for three years...was a three-year letterwinner in volleyball where she was named academic all-state for all three of those years...in softball was named the team MVP, as well as all-state, all-conference, and academic all-state (all four years)...2013 season hit .464...had 58 putouts, 15 assists and stole 23 bases....had a .958 stolen base percentage...also had a .973 fielding percentage...was a three-year Kiwanas award winner...was Student of the Month in softball and volleyball.

Returners





**#10 - Haley Rowe**

**Position:** Catcher  
**Bats:** Right  
**Throws:** Right  
**Class:** Junior  
**Hometown:** Billings, Montana  
**Previous School:** Williston State College  
**Major:** Rehabilitation & Related Services



**Williston State College:** Named team captain in 2013 and 2014...all-Mon-Dak player in 2013...named all-conference and all-region in 2013 and 2014...2014 Region Champs...honored to the NFCA Midwest all-region team.

**Charles M. Russell High School:** Played and lettered all four years in softball prep career...named rookie of the year in 2009...in 2011 and 2012 was named second team all-state...2012 state champion...named most inspirational in 2011 and 2012.



Newcomers



## #18 - Katlyn Stringari

**Position:** Second Baseman

**Bats:** Right

**Throws:** Right

**Class:** Sophomore

**Hometown:** Billings, Montana


**Previous School:** Shepherd High School

**Major:** Undecided



**Shepherd High School:** Played softball and basketball all four years for the Mustangs letting four times in softball and three times in basketball...earned academic all-state honors all four years...holds school records in doubles in a single game with three, home runs in a single game with two, total hits in a season with 44, total home runs in a season with six, and total RBIs in a season with 36...had a career-record of .495 batting average and on-base percentage of .563.





**#6 - Amanda Barham**

**Position:** Outfielder  
**Bats:** Left  
**Throws:** Right  
**Class:** Freshman  
**Hometown:** Sparks, Nevada  
**Previous School:** Spanish Springs High School  
**Major:** Communication



**Spanish Spring High School:** Played softball all four years for the Cougars lettering two years...honored as a first-team all-league and second-team all-state selection.



Newcomers



**#16 - Cameron Cassinelli**

**Position:** First Baseman

**Bats:** Left

**Throws:** Left

**Class:** Freshman


**Hometown:** Santan Valley, Arizona

**Previous School:** Poston Butte High School

**Major:** Kinesiology

**Poston Butte High School:** Played softball four years for the Broncos lettering all four years...earned all-conference honors junior and senior year...as a senior was nominated team captain...three-time hitter of the year...holds school records in all offensive categories.





## #15 - Megan Dettling

**Position:** Right-Handed Pitcher  
**Bats:** Right  
**Throws:** Right  
**Class:** Freshman  
**Hometown:** Sparks, Nevada  
**Previous School:** Edward C. Reed High School  
**Major:** Broadcast Journalism



**Edward C Reed High School:** Played three years of basketball lettering one year and played four years of softball lettering all four...in 2011 was named second-team all-league...played a key role in her sophomore year of basketball being crowned state and regional champions...in 2012 was named first-team all-league and first-team all-state...in her junior season was named first-team all-league on the regional champion softball team...named first-team all-league, all-state, and all-region...in her senior season threw 17 strikeouts against 21 batters...2014 regional champion softball team and state runners-up.





**#19 - Taylor Doran**

**Position:** Third Baseman

**Bats:** Right

**Throws:** Right

**Class:** Freshman

**Hometown:** Chandler, Arizona

**Previous School:** Hamilton High School

**Major:** Business Marketing



**Hamilton High School:** Played softball four years for the Huskies lettering three years...in 2012 was named MVP for the state championship...in 2014 was name MVP for the TCS World Series...played club for Arizona Force with a batting average of .560, 18 home runs, and 69 RBIs in the 2013-2014 season.

Newcomers





## **#20 - Myrissa Prince**

**Position:** Second Baseman

**Bats:** Right

**Throws:** Right

**Class:** Freshman

**Hometown:** Sparks, Nevada

**Previous School:** Spanish Springs High School

**Major:** Biology

**Spanish Springs High School:** Was a three-sport athlete lettering each year in volleyball, basketball, and softball...in 2011 was named first-team all-league for softball...in 2012 was named basketball's defensive player of the year...2012 volleyball state champion team...in 2013 was named all-league honorable mention in basketball...in 2013 and 2014 was given the Coach's Award for softball...named NIAA Top 10 Student Athletes in Nevada...earned all-state academic honors in basketball, volleyball, and softball.





### #13 - Heather Tracy

**Position:** Outfielder  
**Bats:** Left  
**Throws:** Right  
**Class:** Freshman  
**Hometown:** Boise, Idaho  
**Previous School:** Capital High School  
**Major:** Human Growth & Performance



**Capital High School:** Tracy played basketball three years for CHS lettering all three years and played and lettered all four years playing softball...in 2011 was honored 5A SIC Infield Honorable Mention...in 2012 was honored second team all-conference...in 2013 was named captain...honored first team all-conference...in 2014 was named team captain and to the all-star games...recorded a .528 batting average...Offensive Player of the Year 2011-2013...in 2014 was named the team's MVP...named to the Capital High School Hall of Fame.

Newcomers





**RS - Jessica Bagnell**

**Position:** Shortstop  
**Bats:** Right  
**Throws:** Right  
**Class:** Freshman  
**Hometown:** Polson, Montana  
**Previous School:** Polson High School  
**Major:** Undecided

**Polson High School:** Played volleyball for three years lettering two of them...played basketball and softball all four years lettering in all four...honored as an all-conference pick her junior and senior years in basketball... was a two-time second-team all-conference honoree, two-time first team all-conference and two-time all-state honoree...in her freshmen season recorded a .700 batting average at state...had the highest batting average on her team all four years of prep career.



## MONTANA STATE BILLINGS SOFTBALL RECORDS - May, 2014

Players in **BOLD** are currently on the roster.

### BATTING AVERAGE SEASON

1.	Rachel Quarnburg	.466	2005
2.	Bobbie Lee	.432	2011
3.	Terina Stacks	.428	2007
4.	Cami Rainey	.417	2005
5.	Stephanie Gosselin	.408	2008
6.	Rachel Quarnburg	.402	2006
7.	Rose Harrington	.401	2012
8.	Joey Ehnes	.392	2005
<b>9.</b>	<b>Aubrey Conceicao</b>	<b>.387</b>	<b>2014</b>
10.	Theresa Campbell	.385	2005

### SEASON

T1.	Bobbie Lee	47	2012
T1.	Cami Rainey	47	2005
3.	Meg Harasymczuk	45	2012
4.	Rose Harrington	44	2012
T5.	Jessica Frank	43	2008
T5.	Joey Ehnes	43	2005
T7.	Meg Harasymczuk	42	2011
T7.	Steph Gosselin	42	2009
T7.	Terina Stacks	42	2007
10.	Whitney Whitemore	39	2010

### CAREER (Minimum 2 Seasons)

1.	Rachel Quarnburg	.438	2005-06
2.	Terina Stacks	.383	2006-09
<b>T3.</b>	<b>Aubrey Conceicao</b>	<b>.363</b>	<b>2012-pres.</b>
T3.	Steph Gosselin	.363	2006-09
5.	Meg Harasymczuk	.358	2011-12
6.	Rose Harrington	.354	2011-13
<b>7.</b>	<b>Brittney Sanders</b>	<b>.350</b>	<b>2012-pres.</b>
T8.	Bobbie Lee	.344	2009-12
T8.	Cami Rainey	.344	2002-05
10.	Nicole Colpron	.343	2011-12

### CAREER

1.	Terina Stacks	118	2006-09
2.	Steph Gosselin	117	2006-09
3.	Joey Ehnes	103	2002-05
4.	Bobbie Lee	93	2009-12
5.	Leslie Davis	92	2006-09
6.	Cami Rainey	91	2002-05
7.	Jessica Frank	90	2005-08
8.	Meg Harasymczuk	87	2011-12
9.	Christy Wankel	81	2003-06
10.	Kelly Parsons	78	2008-11

### AT-BATS GAME

7 Aysha Maddox vs. Incarnate Word (Apr. 27, 2007)

4 18 Times

### HITS GAME

### SEASON

1.	Terina Stacks	192	2009
2.	Rose Harrington	177	2012
3.	Bobbie Lee	174	2012
T4.	Terina Stacks	173	2007
T4.	Joey Ehnes	173	2004
6.	Sara Hanley	172	2004
7.	Stephanie Cochran	171	2004
T8.	Lorel Palmer	168	2007
T8.	Cami Rainey	168	2005
10.	Anna Henderson	167	2004

### SEASON

1.	Terina Stacks	74	2007
2.	Terina Stacks	72	2009
3.	Rose Harrington	71	2012
4.	Cami Rainey	70	2005
5.	Steph Gosselin	63	2009
6.	Rachel Quarnburg	62	2005
<b>T7.</b>	<b>Emily Osborn</b>	<b>57</b>	<b>2012</b>
T7.	Leslie Davis	57	2008
T7.	Terina Stacks	57	2008
T10.	Jessica Frank	56	2008
T10.	Joey Ehnes	56	2005

### CAREER

1.	Terina Stacks	554	2006-09
2.	Christy Wankel	524	2003-06
3.	Steph Gosselin	520	2006-09
4.	Kelly Parsons	508	2008-11
5.	Jenna Hacke	499	2005-08
6.	Joey Ehnes	494	2002-05
7.	Leslie Davis	470	2006-09
8.	Sara Hanley	469	2002-05
9.	Cami Rainey	457	2002-05
10.	Theresa Campbell	428	2002-05

### CAREER

1.	Terina Stacks	212	2006-09
2.	Steph Gosselin	189	2006-09
3.	Kelly Parsons	162	2008-11
4.	Jenna Hacke	159	2005-08
5.	Christy Wankel	158	2003-06
6.	Cami Rainey	157	2002-05
7.	Joey Ehnes	154	2002-05
8.	Leslie Davis	147	2006-09
9.	Sara Hanley	138	2002-05
<b>10.</b>	<b>Emily Osborn</b>	<b>130</b>	<b>2012-pres.</b>

### RUNS GAME

4 Terina Stacks vs. Great Falls (Apr. 22, 2007)

## Record Book

**RBI'S GAME**  
7 Rachel Quarnburg vs. Okla. Panhandle St. (Apr. 7, 2006)

T10.	Bobbie Lee	22	2009-12
T10.	Christy Wankel	22	2003-06
T10.	Theresa Campbell	22	2002-05
T10.	Layne Pavey	22	2002-05

**SEASON**

1.	Meg Harasymczuk	48	2012
2.	Steph Gosselin	45	2009
<b>T3.</b>	<b>Emily Osborn</b>	<b>44</b>	<b>2012</b>
T3.	Rachel Quarnburg	44	2005
5.	Theresa Campbell	42	2004
T6.	Meg Harasymczuk	39	2011
T6.	Christy Wankel	39	2005
8.	Kaycee Hoffman	37	2010
T9.	Terina Stacks	36	2007
<b>T9.</b>	<b>Brittney Sanders</b>	<b>36</b>	<b>2014</b>

**TRIPLES GAME**  
2 Jessica Frank vs. Northwest Nazarene (Apr. 12, 2008)

**CAREER**

1.	Kelly Parsons	130	2008-11
2.	Steph Gosselin	111	2006-09
3.	Terina Stacks	103	2006-09
<b>4.</b>	<b>Emily Osborn</b>	<b>96</b>	<b>2012-pres.</b>
5.	Christy Wankel	91	2003-06
6.	Meg Harasymczuk	87	2011-12
7.	Theresa Campbell	87	2002-05
8.	Jenna Hacke	82	2005-08
T9.	Leslie Davis	80	2006-09
T9.	Jessica Frank	80	2005-08

**SEASON**

T1.	Becca Frank	3	2010
T1.	Jessica Frank	3	2008
T1.	Christy Wankel	3	2005
T4.	Rose Harrington	2	2012
<b>T4.</b>	<b>Emily Osborn</b>	<b>2</b>	<b>2012</b>
T4.	Jenna VanEykeren	2	2012
T4.	Amanda Goings	2	2010
T4.	Kelly Parsons	2	2009
T4.	Leslie Davis	2	2008
T4.	Terina Stacks	2	2008
T4.	Jenna McCartney	2	2006
T4.	Joey Ehnes	2	2005
T4.	Sara Hanley	2	2004
T4.	Michelle Falksen	2	2003
T4.	Sara Hanley	2	2003

**DOUBLES GAME**  
3 Joey Ehnes vs. Saint Martin's (Mar. 7, 2004)  
Terina Stacks vs. Great Falls (Apr. 22, 2007)

**CAREER**

T1.	Terina Stacks	5	2006-09
T1.	Christy Wankel	5	2003-06
T1.	Sara Hanley	5	2002-05
T4.	Jenna VanEykeren	4	2009-12
T4.	Jessica Frank	4	2005-08
T4.	Joey Ehnes	4	2002-05
T7.	Rose Harrington	3	2011-13
T7.	Kelly Parsons	3	2008-11
T7.	Jenna Hacke	3	2005-08
T10.	Whitney Whittemore	2	2009-10
T10.	Jenna McCartney	2	2006-07
T10.	Aysha Maddox	2	2004-07
T10.	Michelle Falksen	2	2003-04
T10.	Meghan O'Donnell	2	2001-03

**SEASON**

1.	Cami Rainey	20	2005
2.	Terina Stacks	19	2007
3.	Leslie Davis	15	2008
4.	Joey Ehnes	14	2005
T5.	Jenna VanEykeren	13	2012
T5.	Jessica Frank	13	2007
T5.	Cami Rainey	13	2004
T8.	Rose Harrington	12	2012
T8.	Leslie Davis	12	2009
T10.	Meg Harasymczuk	11	2011
T10.	Steph Gosselin	11	2009
T10.	Terina Stacks	11	2009

**HOME RUNS GAME**  
2 14 Times

**CAREER**

1.	Cami Rainey	39	2002-05
2.	Terina Stacks	36	2006-09
3.	Steph Gosselin	33	2006-09
T4.	Leslie Davis	32	2006-09
T4.	Joey Ehnes	32	2002-05
T6.	Kelly Parsons	27	2008-11
T6.	Jessica Frank	27	2005-08
8.	Sara Hanley	24	2002-05
<b>9.</b>	<b>Brittney Sanders</b>	<b>23</b>	<b>2012-pres.</b>

**SEASON**

T1.	Meg Harasymczuk	15	2012
T1.	Theresa Campbell	15	2004
T3.	Meg Harasymczuk	14	2011
T3.	Steph Gosselin	14	2009
5.	Rachel Quarnburg	11	2006
T6.	Bobbie Lee	10	2012
T6.	Kaycee Hoffman	10	2010
T6.	Jessica Frank	10	2008
T6.	Jenna Haacke	10	2006
10.	Kelly Parsons	9	2008

## Record Book

### CAREER

<table style="width: 100%; border-collapse: collapse;"> <tr><td style="width: 5%;">1.</td><td style="width: 85%;">Kelly Parsons</td><td style="width: 10%;">35</td><td style="width: 10%;">2008-11</td></tr> <tr><td>2.</td><td>Meg Harasymczuk</td><td>29</td><td>2011-12</td></tr> <tr><td>3.</td><td>Steph Gosselin</td><td>25</td><td>2006-09</td></tr> <tr><td>4.</td><td>Theresa Campbell</td><td>23</td><td>2002-05</td></tr> <tr><td>5.</td><td>Christy Wankel</td><td>21</td><td>2003-06</td></tr> <tr><td>6.</td><td>Terina Stacks</td><td>19</td><td>2006-09</td></tr> <tr><td>T7.</td><td>Jenna Haacke</td><td>18</td><td>2005-08</td></tr> <tr><td>T7.</td><td>Rachel Quarnburg</td><td>18</td><td>2005-06</td></tr> <tr><td>T7.</td><td>Layne Pavey</td><td>18</td><td>2002-05</td></tr> <tr><td>T10.</td><td>Leslie Davis</td><td>17</td><td>2006-09</td></tr> <tr><td>T10.</td><td>Jessica Frank</td><td>17</td><td>2005-08</td></tr> </table>	1.	Kelly Parsons	35	2008-11	2.	Meg Harasymczuk	29	2011-12	3.	Steph Gosselin	25	2006-09	4.	Theresa Campbell	23	2002-05	5.	Christy Wankel	21	2003-06	6.	Terina Stacks	19	2006-09	T7.	Jenna Haacke	18	2005-08	T7.	Rachel Quarnburg	18	2005-06	T7.	Layne Pavey	18	2002-05	T10.	Leslie Davis	17	2006-09	T10.	Jessica Frank	17	2005-08	<table style="width: 100%; border-collapse: collapse;"> <tr><td style="width: 5%;">1.</td><td style="width: 85%;">Jessica Frank</td><td style="width: 10%;">35</td><td style="width: 10%;">2005-08</td></tr> <tr><td>2.</td><td>Steph Gosselin</td><td>31</td><td>2006-09</td></tr> <tr><td>3.</td><td>Stevie Howard</td><td>29</td><td>2008-10</td></tr> <tr><td>4.</td><td>Terina Stacks</td><td>27</td><td>2006-09</td></tr> <tr><td>5.</td><td>Bobbie Lee</td><td>26</td><td>2009-12</td></tr> <tr><td>6.</td><td>Rose Harrington</td><td>21</td><td>2011-13</td></tr> <tr><td>7.</td><td>Whitney Whittemore</td><td>20</td><td>2009-10</td></tr> <tr><td>8.</td><td>Leslie Davis</td><td>16</td><td>2006-09</td></tr> <tr><td>T9.</td><td>Loel Palmer</td><td>14</td><td>2006-07</td></tr> <tr><td>T9.</td><td>Christy Wankel</td><td>14</td><td>2003-06</td></tr> </table>	1.	Jessica Frank	35	2005-08	2.	Steph Gosselin	31	2006-09	3.	Stevie Howard	29	2008-10	4.	Terina Stacks	27	2006-09	5.	Bobbie Lee	26	2009-12	6.	Rose Harrington	21	2011-13	7.	Whitney Whittemore	20	2009-10	8.	Leslie Davis	16	2006-09	T9.	Loel Palmer	14	2006-07	T9.	Christy Wankel	14	2003-06
1.	Kelly Parsons	35	2008-11																																																																																		
2.	Meg Harasymczuk	29	2011-12																																																																																		
3.	Steph Gosselin	25	2006-09																																																																																		
4.	Theresa Campbell	23	2002-05																																																																																		
5.	Christy Wankel	21	2003-06																																																																																		
6.	Terina Stacks	19	2006-09																																																																																		
T7.	Jenna Haacke	18	2005-08																																																																																		
T7.	Rachel Quarnburg	18	2005-06																																																																																		
T7.	Layne Pavey	18	2002-05																																																																																		
T10.	Leslie Davis	17	2006-09																																																																																		
T10.	Jessica Frank	17	2005-08																																																																																		
1.	Jessica Frank	35	2005-08																																																																																		
2.	Steph Gosselin	31	2006-09																																																																																		
3.	Stevie Howard	29	2008-10																																																																																		
4.	Terina Stacks	27	2006-09																																																																																		
5.	Bobbie Lee	26	2009-12																																																																																		
6.	Rose Harrington	21	2011-13																																																																																		
7.	Whitney Whittemore	20	2009-10																																																																																		
8.	Leslie Davis	16	2006-09																																																																																		
T9.	Loel Palmer	14	2006-07																																																																																		
T9.	Christy Wankel	14	2003-06																																																																																		

### SLUGGING PERCENTAGE SEASON

<table style="width: 100%; border-collapse: collapse;"> <tr><td style="width: 5%;"></td><td style="width: 85%; text-align: center;"><b>TOTAL BASES</b></td><td style="width: 10%;"></td><td style="width: 10%;"></td></tr> <tr><td></td><td style="text-align: center;"><b>SEASON</b></td><td></td><td></td></tr> <tr><td>1.</td><td>Steph Gosselin</td><td>116</td><td>2009</td></tr> <tr><td>2.</td><td>Terina Stacks</td><td>113</td><td>2007</td></tr> <tr><td>3.</td><td>Cami Rainey</td><td>110</td><td>2005</td></tr> <tr><td>4.</td><td>Meg Harasymczuk</td><td>108</td><td>2011</td></tr> <tr><td>5.</td><td>Terina Stacks</td><td>105</td><td>2009</td></tr> <tr><td>6.</td><td>Meg Harasymczuk</td><td>104</td><td>2012</td></tr> <tr><td>7.</td><td>Jessica Frank</td><td>101</td><td>2008</td></tr> <tr><td>8.</td><td>Leslie Davis</td><td>97</td><td>2008</td></tr> <tr><td>T9.</td><td>Rose Harrington</td><td>96</td><td>2012</td></tr> <tr><td>T9.</td><td>Theresa Campbell</td><td>96</td><td>2004</td></tr> </table>		<b>TOTAL BASES</b>				<b>SEASON</b>			1.	Steph Gosselin	116	2009	2.	Terina Stacks	113	2007	3.	Cami Rainey	110	2005	4.	Meg Harasymczuk	108	2011	5.	Terina Stacks	105	2009	6.	Meg Harasymczuk	104	2012	7.	Jessica Frank	101	2008	8.	Leslie Davis	97	2008	T9.	Rose Harrington	96	2012	T9.	Theresa Campbell	96	2004	<table style="width: 100%; border-collapse: collapse;"> <tr><td style="width: 5%;">1.</td><td style="width: 85%;">Theresa Campbell</td><td style="width: 10%;">.787</td><td style="width: 10%;">2005</td></tr> <tr><td>2.</td><td>Rachel Quarnburg</td><td>.785</td><td>2006</td></tr> <tr><td>3.</td><td>Meg Harasymczuk</td><td>.759</td><td>2012</td></tr> <tr><td>4.</td><td>Steph Gosselin</td><td>.695</td><td>2009</td></tr> <tr><td>5.</td><td>Rachel Quarnburg</td><td>.669</td><td>2005</td></tr> <tr><td>6.</td><td>Joey Ehnes</td><td>.664</td><td>2005</td></tr> <tr><td>7.</td><td>Cami Rainey</td><td>.655</td><td>2005</td></tr> <tr><td>8.</td><td>Terina Stacks</td><td>.653</td><td>2007</td></tr> <tr><td>9.</td><td>Kaycee Hoffman</td><td>.638</td><td>2010</td></tr> <tr><td>10.</td><td>Jessica Frank</td><td>.635</td><td>2008</td></tr> </table>	1.	Theresa Campbell	.787	2005	2.	Rachel Quarnburg	.785	2006	3.	Meg Harasymczuk	.759	2012	4.	Steph Gosselin	.695	2009	5.	Rachel Quarnburg	.669	2005	6.	Joey Ehnes	.664	2005	7.	Cami Rainey	.655	2005	8.	Terina Stacks	.653	2007	9.	Kaycee Hoffman	.638	2010	10.	Jessica Frank	.635	2008
	<b>TOTAL BASES</b>																																																																																								
	<b>SEASON</b>																																																																																								
1.	Steph Gosselin	116	2009																																																																																						
2.	Terina Stacks	113	2007																																																																																						
3.	Cami Rainey	110	2005																																																																																						
4.	Meg Harasymczuk	108	2011																																																																																						
5.	Terina Stacks	105	2009																																																																																						
6.	Meg Harasymczuk	104	2012																																																																																						
7.	Jessica Frank	101	2008																																																																																						
8.	Leslie Davis	97	2008																																																																																						
T9.	Rose Harrington	96	2012																																																																																						
T9.	Theresa Campbell	96	2004																																																																																						
1.	Theresa Campbell	.787	2005																																																																																						
2.	Rachel Quarnburg	.785	2006																																																																																						
3.	Meg Harasymczuk	.759	2012																																																																																						
4.	Steph Gosselin	.695	2009																																																																																						
5.	Rachel Quarnburg	.669	2005																																																																																						
6.	Joey Ehnes	.664	2005																																																																																						
7.	Cami Rainey	.655	2005																																																																																						
8.	Terina Stacks	.653	2007																																																																																						
9.	Kaycee Hoffman	.638	2010																																																																																						
10.	Jessica Frank	.635	2008																																																																																						

### PUTOUTS GAME

<table style="width: 100%; border-collapse: collapse;"> <tr><td style="width: 5%;"></td><td style="width: 85%; text-align: center;"><b>CAREER</b></td><td style="width: 10%;"></td><td style="width: 10%;"></td></tr> <tr><td>1.</td><td>Terina Stacks</td><td>315</td><td>2006-09</td></tr> <tr><td>2.</td><td>Kelly Parsons</td><td>300</td><td>2008-11</td></tr> <tr><td>3.</td><td>Steph Gosselin</td><td>299</td><td>2006-09</td></tr> <tr><td>4.</td><td>Christy Wankel</td><td>253</td><td>2003-06</td></tr> <tr><td>5.</td><td>Jenna Haacke</td><td>241</td><td>2005-08</td></tr> <tr><td>6.</td><td>Joey Ehnes</td><td>236</td><td>2002-05</td></tr> <tr><td>7.</td><td>Leslie Davis</td><td>234</td><td>2006-09</td></tr> <tr><td>8.</td><td>Cami Rainey</td><td>232</td><td>2002-05</td></tr> <tr><td>9.</td><td>Jessica Frank</td><td>214</td><td>2005-08</td></tr> <tr><td>10.</td><td>Theresa Campbell</td><td>213</td><td>2002-05</td></tr> </table>		<b>CAREER</b>			1.	Terina Stacks	315	2006-09	2.	Kelly Parsons	300	2008-11	3.	Steph Gosselin	299	2006-09	4.	Christy Wankel	253	2003-06	5.	Jenna Haacke	241	2005-08	6.	Joey Ehnes	236	2002-05	7.	Leslie Davis	234	2006-09	8.	Cami Rainey	232	2002-05	9.	Jessica Frank	214	2005-08	10.	Theresa Campbell	213	2002-05	<p>16 Theresa Campbell vs. W. New Mexico (Mar. 13, 2004) Layne Pavey vs. Chaminade (Apr. 6, 2005)</p>
	<b>CAREER</b>																																												
1.	Terina Stacks	315	2006-09																																										
2.	Kelly Parsons	300	2008-11																																										
3.	Steph Gosselin	299	2006-09																																										
4.	Christy Wankel	253	2003-06																																										
5.	Jenna Haacke	241	2005-08																																										
6.	Joey Ehnes	236	2002-05																																										
7.	Leslie Davis	234	2006-09																																										
8.	Cami Rainey	232	2002-05																																										
9.	Jessica Frank	214	2005-08																																										
10.	Theresa Campbell	213	2002-05																																										

### SEASON

<table style="width: 100%; border-collapse: collapse;"> <tr><td style="width: 5%;"></td><td style="width: 85%; text-align: center;"><b>STOLEN BASES</b></td><td style="width: 10%;"></td><td style="width: 10%;"></td></tr> <tr><td></td><td style="text-align: center;"><b>GAME</b></td><td></td><td></td></tr> <tr><td>3</td><td>Terina Stacks vs. Great Falls (Mar. 29, 2007 - G 1)</td><td></td><td></td></tr> <tr><td></td><td>Terina Stacks vs. Great Falls (Mar. 29, 2007 - G 2)</td><td></td><td></td></tr> <tr><td>3</td><td>Bella Rovens vs. Great Falls (Apr. 25, 2014 - G 1)</td><td></td><td></td></tr> </table>		<b>STOLEN BASES</b>				<b>GAME</b>			3	Terina Stacks vs. Great Falls (Mar. 29, 2007 - G 1)				Terina Stacks vs. Great Falls (Mar. 29, 2007 - G 2)			3	Bella Rovens vs. Great Falls (Apr. 25, 2014 - G 1)			<table style="width: 100%; border-collapse: collapse;"> <tr><td style="width: 5%;">1.</td><td style="width: 85%;">Terina Stacks</td><td style="width: 10%;">370</td><td style="width: 10%;">2009</td></tr> <tr><td>2.</td><td>Kaycee Hoffman</td><td>338</td><td>2010</td></tr> <tr><td>3.</td><td>Terina Stacks</td><td>311</td><td>2008</td></tr> <tr><td>4.</td><td>Layne Pavey</td><td>307</td><td>2005</td></tr> <tr><td>5.</td><td>Kelly Parsons</td><td>290</td><td>2009</td></tr> <tr><td>6.</td><td>Layne Pavey</td><td>268</td><td>2004</td></tr> <tr><td><b>7.</b></td><td><b>Emily Osborn</b></td><td><b>259</b></td><td><b>2014</b></td></tr> <tr><td><b>8.</b></td><td><b>Emily Osborn</b></td><td><b>255</b></td><td><b>2012</b></td></tr> <tr><td>9.</td><td>Kelly Parsons</td><td>235</td><td>2008</td></tr> <tr><td>10.</td><td>Aysha Maddox</td><td>202</td><td>2006</td></tr> </table>	1.	Terina Stacks	370	2009	2.	Kaycee Hoffman	338	2010	3.	Terina Stacks	311	2008	4.	Layne Pavey	307	2005	5.	Kelly Parsons	290	2009	6.	Layne Pavey	268	2004	<b>7.</b>	<b>Emily Osborn</b>	<b>259</b>	<b>2014</b>	<b>8.</b>	<b>Emily Osborn</b>	<b>255</b>	<b>2012</b>	9.	Kelly Parsons	235	2008	10.	Aysha Maddox	202	2006
	<b>STOLEN BASES</b>																																																												
	<b>GAME</b>																																																												
3	Terina Stacks vs. Great Falls (Mar. 29, 2007 - G 1)																																																												
	Terina Stacks vs. Great Falls (Mar. 29, 2007 - G 2)																																																												
3	Bella Rovens vs. Great Falls (Apr. 25, 2014 - G 1)																																																												
1.	Terina Stacks	370	2009																																																										
2.	Kaycee Hoffman	338	2010																																																										
3.	Terina Stacks	311	2008																																																										
4.	Layne Pavey	307	2005																																																										
5.	Kelly Parsons	290	2009																																																										
6.	Layne Pavey	268	2004																																																										
<b>7.</b>	<b>Emily Osborn</b>	<b>259</b>	<b>2014</b>																																																										
<b>8.</b>	<b>Emily Osborn</b>	<b>255</b>	<b>2012</b>																																																										
9.	Kelly Parsons	235	2008																																																										
10.	Aysha Maddox	202	2006																																																										

### CAREER

<table style="width: 100%; border-collapse: collapse;"> <tr><td style="width: 5%;"></td><td style="width: 85%; text-align: center;"><b>SEASON</b></td><td style="width: 10%;"></td><td style="width: 10%;"></td></tr> <tr><td>1.</td><td>Jessica Frank</td><td>18</td><td>2008</td></tr> <tr><td>T2.</td><td>Becca Frank</td><td>15</td><td>2012</td></tr> <tr><td>T2.</td><td>Stevie Howard</td><td>15</td><td>2010</td></tr> <tr><td>T4.</td><td>Rose Harrington</td><td>14</td><td>2012</td></tr> <tr><td>T4.</td><td>Steph Gosselin</td><td>14</td><td>2009</td></tr> <tr><td>T4.</td><td>Jessica Frank</td><td>14</td><td>2007</td></tr> <tr><td>7.</td><td>Bobbie Lee</td><td>13</td><td>2012</td></tr> <tr><td>8.</td><td>Whitney Whittemore</td><td>12</td><td>2010</td></tr> <tr><td><b>T9.</b></td><td><b>Bella Rovens</b></td><td><b>10</b></td><td><b>2014</b></td></tr> <tr><td>T9.</td><td>Leslie Davis</td><td>10</td><td>2009</td></tr> <tr><td>T9.</td><td>Loel Palmer</td><td>10</td><td>2007</td></tr> <tr><td>T9.</td><td>Terina Stacks</td><td>10</td><td>2007</td></tr> </table>		<b>SEASON</b>			1.	Jessica Frank	18	2008	T2.	Becca Frank	15	2012	T2.	Stevie Howard	15	2010	T4.	Rose Harrington	14	2012	T4.	Steph Gosselin	14	2009	T4.	Jessica Frank	14	2007	7.	Bobbie Lee	13	2012	8.	Whitney Whittemore	12	2010	<b>T9.</b>	<b>Bella Rovens</b>	<b>10</b>	<b>2014</b>	T9.	Leslie Davis	10	2009	T9.	Loel Palmer	10	2007	T9.	Terina Stacks	10	2007	<table style="width: 100%; border-collapse: collapse;"> <tr><td style="width: 5%;">1.</td><td style="width: 85%;">Kelly Parsons</td><td style="width: 10%;">915</td><td style="width: 10%;">2008-11</td></tr> <tr><td>2.</td><td>Terina Stacks</td><td>865</td><td>2006-09</td></tr> <tr><td>3.</td><td>Layne Pavey</td><td>736</td><td>2002-05</td></tr> <tr><td><b>4.</b></td><td><b>Emily Osborn</b></td><td><b>715</b></td><td><b>2012-pres.</b></td></tr> <tr><td>5.</td><td>Aysha Maddox</td><td>503</td><td>2004-07</td></tr> <tr><td>6.</td><td>Stephanie Cochrun</td><td>435</td><td>2002-05</td></tr> <tr><td><b>7.</b></td><td><b>Brittney Sanders</b></td><td><b>422</b></td><td><b>2012-pres.</b></td></tr> <tr><td>8.</td><td>Rachel Quarnburg</td><td>384</td><td>2005-06</td></tr> <tr><td>9.</td><td>Theresa Campbell</td><td>360</td><td>2002-05</td></tr> <tr><td>10.</td><td>Jenna VanEykeren</td><td>323</td><td>2009-12</td></tr> </table>	1.	Kelly Parsons	915	2008-11	2.	Terina Stacks	865	2006-09	3.	Layne Pavey	736	2002-05	<b>4.</b>	<b>Emily Osborn</b>	<b>715</b>	<b>2012-pres.</b>	5.	Aysha Maddox	503	2004-07	6.	Stephanie Cochrun	435	2002-05	<b>7.</b>	<b>Brittney Sanders</b>	<b>422</b>	<b>2012-pres.</b>	8.	Rachel Quarnburg	384	2005-06	9.	Theresa Campbell	360	2002-05	10.	Jenna VanEykeren	323	2009-12
	<b>SEASON</b>																																																																																												
1.	Jessica Frank	18	2008																																																																																										
T2.	Becca Frank	15	2012																																																																																										
T2.	Stevie Howard	15	2010																																																																																										
T4.	Rose Harrington	14	2012																																																																																										
T4.	Steph Gosselin	14	2009																																																																																										
T4.	Jessica Frank	14	2007																																																																																										
7.	Bobbie Lee	13	2012																																																																																										
8.	Whitney Whittemore	12	2010																																																																																										
<b>T9.</b>	<b>Bella Rovens</b>	<b>10</b>	<b>2014</b>																																																																																										
T9.	Leslie Davis	10	2009																																																																																										
T9.	Loel Palmer	10	2007																																																																																										
T9.	Terina Stacks	10	2007																																																																																										
1.	Kelly Parsons	915	2008-11																																																																																										
2.	Terina Stacks	865	2006-09																																																																																										
3.	Layne Pavey	736	2002-05																																																																																										
<b>4.</b>	<b>Emily Osborn</b>	<b>715</b>	<b>2012-pres.</b>																																																																																										
5.	Aysha Maddox	503	2004-07																																																																																										
6.	Stephanie Cochrun	435	2002-05																																																																																										
<b>7.</b>	<b>Brittney Sanders</b>	<b>422</b>	<b>2012-pres.</b>																																																																																										
8.	Rachel Quarnburg	384	2005-06																																																																																										
9.	Theresa Campbell	360	2002-05																																																																																										
10.	Jenna VanEykeren	323	2009-12																																																																																										

### ASSISTS GAME

10	Leslie Davis vs. Incarnate Word (Apr. 27, 2007)		
----	---	--	--

## Record Book

<b>SEASON</b>			
1.	Leslie Davis	120	2007
2.	Jessica Frank	107	2007
3.	Cami Rainey	104	2004
4.	Jessica Frank	95	2006
T5.	Leslie Davis	94	2009
T5.	Sara Hanley	92	2004
7.	Whitney Whittemore	91	2010
8.	Leslie Davis	90	2008
9.	Sara Hanley	88	2005
10.	Jessica Frank	82	2008

<b>CAREER</b>			
1.	Leslie Davis	304	2006-09
2.	Jessica Frank	300	2005-08
3.	Cami Rainey	207	2002-05
4.	Joey Ehnes	204	2002-05
<b>T5. Taylor Hoke</b>	<b>183</b>	<b>2012-pres.</b>	
T5.	Jenna Haccke	183	2005-08
7.	Sara Hanley	181	2002-05
8.	Whitney Whittemore	170	2009-10
9.	Jenna VanEykeren	159	2009-12
10.	Stevie Howard	147	2208-10

### PITCHING

#### ERA SEASON

1.	Joey Ehnes	1.25	2005
2.	Joey Ehnes	1.33	2002
3.	Kasie Conder	1.52	2009
4.	Joey Ehnes	1.70	2004
5.	Lisa Moore	2.40	2008
<b>6. Mary Grace Bywater</b>	<b>2.55</b>	<b>2012</b>	
7.	Joey Ehnes	2.61	2003
8.	Lisa Moore	2.64	2009
9.	Rebekah Tsatsa	2.81	2007
10.	Rebekah Tsatsa	2.98	2009

#### CAREER

(Minimum of 2 Seasons)

1.	Joey Ehnes	1.57	2002-05
2.	Kacie Conder	2.86	2009-12
3.	Lisa Moore	3.10	2006-09
4.	Bekah Tsatsa	3.20	2006-09
<b>5. Mary Grace Bywater</b>	<b>3.66</b>	<b>2012-pres.</b>	
6.	Terina Stacks	3.79	2006-09
7.	Lindsay Trenary	3.84	2007-08
8.	Amanda Todd	3.87	2011-14
<b>9. Jessyka MacDonald</b>	<b>3.95</b>	<b>2012-Pres.</b>	

### STRIKEOUTS GAME

15	Joey Ehnes vs. Western Washington (Mar. 4, 2005)
	Joey Ehnes vs. Chaminade (Apr. 6, 2005)

#### SEASON

1.	Joey Ehnes	303	2005
----	------------	-----	------

2.	Joey Ehnes	260	2004
3.	Kasie Conder	151	2009
4.	Lisa Moore	108	2006
T5.	Lindsey Trenary	107	2010
T5.	Lisa Moore	107	2009
7.	Annaleisha Parsley	102	2011
8.	Rebekah Tsatsa	101	2008
<b>9. Amanda Todd</b>	<b>100</b>	<b>2011</b>	
10.	Rebekah Tsatsa	98	2009

### CAREER

1.	Joey Ehnes	672	2002-05
2.	Lisa Moore	330	2006-09
3.	Amanda Todd	321	2011-14
4.	Kasie Conder	309	2009-12
5.	Rebekah Tsatsa	307	2006-09
6.	Lindsey Trenary	204	2007-10
<b>7. Jessyka MacDonald</b>	<b>225</b>	<b>2012-Pres.</b>	
8.	Megan McCrae	188	2002-05
9.	Annaleisha Parsley	124	2011-12
10.	Terina Stacks	117	2006-08

### INNINGS SEASON

1.	Joey Ehnes	245.7	2005
2.	Joey Ehnes	230.7	2004
3.	Lindsey Trenary	173.0	2010
4.	Annaleisha Parsley	146.1	2011
5.	Rebekah Tsatsa	136.0	2008
6.	Kasie Conder	129.3	2009
7.	Lisa Moore	128.0	2006
8.	Megan McCrae	120.3	2003
9.	Lisa Moore	116.7	2008
10.	Josie Grotbo	116.1	2010

### CAREER

1.	Joey Ehnes	607	2002-05
2.	Rebekah Tsatsa	431	2006-09
3.	Lisa Moore	404.3	2006-09
4.	Kasie Conder	330.2	2009-12
5.	Lindsey Trenary	318.2	2007-10
6.	Megan McCrae	313.7	2002-05
7.	Amanda Todd	311.1	2011-14
<b>8. Jessyka MacDonald</b>	<b>201.2</b>	<b>2012-pres.</b>	
9.	Terina Stacks	190	2006-09
10.	Annaleisha Parsley	186.1	2011-12

### APPEARANCES SEASON

1.	Joey Ehnes	45	2005
2.	Joey Ehnes	42	2004
3.	Lindsey Trenary	36	2010
T4.	Annaleisha Parsley	28	2011
T4.	Terina Stacks	28	2006
T6.	Josie Grotbo	27	2010
T6.	Kasie Conder	27	2009
T6.	Rebekah Tsatsa	27	2008
9.	Lisa Moore	26	2006
10.	Lisa Moore	23	2008



# Montana State Billings Softball All-Time Opponents - Updated May, 2014

<b>Academy of Art (1-1)</b>			4/1/11 N-Turlock, Calif. W 5-2	3/5/04 N-Richland, Wash. L 3-5
2/12/10 N-Las Vegas, Nev. W 4-0			4/3/11 N-Turlock, Calif. L 3-4	3/3/05 N-Richland, Wash. L 0-1
4/5/13 N-Turlock, Calif. L 1-5			5/5/12 N-Seaside, Calif. L 0-4	4/1/05 N-Modesto, Calif. W 6-4
			4/6/14 N-Turlock, Calif. #20 in nation L 0-1	3/4/06 N-Richland, Wash. L 0-3
<b>Adams State (0-1)</b>				3/6/07 N-Richland, Wash. L 3-6
2/17/06 N-Phoenix, Ariz. L 5-12				2/15/08 N-Phoenix, Ariz. W 4-3
<b>Albertson (2-0)</b>			<b>Cal State Bakersfield (1-0)</b>	3/1/08 N-Richland, Wash. W 5-1
4/13/05 H W 12-0			2/16/07 N-Phoenix, AZ W (8) 2-1	4/10/08 A W 11-1
4/13/05 H W 15-4				4/10/08 A W 4-3
<b>Angelo State (0-2)</b>			<b>Cal State Dominguez Hills (5-6)</b>	5/3/08 H W 6-0
2/15/07 N-Phoenix, Ariz. L 0-8			<b>A-(2-0) N-(3-6)</b>	5/3/08 H W 5-2
2/27/08 N-Richland, Wash. L 0-6			4/2/04 N-Modesto, Calif. L 3-7	2/8/09 N-Turlock, CA L (9) 3-4
<b>Augustana (0-2)</b>			5/13/05 N-Carson, Calif. W 5-2	3/21/09 A L (11) 2-3
2/12/11 N-Las Vegas, Nev. L 0-8			2/11/06 N-Phoenix, Ariz. L 0-2	3/21/09 A W 9-6
2/8/14 N-Las Vegas, Nev. #22 in nation L 0-2			2/12/06 N-Phoenix, Ariz. L 0-12	3/22/09 A W 3-1
			2/16/06 N-Phoenix, Ariz. L 4-8	3/22/09 A L 2-3
<b>Azusa Pacific (1-0)</b>			2/7/09 N-Turlock, Calif. W 3-2	5/1/09 H W 5-3
2/7/14 N-Las Vegas, NV W 6-4			2/11/09 A W 2-0	5/1/09 H L 4-5
			2/11/09 A W 3-2	5/2/09 H L 0-7
<b>Barry (0-2)</b>			2/10/13 N-Las Vegas, Nev. L 1-8	5/2/09 H L 1-4
2/6/04 N-Las Vegas, Nev. L 0-7			2/9/14 N-Las Vegas, Nev. L 0-8	3/20/10 A L 0-8
2/14/08 N-Phoenix, Ariz. L 3-8			4/6/14 N-Turlock, Calif. W 5-4	3/20/10 A L 1-5
<b>Black Hills State (1-0)</b>				3/21/10 A L 0-9
2/8/14 N-Las Vegas, Nev. W 11-8			<b>Cal State East Bay (2-0)</b>	3/21/10 A W 6-2
<b>BYU-Hawaii (9-9)</b>			3/26/10 N-Turlock, CA W (9) 6-5	5/1/10 H L 10-12
<b>H-(6-2) A-(3-7)</b>			4/5/14 N-Turlock, Calif. W 5-2	5/1/10 H L 5-6
2/26/01 A L 2-5				5/2/10 H L 8-14
2/26/01 A L 0-6			<b>Cal State Monterey Bay (0-6)</b>	5/2/10 H L 3-13
3/29/02 H W 7-1			<b>A-(0-3) N-(0-3)</b>	3/5/11 N-Selah, Wash. W 4-3
3/29/02 H L 0-4			3/27/10 N-Turlock, Calif. L 3-8	3/5/11 N-Selah, Wash. L 3-4
3/30/02 H W 5-3			4/1/11 N-Turlock, Calif. L 2-3	3/6/11 N-Selah, Wash. L 0-8
3/30/02 H W (8) 1-0			5/4/12 A L 4-12	3/6/11 N-Selah, Wash. L 6-9
2/24/03 A L 2-3			4/2/13 A L 1-5	4/28/11 H W 3-1
2/24/03 A L 2-3			4/2/13 A L 1-6	4/28/11 H W 9-8
2/25/03 A L 2-4			4/5/13 N-Turlock, Calif. L 1-6	4/6/12 H W (6) 9-1
2/25/03 A L 0-5				4/7/12 H W 7-5
4/24/04 H W (10) 2-0			<b>Cal State San Bernardino (2-4)</b>	4/7/12 H W 7-2
4/24/04 H L 0-4			2/14/08 N-Phoenix, Ariz. L 6-10	4/7/12 H L (5) 1-16
4/26/04 H W 6-1			2/14/08 N-Phoenix, Ariz. W 9-7	4/21/12 A L 11-12
4/26/04 H W 4-3			4/2/11 N-Turlock, Calif. L 3-5	4/21/14 A L 1-5
3/28/05 A W (8) 4-3			2/11/12 N-Las Vegas, Nev. L 3-4	3/21/13 H L (6) 2-11
3/28/05 A W 10-3			3/30/12 N-Turlock, Calif. W 3-1	3/21/13 H W (5) 13-5
3/29/05 A L 6-7			4/6/13 N-Turlock, Calif. L 1-5	4/20/13 A W 4-0
3/29/05 A W 16-11				4/20/13 A L (5) 0-8
<b>Cal Baptist (0-2)</b>			<b>Cal State Stanislaus (3-4)</b>	3/15/14 A W (8) 6-4
2/5/04 N-Las Vegas, Nev. L 0-5			4/4/04 N-Modesto, Calif. W 2-0	3/15/14 A L 1-2
2/8/13 N-Las Vegas, Nev. L 4-16			5/8/09 N-Arcata, Calif. L 0-5	3/16/14 A W 5-2
<b>UC-San Diego (1-4)</b>			4/2/11 N-Turlock, Calif. W 2-1	3/16/14 A L 7-10
3/27/10 N-Turlock, Calif. L 0-13			3/31/12 N-Turlock, Calif. L 0-1	
			4/3/13 A L 1-3	<b>Chadron State (2-0)</b>
			4/3/13 A L 1-3	2/13/10 N-Las Vegas, Nev. W 9-4
			4/4/14 N-Turlock, Calif. W 5-3	2/11/12 N-Las Vegas, Nev. W 12-4
<b>Central Washington (21-29)</b>				
<b>H-(9-9) A-(8-10) N-(4-10)</b>			<b>Chaminade (5-15)</b>	
3/3/01 N-Richland, WA L 2-10			<b>H-(5-3) A-(0-10) N-(0-2)</b>	
3/2/03 N-Richland, WA L 2-3			2/27/01 A L 0-9	
			2/27/01 A L 0-8	

### All-Time Record vs. Opponents

2/26/02 A L 2-6	2/13/07 N-Phoenix, Ariz. L 6-8	2/11/04 A L 0-2
2/26/02 A L 3-4	2/13/09 N-Phoenix, Ariz. L 3-4	2/12/04 A L (9) 3-4
2/27/02 A L 0-12	2/14/10 N-Las Vegas, Nev. L 4-7	2/12/04 A L 0-3
2/27/02 A L 3-4	2/11/11 N-Las Vegas, Nev. W 9-5	4/4/04 N-Modesto, CA W (8) 3-1
4/12/03 H L 1-2	2/12/12 N-Las Vegas, Nev. L 3-6	4/10/05 H W 7-5
4/12/03 H W 9-0	2/6/13 A L 3-5	4/10/05 H W 11-6
4/13/03 H L 4-5	2/6/13 A L (5) 0-8	4/11/05 H L 0-2
4/13/03 H W 8-2	2/4/14 A - #24 in nation W 3-2	4/11/05 H W 9-8
2/14/04 A L 4-6	2/4/14 A - #24 in nation L 7-11	2/13/06 N-Phoenix, Ariz. L 2-13
2/14/04 A L 3-4		2/13/06 N-Phoenix, Ariz. L 3-7
2/15/04 A L 0-1		2/13/10 N-Las Vegas, Nev. L 3-8
2/15/04 A L 2-4		2/11/11 N-Las Vegas, Nev. W 8-5
4/5/05 H W 7-0		2/5/14 N-Las Vegas, NV W 7-6
4/5/05 H W 5-0		2/5/14 N-Las Vegas, NV W 7-6
4/6/05 H W 10-0		
4/6/05 H L 2-4		
3/30/12 N-Turlock, Calif. L 0-2		
4/1/12 N-Turlock, Calif. L 1-2		
	<b>Domincan University (1-0)</b>	
	3/31/12 N-Turlock, CA W (5) 9-1	
	<b>Eastern New Mexico (0-1)</b>	
	2/14/09 N-Phoenix, Ariz. L 5-6	
	<b>Eastern Oregon (0-1)</b>	
	3/3/01 N-Richland, WA L 2-3	
	<b>Emporia State (0-1)</b>	
	2/27/05 N-St. Cloud, Minn. L 1-2	
	<b>Grand Canyon (4-8)</b>	
	4/3/04 N-Modesto, Calif. L 0-3	
	3/5/04 N-Richey, Wash. W 5-1	
	2/11/06 N-Phoenix, Ariz. L 2-6	
	2/12/06 N-Phoenix, Ariz. W 5-2	
	3/3/06 N-Richey, Wash. L 1-2	
	2/12/07 N-Phoenix, Ariz. L 1-9	
	2/12/07 N-Phoenix, Ariz. L 1-7	
	2/16/07 N-Phoenix, Ariz. W (9) 9-5	
	2/15/09 N-Phoenix, Ariz. L (8) 5-7	
	2/12/10 N-Las Vegas, Nev. L 2-5	
	2/12/11 N-Las Vegas, Nev. L 1-7	
	2/10/12 N-Las Vegas, Nev. W 11-10	
	<b>University of Great Falls (9-0)</b>	
	<b>H-(3-0) A-(6-0)</b>	
	3/29/07 A W 8-5	
	3/29/07 A W 17-2	
	4/22/07 H W 20-12	
	4/22/07 H W 8-0	
	3/19/08 H W 9-0	
	4/6/08 A W 9-0	
	4/6/08 A W 11-3	
	4/25/14 A W (9) 9-8	
	4/25/14 A W 5-0	
	<b>Hawaii-Hilo (10-13)</b>	
	<b>H-(6-2) A-(0-8) N-(4-3)</b>	
	3/1/02 A L 0-4	
	3/1/02 A L 0-5	
	3/2/02 A L (9) 0-1	
	3/2/02 A L 0-12	
	4/25/03 H W 6-1	
	4/25/03 H W (9) 4-3	
	4/26/03 H L 2-14	
	4/26/03 H W 8-1	
	2/11/04 A L 3-9	
		<b>Hawaii Pacific (5-8)</b>
		<b>H-(3-3) A-(1-5) N-(1-0)</b>
	2/25/01 A L 0-4	
	2/25/01 A L 0-5	
	2/21/03 A L 2-5	
	2/21/03 A L(10) 5-6	
	2/23/03 A W 4-2	
	2/23/03 A L 1-3	
	4/10/04 H W 3-1	
	4/10/04 H W (8) 8-5	
	4/11/04 H W 6-4	
	4/11/04 H L 3-17	
	3/24/05 H L 3-4	
	3/24/05 H L 3-10	
	4/2/05 N-Modesto, Calif. W 2-1	
		<b>Humboldt State (2-16)</b>
		<b>A-(0-2) N-(2-14)</b>
	3/2/01 N-Richland, Wash. L 0-6	
	2/28/03 N-Richland, Wash. L 1-4	
	3/4/04 A L (9) 4-6	
	3/4/04 A L 2-6	
	3/5/04 N - Richland, Wash. L 7-10	
	4/4/04 N-Modesto, Calif. L 0-3	
	3/3/05 N-Richland, Wash. L 0-1	
	4/2/05 N-Modesto, CA L (8) 2-3	
	4/3/05 N-Modesto, Calif. L 0-4	
	5/13/05 N-Carson, Calif. W 3-1	
	3/3/06 N-Richland, Wash. L 2-3	
	5/9/09 N-Arcata, Calif. L 2-3	
	3/28/10 N-Turlock, Calif. L 6-7	
	2/13/11 N-Las Vegas, Nev. L 11-14	
	2/9/13 N-Las Vegas, Nev. W 13-5	
	4/6/13 N-Turlock, Calif. L 4-5	
	2/7/14 N-Las Vegas, NV	
	#4 in nation L 3-4	
	4/4/14 N-Turlock, Calif.	
	#8 in nation L (10) 3-5	
		<b>Idaho State (0-2)</b>
	4/20/07 A L 1-8	
	4/21/07 A L 5-7	
<b>Chico State (3-3)</b>		
4/2/04 N-Modesto, CAW (8) 4-3		
5/12/05 N-Carson, Calif. L 1-2		
4/2/11 N-Turlock, Calif. L 0-6		
3/31/12 N-Turlock, Calif. W 5-1		
4/6/13 N-Turlock, Calif. W 2-1		
4/4/14 N-Turlock, Calif. L 7-8		
<b>Colorado College (4-0)</b>		
4/19/02 H W 6-1		
4/19/02 H W 10-6		
4/20/02 H W 9-0		
4/20/02 H W 6-4		
<b>Colorado-Colorado Springs (0-3)</b>		
3/18/06 A L 2-4		
3/18/06 A L 2-10		
3/19/06 A L 1-7		
<b>Colorado School of Mines (1-1)</b>		
2/7/04 N-Las Vegas, Nev. W 1-0		
2/8/13 N-Las Vegas, Nev. L 2-6		
<b>Davis &amp; Elkins (1-0)</b>		
2/7/09 N-Turlock, Calif. W 11-0		
<b>Dickinson State (9-0)</b>		
<b>H-(5-0) A-(4-0)</b>		
3/24/01 H W 5-2		
3/25/01 H W 4-3		
4/10/02 A W 2-0		
4/10/02 A W 3-1		
4/21/03 A W 4-1		
4/21/03 A W 4-1		
3/13/05 H W 9-1		
3/11/06 H W 6-1		
3/11/06 H W 8-4		
<b>Dixie State (2-8)</b>		
2/13/07 N-Phoenix, Ariz. L 2-13		

**All-Time Record vs. Opponents**

**Incarnate Word (5-5)**

**H-(4-0) A-(0-5) N-(1-0)**

4/2/06	A	L	0-6
4/2/06	A	L	4-8
4/4/06	A	L	5-6
4/4/06	A	L	4-8
4/27/06	N-San Antonio, TX	W	6-5
4/13/07	H	W	5-0
4/13/07	H	W	7-4
4/14/07	H	W	9-0
4/14/07	H	W	3-1
4/27/07	A	L (13)	5-7

**Jamestown (1-0)**

3/22/03	H	W	8-0
---------	---	---	-----

**Lincoln (6-2)**

**H-(3-1) A-(2-1) N-(1-0)**

4/21/06	H	W	5-2
4/21/06	H	L	0-2
4/22/06	H	W	6-0
4/22/06	H	W	4-0
3/9/07	A	L	0-2
3/10/07	A	W	7-0
3/10/07	A	W	7-3
4/27/07	N-San Antonio, TX	W	7-0

**Linfield (0-1)**

3/2/01	N	L	2-4
--------	---	---	-----

**Longwood (1-0)**

2/5/04	N-Las Vegas, Nev.	W	2-1
--------	-------------------	---	-----

**University of Mary (3-5)**

**H-(2-4) A-(1-1)**

3/7/07	H	L (8)	4-5
3/7/07	H	L	3-5
3/12/08	H	L	3-4
3/12/08	H	L	3-4
4/2/08	A	L	6-7
4/2/08	A	W	4-2
3/18/09	H	W	8-2
3/18/09	H	W	8-2

**Mesa State (1-7)**

**H-(2-4) A-(1-1)**

3/30/01	H	L	1-12
3/30/01	H	L	0-10
3/31/01	H	L	0-11
3/31/01	H	L	3-20
3/2/02	A	L	3-7
3/3/02	A	L	0-8
3/10/04	A	L (9)	4-5
3/10/04	A	W	8-3

**Metro State (1-1)**

2/10/12	N-Las Vegas, NV	W (6)	11-3
2/9/13	N-Las Vegas, Nev.	L	10-17

**Minnesota-Duluth (1-0)**

2/27/05	N-St. Cloud, Minn.	W	2-0
---------	--------------------	---	-----

**Minnesota State-Mankato (0-1)**

2/15/07	N-Phoenix, Ariz.	L	1-8
---------	------------------	---	-----

**Minnesota State-Moorhead (0-1)**

4/14/01	A	L	0-2
---------	---	---	-----

**Minot State (6-0)**

**H-(5-0) A-(1-0)**

3/21/03	H	W	3-1
3/21/03	H	W	8-6
3/23/03	A	W	9-6
4/25/05	H	W	3-0
4/26/05	H	W	8-0
3/19/08	H	W	9-1

**Missouri Western State (0-1)**

2/17/07	N-Phoenix, Ariz.	L	0-3
---------	------------------	---	-----

**New Mexico Highlands (2-0)**

2/17/06	N-Phoenix, Ariz.	W	9-1
2/14/09	N-Phoenix, Ariz.	W	7-3

**North Dakota (0-2)**

4/12/01	A	L	1-3
4/12/01	A	L	0-8

**North Dakota State (0-2)**

4/13/01	A	L	1-10
3/6/04	N-Richland, WA	L (8)	2-5

**Northern Colorado (5-0)**

**H-(4-0) A-(1-0)**

4/21/04	A	W	2-1
5/1/04	H	W	5-0
5/1/04	H	W	3-2
5/2/04	H	W	3-2
5/2/04	H	W	4-0

**Northern State (2-0)**

3/19/04	H	W	4-1
3/20/04	H	W	4-1

**Northwest Nazarene (45-10)**

**H-(23-1) A-(20-6) N-(4-1)**

3/8/04	A	W	13-0
3/9/04	A	W	8-2
3/5/05	N-Richland, Wash.	W	9-0
3/2/06	N-Richland, Wash.	L	2-10
3/1/07	N-Richland, Wash.	W	12-2
4/7/06	H	W	10-1
4/7/06	H	W	14-6
4/8/06	H	W	6-4
4/8/06	H	W	9-0
3/17/07	A	W	8-6
3/17/07	A	W	10-2
3/18/07	A	W (9)	7-6

3/18/07	A	W (8)	3-2
4/26/07	N-San Antonio, TX	W	4-1
2/28/08	N-Richland, Wash.	W	8-0
4/11/08	A	L	6-7
4/11/08	A	W	9-5
4/12/08	A	W	10-2
4/12/08	A	W	12-3
3/13/09	H	W (10)	11-10
3/13/09	H	W	10-8
3/14/09	H	W	8-0
3/14/09	H	W	11-2
4/24/09	A	W	7-0
4/24/09	A	W	10-8
4/25/09	A	W	4-1
4/25/09	A	W	8-5
3/12/10	H	W	5-1
3/12/10	H	W	9-4
3/13/10	H	W	5-3
3/13/10	H	W	8-0
4/16/10	A	L	1-6
4/16/10	A	L	3-6
4/17/10	A	W	4-3
4/17/10	A	W	8-5
3/11/11	A	L	1-4
3/11/11	A	L	4-8
3/12/11	A	L	7-9
3/12/11	A	W	11-5
4/30/11	H	W	10-5
4/30/11	H	W	8-0
3/16/12	H	W (5)	11-0
3/16/12	H	W (5)	12-4
3/17/12	H	W	6-4
3/17/12	H	W	11-7
4/14/12	A	W	9-4
4/14/12	A	W (6)	9-0
3/2/13	A	W (6)	8-0
3/2/13	A	W	4-0
3/23/13	H	W (5)	13-2
3/23/13	H	W (5)	18-0
4/11/14	H	L	4-6
4/11/14	H	W(5)	8-0
4/12/14	H	W	7-1
4/12/14	H	W	6-4

**Notre Dame de Namur (0-2)**

3/26/10	N-Turlock, Calif.	L	1-5
4/7/13	N-Turlock, Calif.	L	2-5

**Oklahoma Panhandle State (0-2)**

4/26/02	H	L	3-9
4/26/02	H	L (9)	3-4

**Oregon Tech (0-1)**

3/4/01	N-Richland, WA	L	1-13
--------	----------------	---	------

**Pittsburg State (2-0)**

2/7/04	N-Las Vegas, Nev.	W	3-0
2/26/05	N-St. Cloud, Minn.	W	8-3

### All-Time Record vs. Opponents

**St. Cloud State (0-1)**  
2/26/05 N-St. Cloud, Minn. L 3-5

**St. Edwards (4-4)**  
**H-(4-0) A-(0-4)**

4/14/06 H W 1-0  
4/14/06 H W 7-2  
4/15/06 H W 7-6  
4/15/06 H W 5-4  
4/14/07 A L 0-1  
4/14/07 A L 0-3  
4/15/07 A L 1-2  
4/15/07 A L 4-7

**Saint Martin's (30-19)**

**H-(10-11) A-(16-7) N-(4-1)**

3/10/01 A L 1-6  
3/10/01 A L 0-4  
3/1/03 N-Richland, WA W 6-5  
3/7/04 N-Richland, Wash. W 7-3  
3/6/05 N-Richland, Wash. W 9-2  
3/9/05 A W 11-4  
3/9/05 A W 5-0  
3/3/07 N-Richland, Wash. W 11-5  
3/1/08 N-Richland, Wash. L 2-4  
3/14/08 H W 9-6  
3/14/08 H W 8-5  
4/20/08 A W 11-0  
4/20/08 A W (8) 4-0  
2/28/09 A W 13-1  
2/28/09 A W 7-0  
3/1/09 A W 14-0  
3/1/09 A W 4-3  
3/28/09 H W 6-5  
3/28/09 H W 1-0  
4/23/09 H-Spokane, Wash. L 0-8  
4/23/09 H-Spokane, Wash. W 8-2  
4/2/10 H W 8-4  
4/2/10 H W 13-4  
4/3/10 H L 3-7  
4/3/10 H L 1-4  
4/24/10 A W 8-7  
4/24/10 A W 8-4  
4/25/10 A L 0-4  
4/25/10 A W 2-1  
3/26/11 H L 5-6  
3/26/11 H W 11-6  
3/27/11 H W 10-1  
3/27/11 H W 10-7  
4/13/11 A W 7-1  
4/13/11 A W 4-0  
3/9/12 A L 1-2  
3/9/12 A W 5-3  
3/10/12 A W 7-4  
3/10/12 A W 3-1  
4/26/12 H L 3-5  
4/26/12 H L 8-11  
3/9/13 A L 0-8  
3/9/13 A L 1-2

4/13/13 H L 15-18  
4/13/13 H L (5) 3-12  
3/29/14 H L 2-3  
3/29/14 H L 2-10  
3/30/14 H L(5) 1-19  
4/18/14 A L 3-4

**St. Mary's (Texas) (1-6)**

**A-(1-3) N-(0-3)**

4/1/06 A L 3-5  
4/1/06 A L 0-4  
4/3/06 A L 1-2  
4/3/06 A W 5-4  
4/27/06 N-San Antonio, TX L 1-7  
4/28/06 N-San Antonio, TX L 1-4  
4/26/07 N-San Antonio, TX L 3-5

**San Francisco State (2-5)**

**A-(0-2) N-(2-3)**

2/18/03 A L 0-2  
2/18/03 A L 2-4  
4/3/04 N-Modesto, Calif. L 2-3  
5/14/05 N-Carson, Calif. L 0-4  
2/8/09 N-Turlock, Calif. L 0-6  
4/3/11 N-Turlock, Calif. W 9-3  
4/1/12 N-Turlock, Calif. W 5-3

**Seattle (3-13)**

**H-(1-1) A-(1-6) N-(1-6)**

3/3/01 N-Richland, WA L 3-4  
3/11/01 A L 0-8  
3/11/01 A L 2-8  
3/6/04 N-Richland, Wash. L 3-4  
3/6/05 N-Richland, Wash. W 4-3  
3/8/05 A W 2-1  
3/8/05 A L 2-6  
3/5/06 N-Richland, Wash. L 4-7  
3/4/07 N-Richland, Wash. L 2-9  
3/4/07 N-Richland, Wash. L 1-2  
3/2/08 N-Richland, Wash. L 2-3  
3/8/08 A L 2-10  
3/8/08 A L 0-5  
3/9/08 A L 1-5  
4/25/08 H L 5-13  
4/25/08 H W 10-2

**Simon Fraser (13-7)**

**H-(5-3) A-(8-3) N-(0-1)**

3/4/01 N-Richland, WA L 1-9  
3/19/11 H W 8-6  
3/19/11 H W 10-1  
3/20/11 H W 13-5  
3/20/11 H L 6-7  
4/16/11 A W 6-3  
4/16/11 A W 3-2  
3/3/12 A W (8) 5-4  
3/3/12 A L 2-3  
3/4/12 A W 6-2  
3/4/12 A W 18-6

4/28/12 H L 11-19  
4/28/12 H W 8-3  
3/5/13 A L 1-7  
3/5/13 A L (6) 2-11  
4/27/13 H L (6) 2-11  
4/27/13 H W 7-5  
4/19/14 A W (8) 14-7  
4/20/14 A W 10-8  
4/20/14 A W 11-6

**Sonoma State (1-1)**

2/28/08 N-Richland, Wash. L 1-3  
2/8/09 N-Turlock, Calif. W 2-1

**Southern Illinois-Edwardsville (1-0)**

2/16/06 N-Phoenix, Ariz. W 7-2

**Texas A&M Kingsville (0-1)**

2/18/06 N-Phoenix, Ariz. L 3-4

**Texas Permian Basin (1-0)**

4/1/07 H W 9-1

**Valley City State (3-0)**

**H-(2-0) A-(1-0)**

3/23/03 A W 10-0  
3/19/04 H W 9-0  
3/20/04 H W 11-0

**Vanguard (0-1)**

2/6/04 N-Las Vegas, Nev. W 4-2

**West Texas A&M (0-2)**

3/19/07 A L 3-6  
3/19/07 A L 0-1

**Western New Mexico (2-17)**

**A-(0-12) N-(2-5)**

2/1/02 N-G. Junction, CO L 2-4  
2/1/02 N-G. Junction, CO L 4-6  
2/2/02 N-G. Junction, CO L 3-13  
2/3/02 N-G. Junction, CO L 0-8  
5/2/03 A L 5-6  
5/2/03 A L 0-8  
5/3/03 A L 1-6  
5/3/03 A L 2-9  
3/12/04 A L 3-5  
3/12/04 A L 3-5  
3/13/04 A L 2-7  
3/13/04 A (10) L 9-10  
3/29/06 A L 0-8  
3/29/06 A L 1-2  
3/30/06 A L 1-9  
3/30/06 A L 2-3  
2/11/07 N-Phoenix, Ariz. L 0-8  
2/11/07 N-Phoenix, Ariz. W 6-5  
2/13/09 N-Phoenix, Ariz. W 11-2

### All-Time Record vs. Opponents

#### Western Oregon (26-24) H-(13-5) A-(11-16) N-(2-4)

3/2/01	N-Richland, WA	L	0-9
3/1/03	N-Richland, WA	L	2-3
3/5/04	N-Richland, Wash.	W	6-2
3/4/05	N-Richland, Wash.	W	6-4
4/3/05	N-Modesto, Calif.	W	4-2
3/2/06	N-Richland, Wash.	W	3-1
2/16/07	N-Phoenix, Ariz.	W	11-1
3/1/07	N-Richland, Wash.	W	7-4
3/4/07	N-Richland, Wash.	W	5-2
2/29/08	N-Richland, Wash.	L	0-9
3/15/08	H	W	2-1
3/15/08	H	W	6-4
4/18/08	A	L	2-7
4/18/08	A	L	1-6
2/21/09	A	L	2-3
2/21/09	A	L	0-3
2/22/09	A	W	6-5
2/22/09	A	W	10-8
4/10/09	H	W	2-1
4/10/09	H	W	4-2
4/11/09	H	W	5-2
4/11/09	H	L	2-7
3/6/10	A	L	2-5
3/6/10	A	W	5-2
3/7/10	A	L	6-10
3/7/10	A	L	0-3
4/10/10	H	W (8)	3-2
4/10/10	H	L	5-7
4/11/10	H	L	0-9
4/11/10	H	L	0-4
2/26/11	A	W	5-4
2/26/11	A	W	8-7
2/27/11	A	L	1-2
2/27/11	A	L	3-7
4/23/11	H	W	6-3
4/23/11	H	W	8-4
3/24/12	H	W	11-5
3/24/12	H	W	13-10
3/25/12	H	W	7-1
3/25/12	H	W	12-5
4/20/12	A	W	5-4
4/20/12	A	L	4-5
3/8/13	A	L	0-6
3/8/13	A	L	0-1
3/30/13	H	W	7-6
3/30/13	H	L	5-8
3/7/14	A	L	5-9
3/7/14	A	L	2-5
3/8/14	A	L	2-8
3/8/14	A	L	1-8

#### Western Washington (35-22) H-(19-8) A-(12-9) N-(4-5)

3/4/01	N-Richland, WA	L	1-9
2/28/03	N-Richland, WA	L	1-15
3/7/04	N-Richland, Wash.	L	0-7
3/4/05	N-Richland, WA	W (9)	3-2
4/1/05	N-Modesto, Calif.	W	9-1
4/30/05	H	W	10-0
4/30/05	H	W	13-0
5/1/05	H	W	2-1
5/1/05	H	W	6-2
3/4/06	N-Richland, Wash.	L	2-8
3/2/07	N-Richland, Wash.	W	3-1
2/16/08	N-Phoenix, Ariz.	L	0-6
2/29/08	N-Richland, Wash.	W	3-2
3/6/08	A	L	0-6
3/6/08	A	L	1-2
3/7/08	A	W	4-3
3/7/08	A	L	4-5
4/26/08	H	W	9-7
4/26/08	H	W	5-2
4/27/08	H	W	5-1
4/27/08	H	L	2-3
3/6/09	A	L	2-6
3/6/09	A	W	6-0
3/7/09	A	W	3-0
3/7/09	A	W	8-0
4/18/09	H	W	3-0
4/18/09	H	W	5-1
4/19/09	H	W	10-2
4/19/09	H	W	10-8
2/28/10	A	W	6-5
2/28/10	A	W	2-0
2/29/10A	L	3-4	
2/29/10	A	W	4-2
5/7/10	H	L	5-10
5/7/10	H	W	7-5
5/8/10	H	L	2-5
5/8/10	H	W	2-1
4/10/11	H	L	2-7
4/10/11	H	W	7-5
4/10/11	H	W	6-4
4/14/11	A	L	4-9
4/14/11	A	L	2-3
4/15/11	A	W	5-4
3/6/12	A	W	6-3
3/6/12	A	L	2-3
3/7/12	A	W (5)	15-1
3/7/12	A	W	11-3
4/12/12	H	L	5-9
4/12/12	H	W	7-4
3/6/13	A	W	5-3
3/6/13	A	L	0-7
4/28/13	H	W	8-4
4/28/13	H	L	9-13
3/22/14	H	W	10-5
3/22/14	H	W	5-4
3/23/14	H	L(5)	2-12
3/23/14	H	L	5-13

#### Whitworth (1-0)

3/1/03 N-Richland, WA W 8-0

#### Winona State (1-0)

2/26/05 N-St. Cloud, MN W (9) 7-6



*Senior Taylor Hoke*



## Year-By-Year Results

3/5 Northwest Nazarene@ W	9-0	2/18 TAM-Kingsville@ L	3-4	2/16 Western Oregon@ W	11-1
3/6 Saint Martin's@ W	9-2	3/2 Western Oregon# W	3-1	2/16 Grand Canyon@ W (9)	9-5
3/6 Seattle@ W	4-3	3/2 Northwest Nazarene# L	2-10	2/17 Missouri Western St.@ L	0-3
3/8 at Seattle W	2-1	3/3 Grand Canyon# L	1-2	3/1 Northwest Nazarene# W	12-2
3/8 at Seattle L	2-6	3/3 Humboldt State# L	2-3	3/1 Western Oregon# W	7-4
3/9 at Saint Martin's W	11-4	3/4 Western Washington# L	2-8	3/2 Western Washington# W	3-1
3/9 at Saint Martin's W	5-0	3/4 Central Washington# L	0-3	3/2 Central Washington# L	3-6
3/13 Dickinson State W	9-1	3/5 Seattle# L	4-7	3/3 Saint Martin's# W	11-5
3/24 Hawaii Pacific L	3-4	3/11 Dickinson State W	6-1	3/3 Seattle# L	2-9
3/24 Hawaii Pacific L	3-10	3/11 Dickinson State W	8-4	3/4 Western Oregon# W	5-2
3/28 at BYU-Hawaii W (8)	4-3	3/18 at UC-Colo. Springs L	2-4	3/4 Seattle# L	1-2
3/28 at BYU-Hawaii W	10-3	3/18 at UC-Colo. Springs L	2-10	3/7 Univ. of Mary L (8)	4-5
3/29 at BYU-Hawaii L	6-7	3/19 at UC-Colo. Springs L	1-7	3/7 Univ. of Mary L	3-5
3/29 at BYU-Hawaii W	16-11	3/29 at W. New Mexico L	0-8	3/9 at Lincoln L	0-2
4/1 Western Washington# W	9-1	3/29 at W. New Mexico L	1-2	3/10 at Lincoln W	7-0
4/1 Central Washington# W	6-4	3/30 at W. New Mexico L	1-9	3/10 at Lincoln W	7-3
4/2 Hawaii Pacific# W	2-1	3/30 at W. New Mexico L	2-3	3/17 at Ok. Panhandle State W	8-6
4/2 Humboldt State# L (8)	2-3	4/1 at St. Mary's (TX) L	3-5	3/17 at Ok. Panhandle State W	10-2
4/3 Western Oregon# W	4-2	4/1 at St. Mary's (TX) L	0-4	3/18 at Ok. Pan. State W (9)	7-6
4/3 Humboldt State# L	0-4	4/2 at Incarnate Word L	0-6	3/18 at Ok. Pan. State W (8)	3-2
4/5 Chaminade W	7-0	4/2 at Incarnate Word L	4-8	3/19 at West Texas A&M L	3-6
4/5 Chaminade W	5-0	4/3 at St. Mary's (TX) L	1-2	3/19 at West Texas A&M L	0-1
4/6 Chaminade W	10-0	4/3 at St. Mary's (TX) W	5-4	4/14 at St. Edwards L	0-1
4/6 Chaminade L	2-4	4/4 at Incarnate Word L	5-6	4/14 at St. Edwards L	0-3
4/10 Hawaii-Hilo W	7-5	4/4 at Incarnate Word L	4-8	4/15 at St. Edwards L	1-2
4/10 Hawaii-Hilo W	11-6	4/7 Ok. Panhandle State W	10-1	4/15 at St. Edwards L	4-7
4/11 Hawaii-Hilo L	0-2	4/7 Ok. Panhandle State W	14-6	3/29 at Great Falls W	8-5
4/11 Hawaii-Hilo W	9-8	4/8 Ok. Panhandle State W	6-4	3/29 at Great Falls W	17-2
4/13 Albertson W	12-0	4/8 Ok. Panhandle State W	9-10	4/1 Texas-Permian Basin W	9-1
4/13 Albertson W	15-4	4/14 St. Edwards W	1-0	4/13 Incarnate Word W	5-0
4/25 Minot State W	3-0	4/14 St. Edwards W	7-2	4/13 Incarnate Word W	7-4
4/26 Minot State W	8-0	4/15 St. Edwards W	7-6	4/14 Incarnate Word W	9-0
4/30 Western New Mexico W	10-0	4/15 St. Edwards W	5-4	4/14 Incarnate Word W	3-1
4/30 W. New Mexico W	13-1	4/21 Lincoln W	5-2	4/20 at Idaho State L	1-8
5/1 W. New Mexico W	2-1	4/21 Lincoln L	0-2	4/21 at Idaho State L	5-7
5/1 W. New Mexico W	6-2	4/22 Lincoln W	6-0	4/22 Great Falls W	20-12
NCAA WEST REGION - Carson, CA		4/22 Lincoln W	4-0	4/22 Great Falls W	8-0

5/12 Chico State L	1-2
5/13 Humboldt State W	3-1
5/13 Dominguez Hills W	5-2
5/14 San Francisco State L	0-4
! SCS Tour. - St. Cloud, Minn.	
@ CWU Tourney - Richland, Wash.	
# Best of the West - Modesto, Calif.	

### 2006

#### 12-12, 20-31

#### HEARTLAND TOURNAMENT

##### QUALIFIER

2/11 Grand Canyon! L	2-6
2/11 Dominguez Hills! L	0-2
2/12 Dominguez Hills! L	0-12
2/12 Grand Canyon! W	5-2
2/13 Hawaii-Hilo! L	2-13
2/13 Hawaii-Hilo! L	3-7
2/16 SIU-Edwardsville@ W	7-2
2/16 Dominguez Hills@ L	4-8
2/17 Adams State@ L	5-12
2/17 NM Highlands@ W	9-1

#### HEARTLAND TOURNAMENT

##### - San Antonio, Texas

4/27 St. Mary's (Texas) L	1-7
4/27 Incarnate Word W (8)	6-5
4/28 St. Mary's (Texas) L	1-4
! GCU Tourney - Phoenix, Ariz.	
@ Leadoff Classic - Phoenix, Ariz.	
# CWU Tourney - Richland, Wash.	

### 2007

#### 10-5, 26-24

#### HEARTLAND TOURNAMENT

##### QUALIFIER

2/11 Western New Mexico! L	0-8
2/11 Western New Mexico! W	6-5
2/12 Grand Canyon! L	1-9
2/12 Grand Canyon! L	1-7
2/13 Dixie State! L	2-13
2/13 Dixie State! L	6-8
2/15 Minn. St.-Mankato@ L	1-8
2/15 Angelo State@ L	0-8
2/16 CSU Bakersfield@ W (8)	2-1

#### HEARTLAND TOURNAMENT

##### - San Antonio, Texas

4/26 Ok. Panhandle State W	4-1
4/26 St. Mary's (Texas) L	3-5
4/27 Lincoln W	7-0
4/27 Incarnate Word L (13)	5-7
! GCU Tourney - Phoenix, Ariz.	
@ Leadoff Classic - Phoenix, Ariz.	
# CWU Tourney - Richland, Wash.	

### 2008

#### 16-8, 28-21

2/14 Barry! L	3-8
2/14 CSU San Bernardino! L	6-10
2/15 CSU San Bernardino! W	9-7
2/15 Central Washington! W	4-3
2/16 Western Washington! L	0-6
2/15 Angelo State@ L	0-8
2/28 Sonoma State@ L	1-3
2/28 Northwest Nazarene@ W	8-0
2/29 Western Oregon@ L	0-9
2/29 Western Washington@ W	3-2

## Year-By-Year Results

3/1 Saint Martin's@ L 2-4	2/15 Grand Canyon! L (8) 5-7	3/1 at Western Washington W 4-2
3/1 Central Washington@ W 5-1	2/21 at Western Oregon L 2-3	3/6 at Western Oregon L 2-5
3/2 Seattle@ L 2-3	2/21 at Western Oregon L 0-3	3/6 at Western Oregon W 5-2
3/6 at Western Washington L 0-6	2/22 at Western Oregon W 6-5	3/7 at Western Oregon L 6-10
3/6 at Western Washington L 1-2	2/22 at Western Oregon W 10-8	3/7 at Western Oregon L 0-3
3/7 at Western Washington W 4-3	2/28 at Saint Martin's W 13-1	3/12 Northwest Nazarene W 5-1
3/7 at Western Washington L 4-5	2/28 at Saint Martin's W 7-0	3/12 Northwest Nazarene W 9-4
3/8 at Seattle L 2-10	3/1 at Saint Martin's W 14-0	3/13 Northwest Nazarene W 8-0
3/8 at Seattle L 0-5	3/1 at Saint Martin's W 4-3	3/20 at Central Washington L 0-8
3/9 at Seattle L 1-5	3/6 at Western Washington L 2-6	3/20 at Central Washington L 1-5
3/12 Univ. of Mary L 3-4	3/6 at Western Washington W 6-0	3/21 at Central Washington L 0-9
3/12 Univ. of Mary L 3-4	3/7 at Western Washington W 3-0	3/21 at Central Washington W 6-2
3/14 Saint Martin's W 9-6	3/7 at Western Washington W 8-0	3/26 vs. CSU East Bay# W (9) 6-5
3/14 Saint Martin's W 8-5	3/13 NW Nazarene W (10) 11-10	3/26 vs. ND de Namur# L 1-5
3/15 Western Oregon W 2-1	3/13 Northwest Nazarene W 10-8	3/27 vs. Sonoma State# L 2-3
3/15 Western Oregon W 6-4	3/14 Northwest Nazarene W 8-0	3/27 vs. UC-San Diego# L 0-13
3/19 Minot State# W 9-1	3/14 Northwest Nazarene W 11-2	3/27 vs. CSU Monterey Bay#L 3-8
3/19 Great Falls# W 9-0	3/18 Univ. of Mary W 8-2	3/28 vs. Humboldt State# L 6-7
4/2 at Univ. of Mary L 6-7	3/18 Univ. of Mary W 8-2	4/2 Saint Martin's W 8-4
4/2 at Univ. of Mary W 4-2	3/21 at C. Washington L (11) 2-3	4/2 Saint Martin's W 13-4
4/6 at Great Falls W 9-0	3/21 at Central Washington W 9-6	4/3 Saint Martin's L 3-7
4/6 at Great Falls W 11-3	3/22 at Central Washington W 3-1	4/3 Saint Martin's L 1-4
4/10 at Central Washington W 11-1	3/22 at Central Washington L 2-3	4/10 Western Oregon W 3-2
4/10 at Central Washington W 4-3	3/28 Saint Martin's W 6-5	4/10 Western Oregon L 5-7
4/11 at Northwest Nazarene L 6-7	3/28 Saint Martin's W 1-0	4/11 Western Oregon L 0-9
4/11 at Northwest Nazarene W 9-5	4/10 Western Oregon W 2-1	4/11 Western Oregon L 0-4
4/12 at Northwest Nazarene W 10-2	4/10 Western Oregon W 4-2	4/16 at Northwest Nazarene L 1-6
4/12 at Northwest Nazarene W 12-3	4/11 Western Oregon W 5-2	4/16 at Northwest Nazarene L 3-6
4/18 at Western Oregon L 2-7	4/11 Western Oregon L 2-7	4/17 at Northwest Nazarene W 4-3
4/18 at Western Oregon L 1-6	4/18 Western Washington W 3-0	4/17 at Northwest Nazarene W 8-5
4/20 at Saint Martin's W 11-0	4/18 Western Washington W 5-1	4/24 at Saint Martin's W 8-7
4/20 at Saint Martin's W (8) 4-0	4/19 Western Washington W 10-2	4/24 at Saint Martin's W 8-4
4/25 Seattle L 5-13	4/19 Western Washington W 10-8	4/25 at Saint Martin's L 0-4
4/25 Seattle W 10-2	4/23 at Saint Martin's L 0-8	4/25 at Saint Martin's W 12-8
4/26 Western Washington W 9-7	4/23 at Saint Martin's W 8-2	5/1 Central Washington L 10-12
4/26 Western Washington W 5-2	4/24 at Northwest Nazarene W 7-0	5/1 Central Washington L 5-6
4/27 Western Washington W 5-1	4/24 at Northwest Nazarene W 10-8	5/2 Central Washington L 8-14
4/27 Western Washington L 2-3	4/25 at Northwest Nazarene W 4-1	5/2 Central Washington L 3-13
5/3 Central Washington W 6-0	4/25 at Northwest Nazarene W 8-5	5/7 Western Washington L 5-10
5/3 Central Washington W 5-2	5/1 Central Washington W 5-3	5/7 Western Washington W 7-5
! Leadoff Classic - Phoenix, Ariz.	5/1 Central Washington L 4-5	5/8 Western Washington L 2-5
@ CWU Tourney - Richland, Wash.	5/2 Central Washington L 0-7	5/8 Western Washington W 2-1
# MSUB Triangular Invite	5/2 Central Washington L 1-4	!-MSUB Desert Stinger - Las Vegas, Nev.

### NCAA WEST REGION - Arcata, CA

5/8 Cal State Stanislaus L 0-5
5/9 Humboldt State L 2-3
\$ Best of the West - Turlock, Calif.
! Leadoff Classic - Phoenix, Ariz.

### 2010

#### 19-21, 22-29

2/12 vs. Academy of Art! W 4-0
2/12 vs. Grand Canyon! L 2-5
2/13 vs. Chadron State! W 9-4
2/13 vs. Hawaii Hilo! L 3-8
2/14 vs. Dixie State! L 4-7
2/28 at Western Washington W 6-5
2/28 at Western Washington W 2-0
3/1 at Western Washington L 3-4

### 2011

#### 28-20, 23-13

2/11 vs. Hawaii at Hilo! W 8-5
2/11 vs. Dixie State! W 9-5
2/12 vs. Augustana! L (5) 0-8
2/12 vs. Grand Canyon! L 1-7
2/13 vs. Humboldt State! L 11-14
2/26 Western Oregon W 5-4
2/26 Western Oregon W 8-7
2/27 Western Oregon L 1-2
2/27 Western Oregon L 3-7
3/5 vs. Central Washington W 4-3
3/5 vs. Central Washington L 3-4
3/6 vs. Central Washington L (5) 0-8

### 2009

#### 30-10, 39-17

#### GNAC CHAMPIONS

#### NCAA WEST REGION QUALIFIER

2/7 Davis & Elkins\$ W 11-0
2/7 Dominguez Hills\$ W 3-2
2/8 C. Washington\$ L (9) 3-4
2/8 Sonoma State W 2-1
2/8 San Francisco State L 0-6
2/11 at Dominguez Hills W 2-0
2/11 at Dominguez Hills W 3-2
2/13 Dixie State! L 3-4
2/13 Western New Mexico! W 11-2
2/14 Eastern New Mexico! L 5-6
2/14 N. Mexico Highlands! W 7-3

## Year-By-Year Results

3/6 vs. Central Washington L	6-9	3/10 Saint Martin's W	7-4	3/21 Central Washington L (6)	2-11
3/11 at Northwest Nazarene L	1-4	3/10 Saint Martin's W	3-1	3/21 Central Washington W (5)	13-5
3/11 at Northwest Nazarene L	4-8	3/16 Northwest Nazarene W (5)	11-0	3/23 Northwest Nazarene W (5)	13-2
3/12 at Northwest Nazarene L	7-9	3/16 Northwest Nazarene W (5)	12-4	3/23 Northwest Nazarene W (5)	18-0
3/12 at Northwest Nazarene W	11-5	3/17 Northwest Nazarene W	6-4	3/30 Western Oregon W	7-6
3/19 Simon Fraser W	8-6	3/17 Northwest Nazarene W	11-7	3/30 Western Oregon L	5-8
3/19 Simon Fraser W (5)	10-1	3/24 Western Oregon W	11-5	4/2 at CSU, Monterey Bay L	1-5
3/20 Simon Fraser W (6)	13-5	3/24 Western Oregon W	13-10	4/2 at CSU, Monterey Bay L	1-6
3/20 Simon Fraser L (8)	6-7	3/25 Western Oregon W	7-1	4/3 at CSU, Stanislaus L	1-3
3/26 Saint Martin's L	5-6	3/25 Western Oregon W	12-5	4/3 at CSU, Stanislaus L	1-3
3/26 Saint Martin's W	11-6	3/30 vs. Chaminade# L	0-2	4/5 vs. CSU, Monterey Bay # L	1-6
3/27 Saint Martin's W (5)	10-1	3/30 vs. CSU, San Bernardino#W	3-1	4/5 vs. Academy of Art # L	1-5
3/27 Saint Martin's W	10-7	3/31 vs. CSU, Chico# W	5-1	4/6 vs. Humboldt State # L	4-5
4/1 vs. UC-San Diego# W	5-3	3/31 vs. CSU, Stanislaus# L	0-1	4/6 vs. CSU, San Bernadino # L	1-5
4/1 vs. CSU, Monterey Bay# L	2-3	3/31 vs. Dominican# W (5)	9-1	4/6 vs. CSU, Chico # W	2-1
4/2 vs. CSU, San Bernardino# L	3-5	4/1 vs. San Francisco State# W	5-3	4/7 vs. Notre Dame de Namur # L	2-5
4/2 vs. CSU, Stanislaus# W	2-1	4/1 vs. Chaminade# L	1-2	4/13 Saint Martin's L	15-18
4/2 vs. CSU, Chico# L	0-6	4/6 Central Washington W (6)	9-1	4/13 Saint Martin's L (5)	3-12
4/3 vs. San Francisco State# W	9-3	4/7 Central Washington W	7-5	4/20 at Central Washington W	4-0
4/3 vs. UC-San Diego# L (8)	3-4	4/7 Central Washington W	7-2	4/20 at Central Washington L (5)	0-8
4/10 Western Washington L	2-7	4/7 Central Washington L (5)	1-16	4/27 Simon Fraser L (6)	2-11
4/10 Western Washington W	7-5	4/12 Western Washington L	5-9	4/27 Simon Fraser W	7-5
4/10 Western Washington W	6-4	4/12 Western Washington W	7-4	4/28 Western Washinton W	8-4
4/13 at Saint Martin's W	7-1	4/14 at Northwest Nazarene W	9-4	4/28 Western Washington L	9-13
4/13 at Saint Martin's W	4-0	4/14 at Northwest Nazarene W (6)	9-0		
4/14 at Western Washington L	4-9	4/20 at Western Oregon W	5-4		
4/14 at Western Washington L	2-3	4/20 at Western Oregon L	4-5		
4/15 at Western Washington W	5-4	4/28 at Central Washington L	11-12		
4/16 at Simon Fraser W	6-3	4/28 at Central Washington L	1-5		
4/16 at Simon Fraser W	3-2	4/26 Saint Martin's L	3-5		
4/23 Western Oregon W	6-3	4/26 Saint Martin's L	8-11		
4/23 Western Oregon W	8-4	4/28 Simon Fraser L	11-19		
4/28 Central Washington W	3-1	4/28 Simon Fraser W	8-3		
4/28 Central Washington W (8)	9-8				
4/17 Northwest Nazarene W	10-5	<b>NCAA WEST REGION - Seaside, CA</b>			
4/17 Northwest Nazarene W (5)	8-0	5/4 vs. CSU, Monterey Bay L (6)	4-12		
		5/5 vs. UC-San Diego L	0-4		

! - Desert Stinger - Las Vegas, Nev.

# - Tourn. of Champions - Turlock, Calif.

! - Desert Stinger - Las Vegas, Nev.

# - Tourn. of Champions - Turlock, Calif.

### 2012

32-18, 25-11

#### GNAC CHAMPIONS

#### NCAA WEST REGION QUALIFIER

2/10 vs. Metro State! W (6)	11-3
2/10 vs. Grand Canyon! W	11-10
2/11 vs. CSU, San Bernardino! L	3-4
2/11 vs. Chadron State! W	12-4
2/12 vs. Dixie State! L	3-6
3/3 at Simon Fraser W (8)	5-4
3/3 at Simon Fraser L	2-3
3/4 at Simon Fraser W	6-2
3/4 at Simon Fraser W	18-6
3/6 at Western Washington W	6-3
3/6 at Western Washington L	2-3
3/7 at Western Washington W (5)	15-1
3/7 at Western Washington W	11-3
3/9 at Saint Martin's L	1-2
3/9 at Saint Martin's W	5-3

### 2013

12-29, 10-14

2/6 at Dixie State L	3-5
2/6 at Dixie State L (5)	0-8
2/8 vs. Cal Baptist ! L	4-16
2/8 vs. Colorado Mines ! L	2-6
2/9 vs. Metro State ! L	10-17
2/9 vs. Humboldt State ! W	13-5
2/10 vs. Dominguez Hills ! L	1-8
3/2 at Northwest Nazarene W (6)	8-0
3/2 at Northwest Nazarene W	4-0
3/5 at Simon Fraser L	1-7
3/5 at Simon Fraser L (6)	2-11
3/6 at Western Washington W	5-3
3/6 at Western Washington W	0-7
3/8 at Western Oregon L	0-6
3/8 at Western Oregon L	0-1
3/9 at Saint Martin's L	0-8
3/9 at Saint Martin's L	1-2

! - Desert Stinger - Las Vegas, Nev.

# - Tourn. of Champions - Turlock, Calif.

### 2014

20-20, 10-13

2/4 at #24 Dixie State W	3-2
2/4 at #24 Dixie State L	7-11
2/5 vs. Hawaii Hilo W	7-6
2/5 vs. Hawaii Hilo W	7-6
2/7 vs. Azusa Pacific ! W	6-4
2/7 vs. #4 Humboldt ! L	3-4
2/8 vs. #22 Augustana ! L	0-2
2/8 vs. Black Hills State ! W	11-8
2/9 vs. CS Dominguez Hills!L(6)	0-8
3/7 at Western Oregon L	5-9
3/7 at Western Oregon L	2-5
3/8 at Western Oregon L	2-8
3/8 at Western Oregon L	1-8
3/15 at Central Washington W(8)	6-4
3/15 at Central Washington L	1-2
3/16 at Central Washington W	5-2
3/16 at Central Washington L	7-10
3/22 Western Washington W	10-5
3/22 Western Washington W	5-4
3/23 Western Washington L(5)	2-12
3/23 Western Washington L	5-13
3/29 Saint Martin's L	2-3
3/29 Saint Martin's L	2-10
4/4 vs. Chico State # L	7-8
4/4 vs. #8 Humboldt # L(10)	3-5
4/4 vs. Cal State Stanislaus#W	5-3
4/5 vs. Cal State East Bay # W	3-2
4/5 vs. CS Dominguez Hills # W	5-4
4/6 vs. #20 UC San Diego #L	0-1

## Year-By-Year Results

4/11	Northwest Nazarene	L	4-6
4/11	Northwest Nazarene	W(5)	8-0
4/12	Northwest Nazarene	W	7-1
4/12	Northwest Nazarene	W	6-4
4/18	vs. Saint Martin's	L(5)	1-19
4/18	vs. Saint Martin's	L	3-4
4/19	vs. Simon Fraser	W(8)	14-7
4/20	vs. Simon Fraser	W	10-8
4/20	vs. Simon Fraser	W	11-6
4/25	vs. Great Falls	W(9)	9-8
4/25	vs. Great Falls	W	5-0

! - Desert Stinger - Las Vegas, Nev.  
 # - Tourn. of Champions - Turlock, Calif.



# MONTANA STATE BILLINGS SOFTBALL HONORS - updated May 2014

## NCAA DII All-American

2005 Theresa Campbell 3rd

## NFCA NCAA Division II

### Player of the Week

3/28/12 Meg Harasymczuk

## NCAA DII All-West Region

2012 Meg Harasymczuk 2nd

Rose Harrington 2nd

2011 Kelly Parsons 1st

Bobbie Lee 2nd

2009 Steph Gosselin 1st

Kasie Conder 2nd

2005 Theresa Campbell 1st

Rachel Quarnburg 1st

Joey Ehnes 2nd

Cami Rainey 2nd

2004 Joey Ehnes 2nd

Layne Pavey 2nd

## NCAA DII West Region

### All-Tournament

2005 Joey Ehnes

Christy Wankel

## NCAA DII

### "Toughest to Strike-Out"

2013 Aubrey Conceicao 1st

## CoSIDA Academic All-District

2005 Layne Pavey 2nd

2003 Theresa Campbell 3rd

## GNAC Coach of the Year

### (Great Northwest Athletic Conference)

2009 Anthony Stone

## GNAC Freshman of the Year

2009 Kasie Conder

2008 Kelly Parsons

## GNAC Newcomer of the Year

2011 Meg Harasymczuk

2009 Whitney Whittlemore

## All-GNAC

2014 Brittney Sanders 1st

Amanda Todd 2nd

Aubrey Conceicao 2nd

Emily Osborn HM

Taylor Hoke HM

2013 Brittney Sanders 1st

Aubrey Conceicao 2nd

Rose Harrington 2nd

Nicole Wilkerson 2nd

Emily Osborn 2nd

Taylor Hoke HM

Jessyka MacDonald HM

2012 Meg Harasymczuk 1st

Rose Harrington 1st

Nicole Wilkerson 1st

Bobbie Lee 2nd

Jessyka MacDonald 2nd

Emily Osborn 2nd

Annaleisha Parsley 2nd

Amanda Todd 2nd

Mary Grace Bywater HM

Taylor Hoke HM

2011 Meg Harasymczuk 1st

Bobbie Lee 1st

Kelly Parsons 1st

Nicole Colpron 2nd

Kaycee Hoffman 2nd

Amanda Todd 2nd

2010 Kaycee Hoffman 1st

Stevie Howard 1st

Kelly Parsons 1st

Lindsey Trenary HM

2009 Kasie Conder 1st

Leslie Davis 1st

Steph Gosselin 1st

Kelly Parsons 1st

Terina Stacks 1st

Lisa Moore 2nd

Whitney Whittlemore HM

2008 Leslie Davis 1st

Jessica Frank 1st

Jenna Haacke 2nd

Lisa Moore 2nd

Kelly Parsons 2nd

Terina Stacks 2nd

Steph Gosselin HM

## All-GNAC Academic

2014 Katie Schermele

Breanna Wilson

Mary Grace Bywater

Emily Osborn

Cori Gammon

Aubrey Conceicao

Brittney Sanders

Jessica Campbell

2013 Mary Grace Bywater

Aubrey Conceicao

Rose Harrington

Emily Osborn

Nicole Wilkerson

2012 Kasie Conder

Becca Frank

2011 Kasie Conder

Becca Frank

Angela Lingle

Kelly Parsons

Madison Smith

2010 Kasie Conder

Stevie Howard

Kelly Parsons

2009 Leslie Davis

Steph Gosselin

Kelly Parsons

Terina Stacks

Bekah Tsatsa

2008 Jenna Haacke

Steph Gosselin

Mandy Schaapveld

Terina Stacks

Lindsey Trenary

Rebekah Tsatsa

## All-Heartland Conference

2007 Leslie Davis 1st

Jessica Frank 1st

Jenna McCartney 1st

Terina Stacks 1st

Jenna Haacke 2nd

Loel Palmer 2nd

2006 Rachel Quarnburg 1st

Jenna Haacke 2nd

Steph Gosselin 2nd

Christy Wankel 2nd

## All-Heartland Academic

2006 Leslie Davis

Cari Dunlap

Jessica Frank

Steph Gosselin

Jenna Haacke

Anna Henderson

Aysha Maddox

Jenna McCartney

Megan Moeller

Ashley Powell

Stephanie Rhinehart

Randi Sandifer

Terina Stacks

Rebekah Tsatsa

Christy Wankel

## All-Heartland Conference Tournament

2007 Jessica Frank

Jenna Haacke

Terina Stacks

## Pac West Pitcher of the Year

2005 Joey Ehnes

## Awards & Honors

### **All-Pac West**

2005	Theresa Campbell	1st
	Joey Ehnes	1st
	Rachel Quarnburg	1st
	Cami Rainey	1st
	Christy Wankel	2nd
	Sara Hanley	HM
	Layne Pavey	HM
2004	Joey Ehnes	1st
	Sara Hanley	1st
	Layne Pavey	2nd
	Cami Rainey	2nd
	Christy Wankel	2nd
	Theresa Campbell	HM
	Stephanie Cochrun	HM
2003	Theresa Campbell	2nd
	Stephanie Cochrun	2nd
	Joey Ehnes	2nd
	Terilee Ehnes	2nd
	Layne Pavey	2nd
	Megan McCrae	HM
2002	Joey Ehnes	2nd
2001	J.J. Hogart	HM

### **Pac West All-Academic**

2005	Theresa Campbell
	Stephanie Cochrun
	Anna Henderson
	Aysha Maddox
	Megan McCrae
	Layne Pavey
	Christy Wankel
2004	Theresa Campbell
	Stephanie Cochrun
	Anna Henderson
	Megan McCrae
	Layne Pavey
	Christy Wankel
2003	Theresa Campbell
	Stephanie Cochrun
	Meghan O'Donnell
	Layne Pavey
2002	Kamee Love
	Meghan O'Donnell



*Senior Aubrey Conceicao*



*Freshman Amanda Barham*

## MSUB Hall of Fame

Name (Class)	Sport/Affiliation	Ind. Year	Name (Class)	Sport/Affiliation	Ind. Year
Dr. Megan (Plank) Holden	Women's Soccer	2014	Sherry (McQuinn) Breidenbach	Women's Basketball	1999
Dr. Jim Elliot	Service & Distinction	2014	Don Blankenship	Cross Country/ Track	1999
Heidi Lehman	Women's Tennis	2014	Blase Dilolo	Football	1999
Pryor Orser	Coach (MBB)	2014	Pat Douglas	Coach	1999
Jeff Andresen	Gymnastics	2013	Larry Noonan	Football	1999
Theresa Campbell	Softball	2013	Allen Rohrbach	Gymnastics	1999
Alicia Cazemier	Volleyball	2013	Terri (Wiederrick) Hein	Women's Basketball	1998
Markus Hallgrimson	Men's Basketball	2013	Pete Conway	Men's Basketball	1998
Ally Stroup	Women's Soccer	2013	James Dow	Football	1998
Michelle (Lieber) Rodgers	Women's Basketball	2012	Elwood "Woody" Hahn	Service & Distinction	1998
Jeff Aumend	Coach (Softball)	2012	Ron Osborne	Men's Basketball	1998
Gary Monahan	Football	2012	James Polich	Coach (Baseball)	1998
Cameron Munoz	Men's Basketball	2012	Shelly (Altrogge) Emerson	Women's Basketball	1997
Joey (Ehnes) Egan	Softball	2011	Lynn Ahrens	Football	1997
Robyn (Milne) Blindwoman	Women's Basketball	2011	Freeman Blade	Men's Basketball	1997
Mike Mullowney	Football	2011	Jim Downs	Cross Country/ Track	1997
Dennis Whitmore	Service & Distinction	2011	Delmar Fried	Coach	1997
Margot (Merrill) Johnson	Women's Soccer	2010	Jeffrey L. Griffeth	Gymnastics	1997
Natalie Visger	Women's Basketball	2010	Bill Hill	Football	1997
Dominic Washington	Men's Basketball	2010	Russ Powers	Men's Basketball	1997
Henry "Charley" Williams	Football	2010	Laura Sundheim	Coach	1997
Greg Anderson	Gymnastics	2009	Randal J. Ecker	Football	1996
Mike Conroy	Coach (MBB)	2009	Gene Espeland	Coach	1996
Gina Langer	Volleyball	2009	Patti Jo Eubank	Women's Basketball	1996
Roy McPipe	Men's Basketball	2009	Dr. Richard Gruber	Service & Distinction	1996
1998-99 Women's Basketball Team		2009	Stephanie Hannah	Volleyball	1996
Abby (Farmer) Wright	Women's Soccer	2008	Darrell W. Hill	Men's Basketball	1996
Codi (Schmitz) Austreim	Women's Basketball	2008	Kas Ione	Men's Basketball	1996
Bart Bauer	Men's Basketball	2008	Douglas Linehan	Football	1996
John Kramer	Gymnastics	2008	Dr. Harold "Shorty" Alterowitz	Coach (MBB)	1995
Jamie Stevens	Men's Basketball	2008	Thomas Downey	Service & Distinction	1995
Titus Warmesley	Men's Basketball	2008	Ernie Fortney	Men's Basketball	1995
Jeff Andrade	Men's Basketball	2007	Evonne Goroski-Bird	Women's Basketball	1995
Hal Halvorson	Gymnastics	2007	James N. Noennig	Men's Basketball	1995
Kamee Love	Softball	2007	Theresa O'Donnell-Ulrich	Women's Basketball	1995
1986-87 Men's Basketball Team		2007	Jay Shaw	Coach (Gymnastics)	1995
Alicia (Cahill) Hutzenbiler	Women's Basketball	2006	John Patrick Smith	Coach (Football)	1995
Iona (Fortier) Stookey	Volleyball	2006	John Strange	Baseball	1995
Ted Anderson	Coach (WBB)	2006	William "Wondo" Wondolowski	Football	1995
Mark Hamilton	Men's Basketball	2006	Kelli (Kenyon) Stone	Women's Basketball	1994
Ray C. Shaffer	Men's Basketball	2006	William "Billy" Foster	Men's Basketball	1994
Lori (Fries) Henrickson	Women's Basketball	2005	Reid Hagen	Service & Distinction	1994
Amy (Winslow) Pfeifle	Women's Basketball	2005	Larry Hanft	Football	1994
Robert Anderson	Gymnastics	2005	William "Bill" Hilton	Football	1994
Robert Barber	Men's Volleyball	2005	Robert E. Lee	Coach	1994
Fred Harrison	Men's Basketball	2005	Harvey Munford	Men's Basketball	1994
Frank McCarthy	Coach (WBB)	2005	John Polich	Coach	1994
Michelle (Taylor) Lipp	Cross Country	2004	Deb Prevost	Women's Basketball	1994
Dr. Rick Billstein	Baseball	2004	Joe Rinella	Men's Basketball	1994
Cal Crawley	Gymnastics	2004	Jim Soft	Men's Basketball	1994
Megan Dickerson	Women's Basketball	2004	Oscar Wirtala	Men's Basketball	1994
Dr. Ronald Sexton	Baseball	2004	Darcy Conway	Women's Basketball	1993
Heather (Reiter) Elkin	Women's Basketball	2003	Dennis Maggert	Football/Baseball	1993
Wayne Beddow	Baseball	2003	James C. Michel	Football/Baseball	1993
Bob Deming	Baseball	2003	Gordon Real Bird	Coach	1993
David S. Harness	Gymnastics	2003	Vic Uffelman	Wrestling	1993
Rishay Vollertsen	Men's Volleyball	2003	Nels Christiansen	Coach	1992
Deb (Dianda) Bradburn	Women's Basketball	2002	Larry Jordan	Football/Rodeo	1992
Brandy (Hamblin) Hansen	Women's Basketball	2002	Ron Kowalski	Coach	1992
Curt Brott	Men's Basketball	2002	John Navasio	Football	1992
Dave Klarich	Tennis	2002	Paul Carpenter	Track & Field	1991
Brent Montague	Men's Basketball	2002	Paul Champlin	Football	1991
Bob Uffelman	Wrestling	2002	Kelly Crisp	Gymnastics	1991
Tera (Silvius) Morton	Women's Basketball	2001	Harry L. "Mike" Harkins	Coach (MBB)	1991
Gary Gray	Men's Volleyball	2001	Alice Ritzman	Women's Basketball	1991
Jim Haugen	Service & Distinction	2001	Al Walker	Men's Basketball	1991
Dan Korber	Football	2001	Oscar Bjorgum Sr.	Coach (MBB)	1990
Leo Lapito	Gymnastics	2001	Gene Brosovich	Football	1990
Harold Miller	Men's Basketball	2001	Ronald E. Ewing	Football	1990
Colleen (Day) Wiechman	Women's Basketball	2000	Richard M. Harkins	Football	1990
Dave Blair	Men's Volleyball	2000	Les Heins	Men's Basketball	1990
Don James	Service & Distinction	2000	Loren L. Soft	Football	1990
Tom Osborne	Men's Basketball	2000	Bart Templeman	Football	1990
Greg Schamens	Gymnastics	2000			

# Avitus Group Stadium



Newly named Avitus Group Stadium following the 2014 season, the Yellowjackets' softball field sits on the main campus of MSU Billings and has been the home of the Yellowjacket softball team since 2002. The field is also used for intramural softball. Bjorgum Field is situated just north of the PE Building, which houses Alterowitz Gym and the locker room facilities. The installation of bullpens is currently underway, and is expected to be completed prior to the beginning of the 2015 season. Bjorgum Field underwent a small renovation during the summer of 2010, replacing the drainage system and the entire infield. The dirt used in the renovation came from the same spot that is used for the infield dirt at Coors Field, home of MLB's Colorado Rockies.




# MSUB Athletic Department Administration



**Krista Montague**  
*Director of  
 Intercollegiate  
 Athletics/ SWA  
 12th year, 2nd as AD*




**Denise Wynia**  
*Administrative  
 Assistant  
 12th year*



**Brent Montague**  
*Director of  
 Development  
 8th year*



**Michael Bazemore**  
*Director of  
 Compliance/  
 Internal Operations  
 2nd year*



**Dr. Scott Harris**  
*Faculty Athletic  
 Representative*



**Evan O'Kelly**  
*Director of  
 Communications  
 1st year*



**Birgitta Gray**  
*Assistant  
 Director of  
 Communications  
 2nd year*



**James Catlin**  
*Operations  
 Coordinator  
 2nd year*



**Bekah Gasner**  
*NCAA Compliance  
 Coordinator  
 2nd year*



**Gina Herbert**  
*Accountant  
 7th year*



**Tom Ebel**  
*Head Athletic  
 Trainer  
 3rd year*




**Lindsay Sullivan**  
*Assistant  
 Athletic Trainer  
 3rd year*



**Elizabeth Davis**  
*Grad. Assistant  
 Athletic Trainer  
 2nd year*



**Dr. James Elliot**  
*Team Doctor/  
 Orthopedic Surgeon*



**Nich Pertuit**  
*Head Strength &  
 Conditioning Coach  
 1st year*

# MSUB Athletic Department Coaches



**Lisa Allen**  
Head Softball  
4th year



**Lisa Axel**  
Head Volleyball  
3rd year



**Alex Balog**  
Head M. Soccer  
2nd year



**Chelsea Banis**  
G.A. WBB  
1st Year



**Rob Bishop**  
Head Baseball  
5th year



**Stephen Cavallo**  
Asst. W. Soccer  
1st year



**Thomas Chameraud**  
G.A. M. Soccer  
2nd year



**Nick Collins**  
Asst. Track/  
Field  
4th year



**Dave Coppock**  
Head Track/XC  
26th year




**Marcus Drange**  
Asst. Golf  
1st year



**Kavindu Gamage**  
Asst. Tennis  
1st year



**Bekah Gasner**  
Asst. Softball  
4th year



**Jessica Hart**  
Head Cheer  
2nd year



**Jenny Heringer**  
Asst. WBB  
2nd year



**Rhett Hightower**  
Asst. Golf  
2nd year



**Trent Hooper**  
Asst. XC  
5th year



**Becky King**  
Head Tennis  
1st year



**Wojtek Krakowiak**  
Head W. Soccer  
5th year



**Parker Kruckenberg**  
Asst. Baseball  
1st year



**Conner Moe**  
Asst. M. Soccer  
2nd year



**Mandy Morales**  
Asst. WBB  
1st year



**Tyler Moriarty**  
Asst. M. Soccer  
2nd year



**Darren Nye**  
G.A.  
M. Basketball  
2nd year



**Shawn O'Brien**  
Head Golf  
6th year



**Austin Rue**  
Asst. Baseball  
2nd year



**Brad Schmit**  
Asst.  
M. Basketball  
2nd year



**Jamie Stevens**  
Head  
M. Basketball  
4th year



**Kevin Woodin**  
Head  
W. Basketball  
11th year

# DII

## FACTS AND FIGURES

### Life in the Balance

Higher education has lasting importance on an individual's future success. For this reason, the emphasis on the student-athlete experience in Division II is a comprehensive program of learning and development in a personal setting. The Division II approach provides growth opportunities through academic achievement, learning in high-level athletics competition and development of positive societal attitudes in service to community. The balance and integration of these different areas of learning opportunity provide Division II student-athletes a path to graduation, while cultivating a variety of skills and knowledge for life ahead.

**292**

Active members

**9**

Schools in provisional year

**8**

Schools in candidacy year two

**5**

Schools in candidacy year one

**50/50**

Percentage of public vs. private  
(active members only)

Undergraduate enrollment:

**546,255**

Men—(44 percent)

**708,108**

Women—(56 percent)

Number of student-athletes:

**64,109**

Men—(59 percent)

**44,961**

Women—(41 percent)

Sports sponsorship average:

**6.9**

**7.9**

Men's

Women's

Number of DII championships:

**12**

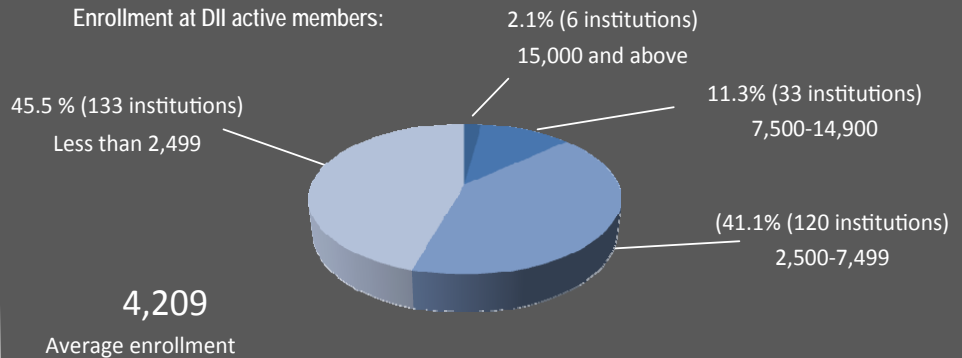
**13**

Men

Women

(7,932 participants) (7,981 participants)

Enrollment at DII active members:



Average number of student-athletes:

**421**

(265 men; 156 women)

Schools with football

**264**

(136 men ; 128 women)

Schools without football

Median Total Expenses by Quartile

	With Football	Without Football
1st Quartile of Schools	\$8,024,000	\$6,814,000
2nd Quartile of Schools	\$5,976,000	\$4,466,000
3rd Quartile of Schools	\$4,766,000	\$3,478,000
4th Quartile of Schools	\$3,196,000	\$2,432,000
Overall Median	\$5,260,000	\$4,014,000

Average Division II Federal Graduation Rates vs.  
Academic Success Rates  
(2003-06 Entering Cohorts)

Student Body	Student-Athlete	
Federal Rate	Federal Rate	ASR
48%	54%	71%

**We know that we are role models.**

**We respect our teammates, our opponents,  
our game and those who support it.**


**We strive to create a family-friendly  
environment during our contests.**

**We seek a partnership with our community.**



**As Division II student-athletes, we commit  
to sportsmanship and ethical conduct  
by demonstrating fair play, responsibility  
and respect.**

**We invite you to support our effort.**



A message from the Division II Student-Athlete Advisory Committee  
NCAA is a trademark of the National Collegiate Athletic Association.