



YELLOWJACKETS



2015 MSUB Baseball
Media Guide
@MSUBBaseball
#MSUBBaseball

Montana State University Billings
Baseball
2015 Quick Facts

University Information

Location: Billings, MT
Address: 1500 University Drive 59101
Established: 1927
Enrollment: 4,781
Chancellor: Dr. Mark Nook
University Website: www.msubitings.edu

Yellowjacket Athletics Information

Affiliation: NCAA Division II
Conference: Great Northwest Athletic Conference
Colors: Navy, Gold
Nickname: Yellowjackets
Faculty Athletic Representative: Dr. Scott Harris
Athletic Director/SWA: Krista Montague
Sports Information Director: Evan O'Kelly
Phone: 406-657-2130
Email: evan.okelly@msubitings.edu
Athletics Website: www.msubitsports.com
MSUB Sports on Twitter: @MSUBSports
MSUB Sports on Facebook: MSUB Sports
MSUB Sports on Instagram: MSUB Sports
MSUB Sports on YouTube: MSUB Sports

MSUB Baseball Staff

Head Coach: Rob Bishop, 5th season
Overall Record: 77-110-1
Phone: 406-657-2394
Email: robert.bishop3@msubitings.edu
Assistant Coach: Parker Kruckenberg
Phone: 406-896-5913
Email: parker.kruckenberg@msubitings.edu
Assistant Coach: Austin Rue
Graduate Assistant: Jason Oatman
Athletic Trainer: Tom Ebel
Phone: 406-657-2375
Email: tebel@msubitings.edu

MSUB Baseball History

First Year of baseball: 2006
All-time record: 162-272-1 (.377)
NCAA appearances: None

MSUB Baseball Team Information

2014 Record: 16-30 (7-11 GNAC, T-4th)
Home Field: Dehler Park

Position Players

Returning Starters/Lost: 8/2
Returners/Lost: 11/3
Newcomers: 8
Redshirts: 1

Pitchers

Returning Starters/Lost: 2/1
Returners/Lost: 12/3
Newcomers: 5
Redshirts: 1
Twitter: @MSUBBaseball
Facebook: MSUB Yellowjacket Baseball

Contents

MSUB

About MSUB.....	3
2015 Schedule	4
About MSUB Sports.....	5
Letter from AD Krista Montague.....	6

Meet the Coaching Staff

All-Time Coaching Records	7
Head Coach Rob Bishop.....	8
Assistant Coaches	9

Meet the 2015 Team

2015 Season Preview.....	11
2015 Roster.....	14
Player Profiles.....	15

2014 Review

2014 Season Review	44
2014 Overall Stats.....	45
2014 Game Results	46

Program History

Record Book.....	47
All-Time Record vs. Opponents.....	53
Year-by-Year Results.....	57
Awards & Honors	62

Yellowjacket Athletics

MSUB Hall of Fame	64
Dehler Park	65
MSUB Administration.....	66
MSUB Coaches	67
NCAA Division II Statement.....	68

About MSUB

Montana State University Billings is a comprehensive public four-year higher education institution located in Montana's largest population center, whose faculty is actively engaged in teaching, research, creative endeavors and public service. The University opened in 1927 and was initially called Eastern Montana State Normal School at Billings and was established to prepare teachers for elementary schools in Eastern Montana. MSU Billings has grown, with the city of Billings and Yellowstone County, into the major urban comprehensive higher education center of south central Montana. The University consists of five colleges on two campuses: the College of Arts and Sciences, the College of Business, the College of Education, the College of Allied Health Professions and City College, which serves the comprehensive two-year mission of the University on a campus seven miles west of the University Campus. MSU Billings offers a full complement of one- and two-year certificate programs, associate degrees, and bachelor and master degrees, as well as pre-professional academic offerings in nearly 100 academic areas; and features 23 programs that are totally available online.

Several academic programs are unique to the Montana University System. MSU Billings Extended Campus also maintains a presence in Downtown Billings through outreach education to underserved populations, GED preparation, summer programs for children and short-term training/conference space.

MSU Billings is accredited by the Northwest Commission on Colleges & Universities. The MSU Billings College of Business is accredited by the Association to Advance Collegiate Schools of Business, whose standards are used as the basis to evaluate a business school's mission, operations, faculty qualifications and contributions, programs, and other critical areas. The MSU Billings College of Education is accredited by the National Council for the Accreditation of Teacher Education for preparing elementary and secondary teachers and school counselors through the Bachelor of Science and Master of Education degrees, and the Master of Science in Special Education degree. MSU Billings is also accredited by the National Association of Schools of Music, the National Association of Schools of Art and Design, the Commission on Accreditation of Athletic Training Education, and the Council on Rehabilitation Education. City College

programs are approved by the National Institute for Automotive Excellence and the Montana Board of Nursing.



Public service is integral to the mission of the University. Its two primary public service entities are KEMC/Yellowstone Public Radio and the Montana Center for Inclusive Education, a comprehensive education, rehabilitation, and diagnostic center serving Montanans with disabilities.

2015 Montana State University Billings Baseball Schedule

Date	Opponent	Location	Time (Local)
Feb. 6	at Colorado State-Pueblo	Pueblo, CO	1 p.m.
Feb. 7	at Colorado State-Pueblo (DH)	Pueblo, CO	1 p.m.
Feb. 8	at Colorado State-Pueblo	Pueblo, CO	1 p.m.
Feb. 16	vs. Azusa Pacific (DH)	St. George, UT	1 p.m.
Feb. 17	vs. Azusa Pacific	St. George, UT	11 a.m.
Feb. 19	at Dixie State	St. George, UT	6 p.m.
Feb. 20	at Dixie State (DH)	St. George, UT	4 p.m.
Feb. 21	vs. Minot State	St. George, UT	1 p.m.
Feb. 22	vs. Minot State (DH)	St. George, UT	11 a.m.
Feb. 28	at Central Washington (DH)*	Ellensburg, WA	12 p.m.
Mar. 1	at Central Washington (DH)*	Ellensburg, WA	12 p.m.
Mar. 4	at Cal Baptist	Riverside, CA	6 p.m.
Mar. 5	at Cal Baptist	Riverside, CA	6 p.m.
Mar. 6	at Cal Baptist	Riverside, CA	6 p.m.
Mar. 7	at Cal Baptist	Riverside, CA	11 a.m.
Mar. 13	at Western Oregon (DH)*	Monmouth, OR	1 p.m.
Mar. 14	at Western Oregon (DH)*	Monmouth, OR	12 p.m.
Mar. 20	at Northwest Nazarene (DH)*	Nampa, ID	3 p.m.
Mar. 21	at Northwest Nazarene (DH)*	Nampa, ID	1 p.m.
Mar. 27	SAINT MARTIN'S (DH)*	Billings, MT	1 p.m.
Mar. 28	SAINT MARTIN'S (DH)*	Billings, MT	1 p.m.
Apr. 8	DICKINSON STATE	Billings, MT	4 p.m.
Apr. 10	CENTRAL WASHINGTON (DH)*	Billings, MT	1 p.m.
Apr. 11	CENTRAL WASHINGTON (DH)*	Billings, MT	1 p.m.
Apr. 17	WESTERN OREGON (DH)*	Billings, MT	1 p.m.
Apr. 18	WESTERN OREGON (DH)*	Billings, MT	1 p.m.
Apr. 24	NORTHWEST NAZARENE (DH)*	Billings, MT	1 p.m.
Apr. 25	NORTHWEST NAZARENE (DH)*	Billings, MT	1 p.m.
May 1	at Saint Martin's (DH)*	Lacey, WA	1 p.m.
May 2	at Saint Martin's (DH)*	Lacey, WA	12 p.m.
May 7-8	GNAC Championships	TBD	TBD

**-Great Northwest Athletic Conference game*

All home games played at Dehler Park

About MSUB Yellowjacket Athletics

Home of the Yellowjackets, the Montana State University Billings department of intercollegiate athletics supports 17 men's and women's varsity sports throughout the fall, winter and spring seasons. More than 250 student-athletes compete on MSUB's teams, and members of Yellowjacket teams posted a collective 3.21 grade point average during the 2013-14 academic year.

MSUB-sponsored varsity sports include men's and women's teams in basketball, cheer/stunt, cross-country, golf, soccer, tennis, indoor and outdoor track & field, as well as baseball, softball, and women's volleyball.

Most recently, the MSUB women's basketball team made history by winning the 2013-14 Great Northwest Athletic Conference regular season title and advancing to the NCAA Division II west regional championship game. Senior All-American Bobbi Knudsen closed her career as the GNAC all-time leader in points (1,831) and assists (532) and finished No. 2 in the MSUB record books in each of those categories.

MSUB's 2013-14 women's basketball team joined the Yellowjackets' 1998-99 squad as the only two in program history to advance to the NCAA regional title game. The latter continued on to the Elite Eight, marking the furthest-advancing MSUB team in the school's history.

Senior baseball standout Brody Miller became the first All-American in team history a season ago, after garnering GNAC Player of the Year honors and batting .392 as a junior in 2014.

In 2012, the MSUB softball team won the GNAC regular season title with a 32-18 overall record and earned hosting privileges for the 2013 conference softball tournament.

The 2012 Yellowjacket men's basketball team also earned a conference title, defeating the University of Alaska Anchorage 74-70 in the GNAC tournament championship game.

Formerly known as Eastern Montana College, MSUB athletics stem back to the 1927-28 season, the year in which the university was founded. The Yellowjackets have competed in a number of different conferences throughout the years, and prior to the 1980-81 season the athletic department transitioned from the NAIA to competing at the NCAA Division II level.

The MSUB Hall of Fame and Distinction inducted its inaugural class in 1990 and serves as a tribute towards influential figures on and off the court, in both current and retired sports.



Senior Brody Miller



MSUB Director of Athletics Krista Montague

Dear Yellowjacket family, friends, and fans,

It is my distinct honor to welcome all of you to another season of athletics here at Montana State University Billings. With the success of our teams both on the court and in the classroom during the 2013-14 academic year, I could not be more excited for the beginning of what promises to be another outstanding year.

I am especially proud of our student-athletes for attaining a collective grade point average just north of 3.0 as a department a season ago. Our students' abilities in the classroom and on the court reflect who they are as individuals and we are proud of the growth and development they continue to display.

This coming year, our department has the privilege of hosting two major championship events for the first time ever. In November, the NCAA Division II West Regional cross-country championships will be held at Amend Park in Billings, with 32 men's and women's teams from across the region participating in the races.

In March, 2015, MSUB will welcome the Great Northwest Athletic Conference men's and women's basketball championship tournaments to Alterowitz Gym, marking the first time in conference history that the tournaments have moved east of Washington.

Opportunities to host events such as these provide us in the athletics department a chance to serve as ambassadors for our university, and I personally could not be more excited to welcome these signature events to our wonderful community.

Part of our mission as a department is to strive for the continual growth, improvement, and development of our student-athletes as individuals. I am proud of the citizens that our student-athletes develop into during their time as Yellowjackets, and am once again thrilled to witness their extraordinary contributions to our teams and the Billings community again this year.

Here's to another outstanding year of MSUB athletics, and I am looking forward to seeing you on our campus throughout the 2014-15 academic year.

Sincerely,

Krista Montague

**Director of Intercollegiate Athletics
Montana State University Billings
www.msusports.com**



2nd-year AD Krista Montague

Yellowjacket Baseball

Coaching Records

Coach	Years	Overall Record/Pct.	Conf. Record/Pct.	Total Games
Chris Brown	2006	15-35/.300	13-27/.325#	50
Chris Brown	2007	24-26/.480	16-20/.444#	50
Chris Brown	2008	14-38/.269	5-25/.167*	52
Chris Brown	2009	24-28/.462	16-16/.500*	52
Chris Brown	2010	11-35/.239	8-24/.250*	46
Rob Bishop	2011	18-29/.383	9-23/.281*	47
Rob Bishop	2012	22-24/.478	13-19/.406*	46
Rob Bishop	2013	21-27-1/.439	17-14/.548*	49
Rob Bishop	2014	16-30/.348	7-11/.389*	46
Totals		165-272-1/.377	104-179/.367	438

#Heartland Conference

*Great Northwest Athletic Conference



Fifth-year head coach Rob Bishop



Head Coach Rob Bishop

5th season

Head coach Rob Bishop will begin his fifth season at MSUB during the 2014-15 academic year.

In 2014, junior second baseman Brody Miller became the first All-American in MSUB baseball history under Bishop's guidance.

Bishop has compiled a 77-110-1 record while at the helm of the Yellowjackets' baseball program including leading the 2013 squad to a 17-14 GNAC record, the best conference winning percentage since MSUB reinstated the baseball program eight years ago. The Yellowjackets' GNAC record was good enough to earn third place in the regular season standings and a berth into the inaugural GNAC Baseball Championships. Bishop's squad placed seven players on the all-conference list and had one all-West Region selection. Yellowjacket players also earned GNAC Player of the Week honors on eight separate occasions during the 2013 season.

Prior to his time at MSUB, Bishop was the head baseball coach at Miles Community College in Miles City, Mont., for 10 seasons and the athletic director for five, helping put MCC on the map both regionally and nationally. He led the team to 10 conference championships, five consecutive regional championships (2006-2010) and qualified for the NJCAA College World Series in 2007.

He won an impressive 71 percent of his games as a head coach (414-169) and earned NJCAA Region IX Coach of the Year honors four consecutive years (2007-2010). He also was the Mon-Dak Athletic Conference Coach of the Year each of his 10 years at Miles. Bishop took over the athletic director position in July of 2005.

Prior to Miles, he was the head coach at Huron University in Huron, S.D., from 1999-2000, after serving as a graduate assistant coach at South Dakota State from 1997-99.

He graduated with his bachelor's degree in history/political science with a minor in secondary teaching from Jamestown College in 1994 and earned his master's degree in sports pedagogy with a teaching emphasis from South Dakota State in 1999.

He has been married to his wife, Janelle, for 15 years and they have two children, Anna (13) and Andrew (10).





Assistant Coach Parker Kruckenberg

1st season

Parker Kruckenberg begins his first season as the assistant baseball coach during the 2014-15 academic year.

A 2011 graduate of the University of Minnesota, Kruckenberg lends experience from a variety of collegiate programs.

Most recently, Kruckenberg served as a volunteer assistant coach for North Dakota State University during the 2013-14 academic year. The Bison reached the NCAA Division I baseball championships, participating in the Corvallis (Ore.) regional tournament in 2014.

The playoff berth came following a victory in the Summit League Baseball Championships, as Kruckenberg helped NDSU defeat Western Illinois 9-0 in the championship game last May.

Prior to his time at NDSU, Kruckenberg was a volunteer assistant coach at Eastern Illinois University in 2013. He also holds experience as an assistant coach with the Thunder Bay Bordercats who participate in the Northwoods Summer League, and as an assistant coach at Augsburg College (Minn.) in 2012.

After earning a bachelor's degree in sport management from the University of Minnesota, Kruckenberg completed a master's in applied kinesiology with a sport management emphasis from UM in 2012.

Kruckenberg attended Fargo South High School in North Dakota, where he grew up.





Assistant Coach Austin Rue

1st Season

Former MSUB baseball standout Austin Rue begins his first season as an assistant coach in 2014-15.

Rue brings a wealth of playing experience as well as recent coaching experience to the Yellowjacket program. Most recently, Rue served as the assistant coach for the Casper Cutthroats, a summer league team with players from a wide variety of NCAA and

other collegiate levels.

As a player at MSUB, Rue was an all-conference third baseman as a senior in 2013, and finished his career third all-time in stolen bases (28). Rue also holds the longest hitting streak in MSUB history, recording a base hit in 27 consecutive games.

Rue completed a bachelor's degree in business management from MSUB in 2013.



Graduate Assistant Jason Oatman

2nd Season

Jason Oatman enters his second year as a graduate assistant with the Montana State Billings baseball program. He earned his bachelor's degree in university studies with an emphasis in exercise science from the University of New Mexico in 2010.

Hailing from Great Falls, Mont., Oatman played for the Great Falls Stallions in the American Legion Baseball League. After graduating from Charles M. Russell High School, he played baseball at the College of Southern Idaho for two years (2007-2008). Following his tenure at CSI, Oatman played for the University of New Mexico during the 2009 and 2010 seasons.

Oatman continued his playing career after New Mexico, competing on an independent baseball team in McAllen, Texas, during 2011.

Over the past two summers Oatman coached the pitchers for the Great Falls Chargers (American Legion).

In May 2012, Oatman married his wife Alexis.

2015 Season Preview

One game separated three teams vying for an appearance in last season's Great Northwest Athletic Conference Baseball Championships, as the Montana State University Billings squad came up just shy of advancing to the tournament for a second-consecutive season.

With the experience of eight offensive starters returning and a dozen familiar arms populating the Yellowjackets' pitching corps, MSUB will kick off its 2015 campaign with a four-game road trip against Colorado State-Pueblo.

"Our focus this season is on the fact that we return quite a few key players and we feel good about our experience factor," said MSUB head coach Rob Bishop. "The GNAC is such a tough league but I really feel like having been through it a few times gives you an advantage as a player."



2015 senior Brody Miller

Heading the cast this season is reigning All-American and GNAC Player of the Year Brody Miller, who is one of three returning starters in the Yellowjacket infield. "It will be hard to repeat the numbers Brody had last season, but we feel like he is actually a better player overall," Bishop said. "He is more mature as a player this year."

In 2014, Miller led the GNAC in hits with 67 and had the conference's second-best batting average at .392. Miller scored 37 runs and drove in 34, with 16 doubles and six home runs. In 46 starts he held an on-base percentage of .498 and a slugging percentage of .591.

Miller became the first-ever Yellowjacket to be selected as an All-American in baseball, being picked to the National Collegiate Baseball Writers Association third-team and the Daktronics honorable mention squad. The Missoula, Mont., native has been tabbed a preseason first-team all-West Region pick by the NCBWA in 2015.

Joining Miller as a preseason all-region pick is another key returnee in Kevin Toon. The junior, who was a first-team all-GNAC selection a season ago, batted .348 with 10 doubles and 28 runs batted in last year. Toon split time between second base and first base in 41 games as a sophomore, slugging .420 with an on-base percentage of .411. "Kevin ended up being an all-conference guy at first base, but he can play all over the place," Bishop said. "He is a great leader offensively, and is a great guy to have in our program."

Also expected to see time at first base this season is senior Blake Loran, whose left-handed bat figures to be a strong presence in the middle of the order. "Blake is a guy who had his last two seasons cut short with injury, but we feel he is healthy and will have a good year for us," Bishop said. "He is a guy we will look for to be consistent somewhere in the middle of the order."

Senior third baseman Colter Sternhagen is another Yellowjacket bouncing back from injury, having redshirted last year after starting all 45 games as a shortstop in 2013. "Colter is a really talented kid and we are excited to have him back," Bishop said. As a sophomore, the Helena, Mont., native posted a slugging percentage of .413 with six home runs and 35 RBIs.



2015 junior Kevin Toon

2015 Season Preview

Two more returners will split time behind the plate in 2015, with Conner Holbrook and Trevor Nix providing a sense of senior leadership in handling Bishop's pitching staff. "Both guys split time catching last year, and both will play a lot this season," Bishop said. "Nix is more offensive and Holbrook more defensive, and they both have a good, balanced presence back there."

In 2014, Holbrook batted .261 with 11 RBIs in 28 starts, committing just four errors and holding a fielding percentage of .976. Nix earned 31 starts and played in 35 games, also posting just four miscues on the season for a fielding percentage of .978.

A pair of newcomers look to fill the gap at shortstop this season, with Kyle Durbin and Corey Morris spurring competition for the key spot up the middle. "Both of those guys are very capable and had great junior college careers," Bishop said regarding the juniors. "I really like having the depth there, and with those guys and Toon able to play any of the four infield spots we are really covered."



2015 junior Luke Reinschmidt

With four key returners set to roam the outfield this season, the Yellowjackets will have experience from left to right and at the top of their batting order as well. Headlining the group is center fielder Luke Reinschmidt, who is a preseason first-team all-region pick after posting the third-best batting average in the GNAC last season at .359.

"Luke batted down in the lineup last year and we will move him towards the top this season," Bishop said of the 2014 first-team all-GNAC selection. "He had good power numbers last year, and we are expecting him to have a great season for us."

Twenty-three of Reinschmidt's 55 hits went for extra bases in 2014, and he drove in 27 runs while scoring 32. In addition to posting an on-base percentage of .381 and a slugging percentage of .569, Reinschmidt became just the third player in GNAC history to hit for the cycle, completing the feat on March 28 against Northwest Nazarene while batting ninth in the lineup. The Billings Senior High School graduate also led

the team and ranked second in the conference in stolen bases with nine.

Bret Bitow, Casey Merritt and Myles Berkram are the Yellowjackets' other top outfielders, each providing speed and a defensive boost. "Casey will be in left and start out as our leadoff guy, and Bret will be in right," Bishop said. "Those guys have tons of speed and the ability to turn a single into a double. Myles is another good player who could start at any of the three outfield spots, and there is no drop off between him and those other three guys."

As a freshman, Merritt batted .314 in 29 starts, scoring 19 runs and holding an on-base percentage of .445. Bitow started 44 games as a utility player, batting .282 with three home runs, eight doubles and five triples.

On the mound, MSUB will turn to senior Brady Muller as its ace. "We feel like Brady is well-prepared and that he is going to show up every week and take the ball as our one," Bishop said. "He is going to battle, and we always have a chance to win the game when he is pitching. Every staff needs a guy like that."

In 2014, Muller started eight games, notching 36 strikeouts against just 12 walks in 49.0 innings. A graduate of Billings West High School, Muller logged one complete game and an ERA of 5.33 as a junior and earned honorable mention all-GNAC.

2015 Season Preview



2015 senior Brady Muller

Two other key arms back are Jake Mills and Jake Campeau, as MSUB's staff is stocked with senior leadership. "Jake Mills was an all-conference reliever for us last year and Jake Campeau saw time as a starter and reliever for us," Bishop said. "We feel like those guys are both ready to go now that they have been through the league once."

Mills led the team with a stellar 2.98 ERA, striking out 26 and walking 12 in 42 1/3 innings pitched. Campeau earned five starts and made 12 appearances overall, striking out 36 and walking six in 27 1/3 innings with an 8.89 ERA.

Tanner Johnson and Drew Christina will also factor into MSUB's rotation this season.

In relief, the 'Jackets have a solid mix of returners and key newcomers who will see extended innings. Transferring from Los Angeles Mission College, junior Dylan Goldsack brings a strong left arm as a middle reliever. Lee Busto and Cody Cooper are both back from relief roles on last season's squad, and Adam Cox is a redshirt freshman who Bishop says could see time in high-leverage situations.

Beginning the season with closing duties will be Bryon Baker, who ate up 40 1/3 innings in 14 appearances including four starts with a 4.24 ERA in 2014.

"We have four or five guys that we really like in the bullpen, and a good mix of matchup and long-relief guys," Bishop said. "We also have a few young guys like Jacob Foley and Griffen Pape we expect to see some time from. Lucas Blehm is a senior veteran who can help anchor our staff whether in a starting or relieving role."

The Yellowjackets' first 29 games of the season are on the road, with the first home game at Dehler Park in Billings set for March 27 against GNAC foe Saint Martin's. After this week's trip to Pueblo, Colo., the 'Jackets will head to St. George, Utah for nine games in seven days against Azusa Pacific, Dixie State and Minot State.

"We are looking at our first 13 games as our preseason, and we really want to see every possible combination on the mound," Bishop commented. "Especially with the trip at Dixie, our depth will be tested and that's why we scheduled the way we did."

MSUB, which was picked to finish fifth in the 2015 preseason coaches' poll, kicks off GNAC play on Feb. 28 against Central Washington in a four-game set in Ellensburg, Wash. The pair of doubleheaders will start the 32-game conference slate, at the end of which the top-three teams will advance to the GNAC Championships hosted by the regular-season champion.

"Philosophically, you want to win every game, and every guy we have traveling and dressing is going to get an opportunity to play," said Bishop. "We feel good about our overall depth going into the season."

2015 Baseball Roster

No.	Name	Pos.	Ht.	B/T	Cl.	Exp.	Hometown (Previous Schools)
1	Myles Berkram	UTL	5-7	R/R	SO	1V	Billings, MT (Billings West)
2	Lee Busto	RHP	6-1	R/R	JR	2V	Littleton, CO (Heritage)
3	Bret Bitow	UTL/RHP	5-10	R/R	SR	1V	Puyallup, WA (Lower Columbia College)
4	Conner Holbrook	C	5-8	R/R	SR	1V	Walla Walla, WA (Walla Walla CC)
5	Luke Reinschmidt	OF	5-11	R/R	JR	1V	Billings, MT (Billings Senior)
6	Trevor Nix	C	5-11	R/R	SR	1V	Tigard, OR (Linn-Benton CC)
7	Brody Miller	INF	5-8	R/R	SR	3V	Missoula, MT (Sentinel)
8	Brady Muller	LHP	6-1	L/L	SR	3V	Billings, MT (Billings West)
9	Kevin Toon	INF	6-2	R/R	JR	1V	Walla Walla, WA (Walla Walla CC)
10	Colter Sternhagen	INF	6-0	R/R	JR	1V	Helena, MT (South Mountain CC)
11	Corey Morris	SS/2B	5-9	R/R	JR	TR	Richland, WA (Walla Walla CC)
12	Casey Merritt	OF	5-9	L/L	SO	1V	Twin Falls, ID (Twin Falls)
15	Griffen Pape	RHP	6-3	R?R	FR	HS	Star, ID (Eagle)
16	Kyle Durbin	INF	6-1	L/R	JR	TR	Idaho Falls, ID (Skyline)
17	Dylan Goldsack	LHP	5-7	L/L	JR	TR	Burbank, CA (Los Angeles Mission College)
18	Lucas Blehm	RHP	6-3	R/R	SR	3V	Billings, MT (Billings Central)
19	Jacob Foley	INF/OF	5-10	R/R	FR	HS	Boise, ID (Capital)
20	Drew Christina	LHP	6-2	L/L	SR	1V	Walla Walla, WA (Walla Walla CC)
21	Cody Cooper	RHP	6-4	R/R	SO	1V	Bozeman, MT (Bozeman)
22	Landon Peterson	C	5-9	L/R	FR	HS	Boise, ID (Capital)
23	Blake Loran	1B	6-0	L/R	SR	3V	Billings, MT (Jamestown College)
24	Bret Christina	1B	6-0	R/L	JR	RS	Walla Walla, WA (Walla Walla CC)
25	Tanner Johnson	RHP	6-3	R/R	JR	TR	Belgrade, MT (Salt Lake CC)
27	Jake Mills	RHP	6-2	R/R	SR	1V	Burley, ID (Miles CC)
29	Bryon Baker	RHP	6-2	R/R	SO	1V	Butte, MT (Butte)
30	Jake Campeau	RHP	6-5	R/R	SR	1V	Walla Walla, WA (Walla Walla CC)
32	Adam Cox	RHP	6-3	R/R	FR	RS	Encino, CA (Taft)
33	David Swecker	RHP	6-3	R/R	JR	SQ	Laurel, MT (Laurel)
34	Wyatt Schlosser	OF/1B	6-0	L/L	FR	HS	Saskatoon, Canada (Vauxhall)

Head Coach – Rob Bishop. **Assistant Coaches** – Parker Kruckenberg, Austin Rue, Jason Oatman.

Pronunciation Guide

Bret Bitow – BEE-toe

Lucas Blehm – BLEM

Lee Busto – BUSS-toe

Jake Campeau – CAM-poe

Blake Loran – lorr-ANN

Brady Muller – MULL-er

Griffen Pape – PAYP

Luke Reinschmidt – RYNE-schmidt

Colter Sternhagen – STERN-hay-gen



#3 - Bret Bitow

Position: Utility/Right-Handed Pitcher

Bats: Right

Throws: Right

Class: Senior

Hometown: Puyallup, Washington

Previous School: Lower Columbia Community College

Major: Public Relations



2014: Honorable mention all-conference selection...appeared in 45 games starting 44 in the infield and outfield...posted a .282 batting average, on-base percentage of .347, and a .441 slugging percentage...totaled 48 hits including 16 for extra bases...launched three home runs and had 22 RBIs...stole five bases and had seven sacrifices on the year...scored 28 runs...did not ground into a double play in nearly 200 plate appearances...had 16 multi-hit games...also logged four innings on the mound and struck out five batters without allowing an extra-base hit.

Lower Columbia Community College: In 2013 tallied a .254 batting average with a pair of home runs and 22 RBIs...scored 24 runs and totaled 11 extra base hits...drew seven walks and stole a pair of bases...played in 42 games...tossed 11 innings in relief and recorded an ERA of 1.63...earned three saves and struck out 13 batters against just six walks...posted an even 1.00 WHIP.

Puyallup High School: Earned six letters in golf and baseball for the Vikings...earned all-South Puget Sound League honors as a junior and a senior...was primarily a position player in the infield and outfield under head coach Marc Wiese.



Seniors

Individual Career History

Bret Bitow

Year	avg	gp-gs	ab	r	h	2b	3b	hr	rbi	tb	slg%	bb	hbp	so	qdp	ob%	sf	sh	sb-att	po	a	e	fld%
2013	.222	2-2	9	1	2	0	0	0	0	2	.222	0	0	3	0	.222	0	0	0-0	1	4	1	.833
2014	.282	44-44	170	28	48	8	5	3	22	75	.441	13	5	49	0	.347	2	7	5-9	82	69	18	.893
TOTAL	.279	46-46	179	29	50	8	5	3	22	77	.430	13	5	52	0	.342	2	7	5-9	83	73	19	.891

Year	era	w-l	app	qs	cq	sho	sv	ip	h	r	er	bb	so	2b	3b	hr	bf	bavq	wp	hbp	bk	sfa	sha
2014	11.25	0-1	4	0	0	0/0	0	4.0	6	7	5	3	5	0	0	0	22	.353	0	0	0	1	1
TOTAL	11.25	0-1	4	0	0	0/0	0	4.0	6	7	5	3	5	0	0	0	22	.353	0	0	0	1	1



#18 - Lucas Blehm

Position: Right-Handed Pitcher

Bats: Right

Throws: Right

Class: Senior

Hometown: Billings, Montana

Previous School: Billings Central High School

Major: Accounting

2014: Made five appearances for the Yellowjackets...tossed 4 2/3 innings all in relief...named academic all-conference.

2013: Saw limited action appearing in eight games, making one start...pitched 10.0 innings, recording a 9.00 ERA, one strikeout and a .426 opposing batting average.

2012: Made seven appearances on the mound and pitched a total of 14.2 innings...went 1-0 with a 1.84 earned run average and a .173 opposing batting average...had six strikeouts while only allowing nine hits and seven runs...received the team's Most Improved Player award.

Billings Central High School: Played legion baseball for the Billings Scarlets...earned all-conference honors in 2010...tallied a 3.50 ERA as a senior...helped lead his team to back-to-back state championships as a sophomore and junior...member of National Honor Society.



Individual Career History

Blehm, Lucas

Year	avg	gp-gs	ab	r	h	2b	3b	hr	rbi	tb	slg%	bb	hbp	so	gdp	ob%	sf	sh	sb-att	po	a	e	fld%
2012	.000	0-0	0	0	0	0	0	0	0	0	.000	0	0	0	0	.000	0	0	0-0	1	2	0	1.000
2013	.000	8-1	0	0	0	0	0	0	0	0	.000	0	0	0	0	.000	0	0	0-0	1	0	0	1.000
2014	.000	0-0	0	0	0	0	0	0	0	0	.000	0	0	0	0	.000	0	0	0-0	1	0	0	1.000
TOTAL	.000	8-1	0	0	0	0	0	0	0	0	.000	0	0	0	0	.000	0	0	0-0	3	2	0	1.000

Year	era	w-l	app	qs	cq	sho	sv	ip	h	r	er	bb	so	2b	3b	hr	bf	bavq	wp	hbp	bk	sfa	sha
2012	1.84	1-0	7	0	0	0/0	0	14.2	9	7	3	8	6	3	0	0	65	.173	0	4	0	1	0
2013	9.00	0-0	8	1	0	0/0	0	10.0	20	13	10	10	1	5	0	1	62	.426	3	4	1	1	0
2014	11.57	0-0	5	0	0	0/0	0	4.2	11	7	6	6	4	2	0	1	30	.458	0	0	1	0	0
TOTAL	5.83	1-0	20	1	0	0/0	0	29.1	40	27	19	24	11	10	0	2	157	.325	3	8	2	2	0



#30 - Jake Campeau

Position: Right-Handed Pitcher

Bats: Right

Throws: Right

Class: Senior

Hometown: Walla Walla, Washington

Previous School: Walla Walla Community College

Major: Health/Human Performance



2014: Made 12 appearances with five starts...pitched 27.1 innings...recorded 36 strikeouts against just six walks on the season...allowed just one home run.

Walla Walla Community College: Recorded a 6-4 overall record in 17 appearances and 11 starts, 4.44 ERA, one shutout, four saves, and 71 strikeouts in 79 innings on the mound...pitched two complete games...during 2012 campaign appeared in 10 contests, recorded a 2-4 record, 4.06 ERA, and 18 strikeouts in 51 innings of work.

Walla Walla High School: Lettered in baseball for two years, football for three and basketball for one...senior season pitched 39 innings, registering 45 strikeouts and a 4.67 ERA en route to helping the Blue Devils win a 2011 Big Nine 4A League Championship and 2011 Regional Championship...earned first team all-Big Nine plaudits at pitcher and first base, and second team all-state honors at pitcher in 2011...in 2010 received the team's Pitcher of the Year award and Big Nine honorable mention honors.



Seniors

Individual Career History

Jake Capeau

Year	avg	qp-gs	ab	r	h	2b	3b	hr	rbi	tb	slg%	bb	hbp	so	gdp	ob%	sf	sh	sb-att	po	a	e	fld%
2014	.000	0-0	0	0	0	0	0	0	0	0	.000	0	0	0	0	.000	0	0	0-0	2	3	2	.714
TOTAL	.000	0-0	0	0	0	0	0	0	0	0	.000	0	0	0	0	.000	0	0	0-0	2	3	2	.714

Year	era	w-l	app	qs	cg	sho	sv	ip	h	r	er	bb	so	2b	3b	hr	bf	bavg	wp	hbp	bk	sfa	sha
2014	8.89	1-4	12	5	0	0/0	1	27.1	38	28	27	6	36	9	0	1	133	.317	0	4	0	3	0
TOTAL	8.89	1-4	12	5	0	0/0	1	27.1	38	28	27	6	36	9	0	1	133	.317	0	4	0	3	0



#20 - Drew Christina

Position: Left-Handed Pitcher

Bats: Left

Throws: Left

Class: Senior

Hometown: Walla Walla, Washington

Previous School: Walla Walla Community College


Major: Chemistry



2014: Made 11 appearances starting all of them...pitched 42.0 innings with 36 strikeouts...allowed just one home run...held a 6.00 ERA.

Walla Walla Community College: Had a 7-2 record in 12 starts and 13 appearances...had a 2.25 ERA while pitching 79.2 innings, recording 72 strikeouts and only allowing 54 hits...in 2012 notched a 10-2 record, 2.39 ERA and 75 strikeouts while earning second team all-NWAACC honors.

Walla Walla High School: Lettered in football and baseball for three years...during senior season in 2011 helped the Blue Devils' baseball team win the Big Nine 4A League Championship and Regional Championship...boasted a 9-0 record, pitching 49 innings, and recording 70 strikeouts and a 1.71 ERA...also won the Big Nine 4A Pitcher of the Year award in 2011 and received Big Nine Academic All-Conference honors...was an Honor Scholar Athlete in both football and baseball from 2007-2011, maintaining a minimum grade point average of 3.5.




Individual Career History

Drew Christina

Year	avg	gp-gs	ab	r	h	2b	3b	hr	rbi	tb	slg%	bb	hbp	so	gdp	ob%	sf	sh	sb-att	po	a	e	fld%
2013	.000	1-1	0	0	0	0	0	0	0	0	.000	0	0	0	0	.000	0	0	0-0	0	0	0	.000
2014	.000	0-0	0	0	0	0	0	0	0	0	.000	0	0	0	0	.000	0	0	0-0	0	6	1	.857
TOTAL	.000	1-1	0	0	0	0	0	0	0	0	.000	0	0	0	0	.000	0	0	0-0	0	6	1	.857

Year	era	w-l	app	qs	cq	sho	sv	ip	h	r	er	bb	so	2b	3b	hr	bf	bavq	wp	hbp	bk	sfa	sha
2013	10.12	0-1	1	1	0	0/0	0	2.2	4	6	3	3	2	1	0	0	16	.333	2	0	0	1	0
2014	6.00	1-5	11	11	0	0/0	0	42.0	49	37	28	27	36	9	1	1	209	.292	7	8	8	1	5
TOTAL	6.25	1-6	12	12	0	0/0	0	44.2	53	43	31	30	38	10	1	1	225	.294	9	8	8	2	5



#4 - Conner Holbrook

Position: Catcher

Bats: Right

Throws: Right

Class: Senior

Hometown: Walla Walla, Washington

Previous School: Walla Walla Community College

Major: Environmental Science



2014: Appeared in 28 games starting them all...recorded a .261 batting average with a .364 on-base percentage...drew 14 walks against just 12 strikeouts...recorded a .976 fielding percentage behind the plate...did not ground into a double play in more than 100 plate appearances...scored 10 runs and drove in 11.

Walla Walla Community College: Brings successful collegiate batting experience to MSUB's program, recording a .323 batting average in 2013 while helping Walla Walla CC to a third-place finish in the NWAACC East Region...recorded 30 hits, 13 runs, three doubles, one triple and 17 RBIs...earned second-team all-East Region honors.

Walla Walla High School: Lettered in baseball for two years and earned second-team all-conference honors during senior season in 2011, batting .360.



Individual Career History

Connor Holbrook

Year	avg	gp-gs	ab	r	h	2b	3b	hr	rbi	tb	slg%	bb	hbp	so	gdp	ob%	sf	sh	sb-att	po	a	e	fld%
2013	.250	1-1	4	1	1	0	0	0	0	1	.250	0	1	0	0	.400	0	0	0-0	9	0	1	.900
2014	.261	28-28	92	10	24	1	1	0	11	27	.293	14	2	12	0	.364	2	1	0-1	140	25	4	.976
TOTAL	.260	29-29	96	11	25	1	1	0	11	28	.292	14	3	12	0	.365	2	1	0-1	149	25	5	.972



#23 - Blake Loran

Position: First Baseman

Bats: Left

Throws: Right

Class: Senior

Hometown: Billings, Montana

Previous School: Jamestown College

Major: Accounting/Management

2014: Appeared in 35 games with 34 starts...recorded a .248 batting average, a .354 slugging percentage and .360 on-base percentage...earned academic all-conference honors...notched a .982 fielding percentage at first base...scored 22 runs and drove in 18...ten of his 28 hits went for extra bases...had seven sacrifices on the season.

2013: Saw limited action due to suffering a season-ending injury...made eight starts in eight appearances, recording 21 at bats, seven hits, three doubles, five runs, seven RBIs and 10 total bases...finished with a .333 batting average, .476 slugging percentage and .533 on base percentage...defensively recorded a perfect 1.000 fielding percentage with 67 putouts and five assists.

2012: Started 32 games out of the 37 total played...finished with a .333 batting average, .425 slugging percentage, .455 on base percentage...had 29 hits, 10 runs, five doubles, one home run, 21 runs batted in and 37 total bases...won GNAC Player of the Week honors for the week of March 26 - April 1 for his performance against Central Washington University...received all-GNAC honorable mentions honors, GNAC all-academic honors and Capitol One NCAA Division II Academic All-District Eight team honors.

2011: Played in 28 games with 19 starts in freshman season...hit .259 with 15 hits in 58 at bats...scored seven runs with two doubles, a triple and four RBIs...had a .328 slugging percentage and a .377 on-base percentage with nine walks...had 142 putouts with 11 assists for a .968 fielding percentage...hit .368 in chances to advance runners, batting 14-for-38 in those situations.

Jamestown College: Redshirted.

Skyview High School: Played legion baseball for the Billings Royals where he hit .426 with 98 hits, 25 doubles, two triples and four home runs as a senior...earned all-conference honors in 2009 at first base...tallied 88 RBIs and slugged .654 with a .517 on-base percentage...helped lead his team to a second-place finish at state in 2008...named to the honor roll and earned an Academic Letter, while graduating with honors.

Individual Career History

Loran,Blake

Year	avg	gp-gs	ab	r	h	2b	3b	hr	rbi	tb	slg%	bb	hbp	so	gdp	ob%	sf	sh	sb-att	po	a	e	fld%
2011	.259	28-19	58	7	15	2	1	0	4	19	.328	9	2	10	4	.377	0	2	0-0	142	11	5	.968
2012	.333	37-32	87	10	29	5	0	1	21	37	.425	17	4	13	1	.455	2	5	0-0	246	13	4	.985
2013	.267	10-10	30	6	8	4	0	0	7	12	.400	5	4	8	0	.436	0	0	0-1	76	6	0	1.000
2014	.248	35-34	113	22	28	9	0	1	18	40	.354	14	7	29	3	.360	2	5	0-1	258	17	5	.982
TOTAL	.278	110-95	288	45	80	20	1	2	50	108	.375	45	17	60	8	.401	4	12	0-2	722	47	14	.982



#7 - **Brody Miller**

Position: Infielder

Bats: Right

Throws: Right

Class: Senior

Hometown: Missoula, Montana

Previous School: Sentinel High School

Major: Criminal Justice



2014: Recorded one of the best seasons in MSUB history and became the Yellowjackets' first-ever all-American...Daktronics Division II first-team all-region and NCBWA all-region...GNAC Player of the Year...started all 46 games...recorded a .392 batting average, .498 on-base percentage, and a .591 slugging percentage...had 34 RBIs and six home runs...No. 1 on the team in batting average...drew 34 walks and scored 37 runs...recorded 20 multi-hit games and had two four-hit performances...twenty-two of his 67 hits went for extra bases including 16 doubles...named to the first-team all-conference team.

2013: Started 48 of 49 contests...in 180 at-bats registered 63 hits, nine doubles, one triple, four home runs, 41 RBIs, 35 runs and 86 total bases...in the GNAC finished ranking No. 5 in on-base percentage (.423) and RBIs, No. 6 in batting average (.350), No. 7 in total bases, No. 8 in runs scored, hits and home runs, and No. 10 in slugging percentage (.478)...defensively posted a .955 fielding percentage with 73 putouts and 116 assists...led the team in batting average, and ranked No. 2 in hits, on-base percentage and RBIs...received Red Lion GNAC Player of the Week and NCBWA West Region Player of the Week honors for the week of Apr. 1-7...earned second-team all-GNAC honors.

2012: Started all 46 games for the Yellowjackets and had a team high 170 plate appearances...finished with a .288 batting average, .329 slugging percentage and .359 on-base percentage...had 49 hits, 20 runs, four doubles, one home run, two stolen bases and 24 runs batted in...in the GNAC ranked 25th among all hitters...on the team ranked first in games played and started, second in hits and runs batted in, third in batting average and on-base percentage, fourth in total bases, fifth in runs scored, home runs and sixth in slugging percentage...defensively, recorded 72 putouts, 97 assists and a fielding percentage of .939.

Sentinel High School: Played football and lettered for two years...placed sixth at the Montana State DECA Conference in Sports Management competition in 2010...excelled playing for the Missoula Mavericks mainly at second base helping his team to the state championship in 2010 and a third-place finish at regionals...the Mavericks finished the 2010 season with an impressive 66-11 record...earned all-conference honors for three years and was an all-state selection in 2010...as a senior, led the team in just about every offensive category, including hits (146), RBIs (126), doubles (37) and home runs (17)...broke single-season records in at bats (303), hits, RBIs, home runs and total bases with 248...hit .482 to lead the team and slugged an impressive .818, while belting a team-high 61 extra-base hits.

Individual Career History

Miller, Brody

Year	avg	gp-gs	ab	r	h	2b	3b	hr	rbi	tb	slg%	bb	hbp	so	gdp	ob%	sf	sh	sb-att	po	a	e	fld%
2012	.288	46-46	170	20	49	4	0	1	24	56	.329	18	3	24	7	.359	4	0	2-3	72	97	11	.939
2013	.362	50-50	188	36	68	11	1	5	47	96	.511	23	3	22	6	.433	3	4	0-1	82	121	10	.953
2014	.392	46-46	171	37	67	16	0	6	34	101	.591	34	3	23	1	.498	1	1	2-4	75	116	17	.918
TOTAL	.348	142-142	529	93	184	31	1	12	105	253	.478	75	9	69	14	.432	8	5	4-8	229	334	38	.937



#27 - Jake Mills

Position: Right-Handed Pitcher

Bats: Right

Throws: Right

Class: Senior

Hometown: Burley, Idaho

Previous School: Miles Community College

Major: Accounting



2014: Named second-team all-conference...had 20 appearances with one start...pitched 42 1/3 innings with a 4-3 win-loss record...recorded a 2.98 ERA...threw 28 strikeouts...No. 1 on the team in ERA.

Miles Community College: In 2013 made nine appearances and posted a 6-0 record with 48 strikeouts...registered a 3.03 ERA, while only allowing 53 hits in 59.3 innings...during freshman campaign in 2012 went 6-3 with a 4.40 ERA in 58.2 innings on the mound...also recorded six complete games and three shutouts.

Burley High School: Played Legion baseball while also lettering in football for three years and basketball for two...in 2012 helped lead the Burley Green Sox to a State Championship and second place in the Northwest Region...earned all-state and all-conference honors in 2010 and 2011...in 2011 recorded a .492 batting average with 22 RBIs, four home runs, a 2.92 ERA and an 8-1 record on the mound...also earned all-conference honors in football in 2010 and 2011.



Individual Career History

Jake Mills

Year	avg	gp-gs	ab	r	h	2b	3b	hr	rbi	tb	slg%	bb	hbp	so	gdp	ob%	sf	sh	sb-att	po	a	e	fld%
2013	.000	1-0	0	0	0	0	0	0	0	0	.000	0	0	0	0	.000	0	0	0-0	0	0	0	.000
2014	.000	0-0	0	0	0	0	0	0	0	0	.000	0	0	0	0	.000	0	0	0-0	0	8	1	.889
TOTAL	.000	1-0	0	0	0	0	0	0	0	0	.000	0	0	0	0	.000	0	0	0-0	0	8	1	.889

Year	era	w-l	app	qs	cq	sho	sv	ip	h	r	er	bb	so	2b	3b	hr	bf	bavq	wp	hbp	bk	sfa	sha
2013	2.45	0-1	1	0	0	0/0	0	3.2	3	1	1	2	3	1	0	0	16	.214	0	0	0	0	0
2014	2.98	4-3	20	1	0	0/0	1	42.1	51	18	14	12	26	6	0	1	192	.305	3	9	1	2	2
TOTAL	2.93	4-4	21	1	0	0/0	1	46.0	54	19	15	14	29	7	0	1	208	.298	3	9	1	2	2



#8 - Brady Muller

Position: Left-Handed Pitcher

Bats: Left

Throws: Left

Class: Senior

Hometown: Billings, Montana

Previous School: Billings West High School

Major: Management



2014: Earned honorable mention all-conference...made 11 appearances for the Yellowjackets making eight starts...pitched 49.0 innings with 36 strikeouts...recorded a 3-3 win/loss record...recorded a 5.33 ERA...academic all-conference honors.

2013: Earned first team all-GNAC honors...turned in a terrific sophomore campaign on the mound making 12 appearances with 12 starts, recording a 6-4 record...pitched three complete games, registering 80.1 innings pitched, 64 strikeouts, a 3.47 ERA and a .230 opposing batting average...in the GNAC ranked No. 1 in opposing batting average, No. 3 in innings pitched and ERA, No. 4 in strikeouts and wins, and No. 6 in starts...led the team in opposing batting average, wins, innings pitched, starts, and strikeouts.

2012: Earned all-GNAC honorable mention honors...made 10 appearances on the mound, recording 10 total starts while pitching 61.1 innings...had an overall record of 5-3 with an earned run average of 4.84...tenth-best overall pitcher in the Great Northwest Athletic Conference...tied for sixth in the GNAC for total wins and strikeouts, and ranked 10th in opposing batting average...registered a team-high 53 strikeouts, an opposing batting average of .282, and one combined shutout...also ranked first on the team in wins and win-loss percentage, second in hits allowed, runs allowed, opposing batting average, earned run average and innings pitched...ranked second in games started, earned run average and opposing batting average.

Billings West High School: Lettered one season for the Golden Bears' basketball team...was a four-year letter-winner for the Billings Scarlets American Legion baseball team...en route to leading the Scarlets to a 2011 State Championship, won Most Valuable Player honors in the state tournament...helped the Scarlets to back-to-back state titles in 2008 and 2009...during senior year with the Scarlets at time of commitment was hitting .427 with 50 hits, including eight doubles, seven triples, four home runs, 47 RBIs and 12 stolen bases...had a pitching record of 6-2 with a 1.82 ERA in 56 innings...allowed 12 earned runs with 79 strikeouts and a 1.16 WHIP and a .207 opponents' batting average.

Individual Career History

Muller, Brady

Year	avg	gp-gs	ab	r	h	2b	3b	hr	rbi	tb	slg%	bb	hbp	so	gdp	ob%	sf	sh	sb-att	po	a	e	fld%
2012	.000	0-0	0	0	0	0	0	0	0	0	.000	0	0	0	0	.000	0	0	0-0	3	18	0	1.000
2013	.000	12-12	0	0	0	0	0	0	0	0	.000	0	0	0	0	.000	0	0	0-0	3	20	2	.920
2014	.000	0-0	0	0	0	0	0	0	0	0	.000	0	0	0	0	.000	0	0	0-0	1	10	1	.917
TOTAL	.000	12-12	0	0	0	0	0	0	0	0	.000	0	0	0	0	.000	0	0	0-0	7	48	3	.948

Year	era	w-l	app	gs	cq	sho	sv	ip	h	r	er	bb	so	2b	3b	hr	bf	bavg	wp	hbp	bk	sfa	sha
2012	4.84	5-3	10	10	0	0/1	0	61.1	64	43	33	31	53	17	4	1	283	.282	7	13	4	4	7
2013	3.47	6-4	12	12	3	0/0	0	80.1	70	40	31	29	64	15	0	5	360	.230	7	15	0	2	9
2014	5.33	3-3	11	8	1	0/0	0	49.0	74	42	29	12	36	15	1	1	244	.347	4	12	0	4	3
TOTAL	4.39	14-10	33	30	4	0/1	0	190.2	208	125	93	72	153	47	5	7	887	.279	18	40	4	10	19



#6 - Trevor Nix

Position: Catcher

Bats: Right

Throws: Right

Class: Senior

Hometown: Tigard, Oregon

Previous School: Linn Benton Community College

Major: Environmental Studies



2014: Appeared in 35 games with 31 starts...recorded a .291 on-base percentage and seven doubles...scored 14 runs and had five sacrifices...recorded a .978 fielding percentage.

Linn-Benton Community College: Made 40 starts and recorded a .348 batting average, .536 slugging percentage and a .400 on-base percentage...registered 48 hits, 15 doubles, one triple, three home runs, 34 runs, 26 RBIs and five stolen bases...earned first-team NWAACC Southern Region honors and second-team all-NWAACC honors.

Tigard High School: Played for the Tigard Long Horns (Oregon Independent Baseball Association) in 2009 and 2010, and the Mound Time Bambinos (American Legion) in 2011...during 2011 campaign started 28 games and recorded a .488 batting average, .584 on-base percentage, .613 slugging percentage, 39 hits, 10 doubles, 24 runs and 16 RBIs.



Individual Career History

Trevor Nix

Year	avg	gp-gs	ab	r	h	2b	3b	hr	rbi	tb	slg%	bb	hbp	so	gdp	ob%	sf	sh	sb-att	po	a	e	fld%
2013	.250	1-1	4	1	1	1	0	0	0	2	.500	0	0	2	0	.250	0	0	0-0	4	1	0	1.000
2014	.212	35-31	118	14	25	7	1	0	8	34	.288	12	2	23	1	.291	2	3	0-0	162	16	4	.978
TOTAL	.213	36-32	122	15	26	8	1	0	8	36	.295	12	2	25	1	.290	2	3	0-0	166	17	4	.979



RS - Tanner Watson

Position: Left-Handed Pitcher

Bats: Left

Throws: Left

Class: Senior

Hometown: Great Falls, Montana

Previous School: Charles M. Russell High School

Major: Management



2014: Appeared in 11 games with eight starts before suffering a season-ending injury.

2013: Turned in a solid true freshman season making 17 starts in 21 total appearances...in 25 at-bats recorded eight hits, three runs, three RBIs and eight total bases...finished with a .320 batting average, .320 slugging percentage, and a .414 on-base percentage...defensively posted a .972 fielding percentage with 57 putouts and 12 assists...on the mound, made 11 appearances with nine starts, pitching 36.1 innings...registered a 6.94 ERA, 20 strikeouts, and a .285 batting average.

Charles M. Russell High School: Four-year letterwinner in baseball...on the mound had a 6-5 record, 2.48 earned run average and 80 strikeouts...as a hitter had a .443 batting average, 60 runs batted in and three home runs.



Seniors

Individual Career History

Watson, Tanner

Year	avg	gp-gs	ab	r	h	2b	3b	hr	rbi	tb	slg%	bb	hbp	so	gdp	ob%	sf	sh	sb-att	po	a	e	fld%
2013	.296	22-18	27	3	8	0	0	0	3	8	.296	3	1	6	0	.387	0	0	0-0	57	12	2	.972
2014	.154	14-7	26	0	4	2	0	0	1	6	.231	4	0	6	0	.267	0	1	0-0	13	0	0	1.000
TOTAL	.226	36-25	53	3	12	2	0	0	4	14	.264	7	1	12	0	.328	0	1	0-0	70	12	2	.976

Year	era	w-l	app	gs	cq	sho	sv	ip	h	r	er	bb	so	2b	3b	hr	bf	bavq	wp	hbp	bk	sfa	sha
2013	6.94	1-4	11	9	0	0/0	0	36.1	41	32	28	26	20	6	2	2	182	.285	3	4	0	3	5
2014	8.44	0-0	3	0	0	0/0	0	5.1	6	5	5	1	3	1	0	0	23	.300	1	1	0	1	0
TOTAL	7.13	1-4	14	9	0	0/0	0	41.2	47	37	33	27	23	7	2	2	205	.287	4	5	0	4	5



#2 - Lee Busto

Position: Right-Handed Pitcher

Bats: Right

Throws: Right

Class: Redshirt Junior

Hometown: Littleton, Colorado

Previous School: Heritage High School

Major: Management/Marketing

2014: Appeared in 11 games pitching 12.1 innings in relief...recorded four strikeouts on the season...earned academic all-conference.

2013: Started two contests while making 11 total appearances, finishing 1-0...pitched 22.1 innings posting a 6.45 ERA, eight strikeouts, and a .333 opposing batting average.

2012: Redshirted.

Heritage High School: Was a two-sport athlete at Heritage lettering twice in baseball and cross country...named team captain and a Continental League All-Star in 2011...during his senior year recorded a 4.11 ERA in 39.1 innings pitched...started eight games with a 5-3 record and struck out 27 batters...helped Heritage to back-to-back appearances in the 5A Colorado State Playoffs with an appearance in the Sweet 16 in 2011.



Individual Career History

Busto, Lee

Year	avg	gp-gs	ab	r	h	2b	3b	hr	rbi	tb	slg%	bb	hbp	so	gdp	ob%	sf	sh	sb-att	po	a	e	fld%
2013	.000	12-2	0	0	0	0	0	0	0	0	.000	0	0	0	0	.000	0	0	0-0	2	4	0	1.000
2014	.000	0-0	0	0	0	0	0	0	0	0	.000	0	0	0	0	.000	0	0	0-0	0	2	1	.667
TOTAL	.000	12-2	0	0	0	0	0	0	0	0	.000	0	0	0	0	.000	0	0	0-0	2	6	1	.889

Year	era	w-l	app	gs	cq	sho	sv	ip	h	r	er	bb	so	2b	3b	hr	bf	bavq	wp	hbp	bk	sfa	sha
2013	7.40	1-0	12	2	0	0/0	0	24.1	33	25	20	12	8	8	1	1	125	.324	8	6	0	2	3
2014	13.14	0-0	11	0	0	0/0	0	12.1	21	20	18	9	4	2	1	1	73	.382	4	3	0	4	2
TOTAL	9.33	1-0	23	2	0	0/0	0	36.2	54	45	38	21	12	10	2	2	198	.344	12	9	0	6	5



#24 - Bret Christina

Position: First Baseman

Bats: Right

Throws: Left

Class: Redshirt Junior

Hometown: Walla Walla, Washington

Previous School: Walla Walla Community College

Major: History

2014: Redshirted...holds a 3.99 college grade point average.

Walla Walla Community College: In 2013 hit .303 with three doubles in 33 at-bats...scored six runs and drove in a pair as a first baseman.

Walla Walla High School: Three-sport standout in baseball, football and basketball for the Blue Devils...earned five letters...led baseball team to a 20-7 record under head coach Keith Gradwohl senior season...eleven-time honor scholar athlete and 2011 Salutatorian...2011 team captain and defensive most valuable player in football...all-Columbia Basin Big-9 honorable mention selection as a linebacker.



#10 - Colter Sternhagen

Position: Infielder

Bats: Right

Throws: Right

Class: Redshirt Junior

Hometown: Helena, Montana

Previous School: South Mountain Community College

Major: Liberal Studies

2014: Redshirted.

2013: Appeared and started in 45 contests...in 155 at bats posted 39 hits, seven doubles, six home runs, 35 RBIs, 29 runs, two stolen bases and 64 total bases...finished with a .252 batting average, .413 slugging percentage, and a .351 on-base percentage...ranked No. 8 in the GNAC and No. 4 on the team in RBIs, and No. 3 on the team and No. 5 in the conference in home runs.

South Mountain Community College: Joined the Yellowjacket program after spending one year at South Mountain.

Helena High School: Four-year letterwinner in baseball, and held a career batting average of .421 while hitting 36 career home runs...during final year registered 94 hits, 21 home runs, 67 runs batted in and 14 stolen bases...also had a .994 slugging percentage, .503 batting average and a .640 on-base percentage...held the state home run record for a year (2011), earned all-state honors 2011 and 2010 and also earned all-conference honors 2009 and 2008.



Individual Career History

Sternhagen, Colter

Year	avg	qp-gs	ab	r	h	2b	3b	hr	rbi	tb	slg%	bb	hbp	so	qdp	ob%	sf	sh	sb-att	po	a	e	fld%
2013	.250	47-47	160	30	40	7	0	6	35	65	.406	22	4	41	2	.347	4	2	2-3	30	93	18	.872
2014	.200	2-2	5	1	1	0	0	0	0	1	.200	0	0	4	0	.200	0	0	0-0	3	0	0	1.000
TOTAL	.248	49-49	165	31	41	7	0	6	35	66	.400	22	4	45	2	.344	4	2	2-3	33	93	18	.875



#33 - David Swecker

Position: Right-Handed Pitcher
Bats: Right
Throws: Right
Class: Redshirt Junior
Hometown: Laurel, Montana
Previous School: Laurel High School
Major: Physical Education

2014: Redshirted.

2013: Saw limited action making eight appearances, pitching 6.2 innings...recorded an 8.10 ERA, three strikeouts, and a .269 opposing batting average.

2012: Made seven appearances on the mound for the third-best pitching crew in the Great Northwest Athletic Conference...recorded one start, pitching 6.1 total innings...went 0-1, striking out nine batters and only allowing 13 hits.

Laurel High School: Earned numerous all-conference and all-state honors in basketball and football...in legion baseball, helped lead the Laurel Dodgers to back-to-back state championships in 2009 and 2010 and a district championship in 2010...team finished second in 2009 at regionals and third in 2010 at regionals...in 2010, carried a 1.63 ERA with a 14-2 record and 150 strikeouts and earned all-state honors as a junior helping his team to a 60-11 record...hit .406 with 83 runs and 84 RBIs to go along with 11 home runs, seven triples and 17 doubles...reached base at a .572 clip and slugged .749, which led the team...helped lead the Locomotives to a basketball state championship in 2010 and a divisional championship in 2011, as well as back-to-back conference crowns...on the gridiron, helped lead the team to playoff berths in both 2010 and 2011.

Returners

Individual Career History

Swecker, David

Year	avg	gp-gs	ab	r	h	2b	3b	hr	rbi	tb	slg%	bb	hbp	so	gdp	ob%	sf	sh	sb-att	po	a	e	fld%
2013	.000	8-0	0	0	0	0	0	0	0	0	.000	0	0	0	0	.000	0	0	0-0	0	1	0	1.000
TOTAL	.000	8-0	0	0	0	0	0	0	0	0	.000	0	0	0	0	.000	0	0	0-0	0	1	0	1.000

Year	era	w-l	app	qs	cq	sho	sv	ip	h	r	er	bb	so	2b	3b	hr	bf	bavq	wp	hbp	bk	sfa	sha
2012	14.21	0-1	7	1	0	0/0	0	6.1	13	21	10	10	9	6	0	0	49	.433	7	6	1	3	0
2013	8.10	0-0	8	0	0	0/0	0	6.2	7	7	6	8	3	2	0	0	41	.269	2	5	0	1	1
TOTAL	11.08	0-1	15	1	0	0/0	0	13.0	20	28	16	18	12	8	0	0	90	.357	9	11	1	4	1



#9 - Kevin Toon

Position: Infielder

Bats: Right

Throws: Right

Class: Redshirt Junior

Hometown: Walla Walla, Washington

Previous School: Walla Walla Community College

Major: Criminal Justice



2014: First-team all-conference pick...appeared in 41 games with 36 starts...recorded a .348 batting average, .411 on-base percentage, .420 slugging percentage, and 28 RBIs...No. 3 on the team for batting average...drew 17 walks and struck out just 14 times in more than 150 plate appearances...scored 20 runs and recorded 10 extra base hits...had a .984 fielding percentage as a utility infielder.

Walla Walla Community College: In 2013 while making 38 starts, recorded a .264 batting average with 37 hits, 20 runs, three doubles, one triple, 14 RBIs and three stolen bases...defensively notched 57 putouts and 118 assists.

Walla Walla High School: Was a dual sport athlete, lettering in baseball for two years and basketball for one year...during his senior campaign in 2011, won Big Nine Player of the Year and was selected first-team all-state as a shortstop...recorded a .552 batting average and .619 on-base percentage while helping his team capture a league championship and region championship.



Individual Career History

Kevin Toon

Year	avg	qp-gs	ab	r	h	2b	3b	hr	rbi	tb	slg%	bb	hbp	so	qdp	ob%	sf	sh	sb-att	po	a	e	fld%
2013	.000	2-0	2	1	0	0	0	0	0	0	.000	1	0	1	0	.333	0	0	0-0	0	0	0	.000
2014	.348	41-36	138	20	48	10	0	0	28	58	.420	17	2	14	0	.411	6	3	4-5	70	55	2	.984
TOTAL	.343	43-36	140	21	48	10	0	0	28	58	.414	18	2	15	0	.410	6	3	4-5	70	55	2	.984



#5 - Luke Reinschmidt

Position: Outfielder

Bats: Right

Throws: Right

Class: Junior

Hometown: Billings, Montana

Previous School: Wayland Baptist University

Major: Chemistry



2014: Awarded first-team all-conference honors...appeared and started in 42 games...recorded a .359 batting average, .381 on-base percentage, and .569 slugging percentage...recorded 27 RBIs, 16 doubles, and five triples... named GNAC Player of the Week for March 24, 2014...became just the third player in GNAC history to hit for the cycle, completing the feat in a 16-7 win over Northwest Nazarene on March 28.

Wayland Baptist University: In 11 appearances scored five runs.

Billings Senior High School: Shined in the American Legion league playing with the Billings Royals...during his senior season in 2012 helped the Royals capture division and state championships...snagged Most Valuable Player honors in the state tournament, all-conference honors and won the league batting title with a .458 average...also lettered in football for three years and basketball for two.



Individual Career History

Luke Reinschmidt

Year	avg	gp-gs	ab	r	h	2b	3b	hr	rbi	tb	slg%	bb	hbp	so	gdp	ob%	sf	sh	sb-att	po	a	e	fld%
2013	.667	2-2	6	1	4	1	2	0	1	9	1.500	1	0	0	0	.714	0	0	0-0	6	0	1	.857
2014	.359	42-42	153	32	55	16	5	2	27	87	.569	3	3	29	0	.381	1	4	9-10	101	1	4	.962
TOTAL	.371	44-44	159	33	59	17	7	2	28	96	.604	4	3	29	0	.395	1	4	9-10	107	1	5	.956



#1 - Myles Berkram

Position: Utility

Bats: Right

Throws: Right

Class: Redshirt Sophomore

Hometown: Billings, Montana

Previous School: Billings West High School

Major: Chemistry



2014: Appeared in 28 games with 14 starts for the Yellowjackets...recorded a .245 batting average...effective utility replacement and as a pinch runner in late-game situations...scored 11 runs and drove in eight...five of his 13 hits were doubles.

2013: Redshirted.

Billings West High School: Posted a .360 batting average and one home run senior year while earning all-conference honors...in 2011, helped the Billings Scarlets win the state championship and finish second in regionals.

Individual Career History

Myles Berkram

Returns

Year	avg	gp-gs	ab	r	h	2b	3b	hr	rbi	tb	slg%	bb	hbp	so	gdp	ob%	sf	sh	sb-att	po	a	e	fld%
2013	.000	2-0	2	0	0	0	0	0	0	0	.000	0	0	2	0	.000	0	0	0-0	0	0	0	.000
2014	.245	28-14	53	11	13	5	0	0	8	18	.340	4	1	16	0	.310	0	2	1-2	27	12	4	.907
TOTAL	.236	30-14	55	11	13	5	0	0	8	18	.327	4	1	18	0	.300	0	2	1-2	27	12	4	.907



#29 - Bryon Baker

Position: Right-Handed Pitcher

Bats: Right

Throws: Right

Class: Redshirt Sophomore

Hometown: Butte, America

Previous School: Butte High School


Major: Criminal Justice



2014: Appeared in 14 games starting four of them...posted a 4.24 ERA in 40 1/3 innings pitched...recorded 30 strikeouts against 19 walks...pitched a complete game against Northwest Nazarene with six strikeouts in a victory.

2013: Redshirted.

Butte High School: Lettered four years in baseball and wrestling at Butte...led his team in all pitching statistical categories...2011 all-state selection as a pitcher, 2010 and 2009 all-conference selection as a pitcher and outfielder, respectively.



Returners

Individual Career History

Bryon Baker

Year	avg	gp-gs	ab	r	h	2b	3b	hr	rbi	tb	slg%	bb	hbp	so	gdp	ob%	sf	sh	sb-att	po	a	e	fld%
2013	.000	1-0	0	0	0	0	0	0	0	0	.000	0	0	0	0	.000	0	0	0-0	0	0	0	.000
2014	.000	0-0	0	0	0	0	0	0	0	0	.000	0	0	0	0	.000	0	0	0-0	1	5	1	.857
TOTAL	.000	1-0	0	0	0	0	0	0	0	0	.000	0	0	0	0	.000	0	0	0-0	1	5	1	.857

Year	era	w-l	app	gs	cg	sho	sv	ip	h	r	er	bb	so	2b	3b	hr	bf	bavg	wp	hbp	bk	sfa	sha
2013	33.75	0-0	1	0	0	0/0	0	1.1	3	6	5	3	2	1	0	1	11	.375	1	0	0	0	0
2014	4.24	2-2	14	4	1	0/0	1	40.1	39	27	19	19	30	5	1	4	189	.244	8	2	0	1	7
TOTAL	5.18	2-2	15	4	1	0/0	1	41.2	42	33	24	22	32	6	1	5	200	.250	9	2	0	1	7



#21 - Cody Cooper

Position: Right-Handed Pitcher

Bats: Right

Throws: Right

Class: Sophomore

Hometown: Bozeman, Montana

Previous School: Bozeman High School

Major: Health/Human Performance

2014: Made 12 appearances pitching 14.0 innings all in relief...totaled 12 strikeouts against just three walks.

Bozeman High School: In 2013 led his team in pitching with a record of 11-4 on an ERA of 2.34 in 93 2/3 innings pitched...had 72 strikeouts in his 16 outings and was selected to the Montana AA Legion Baseball all-state team.

Individual Career History

Cody Cooper

Year	avg	gp-gs	ab	r	h	2b	3b	hr	rbi	tb	slg%	bb	hbp	so	gdp	ob%	sf	sh	sb-att	po	a	e	fld%
2013	.000	1-0	0	0	0	0	0	0	0	0	.000	0	0	0	0	.000	0	0	0-0	0	0	0	.000
TOTAL	.000	1-0	0	0	0	0	0	0	0	0	.000	0	0	0	0	.000	0	0	0-0	0	0	0	.000

Year	era	w-l	app	qs	cq	sho	sv	ip	h	r	er	bb	so	2b	3b	hr	bf	bavq	wp	hbp	bk	sfa	sha
2013	9.00	0-0	1	0	0	0/0	0	2.0	2	2	2	1	3	0	0	1	9	.250	2	0	0	0	0
2014	7.07	0-0	11	0	0	0/0	0	14.0	15	11	11	3	12	1	1	2	64	.283	4	6	0	2	0
TOTAL	7.31	0-0	12	0	0	0/0	0	16.0	17	13	13	4	15	1	1	3	73	.279	6	6	0	2	0



#32 - Adam Cox

Position: Right-Handed Pitcher

Bats: Right

Throws: Right

Class: Redshirt Freshman

Hometown: Encino, California

Previous School: Taft High School

Major: Criminal Justice/Sociology

2014: Redshirted.

Taft High School: Earned four letters in baseball...in 2012 recorded a .540 batting average and went undefeated on the mound with a 4-0 record...also earned one letter in golf...all-West Valley League pick and team MVP as a senior in baseball.



#12 - Casey Merritt

Position: Outfielder

Bats: Left

Throws: Left

Class: Sophomore

Hometown: Twin Falls, Idaho

Previous School: Twin Falls High School

Major: Health/Human Performance



2014: Merritt appeared in 37 games with 29 starts...recorded a .314 batting average, an on-base percentage of .445, and .395 slugging percentage...utilized plus speed to steal six bases and score 19 runs...recorded a .979 fielding percentage in the outfield...six of his 27 hits went for extra bases...drew 19 walks against just eight strikeouts in more than 100 plate appearances...did not ground into a double play...had 10 sacrifices on the season.

Twin Falls High School: Lettered in baseball for four years, basketball for three years and football for two years...was a two-time Great Basin Conference Player of the Year (2012 and 2013), two-time Times-News Player of the Year (2012 and 2013) and two-time KMVT Player of the Year (2012 and 2013)...was a three-time selection for Idaho Top 40 Showcase Game in 2011, 2012, 2013...in 2013 notched a .450 batting average with eight triples and led the team with a 6-2 record on the mound, while recording 58 strikeouts in 46 innings and only allowing 10 earned runs...pitched three-consecutive shutouts including a no-hitter in the district playoffs against Canyon Ridge High School...during his 2012 campaign batted .551 with 11 triples and 10 doubles...in 2011 registered a .412 batting average with four triples en route to earning second-team all-conference honors, helping lead his team to the Idaho 4A State Championship.

Returners



Individual Career History

Casey Merritt

Year	avg	gp-gs	ab	r	h	2b	3b	hr	rbi	tb	slg%	bb	hbp	so	gdp	ob%	sf	sh	sb-att	po	a	e	fld%
2013	.333	1-1	3	1	1	0	0	0	1	1	.333	1	0	0	0	.500	0	0	0-0	1	0	0	1.000
2014	.314	37-29	86	19	27	5	1	0	13	34	.395	19	3	8	0	.445	2	8	6-8	46	1	1	.979
TOTAL	.315	38-30	89	20	28	5	1	0	14	35	.393	20	3	8	0	.447	2	8	6-8	47	1	1	.980



RS - Jared Winslow

Position: Right-Handed Pitcher

Bats: Left

Throws: Right

Class: Redshirt Freshman

Hometown: Libby, Montana

Previous School: Libby High School

Major: Pre-Physical Therapy

2014: Redshirted.

Libby High School: Played football and basketball four years for the Loggers earning four letters in each...nominated team captain his sophomore, junior, and senior year for football and basketball teams...earned all-conference honors in sophomore-through-senior seasons of basketball...in junior and senior years earned all-state honors...earned all-conference honors in sophomore-through-senior seasons of football...named to all-state team as a junior...played American Legion baseball...earned all-conference honors as a pitcher in freshman-through-junior seasons...named all-state in his final season...had 380 total strikeouts in career...struck out 17 batters in a standout game in 2013.



RS - Garrett Baldry

Position: Right-Handed Pitcher

Bats: Right

Throws: Right

Class: Redshirt Freshman

Hometown: Miles City, Montana

Previous School: Miles City High School

Major: Health/Human Performance

2014: Redshirted.

Miles City High School: Participated in baseball for four years and basketball for two for the Mavericks...doubled as a middle infielder and pitcher on the baseball team and was a shooting guard on the basketball team.



#16 - Kyle Durbin

Position: Infielder

Bats: Left

Throws: Right

Class: Junior

Hometown: Idaho Falls, Idaho

Previous School: College of Eastern Utah

Major: Education

College of Eastern Utah: In his freshman season recorded a .390 batting average.

Skyline High School: Played four years for the Grizzlies lettering three times as a shortstop...named team captain senior season...earned first-team all-conference honors.



#17 - Dylan Goldsack

Position: Left-Handed Pitcher

Bats: Left

Throws: Left

Class: Junior

Hometown: Burbank, California

Previous School: Los Angeles Mission College

Major: Business

Los Angeles Mission College: In 2014 led the team in innings pitched with 79...posted an ERA of 3.76 with 32 strikeouts against 19 walks...started nine games earning a record of 6-3...also recorded two saves in 18 total appearances...tossed two complete games.

John Burroughs High School: Lettered four years for the Indians as a pitcher...named second team all-league in his final season of prep baseball.



#25 - Tanner Johnson

Position: Right-Handed Pitcher

Bats: Right

Throws: Right

Class: Junior

Hometown: Belgrade, Montana

Previous School: Salt Lake Community College

Major: Business Management

Salt Lake Community College: In 2013 made seven appearances including three starts...posted an ERA of 5.27 in 13 2/3 innings pitched...recorded 14 strikeouts against 10 walks.

Manhattan Christian High School: Pitched four years for the Eagles lettering all four years...earned all-state and all-conference honors in his prep career.



#11 - Corey Morris

Position: Infielder

Bats: Right

Throws: Right

Class: Junior

Hometown: Richland, Washington

Previous School: Walla Walla Community College

Major: Health/Human Performance

Walla Walla Community College: In 2014 batted .260 in 27 games played...scored 16 runs and recorded three doubles...knocked in 14 runs and had four sacrifices.

Richland High School: Played baseball four years for the bombers...earned all-conference honors three years in-a-row...all-state honors his senior year.



RS - TJ Andricopoulos

Position: Right-Handed Pitcher

Bats: Right

Throws: Right

Class: Freshman

Hometown: Oro Valley, Arizona

Previous School: Canyon Del Oro High School

Major: Business Management

Canyon Del Oro High School: Was a pitcher and utility player for the Dorado baseball team...lettered twice...nominated team captain as a senior...2013 third-team all-Southern Arizona as an outfielder...second team for Southern Arizona as a pitcher...pitched two perfect games for CDOHS...named all-tournament team in 2013...honored with the Seal of Excellence in Engineering-Sciences.



RS - Matt Dillon

Position: Outfielder

Bats: Right

Throws: Right

Class: Freshman

Hometown: Billings, Montana

Previous School: Skyview High School

Major: Health Administration

Skyview High School: Wrestled four years for the Falcons lettering all four years...went undefeated in his senior season...was titled state champion...earned all-state honors...team captain for the baseball team.



19 - Jacob Foley

Position: Infielder/Outfielder

Bats: Right

Throws: Right

Class: Freshman

Hometown: Boise, Idaho

Previous School: Capital High School

Major: Undecided

Capital High School: Played football and baseball for the Eagles lettering all four years...in 2012 was named all-conference second team for CHS baseball...in 2013 earned all-conference first team honors.



RS - Brandon Maassen

Position: Right-Handed Pitcher

Bats: Right

Throws: Right

Class: Freshman

Hometown: Whitefish, Montana

Previous School: Whitefish High School

Major: Exercise Science

Whitefish High School: Played basketball two years for the Bulldogs lettering once...ran cross country for a year lettering once...played golf for two years lettering once.



RS - Joel Mazurkewich

Position: Outfielder

Bats: Left

Throws: Right

Class: Freshman

Hometown: Red Deer, Canada

Previous School: Vauxhall High School

Major: Business

Vauxhall High School: Played baseball two years for VHS...in 2013 had 24 RBIs...recorded a .404 batting average in his prep career.



15 - Griffen Pape

Position: Right-Handed Pitcher

Bats: Right

Throws: Right

Class: Freshman

Hometown: Star, Idaho

Previous School: Eagle High School

Major: Fire Science

Eagle High School: Played four years for the Mustangs lettering three times...named all-conference honors two years in-a-row...state runner-up in the 2012 and 2014 season...led the team in strikeouts, ERA, innings pitched, and K/BB ratio in his junior and senior seasons...has a career best ERA of 1.81.



22 - Landon Peterson

Position: Catcher

Bats: Left

Throws: Right

Class: Freshman

Hometown: Boise, Idaho

Previous School: Capital High School

Major: Business Administration

Capital High School: Was a catcher all four years of his prep career and lettered three years...in 2013 was named all-conference and named Capital High School MVP...in 2014 was named to all-conference team and Capital High School Ironman...played a key role in the winning of the 5A State Championship...was named Idaho Baseball Top 40 selection...senior season played on the Idaho Cubs Prospect Team.



34 - Wyatt Schlosser

Position: Outfielder/First Baseman

Bats: Left

Throws: Left

Class: Freshman

Hometown: Saskatoon, Canada

Previous School: Vauxhall High School

Major: Health/Human Performance

Vauxhall High School: Played baseball one year for VHS...played in the Saskatchewan Premier Baseball League...recorded a .361 batting average.



RS - Elijah Sommerville

Position: Catcher

Bats: Right

Throws: Right

Class: Freshman

Hometown: Billings, Montana

Previous School: Billings West High School

Major: Undecided

Billings West High School: Played three years of American Legion baseball.



2015 Seniors

2014 season review



Montana State University Billings second baseman Brody Miller became the first ever Yellowjacket to earn all-American honors, as he appeared on the NCBWA third team and was also a Daktronics honorable mention selection. Miller, the GNAC Player of the Year, batted .392 while leading the conference in hits (67) and on-base percentage (.498) during his junior season.

Despite Miller's all-American season, MSUB fell out of the GNAC Championships race with an overall record of 16-30 and a mark of 13-19 in conference action. The Yellowjackets played their first 26 games on the road, before closing the season with 20 consecutive home contests.

A pair of sophomores had breakout seasons for MSUB, as Luke Reinschmidt and Kevin Toon were each in the top-5 in the GNAC in batting and were first team all-conference selections.

Reinschmidt hit .359 with a GNAC-high 16 doubles and five triples. His slugging percentage of .569 was third-best in the conference, and his nine stolen bases were the second most. The highlight of Reinschmidt's season came on March 28, when he became just the third player in GNAC history to hit for the cycle in a 16-7 win over Northwest Nazarene. Reinschmidt, who was batting ninth in the order during the game, dramatically completed the feat with a triple in the ninth inning after collecting the first three legs of the cycle in his prior four at-bats.

Toon hit .348 on the season for MSUB, with 10 doubles and 28 runs batted in. His .411 on-base percentage was seventh-best in the conference, and he made just two errors in 127 chances for a fielding percentage of .984 on the season.

Brady Muller was MSUB's top starter this season, striking out 36 batters in 49 innings pitched. Jake Mills was effective out of the bullpen for the 'Jackets, striking out 26 batters and posting an ERA of 2.76 in 42 1/3 innings of relief.

2014 MSU Billings Baseball
Overall Statistics for Mont. St. Billings (as of Nov 20, 2014)
(All games Sorted by Batting avg)

Record: 16-30 Home: 7-11 Away: 9-16 Neutral: 0-3 GNAC: 13-19

Player	avg	gp-gs	ab	r	h	2b	3b	hr	rbi	tb	slg%	bb	hp	so	gdp	ob%	sf	sh	sb-att	po	a	e	fld%
7 Miller,Brody	.392	46-46	171	37	67	16	0	6	34	101	.591	34	3	23	1	.498	1	1	2-4	75	116	17	.918
14 Reinschmidt,Luke	.359	42-42	153	32	55	16	5	2	27	87	.569	3	3	29	0	.381	1	4	9-10	101	1	4	.962
17 Toon,Kevin	.348	41-36	138	20	48	10	0	0	28	58	.420	17	2	14	0	.411	6	3	4-5	70	55	2	.984
12 Merritt,Casey	.314	37-29	86	19	27	5	1	0	13	34	.395	19	3	8	0	.445	2	8	6-8	46	1	1	.979
5 Birch,Brad	.290	46-45	169	29	49	13	2	4	33	78	.462	17	7	41	3	.374	2	1	1-2	53	83	24	.850
3 Bitow,Bret	.282	44-44	170	28	48	8	5	3	22	75	.441	13	5	49	0	.347	2	7	5-9	82	69	18	.893
4 Holbrook,Connor	.261	28-28	92	10	24	1	1	0	11	27	.293	14	2	12	0	.364	2	1	0-1	140	25	4	.976
23 Loran,Blake	.248	35-34	113	22	28	9	0	1	18	40	.354	14	7	29	3	.360	2	5	0-1	258	17	5	.982
1 Berkram,Myles	.245	28-14	53	11	13	5	0	0	8	18	.340	4	1	16	0	.310	0	2	1-2	27	12	4	.907
16 Fosnes,Drew	.217	41-41	143	18	31	7	1	0	18	40	.280	12	6	55	0	.301	2	2	4-4	41	0	3	.932
15 Deyoung,Steven	.214	19-15	56	7	12	3	0	0	7	15	.268	5	0	9	1	.274	1	1	1-1	24	0	1	.960
6 Nix,Trevor	.212	35-31	118	14	25	7	1	0	8	34	.288	12	2	23	1	.291	2	3	0-0	162	16	4	.978
30 Watson,Tanner	.154	14-7	26	0	4	2	0	0	1	6	.231	4	0	6	0	.267	0	1	0-0	13	0	0	1.000

13 Andriolo,Cole	.250	2-0	4	2	1	0	1	0	1	3	.750	0	1	3	0	.400	0	0	0-0	0	0	0	.000
10 Sternhagen,Colter	.200	2-2	5	1	1	0	0	0	0	1	.200	0	0	4	0	.200	0	0	0-0	3	0	0	1.000
Totals	.289	46	1497	250	433	102	17	16	229	617	.412	168	42	321	9	.372	23	39	33-47	1104	448	97	.941
Opponents	.308	46	1518	311	468	82	8	23	259	635	.418	162	69	255	11	.394	24	35	45-63	1139	420	56	.965

LOB - Team (382), Opp (393). DPs turned - Team (30), Opp (23). CI - Team (0), Opp (2). IBB - Team (3), Toon 2, Miller 1, Opp (3). Picked off - Bitow 3, Merritt 1, Reinschmidt 1, Birch 1, Fosnes 1.

(All games Sorted by Earned run avg)

Player	era	w-l	app	gs	cg	sho	sv	ip	h	r	er	bb	so	2b	3b	hr	b/avg	wp	hp	bks	sfa	sha
27 Mills,Jake	2.98	4-3	20	1	0	0/0	1	42.1	51	18	14	12	26	6	0	1	.305	3	9	1	2	2
19 Baker,Bryon	4.24	2-2	14	4	1	0/0	1	40.1	39	27	19	19	30	5	1	4	.244	8	2	0	1	7
8 Muller,Brady	5.33	3-3	11	8	1	0/0	0	49.0	74	42	29	12	36	15	1	1	.347	4	12	0	4	3
9 Andriolo,Joe	5.51	1-5	15	5	1	0/0	0	47.1	62	45	29	21	19	13	2	2	.308	4	3	1	3	9
24 Christina,Drew	6.00	1-5	11	11	0	0/0	0	42.0	49	37	28	27	36	9	1	1	.292	7	8	8	1	5
11 Knoll,Jordan	6.08	1-2	18	0	0	0/0	0	23.2	29	21	16	17	19	3	0	1	.293	4	5	2	0	0
31 Eames,Matt	6.14	2-5	12	12	0	0/0	0	55.2	67	43	38	26	25	16	1	8	.303	5	16	2	2	6
29 Cooper,Cody	7.07	0-0	11	0	0	0/0	0	14.0	15	11	11	3	12	1	1	2	.283	4	6	0	2	0
25 Campeau,Jake	8.89	1-4	12	5	0	0/0	1	27.1	38	28	27	6	36	9	0	1	.317	0	4	0	3	0
2 Busto,Lee	13.14	0-0	11	0	0	0/0	0	12.1	21	20	18	9	4	2	1	1	.382	4	3	0	4	2

30 Watson,Tanner	8.44	0-0	3	0	0	0/0	0	5.1	6	5	5	1	3	1	0	0	.300	1	1	0	1	0
3 Bitow,Bret	11.25	0-1	4	0	0	0/0	0	4.0	6	7	5	3	5	0	0	0	.353	0	0	0	1	1
18 Blehm,Lucas	11.57	0-0	5	0	0	0/0	0	4.2	11	7	6	6	4	2	0	1	.458	0	0	1	0	0
Totals	5.92	15-30	46	46	3	0/0	3	368.0	468	311	242	162	255	82	8	23	.308	44	69	15	24	35
Opponents	4.91	30-15	46	46	8	2/0	11	379.2	433	250	207	168	321	102	17	16	.289	34	42	8	23	39

PB - Team (7), Nix 4, Holbrook 3, Opp (10). Pickoffs - Team (6), Mills 3, Nix 1, Baker 1, Knoll 1, Opp (6). SBA/ATT - Holbrook (20-31), Nix (24-27), Eames (9-11), Andriolo,J (10-10), Christina (2-7), Muller (5-6), Mills (3-6), Campeau (4-5), Knoll (4-5), Cooper (2-4), Watson (4-4), Baker (1-3), Blehm (0-1), Busto (1-1).

2014 MSU Billings Baseball
Game Results for Mont. St. Billings (as of Nov 20, 2014)
(All games)

Date	Opponent		Score	Inns	Overall	GNAC	Pitcher of record	Attend	Time
Feb 15, 2014	at Lewis-Clark State-1	L	4-5	9	0-1-0	0-0-0	Mills (L 0-1)	135	2:13
Feb 15, 2014	at Lewis-Clark State-2	L	6-20	9	0-2-0	0-0-0	Christina (L 0-1)	85	2:36
Feb 16, 2014	at Lewis-Clark State-1	L	2-9	9	0-3-0	0-0-0	Andriolo,J (L 0-1)	120	1:51
Feb 16, 2014	at Lewis-Clark State-2	L	1-4	9	0-4-0	0-0-0	Campeau (L 0-1)	110	1:47
Feb 21, 2014	at Dixie St.	L	1-2	9	0-5-0	0-0-0	Knoll (L 0-1)	357	2:20
Feb 22, 2014	at Dixie St.-1	L	4-6	9	0-6-0	0-0-0	Andriolo,J (L 0-1)	247	2:24
Feb 22, 2014	at Dixie St.-2	w	5-4	7	1-6-0	0-0-0	Mills (W 1-1)	437	2:13
Feb 23, 2014	at Dixie St.	L	3-9	9	1-7-0	0-0-0	Campeau (L 0-2)	238	2:29
\$ 02/28/14	vs Lewis-Clark State	L	1-3	9	1-8-0	0-0-0	Christina (L 0-2)	85	2:01
% 02/28/14	vs Concordia	L	1-3	9	1-9-0	0-0-0	Eames (L 0-1)	85	1:59
03/01/14	vs British Columbia	L	2-8	9	1-10-0	0-0-0	Muller (L 0-1)	50	2:45
% 03/03/14	at Concordia	L	5-6	9	1-11-0	0-0-0	Mills (L 1-2)	45	2:01
* 03/07/14	at Western Oregon-1	L	1-9	9	1-12-0	0-1-0	Eames (L 0-2)	87	2:17
* 03/07/14	at Western Oregon-2	L	4-5	7	1-13-0	0-2-0	Christina (L 0-3)	-	2:25
* 03/08/14	at Western Oregon-1	w	7-4	(12)	2-13-0	1-2-0	Baker (W 1-0)	63	2:45
* 03/08/14	at Western Oregon-2	L	0-8	7	2-14-0	1-3-0	Campeau (L 0-3)	-	1:40
* Mar 14, 2014	at Saint Martin's-1	L	4-12	9	2-15-0	1-4-0	Eames (L 0-3)	-	2:25
* Mar 14, 2014	at Saint Martin's-2	L	2-3	(9)	2-16-0	1-5-0	Muller (L 0-2)	103	2:10
* Mar 15, 2014	at Saint Martin's-1	w	8-5	9	3-16-0	2-5-0	Knoll (W 1-1)	-	2:28
* Mar 15, 2014	at Saint Martin's-2	w	11-5	7	4-16-0	3-5-0	Mills (W 2-2)	145	2:00
* Mar 22, 2014	at Central Washington	w	8-2	9	5-16-0	4-5-0	Eames (W 1-3)	0	2:37
* Mar 22, 2014	at Central Washington	L	2-8	7	5-17-0	4-6-0	Baker (L 1-1)	201	1:47
* Mar 23, 2014	at Central Washington	L	3-5	9	5-18-0	4-7-0	Christina (L 0-4)	0	2:25
* Mar 23, 2014	at Central Washington	w	10-3	7	6-18-0	5-7-0	Muller (W 1-2)	274	2:07
* Mar 28, 2014	at Northwest Nazarene-1	w	16-7	9	7-18-0	6-7-0	Andriolo,J (W 1-2)	103	3:15
* Mar 28, 2014	at Northwest Nazarene-2	L	3-6	7	7-19-0	6-8-0	Baker (L 1-2)	107	2:15
Apr 08, 2014	DICKINSON STATE-1	w	14-5	7	8-19-0	6-8-0	Eames (W 2-3)	206	1:50
Apr 08, 2014	DICKINSON STATE-2	w	17-1	7	9-19-0	6-8-0	None	-	
* 04/11/14	WESTERN OREGON-1	L	3-8	9	9-20-0	6-9-0	Muller (L 1-3)	189	2:50
* 04/11/14	WESTERN OREGON-2	L	4-6	7	9-21-0	6-10-0	Mills (L 2-3)	217	1:50
* 04/12/14	WESTERN OREGON-1	w	9-4	9	10-21-0	7-10-0	Christina (W 1-4)	154	2:30
* 04/12/14	WESTERN OREGON-2	L	8-11	7	10-22-0	7-11-0	Andriolo,J (L 1-3)	111	2:00
* 04/18/14	SAINT MARTIN'S-1	w	8-7	(11)	11-22-0	8-11-0	Campeau (W 1-4)	309	2:45
* 04/18/14	SAINT MARTIN'S-2	L	3-4	(8)	11-23-0	8-12-0	Knoll (L 1-2)	276	2:5
* 04/19/14	SAINT MARTIN'S-1	L	7-21	9	11-24-0	8-13-0	Christina (L 1-5)	238	3:05
* 04/19/14	SAINT MARTIN'S-2	L	6-8	7	11-25-0	8-14-0	Andriolo,J (L 1-4)	259	2:10
* Apr 25, 2014	CENTRAL WASHINGTON-1	w	15-7	9	12-25-0	9-14-0	Muller (W 2-3)	191	2:40
* Apr 25, 2014	CENTRAL WASHINGTON-2	L	0-10	7	12-26-0	9-15-0	Eames (L 2-4)	202	1:45
* Apr 26, 2014	CENTRAL WASHINGTON-1	L	6-20	9	12-27-0	9-16-0	Campeau (L 1-5)	210	2:50
* Apr 26, 2014	CENTRAL WASHINGTON	L	3-7	7	12-28-0	9-17-0	Bitow (L 0-1)	233	2:00
* Mar 29, 2014	at Northwest Nazarene-1	w	17-8	9	13-28-0	10-17-0	Mills (W 3-2)	211	3:5
* May 01, 2014	at Northwest Nazarene-2	w	5-4	7	14-28-0	11-17-0	Muller (W 3-3)	240	1:45
* May 02, 2014	NORTHWEST NAZARENE-1	L	1-10	9	14-29-0	11-18-0	Eames (L 2-5)	253	2:30
* May 02, 2014	NORTHWEST NAZARENE-2	L	1-2	7	14-30-0	11-19-0	Andriolo,J (L 1-5)	268	1:50
* May 03, 2014	NORTHWEST NAZARENE-1	w	6-5	9	15-30-0	12-19-0	Mills (W 4-2)	156	3:26
* May 03, 2014	NORTHWEST NAZARENE-2	w	3-2	(9)	16-30-0	13-19-0	Baker (W 2-2)	178	2:25

() extra inning game

MONTANA STATE BILLINGS BASEBALL RECORDS

(Note: Records prior to the 2006 season are not available,
these are based on baseball's return to MSUB following the 2006 season)

Players in **BOLD** are currently on the roster.

BATTING AVERAGE SEASON			10.	Willie Crtalic	298	2006-07
1.	Patch Wirtzberger	.455	2007			
2.	Brody Miller	.392	2014			
3.	Matt Schoonover	.378	2007	1.	Several-last was Brad Birch (DSU 2/22/14)	4
4.	Ty Gilmore	.373	2012			
5.	Brian Dukart	.366	2009			
6.	Stefan Malkuch	.364	2009	T1.	Austin Rue	42
7.	Kevin Zukaitis	.362	2010	T1.	Kyle Pryor	42
8.	Luke Reinschmidt	.359	2014	2.	Colby Robison	38
9.	Patch Wirtzberger	.357	2008	3.	Drew Fosnes	37
10.	Brody Miller	.350	2013	T4.	Brody Miller	35
CAREER (Minimum 2 Seasons)			T4.	Jonathon Schlender	35	2008
1.	Matt Schoonover	.364	2007-10	T5.	Ty Gilmore	34
2.	Brody Miller	.348	2012-14	T5.	Cole Pryor	34
3.	Nick Harris	.331	2008-09	6.	Brian Dukart	30
	Colby Robison	.331	2011-14	T7.	Colby Robison	29
5.	Jeff Ridgeway	.320	2008-11	T7.	Jeff Ridgeway	29
6.	Stefan Malkuch	.316	2008-09	T7.	Nick Harris	29
7.	Jake Samuelson	.302	2006-07			
8.	Jordan Kessler	.299	2010-11	1.	Colby Robison	93
9.	Levi Johnson	.295	2008-09		Brody Miller	93
10.	Kyle Pryor	.294	2006-07	2.	Matt Schoonover	90
AT BATS GAME			4.	Austin Rue	89	2011-13
1.	Several	7	2012	5.	Jeff Ridgeway	78
SEASON			6.	Kyle Pryor	68	2006-07
1.	Colby Robison	187	2013	7.	Patch Wirtzberger	59
2.	Matt Schoonover	184	2008	8.	Cole Pryor	58
3.	Brody Miller	180	2013	9.	Drew Fosnes	55
4.	Matt Schoonover	177	2009	10.	Nick Hoskyn	53
5.	Colby Robison	173	2011			
6.	Brody Miller	171	2014	HITS GAME		
7.	Brody Miller	170	2012	1.	Ty Sobieraj (CWU 5/8)	5
	Bret Bitow	170	2014		Brody Miller (WOU 4/7)	5
9.	Brad Birch	169	2014		Drew Fosnes (WOU 4/7)	5
10.	Jordan Kessler	168	2011		Colby Robison (CWU 4/27)	5
	Cole Pryor	168	2008			
	Jonathon Schlender	168	2008	SINGLE SEASON HITTING STREAK		
CAREER			1.	Austin Rue	27	2013
1.	Matt Schoonover	585	2007-10	SEASON		
2.	Brody Miller	529	2012-14	1.	Brody Miller	67
3.	Colby Robison	509	2011-13	2.	Colby Robison	65
4.	Jeff Ridgeway	410	2008-11	3.	Brody Miller	63
5.	Austin Rue	386	2011-13	4.	Ty Gilmore	62
6.	Jordan Kessler	314	2010-11	5.	Matt Schoonover	61
7.	Drew Fosnes	311	2013-14	6.	Colby Robison	58
8.	Kyle Pryor	303	2006-07	7.	Jonathon Schlender	57
9.	Nick Hoskyn	301	2006-07	8.	Austin Rue	55
					Nick Harris	55
					Luke Reinschmidt	55

Record Book

CAREER

1.	Matt Schoonover	213	2007-10
	Brody Miller	184	2012-14
3.	Colby Robison	168	2011-13
4.	Jeff Ridgeway	131	2008-11
5.	Austin Rue	105	2011-13
6.	Jordan Kessler	94	2010-11
7.	Kyle Pryor	89	2006-07
8.	Drew Fosnes	85	2013-14
9.	Nick Harris	80	2008-09
	Willie Crtalic	80	2006-07

DOUBLES GAME

1.	Several-last was Brody Miller (SMU 4/18/14)	3
----	--	---

SEASON

1.	Brody Miller	16	2014
	Luke Reinschmidt	16	2014
3.	Colby Robison	14	2011
	Jonathon Schlender	14	2008
	Willie Crtalic	14	2007
6.	Jaret Chatwood	13	2010
	Brad Birch	13	2014
8.	Drew Fosnes	12	2013
	Colby Robison	12	2013
	Matt Schoonover	12	2010

CAREER

1.	Colby Robison	34	2011-13
2.	Brody Miller	31	2012-14
3.	Jeff Ridgeway	30	2008-11
4.	Matt Schoonover	29	2007-10
5.	Willie Crtalic	22	2006-07
6.	Austin Rue	21	2011-13
	Brad Birch	21	2013-14
8.	Drew Fosnes	19	2013-14
9.	Blake Loran	18	2012-14
10.	Luke Reinschmidt	17	2013-14

TRIPLES GAME

1.	Pryor Cole (Colo. Christ. Univ. 3/25/08)	2
----	--	---

SEASON

1.	Drew Fosnes	6	2013
2.	Colby Robison	5	2011
	Bret Bitow	5	2014
	Luke Reinschmidt	5	2014
5.	Mack Unruh	4	2013
	Cole Pryor	4	2009
	Cole Pryor	4	2008
8.	Austin Rue	3	2013
	Jeff Ridgeway	3	2011
	Stefan Malkuch	3	2009
	Nick Harris	3	2008
	Jeff Ridgeway	3	2008

CAREER

1.	Jeff Ridgeway	8	2008-11
	Cole Pryor	8	2008-09
	Colby Robison	8	2011-13
4.	Drew Fosnes	7	2013-14
	Luke Reinschmidt	7	2013-14
6.	Austin Rue	6	2011-13
	Stefan Malkuch	6	2008-09
	Doug Longfellow	6	2006-07
9.	Nick Harris	5	2008-09
	Bret Bitow	5	2013-14

HOME RUNS GAME

1.	Several-last was Bret Bitow (SMU 4/19/14)	2
----	--	---

SEASON

1.	Colby Robison	8	2013
2.	Drew Fosnes	7	2013
3.	Colter Sternhagen	6	2013
	Joe Via	6	2009
	Brody Miller	6	2014
6.	Joe Via	5	2008
7.	Brody Miller	4	2013
	Mack Unruh	4	2013
	Matt Comer	4	2012
	Trevor Wilson	4	2012
	Jeff Ridgeway	4	2011
	Brad Birch	4	2014

CAREER

1.	Colby Robison	13	2011-13
2.	Brody Miller	12	2012-14
3.	Joe Via	11	2008-09
4.	Jeff Ridgeway	8	2008-11
	Matt Schoonover	8	2007-10
6.	Chris Round	7	2009-10
	Nick Harris	7	2008-09
	Drew Fosnes	7	2013-14
	Brad Birch	7	2013-14
10.	Colter Sternhagen	6	2013-pres.

RBIS GAME

1.	Colby Robison (CWU 4/26/13)	9
2.	Colby Robison (CWU 4/27/13)	7

SEASON

1.	Colby Robison	52	2013
2.	Brody Miller	41	2013
3.	Drew Fosnes	37	2013
4.	Colter Sternhagen	35	2013
5.	Colby Robison	34	2011
	Brody Miller	34	2014
7.	Brad Birch	33	2014
8.	Jaret Chatwood	31	2010
9.	Nick Harris	29	2009
10.	Austin Rue	28	2013
	Levi Johnson	28	2008

Record Book

Kevin Toon 28 2014

CAREER

1.	Colby Robison	111	2011-13
2.	Brody Miller	105	2012-14
3.	Matt Schoonover	89	2007-10
4.	Drew Fosnes	55	2013-14
5.	Jeff Ridgeway	53	2008-11
6.	Nick Hoskyn	49	2006-07
	Willie Crtalic	49	2006-07
8.	Austin Rue	48	2011-13
	Brad Birch	48	2013-14
10.	Blake Loran	46	2012-14

TOTAL BASES GAME

1.	Colby Robison (CWU 4/26/13)	11
2.	Matt Schoonover (NNU 4/25/08)	10
	Luke Reinschmidt (NNU 5/28/14)	10
4.	Joe Via (GCU 2/28/09)	9
	Matt Comer (CWU 3/31/12)	9
	Bret Bitow (SMU 4/19/14)	9

SEASON

1.	Colby Robison	103	2013
2.	Brody Miller	101	2014
3.	Drew Fosnes	99	2013
4.	Colby Robison	88	2011
	Luke Reinschmidt	87	2014
6.	Brody Miller	86	2013
7.	Jeff Ridgeway	79	2011
	Jaret Chatwood	79	2010
	Brad Birch	78	2014
10.	Austin Rue	77	2013
	Jonathon Schlender	77	2008

CAREER

1.	Matt Schoonover	281	2007-10
2.	Colby Robison	257	2011-13
3.	Brody Miller	253	2012-14
4.	Jeff Ridgeway	199	2008-11
5.	Austin Rue	147	2011-13
6.	Drew Fosnes	139	2013-14
7.	Nick Harris	120	2008-09
8.	Brad Birch	117	2013-14
9.	Willie Crtalic	114	2006-07
10.	Jordan Kessler	109	2010-11

STOLEN BASES GAME

1.	Austin Rue (Dixie State 2/24/13)	3
----	----------------------------------	---

SEASON

1.	Kyle Pryor	17	2007
2.	Colby Robison	15	2012
	Willie Crtalic	15	2006
	Kyle Pryor	15	2006
5.	Nick Hoskyn	14	2007

6.	Cole Pryor	13	2008
7.	Colby Robison	12	2011
8.	Willie Crtalic	11	2007
9.	Austin Rue	10	2012
	Austin Rue	10	2011
	Jonathon Schlender	10	2008
	Luke Sansaver	10	2006

CAREER

1.	Colby Robison	34	2011-13
2.	Kyle Pryor	32	2006-07
3.	Austin Rue	28	2011-13
4.	Willie Crtalic	26	2006-07
5.	Nick Hoskyn	20	2006-07
6.	Cole Pryor	18	2008-09
T7.	Patch Wirtzberger	12	2007-10
T7.	Doug Longfellow	12	2006-07
9.	Luke Sansaver	10	2006
10.	Jeff Ridgeway	9	2008-11
	Luke Reinschmidt	9	2013-14

SLUGGING PERCENTAGE SEASON

1.	Ryan Duncan	.750	2008
2.	Drew Fosnes	.615	2013
3.	Brody Miller	.591	2014
4.	Kevin Zukaitis	.586	2010
5.	Luke Reinschmidt	.569	2014
6.	Nick Harris	.564	2008
7.	Matt Schoonover	.555	2007
8.	Colby Robison	.551	2013
9.	Joe Via	.547	2009
10.	Brian Dukart	.535	2009

ON-BASE PERCENTAGE SEASON

1.	Ryan Duncan	.667	2008
2.	Patch Wirtzberger	.571	2007
3.	Brody Miller	.498	2014
4.	Brian Dukart	.483	2009
5.	Ty Gilmore	.475	2012
6.	Kyle Pryor	.474	2007
7.	Patch Wirtzberger	.471	2008
8.	Blake Loran	.455	2012
9.	Matt Schoonover	.453	2007
10.	Austin Rue	.438	2013
	Mike Wardell	.438	2006

PUTOUTS GAME

1.	Several-last was Blake Loran (CU 3/3/14)	15
----	--	----

SEASON

T1.	Seth Moir	310	2007
T1.	Matt Kakalecik	310	2006
3.	Blake Loran	246	2012
4.	Blake Nelson	231	2012
5.	Levi Johnson	227	2009
6.	Matt Kakalecik	220	2008

Record Book

7. Steve Larson	193	2008	9. Steve Scott	3.76	2009
8. Jake Samuelson	177	2007	10. Brian Hutchings	3.86	2011
9. Orrin Pyrah	175	2013	Andy Venum	3.86	2009
10. Sam Kinzeler	166	2011			

CAREER

1. Blake Loran	580	2011-14
2. Matt Kakalecik	530	2006, 08
3. Seth Moir	397	2007-08
4. Jake Samuelson	336	2006-07
5. Blake Nelson	334	2010-12
6. Levi Johnson	301	2008-09
7. Jeff Ridgeway	258	2008-11
8. Matt Schoonover	255	2007-10
9. Ty Sobieraj	236	2009-10
10. Blake Nelson	231	2012

ASSISTS GAME

1. Matt Shoonover (CWU 3/14/09)	8
---------------------------------	---

SEASON

1. Kyle Pryor	151	2007
2. Kyle Pryor	145	2006
3. Colby Robison	140	2013
Cole Pryor	140	2008
5. Brody Miller	116	2013
6. Matt Schoonover	115	2009
Brody Miller	115	2014
8. Colby Robison	112	2012
9. Colby Robison	107	2011
20. Ty Gilmore	97	2012
Brody Miller	97	2012

CAREER

1. Matt Schoonover	377	2007-10
2. Colby Robison	359	2011-13
Brody Miller	334	2012-14
4. Kyle Pryor	296	2006-07
5. Cole Pryor	218	2008-09
6. Ty Gilmore	97	2012
Brad Birch	93	2013-14
Colter Sternhagen	93	2013-14
9. Luke Sansaver	74	2006
10. Bret Bitow	73	2013-14

PITCHING

ERA SEASON (Minimum 20 IP)

1. Travis Vincent	1.88	2013
2. Ben Lewerke	2.74	2007
3. Jake Mills	2.76	2014
4. Bobby Ragasa	2.91	2012
5. Bobby Henderson	3.09	2008
6. Archie Smith	3.18	2010
7. Cody Clark	3.29	2007
8. Brady Muller	3.47	2013

CAREER (Minimum 2 Seasons)

1. Travis Vincent	2.32	2012-13
2. Jake Mills	2.93	2013-14
3. Ben Lewerke	3.63	2006-07
4. Bobby Henderson	4.20	2007-08
5. Archie Smith	4.34	2009-11
6. Brady Muller	4.39	2012-14
7. Bobby Ragasa	4.48	2012-13
8. Samuel Paterson	4.53	2012-13
9. Steve Scott	4.59	2008-09
10. Bryon Baker	5.18	2013-14

STRIKEOUTS GAME

1. Steve Scott (U of Mary 5/7/08)	15
2. Kody Kennedy (SMU 3/6/10)	13
3. Brady Muller (CWU 5/5/12)	11

SEASON

1. Brady Muller	64	2013
2. Kody Kennedy	59	2011
3. Kody Kennedy	54	2010
Brian Howe	54	2009
5. Brady Muller	53	2012
6. Brian Hutchings	52	2012
7. Sam Paterson	50	2012
Brian Hutchings	50	2011
9. Steve Scott	49	2008
10. Samuel Paterson	48	2013

CAREER

1. Brady Muller	153	2012-14
2. Brian Howe	143	2008-11
3. Brian Hutchings	120	2010-12
4. Kody Kennedy	113	2010-11
5. Samuel Paterson	98	2012-13
6. Steve Scott	86	2008-09
7. Archie Smith	78	2009-11
8. Brian Strom	76	2007-09
9. Cody Clark	74	2007-10
10. Kyle McBride	73	2006-07

INNINGS PITCHED GAME

1. Brian Howe (SMU 4/24/09)	9.1
-----------------------------	-----

SEASON

1. Steve Scott	83.2	2009
2. Brady Muller	80.1	2013
3. Brian Howe	79.0	2009
4. Archie Smith	74.1	2009
5. Brian Hutchings	70.0	2011
6. Steve Scott	69.1	2008
7. Nathan Herbig	67.0	2006

Record Book

8.	Samuel Paterson	66.2	2013
	Jeremy Knowles	66.2	2008
10.	Sam Paterson	66.1	2012

CAREER

1.	Brian Howe	216.2	2008-11
2.	Brady Muller	190.2	2012-14
3.	Steve Scott	153.0	2008-09
4.	Brian Strom	149.1	2007-09
5.	Brian Hutchings	140.2	2010-12
6.	Samuel Paterson	132.3	2012-13
7.	Kody Kennedy	121.1	2010-11
8.	Archie Smith	120.1	2009-11
9.	Kyle McBride	117.0	2006-07
10.	Jeremy Knowles	107.0	2007-08

APPEARANCES SEASON

1.	Travis Vincent	21	2013
2.	Jake Mills	20	2014
3.	Kyle Gieselman	18	2011
	Jeff Bjorklund	18	2009
	Jordan Knoll	18	2014
6.	Brian Howe	16	2011
	Kyle Gieselman	16	2010
	Brian Hutchings	16	2010
9.	Bobby Ragasa	15	2012
	Tyler Gilder	15	2010
	Brian Howe	15	2008
	Joe Andriolo	15	2014

CAREER

1.	Brian Howe	56	2008-11
2.	Kyle Gieselman	45	2010-12
3.	Cody Clark	45	2007-10
4.	Brian Hutchings	38	2010-12
5.	Travis Vincent	34	2012-13
6.	Brian Strom	33	2007-09
	Brady Muller	33	2012-14
8.	Bobby Ragasa	29	2012-13
	Archie Smith	29	2009-11
10.	Steve Scott	26	2008-09

WINS SEASON

1.	Ben Lewerke	7	2007
2.	Brady Muller	6	2013
	Steve Scott	6	2009
	Kyle McBride	6	2006
5.	Samuel Paterson	5	2013
	Brady Muller	5	2012
	Brian Strom	5	2009
8.	Babby Ragasa	4	2012
	Brian Hutchings	4	2011
	Archie Smith	4	2011

CAREER

1.	Brady Muller	14	2012-14
2.	Brian Howe	11	2008-11
3.	Steve Scott	10	2008-09
4.	Archie Smith	9	2009-11
5.	Brian Strom	9	2007-09
6.	Kyle McBride	8	2006-07
7.	Ben Lewerke	8	2006-07
8.	Samuel Paterson	7	2012-13
	Brian Hutchings	7	2010-12
	Kody Kennedy	7	2010-11

COMPLETE GAMES SEASON

1.	Steve Scott	7	2009
	Kyle McBride	7	2006
3.	Brian Howe	5	2009
4.	Ben Lewerke	4	2007
5.	Brady Muller	3	2013
	Samuel Paterson	3	2013
	Matt Eames	3	2012
	Brian Howe	3	2010
	Kody Kennedy	3	2010
	Archie Smith	3	2009
	Steve Scott	3	2008

CAREER

1.	Brian Howe	10	2008-11
	Steve Scott	10	2008-09
3.	Kyle McBride	8	2006-07
4.	Kody Kennedy	5	2010-11
	Brian Strom	5	2007-09
	Ben Lewerke	5	2006-07
7.	Samuel Paterson	4	2012-13
	Archie Smith	4	2009-11
	Jeremy Knowles	4	2007-08
	Brady Muller	4	2012-14

SHUTOUTS SEASON

1.	Kyle McBride	3	2006
2.	Matt Eames	2	2012
	Brian Strom	2	2007
4.	Samuel Paterson	1	2013
	Kody Kennedy	1	2011
	Steve Scott	1	2009
	Ben Lewerke	1	2007
	Ben Lewerke	1	2006
	Nathan Herbig	1	2006
	Chris Martin	1	2006

CAREER

1.	Kyle McBride	3	2006-07
2.	Matt Eames	2	2012-14
	Brian Strom	2	2007-09
	Ben Lewerke	2	2006-07
5.	Samuel Paterson	1	2012-13
	Kody Kennedy	1	2010-11

Record Book


Steeve Scott	1	2008-09
Chris Martin	1	2006-07

SAVES SEASON

1.	Brian Howe	7	2011
2.	Mike Cease	6	2007
3.	Bobby Ragasa	4	2012
4.	Travis Vincent	3	2013
5.	Bobby Ragasa	2	2013
	Travis Vincent	2	2012
	Jeff Bjorklund	2	2009
	Cody Clark	2	2008
	Leo Hansen	2	2008
10.	14 Tied with	1	

CAREER

1.	Brian Howe	7	2008-11
2.	Bobby Ragasa	6	2012-13
3.	Travis Vincent	5	2012-13
4.	Cody Clark	3	2007-10
5.	Archie Smith	2	2009-11
6.	Many with	1	



Senior Brody Miller

BASEBALL ALL-TIME RECORDS VS. OPPONENTS (SINCE 2006)

<u>Bemidji State</u>				3/23/14	A	DH	W 5-3, L 10-3
<u>4-2 (4-2 H/ 0-0 A/ 0-0 N)</u>				4/25/14	H	DH	W 15-7, L 10-0
5/2/09	H	DH	L 9-5, W 7-3	4/26/14	H	DH	L 20-6, L 7-3
5/3/09	H	DH	W 3-2, L 7-5				
5/1/10	H	DH	W 9-8, W 12-3				
<u>British Columbia</u>				3/3/11	A	DH	W 3-2, W 3-1
<u>0-1 (0-0 H/ 0-0 A/ 0-1 N)</u>							
3/1/14	N		L 8-2				
<u>California State-Chico</u>				3/25/08	H	DH	W 4-2, W 8-5
<u>0-3 (0-0 H/ 0-3 A/ 0-0 N)</u>				3/26/08	H		W 11-10
2/27/11	A	DH	L 2-4, L 5-10				
2/28/11	A		L 4-5				
<u>California State-Monterey Bay</u>				2/15/13	A		W 5-2
<u>0-1 (0-1 H/ 0-0 A/ 0-0 N)</u>				2/16/13	A	DH	L 2-12, L 2-6
3/3/10	H		L 7-5	2/17/13	A		L 12-14
<u>Central Washington</u>							
<u>31-32 (15-15 H/ 16-16 A/ 0-1 N)</u>				2/12/11	A	DH	L 4-6, L 5-6
4/11/06	H	DH	L 17-12, L 11-9	2/13/11	A	DH	W 21-15, W 6-5
3/17/07	A	DH	L 11-1, W 3-2	2/17/12	A		W 7-5
3/18/07	A	DH	L 7-4, W 4-2	2/18/12	A	DH	L 1-2, L 3-12
3/22/08	A	DH	L 4-1, L 8-2	2/19/12	A		W 7-2
3/23/08	A	DH	L 11-1, L 6-1				
5/3/08	H	DH	L 12-4, W 7-5				
5/4/08	H	DH	L 13-9, L 15-5				
3/13/09	A	DH	L 2-0, W 4-2	3/7/13	A		W 6-4
3/14/09	A	DH	W 12-2, W 8-0	2/28/14	A		L 3-1
4/19/09	H	DH	W 9-3, W 11-9	3/3/14	A		L 6-5
4/20/09	H	DH	L 15-8, W 3-2				
3/26/10	H	DH	L 15-3, W 5-3				
3/27/10	H	DH	L 31-15, W 13-12				
5/7/10	A	DH	L 5-4, L 3-1				
5/8/10	A	DH	W 12-10, L 4-2	2/8/13	N (Minneapolis, MN)	DH	W 9-3, T 4-4
4/1/11	A	DH	W 3-0, W 4-2				
4/2/11	A	DH	L 3-8, W 11-5				
5/6/11	H	DH	W 8-5, W 11-8				
5/7/11	H	DH	L 5-18, L 3-5	4/2/08	H	DH	L 11-5, W 10-7
3/30/12	H	DH	W 11-10, W 4-2	4/10/12	H	DH	W 7-4, W 5-1
3/31/12	H	DH	L 12-15, W 6-5	4/8/14	H	DH	W 14-5, W 17-1
5/4/12	A	DH	W 6-2, W 7-5				
5/5/12	A	DH	W 9-8, L 1-4				
3/23/13	A	DH	W 5-2, W 5-3				
3/24/13	A	DH	L 6-7, L 4-8				
4/26/13	H	DH	L 7-17, W 20-8	2/28/10	A	DH	L 8-1, L 15-3
4/27/13	H	DH	W 15-4, W 8-7	3/1/10	A	DH	W 2-1, L 5-1
5/9/13	N (Monmouth, OR - GNAC Tourn.)		L 5-6	3/4/12	A	DH	L 3-14, L 2-4
3/22/14	A	DH	W 8-2, L 8-2	3/5/12	A	DH	W 7-6, L 0-5
<u>College of Idaho</u>							
<u>2-0 (0-0 H/ 2-0 A/ 0-0 N)</u>							
<u>Colorado Christian</u>							
<u>3-0 (3-0 H/ 0-0 A/ 0-0 N)</u>							
<u>Colorado Mesa University</u>							
<u>1-3 (0-0 H/ 1-3 A/ 0-0 N)</u>							
<u>Colorado State-Pueblo</u>							
<u>4-4 (0-0 H/ 4-4 A/ 0-0 N)</u>							
<u>Concordia University (Oregon)</u>							
<u>1-2 (0-0 H/ 1-1 A/ 0-0 N)</u>							
<u>Dakota Wesleyan University (S.D.)</u>							
<u>1-0-1 (0-0 H/ 0-0 A/ 1-0-1 N)</u>							
<u>Dickinson State</u>							
<u>5-1 (5-1 H/ 0-0 A/ 0-0 N)</u>							
<u>Dixie State University</u>							
<u>3-13 (0-0 H/ 3-13 A/ 0-0 N)</u>							

All-Time Record vs. Opponents

2/22/13	A #24	DH	L 4-8, L 1-5	4/14/07	H	DH	L 12-9, W 8-1
2/23/13	A #24		L 2-4				
2/24/13	A #24		L 6-17				
2/21/14	A		L 2-1				
2/22/14	A	DH	L 6-4, W 5-4	3/5/13	A		W 10-5
2/23/14	A		L 9-3				

Linfield College

1-0 (0-0 H/ 1-0 A/ 0-0 N)

Madonna University

1-2 (1-2 H/ 0-0 A/ 0-0 N)

				3/2/08	H		W 8-5
2/27/09	A	DH	L 7-2, W 2-1	3/6/08	H	DH	L 5-0, L 4-3
2/28/09	A	DH	W 14-9, W 14-8				
2/24/10	A	DH	L 4-2, L 19-4				
2/25/10	A	DH	L 7-1, L 12-11				
				3/5/08	H		L 12-7

Maryville State

0-1 (0-1 H/ 0-0 A/ 0-0 N)

Incarnate Word

4-12 (3-5 H/ 1-7 A/ 0-0 N)

3/7/06	A	DH	L 9-1, L 9-3	2/13/09	A		W 8-4
3/8/06	A	DH	L 9-6, L 10 -4	2/14/09	A		L 5-2
5/5/06	H	DH	L 9-2, W 3-2	2/15/09	A	DH	L 6-4, L 2-1
5/6/06	H	DH	L 10-2, L 12-2				
2/16/07	A	DH	L 4-3, L 11-9				
2/17/07	A	DH	L 6-4, W 5-1				
4/27/07	H	DH	L 5-2, W 7-2	4/25/06	A		L 5-3
4/28/07	H	DH	W 9-8, L 8-5				

Metro State

1-3 (0-0 H/ 1-3 A/ 0-0 N)

Miles Community College

0-1 (0-0 H/ 0-1 A/ 0-0 N)

Minot State University

6-0 (6-0 H/ 0-0 A/ 0-0 N)

				4/6/11	H	DH	W 7-9, W 4-2
4/15/07	H	DH	W 8-3, L 10-4	3/24/12	H	DH	W 8-4, W 6-5
4/16/07	H	DH	L 5-3, L 3-2	3/25/12	H	DH	W 8-2, W 4-0

Jamestown College

1-3 (1-3 H/ 0-0 A/ 0-0 N)

Lewis-Clark State College

0-6 (0-1 H/ 0-5 A/ 0-1 N)

2/22/08	H		L 18-5
2/15/14	A		L 5-4
2/15/14	A		L 20-6
2/16/14	A		L 9-2
2/16/14	A		L 4-1
2/28/14	N		L 3-1

Missouri Southern State University

0-4 (0-0 H/ 0-0 A/ 0-4 N)

2/9/13	N (Minneapolis, MN)	DH	L 3-10, L 4-7
2/10/13	N (Minneapolis, MN)	DH	L 6-11, L 3-7

Northern Colorado

0-10 (0-0 H/ 0-10 A/ 0-0 N)

				4/12/08	A		L 19-8
				4/13/08	A	DH	L 7-1, L 4-3
				2/20/09	A		L 7-6
3/28/06	A	DH	W 4-0, L 6-2	2/21/09	A	DH	L 14-10, L 7-2
3/29/06	A	DH	W 7-4, L 9-4	2/22/09	A		L 16-7
4/14/06	H	DH	L 19-12, W 12-0	4/2/10	A		L 13-5
4/15/06	H	DH	L 14-7, L 4-0	4/3/10	A		L 13-11
3/23/07	A	DH	L 7-2, W 11-7	4/4/10	A		L 2-0
3/24/07	A	DH	W 7-1, W 4-3				
4/13/07	H	DH	W 8-5, L 4-1				

Lincoln University

8-8 (3-5 H/ 5-3 A/ 0-0 N)

All-Time Record vs. Opponents

2/20/11 H DH W 18-4, W 8-7

Northwest Nazarene

30-34 (17-18 H/ 12-16 A/ 1-0 N)

2/24/06	A	DH	L 6-3, L 10-0
2/25/06	A	DH	L 7-3, L 6-0
3/17/06	H	DH	L 10-8, L 8-1
3/18/06	H	DH	W 11-2, W 5-2
3/28/08	A	DH	W 15-9, L 6-5
3/29/08	A	DH	W 6-1, L 8-2
4/25/08	H	DH	L 9-7, L 6-4
4/26/08	H	DH	L 12-8, W 8-5
3/6/09	A	DH	W 10-3, W 4-2
3/7/09	A	DH	W 6-4, W 4-1
4/10/09	H	DH	W 6-3, W 6-5
4/11/09	H	DH	W 6-1, L 5-2
3/19/10	A	DH	L 13-3, W 5-4
3/20/10	A	DH	L 11-7, L 9-5
4/23/10	H	DH	L 6-1, L 6-4
4/24/10	H	DH	L 7-3, L 9-4
3/18/11	A	DH	L 3-7, W 6-5
3/19/11	A	DH	W 6-5, L 1-2
4/15/11	H	DH	L 4-7, L 0-6
4/16/11	H	DH	W 4-3, W 2-1
3/19/12	A	DH	L 0-1, L 2-13
4/19/12	H	DH	W 9-7, L 2-3
4/20/12	H	DH	L 5-12, W 6-5
4/21/12	H	DH	W 1-0, W 5-3
3/15/13	H	DH	W 13-11, W 5-4
3/16/13	H	DH	L 2-4, L 5-7
4/19/13	A	DH	L 11-13, L 2-7
4/20/13	A	DH	W 8-2, W 16-0
3/28/14	A	DH	W 16-7, L 6-3
5/1/14	N		W 17-8
5/1/14	H		W 5-4
5/2/14	H	DH	L 10-1, L 2-1
5/3/14	H	DH	W 6-5, W 3-2

Saint Martin's

15-39 (6-20 H/ 9-19 A/ 0-0 N)

2/24/08	H		L 8-4
3/15/08	A	DH	L 12-6, L 10-4
3/16/08	A	DH	L 13-3, L 11-7
4/19/08	H	DH	L 14-13, L 8-4
3/20/09	H	DH	L 7-4, W 9-5
3/21/09	H	DH	L 15-9, L 8-7
4/24/09	A	DH	L 2-1, L 8-0
4/25/09	A	DH	L 3-2, W 8-3
3/6/10	A	DH	L 7-6, W 1-0
3/7/10	A	DH	L 10-5, W 7-1
4/10/10	H	DH	L 7-6, L 15-10
4/11/10	H	DH	L 14-7, L 5-1
3/13/11	A	DH	L 1-3, L 0-4
3/14/11	A	DH	L 7-9, L 2-5
4/10/11	H	DH	L 6-9, L 5-6
4/11/11	H	DH	L 2-7, L 5-8
3/9/12	A	DH	L 8-9, L 7-9
3/10/12	A	DH	L 3-4, W 7-4
4/14/12	H	DH	L 5-8, W 12-5
4/15/12	H	DH	L 0-1, W 1-0
3/9/13	A	DH	W 5-2, L 0-4
3/10/13	A	DH	W 10-1, W 5-3
4/13/13	H		L 2-3
4/14/13	H	DH	W 5-2, W 5-3
3/14/14	A	DH	L 12-4, L 3-2
3/15/14	A	DH	W 8-5, W 11-5
4/18/14	H	DH	W 8-7, L 4-3
4/19/14	H	DH	L 21-7, L 8-6

St. Cloud State

1-1 (1-1 H/ 0-0 A/ 0-0 N)

3/3/08	H	DH	L 9-4, W 8-4
--------	---	----	--------------

Oklahoma Panhandle

10-2 (3-1 H/ 7-1 A/ 0-0 N)

3/25/06	A	DH	L 5-3, W 12-0
3/26/06	A	DH	W 2-0, W 8-0
4/21/06	H	DH	W 5-0, W 3-1
4/22/06	H	DH	W 7-3, L 7-5
3/9/07	A	DH	W 10-2, W 11-9
3/10/07	A	DH	W 6-0, W 5-3

Regis University

3-1 (3-1 H/ 0-0 A/ 0-0 N)

2/19/11	H	DH	W 6-5, L 2-9
---------	---	----	--------------

St. Edwards

4-12 (4-4 H/ 0-8 A/ 0-0 N)

3/12/06	A	DH	L 8-0, L 9-0
3/13/06	A	DH	L 7-2, L 9-6
4/7/06	H	DH	W 6-5, W 5-0
4/8/06	H	DH	L 17-1, L 10-6
3/1/07	A	DH	L 6-5, L 5-2
3/2/07	A	DH	L 10-2, L 2-0
5/7/07	H	DH	L 7-0, W 9-8
5/8/07	H	DH	L 6-0, W 10-8

All-Time Record vs. Opponents

St. Mary's

3-13 (2-6 H/ 1-7 A/ 0-0 N)

3/2/06	A	DH	L 9-1, L 8-2
3/3/06	A	DH	L 2-1, L 12-1
4/28/06	H	DH	L 7-2, W 5-4
4/29/06	H	DH	L 15-0, L 13-4
2/21/07	A	DH	L 18-0, L 14-2
2/22/07	A	DH	L 5-2, W 3-0
4/20/07	H	DH	L 5-3, L 5-2
4/21/07	H	DH	W 5-1, L 6-5

Texas A&M International

1-1 (0-0 H/ 1-1 A/ 0-0 N)

2/20/07	A	DH	W 8-5, L 5-2
---------	---	----	--------------

Texas-Permian Basin

4-0 (0-0 H/ 4-0 A/ 0-0 N)

3/5/07	A	DH	W 6-5, W 9-0
3/6/07	A	DH	W 4-3, W 7-2

University of British Columbia

1-0 (1-0 H/ 0-0 A/ 0-0 N)

2/22/08	H		W 3-2
---------	---	--	-------

University of Mary

4-4 (4-4 H/ 0-0 A/ 0-0 N)

3/7/08	H	DH	L 2-1, W 4-3
4/9/08	H	DH	W 6-5, L 8-6
3/1/09	H	DH	W 10-5, L 4-2
3/2/09	H	DH	W 13-1, L 8-4

Western Oregon

9-49 (4-25 H/ 5-24 A/ 0-0 N)

2/23/08	H		L 2-1
4/5/08	H	DH	L 15-1, L 13-9
4/6/08	H	DH	L 7-3, L 9-1
5/9/08	A	DH	L 5-3, L 6-4
5/10/08	A	DH	W 4-3, L 3-2
4/4/09	A	DH	L 16-9, L 16-10
4/5/09	A	DH	L 5-2, L 2-1
5/7/09	H	DH	L 8-1, L 15-5
5/8/09	H	DH	W 3-2, L 4-3
3/13/10	A	DH	L 10-0, W 4-3
3/14/10	A	DH	L 12-0, W 15-11
4/16/10	H	DH	L 22-2, L 9-1
4/17/10	H	DH	L 16-4, L 6-3
4/23/11	H	DH	L 1-12, L 5-11
4/24/11	H	DH	L 1-13, L 1-5
5/13/11	A	DH	L 1-2, L 2-8
5/14/11	A	DH	L 0-3, L 0-3
4/7/12	A #26	DH	L 4-10, L 1-5
4/8/12	A #26	DH	L 0-12, L 0-5
5/11/12	H #8	DH	L 4-9, L 4-6
5/12/12	H# 8	DH	L 0-18, L 3-11
3/2/13	A	DH	L 2-3, L 1-7
3/3/13	A	DH	W 5-1, L 1-2
4/6/13	H	DH	W 8-7, L 10-12
4/7/13	H	DH	L 18-22, W 9-6
5/9/13	A (GNAC Tourn.)		L 0-7
3/7/14	A	DH	L 9-1, L 5-4
3/8/14	A	DH	W 7-4, L 8-0
4/11/14	H	DH	L 8-3, L 6-4
4/11/14	H	DH	W 9-4, L 11-8



Yellowjackets Baseball Year-by-Year

(Since 2006)

Head Coach: Chris Brown (2006-10)

88-162

2006

15-35/ 13-27 Heartland

2/18	vs. Colorado Christian	cancelled
2/18	vs. Colorado Christian	cancelled
2/19	vs. Nebraska-Kearney	cancelled
2/19	vs. Nebraska-Kearney	cancelled
2/24	at Northwest Nazarene (9)	L, 6-3
2/24	at Northwest Nazarene (7)	L, 10-0
2/25	at Northwest Nazarene (9)	L, 7-3
2/25	at Northwest Nazarene (7)	L, 6-0
3/2	at St. Mary's * (7)	L, 9-1
3/2	at St. Mary's * (7)	L, 8-2
3/3	at St. Mary's * (7)	L, 2-1
3/3	at St. Mary's * (7)	L, 12-1
3/7	at Incarnate Word * (7)	L, 9-1
3/7	at Incarnate Word * (7)	L, 9-3
3/8	at Incarnate Word * (7)	L, 9-6
3/8	at Incarnate Word * (7)	L, 10-4
3/12	at St. Edward's * (7)	L, 8-0
3/12	at St. Edward's * (7)	L, 9-0
3/13	at St. Edward's * (7)	L, 7-2
3/13	at St. Edward's (7)	L, 9-6
3/17	Northwest Nazarene (9)	L, 10-8
3/17	Northwest Nazarene (7)	L, 8-1
3/18	Northwest Nazarene (9)	W, 11-2
3/18	Northwest Nazarene (7)	W, 5-2
3/21	Colorado Christian (7)	cancelled
3/21	Colorado Christian (7)	cancelled
3/25	at Oklahoma Panhandle * (7)	L, 5-3
3/25	at Oklahoma Panhandle * (7)	W, 12-0
3/26	at Oklahoma Panhandle * (7)	W, 2-0
3/26	at Oklahoma Panhandle * (7)	W, 8-0
3/28	at Lincoln University * (7)	W, 4-0
3/28	at Lincoln University * (7)	L, 6-2
3/29	at Lincoln University * (7)	W, 7-4
3/29	at Lincoln University * (7)	L, 9-4
4/7	St. Edward's * (7)	W, 6-5
4/7	St. Edward's * (7)	W, 5-0
4/8	St. Edward's * (7)	L, 17-1
4/8	St. Edward's * (7)	L, 10-6
4/11	Central Washington (9)	L, 17-12
4/11	Central Washington (7)	L, 11-9
4/14	Lincoln University * (7)	L, 19-12
4/14	Lincoln University * (7)	W, 12-0
4/15	Lincoln University * (7)	L, 14-7
4/15	Lincoln University * (7)	L, 4-0

4/18	Miles Community College # (9)	cancelled
4/21	Oklahoma Panhandle * (7)	W, 5-0
4/21	Oklahoma Panhandle * (7)	W, 3-1
4/22	Oklahoma Panhandle * (7)	W, 7-3
4/22	Oklahoma Panhandle * (7)	L, 7-5
4/25	at Miles Community College # (9)	L, 5-3
4/28	St. Mary's * (7)	L, 7-2
4/28	St. Mary's * (7)	W, 5-4
4/29	St. Mary's * (7)	L, 15-0
4/29	St. Mary's * (7)	L, 13-4
5/5	Incarnate Word * (7)	L, 9-2
5/5	Incarnate Word * (7)	W, 3-2
5/6	Incarnate Word * (7)	L, 10-2
5/6	Incarnate Word * (7)	L, 12-2

2007

24-26/ 16-20 Heartland

2/16	at Incarnate Word * (7)	L, 4-3
2/16	at Incarnate Word * (7)	L, 11-9
2/17	at Incarnate Word * (7)	L, 6-4
2/17	at Incarnate Word * (7)	W, 5-1
2/20	at Texas A&M-International (7)	W, 8-5
2/20	at Texas A&M-International (7)	L, 5-2
2/21	at St. Mary's * (7)	L, 18-0
2/21	at St. Mary's * (7)	L, 14-2
2/22	at St. Mary's * (7)	L, 5-2
2/22	at St. Mary's * (7)	W, 3-0
3/1	at St. Edward's * (7)	L, 6-5
3/1	at St. Edward's * (7)	L, 5-2
3/2	at St. Edward's * (7)	L, 10-2
3/2	at St. Edward's * (7)	L, 2-0
3/5	at Texas-Permian Basin (7)	W, 6-5
3/5	at Texas-Permian Basin (9)	W, 9-0
3/6	at Texas-Permian Basin (9)	W, 4-3
3/6	at Texas-Permian Basin (7)	W, 7-2
3/9	at Oklahoma Panhandle State * (7)	W, 10-2
3/9	at Oklahoma Panhandle State * (7)	W, 11-9
3/10	at Oklahoma Panhandle State * (7)	W, 6-0
3/10	at Oklahoma Panhandle State * (7)	W, 5-3
3/17	at Central Washington (9)	L, 11-1
3/17	at Central Washington (7)	W, 3-2
3/18	at Central Washington (9)	L, 7-4
3/18	at Central Washington (7)	W, 4-2
3/23	at Lincoln * (7)	L, 7-2
3/23	at Lincoln * (7)	W, 11-7
3/24	at Lincoln * (7)	W, 7-1
3/24	at Lincoln * (7)	W, 4-3
3/31	Oklahoma Panhandle State * (7)	cancelled
3/31	Oklahoma Panhandle State * (7)	cancelled
4/1	Oklahoma Panhandle State * (7)	cancelled

Year-By-Year Results

4/1	Oklahoma Panhandle State * (7)	cancelled	3/25	Colorado Christian (7)	W, 8-5
4/5	Texas A&M-International (7)	cancelled	3/26	Colorado Christian (9)	W, 11-10
4/5	Texas A&M-International (7)	cancelled	3/28	at Northwest Nazarene* (9)	W, 15-9
4/6	Texas A&M-International (7)	cancelled	3/28	at Northwest Nazarene* (7)	L, 6-5
4/6	Texas A&M-International (7)	cancelled	3/29	at Northwest Nazarene* (9)	W, 6-1
4/13	Lincoln * (7)	W, 8-5	3/29	at Northwest Nazarene* (7)	L, 8-2
4/13	Lincoln * (7)	L, 4-1	4/2	Dickinson State (7)	L, 11-5
4/14	Lincoln * (7)	L, 12-9	4/2	Dickinson State (7)	W, 10-7
4/14	Lincoln * (7)	W, 8-1	4/5	Western Oregon* (9)	L, 15-1
4/15	Jamestown (7) 1:00 p.m.	W, 8-3	4/5	Western Oregon* (7)	L, 13-9
4/15	Jamestown (7) 3:30 p.m.	L, 10-4	4/6	Western Oregon* (9)	L, 7-3
4/16	Jamestown (7) 12:00 p.m.	L, 5-3	4/6	Western Oregon* (7)	L, 9-1
4/16	Jamestown (7) 2:30 p.m.	L, 3-2	4/9	Mary (7)	W, 6-5
4/20	St. Mary's * (7) 4:00 p.m.	L, 5-3	4/9	Mary (7)	L, 8-6
4/20	St. Mary's * (7) 6:30 p.m.	L, 5-2	4/12	at Northern Colorado (9)	L, 19-8
4/21	St. Mary's * (7) 1:00 p.m.	W, 5-1	4/13	at Northern Colorado (9)	L, 7-1
4/21	St. Mary's * (7) 3:30 p.m.	L, 6-5	4/13	at Northern Colorado (9)	L, 4-3
4/27	Incarnate Word * (7)	L, 7-2	4/19	Saint Martin's* (9)	L, 14-13
4/27	Incarnate Word * (7)	W, 7-2	4/19	Saint Martin's* (7)	L, 8-4
4/28	Incarnate Word * (7)	W, 9-8	4/20	Saint Martin's* (9)	Cancelled
4/28	Incarnate Word * (7)	L, 8-5	4/20	Saint Martin's* (7)	Cancelled
5/7	St. Edward's * (7)	L, 7-0	4/25	Northwest Nazarene* (9)	L, 9-7 (12)
5/7	St. Edward's * (7)	W, 9-8	4/25	Northwest Nazarene* (7)	L, 6-4
5/8	St. Edward's * (7)	L, 6-0	4/26	Northwest Nazarene* (9)	L, 12-8
5/8	St. Edward's * (7)	W, 10-8	4/26	Northwest Nazarene* (7)	W, 8-5

2008

14-38/ 5-25 GNAC

2/22	vs. University of British Columbia	W, 3-2
2/22	vs. Lewis-Clark State College	L, 18-5
2/23	vs. Western Oregon	L, 2-1
2/24	vs. Saint Martin's	L, 8-4
3/1	at RussMatt Invitational	TBA
3/2	vs. Madonna	W, 8-5
3/3	vs. St. Cloud State	L, 9-4
3/3	vs. St. Cloud State	W, 8-4

3/5	vs. Mayville State	L, 12-7
3/6	vs. Madonna	L, 5-0
3/6	vs. Madonna	L, 4-3 (9)
3/7	vs. Mary	L, 2-1
3/7	vs. Mary	W, 4-3
3/15	at Saint Martin's* (9)	L, 12-6
3/15	at Saint Martin's* (7)	L, 10-4
3/16	at Saint Martin's* (9)	L, 13-3
3/16	at Saint Martin's* (7)	L, 11-7
3/22	at Central Washington* (9)	L, 4-1
3/22	at Central Washington* (7)	L, 8-2
3/23	at Central Washington* (9)	L, 11-1
3/23	at Central Washington* (7)	L, 6-1
3/25	Colorado Christian (7)	W, 4-2

5/3	Central Washington* (9)	L, 12-4
5/3	Central Washington* (7)	W, 7-5
5/4	Central Washington* (9)	L, 13-9
5/4	Central Washington* (7)	L, 15-5
5/9	at Western Oregon * (9)	L, 5-3
5/9	at Western Oregon * (7)	L, 6-4
5/10	at Western Oregon * (9)	W, 4-3
5/10	at Western Oregon * (7)	L, 3-2

2009

24-28/ 16-16 GNAC

2/13	at Metro State (9)	W, 8-4
2/14	at Metro State (9)	L, 5-2
2/15	at Metro State (7)	L, 6-4
2/15	at Metro State (7)	L, 2-1
2/20	at Northern Colorado (9)	L, 7-6
2/21	at Northern Colorado (9)	L, 14-10
2/21	at Northern Colorado (7)	L, 7-2
2/22	at Northern Colorado (9)	L, 16-7
2/27	at Grand Canyon (7)	L, 7-2
2/27	at Grand Canyon (7)	W, 2-1
2/28	at Grand Canyon (7)	W, 14-9
2/28	at Grand Canyon (7)	W, 14-8
3/1	vs. University of Mary (7)	W, 10-5
3/1	vs. University of Mary (7)	L, 4-2

Year-By-Year Results

3/2	vs. University of Mary (7)	W, 13-1	3/1	at Dixie State (7)	W, 2-1
3/2	vs. University of Mary (7)	L, 8-4	3/1	at Dixie State (7)	L, 5-1
3/6	at Northwest Nazarene* (9)	W, 10-3	3/3	vs. Cal State-Monterey Bay (9)	L, 7-5
3/6	at Northwest Nazarene* (7)	W, 4-2	3/6	at Saint Martin's* (9)	L, 7-6
3/7	at Northwest Nazarene* (9)	W, 6-4	3/6	at Saint Martin's* (7)	W, 1-0
3/7	at Northwest Nazarene* (7)	W, 4-1	3/7	at Saint Martin's* (9)	L, 10-5
3/13	at Central Washington* (9)	L, 2-0	3/7	at Saint Martin's* (7)	W, 7-1
3/13	at Central Washington* (7)	W, 4-2	3/13	at Western Oregon* (9)	L, 10-0
3/14	at Central Washington* (9)	W, 12-2	3/13	at Western Oregon* (7)	W, 4-3
3/14	at Central Washington* (7)	W, 8-0	3/14	at Western Oregon* (9)	L, 12-0
3/20	Saint Martin's* (9)	L, 7-4	3/14	at Western Oregon* (7)	W, 15-11
3/20	Saint Martin's* (7)	W, 9-5	3/19	at Northwest Nazarene* (9)	L, 13-3
3/21	Saint Martin's* (9)	L, 15-9	3/19	at Northwest Nazarene* (7)	W, 5-4 (8)
3/21	Saint Martin's* (7)	L, 8-7	3/20	at Northwest Nazarene* (9)	L, 11-7
3/31	Colorado Christian (7)	Cancelled	3/20	at Northwest Nazarene* (7)	L, 9-5
3/31	Colorado Christian (7)	Cancelled	3/26	Central Washington* (9)	L, 15-3
4/1	Colorado Christian (9)	Cancelled	3/26	Central Washington* (7)	W, 5-3
4/4	at Western Oregon* (9)	L, 16-9	3/27	Central Washington* (9)	L, 31-15
4/4	at Western Oregon* (7)	L, 16-0	3/27	Central Washington* (7)	W, 13-12
4/5	at Western Oregon* (9)	L, 5-2	4/2	at Northern Colorado (9)	L, 13-5
4/5	at Western Oregon* (7)	L, 2-1 (8)	4/3	at Northern Colorado (9)	L, 13-11
4/10	Northwest Nazarene* (9)	W, 6-3	4/4	at Northern Colorado (9)	L, 2-0
4/10	Northwest Nazarene* (7)	W, 6-5	4/10	Saint Martin's* (9)	L, 7-6
4/11	Northwest Nazarene* (9)	W, 6-1	4/10	Saint Martin's* (7)	L, 15-10
4/11	Northwest Nazarene* (7)	L, 5-2	4/11	Saint Martin's* (9)	L, 14-7
4/19	Central Washington* (9)	W, 9-3	4/11	Saint Martin's* (7)	L, 5-1
4/19	Central Washington* (7)	W, 11-9	4/16	Western Oregon* (9)	L, 22-2
4/20	Central Washington* (9)	L, 15-8	4/16	Western Oregon* (7)	L, 9-1
4/20	Central Washington* (7)	W, 3-2	4/17	Western Oregon* (9)	L, 16-4
4/24	at Saint Martin's* (9)	L, 2-1	4/17	Western Oregon* (7)	L, 6-3
4/24	at Saint Martin's* (7)	L, 8-0	4/21	Miles CC (Exhibition) 4:00 p.m.	L, 13-7
4/25	at Saint Martin's* (9)	L, 3-2	4/21	Miles CC (Exhibition) 6:00 p.m.	W, 7-6
4/25	at Saint Martin's* (7)	W, 8-3	4/23	Northwest Nazarene* (9)	L, 6-1
5/2	Bemidji State (7)	L, 9-5	4/23	Northwest Nazarene* (7)	L, 6-4
5/2	Bemidji State (7)	W, 7-3	4/24	Northwest Nazarene* (9)	L, 7-3
5/3	Bemidji State (7)	W, 3-2	4/24	Northwest Nazarene* (7)	L, 9-4
5/3	Bemidji State (7)	L, 7-5	4/30	Bemidji State (7)	Cancelled
5/7	Western Oregon* (9)	L, 8-1	4/30	Bemidji State (7)	Cancelled
5/7	Western Oregon* (7)	L, 15-5	5/1	Bemidji State (7)	W, 9-8
5/8	Western Oregon* (9)	W, 3-2	5/1	Bemidji State (7)	W, 12-3
5/8	Western Oregon* (7)	L, 4-3	5/7	at Central Washington* (9)	L, 5-4
			5/7	at Central Washington* (7)	L, 3-1
			5/8	at Central Washington* (9)	W, 12-10
			5/8	at Central Washington* (7)	L, 4-2

2010

11-35/ 8-24 GNAC

2/24	at Grand Canyon (7)	L, 4-2
2/24	at Grand Canyon (7)	L, 19-4
2/25	at Grand Canyon (7)	L, 7-1
2/25	at Grand Canyon (7)	L, 12-11
2/28	at Dixie State (7)	L, 8-1
2/28	at Dixie State (7)	L, 15-3

2011

18-29/ 9-23 GNAC

2/12	at CSU - Pueblo (DH)	L 4-6, L 5-6
2/13	at CSU - Pueblo (DH)	W 21-15, W 6-5
2/19	Regis Univ. (DH)	W 6-5, L 2-9

Year-By-Year Results

2/20	Regis Univ. (DH)	W 18-4, W 8-7	5/5	at Central Wash. Univ. (DH)	W 9-8, L 1-4
2/27	at Cal. State - Chico (DH)	L 2-4, L 5-10	5/11	#8 Western Ore. Univ. (DH)	L 4-9, L 4-6
2/28	at Cal. State - Chico, CA	L 4-5	5/12	#8 Western Ore. Univ. (DH)	L 0-18, L 3-11

3/3 at College of Idaho (DH) W 3-2, W 3-1

3/13 at Saint Martin's Univ. (DH) L 1-3, L 0-4

3/14 at Saint Martin's Univ. (DH) L 7-9, L 2-5

3/18 at NW Nazarene Univ. (DH) L 3-7, W 6-5

3/19 at NW Nazarene Univ. (DH) W 6-5, L 1-2 (10)

3/29 Colorado Christian Univ. (DH) Cancelled

3/30 Colorado Christian Univ. Cancelled

4/1 at Central Wash. Univ. (DH) W 3-0, W 4-2

4/2 at Central Wash. Univ. (DH) L 3-8, W 11-5

4/6 Minot State Univ. (N.D.) (DH) W 7-6 (9), W 4-2

4/10 Saint Martin's Univ. (DH) L 6-9 , L 5-6

4/11 Saint Martin's Univ. (DH) L 2-7, L 5-8

4/15 NW Nazarene Univ. (DH) L 4-7, L 0-6

4/16 NW Nazarene Univ. (DH) W 4-3 (13), W 2-1

4/23 Western Oregon Univ. (DH) L 1-12, L 5-11

4/24 Western Oregon Univ. (DH) L 1-13, L 1-5

5/6 Central Wash. Univ. (DH) W 8-5 , W 11-8

5/7 Central Wash. Univ. (DH) L 5-18, L 3-5

5/13 at Western Oregon Univ. (DH) L 1-2, L 2-8

5/14 at Western Oregon Univ. (DH) L 0-3, L 0-3

2012

22-24/ 13-19 GNAC

2/17 at CSU - Pueblo W 7-5

2/18 at CSU - Pueblo L 1-2

2/18 at CSU - Pueblo L 3-12

2/19 at CSU - Pueblo W 7-2

3/4 at Dixie State (DH) L 3-14, L 2-4

3/5 at Dixie State (DH) W 7-6, L 0-5

3/9 at Saint Martin's Univ. (DH) L 8-9, L 7-9

3/10 at Saint Martin's Univ. (DH) L 3-4 (10), W 7-4

3/19 at NW Nazarene Univ. (DH) L 0-1, L 2-13

3/24 Minot State Univ. (DH) W 8-4, W 6-5 (11)

3/25 Minot State University (DH) W 8-2, W 4-0

3/30 Central Wash. Univ. (DH) W 11-10, W 4-2

3/31 Central Wash. Univ. (DH) L 12-15, W 6-5

4/7 at #26 Western Ore. Univ. (DH) L 4-10, L 1-5

4/8 at #26 Western Ore. Univ. (DH) L 0-12, L 0-5

4/10 Dickinson State Univ. (DH) W 7-4, W 5-1

4/14 Saint Martin's Univ. (DH) L 5-8, W 12-5

4/15 Saint Martin's Univ. (DH) L 0-1, W 1-0

4/19 NW Nazarene Univ. (DH) W 9-7, L 2-3

4/20 NW Nazarene Univ. (DH) L 5-12, W 6-5 (14)

4/21 NW Nazarene Univ. (DH) W 1-0, W 5-3

4/28 Univ. of Sioux Falls (DH) Canceled

4/29 Univ. of Sioux Falls (DH) Canceled

5/4 at Central Wash. Univ. (DH) W 6-2, W 7-5

2013

21-27-1/ 17-14 GNAC

2/8 Dakota Wesleyan Univ. (S.D.)* W 9-3

2/8 Dakota Wesleyan Univ. (S.D.)* T 4-4

2/9 Missouri Southern State University* L 3-10

2/9 Missouri Southern State University* L 4-7

2/10 Missouri Southern State University* L 6-11

2/10 Missouri Southern State University* L 3-7

2/15 at Colorado Mesa University W 5-2

2/16 at Colorado Mesa University L 2-12

2/16 at Colorado Mesa University L 2-6

2/17 at Colorado Mesa University L 12-14

2/22 at #24 Dixie State College of Utah L 4-8

2/22 at #24 Dixie State College of Utah L 1-5

2/23 at #24 Dixie State College of Utah L 2-4

2/24 at #24 Dixie State College of Utah L 6-17

3/2 at Western Oregon University L 2-3

3/2 at Western Oregon University L 1-7

3/3 at Western Oregon University W 5-1

3/3 at Western Oregon University L 1-2

3/5 at Linfield College W 10-5

3/7 at Concordia Univ. (Ore.) W 6-4

3/9 at Saint Martin's University W 5-2

3/9 at Saint Martin's University L 0-4

3/10 at Saint Martin's University W 10-1

3/10 at Saint Martin's University W 5-3

3/15 Northwest Nazarene University W 13-11

3/15 Northwest Nazarene University W 5-4

3/16 Northwest Nazarene University L 2-4

3/16 Northwest Nazarene University L 5-7

3/23 at Central Washington University W 5-2

3/23 at Central Washington University W 5-3

3/24 at Central Washington University L 6-7

3/24 at Central Washington University L 4-8

4/6 Western Oregon University W 8-7

4/6 Western Oregon University L 10-12

4/7 Western Oregon University L 18-22

4/7 Western Oregon University W 9-6

4/13 Saint Martin's University L 2-3

4/14 Saint Martin's University W 5-2

4/14 Saint Martin's University W 5-3

4/15 Saint Martin's University Canceled

4/19 at Northwest Nazarene University L 11-13

4/19 at Northwest Nazarene University L 2-7

4/20 at Northwest Nazarene University W 8-2

4/20 at Northwest Nazarene University W 16-0

Year-By-Year Results

4/23	Dickinson State University (N.D.)	Canceled	4/19	Saint Martin's	L 8-6
4/23	Dickinson State University (N.D.)	Canceled	4/25	Central Washington	W 15-7
4/26	Central Washington University	L 7-17	4/25	Central Washington	L 10-0
4/26	Central Washington University	W 20-8	4/26	Central Washington	L 20-6
4/27	Central Washington University	W 15-4	4/26	Central Washington	L 7-3
4/27	Central Washington University	W 8-7	5/1	vs. Northwest Nazarene	W 17-8
Great Northwest Athletic Conference Tournament			5/1	Northwest Nazarene	W 5-4
5/9	Western Oregon University - Monmouth, OR	L 0-7	5/2	Northwest Nazarene	L 10-1
5/9	Central Washington Univ. - Monmouth, OR	L 5-6	5/2	Northwest Nazarene	L 2-1
			5/3	Northwest Nazarene	W 6-5
			5/3	Northwest Nazarene	W 3-2

* Metrodome Classic - Minneapolis, Minn.

2014

16-30/ 7-11 GNAC

2/15	at Lewis-Clark State	L 5-4
2/15	at Lewis-Clark State	L 20-6
2/16	at Lewis-Clark State	L 9-2
2/16	at Lewis-Clark State	L 4-1
2/21	at Dixie State	L 2-1
2/22	at Dixie State	L 6-4
2/22	at Dixie State	W 5-4
2/23	at Dixie State	L 9-3
2/28	vs. Lewis-Clark State	L 3-1
2/28	at Concordia	L 3-1
3/1	vs. British Columbia	L 8-2
3/3	at Concordia	L 6-5
3/7	at Western Oregon	L 9-1
3/7	at Western Oregon	L 5-4
3/8	at Western Oregon	W 7-4
3/8	at Western Oregon	L 8-0
3/14	at Saint Martin's	L 12-4
3/14	at Saint Martin's	L 3-2
3/15	at Saint Martin's	W 8-5
3/15	at Saint Martin's	W 11-5
3/22	at Central Washington	W 8-2
3/22	at Central Washington	L 8-2
3/23	at Central Washington	L 5-3
3/23	at Central Washington	W 10-3
3/28	at Northwest Nazarene	W 16-7
3/28	at Northwest Nazarene	L 6-3
4/8	Dickinson State	W 14-5
4/8	Dickinson State	W 17-1
4/11	Western Oregon	L 8-3
4/11	Western Oregon	L 6-4
4/12	Western Oregon	W 9-4
4/12	Western Oregon	L 11-8
4/18	Saint Martin's	W 8-7
4/18	Saint Martin's	L 4-3
4/19	Saint Martin's	L 21-7



Senior Blake Loran

MONTANA STATE BILLINGS BASEBALL HONORS

Daktronics NCAA Division II

All-American

2014 Brody Miller HM

NCBWA NCAA Division II

All-American

2014 Brody Miller 3rd

Daktronics NCAA Division II

All-West Region

2014 Brody Miller 1st
2013 Colby Robison 2nd
2011 Colby Robison 2nd

NCBWA NCAA Division II

All-West Region

2014 Brody Miller 1st
2013 Colby Robison 1st
Drew Fosnes HM
2011 Colby Robison 2nd
Jeff Ridgeway HM

NCAA DII

All-South Central Region

2012 Blake Loran

Rawlings/ABCA Division II

West All-Region

2013 Colby Robison 2nd

Capital One NCAA DII

Academic All-District 8

2007 Ben Lewerke 2nd

GNAC Player of the Year

2014 Brody Miller

All-GNAC

(Great Northwest Athletic Conference)

2014 Brody Miller 1st
Kevin Toon 1st
Luke Reinschmidt 1st
Jake Mills 2nd
Brady Muller HM
Bret Bitow HM
2013 Drew Fosnes 1st
Brady Muller 1st
Colby Robison 1st
Brody Miller 2nd
Austin Rue 2nd
Mack Unruh 2nd
Travis Vincent 2nd
2012 Ty Gilmore 2nd
Samuel Paterson 2nd
Colby Robison 2nd
Matt Eames HM

Blake Loran HM

Brady Muller HM

Bobby Ragasa HM

2011 Jeff Ridgeway 1st

Colby Robison 1st

Jordan Kessler 2nd

2010 Brian Hutchings HM

Brian Dukart 2nd

Kody Kennedy 2nd

Jaret Chatwood HM

Jordan Kessler HM

Chris Round HM

Matt Schoonover HM

2009 Nick Harris 1st

Stefan Malkuch 1st

Cole Pryor 1st

Matt Schoonover 2nd

Steve Scott 2nd

Andrew Hernandez HM

Brian Howe HM

Archie Smith HM

Joe Via HM

2008 Jonathan Schlender 1st

Levi Johnson 2nd

Jeff Ridgeway HM

GNAC All-Academic

2014 Joe Andriolo

Lucas Blehm

Lee Busto

Steven DeYoung

Blake Loran

Brady Muller

2013 Brady Muller

Orrin Pyrah

2012 Brian Hutchings

Blake Loran

Zachary Smith

2011 Brian Hutchings

Jeff Ridgeway

2010 Jeff Ridgeway

Matt Schoonover

2009 Levi Johnson

Matt Schoonover

Steve Scott

2008 Matt Schoonover

NCBWA West Region

Player of the Week

2013 Brody Miller Apr. 1-7

Colby Robison Apr. 22-28

GNAC Pitchers-of-the-Week

2014 Matt Eames Feb. 17-23

2013 Joe Andriolo Feb. 23-Mar. 3

Samuel Paterson Apr. 15-21

Travis Vincent Mar. 11-17

2012 Bobby Ragasa Apr. 23

Matt Eames Apr. 16

Brian Hutchings Apr. 2

2011 Kody Kennedy Apr. 4

2010 Kody Kennedy Mar. 8

Archie Smith Mar. 2

2009 Brian Howe Apr. 12

Steve Scott Mar. 15

Steve Scott Mar. 8

2008 Steve Scott Mar. 31

Steve Scott Mar. 10

GNAC Players-of-the-Week

2014 Brad Birch Feb. 17-23

Kevin Toon Mar. 10-16

Luke Reinschmidt Mar. 24-30

Brad Birch Apr. 28-M.4

2013 Brody Miller Apr. 1-7

Colby Robison Mar. 4-10

Colby Robison Apr. 22-28

Austin Rue Mar. 18-24

2012 Ty Gilmore Apr. 23

Blake Loran Apr. 2

2011 Colby Robison Feb. 15

Jeff Ridgeway Mar. 22

Jeff Ridgeway May 9

2010 Brian Dukart Mar. 15

Kevin Zukaitis May 3

2009 Brian Dukart Mar. 1

Stefan Malkuch Mar. 8

Stefan Malkuch Mar. 15

Stefan Malkuch Apr. 12

2008 Jonathan Schlender Mar. 31



Senior Bret Bitow

Awards & Honors

All-Heartland Conference


2007	Ben Lewerke	1st
	Kyle Pryor	1st
	Matt Schoonover	1st
	Mike Cease	2nd
	Nick Hoskyn	2nd
	Jake Samuelson	2nd
2006	Mike Wardell	1st
	Kyle McBride	2nd
	Jake Samuelson	2nd

Heartland Conference Pitchers-of-the-Week

2007	Ben Lewerke	Mar. 19
	Brian Strom	Mar. 12
	Mike Cease	Mar. 5
	Ben Lewerke	Feb. 19
2006	Kyle McBride	Apr. 24
	Kyle McBride	Apr. 17
	Kyle McBride	Apr. 3
	David Ducharme	Mar. 27
	Ben Lewerke	Mar. 27

Heartland Conference Players-of-the-Week

2007	Matt Schoonover	Apr. 9
2006	Matt Kakalecik	Apr. 3



Sophomore Casey Merritt



Senior Conner Holbrook

MSUB Hall of Fame

Name (Class)	Sport/Affiliation	Ind. Year	Name (Class)	Sport/Affiliation	Ind. Year
Dr. Megan (Plank) Holden	Women's Soccer	2014	Sherry (McQuinn) Breidenbach	Women's Basketball	1999
Dr. Jim Elliot	Service & Distinction	2014	Don Blankenship	Cross Country/ Track	1999
Heidi Lehman	Women's Tennis	2014	Blase Dilulo	Football	1999
Pryor Orser	Coach (MBB)	2014	Pat Douglas	Coach	1999
Jeff Andresen	Gymnastics	2013	Larry Noonan	Football	1999
Theresa Campbell	Softball	2013	Allen Rohrback	Gymnastics	1999
Alicia Cazemier	Volleyball	2013	Terri (Wiederrick) Hein	Women's Basketball	1998
Markus Hallgrimson	Men's Basketball	2013	Pete Conway	Men's Basketball	1998
Ally Stroup	Women's Soccer	2013	James Dow	Football	1998
Michelle (Lieber) Rodgers	Women's Basketball	2012	Elwood "Woody" Hahn	Service & Distinction	1998
Jeff Aumend	Coach (Softball)	2012	Ron Osborne	Men's Basketball	1998
Gary Monahan	Football	2012	James Polich	Coach (Baseball)	1998
Cameron Munoz	Men's Basketball	2012	Shelly (Altrogge) Emerson	Women's Basketball	1997
Joey (Ehnes) Egan	Softball	2011	Lynn Ahrens	Football	1997
Robyn (Milne) Blindwoman	Women's Basketball	2011	Freeman Blade	Men's Basketball	1997
Mike Mullowney	Football	2011	Jim Downs	Cross Country	1997
Dennis Whitmore	Service & Distinction	2011	Delmar Fried	Coach	1997
Margot (Merrill) Johnson	Women's Soccer	2010	Jeffrey L. Griffeth	Gymnastics	1997
Natalie Visger	Women's Basketball	2010	Bill Hill	Football	1997
Dominic Washington	Men's Basketball	2010	Russ Powers	Men's Basketball	1997
Henry "Charley" Williams	Football	2010	Laura Sundheim	Coach	1997
Greg Anderson	Gymnastics	2009	Randal J. Ecker	Football	1996
Mike Conroy	Coach (MBB)	2009	Gene Espeland	Coach	1996
Gina Langer	Volleyball	2009	Patti Jo Eubank	Women's Basketball	1996
Roy McPipe	Men's Basketball	2009	Dr. Richard Gruber	Service & Distinction	1996
1998-99 Women's Basketball Team		2009	Stephanie Hannah	Volleyball	1996
Abby (Farmer) Wright	Women's Soccer	2008	Darrell W. Hill	Men's Basketball	1996
Codi (Schmitz) Austreim	Women's Basketball	2008	Kas Ione	Men's Basketball	1996
Bart Bauer	Men's Basketball	2008	Douglas Linehan	Football	1996
John Kramer	Gymnastics	2008	Dr. Harold "Shorty" Alterowitz	Coach (MBB)	1995
Jamie Stevens	Men's Basketball	2008	Thomas Downey	Service & Distinction	1995
Titus Warmesley	Men's Basketball	2008	Ernie Fortney	Men's Basketball	1995
Jeff Andrade	Men's Basketball	2007	Evonne Goroski-Bird	Women's Basketball	1995
Hal Halvorson	Gymnastics	2007	James N. Noennig	Men's Basketball	1995
Kamee Love	Softball	2007	Theresa O'Donnell-Ulrich	Women's Basketball	1995
1986-87 Men's Basketball Team		2007	Jay Shaw	Coach (Gymnastics)	1995
Alicia (Cahill) Hutzenbiler	Women's Basketball	2006	John Patrick Smith	Coach (Football)	1995
Iona (Fortier) Stookey	Volleyball	2006	John Strange	Baseball	1995
Ted Anderson	Coach (WBB)	2006	William "Wondo" Wondolowski	Football	1995
Mark Hamilton	Men's Basketball	2006	Kelli (Kenyon) Stone	Women's Basketball	1994
Ray C. Shaffer	Men's Basketball	2006	William "Billy" Foster	Men's Basketball	1994
Lori (Fries) Henrickson	Women's Basketball	2005	Reid Hagen	Service & Distinction	1994
Amy (Winslow) Pfeifle	Women's Basketball	2005	Larry Hanft	Football	1994
Robert Anderson	Gymnastics	2005	William "Bill" Hilton	Football	1994
Robert Barber	Men's Volleyball	2005	Robert E. Lee	Coach	1994
Fred Harrison	Men's Basketball	2005	Harvey Munford	Men's Basketball	1994
Frank McCarthy	Coach (WBB)	2005	John Polich	Coach	1994
Michelle (Taylor) Lipp	Cross Country	2004	Deb Prevost	Women's Basketball	1994
Dr. Rick Billstein	Baseball	2004	Joe Rinella	Men's Basketball	1994
Cal Crawley	Gymnastics	2004	Jim Soft	Men's Basketball	1994
Megan Dickerson	Women's Basketball	2004	Oscar Wirtala	Men's Basketball	1994
Dr. Ronald Sexton	Baseball	2004	Darcy Conway	Women's Basketball	1993
Heather (Reiter) Elkin	Women's Basketball	2003	Dennis Maggert	Football/Baseball	1993
Wayne Beddow	Baseball	2003	James C. Michel	Football/Baseball	1993
Bob Deming	Baseball	2003	Gordon Real Bird	Coach	1993
David S. Harness	Gymnastics	2003	Vic Uffelman	Wrestling	1993
Rishay Vollertsen	Men's Volleyball	2003	Nels Christiansen	Coach	1992
Deb (Dianda) Bradburn	Women's Basketball	2002	Larry Jordan	Football/Rodeo	1992
Brandy (Hamblin) Hansen	Women's Basketball	2002	Ron Kowalski	Coach	1992
Curt Brott	Men's Basketball	2002	John Navasio	Football	1992
Dave Klarich	Tennis	2002	Paul Carpenter	Track & Field	1991
Brent Montague	Men's Basketball	2002	Paul Champlin	Football	1991
Bob Uffelman	Wrestling	2002	Kelly Crisp	Gymnastics	1991
Tera (Silvius) Morton	Women's Basketball	2001	Harry L. "Mike" Harkins	Coach (MBB)	1991
Gary Gray	Men's Volleyball	2001	Alice Ritzman	Women's Basketball	1991
Jim Haugen	Service & Distinction	2001	Al Walker	Men's Basketball	1991
Dan Korber	Football	2001	Oscar Bjorgum Sr.	Coach (MBB)	1990
Leo Lapito	Gymnastics	2001	Gene Brosovich	Football	1990
Harold Miller	Men's Basketball	2001	Ronald E. Ewing	Football	1990
Colleen (Day) Wiechman	Women's Basketball	2000	Richard M. Harkins	Football	1990
Dave Blair	Men's Volleyball	2000	Les Heins	Men's Basketball	1990
Don James	Service & Distinction	2000	Loren L. Soft	Football	1990
Tom Osborne	Men's Basketball	2000	Bart Templeman	Football	1990
Greg Schamens	Gymnastics	2000			

Dehler Park



Dehler Park is Billings' ballpark. The park features 2,571 individual stadium seats, 500 bleacher seats and grass berms at the end of each baseline. The park is home to not only the Yellowjacket baseball team, but is also the home to high school legion ball and the Billings Mustangs, a short season affiliate of the Cincinnati Reds.

The playing field is recessed eight feet below street level, allowing for a concourse above the seating bowl that completely circles the playing field. On the concourse, each baseline has modern amenities including concession stands and restrooms that are greatly expanded.

Additionally, the Dehler Park concourse includes a "Picnic Pavilion" for barbecues and large group outings, and a "Kid Zone" play area for children.

Dehler Park Quick Facts


Address: 2611 9th Avenue North Billings MT 59101

Dimensions: 329' LF, 410' CF, 350' RF

Fixed Seating Capacity: 3,071

Directions

From Interstate 90, take the 27th Street Exit (Exit # 450) and head north on 27th Street. Travel about two miles to the intersection of North 27th Street and Ninth Avenue North and turn right. Dehler Park is located immediately to the left.



MSUB Athletic Department Administration



Krista Montague
*Director of
 Intercollegiate
 Athletics/ SWA
 12th year, 2nd as AD*



Denise Wynia
*Administrative
 Assistant
 12th year*



Brent Montague
*Director of
 Development
 8th year*



Michael Bazemore
*Director of
 Compliance/
 Internal Operations
 2nd year*



Dr. Scott Harris
*Faculty Athletic
 Representative*



Evan O'Kelly
*Director of
 Communications
 1st year*



Birgitta Gray
*Assistant
 Director of
 Communications
 2nd year*



James Catlin
*Operations
 Coordinator
 2nd year*



Bekah Gasner
*NCAA Compliance
 Coordinator
 2nd year*



Gina Herbert
*Accountant
 7th year*



Tom Ebel
*Head Athletic
 Trainer
 3rd year*




Lindsay Sullivan
*Assistant
 Athletic Trainer
 3rd year*



Elizabeth Davis
*Grad. Assistant
 Athletic Trainer
 2nd year*



Dr. James Elliot
*Team Doctor/
 Orthopedic Surgeon*



Nich Pertuit
*Head Strength &
 Conditioning Coach
 1st year*

MSUB Athletic Department Coaches



Lisa Allen
Head Softball
4th year



Lisa Axel
Head Volleyball
3rd year



Alex Balog
Head M. Soccer
2nd year



Chelsea Banis
G.A. WBB
1st Year



Rob Bishop
Head Baseball
5th year



Stephen Cavallo
Asst. W. Soccer
1st year



Thomas Chameraud
G.A. M. Soccer
2nd year



Nick Collins
Asst. Track/
Field
4th year



Dave Coppock
Head Track/XC
26th year



Marcus Drange
Asst. Golf
1st year



Kavindu Gamage
Asst. Tennis
1st year



Bekah Gasner
Asst. Softball
4th year



Jessica Hart
Head Cheer
2nd year



Jenny Heringer
Asst. WBB
2nd year



Rhett Hightower
Asst. Golf
2nd year



Trent Hooper
Asst. XC
5th year



Becky King
Head Tennis
1st year



Wojtek Krakowiak
Head W. Soccer
5th year



Parker Kruckenberg
Asst. Baseball
1st year



Conner Moe
Asst. M. Soccer
2nd year



Mandy Morales
Asst. WBB
1st year



Tyler Moriarty
Asst. M. Soccer
2nd year



Darren Nye
G.A.
M. Basketball
2nd year



Shawn O'Brien
Head Golf
6th year



Austin Rue
Asst. Baseball
2nd year



Brad Schmit
Asst.
M. Basketball
2nd year



Jamie Stevens
Head
M. Basketball
4th year



Kevin Woodin
Head
W. Basketball
11th year

We know that we are role models.

**We respect our teammates, our opponents,
our game and those who support it.**


**We strive to create a family-friendly
environment during our contests.**

We seek a partnership with our community.



**As Division II student-athletes, we commit
to sportsmanship and ethical conduct
by demonstrating fair play, responsibility
and respect.**

We invite you to support our effort.



A message from the Division II Student-Athlete Advisory Committee
NCAA is a trademark of the National Collegiate Athletic Association.

DII

FACTS AND FIGURES

Life in the Balance

Higher education has lasting importance on an individual's future success. For this reason, the emphasis on the student-athlete experience in Division II is a comprehensive program of learning and development in a personal setting. The Division II approach provides growth opportunities through academic achievement, learning in high-level athletics competition and development of positive societal attitudes in service to community. The balance and integration of these different areas of learning opportunity provide Division II student-athletes a path to graduation, while cultivating a variety of skills and knowledge for life ahead.

292

Active members

9

Schools in provisional year

8

Schools in candidacy year two

5

Schools in candidacy year one

50/50

Percentage of public vs. private
(active members only)

Undergraduate enrollment:

546,255

Men—(44 percent)

708,108

Women—(56 percent)

Number of student-athletes:

64,109

Men—(59 percent)

44,961

Women—(41 percent)

Sports sponsorship average:

6.9

Men's

7.9

Women's

Number of DII championships:

12

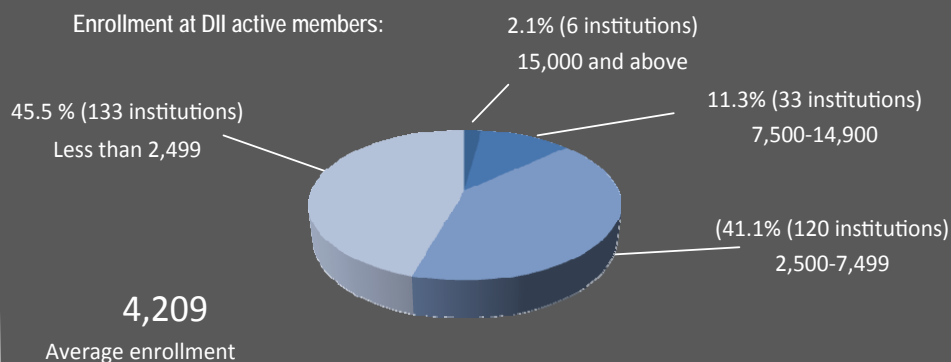
Men

13

Women

(7,932 participants) (7,981 participants)

Enrollment at DII active members:



Average number of student-athletes:

421

(265 men; 156 women)

Schools with football

264

(136 men ; 128 women)

Schools without football

Median Total Expenses by Quartile

	With Football	Without Football
1st Quartile of Schools	\$8,024,000	\$6,814,000
2nd Quartile of Schools	\$5,976,000	\$4,466,000
3rd Quartile of Schools	\$4,766,000	\$3,478,000
4th Quartile of Schools	\$3,196,000	\$2,432,000
Overall Median	\$5,260,000	\$4,014,000

Average Division II Federal Graduation Rates vs.
Academic Success Rates
(2003-06 Entering Cohorts)

Student Body	Student-Athlete	
Federal Rate	Federal Rate	ASR
48%	54%	71%