



YELLOWJACKETS



2014-15 MSUB Women's Basketball
Media Guide
@MSUBWBB
#MSUBWBB

2014-15 MSUB Women's Basketball

Quick Facts

University Information

Location: Billings, MT
Address: 1500 University Drive 59101
Established: 1927
Enrollment: 5,335
Chancellor: Dr. Mark Nook
University Website: www.msubillings.edu

Yellowjacket Athletics Information

Affiliation: NCAA Division II
Conference: Great Northwest Athletic Conference
Colors: Navy, Gold
Nickname: Yellowjackets
Faculty Athletic Representative: Dr. Scott Harris
Athletic Director/SWA: Krista Montague
Sports Information Contact: Birgitta Gray
Phone: 406-896-5917
Email: birgitta.gray@msubillings.edu
Athletics Website: www.msubsports.com
MSUB Sports on Twitter: @MSUBSports
MSUB Sports on Facebook: MSUB Sports
MSUB Sports on Instagram: MSUB Sports
MSUB Sports on YouTube: MSUB Sports

MSUB Women's Basketball Staff

Head Coach: Kevin Woodin, 11th season
Overall Record: 175-111
Phone: 406-657-2368
Email: kwoodin@msubillings.edu
Assistant Coach: Jenny Heringer
Phone: 406-671-1205
Email: jenny.heringer@msubillings.edu
Assistant Coach: Mandy Morales
Phone: 406-690-1505
Email: mandymorales@gmail.com
Graduate Assistant: Chelsea Banis
Phone: 406-781-1285
Email: chelseabanis@hotmail.com
Athletic Trainer: Lindsay Sullivan
Phone: 406-896-5922
Email: lindsay.sullivan@msubillings.edu

MSUB Women's Basketball History

First Year of women's basketball: 1974
All-time record: 699-397
NCAA appearances: 13; 1986; 93; 95-00; 01-02; 04; 06; 13

MSUB Women's Basketball Team Information

2013-14 Record: 25-8 (15-3 GNAC, 1st)
Home Court: Alterowitz Gymnasium
Returning Starters/Lost: 4/3
Returners/Lost: 10/5
Newcomers: 5
Redshirts: 0
Twitter: @MSUBWBB
Facebook: MSUB Women's Basketball

Contents

About MSUB

About MSUB.....	3
2014-15 Schedule.....	4
About MSUB Sports.....	5
Letter From AD Krista Montague.....	6
2014-15 GNAC Championships.....	7

Yellowjacket Coaching

All-Time Coaching Records	8
Head Coach Kevin Woodin	9
Assistant Coaches.....	10

2014-15 Season

2014-15 Season Preview	13
2014-15 Roster	16
2014-15 Profiles	17

2013-14 Season

2013-14 Season Review	27
2013-14 Statistics	28

Program History

Record Book.....	29
All-Time Award Winners.....	32
All-Time Record vs. Opponents.....	34
Year-By-Year Records.....	43
All-Time Roster	53

Yellowjacket Athletics

MSUB Hall of Fame	55
Alterowitz Gym	56
MSUB Athletic Administrators	57
MSUB Athletic Coaches	58
NCAA Division II Statement.....	59

About MSUB

Montana State University Billings is a comprehensive public four-year higher education institution located in Montana's largest population center, whose faculty is actively engaged in teaching, research, creative endeavors and public service. The University opened in 1927 and was initially called Eastern Montana State Normal School at Billings and was established to prepare teachers for elementary schools in Eastern Montana. MSU Billings has grown, with the city of Billings and Yellowstone County, into the major urban comprehensive higher education center of south central Montana. The University consists of five colleges on two campuses: the College of Arts and Sciences, the College of Business, the College of Education, the College of Allied Health Professions and City College, which serves the comprehensive two-year mission of the University on a campus seven miles west of the University Campus. MSU Billings offers a full complement of one- and two-year certificate programs, associate degrees, and bachelor and master degrees, as well as pre-professional academic offerings in nearly 100 academic areas; and features 23 programs that are totally available online.

Several academic programs are unique to the Montana University System. MSU Billings Extended Campus also maintains a presence in Downtown Billings through outreach education to underserved populations, GED preparation, summer programs for children and short-term training/conference space.

MSU Billings is accredited by the Northwest Commission on Colleges & Universities. The MSU Billings College of Business is accredited by the Association to Advance Collegiate Schools of Business, whose standards are used as the basis to evaluate a business school's mission, operations, faculty qualifications and contributions, programs, and other critical areas. The MSU Billings College of Education is accredited by the National Council for the Accreditation of Teacher Education for preparing elementary and secondary teachers and school counselors through the Bachelor of Science and Master of Education degrees, and the Master of Science in Special Education degree. MSU Billings is also accredited by the National Association of Schools of Music, the National Association of Schools of Art and Design, the Commission on Accreditation of Athletic Training Education, and the Council on Rehabilitation Education. City College programs are approved by the National Institute for Automotive Excellence and the Montana Board of Nursing.



Public service is integral to the mission of the University. Its two primary public service entities are KEMC/Yellowstone Public Radio and the Montana Center for Inclusive Education, a comprehensive education, rehabilitation, and diagnostic center serving Montanans with disabilities.

2014-15 MSUB Women's Basketball Schedule

Day	Date	Opponent	Time (Local)
Tuesday	Oct. 28	at Carroll College (exh)	5:30 p.m.
Tuesday	Nov. 4	at Rocky Mountain College (exh)	7 p.m.
Friday	Nov. 14	at Colorado State University - Pueblo	5 p.m.
Saturday	Nov. 15	vs Western State Colorado University	1 p.m.
Tuesday	Nov. 18	at Chadron State	7 p.m.
Saturday	Nov. 22	Rocky Mountain College	7 p.m.
Tuesday	Nov. 25	at Hawaii Pacific University	4:30 p.m.
Thursday	Nov. 27	at University of Hawaii - Hilo	1 p.m.
Friday	Nov. 28	at Chaminade University	5 p.m.
Thursday	Dec. 4	University of Alaska Anchorage*	7 p.m.
Saturday	Dec. 6	University of Alaska Fairbanks*	7 p.m.
Saturday	Dec. 13	Jamestown College	7 p.m.
Monday	Dec. 15	at Montana State University (exh)	7 p.m.
Thursday	Dec. 18	South Dakota School of Mines	7:30 p.m.
Friday	Dec. 19	Montana Tech	7:30 p.m.
Thursday	Jan. 1	at Simon Fraser University*	7 p.m.
Saturday	Jan. 3	at Western Washington University*	7 p.m.
Saturday	Jan. 10	Seattle Pacific University*	7 p.m.
Thursday	Jan. 15	Central Washington University*	7 p.m.
Saturday	Jan. 17	Northwest Nazarene University*	7 p.m.
Thursday	Jan. 22	at Saint Martin's University*	7 p.m.
Saturday	Jan. 24	at Western Oregon University*	2 p.m.
Thursday	Jan. 29	Western Washington University*	7 p.m.
Saturday	Jan. 31	Simon Fraser University*	7 p.m.
Saturday	Feb. 7	at Seattle Pacific University*	2 p.m.
Thursday	Feb. 12	at Northwest Nazarene University*	6 p.m.
Saturday	Feb. 14	at Central Washington University*	2 p.m.
Thursday	Feb. 19	Western Oregon University*	7 p.m.
Saturday	Feb. 21	Saint Martin's University*	7:30 p.m.
Thursday	Feb. 26	at University of Alaska Fairbanks*	5:15 p.m.
Saturday	Feb. 28	at University of Alaska Anchorage*	5:15 p.m.

Great Northwest Athletic Conference Championships

Wednesday	Mar. 4	Teams TBD
Friday	Mar. 6	Teams TBD
Saturday	Mar. 7	Teams TBD

**Great Northwest Athletic Conference Game*

All home games, including 2014-15 GNAC Championships inside Alterowitz Gym

About MSUB Yellowjacket Athletics

Home of the Yellowjackets, the Montana State University Billings department of intercollegiate athletics supports 17 men's and women's varsity sports throughout the fall, winter and spring seasons. More than 250 student-athletes compete on MSUB's teams, and members of Yellowjacket teams posted a collective 3.21 grade point average during the 2013-14 academic year.

MSUB-sponsored varsity sports include men's and women's teams in basketball, cheer/stunt, cross-country, golf, soccer, tennis, indoor and outdoor track & field, as well as baseball, softball, and women's volleyball.

Most recently, the MSUB women's basketball team made history by winning the 2013-14 Great Northwest Athletic Conference regular season title and advancing to the NCAA Division II west regional championship game. Senior All-American Bobbi Knudsen closed her career as the GNAC all-time leader in points (1,831) and assists (532) and finished No. 2 in the MSUB record books in each of those categories.

MSUB's 2013-14 women's basketball team joined the Yellowjackets' 1998-99 squad as the only two in program history to advance to the NCAA regional title game. The latter continued on to the Elite Eight, marking the furthest-advancing MSUB team in the school's history.


Senior baseball standout Brody Miller became the first All-American in team history a season ago, after garnering GNAC Player of the Year honors and batting .392 as a junior in 2014.

In 2012, the MSUB softball team won the GNAC regular season title with a 32-18 overall record and earned hosting privileges for the 2013 conference softball tournament.

The 2012 Yellowjacket men's basketball team also earned a conference title, defeating the University of Alaska Anchorage 74-70 in the GNAC tournament championship game.

Formerly known as Eastern Montana College, MSUB athletics stem back to the 1927-28 season, the year in which the university was founded. The Yellowjackets have competed in a number of different conferences throughout the years, and prior to the 1980-81 season the athletic department transitioned from the NAIA to competing at the NCAA Division II level.

The MSUB Hall of Fame and Distinction inducted its inaugural class in 1990 and serves as a tribute towards influential figures on and off the court, in both current and retired sports.



MSUB Director of Athletics Krista Montague

Dear Yellowjacket family, friends, and fans,

It is my distinct honor to welcome all of you to another season of athletics here at Montana State University Billings. With the success of our teams both on the court and in the classroom during the 2013-14 academic year, I could not be more excited for the beginning of what promises to be another outstanding year.

I am especially proud of our student-athletes for attaining a collective grade point average just north of 3.0 as a department a season ago. Our students' abilities in the classroom and on the court reflect who they are as individuals and we are proud of the growth and development they continue to display.

This coming year, our department has the privilege of hosting two major championship events for the first time ever. In November, the NCAA Division II West Regional cross-country championships will be held at Amend Park in Billings, with 32 men's and women's teams from across the region participating in the races.

In March, 2015, MSUB will welcome the Great Northwest Athletic Conference men's and women's basketball championship tournaments to Alterowitz Gym, marking the first time in conference history that the tournaments have moved east of Washington.

Opportunities to host events such as these provide us in the athletics department a chance to serve as ambassadors for our university, and I personally could not be more excited to welcome these signature events to our wonderful community.

Part of our mission as a department is to strive for the continual growth, improvement, and development of our student-athletes as individuals. I am proud of the citizens that our student-athletes develop into during their time as Yellowjackets, and am once again thrilled to witness their extraordinary contributions to our teams and the Billings community again this year.

Here's to another outstanding year of MSUB athletics, and I am looking forward to seeing you on our campus throughout the 2014-15 academic year.

Sincerely,


Krista Montague

**Director of Intercollegiate Athletics
Montana State University Billings
www.msusports.com**



2nd-year AD Krista Montague

2014-15 GNAC Basketball Championships



The 2014-15 Great Northwest Athletic Conference Basketball Championships will be hosted by Montana State University Billings from March 4-7, 2015 in Alterowitz Gymnasium.

“The opportunity to host one of the GNAC’s signature championship events is exciting,” MSUB director of athletics Krista Montague said. “We will work diligently to create a championship atmosphere that generates great memories for the participants, fans, and our community.”

The basketball tournaments will bring participants, coaches, and fans to the city of Billings for the chance to advance into the postseason. For the GNAC tournament, that next round is the men’s and women’s NCAA Div. II west region tournament, sites to be determined.

The 2014-15 GNAC women’s championship tournament begins on Wednesday, March 4, with the GNAC men’s tournament starting the following evening. The top-6 men’s and women’s teams from the GNAC regular season standings earn berths into the championships, with the top-2 on each side awarded first-round byes.

“This is a phenomenal opportunity for Billings,” shared Alex Tyson, executive director for Visit Billings. “As residents, this GNAC event offers us a chance to welcome and support high caliber athletes. As a tourism destination, it allows our community to prove that Billings is a strong contender as a sporting events hub and allows us to expand our NCAA resume beyond events we currently host successfully.”

The format of this year’s championships will feature two days of quarterfinal games, with two women’s games on Wednesday and two men’s games on Thursday. The four semifinal games will occur on Friday, with back-to-back women’s games beginning at noon, Mountain time. The women’s championship game is slated for Saturday at 5:15 p.m., with the men’s title game following at 7:30 p.m.

All games will have live stats and live video available at www.msusports.com. Tickets for the event will also be available online the weeks prior to the March tournament.

The previous three GNAC basketball championship tournaments, dating back to the inaugural event during the 2011-12 academic year, were held in Lacey, Wash., on the campus of Saint Martin’s University. The 2014-15 season marks the first time MSUB will host the GNAC Basketball Championships and second GNAC championship overall (2013 softball).

Montana State University-Billings

Women's Basketball

All-Time Coaching Records-By Total Wins Through 2013-14 Season

Coach	Years	Overall Record	Pct.	Total Games	Total Wins
1. Frank McCarthy	1990-00	191-91	.677	282	191
2. Kevin Woodin	2004-	175-111	.612	286	175
3. Ted Anderson	1982-88	102-58	.638	160	102
4. Karyn Ridgeway	2001-03	61-22	.735	83	61
5. Darcy Conway	1979-82	40-35	.533	75	40
6. Marcia Caneff	1977-79	33-13	.717	46	33
7. Linda Ponikvar	1975-77	29-11	.725	40	29
8. Tom Mahon	1988-90	26-30	.464	56	26
9. Elwin Heiny	2000-01	20-9	.690	29	20
10. Melissa Slone	2003-04	16-11	.593	27	16
11. Linda Monger	1974	6-6	.500	12	6
TOTALS:		699-397	.568	1,096	699





Head Coach Kevin Woodin

11th season

Kevin Woodin will begin his 11th season as the head women's basketball coach at Montana State Billings. He has posted a 175-111 overall record (.612 winning percentage), capturing two Heartland Conference regular season titles, one Great Northwest Athletic Conference regular season title, and one conference tournament championship. Coach Woodin has guided the Yellowjackets to postseason play seven times in nine seasons. During the 2004-05 season, he was named the NCAA Division II Independent Coach of the Year. He was also the 2006-07 Heartland Coach of the Year. This past season, Woodin was again named the Women's Basketball Coach of the Year, this time in the GNAC. Woodin is currently the second-winningest coach in MSUB history.

Woodin's teams have excelled academically during his tenure. Recently, the WBCA honored MSUB's 2013-14 squad as an academic top-25 team in the nation as they earned a 3.656 cumulative team GPA. This marked the seventh consecutive year that MSUB has been ranked in the academic top-25 by the WBCA. With the 3.656, the team was ranked No. 6 in the nation for NCAA Div. II institutions.

In 2013-14, the MSU Billings women's basketball team finished 25-8 overall, 15-3 in the GNAC, and a perfect 15-0 defense of their home court. MSUB won the regular season GNAC title, advancing to the West Region tournament ranked No. 2 overall. At the West Region tourney hosted by No. 1 seed Cal Poly Pomona, the Yellowjackets won their first two games, defeating Academy of Art and Simon Fraser University. With their two wins, Woodin's team advanced on to the Sweet Sixteen round, where they played against host school Cal Poly Pomona in the West Region title game.

Woodin became the Yellowjacket women's 11th head basketball coach when he took over on July 23, 2004.

Before the Montana High School Association moved the girls' basketball season to the winter, Woodin was a part-time assistant coach at MSU Billings from 2000-03. Responsible for practice and game planning, recruiting, scouting, individual skill development, travel and coordinating the Billings Bees camps, Woodin helped the Lady Yellowjackets to two NCAA tournament appearances in three seasons. Woodin also teaches many HHP courses at MSUB.

Woodin was the head girls' basketball coach at Billings West High School from 1994-2004. In that time, he led the Lady Bears to a 138-81 record (.630), including back-to-back Class AA state titles in 2003 and 2004. Woodin's Bears were a perfect 23-0 in 2004's title run and won the final 36 games Woodin coached at the school. He earned Montana AA Coach of the Year honors in 2003 and 2004, and was a finalist for the award in 1999 and 2002.

Along with leading the Lady Bears to State AA tournament hardware in four of his last six seasons, Woodin was also an assistant coach on the Montana All-Star Team and an Executive Committee member and coach for the Treasure State Classic. At West High, Woodin coached 19 players who went on to play collegiate basketball.

A native of Libby, Mont., Woodin graduated with a degree in mathematics from Carroll College in 1987. While teaching and coaching at O'Dea High School in Seattle, he earned his master's degree in athletic administration from Seattle Pacific University in 1992. Woodin taught mathematics at O'Dea High School from 1987-1994 while also coaching boys' basketball, golf, and tennis. He was named O'Dea's Outstanding Teacher of the Year in 1990-91 and the Metro League golf Coach of the Year three times.

Woodin has three children; Kayleen (20), Toria (17) and Garrett (15). Kayleen is a student at the University of Montana while Toria and Garrett attend Billings West High School. His mom Loretta Erickson, formerly of Libby, Mont., resides in Edmonds, Wash. Woodin is a member of the Women's Basketball Coaches Association, National Basketball Coaches Association, Montana Coaches Association, and Midland Roundtable.





Assistant Coach Jenny Heringer

2nd season

The 2014-15 season will be Jenny Heringer's first season serving as assistant coach for the MSUB women's basketball team.

For the past two seasons, Heringer was a varsity assistant coach at Billings Central Catholic High School. At Central, she helped with both individual and team development, and provided on-the-floor coaching. Heringer played an important role to the success of Central's program, which boasted a state championship in 2011-12 and a second-place state finish in 2012-13.

In addition to coaching at Central, Heringer provided private basketball lessons to youth athletes in the Billings area. She helped players develop personal goals, create individualized training programs, and track improvement. Heringer also helped players produce recruiting profiles and continued to support players during their college careers. She has worked and coordinated basketball camps ranging from the youth to collegiate (Division I) level.


Heringer played at MSU Billings during the 2010-11 season, where she averaged 11.6 points and five rebounds per game. She shot 42 percent from the field while registering 37 assists and 19 steals. During her brief time as a Yellowjacket, Heringer earned academic all-conference honors and was named the team's Offensive Most Valuable Player.

Prior to her tenure at MSUB, Heringer spent three seasons at Montana State University (Bozeman), averaging nine points and five rebounds per game. She earned second team all-Big Sky Conference honors, numerous Big Sky Player-of-the-Week plaudits and multiple selections to the Big Sky Conference all-academic team. Heringer graduated from MSU with a degree in business marketing and a minor in business management.

Originally from Billings, Heringer attended Billings Central Catholic High School, where she still holds the school's single game scoring record of 39 points. She is ranked No. 1 all time in assists and No. 2 all time in points and rebounds. Heringer garnished the following accolades throughout her interscholastic career: Gatorade Player of the Year, Miss Basketball for the state of Montana, Wendy's Heisman Honorable Mention, Billings Midland Roundtable Athlete of the Year Nominee, Street & Smith Magazine Honorable Mention and Montana State A Most Valuable Player.

Jenny is the daughter of Bucky and Geri Heringer and sibling to Travis, Kelcy and Tanner Heringer.

Coach Woodin on Jenny: "I am very excited to have Jenny join our women's basketball program as an assistant coach this year. She brings a wealth of knowledge and experience to our program. She is a quality person with great character. Jenny will be helping us in all aspects of our program and I feel fortunate to have her on our staff."





Assistant Coach Mandy Morales

1st season

Mandy Morales joins the staff at MSU Billings one of the most decorated female basketball players in Montana history. Morales will be an assistant coach women's basketball coach at MSUB for the 2014-15 season.

The 2004 Montana girl's basketball Gatorade player of the year, Morales played for three years at Billings West High School under Coach Kevin Woodin. After graduating from West High School, Morales initially went to Arizona State, but after spending her summer in Poenix, Morales would return to her home state and play all four of her collegiate basketball season at the University of Montana from 2005-2009. She would also play one season of professional basketball in Greece.

At UM, Morales was a four-time WBCA All-American (HM), a Big Sky Conference MVP, All-Big Sky first team all four season, a Big Sky tournament team selection twice (2007 and 2008) and the Big Sky tournament MVP in 2008.

In her collegiate career at Montana, Morales compiled 1,959 points and 587 assists. She is ranked No. 4 all-time in scoring in the Big Sky Conference, No. 2 all-time in scoring at UM, and was recently named No. 10 on the 25 Greatest Females Athletes in the Big Sky Conference. Morales was a record 13-time Big Sky Conference Player of the Week and ranks No. 5 all-time in the conference in career assists. She is the only player in league history to score 1,550 points and 500 assists. Morales is No. 2 all-time in the Big Sky Conference in career free-throws with 533, and she holds the record for free-throw percentage in a single game (18-for-18, 2006).

For the past five seasons, Morales has been assistant varsity and junior varsity head coach at Missoula Sentinel High School in Missoula, MT. Under the guidance of varsity head coach Karen Deden and Morales, the Spartans won three consecutive Montana State AA Girl's Basketball state championships from 2011-2014.

"Mandy will be a great addition to our staff this coming season," Coach Woodin said. "I had the distinct pleasure of coaching Mandy when she was in high school at Billings West and I am excited to be around her again in a basketball setting. She has a great deal of expertise to offer as a coach and our players will benefit greatly from her guidance. Mandy will assist our program in many areas including individual player development, strength training/conditioning, scouting, recruiting, and practice/game preparation."



Graduate Assistant Chelsea Banis

1st season

After finishing out her collegiate eligibility last year with the MSU Billings Yellowjackets, Chelsea Banis will continue her association with the MSUB women's basketball team as a graduate assistant for the 2014-15 season.

Banis is originally from Montana and played high school basketball at Fairfield High School. She attended Montana State University and played basketball for three years as a Bobcat. While at MSU, Banis had a career total of 443 points. She redshirted her first year, and was sidelined by injuries in both her freshman and junior seasons. After graduating from Montana State in 2013 with a bachelor's degree in community health, Banis made the move to MSU Billings in pursuit of her master's degree in public administration and became a pivotal player in the Yellowjackets' success in

the 2013-14 season.

While at MSUB, Banis started in all 33 games for the Yellowjackets. During the 2013-14 season, Banis compiled 355 points (10.8 avg.), 192 rebounds (5.8 avg.), and 28 blocked shots. Banis led the team and was ranked No. 2 in the Great Northwest Athletic Conference with a 55.4 shooting percentage from the field. That 55.4 percent field goal shooting percentage also ranks Banis No. 5 all-time at MSUB for FG percentage in a single season.

For the Yellowjackets, Banis was a member of the regular season conference-winning team that set three new MSUB women's basketball team records including: points in a single season (2,426), 3-pointers made in a single season (258), and rebounds in a single season (1,283).

"I am very excited to have Chelsea as a graduate assistant coach this coming season," Coach Woodin stated. "She did a tremendous job on the court for us last year as a player and she will have a positive impact on our team as a coach this year. Her primary focus will be on individual player development, scouting, and game/practice preparation, however she will be involved in many other areas too."





It was a record-breaking campaign for the 2013-14 MSU Billings women's basketball team. The Yellowjackets of MSUB went all the way to the Sweet 16 for the first time since 1998, and were the regular season conference title winners in the Great Northwest Athletic Conference.

This season's squad will have the leadership of four seniors who were on the conference winning team from last year, but the style of the team has changed from a year ago. The GNAC preseason coaches' poll has MSU Billings selected to finish fifth.

"We will definitely have a different looking team from last year," MSUB head women's basketball coach Kevin Woodin said. "Last year we had what is arguably the greatest Yellowjacket player ever starting at point guard as well as a post that was a real shot in the arm for us, and a defensive player who really came through for us down the stretch. I know that this year's team will look a lot different, but I also know that we have a very strong senior class this year who have set some very high goals for themselves and the team."

The loss of All-American Bobbi Knudsen, Chelsea Banis, and Austin Hanser will have consequences for the team, but challenges are nothing new to a team that faced two season-ending injuries to starters during last season.

"I am really excited for the first month of our season, we play a lot of games away from Billings which is always tough, but alternatively it is an opportunity for some of our younger players to show the program what they are capable of," Coach Woodin commented on the early schedule. "I think having the younger members play more minutes in the early season will only make for a deeper and more talented team as the season progresses."



Four seniors are returning to the team that swept the regular-season GNAC title last year. Kayleen Goggins is returning to MSUB the second leading scorer from last season. Goggins averaged 11.2 points per game. Janiel Olson is returning to the team after a season-ending injury side-lined her late last year. Olson is the reigning GNAC Defensive Player of the Year, averaging 9.7 rebounds per game. Olson was ranked as high as No. 15 in the nation in rebounds last season.



"Kayleen has established herself as one of the top players in the league," Coach Woodin said on one of his preseason all-conference players. "This season the coaching staff looks for her to be even better offensively. Kayleen worked really hard in the off-season to improve her game, but even more important will be the need for her to improve defensively and provide us with consistent rebounding this season."

Goggins started all 33 game last year, and maybe had some miscues in the early season, but she also had some unfortunate accidents on the court, breaking her nose twice and having to wear a mask. Goggins did come up big for the team late, and was a player that came up clutch in the postseason, eventually earning a spot on the west region all-tournament team as well as being named honorable mention in the GNAC.

MSUB's second selection to the preseason all-GNAC team this year is Olson. Her play will be an important factor in the team's rebounding and defensive plan this season. Before being injured late in the season, Olson was the leading rebounder in the GNAC and the only player in the conference carrying an average of over 10 rebounds per game.

"Janiel like Annie has worked very hard to return, but her surgery was two months later," Coach Woodin commented on the reigning GNAC Defensive Player of the Year. "We are looking forward to Janiel's return. Janiel has a real toughness and competitive spirit to her game, and I believe she has the potential to be an even better all-around player this season for us."

Annie DePuydt is also returning to the Yellowjackets after sustaining a season-ending injury last year. Before the injury that sidelined her, DePuydt was a starting player who averaged 8.1 points and 3.1 rebounds. A solid all-around player, DePuydt was also shooting 88 percent from the free-throw line.

"Annie DePuydt is recovering very well from injury," Coach Woodin commented on his other injured returner. "I've been pleased with the progress that she has made. Annie was playing at a very high level before the injury, and I am very confident she will be a key player for us. She will be able to play multiple guard positions and I have tremendous trust in her abilities. It will be a challenge for her to play more of the point guard position, but I definitely believe she can do it."

The fourth senior on this year's team, Quinn Peoples, finished last season with a total of 73 3-pointers and an average of 2.2 per game. Peoples' season total of 73 was second-highest in the conference. The Butte, Mont., native is now ranked No. 6 all-time at MSUB in 3-pointers made, and needs just two more to tie No. 5 on the list.

"I have also been very impressed with Quinn this preseason," Woodin said on the team's most prolific perimeter shooter. "Last year she had an offseason minor injury and was not able to train as much for her junior year. I feel this year she has really prepared herself for a great senior season."

Another player that will be expected to play an even larger role on the court, Coach Woodin is looking for Peoples to grow defensively as well. "Quinn is a very talented offensive player, but I need her to expand those talents in other ways and I think this year she will be able to offer versatility in multiple positions. I think it is critical that she becomes an even better all-around player, and with her hard work, I truly believe she is going to have her best season yet."

Dual sport student-athlete Monica Grimsrud will return to the team after being a redshirt last season. Grimsrud is also an all-conference member of the MSU Billings volleyball team. As a sophomore in the 2012-13 women's basketball season, Grimsrud averaged 6.3 points and 4.7 rebounds. Her rebound average placed Grimsrud second on the team behind Olson.

Last season Grimsrud did not play basketball for MSUB as she recovered from some lingering injuries. This year, the junior redshirt is looking forward to rejoining her team. "I am really excited for Monica's return to the team at the completion of the volleyball season," Woodin commented. "Monica provided us with excellent play during her freshman and sophomore years for basketball, and I think her athleticism and skill set will play a key role in our success this year. She has the ability to play multiple positions; she can score inside as well as outside, she's very athletic and very versatile. We will look to her to provide us with some key plays."

Alisha Breen is the lone underclassman with playing minutes returning to this year's team. Breen's minutes last season significantly increased as injuries began to take a toll on the Yellowjackets, but Breen was up to the challenge. She earned a starting role in the last seven games of the season and put up some big numbers in the west region tournament in California.

“Alisha Breen really established herself late in her freshman campaign,” Woodin said on his returning sophomore. “Especially down the stretch she provided the team with great play; whether it was off the bench or with an occasional start, Alisha really became an important player on the team.”

In fact, Breen ended up leading the team in rebounding at the west region tournament. “She also provided great consistent play on both ends,” Woodin continued. “This year I know she will be even better as she plays more minutes. We will need Alisha her to play at a very high-level this season.”

MSUB’s team has eight additional players this season with potential to play some minutes for the Yellowjackets. Four players are redshirts from last year’s team and four are incoming freshmen. Courtney Henry, Kasie Christensen, Marissa Van Atta, and Britta Young were all redshirts on last season’s squad. Rylee Kane, Vanessa Stavish, Lexi Prevost, and Brianna Reser are all new to MSUB this year.

With eight new players it will be an adjustment period in the beginning as the seniors are stepping into their leadership roles and the underclassmen are adjusting to collegiate-level competition. “It will be a challenging thing, but I know the team sees it as a great opportunity,” assistant coach Jenny Heringer said on the team’s unique makeup. “It is a process and it won’t happen overnight. We will need the seniors to perform roles they may have not had to in the past, but they continue to learn and are helping bring everyone along to help bridge that gap.”

On all of the team’s newest players Woodin sees some great chances early in the year. “We will need a few of them to step in and contribute positively on the court, especially early in the season,” he said. “As of now, all are competing against one another for minutes.”

The Yellowjackets have eight road games, but only one game at home this year before the conference season opens on Dec. 4 against Alaska Anchorage. Nov. 22 is the team’s home opener and it is a big one, as the Yellowjackets are set to host rival Rocky Mountain College on EMC Throwback Night.

This season, the Yellowjackets also return to hosting a home tournament. The Yellowjacket Classic sponsored by the Billings Hotel and Convention Center and Exxon Mobil takes place Dec. 18 and Dec. 19 in Alterowitz Gymnasium.

For the first time in its history, Montana State University Billings is set to host the GNAC conference tournament. The four day tournament starts on Mar. 4, 2015 and is some added motivation for this season’s squad.

“Since we are hosting the tournament, I know our team is really excited,” Coach Woodin said. “Our seniors are especially enthusiastic about the opportunity to play at home for the GNAC tournament. The challenge is playing at a high level and qualifying for the event, you can’t take any game for granted in our league.”

Woodin is extremely optimistic about this year’s team and what they can accomplish. “Last year the GNAC was a grind and we were very fortunate and proud of having won the regular season title. I hope that the success from last year will at least give us great confidence and desire to compete at a high level again. I believe that this year’s GNAC women’s basketball is even more talented and deeper than a year ago, but I firmly believe our team will be in the thick of the race come February. The key, as it always has been, is to protect your home court and find ways to break through on the road. If you do that, you will qualify for the postseason and it seems to me that all of the top six teams are capable of making a late season run.”

2014 MSUB Women's Basketball Roster

No.	Name	Pos.	Ht.	Cl.	Exp.	Hometown (Schools)
11	Brianna Reser	G	5-10	Fr.	HS	Simi Valley, CA (Royal)
12	Quinn Peoples	F	5-11	Sr.	3V	Butte, MT (Butte Central Catholic)
13	Courtney Henry	G	5-4	R-Fr.	HS	Malta, MT (Malta)
14	Britta Young	G	5-6	R-Fr.	HS	Augusta, MT (Augusta)
15	Vanessa Stavish	F	6-0	Fr.	HS	Frenchtown, MT (Frenchtown)
20	Alisha Breen	F	5-10	So.	1V	Choteau, MT (Choteau)
21	Lexi Prevost	G	5-7	Fr.	HS	Sidney, MT (Sidney)
22	Janiel Olson	F	5-10	Sr.	3V	Billings, MT (Billings West)
25	Rylee Kane	G	5-6	Fr.	HS	Red Lodge, MT (Red Lodge)
30	Monica Grimsrud	F	6-1	R-Jr.	1V	Montana City, MT (Helena)
34	Annie DePuydt	G	5-8	Sr.	3V	Saco, MT (Saco-Whitewater)
41	Marissa Van Atta	G	5-11	R-Fr.	HS	Billings, MT (Billings Senior)
43	Kayleen Goggins	F	6-1	Sr.	3V	Shepherd, MT (Shepherd)
44	Kasie Christensen	F	6-0	R-Fr.	HS	Billings, MT (Billings West)

Head Coach – Kevin Woodin. **Assistant Coaches** – Jenny Heringer; Mandy Morales; Chelsea Banis.





#34 - Annie DePuydt - Guard

Class: Senior

Hometown: Saco, Montana

Previous School: Saco-Whitewater High School

Major: Business Marketing & Management

Career Highs:

Points: 17, twice, last vs. Montana State Northern (11/27/13)

Rebounds: 8, several times, last vs. Rocky Mountain College (11/25/13)

3-Point FGs: 3, vs. Montana State Northern (11/27/13)

Assists: 4, several times, last vs. University of Great Falls (11/22/13)

Steals: 4, vs. Simon Fraser (2/23/12)

Blocks: 2, several times, last vs. Seattle Pacific (1/11/14)

2013-14: Started the first 16 games of her junior year before a season-ending injury cut short her playing time...logged 432 minutes, scoring 129 points and pulling down 61 rebounds...shot 42.2 percent from the field making 49 field goals...shot 88 percent from the free-throw line including seven games with a perfect 100 percent...best mark came against Western Washington where she was 6-6 from the free-throw line...had 61 rebounds, 26 assists, and seven steals...averaged 8.1 points per game for a total of 129 on the season...had career-highs in almost every category during the season including 17 points twice and eight rebounds vs. Alaska Anchorage...was named Academic All-GNAC with a perfect 4.0 GPA for the second season in-a-row and the GNAC FAR award for the third time.



2012-13: Serving primarily as the team's "sixth woman," appeared in all 27 games, while making six starts for a total of 687 minutes (25.4 avg.)...recorded 156 points (5.8 avg.), 104 rebounds (3.9 avg.), 29 assists, 23 steals and two blocks...helped the Yellowjackets rank No. 3 in the GNAC in scoring margin with a +6.0 on the year...tallied career and season highs in points with 13 versus Dixie State University (11/23/12) and rebounds with eight against Alaska Anchorage (01/10/13)...earned Academic All-GNAC honors and received the GNAC Faculty Athletic Representative Scholar Athlete Award for the second consecutive season.



2011-12: As a true freshman provided quality depth in the back court for the unit that had 396 total assists...played in all 30 games for a total of 426 minutes, scored 112 points for a 3.7 point per game average...also finished the season with 70 rebounds, 14 steals and two blocks...shot .722 percent from the free throw line...received the GNAC Faculty Athletic Representative's Scholar Athlete award.

Saco-Whitewater HS: Was a four year letterwinner...was a first team all-conference selection and earned all-state honors...was named the Class "C" Divisional Most Valuable Player and earned Class "C" State Tournament MVP honors...averaged 14 points, nine rebounds and three assists per game helping her team to the 2011 State "C" championship...excelled in the classroom as she had a 4.0 grade point average, was a member of the student council and participated in BPA and 4H...also participated in volleyball.



#43 - Kayleen Goggins - Forward

Class: Senior

Hometown: Shepherd, Montana

Previous School: Shepherd High School

Major: Elementary/Special Education

Career Highs:

Points: 24, vs. Drury (12/20/13)

Rebounds: 12, vs. Simon Fraser (3/7/14)

3-Point FGs: 4, vs. Drury (12/13/13)

Assists: 4, several times, last vs. Cal Poly Pomona (3/17/14)

Steals: 5, vs. Dixie State College of Utah (11/16/12)

Blocks: 2 several times, last vs. Western Oregon (2/20/14)

2013-14: Started in all 33 games last season...was second on the team in total points with 369 (11.2 avg.)...shot 41.7 percent from the field making 135 field goals and 36 3-point shots...shot 77.8 percent from the free-throw line which tied her for second on the team...pulled down 157 rebounds (4.8 avg.), had 45 assists and 22 steals...had a new career-high 24 points vs. Drury and a new rebound career-high (12) vs. Simon Fraser... GNAC HM selection and a GNAC All-Academic selection.

2012-13: Started in all 27 games, registering 770 minutes (28.5 avg.)... ranked second on the team in scoring and ranked No. 15 in the GNAC with 312 points (11.6 avg.)...also recorded 126 rebounds (4.7 avg.), 36 assists, 30 steals and eight blocks...tallied career and season highs with 20 points versus Western Washington University (01/19/13), nine rebounds against Central Washington (11/29/12), and five steals against Dixie State University...earned All-GNAC honorable mention and Academic All-GNAC honors.

2011-12: Stellar freshman campaign, starting 28 of 30 games, playing 650 minutes (21.7 per game average)... scored 215 points (7.2 point per game average), grabbed 131 rebounds, dished 29 assists, stole 29 passes and had seven blocks...finished ranking second in rebounds, third in blocks and field goals made, and fourth in points among all 'Jackets...led the team in rebounds five separate occasions with season high of eight achieved twice with the last time coming against Western Oregon (Jan. 26).



Shepherd High School: Four-year letterwinner where she was a first team all-conference selection and earned all-state honors...was a Treasure State Classic all-star selection and played in the Montana-Wyoming All-Star game in the summer of 2011...as a senior, averaged 19 points, 10 rebounds and three steals per game while helping her team to a third place finish at the 2011 State Class "B" basketball championship...also participated in volleyball and track...an honor student and involved in FFA at both the local and state levels.



#22 - Janiel Olson - Forward

Class: Senior

Hometown: Billings, Montana

Previous School: Billings West High School

Major: Business Management & Marketing

Career Highs:

Points: 19, vs. Central Washington (1/16/14)

Rebounds: 17, vs. Alaska Fairbanks (12/7/13)

3-Point FGs: 3, vs. Alaska Fairbanks (12/7/13)

Assists: 4, vs. Seattle Pacific (1/21/12)

Steals: 5 twice, last vs. University of Montana

(11/18/11)

Blocks: 2 several times, last vs. Alaska Anchorage (12/5/13)

2013-14: Started 23 games and played in 25 during the season....encountered a season-ending injury that sidelined her starting in February...averaged 7.8 points and 9.7 rebounds...was ranked as high as No. 15 in the nation in rebounds...led the team and GNAC in rebounds per game...had a career high of 17 rebounds vs. Alaska Fairbanks...had a total of 195 points and 242 rebounds on the season...logged 724 minutes with 36 assists and 28 steals...was named GNAC Defense Player of the Year...was a GNAC All-Conference first team selection and a GNAC All-Academic honoree.

2012-13: Turned in a very solid sophomore campaign, starting all 27 games for MSUB, ranking second on the team in minutes played with 808 (29.9 avg.)...led the team in rebounds (242) and rebounds per game (9.0) for the second consecutive year...also led the team in steals (56), while scoring 258 points (9.6 avg.) which ranked third among the 'Jackets...ranked No. 3 in the GNAC in rebounding and No. 7 in steals...had a season and career high 15 rebounds versus Northwest Nazarene University (12/1/12) and 16 points against Alaska Fairbanks (01/12/13)...received Red Lion GNAC Player of the Week honors Nov. 26-Dec. 2...earned All-GNAC honorable mention and Academic All-GNAC honors.



2011-12: Great first year as a 'Jacket, started 29 out of 30 total games, and finished third on the team in minutes played with 778 (25.9 average)...scored 180 points and averaged 6.0 points per game...led the team in total rebounds 246 and rebounds per game 8.2, also was second on the team in steals with 47 and fifth on the team in assists with 32...leading rebounder in all but four contests for MSUB and had a season high 14 rebounds against Western Oregon Dec. 31...finished season ranked fifth in the GNAC in rebounding and 11th in steals.

Billings West High School: Four-year letterwinner...earned first team all-conference, all-state honors and was an honor student...was a Treasure State Classic all-star and was an all-state player in volleyball, while lettering in four different sports at West High School...averaged 12 points, 10 rebounds, four steals and two assists per game and helped lead her team to the 2011 State "AA" championship...as a junior season she led the state in rebounds.





#12 - Quinn Peoples - Forward

Class: Senior

Hometown: Butte, Montana

Previous School: Butte Central Catholic High School

Major: Elementary/Special Education

Career Highs:

Points: 23 (3 times) last vs. Northwest Nazarene (2/13/14)

Rebounds: 9, vs. BYU-Hawaii (12/19/11)

3-Point FGs: 7, vs. Northwest Nazarene (2/13/14)

Assists: 4 twice, last vs. Alaska Fairbanks (2/2/12)

Steals: 3 twice, last vs. Chaminade University (12/16/11)

Blocks: 1 several times, last vs. Alaska Fairbanks (2/27/14)



2013-14: Played in all 33 games during the season for a total of 681 minutes (20.6 avg.)...had a total of 294 points (8.9 avg.)...registered 93 rebounds, 24 assists and 10 steals...shot 37.8 percent from the 3-point arc making 73 3-point shots to lead the team...3-point FG percentage was No. 7 in the GNAC and per game avg. of 2.5 was No. 2 in the GNAC on the season...73 3-pointers ranked her at No. 6 for 3-pointers made in a single season at MSUB...currently No. 6 in career 3-pointers (169) made and No. 4 all-time for 3-pointers attempted (512)...Academic All-Conference.

2012-13: Made 27 appearances, and started 12 contests, for a total of 558 minutes...registered 193 points (7.1 avg.), 81 rebounds, 16 assists, 14 steals and five blocks...37 3-point field goals ranked second among Yellowjackets and No. 16 in the GNAC...scored a season and career high 23 points against Dixie State University (11/16/12)...earned Academic All-GNAC honors.

2011-12: In her true freshman season started 29 of 30 games and was second on the team in points with 296 and points per game with 9.9...finished ranked No.

23 in the GNAC in scoring...had a team leading 59 made 3-pointers which was also fourth best in the conference...brought down 111 rebounds, dished 37 assists and stole 26 passes...led the team in scoring five separate outings, with her season high coming against Western Washington University (Dec. 1) where she scored 21 points...led the team in rebounding two separate times, with her high of seven coming against Black Hills State (Dec. 9)...finished the season with a .314 3-point percentage and a .879 free-throw percentage.

Butte Central Catholic High School: Lettered in basketball, volleyball and softball...earned first team all-state and all-conference honors as a senior and led Butte Central to the Class A state title...as a junior, helped Butte Central to its first state tournament appearance since 1982 and earned all-state and all-conference honors...averaged 16.4 points and 6.8 rebounds per game as a junior...was a member of National Honor Society and was a four-time MCA All-Academic team selection.





#30 - Monica Grimsrud - Forward

Class: Junior

Hometown: Montana City, Montana

Previous School: Helena High School

Major: Health/Human Performance

Career Highs:

Points: 15, vs. Seattle Pacific (01/26/13)

Rebounds: 11, vs. AK Fairbanks (01/12/13)

3-Point FGs: 3, vs. Alaska Fairbanks (1/7/12)

Assists: 3, vs. Seattle Pacific (2/18/12)

Steals: 5, vs. Rocky Mountain (11/22/11)

Blocks: 4, vs. W. Washington (02/14/13)

2013-14: Redshirt.

2012-13: Made considerable strides as a sophomore, appearing in 23 contests with 10 starts, playing 474 minutes (20.6 avg.)...led the team in blocks and ranked No. 7 in the GNAC with 25 on the season...recorded 144 points (6.3 avg.), 109 rebounds (4.7 avg.), 17 assists and 24 steals...registered career and season highs with 15 points against Seattle Pacific University (01/26/13), 11 rebounds versus Alaska Fairbanks (01/12/13), and four blocks against Western Washington University (02/14/13).

2011-12: As true freshman provided great front court depth and consistently in the rotation, playing in 29 games and starting one for a total of 386 minutes...finished the season with 112 points (3.9 per game average), 76 rebounds, 19 assists, 30 steals and 20 rejections...led the team in blocks and blocks per game, finishing ranked tenth in the GNAC in blocked shots.

Helena High School: Was a three-sport athlete lettering three years in volleyball, basketball and track...was a first team all-conference and all-state selection for basketball in 2009-2010 and was a first team all-conference and second team all-state selection for basketball in 2008-2009...was named the 2010-11 Montana Gatorade Volleyball Player of the Year...earned first team all-conference and all-state honors for volleyball in 2009 and was first team all-conference and second team all-state honors for volleyball in 2008...ended her senior season with 691 total kills and 138 total blocks...averaged 5.1 kills per game and 0.96 blocks per game in conference matches...helped Helena to the 2008 and 2009 conference title with a fourth place finish at state in 2008 and set the school record for longest winning streak at 15...was a three-time academic all-state selection for basketball and a two-time selection in both volleyball (2008 and 2009) and track (2009 and 2010)...was a member of National Honors Society, Key Club, Friends of Rachel and Mentoring Teens Against Drug (MTAD).





#20 - Alisha Breen - Forward

Class: Sophomore

Hometown: Choteau, Montana

Previous School: Choteau High School

Major: Health/Human Performance

Career Highs:

Points: 16 twice, last vs. Simon Fraser (2/1/14)

Rebounds: 14, vs. Academy of Art (3/14/14)

3-Points FGs: 3, vs. Montana State Northern (11/27/13)

Assists: 4, vs. Seattle Pacific (2/8/14)

Steals: 2, several times, last vs. Simon Fraser (3/15/14)

Blocks: 2, several times, last vs. Texas Woman's (12/19/13)

2013-14: As a true freshman started eight out of 33 games, including the last seven of the season...played in all 33 games logging 727 minutes...averaged 6.7 points and 4.3 rebounds...shot 41.8 percent from the field making 64 field goals...shot 75 percent from the free throw line...had 143 rebounds, 41 assists, 15 steals and eight blocks...had a total of 220 points her first year on the team...had a career-high 16 points twice and a career-high 14 rebounds vs. Academy of Art.

Prior to MSUB: Lettered in three sports at Choteau High School: basketball, track and field and volleyball...earned all-state and all-conference honors in basketball for four years and all-state and all-conference honors in track and field and volleyball for three years...during her senior season in basketball averaged 18 points, 10 rebounds, four steals, five assists and two blocks per game...received District 1B Most Valuable Player plaudits in basketball for 2013, and District 1B MVP honors in volleyball 2011...also earned KSEN Athlete of the Year in 2012 and was a basketball nominee for the 2012-13 Great Falls Tribune Super State award...earned academic all-state honors in basketball and track and field for four years and academic all-state honors in volleyball for three years.





#44 - Kasie Christensen - Forward

Class: Redshirt Freshman

Hometown: Billings, Montana

Previous School: Billings West High School

Major: Health/Human Performance

2013-14: Redshirt.

Prior to MSUB: Christensen's versatility and athleticism will provide a quality presence in the post for MSUB...at Billings West, lettered in basketball, track and field, and volleyball for three years...as a senior helped her team to a third-place finish in the state, averaging 10.2 points and 7.2 rebounds per game, while shooting 43.2 percent from the field...as a sophomore, was a key member of the 2011 championship team...

received academic all-state honors three consecutive seasons, 2011-13, second team all-conference in 2013 and all-conference honorable mention honors in 2012...in volleyball as a middle hitter and blocker won first team all-state honors in 2013, and honorable mention all-conference honors in 2012...also received academic all-state honors in volleyball, 2011-13, and track and field, 2010-2012.



#13 - Courtney Henry - Guard

Class: Redshirt Freshman

Hometown: Malta, Montana

Previous School: Malta High School

Major: Elementary Education

2013-14: Redshirt.

Prior to MSUB: Was a member of Malta High School's 2010 Class B Girls Basketball State Championship team...a tri-sport athlete, she lettered in basketball, volleyball and track and field for four years...also earned all-state and all-conference honors in all three sports for three consecutive years...in 2012 received the conference Most Valuable Player award in volleyball and was also the state champion in the Javelin for track

and field...also earned Academic All-State honors all four years at Malta.



#41 - Marissa Van Atta - Guard

Class: Redshirt Freshman

Hometown: Billings, Montana

Previous School: Billings Senior High School

Major: Business Finance & Marketing

2013-14: Redshirt.

Prior to MSUB: As a multiple sport athlete, lettered in track and field for one year, basketball for three years, and soccer for four years...during her senior season was the team's leading scorer and earned all-conference honors...in soccer helped Billings Senior bring home the 2011-12 AA State championship...earned all-conference honors in soccer senior season...also excelled in the classroom, earning academic all-state honors

in both basketball and soccer.



#14 - Britta Young - Guard

Class: Redshirt Freshman

Hometown: Augusta, Montana

Previous School: Augusta High School

Major: Health/Human Performance

2013-14: Redshirt.

Prior to MSUB: Lettered in four different sports (basketball and track and field for four years, and cross country and volleyball for two years) at Augusta High School... in 2012-13, while helping the Elks to a 13-8 overall record, 9-5 in the region, averaged 16.6 points, 10.8 rebounds, 4.2 assists and 3.8 steals per contest...also earned all-state honors during the 2012-13 season...equally competitive in the classroom, was an academic all-state selection four consecutive years (2009-13).



#25 - Rylee Kane - Guard

Class: Freshman

Hometown: Red Lodge, Montana

Previous School: Red Lodge High School

Major: Biology

Red Lodge High School: As a senior averaged 15.7 points per game with 3.8 assists and five rebounds...totaled 434 career steals, which is the second highest in the state of Montana...for 2013-14 had the fifth highest number of steals in Montana high school history in a single season with 154...three-sport local standout student-athlete...was an all-conference player in basketball, volleyball, and golf as well as an all-state selection in basketball and volleyball...was an Academic All-State selection in golf, volleyball, and basketball.

Coach Woodin on Kane: "I am very excited to have Rylee Kane join our women's basketball program. She is a very fundamentally sound player with excellent court awareness. I expect her to have a positive impact on our program and I look forward to coaching her."



#21 - Lexi Prevost - Guard

Class: Freshman

Hometown: Sidney, Montana

Previous School: Sidney High School

Major: Biology

Sidney High School: Lettered in three sports for the Eagles...earned honors in basketball, volleyball, and track...in volleyball was an all-conference honorable mention in 2012 and a co-captain in 2013 where she earned first team all-conference and all-state honors...in track excelled in the hurdles and the pole vault events...in 2013 finished in third place in the 100m hurdles, fourth place in the 300m hurdles, and fifth place in the pole vault at the state "A" championships...at the 2014 track class "A" championship meet, was third again in the 100m hurdles, but finished second in the the 300m hur-

dles, and fourth in the pole vault...in volleyball was an all-conference HM in 2012 and first team all-conference and all state in 2013 and the team's co-captain...in basketball was a four-year letterwinner...was named second team all-conference (2012), first team all-conference and all-state (2013), first team all-conference and all-state (2014)...was the 2014 co-captain, and averaged 17.5 ppg her senior year...was a four-year academic all-state selection and the 2014 Richland Country Female Scholar and the 2014 Richland County Female Athlete of the Year.

Coach Woodin on Prevost: "Lexi possesses great speed and endurance and I believe she will be an exceptional defender for us. She plays with great passion and determination. I am excited to have her join our Yellowjacket program in the fall of 2014."



#11 - Brianna Reser - Guard

Class: Freshman

Hometown: Simi Valley, California

Previous School: Royal High School

Major: Elementary Education

Royal High School: An all-court guard and will be expected to use shooting and ball-handling skills to make an impact for the Yellowjackets...last season averaged 15 points, six rebounds, and three assists for the Highlanders...was selected as their captain and finished the season being chosen as the team's MVP for the 2012-13 season...received All-Ventura County and California All-Southern honors as well as being chosen First-Team California All-Marmonte League...four-year letterwinner in basketball and an Honor Roll Student at Royal High School...for her traveling team the California

Vikings, was the Team MVP at the End of the Oregon Trail Tournament...ended her high school career No. 5 all-time in points at Royal High School.

Coach Woodin on Reser: "Bri is an athletic guard who can play any of the three perimeter positions on the floor for us. She plays extremely hard and I am excited to have her join our team next fall. I believe her skills will be very valuable to our team."



#15 - Vanessa Stavish - Forward

Class: Freshman

Hometown: Frenchtown, Montana

Previous School: Frenchtown High School

Major: Undecided

Frenchtown High School: Comes to MSUB a three-sport letterwinner in volleyball and softball and a four-year letterwinner in basketball...earned Most Valuable Player honors in basketball during the 2012-13 season for Frenchtown High School...the Broncs made it to the state tournament last year eventually losing to Browning 48-56 in the third-round...was a Class "A" First-Team All-Conference and All-State Basketball Selection for the 2012-13 season...recorded an average of 17 points and nine rebounds per game...in addition to her basketball prowess was an Academic All-State pick last

season and was a member of the National Honor Society.

Coach Woodin on Stavish: "Vanessa is a very talented and versatile player. She has the ability to score in multiple areas on the court. She is very fundamentally sound and I expect her to have an immediate impact on our program next fall."

2013-14 Season Review

Entering the 2013-14 season as the preseason favorites, MSUB did not disappoint as the Yellowjackets completed a perfect 15-0 record at home en route to the GNAC regular season title. Following a record-breaking senior season by Great Northwest Athletic Conference Player of the Year and All-American Bobbi Knudsen, Montana State Billings won the women's basketball regular season title and advanced to the title game of the NCAA Division II West Regional championships.

Knudsen was named a Daktronics and DII Bulletin third-team, and Women's Basketball Coaches Association honorable mention All-American, after averaging 17.2 points per game and leading the conference with 5.8 assists per game.

The senior guard finished her four-year career as the GNAC's all-time leader in points (1,831), assists (532), field goals made (680), field goal attempts (1,617) and minutes played (3,838).



Joining Knudsen on the all-conference first-team was GNAC Defensive Player of the Year Janiel Olson. The junior started 23 games before a torn ACL shelved her through the conference tournament, and she was the most prolific rebounder in the conference with 9.7 per contest. Olson also averaged 7.8 points per contest and was second on the team in steals with 28.

Senior center Chelsea Banis was the unanimous GNAC Newcomer of the Year, averaging 10.8 points and 5.8 rebounds after transferring to MSUB from Montana State.

Junior honorable mention all-conference selection Kayleen Goggins was MSUB's second-leading scorer with 11.2 points and joined Knudsen and Banis as the three 'Jackets to start all 33 games. Goggins also averaged 4.8 rebounds and had 45 assists, 22 steals and shot 77.8 percent from the foul line.

Quinn Peoples' 73 made 3-point field goals were the second-most in the conference, as she contributed 8.9 points per game. Senior Austin Hanser played a crucial role in the postseason for the 'Jackets, assuming a starting role and contributing 54 assists on the season.

MSUB head coach Kevin Woodin earned GNAC Coach of the Month honors in January and was voted the 2013-14 Coach of the Year.

As a team, MSUB had the second-best scoring margin in the conference at plus-9.2, and shot a GNAC-third best 42.3 percent from the floor. The 'Jackets held the top rebounding margin in the conference at plus-7.2 and the top assist-turnover ratio at 1.1.

MSUB's 258 converted 3-point field goals and 795 3-point attempts were each new GNAC single season records. The Yellowjackets also tied a single game record for fewest steals allowed when they held WWU without one on Jan. 4. MSUB's season-long allowance of just 5.42 steals by opponents was also a new conference standard.



Montana State Billings Combined Team Statistics (as of Aug 08, 2014) **All games**

RECORD:	OVERALL	HOME	AWAY	NEUTRAL
ALL GAMES	25-8	15-0	6-4	4-4
CONFERENCE	15-3	9-0	6-3	0-0
NON-CONFERENCE	10-5	6-0	0-1	4-4

#	Player	gp-gs	min	avg	Total		3-Point		F-Throw		Rebounds								pts	avg		
					fg-fga	fg%	3fg-fga	3fg%	ft-fga	ft%	off	def	tot	avg	pf	dq	a	to			blk	stl
11	Hanser,Austin	33-13	733	22.2	48-156	.308	29-101	.287	30-50	.600	13	72	85	2.6	42	1	54	38	6	22	155	4.7
12	Peoples,Quinn	33-6	681	20.6	100-259	.386	73-196	.372	21-27	.778	22	71	93	2.8	54	0	24	37	3	10	294	8.9
20	Breen,Alisha	33-8	727	22.0	64-153	.418	11-47	.234	81-108	.750	72	71	143	4.3	71	2	41	44	8	15	220	6.7
21	Knudsen,Bobbi	33-33	1165	35.3	207-467	.443	65-182	.357	90-107	.841	35	135	170	5.2	56	0	193	99	12	44	569	17.2
22	Olson,Janiel	25-23	724	29.0	63-179	.352	21-70	.300	48-73	.658	77	165	242	9.7	48	0	36	46	6	28	195	7.8
25	Kumm,Brandy	31-0	245	7.9	21-54	.389	14-40	.350	10-17	.588	2	14	16	0.5	21	0	19	20	0	12	66	2.1
31	Banis,Chelsea	33-33	849	25.7	149-269	.554	0-2	.000	57-91	.626	84	108	192	5.8	93	0	21	46	28	15	355	10.8
33	Capouch,Tenika	30-0	212	7.1	26-62	.419	0-4	.000	22-34	.647	26	28	54	1.8	16	0	3	10	1	6	74	2.5
34	DePuydt,Annie	16-16	432	27.0	49-116	.422	9-31	.290	22-25	.880	27	34	61	3.8	18	0	26	18	1	7	129	8.1
43	Goggins,Kayleen	33-33	832	25.2	135-324	.417	36-122	.295	63-81	.778	53	104	157	4.8	62	0	45	41	6	22	369	11.2
Team											34	36	70				8					
Total.....		33	6600		862-2039	.423	258-795	.325	444-613	.724	445	838	1283	38.9	481	3	462	407	71	181	2426	73.5
Opponents.....		33	6600		769-1958	.393	213-667	.319	371-500	.742	326	720	1046	31.7	575	-	415	423	74	179	2122	64.3

TEAM STATISTICS	MSUB	OPP	Date	Opponent	Score	Att.
SCORING	2426	2122	11/08/13	vs Pittsburg State	L 71-77	0
Points per game	73.5	64.3	11/09/13	vs Univ. of Indianapoli	L 45-87	0
Scoring margin	+9.2	-	11/10/13	vs Cal State East Bay	w 77-73	0
FIELD GOALS-ATT	862-2039	769-1958	11/16/13	CSC	w 59-55	415
Field goal pct	.423	.393	11/22/13	UNIVERSITY OF GREAT FALLS	w 102-78	780
3 POINT FG-ATT	258-795	213-667	11/25/13	ROCKY MOUNTAIN COLLEGE	w 85-58	803
3-point FG pct	.325	.319	11/27/13	MONTANA STATE NORTHERN	w 76-59	750
3-pt FG made per game	7.8	6.5	* 12/05/13	at Alaska Anchorage	L 59-90	400
FREE THROWS-ATT	444-613	371-500	* 12/7/13	at Alaska	w 83-46	220
Free throw pct	.724	.742	12/13/13	CARROLL COLLEGE	w 62-47	650
F-Throws made per game	13.5	11.2	12/19/12	vs Texas Woman's	w 78-58	111
REBOUNDS	1283	1046	12/20/13	vs Drury	L 75-76	111
Rebounds per game	38.9	31.7	* 1/2/14	SIMON FRASER	w 81-63	350
Rebounding margin	+7.2	-	* 1/4/2014	WESTERN WASHINGTON U	w 82-69	338
ASSISTS	462	415	* 01/11/14	at Seattle Pacific	L 57-63	216
Assists per game	14.0	12.6	* 01/16/14	at Central Washington	w 72-44	339
TURNOVERS	407	423	* 01/18/14	at Northwest Nazarene	w 66-61	491
Turnovers per game	12.3	12.8	* 1/23/14	SAINT MARTIN'S	w 75-56	687
Turnover margin	+0.5	-	* 1/25/14	WESTERN OREGON	w 79-57	512
Assist/turnover ratio	1.1	1.0	* 01/30/14	at Western Washington U	w 71-63	442
STEALS	181	179	* 02/01/14	at Simon Fraser	w 76-61	238
Steals per game	5.5	5.4	2/5/14	SOUTH DAKOTA MINES	w 78-39	447
BLOCKS	71	74	* 2/8/2014	SEATTLE PACIFIC	w 74-59	557
Blocks per game	2.2	2.2	* 2/13/14	NORTHWEST NAZARENE	w 90-72	478
ATTENDANCE	8372	5292	* 2/15/14	CENTRAL WASHINGTON	w 60-39	675
Home games-Avg/Game	15-558	10-415	* 02/20/14	at Western Oregon	w 77-67	303
Neutral site-Avg/Game	-	8-142	* 02/22/14	at Saint Martin's	L 59-69	326
			* 2/27/14	ALASKA	w 104-77	453
			* 3/1/14	ALASKA ANCHORAGE	w 75-72	477
			03/07/14	vs Simon Fraser	L 74-85	288
			03/14/14	vs Academy of Art	w 60-59	311
			03/15/14	vs Simon Fraser	w 76-68	318
			03/17/14	at Cal Poly Pomona	L 68-75	1178

* - Conference game

Record Book

POINTS

GAME

43	Shelley Altrogge vs. Denver	2/23/90	
	<u>SEASON</u>		
T1.	Shelley Altrogge	691	1989-90
T1.	Shelley Altrogge	691	1990-91
3.	Sherry McQuinn	624	1991-92
4.	Alira Carpenter	601	2008-09
5.	Bobbi Knudsen	569	2013-14
6.	Codi Schmitz	568	1999-00
7.	Alira Carpenter	542	2006-07
8.	Alira Carpenter	541	2007-08
9.	Bobbi Knudsen	533	2011-12
10.	Tera Silvius	512	1993-94

SEASON

CAREER (1000+)

1.	Alira Carpenter	2000	2006-09
2.	Bobbi Knudsen	1831	2010-14
3.	Tera Silvius	1620	1992-95
4.	Evonne Goroski	1572	1985-88
5.	Deb Prevost	1540	1975-78
6.	Megan Mason-Dickerson	1519	1995-98
7.	Sherry McQuinn	1452	1991-93
8.	Shelley Altrogge	1382	1990-91
9.	Kelli Kenyon	1362	1984-87
10.	Amy Winslow	1358	1996-99
11.	Codi Schmitz	1324	1997-00
12.	Tanya Petersen	1264	2003-06
13.	Natalie Visger	1219	2000-03
14.	Alicia Cahill	1195	1996-99
15.	Tami Fleek	1147	1995-98
16.	Lori Fries	1139	1981-84
17.	Theresa O'Donnell	1135	1982-84
18.	Kayla Ryan	1134	2007-11
19.	Michelle Lieber	1115	2005-07
20.	Robyn Milne	1066	2002-05

FIELD GOALS MADE

GAME

16	Theresa O'Donnell vs. Great Falls	12/15/83
	Evonne Goroski vs. Northern Colorado	1/8/88

SEASON

1.	Shelley Altrogge	282	1990-91
2.	Shelley Altrogge	254	1989-90
3.	Sherry McQuinn	220	1991-92
4.	Codi Schmitz	214	1999-00
5.	Evonne Goroski	213	1987-88
6.	Deb Prevost	209	1977-78
7.	Bobbi Knudsen	207	2013-14
8.	Bobbi Knudsen	203	2011-12
9.	Evonne Goroski	199	1986-87
10.	Codi Schmitz	198	1998-99

CAREER

1.	Alira Carpenter	700	2006-09
T2.	Bobbi Knudsen	680	2010-14
T2.	Evonne Goroski	680	1985-88
4.	Tera Silvius	585	1992-95
5.	Megan Mason-Dickerson	578	1995-98
6.	Kelli Kenyon	557	1984-87
7.	Shelley Altrogge	536	1990-91
8.	Sherry McQuinn	530	1991-93
9.	Codi Schmitz	528	1997-00
10.	Tami Fleek	488	1995-98

FIELD GOALS ATTEMPTED

SEASON

1.	Deb Prevost	552	1977-78
2.	Shelley Altrogge	549	1990-91
3.	Shelley Altrogge	530	1989-90
4.	Kelli Kenyon	494	1986-87
5.	Bobbi Knudsen	488	2011-12
6.	Bobbi Knudsen	467	2013-14
7.	Sherry McQuinn	457	1991-92
8.	Alira Carpenter	450	2007-08
9.	Alira Carpenter	449	2006-07
10.	Alira Carpenter	447	2008-09

CAREER

1.	Alira Carpenter	1628	2006-09
2.	Bobbi Knudsen	1617	2010-14
3.	Kelli Kenyon	1389	1984-87
4.	Evonne Goroski	1366	1985-88
5.	Megan Mason-Dickerson	1329	1995-98
6.	Tera Silvius	1326	1992-95
7.	Lori Fries	1122	1981-84
8.	Sherry McQuinn	1119	1991-93
9.	Shelley Altrogge	1079	1990-91
10.	Theresa O'Donnell	1032	1982-84

FIELD GOAL PERCENTAGE (4 Made per game)

SEASON

1.	Michelle Lieber	.681	2006-07
2.	Michelle Lieber	.671	2005-06
3.	Mary Anderson	.613	1987-88
4.	Tami Fleek	.566	1996-97
5.	Chelsea Banis	.554	2013-14
6.	Codi Schmitz	.544	1998-99
7.	Codi Schmitz	.542	1999-00
8.	Brandy Hamblin	.534	1995-96
9.	Robyn Milne	.532	2003-04
10.	Kayla Ryan	.525	2008-09

Record Book

CAREER

1.	Sherry McQuinn	392	1991-93
2.	Tera Silvius	347	1992-95
3.	Shelley Altrogge	310	1990-91
4.	Kayla Ryan	308	2007-11
5.	Alira Carpenter	306	2006-09
6.	Bobbi Knudsen	293	2010-14
7.	Michelle Lieber	289	2005-07
8.	Natalie Visger	286	2000-03
9.	Amy Winslow	280	1996-99
10.	Codi Schmitz	267	1997-00

7.	Amy Winslow	.757	1996-99
8.	Laura Merritt	.748	1980-81
T9.	Kayla Ryan	.747	2007-11
T9.	Dani Henderson	.747	2007-08

ASSISTS

GAME

13	PJ Eubank vs. Montana Western	2/4/81
13	Deena Bartu vs. Seattle	2/19/00
13	Bobbi Knudsen vs. AK Fairbanks	01/12/13

FREE THROWS ATTEMPTED

SEASON

1.	Sherry McQuinn	262	1991-92
2.	Shelley Altrogge	249	1989-90
3.	Michelle Lieber	201	2006-07
4.	Codi Schmitz	199	1999-00
5.	Sherry McQuinn	179	1992-93
6.	Shelley Altrogge	173	1990-91
7.	Natalie Visger	153	2002-03
T8.	Kelli Kenyon	149	1986-87
T8.	Tera Silvius	149	1993-94
10.	Alira Carpenter	145	2008-09

SEASON

1.	Bobbi Knudsen	193	2013-14
2.	Amy Winslow	183	1998-99
3.	Bobbi Knudsen	167	2012-13
4.	Shantell Marquis	160	2008-09
5.	Tera Silvius	145	1993-94
6.	Robyn Stewart	141	1985-86
7.	Deena Bartu	140	1999-00
8.	Tera Silvius	135	1994-95
T9.	Megan Mason-Dickerson	128	1996-97
T9.	Lisa Jellum	128	2005-06

CAREER

1.	Sherry McQuinn	577	1991-93
2.	Shelley Altrogge	442	1990-91
3.	Tera Silvius	437	1992-95
4.	Kayla Ryan	412	2007-11
5.	Codi Schmitz	403	1997-00
6.	Michelle Lieber	391	2005-07
7.	Megan Mason-Dickerson	390	1995-98
T8.	Bobbi Knudsen	370	2010-14
T8.	Amy Winslow	370	1996-99
10.	Robyn Milne	369	2002-05

CAREER

1.	Amy Winslow	589	1996-99
2.	Bobbi Knudsen	532	2010-14
3.	Shantell Marquis	472	2006-11
4.	Tera Silvius	448	1992-95
5.	Shiloh Schwab	399	1994-98
6.	Megan Mason-Dickerson	355	1995-98
7.	Jenny Langford	291	2003-06
8.	Jetton Meadors	282	2006-09
9.	Evonne Goroski	272	1985-88
10.	PJ Eubank	264	1982-84

FREE THROW PERCENTAGE

SEASON (2 made per game)

1.	Alira Carpenter	.883	2008-09
2.	Lisa Jellum	.849	2005-06
3.	Natalie Visger	.843	2002-03
4.	Bobbi Knudsen	.841	2013-14
5.	Natalie Visger	.837	2001-02
6.	Alira Carpenter	.832	2007-08
7.	Kayla Ryan	.826	2009-10
8.	Tera Silvius	.822	1994-95
9.	Colleen Day	.821	1989-90
10.	Lori Fries	.817	1982-83

CAREER

1.	Alira Carpenter	.862	2006-09
2.	Natalie Visger	.822	2000-03
3.	Tera Silvius	.794	1992-95
4.	Bobbi Knudsen	.792	2010-14
5.	Kalli Stanhope	.779	2008-12
6.	Shiloh Schwab	.759	1994-98

BLOCKED SHOTS

GAME

9	Jessie Henigman vs. Seattle	12/1/01
---	-----------------------------	---------

SEASON

1.	Robyn Milne	104	2004-05
2.	Jessica Henigman	101	2002-03
3.	Robyn Milne	74	2003-04
T4.	Jessica Henigman	66	2000-01
T4.	Jessica Henigman	66	2001-02
6.	Robyn Milne	57	2001-02
7.	Tanya Petersen	50	2005-06
8.	Robyn Milne	43	2002-03
9.	Jessica Henigman	39	1999-00
10.	Shelley Altrogge	37	1990-91

CAREER

1.	Robyn Milne	278	2002-05
2.	Jessica Henigman	272	2000-03
3.	Tanya Petersen	117	2003-06
4.	Kayla Ryan	109	2007-11

Record Book

5.	Shantell Marquis	85	2006-11
6.	Alicia Cahill	71	1996-99
T7.	Shelley Altrogge	64	1990-91
T7.	Michelle Lieber	64	2005-07
9.	Codi Schmitz	51	1997-00
10.	Kelly Maebane	41	1994-95

STEALS

GAME

10	Shantelle Marquis vs. Northwest Nazarene	1/26/08
----	--	---------

SEASON

1.	Amy Winslow	112	1998-99
2.	Shantell Marquis	89	2008-09
3.	Shantelle Marquis	87	2007-08
4.	Amy Winslow	79	1996-97
5.	Shantelle Marquis	73	2006-07
6.	Amy Winslow	67	1995-96
7.	Evonne Goroski	66	1985-86
8.	Evonne Goroski	65	1986-87
9.	Tera Silvius	63	1992-93
10.	Tera Silvius	62	1993-94

CAREER

1.	Amy Winslow	343	1996-99
2.	Shantell Marquis	334	2006-11
3.	Evonne Goroski	218	1985-88
4.	Tera Silvius	209	1992-95
5.	Bobbi Knudsen	191	2010-14
6.	Shiloh Schwab	186	1994-98
7.	Megan Mason-Dickerson	182	1995-98
8.	Kelley Raver	120	1990-93
9.	Kelli Kenyon	116	1984-87
10.	Colleen Day	113	1988-90

REBOUNDS

GAME

26	Grace Grabofsky vs. MSU-Northern	2/16/78
----	----------------------------------	---------

SEASON

1.	Shelley Altrogge	376	1989-90
2.	Shelley Altrogge	358	1990-91
3.	Robyn Milne	313	2003-04
4.	Robyn Milne	290	2004-05
5.	Theresa O'Donnell	285	1982-82
6.	Sherry McQuinn	280	1991-92
7.	Michelle Lieber	275	2005-06
8.	Alicia Cahill	271	1996-97
9.	Brandy Hamblin	265	1995-96
10.	Codi Schmitz	264	1999-00

CAREER (400+)

1.	Robyn Milne	957	2002-05
2.	Alicia Cahill	814	1996-99
3.	Natalie Visger	796	2000-03
4.	Theresa O'Donnell	761	1982-84

5.	Michelle Lieber	740	2005-07
6.	Shelley Altrogge	734	1990-91
7.	Janiel Olson	730	2011-pres.
8.	Lori Fries	684	1981-84
T9.	Codi Schmitz	649	1997-00
T9.	Tanya Petersen	649	2003-06
10.	Sherry McQuinn	639	1991-93
11.	Shelley Pehlke	628	1979-82
12.	Jessica Henigman	608	2000-03
13.	Teri Weiderrick	595	1888-91
14.	Sandi Schwertfeger	571	1983-86
15.	Evonne Goroski	565	1985-88
16.	Megan Mason-Dickerson	551	1995-98
17.	Jen Smith	541	2006-09
18.	Tera Silvius	505	1992-95
19.	Kelli Kenyon	481	1984-87
20.	Bobbi Knudsen	480	2010-14
20.	Shantell Marquis	472	2006-11
21.	Amy Winslow	458	1996-99
22.	Tami Fleek	450	1995-98

GAMES

CAREER

1.	Bobbi Knudsen	118	2010-14
T2.	Alicia Cahill	116	1996-99
T2.	Amy Winslow	116	1996-99
4.	Shantell Marquis	115	2006-11
T5.	Kami Malnaa	114	1999-02
T5.	Jennifer Skrfivars	114	2004-07
T7.	Becky Mateja	113	1985, 87-89
T7.	Alira Carpenter	113	2006-09
T9.	Evonne Goroski	112	1985-88
T9.	Jessica Henigman	112	2000-03
T9.	Natalie Visger	112	2000-03



Rylee Kane, Freshman Guard

All-Time Award Winners

MONTANA STATE BILLINGS WOMEN'S BASKETBALL TEAM RECORDS

POINTS

GAME

- T1. 106 vs. Black Hills State (Feb. 13, 1976)
- T1. 106 vs. Seattle Pacific (Jan. 25, 1997)
- T1. 106 vs. Seattle (Feb. 19, 2000)
- 4. 105 vs. Dickinson State (Jan. 2, 1997)
- 5. 104 vs. Alaska Fairbanks (Feb. 27, 2014)

SEASON

- 1. 2426 2013-14
- 2. 2317 2006-07
- 3. 2241 1997-98
- 4. 2171 1998-99
- 5. 2119 1995-96

POINTS PER GAME

- 1. 80.0 1997-98
- 2. 73.5 2013-14
- 3. 73.4 1975-76
- 4. 73.1 1995-96
- 5. 72.6 2005-06

FIELD GOALS MADE

GAME

- 1. 44 vs. Seattle (Feb. 19, 2000)
- 2. 42 vs. Alaska-Anchorage (Feb. 6, 1997)
- 3. 41 vs. Dickinson State (Jan. 2, 1997)
- 4. 40 vs. University of Mary (Dec. 10, 1983)
- 5. 39 vs. Great Falls (Dec. 15, 1983)

SEASON

- 1. 863 1997-98
- 2. 862 2014-15
- 2. 829 1986-87
- 3. 823 1990-91
- 4. 805 1995-96

FIELD GOAL PERCENTAGE

GAME (55+Attempts)

- 1. .667 vs. Rocky Mountain (Nov. 22, 1983)
- 2. .647 vs. Seattle (Feb. 19, 2000)
- 3. .621 vs. Metro State (Dec. 2, 2005)
- 4. .617 vs. Metro State (Feb. 5, 1989)
- 5. .607 vs. Western New Mexico (Feb. 27, 1998)

SEASON

- 1. .478 1997-98
- 2. .470 1996-97
- 3. .466 1987-88
- 4. .465 1995-96
- 5. .457 1986-87

THREE-POINTERS MADE

GAME

- 1. 17 vs. Saint Martin's (Dec. 16, 2005)
- 2. 16 vs. UC-Colorado Springs (Nov. 15, 2009)
- T3. 15 vs. Alaska Fairbanks (Feb. 12, 2000)
- T3. 15 vs. Texas-Permian Basin (Feb. 17, 2007)
- T3. 15 vs. Alaska Fairbanks (Mar. 5, 2009)
- T3. 15 vs. Northwest Nazarene (Feb. 13, 2014)
- T6. 14 vs. Carroll (Feb. 8, 2002)
- T6. 14 vs. Notre Dame De Namur (Nov. 11, 2012)

SEASON

- 1. 258 2013-14
- 2. 230 2006-07
- 3. 227 2011-12
- 4. 224 2005-06
- 5. 202 2008-09

THREE-POINT PERCENTAGE

SEASON

- 1. .387 1997-98
- 2. .376 1995-96
- 3. .369 2006-07
- 4. .362 1998-99
- 5. .357 2008-09

FREE THROWS MADE

GAME

- 1. 33 vs. Rocky Mountain College (Jan. 17, 1977)
- 2. 32 vs. Seattle Pacific (Jan. 25, 1997)
- T3. 31 vs. Montana Western (Nov. 29, 1991)
- T3. 31 vs. St. Edwards (Jan. 7, 2007)
- 5. 30 vs. Idaho State (Nov. 24, 1985)

SEASON

- 1. 485 2006-07
- 2. 452 1998-99
- 3. 444 2013-14
- 4. 440 1991-92
- 5. 427 1995-96

FREE THROW PERCENTAGE

GAME (20+ Attempts)

- 1. .955 vs. Western Washington (Jan. 4, 2014)
- T2. .900 vs. Humboldt State (Dec. 17, 2004)
- T2. .900 vs. St. Mary's (Texas) (Jan. 14, 2006)
- T2. .900 vs. Colorado School of Mines (Dec. 1, 2007)
- 5. .897 vs. Regis (Dec. 4, 2005)

SEASON

- T1. .744 2005-06
- T1. .744 2009-10
- T3. .734 2004-05
- T3. .734 2007-08

All-Time Award Winners

5. .733

1994-95

ASSISTS

GAME

- 1. 40 vs. Rocky Mountain (Nov. 22, 1983)
- T2. 30 vs. Montana Tech (Jan. 12, 2005)
- T2. 30 vs. St. Martin's (Dec. 16, 2005)
- T4. 29 vs. Metro State (Feb. 5, 1988)
- T4. 29 vs. Alaska Anchorage (Feb. 6, 1997)

SEASON

- | | | |
|-----|-----|---------|
| 1. | 535 | 1997-98 |
| 2. | 515 | 2006-07 |
| 3. | 503 | 1998-99 |
| T4. | 501 | 1999-00 |
| T4. | 501 | 2004-05 |

BLOCKED SHOTS

GAME

- T1. 12 vs. Montana Tech (Jan. 26, 2002)
- T1. 12 vs. North Greenville (Feb. 28, 2003)
- T3. 11 vs. Alaska Anchorage (Dec. 20, 2001)
- T3. 11 vs. Northwest Nazarene (Jan. 13, 2001)
- T3. 11 vs. Chadron State (Jan. 15, 2002)

SEASON

- | | | |
|----|-----|---------|
| 1. | 168 | 2001-02 |
| 2. | 164 | 2002-03 |
| 3. | 152 | 2004-05 |
| 4. | 130 | 2003-04 |
| 5. | 124 | 2010-11 |

STEALS

GAME

- 1. 23 vs. Carroll (Jan. 12, 1993)
- T2. 20 vs. Western Washington (Jan. 24, 1998)
- T2. 20 vs. Montana Tech (Feb. 14, 1998)
- T4. 19 vs. Montana Western (Nov. 17, 2011)
- T4. 19 vs. Colorado School of Mines (Jan. 11, 1991)
- T4. 19 vs. Metro State (Feb. 6, 1989)

SEASON

- | | | |
|----|-----|---------|
| 1. | 359 | 1997-98 |
| 2. | 323 | 1998-99 |
| 3. | 295 | 1992-93 |
| 4. | 291 | 2011-12 |
| 5. | 278 | 1995-96 |

REBOUNDS

GAME

- 1. 74 vs. Great Falls (Dec. 15, 1983)
- 2. 72 vs. Montana State (Dec. 1, 1978)
- 3. 67 vs. Montana Tech (1976)
- 4. 65 vs. Black Hills State (1977)
- 5. 64 vs. Western Oregon (Nov. 17, 2006)

SEASON

- | | | |
|----|------|---------|
| 1. | 1283 | 2013-14 |
| 2. | 1206 | 1978-79 |
| 3. | 1178 | 2004-05 |
| 4. | 1175 | 1990-91 |
| 5. | 1172 | 2002-03 |



Lexi Prevost, Freshman Guard

All-Time Series Records

Abilene Christian (2-0)

H - (1-0) N - (1-0)

12/20/05 H W 65-55
12/19/06 N-Honolulu, HI W 86-61

Academy of Art (1-0)

3/14/14 N-Pomona, CA W 60-59

Adams State (0-1)

11/28/09 N-Colo. Springs L 46-59

Air Force (6-7)

H - (4-2) A - (2-5)

12/13/82 A L 69-83
2/22/85 H L 72-79
2/23/85 H W 70-63
2/21/86 A L 73-79
2/22/86 A W 80-63
1/23/87 H W 85-72
1/24/87 H W 89-65
2/19/88 A W (OT) 93-87
2/20/88 A L 68-69
1/27/89 H L 47-59
1/28/89 H W 64-61
2/2/90 A L 67-76
2/3/90 A L 61-76

Alaska Anchorage (26-25)

H - (15-10) A - (11-15)

1/4/85 H W 66-50
1/5/85 H L 55-68
1/10/86 A L 63-67
1/11/86 A W 64-57
1/16/87 H W 86-81
1/17/87 H W 80-70
1/22/88 A L 49-72
1/23/88 A L 48-58
1/13/89 A L 45-74
2/7/89 H L 60-69
1/26/90 A W 76-73
2/13/90 H W 103-73
1/26/91 A W 73-65
2/9/91 H W 69-43
1/31/92 H L 65-74
2/13/92 A L 72-82
2/6/93 A W (OT) 67-65
2/12/93 H L 53-69
2/5/94 H W 62-57
2/26/94 A L (OT) 65-67
3/8/94 H W 76-59
2/4/95 H W 82-51
2/25/95 A L 76-78
2/1/96 H W 82-58
2/22/96 A W 81-64
1/16/97 A W 80-60
2/6/97 H W 102-60
2/5/98 A W 78-32
2/19/98 H W 99-64
1/23/99 A W 73-64

1/30/99 H W 73-64
12/2/99 H L 68-76
2/10/00 A W 68-66
1/27/01 A L 50-69
3/3/01 H W 66-56
12/20/01 A W 82-54
12/19/03 A W 62-54
1/3/08 A L 66-68
3/8/08 H L 56-62
2/7/09 H L 55-56
3/7/09 A L 52-74
1/14/10 A L 63-85
2/24/10 H L 63-65
1/1/11 H L 59-78
1/29/11 A L 48-62
1/5/12 A (#8 in nation) L 50-59
2/4/12 H (#8 in nation) L 51-56
1/10/13 H W 78-64
2/9/13 A L 55-61
12/5/13 A L 59-90
3/1/14 H W 75-72

Alaska Fairbanks (48-11)

H - (24-2) A - (23-7) N - (1-2)

3/10/78 Seattle, WA L 57-68
1/2/81 H W 67-55
12/11/81 A W 65-56
12/12/81 A W 69-55
1/27/83 H W 81-42
2/26/83 A W 84-69
2/1/85 H W 83-54
2/2/85 H W 81-64
1/13/86 A W 85-68
1/14/86 A W 85-57
2/13/87 H W 86-62
2/14/87 H W 76-64
1/25/88 A L 67-75
1/26/88 A L 53-61
1/14/89 A L 53-59
2/6/89 H L 51-66
1/9/90 H W 62-58
1/27/90 A W 62-55
1/27/91 A W 51-43
2/10/91 H W 78-48
2/15/92 A L 63-77
2/25/92 H L 79-83
2/8/93 A W 66-59
2/14/93 H W 78-56
2/3/94 H W 81-48
2/24/94 A W 91-55
2/2/95 H W 102-51
2/23/95 A W 83-58
2/3/96 H W 85-67
2/24/96 A W 73-68
1/18/97 A L 43-54
1/19/97 A W 60-46
2/8/97 H W 89-55
1/15/98 H W 80-54
2/7/98 A W 71-65
1/21/99 A W 69-62

1/28/99 H W 78-58
2/26/99 N-Bellingham, WAW 79-45
12/4/99 H W 68-49
2/12/00 A W (OT) 75-74
1/25/01 A L 51-56
3/1/01 H W 67-43
12/21/01 A L (OT) 67-76
1/3/02 N-Laie, Hawaii L 71-81
12/20/03 A W 69-58
1/5/08 A W 60-51
3/6/08 H W 73-65
1/14/09 H W 82-71
3/5/09 A W 77-63
1/16/10 A W 67-49
2/6/10 H W 61-60
1/3/11 H W 90-45
1/27/11 A W 81-60
1/7/12 A W 84-58
2/2/12 H W 88-72
1/12/13 H W 73-67
2/7/13 A W 70-50
12/7/13 A W 83-46
2/27/14 H W 104-77

Arkansas Tech (0-1)

3/17/99 N-Pine Bluff, AR L 56-68

Bemidji State (1-1)

A - (0-1) N - (1-0)

12/16/89 A L 53-69
11/22/97 N-Golden, CO W 103-48

Biola (0-1)

3/25/76 Ashland, OH L 51-88

Black Hills State (5-1)

H - (4-0) A - (0-1) N - (1-0)

2/13/76 H W 106-52
2/5/77 H W 96-46
12/30/95 N-Rapid City, SD W 67-53
12/21/98 H W 83-62
12/9/11 H W 59-40
11/10/12 A L 63-65

Brigham Young - Hawaii (1-0)

12/19/11 A W 67-54

Cal Poly Pomona (1-6)

A - (0-5) N - (1-0)

3/20/77 A L 47-82
11/19/88 A L 67-75
12/8/91 N-Sacramento, CAW 69-43
12/7/91 A L 65-69
3/6/97 N-Davis, CA L 67-69
3/10/00 A L 63-76
3/17/14 A L 68-75

All-Time Series Records

Cal State Dominguez Hills (6-0)

A - (1-0) N - (5-0)

11/18/88	N- Pomona, CA	W	59-45
11/19/93	N-Chico, CA	W	61-49
3/7/96	N-Davis, CA	W	67-57
11/23/96	N-Chico, CA	W	58-45
11/16/01	A	W	75-49
11/19/10	N-Belmont, CA	W	67-37

Cal State East Bay (3-0)

12/11/92	H	W	62-46
12/12/92	H	W	73-48
11/10/13	N-Anaheim, CA	W	77-73

Cal State L.A. (2-0)

11/21/92	A	W	83-60
11/17/01	A	W	71-70

Cal State Monterrey Bay (0-1)

11/20/10	N-Belmont, CA	L	47-77
----------	---------------	---	-------

Cal State Stanislaus (4-0)

H - (2-0) A - (2-0)

12/21/89	H	W	58-47
12/22/89	H	W	67-62
11/28/97	A	W	86-39
12/6/02	A	W	66-61

Carroll (38-7)

H - (23-4) A - (14-3) N - (1-0)

2/1/74	H	L	NA
1/18/75	A	W	71-19
2/12/76	H	W	79-52
1/28/77	A	W	61-58
2/12/77	H	W	69-49
1/20/78	H	W	57-37
2/14/78	H	W	45-41
1/19/79	H	L	56-63
2/19/79	A	W	66-60
1/18/80	H	W	66-51
2/8/80	A	L	60-64
1/19/81	H	W	60-52
2/5/81	A	W	65-63
2/21/81	A	W	68-58
1/18/82	A	W	70-43
2/5/82	H	W	61-51
2/16/81	H	L	52-68
12/2/82	A	W	54-46
1/2/83	H	W	63-45
12/9/83	H	W	72-59
1/2/84	H	W	75-47
1/18/84	A	W	77-61
11/28/84	A	W	79-64
12/14/84	H	L	52-58
12/3/85	A	W	60-49
12/14/85	H	W (OT)	71-69
12/2/86	A	L	59-64
12/5/87	H	W	70-48

11/28/88	H	W	61-55
12/14/88	A	L	53-61
1/5/90	H	W	58-43
1/6/91	H	W	71-38
1/22/91	A	W	71-56
11/30/91	N - Dillon, MT	W	77-56
1/22/92	H	W	80-67
1.12.93	A	W	61-55
12/18/94	H	W	57-52
12/19/95	A	W	87-72
1/29/97	H	W	73-48
11/25/97	A	W	94-53
1/2/98	H	W	80-68
1/1/99	H	W	68-59
2/8/02	H	W	78-56
1/10/03	H	W	63-52
12/13/13	H	W	62-47

Central Arkansas (0-1)

12/21/99	N-Bahamas	L	57-66
----------	-----------	---	-------

Central Missouri State (1-0)

12/28/94	N-San Diego, CA	W	83-69
----------	-----------------	---	-------

Central Washington (18-8)

H - (9-2) A - (7-5) N - (2-1)

1/11/97	A	W	63-57
11/21/97	H	W	70-47
12/22/97	A	W	81-58
2/6/99	H	W	71-36
1/13/00	A	W (OT)	79-76
2/3/00	H	W	64-45
11/30/00	A	L	63-75
2/3/01	H	W	70-56
3/14/03	N-Seattle, Wash.	W	91-69
11/21/03	N-Seattle, Wash.	W	70-68
12/29/03	N-LaJolla, CA	L	54-78
1/22/05	A	L	63-81
1/10/08	H	W	58-49
2/9/08	A	L	71-73
1/22/09	A	W	71-60
2/21/09	H	W	77-48
1/30/10	H	L	64-83
3/6/10	A	L	60-64
1/15/11	A	L	71-81
2/10/11	H	W	59-48
1/14/12	H	L	59-65
2/9/12	A	W	61-52
11/29/12	H	W	66-59
03/02/13	A	W	85-65
1/16/14	A	W	72-44
2/15/14	H	W	60-39

Central Wyoming (2-0)

1/24/79	A	W	58-33
12/17/79	A	W	62-59

Chadron State (10-3)

H - (7-1) A - (3-1) N - (0-1)

1/7/78	Laramie, WY	L	56-58
1/19/80	H	W	53-42
1/2/99	H	W	71-51
12/31/99	H	W	76-61
12/30/00	H	W	90-60
1/15/02	A	W	61-45
11/21/09	H	W	74-63
1/3/10	A	W	68-41
11/29/10	A	L	59-73
12/29/10	H	L	53-60
11/12/11	H	W	77-50
11/11/12	A	W	79-64
11/16/13	H	W	59-55

Chaminade (2-0)

12/18/08	A	W	83-32
12/16/11	A	W	84-76

Chapman (1-1)

H - (0-1) A - (1-0)

11/22/86	H	L	77-80
12/6/92	A	W	70-66

Chico State (0-3)

A - (0-1) N - (0-2)

3/7/87	A	L	67-76
11/19/95	N-Chico, CA	L	71-84
12/10/04	N-Arcata, CA	L	65-77

Colorado Christian (2-0)

A - (1-0) N - (1-0)

12/11/92	A	W	64-53
11/14/97	N-Golden, CO	W	103-48

Colorado College (1-0)

12/15/82	A	W	67-47
----------	---	---	-------

Colorado-Colorado Springs (4-0)

H - (1-0) A - (2-0) N - (1-0)

11/30/90	N-Pueblo, CO	W	75-34
1/12/91	A	W	84-66
11/15/09	H	W	91-57
11/27/09	A	W	70-61

Colorado School of Mines (6-0)

H - (4-0) A - (2-0)

1/11/91	A	W	78-34
11/15/96	H	W	76-59
11/15/97	A	W	61-51
11/14/98	H	W	60-41
12/1/07	H	W	67-55
11/23/08	H	W	91-82

Colorado State-Pueblo (4-0)

H - (1-0) A - (3-0)

12/1/90	A	W	65-62
---------	---	---	-------

All-Time Series Records

12/16/96 A W 95-66
11/15/08 H W 91-81
1/3/09 A W 62-48

Converse (2-0)

2/13/04 H W 91-67
2/14/04 H W 73-57

Dakota Wesleyan (0-1)

12/29/79 N L 57-61

Dawson CC (1-0)

12/11/79 H L 55-56

Denver (11-7)

H - (5-0) A - (5-6) N - (1-1)

1/5/78 Laramie, WY W 72-67
12/11/82 H W 62-43
2/14/85 A L 68-77
2/15/85 A L 59-72
2/14/86 H W 71-61
2/15/86 H W (OT) 65-62
1/9/87 A L 53-59
1/10/87 A L 50-53
2/26/88 H W 76-58
2/27/88 H W 83-61
1/21/89 A L 57-75
2/4/89 A W 62-55
2/23/90 A W 71-66
2/24/90 A L 65-66
1/15/91 A W 70-55
1/2/94 A W 66-57
12/1/94 N-Canyon, TX L 57-60
12/2/95 A W 56-52

Dickinson State (11-4)

H - (10-1) A - (1-3)

1/21/78 H W 52-40
2/10/79 H (OT) L 60-62
12/8/79 H W 70-65
12/5/80 H W 74-63
12/12/80 A L 63-64
12/8/81 H W 60-38
12/16/81 H W 70-59
12/4/82 H W 70-49
2/18/83 A L 46-48
12/3/83 H W 71-49
11/30/84 H W 66-63
2/1/0/84 A W 67-66
1/1/96 A L 55-63
1/2/97 H W 105-45
12/12/09 H W 71-61

Dixie State College of Utah (2-0)

H - (1-0) A - (0-1)

11/16/12 A W 74-71
11/23/12 H W 91-87

12/20/13 #6 in nation N-Las Vegas, NV
L 75-76

Eastern New Mexico (1-2)

H - (1-1) N - (0-1)

11/22/92 H L 70-72
11/23/92 H W 64-61
11/25/05 N-Canyon, TX L 67-82

Eastern Washington (0-3)

H - (0-2) A - (0-1)

2/24/78 H L 56-63
2/2/79 H L 58-84
2/25/84 A L 49-96

Emporia State (0-1)

11/28/98 N-Phoenix, AZ L 77-81

Ferris State (1-1)

12/27/94 N-San Diego, CA W 73-44
12/29/97 N-Turlock, CA L 63-70

Flathead Valley CC (4-3)

H - (1-1) A - (3-2)

1/24/75 H W 58-45
1/16/76 A W 50-47
2/27/76 A L 49-63
12/11/77 A L 44-61
12/18/77 H L 61-65
12/9/79 A W 73-46
1/4/80 A W 85-75

Florida Southern (1-1)

A - (0-1) N - (1-0)

11/24/00 N-Denver, CO W 66-54
2/2/04 A L 55-66

Fort Lewis College (1-0)

11/18/05 H W 75-56

Gardner-Webb (1-0)

12/7/96 N-Grand Forks, ND W 75-63

George Fox (1-0)

3/6/76 Tacoma, WA W 73-55

Gonzaga (1-1)

H - (1-0) A - (0-1)

12/15/80 A L 65-67
12/10/82 H W 65-49

Grand Canyon (20-4)

H - (12-1) A - (7-2) N - (1-1)

11/25/88 H W 63-60
11/26/88 H L 62-72
2/1/91 H W 69-43
2/2/91 H W 61-42
2/21/91 A W 57-41
2/22/91 A W 74-60

1/17/92 A W 61-47
1/18/92 A W 67-58
2/21/92 H W 78-68
2/22/92 H W 56-49
1/21/93 A L 63-71
1/22/93 A L 76-79
2/20/93 H W 63-48
1/21/94 H W 74-58
1/22/94 H W 70-53
2/10/94 A W 80-69
12/2/94 N-Canyon, TX L 69-76
11/18/95 N-Chico, CA W 86-66
11/27/98 A W 78-57
12/7/98 A W 66-52
11/23/01 H W 64-41
11/24/01 H W 59-39
2/18/05 H W 67-46
2/19/05 H W 80-77

Great Falls (9-12)

H - (8-4) A - (1-8)

1/6/79 H W 84-54
1/30/79 A W 74-62
1/26/80 A L 55-63
2/16/80 H W 55-43
1/24/81 H L 49-71
1/31/81 H L 55-63
2/12/81 A L 50-79
1/23/82 A L 54-57
1/30/82 A L 62-80
3/5/82 H L 49-65
1/6/83 A L 64-67
2/16/83 H W 77-71
12/15/83 H (OT) W 90-86
12/16/83 H L 69-73
1/23/84 A L 75-80
12/18/84 A L 63-72
12/19/84 A L 58-65
2/6/02 H W 89-59
11/22/13 H W 102-78

Green Mountain (2-0)

1/16/04 H W 98-49
1/17/04 H W 79-31

Hawaii at Hilo (0-1)

12/18/11 A L 48-49

Hawaii Pacific (2-0)

12/15/08 A W 86-71
12/15/11 A W 72-69

Hillsdale (0-1)

11/19/05 H L 53-66

Humboldt State (11-0)

H - (4-0) A - (6-0) N - (1-0)

11/21/95 A W 87-74
11/24/96 A W 64-47

All-Time Series Records

2/11/99	A	W	74-70
1/8/00	H	W	88-62
1/22/00	A	W	59-56
1/20/01	A	W	81-64
2/22/01	H	W	85-71
12/30/03	N-LaJolla, CA	W	80-64
1/2/04	A	W	69-58
12/17/04	H	W	58-44
12/18/04	H	W	77-45

Idaho (0-2)

H - (0-1) A - (0-1)

2/3/79	H	L	68-75
12/13/79	A	L	51-85

Idaho State (1-1)

H - (1-0) A - (0-1)

12/21/82	A	L	56-80
11/24/85	H	W	78-62

Incarnate Word (6-2)

H - (3-0) A - (3-2)

2/23/02	A	L	50-62
1/11/06	A	W	75-62
1/12/06	A	W	61-53
2/15/06	H	W	69-63
1/27/07	H	W	89-81
1/28/07	H	W	66-65
2/10/07	A	L	37-65
3/3/07	A	W (OT)	56-53

Indianapolis (0-1)

11/9/13	N-Anaheim, CA	L	45-87
---------	---------------	---	-------

Jamestown (1-0)

12/29/95	N-Rapid City, SD	W	84-51
----------	------------------	---	-------

Lewis & Clark (3-8)

H - (3-3) A - (0-4) N - (0-1)

12/14/79	A	L	61-67
12/18/80	A	L	72-87
1/3/81	H	W	71-69
3/9/82	H	L	59-83
12/4/87	H	W	72-52
11/22/96	N-Chico, CA	L	54-61
12/21/96	H	L	46-59
1/9/97	A	L	53-71
12/20/97	A	L	69-81
1/9/98	H	W	62-49
2/4/99	H	L (OT)	55-56

Lincoln (4-2)

H - (3-0) A - (1-2)

1/21/06	A	W	78-56
2/3/06	H	W	62-45
2/4/06	H	W	72-42
1/20/07	H	W	73-47
2/2/07	A	L	62-66
2/3/07	A	L (OT)	71-75

Linfield (2-0)

A - (1-0) N - (1-0)

3/7/77	A	W	66-65
3/11/78	Seattle, WA	W	83-56

Mary (3-6)

H - (3-2) A - (0-4)

1/18/83	H	L	61-64
12/10/83	H	W	87-49
2/9/84	A	L	60-73
12/15/06	H	W	69-63
12/15/07	A	L	67-90
11/21/08	H	L	70-73
11/29/08	A	L	73-84
11/18/09	H	W	70-53
12/17/09	A	L	64-73

Mesa State (Colorado Mesa) (1-2)

H - (1-0) N - (0-2)

12/3/94	N-Canyon, TX	L	81-86
1/1/00	H	W	70-59
11/17/12	N-St. George, UT	L	47-69

Metro State (14-7)

H - (7-2) A - (7-5)

1/7/85	A	W	97-42
1/8/85	A	W	78-51
1/3/86	H	W	81-55
1/4/86	H	W	79-55
1/30/87	A	W	68-61
1/31/87	A	W	76-65
2/5/88	H	W	85-52
2/6/88	H	W	79-31
1/22/89	A	W	66-59
2/17/89	A	L	57-70
1/12/90	H	L	57-59
1/14/90	H	W	78-55
1/14/91	A	L	60-64
1/4/94	A	W	71-66
11/19/94	H	W	83-74
12/4/95	A	L	64-74
12/2/05	A	W	87-62
12/6/08	H	W	65-61
1/2/09	A	L	61-67
12/19/09	A	L	64-89
11/13/10	H	L	46-49

Minnesota-Crookston (1-0)

11/28/08	N-Bismarck, N.D.	W	93-81
----------	------------------	---	-------

Minnesota Duluth (0-1)

12/31/88	N - Grand Forks	L	60-69
----------	-----------------	---	-------

Minnesota State-Mankato (1-0)

11/25/89	H	W	57-43
----------	---	---	-------

Minnesota State-Moorhead (1-3)

H - (1-1) A - (0-1) N - (0-1)

12/19/86	A	L	57-61
12/8/95	H	W	69-62
11/16/07	N-Grand Forks,NDL	65-89	
11/26/11	H	L	71-78

Minot State-N.D. (1-1)

12/18/10	H	W	87-57
11/25/11	H	L	59-62

Missouri Southern (1-0)

12/20/06	N-Honolulu,HI	W	78-69
----------	---------------	---	-------

Missouri Western State (0-2)

12/2/06	A	L	56-75
3/9/07	A	L	59-80

Montana (3-16)

A - (1-15) N - (2-1)

1/24/74	A	L	NA
2/22/74	Bozeman, MT	L	27-38
2/26/76	Big Fork, MT	W	72-51
2/28/76	Big Fork, MT	W	72-54
1/17/78	A	L	41-48
2/23/79	A	W	64-56
1/5/80	A	L	45-68
11/29/82	A	L	42-55
11/25/83	A	L	42-75
11/22/85	A	L	53-68
11/29/86	A	L	45-71
11/28/87	A	L	56-71
12/2/93	A	L	42-76
12/10/94	A	L	43-64
11/26/95	A	L	46-63
11/18/98	A	L	53-77
12/6/01	A	L	56-75
11/25/02	A	L	52-68
12/4/03	A	L	43-80

Montana JV (1-2)

H - (1-1) A - (0-1)

12/5/81	A	L	52-61
1/1/82	H (OT)	W	62-58
1/2/82	H (OT)	L	59-60

Montana State (9-15)

H - (6-1) A - (3-14)

1/17/74	A	L	58-60
2/23/74	A	L	38-45
1/17/75	A	L	58-60
2/2/75	H	W	41-34
2/21/75	A	L	82-83
1/8/76	A	L	61-72
1/27/76	H	L	55-61
1/15/77	A	L	49-54
2/22/77	H	W	62-61
2/3/78	A	W	59-53
2/11/78	H	W	62-59

All-Time Series Records

12/1/78	A (Forfeit Win)	W	37-69
12/11/78	H (Forfeit Win)	W	46-78
12/30/80	A	L	47-85
12/18/81	H	W	65-50
1/19/83	A	W	58-54
11/18/83	A	L	58-62
12/17/85	A	L	59-69
2/3/86	A	L	61-69
12/11/87	A	L	52-80
12/4/90	A	L	52-77
12/20/92	A	L	62-77
12/16/94	A	L	55-73

MSU-Northern (28-21)

H - (18-7) A - (7-13) N - (3-1)

12/14/73	H	W	NA
2/21/74	Bozeman, MT	W	58-10
2/20/75	Bozeman, MT	W	58-36
1/17/76	Big Fork, MT	W	84-38
1/30/76	H	W	89-44
2/6/76	A	W	79-41
1/20/77	H	W	80-21
2/4/77	H	W	69-26
1/24/78	A	W	73-56
2/17/78	H	W	66-44
1/11/79	H	L	56-61
2/16/79	A	W	90-58
1/25/80	A	L	44-49
2/15/80	H	W	59-52
1/23/81	H	W	46-41
2/27/81	A	W	62-59
2/28/81	A	L	65-68
1/22/82	A	L	53-54
2/26/82	H	L	51-62
2/27/82	H	W	70-58
11/27/82	A	L	68-71
1/3/83	H	W	78-56
12/30/83	A	W	68-58
11/24/84	N - Dillon, MT	L	67-93
12/29/84	H	L	66-69
11/26/85	A	L	65-77
12/30/85	H	W	64-50
12/1/86	A	L	59-69
12/30/86	H	W	64-60
11/20/87	A	L	44-51
1/2/88	H	W	51-45
11/22/88	H	L	49-66
2/14/89	A	L	61-75
11/22/89	H	L	58-64
1/16/89	A	W	65-62
11/21/90	A	W	60-52
1/4/91	H	W	63-52
1/2/92	A	L	60-82
2/8/92	H	L	59-65
1/5/93	H	W	60-59
1/18/93	A	L	49-65
1/18/94	H	L	58-62
2/7/94	A	L	67-68
2/14/94	A	L	68-90

11/18/97	A	L	79-94
12/14/02	H	W	58-41
2/23/04	H	W	79-71
12/6/06	H	W	80-67
11/27/13	H	W	76-59

Montana Tech (33-8)

H - (23-1) A - (10-6) N - (0-1)

1/8/77	A	W	84-17
2/15/77	H	W	69-25
1/14/78	H	W	68-47
2/6/78	A	W	56-53
1/12/79	H	W	71-56
2/6/79	A	W	78-69
2/26/79	H	W	75-45
1/12/80	H	W	88-54
2/2/80	A	L	60-77
1/9/81	A	L	61-70
2/13/81	Butte, MT (2 OT)	L	84-89
2/14/81	H	W	72-71
1/8/82	H	W	78-59
2/12/82	A	L	68-69
2/13/82	A	L	62-63
1/31/83	H	W	75-72
1/5/84	H	W	71-63
2/1/84	A	W	89-84
1/28/85	H	W (OT)	86-83
2/11/85	A	W	66-63
12/14/87	A	W	73-54
12/19/87	A	L	56-61
12/2/88	H	W	71-53
11/17/89	A	L	76-82
12/8/89	H	W	81-68
11/16/90	A	W	82-62
1/31/91	H	W	79-40
12/1/91	A	W	69-61
12/30/91	H	W	76-69
1/11/93	A	W	67-56
2/17/93	H	W	78-63
1/10/94	H	W	79-41
1/11/94	A	W	88-69
1/11/96	H	W	70-42
2/14/98	H	W	97-53
11/13/98	H	W	74-52
11/20/99	H	W	77-59
1/26/02	H	W	76-38
1/20/03	H	W	66-46
1/12/05	H	W	83-59
12/1/09	H	L	64-67

Montana Western (32-6)

H - (17-1) A - (13-5) N - (2-0)

2/22/74	N - Bozeman, MT	W	49-28
1/9/76	A	W	75-34
2/19/76	H	W	77-30
1/7/77	A	W	84-43
2/17/77	H	W	70-48
2/4/78	A	W	58-54
2/22/78	H	W	55-45

1/18/79	H	W	63-54
1/27/79	A	W	49-39
2/27/79	H	W	66-47
1/11/80	H	W	64-51
2/1/80	A	L	46-53
1/10/81	A	W	67-66
1/30/81	H	L	68-69
2/4/81	A	W	60-57
1/9/82	H	W	57-55
1/29/82	A	L	68-69
2/23/82	H	W	63-44
1/26/83	H	W	75-63
2/1/83	A	W	75-67
1/7/84	H	W	70-62
1/19/84	A	W	64-62
11/23/84	A	L	65-73
12/13/85	H	W	79-64
12/20/85	A	W	74-70
12/8/86	H	W	67-52
12/15/86	A	W	67-52
11/21/87	N - Havre, MT	W	79-72
12/7/87	H	W	71-59
12/15/87	A	L (OT)	78-81
11/17/90	H	W	69-66
1/21/91	A	L	62-72
11/29/91	A	W	70-58
12/9/92	H	W	64-57
12/11/93	A	W	72-58
11/18/94	H	W	65-57
12/16/97	A	W	82-56
11/18/11	H	W	76-49

Nebraska-Omaha (0-1)

12/19/99	N-Bahamas	L	68-88
----------	-----------	---	-------

North Dakota (0-6)

H - (0-3) A - (0-3)

11/28/83	A	L	69-81
12/7/84	H	L	62-80
12/3/88	H	L	49-58
12/18/89	A	L	44-71
11/18/06	H	L	62-71
11/17/07	A	L	45-77

North Dakota State (1-7)

H - (0-2) A - (1-4) N - (0-1)

11/30/83	A	W	68-61
12/20/86	A	L	59-85
12/30/88	A	L	48-67
12/4/92	N - Denver, CO	L	51-82
12/9/95	H	L	41-75
12/6/96	A	L	61-89
1/29/05	A	L	56-82
2/12/05	H	L	77-79

North Greenville (1-0)

2/28/03	A	W	71-34
---------	---	---	-------

All-Time Series Records

Northern Colorado (6-6)

H - (5-1) A - (1-4) N - (0-1)

1/25/85	H	W	71-60
1/26/85	H	W	88-66
1/31/86	A	L	65-73
2/1/86	A	L	71-82
2/20/87	H	W	92-68
2/21/87	H	W	89-68
1/9/88	A	L (OT)	78-81
1/10/88	A	W	68-58
1/6/89	H	W	62-59
1/7/89	H	L	63-77
12/12/98	A	L	65-79
12/20/99	N-Bahamas	L	62-74

Nebraska Kearney (0-1)

12/27/79	N	L	65-71
----------	---	---	-------

Northern Kentucky (0-1)

3/14/75	Pueblo, CO	L	59-63
---------	------------	---	-------

Northern State (0-1)

12/28/79	N	L	46-88
----------	---	---	-------

Northwest CC (8-0)

H - (5-0) A - (3-0)

1/30/75	H	W	77-24
2/13/75	A	W	70-34
12/12/75	A	W	82-66
2/3/76	H	W	79-25
2/17/78	H	W	71-44
2/18/78	H	W	71-40
12/6/78	H	W	73-46
12/13/78	A	W	72-44

Northwest Missouri State (0-2)

H - (0-1) A - (0-1)

11/30/06	A	L	82-95
11/23/07	H	L	59-74

Northwest Nazarene (13-8)

H - (8-1) A - (5-6) N - (0-1)

1/13/01	H	W	91-83
2/15/01	A	L	57-70
12/15/01	H	W	76-67
12/20/02	A	W	77-69
1/23/04	A	L (OT)	65-67
1/3/05	A	W	66-65
1/26/08	A	L	71-90
2/21/08	H	W	83-76
1/7/09	H	W	77-64
1/29/09	A	L (OT)	64-73
1/23/10	A	L	60-78
2/20/10	H	L	47-85
1/13/11	A	L	62-75
2/12/11	H	W	85-78
1/12/12	H	W	58-53
2/11/12	A	W	69-60

3/1/12	N-Lacey, WA	L	56-77
--------	-------------	---	-------

12/1/12	H	W	69-68
---------	---	---	-------

2/28/13	A	W	76-63
---------	---	---	-------

1/18/14	A	W	66-61
---------	---	---	-------

2/13/14	H	W	90-72
---------	---	---	-------

Notre Dame de Namur (2-0)

H - (1-0) A - (1-0)

11/22/10	A	W	68-42
----------	---	---	-------

11/24/12	H	W	80-44
----------	---	---	-------

Nova Southeastern (1-1)

3/1/03	A	W	72-64
--------	---	---	-------

2/4/04	A	L	53-59
--------	---	---	-------

Ohio Valley College (2-0)

11/26/04	H	W	79-55
----------	---	---	-------

11/27/04	H	W	78-52
----------	---	---	-------

Oklahoma Panhandle State (6-3)

H - (5-1) A - (1-2)

2/15/02	H	W	84-49
---------	---	---	-------

2/16/02	H	W	82-51
---------	---	---	-------

11/28/05	A	L	56-67
----------	---	---	-------

1/6/06	H	W	86-52
--------	---	---	-------

1/7/06	H	W	89-68
--------	---	---	-------

3/1/06	H	L	71-80
--------	---	---	-------

12/30/06	H	W	84-60
----------	---	---	-------

1/12/07	A	L	82-85
---------	---	---	-------

1/13/07	A	W	73-66
---------	---	---	-------

Pacific (1-0)

11/20/93	N-Chico, CA	W	95-82
----------	-------------	---	-------

Pacific Lutheran (2-0)

3/7/76	Tacoma WA	W	71-42
--------	-----------	---	-------

3/8/77	McMinnville, OR	W	42-34
--------	-----------------	---	-------

Pittsburg State (0-1)

11/8/13	N-Anaheim, Calif.	L	71-77
---------	-------------------	---	-------

Point Loma Nazarene (1-0)

12/29/01	N-LaJolla, Calif.	W	73-50
----------	-------------------	---	-------

Portland (0-1)

12/19/80	A	L	79-92
----------	---	---	-------

Portland State (4-10)

H - (4-1) A - (0-7) N - (0-2)

12/17/90	A	L	56-73
----------	---	---	-------

12/22/91	H	L	60-73
----------	---	---	-------

1/11/92	A	L	55-106
---------	---	---	--------

1/28/93	H	W	72-58
---------	---	---	-------

2/25/93	A	L	64-83
---------	---	---	-------

11/21/93	N-Chico, CA	L	69-85
----------	-------------	---	-------

1/29/94	A	L	52-57
---------	---	---	-------

2/19/94	H	W	87-73
---------	---	---	-------

3/11/94	A	L	54-90
---------	---	---	-------

1/21/95	A	L	54-63
---------	---	---	-------

2/11/95	H	W	70-66
---------	---	---	-------

1/18/96	H	W	75-47
---------	---	---	-------

2/8/96	A	L	65-84
--------	---	---	-------

3/8/96	N-Davis, CA	L	73-83
--------	-------------	---	-------

Puerto Rico-Bayamon (0-2)

2/14/03	A	L	56-72
---------	---	---	-------

2/16/03	A	L	65-74
---------	---	---	-------

Puerto Rico-Rio Piedras (1-0)

2/15/03	A	W	70-55
---------	---	---	-------

Puget Sound (2-1)

A - (1-1) N - (1-0)

3/5/76	Tacoma WA	W	80-48
--------	-----------	---	-------

2/16/84	A	W	67-54
---------	---	---	-------

12/6/85	A	L	64-91
---------	---	---	-------

Regis (10-5)

H - (5-0) A - (5-5)

1/14/85	A	W	58-56
---------	---	---	-------

1/15/85	A	L	56-58
---------	---	---	-------

1/24/86	H	W	83-53
---------	---	---	-------

1/25/86	H	W	80-51
---------	---	---	-------

2/6/87	A	W	78-54
--------	---	---	-------

2/7/87	A	W	80-59
--------	---	---	-------

2/12/88	H	W	80-44
---------	---	---	-------

2/13/88	H	W	69-47
---------	---	---	-------

2/3/89	A	L	50-60
--------	---	---	-------

2/19/89	A	W	54-47
---------	---	---	-------

2/16/90	A	L	70-78
---------	---	---	-------

2/17/90	A	L	56-62
---------	---	---	-------

11/25/00	A	L	61-69
----------	---	---	-------

12/4/05	A	W	82-74
---------	---	---	-------

11/24/07	H	W	82-57
----------	---	---	-------

Rocky Mountain (60-14)

H - (37-5) A - (22-8) N - (1-1)

11/20/73	H	W	37-28
----------	---	---	-------

12/5/73	H	W	37-31
---------	---	---	-------

1/7/74	A	W	47-42
--------	---	---	-------

2/10/74	A	L	34-46
---------	---	---	-------

1/7/75	A	W	52-34
--------	---	---	-------

1/23/75	H	W	54-37
---------	---	---	-------

2/11/75	H	W	58-40
---------	---	---	-------

2/22/75	Bozeman, MT	L	54-65
---------	-------------	---	-------

1/20/76	H	W	65-40
---------	---	---	-------

2/10/76	A	W	75-68
---------	---	---	-------

2/27/76	Big Fork, MT	W	69-46
---------	--------------	---	-------

1/17/77	H	W	68-58
---------	---	---	-------

2/7/77	A	L	56-57
--------	---	---	-------

1/23/78	A	L	47-56
---------	---	---	-------

2/13/78	H	W	66-62
---------	---	---	-------

11/23/82	A	W	82-41
----------	---	---	-------

1/13/83	H	W	77-46
---------	---	---	-------

2/8/83	H	W	75-56
--------	---	---	-------

11/22/83	H	W	93-62
----------	---	---	-------

1/30/84	A	W	76-65
---------	---	---	-------

12/11/84	A	W	74-72
----------	---	---	-------

All-Time Series Records

2/5/85	H	W	73-69
1/27/86	H	W	77-73
2/11/86	A	W	59-51
11/25/86	A	W	78-63
12/7/86	H	W	71-70
12/1/87	A	W	67-47
12/30/87	H	W	60-52
12/16/88	H	W	85-67
1/3/89	A	L	59-61
12/5/89	H	W	44-36
2/6/90	A	W	77-62
1/22/79	A	L	57-63
2/12/79	H (OT)	L	68-70
2/28/79	H	L	51-52
1/17/80	A	L	63-68
2/20/80	H	L	54-60
1/14/81	H	W	72-63
2/9/81	A	W	61-55
2/19/81	H	L	73-79
1/13/82	H (2 OT)	L	57-63
2/8/82	H	W	73-46
2/18/82	A	W	66-52
11/27/90	A	W	66-56
2/6/91	H	W	67-51
1/15/92	H	W (OT)	63-61
2/5/92	A	W	59-49
12/1/92	A	W	78-62
2/3/93	H	W	67-57
12/7/93	H	W	88-61
1/12/94	A	W	72-67
12/7/94	H	W	70-47
1/9/95	A	L	58-62
12/16/95	H	W	84-47
1/9/96	A	W	94-64
12/3/96	H	W	61-58
2/11/97	A	W	74-55
12/3/97	H	W	94-45
1/7/98	A	L	67-78
11/24/98	H	W	103-46
12/2/98	A	W	70-57
11/23/99	H	W	90-66
11/22/00	H	W	60-52
12/15/00	A	W	67-56
1/10/02	H	W	62-53
2/6/03	A	W	72-62
12/1/03	H	W	60-55
2/25/05	A	W	66-44
11/28/06	H	W	85-69
12/30/09	H	W	78-58
12/11/10	H	W	70-67
11/22/11	H	W	65-55
12/17/12	H	W	74-42
11/25/13	H	W	85-58

Sacramento State (0-1)

12/7/90	A	L	73-84
---------	---	---	-------

Saginaw Valley State (1-0)

12/29/94	N-San Diego, CA	W	66-58
----------	-----------------	---	-------

St. Cloud State (0-2)

H - (0-1) A - (0-1)

11/24/86	H	L	69-79
12/18/87	A	L	73-83

St. Edwards (4-2)

H - (3-0) A - (1-2)

1/28/06	H	W	78-64
2/10/06	A (OT)	L	72-73
2/11/06	A	L	52-62
1/6/07	H	W	76-57
1/7/07	H	W	78-61
2/24/07	A	W (OT)	70-67

Saint Leo (2-0)

12/20/04	H	W	76-59
12/21/04	H	W	79-44

Saint Martin's (21-9)

H - (11-2) A - (10-7)

2/15/84	A	W	58-48
11/27/96	H	W	94-38
2/17/97	A	W	71-56
1/16/99	A	W	72-66
1/15/00	A	W	70-61
2/5/00	H	W	77-56
12/2/00	A	L	57-75
2/1/01	H	W (OT)	66-63
11/29/02	A	W	65-60
11/30/02	A	W	63-58
1/22/04	A	L	63-84
1/6/05	H	L	50-59
2/3/05	A	W	53-42
12/16/05	H	W	99-56
12/9/06	A	W	84-68
2/2/08	H	L	67-68
2/28/08	A	L	45-73
2/12/09	A	L	63-66
2/26/09	H	W	71-61
1/7/10	H	W	72-67
2/13/10	A	L	56-73
1/22/11	H	W	62-61
2/17/11	A	L	55-63
2/28/11	H	W	55-53
12/29/11	H	W	72-43
1/28/12	A	W	58-52
1/3/13	A	W	67-49
2/2/13	H	W	75-41
1/23/14	H	W	75-56
2/22/13	A	L	59-69

St. Mary's (Texas) (7-1)

H - (3-0) A - (3-1) N - (1-0)

2/21/02	A	W	62-52
1/14/06	A	W	70-57
2/17/06	H	W	85-72
2/18/06	H	W	77-70
1/24/07	H	W	69-67

2/8/07	A	W	59-57
2/12/07	A	L	48-51
3/2/07	N-Denton, TX	W	67-64

Seattle (10-3)

H - (2-1) A - (7-2) N - (1-0)

3/9/78	A	L	61-72
12/14/90	A	W	72-48
2/19/00	H	W	106-63
3/4/00	A	W	70-58
1/11/01	H	W	75-31
2/17/01	A	W	75-56
12/1/01	A	W	76-69
1/31/02	A	W	69-56
1/2/03	N-Laie, Hawaii	W	78-43
11/30/04	A	L	55-61
12/1/04	A	W	57-36
1/19/08	A	W	75-66
2/16/08	H	L (OT)	78-83

Seattle Pacific (19-24)

H - (13-5) A - (5-17) N - (1-2)

12/7/85	A	W	79-67
12/17/86	H	W	71-70
12/15/90	A	W	75-55
1/7/92	A	L	67-82
1/9/92	A	L	64-70
2/28/92	H	L	73-83
1/30/93	H	W (OT)	68-58
2/1/93	H	W	71-61
2/27/93	A	L	56-72
1/27/94	A	L	71-72
2/17/94	H	W	74-56
1/19/95	A	L	82-85
2/8/95	H	W	87-70
1/20/96	H	W	85-59
2/10/96	A	W	83-72
1/25/97	H	W	106-76
2/15/97	A	L	68-104
1/22/98	A	L	65-102
2/12/98	H	W	95-64
1/15/99	A	L	63-70
1/29/00	H	W	82-67
2/26/00	A	L	60-78
3/9/00	N-Pomona, CA	W	79-64
1/6/01	H	W	61-52
2/10/01	A	L	53-71
3/15/03	N-Seattle, Wash.	L	70-86
11/22/03	A	L	42-66
3/11/05	A	L	47-71
1/24/08	A	L	74-78
2/23/08	H	L	63-82
1/10/09	H	L	69-88
1/31/09	A	L	46-66
1/21/10	A	L	52-68
2/17/10	H	L	47-62
1/8/11	A	W	59-50
2/5/11	H	W	54-51
1/21/12	A	W	63-62

All-Time Series Records

12/18/12 H L 56-70
 1/26/13 H W 66-56
 2/23/13 A L 71-76
 3/16/13 N-Lacey, Wash. L 60-63
 1/11/14 A L 57-63
 2/8/14 H W 74-59

Seton Hall (0-1)

3/15/75 Pueblo, CO L 60-70

Shepherd (W.V.) (1-0)

12/17/08 N-Honolulu, HI W 96-89

Sheridan College (3-0)

H - (2-0) A - (1-0)

12/5/75 H W 92-41
 1/23/76 A W 93-33
 12/1/79 H W 87-40

Simon Fraser (6-5)

H - (3-2) A - (2-2) N - (1-1)

1/7/99 H W 72-62
 12/2/10 A W 66-59
 2/24/11 H W 71-58
 12/3/11 A L 52-62
 2/23/12 H L 49-50
 1/17/13 A (#10 in nation) L 58-89
 2/16/13 H (#8 in nation) L 55-61
 1/2/14 H W 81-63
 2/1/14 A W 76-61
 3/7/14 N- Lacey, WA L 74-85
 3/15/14 N-Pomona, CA W 76-68

Sonoma State (3-3)

H - (1-1) A - (1-1) N - (1-1)

12/5/92 N - Denver, CO W 68-48
 11/23/93 A W 79-55
 3/7/02 N-Pomona, Calif. L 55-67
 12/8/02 A L 44-63
 11/17/03 H W 82-72
 11/18/03 H L 46-59

South Dakota Mines & Tech (3-0)

H - (3-0) A - (0-0)

12/10/11 H W 76-66
 12/7/12 H W 74-50
 2/5/14 H W 78-39

South Dakota State (2-2)

H - (2-1) A - (0-1)

12/1/89 H W 78-62
 12/2/89 H L 64-75
 11/16/96 H W 78-72
 12/6/97 A L 82-96

Southern Oregon (1-0)

12/11/04 N-Arcata, CA W 81-58

Tarkio (Mo.) (0-2)

3/24/76 Ashland, OH L 56-81
 3/21/77 Pomona, CA L 32-53

Talladega College (0-1)

3/13/75 Pueblo, CO L 55-70

Texas A&M International (1-1)

1/4/07 H W 82-64
 2/22/07 A L 66-75

Texas-Permian Basin (2-0)

H - (1-0) A - (1-0)

1/15/07 A W 88-62
 2/17/07 H W 97-60

Texas Woman's (1-0)

12/19/13 N-Las Vegas, NV W 78-58

UC Davis (1-1)

A - (1-0) N - (0-1)

3/6/98 N-Seattle, WA L 66-69
 3/6/99 A W 70-62

UC Riverside (0-1)

11/20/92 N - L.A., Calif. L 69-70

UC San Diego (3-0)

H - (2-0) A - (1-0)

12/31/01 A W 67-57
 11/22/02 H W 75-65
 11/23/02 H W 62-57

Utah State (1-0)

12/8/84 H W 78-67

Weber State (2-0)

12/18/93 A W 65-64
 12/20/94 H W 69-60

West Texas A&M (0-1)

11/26/05 A L 52-87

Western New Mexico (27-8)

H - (15-1) A - (12-7)

2/12/94 A L 62-72
 1/28/95 H W 82-79
 2/18/95 A L 66-81
 1/27/96 A W 78-55
 2/17/96 H W 78-55
 2/1/97 H L 81-85
 2/27/97 A L 78-86
 1/31/98 A W 82-55
 2/28/98 H W 103-51
 12/5/98 A W 68-56
 12/19/98 H W 84-39
 12/8/99 A W 86-73
 1/31/00 H W 61-47
 12/8/00 A W 101-59

12/9/00 A W 76-58
 1/18/02 H W 81-54
 1/19/02 H W 96-47
 3/1/02 A W 74-64
 3/2/02 A W 79-56
 1/23/03 A L 47-54
 1/24/03 A W 75-70
 2/22/03 H W 75-63
 2/23/03 H W 79-64
 1/9/04 A W 69-52
 1/10/04 A L 53-59
 2/17/04 H W 71-61
 2/19/04 H W 79-60
 2/20/04 H W 80-73
 1/18/05 H W 100-63
 1/19/05 H W 83-71
 3/3/05 A W 55-44
 3/5/05 A W 65-50
 1/4/06 H W 78-42
 2/24/06 A L 65-75
 2/25/06 A L 83-87

Western Oregon (19-5)

H - (10-1) A - (9-4)

2/13/99 A W 65-60
 1/6/00 H W 84-46
 1/20/00 A L 62-71
 1/18/01 A L 52-68
 2/24/01 H W 80-68
 12/27/02 A W 76-53
 12/28/02 A W 62-53
 1/26/05 H W 66-56
 2/22/05 A W 59-34
 11/17/06 H W 77-62
 1/31/08 H W 69-56
 3/1/08 A W (2 OT) 80-79
 1/17/09 H L 64-68
 2/14/09 A W 77-63
 2/11/10 A L 48-66
 2/27/10 H W 69-64
 1/20/11 H W 82-55
 2/19/11 A W 65-57
 12/31/11 H W 69-49
 1/26/12 A W 57-41
 1/5/13 A L 65-73
 1/31/13 H W 62-55
 1/25/14 H W 79-57
 2/20/14 A W 77-67

All-Time Series Records

Western Washington (12-18)

H - (7-6) A - (3-11) N - (2-1)

11/23/94	H	W	89-64
11/17/95	N-Chico, CA	L	70-72
1/24/98	A	W	67-55
1/9/99	H	W	75-59
2/27/99	A	W	63-59
3/5/99	N-Davis, CA	W	70-48
1/27/00	H	L	59-66
2/24/00	A	L	54-75
1/4/01	H	L	64-84
2/8/01	A	L	66-82
12/28/01	N-LaJolla, Calif.	W	65-59
2/1/02	A	L	62-75
12/18/02	H	W (OT)	72-71
12/15/03	A	L	57-66
11/20/04	H	W	88-78
1/12/08	H	W	69-67
2/7/08	A	L	59-68
1/24/09	A	L	73-86
2/18/09	H	W	67-62
1/28/10	H	L	49-66
3/4/10	A	L	43-85
12/4/10	A	L	70-80
2/22/11	H	L	57-63
3/2/11	A	L	49-76
12/1/11	A	L	72-80
2/25/12	H	L	68-74
1/19/13	A (#8 in nation)	L	76-78
2/14/13	H (#9 in nation)	L	54-71
1/4/14	H	W	81-63
1/30/14	A	W	71-63

Western Wyoming CC (1-0)

1/20/78	H	W	66-44
---------	---	---	-------

Whitworth (1-0)

2/25/78	H	W	72-56
---------	---	---	-------

Willamette (1-0)

3/6/77	McMinnville, OR	W	54-48
--------	-----------------	---	-------

Wyoming (1-3)

H - (1-1) A - (0-2)

12/11/76	H	W	58-57
1/6/78	A	L	45-75
12/13/92	A	L	48-84
12/14/96	H	L	55-69



Vanessa Stavish, Freshman Forward

Nancy Monger (1973-74)
6-6 (50%)

1973-74
6-6

12/17	at Montana State	L	58-60
1/4	Rocky Mountain	W	37-28
1/12	MSU-Northern	W	63-17
2/8	Carroll College	L	37-51
2/12	at Rocky Mountain	L	34-46
2/16	at Montana	L	47-50
2/19	at Rocky Mountain	W	47-42
2/20	Rocky Mountain	W	37-31

AIAW STATE - Bozeman, Mont.

2/21	MSU-Northern	W	56-10
2/22	Montana	L	27-38
2/22	Western Montana	W	49-28
2/23	at Montana State	L	38-45

Linda Ponikvar (1974-76)
29-11 .725%

1974-75
9-6

AIAW NATIONAL QUALIFIER

1/7	at Rocky Mountain	W	52-34
1/17	at Montana State	L	58-60
1/18	at Carroll	W	71-19
1/23	Rocky Mountain	W	54-37
1/24	Flathead Valley CC	W	58-45
1/30	Northwest CC	W	77-24
2/2	Montana State	W	41-34
2/11	Rocky Mountain	W	58-40
2/13	at Northwest CC	W	70-34

AIAW STATE - Bozeman, Mont.

2/20	MSU-Northern	W	58-36
2/21	Montana State	L	82-83
2/22	Rocky Mountain	L	54-65

AIAW NATIONALS - Pueblo, Colo.

3/13	Talladega	L	55-70
3/14	Northern Kentucky	L	59-63
3/15	Seton Hall	L	60-70

1975-76
20-5

AIAW REGIONAL CHAMPS

AIAW NATIONAL QUALIFIER

12/5	Sheridan	W	92-41
12/12	at Northwest CC	W	82-66
1/8	at Montana State	L	61-72
1/9	at Western Montana	W	75-34
1/16	at Flathead Valley	W	50-47
1/17	vs. MSU-Northern	W	84-38
1/20	Rocky Mountain	W	65-40
1/23	at Sheridan	W	93-33
1/27	Montana State	L	55-61
1/30	MSU-Northern	W	89-44
2/3	Northwest CC	W	79-25
2/6	at MSU-Northern	W	79-41

Year-By-Year Records

2/10	at Rocky Mountain	W	75-68
2/12	Carroll	W	79-52
2/13	Black Hills State	W	106-52
2/19	Western Montana	W	77-30

AIAW STATE - Big Fork, Mont.

2/26	Montana	W	72-51
2/27	Flathead Valley CC	L	49-63
2/27	Rocky Mountain	W	69-46
2/28	Montana	W	72-54

AIAW REGIONALS - Tacoma, Wash.

3/5	Puget Sound	W	80-48
3/6	George Fox	W	73-55
3/7	Pacific Lutheran	W	71-42

AIAW NATIONALS - Ashland, Ohio

3/24	Tarkio (Mo.)	L	56-81
3/25	Biola	L	51-88

Marcia Caneff (1976-78)
33-13 (71.7%)

1976-77

15-4 Overall, 9-1 FC

FRONTIER CONFERENCE CHAMPS

AIAW REGIONAL CHAMPS

AIAW NATIONAL QUALIFIER

12/11	Wyoming	W	58-57
1/7	at Western Montana	W	84-43
1/8	at Montana Tech	W	84-17
1/15	at Montana State	L	49-54
1/17	Rocky Mountain	W	68-58
1/20	MSU-Northern	W	80-21
1/28	at Carroll	W	61-58
2/4	MSU-Northern	W	69-26
2/5	Black Hills State	W	96-46
2/7	at Rocky Mountain	L	56-57
2/12	Carroll	W	69-49
2/15	Montana Tech	W	69-25
2/17	Western Montana	W	70-48
2/22	Montana State	W	62-61

AIAW REGIONALS

3/6	Willamette	W	54-48
3/7	Linfield	W	66-65
3/8	Pacific Lutheran	W	42-34

AIAW NATIONALS

3/20	Cal Poly Pomona	L	47-82
3/21	Tarkio (Mo.)	L	32-53

1977-78

18-9 Overall, 9-1 FC

FRONTIER CONFERENCE CHAMPS

12/11	at Flathead Valley CC	L	44-61
12/18	Flathead Valley CC	L	61-65
1/5	vs. Denver	W	72-67
1/6	at Wyoming	L	45-75
1/7	vs. Chadron State	L	56-58
1/20	Western Wyoming	W	66-44
1/14	Montana Tech	W	68-47
1/17	at Montana	L	41-48
1/20	Carroll	W	57-37

1/21	Dickinson State	W	52-40
1/23	at Rocky Mountain	L	47-56
1/24	at MSU-Northern	W	73-56
2/17	Northwest CC	W	71-44
2/3	at Montana State	W	59-53
2/4	at Western Montana	W	58-54
2/6	at Montana Tech	W	56-53
2/11	Montana State	W	62-59
2/13	Rocky Mountain	W	66-62
2/14	Carroll	W	45-41
2/17	MSU-Northern	W	66-44
2/18	Northwest CC	W	71-40
2/22	Western Montana	W	55-45
2/24	Eastern Washington	L	56-63
2/25	Whitworth	W	72-56

AIAW REGIONALS - Seattle, Wash.

3/9	Seattle	L	61-72
3/10	Alaska Fairbanks	L	57-68
3/11	Linfield	W	83-56

Darcy Conway (1978-81)
40-35 (53.3%)

1978-79

17-8 Overall, 8-4 FC

FRONTIER CONFERENCE

TOURNAMENT RUNNER-UP

12/1	at Montana State	L*	37-69
12/6	Northwest CC	W	73-46
12/9	at Flathead Valley CC	W	73-46
12/11	Montana State	L*	46-78
12/13	at Northwest CC	W	72-44
1/6	Great Falls	W	84-54
1/11	MSU-Northern	L	56-61
1/12	Montana Tech	W	71-56
1/18	Western Montana	W	63-54
1/19	Carroll	L	56-63
1/22	at Rocky Mountain	L	57-63
1/24	at Central Wyoming	W	58-33
1/27	at Western Montana	W	49-39
1/30	at Great Falls	W	74-62
2/2	Eastern Washington	L	58-84
2/3	vs. Idaho	L	68-75
2/6	at Montana Tech	W	78-69
2/10	Dickinson State (OT)	L	60-62
2/12	Rocky Mountain (OT)	L	68-70
2/16	at MSU-Northern	W	90-58
2/19	at Carroll	W	66-60
2/23	at Montana	W	64-56

FRONTIER TOURNAMENT

2/26	Montana Tech	W	75-45
2/27	Montana Western	W	66-47
2/28	Rocky Mountain	L	51-52
* MSU-Billings was awarded forfeit victories for both games.			

1979-80

10-14 Overall, 5-7

12/1	Sheridan	W	87-40
------	----------	---	-------

Year-By-Year Records

12/8	Dickinson State	W	70-65
12/11	Dawson CC	L	55-56
12/13	at Idaho	L	51-85
12/14	at Lewis & Clark	L	61-67
12/17	at Central Wyoming	W	62-59
12/27	vs. Northern State	L	65-71
12/28	vs. Nebraska-Kearney	L	46-88
12/29	vs. Dakota Wesleyan	L	57-61
1/4	at Flathead Valley CC	W	85-75
1/5	at Montana	L	68-45
1/11	Western Montana	W	64-51
1/12	Montana Tech	W	88-54
1/17	at Rocky Mountain	L	63-68
1/18	Carroll	W	66-51
1/19	Chadron State	W	53-42
1/25	at MSU-Northern	L	44-49
1/26	at Great Falls	L	55-63
2/1	at Western Montana	L	46-53
2/2	at Montana Tech	L	60-77
2/8	at Carroll	L	60-64
2/15	MSU-Northern	W	59-52
2/16	Great Falls	W	55-43
2/20	Rocky Mountain	L	54-60

1980-81

13-13 Overall, 10-8

12/5	Dickinson State	W	74-63
12/12	at Dickinson State	L	63-64
12/15	at Gonzaga	L	65-67
12/18	at Lewis & Clark	L	72-87
12/19	at Portland	L	79-92
12/30	at Montana State	L	47-85
1/2	Alaska Fairbanks!	W	67-55
1/3	Lewis & Clark!	W	71-69
1/9	at Montana Tech	L	61-70
12/10	at Western Montana	W	67-66
12/14	Rocky Mountain	W	72-63
12/19	Carroll	W	60-52
1/23	MSU-Northern	W	46-41
1/24	Great Falls	L	49-71
1/30	Western Montana	L	68-69
1/31	Great Falls	L	55-63
2/4	at Western Montana	W	60-57
2/5	at Carroll	W	65-63
2/9	at Rocky Mountain	W	61-55
2/12	at Great Falls	L	50-79
2/13	Montana Tech (2 OT)	L	84-89
2/14	Montana Tech	W	72-71
2/19	Rocky Mountain	L	73-79
2/21	at Carroll	W	68-58
2/27	at MSU-Northern	W	62-59
2/28	at MSU-Northern	L	65-68
!	New Year's Tip-Off - Billings		

Ted Anderson (1981-87)

102-58 (63.8%)

1981-82

14-13 Overall, 8-10

AIAW REGIONAL QUALIFIER

12/5	at Montana JV	L	52-61
12/8	Dickinson State	W	60-38
12/11	at Alaska Fairbanks	W	65-56
12/12	at Alaska Fairbanks	W	69-55
12/16	Dickinson State	W	70-59
12/18	Montana State	W	65-50
1/1	Montana JV (OT)	W	62-58
1/2	Montana JV (OT)	L	59-60
1/8	Montana Tech	W	78-59
1/9	Western Montana	W	57-55
1/13	Rocky Mountain (2OT)	L	57-63
1/18	at Carroll	W	70-43
1/22	at MSU-Northern	L	53-54
1/23	at Great Falls	L	54-57
1/29	at Western Montana	L	68-69
1/30	at Great Falls	L	62-80
2/5	Carroll	W	61-51
2/8	Rocky Mountain	W	73-46
2/12	at Montana Tech	L	68-69
2/13	at Montana Tech	L	62-63
2/16	Carroll	L	52-68
2/18	at Rocky Mountain	W	66-52
2/23	Western Monatan	W	63-44
2/26	MSU-Northern	L	51-62
2/27	MSU-Northern	W	70-58
3/5	Great Falls	L	49-65

AIAW REGIONALS

3/9	Lewis & Clark	L	59-83
-----	---------------	---	-------

1982-83

18-7

11/23	at Rocky Mountain	W	82-41
11/26	vs. Great Falls	W	82-68
11/27	at MSU-Northern	L	68-71
11/29	at Montana	L	42-55
12/2	at Carroll	W	54-46
12/4	Dickinson State	W	70-49
12/10	Gonzaga	W	65-49
12/11	Denver	W	62-43
12/13	at Air Force	L	69-83
12/15	at Colorado College	W	67-47
12/21	at Idaho State	L	56-80
1/2	Carroll	W	63-45
1/3	MSU-Northern	W	78-56
1/6	at Great Falls	L	64-67
1/13	Rocky Mountain	W	77-46
1/18	Univ. of Mary	L	61-64
1/19	at Montana State	W	58-54
1/26	Western Montana	W	75-63
1/27	Alaska Fairbanks	W	81-42
1/31	Montana Tech	W	75-72
2/1	at Western Montana	W	75-67
2/8	Rocky Mountain	W	75-56
2/16	Great Falls	W	77-71
2/18	at Dickinson State	L	46-48
2/26	at Alaska Fairbanks	W	84-69

1983-84

17-7

11/18	at Montana State	L	58-62
11/22	Rocky Mountain	W	93-62
11/25	at Montana	L	42-75
11/28	at North Dakota	L	69-81
11/30	at North Dakota State	W	68-66
12/3	Dickinson State	W	71-49
12/9	Carroll@	W	72-59
12/10	Univ. of Mary@	W	87-49
12/15	Great Falls (OT)	W	90-86
12/16	Great Falls	L	69-73
12/30	at MSU-Northern	W	68-58
1/2	Carroll	W	75-47
1/5	Montana Tech	W	71-63
1/7	Montana Western	W	70-62
1/18	at Carroll	W	77-61
1/19	at Montana Western	W	64-62
1/23	at Great Falls	L	75-80
1/30	at Rocky Mountain	W	76-65
2/1	at Montana Tech	W	89-84
2/9	at Univ. of Mary	L	60-73
2/10	at Dickinson State	W	67-66
2/15	at Saint Martin's	W	58-48
2/16	at Puget Sound	W	67-54
2/25	at Eastern Washington	L	49-96
@	EMC Tip Off Tournament		

1984-85

16-12 Overall, 9-5 CDC

CONTINENTAL DIVIDE

CONFERENCE RUNNER-UP

11/23	Western Montana	L	65-73
11/24	vs. MSU-Northern	L	67-93
11/28	at Carroll	W	79-64
11/30	Dickinson State	W	66-63
12/7	North Dakota@	L	62-80
12/8	Utah State@	W	78-67
12/11	at Rocky Mountain	W	74-72
12/14	Carroll	L	52-58
12/18	at Great Falls	L	63-72
12/19	at Great Falls	L	58-65
12/29	MSU-Northern	L	66-69
1/4	Alaska Anchorage	W	66-50
1/5	Alaska Anchorage	L	55-68
1/7	at Metro State	W	97-42
1/8	at Metro State	W	78-51
1/14	at Regis	W	58-56
1/15	at Regis	L	56-58
1/25	Northern Colorado	W	71-60
1/26	Northern Colorado	W	88-66
1/28	Montana Tech (OT)	W	86-83
2/1	Alaska Fairbanks	W	83-54
2/2	Alaska Fairbanks	W	81-64
2/5	Rocky Mountain	W	73-69
2/11	at Monatan Tech	W	66-63
2/14	at Denver	L	68-77
2/15	at Denver	L	59-72
2/22	Air Force	L	72-79
2/23	Air Force	W	70-63

@ EMC Tip Off - Billings, Mont.

1985-86

19-8 Overall, 10-4 CDC

CONTINENTAL DIVIDE

CONFERENCE RUNNER-UP

11/22	at Montana	L	53-68
11/24	Idaho State	W	78-62
11/26	at MSU-Northern	L	65-77
12/3	at Carroll	W	60-49
12/6	at Puget Sound	L	64-91
12/7	at Seattle Pacific	W	79-67
12/13	Western Montana@	W	79-64
12/14	Carroll@ (OT)	W	71-69
12/17	at Montana State	L	59-69
12/20	at Western Montana	W	74-70
12/30	MSU-Northern	W	64-50
1/3	Metro State	W	81-55
1/4	Metro State	W	79-55
1/10	at Alaska Anchorage	L	63-67
1/11	at Alaska Anchorage	W	64-57
1/13	at Alaska Fairbanks	W	85-68
1/14	at Alaska Fairbanks	W	85-57
1/24	Regis	W	83-53
1/25	Regis	W	80-51
1/27	Rocky Mountain	W	77-73
1/31	at Northern Colorado	L	65-73
2/1	at Northern Colorado	L	71-82
2/11	at Rocky Mountain	W	59-51
2/14	Denver	W	71-61
2/15	Denver (OT)	W	65-62
2/21	at Air Force	L	73-79
2/22	at Air Force	W	80-63
@	EMC Tip Off - Billings, Mont.		

1986-87

18-11 Overall, 12-2 CDC

CONTINENTAL DIVIDE

CONFERENCE CHAMPIONS

NCAA DIVISION II

WEST REGIONAL QUALIFIER

11/22	Chapman	L	77-80
11/24	St. Cloud State	L	69-79
11/25	at Rocky Mountain	W	78-63
11/29	at Montana	L	45-71
12/1	at MSU-Northern	L	59-69
12/2	at Carroll	L	59-64
12/7	Rocky Mountain	W	71-70
12/8	Western Montana	W	67-52
12/15	at Western Montana	W	67-52
12/17	Seattle Pacific	W	71-70
12/19	at Minn. St.-Moorhead	L	57-61
12/20	at North Dakota State	L	59-85
12/30	MSU-Northern	W	64-60
1/9	at Denver	L	53-59
1/10	at Denver	L	50-53
1/16	Alaska Anchorage	W	86-81
1/17	Alaska Anchorage	W	80-70
1/23	Air Force	W	85-72

Year-By-Year Records

1/24	Air Force	W	89-65
1/30	at Metro State	W	68-61
1/31	at Metro State	W	76-65
2/3	at Montana State	L	61-69
2/6	at Regis	W	78-54
2/7	at Regis	W	80-59
2/13	Alaska Fairbanks	W	86-62
2/14	Alaska Fairbanks	W	76-64
2/20	Northern Colorado	W	92-68
2/21	Northern Colorado	W	89-68
WEST REGIONAL - Chico, Calif.			
3/7	at Chcio State	L	67-76

Tom Mahon (1987-89)

26-30 (46.4)%

1987-88

16-12 Overall, 8-6 CDC

11/20	MSU-Northern!	L	44-51
11/21	vs. W. Montana (OT)	W	79-72
11/28	at Montana	L	56-71
12/1	at Rocky Mountain	W	67-47
12/4	Lewis & Clark@	W	72-52
12/5	Carroll@	W	70-48
12/7	Western Montana	W	71-59
12/11	at Montana State	L	52-80
12/14	at Montana Tech	W	73-54
12/15	at W. Montana (OT)	L	78-82
12/18	at St. Cloud State	L	73-83
12/19	vs. Morningside	L	56-61
12/30	Rocky Mountain	W	60-52
1/2	MSU-Northern	W	51-45
1/9	at N. Colorado (OT)	L	78-81
1/10	at Northern Colorado	W	68-58
1/22	at Alaska Anchorage	L	49-72
1/23	at Alaska Anchorage	L	48-58
1/25	at Alaska Fairbanks	L	67-75
1/26	at Alaska Fairbanks	L	53-61
2/5	Metro State	W	85-52
2/6	Metro State	W	79-31
2/12	Regis	W	80-44
2/13	Regis	W	69-47
2/19	at Air Force (OT)	W	93-87
2/20	at Air Force	L	68-69
2/26	Denver	W	76-58
2/27	Denver	W	83-61
!	MSU-Northern Tour. - Havre, MT		
@	EMC Tip Off - Billings, MT		

1988-89

10-18 Overall, 5-9 CDC

11/18	vs. Dominguez Hills!	W	59-45
11/19	at Cal Poly Pomona!	L	67-75
11/22	MSU-Northern	L	49-66
11/25	Grand Canyon	W	63-60
11/26	Grand Canyon	L	62-72
11/28	Carroll	W	61-55
12/2	Montana Tech@	W	71-53
12/3	North Dakota@	L	49-58

12/14	at Carroll	L	53-61
12/16	Rocky Mountain	W	85-67
12/30	at North Dakota State	L	48-67
12/31	vs. Minnesota-Duluth	L	60-69
1/3	at Rocky Mountain	L	59-61
1/6	Northern Colorado	W	62-59
1/7	Northern Colorado	L	63-77
1/13	at Alaska Anchorage	L	45-74
1/14	at Alaska Fairbanks	L	53-59
1/21	at Denver	L	57-75
1/22	at Metro State	W	66-59
1/27	Air Force	L	47-59
1/28	Air Force	W	64-61
2/3	at Regis	L	50-60
2/4	at Denver	W	62-55
2/6	Alaska Fairbanks	L	51-66
2/7	Alaska Anchorage	L	60-69
2/14	MSU-Northern	L	61-75
2/17	at Metro State	L	57-70
2/19	at Regis	W	54-47
!	Bronco Classic - Pomona, CA		
@	EMC Tip Off - Billings, MT		

Frank McCarthy (1989-99)

191-91 (67.7%)

1989-90

15-11 Overall, 6-6 CDC

11/17	at Montana Tech	L	76-82
11/22	MSU-Northern	L	58-64
11/25	Mankato State	W	57-43
12/1	South Dakota Satte	W	78-62
12/2	South Dakota State	L	64-75
12/5	Rocky Mountain	W	44-36
12/8	Montana Tech	W	81-68
12/16	at Bemidji State	L	53-69
12/18	at North Dakota	L	44-71
12/21	Cal State Stanislaus	W	58-47
12/22	Cal State Stanislaus	W	67-62
1/5	Carroll	W	58-43
1/9	Alaska Fairbanks	W	62-58
1/12	Metro State	L	57-59
1/14	Metro State	W	78-55
1/16	at MSU-Northern	W	65-62
1/26	at Alaska Anchorage	W	76-73
1/27	at Alaska Fairbanks	W	62-55
2/2	at Air Force	L	67-76
2/3	at Air Force	L	61-76
2/6	at Rocky Mountain	W	77-62
2/13	Alaska Anchorage	W	103-73
2/16	at Regis	L	70-78
2/17	at Regis	L	56-62
2/23	at Denver	W	71-66
2/24	at Denver	L	65-66

1990-91

25-5 Overall, 6-0 CDC

CONTINENTAL DIVIDE
CHAMPIONS

Year-By-Year Records

11/16	at Montana Tech	W	82-62
11/17	Western Montana	W	69-66
11/21	at MSU-Northern	W	60-52
11/27	at Rocky Mountain	W	66-56
11/30	vs. CU-Colorado Spr.!	W	75-34
12/1	at CSU-Pueblo!	W	65-62
12/4	at Montana State	L	52-77
12/7	Sacramento State@	L	73-84
12/8	Cal Poly@	W	69-43
12/14	at Seattle	W	72-48
12/15	at Seattle Pacific	W	75-55
12/17	at Portland State	L	56-73
1/4	MSU-Northern	W	63-52
1/6	Carroll	W	71-38
1/11	at Colorado Mines	W	78-34
1/12	at CU-Colorado Sprg.	W	84-66
1/14	at Metro State	L	60-64
1/15	at Denver	W	70-55
1/21	at Western Montana	L	62-72
1/22	at Carroll	W	71-56
1/26	at Alaska Anchorage	W	73-65
1/27	at Alaska Fairbanks	W	51-43
1/31	Montana Tech	W	79-40
2/1	Grand Canyon	W	69-43
2/2	Grand Canyon	W	61-42
2/6	Rocky Mountain	W	67-51
2/9	Alaska Anchorage	W	69-43
12/15	Alaska Fairbanks	W	78-48
2/21	at Grand Canyon	W	57-41
2/22	at Grand Canyon	W	74-60
!	S. Colorado Tour. - Pueblo, Colo.		
@	Sacramento State Tournament.		

1991-92

14-14 Overall, 2-8

11/22	Eastern New Mexico	L	70-72
11/23	Eastern New Mexico	W	64-61
11/29	at Western Montana	W	70-58
11/30	vs. Carroll	W	77-56
12/1	at Montana Tech	W	69-61
12/6	vs. Chapman	W	70-66
12/7	at Cal Poly	L	65-69
12/11	at Colorado Christian	W	64-53
12/13	at Wyoming	L	48-84
12/22	Portland State	L	60-73
12/30	Montana Tech	W	76-69
1/2	at MSU-Northern	L	60-82
1/7	at Seattle Pacific	L	67-82
1/9	at Seattle Pacific	L	64-70
1/11	at Portland State	L	55-106
1/15	Rocky Mountain (OT)	W	63-61
1/17	at Grand Canyon	W	61-47
1/18	at Grand Canyon	W	67-58
1/22	Carroll	W	80-67
1/31	Alaska Anchorage	L	65-74
2/5	at Rocky Mountain	W	59-49
2/8	MSU-Northern	L	59-65
2/13	at Alaska Anchorage	L	72-82
2/15	at Alaska Fairbanks	L	63-77

2/21	Grand Canyon	W	78-68
2/22	Grand Canyon	W	56-49
2/25	Alaska Fairbanks	L	79-83
2/28	Seattle Pacific	L	73-83

1992-93

18-9 Overall, 6-4

11/20	vs. UC Riverside!	L	69-70
11/21	at Cal State L.A.	W	83-60
12/1	at Rocky Mountain	W	78-62
12/4	vs. North Dakota St.@	L	51-82
12/5	vs. Sonoma State@	W	68-48
12/9	Western Montana	W	64-57
12/11	Cal State East Bay	W	62-46
12/12	Cal State East Bay	W	73-48
12/20	at Montana State	L	62-77
1/5	MSU-Northern	W	60-59
1/11	at Montana Tech	W	67-56
1/12	at Carroll	W	61-55
1/18	at MSU-Northern	L	49-65
1/21	at Grand Canyon	L	63-71
1/22	at Grand Canyon	L	76-79
1/28	Portland State	W	72-58
1/30	Seattle Pacific (OT)	W	68-58
2/1	Seattle Pacific	W	71-61
2/3	Rocky Mountain	W	67-57
2/6	at Ak. Anchorage (OT)	W	67-65
2/8	at Alaska Fairbanks	W	66-59
2/12	Alaska Anchorage	L	53-69
2/14	Alaska Fairbanks	W	78-56
2/17	Montana Tech	W	78-63
2/20	Grand Canyon	W	63-48
2/25	at Portland State	L	64-83
2/27	at Seattle Pacific	L	56-72
!	Los Angeles Tournament		
!	Regis Tour. - Denver, Colo.		

1993-94

19-9 Overall, 7-3 PAC West

PAC WEST CONFERENCE

RUNNER-UP

NCAA WEST REGIONAL

QUALIFIER

11/19	CSU Dominguez Hills!	W	61-49
11/20	vs. Pacific!	W	95-82
11/21	vs. Portland State!	L	69-85
11/23	at Sonoma State	W	79-55
12/2	at Montana	L	42-76
12/7	Rocky Mountain	W	88-61
12/11	at Western Montana	W	72-58
12/18	at Weber State	W	65-64
1/2	at Denver	W	66-57
1/4	at Metro State	W	71-66
1/10	Montana Tech	W	79-41
1/12	at Rocky Mountain	W	72-67
1/18	MSU-Northern	L	58-62
1/21	Grand Canyon	W	74-58
1/22	Grand Canyon	W	70-53
1/27	at Seattle Pacific	L	71-72

1/29	at Portland State	L	52-57
2/3	Alaska Fairbanks	W	81-48
2/5	Alaska Anchorage	W	62-57
2/7	at MSU-Northern	L	67-68
2/10	at Grand Canyon	W	80-69
2/12	at Western New Mexico	L	62-72
2/17	Seattle Pacific	W	74-56
2/19	Portland State	W	87-73
2/24	at Alaska Fairbanks	W	91-55
2/26	at Ak. Anchorage (OT)	L	65-67

FAR WEST PLAYOFF - Billings, Mont.

3/8	Alaska Anchorage	W	76-59
-----	------------------	---	-------

WEST REGIONAL - Portland, Ore.

3/11	Portland State	L	54-90
!	Wildcat Classic - Chico, Calif.		

1994-95

16-11 Overall, 6-4 PAC West

11/18	Western Montana!	W	65-57
11/19	Metro State	W	83-74
11/23	Western Washington	W	89-64
12/1	vs. Denver@	L	57-60
12/2	vs. Grand Canyon@	L	69-76
12/3	vs. Mesa State@	L	81-86
12/7	Rocky Mountain	W	70-47
12/10	at Montana	L	43-64
12/16	at Montana State	L	55-73
12/18	Carroll	W	57-52
12/20	Weber State	W	69-60
12/27	vs. Ferris State#	W	73-44
12/28	vs. Central Missouri#	W	83-69
12/29	vs. Saginaw Valley St.#	W	66-58
1/9	at Rocky Mountain	L	58-62
1/11	at Montana Tech	W	88-69
1/19	at Seattle Pacific	L	82-85
1/21	at Portland State	L	54-63
1/28	Western New Mexico	W	82-79
2/2	Alaska Fairbanks	W	102-51
2/4	Alaska Anchorage	W	82-51
2/8	Seattle Pacific	W	87-70
2/11	Portland State	W	70-66
2/14	at MSU-Northern	L	68-90
2/18	at Western New Mexico	L	66-81
2/23	at Alaska Fairbanks	W	83-58
2/25	at Alaska Anchorage	L	76-78
!	MUSB Classic - Billings, Mont.		
@	West Texas Tournament		
#	San Diego Tournament		

1995-96

20-9 Overall, 8-2 PAC West

PAC WEST CONFERENCE

CHAMPIONS

NCAA WEST REGIONAL

QUALIFIER

11/17	vs. W. Washington!	L	70-72
11/18	vs. Grand Canyon!	W	86-66
11/19	at Chico State!	L	71-84
12/21	at Humboldt State	W	87-74

Year-By-Year Records

11/26	at Montana	L	46-63
12/2	at Denver	W	56-52
12/4	at Metro State	L	64-74
12/8	Minn. St.-Moorhead\$	W	69-62
12/9	North Dakota State\$	L	41-75
12/16	Rocky Mountain	W	84-47
12/19	at Carroll	W	87-72
12/29	vs. Jamestown%	W	84-51
12/30	vs. Black Hills State%	W	67-53
1/1	at Dickinson State	L	55-63
1/9	at Rocky Mountain	W	94-64
1/11	Montana Tech	W	70-42
1/18	Portland State	W	75-47
1/20	Seattle Pacific	W	85-59
1/27	at W. New Mexico	W	78-55
2/1	Alaska Anchorage	W	82-58
2/3	Alaska Fairbanks	W	85-67
2/8	at Portland State	L	65-84
2/10	at Seattle Pacific	W	83-72
2/17	Western New Mexico	W	78-55
2/22	at Alaska Anchorage	W	81-64
2/24	at Alaska Fairbanks	W	73-68

WEST REGIONAL - Davis, Calif.

3/7	CSU Dominguez Hills	W	67-57
3/8	Portland State	L	73-83
!	Wildcat Classic - Chico, Calif.		
\$	MSU-Bigs Domino's Pizz Classic		
%	SDT Tour. - Rapid City, S.D.		

1996-97

18-10 Overall, 4-4 PAC West

NCAA WEST REGIONAL

QUALIFIER

11/15	Colorado Mines!	W	76-59
11/16	South Dakota State!	W	78-72
11/22	vs. Lewis & Clark\$	L	54-61
11/23	vs. Dominguez Hills\$	W	58-45
11/24	at Humboldt State	W	64-47
11/27	Saint Martin's	W	94-38
12/3	Rocky Mountain	W	61-58
12/6	at North Dakota State%	L	61-89
12/7	vs. Gardner-Webb%	W	75-63
12/14	at Wyoming	L	55-69
12/16	at CSU-Pueblo	W	95-66
12/21	Lewis & Clark	L	46-59
1/2	Dickinson State	W	105-45
1/9	at Lewis & Clark	L	53-71
1/11	at Central Washington	W	63-57
1/16	at Alaska Anchorage	W	80-60
1/18	at Alaska Fairbanks	L	43-54
1/19	at Alaska Fairbanks	W	60-46
1/25	Seattle Pacific	W	106-76
1/29	Carroll	W	73-48
2/1	Western New Mexico	L	81-85
2/6	Alaska Anchorage	W	102-60
2/8	Alaska Fairbanks	W	89-55
2/11	at Rocky Mountain	W	74-55
2/15	at Seattle Pacific	L	68-104
2/17	at Saint Martin's	W	71-56

2/27	at W. New Mexico	L	78-86
------	------------------	---	-------

WEST REGIONAL - Davis, Calif.

3/6	Cal Poly Pomona	L	67-69
!	Yellowjacket Classic - Billings		
\$	Wildcat Classic - Chico, Calif.		
%	North Dakota State Tour.		

1997-98

21-7 Overall, 7-1 PAC West

PAC WEST CONFERENCE

CHAMPIONS

NCAA WEST REGIONAL

QUALIFIER

11/14	vs. Colo. Christian!	W	103-48
11/15	at Colorado Mines!	W	61-51
11/18	at MSU-Northern	L	79-94
11/21	Central Washington\$	W	70-47
11/22	Bemidji State\$	W	82-42
11/25	at Carroll	W	94-53
11/28	at CSU Stanislaus%	W	86-39
11/29	vs. Ferris State%	L	63-70
12/3	Rocky Mountain	W	94-45
12/6	at South Dakota State	L	82-96
12/16	at Western Montana	W	82-56
12/20	at Lewis & Clark	L	69-81
12/22	at Central Washington	W	81-58
1/2	Carroll	W	80-68
1/3	Montana State	W	83-72
1/7	at Rocky Mountain	L	67-78
1/9	Lewis & Clark	W	62-49
1/15	Alaska Fairbanks	W	80-54
1/22	at Seattle Pacific	L	65-102
1/24	at Western Washington	W	67-55
1/31	at W. New Mexico	W	82-55
2/5	at Alaska Anchorage	W	78-32
2/7	at Alaska Fairbanks	W	71-65
2/12	Seattle Pacific	W	95-64
2/14	Montana Tech	W	97-53
2/19	Alaska Anchorage	W	99-64
2/28	W. New Mexico	W	103-51

WEST REGIONAL - Seattle, Wash.

3/6	UC Davis	L	66-69
!	CSM Tour. - Golden, Colo.		
\$	Yellowjacket Classic - Billings		
%	Warrior Classic - Turlock, Calif.		

1998-99

25-6 Overall, 12-2 PAC West

PAC WEST PACIFIC DIVISION

CHAMPIONS

PAC WEST TOURNAMENT CHAMPS

NCAA WEST REGIONAL CHAMPS

NCAA D2 ELITE EIGHT

11/13	Montana Tech!	W	74-52
11/14	Colo. Mines!	W	60-41
11/18	at Montana	L	53-77
11/24	Rocky Mountain	W	103-46
11/27	at Grand Canyon\$	W	78-57
11/28	vs. Emporia State\$	L	77-81

12/2	at Rocky Mountain	W	70-57
12/5	at W. New Mexico	W	68-56
12/7	at Grand Canyon	W	66-52
12/12	at Northern Colorado	L	65-79
12/19	Western New Mexico	W	84-39
12/21	Black Hills State	W	83-62
1/1	Carroll%	W	68-59
1/2	Chadron State%	W	71-51
1/7	Simon Fraser	W	72-62
1/9	Western Washington	W	75-59
1/15	at Seattle Pacific	L	63-70
1/16	at Saint Martin's	W	72-66
1/21	at Alaska Fairbanks	W	69-62
1/23	at Alaska Anchorage	W	73-64
1/28	Alaska Fairbanks	W	78-58
1/30	Alaska Anchorage	W	73-64
2/4	Lewis & Clark (OT)	L	55-56
2/6	Central Washington	W	71-36
2/11	at Humboldt State	W	74-70
2/13	at Western Oregon	W	65-60

PAC WEST TOUR. - Bellingham, WA

2/26	Alaska Fairbanks	W	79-45
2/27	Western Washington	W	63-59

WEST REGIONAL - Davis, Calif.

3/5	Western Washington	W	70-48
3/6	UC Davis	W	70-62

ELITE EIGHT - Pine Bluff, Ark.

3/17	Arkansas Tech	L	56-68
!	MSUB Tournament #1		
\$	Lopes Invite, Phoenix, Ariz.		
%	MSUB Tournament #2		

Elwin Heiny (1999-2000)

20-9 (69%)

1999-00

20-9 Overall, 13-5

NCAA WEST REGIONAL

QUALIFIER

11/20	Montana Tech	W	77-59
11/23	Rocky Mountain	W	90-66
12/2	Alaska Anchorage	L	68-76
12/4	Alaska Fairbanks	W	68-49
12/8	at W. New Mexico	W	86-73
12/19	vs. Nebraska-Omaha!	L	68-88
12/20	vs. Northern Colorado!	L	62-74
12/21	vs. Central Arkansas!	L	57-66
12/31	Chadron State	W	76-61
1/1	Mesa State	W	70-59
1/6	Western Oregon	W	84-46
1/8	Humboldt State	W	88-62
1/13	at C. Washington (OT)	W	79-76
1/15	at Saint Martin's	W	70-61
1/20	at Western Oregon	L	62-71
1/22	at Humboldt State	W	59-56
1/27	Western Washington	L	59-66
1/29	Seattle Pacific	W	82-67
1/31	Western New Mexico	W	61-47
2/3	Central Washington	W	64-45

Year-By-Year Records

2/5	Saint Martin's	W	77-56
2/10	at Alaska Anchorage	W	68-66
2/12	at AK Fairbanks (OT)	W	75-74
2/19	Seattle	W	106-63
2/24	at W. Washington	L	54-75
2/26	at Seattle Pacific	L	60-78
3/4	at Seattle	W	70-58

WEST REGIONAL - Pomona, Calif.

3/9	Seattle Pacific	W	79-64
3/10	Cal Poly Pomona	L	63-76
!	Sun Classic - Nassau, Bahamas		

Karyn Ridgeway (2001-03)

61-22 (73.5%)

2000-01

17-10 Overall, 13-9

11/22	Rocky Mountain	W	60-52
11/24	vs. Florida Southern!	W	66-54
11/25	at Regis!	L	61-69
11/30	at Central Washington	L	63-75
12/2	at Saint Martin's	L	57-75
12/8	at W. New Mexico	W	101-59
12/9	at W. New Mexico	W	76-58
12/15	at Rocky Mountain	W	67-56
12/30	Chadron State	W	90-60
1/4	Western Washington	L	64-84
1/6	Seattle Pacific	W	61-52
1/11	Seattle	W	75-31
1/13	Northwest Nazarene	W	91-83
1/18	at Western Oregon	L	52-68
1/20	at Humboldt State	W	81-64
1/25	at Alaska Fairbanks	L	51-56
1/27	at Alaska Anchorage	L	50-69
2/1	Saint Martin's (OT)	W	66-63
2/3	Central Washington	W	70-56
2/8	at W. Washington	L	66-82
2/10	at Seattle Pacific	L	53-71
2/15	at Northwest Nazarene	L	57-70
2/17	at Seattle	W	75-56
2/22	Humboldt State	W	85-71
2/24	Western Oregon	W	80-68
3/1	Alaska Fairbanks	W	67-43
3/3	Alaska Anchorage	W	66-56
!	Regis Tour. - Denver, Colo.		

2001-02

23-5

NCAA WEST REGIONAL

QUALIFIER

11/16	at CSU Dominguez Hills	W	75-49
11/17	at Cal State L.A.	W	71-70
11/23	Grand Canyon	W	64-41
11/24	Grand Canyon	W	59-39
12/1	at Seattle	W	76-69
12/6	at Montana	L	56-75
12/15	Northwest Nazarene	W	76-67
12/20	at Alaska Anchorage	W	82-54
12/21	at AK Fairbanks (OT)	L	67-76

12/28	vs. W. Washington!	W	65-59
12/29	vs. Pt. Loma Nazarene!	W	73-50
12/31	at UC San Diego	W	67-57
1/10	Rocky Mountain	W	62-53
1/15	at Chadron State	W	61-45
1/18	Western New Mexico	W	81-54
1/19	Western New Mexico	W	96-47
1/26	Montana Tech	W	76-38
1/31	at Seattle	W	69-56
2/1	at W. Washington	L	62-75
2/6	Great Falls	W	89-59
2/8	Carroll	W	78-56
2/15	Ok. Panhandle State	W	84-49
2/16	Ok. Panhandle State	W	82-51
2/21	at St. Mary's (Texas)	W	62-52
2/23	at Incarnate Word	L	50-62
3/1	at W. New Mexico	W	74-64
3/2	at W. New Mexico	W	79-56

WEST REGIONAL - Pomona, Calif.

3/7	Sonoma State	L	55-67
!	Triton Classic - LaJolla, Calif.		

2002-03

21-7

NCAA WEST REGIONAL

QUALIFIER

11/22	UC San Diego	W	75-65
11/23	UC San Diego	W	62-57
11/25	at Montana	L	52-68
11/29	at Saint Martin's	W	65-60
11/30	at Saint Martin's	W	63-58
12/6	at Cal State Stanislaus	W	66-61
12/8	at Sonoma State	L	44-63
12/14	MSU-Northern	W	58-41
12/18	W. Washington (OT)	W	72-71
12/20	at Northwest Nazarene	W	77-69
12/27	at Western Oregon	W	76-53
12/28	at Western Oregon	W	62-53
1/2	vs. Seattle!	W	78-43
1/3	vs. Alaska Fairbanks!	L	71-81
1/10	Carroll	W	63-52
1/20	Montana Tech	W	66-46
1/23	at W. New Mexico	L	47-54
1/24	at W. New Mexico	W	75-70
2/6	at Rocky Mountain	W	72-62
2/14	at PR-Bayamon	L	56-72
2/15	at PR-Rio Piedras	W	70-55
2/16	at PR-Bayamon	L	65-74
2/22	Western New Mexico	W	75-63
2/23	Western New Mexico	W	79-64
2/28	at North Greenville	W	71-34
3/1	at Nova Southeastern	W	72-64

WEST REGIONAL - Seattle, Wash.

3/14	Central Washington	W	91-69
3/15	Seattle Pacific	L	70-86
!	Laie, Hawaii		
PR	Puerto Rico		

Melissa Slone (2003-04)

16-11 (59.3%)

2003-04

16-11

11/17	Sonoma State	W	82-72
11/18	Sonoma State	L	46-59
11/21	vs. C. Washington!	W	70-68
11/22	at Seattle Pacific!	L	42-66
12/1	Rocky Mountain (OT)	W	60-55
12/4	at Montana	L	43-80
12/13	at Wyoming	L	51-62
12/15	at W. Washington	L	57-66
12/19	at Alaska Anchorage	W	62-54
12/20	at Alaska Fairbanks	W	69-58
12/29	vs. C. Washington#	L	54-78
12/30	vs. Humboldt State	W	80-64
1/2	at Humboldt State	W	69-58
1/9	at W. New Mexico	W	69-52
1/10	at W. New Mexico	L	53-59
1/16	Green Mountain	W	98-49
1/17	Green Mountain	W	79-31
1/22	at Saint Martin's	L	63-84
1/23	at NW Nazarene (OT)	L	65-67
2/2	at Florida Southern	L	55-66
2/4	at Nova Southeastern	L	53-59
2/13	Converse	W	91-67
2/14	Converse	W	73-57
2/17	Western New Mexico	W	71-61
2/19	Western New Mexico	W	79-60
2/20	Western New Mexico	W	80-73
2/23	MSU-Northern	W	79-71
!	SPU Tour. - Seattle, Wash.		
#	Triton Tour. - LaJolla, Calif.		

Kevin Woodin (2004-)

175-111 (61.2%)

2004-05

21-7

NCAA WEST REGIONAL

QUALIFIER

11/20	Western Washington	W	88-78
11/26	Ohio Valley College	W	79-55
11/27	Ohio Valley College	W	78-52
11/30	at Seattle	L	55-61
12/1	at Seattle	W	57-36
12/10	vs. Chico State!	L	65-77
12/11	vs. Southern Oregon!	W	81-58
12/17	Humboldt State	W	58-44
12/18	Humboldt State	W	77-45
12/20	Saint Leo	W	76-59
12/21	Saint Leo	W	79-44
1/3	at Northwest Nazarene	W	66-65
1/6	Saint Martin's	L	50-59
1/12	Montana Tech	W	85-39
1/18	Western New Mexico	W	100-63
1/19	Western New Mexico	W	83-71
1/22	at Central Washington	L	63-81

Year-By-Year Records

1/26	Western Oregon	W	65-56
1/29	at North Dakota State	L	56-82
2/3	at Saint Martin's	W	53-42
2/12	North Dakota State	L	77-79
2/18	Grand Canyon	W	67-46
2/19	Grand Canyon	W	80-77
2/22	at Western Oregon	W	59-34
2/25	at Rocky Mountain	W	66-44
3/3	at W. New Mexico	W	55-44
3/5	at W. New Mexico	W	65-50

WEST REGIONAL - Seattle, Wash.

3/11	Seattle Pacific	L	47-71
!	HSU Tour. - Arcata, Calif.		

2005-06

18-9 Overall, 9-3 HC

HEARTLAND CONFERENCE

CHAMPIONS

11/18	Fort Lewis College#	W	75-56
11/19	Hillsdale#	L	53-66
11/25	vs. E. New Mexico!	L	67-82
11/26	at West Texas A&M!	L	52-87
11/28	at Okla. Panhandle St.	L	56-67
12/2	at Metro State	W	87-62
12/4	at Regis	W	82-74
12/16	Saint Martin's	W	99-56
12/20	Abilene Christian	W	65-55
1/4	Western New Mexico	W	78-42
1/6	Okla. Panhandle State	W	86-52
1/7	Okla. Panhandle State	W	89-68
1/11	at Incarnate Word	W	75-62
1/12	at Incarnate Word	W	61-53
1/14	at St. Mary's (Texas)	W	70-57
1/21	at Lincoln	W	78-56
1/28	St. Edwards	W	78-64
2/3	Lincoln	W	62-45
2/4	Lincoln	W	72-42
2/10	at St. Edwards (OT)	L	72-73
2/11	at St. Edwards	L	52-62
2/15	Incarnate Word	W	69-63
2/17	St. Mary's (Texas)	W	85-72
2/18	St. Mary's (Texas)	W	77-70
2/24	at W. New Mexico	L	65-75
2/25	at W. New Mexico	L	83-87

HEARTLAND TOURNAMENT@

3/1	Ok. Panhandle State	L	71-80
#	Yellowjacket Classic		
!	West Texas Tour. - Canyon, Texas		
@	Billings, Mont.		

2006-07

22-10 Overall, 7-3 HC

HEARTLAND CONFERENCE

CHAMPIONS

HEARTLAND TOURNAMENT

CHAMPIONS

NCAA SOUTH CENTRAL

REGIONAL QUALIFIER

11/17	Western Oregon!	W	77-62
-------	-----------------	---	-------

11/18	North Dakota!	L	62-71
11/28	Rocky Mountain	W	85-69
11/30	at NW Missouri State	L	82-95
12/2	at Missouri Western St.	L	56-75
12/6	MSU-Northern	W	80-67
12/9	at Saint Martin's	W	84-68
12/15	Univ. of Mary	W	69-63
12/19	Abilene Christian#	W	86-61
12/20	Missouri Southern#	W	78-69
12/30	Ok. Panhandle State	W	84-60
1/4	Texas A&M Inter.	W	82-64
1/6	St. Edwards	W	76-57
1/7	St. Edwards	W	78-61
1/12	at Ok. Panhandle St.	L	82-85
1/13	at Ok. Panhandle St.	W	73-66
1/15	at Texas-Permian Basin	W	88-62
1/20	Lincoln	W	73-47
1/24	St. Mary's (Texas)	W	69-67
1/27	Incarnate Word	W	89-81
1/28	Incarnate Word	W	66-65
2/2	at Lincoln	L	62-66
2/3	at Lincoln (OT)	L	71-75
2/8	at St. Mary's (Texas)	W	59-57
2/10	at Incarnate Word	L	37-65
2/12	at St. Mary's (Texas)	L	48-51
2/17	Texas-Permian Basin	W	97-60
2/22	at TAM-International	L	66-75
2/24	at St. Edwards (OT)	W	70-67

HEARTLAND TOUR. - Denton, Texas

3/2	St. Mary's (Texas)	W	67-64
3/3	Incarnate Word (OT)	W	56-53

SOUTH CENTRAL REGIONAL

St. Joseph, Mo.

3/9	Missouri Western State	L	59-80
!	Yellowjacket Classic		
#	Hoop N Surf - Honolulu, HI		

2007-08

11-16 Overall, 8-10 GNAC

11/16	Minn. St.-Moorhead\$	L	65-89
11/17	at North Dakota\$	L	45-77
11/23	NW Missouri State!	L	59-74
11/24	Regis!	W	82-57
12/1	at Colo. Mines	W	67-55
12/5	Great Falls	W	92-70
12/15	at Univ. of Mary	L	67-90
12/28	at Sonoma State#	L	51-66
12/29	vs. Chico State#	L	59-73
1/3	at Alaska Anchorage	L	66-68
1/5	at Alaska Fairbanks	W	60-51
1/10	Central Washington	W	58-49
1/12	Western Washington	W	69-67
1/19	at Seattle	W	75-66
1/24	at Seattle Pacific	L	74-78
1/26	at Northwest Nazarene	L	71-90
1/31	Western Oregon	W	69-56
2/2	Saint Martin's	L	67-68
2/7	at W. Washington	L	59-68
2/9	at C. Washington	L	71-73

2/16	Seattle (OT)	L	78-83
2/21	Northwest Nazarene	W	83-76
2/23	Seattle Pacific	L	63-82
2/28	at Saint Martin's	L	45-73
3/1	at W. Oregon (2 OT)	W	80-79
3/6	Alaska Fairbanks	W	73-65
3/8	Alaska Anchorage	L	56-62

\$ NDU Tour. - Grand Forks, N.D.

! Yellowjacket Classic

SSU Tour. - Rohnert Park, Calif.

2008-09

16-11 Overall, 8-8 GNAC

11/15	CSU-Pueblo	W	91-81
11/21	Univ. of Mary	L	70-73
11/23	Colo. School of Mines	W	91-82
11/28	Minnesota-Crookston!	W	93-81
11/29	Univ. Of Mary!	L	73-84
12/6	Metro State	W	65-61
12/15	at Hawaii Pacific	W	86-71
12/17	Shepherd\$ (OT)	W	96-89
12/18	Chaminade\$	W	83-32
1/2	at Metro State	L	61-67
1/3	at CSU-Pueblo	W	62-48
1/7	Northwest Nazarene	W	77-64
1/10	Seattle Pacific	L	69-88
1/14	Alaska Fairbanks	W	82-71
1/17	Western Oregon	L	64-68
1/22	at C. Washington	W	71-60
1/24	at W. Washington	L	73-86
1/29	at NW Nazarene (OT)	L	64-73
1/31	at Seattle Pacific	L	46-66
2/7	Alaska Anchorage	L	55-56
2/12	at Saint Martin's	L	63-66
2/14	at W. Oregon	W	77-63
2/18	Western Washington	W	67-62
2/21	Central Washington	W	77-48
2/26	Saint Martin's	W	71-61
3/5	at Alaska Fairbanks	W	77-63
3/7	at Alaska Anchorage	L	52-74

! Marauder Classic - Bismarck, ND

\$ Hoop N Surf Tour. - Hawaii

2009-10

11-16 Overall, 4-12 GNAC

11/15	UC-Colorado Springs	W	91-57
11/18	University of Mary	W	70-53
11/21	Chadron State	W	74-63
11/27	at UC-CS \$	W	70-61
11/28	vs Adams State \$	L	46-59
12/01	Montana Tech	L	64-67
12/12	Dickinson State	W	71-61
12/17	at University of Mary	L	64-73
12/19	at Metro State	L	64-89
12/30	Rocky Mountain	W	78-58
01/03	at Chadron State	W	68-41
01/07	Saint Martin's	W	72-67

01/14	at Alaska Anchorage	L	63-85
01/16	at Alaska Fairbanks	W	67-49
01/21	at Seattle Pacific	L	52-68
01/23	at Northwest Nazarene	L	60-78
01/28	Western Washington	L	49-66
01/30	Central Washington	L	64-83
02/06	Alaska Fairbanks	W	61-60
02/11	at Western Oregon	L	48-66
02/13	at Saint Martin's	L	56-73
02/17	Seattle Pacific	L	47-62
02/20	Northwest Nazarene	L	47-85
02/24	Alaska Anchorage	L	63-65
02/27	Western Oregon	W	69-64
03/04	at W. Washington	L	43-85
03/06	at C. Washington	L	60-64

\$ UC-Colorado Springs Tournament

2010-11

16-12 Overall, 11-7 GNAC

11/13	Metro State-Denver	L	46-49
11/19	vs. Cal St. Dominguez!	W	67-37
11/20	vs. Cal St. Monterey Bay!	L	47-77
11/22	at Notre Dame de Namur!	W	68-42
11/29	at Chadron State	L	59-73
12/02	at Simon Fraser	W	66-59
12/04	at Western Washington	L	70-80
12/11	Rocky Mountain	W	70-67
12/18	Minot State (N.D.)	W	87-57
12/29	Chadron State	L	53-60
01/01	Alaska Anchorage	L	59-78
01/03	Alaska Fairbanks	W	90-45
01/08	at Seattle Pacific	W	59-50
01/13	at Northwest Nazarene	L	62-75
01/15	at Central Washington	L	71-81
01/20	Western Oregon	W	82-55
01/22	Saint Martin's	W	62-61
01/27	at Alaska Fairbanks	W	81-60
01/29	at Alaska Anchorage	L	48-62
02/05	Seattle Pacific	W	54-51
02/10	Central Washington	W	59-48
02/12	Northwest Nazarene	W	85-78
02/17	at Saint Martin's	L	55-63
02/19	at Western Oregon	W	65-57
02/22	Western Washington	L	57-63
02/24	Simon Fraser	W	71-58

GNAC TOURNAMENT

02/28	Saint Martin's	W	55-53
03/02	at Western Washington	L	49-76

! - Notre Dame de Namur Classic
in Belmont, CA

2011-12

18-12 Overall, 10-8 GNAC

11/12	Chadron State	W	77-50
11/18	Montana-Western	W	76-49
11/22	Rocky Mountain	W	65-55
11/25	Minot State (N.D.)!	L	59-62

Year-By-Year Records

11/26	Minn. St. Moorhead!	L	71-78
12/01	at Western Washington	L	72-80
12/03	at Simon Fraser	L	52-62
12/09	Black Hills State	W	59-40
12/10	S.D. Mines & Tech	W	76-66
12/15	at Hawaii Pacific	W	72-69
12/16	at Chaminade	W	84-76
12/18	at Hawaii - Hilo	L	48-49
12/19	at BYU - Hawaii	W	67-54
12/29	Saint Martin's	W	72-43
12/31	Western Oregon	W	69-49
01/05	at #8AK Anchorage	L	50-59
01/07	at Alaska Fairbanks	W	84-58
01/12	Northwest Nazarene	W	58-53
01/14	Central Washington	L	59-65
01/21	at Seattle Pacific	W	63-62
01/26	at Western Oregon	W	57-41
01/28	at Saint Martin's	W	58-52
02/02	Alaska Fairbanks	W	88-72
02/04	#8 AK Anchorage	L	51-56
02/09	at Central Washington	W	61-52
02/11	at Northwest Nazarene	W	69-60
02/18	Seattle Pacific	L	56-70
02/23	Simon Fraser	L	49-50
02/25	Western Washington	L	68-74
GNAC TOURNAMENT (Lacey, WA)			
03/01	vs. Northwest Nazarene	L	56-77

! - Yellowjacket Women's Basketball
Classic

2012-13

17-10 Overall, 11-7 GNAC

11/10	at Black Hills State	L	63-65
11/11	at Chadron State	W	79-64
11/16	at Dixie State	W	74-71
11/17	vs Colorado Mesa	L	47-69
11/23	DIXIE STATE!	WOT	91-87
11/24	ND DE NAMUR!	W	80-44
11/29	CEN. WASHINGTON	W	66-59
12/1	N. NAZARENE	W	69-68
12/07	S.D. MINES	W	74-50
12/17	ROCKY MOUNTAIN	W	74-42
01/0	at Saint Martin's	W	67-49
01/05	at Western Oregon	L	65-73
01/10	UA ANCHORAGE	W	78-64
01/12	UA FAIRBANKS	W	73-67
01/17	at #10 Simon Fraser	L	58-89
01/19	at #8 West. Washington	L	76-78
01/26	SEATTLE PACIFIC	W	66-56
01/31	WESTERN OREGON	W	62-55
02/02	SAINT MARTIN'S	W	75-41
02/07	at Alaska Fairbanks	W	70-50
02/09	at Alaska Anchorage	L	55-61
02/14	#9 WEST. WASHINGTON	L	54-71
02/16	#8 SIMON FRASER	L	55-61
02/23	at Seattle Pacific	L	71-76
02/28	at Northwest Nazarene	W	76-63
03/02	at Central Washington	W	85-65

GNAC TOURNAMENT (LACEY, WA)

03/06	vs. Seattle Pacific	L	60-63
-------	---------------------	---	-------

! - Yellowjacket Women's Basketball
Classic

2013-14

25-8 Overall, 15-3 GNAC

15-0 AT HOME

GNAC REGULAR SEASON

CHAMPIONS

NCAA WEST REGIONAL RUN- NER-UP AT THE SWEET SIXTEEN

11/08	vs Pittsburg State\$	L	71-77
11/09	vs Univ. of Indianapolis\$	L	45-87
11/10	vs Cal State East Bay\$	W	77-73
11/16	Chadron	W	59-55
11/22	University of Great Falls	W	102-78
11/25	Rocky Mountain College	W	85-58
11/27	Montana State Northern	W	76-59
12/05	at Alaska Anchorage	L	59-90
12/07	at Alaska Fairbanks	W	83-46
12/13	Carroll College	W	62-47
12/19	vs Texas Woman's%	W	78-58
12/20	vs Drury%	L	75-76
01/02	Simon Fraser	W	81-63
01/04	Western Washington	W	82-69
01/11	at Seattle Pacific	L	57-63
01/16	at Central Washington	W	72-44
01/18	at Northwest Nazarene	W	66-61
01/23	Saint Martin's	W	75-56
01/25	Western Oregon	W	79-57
01/30	at Western Washington	W	71-63
02/01	at Simon Fraser	W	76-61
02/05	South Dakota Mines	W	78-39
02/08	Seattle Pacific	W	74-59
02/13	Northwest Nazarene	W	90-72
02/15	Central Washington	W	60-39
02/20	at Western Oregon	W	77-67
02/22	at Saint Martin's	L	59-69
02/27	Alaska Fairbanks	W	104-77
03/01	Alaska Anchorage	W	75-72

GNAC Tournament - Lacey, WA

03/07	vs Simon Fraser	L	74-85
-------	-----------------	---	-------

WEST REGIONAL - Pomona, CA

03/14	vs Academy of Art	W	60-59
03/15	vs Simon Fraser	W	76-68
03/17	at Cal Poly Pomona	L	68-75

\$ Disney West Coast Tip-Off Classic-
Anaheim, CA

% South Point Holiday Hoops Classic, Las
Vegas, Nev.

All-Time Award Winners

MONTANA STATE BILLINGS WOMEN'S BASKETBALL HONORS

AIAW All-American

1977-78	Deb Prevost
1975-76	Deb Prevost
1974-75	Deb Prevost

Daktronics NCAA DII All-American

2013-14	Bobbi Knudsen
2006-07	Michelle Lieber
1999-00	Codi Schmitz
1997-98	Megan Dickerson
1994-95	Tera Silvius
1993-94	Tera Silvius
1990-91	Shelley Altrogge
1989-90	Shelley Altrogge
1986-87	Kelli Kenyon
1984-85	Kelli Kenyon

D II Bulletin All-American

2013-14	Bobbi Knudsen	3rd
2012-13	Bobbi Knudsen	HM
2008-09	Alira Carpenter	HM

WBCA NCAA DII All-American

2013-14	Bobbi Knudsen	HM
2012-13	Bobbi Knudsen	HM
2011-12	Bobbi Knudsen	HM

State Farm Coaches All-American

2008-09	Alira Carpenter	HM
---------	-----------------	----

CoSIDA Academic All-American

2008-09	Alira Carpenter	3rd
2004-05	Robyn Milne	3rd

Daktronics All-West Region

2013-14	Bobbi Knudsen	1st
2012-13	Bobbi Knudsen	2nd

State Farm All-Region 8

2008-09	Alira Carpenter
---------	-----------------

NCAA DII All-West Region

2011-12	Bobbi Knudsen	1st
2008-09	Alira Carpenter	2nd
2007-08	Alira Carpenter	2nd
2004-05	Robyn Milne	2nd
2003-04	Robyn Milne	2nd
1999-00	Codi Schmitz	1st
1998-99	Codi Schmitz	2nd
	Amy Winslow	2nd
1997-98	Megan Dickerson	1st
1994-95	Tera Silvius	1st
1993-94	Tera Silvius	1st
1991-92	Sherry McQuinn	2nd
1990-91	Shelley Altrogge	1st
1989-90	Shelley Altrogge	1st
1987-88	Evonne Goroski	1st

1986-87	Kelli Kenyon	1st
	Evonne Goroski	2nd
1984-85	Kelli Kenyon	1st
1983-84	Theresa O'Donnell	1st

NCAA DII All-South Central Region

2006-07	Michelle Lieber	2nd
---------	-----------------	-----

AIAW All-Region

1981-82	Theresa O'Donnell	2nd
1977-78	Deb Prevost	1st
1976-77	Deb Prevost	1st
1975-76	Deb Prevost	1st
1974-75	Deb Prevost	1st

CoSIDA Academic All-District

2013-14	Bobbi Knudsen	1st
2012-13	Bobbi Knudsen	1st
2011-12	Bobbi Knudsen	1st
2008-09	Alira Carpenter	1st
2007-08	Alira Carpenter	1st
2006-07	Alira Carpenter	3rd
	Michelle Lieber	3rd
2005-06	Jenny Langford	2nd
2004-05	Robyn Milne	1st
2003-04	Robyn Milne	2nd
2002-03	Natalie Visger	2nd

GNAC Player of the Year

(Great Northwest Athletic Conference)

2013-14	Bobbi Knudsen
---------	---------------

GNAC Defense Player of the Year

(Great Northwest Athletic Conference)

2013-14	Janiel Olson
---------	--------------

GNAC Newcomer of the Year

(Great Northwest Athletic Conference)

2013-14	Chelsea Banis
2009-10	Sarah McNamee

Academic All-GNAC

2013-14	Annie DePuydt
	Chelsea Banis
	Bobbi Knudsen
	Austin Hanser
	Janiel Olson
	Quinn Peoples
	Kayleen Goggins
	Tenika Capouch
	Brandy Kumm
2012-13	Annie DePuydt
	Brooke Tolman
	Bobbi Knudsen
	Austin Hanser
	Janiel Olson
	Quinn Peoples
	Kayleen Goggins
	Ashley Reed

2011-12	Bobbi Knudsen
	Corrie Smith
	Kalli Stanhope
	Brooke Tolman

2010-11	Jenny Heringer
	Shantell Marquis
	Sarah McNamee
	Kayla Ryan

	Kalli Stanhope
2009-10	Rachel Hansen
	Callie Kautzmann
	Kalli Stanhope
	Kayla Ryan

2008-09	Alira Carpenter
	Quinn Halverson
	Kayla McPherson
	Kayla Ryan
	Jen Smith

2007-08	Alira Carpenter
	Rachel Hansen
	Jen Smith

All-GNAC

2013-14	Bobbi Knudsen	1sr
	Janiel Olson	1st
	Chelsea Banis	HM
	Kayleen Goggins	HM
2012-13	Bobbi Knudsen	1st
	Kayleen Goggins	HM
	Janiel Olson	HM
2011-12	Bobbi Knudsen	1st
2010-11	Kayla Ryan	2nd
	Beata Bak	HM
	Mandy Jacobs	HM
2009-10	Kayla Ryan	2nd
2008-09	Alira Carpenter	1st
	Shantell Marquis	HM
	Kayla Ryan	HM
2007-08	Alira Carpenter	1st
	Shantell Marquis	HM

GNAC Conf. Coach of the Year

2013-14	Kevin Woodin
---------	--------------

Heartland Conf. Coach of the Year

2006-07	Kevin Woodin
---------	--------------

Heartland Conf. Freshman of the Year

2005-06	Alira Carpenter
---------	-----------------

Heartland Conf. Player of the Year

2006-07	Michelle Lieber
2005-06	Michelle Lieber

All-Heartland Conference

2006-07	Alira Carpenter	1st
	Michelle Lieber	1st

All-Time Award Winners

	Dani Henderson	HM
	Shantell Marquis	HM
2005-06	Michelle Lieber	1st
	Tanya Petersen	1st
	Alira Carpenter	HM
	Lisa Jellum	HM
	Jenny Langford	HM

ICAA* Coach of the Year

*Independents Collegiate

Athletic Association

2004-05	Kevin Woodin
---------	--------------

ICAA Defensive Player of the Year

2004-05	Robyn Milne
---------	-------------

All-ICAA

2004-05	Robyn Milne	1st
	Tanya Petersen	2nd

Pac West Coach of the Year

1998-99	Frank McCarthy
---------	----------------

Pac West Freshman of the Year

1992-93	Brandy Hamblin
---------	----------------

Pac West Player of the Year

1999-00	Codi Schmitz
1997-98	Megan Dickerson
1993-94	Tera Silvius

All-Pac West

2000-01	Becky Jacobs	2nd
	Betsy Morrison	2nd
	Natalie Visger	2nd
1999-00	Codi Schmitz	1st
	Deena Bartu	2nd
1998-99	Codi Schmitz	1st
	Amy Winslow	1st
1997-98	Megan Dickerson	1st
	Tami Fleek	1st
	Alicia Cahill	2nd
	Amy Winslow	2nd
1996-97	Megan Dickerson	1st
	Tami Fleek	2nd
1995-96	Megan Dickerson	1st
	Brandy Hamblin	1st
	Tami Fleek	2nd
	Amy Winslow	2nd
1994-95	Tera Silvius	1st
	Brandy Hamblin	2nd
1993-94	Brandy Hamblin	1st
	Tera Silvius	1st
	Heather Reiter	2nd
1992-93	Brandy Hamblin	1st
	Tera Silvius	1st
	Sherry McQuinn	2nd

Pac West All-Academic

2000-01	Becky Jacobs
	Joan Langford
	Kami Malnaa
	Betsy Morrison
	Natalie Visger
	Amber Zylawy
1999-00	Becky Jacobs
	Kami Malnaa
	Betsy Morrison

1998-99	Codi Schmitz
	Amy Winslow
	Jenni Winter

1997-98	Alicia Cahill
	Megan Dickerson
	Tami Fleek

	Shiloh Schwab
	Amy Winslow

1996-97	Alicia Cahill
	Megan Dickerson
	Amy Winslow

1994-95	Brandy Hamblin
	Tera Silvius

1993-94	Brandy Hamblin
	Tera Silvius

1992-93	Tera Silvius
---------	--------------

Continental Divide Coach of the Year

1990-91	Frank McCarthy
1986-87	Ted Anderson

Continental Divide Player of the Year

1990-91	Shelley Altrogge
1989-90	Shelley Altrogge
1987-88	Evonne Goroski (Co)
1986-87	Kelli Kenyon

All-Continental Divide

1991-92	Sherry McQuinn	1st
	Tracey Vermillion	2nd
1990-91	Shelley Altrogge	1st
	Michelle Spurr	1st
1989-90	Shelley Altrogge	1st
1987-88	Evonne Goroski	1st
	Mary Anderson	2nd
1986-87	Evonne Goroski	1st
	Kelli Kenyon	1st
	Mary Anderson	2nd
	Angela Joyce	2nd
1985-86	Beth Bratton	1st
	Kelli Kenyon	1st
	Evonne Goroski	2nd
	Robyn Stewart	HM
1984-85	Kelli Kenyon	1st

Continental Divide All-Academic

1990-91	Dulcy Rauch	1st
	Michelle Spurr	1st
	Terri Wiederrick	1st
1989-90	Dulcy Rauch	2nd

	Terri Wiederrick	2nd
1988-89	Kathy Devlin	2nd

Frontier Conference Coach of the Year

1977-78	Marcia Caneff
1976-77	Marcia Caneff

Frontier Conference Player of the Year

1977-78	Deb Prevost
1975-76	Deb Prevost
1974-75	Deb Prevost

All-Frontier Conference

1981-82	Theresa O'Donnell	1st
	Roxane Asay	2nd
	Peg Havolick	2nd
1980-81	Laura Merritt	2nd
	Shelley Pehlke	2nd
1979-80	Laura Merritt	1st
	Lori Biegel	HM
1978-79	Laura Sundheim	1st
	Shelley Pehlke	HM
1977-78	Joni Barber	1st
	Deb Prevost	1st
	Dixie Rieger	1st
1976-77	Deb Prevost	1st
	Laura Sundheim	1st
	Joni Barber	2nd
	Joni Casterline	2nd
1975-76	Joni Barber	1st
	Deb Prevost	1st
	Joni Casterline	2nd
1974-75	Deb Prevost	

MONTANA STATE BILLINGS WOMEN'S BASKETBALL ALL-TIME ROSTER

-A-					
Shelley Altrogge	1989-91	Jackie Flett	1982-83	Joan Langford	1999-2003
Mary Anderson	1986-88	Sophia Forney	1982-83	LeeAnn Lanning	1989-92
Kelsey Armstrong	2010-11	Arlene Fossen	1973-74	Lisa Laslovich	2010-11
Roxane Asay	1980-82	Rhea Frey	1986-87	Jolene Lekse	1977-78
Jenny Auer	203-04	Lori Fries	1980-84	Mitzie Ler	1979-80
Azurene Azure	1992-93	Kayla Frize	2002-05	Angela Lessard	2004-06
-B-					
Beata Bak	2010-11	Carol Goffena	1979-80	Michelle Lieber	2004-07
Chelsea Banis	2013-14	Kayleen Goggins	2011-pres.	Dawn Linscott	1981-82
Erika Bramen	1993-96	Evonne Goroski	1984-88	Cyndie Lockett	1993-97
Lori Brandon	1995-97	Grace Grabofsky	1977-79	Alisa Lordemann	2003-04
Beth Bratton	1984-86	Kristi Green	1991-92	Kelcy Lott	2009-10
Alisha Breen	2013-pres.	Monica Grimsrud	2011-pres.	-M-	
MaryJo Bremner	1973-74	Bonnie Guenther	1982-83	Kelly Maebane	1993-95
Jessica Bratton	2003-05	Tara Gunderson	1992-93	Kami Malnaa	1998-2002
Sue Briney	1975-78	-H-		Shantell Marquis	2006-11
Mary Buck	1974-76	Michelle Hall	1981-84	Megan Mason	1994-98
Kerry Burrell	1980-82	Quinn Halverson	2007-09	Becky Mateja	1984-89
Shirley Burton	1985-86	Brandy Hamblin	1992-96	Kathy Mauland	1976-77
-C-					
Alicia Cahill	1995-99	Donna Hansen	1978-79	Mary McFaul	1980-82
Julie Campbell	1978-80	Rachel Hansen	2006-10	Heather McGlothlen	1994-95
Tenika Capouch	2012-14	Austin Hanser	2012-14	Karen McMahan	1993-94
Alira Carpenter	2005-09	Lee Ann Hanson	1979-81	Sarah McNamee	2009-11
Joni Casterline	1975-79	Kari Hart	1989-90	Kayla McPherson	2005-09
Jaymie Cherry	1989-90,92-93	Shannon Harvey	2003-06	Sherry McQuinn	1990-93
Julie Cobourn	1989-93	Peg Havlovick	1980-82	Jetton Meadors	2005-09
Susan Conroy	1996-97	Charlene Heil	1985-86	Abby Mercer	1990-92
Darcy Conway	1974-76	Dani Henderson	2006-08	Brynn Meredith	2001-02
Sue Cornelius	1974-76	Jessica Henigman	1999-2003	Laura Merritt	1979-81
-D-					
Linda Davis	1974-75	Jenny Heringer	2010-11	Robyn Milne	2001-05
Colleen Day	1978-90	Jennifer Horak	1993-94	Berta Monroe	1986-88
Rosie Deardorff	1976-77	-J-		Aimee Montes	2002-03
Kylee Denham	2009-10	Gayle Jabs	1978-80	Val Morales	1980-82
Devan Dennehy	2011-12	Becky Jacobs	1998-2002	Betsy Morrison	1997-2001
Annie DePuydt	2011-pres.	Mandy Jacobs	2007-11	Jill Myhre	1976-78
Kathy Devlin	1985-89	Sandy Jacobson	1987-89	-N-	
Angie Diekhans	1982-83	Bonnie James	1981-82	Fawn Nelson	1991-92
Julie Drube	1988-89	Lisa Jellum	2002-06	LeAnn Neville	1981-83
Nellie Durkin	1974-75	Valerie Jensen	1974-75	Marge Noyd	1973-76
Marie Dyk	2000-02	Angela Joyce	1985-87	-O-	
-E-					
Leslie Ellis	1988-90	-K-		Toni O'Connor	2000-01
Kabri Emerson	2011-12	Amy Kappel	1984-85	Theresa O'Donnell	1981-84
PJ Eubank	1981-84	Callie Kautzmann	2008-pres.	Janiel Olson	2011-pres.
Jenni Evenson	1997-98	Colleen Kelly	1987-90	Peg Ostwalt	1974-75
-F-					
Daen Fiedler	1983-86	Jennie Kendall	1997-2000	-P-	
Teri Filipek	1993-95	Kelli Kenyon	1983-87	Shelley Pehlke	1978-82
Gail Fisher	1973-76	Bobbi Knudsen	2010-14	Quinn Peoples	2011-pres.
Krista Fjelstad	1995-99	Sharon Knudtson	1979-80	Kay Peterson	1981-82
Tami Fleek	1994-98	Tricia Kopplan	1988-89	Tanya Peterson	2002-06
-G-					
-H-					
-I-					
-J-					
-K-					
-L-					
-M-					
-N-					
-O-					
-P-					
-Q-					
-R-					
-S-					
-T-					
-U-					
-V-					
-W-					
-X-					
-Y-					
-Z-					

MONTANA STATE BILLINGS WOMEN'S BASKETBALL ALL-TIME ROSTER

-R-

Dulcy Rauch	1989-91
Kelley Raver	1989-83
Tracy Raver	1989-83
Ashley Reed	2009-2013
Heather Reiter	1992-95
Dixie Rieger	1976-78
Sheri Robbins	1985-89
Alyssa Rooy	2002-03
Patti Jo Rue	1980-81

-S-

Codi Schmitz	1996-2000
Shiloh Schwab	1993-98
Darcy Schwend	1973-74
Sandi Schwertfeger	1982-86
Kim Seville	1976-80
Ann Shepard	1995-96
Tera Silvius	1991-95
Krystal Simonson	1996-97
Stephanie Simpson	1990-92
Jennifer Skrifvars	2003-07
Corie Smith	2010-12
Jen Smith	2005-09
Michelle Spurr	1988-91
Kalli Stanhope	2008-12
Twyla Stein	1985-86
Robyn Stewart	1984-86
Tina Stoetzel	1987-89
Trisha Sukut	1999-2000
Laura Sundheim	1975-79

-T-

Teresa Teegarden	1977-78
Brooke Tolman	2010-13
Linda Tuffli	1974-75
Lisa Turck	1995-96
Schalene Tyson	1991-92

-V-

Tracey Vermillion	1991-92
Natalie Visger	1999-2003

-W-

Sami Walking Bear	2004-05
Nancy Walter	1984-86
Kelli Wetstein	1997-98
Colleen Wiechman	1990-91
Terri Wiederrick	1987-91
JoAnna Wilcox	1982-85
Brenda Wilkin	1992-94
Colleen Winden	1982-83
Amy Winslow	1995-99
Jenni Winter	1998-99
Gwen Wock	1977-79
JoAnne Wolfe	1980-84

-Z-

Amber Zylawy	1999-2002
--------------	-----------



Brianna Reser, Freshman Forward

MSUB Hall of Fame

Name (Class)	Sport/Affiliation	Ind. Year	Name (Class)	Sport/Affiliation	Ind. Year
Dr. Megan (Plank) Holden	Women's Soccer	2014	Sherry (McQuinn) Breidenbach	Women's Basketball	1999
Dr. Jim Elliot	Service & Distinction	2014	Don Blankenship	Cross Country/ Track	1999
Heidi Lehman	Women's Tennis	2014	Blase Dilulo	Football	1999
Pryor Orser	Coach (MBB)	2014	Pat Douglas	Coach	1999
Jeff Andresen	Gymnastics	2013	Larry Noonan	Football	1999
Theresa Campbell	Softball	2013	Allen Rohrback	Gymnastics	1999
Alicia Cazemier	Volleyball	2013	Terri (Wiederrick) Hein	Women's Basketball	1998
Markus Hallgrimson	Men's Basketball	2013	Pete Conway	Men's Basketball	1998
Ally Stroup	Women's Soccer	2013	James Dow	Football	1998
Michelle (Lieber) Rodgers	Women's Basketball	2012	Elwood "Woody" Hahn	Service & Distinction	1998
Jeff Aumend	Coach (Softball)	2012	Ron Osborne	Men's Basketball	1998
Gary Monahan	Football	2012	James Polich	Coach (Baseball)	1998
Cameron Munoz	Men's Basketball	2012	Shelly (Altrogge) Emerson	Women's Basketball	1997
Joey (Ehnes) Egan	Softball	2011	Lynn Ahrens	Football	1997
Robyn (Milne) Blindwoman	Women's Basketball	2011	Freeman Blade	Men's Basketball	1997
Mike Mullowney	Football	2011	Jim Downs	Cross Country	1997
Dennis Whitmore	Service & Distinction	2011	Delmar Fried	Coach	1997
Margot (Merrill) Johnson	Women's Soccer	2010	Jeffrey L. Griffeth	Gymnastics	1997
Natalie Visger	Women's Basketball	2010	Bill Hill	Football	1997
Dominic Washington	Men's Basketball	2010	Russ Powers	Men's Basketball	1997
Henry "Charley" Williams	Football	2010	Laura Sundheim	Coach	1997
Greg Anderson	Gymnastics	2009	Randal J. Ecker	Football	1996
Mike Conroy	Coach (MBB)	2009	Gene Espeland	Coach	1996
Gina Langer	Volleyball	2009	Patti Jo Eubank	Women's Basketball	1996
Roy McPipe	Men's Basketball	2009	Dr. Richard Gruber	Service & Distinction	1996
1998-99 Women's Basketball Team		2009	Stephanie Hannah	Volleyball	1996
Abby (Farmer) Wright	Women's Soccer	2008	Darrell W. Hill	Men's Basketball	1996
Codi (Schmitz) Austreim	Women's Basketball	2008	Kas Ione	Men's Basketball	1996
Bart Bauer	Men's Basketball	2008	Douglas Linehan	Football	1996
John Kramer	Gymnastics	2008	Dr. Harold "Shorty" Alterowitz	Coach (MBB)	1995
Jamie Stevens	Men's Basketball	2008	Thomas Downey	Service & Distinction	1995
Titus Warmesley	Men's Basketball	2008	Ernie Fortney	Men's Basketball	1995
Jeff Andrade	Men's Basketball	2007	Evonne Goroski-Bird	Women's Basketball	1995
Hal Halvorson	Gymnastics	2007	James N. Noennig	Men's Basketball	1995
Kamee Love	Softball	2007	Theresa O'Donnell-Ulrich	Women's Basketball	1995
1986-87 Men's Basketball Team		2007	Jay Shaw	Coach (Gymnastics)	1995
Alicia (Cahill) Hutzenbiler	Women's Basketball	2006	John Patrick Smith	Coach (Football)	1995
Iona (Fortier) Stookey	Volleyball	2006	John Strange	Baseball	1995
Ted Anderson	Coach (WBB)	2006	William "Wondo" Wondolowski	Football	1995
Mark Hamilton	Men's Basketball	2006	Kelli (Kenyon) Stone	Women's Basketball	1994
Ray C. Shaffer	Men's Basketball	2006	William "Billy" Foster	Men's Basketball	1994
Lori (Fries) Henrickson	Women's Basketball	2005	Reid Hagen	Service & Distinction	1994
Amy (Winslow) Pfeifle	Women's Basketball	2005	Larry Hanft	Football	1994
Robert Anderson	Gymnastics	2005	William "Bill" Hilton	Football	1994
Robert Barber	Men's Volleyball	2005	Robert E. Lee	Coach	1994
Fred Harrison	Men's Basketball	2005	Harvey Munford	Men's Basketball	1994
Frank McCarthy	Coach (WBB)	2005	John Polich	Coach	1994
Michelle (Taylor) Lipp	Cross Country	2004	Deb Prevost	Women's Basketball	1994
Dr. Rick Billstein	Baseball	2004	Joe Rinella	Men's Basketball	1994
Cal Crawley	Gymnastics	2004	Jim Soft	Men's Basketball	1994
Megan Dickerson	Women's Basketball	2004	Oscar Wirtala	Men's Basketball	1994
Dr. Ronald Sexton	Baseball	2004	Darcy Conway	Women's Basketball	1993
Heather (Reiter) Elkin	Women's Basketball	2003	Dennis Maggert	Football/Baseball	1993
Wayne Beddow	Baseball	2003	James C. Michel	Football/Baseball	1993
Bob Deming	Baseball	2003	Gordon Real Bird	Coach	1993
David S. Harness	Gymnastics	2003	Vic Uffelman	Wrestling	1993
Rishay Vollertsen	Men's Volleyball	2003	Nels Christiansen	Coach	1992
Deb (Dianda) Bradburn	Women's Basketball	2002	Larry Jordan	Football/Rodeo	1992
Brandy (Hamblin) Hansen	Women's Basketball	2002	Ron Kowalski	Coach	1992
Curt Brott	Men's Basketball	2002	John Navasio	Football	1992
Dave Klarich	Tennis	2002	Paul Carpenter	Track & Field	1991
Brent Montague	Men's Basketball	2002	Paul Champlin	Football	1991
Bob Uffelman	Wrestling	2002	Kelly Crisp	Gymnastics	1991
Tera (Silvius) Morton	Women's Basketball	2001	Harry L. "Mike" Harkins	Coach (MBB)	1991
Gary Gray	Men's Volleyball	2001	Alice Ritzman	Women's Basketball	1991
Jim Haugen	Service & Distinction	2001	Al Walker	Men's Basketball	1991
Dan Korber	Football	2001	Oscar Bjorgum Sr.	Coach (MBB)	1990
Leo Lapito	Gymnastics	2001	Gene Brosovich	Football	1990
Harold Miller	Men's Basketball	2001	Ronald E. Ewing	Football	1990
Colleen (Day) Wiechman	Women's Basketball	2000	Richard M. Harkins	Football	1990
Dave Blair	Men's Volleyball	2000	Les Heins	Men's Basketball	1990
Don James	Service & Distinction	2000	Loren L. Soft	Football	1990
Tom Osborne	Men's Basketball	2000	Bart Templeman	Football	1990
Greg Schamens	Gymnastics	2000			

Alterowitz Gymnasium

Alterowitz Gymnasium, a 2,330 seat facility, is home to the Yellowjackets' men's basketball, women's basketball, and women's volleyball teams. The facility is part of the Physical Education building, which houses the athletic department offices, training room, team locker rooms, workout facilities, and classrooms.



During the summer of 2011, the seating areas were given a face-lift with all-new stadium seating installed to give patrons a more comfortable way to watch home Yellowjacket athletic events.

The venue is named after Dr. Harold "Shorty" Alterowitz, who was inducted into the MSUB Hall of Fame in 1995 for his 40 years of leadership as a coach and athletic director. Alterowitz was a track, tennis, golf and basketball coach, assistant football coach, and AD from 1952-

67. He has received numerous teaching awards and has been a frequent featured speaker at local, regional and national meetings. After his retirement, he founded the Eastern Montana College Forum for Excellence in 1986.



MSUB Athletic Department Administration



Krista Montague
*Director of
 Intercollegiate
 Athletics/ SWA*
 12th year, 2nd as AD




Denise Wynia
*Administrative
 Assistant*
 12th year



Brent Montague
*Director of
 Development*
 8th year



Michael Bazemore
*Director of
 Compliance/
 Internal Operations*
 2nd year



Dr. Scott Harris
*Faculty Athletic
 Representative*



Evan O'Kelly
*Director of
 Communications*
 1st year



Birgitta Gray
*Assistant
 Director of
 Communications*
 2nd year



James Catlin
*Operations
 Coordinator*
 2nd year



Bekah Gasner
*NCAA Compliance
 Coordinator*
 2nd year



Gina Herbert
Accountant
 7th year



Tom Ebel
*Head Athletic
 Trainer*
 3rd year




Lindsay Sullivan
*Assistant
 Athletic Trainer*
 3rd year



Elizabeth Davis
*Grad. Assistant
 Athletic Trainer*
 2nd year



Dr. James Elliot
*Team Doctor/
 Orthopedic Surgeon*



Nich Pertuit
*Head Strength &
 Conditioning Coach*
 1st year

MSUB Athletic Department Coaches



Jodi Alexander
Asst. Volleyball
1st year



Lisa Allen
Head Softball
4th year



Lisa Axel
Head Volleyball
3rd year



Alex Balog
Head M. Soccer
2nd year



Chelsea Banis
G.A. WBB
1st Year



Rob Bishop
Head Baseball
5th year



Stephen Cavallo
Asst. W. Soccer
1st year



Thomas Chameraud
G.A. M. Soccer
2nd year



Nick Collins
Asst. Track/
Field
4th year



Dave Coppock
Head Track/XC
26th year



Marcus Drange
Asst. Golf
1st year



Bekah Gasner
Asst. Softball
4th year



Jessica Hart
Head Cheer
2nd year



Jenny Heringer
Asst. WBB
2nd year



Rhett Hightower
Asst. Golf
2nd year



Trent Hooper
Asst. XC
5th year



Becky King
Head Tennis
1st year



Wojtek Krakowiak
Head W. Soccer
5th year



Parker Kruckenberg
Asst. Baseball
1st year



Conner Moe
Asst. M. Soccer
2nd year



Mandy Morales
Asst. WBB
1st year



Tyler Moriarty
Asst. M. Soccer
2nd year



Darren Nye
G.A.
M. Basketball
2nd year



Shawn O'Brien
Head Golf
6th year



Austin Rue
Asst. Baseball
2nd year



Brad Schmit
Asst.
M. Basketball
2nd year



Jamie Stevens
Head
M. Basketball
4th year



Kevin Woodin
Head
W. Basketball
11th year

DII

FACTS AND FIGURES

Life in the Balance

Higher education has lasting importance on an individual's future success. For this reason, the emphasis on the student-athlete experience in Division II is a comprehensive program of learning and development in a personal setting. The Division II approach provides growth opportunities through academic achievement, learning in high-level athletics competition and development of positive societal attitudes in service to community. The balance and integration of these different areas of learning opportunity provide Division II student-athletes a path to graduation, while cultivating a variety of skills and knowledge for life ahead.

292

Active members

9

Schools in provisional year

8

Schools in candidacy year two

5

Schools in candidacy year one

50/50

Percentage of public vs. private
(active members only)

Undergraduate enrollment:

546,255

Men—(44 percent)

708,108

Women—(56 percent)

Number of student-athletes:

64,109

Men—(59 percent)

44,961

Women—(41 percent)

Sports sponsorship average:

6.9

Men's

7.9

Women's

Number of DII championships:

12

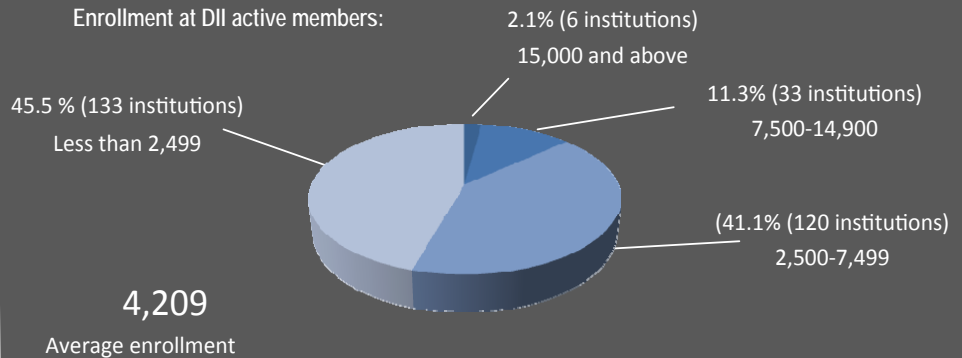
Men

13

Women

(7,932 participants) (7,981 participants)

Enrollment at DII active members:



Average number of student-athletes:

421

(265 men; 156 women)

Schools with football

264

(136 men ; 128 women)

Schools without football

Median Total Expenses by Quartile

	With Football	Without Football
1st Quartile of Schools	\$8,024,000	\$6,814,000
2nd Quartile of Schools	\$5,976,000	\$4,466,000
3rd Quartile of Schools	\$4,766,000	\$3,478,000
4th Quartile of Schools	\$3,196,000	\$2,432,000
Overall Median	\$5,260,000	\$4,014,000

Average Division II Federal Graduation Rates vs.
Academic Success Rates
(2003-06 Entering Cohorts)

Student Body	Student-Athlete	
Federal Rate	Federal Rate	ASR
48%	54%	71%

We know that we are role models.

**We respect our teammates, our opponents,
our game and those who support it.**


**We strive to create a family-friendly
environment during our contests.**

We seek a partnership with our community.



**As Division II student-athletes, we commit
to sportsmanship and ethical conduct
by demonstrating fair play, responsibility
and respect.**

We invite you to support our effort.



A message from the Division II Student-Athlete Advisory Committee
NCAA is a trademark of the National Collegiate Athletic Association.