



YELLOWJACKETS



2014-15 MSUB Men's Basketball
Media Guide
@MSUBMBB
#MSUBMBB

2014-15 MSUB Men's Basketball

Quick Facts

University Information

Location: Billings, MT
Address: 1500 University Drive 59101
Established: 1927
Enrollment: 5,335
Chancellor: Dr. Mark Nook
University Website: www.msubillings.edu

Yellowjacket Athletics Information

Affiliation: NCAA Division II
Conference: Great Northwest Athletic Conference
Colors: Navy, Gold
Nickname: Yellowjackets
Faculty Athletic Representative: Dr. Scott Harris
Athletic Director/SWA: Krista Montague
Sports Information Director: Evan O'Kelly
Phone: 406-657-2130
Email: evan.okelly@msubillings.edu
Athletics Website: www.msubsports.com
MSUB Sports on Twitter: @MSUBSports
MSUB Sports on Facebook: MSUB Sports
MSUB Sports on Instagram: MSUB Sports
MSUB Sports on YouTube: MSUB Sports

MSUB Men's Basketball Staff

Head Coach: Jamie Stevens, 4th season
Overall Record: 46-31
Phone: 406-657-2371
Email: james.stevens3@msubillings.edu
Assistant Coach: Brad Schmit
Phone: 712-212-1144
Email: bschmit@msubillings.edu
Graduate Assistant: Darren Nye
Email: darren.nye@student.msubillings.edu
Athletic Trainer: Tom Ebel
Phone: 406-657-2375
Email: tebel@msubillings.edu

MSUB Men's Basketball History

First Year of men's basketball:
All-time record:
NCAA appearances:

MSUB Men's Basketball Team Information

2013-14 Record:
Home Court: Alterowitz Gymnasium
Returning Starters/Lost: 1/4
Returners/Lost: 8/6
Newcomers: 6
Redshirts: 0
Twitter: @MSUBMBB
Facebook: MSUB Men's Basketball

Contents

MSUB Sports

About MSUB.....	3
2014-15 Schedule.....	4
About MSUB Athletics	5
Letter from AD Krista Montague.....	6
2014-15 GNAC Basketball Championships.....	7

Meet the Coaches

All-Time Coaching Records	8
Head Coach Jamie Stevens.....	9
Assistant Coaches.....	10

2014-15 Season

2014-15 Season Preview	12
2014-15 Roster	15
Player Profiles.....	16

Program History

2013-14 Season Stats	26
Individual Records	28
Team Records.....	42
Year-By-Year Results	52
All-Time Record Vs. Opponents.....	65
100-Point Games	111

Yellowjacket Athletics

MSUB Hall of Fame	116
Alterowitz Gym	117
MSUB Athletic Administration.....	118
MSUB Athletic Coaching Staff	119
NCAA Division II Statement.....	120

About MSUB

Montana State University Billings is a comprehensive public four-year higher education institution located in Montana's largest population center, whose faculty is actively engaged in teaching, research, creative endeavors and public service. The University opened in 1927 and was initially called Eastern Montana State Normal School at Billings and was established to prepare teachers for elementary schools in Eastern Montana. MSU Billings has grown, with the city of Billings and Yellowstone County, into the major urban comprehensive higher education center of south central Montana. The University consists of five colleges on two campuses: the College of Arts and Sciences, the College of Business, the College of Education, the College of Allied Health Professions and City College, which serves the comprehensive two-year mission of the University on a campus seven miles west of the University Campus. MSU Billings offers a full complement of one- and two-year certificate programs, associate degrees, and bachelor and master degrees, as well as pre-professional academic offerings in nearly 100 academic areas; and features 23 programs that are totally available online.

Several academic programs are unique to the Montana University System. MSU Billings Extended Campus also maintains a presence in Downtown Billings through outreach education to underserved populations, GED preparation, summer programs for children and short-term training/conference space.

MSU Billings is accredited by the Northwest Commission on Colleges & Universities. The MSU Billings College of Business is accredited by the Association to Advance Collegiate Schools of Business, whose standards are used as the basis to evaluate a business school's mission, operations, faculty qualifications and contributions, programs, and other critical areas. The MSU Billings College of Education is accredited by the National Council for the Accreditation of Teacher Education for preparing elementary and secondary teachers and school counselors through the Bachelor of Science and Master of Education degrees, and the Master of Science in Special Education degree. MSU Billings is also accredited by the National Association of Schools of Music, the National Association of Schools of Art and Design, the Commission on Accreditation of Athletic Training Education, and the Council on Rehabilitation Education. City College programs are approved by the National Institute for Automotive Excellence and the Montana Board of Nursing.



Public service is integral to the mission of the University. Its two primary public service entities are KEMC/Yellowstone Public Radio and the Montana Center for Inclusive Education, a comprehensive education, rehabilitation, and diagnostic center serving Montanans with disabilities.

2014-15 MSUB Men's Basketball Schedule

Day	Date	Opponent	Time (Local)
Tuesday	Oct. 28	at Carroll College	7:30 p.m.
Wednesday	Nov. 5	at Rocky Mountain College	7 p.m.
Friday	Nov. 14	vs. CSU East Bay (at Dominican)	5:30 p.m.
Saturday	Nov. 15	vs. CSU Stanislaus (at Dominican)	5:30 p.m.
Tuesday	Nov. 18	at Dixie State University	7:30 p.m.
Thursday	Nov. 20	Rocky Mountain College+	7 p.m.
Tuesday	Nov. 25	University of Great Falls	7 p.m.
Saturday	Nov. 29	Black Hills State University	2 p.m.
Thursday	Dec. 4	at Central Washington University*	7:30 p.m.
Saturday	Dec. 6	at Northwest Nazarene University*	7:30 p.m.
Friday	Dec. 12	University of Montana Western	7 p.m.
Saturday	Dec. 13	Alumni Game (exh)	5 p.m.
Monday	Dec. 15	at Chaminade University	7:30 p.m.
Friday	Dec. 19	at Hawaii Pacific University	2 p.m.
Saturday	Dec. 20	vs. Ottawa University (at HPU)	2 p.m.
Thursday	Jan. 1	Saint Martin's University*	7 p.m.
Saturday	Jan. 3	Western Oregon University*	7 p.m.
Thursday	Jan. 8	at Western Washington University*	7 p.m.
Saturday	Jan. 10	at Simon Fraser University*	7 p.m.
Thursday	Jan. 15	University of Alaska Fairbanks *	7:30 p.m.
Saturday	Jan. 17	University of Alaska Anchorage*	7:30 p.m.
Saturday	Jan. 24	at Seattle Pacific University*	7 p.m.
Thursday	Jan. 29	at Western Oregon University*	7 p.m.
Saturday	Jan. 31	at Saint Martin's University*	7:30 p.m.
Thursday	Feb. 5	Simon Fraser University*	7 p.m.
Saturday	Feb. 7	Western Washington University*	7 p.m.
Thursday	Feb. 12	at University of Alaska Anchorage*	7 p.m.
Saturday	Feb. 14	at University of Alaska Fairbanks*	1 p.m.
Saturday	Feb. 21	Seattle Pacific University*	5:15 p.m.
Thursday	Feb. 26	Northwest Nazarene University*	7 p.m.
Saturday	Feb. 28	Central Washington University*	7 p.m.

Great Northwest Athletic Conference Championships

Thursday	Mar. 5	Teams TBD
Friday	Mar. 6	Teams TBD
Saturday	Mar. 7	Teams TBD

**Great Northwest Athletic Conference Game*

All home games, including 2014-15 GNAC Championships inside Alterowitz Gym

About MSUB Yellowjacket Athletics

Home of the Yellowjackets, the Montana State University Billings department of intercollegiate athletics supports 17 men's and women's varsity sports throughout the fall, winter and spring seasons. More than 250 student-athletes compete on MSUB's teams, and members of Yellowjacket teams posted a collective 3.21 grade point average during the 2013-14 academic year.

MSUB-sponsored varsity sports include men's and women's teams in basketball, cheer/stunt, cross-country, golf, soccer, tennis, indoor and outdoor track & field, as well as baseball, softball, and women's volleyball.

Most recently, the MSUB women's basketball team made history by winning the 2013-14 Great Northwest Athletic Conference regular season title and advancing to the NCAA Division II west regional championship game. Senior All-American Bobbi Knudsen closed her career as the GNAC all-time leader in points (1,831) and assists (532) and finished No. 2 in the MSUB record books in each of those categories.

MSUB's 2013-14 women's basketball team joined the Yellowjackets' 1998-99 squad as the only two in program history to advance to the NCAA regional title game. The latter continued on to the Elite Eight, marking the furthest-advancing MSUB team in the school's history.

Senior baseball standout Brody Miller became the first All-American in team history a season ago, after garnering GNAC Player of the Year honors and batting .392 as a junior in 2014.

In 2012, the MSUB softball team won the GNAC regular season title with a 32-18 overall record and earned hosting privileges for the 2013 conference softball tournament.

The 2012 Yellowjacket men's basketball team also earned a conference title, defeating the University of Alaska Anchorage 74-70 in the GNAC tournament championship game.

Formerly known as Eastern Montana College, MSUB athletics stem back to the 1927-28 season, the year in which the university was founded. The Yellowjackets have competed in a number of different conferences throughout the years, and prior to the 1980-81 season the athletic department transitioned from the NAIA to competing at the NCAA Division II level.

The MSUB Hall of Fame and Distinction inducted its inaugural class in 1990 and serves as a tribute towards influential figures on and off the court, in both current and retired sports.



MSUB Director of Athletics Krista Montague

Dear Yellowjacket family, friends, and fans,

It is my distinct honor to welcome all of you to another season of athletics here at Montana State University Billings. With the success of our teams both on the court and in the classroom during the 2013-14 academic year, I could not be more excited for the beginning of what promises to be another outstanding year.

I am especially proud of our student-athletes for attaining a collective grade point average just north of 3.0 as a department a season ago. Our students' abilities in the classroom and on the court reflect who they are as individuals and we are proud of the growth and development they continue to display.

This coming year, our department has the privilege of hosting two major championship events for the first time ever. In November, the NCAA Division II West Regional cross-country championships will be held at Amend Park in Billings, with 32 men's and women's teams from across the region participating in the races.

In March, 2015, MSUB will welcome the Great Northwest Athletic Conference men's and women's basketball championship tournaments to Alterowitz Gym, marking the first time in conference history that the tournaments have moved east of Washington.

Opportunities to host events such as these provide us in the athletics department a chance to serve as ambassadors for our university, and I personally could not be more excited to welcome these signature events to our wonderful community.

Part of our mission as a department is to strive for the continual growth, improvement, and development of our student-athletes as individuals. I am proud of the citizens that our student-athletes develop into during their time as Yellowjackets, and am once again thrilled to witness their extraordinary contributions to our teams and the Billings community again this year.

Here's to another outstanding year of MSUB athletics, and I am looking forward to seeing you on our campus throughout the 2014-15 academic year.

Sincerely,


Krista Montague

**Director of Intercollegiate Athletics
Montana State University Billings
www.msusports.com**



2nd-year AD Krista Montague

2014-15 GNAC Basketball Championships



The 2014-15 Great Northwest Athletic Conference Basketball Championships will be hosted by Montana State University Billings from March 4-7, 2015 in Alterowitz Gymnasium.

“The opportunity to host one of the GNAC’s signature championship events is exciting,” MSUB director of athletics Krista Montague said. “We will work diligently to create a championship atmosphere that generates great memories for the participants, fans, and our community.”

The basketball tournaments will bring participants, coaches, and fans to the city of Billings for the chance to advance into the postseason. For the GNAC tournament, that next round is the men’s and women’s NCAA Div. II west region tournament, sites to be determined.

The 2014-15 GNAC women’s championship tournament begins on Wednesday, March 4, with the GNAC men’s tournament starting the following evening. The top-6 men’s and women’s teams from the GNAC regular season standings earn berths into the championships, with the top-2 on each side awarded first-round byes.

“This is a phenomenal opportunity for Billings,” shared Alex Tyson, executive director for Visit Billings. “As residents, this GNAC event offers us a chance to welcome and support high caliber athletes. As a tourism destination, it allows our community to prove that Billings is a strong contender as a sporting events hub and allows us to expand our NCAA resume beyond events we currently host successfully.”

The format of this year’s championships will feature two days of quarterfinal games, with two women’s games on Wednesday and two men’s games on Thursday. The four semifinal games will occur on Friday, with back-to-back women’s games beginning at noon, Mountain time. The women’s championship game is slated for Saturday at 5:15 p.m., with the men’s title game following at 7:30 p.m.

All games will have live stats and live video available at www.msusports.com. Tickets for the event will also be available online the weeks prior to the March tournament.

The previous three GNAC basketball championship tournaments, dating back to the inaugural event during the 2011-12 academic year, were held in Lacey, Wash., on the campus of Saint Martin’s University. The 2014-15 season marks the first time MSUB will host the GNAC Basketball Championships and second GNAC championship overall (2013 softball).

Montana State University Billings

Men's Basketball

All-Time Coaching Records-By Total Wins at MSUB

	<u>Coach</u>	<u>Years</u>	<u>Overall Record (Pct.)</u>	<u>Conf. Record (Pct.)</u>	<u>Total Games</u>	<u>Total Wins</u>
1.	Mike Harkins	1960-76	280-142 (66.4)	151-31 (83.0)	422	280
2.	Craig Carse	1995-08	211-147 (59.0)	99-83 (53.8)	358	211
3.	Pat Douglass	1981-87	119-58 (67.2)	30-14 (68.2)	177	119
4.	Harold Alterowitz	1948-57	78-89 (46.7)	47-59 (44.3)	167	78
5.	Dick Edwards	1978-81	63-25 (71.6)	23-1 (95.8)	88	63
6.	Ernie Wheeler	1988-91	60-27 (69.0)	15-15 (50.0)	87	60
7.	Jamie Stevens	2011-Pres.	46-41 (52.9)	27-27 (50.0)	87	46
8.	Gary Bays	1991-95	41-70 (36.9)	14-30 (31.8)	111	41
9.	Elden Kamla	1976-78	37-23 (61.7)	19-5 (79.2)	60	37
10.	George Pfeifer	2008-2011	33-45 (42.3)	20-30 (40.0)	669	33
11.	Oscar Bjorgum	1927-48	24-170 (12.4)	16-107 (13.0)	194	24
12.	Len Wilkins	1987-88	16-12 (57.1)	4-6 (40.0)	28	16
13.	Allen Feldner	1957-60	15-38 (28.3)	14-18 (43.8)	53	15
14.	Walt Zimmerman	1946-47	6-14 (33.3)	5-9 (36.7)	20	6





Head Coach Jamie Stevens

4th season

Jamie Stevens will begin his fourth season as the head men's basketball coach in the 2014-15 academic year after becoming the 14th man to be named MSUB men's basketball coach on April 7, 2011. He is the first MSUB alumnus to be named head coach in the 83-year history of the prestigious program.

In his three seasons, Stevens has compiled a record of 46-31 and has led the Yellowjackets to the Great Northwest Athletic Conference Men's Basketball Championships each year.

In just his first season at the helm of the program, the Yellowjackets went 18-12 and claimed the program's first GNAC Championships title which earned the Yellowjackets a berth into the NCAA tournament. The team set the ground work for a program

that will continue to rise.

Stevens returned to MSUB after four years at Central Wyoming College where he was brought in to resurrect a program that had been out of existence for nearly two decades. In the three competition years under his guidance, CWC compiled a 53-39 record with three consecutive winning seasons.

In his first season the team finished 19-11 and tied for first in sub-region play, earning Stevens the Wyoming Community College Athletic Conference Coach of the Year. In 2010-11 the Rustlers finished 17-15 overall and advanced to the second round of the Region IX Tournament in Norfolk, Neb.

Under Stevens, players earned numerous postseason recognitions as six players earned all-conference honors and two earned all-region honors. His inaugural team (2008-09) also carried a 3.17 team GPA that earned them a National Academic Team of the Year distinction by the NNJCAA.

Prior to CWC, Stevens spent six years as the assistant men's basketball coach at the Colorado School of Mines. During his tenure at Mines, Stevens' off-the-court duties included coordinating recruiting, scheduling, and film exchange. On the court, Stevens worked with guards and was instrumental in helping Mines produce three recipients of the RMAC Freshman of the Year award.

During the 2005-06 season, Stevens was a part of an Oredigger squad that had a 15-14 overall record and advanced to the RMAC/Wells Fargo Shootout after an opening round victory in the conference quarterfinals. It was the first win in the RMAC tournament for Mines since 1996. Four of the six years during Stevens' tenure at Mines resulted in winning seasons for the Orediggers including his last three (2004-2007).

Prior to his coaching career, Stevens left his mark on the MSUB record books as the most prolific passer in program history, playing as a Yellowjacket from 1994-99. In four seasons, Stevens set records for most assists in a game (16) and in a career (805), and also left the school with the most career steals (167).

Also during his time at MSUB, Stevens helped the Yellowjackets to a Pacific West Conference championship during the 1995-96 season and then helped the 'Jackets earn a trip to the NCAA Division II Sweet 16 in the 1996-97 season. His play and dedication to the program earned him induction into the Eastern Montana College/Montana State University Billings Athletic Hall of Fame in February of 2008.

Stevens resides in Billings with his wife Sarah, and their three daughters, Clara (10), Marcella (7) and Catie (4).





Assistant Coach Brad Schmit

2nd season

Brad Schmit enters his second season as the assistant men's basketball coach at Montana State Billings. Prior to coming to MSUB he spent six years as the assistant men's basketball coach/recruiting coordinator at Morningside College in Sioux City, Iowa. Schmit joined the Mustang coaching staff following a decorated playing career in which he finished as the school's all-time leading scorer and most prolific 3-point shooter in the history of the college. In 10 seasons as a player and a coach for Morningside College, Schmit compiled a 193-126 record (117-73 as a coach) including three NAIA National Tournament appearances, three Great Plains Athletic Conference (GPAC) titles and a GPAC Conference Championship.

During the 2011-12 season, Schmit helped lead the Mustangs to an 18-13 record including a 12-8 mark in the GPAC. Morningside had feature wins at NCAA DII Wayne State in which the Mustangs won 75-55 and against No. 5 in the nation Jamestown College. Schmit, who specializes in player development, helped groom several first and second team all-conference players this year.

In 2010-11, Morningside College went 10-8 in the conference which saw four teams finish in the top-25 poll and four teams earn berths to the NAIA National Tournament. The Mustangs beat National Tournament teams Briar Cliff (twice), Bellevue University, University of Sioux Falls and Dakota Wesleyan University.

The 2009-10 season saw the Mustangs rank No. 1 in the GPAC in steals. Morningside College started the season 4-1 including a win against Bellevue University, which was ranked No. 5 nationally at the time.

In 2008-09, Schmit helped lead the Mustangs to a 24-8 record (15-3 GPAC), a GPAC Conference Championship and a Sweet 16 finish in the NAIA National Tournament. The Mustangs' most noticeable win of the season came on the road against NCAA DII Wayne State.

In the 2007-08 season, Schmit helped guide the Mustangs to a 23-0 start and a No. 1 ranking in the nation. Morningside College won the GPAC title and made the Sweet 16 of the NAIA National Tournament. Schmit helped develop second team all-American guard Jack Rother, who was also first team all-GPAC and GPAC Defensive Player of the Year, as well as first team all-GPAC forward Thomas Pargett and second team all-GPAC center Seth Atkins. The Mustangs also beat two NCAA DII programs (Mesa State University and Colorado School of Mines) in consecutive days during the season.

As a player, Schmit was a four-year starter for the Mustangs. In his senior season he led the Mustangs to the Great Plains Athletic Conference title and the Elite Eight of the NAIA National Tournament. Schmit received all-American accolades following his junior and senior seasons and was named to the National Tournament team. Schmit had many key wins in his career including defeating NCAA DI South Dakota State University, NCAA DII opponents University of South Dakota, Hawaii Pacific University, Wayne State University, and various nationally ranked NAIA opponents. As a freshman, Schmit made a single game school-record 10 3-pointers against Dana College.

Prior to Morningside Schmit was an all-state basketball player his junior and senior season for Jesup High School in Iowa and finished as the school's all-time leading scorer.

He graduated from Morningside College with a Bachelor of Arts in business administration in 2006. Furthering his education, he earned his master's from Wayne State College in organizational management and sports recreation in 2008.



Graduate Assistant Darren Nye

2nd season

Darren Nye joined the Montana State University Billings men's basketball staff as a graduate assistant in the summer of 2013. The Corning, Calif., native worked several major basketball camps including summer camps at Ohio State University, University of Colorado, University of Wyoming, Creighton University and Colorado School of Mines.

Nye finished his playing career at Chico State University, helping his team to a 16-13 record during the 2009-10 season. He also played for fellow GNAC member Alaska Anchorage in 2008-09, appearing in every game and starting 20. He led UAA in assist/TO ratio. He also shot a team-high 47 percent from 3-point range.

Prior to Alaska Anchorage, Nye led College of the Redwoods to the Golden Valley Conference championship in 2007-08, earning first team all-GVC honors. He was named to the GVC all-Freshman Team in 2006-07.

A 2006 graduate of Corning High School, Nye was a three-time letterwinner in basketball, football and tennis. He was an all-Tri-Counties League selection in all three sports. He holds the school basketball record by scoring more than 1,400 career points.



2014-15 Season Preview

Returning one of the top inside players in the Great Northwest Athletic Conference for the 2014-15 season in senior Austin Hudson, the Montana State University Billings men's basketball team will look to return to the conference championships after an appearance last season.



Senior Austin Hudson
to be filled by a combination of newcomers and returners.

Hudson, who was tabbed as a unanimous GNAC preseason all-conference selection, averaged 14.3 points and 7.5 rebounds per game last season and logged a field-goal percentage of .588. Hudson's ability to penetrate underneath is unique, and he will be a key force for the Yellowjackets to build around this season. "Last season was a little bit of a surprise as Austin had a great year for us," said MSUB head coach Jamie Stevens. "As the year went on he was one of the top two or three post players in the league. He is a true five man that knows how to score, and he has great hands and footwork. He did have a tendency to get into foul trouble, but if he can stay in the game he can have a great senior season for us."

Another senior adds further depth down low for MSUB, as Tyler Nelson figures to see minutes this year as well. "Tyler spent last year backing up Austin and he has that GNAC experience too," Stevens said. "He understands what we expect in this program because of that experience, and I also know what to expect out of him."

The Yellowjackets bid farewell to two invaluable seniors in point guard Kallan Hatcher and Jonathan Mesghna, but the gaps the two left behind are set

to be filled by a combination of newcomers and returners. One of those crucial returners is sophomore guard Marc Matthews, whose impact as a freshman in 2013-14 had a noticeable effect on the trajectory of MSUB's season. "Last year we put Marc into the starting lineup in Alaska when our record was sitting at 8-12," Stevens said. "We won four in a row after we inserted him and it wasn't just a coincidence. We started playing our best basketball when Marc was in the starting lineup."

Matthews turned in 7.5 points per game in his debut collegiate season, and added 10 steals and 3.3 rebounds per game in his six starts. "Marc is a guy that we feel is GNAC-ready, and we play as good as anybody in the conference when he is healthy," Stevens said. "He understands the league, and he will be a year older, better and wiser. We are expecting a lot of good things out of him this season."

Two more players who will provide depth and key experience for MSUB are Jace Anderson and Luke Adams, who each saw time as freshmen last season. "The advantage those guys have over the newcomers is that they are returners who have been in the program for multiple years," Stevens said. "They both had a great summer and a great fall, and they are in really good shape. They have made some significant strides and I feel like they will both contribute this season."



Sophomore Marc Matthews

2014-15 Season Preview

In Mesghna last season, who was the GNAC Newcomer of the Year, the Yellowjackets had a top 3-point shooter as his percentage was north of .400 at .414 (80-for-191). MSUB will look to a combination of new players to replicate the performance, with senior Antoine Hosley and junior Momir Gataric figuring to play key roles.



Senior Antoine Hosley

“Antoine is our most talented guard and he can do things in the open court that none of our other guys can do,” Stevens said regarding the 2012 transfer from Utah Valley University. “He has been in the program for a year as he redshirted last season, and we are going to give him a lot of freedom to play in transition. We want him attacking the basket, and if he can improve in the half court he has the ability to be an all-league guy for us.”

Gataric, a Sunnyvale, Calif., native who transferred from West Valley College, will bring further unique ability to this season’s squad. “Momir gives us some athleticism we maybe didn’t have at that position a season ago,” Stevens said. “He is sneaky athletic and he plays and practices extremely hard. Momir is a guy we have slotted to contribute heavily playing time wise and production wise right away.”

With the departure of Hatcher, a second-team all-GNAC pick, the Yellowjackets let go of one of the conference’s best point guards. Enter Philadelphia native Gary Gordon. “I have been fortunate in my three years here to have really good point guards, first with Jaxon Mayer and most recently with Kalob,” Stevens said. “Gary is a guy that is kind of different than anyone we have ever had here, as he has good size and is the best rebounding point guard we have had here by far.”

Gordon averaged 13.2 points per game as well as 5.2 rebounds in his two seasons at Northwest College. He was picked as the team’s most inspirational player, and he shot 52.6 percent from the field and 74.1 percent from the foul line. “Gary is a guy that we will lean on heavily at the point guard position,” Stevens said. “He can really defend the ball and he plays with a great tempo.”

Bringing a local feel to the team this season, redshirt freshman Kendall Denham from Malta, Mont., will also factor into the conversation at point guard. “There will be a lot of competition between those two for minutes,” Stevens said regarding Gordon and Denham. “Kendall has now been in the program for a year as a redshirt, and he can really shoot, pass the ball and do good things for us.”

With a combination of size and the ability to shoot, junior college transfer Emmanuel Johnson will have a strong case to see the court in an extended role as well. “We have been pleasantly surprised with Emmanuel, and he is not going to be intimidated by anyone in our league from the mere fact that he played in the best junior college league in the country,” Stevens said regarding Johnson’s time spent at Frank Phillips College. “He is a better shooter than I thought he would be, he can handle the ball, and he can definitely have a very good two years here for us.”



Freshman Kendall Denham

2014-15 Season Preview

Another redshirt freshman who will reap the benefits of being within the program for a season is Jordan Perry, who Stevens cites as one of the team's hardest workers. "Jordan worked his tail off in the weight room and he practices and plays hard," Stevens said. "He is going to have a lot of growth to his game this season and we are looking forward to seeing him with the opportunity to play in games."

Stevens is also excited about the prospects of true freshman Christian Evans, whose size and maturity have him on the cusp of seeing time this season. "Of all the freshmen I have had here in four years, Christian is by far the most ready-to-play," Stevens said. "We have redshirted every freshman we have ever brought into the program, but Christian, quite frankly, is good enough to play here as a true freshman."

Spending one season at the University of Montana in the track and field program, sophomore Colby Henderson will also make his debut as a Yellowjacket this season. "Colby was a guy that surprised us when we had him here on a recruiting visit," Stevens said regarding the Hamilton, Mont., native. "He is a guy who has been away from playing competitively for a few years, so there will be a little bit of a learning curve for him. He is an above-average shooter, handles the ball well, and spends a lot of time in the gym on his own. The guys on the team cannot beat him in conditioning exercises, and you can never have enough guys like Colby in the program."

Slated to finish fifth in the GNAC preseason coaches' poll, MSUB gets its regular-season schedule underway with a road contest against Carroll College on Oct. 28 in Helena, Mont. The Yellowjackets' GNAC schedule begins on the road in December against Central Washington and Northwest Nazarene, and picks up again in January with home games against Saint Martin's on Jan. 1 and Western Oregon on Jan. 3 both at 7 p.m.

"The GNAC is a great league, but we don't want to be the type of program where our goal is just to make it to the conference tournament," Stevens said. "We want to get to the point where we are competing for a league championship and an NCAA berth every year. We want our players to go out every day to get better and to compete on any given night."

Perhaps the most exciting element to MSUB's 2014-15 schedule is the opportunity to host the men's and women's GNAC Basketball Championships, which are scheduled for March 4-7 inside Alterowitz Gym. "The opportunity to host these tournaments is certainly something we would like to take advantage of," Stevens said. "Hopefully a lot of fans and people in the state of Montana will get a true idea of how good the GNAC is. If you walk into our gym in March, you are going to see really good college basketball and see what we deal with on a nightly basis. With the level of play in this league, we love being a part of it."



2014-15 MSUB Men's Basketball Roster

No.	Name	Pos.	Ht.	Cl.	Exp.	Hometown (Previous School)
1	Colby Henderson	G	5-10	So.	TR	Hamilton, MT (University of Montana)
2	Kendall Denham	G	5-11	Fr.	HS	Malta, MT (Malta)
3	Antoine Hosley	G	6-0	Sr.	TR	Portland, OR (Utah Valley University)
12	Gary Gordon	G	6-3	Jr.	TR	Philadelphia, PA (Northwest College)
13	Marc Matthews	G	6-2	So.	1V	Sierra Vista, AZ (Buena)
22	Emmanuel Johnson	F	6-7	Jr.	TR	San Antonio, TX (Frank Phillips College)
23	Jace Anderson	G	5-10	So.	1V	Whitewater, MT (Saco-Whitewater)
24	Jordan Perry	G	6-4	Fr.	HS	Gilbert, AZ (Mesquite)
25	Momir Gataric	G/F	6-5	Jr.	TR	Sunnyvale, CA (West Valley College)
32	Luke Adams	F	6-7	So.	1V	Anchorage, AK (Diamond)
33	Christian Evans	F	6-7	Fr.	HS	Bigfork, MT (Bigfork)
42	Tyler Nelson	F	6-7	Sr.	2V	Roosevelt, UT (Central Wyoming College)
44	Austin Hudson	F	6-7	Sr.	1V	Salt Lake City, UT (Central Wyoming College)

Head Coach – Jamie Stevens. **Assistant Coaches** – Brad Schmit, Darren Nye.





#3 - Antoine Hosley - Guard

Class: Senior

Hometown: Portland, Oregon

Previous School: Utah Valley University

Major: Communications

Utah Valley University: Averaged 6.1 points and 18 minutes per game...made 22 3-pointers in 28 appearances...scored a season-high 19 points against Peru State.

North Idaho College: In 2011-12 at North Idaho College, averaged a team-best 14.6 points per outing...named first team all-conference in the Scenic West...the Cardinals went 24-8 in his sophomore season, and advanced to the Region 18 Championship, before falling to the College of Southern Idaho.

University of Washington: Invited to walk-on at the University of Washington...appeared in 14 games, averaging 0.5 points and 2.2 minutes in those appearances...was a member of the 2010-11 Husky team that won the Pac-10 Championship.

Jefferson High School: Was a teammate of current NBA players Terrence Ross and Terrence Jones...helped lead the Democrats to back-to-back state championships as a junior and senior...was named all-Portland Interscholastic League and all-state after averaging 15 points and 5.0 assists per game as a senior.





#44 - Austin Hudson - Forward

Class: Senior

Hometown: Salt Lake City, Utah

Previous School: Central Wyoming College

Major: Business

2013-2014: Second-team all-GNAC pick as a junior in 2013-14...started all 26 games as center for the Yellowjackets totaling 556 minutes...averaged 14.3 points per game...first on the team with 7.5 rebounds per game...made 59 percent of his shots from the field...had a season high of 32 points against Western Washington University at home.

Central Wyoming College: Appeared in 19 games, starting seven...averaged 5.7 points in 16.9 minutes per game...made 57 percent of his shots from the field...third on the team with 4.2 rebounds per game.

Central Arizona College: Played one season at CAC...played in 25 games...averaged 6.9 points per game...grabbed 7.2 rebounds per outing, which was second on the team...shot 56 percent from the field...had 17 blocks during the season.

Brighton High School: A 4-year letter winner for the Bengals...awarded All-State honors...team captain.



Seniors



#42 - Tyler Nelson - Forward

Class: Senior

Hometown: Roosevelt, Utah

Previous School: Central Wyoming College

Major: Business Management & Marketing

2013-2014: Played in 25 contests as a junior...shot 42 percent from the field and 72.5 percent from the foul line...averaged 3.2 points and 3.3 rebounds...scored a season-high 11 points at Western Washington on Jan. 18...grabbed a season-best eight rebounds in final game of the season against Alaska Fairbanks in the GNAC Championships.



2012-13: Appeared in 16 games...grabbed 16 rebounds in limited action.

Central Wyoming College:

Nelson played one season under Coach Stevens at Central Wyoming College in 2009-10...played in 23 games that season, scoring 3.96 points per game on 53 percent shooting from the floor.

Union High School:

Prepped at Union High School in Roosevelt, Utah, where he earned first team all-region honors and was an all-state honorable mention selection during his senior year in 2008-09...in the classroom carried a 3.89 GPA and was on the honor roll list...was also the president of the seminary council and was voted as the Most Outstanding Senior Boy.



#32 - Luke Adams - Forward

Class: Sophomore

Hometown: Anchorage, Alaska

Previous School: Diamond High School

Major: Finance

2013-2014: Appeared in eight games, helping the Yellowjackets in a limited role as a freshman.

2012-13: Redshirted.



Diamond High School: Younger brother of former MSUB volleyball player Taylor Adams...as a junior, averaged 11 points and 10 rebounds per game, earning 4A all-region and all-tournament honors...a two-sport athlete, earned letters in cross country and basketball, helping the basketball team to two appearances in the regional tournament in 2010 and 2011 with a fourth place finish at the state tournament in 2010.



#23 - Jace Anderson - Guard

Class: Sophomore

Hometown: Whitewater, Montana

Previous School: Saco-Whitewater High School

Major: Finance

2013-2014: Played in 21 games as a sophomore with one start...had a season high of 17 points against Central Washington.

2012-13: Redshirted.

Saco-Whitewater: As a senior, averaged 17.0 points and five assists per game while shooting .450 from the field and .400 from beyond the 3-point arc...as a junior, averaged 22 points and four assists per game...a three-sport athlete in high school, ended his career as a three-time all-state and four-time all-conference first team selection in basketball...also a two-time conference Most Valuable Player and was once named to the Class C all-tournament team at the state tournament...two-time all-state and two-time first team all-conference selection in football as a wide receiver, strong safety and return specialist...all-state selection junior year...four-time academic all-state selection.





#13 - Marc Matthews - Guard

Class: Sophomore

Hometown: Sierra Vista, Arizona

Previous School: Buena High School

Major: Human Services

2013-2014: Played in 25 games making six starts with 502 total minutes for the Yellowjackets as a guard...had a season high of 44 minutes at Seattle Pacific University...led the team averaging 75 percent of free-throws made...a season high of 15 points at Simon Fraser University.

2012-13: Redshirt.

Buena High School: Ended his prep career with 1,374 points averaging 14.9 per game in 92 total games...also accumulated 514 career rebounds, 136 steals and 97 blocks and led the team in scoring as both a junior and a senior...as a senior, averaged 18.1 points and 6.5 rebounds per game, both team-highs, as his team finished the season 24-6 and made it to the quarterfinals of the Arizona Division I State Basketball Tournament...named to the Southern Arizona Division I First Team and was the Southern Arizona Division I Player-of-the-Year as well as an All-Arizona Division I honorable mention...as a junior during the 2010-11 season, averaged a team-best 17 points per game and was second on the squad with 7.3 rebounds per game as his team went 25-5 and went to the Arizona 5A South Region Championship as well as the Arizona 5A Final Four...was named to the All-Southern Arizona First Team, Arizona 5A All-Southern Region First Team and was named to the Arizona 5A All-State team as an honorable mention.



Returners



#25 - Momir Gataric - Guard/Forward

Class: Junior

Hometown: Sunnyvale, California

Previous School: West Valley College

Major: Health/Human Performance

West Valley College: Averaged 6.6 rebounds, shot 49.9 percent from the field including a 32.9 percent from 3-point range...led West Valley in scoring averaging 19.2 points per game, making him 15th in the conference...named to the California Community College Athletic Association All-Conference team.

Homestead High School: A three-year letterwinner for the Mustangs...named the league MVP sophomore and junior seasons...awarded senior of the year in final season with the Mustangs...set high school record for most career points with 1,670.



#12 - Gary Gordon - Guard

Class: Junior

Hometown: Philadelphia, Pennsylvania

Previous School: Northwest College

Major: BSLS

Northwest College: Played two seasons at Northwest College as a point guard...averaged 13.2 points per game and 5.2 rebounds...shot 52.6 from the field and 74.1 percent at the free throw line...named team most inspirational.

John Bartram High School: Helped his team to the Public League Championship in 2012 and win the Divisional Championship...averaged 17.3 points per game, 6.8 assists, and 4.2 rebounds in his senior season...named to the All-Public team, the MVP All-Public Game, and Honorable Mention All-City team in 2012.



#22 - Emmanuel Johnson - Forward

Class: Junior

Hometown: San Antonio, Texas

Previous School: Frank Phillips College

Major: Health/Human Performance

Frank Phillips College: Played two years at FPC in Borger, Texas...averaged 8.0 points and 5.0 rebounds in his final season...shot 49.5 percent from the field and had a season high of 21 points against South Plains College...had a double-double including a 20-point 10-rebound effort.

GW Brackenridge High School: A power forward from San Antonio, Texas...was honored with all-region and all-district in his prep career...was the Eagles' team captain...two time all-star game participant.



#1 - Colby Henderson - Guard

Class: Sophomore

Hometown: Hamilton, Montana

Previous School: Corvallis High School

Major: Health/Human Performance

University of Montana: Ran track and cross country for the Grizzlies.

Corvallis High School: A three-sport academic all-state athlete for the Bluedevils... participated in basketball, track, and cross country earning nine letters in prep career... as a point guard for the Bluedevils was honorable-mention honoree senior year.... played in two All-Valley games...captained basketball, cross country, and track...voted most inspirational and team MVP for CHS cross country and track teams.



#2 - Kendall Denham - Guard

Class: Freshman

Hometown: Malta, Montana

Previous School: Malta High School

Major: Finance

2013-2014: Redshirted.

Malta High School: After leading Malta High School to its first state tournament berth in 12 years in 2012, the Mustangs claimed the 2012 and 2013 Montana Class B state titles...named the tournament MVP and all-state the past two years...averaged 16.8 points and 6.4 assists per game during his senior season, and 14.2 points and 5.4 assists in his junior campaign...named first-team all-conference in sophomore, junior, and senior seasons...played basketball, football, and ran track all four years...led Malta/Saco-Whitewater to back-to-back state title games as an all-state quarterback and defensive back...also named all-state in track and field excelling in hurdles and jumping events.



#33 - Christian Evans - Forward

Class: Freshman

Hometown: Bigfork, Montana

Previous School: Bigfork High School

Major: Undecided

Bigfork High School: In his senior season for the Vikings helped lead the team to an overall 24-0 record, Class B District title, the Divisional Crowne, and the Montana Class B State Title...averaged 18 points, 9.0 rebounds, and 5.0 blocks per game...as a senior led the Vikings in scoring, 3-point percentage, rebounds, and blocks...three-year letterwinner in basketball...named all-conference, all-state, and all-tournament honors in junior and senior seasons.



#24 - Jordan Perry - Guard

Class: Redshirt Freshman

Hometown: Gilbert, Arizona

Previous School: Mesquite High School

Major: Elementary Education

2013-2014: Redshirt.

Mesquite High School: Four-year letterwinner under head coach Dustin Cooper.

Newcomers



2013-14 Season Stats

Men's Basketball

Montana State Billings Combined Team Statistics (as of Oct 21, 2014)

All games

RECORD:	OVERALL	HOME	AWAY	NEUTRAL
ALL GAMES	12-15	7-6	4-7	1-2
CONFERENCE	8-10	4-5	4-5	0-0
NON-CONFERENCE	4-5	3-1	0-2	1-2

#	Player	gp-gs	min	avg	Total		3-Point		F-Throw		Rebounds				pf	dq	a	to	blk	stl	pts	avg
					fg-fga	fg%	3fg-fga	3fg%	ft-fa	ft%	off	def	tot	avg								
21	Mesghna,Jonathan	27-26	890	33.0	134-324	.414	80-191	.419	61-76	.803	43	108	151	5.6	59	2	44	54	6	12	409	15.1
44	Hudson,Austin	26-26	566	21.8	151-257	.588	1-4	.250	68-98	.694	72	122	194	7.5	102	9	24	52	26	15	371	14.3
01	Hatcher,Kalob	27-26	948	35.1	81-201	.403	24-70	.343	152-182	.835	12	80	92	3.4	65	1	208	74	0	25	338	12.5
12	Wallace,Devon	26-24	709	27.3	71-166	.428	16-58	.276	50-71	.704	30	52	82	3.2	84	4	60	39	3	28	208	8.0
13	Donaldson,Connor	24-15	460	19.2	74-175	.423	27-87	.310	19-32	.594	25	56	81	3.4	40	1	14	11	6	4	194	8.1
33	Matthews,Marc	25-6	502	20.1	64-143	.448	28-77	.364	31-41	.756	17	66	83	3.3	34	0	20	26	7	10	187	7.5
32	Miller,Chase	27-4	514	19.0	58-164	.354	39-120	.325	6-6	1.000	14	41	55	2.0	42	0	9	7	3	8	161	6.0
42	Nelson,Tyler	25-1	340	13.6	21-50	.420	1-4	.250	37-51	.725	32	51	83	3.3	71	4	5	14	0	4	80	3.2
22	Desin,Danny	27-6	451	16.7	23-73	.315	15-59	.254	2-5	.400	14	24	38	1.4	44	0	24	13	3	10	63	2.3
23	Anderson,Jace	21-1	142	6.8	12-24	.500	4-14	.286	8-12	.667	2	5	7	0.3	13	0	10	4	1	6	36	1.7
34	Adams,Luke	8-0	26	3.3	3-7	.429	0-0	.000	2-4	.500	1	4	5	0.6	6	0	0	1	0	0	8	1.0
Team											21	28	49		1			8				
Total.....		27	5548		692-1584	.437	235-684	.344	436-578	.754	283	637	920	34.1	561	21	418	303	55	122	2055	76.1
Opponents.....		27	5550		689-1565	.440	179-537	.333	481-667	.721	260	621	881	32.6	485	-	312	281	86	146	2038	75.5

TEAM STATISTICS	MSUB	OPP	Date	Opponent	Score	Att.
SCORING	2055	2038	11/8/13	MONTANA-WESTERN	L 67-78	350
Points per game	76.1	75.5	11/9/13	CARROLL COLLEGE	W 65-60	275
Scoring margin	+0.6	-	11/14/13	at Hardrockers	L 65-72	230
FIELD GOALS-ATT	692-1584	689-1565	11/16/13	at Black Hills State	L 77-97	816
Field goal pct	.437	.440	11/20/13	ROCKY MOUNTAIN COLLEGE	W 81-72	1622
3 POINT FG-ATT	235-684	179-537	11/22/13	MONTANA ST. NORTHERN	W 76-41	1024
3-point FG pct	.344	.333	* 12/5/13	CENTRAL WASHINGTON	W 82-67	357
3-pt FG made per game	8.7	6.6	* 12/7/13	NORTHWEST NAZARENE	L 61-63	359
FREE THROWS-ATT	436-578	481-667	12/18/13	vs Academy of Art	W 85-69	174
Free throw pct	.754	.721	12/19/13	vs Dixie St.	L 65-83	288
F-Throws made per game	16.1	17.8	* 01/02/14	at Saint Martin's	W 66-50	267
REBOUNDS	920	881	* 01/04/14	at Western Oregon	Lo2 90-98	389
Rebounds per game	34.1	32.6	* 1/9/14	UNIVERSITY OF ALASKA ANCHORA	W 75-67	337
Rebounding margin	+1.4	-	* 1/11/14	UAF	L 70-79	352
ASSISTS	418	312	* 01/16/14	at Simon Fraser	W 100-70	265
Assists per game	15.5	11.6	* 01/18/14	at Western Washington	L 71-84	959
TURNOVERS	303	281	* 01/25/14	SEATTLE PACIFIC	Lo2 87-92	1123
Turnovers per game	11.2	10.4	* 01/30/14	WESTERN OREGON	L 77-84	734
Turnover margin	-0.8	-	* 2/1/14	SAINT MARTIN'S	L 70-83	325
Assist/turnover ratio	1.4	1.1	* 02/06/14	at Alaska	L 74-88	288
STEALS	122	146	* 02/08/14	at University of Alaska Anchorage	W 75-62	606
Steals per game	4.5	5.4	* 02/13/14	WESTERN WASHINGTON	Wot 102-101	532
BLOCKS	55	86	* 2/15/13	SIMON FRASER	W 95-82	621
Blocks per game	2.0	3.2	* 02/22/14	at Seattle Pacific	Wot 72-70	654
ATTENDANCE	8011	6378	* 02/27/14	at Northwest Nazarene	L 60-66	226
Home games-Avg/Game	13-616	11-519	* 03/01/14	at Central Washington	L 88-91	1009
Neutral site-Avg/Game	-	3-223	03/05/14	vs UAF	L 59-69	207

* - Conference game

Score by Periods	1st	2nd	OT	OT2	Totals
Montana State Billings	922	1084	37	12	2055
Opponents	895	1084	34	25	2038

2013-14 Season Stats

Men's Basketball

Montana State Billings Team Game-by-Game (as of Oct 21, 2014)

All games

TEAM STATISTICS

Opponent	Date	Score		Total		3-Pointers		Free throws		Rebounds				pf	a	t/o	blk	stl	pts	avg
				fg-fga	pct	3fg-fga	pct	ft-fa	pct	off	def	tot	avg							
MONTANA-WESTERN	11/8/13	67-78	L	20-66	.303	11-43	.256	16-25	.640	12	19	31	31.0	22	14	12	0	9	67	67.0
CARROLL COLLEGE	11/9/13	65-60	W	20-53	.377	7-25	.280	18-23	.783	8	24	32	31.5	20	13	7	3	5	65	66.0
at Hardrockers	11/14/13	65-72	L	22-50	.440	5-27	.185	16-23	.696	8	20	28	30.3	26	12	14	2	6	65	65.7
at Black Hills State	11/16/13	77-97	L	23-46	.500	5-19	.263	26-31	.839	5	22	27	29.5	30	13	10	1	2	77	68.5
ROCKY MOUNTAIN COLL	11/20/13	81-72	W	26-60	.433	11-27	.407	18-28	.643	12	25	37	31.0	15	18	11	2	4	81	71.0
MONTANA ST. NORTHER	11/22/13	76-41	W	28-51	.549	10-22	.455	10-14	.714	9	24	33	31.3	18	18	5	0	4	76	71.8
CENTRAL WASHINGTON	12/5/13	82-67	W	26-54	.481	9-27	.333	21-30	.700	12	24	36	32.0	17	16	8	2	6	82	73.3
NORTHWEST NAZARENE	12/7/13	61-63	L	21-54	.389	10-33	.303	9-13	.692	8	18	26	31.3	13	18	11	2	3	61	71.8
vs Academy of Art	12/18/13	85-69	W	27-54	.500	11-27	.407	20-24	.833	7	28	35	31.7	27	17	10	2	4	85	73.2
vs Dixie St.	12/19/13	65-83	L	23-61	.377	8-28	.286	11-17	.647	10	17	27	31.2	21	14	10	2	2	65	72.4
at Saint Martin's	01/02/14	66-50	W	19-56	.339	6-23	.261	22-27	.815	14	30	44	32.4	22	12	11	3	3	66	71.8
at Western Oregon	01/04/14	90-98	Lot	28-72	.389	12-34	.353	22-26	.846	13	24	37	32.8	25	18	14	4	3	90	73.3
UNIVERSITY OF ALASKA	1/9/14	75-67	W	23-56	.411	10-29	.345	19-29	.655	12	27	39	33.2	23	15	11	2	7	75	73.5
UAF	1/11/14	70-79	L	26-57	.456	10-25	.400	8-13	.615	13	14	27	32.8	17	14	11	1	6	70	73.2
at Simon Fraser	01/16/14	100-70	W	38-72	.528	14-27	.519	10-12	.833	13	34	47	33.7	18	25	10	5	5	100	75.0
at Western Washington	01/18/14	71-84	L	23-66	.348	4-21	.190	21-29	.724	12	25	37	33.9	22	14	13	1	4	71	74.8
SEATTLE PACIFIC	01/25/14	87-92	Lot	31-61	.508	12-24	.500	13-17	.765	3	23	26	33.5	24	18	9	2	1	87	75.5
WESTERN OREGON	01/30/14	77-84	L	24-60	.400	9-28	.321	20-25	.800	11	20	31	33.3	27	11	11	3	2	77	75.6
SAINT MARTIN'S	2/1/14	70-83	L	22-50	.440	8-23	.348	18-26	.692	6	16	22	32.7	24	10	10	2	6	70	75.3
at Alaska	02/06/14	74-88	L	29-64	.453	6-19	.316	10-11	.909	18	22	40	33.1	17	15	17	3	5	74	75.2
at University of Alaska Anc	02/08/14	75-62	W	26-58	.448	9-23	.391	14-18	.778	12	32	44	33.6	15	21	13	0	7	75	75.2
WESTERN WASHINGTON	02/13/14	102-101	Wot	34-71	.479	6-20	.300	28-40	.700	11	28	39	33.9	16	16	7	2	9	102	76.4
SIMON FRASER	2/15/13	95-82	W	32-60	.533	10-17	.588	21-23	.913	8	24	32	33.8	17	19	9	2	2	95	77.2
at Seattle Pacific	02/22/14	72-70	Wot	28-57	.491	8-16	.500	8-12	.667	8	32	40	34.0	24	13	16	3	1	72	77.0
at Northwest Nazarene	02/27/14	60-66	L	20-57	.351	10-32	.313	10-12	.833	11	27	38	34.2	19	13	15	3	6	60	76.3
at Central Washington	03/01/14	88-91	L	32-72	.444	10-31	.323	14-16	.875	19	19	38	34.3	26	20	13	1	8	88	76.8
vs UAF	03/05/14	59-69	L	21-46	.457	4-14	.286	13-14	.929	8	19	27	34.1	16	11	15	2	2	59	76.1
Montana State Billings		2055		692-1584	.437	235-684	.344	436-578	.754	283	637	920	34.1	561	418	303	55	122	2055	76.1
Opponents		2038		689-1565	.440	179-537	.333	481-667	.721	260	621	881	32.6	485	312	281	86	146	2038	75.5

Games played: 27

Points/game: 76.1

FG Pct: 43.7

3FG Pct: 34.4

FT Pct: 75.4

Rebounds/game: 34.1

Assists/game: 15.5

Turnovers/game: 11.2

Assist/turnover ratio: 1.4

Steals/game: 4.5

Blocks/game: 2.0

Individual Career Records

Points

1. Roy McPipe (1971-74)	1,883
2. Cameron Munoz (2002-06)	1,879
3. Les Heins (1949-53)	1,726
4. Jim Soft (1964-68)	1,558
5. Bart Bauer (1978-82)	1,547
6. Markus Hallgrimson (1997-99)	1,470
7. Titus Warmesley (1997-99)	1,467
8. Mark Hamilton (1994-98)	1,463
9. Reece Gliko (1995-1997)	1,388
10. Buddy Windy Boy (2002-06)	1,278
11. Chris Herriford (1991-94)	1,252
12. Jerett Skrifvars (1999-04)	1,240
13. Fred Johnston (1969-71)	1,215
14. Bill Drumm (1960-63)	1,188
15. Joe Rinella (1960-64)	1,169
16. Dan Retzer (1968-70)	1,108
17. Ty Elkin (1991-95)	1,102
Freeman Blade (1974-76)	1,102
19. Kas Ioane (1971-73)	1,048
20. Jeff Andrade (1983-85)	1,041
21. Troy Truvillion (1988-90)	1,016



2014-15 senior Austin Hudson.

Points Per Game (min. 50 games)

1. Roy McPipe	24.77	1,883 in 76 games
2. Reece Gliko	23.89	1,388 in 56 games
3. Dan Retzer	20.52	1,108 in 54 games
4. Titus Warmesley	20.36	1,507 in 73 games
5. Lee Hines	20.07	1,726 in 86 games
6. Fred Johnston	19.92	1,215 in 61 games
7. Cameron Munoz	19.00	1,879 in 99 games
Freeman Blade	19.00	1,102 in 58 games
8. Kas Ioane	18.36	1,048 in 57 games
9. Wayne Boyd	18.09	959 in 53 games
10. Markus Hallgrimson	17.90	1,468 in 82 games

Field Goals Made

1. Roy McPipe	742
2. Les Heins	627
3. Jim Soft	614
4. Cameron Munoz	592
5. Brett Bauer	562
6. Markus Hallgrimson	500

Individual Career Records

7. Mark Hamilton	496
8. Chris Herriford	483
9. Bill Drumm	478
10. Freeman Blade	462
11. Buddy Windy Boy	436
12. Russell Steele	426

Field Goal % (min. 200 made)

1. Jaysun Mims	62.66	386 / 616
2. Darrel Davis	62.08	262 / 422
3. Dan Carter	60.72	218 / 359
4. George Jackson	59.91	272 / 454
5. Roy Utterback	57.71	273 / 473
6. Kyle Stirmlinger	57.10	254 / 445
7. James Washington	56.25	324 / 576
8. Pat Reynolds	55.89	237 / 424
9. Chris Herriford	54.69	483 / 883
10. Steve Brimmer	54.43	325 / 597
11. Derrick Wright	53.89	249 / 462

3-Pointers Made

1. Cameron Munoz	451
2. Markus Hallgrimson	371
3. Buddy Windy Boy	305
4. Mark Hamilton	286
5. Reece Gliko	231
6. Danny Phillips	222
7. Titus Warmesley	195
8. Dave Carse	193
9. Chris Herriford	154
10. Pryor Orser	141
11. Jaxon Myaer	136
12. Carlin Hughes	128
13. Jay Edwards	126
14. Brent Montague	120
15. Brett Taylor	113

3-Point % (min. 50 made)

1. Pryor Orser	45.33	141 / 311
2. Chris Herriford	44.25	154 / 348
3. Cameron Munoz	43.30	451 / 1,042
4. Jaxon Myaer	42.77	136 / 318
4. Mark Hamilton	42.56	286 / 672
5. Reece Gliko	41.92	231 / 551
6. Jonathan Mesghna	41.88	80 / 191
7. Mike McDowell	41.40	65 / 157



2014-15 sophomore Jace Anderson.

Individual Career Records

8. Mitch Cole	40.31	52 / 129
9. Markus Hallgrimson	40.00	371 / 927
10. Cody Samuelson	39.25	53 / 135
11. Danny Phillips	39.20	222 / 566
12. James Washington	39.06	84 / 215
13. Marty Bertolotto	39.04	98 / 251
14. Willy Davison	38.90	93 / 239
15. Kory Bays	38.70	70 / 181

Free Throws Made

1. Les Heins	482
2. Titus Warmesley	472
3. Jerett Skrifvars	460
4. Roy McPipe	399
5. Dan Retzer	396
6. Jim Soft	330
7. Bill Sorg	315
8. Reece Gliko	307
9. Ernie Fortney	289
10. Jonathan Wiley	280
11. Justin Hassell	278
12. Ty Elkin	269
13. Fred Johnston	258

Free Throw % (min. 100 made)

1. Tony Harmon	86.50	141 / 163
2. Pryor Orser	84.52	142 / 168
3. Kas Ioane	84.46	212 / 251
4. Cameron Munoz	84.10	244 / 290
5. Kalob Hatcher	83.92	214 / 255
6. Troy Truvillion	83.28	249 / 299
7. Ron Osborne	82.97	195 / 235
Reece Gliko	82.97	307 / 370
9. Freeman Blade	82.41	178 / 216
10. Kevin Morales	82.26	116 / 141
11. Roy McPipe	81.59	399 / 489

Rebounds

1. Jim Soft	1,338
2. Bill Drumm	835
3. Roscoe Dudley	815
4. Roy McPipe	772
5. Brian Cook	643
6. Jerome Reece	613
7. Harvey Munford	592 *
8. Jerett Skrifvars	576
9. Ernie Fortney	559
10. John Momper	545



2014-15 sophomore Luke Adams.

Individual Career Records

11. Chris Herriford	541
12. Doug Borland	511
13. Steve Brimmer	501

* Missing stats from 1962-63

Rebounds Per Game (min. 40 games)

1. Roscoe Dudley	15.09	815 in 54 games
2. Jim Soft	12.16	1,338 in 110 games
3. Bill Drumm	11.28	835 in 74 games
4. Roy McPipe	10.16	772 in 76 games
5. Ernie Fortney	9.47	559 in 59 games
6. Russell Murrey	9.21	396 in 43 games
7. Chuck Young	9.13	484 in 53 games
8. Wayne Boyd	8.81	467 in 53 games
9. Dennis Gregory	7.86	338 in 43 games
10. Bill Mummert	7.76	427 in 55 games

Assists

1. Jamie Stevens	805
2. Dominic Washington	457
3. Tom Osborne	451
4. Dave Carse	437
5. Willy Davison	415
6. Billy Foster	408
7. Carlin Hughes	405
8. Kalob Hatcher	350
9. Barry Green	348
10. Ron Osborne	315
11. Marty Bertollette	307
12. Ty Elkin	280
13. Jaxon Myaer	262
14. Titus Warmesley	239
15. Cameron Munoz	233
16. Bart Bauer	230

Assists Per Game (min. 45 games)

1. Carlin Hughes	8.10	405 in 50 games
2. Dominic Washington	7.49	457 in 61 games
3. Jamie Stevens	7.30	805 in 110 games
4. Kalob Hatcher	6.14	350 in 57 games
5. Dave Carse	5.00	437 in 87 games
6. Jaxon Myaer	4.68	262 in 56 games
7. Barry Green	4.19	348 in 83 games
8. Tom Osborne	3.99	451 in 113 games
9. Willy Davison	3.90	415 in 107 games
10. Titus Warmesley	3.23	239 in 74 games
11. J.J. Davis	3.77	204 in 54 games
12. Brian Harrell	3.75	214 in 57 games



2014-15 senior Tyler Nelson.

Individual Career Records

13. Jerome Johnson	3.42	168 in 49 games
14. Troy Truvillion	3.35	191 in 57 games

Steals

1. Jamie Stevens	167
2. Dominic Washington	165
3. Titus Warmesley	147
4. Buddy Windy Boy	120
5. Ty Elkin	114
6. Jerett Skrifvars	112
7. Darryl Roberts	111
8. Brian Cook	101
9. Jonathan Wiley	99
10. Jerome Johnson	94
11. Brian Harrell	93
12. Cameron Munoz	88
13. Carlin Hughes	85
14. Todd Dawson	82
15. Troy Truvillion	81
16. Marty Bertolette	80

Blocks

1. Chris Herriford	97
2. Brian Cook	89
3. Pat Reynolds	88
4. Kyle Stirmlinger	76
5. Buddy Windy Boy	58
6. Robert Mayes	49
7. Djole Palfi	48
8. Jonathan Wiley	45
Robert Utterbank	45
10. Jaysun Mims	43
11. Derrick Wright	29
12. Cody Samuelson	27
Dominic Washington	27
14. James Washington	25
15. Bill Day	24



2014-15 Sophomore Marc Matthews

Individual Season Records

Points

1. Roy McPipe	850	1972-73
2. Reece Gliko	745	1996-97
3. Kas Ioane	741	1972-73
4. Fred Johnston	698	1970-71
5. Titus Warmasley	697	1998-99
6. Reece Gliko	643	1995-96
7. Titus Warmasley	621	1997-98
8. Markus Hallgrimson	617	1999-00
9. Bart Bauer	614	1979-80
10. Cameron Munoz	611	2005-06
11. Jim Soft	601	1966-67
Freeman Blade	601	1975-76

Points Per Game

1. Roy McPipe	28.42	1973-74 (540 in 19 games)
2. Reece Gliko	26.60	1996-97 (745 in 28 games)
3. Roy McPipe	26.56	1972-73 (850 in 32 games)
4. Dan Retzer	24.79	1968-69 (595 in 24 games)
5. Titus Warmasley	24.03	1998-99 (697 in 29 games)
6. Kas Ioane	23.16	1972-73 (741 in 32 games)
7. Reece Gliko	22.96	1995-96 (643 in 28 games)
8. Fred Johnston	22.52	1970-71 (698 in 31 games)
9. Trae Fortier	22.30	2003-04 (513 in 26 games)
10. Titus Warmasley	22.17	1997-98 (621 in 28 games)

Field Goals Made

1. Roy McPipe	346	1972-73
2. Kas Ioane	301	1972-73
3. Bart Bauer	252	1970-71
4. Russell Steele	243	1976-77
5. Jim Soft	241	1966-67
Freeman Blade	241	1975-76
7. Fred Johnston	238	1970-71
8. Freeman Blade	221	1974-75
9. Chris Herriford	220	1991-92
10. Dan Carter	218	2000-01



Kendall Denham, Freshman Guard

Individual Season Records

Field Goal % (min. 100 shots made)

1. Harvey Munford	65.20	1963-64
2. Jaysun Mims	63.08	1990-91 (217 / 344)
3. Darrel Davis	62.63	1993-94 (119 / 190)
4. Sam Boben	62.40	1994-95 (171 / 274)
5. Jaysun Mims	62.13	1989-90 (169 / 272)
6. Darrel Davis	61.63	1992-93 (143 / 232)
7. Eddie Cochran	61.49	1995-96 (107 / 174)
8. George Jackson	61.48	1986-87 (174 / 283)
9. Dan Carter	60.70	2000-01 (218 / 359)
10. Chris Herriford	59.94	1991-92 (220 / 367)
11. Mike McShane	59.10	1999-00 (127 / 215)

3-Pointers Made

1. Markus Hallgrimson	160	1999-00
2. Cameron Munoz	147	2005-06
3. Reece Gliko	135	1996-97
4. Markus Hallgrimson	133	1998-99
5. Danny Phillips	120	2001-02
6. Mark Hamilton	115	1996-97
7. Mark Hamilton	113	1997-98
8. Cameron Munoz	111	2004-05
9. Buddy Windy Boy	104	2004-05
10. Danny Phillips	102	2000-01
11. Cameron Munoz	97	2003-04
12. Cameron Munoz	96	2002-03
Reece Gliko	96	1995-96
14. Jaxon Myaer	91	2011-12
15. Buddy Windy Boy	89	2005-06
16. Dave Carse	88	2003-04
17. Jay Edwards	86	2000-01
18. Titus Warmesley	83	1998-99
19. Jonathan Mesghna	80	2013-14
20. Brent Montague	78	1995-96
Markus Hallgrimson	78	1997-98

3-Point % (min. 30 made)

1. Lance Vaccarelli	50.00	1990-91 (37 / 74)
2. Cameron Munoz	49.23	2003-04 (97 / 197)
3. Marty Bertollette	48.45	1992-93 (47 / 97)
4. Chris Herriford	48.14	1991-92 (39 / 81)
5. Titus Warmesley	46.05	1996-97 (35 / 76)
6. Chris Herriford	44.88	1993-94 (57 / 127)
7. Mark Hamilton	44.74	1996-97 (115 / 257)
8. Pryor Orser	44.62	1987-88 (54 / 121)
9. Pryor Orser	43.70	1988-89 (66 / 151)
10. Cameron Munoz	43.6	2002-03 (96 / 220)
11. George Walker	43.58	1987-88 (34 / 78)



2013-14 senior Kalob Hatcher cracked into the top-10 in several all-time categories.

Individual Season Records

12. Jaxon Myaer	43.54	2011-12 (91 out of 208)
Reece Gliko	43.54	1996-97 (135 out of 310)
14. Cameron Munoz	43.50	2005-06 (147 out of 338)

Free Throws Made

1. Dan Retzer	291	1968-69
2. Titus Warmesley	246	1998-99
3. Titus Warmesley	190	1997-98
4. Reece Gliko	174	1996-97
5. Justin Hassell	168	2004-05
6. Dan Retzer	165	1969-70
Kas Ioane	165	1972-73
8. Ernie Fortney	162	1967-68
9. Moritz Wohlers	161	2005-06
10. Fred Johnston	158	1970-71
11. Jerett Skrifvars	157	2003-04
12. Bill Sorg	155	1954-55
13. Kalob Hatcher	152	2013-14
14. Antoine Proctor	148	2011-12
15. Russell Murrey	146	1980-81
16. Jonathan Wiley	145	2006-07



Christian Evans, Freshman Forward

Free Throw % (min. 50 made)

1. Jay Harrie	93.47	1993-94 (86 out of 92)
2. Tony Harmon	90.81	1975-76 (89 out of 98)
3. Don Speck	88.77	1977-78 (87 out of 98)
4. Pryor Orser	86.07	1988-89 (68 out of 79)
5. Jonathan Wiley	85.70	2005-06 (60 out of 70)
6. Cameron Munoz	85.30	2004-05 (87 out of 102)
7. Mike McDowell	85.08	1992-93 (97 out of 114)
8. Reece Gliko	84.90	1996-97 (174 out of 205)
9. Freeman Blade	84.39	1975-76 (119 out of 141)
10. Kas Ioane	84.24	1972-73 (139 out of 165)
11. Jonathan Wiley	83.80	2004-05 (57 out of 68)
12. Jerett Skifvars	83.60	2000-01 (102 out of 122)
13. Kalob Hatcher	83.52	2013-14 (152 out of 182)
13. Cameron Munoz	83.20	2005-06 (84 out of 101)
14. David Arnold	83.09	2011-12 (59 out of 71)
15. Danny Phillips	82.60	2001-02 (57 out of 69)

Rebounds

1. Jim Soft	480	1965-66
2. Jim Soft	437	1966-67
3. Roscoe Dudley	411	1969-70
4. Bob Jensen	383	1964-65
5. Harvey Munford	380	1963-64
6. Roy McPipe	370	1972-73
7. Bill Mummert	363	1971-72

Individual Season Records

8. Jim Soft	309	1967-68
9. Steve Bell	307	1969-70
Ernie Fortney	307	1967-68
11. Bill Drumm	301	1968-69

Rebounds Per Game

1. Jim Soft	17.1	1965-66 (480 in 28 games)
2. Roscoe Dudley	15.0	1970-71 (404 in 27 games)
3. Harvey Munford	14.6	1963-64 (380 in 26 games)
4. Bill Mummert	14.5	1971-72 (363 in 25 games)
5. Bill Drumm	14.3	1960-61 (301 in 21 games)
6. Jim Soft	14.1	1966-67 (437 in 31 games)
7. Roscoe Dudley	13.7	1969-70 (411 in 30 games)
8. Bob Jensen	13.2	1964-65 (383 in 29 games)
9. Jim Soft	12.9	1967-68 (309 in 24 games)
10. Roy McPipe	11.6	1972-73 (370 in 32 games)
11. Steve Bell	11.4	1969-70 (307 in 27 games)

Assists

1. Carlin Hughes	269	2005-06
2. Dominic Washington	258	1984-85
3. Jamie Stevens	235	1996-97
4. Mike McShane	214	1999-00
5. Jamie Stevens	210	1995-96
6. Kalob Hatcher	208	2013-14
7. Jamie Stevens	207	1998-99
8. Dominic Washington	199	1986-87
9. Billy Foster	197	1979-80
10. Dave Carse	166	2001-02
11. Willy Davison	164	2002-03
12. Mario Burns	159	2008-09
13. Jamie Stevens	153	1994-95
14. Dave Carse	146	2003-04
15. DaVell Jackson	142	2009-10
16. Marty Bertolette	138	1992-93

Assists Per Game

1. Carlin Hughes	9.6	2005-06 (269 in 28 games)
2. Dominic Washington	8.60	1984-85 (258 in 30 games)
3. Jamie Stevens	8.39	1996-97 (235 in 28 games)
4. Mike McShane	8.23	1999-00 (214 in 26 games)
5. Kalob Hatcher	7.70	2013-14 (208 in 27 games)
6. Jamie Stevens	7.50	1995-96 (210 in 28 games)
7. Jamie Stevens	7.30	1998-99 (207 in 29 games)
8. Dominic Washington	6.41	1986-87 (199 in 31 games)
9. Billy Foster	6.35	1979-80 (197 in 31 games)
10. Carlin Hughes	6.20	2004-05 (136 in 22 games)



*Colby Henderson, Sophomore
Guard*

Individual Season Records

11. Mario Burns	6.11	2008-09 (159 in 26 games)
12. Willy Davison	6.10	2002-03 (164 in 27 games)
13. DaVell Jackson	5.91	2009-10 (142 in 24 games)
14. Dave Carse	5.90	2001-02 (166 in 28 games)
15. Jamie Stevens	5.88	1994-95 (153 in 26 games)
16. Dave Carse	5.61	2003-04 (146 in 26 games)
17. Marty Bertolotto	5.11	1992-93 (138 in 27 games)

Steals

1. Dominic Washington	90	1986-87
2. Dominic Washington	75	1984-85
3. Antoine Proctor	70	2011-12
4. Jon Andrade	68	1984-85
5. Mike McShane	63	1999-00
6. Carlin Hughes	60	2005-06
7. Titus Warmesley	57	1997-98
Jay Harrie	57	1993-94
Darryl Roberts	57	1985-86
10. DaVell Jackson	55	2009-10
Calvin Weinberg	55	1980-81
12. Darryl Roberts	54	1984-85

Blocks

1. Chris Herriford	55	1992-93
2. Kyle Stirmlinger	47	2002-03
3. Pat Reynolds	46	1986-87
4. Pat Reynolds	42	1985-86
5. Robert Mayes	36	2011-12
6. Brian Cook	31	2000-01
Chris Herriford	31	1991-92
Roy Utterback	31	1987-88
9. Jaysun Mims	30	1990-91
10. Kyle Stirmlinger	29	2001-02
11. Djole Palfi	28	1997-98
12. Brian Cook	26	2001-02
Austin Hudson	26	2013-14
14. Djole Palfi	22	1996-97
15. Brian Cook	21	1999-00
Chris Herriford	21	1993-94
17. Carl Johnson	20	2006-07



Jordan Perry, Freshman Guard

Individual Game Records

Points

1. Reece Gliko	54 vs. Southern Oregon State	Dec. 28, 1996
2. Markus Hallgrimson	51 vs. Chaminade	Feb. 5, 2000
3. Markus Hallgrimson	50 vs. Western New Mexico	Feb. 12, 2000
4. Roy McPipe	48 vs. Great Falls	Feb. 19, 1974
5. Roy McPipe	46 vs. Western Montana	March 2, 1973
6. Carlin Hughes	45 vs. St. Edward's	Jan. 28, 2006
Markus Hallgrimson	45 vs. Western New Mexico	Feb. 26, 2000
Roy McPipe	45 vs. Dickinson State	Dec. 15, 1972
Troy Truvillion	45 vs. Seattle Pacific	Feb. 15, 1990
Titus Warmsley	45 vs. Queens (NC)	Nov. 14, 1998
11. Fred Johnston	44 vs. Northern Montana	Jan. 28, 1971
Roy McPipe	44 vs. Carroll College	Jan. 18, 1972
Reece Gliko	44 vs. Northwest Nazarene	Dec. 21, 1996
14. Dan Thompson	43 vs. Nova Southeastern	March 7, 2003
Reece Gliko	43 vs. Seattle Pacific	Jan. 25, 1997
16. Bill Drumm	42 vs. Carroll College	Dec. 26, 1960
Reece Gliko	42 vs. Chaminade	Feb. 1, 1997
18. Reece Gliko	41 vs. Alaska-Anchorage	Feb. 10, 1996

Field Goals

1. Roy McPipe	20/35 vs. Dickinson State	Dec. 15, 1972
2. Roy McPipe	19/30 vs. Great Falls	Feb. 19, 1974
3. Dan Carter	17/27 vs. Alaska-Anchorage	Feb. 16, 2001
Troy Truvillion	17/25 vs. Seattle Pacific	Feb. 15, 1990
Tony Harmon	17/36 vs. Wisconsin-Stout	Dec. 10, 1974
6. Markus Hallgrimson	16/29 vs. Western New Mexico	Feb. 12, 2000
Dan Thompson	16/27 vs. Nova Southeastern	March 7, 2003
Russell Steele	16/22 vs. Dickinson State	Nov. 29, 1976
Bill Drumm	16/NA vs. Carroll College	Dec. 26, 1960

Field Goal Percentage (Minimum 10 field goals made)

1. Jerett Skrifvars	100% (10/10) vs. Central Washington	Feb. 3, 2001
James Washington	100% (10/10) vs. Western New Mexico	Jan. 18, 1997
3. Sam Boben	91.7% (11/12) vs. Western New Mexico	Jan. 26, 1995
4. Steve Bunting	90.9% (10/11) vs. Boise State	Dec. 11, 1972
5. Dan Carter	87.5% (14/16) vs. Alaska-Fairbanks	Jan. 20, 2001
6. Robert Mayes	85.7% (12-14) vs. Alaska Anchorage	Mar. 9, 2012
7. Robert Utterback	84.6% (11/13) vs. Fresno State	Dec. 2, 1987
Jonathan Mesghna	84.6% (11/13) vs. Simon Fraser	Feb. 15, 2014
8. Austin Hudson	83.3% (10/12) vs. Montana State Northern	Nov. 22, 2013
9. Jarrell Crayton	78.6% (11/14) vs. Alaska Fairbanks	Mar. 7, 2013

3-Point Field Goals

1. Markus Hallgrimson	16/28 vs. Western New Mexico (Div II Record)	Feb. 12, 2000
2. Markus Hallgrimson	13/22 vs. Chaminade	Feb. 5, 2000
Markus Hallgrimson	13/28 vs. Western New Mexico	Feb. 26, 2000
4. Reece Gliko	12/17 vs. Southern Oregon State	Dec. 28, 1996
Markus Hallgrimson	12/18 vs. Western New Mexico	Feb. 18, 1999
Cameron Munoz	12/19 vs. Western New Mexico	Feb. 20, 2003
7. Danny Phillips	11/15 vs. Western New Mexico	Feb. 23, 2001

Individual Game Records

Cameron Munoz	11/19 vs. Johnson & Wales	Nov. 21, 2005
Markus Hallgrimson	11/23 vs. Central Oklahoma	Dec. 17, 1998
10. Cameron Munoz	10/16 vs. Hawaii-Hilo	Jan. 6, 2003
Buddy Windy Boy	10/17 vs. Hawaii-Hilo	Feb. 21, 2004
12. Jaxon Myaer	9/13 vs. Simon Fraser	Feb. 23, 2012
Jeff Miner	9/25 vs. Dallas Baptist	Jan. 17, 2007
Buddy Windy Boy	9/13 vs. Minot State	Nov. 26, 2005
Danny Phillips	9/14 vs. Hawaii-Hilo	Jan. 26, 2001
Cameron Munoz	9/16 vs. Chadron	Dec. 4, 2004
Cameron Munoz	9/16 vs. Green Mountain	Jan. 17, 2004
Reece Gliko	9/17 vs. Willamette	Nov. 29, 1996
Danny Phillips	9/18 vs. Oklahoma Panhandle State	Jan. 13, 2002

3-Point Field Goal Percentage (Minimum 4 made)

1. Mike McDowell	100% (5/5) vs. Montana Tech	Dec. 15, 1992
Mitch Cole	100% (5/5) vs. Rocky Mountain	Jan. 20, 1992
3. Kevin Morales	100% (4/4) vs. Western New Mexico	Feb. 26, 2000
Marty Bertollette	100% (4/4) vs. Angelo State (TX)	Dec. 11, 1992
Chris Herriford	100% (4/4) vs. Northwest Missouri State	Dec. 6, 1992

Free Throws Made

1. Titus Warmesley	22/24 vs. Queens (NC)	Nov. 14, 1998
2. Jerett Skrifvars	19/19 vs. BYU-Hawaii	Jan. 15, 2001
3. Oscar Wirtala	19/20 vs. Rocky Mountain	Dec. 28, 1955
4. Reece Gliko	17/18 vs. Seattle Pacific	Jan. 25, 1997
Moritz Wohlers	17/20 vs. Emporia State	Dec. 19, 2005
6. Jonathan Wiley	16/18 vs. Lincoln	Feb. 3, 2006
Justin Hassell	16/18 vs. Haskell Indian Nations	Dec. 31, 2005
Dan Retzer	16/17 vs. Rocky Mountain	Dec. 27, 1968
9. Jerett Skrifvars	15/18 vs. Chadron State	Dec. 1, 2001
10. Kalob Hatcher	14/15 vs. Simon Fraser	Feb. 15, 2014
Kalob Hatcher	14/16 vs. Saint Martin's	Feb. 1, 2014
Carlin Hughes	14/18 vs. St. Edward's	Jan. 28, 2006
Justin Hassell	14/19 vs. Saint Leo	Dec. 21, 2005

Free Throw Percentage (Minimum 10 free throws made)

1. Jerett Skrifvars	100% (19/19 vs. BYU-Hawaii)	Jan. 15, 2001
2. Roy McPipe	100% (15/15 vs. Rocky Mountain)	Jan. 8, 1974
3. Titus Warmesley	100% (14/14 vs. Western New Mexico)	Dec. 4, 1998
Reece Gliko	100% (14/14 vs. Southern Oregon State)	Dec. 28, 1996
5. Jerett Skrifvars	100% (13/13 vs. Chadron State)	Dec. 7, 2003
Titus Warmesley	100% (13/13 vs. Central Oklahoma)	Dec. 17, 1998
7. Robert Utterback	100% (12/12 vs. Humboldt State)	Dec. 28, 1987
8. Reece Gliko	100% (11/11 vs. Hawaii-Hilo)	Jan. 30, 1997
Don Miller	100% (11/11 vs. Dickinson State)	Dec. 3, 1960
Jerrett Skrifvars	100% (11/11 vs. Minot State)	Nov. 24, 2001
11. Justin Hassell	100% (10/10 vs. Western New Mexico)	Jan. 27, 2005
Lucas Walker	100% (10/10 vs. Hawaii-Hilo)	Feb. 8, 2005
Brian Cook	100% (10/10 vs. Cal State-Bakersfield)	Mar. 7, 2002
Danny Phillips	100% (10/10 vs. Mesa State)	Nov. 19, 2001

Individual Game Records

Rebounds

1. Bill Mummert	28 vs. Northern Montana	Jan. 28, 1971
2. Jim Soft	27 vs. Northern Montana	Feb. 10, 1968
3. Jim Soft	26 vs. Northern Montana	Jan. 30, 1967
4. Jim Soft	25 vs. Carroll College	Feb. 24, 1966
5. Roscoe Dudley	24 vs. Great Falls	Jan. 30, 1969
6. Jim Soft	23 vs. Carroll College	Feb. 2, 1968
Jim Soft	23 vs. Montana Tech	Jan. 25, 1966
8. Doug Dundas	22 vs. Southern Colorado	Jan. 12, 1968
Austin Hudson	22 vs. Alaska Fairbanks	Feb. 6, 2014
9. Russell Murrey	21 vs. Rocky Mountain	Feb. 10, 1981
Roscoe Dudley	21 vs. Northern Montana	Feb. 14, 1970
Jim Soft	21 vs. Southern Colorado	Jan. 6, 1966
Jim Soft	21 vs. Weber State	Dec. 4, 1965

Assists

1. Carlin Hughes	16 vs. Johnson & Wales	Feb. 26, 2005
Jamie Stevens	16 vs. Concordia (OR)	Nov. 26, 1998
3. Carlin Hughes	15 vs. Minot State	Nov. 26, 2005
Carlin Hughes	15 vs. Rocky Mountain	Dec. 8, 2005
Carlin Hughes	15 vs. Lincoln	Feb. 4, 2006
Dave Carse	15 vs. Great Falls	Feb. 5, 2004
7. Jamie Stevens	15 vs. Southern Oregon State	Dec. 28, 1996
Jamie Stevens	15 vs. Alaska-Anchorage	Feb. 1, 1996
10. Carlin Hughes	14 vs. Texas A&M-Kingsville	Dec. 30, 2005
Carlin Hughes	14 vs. Lincoln	Jan. 21, 2006
Carlin Hughes	14 vs. St. Mary's	Feb. 18, 2006
Billy Foster	14 vs. Puget Sound	Dec. 10, 1980
Billy Foster	14 vs. Valley City State	Mar. 1, 1980
Kalob Hatcher	14 vs. Simon Fraser	Feb. 15, 2014
15. Mario Burns	13 vs. Alaska Fairbanks	Jan. 17, 2009
Carlin Hughes	13 vs. Incarnate Word	Jan. 11, 2005
William Davison	13 vs. Western New Mexico	Feb. 22, 2003
Mike McShane	13 vs. Alaska-Fairbanks	Jan. 11, 2000
Mike McShane	13 vs. North Dakota State	Nov. 26, 1999
Dominic Washington	13 vs. Northern Montana	Nov. 23, 1984
Dominic Washington	13 vs. Whitworth	Feb. 11, 1985
Dominic Washington	13 vs. Seattle Pacific	Feb. 23, 1985

Individual Game Records

Blocked Shots

1. Mark Brewer	8 vs. Stanford	Dec. 17, 1983
2. Pat Reynolds	7 vs. Cal State Hayward	Mar. 6, 1987
3. Brian Cook	6 vs. Minot State	Nov. 24, 2001
Brian Cook	6 vs. Dakota Wesleyan	Dec. 29, 2000
Brian Cook	6 vs. Great Falls	Dec. 15, 2001
6. Bill Day	5 vs. Chaminade	Feb. 19, 2004
Brian Cook	5 vs. Alaska-Fairbanks	Jan. 8, 2000

Steals

1. Jerett Skrifvars	11 vs. Great Falls	Feb. 5, 2004
2. DaVell Jackson	12 vs. Dominican (CA)	Dec. 4, 2009
DaVell Jackson	12 vs. University of Mary	Nov. 21, 2009
4. Robert Mayes	7 vs. Dickinson State	Dec. 16, 2011
Mike McShane	7 vs. Seattle	Jan. 20, 2000
Mike McShane	7 vs. Northwest Nazarene	Dec. 6, 1999
Jeff Andrade	7 vs. Stanford	Dec. 17, 1987
Dominic Washington	7 vs. Metro State	Feb. 28, 1987
Dominic Washington	7 vs. Carroll College	Nov. 25, 1986
Dominic Washington	7 vs. Carroll College	Dec. 2, 1986
Dominic Washington	7 vs. College of Notre Dame	Dec. 21, 1984
12. Antoine Proctor	6 vs. Western Washington	Feb. 25, 2012
Tom D'Amore	6 vs. Lincoln University	Jan. 20, 2007



2013-14 seniors Jonathan Mesghna (from left), Devon Wallace and Kalob Hatcher.

Single-Season Team

Points Per Game

105.2	2945 in 28 games	1997-98
103.7	2904 in 28 games	1996-97
98.1	2648 in 27 games	2000-01
95.2	2856 in 30 games	1969-70
95.1	2664 in 28 games	1995-96
94.6	2460 in 26 games	1999-2000
94.2	2356 in 25 games	1971-72
94.1	2559 in 28 games	2001-02
94.1	2635 in 28 games	1998-99

Points

2945	1997-98
2904	1996-97
2856	1969-70
2843	1972-73
2673	1970-71
2664	1995-96
2648	2000-01
2635	1998-99
2628	1977-78
2600	2005-06
2559	2001-02
2520	2004-05
2515	2003-04
2460	1999-2000
2458	1975-76
2449	1986-87
2442	2011-12

Win-Loss Percentage

78.6%	22-6 in 28 games	1996-97
77.4%	24-7 in 31 games	1986-87
76.7%	23-7 in 30 games	1984-85
76.2%	16-5 in 21 games	1960-61
75.0%	21-7 in 28 games	2001-02
75.0%	21-7 in 28 games	1997-98

Home Court Win-Loss Percentage

18-0	100 percent	2001-02
17-0	100 percent	1990-91
16-0	100 percent	1986-87
14-0	100 percent	2005-06
14-0	100 percent	1996-97
13-0	100 percent	1999-2000
13-0	100 percent	1993-94

Field Goals

1155	32 games	1972-73
1107	30 games	1969-70
1085	32 games	1977-78
997	30 games	1975-76
959	28 games	1974-75
957	28 games	1996-97

Field Goal Percentage

52.9%	844/1596 in 31 games	1986-87
52.1%	797/1529 in 30 games	1990-91
51.0%	696/1364 in 28 games	1988-89
50.4%	750/1488 in 29 games	1981-82
50.3%	890/1766 in 30 games	1985-86
50.0%	776/1551 in 29 games	1989-90
50.0%	747/1494 in 28 games	1987-88

3-Point Field Goals

394/947	28 games	1996-97
375/956	28 games	1997-98
360/934	28 games	2005-06
355/997	28 games	1998-99
336/902	27 games	2004-05
334/812	27 games	2003-04
304/792	28 games	1995-96
294/776	26 games	1999-2000
290/771	27 games	2002-03
284/803	27 games	2000-01
280/772	30 games	2011-12
267/720	28 games	2001-02
253/853	29 games	2007-08
253/734	27 games	2006-07
235/684	27 games	2013-14
229/589	29 games	1992-93

3-Point Field Goal Percentage

44.8%	112/250 in 30 games	1990-91
42.0%	128/305 in 28 games	1987-88
41.6%	394/947 in 28 games	1996-97
41.4%	99/239 in 28 games	1988-89
41.4%	92/222 in 31 games	1986-87

Single-Season Team

Free Throws Made

686/878	28 games	1997-98
654/859	28 games	2001-02
642/976	30 games	1969-70
622/843	28 games	1998-99
596/787	28 games	1996-97
586/778	27 games	2000-01
572/766	28 games	1995-96
560/752	27 games	2004-05
556/838	29 games	1967-68
538/794	19 games	1954-55
532/857	22 games	1953-54
532/749	32 games	1972-73
530/794	24 games	1968-69
520/699	28 games	2005-06
514/716	26 games	1999-2000
509/691	27 games	2003-04
507/819	31 games	1966-67

Free-Throw Percentage

78.1%	686/878 in 28 games	1997-98
76.1%	654/859 in 28 games	2001-02
75.7%	596/787 in 28 games	1996-97
75.4%	436/578 in 27 games	2013-14
75.3%	586/778 in 27 games	2000-01
75.1%	500/666 in 30 games	2011-12
74.7%	572/766 in 28 games	1995-96
74.6%	378/507 in 28 games	1980-81
74.5%	560/752 in 27 games	2004-05
74.4%	520/699 in 28 games	2005-06
74.0%	389/525 in 28 games	1987-88
73.7%	509/691 in 27 games	2003-04
72.4%	465/642 in 31 games	1979-80
72.2%	400/554 in 25 games	2009-10
71.8%	514/716 in 26 games	1999-2000
71.6%	468/654 in 27 games	2002-03

Rebounds

1587	32 games	1972-73
1562	30 games	1969-70
1528	29 games	1967-68
1437	30 games	1969-70
1391	32 games	1977-78
1375	31 games	1966-67
1347	30 games	1975-76
1212	30 games	1985-86
1210	26 games	1973-74

Rebounds Per Game

53.6	1287 in 24 games	1968-69
52.7	1528 in 29 games	1967-68
52.1	1562 in 30 games	1969-70
49.6	1587 in 32 games	1972-73
47.9	1437 in 30 games	1969-70
46.5	1210 in 26 games	1973-74

Assists

607	28 games	1996-97
559	28 games	2001-02
549	27 games	2000-01
532	30 games	1984-85
524	29 games	1992-93
524	31 games	1979-80
515	27 games	2002-03
513	28 games	2005-06
506	27 games	2003-04

Assists Per Game

21.7	607 in 28 games	1996-97
20.3	549 in 27 games	2000-01
20.0	559 in 28 games	2001-02
19.3	503 in 26 games	1999-2000
19.1	515 in 27 games	2002-03
18.7	506 in 27 games	2003-04
18.5	519 in 28 games	1995-96
18.3	513 in 28 games	2005-06
18.2	473 in 26 games	1994-95
18.1	524 in 29 games	1992-93
17.9	484 in 27 games	2004-05
17.7	532 in 30 games	1984-85
17.3	503 in 29 games	1991-92

Blocked Shots

98	31 games	1986-87
96	28 games	2001-02
95	30 games	2011-12
89	29 games	1992-93
78	28 games	2005-06
78	27 games	2003-04
78	31 games	1986-87
76	27 games	2004-05
74	30 games	1985-86
73	27 games	2002-03
72	28 games	1987-88

Single-Season Team

Steals

293	30 games	1984-85
252	28 games	1996-97
243	28 games	1997-98
232	30 games	2011-12
231	29 games	1991-92
227	31 games	1986-87
225	27 games	1993-94

Consecutive Victories

15	1975-76
15	1951-52
13	1996-97
10	2002-03
8	2004-05
8	1997-98

Consecutive Home Victories

38	Nov. 17, 2001 to January 14, 2003
27	1986-1987
25	Nov. 25, 1995 to Nov. 15, 1997
23	Jan. 20, 2004 to Mar. 1, 2006
18	Feb. 11, 1999 to Dec. 6, 2000
17	Nov. 28, 1997 to Dec. 7, 1999
15	Dec. 16, 2000 to Feb. 24, 2001



2013-14 senior Jonathan Mesghna.

Single-Game Team

Points (Home Court)

146	Western New Mexico (73)	Feb. 1, 2003 at MSUB
141	Alaska-Anchorage (114)	Feb. 1, 1996 at MSUB
139	Arizona Bible (70)	Dec. 20, 1997 at MSUB
136	St. Edward's (101)	Jan. 28, 2006 at MSUB
136	Western New Mexico (82)	Feb. 24, 2001 at MSUB
134	Central Oklahoma (118)	Dec. 17, 1998 at MSUB
133	Alaska-Fairbanks (83)	Feb. 19, 1998 at MSUB
132	Great Falls (54)	Feb. 5, 2004 at MSUB
132	Southern Oregon State (72)	Dec. 28, 1996 at MSUB
131	Green Mountain (49)	Jan. 17, 2004 at MSUB
130	Seattle Pacific (91)	Feb. 14, 1998 at MSUB
130	Western New Mexico (74)	Feb. 15, 1997 at MSUB

Points – Road or Neutral Site Game

133	Western New Mexico (73)	Feb. 18, 1998 at Silver City
133	Western New Mexico (73)	Feb. 18, 1998 at Silver City
133	Fort Lewis (115)	Nov. 21, 1997 at Alamosa, CO
133	Fort Lewis (115)	Nov. 21, 1997 at Alamosa, CO
119	Rocky Mountain (101)	Jan. 22, 1997, Billings
116	Western New Mexico (77)	Feb. 12, 2000, at Silver City, NM
116	Carroll College (94)	Feb. 21, 1970, Helena
115	Dickinson State (90)	Dec. 15, 1973, Dickinson
115	Montana Tech (104)	Nov. 27, 1971, Helena
111	Western New Mexico (79)	Feb. 20, 2003, Silver City
111	Hawaii-Hilo (110)	Mar. 2, 1996 at Hilo
110	Hawaii-Hilo (114)	Jan. 26, 2001 at Hilo
109	Chaminade (111)	Feb. 28, 1998 at Honolulu
109	Dickinson State (71)	Jan. 4, 1972 at Dickinson
108	Hawaii-Hilo (89)	Feb. 26, 1998 at Hilo
108	Carroll College (80)	Feb. 29, 1972 at Helena
107	Central Washington (115)	Jan. 14, 2012 at Ellensburg, WA
107	Chaminade (106)	Feb. 1, 1997 at Honolulu
107	Westminster (112)	Feb. 22, 1968 at Salt Lake
106	Great Falls (77)	Feb. 29, 1972 at Great Falls

Points by an Opponent

124-94	Eastern Washington	Jan. 20, 1969, Cheney
122-83	Central Washington	Jan. 27, 2000, at Ellensburg, WA
122-85	Southern Colorado	Dec. 29, 1967, Anaconda
121-94	Portland State	Dec. 19, 1970, Pocatello
120-81	Seattle University	Jan. 5, 2008 at MSUB
118-84	BYU-Hawaii	Feb. 19, 2005, at Hawaii
118-134	Central Oklahoma	Dec. 17, 1998 at MSUB
117-96	Alaska-Anchorage	Feb. 16, 2001 at Anchorage
116-66	Western Washington	Jan. 31, 2008 at Bellingham, WA
115-107	Central Washington	Jan. 14, 2012 at Ellensburg, WA
115-75	Emporia State	Jan. 22, 2006 at Emporia
115-84	BYU-Hawaii	Feb. 17, 2005, at Hawaii
115-133	Fort Lewis	Nov. 21, 1997 at Alamosa, CO
114-70	vs. Colorado Mines	November 30, 2007 at Nampa, ID
114-110	Hawaii-Hilo	Jan. 26, 2001 at Hilo

Single-Game Team

114-141	Alaska-Anchorage	Feb. 1, 1996 at MSUB
114-107	Maryland Eastern-Shore	Mar. 13, 1973 at Kansas City
113-56	Nebraska-Omaha	November 24, 2007 at Omaha, NE
113-103	Chaminade	Feb. 5, 1994 at Honolulu
112-118 (2OT)	Alaska Fairbanks	Jan. 17, 2009, at MSUB
112-95	Chaminade	Jan. 29, 2001 at Honolulu
112-101	Hawaii-Hilo	Jan. 30, 1997 at Hilo
112-107	Westminster	Feb. 22, 1968 at Salt Lake
111-65	Cal State-San Bernardino	Dec. 30, 2002 at San Bernardino
111-91	Alaska-Anchorage	Feb. 17, 2001 at Anchorage
111-109	Chaminade	Feb. 28, 1998 at Honolulu
110-70	Brigham Young	Jan. 11, 2005, at Provo
110-118	Emporia State	Dec. 19, 2005 at MSUB
110-111	Hawaii-Hilo	Mar. 2, 1996 at Hilo
109-46	Alaska Anchorage	Feb. 21, 2008 at Anchorage, AK
109-100	Metropolitan State	Dec. 21, 1995 at Denver
108-113	Hawaii Pacific	Jan. 20, 2005, at MSUB
107-75	Chaminade	Feb. 17, 2004 at Honolulu
107-92	Hawaii Pacific	Jan. 6, 2004 at Honolulu
107-104	Seattle Pacific	Feb. 7, 1998 at Seattle
106-113	Saint Leo	Dec. 21, 2004, at MSUB
106-85	Hawaii-Hilo	Jan. 8, 2005, at Hilo
106-100	BYU-Hawaii	January 15, 2000 at Laie, HI
106-110	Central Oklahoma	Nov. 26, 1994 at MSUB

Points – Both Teams

255	141-114 vs. Alaska-Anchorage	Feb. 1, 1996 at MSUB
252	134-118 vs. Central Oklahoma	Dec. 17, 1998 at MSUB
248	133-115 vs. Fort Lewis	Nov. 21, 1997 at Alamosa, CO
237	136-101 vs. St. Edward's	Jan. 28, 2006 at MSUB
230	118-112 vs. Alaska Fairbanks	Jan. 17, 2009 at MSUB
228	118-110 vs. Emporia State	Dec. 19, 2005 at MSUB
227	126-101 vs. Great Falls	Dec. 15, 2001, MSUB
226	103-113 vs. Chaminade	Feb. 5, 1994 at Honolulu
224	110-114 vs. Hawaii-Hilo	Jan. 26, 2001 at Hilo
222	107-115 vs. Central Washington	Jan. 14, 2012 at Ellensburg, WA
222	118-104 vs. Seattle Pacific	Jan. 25, 1997, MSUB
221	113-108 vs. Hawaii Pacific	Jan. 20, 2005, at MSUB
221	107-114 vs. Maryland-Eastern Shore	Mar. 13, 1973, NAIA
221	110-111 vs. Hawaii-Hilo	Mar. 2, 1996 at Hilo
220	119-101 vs. Rocky Mountain	Jan. 22, 1997, at Rocky
220	109-111 vs. Chaminade	Feb. 28, 1998 at Honolulu
219	122-97 vs. Western New Mexico	Jan. 4, 2006 at MSUB
219	113-106 vs. Saint Leo	Dec. 21, 2004, at MSUB
219	146-73 vs. Western New Mexico	Feb. 1, 2003, MSUB
219	115-104 vs. Montana Tech	Nov. 27, 1971, Helena
219	107-112 vs. Westminster	Feb. 22, 1968 at Salt Lake

Single-Game Team

Field Goals Made

52	Arizona Bible	Dec. 20, 1997 at MSUB
52	Eastern Washington	Dec. 15, 1971 at EMC
52	Montana Tech	Feb. 10, 1961 at EMC
51	Western New Mexico	Feb. 1, 2003 at MSUB
51	Dickinson State	Dec. 15, 1973, Dickinson
49	Green Mountain	Jan. 17, 2004 at MSUB
49	Green Mountain	Jan. 16 2004 at MSUB
47	Western New Mexico	Jan. 4, 2006 at MSUB
47	Great Falls	Feb. 5, 2004 at MSUB
46	Western New Mexico	Feb. 18, 1999
45	Western New Mexico	Feb. 23, 2001 at MSUB
45	Central Oklahoma	Dec. 17, 1998
43	Western New Mexico	Feb. 12, 2000, at Silver City, NM
43	Rocky Mountain	Jan. 20, 1999 at MSUB
43	Western New Mexico	Feb. 15, 1997

Field Goal Percentage

73.5%	36/49 vs. Brown	Dec. 30, 1984 at Metra
71.7%	33/46 vs. Alaska-Anchorage	Jan. 24, 1987 at EMC
70.8%	34/48 vs. Rocky Mountain	Dec. 8, 1986 at EMC
63.5%	40/63 vs. Jamestown	Nov. 29, 1997 at MSUB
62.1%	41/66 vs. BYU-Hawaii	Jan. 19, 2002 at MSUB
61.3%	49/80 vs. Green Montain	Jan. 17, 2004 at MSUB
60.7%	51/84 vs. Western New Mexico	Feb. 1, 2003 at MSUB
60.0%	27/45 vs. Alaska Anchorage	Mar. 9, 2012 at Bellingham, WA
60.0%	42/70 vs. Southern Oregon State	Dec. 28, 1996 at MSUB
59.8%	49/82 vs. Green Mountain	Jan. 16, 2004 at MSUB
59.7%	46/77 vs. Western New Mexico	Feb. 18, 1999
59.6%	28/47 vs. Saint Martin's	Jan. 29, 2011 at SMU
59.5%	25/42 vs. Alaska Anchorage	Jan. 5, 2012 at MSUB
59.1%	39/66 vs. St. Edward's	Jan. 28, 2006 at MSUB
59.0%	36/61 vs. West Virginia State	Dec. 31, 2000 at MSUB
58.9%	33/56 vs. Northwest Nazarene	Jan. 24, 2009 at MSUB
58.5%	38/65 vs. Hawaii-Hilo	Jan. 26, 2001 at Hilo
58.3%	35/60 vs. Western Oregon	Feb. 13, 2010 at Monmouth, OR
58.3%	35/60 vs. Southwest State of Minnesota	Nov. 28, 1997
58.0%	40/69 vs. Lincoln University	2006 at MSUB

Single-Game Team

3-Point Field Goals

26	Western New Mexico	Feb. 18, 1999 at Silver City, NM
23	Arizona Bible	Dec. 20, 1997 at MSUB
22	Puerto Rico-Mayaguez	Dec. 7, 2001 at MSUB
22	Central Oklahoma	Dec. 17, 1998 at MSU-B
21	Western New Mexico	Feb. 20, 2003 at Silver City, NM
21	Western New Mexico	Feb. 12, 2000 at Silver City, NM
21	Western New Mexico	Feb. 15, 1997
21	Seattle Pacific	Feb. 7, 1998 at Seattle
21	Chaminade	Feb. 28, 1998
20	Lincoln	Feb. 3, 2006 at MSUB
20	Green Mountain	Jan. 17, 2004 at MSUB
20	Chaminade	Feb. 5, 2000 at MSU-B
20	Hawaii-Hilo	Jan. 10, 1998 at MSUB
20	Jamestown	Nov. 29, 1997 at MSUB
20	Chaminade	Feb. 1, 1997
19	Texas-Permian Basin	Feb. 17, 2007 at MSUB
19	Johnson & Wales	Feb. 26, 2005
19	Great Falls	Feb. 5, 2004 at MSUB
19	Western New Mexico	Feb. 24, 2001 at MSUB
19	Hawaii-Hilo	Jan. 30, 1997 at MSUB
19	Willamette (OR)	Nov. 29, 1996
19	Southern Oregon State	Dec. 28, 1996
18	BYU-Hawaii	Feb. 19, 2005

3-Point Field Goal Percentage (Minimum 6 made)

77.2%	13/18 vs. Montana Tech	Dec. 15, 1992, Tech
70.0%	7/10 vs. Seattle Pacific	Feb. 15, 1990, EMC
66.7%	6/9 vs. Central Washington	Jan. 15, 2011 at MSUB
66.7%	6/9 vs. Humboldt State	Dec. 29, 1987, EMC
61.5%	8/13 vs. University of Mary	Dec. 1, 2008 at Bismarck, ND
61.3%	19/31 vs. Southern Oregon State	Dec. 28, 1996 at MSUB
60.5%	26/43 vs. Western New Mexico	Feb. 18, 1999 at Silver City
60.0%	9/15 vs. Northwest Nazarene	Feb. 18, 2010 at MSUB
60.0%	6/10 vs. Northwest Nazarene	Jan. 24, 2009 at MSUB
58.8%	10/17 vs. Alaska Anchorage	Mar. 9, 2012 at Bellingham, WA
58.8%	10/17 vs. Simon Fraser	Feb. 15, 2014 at MSUB
58.6%	17/29 vs. Rocky Mountain	Dec. 6, 2000 at MSUB
58.3%	21/36 vs. Western New Mexico	Feb. 20, 2003 at Silver City
57.7%	15/26 vs. Western Oregon	Feb. 13, 2010 at Monmouth, OR

Single-Game Team

Free Throws Made

50/64	Dickinson State	Dec. 7, 1954 at EMC
44/60	Rocky Mountain	Nov. 28, 1970, Dillon
43/54	Fort Lewis	Nov. 21, 1997 at Alamosa, CO
42/51	Alaska-Fairbanks	Feb. 19, 1998 at MSUB
42/51	Rocky Mountain	Dec. 12, 1997 at MSUB
42/56	Eastern Washington	Jan. 20, 1969, Cheney
42/55	Western Oregon	Jan. 23, 1999 at MSUB
40/54	BYU-Hawaii	Nov. 14, 1997 at MSUB
41/52	Hawaii Hilo	Feb. 8, 2005, at Hilo
39/50	Queens (NC)	Nov. 14, 1998 in Orlando
39/52	Alaska-Fairbanks	Feb. 11, 1999 at MSUB
39/48	Puerto Rico-Mayaguez	Dec. 7, 2001 at MSUB

Free Throw Percentage

100%	13/13 vs. Green Mountain	Jan. 17, 2004 at MSUB
100%	16/16 vs. BYU-Hawaii	Jan. 15, 2000 at Laie, HI
100%	12/12 vs. Western Washington	Dec. 8, 1972, Bellingham
95.7%	22/23 vs. Seattle Pacific	Feb. 15, 1990, EMC
94.1%	16/17 vs. Carroll College	Feb. 8, 1980 at Helena
93.3%	14/15 vs. Central Washington	Feb. 28, 2008 at MSUB
93.3%	14/15 vs. Alaska-Fairbanks	Feb. 29, 2001 at Fairbanks
93.3%	28/30 vs. Alaska-Anchorage	Jan. 29, 1998 at MSUB
92.9%	13/14 vs. Cal State San Bernardino	Nov. 3, 2007 at Anaheim, CA
92.9%	13/14 vs. Alaska Fairbanks	Mar. 5, 2014 at Lacey, WA (GNAC Champ.)
92.6%	25/27 vs. St. Edward's	Feb. 11, 2006 at Austin
92.3%	12/13 vs. Texas A&M-International	Jan. 4, 2006 at MSUB
92.3%	24/26 vs. Cal State-Los Angeles	Dec. 29, 1997 at Bakersfield
91.7%	22/24 vs. Texas-Permian Basin	Feb. 17, 2007 at MSUB
91.7%	22/24 vs. BYU-Hawaii	Jan. 18, 2005 at MSUB
91.7%	22/24 vs. Chaminade	Feb. 26, 1998 at MSUB
91.7%	22/24 vs. Adams State	Nov. 22, 1997 at Alamosa

Rebounds

93	vs. Montana Tech	Feb. 1, 1969 at EMC
85	vs. Carroll College	Feb. 16, 1970 at EMC
78	vs. Rocky Mountain	Jan. 13, 1970 at EMC
71	vs. Black Hills State	Jan. 6, 1973 at EMC
66	vs. Northern Montana	Jan. 16, 1976
61	vs. Western Montana	Jan. 29, 1974 at EMC
60	vs. Alaska-Fairbanks	Jan. 31, 1985
60	vs. Black Hills State	Dec. 20, 1976
60	vs. Valley City State	Mar. 1, 1980
58	vs. Johnson & Wales	Feb. 26, 2005 at MSUB
57	vs. Hawaii-Hilo	Jan. 9, 1997
56	vs. Western New Mexico	Jan. 24, 1998
56	vs. Rocky Mountain	Jan. 16, 1979
56	vs. Huron State	Dec. 2, 1974 at EMC
55	vs. Haskell Indian Nations	Dec. 31, 2004 at MSUB

Single-Game Team

Assists

40	vs. Green Mountain	Jan. 16, 2004 at MSUB
38	vs. Green Mountain	Jan. 17, 2004 at MSUB
35	vs. Northern Montana	Jan. 23, 1981 at EMC
34	vs. Carroll College	Feb. 5, 1982 at EMC
33	vs. Carroll College	Nov. 23, 1985 at EMC
32	vs. Great Falls	Feb. 5, 2004 at MSUB
31	vs. Puerto Rico-Mayaguez	Dec. 7, 2001 at MSUB
31	vs. Western New Mexico	Feb. 15, 1997
31	vs. Willamette	Nov. 29, 1996 at MSUB
30	vs. Johnson & Wales	Feb. 26, 2005 at MSUB
30	vs. Alaska-Anchorage	Feb. 16, 2001 at Anchorage
30	vs. Hawaii-Hilo	Jan. 10, 1998 at MSUB
30	vs. Arizona Bible	Dec. 20, 1997 at MSUB
30	vs. Western New Mexico	March 1, 2002 at MSUB
29	vs. Simon Fraser	Feb. 22, 2011 at MSUB
29	vs. Colorado Christian	Nov. 17, 1996
28	vs. Alaska Fairbanks	Jan. 17, 2009 at MSUB
28	vs. Western New Mexico	Feb. 23, 2001 at MSUB
28	vs. Alaska-Anchorage	Feb. 17, 2001 at Anchorage
28	vs. West Virginia State	Dec. 31, 2000 at MSUB
28	vs. Central Oklahoma	Dec. 17, 1998 at MSUB
28	vs. Southern Oregon State	Dec. 28, 1996 at MSUB
27	vs. Alaska-Fairbanks	Jan. 8, 2000 at MSUB
27	vs. Alaska-Anchorage	Feb. 17, 2000 at Anchorage, AK
26	vs. Western Oregon	Jan. 15, 2009 at MSUB
26	vs. Lincoln University	Jan. 20, 2007 at MSUB
26	vs. Johnson & Wales	Nov. 21, 2005 at MSUB
26	vs. St. Edward's	Feb. 10, 2006 at Austin

Blocked Shots

11	vs. Cal State-Hayward	Mar. 6, 1987 at EMC
10	vs. Oklahoma Panhandle State	Jan. 12, 2002 at MSUB
9	vs. Chaminade	Feb. 19, 2004 at Honolulu
9	vs. Minot State University	Nov. 24, 2001 at MSUB
9	vs. Metro State	Mar. 1, 1986 at EMC
8	vs. Montana Tech	Dec. 11, 2008 at MSUB
8	vs. Alaska-Anchorage	Jan. 22, 2001 at MSUB
8	vs. Rocky Mountain	Dec. 7, 1992 at RMC
8	vs. Rocky Mountain	Dec. 8, 1986 at EMC
8	vs. Hawaii Pacific	Feb. 16, 2002 at MSUB
7	vs. Lincoln University	Feb. 3, 2007 at Jefferson City, MO
7	vs. Incarnate Word	Jan. 11, 2006 at San Antonio
7	vs. Minot State	Nov. 30, 2002 at MSUB
7	vs. Chaminade	Feb. 11, 2003 at MSUB
7	vs. Dakota Wesleyan	Dec. 19, 2000 at MSUB
7	vs. Alaska-Anchorage	Feb. 21, 1998 at MSUB
7	vs. BYU-Hawaii	Nov. 14, 1997 at MSUB
7	vs. Oklahoma Panhandle State	Jan. 13, 2002 at MSUB

Single-Game Team

Steals

28	vs. Great Falls	Feb. 5, 2004 at MSUB
18	vs. Western New Mexico	Jan. 27, 2005 at MSUB
17	vs. Northwest Nazarene	Dec. 6, 1999 at Nampa, ID
17	vs. Hawaii-Hilo	Jan. 10, 1998 at MSUB
17	vs. Alaska-Fairbanks	Jan. 30, 1985, Fairbanks
17	vs. College of Notre Dame	Dec. 21, 1984 at EMC
16	vs. Rocky Mountain	Dec. 7, 1992, RMC
16	vs. Northern Montana	Nov. 23, 1984 at EMC
16	vs. Queens (NC)	Nov. 14, 1998 in Orlando
15	vs. Rocky Mountain	Dec. 8, 2005 at MSUB
15	vs. Great Falls	Feb. 8, 2001 at MSUB
15	vs. Rocky Mountain	Dec. 6, 2000 at MSUB
15	vs. Arizona Bible	Dec. 20, 1997 at MSUB
14	vs. Colorado Christian	Nov. 22, 2011 at MSUB
14	vs. Dominican (CA)	Dec. 4, 2009 at St. George, UT
14	vs. Puerto Rico-Mayaguez	Dec. 7, 2001 at MSUB
14	vs. Adams State	Dec. 19, 1997 at Alamosa
14	vs. Southwest State of Minnesota	Nov. 23, 1996 at MSUB
14	vs. Alaska-Fairbanks	Feb. 20, 1997
14	vs. Seattle Pacific	Feb. 27, 1997



Year-by-Year Records

2013-2014
Overall: 12-15
Conference: 8-10 (6th)
Coach: Jamie Stevens

MSUB		OPP.
67	Montana Western	78
65	Carroll College	60
65	at South Dakota Mines	72
77	at Black Hills State	97
81	Rocky Mountain College	72
76	Montana State Northern	41
82	Central Washington	67
61	Northwest Nazarene	63
85	vs. Academy of Art	69
65	vs. Dixie State	83
66	at Saint Martin's	50
90	at Western Oregon (OT)	98
75	Alaska Anchorage	67
70	Alaska Fairbanks	79
100	at Simon Fraser	70
71	at Western Washington	84
87	#24 Seattle Pacific (OT)	92
77	Western Oregon	84
70	Saint Martin's	83
74	at Alaska Fairbanks	88
75	at Alaska Anchorage	62
102	Western Washington (OT)	101
95	Simon Fraser	82
72	at #13 Seattle Pacific (OT)	70
60	at Northwest Nazarene	66
88	at Central Washington	91
Great Northwest Athletic Conference Playoffs		
59	vs. Alaska Fairbanks (3 rd Seed)	69

2012-2013
Overall: 16-14
Conference: 9-9 (5th)
Coach: Jamie Stevens

MSUB		OPP.
89	Black Hills State	50
77	Dixie State College	90
67	vs. Western New Mexico	61
54	vs. Maryville	50
67	at Hawaii-Hilo	61
92	at BYU-Hawaii	97
65	at Alaska Anchorage	79
73	at Alaska Fairbanks	80
87	South Dakota Mines	73
61	at Grand Canyon	71
102	Rocky Mountain College	90
57	Montana Western	78
86	Carroll College	76
92	Simon Fraser	74
80	#5 Western Washington	95
56	at #7 Seattle Pacific	81
86	at Central Washington	89
63	at Northwest Nazarene	61
77	Saint Martin's	64
88	Western Oregon	74
69	at #2 Western Washington	86
73	at Simon Fraser	69
69	#6 Seattle Pacific	78
87	Northwest Nazarene	63
83	Central Washington	78
74	at Western Oregon OT	69
78	at Saint Martin's	84
80	Alaska Fairbanks	70
69	Alaska Anchorage	71
Great Northwest Athletic Conference Playoffs		
73	vs. Alaska Fairbanks (4 th Seed)	87

2011-2012
Overall: 18-12
Conference: 10-8 (5th)
Coach: Jamie Stevens

MSUB		OPP.
98	Chadron State College (OT)	94
98	Northern New Mexico College	77
70	at Dixie State College	81
60	at Southern Utah	63
104	Colorado Christian	54
79	at University of Mary	75
70	Western Washington	81
93	Simon Fraser	90
66	Rocky Mountain College	71
82	Dickinson State	66
79	at Saint Martin's	61
60	at Western Oregon	71
72	#18 Alaska Anchorage	80
95	Alaska Fairbanks	70
94	at Northwest Nazarene	75
107	at Central Washington	115
86	#24 Seattle Pacific	77
79	Western Oregon	57
82	Saint Martin's	74
75	at Alaska Fairbanks	64
70	at #21 Alaska Anchorage	85
89	Central Washington	99
83	Northwest Nazarene	73
70	at Seattle Pacific	78
94	at Simon Fraser	74
83	at #14 Western Washington	98
Great Northwest Athletic Conference Playoffs		
80	vs. Western Oregon (4 th Seed)	75
82	vs. #11 Western WA (1 st Seed)	78
74	vs. #15 Anchorage (2 nd Seed)	70
West Regional NCAA Division II Tourney		
68	vs. #16 Anchorage (2 nd Seed)	80

2010-2011
Overall: 8-18
Conference: 6-12 (8th)
Coach: George Pfeifer

MSUB		OPP.
68	University of Mary	70
83	Minot State	63
71	Rocky Mountain College	76
74	at Chadron State	87
82	at Western Washington	90
79	at Simon Fraser	94
69	Dixie State (OT)	73
52	vs. Cal Poly Pomona	46
57	at Grand Canyon	77
54	Saint Martin's	70
80	Western Oregon	77
52	at Alaska Anchorage	73
74	at Alaska Fairbanks	60
69	Northwest Nazarene	78
55	Central Washington	69
65	at Seattle Pacific (OT)	72
79	at Western Oregon	83
63	at Saint Martin's	62
68	Alaska Fairbanks	70
64	Alaska Anchorage	81
64	at Northwest Nazarene	79
72	at Central Washington	84
68	Seattle Pacific	56
90	Simon Fraser	69
80	Western Washington	64
Great Northwest Athletic Conference Playoffs		
59	at Central Washington	79

2009-2010
Overall: 15-10
Conference: 9-7 (4th)
Coach: George Pfeifer

MSUB		OPP.
72	Colorado Christian	70
72	University of Mary	68
63	at Augustana	82
82	vs. Dominican (CA)	54
75	at Dixie State	78
85	Northern New Mexico	64
63	Dixie State	60
62	at University of Mary	76
88	University of Great Falls	61
82	at Alaska Fairbanks	68
72	at Alaska Anchorage	80
74	Saint Martin's	67
76	at Northwest Nazarene	74
69	at Seattle Pacific	79
57	Central Washington	73
75	Western Washington	100
75	Alaska Fairbanks	58
72	at Saint Martin's	87
103	at Western Oregon	95
74	Northwest Nazarene	72
75	Seattle Pacific	78
84	Western Oregon	76
65	Alaska Anchorage	60
92	at Central Washington	85
67	at Western Washington	87

2008-2009
Overall: 10-17
Conference: 5-11 (6th)
Coach: George Pfeifer

MSUB		OPP.
52	at #10 Gonzaga	83
81	Montana Western	76
70	University of Mary (OT)	67
74	at Chadron State	81
72	at University of Mary	83
62	Colorado Christian	59
71	Colorado Christian	76
61	Montana Tech	64
79	Augustana	81
74	University of Great Falls	58
76	Chadron State	69
67	at Western Washington	72
79	at Seattle Pacific	82
91	Western Oregon	83
118	Alaska Fairbanks (2OT)	112
65	Central Washington	70
81	Northwest Nazarene	51
69	Alaska Anchorage	60
71	at Western Oregon	72
85	at Saint Martin's (OT)	88
68	at Alaska Anchorage	87
79	at Alaska Fairbanks	80
52	Saint Martin's	71
65	Seattle Pacific	98
68	Western Washington	76
71	at Central Washington	87
71	at Northwest Nazarene	66

Year-by-Year Records

2007-2008
Overall: 1-28
Conference: 1-17 (10th)
Coach: Craig Carse

2005-2006
Overall: 20-8
Conference: 9-3 (2nd)
Coach: Craig Carse

2003-2004
Overall: 17-10
Conference: 7-8 (4th)
Coach: Craig Carse

MSUB		OPP.	MSUB		OPP.	MSUB		OPP.
55	vs. Metro State	72	120	Johnson & Wales	67	98	Minot State	95
52	vs. Cal State San Bernardino	84	111	Minot State	79	108	Great Falls	63
67	vs. Kentucky Wesleyan	87	102	Rocky Mountain	92	85	Chadron State	81
68	vs. Saint Cloud State	89	100	Rocky Mountain	76	76	Humboldt State	104
56	at Nebraska-Omaha	113	118	Emporia State	110	88	Western Oregon	94
70	vs. Colorado Mines	114	79	East Central	85	93	St. Martin's	86
69	vs. Colorado Christian	103	78	Texas A&M-Kingsville	93	79	Humboldt State	78
79	Rocky	88	122	Western New Mexico	97	72	Western Oregon	70
77	Nebraska-Omaha	88	88	Oklahoma Panhandle	77	92	Hawaii Pacific	107
85	Nebraska-Omaha	98	90	Oklahoma Panhandle	89	89	Hawaii Pacific	86
57	Montana-Western	77	72	Incarnate Word	64	90	BYU-Hawaii	91
81	Seattle University	120	72	Incarnate Word	67	124	Green Mountain	70
69	Northwest Nazarene	94	90	St. Mary's	80	131	Green Mountain	49
56	Seattle Pacific	62	75	Emporia State	115	94	Hawaii-Hilo	84
52	at Saint Martin's	81	136	St. Edward's	101	100	Hawaii-Hilo	79
72	at Western Oregon	85	128	Lincoln University	82	107	Chaminade	84
65	Alaska Fairbanks	55	99	Lincoln University	85	87	Western New Mexico	89
43	Alaska Anchorage	79	95	St. Edward's	105	77	Western New Mexico	87
66	at Western Washington	116	82	St. Edward's	79	132	Great Falls	54
64	at Central Washington	94	70	Incarnate Word	65	77	BYU-Hawaii	73
34	at Seattle Pacific	90	94	St. Mary's (TX)	87	82	BYU-Hawaii	93
77	at Northwest Nazarene	90	107	St. Mary's (TX)	76	104	Hawaii Pacific	83
66	Western Oregon	83	60	Oklahoma Panhandle	80	75	Chaminade	107
66	Saint Martin's	87	85	Western New Mexico	96	78	Chaminade	82
46	at Alaska Anchorage	109	77	Western New Mexico	85	79	Hawaii-Hilo	84
72	Central Washington	88	Heartland Conference Playoffs			113	Western New Mexico	79
67	Western Washington	93	80	Oklahoma Panhandle	67	85	Western New Mexico	66
56	at Seattle University	96	77	St. Edward's	83			

2006-2007
Overall: 6-21
Conference: 4-8 (5th)
Coach: Craig Carse

2004-2005
Overall: 19-8
Conference: 9-6
Coach: Craig Carse

2002-2003
Overall: 18-9
Conference: 8-7 (3rd)
Coach: Craig Carse

MSUB		OPP.	MSUB		OPP.	MSUB		OPP.
63	Central Washington	92	107	Minot State	93	61	Cal State-San Bernardino	60
74	Northwest Nazarene	88	88	Ohio Valley	73	86	St. Martin's	77
58	Texas A&M-Int'l	59	104	Ohio Valley	67	101	Minot State	79
52	St. Mary's (TX)	64	101	Chadron	90	103	Chadron State	69
85	West Liberty State	103	66	Northwest Nazarene	64	101	St. Martin's	83
50	Northwest Nazarene	70	64	Northwest Nazarene	71	82	Univ. of Charleston	81
89	Northwest Nazarene (OT)	90	107	Saint Leo	99	55	Cal State-Los Angeles	75
65	Oklahoma Panhandle	54	113	Saint Leo	106	66	Cal Poly Pomona	82
73	Texas A&M-Int'l	80	103	Haskell Indian Nations	81	76	Chaminade	89
60	St. Edward's	56	58	Chaminade	90	91	Hawaii-Hilo	101
60	St. Edward's	91	61	U. Hawaii-Hilo	76	77	Hawaii-Hilo	86
64	Oklahoma Panhandle	69	85	U. Hawaii-Hilo	106	71	Hawaii Pacific	72
48	Oklahoma Panhandle	62	70	Brigham Young	110	98	Hawaii Pacific	81
87	Texas-Permian Basin	93	99	BYU-Hawaii	100	86	BYU-Hawaii	76
69	Dallas Baptist	78	113	Hawaii Pacific	108	109	Western New Mexico	91
95	Lincoln University	84	112	Hawaii Pacific	89	146	Western New Mexico	73
51	St. Mary's (TX)	67	118	Western New Mexico	70	102	Great Falls	61
62	Incarnate Word	82	104	Western New Mexico	76	87	Chaminade	71
66	Incarnate Word	72	105	U. Hawaii-Hilo	95	97	Chaminade	83
71	Lincoln University	80	82	Chaminade	79	93	Hawaii-Hilo	78
68	Lincoln University	67	102	Chaminade	95	111	Western New Mexico	79
62	St. Mary's (TX)	70	92	Hawaii Pacific	90	83	Western New Mexico	73
65	Incarnate Word	79	84	BYU-Hawaii	115	78	BYU-Hawaii	91
111	Texas-Permian Basin	61	84	BYU-Hawaii	118	89	BYU-Hawaii	103
77	Dallas Baptist	74	94	Montana State-Northern	69	70	Hawaii Pacific	81
71	Dallas Baptist	79	124	Johnson & Wales	92	106	Nova Southeastern	70
67	St. Edward's	84	80	Western New Mexico	68	87	Nova Southeastern	66

Year-by-Year Records

2001-2002
Overall: 21-7
Conference: 10-5 (1st)
Coach: Craig Carse

MSUB		OPP.
77	Mesa State	65
98	Mesa State	91
101	Minot State	86
98	Chadron	87
113	Puerto Rico-Maya	73
121	Puerto Rico-Maya	79
126	Great Falls	101
105	Cal Poly Pomona	80
65	Cal St.-San Bern.	111
75	Chaminade	81
77	Chaminade	76
81	Hawaii-Hilo	92
103	OK Panhandle State	79
118	OK Panhandle State	90
89	BYU-Hawaii	78
120	BYU-Hawaii	80
67	Hawaii Pacific	56
76	Western New Mexico	74
72	Western New Mexico	67
83	Hawaii-Hilo	74
95	Hawaii-Hilo	79
106	Western New Mexico	83
96	Western New Mexico	58
81	Cal State Bakersfield	84
108	Chaminade	79
81	Hawaii Pacific	84
51	Hawaii Pacific	73
76	BYU-Hawaii	94

1999-2000
Overall: 17-9
Conference: 7-5
Coach: Craig Carse

MSUB		OPP.
101	North Dakota State	96
110	Colorado State	98
77	Saint Martin's	77
104	Northwest Nazarene	88
72	North Dakota	92
75	North Dakota State	93
95	Rocky Mountain	73
86	Michigan Tech	81
101	Northwest Nazarene	82
106	Saint Martin's	80
99	Jamestown College	93
113	Alaska-Anchorage	104
111	Alaska-Fairbanks	82
72	Hawaii Hilo	78
76	Hawaii Pacific	64
100	BYU-Hawaii	106
113	Seattle University	89
85	Simon Fraser	74
83	Central Washington	122
78	Western Washington	103
90	Hawaii Hilo	80
120	Chaminade	92
95	Rocky Mountain	89
116	Western New Mexico	77
99	Alaska Anchorage	105
59	Alaska-Fairbanks	99
109	Western New Mexico	59

1997-1998
Overall: 21-7
Conference: 9-3
Coach: Craig Carse

MSUB		OPP.
112	BYU-Hawaii	102
99	Cal State University	113
133	Fort Lewis	115
79	Adams State	89
97	Southwest State	89
118	Jamestown College	91
87	Carroll College	82
100	Rocky Mountain	69
123	Adams State College	67
139	Arizona Bible College	70
118	Montana State	80
80	Cal State Los Angeles	77
81	Cal State Bakersfield	81
109	Carroll College	80
81	Chaminade	59
125	Hawaii Hilo	83
87	Western New Mexico	75
119	Rocky Mountain	95
117	Western New Mexico	87
91	Alaska- Anchorage	73
83	Alaska- Fairbanks	87
104	Seattle Pacific	107
130	Seattle Pacific	91
133	Alaska- Fairbanks	83
120	Alaska- Anchorage	92
108	Hawaii Hilo	89
109	Chaminade	111
64	Seattle Pacific	82

2000-2001
Overall: 18-9
Conference: 10-8
Coach: Craig Carse

MSUB		OPP.
101	Cascade	94
87	Minot State	59
108	Rocky Mountain	73
59	Michigan Tech	69
81	Michigan Tech	72
102	Dakota Wesleyan	91
111	W.V. State	83
116	W.V. State	83
72	Seattle	81
64	NW Nazarene	77
97	Hawaii Pacific	79
99	Hawaii Pacific	76
102	BYU-Hawaii	93
123	Alaska-Fairbanks	77
103	Alaska-Fairbanks	97
105	Alaska-Anchorage	91
110	Hawaii-Hilo	114
83	Hawaii-Hilo	100
95	Chaminade	112
100	St. Martin's	89
110	Central Washington	81
109	Great Falls	77
96	Alaska-Anchorage	117
91	Alaska-Anchorage	111
68	Alaska-Fairbanks	90
120	Western New Mexico	86
136	Western New Mexico	82

1998-1999
Overall: 12-16
Conference: 6-8
Coach: Craig Carse

MSUB		OPP.
113	Western New Mexico	73
120	Alaska- Anchorage	94
109	Alaska- Fairbanks	81
97	Hawaii Pacific	102
84	BYU-Hawaii	89
90	Saint Martin's	93
51	Seattle Pacific	60
111	Western Oregon	87
82	Humboldt State	73
91	Chaminade	101
91	Hawaii Hilo	98
71	Alaska- Fairbanks	98
91	Alaska- Anchorage	94
104	Rocky Mountain	103
103	Drury College	78
88	Missouri Western St.	102
134	Central Oklahoma	118
76	South Dakota	103
108	Dickinson State	77
93	Rocky Mountain	94
99	Western New Mexico	82
107	Regina University	85
104	Concordia (OR)	73
97	Lewis-Clark State	74
78	Metro State College	88
100	Albertson College	103
78	Florida Southern	108
104	Queens College	88
73	Washburn University	111

1996-1997
Overall: 22-6
Conference: 9-3
Coach: Craig Carse

MSUB		OPP.
78	Cal State Bakersfield	90
97	Alaska- Anchorage	67
97	Riverside	86
69	Seattle Pacific	87
107	Alaska- Anchorage	96
110	Alaska- Fairbanks	88
130	Western New Mexico	74
103	Alaska- Fairbanks	84
91	Alaska- Anchorage	93
107	Chaminade	106
101	Hawaii Hilo	112
118	Seattle Pacific	104
119	Rocky Mountain	101
100	Western New Mexico	71
96	Western Montana	63
121	Chaminade	66
125	Hawaii Hilo	80
132	Southern Oregon State	72
108	Northwest Nazarene	104
102	Northern Colorado	76
95	Northern Colorado	80
97	Rocky Mountain	91
95	Biola University	89
117	Willametter University	85
98	Southwest State	100
94	Colorado Christian	74
122	Carroll College	78
75	Fort Hays State	114

Year-by-Year Records

1995-1996
Overall: 20-8
Conference: 10-2
Coach: Craig Carse

MSUB		OPP.
103	Colorado Christian	87
80	UC Davis	89
111	Hawaii Hilo	110
96	Chaminade	68
60	Western New Mexico	78
91	Seattle Pacific	86
66	Seattle Pacific	81
84	Alaska- Anchorage	100
109	Alaska- Fairbanks	103
106	Alaska- Fairbanks	88
141	Alaska- Anchorage	114
92	Western New Mexico	70
100	Rocky Mountain	105
94	MSU Northern	91
115	Chaminade	80
114	Hawaii Hilo	97
90	Montana Tech	72
79	Oregon State	74
95	Southern Oregon	84
100	Metro State	100
78	Rocky Mountain	69
105	Metro State	80
77	South Dakota	76
85	MSU Northern	97
111	Western Montana	72

1993-1994
Overall: 16-11
Conference: 6-6
Coach: Gary Bays

MSUB		OPP.
75	Montana Tech	74
107	Colorado Springs	60
85	St. Cloud State	82
83	Rocky Mountain	77
72	Montana State	108
89	Western Montana	81
96	Albertson College	65
57	Riverside	75
86	Colorado Springs	73
91	Alaska-Fairbanks	88
81	Hawaii Hilo	78
98	Chaminade	77
95	Carroll College	OT 89
67	Alaska-Fairbanks	98
72	Alaska- Anchorage	99
83	Northern Montana	85
100	Grand Canyon	90
95	Rocky Mountain	OT 88
60	Seattle Pacific	82
80	Hawaii Hilo	95
103	Chaminade	113
106	Alaska- Anchorage	2OT 102
112	Alaska Fairbanks	83
91	Carroll College	105
66	Grand Canyon	87
72	Seattle Pacific	64
83	Alaska- Anchorage	95

1991-1992
Overall: 9-20
Conference: 2-8
Coach: Gary Bays

MSUB		OPP.
64	Humboldt State	70
77	Southern Oregon	74
42	University of Utah	89
97	Western Montana	87
80	Carroll College	86
57	Northwest Missouri	69
89	Missouri Western	108
94	Montana Tech	63
79	Metropolitan State	66
54	Colorado University	65
46	Montana Tech	63
78	Whitman College	53
75	Chico State	69
58	Riverside	72
94	Northern Montana	103
60	Western Montana	74
69	Rocky Mountain	70
79	Chaminade	78
75	Seattle Pacific	89
93	Rocky Mountain	83
87	Alaska- Fairbanks	97
76	Alaska-Anchorage	94
69	Grand Canyon	90
74	Northern Montana	88
74	Seattle Pacific	113
94	Chaminade	115
76	Alaska-Anchorage	73
80	Alaska- Fairbanks	84
79	Grand Canyon	96

1994-1995
Overall: 5-21
Conference: 2-10
Coach: Gary Bays

MSUB		OPP.
102	Jacksonville St.	104
90	Missouri-St. Louis	92
77	Cameron	79
108	Grand Canyon	84
110	Central Oklahoma	106
85	Western Montana	96
61	Southern Colorado	77
80	Western State	89
85	Rocky Mountain	104
66	MSU-Bozeman	108
67	South Dakota State	72
76	MSU-Northern	77
75	Hawaii-Hilo	94
72	Chaminade	94
87	Fairbanks	85
78	Anchorage	97
88	Seattle Pacific	99
86	Western New Mexico	98
100	Western Montana	94
77	Rocky Mountain	90
77	Hawaii- Hilo	75
74	Chaminade	76
67	Anchorage	91
90	Fairbanks	102
69	Seattle Pacific	87
54	Western New Mexico	64

1992-1993
Overall: 11-18
Conference: 4-6
Coach: Gary Bays

MSUB		OPP.
90	Northern Montana	93
96	Western Montana	83
75	Colorado State	87
74	Metropolitan State	68
77	Rocky Mountain	63
80	Angelo State	74
75	Chico State	OT 78
93	Montana Tech	60
88	Northern Montana	92
62	Univ. North Dakota	97
77	North Dakota State	80
47	Univ. Montana	95
63	Hawaii Hilo	86
74	Chaminade	78
82	Seattle Pacific	87
82	Alaska-Fairbanks	78
62	Alaska- Anchorage	82
77	Rocky Mountain	73
77	Grand Canyon	83
77	Western Montana	86
76	Carroll College	75
75	Hawaii Hilo	79
88	Chaminade	75
81	Seattle Pacific	74
74	Alaska- Anchorage	79
92	Alaska- Fairbanks	111
61	Grand Canyon	94
52	Southern Utah	95
64	Alaska-Anchorage	65

1990-1991
Overall: 22-8
Conference: 4-4
Coach: Ernie Wheeler

MSUB		OPP.
51	Humboldt State	OT 57
68	BYU Hawaii	60
65	Northern Montana	54
69	Willamette	51
70	Notre Dame	53
53	Notre Dame	42
82	Rocky Mountain	69
77	Western State	53
83	Western State	68
70	Denver	60
75	Metropolitan State	79
79	Chico State	52
70	Chico State	61
68	Colorado Springs	53
74	Colorado Springs	58
59	NW Missouri	64
68	MO Rolla	74
85	Carroll College	OT 82
66	Metropolitan State	OT 64
73	Alaska- Anchorage	71
87	Alaska- Fairbanks	83
76	Carroll College	65
79	Grand Canyon	60
65	Seattle Pacific	OT 68
90	Rocky Mountain	72
63	Northern Mountain	61
84	Alaska- Fairbanks	91
75	Alaska- Anchorage	OT 82
76	Seattle Pacific	62
61	Grand Canyon	79

Year-by-Year Records

1989-1990
Overall: 20-9
Conference: 5-5
Coach: Ernie Wheeler

MSUB	OPP.
99 Northern Montana	63
81 Central Oklahoma	OT 88
64 Central Oklahoma	46
89 Eastern New Mexico	2OT 84
73 Eastern New Mexico	59
76 California Lutheran	52
85 California Lutheran	62
78 Notre Dame	48
57 Notre Dame	42
59 Humboldt State	46
61 Humboldt State	54
60 Northern Montana	50
68 Rocky Mountain	62
73 Sacramento State	70
53 Seattle Pacific	64
79 Rocky Mountain	85
51 Metropolitan State	52
78 Alaska- Fairbanks	64
64 Alaska- Anchorage	71
70 Chaminade	50
79 Chaminade	60
109 Seattle Pacific	83
103 Sacramento State	87
84 Alaska- Anchorage	100
85 Alaska- Fairbanks	75
62 Metropolitan State	104

1987-1988
Overall: 16-12
Conference: 4-6
Coach: Pat Douglass

MSBU	OPP.
88 Northern Montana	69
73 Carroll College	68
71 Western Montana	65
87 Rocky Mountain	69
63 Univ. Montana	67
67 Fresno State Univ.	80
89 California: Chico	81
78 Montana Tech	62
61 Montana Tech	74
50 Western Montana	63
79 Humboldt State	74
86 Humboldt State	64
54 Sonoma State	37
76 Northern Montana	86
74 Alaska: Fairbanks	80
60 Alaska: Anchorage	75
56 Metropolitan State	69
60 Southern Utah State	55
57 Seattle Pacific	56
67 Puget Sound	75
79 Rocky Mountain	71
93 Carroll College	78
89 Alaska: Anchorage	69
95 Alaska: Fairbanks	86
77 Southern Utah State	75
81 Metropolitan State	70
71 Puget State	80
67 Seattle Pacific	79

1985-1986
Overall: 22-8
Conference: 6-2
Coach: Pat Douglass

MSUB	OPP.
98 Western Montana	70
99 Carroll College	76
68 Univ. Lethbridge	49
80 Doane College	67
72 Montana State	69
106 Rocky Mountain	84
67 Northern Colorado	64
91 Carroll College	72
82 North Dakota State	74
69 Midwestern State	66
61 Univ. North Dakota	52
57 Univ. Montana	63
70 Western Montana	65
66 Northern Montana	54
56 Metropolitan State	60
66 Puget Sound	55
58 Puget Sound	62
71 Seattle Pacific	61
73 Alaska- Fairbanks	60
69 Alaska- Fairbanks	62
63 Alaska- Anchorage	70
61 Alaska- Anchorage	63
74 Alaska- Anchorage	79
91 Alaska- Fairbanks	66
74 Seattle Pacific	66
67 Seattle Pacific	83
58 Puget Sound	57
72 Metropolitan State	61
73 Metropolitan State	55

North Central NCAA II Region Tournament

67 St. Cloud State Univ.	76
86 Augustana College	61

1988-1989
Overall: 18-10
Conference: 6-6
Coach: Ernie Wheeler

MSUB	OPP.
59 Western Montana	52
64 Rocky Mountain	61
70 Notre Dame	52
59 Notre Dame	42
67 Humboldt State	OT 62
60 Sonoma State	64
88 Florida Atlantic	68
103 Florida Atlantic	69
90 Chico State	63
71 Chico State	68
65 California Davis	77
74 California Davis	59
74 California Lutheran	55
86 California Lutheran	58
63 Rocky Mountain	70
69 California Sacramento	89
69 Western Montana	75
65 Metropolitan State	59
63 Puget Sound	60
64 Seattle Pacific	77
77 Alaska: Fairbanks	68
81 Alaska: Anchorage	72
67 Metropolitan State	92
60 Alaska: Anchorage	75
59 Alaska: Fairbanks	76
58 California Sacramento	63
88 Seattle Pacific	82
54 Puget Sound	46

1986-1987
Overall: 24-7
Conference: 9-1
Coach: Pat Douglass

MSUB	OPP.
85 Montana Tech	77
86 Carroll College	72
85 Northern Colorado	69
88 Western Montana	62
75 Northern Montana	62
73 Carroll College	64
71 Univ. North Dakota	58
94 Rocky Mountain	57
80 Montana State	90
71 Western Montana	81
82 Montana Tech	64
58 North Dakota State	59
74 Poly-Ponoma	65
55 Boise State Univ.	78
87 Sacred Heart	82
73 Wright State	76
74 Seattle Pacific	73
60 Puget Sound	85
117 Alaska- Fairbanks	66
90 Alaska- Anchorage	74
64 Metropolitan State	52
95 Northern Montana	75
85 Puget Sound	70
96 Seattle Pacific	59
76 Alaska- Anchorage	65
80 Alaska- Fairbanks	67
80 Metropolitan State	57
NCAA II West Region Tournament	
78 California State: Hayward	54
79 Alaska- Anchorage	73
NCAA II Quarter Finals	
75 Florida Southern	62
NCAA II Semi Finals	
55 Springfield Gannon	61

1984-1985
Overall: 23-7
Conference: 7-1 (1st)
Coach: Pat Douglass

MSUB	OPP.
69 Rocky Mountain	71
90 Northern Montana	63
71 Western Montana	68
55 Great Falls	51
50 Carroll College	46
73 Wisconsin: Stout	67
58 Univ. Montana	72
69 Denver Univ.	59
60 Montana State	58
80 Carroll College	52
80 St. Martin's College	54
57 Northern Montana	50
88 Notre Dame	49
75 Univ. Illinois Chicago	58
49 Washington State	71
87 Dickinson State	74
57 Univ. Portland	80
74 Whitworth College	62
47 Puget Sound	49
81 Seattle Pacific	72
90 Alaska- Fairbanks	65
102 Alaska- Fairbanks	67
61 Whitworth College	55
78 Alaska- Anchorage	68
86 Puget Sound	78
97 Seattle Pacific	78
85 Alaska- Anchorage	82
80 Alaska- Fairbanks	63

NCAA Western Regionals

59 California: Northridge	70
78 Norfolk State	90

Year-by-Year Records

1983-1984
Overall: 16-14
Conference: 4-4
Coach: Pat Douglass

MSUB		OPP.
77	Western Montana	71
75	Northern Montana	61
78	Wisconsin: Superior	63
57	Univ. North Dakota	82
81	Moorhead State Univ.	62
67	Univ. of Idaho	75
41	Western Montana	40
57	Carroll College	68
83	Dickinson State	51
69	Stanford Univ.	80
71	West Texas State	90
66	Eastern Illinois State	73
83	Brown Univ.	68
71	Carroll College	61
94	Northwest Nazarene	87
51	Univ. of Denver	56
62	Regis College	63
77	Mary College	65
57	Seattle Pacific OT	59
84	Puget Sound	77
89	Alaska- Anchorage	77
74	Alaska- Fairbanks	66
75	Rocky Mountain	82
59	Alaska- Fairbanks	75
66	Alaska- Anchorage	79
82	Rocky Mountain	69
80	Northern Montana	77
54	Whitworth College	73
71	Seattle Pacific	69
56	Puget Sound	84

1982-1983
Overall: 15-12
Conference: 4-6
Coach: Pat Douglas

MSUB		OPP.
59	Northern Montana	55
74	St. Mary's College	39
65	Rocky Mountain	44
71	Southern Univ. of LA	55
71	North Dakota Univ.	65
83	South Dakota State	74
53	Northern Montana	70
46	Carroll College	48
51	Washington State	80
70	Augsburg State MN	57
52	Colorado State Univ.	54
73	California: Irvine	89
70	Carroll College	55
81	Southwest Minnesota	69
67	Eastern Washington	81
62	Seattle Pacific	97
49	Puget Sound	65
58	St. Martin's of WA	66
51	Alaska- Fairbanks	53
62	Alaska- Anchorage	57
68	Western Montana	53
52	Eastern Washington	55
67	Rocky Mountain	57
93	Puget Sound	79
89	Seattle Pacific	73
61	Alaska- Anchorage	56
61	Alaska- Fairbanks	68

1981-1982
Overall: 19-10
Coach: Pat Douglass

MSUB		OPP.
62	Western Montana	55
62	Northern Montana	57
56	Wisconsin: Stout	51
66	Iowa State Univ.	55
37	South Dakota State	48
48	Univ. Portland	61
79	Great Falls OT	73
88	Carroll College	85
51	Washington State 3OT	48
88	Alaska- Fairbanks	52
53	Alaska- Anchorage	66
60	St. Francis of NY	47
53	San Jose State	54
67	Northern Montana	56
78	Seattle Pacific	53
57	Puget Sound	51
61	Rocky Mountain	46
61	Eastern Washington	74
64	Seattle Pacific	71
60	Puget Sound	70
45	Great Falls	47
57	Western Montana	50
91	Carroll College	62
68	Rocky Mountain	57
81	Alaska- Fairbanks	55
75	Alaska- Anchorage	62
70	Eastern Washington	58
NCAA II North Central Region		
54	Univ. North Dakota	59
70	Lewis Univ. of IL	76

1980-1981
Overall: 21-7
Coach: Dick Edwards

MSUB		OPP.
80	Augsburg College	82
94	St. Cloud State	66
70	Washington State Univ.	78
72	Northern Montana	61
66	Univ. of Portland	71
78	California: Chico State	66
73	Eastern Washington Univ.	63
73	California: Hayward	61
69	Univ. of the Pacific	103
88	California: Sacramento	71
44	Univ. of Montana	58
39	Texas A & M	38
53	Western Montana	40
74	Eastern Washington	65
70	Rocky Mountain	57
89	Carroll College	69
102	Northern Montana	79
74	Great Falls	66
85	Western Montana	62
86	Seattle Pacific	73
62	Puget Sound	55
82	Carroll College	66
63	Rocky Mountain	61
75	Great Falls	87
79	Seattle Pacific	75
64	Puget Sound	72
NCAA II West District Tournament		
52	CA: Dominguez Hills	61
54	CA: Chico State	49

1979-1980
Overall: 23-8
Conference: 12-0
Coach: Dick Edwards

MSUB		OPP.
66	Wisconsin: Stout	46
86	Western Washington	85
36	Marquette Univ.	75
63	Univ. Colorado	83
76	Bethel College	63
94	Concordia College	57
88	Puget Sound	69
83	Mary College	74
60	Jamestown College	77
65	Memphis State	96
73	Univ. of Iowa	76
92	Carroll of Wisconsin	79
55	Washington State Univ.	84
70	Eastern Washington	68
73	Western Montana	58
84	Montana Tech	61
91	Rocky Mountain	67
68	Carroll College	59
62	Northern Montana	60
84	Great Falls	78
61	Western Montana	49
76	Montana Tech	56
64	Carroll College	52
63	Puget Sound	92
66	Northern Montana	60
86	Great Falls	78
99	Rocky Mountain	78
91	Carroll College	65
75	Great Falls	70
NAIA District #2 Tournament		
106	Valley City State	77
59	Huron State	60

1978-1979
Overall: 19-10
Conference: 11-1 (1st Place)
Coach: Dick Edwards

MSUB		OPP.
66	Wisconsin: Stout	53
84	Eastern Washington	65
71	Alaska- Anchorage	64
53	CA: Fullerton	98
65	Portland State OT	66
76	BYU Hawaii	77
81	BYU Hawaii	73
66	Chaminade	78
89	Hawaii Hilo	70
75	Hawaii Hilo	70
55	Seattle Pacific	50
79	Alaska- Anchorage	88
80	Alaska- Anchorage	86
56	Puget Sound	102
76	Great Falls	66
76	Northern Montana	66
93	Montana Tech	59
102	Rocky Mountain	75
57	Western Montana	80
50	Carroll College	47
58	Puget Sound	85
64	Western Montana	59
75	Great Falls OT	72
95	Montana Tech	59
97	Rocky Mountain OT	95
97	Northern Montana	57
69	Carroll College OT	61
Frontier Playoffs		
83	Northern Montana	65
66	Western Montana	67

Year-by-Year Records

1977-1978
Overall: 22-10
Conference: 11-1 (1st)
Coach: Elden Kamla

MSUB	OPP.
84 Dickinson State	81
92 Alaska- Anchorage	91
63 East Tennessee	72
76 Univ. Tennessee	92
70 Washington State	96
69 Univ. Idaho	79
81 Univ. Wyoming	105
83 Azusa Pacific	77
80 Montana State	77
67 North Carolina: Charlotte	65
71 Great Falls	55
88 Alaska- Anchorage	103
103 Alaska- Anchorage	113
80 Puget Sound	108
83 Montana Tech	81
78 Rocky Mountain	76
80 Carroll College	66
62 Northern Colorado	53
78 Northern Montana	59
83 Great Falls	79
86 Western Montana	72
93 Montana Tech	83
85 Rocky Mountain	97
90 Carroll College	76
82 Northern Montana	76
95 Western Montana	79
89 Western Baptist	62
Frontier Playoffs	
87 Northern Montana	70
96 Rocky Mountain	91
NAIA District #12	
110 Dickinson State	79
73 Mount Marty	70
NAIA National Tournament	
67 Ouachita Baptist (ARK)	76

1976-1977
Overall: 15-13
Conference: 8-4 (tied 2nd)
Coach: Elden Kamla

MSUB	OPP.
97 Dickinson State	83
52 Eastern Washington	81
87 Black Hills	62
56 Montana State	101
60 Portland State	88
69 St. Josephs (IN)	92
63 Univ. Montana	84
45 Univ. Wyoming	82
73 Fresno State	71
66 Black Hills	59
70 Western Montana	62
76 Montana Tech	77
68 Denver Univ.	84
95 Great Falls	93
83 Portland State	86
62 Rocky Mountain	79
75 Northern Montana	105
74 Northern Colorado	105
70 Great Falls	71
79 Carroll College	77
81 Redlands Univ.	66
82 Northern Montana	81
91 Rocky Mountain	76
65 Carroll College	62
78 Montana Tech	60
67 Western Montana	64
Frontier Playoffs	
72 Great Falls	71
81 Carroll College	72

1975-1976
Overall: 20-10
Conference: 11-1 (1st)
Coach: Mike Harkins

MSUB	OPP.
77 Boise State	98
77 Idaho State	94
49 Wisconsin: Stout	52
93 Black Hills	76
90 Eastern Washington	84
65 Univ. North Dakota	73
66 Augustana	74
64 Eastern Michigan	93
69 Univ. of Toledo	80
81 Montana State	62
98 St. John's Univ.	90
81 Macalester	85
84 Black Hills	79
55 Western Montana	62
89 Montana Tech	84
91 Great Falls	68
96 Northern Montana	82
109 Rocky Mountain	93
80 Great Falls	57
79 Carroll College	72
70 Northern Montana	67
85 Rocky Mountain	75
83 Carroll College	66
112 Montana Tech	72
77 Western Montana	74
Frontier Playoffs	
95 Great Falls	81
84 Western Montana	73
NAIA District #12	
86 Black Hills	68
97 Valley City	68
NAIA National Tournament	
76 Marymount College	93

1974-1975
Overall: 20-8
Conference: 13-2 (1st)
Coach: Mike Harkins

MSUB	OPP.
76 Huron College	67
68 Great Falls	62
75 Eastern Washington	OT 79
97 Wisconsin: Stout	71
64 Montana State	78
62 Univ. of Akron	63
63 Northern State (SD)	70
61 Huron College	60
81 Great Falls	92
75 Rocky Mountain	70
85 Montana Tech	62
100 Montana Tech	70
63 Carroll College	86
91 Carroll College	68
92 Rocky Mountain	59
75 Northern Montana	52
83 Western Montana	74
88 Carroll College	82
85 Montana Tech	80
92 Rocky Mountain	72
95 Northern Montana	71
86 Northern Montana	73
74 Western Montana	66
69 Western Montana	73
69 Boise State	67
NAIA District #12	
76 Northern State (SD)	66
91 Great Falls	71
NAIA National Tournament	
75 Winston-Salem	82

1973-1974
Overall: 17-9
Conference: 11-4
Coach: Mike Harkins

MSUB	OPP.
87 Univ. South Dakota	70
79 Great Falls	82
77 Eastern Washington	76
97 Dickinson State	95
115 Dickinson State	79
74 Northern State SD	72
72 Huron College	80
87 Rocky Mountain	85
87 Montana Tech	78
76 Montana Tech	57
93 Carroll College	89
82 Carroll College	81
73 Univ. North Dakota	80
72 Rocky Mountain	73
73 Montana State	86
102 Northern Montana	75
76 Western Montana	103
90 Carroll College	109
80 Montana Tech	65
80 Rocky Mountain	71
86 Northern Montana	80
65 Northern Montana	58
92 Great Falls	77
69 Western Montana	67
75 Western Montana	78
NAIA District #12	
83 Dakota Wesleyan	85

1972-1973
Overall: 22-10
Conference: 12-3 (1st)
Coach: Mike Harkins

MSUB	OPP.
82 South Dakota	103
86 Westminster	80
72 Western Washington	78
88 Eastern Washington	98
90 Boise State	89
100 Dickinson State	83
111 Dickinson State	87
72 Youngstown	70
74 Univ. Akron	2OT 81
94 Gannon	113
88 Univ. of MO: St. Louis	85
94 Black Hills State	85
88 Rocky Mountain	OT 82
90 Montana Tech	72
66 Montana Tech	54
91 Carroll College	85
89 Carroll College	84
75 Rocky Mountain	77
82 Northern Montana	80
100 Western Montana	92
98 Carroll College	76
78 Montana Tech	72
88 Rocky Mountain	81
97 Northern Montana	87
112 Northern Montana	77
86 Western Montana	111
89 Western Montana	91
NAIA District #5	
89 Western Montana	91
91 Western Montana	83
77 Western Montana	76
NAIA District #5 & #9 Playoff	
98 Alaska- Fairbanks	91
NAIA National Tournament	
107 Maryland- Eastern Shore	114

Year-by-Year Records

1971-1972
Overall: 19-6
Conference: 10-2
Coach: Mike Harkins

MSUB		OPP.
115	Montana Tech	104
85	Western Montana	66
105	Westminster	84
78	Boise	81
56	Western Washington	70
124	Eastern Washington	93
99	Univ. South Dakota	83
74	Boise	70
91	Dickinson State	100
109	Dickinson State	71
86	Great Falls	75
104	Montana Tech	85
98	Rocky Mountain	85
85	Western Montana	77
82	Montana Tech	79
103	Northern Montana	69
81	Great Falls	87
94	Rocky Mountain	99
91	Western Montana	88
102	Northern Montana	89
100	Carroll College	79
108	Carroll College	80
	NAIA District	
86	Great Falls	70
107	Great Falls	77
	NAIA National Tournament	
94	Gaddner Webb	109

1970-1971
Overall: 20-11
Conference: 9-2 (1st)
Coach: Mike Harkins

MSUB		OPP.
95	Dickinson State	75
87	Dickinson State	62
90	Carroll College	65
104	Rocky Mountain	84
91	Western Montana	70
89	Boise State	96
109	Alaska Methodist	78
83	South Dakota Univ.	89
71	South Dakota State	82
78	Westminster	80
94	Portland State	121
81	Cleveland State Univ.	90
83	Rocky Mountain	71
70	Great Falls	75
75	Eastern New Mexico	99
84	Rocky Mountain	78
76	Westminster	58
77	Great Falls	78
104	Montana Tech	65
112	Northern Montana	69
83	Western Montana	75
101	Boise State	99
83	Western Montana	75
78	Montana Tech	OT 75
97	Rocky Mountain	78
69	Carroll College	75
91	Carroll College	81
103	Northern Montana	80
	NAIA District #5	
58	Great Falls	56
87	Great Falls	88
79	Great Falls	103

1969-1970
Overall: 20-10
Conference: 10-2
Coach: Mike Harkins

MSUB		OPP.
96	Dickinson State	81
80	Dickinson State	68
98	Western Montana	101
107	Montana Tech	67
96	Westminster	75
87	Hiram Scott	97
80	Boise State	71
103	Westminster	77
84	Bemidji State	64
81	Cleveland State Univ.	91
71	Univ. of Akron	96
76	Youngstown State Univ.	90
92	Gannon College	96
85	Boise State	100
103	Montana Tech	87
118	Rocky Mountain	98
114	Northern Montana	92
106	Hiram Scott	74
94	Western Montana	92
94	Montana Tech	82
90	Great Falls	86
109	Western Montana	93
88	Great Falls	93
105	Rocky Mountain	96
88	Northern Montana	90
114	Carroll College	93
116	Carroll College	94
	NAIA District #5	
103	Great Falls	95
97	Great Falls	84
	NAIA National Tournament	
81	Wisconsin: Eau Claire	88

1968-1969
Overall: 12-12
Conference: 5-5
Coach: Mike Harkins

MSUB		OPP.
92	Dickinson State	54
76	Dickinson State	73
75	Chico State	67
106	Westminster	90
88	Westminster	112
84	Portland Univ.	105
103	Rocky Mountain	83
76	Univ. New Mexico	70
66	Seattle Pacific	80
89	Seattle Pacific	110
73	Rocky Mountain	71
64	Gonzaga	80
94	Eastern Washington	124
74	Northern Montana	85
74	Western Montana	77
100	Portland State	88
110	Montana Tech	58
73	Univ. North Dakota	106
66	Western Montana	92
80	Montana Tech	59
76	Rocky Mountain	71
94	Carroll College	111
112	Carroll College	93
87	Northern Montana	116

1967-1968
Overall: 20-9
Conference: 9-1 (1st)
Coach: Mike Harkins

MSUB		OPP.
77	Dickinson State	105
81	Dickinson State	92
70	Eastern Washington	64
62	Whitworth	90
72	Northern Montana	69
73	Augustana SD	75
96	Westminster	76
87	Northern Arizona	75
103	Lakeland College WI	89
82	Sioux Falls College	85
85	Southern Colorado	122
112	Carroll College	95
83	Montana Tech	64
93	Seattle Pacific	89
97	Seattle Pacific	96
80	Rocky Mountain	59
76	Northern Montana	74
78	Western Montana	88
97	Montana Tech	70
78	Western Montana	71
85	Northern Montana	84
79	Carroll College	70
98	Rocky Mountain	76
77	Carroll College	66
107	Westminster	112
	NAIA District #5	
85	Western Montana	81
75	Western Montana	68
	NAIA National Tournament	
83	Wayne State NE	70
75	Oshkosh WI	82

1966-1967
Overall: 14-17 Conference: 7-3
Coach: Mike Harkins

MSUB		OPP.
70	Dickinson State	75
88	Dickinson State	80
63	Northern Arizona	76
59	Air Force Academy	86
65	Weber State	102
69	Weber State	76
68	Westminster	72
77	Gonzaga	93
56	Whitworth	79
53	Pan American College	69
68	Univ. San Diego	67
80	Southern Colorado	81
80	Westminster	88
61	Univ. San Diego	55
76	Seattle Pacific	70
76	Seattle Pacific	104
73	Southern Colorado	80
82	Rocky Mountain OT	83
79	Western Montana	70
85	Montana Tech	62
88	Western Montana	58
91	Northern Montana	66
95	Montana Tech	68
87	Rocky Mountain	71
71	Carroll College	79
84	Northern Montana	79
90	Carroll College 1	08
	Frontier Playoff	
100	Rocky Mountain	88
	NAIA District #5	
86	Carroll College	66
88	Carroll College	82
	NAIA National Tournament	
62	Southern Arkansas State	75

Year-by-Year Records

1965-1966
Overall: 15-13
Conference: 8-2 (2nd)
Coach: Mike Harkins

MSUB	OPP.
70	Dickinson State 80
68	Dickinson State 70
93	Westminster 97
76	Weber State 88
85	Idaho State College 89
47	Gonzaga 73
46	Gonzaga 64
60	Univ. San Diego 69
69	Carroll College 72
50	Univ. San Diego 45
70	Seattle Pacific 63
67	Seattle Pacific 63
56	Southern Colorado 70
81	Montana Tech 49
71	Rocky Mountain OT 66
80	Northern Montana 59
77	Portland Univ. 74
81	Idaho State Univ. 69
70	Western Montana 65
77	Montana Tech 53
60	Pan American College 46
76	Westminster 66
82	Rocky Mountain OT 81
61	Western Montana 51
68	Northern Montana 81
59	Carroll College 61
52	Carroll College 46
MCC Playoff	
70	Carroll College 73

1964-1965
Overall: 17-12
Conference: 10-0 (1st)
Coach: Mike Harkins

MSUB	OPP.
89	Dickinson State 75
100	Dickinson State 67
81	Weber State 99
71	Idaho State 79
76	Westminster 98
63	Gonzaga 75
79	Augsburg 70
63	Montana State 77
74	Mankato State 64
57	Seattle Pacific 79
58	Seattle Pacific 74
55	Western Washington 72
96	Carroll College 62
64	Montana Tech 48
80	Weber State 85
82	Rocky Mountain 77
82	Idaho State 88
83	Western Montana 43
95	Northern Montana 78
84	Montana Tech 62
59	Western Montana 51
82	Westminster 76
82	Rocky Mountain 75
91	Northern Montana 79
63	Carroll College 55
NAIA District #5	
108	Northwest Nazarene ID 84
74	College of Idaho 64
NAIA National Tournament	
63	Central Washington 61
86	Southern Louisiana 97

1963-1964
Overall: 18-8
Conference: 10-0 (1st)
Coach: Mike Harkins

MSUB	OPP.
71	Dickinson State 58
82	Dickinson State 53
73	Gonzaga 69
70	Gonzaga 103
63	Weber State 79
77	Weber State 88
89	St. Thomas MN 83
78	Westminster 84
87	Northern Montana 54
90	Rocky Mountain 82
108	Montana Tech 42
82	Westminster 85
77	Idaho State 73
42	Univ. New Mexico 88
63	Carroll College 60
81	Northern Montana 65
78	Rocky Mountain 66
78	Western Montana 68
71	Western Montana 63
85	Montana Tech 65
64	Carroll College 53
68	Idaho State 80
NAIA District #5	
71	Carroll College 55
68	Rocky Mountain 61
NAIA National Tournament	
70	Rockhurst College MO 77

1962-1963
Overall: 19-6
Conference: 10-0 (1st)
Coach: Mike Harkins

MSUB	OPP.
96	Minot State 68
67	Idaho State 81
79	Idaho State 87
97	Dickinson State 67
92	Dickinson State 59
80	Westminster 60
69	Westminster 40
58	Gonzaga 59
68	San Francisco State 55
72	Seattle Pacific 58
90	Rocky Mountain 52
70	Carroll College 69
86	Western Montana 62
79	Weber State 89
69	Weber State 96
91	Montana Tech 47
77	Western Montana 65
81	Montana Tech 50
85	Rocky Mountain 56
82	Northern Montana 61
88	Carroll College 82
98	Northern Montana 78
NAIA District #5	
85	Northwest Nazarene 61
94	Northwest Nazarene 65
NAIA National Tournament	
61	Western California 64

1961-1962
Overall: 19-9
Conference: 9-1 (1st)
Coach: Mike Harkins

MSUB	OPP.
90	Northwest Community 60
85	Dickinson State 68
82	Dickinson State 81
68	Univ. Wyoming 72
62	Montana 101
77	Sheridan JC 69
79	Western Montana 85
74	Northern Montana 67
82	Casper JC 48
102	Casper JC 68
84	Northwest Community 52
83	Rocky Mountain 61
86	Northern Montana 61
93	Montana Tech 51
73	Westminster 83
74	Westminster 81
23	Idaho State Univ. 24
69	Idaho State Univ. 59
52	Northern Montana 48
84	Carroll College 78
77	Western Montana 58
67	Rocky Mountain 54
85	Western Montana OT 91
86	Montana Tech 49
71	Carroll College 39
NAIA District #5	
54	College of Idaho 56
56	College of Idaho 50
56	College of Idaho 79

1960-1961
Overall: 16-5
Conference: 7-3 (2nd)
Coach: Mike Harkins

MSUB	OPP.
83	Northwest Community 57
89	Northwest Community 74
89	Dickinson State 82
81	Dickinson State 87
62	Casper JC 77
77	Casper JC 71
94	Carroll College 93
81	Western Montana 73
82	Rocky Mountain OT 84
93	Carroll College 76
91	Western Montana 87
107	Westminster 66
81	Westminster 80
73	Univ. CA: Davis 72
77	Montana Tech 60
75	Western Montana 89
120	Montana Tech 67
90	Rocky Mountain 76
86	Northern Montana 96
79	Carroll College 78
76	Northern Montana 75

Year-by-Year Records

1959-1960
Overall: 12-13
Conference: 7-3 (3rd)
Coach: Allen Felder

MSUB		OPP.
65	Western Montana	78
49	Northwest Nazarene	56
72	Northwest Nazarene	76
87	Ricks College	81
63	Dickinson State	74
71	Dickinson State	74
58	Casper JC	63
68	Casper JC	53
58	Western Montana	70
76	Univ. Saskatchewan	64
79	Rocky Mountain	61
72	Northwest Community	62
77	Northwest Community	58
82	Northern Montana	77
74	Rocky Mountain	76
77	Montana Tech	58
53	Westminster	96
60	Westminster	77
64	Regis College	82
50	Northern Montana	58
73	Carroll College	66
66	Western Montana	65
71	Western Montana	78
62	Montana Tech	59
84	Carroll College	74

1957-1958
Overall: 5-16
Conference: 3-9
Coach: Allen Feldner

MSUB		OPP.
60	Chadron	70
68	Chadron	87
63	Dickinson State	73
67	Dickinson State	75
66	Powell	63
59	Casper	65
81	Carroll College	92
62	Rocky Mountain	69
71	Carroll College	74
53	Northern Montana	65
65	Powell	56
72	Colorado Mines	62
60	Rocky Mountain	62
66	Northern Montana	72
69	Casper	72
81	Western Montana	84
68	Colorado Mines	51
70	Western Montana	74
80	Westminster	82
59	Westminster	77
79	Carroll College	76

1955-1956
Overall: 10-10
Conference: 6-4 (tied 3rd)
Coach: Harold Alterowitz

MSUB		OPP.
75	Northwest Community	66
81	Casper Junior College	69
94	Northwest Community	65
50	Dickinson State	63
65	Dickinson State	61
58	Casper Junior College	70
68	Rocky Mountain	75
74	Carroll College	78
62	Ricks College	73
56	Ricks College	81
77	Montana Mines	42
76	Northern Montana	55
70	Carroll College	81
86	Northern Montana	67
89	Rocky Mountain	107
86	Carroll College	83
87	Western Montana	85
73	Montana Mines	51
70	Western Montana	86
77	Rocky Mountain	94

1956-1957
Overall: 9-15
Conference: 6-4 (3rd)
Coach: Harold Alterowitz

MSUB		OPP.
63	Dickinson State	55
57	Northwest Community	83
53	Dickinson State	50
69	Chadron	84
68	Chadron	79
63	Northwest Community	65
75	Casper Junior College	67
61	Casper Junior College	74
65	Colorado College	56
56	Rocky Mountain	77
60	Rocky Mountain	61
79	Montana Tech	56
74	Western Montana	70
68	Western Montana	65
71	Rocky Mountain	81
71	Northern Montana	51
61	Northern Montana	64
70	Carroll College	68
98	Montana Tech	65
63	Westminster	73
65	Westminster	82
80	Carroll College	82

NAIA District #5 Tournament

64	Western Montana	67
63	Rocky Mountain	78

1954-1955
Overall: 10-9
Conference: 5-5
Coach: Harold Alterowitz

MSUB		OPP.
73	Dickinson State	81
86	Dickinson State 2OT	90
69	Casper Junior College	62
88	Scottsbluff Junior College	68
78	Scottsbluff Junior College	86
83	Ricks College	80
72	Ricks College	92
86	Rocky Mountain	71
90	Montana Mines	75
91	Northern Montana	61
73	Northwest Community	63
86	Northwest Community	77
76	Carroll College	91
62	Western Montana	80
79	Montana Mines	72
72	Western Montana	79
69	Northern Montana	74
66	Carroll College	63
69	Rocky Mountain	86

1958-1959
Overall: 6-14
Conference: 4-6
Coach: Allen Feldner

MSUB		OPP.
59	Dickinson State	63
45	Dickinson State	64
62	Casper JC	58
58	Northern Montana	60
63	Carroll College	89
58	Northwest Community	59
61	Northwest Community	70
67	Rocky Mountain	73
73	Carroll College	65
73	Westminster	74
72	Westminster	76
83	Western Montana	78
66	Rocky Mountain	70
78	Casper JC	70
57	Montana Tech	66
82	Western Montana	95
91	Montana Tech	72
57	Northern Montana	58
69	Carroll College	78
77	Northern Montana	74

Year-by-Year Records

1953-1954
Overall: 8-14
Conference: 6-4 (tied 2nd)
Coach: Harold Alterowitz

MSUB		OPP.
56	Dickinson State	75
73	Sheridan JR. College	85
66	Dickinson State	96
74	Northwest Community	64
64	Northwest Community	66
86	Casper Junior College	88
60	Hiram Scott	79
68	Hiram Scott	73
66	Ricks College	67
69	Northwest Community	58
73	Rocky Mountain OT	76
79	Rocky Mountain	88
82	Montana Tech	79
71	Northern Montana	67
69	Northern Montana	66
71	Carroll College	104
76	Carroll College	97
76	Western Montana	68
87	Montana Tech OT	86
63	Western Montana	66
64	Rocky Mountain	63

1952-1953
Overall: 8-10
Conference: 2-8
Coach: Harold Alterowitz

MSUB		OPP.
82	Northwest Community	72
63	Dickinson State	66
64	Great Falls Air Base	58
70	Dickinson State	62
73	Western Montana	59
73	Northwest Community	59
59	Northwest Community	48
69	Rocky Mountain	76
67	Rocky Mountain	77
61	Montana Mines	53
52	Northwest Community	42
60	Great Falls Air Base	59
67	Northern Montana	42
68	Carroll College	83
90	Great Falls Air Base	64
58	Northern Montana	73
74	Carroll College	76
58	Montana Mines	61
54	Western Montana	62
61	Western Montana	70
55	Rocky Mountain	58

1951-1952
Overall: 18-4
Conference: 7-3
Coach: Harold Alterowitz

MSUB		OPP.
59	Dickinson State	61
68	Dickinson State	54
67	Northwest Community	55
66	Dickinson State	65
53	Dickinson State	59
63	Northwest Community	59
65	Northwest Community	51
77	Northern WY JC	57
86	Northern WY JC	40
63	Northwest Community	56

82	Rocky Mountain	57
73	Univ. of Alberta	60
93	Univ. of Alberta	74
95	Montana Mines	70
97	Northern Montana	67
105	Northern Montana	78
00	Carroll College forfeit	02
79	Carroll College	60
69	Montana Mines	72
85	Western Montana	81
73	Western Montana	63
61	Rocky Mountain	74

1950-1951
Overall: 10-12
Conference: 7-8
Coach: Harold Alterowitz

MSUB		OPP.
48	Northeast Junior College	46
59	Dickinson State	68
53	Dickinson State	66
66	Dickinson State	58
73	Rocky Mountain	76
83	Montana Mines	60
71	Northern Montana 2OT	72
79	Northern Montana	57
72	Northern Montana	87
71	Carroll College	72
71	Carroll College	70
57	Rocky Mountain	46
69	Carroll College	50
73	Western Montana	81
68	Montana Mines	62
70	Montana Mines	62
67	Western Montana	69
73	Western Montana OT	74
57	Rocky Mountain	61

1949-1950
Overall: 10-14
Conference: 7-9
Coach: Harold Alterowitz

MSUB		OPP.
44	Dickinson State	57
45	Dickinson State	56
50	South Dakota Mines	46
51	Black Hills State	48
54	Northwest Community	78
64	Casper Junior College	65
49	South Dakota Mines	53
44	Black Hills State	61
48	Rocky Mountain	52
57	Montana Mines	46
54	Montana Mines	43
63	Northern Montana	48
65	Custer Junior College	68
49	Carroll College	53
47	Northern Montana	38
54	Northern Montana	48
67	Rocky Mountain	67
60	Carroll College	58
65	Carroll College	58
64	Montana Mines	74
50	Western Montana	69
56	Western Montana	79
51	Western Montana	50
77	Rocky Mountain	79

1948-1949
Overall: 3-21
Conference: 1-14
Coach: Harold Alterowitz

MSUB		OPP.
40	Black Hills State	64
51	North Dakota Normal	74
47	North Dakota Normal	51
55	South Dakota Mines	69
39	Rocky Mountain	50
67	Montana Mines	70
57	Northwest Community	72
55	Rocky Mountain	65
59	Univ. of Alberta OT	57
47	Northern Montana	67
54	Northern Montana	67
55	Northern Montana	70
57	Carroll College	82
53	Carroll College	75
66	Carroll College	79
54	Northwest Community	78
64	Custer Junior College	45
46	Western Montana	57
59	Montana Mines	64
52	Montana Mines	71
62	Western Montana	77
62	Western Montana	68
51	Rocky Mountain	48
52	Black Hills State	64

1947-1948
Overall: 6-19
Conference: 4-11
Coach: Oscar Bjorgum

MSUB		OPP.
33	South Dakota Mines	39
27	Black Hills State	51
54	South Dakota Mines	58
56	Black Hills State	71
42	Rocky Mountain	66
45	Montana Mines	43
42	Montana Mines	44
42	Rocky Mountain	72
61	Northern Montana	44
46	MT Normal	91
50	MT Normal	79
41	Montana Mines	51
52	Carroll College	51
52	Carroll College	56
56	Univ. Alberta	67
54	Univ. Alberta	90
54	Northern Montana	69
54	Northern Montana	84
66	Carroll College	73
56	Montana Normal	49
44	Rocky Mountain	51
60	Univ. Alberta	51
56	Univ. Alberta	51
38	ND State Teachers	38
44	ND State Teachers	69

Year-by-Year Records

1946-1947
Overall: 8-14
Conference: 5-9
Coach: Walt Zimmerman

MSUB		OPP.
45	Dickinson State	54
49	Spearfish State	43
43	Dawson Junior	60
35	Dickinson State	67
	South Dakota State	
60	Polytechnic	37
44	Montana Normal	39
51	Montana Normal	45
39	Polytechnic	31
36	Northern Montana	39
40	Northern Montana	44
35	Montana Normal	50
38	Montana Mines	67
37	Carroll College	40
52	Univ. Alberta	51
41	Northern Montana	46
46	Carroll College	58
57	Carroll College	58
44	Dawson Junior	42
62	Polytechnic	41
40	Univ. Alberta	44

1942-1943
Overall: 0-6
Coach: Oscar Bjorgum

MSUB		OPP.
23	Polytechnic	53
21	Polytechnic	58
23	Polytechnic	67
39	Dawson Junior	64
37	Polytechnic	67
30	Polytechnic	56

1941-1942
Overall: 0-19
Conference: 0-15
Coach: Oscar Bjorgum

MSUB		OPP.
	Dawson Junior	
	Dawson Junior	
21	Custer Junior	35
17	Polytechnic	55
25	Dawson Junior	42
13	Montana Normal	78
21	Polytechnic	51
30	Northern Montana	48
	Montana Mines	
17	Montana Normal	77
	Montana Normal	
18	Carroll College	51
28	Carroll College	58
28	Carroll College	49
23	Northern Montana	54
35	Northern Montana	51
26	Montana Mines	50
32	Montana Mines	74
30	Polytechnic	66

1940-1941
Overall: 3-16
Conference: 2-13
Coach: Oscar Bjorgum

MSUB		OPP.
27	Dawson Community	22
27	Custer Junior College	48
36	Dawson Community	39
32	Custer Junior College	41
17	Polytechnic	64
29	Montana Normal	56
32	Montana Normal	77
30	Montana Normal	54
36	Northern Montana	56
28	Montana Normal	41
36	Montana Mines	43
38	Montana Mines	39
24	Polytechnic	35
37	Carroll College	36
29	Northern Montana	71
26	Carroll College	51
38	Carroll College	35
27	Montana Mines	65
38	Polytechnic	58

1939-1940
Overall: 1-18
Conference: 1-14
Coach: Oscar Bjorgum

MSUB		OPP.
32	Spearfish Normal	47
25	Dickinson	67
29	Miles City Junior College	52
27	Polytechnic	51
20	Polytechnic	51
34	Miles City Junior College	41
29	Montana Normal	37
25	Northern Montana	48
28	MT School Mines	43
20	Montana Normal	58
29	Montana Normal	58
27	Carroll College	26
43	Carroll College	48
27	Northern Montana	34
25	Northern Montana	52
33	Carroll College	44
31	MT School Mines	59
17	MT School Mines	43
27	Polytechnic	48

1938-1939
Overall: 5-14
Conference: 4-11
Coach: Oscar Bjorgum

MSUB		OPP.
27	Dickinson State	46
25	Polytechnic	51
44	Ellendale Normal	43
37	Spearfish Normal	43
35	Dickinson State	69
27	Polytechnic	48
39	Montana Mines OT	42
45	Northern Montana	61
36	Montana Normal	37
35	Montana Mines	50
26	Montana Mines	62
31	Polytechnic	48

55	Carroll College	37
35	Carroll College	42
32	Carroll College	28
	Northern Montana	
62	Montana Normal	47
41	Montana Normal	40
32	Polytechnic	40

1937-1938
Overall: 0-15
Conference: 0-14
Coach: Oscar Bjorgum

MSUB		OPP.
38	Dickinson State	67
26	Polytechnic	27
25	Montana Mines	46
35	Montana Mines	47
34	Northern Montana	58
30	Montana Mines	49
36	Montana Normal	71
32	Montana Normal	57
48	Carroll College	63
31	Carroll College	44
43	Northern Montana	71
47	Northern Montana	61
29	Carroll College	73
34	Polytechnic	43
57	Montana Normal	77

1936-1937
Overall: 3-11
Conference: 3-11
Coach: Oscar Bjorgum

MSUB		OPP.
29	Lodge Grass	36
52	Lodge Grass	45
36	Polytechnic	46
30	Polytechnic	47
30	Montana Mines	50
27	Northern Montana	43
26	Montana Mines	29
36	Western Montana	44
46	Carroll College	31
40	Polytechnic	70
39	Carroll College	35
31	Northern Montana	46
39	Polytechnic	50
58	Western Montana	60

1935-1936
Overall: 1-11
Conference: 1-11
Coach: Oscar Bjorgum

MSUB		OPP.
28	Polytechnic	27
25	Carroll College	29
22	Montana	77
31	Western Montana	55
18	Northern Montana	21
36	Intermountain	51
32	Carroll College	42
31	Western Montana	59
32	Montana Mines	41
30	Northern Montana	37
32	Intermountain	50
22	Polytechnic	51

Year-by-Year Records

1934-1935
Overall: 1-10
Conference: 1-10
Coach: Oscar Bjorgum

MSUB		OPP.
15	Polytechnic	43
35	Montana Mines	39
35	Western Montana	45
19	Northern Montana	59
23	Intermountain	39
30	Montana Mines	36
29	Western Montana	61
30	Northern Montana	42
30	Intermountain	48
27	Polytechnic	42
**	Missing Game- WON	**

1933-1934
Overall: 2-10
Coach: Oscar Bjorgum

MSUB		OPP.
34	Dickinson Normal	48
35	Montana Univ.	59
60	Polytechnic	61
26	Montana Mines	60
20	Montana Mines	33
24	Western Montana	47
33	Intermountain	45
31	Northern Montana	35
15	Western Montana	40
31	Northern Montana	22
30	Intermountain	39
43	Polytechnic	42

1932-1933
Overall: 1-9
Coach: Oscar Bjorgum

MSUB		OPP.
44	Western Montana	41
35	Polytechnic	41
37	Montana Mines	46
39	Carroll College	46
30	Intermountain	55
33	Montana Mines	35
35	Western Montana	61
37	Gordon Ray Furriers	61
38	Intermountain	39
18	Polytechnic	39
27	Carroll College	47

1931-1932
Overall: 3-12
Coach: Oscar Bjorgum

MSUB		OPP.
40	Western Montana	33
18	Intermountain	43
	St. Charles	
	Montana Mines	
	Northern Montana	

	Northern Montana	
22	Montana Mines	60
27	Western Montana	54
32	St. Charles	33
18	Intermountain	48
48	Western Montana	59
26	Polytechnic	23
39	Polytechnic	29

1930-1931
Overall: 0-4
Coach: Oscar Bjorgum

MSUB		OPP.
25	Western Montana	
31	Northern Montana	38
	Intermountain	34
	Northern Montana	

1929-1930
Overall: 0-3
Coach: Oscar Bjorgum

MSUB		OPP.
27	Intermountain	
22	Western Montana	35
	Polytechnic	33

1928-1929
Overall: 0-5
Coach: Oscar Bjorgum

MSUB		OPP.
	Intermountain	
	Intermountain	
	Montana Mines	
	Montana Mines	
	Montana Normal	

1927-1928
Overall: 5-5
Coach: Oscar Bjorgum

MSUB		OPP.
38	National Guard	19
15	All Stars	41
22	Fromberg Independents	14
44	Sawyers	08
27	DeMolay	18
15	Keils	21
30	National Guard	06
12	All Stars	57
20	Keils	37
10	MT State Normal	45

All-Time Record vs. Opponents

Montana State University Billings Men's Basketball All-Time Scores 1927 - 2014

AL Jacksonville State

Games to date: 1; Overall record: 0-1; Neutral Court: 0-1

Nov. 18, 1994	102-104 (L)	AZ	Grand Canyon Tourney
---------------	-------------	----	----------------------

AK Alaska Anchorage

Games to date: 68; Overall record: 29-39; Home record: 22-9; Away: 5-29; Neutral, 2-1

Dec. 1, 1977	92-91 (W)	Home	
Jan. 9, 1978	88-103 (L)	There	
Jan. 10, 1978	103-113 (L)	There	
Dec. 13, 1978	71-64 (W)	Home	
Jan. 3, 1979	79-88 (L)	There	
Jan. 4, 1979	80-86 (L)	There	
Dec. 18, 1981	53-66 (L)	There	
Feb. 20, 1982	75-62 (W)	Home	
Jan. 29, 1983	62-57 (W)	Home	
Feb. 24, 1983	61-56 (W)	There	
Jan. 24, 1984	89-77 (W)	Home	
Feb. 4, 1984	66-79 (L)	There	
Feb. 18, 1985	78-68 (W)	Home	
Feb. 28, 1985	85-82 (W)	There	
Feb. 3, 1986	63-70 (L)	There	
Feb. 7, 1986	61-63 (L)	Home	
Feb. 8, 1986	74-79 (L)	Home	Non-Conference
Jan. 24, 1987	90-74 (W)	Home	
Feb. 20, 1987	76-65 (W)	There	
Mar. 7, 1987	79-73 (W)	Home	NCAA Regional
Jan. 16, 1988	60-75 (L)	There	
Feb. 12, 1988	89-69 (W)	Home	
Feb. 4, 1989	81-72 (W)	Home	
Feb. 16, 1989	60-75 (L)	There	
Feb. 3, 1990	64-71 (L)	Home	
Feb. 22, 1990	84-100 (L)	There	
Jan. 17, 1991	73-71 (W)	Home	
Feb. 16, 1991	75-82 (L)	OT There	
Jan. 25, 1992	76-94 (L)	There	
Feb. 20, 1992	76-73 (W)	Home	
Jan. 23, 1993	62-82 (L)	Home	
Feb. 1, 1993	74-79 (L)	There	
Mar. 5, 1993	64-65 (L)	There	PW Tourney
Jan. 15, 1994	72-99 (L)	There	
Feb. 10, 1994	106-102 (W)	OT Home	
Mar. 4, 1994	83-95 (L)	There	PW Tourney
Jan. 14, 1995	78-97 (L)	Home	
Jan. 9, 1995	67-91 (L)	There	
Feb. 1, 1996	141-114 (W)	Home	
Feb. 10, 1996	84-100 (L)	There	
Feb. 6, 1997	91-93 (L)	There	
Feb. 22, 1997	107-96 (W)	Home	
Mar. 3, 1997	97-67 (W)	Neutral	NCAA Regional

All-Time Record vs. Opponents

Jan. 29, 1998	91-73 (W)	There	
Feb. 21, 1998	120-92 (W)	Home	
Jan. 7, 1999	91-94 (L)	There	
Feb. 13, 1999	120-94 (W)	Home	
Jan. 6, 1999	113-104 (W)	Home	
Feb. 17, 2000	99-105 (L)	There	
Jan. 22, 2001	105-91 (W)	Home	
Feb. 16, 2001	96-117 (L)	There	
Feb. 17, 2001	91-111 (L)	There	
Jan. 26, 2008	43-79 (L)	Home	
Feb. 21, 2008	46-90 (L)	There	
Jan. 28, 2009	69-60 (W)	Home	
Feb. 12, 2009	68-87 (L)	There	
Jan. 9, 2010	72-80 (L)	There	
Feb. 27, 2010	65-60 (W)	Home	
Jan. 5, 2011	52-73 (L)	There	
Feb. 5, 2011	64-81 (L)	Home	
Jan. 5, 2012 (AK - #18)	72-80 (L)	Home	
Feb. 4, 2012 (AK - #21)	70-85 (L)	There	
Mar. 3, 2012 (AK - #15)	74-70 (W)	Neutral	GNAC Championship
Mar. 9, 2012 (AK - #16)	68-80 (L)	Neutral	NCAA Regional
Nov. 29, 2012 (AK - #25)	65-79 (L)	There	
March 2, 2013	69-71 (L)	Home	
Jan. 9, 2014	75-67 (W)	Home	
Feb. 8, 2014	75-62 (W)	Away	

AK Alaska Fairbanks

Games to date: 62; Overall record: 39-23; Home: 26-4; Away: 11-17; neutral: 2-2

Mar. 7, 1973	98-91 (W)	Home	NAIA District #5
Dec. 17, 1981	88-52 (W)	There	
Feb. 18, 1982	81-55 (W)	Home	
Jan. 27, 1983	51-53 (L)	Home	
Feb. 26, 1983	61-68 (L)	There	
Jan. 26, 1984	74-66 (W)	Home	
Feb. 2, 1984	59-75 (L)	There	
Jan. 30, 1985	90-65 (W)	Home	
Jan. 31, 1985	102-67 (W)	Home	Non-Conference
Mar. 9, 1985	80-63 (W)	There	
Jan. 31, 1986	83-60 (W)	There	
Feb. 1, 1986	69-62 (W)	There	Non-Conference
Feb. 10, 1986	91-66 (W)	Home	
Jan. 23, 1987	117-66 (W)	Home	
Feb. 21, 1987	80-67 (W)	There	
Jan. 15, 1988	74-80 (L)	There	
Feb. 13, 1988	95-86 (W)	Home	
Feb. 2, 1989	77-68 (W)	Home	
Feb. 18, 1989	59-76 (L)	There	
Dec. 31, 1989	59-52 (W)	CA	Chico Tournament
Feb. 1, 1990	78-64 (W)	Home	
Feb. 24, 1990	85-75 (W)	There	
Jan. 19, 1991	87-83 (W)	Home	
Feb. 16, 1991	84-91 (L)	There	
Jan. 23, 1992	87-97 (L)	There	
Feb. 22, 1992	80-84 (L)	Home	
Jan. 21, 1993	82-78 (W)	Home	
Feb. 20, 1993	92-111 (L)	There	

All-Time Record vs. Opponents

Dec. 30, 1993	91-88 (W)	CA	Chico Tourney
Jan. 14, 1994	67-98 (L)	There	
Feb. 12, 1994	112-83 (W)	Home	
Jan. 12, 1995	87-85 (W)	Home	
Feb. 11, 1995	90-102 (L)	There	
Feb. 3, 1996	106-88 (W)	Home	
Feb. 8, 1996	109-103 (W)	There	
Feb. 8, 1997	103-84 (W)	There	
Feb. 22, 1997	110-88 (W)	Home	
Jan., 31, 1998	83-87 (L)	There	
Feb., 19, 1998	133-83 (W)	Home	
Jan. 9, 1999	71-98 (L)	There	
Feb. 11, 1999	109-81 (W)	Home	
Jan. 8, 2000	111-82 (W)	Home	
Feb. 19, 2000	59-99 (L)	There	
Jan. 19, 2001	123-77 (W)	Home	
Jan. 20, 2001	103-97 (W)	Home	
Feb. 19, 2001	68-90 (L)	There	
Jan. 24, 2008	65-55 (W)	Home	
Feb. 23, 2008	69-109 (L)	There	
Jan. 17, 2009	118-112 (W)	2OT Home	
Feb. 14, 2009	79-80 (L)	There	
Jan. 7, 2010	82-68 (W)	There	
Feb. 3, 2010	75-58 (W)	Home	
Jan. 8, 2010	74-60 (W)	There	
Feb. 3, 2011	68-70 (L)	Home	
Jan. 7, 2012	95-70 (W)	Home	
Feb. 2, 2012	75-64 (W)	There	
Dec. 1, 2012	73-80 (L)	There	
Feb. 28, 2013	80-70 (W)	Home	
March 7, 2013	73-87 (L)	Neutral	GNAC First Round
Jan. 11, 2014	70-79 (L)	Home	
Feb. 6, 2014	74-88 (L)	Away	
Mar. 5, 2014	59-69 (L)	Neutral	GNAC First Round

AK Methodist University

Games to date: 1; Overall record: 1-0; Home 1-0

Dec. 5, 1970	109-78 (W)	Home
--------------	------------	------

AR Ouachita Baptist

Games to date: 1; Overall record: 0-1; Neutral court: 0-1

Mar. 13, 1978	67-76 (L)	KS	NAIA Nationals
---------------	-----------	----	----------------

AR Arkansas Southern State (Southern Arkansas State?)

Games to date: 1; Overall record: 0-1; Neutral court: 0-1

Mar. 13, 1967	62-75 (L)	KS	NAIA Nationals
---------------	-----------	----	----------------

AZ Arizona Bible College

Games to date: 1; Overall record: 1-0; Home 1-0

Dec. 20, 1997	139-70 (W)	Home
---------------	------------	------

AZ Grand Canyon

Games to date: 11; Overall record: 3-8; Home: 3-2; Away: 0-6

Jan. 26, 1991	79-60 (W)	Home
Feb. 28, 1991	61-79 (L)	There
Jan. 30, 1992	69-90 (L)	There

All-Time Record vs. Opponents

Feb. 29, 1992	79-96 (L)	Home	
Jan. 30, 1993	77-83 (L)	Home	
Feb. 27, 1993	61-94 (L)	There	
Jan. 22, 1994	100-90 (W)	Home	
Feb. 19, 1994	66-87 (L)	There	
Nov. 25, 1994	108-84 (W)	Home	MSUB Shootout
Dec. 18, 2010	57-77 (L)	There	Grand Canyon Tournament
Dec. 14, 2012	61-71 (L)	There	

AZ Northern Arizona

Games to date: 2; Overall record: 1-1; Home: 1-0; Away: 0-1

Dec. 1, 1966	63-76 (L)	There
Dec. 18, 1977	87-85 (W)	Home

CA Academy of Art

Games to date: 1; Overall record: 1-0; Neutral record: 1-0

Dec. 18, 2013	85-69 (W)	Neutral
---------------	-----------	---------

CA Azusa Pacific

Games to date: 1; Overall record: 1-0; Home record: 1-0

Dec. 21, 1977	83-77 (W)	Home
---------------	-----------	------

CA Biola University

Games to date: 1; Overall record: 1-0; Home: 1-0

Nov. 30, 1996	95-89 (W)	Home
---------------	-----------	------

CA Cal State Bakersfield

Games to date: 4; Overall record: 0-4; Home record: 0-1; Away record: 0-2; Neutral record: 0-1

March 8, 1997	78-90 (L)	There	NCAA Tournament
Nov. 15, 1997	99-113 (L)	Home	Denny Menholt Classic
Dec. 30, 1997	80-81 (L)	There	
Mar. 7, 2002	81-84 (L)	Neutral	NCAA Tournament

CA Chico State

Games to date: 10; Overall record: 9-1; Home record: 7-1; Away record: 2-0

Dec. 5, 1968	75-67 (W)	Home	
Dec. 11, 1980	78-66 (W)	Home	
Mar. 7, 1981	54-49 (W)	Home	NCAA Tournament
Dec. 3, 1987	89-81 (W)	There	
Dec. 19, 1988	90-63 (W)	Home	
Dec. 21, 1988	71-68 (W)	Home	
Dec. 21, 1990	79-52 (W)	Home	
Dec. 22, 1990	70-61 (W)	Home	
Dec. 29, 1991	75-69 (W)	There	Chico Tourney
Dec. 12, 1993	75-78 (L)	OT Home	EMC Tourney

CA California-Davis

Games to date: 4; Overall record: 2-2; Home record: 2-1; Neutral court: 0-1

Jan. 31, 1961	73-72 (W)	Home	
Dec. 29, 1988	65-77 (L)	Home	
Dec. 30, 1988	74-59 (W)	Home	
Mar. 7, 1996	80-89 (L)	Bakersfield	NCAA Tournament

CA California Lutheran

Games to date: 4; Overall record: 4-0; Home record: 4-0

Jan. 5, 1989	74-55 (W)	Home
--------------	-----------	------

All-Time Record vs. Opponents

Jan. 7, 1989	86-58 (W)	Home
Dec. 8, 1989	76-52 (W)	Home
Dec. 9, 1989	85-62 (W)	Home

CA California-Irvine

Games to date: 1; Overall record: 0-1; Home record: 0-1

Dec. 30, 1982	73-89 (L)	Metra	KOA Classic
---------------	-----------	-------	-------------

CA California-Riverside

Games to date: 4; Overall record: 1-3; Neutral court: 1-3

Dec. 29, 1989	52-67 (L)	CA	Chico Tournament
Dec. 30, 1991	58-72 (L)	CA	Chico Tournament
Dec. 28, 1993	57-75 (L)	CA	Chico Tournament
March 6, 1997	97-86 (W)	Bakersfield	NCAA Tournament

CA Cal Poly Pomona

Games to date: 4; Overall record: 3-1; Home record: 2-0; Away record: 0-1; Neutral record: 1-0

Dec. 29, 1987	74-65 (W)	Home	
Dec. 22, 2001	105-80 (W)	Home	
Dec. 30, 2002	66-82 (L)	Away	
Dec. 17, 2010	52-46 (W)	Neutral	Grand Canyon Tournament

CA Cal State Dominguez Hills

Games to date: 1; Overall record: 0-1; Home record: 0-1

Mar. 6, 1981	52-61 (L)	Home	NCAA Tournament
--------------	-----------	------	-----------------

CA Cal State Fullerton

Games to date: 1; Overall record: 0-1; Neutral court: 0-1

Dec. 15, 1978	53-98 (L)	CA	Malibu Classic
---------------	-----------	----	----------------

CA Cal State Hayward

Games to date: 2; Overall record: 2-0; Home record: 1-0; Away record: 1-0

Dec. 16, 1980	73-61 (W)	There	
Mar. 6, 1987	78-54 (W)	Home	NCAA Tournament

CA Cal State Los Angeles

Games to date: 2; Overall record: 1-1; Home record: 0-0; Away record: 0-1; Neutral court: 1-0

Dec. 29, 1998	80-77 (W)	Bakersfield	CSUB Tournament
Dec. 28, 2002	55-75 (L)	There	

CA Cal State Northridge

Games to date: 1; Overall record: 0-1; Home record: 0-1

Mar. 8, 1985	59-70 (L)	Home	NCAA Tournament
--------------	-----------	------	-----------------

CA Cal State San Bernardino

Games to date: 3; Overall record: 1-2; Home record: 1-0; Away record: 0-1; Neutral court: 0-1

Dec. 30, 2001	65-111 (L)	Away	
Nov. 23, 2002	61-60 (W)	Home	
Nov. 3, 2007	52-84 (L)	Anaheim	Disney D-II Tournament

CA College of Notre Dame

Games to date: 7; Overall record: 7-0; Home record: 7-0

Dec. 21, 1984	88-49 (W)	Home	
Dec. 2, 1988	70-52 (W)	Home	
Dec. 3, 1988	59-42 (W)	Home	
Dec. 15, 1989	70-48 (W)	Home	
Dec. 16, 1989	57-42 (W)	Home	

All-Time Record vs. Opponents

Nov. 30, 1990	70-53 (W)	Home
Dec. 1, 1990	53-42 (W)	Home

CA Dominican University

Games to date: 1; Overall record: 1-0; Neutral Court: 1-0

Dec. 4, 2009	82-54 (W)	Neutral	St. George, UT
--------------	-----------	---------	----------------

CA Fresno State

Games to date: 2; Overall record: 1-1; Home record: 1-0; Away record: 0-1

Dec. 30, 1976	73-71 (W)	Metra	Midland Roundtable
Dec. 2, 1987	67-80 (L)	There	

CA Humboldt State

Games to date: 10; Overall record: 7-3; Home record: 6-0; Away record: 1-3

Dec. 28, 1987	79-74 (W)	Home	
Dec. 29, 1987	86-64 (W)	Home	
Dec. 10, 1988	67-62 (W)	OT	There
Dec. 20, 1989	59-46 (W)	Home	
Dec. 21, 1989	61-54 (W)	Home	
Nov. 16, 1990	51-57 (L)	OT	There
Nov. 23, 1991	64-70 (L)	There	Humboldt Tourney
Jan. 21, 1999	82-73 (W)	Home	Humboldt Tourney
Dec. 13, 2003	76-104 (L)	There	
Dec. 29, 2003	79-78 (W)	Home	

CA Redlands

Games to date: 1; Overall record: 1-0; Home record: 1-0

Feb. 3, 1977	81-66 (W)	Home
--------------	-----------	------

CA Sacramento State

Games to date: 5; Overall record: 3-2; Home Record: 1-1; Away record: 2-1

Dec. 20, 1980	88-71 (W)	There
Jan. 14, 1989	69-89 (L)	There
Feb. 25, 1989	58-63 (L)	Home
Jan. 18, 1990	73-70 (W)	There
Feb. 17, 1990	103-87 (W)	Home

CA San Diego State

Games to date: 4; Overall record: 3-1; Home record: 2-0; Away 1-1

Dec. 29, 1965	60-69 (L)	MT	Carroll Holiday
Jan. 1, 1966	50-45 (W)	Home	
Dec. 29, 1966	68-67 (W)	MT	Carroll Holiday
Jan. 4, 1967	61-55 (W)	Home	

CA San Jose State

Games to date: 1; Overall record: 0-1; Home record: 0-1

Dec. 30, 1981	53-54 (L)	Metra	KOA Classic
---------------	-----------	-------	-------------

CA San Francisco State

Games to date: 1; Overall record: 1-0; Home record: 1-0

Dec. 22, 1962	68-55 (W)	Home	EMC Holiday
---------------	-----------	------	-------------

CA Sonoma State

Games to date: 3; Overall record: 1-2; Away record: 1-1; Neutral court: 0-1

Jan. 4, 1988	54-37 (W)	There
Dec. 12, 1988	60-64 (L)	There

All-Time Record vs. Opponents

Dec. 28, 1989 70-79 (L) OT CA Chico Tournament

CA Stanford

Games to date: 1; Overall record: 0-1; Away record: 0-1

Dec. 17, 1984 69-80 (L) There

CA University of the Pacific

Games to date: 1; Overall record: 0-1; Away record: 0-1

Dec. 18, 1980 69-103 (L) There

Canada Simon Fraser University

Games to date: 9; Overall record: 8-1; Home record: 5-0; Away: 3-1

Jan. 20, 2000	86-74 (W)	Home (did not count)
Dec. 4, 2010	79-94 (L)	There
Feb. 22, 2011	90-69 (W)	Home
Dec. 3, 2011	93-90 (W)	Home
Feb. 23, 2012	94-74 (W)	There
Jan. 3, 2013	92-74 (W)	Home
Feb. 2, 2013	73-69 (W)	There
Jan. 16, 2014	100-70 (W)	Away
Feb. 15, 2013	95-82 (W)	Home

Canada University of Alberta

Games to date: 9; Overall record: 6-3; Home record: 5-1; Away: 1-2

Feb. 11, 1946	52-51 (W)	There
Feb. 28, 1946	40-44 (L)	Home
Feb. 9, 1947	56-67 (L)	There
Feb. 10, 1947	54-90 (L)	There
Feb. 27, 1947	60-51 (W)	Home
Feb. 28, 1947	56-51 (W)	Home
Jan. 20, 1948	59-57 (W)	OT Home
Jan. 9, 1952	73-60 (W)	Home
Jan. 10, 1952	93-74 (W)	Home

Canada University of Lethbridge

Games to date: 1; Overall record: 1-0; Home record: 1-0; Away record: 0-0

Nov. 29, 1985 68-49 (W) Home EMC Tip Off

Canada University of Regina

Games to date: 1; Overall record: 1-0; Home record: 1-0

Nov. 28, 1998 107-85 (W) Home

Canada University of Saskatchewan

Games to date: 1; Overall record: 1-0; Neutral court: 1-0

Dec. 30, 1959 76-64 (W) MT NMC Holiday

CT Sacred Heart

Games to date: 1; Overall record: 1-0; Neutral court: 1-0

Jan. 9, 1987 87-82 (W) OH Wright St. Tourney

CO Adams State

Games to date: 2; Overall record: 1-1; Home record: 1-0; Away record: 0-1

Nov. 22, 1997	79-89 (L)	There
Dec. 19, 1997	123-67 (W)	Home

CO Air Force Academy

All-Time Record vs. Opponents

Games to date: 1; Overall record: 0-1; Away record: 0-1

Dec. 3, 1966	59-86 (L)	There
--------------	-----------	-------

CO Colorado Christian

Games to date: 7; Overall record: 5-2; Home record: 3-1; Away record: 1-0; Neutral court; 1-1

Dec. 19, 1995	103-87 (W)	There	
Nov. 22, 1996	94-74 (W)	Neutral	Marshall, MN
Dec. 1, 2007	69-103 (L)	Neutral	Nampa, ID
Dec. 5, 2008	62-59 (W)	Home	
Dec. 6, 2008	71-76 (L)	Home	
Nov. 18, 2009	72-70 (W)	Home	
Nov. 22, 2011	104-54 (W)	Home	

CO Colorado College

Games to date: 1; Overall record: 1-0; Home record: 1-0

Dec. 28, 1956	65-56 (W)	Home	Midland Roundtable
---------------	-----------	------	--------------------

CO Colorado at Colorado Springs

Games to date: 6 Overall record: 5-1; Home record: 4-0; Away: 0-1; Neutral: 1-0

Dec. 28, 1990	68-53 (W)	Home	
Dec. 29, 1990	74-58 (W)	Home	
Dec. 14, 1991	54-65 (L)	There	
Nov. 26, 1993	107-60 (W)	Home	EMC Invitational
Dec. 29, 1993	86-73 (W)	CA	Chico Tournament
Nov. 29, 1999	110-98 (W)	Home	

CO Colorado Mines

Games to date: 1; Overall record: 0-1; Neutral record: 0-1

Nov. 30, 2007	70-114 (L)	Neutral	Nampa, ID
---------------	------------	---------	-----------

CO Colorado State

Games to date: 2; Overall record: 0-2; Home record: 0-0; Away: 0-1; Neutral: 0-1

Dec. 29, 1982	52-54 (L)	Metra	KOA Classic
Dec. 3, 1993	75-87 (L)	There	

CO Denver

Games to date: 4; Overall record: 2-2; Home record: 1-0; Away: 1-2

Jan. 10, 1977	68-74 (L)	There	
Jan. 10, 1984	51-56 (L)	There	
Dec. 6, 1984	88-49 (W)	Home	
Dec. 15, 1990	70-60 (W)	There	

CO Fort Lewis

Games to date: 1; Overall record: 1-0; Neutral court; 1-0

Nov. 21, 1997	133-115 (W)	Alamosa	Adams St. Tour
---------------	-------------	---------	----------------

CO Johnson & Wales

Games to date: 2; Overall record: 2-0; Home record: 2-0; Away record: 0-0

Feb. 26, 2005	124-92 (W)	Home	
Nov. 21, 2006	120-67 (W)	Home	

CO Mesa State

Games to date: 2; Overall record: 2-0; Home record: 2-0; Away record: 0-0; Neutral record: 0-0

Nov. 17, 2001	77-65 (W)	Home	
Nov. 19, 2001	98-91 (W)	Home	

All-Time Record vs. Opponents

CO Metropolitan State

Games to date: 19; Overall record: 10-9; Home record: 8-1; Away record: 2-6; Neutral record: 0-2

Jan. 18, 1986	56-60 (L)	There	
Feb. 28, 1986	72-61 (W)	Home	
Mar. 1, 1986	73-55 (W)	Home	
Jan. 31, 1987	64-52 (W)	There	
Feb. 28, 1987	80-57 (W)	Home	
Jan. 23, 1988	56-59 (L)	There	
Feb. 20, 1988	81-70 (W)	Home	
Jan. 23, 1989	56-59 (L)	There	
Feb. 20, 1989	81-70 (W)	Home	
Jan. 27, 1990	51-52 (L)	Home	
Mar. 3, 1990	62-104 (L)	There	
Dec. 17, 1990	75-79 (L)	There	
Jan. 12, 1990	66-64 (W)	OT Home	
Dec. 13, 1991	79-66 (W)	There	
Dec. 5, 1992	74-68 (W)	Home	
Dec. 9, 1995	105-80 (W)	Home	
Dec. 21, 1995	100-109 (L)	There	
Nov. 21, 1998	78-88 (L)	Rocky	RMC Tournament
Nov. 2, 2007	55-72 (L)	Anaheim	Disney D-II Tournament

CO Northern Colorado

Games to date: 7; Overall record: 6-1; Home record: 4-0; Away: 1-1; Neutral record: 1-0

Dec. 21, 1950	59-55 (W)	WY	NWCC Tourney
Jan. 22, 1977	74-105 (L)	There	
Jan. 21, 1978	62-53 (W)	Home	
Dec. 14, 1985	67-64 (W)	There	
Nov. 28, 1986	85-69 (W)	Home	EMC Tip Off
Dec. 7, 1996	95-80 (W)	There	
Dec. 18, 1996	102-76 (W)	Home	

CO Regis

Games to date: 2; Overall record: 0-2; Home record: 0-1; Away: 0-1

Feb. 1, 1960	64-82 (L)	Home
Jan. 11, 1984	62-63 (L)	There

CO Southern Colorado

Games to date: 5; Overall record: 0-5; Home: 0-1; Away: 0-2; Neutral record: 0-2

Jan. 6, 1966	56-70 (L)	Home	
Dec. 30, 1966	80-81 (L)	MT	Carroll Holiday
Jan. 12, 1967	73-80 (L)	There	
Dec. 29, 1967	85-122 (L)	MT	Carroll Holiday
Dec. 2, 1994	61-77 (L)	There	Southern CO Classic

CO University of Colorado

Games to date: 1; Overall record: 0-1; Home record: 0-0; Away record: 0-1

Dec. 3, 1979	63-83 (L)	There
--------------	-----------	-------

CO Western State

Games to date: 3; Overall record: 2-1; Home record: 2-0; Neutral: 0-1

Dec. 7, 1990	77-53 (W)	Home	
Dec. 8, 1990	83-68 (W)	Home	
Dec. 3, 1994	80-84 (L)	CO	Southern CO Classic

FL Florida Atlantic

All-Time Record vs. Opponents

Games to date: 2; Overall record: 2-0; Home record: 2-0

Dec. 16, 1988	88-68 (W)	Home
Dec. 17, 1968	103-69 (W)	Home

FL Florida Southern

Games to date: 2; Overall record: 1-1; Home record: 1-0; Neutral court: 0-1

Mar. 14, 1987	75-62 (W)	Home	NCAA Elite Eight
Nov. 15, 1998	78-108 (L)	Orlando, FL	Disney D-II Tour.

FL Nova Southeastern

Games to date: 2; Overall record: 2-0; Home record: 2-0; Away record: 0-0

Mar. 7, 2003	106-70 (W)	Home
Mar. 8, 2003	87-66 (W)	Home

FL Saint Leo

Games to date: 2; Overall record: 2-0; Home record: 2-0; Away record: 0-0

Dec. 20, 2005	107-99 (W)	Home
Dec. 21, 2005	113-106 (W)	OT Home

HI BYU-Hawaii

Games to date: 18; Overall record: 7-11; Home record: 6-3; Away record: 1-8

Dec. 19, 1978	76-77 (L)	There	
Dec. 20, 1978	81-73 (W)	There	
Nov. 14, 1998	112-102 (W)	Home	MSU B Tour.
Feb. 4, 1999	84-89 (L)	Home	
Jan. 15, 2000	100-106 (L)	There	
Jan. 15, 2001	103-93 (W)	Home	
Jan. 18, 2002	89-78 (W)	Home	
Jan. 19, 2002	120-80 (W)	Home	
Feb. 18, 2002	76-94 (L)	There	
Jan. 18, 2003	86-76 (W)	Home	
Feb. 25, 2003	78-91 (L)	There	
Feb. 27, 2003	89-103 (L)	There	
Jan. 10, 2004	90-91 (L)	There	
Feb. 10, 2004	77-73 (W)	Home	
Feb. 12, 2004	82-93 (L)	Home	
Jan. 18, 2005	99-100 (L) OT	Home	
Feb. 17, 2005	84-115 (L)	There	
Feb. 19, 2005	84-118 (L)	There	

HI Chaminade

Games to date: 32; Overall record: 20-12; Home record: 16-0; Away record: 4-12

Dec. 21, 1978	66-78 (L)	There	
Feb. 9, 1990	70-50 (W)	Home	
Feb. 10, 1990	79-60 (W)	Home	
Jan. 16, 1992	79-78 (W)	Home	
Feb. 15, 1992	94-115 (L)	There	
Jan. 16, 1993	74-78 (W)	forfeit There	
Feb. 13, 1993	88-75 (W)	Home	
Jan. 8, 1994	98-77 (W)	Home	
Feb. 5, 1994	103-113 (L)	There	
Jan. 7, 1995	72-94(L)	There	
Feb. 2, 1995	77-75 (W)	Home	
Jan. 13, 1996	115-80 (W)	Home	
Feb. 29, 1996	96-68 (W)	There	
Jan. 11, 1997	121-66 (W)	Home	

All-Time Record vs. Opponents

Feb. 11, 1997	107-106 (W)	There
Jan. 8, 1998	81-59 (W)	Home
Feb., 8, 1998	109-111 (L)	There
Jan. 16, 1999	91-101 (L)	There
Feb. 5, 2000	120-92 (W)	Home
Jan. 29, 2001	95-112 (L)	There
Jan. 3, 2002	75-81 (L)	There
Jan. 5, 2002	77-76 (W)	There
Feb. 4, 2002	108-79 (W)	Home
Jan. 4, 2003	76-89 (L)	There
Feb. 11, 2003	87-71 (W)	Home
Feb. 13, 2003	97-83 (W)	Home
Jan. 24, 2004	107-84 (W)	Home
Feb. 17, 2004	75-107 (L)	There
Feb. 19, 2004	78-82 (L)	There
Jan. 4, 2005	58-90 (L)	There
Feb. 10, 2005	82-79 (W)	Home
Feb. 12, 2005	102-95 (W)	Home

HI Hawaii-Hilo

Games to date: 32; Overall record: 17-15; Home record: 12-1; Away record: 5-14

Dec. 22, 1978	89-70 (W)	There	
Dec. 23, 1978	75-70 (W)	There	
Jan. 14, 1993	63-86 (L)	There	
Feb. 11, 1993	75-79 (L)	Home	
Jan. 6, 1994	81-78 (W)	Home	
Feb. 4, 1994	80-95 (L)	There	
Jan. 5, 1995	75-94 (L)	There	
Feb. 2, 1995	77-75 (W)	Home	
Jan. 11, 1996	114-97 (W)	Home	
Mar. 2, 1996	111-110 (W)	There	
Jan. 9, 1997	125-80 (W)	Home	
Jan. 30, 1997	101-112 (L)	There	
Jan. 10, 1998	125-83 (W)	Home	
Feb. 26, 1998	108-89 (W)	There	
Jan. 15, 1999	91-98 (L)	There	
Jan. 11, 2000	72-78 (L)	There	Non-Conference
Feb. 3, 2000	90-80 (W)	Home	
Jan. 26, 2001	110-114 (L)	There	
Jan. 27, 2001	83-100 (L)	There	
Jan. 7, 2002	81-92 (L)	There	
Feb. 1, 2002	83-74 (W)	Home	
Feb. 2, 2002	95-79 (W)	Home	
Jan. 6, 2003	91-101 (L)	There	
Jan. 8, 2003	77-86 (L)	There	
Feb. 15, 2003	93-78 (W)	Home	
Jan. 20, 2004	94-84 (W)	Home	
Jan. 22, 2004	100-79 (W)	Home	
Feb. 21, 2004	79-84 (L)	There	
Jan. 6, 2005	61-76 (L)	There	
Jan. 8, 2005	85-106 (L)	There	
Feb. 8, 2005	105-95 (W)	Home	
Nov. 21, 2012	67-61 (W)	Away	UHH Tournament

HI Hawaii Pacific

Games to date: 16; Overall record: 10-6; Home record: 7-2; Away record: 3-4

All-Time Record vs. Opponents

Feb. 6, 1999	97-102 (L)	Home
Jan. 13, 2000	76-64 (W)	There
Jan. 12, 2001	97-79 (W)	Home
Jan. 13, 2001	99-76 (W)	Home
Jan. 21, 2002	67-56 (W)	Home
Feb. 15, 2002	81-84 (L)	OT There
Feb. 16, 2002	51-73 (L)	There
Jan. 14, 2003	71-72 (L)	Home
Jan. 16, 2003	86-76 (W)	Home
Mar. 1, 2003	70-81 (L)	There
Jan. 6, 2004	92-107 (L)	There
Jan. 8, 2004	89-86 (W)	There
Feb. 14, 2004	104-83 (W)	Home
Jan. 20, 2005	113-108 (W)	Home
Jan. 22, 2005	112-89 (W)	Home
Feb. 15, 2005	92-90 (W)	There

ID Boise State

Games to date: 10; Overall record: 6-4; Home record: 4-0; Away: 2-4

Dec. 12, 1969	80-71 (W)	Home
Jan. 7, 1970	85-100 (L)	There
Dec. 1, 1970	89-86 (W)	There
Feb. 2, 1971	101-99 (W)	Home
Dec. 4, 1971	78-81 (L)	There
Dec. 29, 1971	74-70 (W)	Home
Dec. 11, 1972	90-89 (W)	There
Feb. 24, 1975	69-67 (W)	Home
Nov. 28, 1975	77-98 (L)	There
Jan. 3, 1987	55-78 (L)	There

ID Albertson College (formerly College of Idaho)

Games to date: 6; Overall record: 3-3; Home: 1-0; Away: 1-1; Neutral: 0-2

Mar. 1, 1962	54-56 (L)	There	NAIA District #5
Mar. 2, 1962	56-50 (W)	There	NAIA District #5
Mar. 3, 1962	56-79 (L)	There	NAIA District #5
Mar. 2, 1965	74-64 (W)	ID	NAIA District #5
Dec. 18, 1993	95-65 (W)	Home	
Nov. 19, 1998	100-103 (L)	Rocky	RMC Tournament

ID Idaho State

Games to date: 11; Overall record: 3-8; Home record: 2-3; Away: 1-5

Jan. 29, 1962	23-24 (L)	Home
Jan. 30, 1962	69-59 (W)	Home
Nov. 30, 1962	67-81 (L)	There
Dec. 1, 1962	79-87 (L)	There
Jan. 25, 1964	77-73 (W)	There
Feb. 24, 1964	68-80 (L)	Home
Dec. 3, 1964	71-79 (L)	There
Jan. 29, 1965	82-88 (L)	Home
Dec. 6, 1965	85-89 (L)	There
Jan. 17, 1966	81-69 (W)	Home
Nov. 29, 1975	77-94 (L)	There

ID Lewis-Clark State

Games to date: 1; Overall record: 1-0; Home record: 1-0

Nov. 25, 1998	97-74 (W)	Home
---------------	-----------	------

All-Time Record vs. Opponents

ID Northwest Nazarene

Games to date: 29; Overall record: 16-13; Home: 10-6; Away: 6-7; Neutral: 1-0

Nov. 27, 1959	49-56 (L)		There	
Nov. 28, 1959	72-76 (L)	2OT	There	
Mar. 4, 1963	85-61 (W)		Home	NAIA District #5
Mar. 5, 1963	94-65 (W)		Home	NAIA District #5
Mar. 1, 1965	108-84 (W)		ID	NAIA District #5
Jan. 3, 1984	94-87 (W)		Home	
Dec. 21, 1996	108-104 (W)		Home	
Dec. 6, 1999	104-88 (W)		There	
Dec. 21, 1999	101-82 (W)		Home	
Jan. 6, 2001	64-77 (L)		There	
Dec. 8, 2004	66-64 (W)		There	
Dec. 12, 2004	64-71 (L)		Home	
Dec. 2, 2006	74-88 (L)		There	
Dec. 20, 2006	50-70 (L)		Home	
Dec. 21, 2006	89-90 (L)	OT	Home	
Jan. 10, 2008	69-94 (L)		Home	
Feb. 9, 2008	77-90 (L)		There	
Jan. 24, 2009	81-51 (W)		Home	
Mar. 7, 2009	71-66 (W)		There	
Jan. 21, 2010	76-74 (W)		There	
Feb. 18, 2010	74-72 (W)		Home	
Jan. 13, 2011	69-78 (L)		Home	
Feb. 10, 2011	64-79 (L)		There	
Jan. 12, 2012	94-75 (W)		There	
Feb. 11, 2012	83-73 (W)		Home	
Jan. 19, 2013	63-61 (W)		There	
Feb. 14, 2013	87-63 (W)		Home	
Dec. 7, 2013	61-63 (L)		Home	
Feb. 27, 2014	60-66 (L)		Away	

ID University of Idaho

Games to date: 2; Overall record: 0-2; Away record: 0-2

Dec. 13, 1977	69-79 (L)	There
Dec. 5, 1983	67-75 (L)	There

IL Eastern Illinois

Games to date: 1; Overall record: 0-1; Home record: 0-1

Dec. 29, 1983	66-73 (L)	Metra	KOA Classic
---------------	-----------	-------	-------------

IL Illinois-Chicago

Games to date: 1; Overall record: 1-0; Home record: 1-0

Dec. 28, 1984	75-58 (W)	Metra	KOA Classic
---------------	-----------	-------	-------------

IL Lewis University

Games to date: 1; Overall record: 0-1; Neutral court: 0-1

Mar. 6, 1982	70-76 (L)	ND	NCAA Division II
--------------	-----------	----	------------------

IN St. Joseph's College

Games to date: 1; Overall record: 0-1; Home record: 0-1

Dec. 20, 1976	69-92 (L)	Home
---------------	-----------	------

IA Iowa State

Games to date: 2; Overall: 1-1; Home record: 1-0; Away record: 0-1

All-Time Record vs. Opponents

Dec. 20, 1979	73-76 (L)	There
Nov. 28, 1981	66-55 (W)	Home

KS Emporia State

Games to date: 2; Overall record: 1-1; Home record: 1-0; Away record: 0-1

Dec. 19, 2005	118-110 (W)	Home
Jan. 22, 2006	75-115 (L)	Away

KS Fort Hays State

Games to date: 1; Overall record: 0-1; Home record: 0-1; Away record: 0-1

Nov. 15, 1996	75-114 (L)	There
---------------	------------	-------

KS Haskell Indian Nations

Games to date: 1; Overall record: 1-0; Home record: 1-0; Away record: 0-0

Dec. 31, 2004	103-81 (W)	Home
---------------	------------	------

KS Marymount College

Games to date: 1; Overall record: 0-1; Neutral court: 0-1

Mar. 9, 1976	76-93 (L)	KS	NAIA Nationals
--------------	-----------	----	----------------

KS Washburn

Games to date: 1; Overall record: 0-1; Neutral record: 0-1

Nov. 13, 1998	73-111 (L)	Orlando	Disney D-II Tournament
---------------	------------	---------	------------------------

KY Kentucky Wesleyan

Games to date: 1; Overall record: 0-1; Neutral record: 0-1

Nov. 4, 2007	67-87 (L)	Anaheim	Disney D-II Tournament
--------------	-----------	---------	------------------------

LA Southern

Games to date: 2; Overall record: 1-1; Home record: 1-0; Neutral: 0-1

Mar. 10, 1965	86-97 (L)	KS	NAIA Nationals
Dec. 3, 1982	71-55 (W)	Home	

MD Maryland-Eastern Shore

Games to date: 1; Overall record: 0-1; Neutral court: 0-1

Mar. 13, 1973	107-114 (L)	KS	NAIA Nationals
---------------	-------------	----	----------------

MI Eastern Michigan

Games to date: 1; Overall record: 0-1; Away record: 0-1

Dec. 13, 1975	64-93 (L)	There
---------------	-----------	-------

MI Michigan Tech

Games to date: 3; Overall record: 2-1; Home record: 2-1; Away record: 0-0

Dec. 20, 1999	86-81 (W)	Home
Dec. 15, 2000	59-69 (L)	Home
Dec. 16, 2000	81-72 (W)	Home

MN Augsburg College

Games to date: 3; Overall record: 2-1; Home record: 2-1

Dec. 23, 1964	79-80 (L)	Home	
Nov. 28, 1980	80-82 (W)	forfeit	Home
Dec. 21, 1982	70-57 (W)	Home	

MN Bemidji State

Games to date: 1; Overall record: 1-0; Home record: 1-0

Dec. 20, 1969	84-64 (W)	Home
---------------	-----------	------

All-Time Record vs. Opponents

MN Bethel College

Games to date: 1; Overall record: 1-0; Home record: 1-0

Dec. 17, 1979	76-63 (W)	Home
---------------	-----------	------

MN Concordia College

Games to date: 1; Overall record: 1-0; Home record: 1-0

Dec. 9, 1979	94-57 (W)	Home
--------------	-----------	------

MN Macalister College

Games to date: 1; Overall record: 0-1; Home record: 0-1

Jan. 2, 1976	81-85 (L)	Home
--------------	-----------	------

MN Mankato State

Games to date: 1; Overall record: 1-0; Home record: 1-0

Dec. 30, 1964	74-64 (W)	Home	EMC Holiday
---------------	-----------	------	-------------

MN Moorhead State

Games to date: 1; Overall record: 1-0; Away record: 1-0

Nov. 30, 1983	81-62 (W)	There
---------------	-----------	-------

MN St. Cloud State

Games to date: 4; Overall record: 2-2; Home record: 2-0; Away record: 0-1; Neutral: 0-1

Nov. 29, 1980	94-66 (W)	Home	
Mar. 7, 1986	67-76 (L)	There	NCAA Regional
Nov. 27, 1993	85-82 (W)	Home	EMC Invitational
Nov. 23, 2007	68-89 (L)	Neutral	Omaha, Nebraska

MN St. John's

Games to date: 1; Overall record: 1-0; Home record: 1-0

Dec. 27, 1976	98-90 (W)	Home
---------------	-----------	------

MN St. Mary's College

Games to date: 1; Overall record: 1-0; Home record: 1-0

Nov. 20, 1982	74-39 (W)	Home	EMC Tip Off
---------------	-----------	------	-------------

MN St. Thomas

Games to date: 1; Overall record: 1-0; Home record: 1-0

Dec. 28, 1963	89-83 (W)	Home	EMC Holiday
---------------	-----------	------	-------------

MN Southwest State

Games to date: 3; Overall record: 2-1; Home record: 2-0; Away record: 0-1

Jan. 16, 1983	81-69 (W)	Home
Nov. 23, 1996	98-100 (L)	There
Nov. 28, 1997	97-89 (W)	Home

MO Drury College

Games to date: 1; Overall record: 0-1; Neutral Court: 0-1

Dec. 20, 1998	78-103 (L)	Las Vegas	High Desert Classic
---------------	------------	-----------	---------------------

MO Lincoln University

Games to date: 3; Overall record: 5-1; Home record: 3-0; Away record: 2-1

Jan. 21, 2006	93-66 (W)	There
Feb. 3, 2006	128-82 (W)	Home
Feb. 4, 2006	99-85 (W)	Home
Jan. 20, 2007	95-84 (W)	Home

All-Time Record vs. Opponents

Feb. 2, 2007	62-82 (L)	There
Feb. 3, 2007	68-67 (W)	There

MO Maryville

Games to date: 1; Overall record: 1-0; Neutral Court: 1-0

Nov. 20, 2012	54-50 (W)	Neutral	UHH Tournament
---------------	-----------	---------	----------------

MO Missouri Western State

Games to date: 2; Overall record: 0-2; Neutral Court: 0-2

Dec. 7, 1991	89-108 (L)	MO	NW Missouri Tourney
Dec. 19, 1998	88-102 (L)	Las Vegas	High Desert Classic

MO Missouri-St. Louis

Games to date: 21; Overall record: 1-0; Away record: 1-0; Neutral: 0-1

Jan. 4, 1973	88-85 (W)	There	
Nov. 19, 1994	90-92 (L)	AZ	Grand Canyon Tourney

MO Missouri-Rolla

Games to date: 1; Overall record: 1-0; Neutral: 1-0

Jan. 5, 1992	68-74 (L)	Marysville	NW Mo. Tour
--------------	-----------	------------	-------------

MO Northwest Missouri State

Games to date: 2; Overall record: 0-2; Away record: 0-1

Jan. 4, 1991	59-64 (L)	There	NW Missouri Tourney
Dec. 6, 1991	57-69 (L)	There	NW Missouri Tourney

MO Rockhurst College

Games to date: 1; Overall record: 0-1; Neutral Court: 0-1

Mar. 9, 1964	70-77 (L)	KS	NAIA Nationals
--------------	-----------	----	----------------

MT Carroll College

Games to date: 149; Overall record: 87-62; Home: 50-23; Away: 33-36; Neutral: 2-3

1928-1929	lost (L)	
1928-1929	lost (L)	
1929-1930	lost (L)	
Feb. 12, 1931	31-34 (L)	Home
Jan. 23, 1932	40-33 (W)	Home
Feb. 19, 1932	18-48 (L)	There
Feb. 7, 1933	39-46 (L)	There
Feb. 16, 1933	38-39 (L)	Home
Mar. 3, 1933	27-47 (L)	Home
Feb. 8, 1934	33-45 (L)	There
Feb. 23, 1934	30-39 (L)	Home
Feb. 13, 1935	23-39 (L)	There
Feb. 21, 1935	30-48 (L)	Home
Jan. 13, 1936	25-29 (L)	Home
Feb. 12, 1936	32-42 (L)	There
Feb. 19, 1936	32-50 (L)	Home
Feb. 3, 1937	46-37 (W)	Home
Feb. 12, 1937	39-35 (W)	There
Feb. 4, 1938	48-63 (L)	Home
Feb. 5, 1938	31-44 (L)	Home
Feb. 12, 1938	29-73 (L)	There
Feb. 2, 1939	55-37 (W)	Home
Feb. 9, 1939	35-42 (L)	There
Feb. 10, 1939	32-28 (W)	There

All-Time Record vs. Opponents

1940	27-26 (W)		Home	
1940	43-48 (L)		Home	
1940	33-44 (L)		There	
Feb. 6, 1941	37-36 (W)		Home	
Feb. 14, 1941	26-51 (L)		There	
Feb. 15, 1941	38-35 (W)		There	
Feb. 6, 1942	18-51 (L)		Home	
Feb. 7, 1942	28-58 (L)		Home	
Feb. 12, 1942	28-49 (L)		There	
Feb. 6, 1947	37-40 (L)		Home	
Feb. 14, 1947	46-58 (L)		There	
Feb. 15, 1947	57-58 (L)		There	
Feb. 6, 1948	52-51 (W)		Home	
Feb. 7, 1948	52-56 (L)		Home	
Feb. 14, 1948	66-73 (L)		There	
Jan. 28, 1949	57-82 (L)		There	
Jan. 29, 1949	53-75 (L)		There	
Feb. 3, 1949	66-79 (L)		Home	
Jan. 26, 1950	49-53 (L)		There	
Feb. 3, 1950	60-58 (W)		Home	
Feb. 4, 1950	65-58 (W)		Home	
Jan. 26, 1951	71-72 (L)		There	
Jan. 27, 1951	71-70 (W)		There	
Feb. 1, 1951	69-50 (W)		Home	
Jan. 26, 1952	86-84 (W)	forfeit	There	
Feb. 2, 1952	79-60 (W)		Home	
Jan. 26, 1953	68-83 (L)		There	
Feb. 2, 1953	74-76 (L)		Home	
Jan. 26, 1954	71-104 (L)		There	
Feb. 2, 1954	76-97 (L)		Home	
Jan. 22, 1955	66-63 (W)		There	
Jan. 30, 1955	76-91 (L)		Home	
Dec. 29, 1955	74-78 (L)		BSHS	Midland Roundtable
Jan. 19, 1956	70-81 (L)		There	
Jan. 31, 1956	86-83 (W)		Home	
Feb. 9, 1957	70-68 (W)		There	
Feb. 22, 1957	80-82 (L)		Home	
Jan. 4, 1958	81-93 (L)		MT ?	
Jan. 11, 1958	71-74 (L)		There	
Feb. 22, 1958	79-76 (W)		Home	
Dec. 28, 1958	63-89 (L)		MT	NMC Holiday
Jan. 12, 1959	73-65 (W)		Home	
Feb. 17, 1959	69-78 (L)		There	
Feb. 6, 1960	73-66 (W)		There	
Feb. 23, 1960	84-74 (W)		Home	
Dec. 26, 1960	94-93 (W)		Home	EMC Holiday
Jan. 13, 1961	93-76 (W)		Home	
Feb. 18, 1961	79-78 (W)		There	
Feb. 3, 1962	84-78 (W)		There	
Feb. 20, 1962	71-39 (W)		Home	
Jan. 11, 1963	70-69 (W)		Home	
Feb. 16, 1963	88-82 (W)		There	
Jan. 31, 1964	63-60 (W)		Home	
Feb. 22, 1964	64-53 (W)		There	
Mar. 2, 1964	71-55 (W)		Home	NAIA District #5
Jan. 11, 1965	96-72 (W)		Home	

All-Time Record vs. Opponents

Feb. 23, 1965	63-55 (W)	There	
Dec. 30, 1965	69-72 (L)	MT	Carroll Holiday
Feb. 14, 1966	59-61 (L)	There	
Feb. 19, 1966	52-46 (W)	Home	
Feb. 23, 1966	70-73 (L)	There	Conference Playoff
Feb. 11, 1967	71-79 (L)	Home	
Feb. 20, 1967	90-108 (L)	There	
Mar. 6, 1967	86-66 (W)	Home	NAIA District #5
Mar. 7, 1967	88-82 (W)	There	NAIA District #5
Dec. 30, 1967	112-95 (W)	MT	Carroll Holiday
Feb. 12, 1968	79-70 (W)	There	
Feb. 19, 1968	77-66 (W)	Home	
Feb. 15, 1969	94-111 (L)	Home	
Feb. 21, 1969	112-93 (W)	There	
Feb. 16, 1970	114-93 (W)	Home	
Feb. 21, 1970	116-94 (W)	There	
Nov. 27, 1970	90-65 (W)	MT	Conf. Preseason
Feb. 13, 1971	69-75 (L)	Home	
Feb. 16, 1971	91-81 (W)	There	
Feb. 21, 1972	100-79 (W)	Home	
Feb. 29, 1972	108-80 (W)	There	
Jan. 19, 1973	91-85 (W)	There	
Jan. 20, 1973	89-84 (W)	There	
Feb. 6, 1973	98-76 (W)	Home	
Jan. 18, 1974	93-89 (W)	Home	
Jan. 19, 1974	82-81 (W)	Home	
Feb. 5, 1974	90-109 (L)	There	
Jan. 17, 1975	63-86 (L)	There	
Jan. 18, 1975	91-68 (W)	There	
Feb. 4, 1975	88-82 (W)	Home	
Jan. 30, 1976	79-72 (W)	There	
Feb. 12, 1976	83-66 (W)	Home	
Jan. 28, 1977	79-77 (W)	There	
Feb. 12, 1977	65-62 (W)	Home	
Feb. 23, 1977	72-81 (L)	There	Conference Playoff
Jan. 20, 1978	80-66 (W)	Home	
Feb. 14, 1978	90-76 (W)	There	
Jan. 19, 1979	50-47 (W)	There	
Feb. 19, 1979	69-61 (L)	Home	OT
Jan. 18, 1980	68-59 (W)	Home	
Feb. 8, 1980	64-52 (W)	There	
Feb. 26, 1980	91-65 (W)	Home	Conference Playoff
Jan. 19, 1981	89-69 (W)	Home	
Feb. 5, 1981	82-66 (W)	There	
Dec. 11, 1981	88-85 (W)	There	
Feb. 5, 1982	91-62 (W)	Home	
Dec. 17, 1982	46-48 (L)	There	
Jan. 2, 1983	70-55 (W)	Home	
Dec. 9, 1983	57-68 (L)	There	
Jan. 2, 1984	71-61 (W)	Home	
Nov. 28, 1984	50-46 (W)	There	
Dec. 14, 1984	80-52 (W)	Home	
Nov. 23, 1985	99-76 (W)	Home	EMC Tip Off
Dec. 21, 1985	91-72 (W)	There	
Nov. 25, 1986	86-72 (W)	Home	
Dec. 2, 1986	73-64 (W)	There	

All-Time Record vs. Opponents

Nov. 24, 1987	73-68 (W)		Home
Feb. 9, 1988	93-78 (W)		There
Jan. 9, 1991	85-83 (W)	2OT	There
Jan. 24, 1991	76-65 (W)		Home
Dec. 3, 1991	80-86 (L)		There
Feb. 9, 1993	76-75 (W)		Home
Jan. 10, 1994	95-89 (W)	OT	Home
Feb. 14, 1994	91-105 (L)		There
Nov. 17, 1996	122-78 (W)		Home
Dec. 5, 1997	87-82 (W)		There
Jan. 3, 1998	109-80 (W)		Home
Dec. 29, 2012	86-76 (W)		Home
Nov. 9, 2013	65-60 (W)		Home

MT University of Great Falls (formerly College of Great Falls)

Games to date: 42; Overall record: 32-10; Home: 21-3; Away: 10-7; Neutral court: 1-0

Jan. 30, 1970	90-86 (W)		Home	
Mar. 1, 1970	103-95 (W)		There	NAIA District #5
Mar. 3, 1970	97-84 (W)		Home	NAIA District #5
Jan. 2, 1971	70-75 (L)		Home	Magic City Tourney
Jan. 16, 1971	77-78 (L)		There	
Feb. 25, 1971	58-56 (W)		Home	NAIA District #5
Mar. 1, 1971	87-88 (L)		There	NAIA District #5
Mar. 2, 1971	79-103 (L)		There	NAIA District #5
Jan. 13, 1972	86-75 (W)		Home	
Feb. 1, 1972	81-87 (L)		There	
Mar. 4, 1972	86-70 (W)		Home	NAIA District #5
Mar. 6, 1972	106-77 (W)		There	NAIA District #5
Dec. 6, 1973	79-82 (L)		There	
Feb. 19, 1974	92-77 (W)		Home	
Dec. 6, 1974	68-62 (W)		There	
Jan. 14, 1975	81-92 (L)		Home	
Mar. 4, 1975	91-71 (W)		There	NAIA District #12
Jan. 13, 1976	91-68 (W)		There	
Jan. 24, 1976	80-57 (W)		Home	
Feb. 24, 1976	95-81 (W)		Home	Conference Playoff
Jan. 12, 1977	95-93 (W)	OT	Home	
Jan. 24, 1977	70-71 (L)		There	
Feb. 22, 1977	72-71 (W)		MT	Conference Playoff
Jan. 6, 1978	71-55 (W)		There	
Jan. 31, 1978	83-79 (W)		Home	
Jan. 6, 1979	76-66 (W)		There	
Jan. 30, 1979	75-72 (W)	OT	Home	
Jan. 26, 1980	84-78 (W)		There	
Feb. 16, 1980	86-78 (W)		Home	
Feb. 27, 1980	75-70 (W)		Home	Conference Playoff
Jan. 24, 1981	74-66 (W)		Home	
Feb. 12, 1981	75-87 (L)		There	
Dec. 8, 1981	79-73 (W)	OT	There	
Jan. 29, 1982	45-47 (L)		Home	
Nov. 27, 1984	55-51 (W)		There	
Feb. 8, 2000	107-77 (W)		Home	
Dec. 15, 2001	126-101 (W)		Home	
Feb. 6, 2003	102-61 (W)		Home	
Dec. 1, 2003	108-63 (W)		Home	

All-Time Record vs. Opponents

Feb. 5, 2004	132-54 (W)	Home
Dec. 31, 2008	74-58 (W)	Home
Jan. 2, 2010	88-61 (W)	Home

MT Montana State University-Bozeman

Games to date: 13; Overall record: 4-9; Home: 0-1; Away: 1-8; Neutral court: 3-0

Feb. 12, 1954	62-86 (L)	There	
Feb. 13, 1954	56-104 (L)	There	
Dec. 29, 1964	63-77 (L)	Home	EMC Holiday
Jan. 26, 1974	73-86 (L)	There	
Dec. 14, 1974	64-78 (L)	There	
Dec. 23, 1975	81-62 (W)	Metra	
Dec. 10, 1976	56-101 (L)	There	
Dec. 29, 1977	80-77 (W)	Metra	KOA Classic
Dec. 8, 1984	60-58 (W)	There	
Dec. 5, 1985	72-69 (W)	Metra	
Dec. 13, 1986	80-90 (L)	There	
Dec. 11, 1993	71-108 (L)	There	
Dec. 8, 1994	66-108 (L)	There	

MT Montana Tech

Games to date: 114; Overall record: 70-44; Home: 40-17; Away: 29-27; Neutral: 1-0

Jan. 26, 1929	lost (L)	Home	
Feb. 1929	lost (L)	There	
Feb. 4, 1932	lost (L)	Home	
Feb. 16, 1932	22-60 (L)	There	
Feb. 4, 1933	37-46 (L)	Home	
Feb. 9, 1933	33-35 (L)	There	
Feb. 1, 1934	26-60 (L)	Home	
Feb. 5, 1934	20-33 (L)	There	
Jan. 18, 1935	35-39 (L)	Home	
Feb. 14, 1935	30-36 (L)	There	
Feb. 15, 1936	32-41 (L)	There	
Jan. 16, 1937	30-50 (L)	Home	
Jan. 29, 1937	26-29 (L)	There	
Jan. 14, 1938	25-46 (L)	Home	
Jan. 15, 1938	35-47 (L)	Home	
Jan. 27, 1938	30-49 (L)	There	
Jan. 16, 1939	39-42 (L)	Home	OT
Jan. 27, 1939	35-47 (L)	There	
Jan. 28, 1939	26-62 (L)	There	
1940	28-43 (L)	There	
1940	31-59 (L)	Home	
1940	17-43 (L)	Home	
Jan. 31, 1941	36-43 (L)	There	
Feb. 1, 1941	38-39 (L)	There	
Feb. 19, 1941	27-65 (L)	Home	
Jan. 29, 1942	lost (L)	There	
Feb. 20, 1942	26-50 (L)	Home	
Feb. 21, 1942	32-74 (L)	Home	
Feb. 1, 1947	38-67 (L)	There	
Jan. 16, 1948	45-43 (W)	Home	
Jan. 17, 1948	42-44 (L)	Home	
Jan. 31, 1948	41-51 (L)	There	
Jan. 13, 1949	67-70 (L)	Home	
Feb. 11, 1949	59-64 (L)	There	

All-Time Record vs. Opponents

Feb. 12, 1949	52-71 (L)		There	
Jan. 12, 1950	57-46 (W)		Home	
Jan. 13, 1950	54-43 (W)		Home	
Feb. 9, 1950	64-74 (L)		There	
Jan. 11, 1951	83-60 (W)		Home	
Feb. 9, 1951	68-62 (W)		There	
Feb. 10, 1951	70-62 (W)		There	
Jan. 12, 1952	95-70 (W)		Home	
Feb. 9, 1952	69-72 (L)		There	
Jan. 12, 1953	61-53 (W)		Home	
Feb. 9, 1953	50-61 (L)		There	
Jan. 12, 1954	82-79 (W)		Home	
Feb. 9, 1954	87-86 (W)	OT	There	
Jan. 10, 1955	90-75 (W)		Home	
Feb. 8, 1955	79-72 (W)		There	
Jan. 10, 1956	77-42 (W)		Home	
Feb. 7, 1956	73-51 (W)		There	
Jan. 11, 1957	79-56 (W)		There	
Feb. 15, 1957	98-65 (W)		Home	
Jan. 18, 1958	72-62 (W)		Home	
Feb. 8, 1958	68-51 (W)		There	
Feb. 2, 1959	57-66 (L)		There	
Feb. 9, 1959	91-72 (W)		Home	
Jan. 23, 1960	77-58 (W)		Home	
Feb. 20, 1960	62-59 (W)		There	
Feb. 3, 1961	77-60 (W)		There	
Feb. 10, 1961	120-67 (W)		Home	
Jan. 20, 1962	93-51 (W)		Home	
Feb. 17, 1962	86-49 (W)		There	
Feb. 1, 1963	91-47 (W)		There	
Feb. 6, 1963	81-50 (W)		Home	
Jan. 18, 1964	108-42 (W)		Home	
Feb. 15, 1964	85-65 (W)		There	
Jan. 15, 1965	64-48 (W)		Home	
Feb. 8, 1965	84-62 (W)		There	
Jan. 7, 1966	81-49 (W)		Home	
Jan. 25, 1966	77-53 (W)		There	
Jan. 23, 1967	85-62 (W)		There	
Feb. 3, 1967	95-68 (W)		Home	
Jan. 4, 1968	83-64 (W)		Home	
Jan. 20, 1968	97-70 (W)		There	
Feb. 1, 1969	110-58 (W)		Home	
Feb. 8, 1969	80-59 (W)		There	
Jan. 10, 1970	103-87 (W)		Home	
Jan. 24, 1970	90-86 (W)		There	
Jan. 23, 1971	104-65 (W)		Home	
Feb. 6, 1971	78-75 (W)	OT	There	
Nov. 25, 1971	115-104 (W)		MT	Conf Preseason
Jan. 15, 1972	104-85 (W)		Home	
Jan. 21, 1972	82-79 (W)		There	
Jan. 12, 1973	90-72 (W)		Home	
Jan. 13, 1973	66-54 (W)		Home	
Feb. 9, 1973	78-72 (W)		There	
Jan. 11, 1974	87-78 (W)		There	
Jan. 12, 1974	76-57 (W)		There	
Feb. 9, 1974	80-65 (W)		Home	

All-Time Record vs. Opponents

Jan. 10, 1975	85-62 (W)	Home
Jan. 11, 1975	100-70 (W)	Home
Feb. 7, 1975	85-80 (W)	There
Jan. 10, 1976	91-68 (W)	There
Feb. 17, 1976	112-72 (W)	Home
Jan. 8, 1977	76-77 (L)	There
Feb. 15, 1977	78-60 (W)	Home
Jan. 14, 1978	83-81 (W)	Home
Feb. 7, 1978	93-83 (W)	There
Jan. 12, 1979	93-59 (W)	There
Feb. 6, 1979	95-59 (W)	Home
Jan. 12, 1980	84-61 (W)	Home
Feb. 2, 1980	76-56 (W)	There
Nov. 22, 1986	85-77 (W)	Home
Dec. 17, 1986	82-64 (W)	There
Dec. 2, 1987	78-62 (W)	Home
Dec. 14, 1987	61-74 (L)	There
Dec. 11, 1991	94-62 (W)	Home
Dec. 20, 1991	46-63 (L)	There
Dec. 15, 1993	93-60 (W)	There
Nov. 23, 1993	75-74 (W)	Home
Nov. 28, 1995	92-104 (L)	There
Jan. 8, 1996	90-72 (L)	Home
Dec. 11, 2008	61-64 (L)	Home

MT Montana Western

Games to date: 150; Overall record: 74-76; Home: 49-27; Away: 23-45; Neutral: 2-4

1928	10-45 (L)	There
1929	lost (L)	There
1930	27-35 (L)	Home
1931	lost (L)	There
Feb. 17, 1932	27-54 (L)	There
Jan. 14, 1933	44-41 (W)	Home
Feb. 10, 1933	35-61 (L)	There
Feb. 6, 1934	24-47 (L)	There
Feb. 12, 1934	15-40 (L)	Home
Feb. 9, 1935	35-45 (L)	Home
Feb. 15, 1934	29-61 (L)	There
Feb. 9, 1936	31-55 (L)	Home
Feb. 14, 1936	31-59 (L)	There
Jan. 30, 1937	36-44 (L)	There
Feb. 18, 1937	58-60 (L)	Home
Jan. 28, 1938	36-71 (L)	There
Feb. 17, 1938	57-77 (L)	Home
Jan. 26, 1939	36-37 (L)	There
Feb. 17, 1939	62-47 (W)	Home
Feb. 18, 1939	41-40 (W)	Home
1940	29-37 (L)	Home
1940	20-58 (L)	There
1940	29-58 (L)	There
Jan. 17, 1941	29-56 (L)	Home
Jan. 18, 1941	32-77 (L)	Home
Jan. 30, 1941	28-41 (L)	There
Jan. 15, 1942	13-78 (L)	Home
Jan. 30, 1942	17-77 (L)	There
Jan. 31, 1942	lost (L)	There

All-Time Record vs. Opponents

Jan. 17, 1947	44-39 (W)		Home	
Jan. 18, 1947	51-45 (W)		Home	
Jan. 30, 1947	36-50 (L)		There	
Jan. 29, 1948	46-91 (L)		There	
Jan. 30, 1948	50-79 (L)		There	
Feb. 21, 1948	56-49 (W)		Home	
Feb. 10, 1949	46-57 (L)		There	
Feb. 18, 1949	62-77 (L)		Home	
Feb. 19, 1949	62-68 (L)		Home	
Feb. 10, 1950	50-69 (L)		There	
Feb. 11, 1950	56-79 (L)		There	
Feb. 16, 1950	51-50 (W)		Home	
Feb. 8, 1951	73-81 (L)		There	
Feb. 15, 1951	67-69 (L)		Home	
Feb. 16, 1951	73-74 (L)	OT	Home	
Feb. 9, 1952	85-81 (W)		There	
Feb. 15, 1952	73-63 (W)		Home	
Feb. 10, 1953	54-62 (L)		There	
Feb. 18, 1953	61-70 (L)		Home	
Feb. 8, 1954	76-68 (W)		There	
Feb. 15, 1954	63-66 (L)		Home	
Feb. 7, 1955	62-80 (L)		There	
Feb. 15, 1955	72-79 (L)		Home	
Feb. 6, 1956	87-83 (W)		There	
Feb. 13, 1956	70-86 (L)		Home	
Jan. 12, 1957	74-70 (W)		There	
Jan. 19, 1957	68-65 (W)		Home	
Mar. 4, 1957	64-67 (L)		Shrine	NAIA District #5
Feb. 7, 1958	81-84 (L)		There	
Feb. 14, 1958	68-74 (L)	OT	Home	
Jan. 20, 1959	83-78 (W)		Home	
Feb. 3, 1959	82-94 (L)		There	
Nov. 24, 1959	65-78 (L)		There	
Dec. 29, 1959	58-63 (L)		MT	NMC Holiday
Feb. 12, 1960	66-65 (W)		Home	
Feb. 19, 1960	71-78 (L)		There	
Dec. 29, 1960	81-73 (W)		Home	EMC Holiday
Jan. 21, 1961	91-87 (W)		Home	
Feb. 4, 1961	75-89 (L)		There	
Dec. 29, 1961	79-85 (L)		MT	Carroll Holiday
Feb. 5, 1962	77-58 (W)		Home	
Feb. 16, 1962	85-91 (L)	OT	There	
Jan. 19, 1963	86-62 (W)		Home	
Feb. 2, 1963	77-65 (W)		There	
Feb. 8, 1964	78-68 (W)		Home	
Feb. 14, 1964	71-63 (W)		There	
Feb. 2, 1965	82-43 (W)		Home	
Feb. 9, 1965	59-51 (W)		There	
Jan. 24, 1966	70-65 (W)		There	
Feb. 4, 1966	61-51 (W)		Home	
Jan. 21, 1967	79-70 (W)		There	
Jan. 28, 1967	88-58 (W)		Home	
Jan. 19, 1968	78-88 (L)		There	
Feb. 2, 1968	78-71 (W)		Home	
Feb. 28, 1968	85-81 (W)		MT	NAIA District #5
Mar. 5, 1968	75-68 (W)		Home	NAIA District #5

All-Time Record vs. Opponents

Jan. 25, 1969	74-77 (L)		Home	
Feb. 7, 1969	66-92 (L)		There	
Nov. 29, 1969	98-101 (L)		MT	Conf Preseason
Jan. 23, 1970	94-92 (W)		There	
Feb. 6, 1970	109-93 (W)		Home	
Nov. 28, 1970	91-70 (W)		There	Conf Preseason
Jan. 30, 1971	83-75 (W)		Home	
Feb. 5, 1971	83-75 (W)		There	
Nov. 26, 1971	85-66 (W)		MT	Conf Preseason
Jan. 20, 1972	85-77 (W)		There	
Feb. 15, 1972	91-88 (W)	OT	Home	
Feb. 3, 1973	100-92 (W)		Home	
Feb. 23, 1973	87-111 (L)		There	
Feb. 24, 1973	89-91 (L)		There	
Mar. 2, 1973	89-91 (L)		There	NAIA District #5
Mar. 4, 1973	91-83 (W)		Home	NAIA District #5
Mar. 5, 1973	77-76 (W)		Home	NAIA District #5
Jan. 31, 1974	76-103 (L)		There	
Feb. 22, 1974	69-67 (W)		Home	
Feb. 23, 1974	75-78 (L)		Home	
Jan. 30, 1975	83-74 (W)		Home	
Feb. 21, 1975	74-66 (W)		There	
Feb. 22, 1975	69-73 (L)		There	
Jan. 9, 1976	55-62 (L)		There	
Feb. 19, 1976	77-74 (W)		Home	
Feb. 25, 1976	84-73 (W)		Home	Conference Playoff
Jan. 7, 1977	70-62 (W)	OT	There	
Feb. 17, 1977	67-64 (W)		Home	
Feb. 3, 1978	86-72 (W)		There	
Feb. 22, 1978	95-79 (W)		Home	
Jan. 18, 1979	57-80 (L)		There	
Jan. 27, 1979	64-59 (W)		Home	
Feb. 28, 1979	66-67 (L)		Home	Conference Playoff
Jan. 11, 1980	73-58 (W)		Home	
Feb. 1, 1980	61-49 (W)		There	
Jan. 8, 1981	53-40 (W)		There	
Jan. 30, 1981	85-62 (W)		Home	
Nov. 20, 1981	62-55 (W)		Home	EMC Tip Off
Feb. 1, 1982	57-50 (W)		There	
Feb. 1, 1983	68-53 (W)		There	
Nov. 18, 1983	77-71 (W)		Home	EMC Tip Off
Dec. 8, 1983	41-40 (W)		There	
Nov. 24, 1984	71-68 (W)		Home	EMC Tip Off
Nov. 22, 1985	98-70 (W)		Home	EMC Tip Off
Jan. 11, 1986	70-65 (W)		There	
Nov. 29, 1986	88-62 (W)		Home	EMC Tip Off
Dec. 16, 1986	71-81 (L)		There	
Nov. 27, 1987	71-65 (W)		Home	
Dec. 15, 1987	50-63 (L)		There	
Nov. 25, 1988	59-52 (W)		Home	
Jan. 17, 1989	69-75 (L)		There	
Nov. 30, 1991	97-87 (W)		Home	
Jan. 11, 1992	60-74 (L)		There	
Nov. 28, 1992	96-83 (W)		Home	
Feb. 2, 1993	77-86 (L)		There	
Dec. 14, 1993	89-81 (W)		Home	

All-Time Record vs. Opponents

Nov. 30, 1994	85-96 (L)	There
Jan. 28, 1995	100-94 (W)	Home
Nov. 18, 1995	111-72 (W)	Home
Dec. 6, 1995	104-69 (W)	There
Dec. 31, 2007	57-77 (L)	Home
Nov. 22, 2008	81-76 (W)	Home
Dec. 19, 2012	57-78 (L)	Home
Nov. 8, 2013	67-78 (L)	Home

MT MSU-Northern (Formerly Northern Montana)

Games to date: 135; Overall record: 78-57; Home: 47-22; Away: 30-35; Neutral: 1-0

Feb. 9, 1931	25-38 (L)	There
Feb. 24, 1931	?-? (L)	Home
Feb. 9, 1932	?-? (L)	Home
Feb. 15, 1932	?-? (L)	There
Feb. 10, 1934	31-35 (L)	There
Feb. 17, 1934	31-22 (W)	Home
Feb. 13, 1935	19-59 (L)	There
Feb. 19, 1935	30-42 (L)	Home
Feb. 11, 1936	18-21 (L)	There
Feb. 18, 1936	30-37 (L)	Home
Jan. 22, 1937	27-43 (L)	Home
Feb. 13, 1937	31-46 (L)	There
Jan. 20, 1938	34-58 (L)	Home
Feb. 10, 1938	43-71 (L)	There
Feb. 11, 1938	47-61 (L)	There
Jan. 20, 1939	45-61 (L)	Home
Feb. 11, 1939	won (W)	There
1940	25-48 (L)	Home
1940	27-34 (L)	There
1940	25-52 (L)	There
Jan. 24, 1941	30-54 (L)	Home
Jan. 25, 1941	36-56 (L)	Home
Feb. 13, 1941	26-51 (L)	There
Jan. 22, 1942	30-48 (L)	Home
Feb. 13, 1942	23-54 (L)	There
Feb. 14, 1942	35-51 (L)	There
Jan. 24, 1947	36-39 (L)	Home
Jan. 25, 1947	40-44 (L)	Home
Feb. 13, 1947	41-46 (L)	There
Jan. 22, 1948	61-44 (W)	Home
Feb. 12, 1948	54-69 (L)	There
Feb. 13, 1948	54-84 (L)	There
Jan. 21, 1949	47-67 (L)	Home
Jan. 22, 1949	54-67 (L)	Home
Jan. 27, 1949	55-70 (L)	There
Jan. 19, 1950	63-48 (W)	Home
Jan. 27, 1950	47-38 (W)	There
Jan. 28, 1950	54-48 (W)	There
Jan. 19, 1951	71-72 (L)	Home
Jan. 20, 1951	79-57 (W)	Home
Jan. 25, 1951	72-87 (L)	There
Jan. 18, 1952	97-67 (W)	Home
Jan. 25, 1952	105-79 (W)	There
Jan. 24, 1953	67-42 (W)	Home
Jan. 28, 1953	58-73 (L)	There

OT

All-Time Record vs. Opponents

Jan. 18, 1954	71-67 (W)	Home	
Jan. 25, 1954	69-66 (W)	There	
Jan. 18, 1955	91-61 (W)	Home	
Jan. 21, 1955	69-74 (L)	There	
Jan. 16, 1956	76-55 (W)	Home	
Jan. 20, 1956	86-67 (W)	There	
Feb. 2, 1957	71-51 (W)	Home	
Feb. 8, 1957	61-64 (L)	There	
Jan. 12, 1958	53-65 (L)	There	
Jan. 31, 1958	66-72 (L)	Home	
Dec. 27, 1958	58-60 (L)	There	NMC Holiday
Feb. 16, 1959	57-58 (L)	There	
Feb. 24, 1959	77-74 (W)	Home	
Jan. 15, 1960	82-77 (W)	Home	
Feb. 5, 1960	50-58 (L)	There	
Feb. 17, 1961	86-96 (L)	There	
Feb. 21, 1961	76-75 (W)	Home	
Dec. 30, 1961	74-67 (W)	MT	Carroll Holiday
Jan. 15, 1962	86-61 (W)	Home	
Feb. 2, 1962	52-48 (W)	There	
Feb. 15, 1963	82-61 (W)	There	
Feb. 23, 1963	98-78 (W)	Home	
Jan. 10, 1964	87-54 (W)	Home	
Feb. 2, 1964	81-65 (W)	There	
Feb. 6, 1965	95-78 (W)	Home	
Feb. 22, 1965	91-79 (W)	There	
Jan. 14, 1966	80-59 (W)	Home	
Feb. 12, 1966	68-81 (L)	There	
Jan. 30, 1967	91-66 (W)	Home	
Feb. 18, 1967	84-79 (W)	There	
Jan. 13, 1968	76-74 (W)	Home	
Feb. 10, 1968	85-84 (W)	There	
Jan. 24, 1969	74-85 (L)	Home	
Feb. 22, 1969	87-116 (L)	There	
Jan. 16, 1970	114-92 (W)	Home	
Feb. 14, 1970	88-90 (L)	There	
Jan. 28, 1971	112-69 (W)	Home	
Feb. 20, 1971	103-80 (W)	There	
Jan. 28, 1972	103-69 (W)	Home	
Feb. 19, 1972	102-89 (W)	There	
Jan. 29, 1973	82-80 (W)	There	
Feb. 16, 1973	97-87 (W)	Home	
Feb. 17, 1973	112-77 (W)	Home	
Jan. 29, 1974	102-75 (W)	Home	
Feb. 16, 1974	86-80 (W)	There	
Feb. 17, 1974	65-58 (W)	There	
Jan. 28, 1975	75-52 (W)	There	
Feb. 14, 1975	95-71 (W)	Home	
Feb. 15, 1975	86-73 (W)	Home	
Jan. 16, 1976	96-82 (W)	Home	
Feb. 6, 1976	70-76 (W)	There	
Jan. 20, 1977	75-105 (L)	There	
Feb. 4, 1977	82-81 (W)	Home	
Jan. 24, 1978	78-59 (W)	There	
Feb. 17, 1978	82-76 (W)	Home	
Mar. 1, 1978	87-70 (W)	Home	Conference Playoff

All-Time Record vs. Opponents

Jan. 11, 1979	76-66 (W)	There	
Feb. 16, 1979	97-57 (W)	Home	
Feb. 27, 1979	83-65 (W)	Home	Conference Playoff
Jan. 25, 1980	62-60 (W)	There	
Feb. 15, 1980	66-60 (W)	Home	
Jan. 23, 1981	102-79 (W)	Home	
Nov. 21, 1981	62-57 (W)	Home	EMC Tipoff
Jan. 2, 1982	67-56 (W)	There	
Nov. 19, 1982	59-55 (W)	Home	EMC Tipoff
Dec. 14, 1982	53-70 (L)	There	
Nov. 19, 1983	75-61 (W)	Home	EMC Tipoff
Feb. 9, 1984	80-77 (W)	There	
Nov. 23, 1984	90-63 (W)	Home	EMC Tipoff
Dec. 18, 1984	57-50 (W)	There	
Jan. 14, 1986	66-54 (W)	There	
Dec. 1, 1986	75-62 (W)	There	
Feb. 9, 1987	95-75 (W)	Home	
Nov. 21, 1987	88-69 (W)	Home	
Jan. 6, 1988	76-86 (L)	There	
Nov. 18, 1989	99-63 (W)	Home	
Jan. 8, 1990	60-50 (W)	There	
Nov. 21, 1990	65-54 (W)	There	
Feb. 9, 1991	63-61 (W)	Home	
Jan. 4, 1992	94-103 (L)	There	
Feb. 8, 1992	74-88 (L)	Home	
Nov. 24, 1992	90-93 (L)	Home	
Dec. 19, 1992	88-92 (L)	There	
Jan. 19, 1994	83-85 (L)	There	
Dec. 30, 1994	76-77 (L)	Home	
Nov. 20, 1995	85-97 (L)	Home	
Jan. 19, 1996	94-91 (W)	There	
Dec. 23, 1997	118-80 (W)	Home	
Feb. 24, 2005	94-69 (W)	Home	
Nov. 22, 2013	76-41 (W)	Home	

MT Rocky Mountain

Games to date: 167; Overall record: 88-79; Home: 51-29; Away: 25-31; Neutral: 12-19

1929	22-33 (L)	There	
Mar. 10, 1932	26-23 (W)	Home	
Mar. 12, 1932	39-29 (W)	There	
Jan. 22, 1933	35-41 (L)	Home	
Feb. 23, 1933	18-39 (L)	There	
Jan. 10, 1934	60-61 (L)	Home	
Mar. 3, 1934	43-42 (W)	Home	
Jan. 10, 1935	15-43 (L)	There	
Mar. 2, 1935	27-42 (L)	There	
Jan. 11, 1936	28-27 (W)	Home	
Feb. 27, 1936	22-51 (L)	There	
Dec. 15, 1936	36-46 (L)	Home	
Jan. 9, 1937	30-47 (L)	There	
Feb. 6, 1937	40-70 (L)	There	
Feb. 17, 1937	39-50 (L)	Home	
Jan. 11, 1938	26-27 (L)	There	
Feb. 14, 1938	34-43 (L)	Home	
Dec. 3, 1938	25-51 (L)	ND	Dickinson Invite
Jan. 12, 1939	27-48 (L)	There	

All-Time Record vs. Opponents

Jan. 31, 1939	31-48 (L)		Home	
Feb. 21, 1939	32-40 (L)		Home	
1940	27-51 (L)		There	
1940	20-51 (L)		There	
1940	27-48 (L)		There	
Jan. 14, 1941	17-64 (L)		There	
Feb. 4, 1941	24-35 (L)		Home	
Feb. 25, 1941	38-58 (L)		Home	
Jan. 10, 1942	17-55 (L)		Home	
Jan. 20, 1942	21-51 (L)		There	
Feb. 24, 1942	30-66 (L)		Home	
Dec. 5, 1942	23-53 (L)		Home	
Dec. 15, 1942	21-58 (L)		There	
Jan. 9, 1943	23-67 (L)		There	
Jan. 29, 1943	37-67 (L)		Home	
Feb. 12, 1943	30-56 (L)		There	
Jan. 10, 1947	60-37 (W)		There	
Jan. 21, 1947	39-31 (W)		Home	
Feb. 25, 1947	62-41 (W)		Home	
Jan. 10, 1948	42-66 (L)		There	
Jan. 20, 1948	42-72 (L)		There	
Feb. 24, 1948	44-51 (L)		Home	
Jan. 11, 1949	39-50 (L)		There	
Jan. 18, 1949	55-65 (L)		There	
Feb. 22, 1949	51-48 (W)		There	
Jan. 10, 1950	48-52 (L)		There	
Jan. 31, 1950	67-79 (L)		There	
Feb. 23, 1950	77-79 (L)		Home	
Jan. 9, 1951	73-76 (L)		Home	
Jan. 30, 1951	57-45 (W)		Home	
Feb. 20, 1951	57-61 (L)		Shrine	
Jan. 9, 1952	82-57 (W)		Home	
Feb. 19, 1952	61-74 (L)		Shrine	
Dec. 23, 1952	69-76 (L)		Shrine	Midland Roundtable
Jan. 16, 1953	67-77 (L)		Shrine	
Feb. 24, 1953	55-58 (L)		Shrine	
Dec. 30, 1953	73-76 (L)	OT	Shrine	Midland Roundtable
Jan. 5, 1954	79-88 (L)		Home	
Feb. 20, 1954	64-63 (W)		Shrine	
Jan. 6, 1955	86-71 (W)		Home	
Feb. 22, 1955	69-86 (L)		YMCA	
Dec. 28, 1955	68-75 (L)		BSHS	Midland Roundtable
Jan. 26, 1956	89-107 (L)		Home	
Feb. 20, 1956	77-94 (L)		Shrine	
Dec. 29, 1956	56-77 (L)		Billings	Midland Roundtable
Jan. 4, 1957	60-61 (L)		Shrine	
Jan. 25, 1957	71-81 (L)		Home	
Mar. 5, 1957	63-78 (L)		Shrine	NAIA District #5
Jan. 7, 1958	62-69 (L)		Home	
Jan. 25, 1958	60-62 (L)		Shrine	
Jan. 6, 1959	67-73 (L)		Shrine	
Jan. 22, 1959	66-70 (L)		Home	
Jan. 7, 1960	79-61 (W)		Shrine	
Jan. 19, 1960	74-76 (L)		Shrine	
Jan. 6, 1961	82-84 (L)	OT	Shrine	
Feb. 14, 1961	90-76 (W)		Shrine	

All-Time Record vs. Opponents

Jan. 9, 1962	83-61 (W)		Home	
Feb. 13, 1962	67-54 (W)		Shrine	
Jan. 9, 1963	90-52 (W)		Shrine	
Feb. 12, 1963	85-56 (W)		Home	
Jan. 15, 1964	90-82 (W)		Shrine	
Feb. 5, 1964	78-66 (W)		Home	
Mar. 3, 1964	68-61 (W)		Home	NAIA District #5
Jan. 27, 1965	82-77 (W)		Home	
Feb. 16, 1965	82-75 (W)		Shrine	
Jan. 11, 1966	71-66 (W)	OT	Home	
Feb. 2, 1966	82-81 (W)	OT	Shrine	
Jan. 17, 1967	82-83 (L)	OT	Shrine	
Feb. 8, 1967	87-71 (W)		Home	
Feb. 28, 1967	100-88 (W)		Home	
Jan. 9, 1968	80-59 (W)		Home	
Feb. 14, 1968	98-76 (W)		Shrine	
Dec. 27, 1968	103-83 (W)		Home	Magic City
Jan. 14, 1969	73-71 (W)		Shrine	
Feb. 11, 1969	76-71 (W)		Home	
Jan. 13, 1970	118-98 (W)		Home	
Feb. 10, 1970	105-96 (W)		There	
Nov. 28, 1970	104-84 (W)		MT	Conf Preseason
Jan. 1, 1971	83-71 (W)		Home	Magic City
Jan. 12, 1971	84-78 (W)		There	
Feb. 9, 1971	97-78 (W)		Home	
Jan. 18, 1972	98-85 (W)		Home	
Feb. 8, 1972	94-99 (L)		There	
Jan. 9, 1973	88-82 (W)	OT	There	
Jan. 25, 1973	75-77 (L)		Home	
Feb. 13, 1973	88-81 (W)		Home	
Jan. 8, 1974	87-85 (W)		Home	
Jan. 24, 1974	72-73 (L)		There	
Feb. 12, 1974	80-71 (W)		There	
Jan. 7, 1975	75-70 (W)		There	
Jan. 23, 1975	92-59 (W)		Home	
Feb. 11, 1975	92-72 (W)		Home	
Jan. 20, 1976	109-93 (W)		Home	
Feb. 10, 1976	85-75 (W)		There	
Jan. 18, 1977	62-79 (L)		There	
Feb. 8, 1977	91-76 (W)		Home	
Jan. 17, 1978	78-76 (W)		There	
Feb. 10, 1978	85-97 (L)		Home	
Mar. 2, 1978	96-91 (W)		Home	Conference playoff
Jan. 16, 1979	102-75 (W)		There	
Feb. 8, 1979	97-95 (W)	OT	Metra	
Jan. 17, 1980	91-67 (W)		There	
Feb. 20, 1980	99-78 (W)		Home	
Jan. 14, 1981	70-57 (W)		Home	
Feb. 10, 1981	63-61 (W)		There	
Jan. 13, 1982	61-46 (W)		There	
Feb. 11, 1982	68-57 (W)		Home	
Nov. 23, 1982	65-44 (W)		There	
Feb. 8, 1983	67-57 (W)		Metra	
Jan. 30, 1984	75-82 (L)		There	
Feb. 7, 1984	82-69 (W)		Metra	
Nov. 19, 1984	69-71 (L)		Metra	

All-Time Record vs. Opponents

Dec. 9, 1985	106-84 (W)	Metra
Dec. 8, 1986	94-57 (W)	Home
Nov. 28, 1987	87-69 (W)	Home
Feb. 2, 1988	79-71 (W)	There
Nov. 26, 1988	64-61 (W)	Home
Jan. 10, 1989	63-70 (L)	There
Jan. 10, 1990	68-62 (W)	Home
Jan. 23, 1990	79-85 (L)	There
Dec. 4, 1990	82-69 (W)	There
Feb. 6, 1991	90-72 (W)	Home
Jan. 15, 1992	69-70 (L)	Home
Jan. 20, 1992	93-83 (W)	There
Dec. 7, 1992	77-63 (W)	There
Jan. 26, 1993	77-73 (W)	Home
Dec. 6, 1993	83-77 (W)	Home
Jan. 24, 1994	95-88 (W)	There
Dec. 6, 1994	85-104 (L)	Home
Jan. 31, 1995	77-90 (L)	There
Dec. 16, 1995	78-69 (W)	Home
Dec. 4, 1996	97-91 (W)	Home
Jan. 23, 1996	100-105 (L)	There
Nov. 22, 1997	119-101 (W)	There
Dec. 12, 1997	100-69 (W)	There
Jan. 20, 1998	119-95 (W)	Home
Dec. 7, 1998	93-94 (L)	Home
Jan. 2, 1999	104-103 (W)	OT There
Dec. 27, 1999	95-73 (W)	Home
Feb. 7, 2000	95-89 (W)	There
Dec. 6, 2000	108-73 (W)	Home
Dec. 8, 2005	100-92 (W)	Home
Dec. 10, 2005	100-76 (W)	There
Dec. 17, 2007	79-88 (L)	Home
Nov. 24, 2010	71-76 (L)	Home
Dec. 10, 2011	66-71 (L)	Home
Dec. 17, 2012	102-90 (W)	Home
Nov. 20, 2013	81-72 (W)	Home

MT University of Montana

Games to date: 8; Overall record: 1-7; Home record: 0-2; Away: 1-3; Neutral court: 0-2

Jan. 21, 1936	22-77 (L)	Home	
Dec. 16, 1961	62-101 (L)	Home	EMC Tourney
Dec. 27, 1976	63-84 (W)	forfeit There	
Dec. 29, 1980	44-58 (L)	Metra	KOA Classic
Dec. 4, 1984	58-72 (L)	There	
Jan. 2, 1986	57-63 (L)	There	
Nov. 30, 1987	63-67 (L)	Metra	
Jan. 8, 1993	47-95 (L)	There	

NC Gardner-Webb

Games to date: 1; Overall record: 0-1; Neutral court: 0-1

Mar. 13, 1972	94-109 (L)	KS	NAIA Nationals
---------------	------------	----	----------------

NC North Carolina-Charlotte

Games to date: 1; Overall record: 1-0; Home record: 1-0

Dec. 30, 1977	67-65 (W)	Metra	KOA Classic
---------------	-----------	-------	-------------

All-Time Record vs. Opponents

NC Queens College

Games to date: 1; Overall record: 1-0; Neutral court: 1-0

Nov. 14, 1998	104-88 (W)	Orlando	High Desert Classic
---------------	------------	---------	---------------------

NC Western Carolina

Games to date: 1; Overall record: 0-1; Neutral court: 0-1

Mar. 15, 1963	61-64 (L)	KS	NAIA Nationals
---------------	-----------	----	----------------

NC Winston Salem

Games to date: 1; Overall record: 0-1; Neutral court: 0-1

Mar. 11, 1975	75-82 (L)	KS	NAIA Nationals
---------------	-----------	----	----------------

ND Dickinson State

Games to date: 70; Overall record: 35-35; Home record: 22-14; Away record: 13-21;

Dec. 21, 1933	34-48 (L)	Home	
Jan. 7, 1938	38-67 (L)	Home	
Dec. 2, 1938	27-46 (L)	There	Dickinson Tourney
Jan. 6, 1939	35-69 (L)	Home	
Dec. 3, 1946	45-54 (L)	Home	
Dec. 14, 1946	35-67 (L)	There	
Mar. 5, 1948	38-46 (L)	Home	
Mar. 6, 1948	44-69 (L)	Home	
Dec. 10, 1948	51-74 (L)	There	
Dec. 16, 1948	47-51 (L)	Home	
Dec. 2, 1949	44-57 (L)	There	
Dec. 6, 1949	45-56 (L)	BSHS	
Nov. 30, 1950	59-68 (L)	There	
Dec. 1, 1950	53-66 (L)	There	
Dec. 8, 1950	66-58 (W)	Home	
Nov. 30, 1951	59-61 (L)	There	
Dec. 1, 1951	52-41 (W)	There	
Dec. 13, 1951	66-65 (W)	Home	
Dec. 15, 1951	53-49 (W)	Home	
Dec. 5, 1952	63-66 (L)	There	
Dec. 6, 1952	70-62 (W)	There	
Nov. 27, 1953	56-75 (L)	Home	
Dec. 5, 1953	66-96 (L)	There	
Dec. 6, 1954	73-81 (L)	There	
Dec. 7, 1954	86-90 (L)	2OT	There
Dec. 9, 1955	50-63 (L)	Home	
Dec. 10, 1955	65-61 (W)	Home	
Nov. 30, 1956	55-63 (L)	There	
Dec. 5, 1956	53-50 (W)	Home	
Dec. 13, 1957	63-73 (L)	There	
Dec. 14, 1957	67-75 (L)	There	
Dec. 12, 1958	59-63 (L)	Home	
Dec. 13, 1958	45-64 (L)	Home	
Dec. 4, 1959	63-74 (L)	There	
Dec. 5, 1959	71-74 (L)	There	
Dec. 3, 1960	89-82 (W)	Home	
Dec. 5, 1960	81-87 (L)	Home	
Dec. 1, 1961	85-68 (W)	There	
Dec. 2, 1961	82-81 (W)	There	
Dec. 3, 1962	97-67 (W)	Home	
Dec. 4, 1962	92-59 (W)	Home	
Nov. 29, 1963	71-58 (W)	There	

All-Time Record vs. Opponents

Nov. 30, 1963	82-53 (W)		There	
Nov. 27, 1964	89-75 (W)		Home	
Nov. 28, 1964	100-67 (W)		Home	
Nov. 26, 1965	70-80 (L)		There	
Nov. 27, 1965	68-70 (L)		There	
Nov. 25, 1966	70-75 (L)		Home	
Nov. 26, 1966	88-80 (W)		Home	
Nov. 24, 1967	77-105 (L)		There	
Nov. 25, 1967	81-92 (L)		There	
Nov. 29, 1968	92-54 (W)		Home	
Nov. 30, 1968	76-73 (W)		Home	
Nov. 24, 1969	96-81 (W)		There	
Nov. 25, 1969	80-68 (W)		There	
Nov. 20, 1970	95-75 (W)		Home	
Nov. 21, 1970	87-62 (W)		Home	
Jan. 3, 1972	91-100 (L)		There	
Jan. 4, 1972	109-71 (W)		There	
Dec. 15, 1972	100-83 (W)		Home	
Dec. 16, 1972	111-87 (W)		Home	
Dec. 14, 1973	97-95 (W)	OT	There	
Dec. 15, 1973	115-79 (W)		There	
Nov. 29, 1976	97-83 (W)		There	
Nov. 22, 1977	84-81 (W)		Home	
Mar. 4, 1978	110-79 (W)		Home	NAIA District #12
Dec. 10, 1983	83-51 (W)		Home	
Jan. 5, 1985	87-74 (W)		There	
Dec. 9, 1998	108-77 (W)		Home	
Dec. 16, 2011	82-66 (W)		Home	

ND Jamestown

Games to date: 3; Overall record: 2-1; Home record: 2-0; Neutral court: 0-1

Dec. 15, 1979	60-77 (L)		ND	Mary Tourney
Nov. 29, 1997	118-91 (W)		Home	
Jan. 3, 2000	99-93 (W)		Home	

ND Mary

Games to date: 8; Overall record: 5-3; Home record: 3-1; Away record: 2-2

Dec. 14, 1979	83-74 (W)		There	Mary Tourney
Jan. 16, 1984	77-65 (W)		Home	
Nov. 26, 2008	70-67 (W)	OT	Home	
Dec. 1, 2008	72-83 (L)		There	
Nov. 21, 2009	72-68 (W)		Home	
Dec. 30, 2009	62-76 (L)		There	
Nov. 16, 2010	68-70 (L)		Home	
Nov. 26, 2011	79-75 (W)		There	

ND Minot State

Games to date: 8; Overall record: 8-0; Home court: 7-0 Neutral court: 1-0

Nov. 20, 1962	96-68 (W)		MT	Tournament ?
Nov. 25, 2000	87-59 (W)		Home	
Nov. 24, 2001	101-86 (W)		Home	
Nov. 30, 2002	101-79 (W)		Home	
Nov. 22, 2003	98-95 (W)		Home	
Nov. 20, 2004	107-93 (W)		Home	
Nov. 26, 2005	111-79 (W)		Home	
Nov. 20, 2010	83-63 (W)		Home	

All-Time Record vs. Opponents

ND North Dakota State

Games to date: 5; Overall record: 2-3; Home record: 2-0; Away: 0-2; Neutral: 0-1

Dec. 23, 1985	82-74 (W)	Home	
Dec. 20, 1986	58-59 (L)	There	
Dec. 29, 1993	77-80 (L)	G. Forks	UND Classic
Nov. 26, 1999	101-96 (W)	Home	
Dec. 11, 1999	75-93 (L)	There	

ND University of North Dakota

Games to date: 10; Overall record: 3-7; Home record: 2-0; Away record: 1-6; Neutral: 0-1

Feb. 3, 1969	73-106 (L)	There	
Jan. 21, 1974	73-80 (L)	There	
Dec. 13, 1975	65-73 (L)	There	
Mar. 5, 1982	54-59 (L)	There	NCAA Tournament
Dec. 4, 1982	71-65 W)	Home	
Nov. 28, 1983	57-82 (L)	There	
Dec. 30, 1985	61-52 (W)	There	UND Holiday
Dec. 6, 1986	71-58 (W)	Home	
Dec. 28, 1992	62-97 (L)	There	UND Classic
Dec. 10, 1999	92-72 (L)	Fargo, ND	NDSU Classic

ND Valley City State

Games to date: 2; Overall record: 2-0; Home record: 2-0

Mar. 3, 1976	97-68 (W)	Home	NAIA District #12
Mar. 1, 1980	106-77 (W)	Home	NAIA District #12

NE Chadron State

Games to date: 12; Overall record: 7-5; Home record: 7-1; Away record: 0-4

Dec. 7, 1956	69-84 (L)	There	
Dec. 8, 1956	68-79 (L)	There	
Dec. 6, 1957	60-70 (L)	Home	
Dec. 7, 1957	68-57 (W)	Home	
Dec. 1, 2001	98-87 (W)	Home	
Dec. 7, 2002	103-69 (W)	Home	
Dec. 6, 2003	85-81 (W)	Home	
Dec. 4, 2004	101-90 (W)	Home	
Nov. 29, 2008	74-81 (L)	There	
Jan. 2, 2009	76-69 (W)	Home	
Nov. 27, 2010	74-87 (L)	There	
Nov. 11, 2011	98-94 (W)	OT Home	

NE Doane College

Games to date: 1; Overall record: 1-0; Home record: 1-0; Away record: 0-0

Nov. 30, 1985	80-67 (W)	Home	
---------------	-----------	------	--

NE Hiram Scott

Games to date: 2; Overall record: 1-1; Home record: 1-0; Away record: 0-1

Dec. 6, 1969	87-97 (L)	There	
Jan. 17, 1970	106-74 (W)	Home	

NE Nebraska-Omaha

Games to date: 3; Overall record: 0-3; Home: 0-2; Away: 0-1

Nov. 24, 2007	56-113 (L)	There	
Dec. 22, 2007	77-88 (L)	Home	
Dec. 23, 2007	85-98 (L)	Home	

All-Time Record vs. Opponents

NE Wayne State

Games to date: 1; Overall record: 1-0; Neutral court: 1-0

Mar. 13, 1968	83-70 (W)	KS	NAIA Nationals
---------------	-----------	----	----------------

NM Eastern New Mexico

Games to date: 3; Overall record: 2-1; Home record: 2-1; Away record: 0-1

Jan. 8, 1971	75-99 (L)	There	
Dec. 1, 1989	89-84 (W)	OT	Home
Dec. 2, 1989	73-59 (W)		Home

NM University of New Mexico

Games to date: 2; Overall record: 1-1; Home record: 1-0; Away record: 0-1

Jan. 27, 1964	42-88 (L)	There	
Dec. 28, 1968	76-70 (W)	Home	Magic City

NM Northern New Mexico College

Games to date: 2; Overall record: 2-0; Home record: 2-0

Dec. 11, 2009	85-64 (W)	Home	
Nov. 12, 2011	98-77 (W)	Home	

NM Western New Mexico

Games to date: 33; Overall record: 26-7; Home record: 16-1; Away record: 9-6; Neutral record: 1-0

Jan. 26, 1995	88-89 (L)	Home	
Feb. 23, 1995	54-64 (L)	There	
Jan. 25, 1996	92-70 (W)	Home	
Feb. 19, 1996	60-78 (L)	There	
Jan. 18, 1997	100-71 (W)	There	
Feb. 15, 1997	130-74 (W)	Home	
Jan. 15, 1998	87-75 (W)	There	
Jan. 24, 1998	117-87 (W)	Home	
Dec. 4, 1998	99-82 (W)	Home	
Feb. 18, 1999	133-73 (W)	There	
Feb. 12, 2000	116-77 (W)	There	
Feb. 26, 2000	109-59 (W)	Home	
Feb. 23, 2001	120-86 (W)	Home	
Feb. 24, 2001	136-82 (W)	Home	
Jan. 25, 2002	76-74 (W)	There	
Jan. 26, 2002	72-67 (W)	There	
Mar. 1, 2002	106-83 (W)	Home	
Mar. 2, 2002	96-58 (W)	Home	
Jan. 30, 2003	109-91 (W)	Home	
Feb. 1, 2003	146-73 (W)	Home	
Feb. 20, 2003	111-79 (W)	There	
Feb. 22, 2003	83-73 (W)	There	
Jan. 29, 2004	87-89 (L)	There	
Jan. 31, 2004	77-87 (L)	There	
Mar. 4, 2004	113-79 (W)	Home	
Mar. 6, 2004	85-66 (W)	Home	
Jan. 27, 2005	118-70 (W)	Home	
Jan. 29, 2005	104-76 (W)	Home	
Mar. 3, 2005	80-68 (W)	There	
Jan. 4, 2006	122-97 (W)	Home	
Feb. 24, 2006	60-80 (L)	There	
Feb. 25, 2006	77-85 (L)	There	
Nov. 19, 2012	67-61 (W)	Neutral	UHH Tournament

All-Time Record vs. Opponents

NY St. Francis

Games to date: 1; Overall record: 1-0; Home record: 1-0

Dec. 29, 1981	60-47 (W)	Metra	KOA Classic
---------------	-----------	-------	-------------

OH Akron

Games to date: 3; Overall record: 0-3; Home record: 0-1; Away record: 0-2

Dec. 29, 1969	71-96 (L)	There	
Dec. 30, 1972	74-81 (L)	2OT	There
Dec. 23, 1974	62-63 (L)	Home	

OH Cleveland State

Games to date: 2; Overall record: 0-2; Home record: 0-1; Away record: 0-1

Dec. 27, 1969	81-91 (L)	There	
Dec. 21, 1970	81-90 (L)	Home	

OH Toledo

Games to date: 1; Overall record: 0-1; Away record: 0-1

Dec. 18, 1975	69-80 (L)	There	
---------------	-----------	-------	--

OH Wright State

Games to date: 1; Overall record: 0-1; Away record: 0-1

Jan. 10, 1987	73-76 (L)	There	Wright Tourney
---------------	-----------	-------	----------------

OH Youngstown State

Games to date: 2; Overall record: 1-1; Home record: 0-0; Away record: 1-1

Dec. 30, 1969	76-90 (L)	There	
Dec. 28, 1972	72-70 (W)	There	

OK Cameron University

Games to date: 1; Overall record: 0-1; Home record: 0-1

Nov. 24, 1994	77-79 (L)	Home	MSU-B Shootout
---------------	-----------	------	----------------

OK Central Oklahoma

Games to date: 4; Overall record: 3-1; Home record: 3-1

Nov. 24, 1989	81-88 (L)	OT	Home
Nov. 25, 1989	64-46 (W)		Home
Nov. 26, 1994	110-106 (W)		Home
Dec. 17, 1998	134-118 (W)		Home

OK East Central

Games to date: 1; Overall record: 0-1; Home record: 0-0; Away record: 0-0; Neutral: 0-1

Dec. 29, 2005	79-85(L)	Kingsville	Kingsville Tournament
---------------	----------	------------	-----------------------

OK Oklahoma Panhandle State

Games to date: 9; Overall record: 6-3; Home record: 6-0; Away record: 0-3

Jan. 12, 2002	103-79 (W)	Home	
Jan. 13, 2002	118-90 (W)	Home	
Jan. 6, 2006	88-77 (W)	Home	
Jan 7, 2006	90-89 (W)	Home	
Feb. 22, 2006	60-80 (L)	There	
Mar. 1, 2006	80-67 (W)	Home	Round 1 of Heartland Playoffs
Dec. 30, 2006	65-54 (W)	Home	
Jan. 12, 2007	64-69 (L)	There	
Jan. 13, 2007	48-62 (L)	There	

All-Time Record vs. Opponents

OR Cascade College

Games to date: 1; Overall record: 1-0; Home record: 1-0

Nov. 19, 2000	101-94 (W)	Home
---------------	------------	------

OR Concorida University of Portland

Games to date: 1; Overall record: 1-0; Home record: 1-0

Nov. 26, 1998	104-73 (W)	Home
---------------	------------	------

OR Oregon State

Games to date: 1; Overall record: 1-0; Away record: 1-0

Jan. 3, 1996	79-75 (W)	There
--------------	-----------	-------

OR Portland State

Games to date: 5; Overall record: 1-4; Home record: 1-1; Away: 0-2; Neutral: 0-1

Jan. 31, 1969	100-88 (W)	Home	
Dec. 19, 1970	94-121 (L)	There	
Dec. 11, 1976	60-88 (L)	There	
Jan. 15, 1977	83-86 (L)	Home	
Dec. 16, 1978	65-66 (L)	OT CA	Malibu Classic

OR Southern Oregon State

Games to date: 3; Overall record: 3-0; Neutral record: 2-0; Away record: 1-0

Nov. 23, 1991	77-74 (W)	CA	Humboldt Tourney
Dec. 30, 1995	95-84 (W)	There	
Dec. 28, 1996	132-72 (W)	Home	

OR University of Portland

Games to date: 5; Overall record: 1-4; Home record: 0-0; Away record: 1-4

Jan. 15, 1966	77-74 (W)	There
Dec. 21, 1968	84-105 (L)	There
Dec. 8, 1980	66-71 (L)	There
Dec. 5, 1981	48-61 (L)	There
Jan. 13, 1985	59-80 (L)	There

OR Western Oregon

Games to date: 18; Overall record: 10-8; Home record: 7-2; Away record: 2-6; Neutral: 1-0

Jan. 23, 1999	111-87 (W)	Home	
Dec. 16, 2003	88-94 (L)	There	
Jan. 3, 2004	72-70 (W)	Home	
Jan. 19, 2008	72-85 (L)	There	
Feb. 14, 2008	66-83 (L)	Home	
Jan. 15, 2009	91-83 (W)	Home	
Feb. 5, 2009	71-72 (L)	There	
Feb. 13, 2010	103-95 (W)	There	
Feb. 25, 2010	84-76 (W)	Home	
Jan. 1, 2011	80-77 (W)	Home	
Jan. 27, 2011	79-83 (L)	There	
Dec. 31, 2011	60-71 (L)	There	
Jan. 26, 2012	79-57 (W)	Home	
Feb. 29, 2012	80-75 (W)	Neutral	GNAC Tourney First Round
Jan. 26, 2013	88-74 (W)	Home	
Feb. 21, 2013	74-69 (W) OT	There	
Jan. 4, 2014	90-98 (L)	Away	
Jan. 30, 2014	77-84 (L)	Home	

OR Western Baptist

All-Time Record vs. Opponents

Games to date: 1; Overall record: 1-0; Home record: 1-0

Feb. 24, 1978	89-62 (W)	Home
---------------	-----------	------

OR Willamette

Games to date: 2; Overall record: 2-0; Home record: 2-0

Nov. 24, 1990	69-51 (W)	Home
---------------	-----------	------

Nov. 29, 1996	117-86 (W)	Home
---------------	------------	------

PA Gannon

Games to date: 3; Overall record: 0-3; Away record: 0-2; Neutral Court: 0-1

Dec. 31, 1969	92-96 (L)	There
---------------	-----------	-------

Jan. 3, 1973	94-113 (L)	There
--------------	------------	-------

Mar. 20, 1987	55-61 (L)	MA	NCAA Final Four
---------------	-----------	----	-----------------

PR Puerto Rico-Mayaguez

Games to date: 2; Overall record: 2-0; Home record: 2-0; Away record: 0-0; Neutral Court: 0-0

Dec. 7, 2001	113-73 (W)	Home
--------------	------------	------

Dec. 8, 2001	121-79 (W)	Home
--------------	------------	------

RI Brown

Games to date: 1; Overall record: 1-0; Home record: 1-0

Dec. 30, 1983	83-68 (W)	Metra	KOA Classic
---------------	-----------	-------	-------------

SD Augustana College

Games to date: 5; Overall record: 1-4; Home record: 0-2; Away record: 0-2; Neutral court: 1-0

Dec. 8, 1967	73-75 (L)	Home
--------------	-----------	------

Dec. 15, 1975	66-74 (L)	There
---------------	-----------	-------

Mar. 8, 1986	86-61 (W)	ND	NCAA Tournament
--------------	-----------	----	-----------------

Dec. 20, 2008	79-81 (L)	Home
---------------	-----------	------

Nov. 24, 2009	63-82 (L)	There
---------------	-----------	-------

SD Black Hills State

Games to date: 16; Overall record: 9-7; Home record: 7-4; Away record: 2-3

Dec. 9, 1938	37-43 (L)	Home
--------------	-----------	------

1940	32-47 (L)	Home
------	-----------	------

Dec. 4, 1946	49-43 (W)	Home
--------------	-----------	------

Dec. 12, 1947	27-51 (L)	Home
---------------	-----------	------

Dec. 3, 1948	40-64 (L)	Home
--------------	-----------	------

Mar. 2, 1949	52-64 (L)	There
--------------	-----------	-------

Dec. 9, 1949	51-48 (W)	Home
--------------	-----------	------

Jan. 7, 1950	44-61 (L)	There
--------------	-----------	-------

Jan. 6, 1972	94-85 (W)	Home
--------------	-----------	------

Dec. 6, 1975	93-76 (W)	There
--------------	-----------	-------

Jan. 7, 1976	84-79 (W)	Home
--------------	-----------	------

Feb. 28, 1976	86-68 (W)	Home	NAIA District #12
---------------	-----------	------	-------------------

Dec. 6, 1976	87-62 (W)	Home
--------------	-----------	------

Jan. 4, 1977	66-59 (W)	There
--------------	-----------	-------

Nov. 10, 2012	89-50 (W)	Home
---------------	-----------	------

Nov. 16, 2013	77-97 (L)	Away
---------------	-----------	------

SD Dakota Wesleyan

Games to date: 2; Overall record: 1-1; Home record: 1-0 Away record: 0-1

Mar. 2, 1974	83-84 (L)	There	NAIA District #12
--------------	-----------	-------	-------------------

Dec. 19, 2000	102-91 (W)	Home
---------------	------------	------

SD Huron College

All-Time Record vs. Opponents

Games to date: 4; Overall record: 2-2; Home record: 1-1; Away record: 1-1

Dec. 28, 1973	72-80 (L)	There	Huron Holiday
Dec. 2, 1974	76-67 (W)	Home	
Dec. 27, 1974	61-60 (W)	There	Huron Holiday
Mar. 5, 1980	59-60 (L)	Home	NAIA District #12

SD Mount Marty

Games to date: 1; Overall record: 1-0; Away record: 1-0

Mar. 5, 1978	73-70 (W)	OT	Home	NAIA Dist #12
--------------	-----------	----	------	---------------

SD Northern State

Games to date: 3; Overall record: 2-1; Home record: 1-0; Neutral Court: 1-1

Dec. 27, 1973	74-72 (W)	ND	Huron Holiday
Dec. 26, 1974	63-70 (L)	ND	Huron Holiday
Mar. , 1975	76-66 (W)	Home	NAIA District #12

SD Sioux Falls College

Games to date: 1; Overall record: 0-1; Home record: 0-1

Dec. 28, 1967	82-85 (L)	OT	Home	Magic City
---------------	-----------	----	------	------------

SD South Dakota State

Games to date: 5; Overall record: 1-4; Home record: 1-1; Away record: 0-3

Dec. 12, 1970	71-82 (L)	There
Nov. 30, 1981	37-48 (L)	There
Dec. 6, 1982	83-74 (W)	Home
Dec. 17, 1994	67-72 (L)	Home
Dec. 2, 1995	86-117 (L)	There

SD South Dakota Mines (Formerly SD Tech)

Games to date: 8; Overall record: 2-6; Home record: 2-2; Away record: 0-4

1946	lost (L)	Home
Dec. 6, 1947	33-39 (L)	Home
Jan. 5, 1948	54-58 (L)	There
Jan. 5, 1949	55-69 (L)	There
Dec. 6, 1949	50-46 (W)	BSHS
Jan. 6, 1950	49-53 (L)	There
Dec. 7, 2012	87-73 (W)	Home
Nov. 14, 2013	65-72 (L)	Away

SD University of South Dakota

Games to date: 6; Overall record: 3-3; Home record: 3-0; Away record: 0-3

Dec. 10, 1970	83-89 (L)	There
Dec. 16, 1971	99-83 (W)	Home
Dec. 2, 1972	82-103 (L)	There
Dec. 1, 1973	87-70 (W)	Home
Nov. 25, 1995	77-76 (W)	Home
Dec. 12, 1998	76-103 (L)	There

TN East Tennessee State

Games to date: 1; Overall record: 0-1; Away record: 0-1

Dec. 5, 1977	63-72 (L)	There
--------------	-----------	-------

TN Memphis State

Games to date: 1; Overall record: 0-1; Away record: 0-1

Dec. 17, 1979	65-96 (L)	There
---------------	-----------	-------

All-Time Record vs. Opponents

TN University of Tennessee

Games to date: 1; Overall record: 0-1; Away record: 0-1

Dec. 6, 1977	76-92 (L)	There
--------------	-----------	-------

TX Angelo State

Games to date: 1; Overall record: 1-0; Neutral court: 1-0

Dec. 11, 1992	80-74 (W)	Metra/Home	EMC Tourney
---------------	-----------	------------	-------------

TX Dallas Baptist

Games to date: 3; Overall record: 1-2; Home record: 1-1; Away record: 0-1 Neutral court: 0-0

Jan. 17, 2007	69-78 (L)	There
Feb. 19, 2007	77-74 (W)	Home
Feb. 20, 2007	71-79 (L)	Home

TX Incarnate Word

Games to date: 6; Overall record: 3-3; Home record: 1-2; Away record: 2-1

Jan. 11, 2005	72-64 (W)	There
Jan. 12, 2006	72-67 (W)	There
Feb. 15, 2006	70-65 (W)	Home
Jan. 27, 2007	62-82 (L)	Home
Jan. 28, 2007	66-72 (L)	Home
Feb. 10, 2007	65-79 (L)	There

TX Midwestern State

Games to date: 1; Overall record: 1-0; Neutral court: 1-0

Dec. 29, 1985	69-66 (W)	ND	UND Holiday
---------------	-----------	----	-------------

TX Univ. of Texas at Pan American

Games to date: 2 Overall record: 1-1; Home record: 1-0; Away record: 0-1

Jan. 28, 1966	60-46 (W)	Home
Dec. 21, 1966	53-69 (L)	There

TX St. Edward's

Games to date: 7 Overall record: 3-4; Home record: 2-1; Away record: 1-3

Jan. 28, 2006	136-101 (W)	Home	
Feb. 10, 2006	95-105 (L)	There	
Feb. 11, 2006	82-79 (W)	There	
Mar. 4, 2006	77-83 (L)	There	Heartland Championship
Jan. 6, 2007	60-56 (W)	Home	
Jan. 7, 2007	60-91 (L)	Home	
Feb. 24, 2007	67-84 (L)	There	

TX St. Mary's

Games to date: 6 Overall record: 3-3; Home record: 2-1; Away record: 1-2

Jan. 14, 2006	90-80 (W)	There
Feb. 17, 2006	94-87 (W)	Home
Feb. 18, 2006	107-76 (W)	Home
Dec. 8, 2007	52-64 (L)	There
Jan. 24, 2007	51-67 (L)	Home
Feb. 8, 2007	62-70 (L)	There

TX Texas A&M

Games to date: 1; Overall record: 1-0; Home record: 1-0

Dec. 30, 1980	39-38 (W)	Metra	KOA Classic
---------------	-----------	-------	-------------

TX Texas A&M-International

All-Time Record vs. Opponents

Games to date: 2; Overall record: 0-2; Home record: 0-1; Away record: 0-1 Neutral court: 0-0

Dec. 6, 2006	58-59 (L)	There
Dec. 30, 2006	73-80 (L)	Home

TX Texas A&M-Kingsville

Games to date: 1; Overall record: 0-1; Home record: 0-0; Away record: 0-1

Dec. 30, 2005	78-93 (L)	There	Kingsville Tournament
---------------	-----------	-------	-----------------------

TX Texas-Permian Basin

Games to date: 2; Overall record: 1-1; Home record: 1-0; Away record: 0-1 Neutral court: 0-0

Jan. 15, 2007	87-93 (L)	There
Feb. 17, 2007	111-61 (W)	Home

TX West Texas State

Games to date: 1; Overall record: 0-1; Home record: 0-0; Away record: 0-1

Dec. 20, 1983	71-90 (L)	There
---------------	-----------	-------

UT Brigham Young

Games to date: 1; Overall record: 0-1; Home record: 0-0; Away record: 0-1

Jan. 11, 2005	70-110 (L)	There
---------------	------------	-------

UT Dixie State College

Games to date: 6; Overall record: 1-5; Home: 1-2; Away: 0-2; Neutral: 0-1

Dec. 5, 2009	75-78 (L)	There
Dec. 21, 2009	63-60 (W)	Home
Dec. 11, 2010	69-73 (L)	OT Home
Nov. 15, 2011	70-81 (L)	There
Nov. 16, 2012	77-90 (L)	Home
Dec. 19, 2013	65-83 (L)	Neutral

UT Southern Utah

Games to date: 4; Overall record: 2-2; Home record: 1-0; Away record: 1-2

Jan. 25, 1988	60-55 (W)	There
Feb. 17, 1988	77-75 (W)	Home
Mar. 1, 1993	52-95 (L)	There
Nov. 17, 2011	60-63 (L)	There

UT University of Utah

Games to date: 1; Overall record: 0-1; Away record: 0-1

Nov. 26, 1991	42-89 (L)	There
---------------	-----------	-------

UT Weber State

Games to date: 9; Overall record: 0-9; Home record: 0-4; Away record: 0-5

Jan. 25, 1963	79-89 (L)	There
Jan. 26, 1963	69-96 (L)	There
Dec. 13, 1963	63-79 (L)	Home
Dec. 14, 1963	77-88 (L)	Home
Dec. 2, 1964	81-97 (L)	There
Jan. 25, 1965	80-85 (L)	Home
Dec. 4, 1965	76-88 (L)	There
Dec. 5, 1966	67-102 (L)	There
Dec. 8, 1966	69-76 (L)	Home

UT Westminster

Games to date: 32; Overall record: 13-19; Home Record: 11-6; Away Record: 2-13;

Feb. 18, 1957	64-73 (L)	There
---------------	-----------	-------

All-Time Record vs. Opponents

Feb. 19, 1957	67-81 (L)	There
Feb. 17, 1958	80-82 (L)	Home
Feb. 18, 1958	59-77 (L)	Home
Jan. 16, 1959	72-76 (L)	Home
Jan. 17, 1959	73-74 (L)	Home
Jan. 29, 1960	53-96 (L)	There
Jan. 30, 1960	60-77 (L)	There
Jan. 27, 1961	107-66 (W)	Home
Jan. 28, 1961	81-80 (W)	Home
Jan. 22, 1962	73-83 (L)	There
Jan. 23, 1962	74-81 (L)	There
Dec. 7, 1962	80-60 (W)	Home
Dec. 8, 1962	69-40 (W)	Home
Jan. 8, 1964	78-84 (L)	Home
Jan. 24, 1964	82-95 (L)	There
Dec. 5, 1964	76-98 (L)	There
Feb. 13, 1965	82-76 (W)	Home
Dec. 3, 1965	93-97 (L)	There
Jan. 29, 1966	76-66 (W)	Home
Dec. 9, 1966	68-72 (L)	Home
Jan. 2, 1967	80-88 (L)	There
Dec. 9, 1967	96-76 (W)	Home
Feb. 22, 1968	107-112 (L)	There
Dec. 6, 1968	106-90 (W)	Home
Dec. 20, 1968	88-112 (L)	There
Dec. 5, 1969	96-75 (W)	There
Dec. 19, 1969	103-77 (W)	Home
Dec. 18, 1970	78-80 (L)	There
Jan. 13, 1971	76-58 (W)	Home
Dec. 3, 1971	105-84 (W)	There
Dec. 4, 1972	86-80 (W)	Home

VA Norfolk State

Games to date: 1; Overall record: 0-1; Home record: 0-1

Mar. 9, 1985	78-90 (L)	Home	NCAA Tournament
--------------	-----------	------	-----------------

VT Green Mountain

Games to date: 2; Overall record: 2-0; Home record: 2-0

Jan. 16, 2004	124-70 (W)	Home
Jan. 17, 2004	131-49 (W)	Home

WA Central Washington

Games to date: 19; Overall record: 5-14; Home record: 3-5; Away record: 1-8; Neutral court: 1-1

Mar. 8, 1965	63-61 (W)	KS	NAIA Nationals
Jan. 27, 2000	83-122 (L)	There	
Feb. 3, 2001	110-81 (W)	Home	
Dec. 1, 2006	63-92 (L)	Neutral	NNU Tournament
Feb. 2, 2008	64-94 (L)	There	
Feb. 28, 2008	72-88 (L)	Home	
Jan. 21, 2009	65-70 (L)	Home	
Mar. 5, 2009	71-87 (L)	There	
Jan. 28, 2010	57-73 (L)	Home	
Mar. 4, 2010	92-85 (W)	There	
Jan. 15, 2011	55-69 (L)	Home	
Feb. 12, 2011	72-84 (L)	There	
Feb. 28, 2011	59-79 (L)	There	GNAC Tournament

All-Time Record vs. Opponents

Jan. 14, 2012	107-115 (L)	There
Feb. 9, 2012	89-99 (L)	Home
Jan. 17, 2013	86-89 (L)	There
Feb. 16, 2013	83-78 (W)	Home
Dec. 5, 2013	82-67 (W)	Home
Mar. 1, 2014	88-91 (L)	Away

WA Eastern Washington

Games to date: 16; Overall record: 9-7; Home record: 6-1; Away record: 3-6

Dec. 1, 1967	70-64 (W)	There
Jan. 20, 1969	94-124 (L)	There
Dec. 15, 1971	124-93 (W)	Home
Dec. 9, 1972	88-98 (L)	There
Dec. 8, 1973	77-76 (W)	Home
Dec. 7, 1974	75-79 (L)	OT There
Dec. 12, 1975	90-84 (W)	Home
Dec. 4, 1976	52-81 (L)	There
Dec. 1, 1978	84-65 (W)	Home
Jan. 4, 1980	70-68 (W)	There
Dec. 12, 1980	73-63 (W)	Home
Jan. 10, 1981	74-65 (W)	There
Jan. 23, 1982	61-74 (L)	There
Feb. 26, 1982	70-58 (W)	Home
Jan. 15, 1983	67-81 (L)	Home
Feb. 4, 1983	52-55 (L)	There

WA Gonzaga

Games to date: 9; Overall record: 1-8; Home Record: 0-3; Away record: 1-5

Dec. 21, 1962	58-59 (L)	OT Home	EMC Holiday
Dec. 6, 1963	73-69 (W)	There	
Dec. 7, 1963	70-103 (L)	ID	
Dec. 19, 1964	63-75 (L)	Home	
Dec. 10, 1965	47-73 (L)	There	
Dec. 11, 1965	46-64 (L)	There	
Dec. 17, 1966	77-93 (L)	Home	
Jan. 18, 1969	64-80 (L)	There	
Nov. 15, 2008	52-83 (L)	There	

WA Puget Sound

Games to date: 24; Overall record: 11-13; Home record: 9-3; Away record: 2-10

Jan. 11, 1978	80-108 (L)	There
Jan. 5, 1979	56-102 (L)	There
Jan. 25, 1979	58-85 (L)	Home
Dec. 10, 1979	88-69 (W)	Home
Feb. 9, 1980	63-92 (L)	There
Feb. 3, 1981	62-55 (W)	Home
Feb. 21, 1981	64-72 (L)	There
Jan. 11, 1982	57-51 (W)	Home
Jan. 27, 1982	60-70 (L)	There
Jan. 22, 1983	49-65 (L)	There
Feb. 10, 1983	93-79 (W)	Home
Jan. 21, 1984	84-77 (W)	Home
Feb. 25, 1984	56-84 (L)	There
Jan. 24, 1985	47-49 (L)	There
Feb. 21, 1985	86-78 (W)	Home
Jan. 24, 1986	66-55 (W)	Home

All-Time Record vs. Opponents

Jan. 25, 1986	58-62 (L)	Home	Non-Conference
Feb. 17, 1986	58-57 (W)	There	
Jan. 17, 1987	60-85 (L)	There	
Feb. 13, 1987	85-70 (W)	Home	
Jan. 30, 1988	67-75 (L)	Home	
Feb. 26, 1988	71-80 (L)	There	
Jan. 26, 1989	63-60 (W)	There	
Feb. 26, 1989	54-46 (W)	Home	

WA St. Martin's University

Games to date: 23; Overall record: 12-11; Home record: 7-4; Away record: 5-7

Jan. 23, 1983	58-66 (L)	There	
Dec. 15, 1984	80-54 (W)	Home	
Jan. 30, 1999	90-93 (L)	There	
Dec. 4, 1999	77-88 (L)	There	
Dec. 29, 1999	106-80 (W)	Home	
Feb. 1, 2001	100-89 (W)	Home	
Nov. 27, 2002	86-77 (W)	There	
Dec. 14, 2002	101-83 (W)	Home	
Dec. 20, 2003	93-86 (W)	There	
Jan. 17, 2008	52-81 (L)	There	
Feb. 16, 2008	66-87 (L)	Home	
Feb. 7, 2009	85-88 (L)	There	OT
Feb. 21, 2009	52-71 (L)	Home	
Jan. 16, 2010	74-67 (W)	Home	
Feb. 11, 2010	72-87 (L)	There	
Dec. 30, 2010	54-70 (L)	Home	
Jan. 29, 2011	63-62 (W)	There	
Dec. 29, 2011	79-61 (W)	There	
Jan. 28, 2012	82-74 (W)	Home	
Jan. 24, 2013	77-64 (W)	Home	
Feb. 23, 2013	78-84 (L)	There	
Jan. 2, 2014	66-50 (W)	Away	
Feb. 1, 2014	70-83 (L)	Home	

WA Seattle Pacific

Games to date: 65; Overall record: 30-35; Home: 21-8; Away: 8-26; Neutral: 1-1

Dec. 27, 1962	72-58 (W)	Home	
Jan. 1, 1965	57-79 (L)	There	
Jan. 2, 1965	58-74 (L)	There	
Jan. 3, 1966	70-63 (W)	Home	
Jan. 4, 1966	67-63 (W)	Hardin	Tournament ?
Jan. 6, 1967	76-70 (W)	There	
Jan. 7, 1967	76-104 (L)	There	
Jan. 5, 1968	93-89 (W)	Home	
Jan. 6, 1968	97-96 (W)	Home	
Jan. 3, 1969	66-80 (L)	There	
Jan. 4, 1969	89-110 (L)	There	
Jan. 2, 1979	55-50 (W)	There	
Jan. 31, 1981	86-73 (W)	Home	
Feb. 19, 1981	79-75 (W)	There	
Jan. 9, 1982	78-53 (W)	Home	
Jan. 25, 1982	64-71 (L)	There	
Jan. 20, 1983	62-97 (L)	There	
Feb. 12, 1983	89-73 (W)	Home	
Jan. 19, 1984	57-59 (L)	Home	OT

All-Time Record vs. Opponents

Feb. 23, 1984	71-69 (W)	There	
Jan. 26, 1985	81-72 (W)	There	
Feb. 23, 1985	97-78 (W)	Home	
Jan. 27, 1986	71-61 (W)	Home	
Feb. 14, 1986	74-66 (W)	There	
Feb. 15, 1986	67-83 (L)	There	Non-Conference
Jan. 16, 1987	74-73 (W)	There	
Feb. 14, 1987	96-59 (W)	Home	
Jan. 29, 1988	57-56 (W)	Home	
Feb. 27, 1988	67-79 (L)	There	
Jan. 28, 1989	64-77 (L)	There	
Mar. 2, 1989	88-82 (W)	Home	
Jan. 20, 1990	53-64 (L)	There	
Feb. 15, 1990	109-83 (W)	Home	
Feb. 2, 1991	65-68 (L)	There	OT
Feb. 23, 1991	76-62 (W)	Home	
Jan. 18, 1992	75-89 (L)	Home	
Feb. 12, 1992	74-113 (L)	There	
Jan. 18, 1993	82-87 (L)	There	
Feb. 15, 1993	81-74 (W)	Home	
Jan. 27, 1994	60-82 (L)	There	
Feb. 24, 1994	72-64 (W)	Home	
Jan. 21, 1995	88-99 (L)	There	
Feb. 18, 1995	69-87 (L)	Home	
Feb. 12, 1996	66-81 (L)	There	
Feb. 17, 1996	91-86 (W)	Home	
Jan. 25, 1997	118-104 (W)	Home	
Feb. 27, 1997	69-87 (L)	There	
Feb. 7, 1998	104-107 (L)	There	
Feb. 14, 1998	130-91 (W)	Home	
March 5, 1998	64-82 (L)	Davis, CA	NCAA Tournament
Jan. 28, 1999	51-60 (L)	There	
Jan. 12, 2008	56-62 (L)	Home	
Feb. 7, 2008	34-90 (L)	There	
Jan. 10, 2009	79-82 (L)	There	
Feb. 25, 2009	65-98 (L)	Home	
Jan. 23, 2010	69-79 (L)	There	
Feb. 20, 2010	75-78 (L)	Home	
Jan. 22, 2011	65-72 (L)	There	OT
Feb. 19, 2011	68-56 (W)	Home	
Jan. 21, 2012 (SPU #24)	86-77 (W)	Home	
Feb. 25, 2012	70-78 (L)	There	
Jan. 12, 2013 (SPU #7)	56-81 (L)	There	
Feb. 9, 2013 (SPU #6)	69-78 (L)	Home	
Jan. 25, 2014 (SPU #24)	87-92 (L)	Home	
Feb. 22, 2014 (SPU #13)	72-70 (W)	Away	

WA Seattle University

Games to date: 4: Overall record: 1-3; Home: 1-1; Away: 0-2

Jan. 20, 2000	113-89 (W)	Home
Jan. 4, 2001	72-81 (L)	There
Jan. 5, 2008	81-120 (L)	Home
Mar. 8, 2008	56-96 (L)	There

WA Washington State

Games to date: 6: Overall record: 1-5 Home: 0-2; Away: 0-2; Neutral Court: 1-1

All-Time Record vs. Opponents

Dec. 10, 1977	70-96 (L)	There	
Dec. 29, 1979	55-84 (L)	WA	
Dec. 3, 1980	70-78 (L)	Home	
Dec. 14, 1981	51-48 (W)	3OT WA	
Dec. 18, 1982	51-80 (L)	There	
Dec. 29, 1984	49-71 (L)	Metra	KOA Classic

WA Western Washington

Games to date: 21; Overall record: 4-17; Home record: 3-7; Away record: 0-10; Neutral: 1-0

Dec. 27, 1963	63-68 (L)	Home	EMC Holiday
Jan. 4, 1965	55-72 (L)	There	
Dec. 9, 1971	56-70 (L)	Home	
Dec. 8, 1972	72-78 (L)	There	
Nov. 30, 1979	86-85 (W)	Home	
Jan. 29, 2000	103-78 (L)	There	
Jan. 31, 2008	66-116 (L)	Away	
Mar. 1, 2008	67-93 (L)	Home	
Jan. 8, 2009	67-72 (L)	There	
Feb. 28, 2009	68-76 (L)	Home	
Jan. 30, 2010	75-100 (L)	Home	
Mar. 6, 2010	67-87 (L)	There	
Dec. 2, 2010	82-90 (L)	There	
Feb. 24, 2011	80-64 (W)	Home	
Dec. 1, 2011	70-81 (L)	Home	
Feb. 25, 2012 (WWU #14)	83-98 (L)	There	
Mar. 2, 2012 (WWU #11)	82-78 (W)	Neutral	GNAC Tourney Semifinal
Jan. 5, 2013 (WWU #5)	80-95 (L)	Home	
Jan. 31, 2013 (WWU #2)	69-86 (L)	There	
Jan. 18, 2014	71-84 (L)	Away	
Feb. 13, 2014	102-101 (W)	Home	

WA Whitman

Games to date: 1; Overall record: 1-0; Neutral Court: 1-0

Dec. 28, 191	78-53 (W)	CA	Chico Tourney
--------------	-----------	----	---------------

WA Whitworth

Games to date: 4; Overall record: 1-3; Home record: 1-1; Away record: 0-2

Dec. 19, 1966	56-79 (L)	Home
Dec. 2, 1967	62-90 (L)	There
Feb. 14, 1984	54-73 (L)	There
Jan. 18, 1985	74-62 (W)	Home

WV Charleston

Games to date: 1; Overall record: 1-0; Home record: 1-0; Away record: 0-0

Dec. 19, 2002	82-81 (W)	Home
---------------	-----------	------

WV Ohio Valley College

Games to date: 2; Overall record: 2-0; Home record: 2-0; Away record: 0-0

Nov. 26, 2004	88-73 (W)	Home
Nov. 27, 2004	104-67 (W)	Home

WV West Virginia State College

Games to date: 2; Overall record: 2-0; Home record: 2-0

Dec. 29, 2000	111-83 (W)	Home
Dec. 31, 2000	116-83 (W)	Home

All-Time Record vs. Opponents

WV West Liberty State

Games to date: 1; Overall record: 0-1; Home record: 0-1; Away record: 0-0
Dec. 16, 2006 85-103 (L) Home

WI Carroll College

Games to date: 1; Overall record: 1-0; Home record: 1-0
Dec. 27, 1979 92-79 (W) Home

WI: Univ. of Wisconsin at Eau Claire

Games to date: 1; Overall record: 0-1; Neutral court: 0-1
Mar. 10, 1970 81-88 (L) KS NAIA Nationals

WI Lakeland College

Games to date: 1; Overall record: 1-0; Home record: 1-0
Dec. 27, 1967 103-89 (W) Home EMC Holiday

WI Marquette

Games to date: 1; Overall record: 0-1; Away record: 0-1
Dec. 1, 1979 36-75 (L) There

WI: Univ. of Wisconsin at Oshkosh

Games to date: 1; Overall record: 0-1; Neutral court: 0-1
Mar. 13, 1968 75-82 (L) KS NAIA Nationals

WI: Univ. of Wisconsin at Stout

Games to date: 6; Overall record: 5-1; Home record: 5-1; Away record: 0-0
Dec. 10, 1974 97-71 (W) Home
Dec. 2, 1975 49-52 (L) Home
Nov. 22, 1978 66-53 (W) Home
Nov. 28, 1979 66-46 (W) Home
Nov. 27, 1981 56-51 (W) Home
Dec. 1, 1984 73-67 (W) Home

WI: Univ. of Wisconsin at Superior

Games to date: 1; Overall record: 1-0; Home record: 1-0
Nov. 25, 1983 78-63 (W) Home

WY University of Wyoming

Games to date: 3; Overall record: 0-3; Home record: 0-2; Away record: 0-1
Dec. 16, 1961 68-72 (L) Home EMC Tourney
Dec. 29, 1976 45-82 (L) Metra Midland Roundtable
Dec. 19, 1977 81-105 (L) There

All-Time 100-Point Games

Montana State University-Billings Men's Basketball All 100 POINT GAMES Through 2013-14 Season (Yellowjacket score given first)

146-73	Western New Mexico	Feb. 1, 2003
141-114	Alaska-Anchorage	Feb. 1, 1996
139-70	Arizona Bible	Dec. 20, 1997
136-101	St. Edward's	Jan. 28, 2006
136-82	Western New Mexico	Feb. 24, 2001
134-118	Central Oklahoma	Dec. 17, 1998
133-73	at Western New Mexico	Feb. 18, 1998
133-83	Alaska-Fairbanks	Feb. 19, 1998
133-115	at Fort Lewis	Nov. 21, 1997
132-54	Great Falls	Feb. 5, 2004
132-72	Southern Oregon State	Dec. 28, 1996
131-49	Green Mountain	Jan. 17, 2004
130-91	Seattle Pacific	Feb. 14, 1998
130-74	Western New Mexico	Feb. 15, 1997
128-82	Lincoln University	Feb. 3, 2006
126-101	Great Falls	Dec. 15, 2001
125-83	Hawaii-Hilo	Jan. 10, 1998
125-80	Hawaii-Hilo	Jan. 9, 1997
124-92	Johnson & Wales	Feb. 26, 2005
124-70	Green Mountain	Jan. 16, 2004
124-93	Eastern Washington	Dec. 15, 1971
123-77	Alaska-Fairbanks	Jan. 19, 2001
123-67	Adams State	Dec. 19, 1997
122-97	Western New Mexico	Jan. 4, 2006
122-78	Carroll College	Nov. 17, 1996
121-79	Puerto Rico-Mayaguez	Dec. 8, 2001
121-66	Chaminade	Jan. 11, 1997
120-67	Johnson & Wales	Nov. 21, 2005
120-80	BYU-Hawaii	Jan. 19, 2002

All-Time 100-Point Games

120-86	Western New Mexico	Feb. 23, 2001
120-92	Chaminade	Feb. 5, 2000
120-94	Alaska-Anchorage	Feb. 13, 1999
120-92	Alaska-Anchorage	Feb. 21, 1998
120-67	Montana Tech	Feb. 10, 1961
119-95	Rocky Mountain	Jan. 20, 1998
119-101	at Rocky Mountain	Jan. 22, 1997
118-112 (2OT)	Alaska Fairbanks	Jan. 17, 2009
118-110	Emporia State	Dec. 19, 2005
118-70	Western New Mexico	Jan. 27, 2005
118-90	Oklahoma Panhandle State	Jan. 13, 2002
118-80	Northern Montana	Dec. 23, 1997
118-91	Jamestown	Nov. 28, 1997
118-104	Seattle Pacific	Jan. 25, 1997
118-98	Rocky Mountain	Jan. 13, 1970
117-74	Western New Mexico	Jan. 24, 1998
117-85	Willamette (OR)	Nov. 29, 1996
117-66	Alaska-Fairbanks	Jan. 23, 1987
116-83	West Virginia State	Dec. 31, 2000
116-77	Western New Mexico	Feb. 12, 2000
116-94	at Carroll College	Feb. 21, 1970
115-80	Chaminade	Jan. 13, 1996
115-104	at Montana Tech	Nov. 25, 1971
115-79	at Dickinson State	Dec. 15, 1973
114-97	Hawaii-Hilo	Jan. 11, 1996
114-93	Carroll College	Feb. 15, 1970
114-92	Northern Montana	Jan. 16, 1970
113-108	Hawaii Pacific	Jan. 20, 2005
113-106 (OT)	Saint Leo	Dec. 21, 2004
113-79	Western New Mexico	Mar. 4, 2004
113-73	Puerto Rico-Mayaguez	Dec. 7, 2001
113-104	Seattle	Jan. 20, 2000
113-104	Alaska-Anchorage	Jan. 6, 2000
112-89	Hawaii Pacific	Jan. 22, 2005
112-83	Alaska-Fairbanks	Feb. 12, 1994
112-95	at Carroll College	Dec. 30, 1967
112-93	at Carroll College	Feb. 21, 1969
112-77	Northern Montana	Feb. 17, 1973
112-72	Montana Tech	Feb. 17, 1976
112-69	Northern Montana	Jan. 28, 1971
112-102	BYU-Hawaii	Nov. 14, 1997
111-61	Texas-Permian Basin	Feb. 17, 2007
111-79	Minot State	Nov. 26, 2005

All-Time 100-Point Games

111-79	at Western New Mexico	Feb. 20, 2003
111-83	West Virginia State	Dec. 29, 2000
111-82	Alaska-Fairbanks	Jan. 8, 2000
111-87	Western Oregon	Jan. 23, 1999
111-72	Western Montana	Nov. 18, 1995
111-110	at Hawaii-Hilo	Mar. 2, 1996
111-87	Dickinson State	Dec. 15, 1972
110-81	Central Washington	Feb. 3, 2001
110-114	at Hawaii-Hilo	Jan. 26, 2001
110-98	Colorado-Colorado Springs	Nov. 29, 1999
110-88	Alaska-Fairbanks	Feb. 20, 1997
110-106	Central Oklahoma	Nov. 26, 1994
110-79	Dickinson State	Mar. 4, 1978
109-91	Western New Mexico	Jan. 30, 2003
109-77	Great Falls	Feb. 8, 2001
109-59	Western New Mexico	Feb. 26, 2000
109-81	Alaska-Fairbanks	Feb. 11, 1999
109-111	at Chaminade	Feb. 28, 1998
109-80	Carroll College	Jan. 3, 1998
109-103	Alaska-Fairbanks	Feb. 8, 1996
109-93	Rocky Mountain	Jan. 20, 1976
109-93	Western Montana	Feb. 6, 1970
109-83	Seattle Pacific	Feb. 15, 1990
109-78	Alaska Methodist	Dec. 5, 1970
109-71	at Dickinson State	Jan. 4, 1972
108-63	Great Falls	Dec. 1, 2003
108-79	Chaminade	Feb. 4, 2002
108-73	Rocky Mountain	Dec. 6, 2000
108-77	Dickinson State	Dec. 9, 1998
108-89	at Hawaii-Hilo	Feb. 26, 1998
108-104	Northwest Nazarene	Dec. 21, 1996
108-84	Grand Canyon	Nov. 25, 1994
108-80	at Carroll College	Feb. 29, 1972
108-42	Montana Tech	Jan. 18, 1964
107-115	at Central Washington	Jan. 14, 2012
107-76	St. Mary's	Feb. 18, 2006
107-99	Saint Leo	Dec. 20, 2004
107-93	Minot State	Nov. 20, 2004
107-84	Chaminade	Jan. 22, 2004
107-96	Alaska-Anchorage	Feb. 22, 1997
107-106	at Chaminade	Feb. 1, 1997
107-60	Colorado-Colorado Springs	Nov. 26, 1993
107-114	at Maryland Eastern-Shore	Mar. 13, 1973
107-112	at Westminster (UT)	Feb. 22, 1968
107-67	Montana Tech	Nov. 29, 1969
107-66	Westminster (UT)	Jan. 27, 1961
106-70	Nova Southeastern	Mar. 7, 2003

All-Time 100-Point Games

106-83	Western New Mexico	Mar. 1, 2002
106-80	Saint Martin's	Dec. 29, 1999
106-88	Alaska-Fairbanks	Feb. 3, 1996
106-102	Alaska-Anchorage	Feb. 10, 1994
106-90	Westminster (UT)	Dec. 7, 1968
106-84	Rocky Mountain	Dec. 9, 1985
106-77	Valley City State (ND)	Mar. 1, 1980
106-77	at Great Falls	Feb. 29, 1972
106-74	Hiram Scott (NE)	Jan. 17, 1970
105-95	Hawaii-Hilo	Feb. 8, 2005
105-80	Cal Poly Pomona	Dec. 22, 2001
105-91	Alaska-Anchorage	Jan. 22, 2001
105-80	Metropolitan State	Dec. 9, 1995
105-96	at Rocky Mountain	Feb. 10, 1970
105-84	at Westminster	Dec. 3, 1971
105-78	at Northern Montana	Jan. 25, 1952
104-54	Colorado Christian	Nov. 22, 2011
104-76	Western New Mexico	Jan. 29, 2005
104-67	Ohio Valley College	Nov. 27, 2004
104-83	Hawaii Pacific	Feb. 14, 2004
104-88	Northwest Nazarene	Dec. 6, 1999
104-103 (OT)	at Rocky Mountain	Jan. 2, 1999
104-73	Concordia (OR)	Nov. 26, 1998
104-88	at Queens	Nov. 14, 1998
104-107	at Seattle Pacific	Feb. 7, 1998
104-69	Western Montana	Dec. 6, 1995
103-95	at Western Oregon	Feb. 13, 2010
103-81	Haskell Indian Nations	Dec. 31, 2004
103-69	Chadron State College	Dec. 7, 2002
103-79	Oklahoma Panhandle State	Jan. 12, 2002
103-97	Alaska-Fairbanks	Jan. 20, 2001
103-84	at Alaska-Fairbanks	Feb. 8, 1997
103-87	Colorado Christian	Dec. 19, 1995
103-113	at Chaminade	Feb. 5, 1994
103-69	Florida Atlantic	Dec. 17, 1988
103-95	at Great Falls	Mar. 1, 1970
103-87	Sacramento State	Feb. 17, 1990
103-87	Montana Tech	Jan. 10, 1970
103-85	Lakeland (WI)	Dec. 27, 1967
103-83	Rocky Mountain	Dec. 27, 1968
103-77	Westminster	Dec. 12, 1969
102-101	Western Washington	Feb. 13, 2014
102-90	Rocky Mountain	Dec. 17, 2012
102-92	Rocky Mountain	Dec. 8, 2005
102-95	Chaminade	Feb. 12, 2005
102-61	Great Falls	Feb. 6, 2003
102-93	BYU-Hawaii	Jan. 15, 2001
102-91	Dakota Wesleyan	Dec. 19, 2000

All-Time 100-Point Games

102-76	Northern Colorado	Dec. 18, 1996
102-104	at Jacksonville State (AL)	Nov. 18, 1994
102-89	at Northern Montana	Feb. 19, 1972
102-79	Northern Montana	Jan. 23, 1981
102-75	at Rocky Mountain	Jan. 16, 1979
102-75	Northern Montana	Jan. 29, 1974
102-67	Alaska-Fairbanks	Jan. 31, 1985
101-90	Chadron State	Dec. 4, 2004
101-83	St. Martin's	Dec. 14, 2003
101-79	Minot State	Nov. 30, 2002
101-86	Minot State	Nov. 24, 2001
101-94	Cascade	Nov. 19, 2000
101-82	Northwest Nazarene	Dec. 21, 1999
101-96	North Dakota State	Nov. 26, 1999
101-112	at Hawaii-Hilo	Jan. 30, 1997
101-99	Boise State	Feb. 2, 1971
100-70	at Simon Fraser	Jan. 16, 2014
100-76	at Rocky Mountain	Dec. 10, 2005
100-79	Hawaii-Hilo	Jan. 22, 2004
100-89	Saint Martin's	Feb. 1, 2001
100-106	BYU-Hawaii	Jan. 15, 2000
100-103	at Albertson	Nov. 19, 1998
100-69	at Rocky Mountain	Dec. 12, 1997
100-71	at Western New Mexico	Jan. 18, 1997
100-109	Metropolitan State	Dec. 21, 1995
100-105	Rocky Mountain	Jan. 23, 1996
100-94	Western Montana	Jan. 28, 1995
100-92	Western Montana	Feb. 3, 1973
100-90	Grand Canyon	Jan. 22, 1994
100-88	Portland State	Jan. 31, 1969
100-83	Dickinson State	Dec. 15, 1972
100-79	Carroll College	Feb. 21, 1972
100-70	Montana Tech	Jan. 11, 1975
100-67	Dickinson State	Nov. 28, 1964

MSUB Hall of Fame

Name (Class)	Sport/Affiliation	Ind. Year	Name (Class)	Sport/Affiliation	Ind. Year
Dr. Megan (Plank) Holden	Women's Soccer	2014	Sherry (McQuinn) Breidenbach	Women's Basketball	1999
Dr. Jim Elliot	Service & Distinction	2014	Don Blankenship	Cross Country/ Track	1999
Heidi Lehman	Women's Tennis	2014	Blase Dilulo	Football	1999
Pryor Orser	Coach (MBB)	2014	Pat Douglas	Coach	1999
Jeff Andresen	Gymnastics	2013	Larry Noonan	Football	1999
Theresa Campbell	Softball	2013	Allen Rohrback	Gymnastics	1999
Alicia Cazemier	Volleyball	2013	Terri (Wiederrick) Hein	Women's Basketball	1998
Markus Hallgrimson	Men's Basketball	2013	Pete Conway	Men's Basketball	1998
Ally Stroup	Women's Soccer	2013	James Dow	Football	1998
Michelle (Lieber) Rodgers	Women's Basketball	2012	Elwood "Woody" Hahn	Service & Distinction	1998
Jeff Aumend	Coach (Softball)	2012	Ron Osborne	Men's Basketball	1998
Gary Monahan	Football	2012	James Polich	Coach (Baseball)	1998
Cameron Munoz	Men's Basketball	2012	Shelly (Altrogge) Emerson	Women's Basketball	1997
Joey (Ehnes) Egan	Softball	2011	Lynn Ahrens	Football	1997
Robyn (Milne) Blindwoman	Women's Basketball	2011	Freeman Blade	Men's Basketball	1997
Mike Mullowney	Football	2011	Jim Downs	Cross Country	1997
Dennis Whitmore	Service & Distinction	2011	Delmar Fried	Coach	1997
Margot (Merrill) Johnson	Women's Soccer	2010	Jeffrey L. Griffeth	Gymnastics	1997
Natalie Visger	Women's Basketball	2010	Bill Hill	Football	1997
Dominic Washington	Men's Basketball	2010	Russ Powers	Men's Basketball	1997
Henry "Charley" Williams	Football	2010	Laura Sundheim	Coach	1997
Greg Anderson	Gymnastics	2009	Randal J. Ecker	Football	1996
Mike Conroy	Coach (MBB)	2009	Gene Espeland	Coach	1996
Gina Langer	Volleyball	2009	Patti Jo Eubank	Women's Basketball	1996
Roy McPipe	Men's Basketball	2009	Dr. Richard Gruber	Service & Distinction	1996
1998-99 Women's Basketball Team		2009	Stephanie Hannah	Volleyball	1996
Abby (Farmer) Wright	Women's Soccer	2008	Darrell W. Hill	Men's Basketball	1996
Codi (Schmitz) Austreim	Women's Basketball	2008	Kas Ione	Men's Basketball	1996
Bart Bauer	Men's Basketball	2008	Douglas Linehan	Football	1996
John Kramer	Gymnastics	2008	Dr. Harold "Shorty" Alterowitz	Coach (MBB)	1995
Jamie Stevens	Men's Basketball	2008	Thomas Downey	Service & Distinction	1995
Titus Warmsley	Men's Basketball	2008	Ernie Fortney	Men's Basketball	1995
Jeff Andrade	Men's Basketball	2007	Evonne Goroski-Bird	Women's Basketball	1995
Hal Halvorson	Gymnastics	2007	James N. Noennig	Men's Basketball	1995
Kamee Love	Softball	2007	Theresa O'Donnell-Ulrich	Women's Basketball	1995
1986-87 Men's Basketball Team		2007	Jay Shaw	Coach (Gymnastics)	1995
Alicia (Cahill) Hutzenbiler	Women's Basketball	2006	John Patrick Smith	Coach (Football)	1995
Iona (Fortier) Stookey	Volleyball	2006	John Strange	Baseball	1995
Ted Anderson	Coach (WBB)	2006	William "Wondo" Wondolowski	Football	1995
Mark Hamilton	Men's Basketball	2006	Kelli (Kenyon) Stone	Women's Basketball	1994
Ray C. Shaffer	Men's Basketball	2006	William "Billy" Foster	Men's Basketball	1994
Lori (Fries) Henrickson	Women's Basketball	2005	Reid Hagen	Service & Distinction	1994
Amy (Winslow) Pfeifle	Women's Basketball	2005	Larry Hanft	Football	1994
Robert Anderson	Gymnastics	2005	William "Bill" Hilton	Football	1994
Robert Barber	Men's Volleyball	2005	Robert E. Lee	Coach	1994
Fred Harrison	Men's Basketball	2005	Harvey Munford	Men's Basketball	1994
Frank McCarthy	Coach (WBB)	2005	John Polich	Coach	1994
Michelle (Taylor) Lipp	Cross Country	2004	Deb Prevost	Women's Basketball	1994
Dr. Rick Billstein	Baseball	2004	Joe Rinella	Men's Basketball	1994
Cal Crawley	Gymnastics	2004	Jim Soft	Men's Basketball	1994
Megan Dickerson	Women's Basketball	2004	Oscar Wirtala	Men's Basketball	1994
Dr. Ronald Sexton	Baseball	2004	Darcy Conway	Women's Basketball	1993
Heather (Reiter) Elkin	Women's Basketball	2003	Dennis Maggert	Football/Baseball	1993
Wayne Beddow	Baseball	2003	James C. Michel	Football/Baseball	1993
Bob Deming	Baseball	2003	Gordon Real Bird	Coach	1993
David S. Harness	Gymnastics	2003	Vic Uffelman	Wrestling	1993
Rishay Vollertsen	Men's Volleyball	2003	Nels Christiansen	Coach	1992
Deb (Dianda) Bradburn	Women's Basketball	2002	Larry Jordan	Football/Rodeo	1992
Brandy (Hamblin) Hansen	Women's Basketball	2002	Ron Kowalski	Coach	1992
Curt Brott	Men's Basketball	2002	John Navasio	Football	1992
Dave Klarich	Tennis	2002	Paul Carpenter	Track & Field	1991
Brent Montague	Men's Basketball	2002	Paul Champlin	Football	1991
Bob Uffelman	Wrestling	2002	Kelly Crisp	Gymnastics	1991
Tera (Silvius) Morton	Women's Basketball	2001	Harry L. "Mike" Harkins	Coach (MBB)	1991
Gary Gray	Men's Volleyball	2001	Alice Ritzman	Women's Basketball	1991
Jim Haugen	Service & Distinction	2001	Al Walker	Men's Basketball	1991
Dan Korber	Football	2001	Oscar Bjorgum Sr.	Coach (MBB)	1990
Leo Lapito	Gymnastics	2001	Gene Brosovich	Football	1990
Harold Miller	Men's Basketball	2001	Ronald E. Ewing	Football	1990
Colleen (Day) Wiechman	Women's Basketball	2000	Richard M. Harkins	Football	1990
Dave Blair	Men's Volleyball	2000	Les Heins	Men's Basketball	1990
Don James	Service & Distinction	2000	Loren L. Soft	Football	1990
Tom Osborne	Men's Basketball	2000	Bart Templeman	Football	1990
Greg Schamens	Gymnastics	2000			

Alterowitz Gymnasium


Alterowitz Gymnasium, a 2,330 seat facility, is home to the Yellowjackets' men's basketball, women's basketball, and women's volleyball teams. The facility is part of the Physical Education building, which houses the athletic department offices, training room, team locker rooms, workout facilities, and classrooms.



During the summer of 2011, the seating areas were given a face-lift with all-new stadium seating installed to give patrons a more comfortable way to watch home Yellowjacket athletic events.

The venue is named after Dr. Harold "Shorty" Alterowitz, who was inducted into the MSUB Hall of Fame in 1995 for his 40 years of leadership as a coach and athletic director. Alterowitz was a track, tennis, golf and basketball coach, assistant football coach, and AD from 1952-

67. He has received numerous teaching awards and has been a frequent featured speaker at local, regional and national meetings. After his retirement, he founded the Eastern Montana College Forum for Excellence in 1986.




MSUB Athletic Department Administration



Krista Montague
*Director of
 Intercollegiate
 Athletics/ SWA
 12th year, 2nd as AD*




Denise Wynia
*Administrative
 Assistant
 12th year*



Brent Montague
*Director of
 Development
 8th year*



Michael Bazemore
*Director of
 Compliance/
 Internal Operations
 2nd year*



Dr. Scott Harris
*Faculty Athletic
 Representative*



Evan O'Kelly
*Director of
 Communications
 1st year*



Birgitta Gray
*Assistant
 Director of
 Communications
 2nd year*



James Catlin
*Operations
 Coordinator
 2nd year*



Bekah Gasner
*NCAA Compliance
 Coordinator
 2nd year*



Gina Herbert
*Accountant
 7th year*



Tom Ebel
*Head Athletic
 Trainer
 3rd year*




Lindsay Sullivan
*Assistant
 Athletic Trainer
 3rd year*



Elizabeth Davis
*Grad. Assistant
 Athletic Trainer
 2nd year*



Dr. James Elliot
*Team Doctor/
 Orthopedic Surgeon*



Nich Pertuit
*Head Strength &
 Conditioning Coach
 1st year*

MSUB Athletic Department Coaches



Jodi Alexander
Asst. Volleyball
1st year



Lisa Allen
Head Softball
4th year



Lisa Axel
Head Volleyball
3rd year



Alex Balog
Head M. Soccer
2nd year



Chelsea Banis
G.A. WBB
1st Year



Rob Bishop
Head Baseball
5th year



Stephen Cavallo
Asst. W. Soccer
1st year



Thomas Chameraud
G.A. M. Soccer
2nd year



Nick Collins
Asst. Track/
Field
4th year



Dave Coppock
Head Track/XC
26th year



Marcus Drange
Asst. Golf
1st year



Bekah Gasner
Asst. Softball
4th year



Jessica Hart
Head Cheer
2nd year



Jenny Heringer
Asst. WBB
2nd year



Rhett Hightower
Asst. Golf
2nd year



Trent Hooper
Asst. XC
5th year



Becky King
Head Tennis
1st year



Wojtek Krakowiak
Head W. Soccer
5th year



Parker Kruckenberg
Asst. Baseball
1st year



Conner Moe
Asst. M. Soccer
2nd year



Mandy Morales
Asst. WBB
1st year



Tyler Moriarty
Asst. M. Soccer
2nd year



Darren Nye
G.A.
M. Basketball
2nd year



Shawn O'Brien
Head Golf
6th year



Austin Rue
Asst. Baseball
2nd year



Brad Schmit
Asst.
M. Basketball
2nd year



Jamie Stevens
Head
M. Basketball
4th year



Kevin Woodin
Head
W. Basketball
11th year

DII

FACTS AND FIGURES

Life in the Balance

Higher education has lasting importance on an individual's future success. For this reason, the emphasis on the student-athlete experience in Division II is a comprehensive program of learning and development in a personal setting. The Division II approach provides growth opportunities through academic achievement, learning in high-level athletics competition and development of positive societal attitudes in service to community. The balance and integration of these different areas of learning opportunity provide Division II student-athletes a path to graduation, while cultivating a variety of skills and knowledge for life ahead.

292

Active members

9

Schools in provisional year

8

Schools in candidacy year two

5

Schools in candidacy year one

50/50

Percentage of public vs. private
(active members only)

Undergraduate enrollment:

546,255

Men—(44 percent)

708,108

Women—(56 percent)

Number of student-athletes:

64,109

Men—(59 percent)

44,961

Women—(41 percent)

Sports sponsorship average:

6.9

Men's

7.9

Women's

Number of DII championships:

12

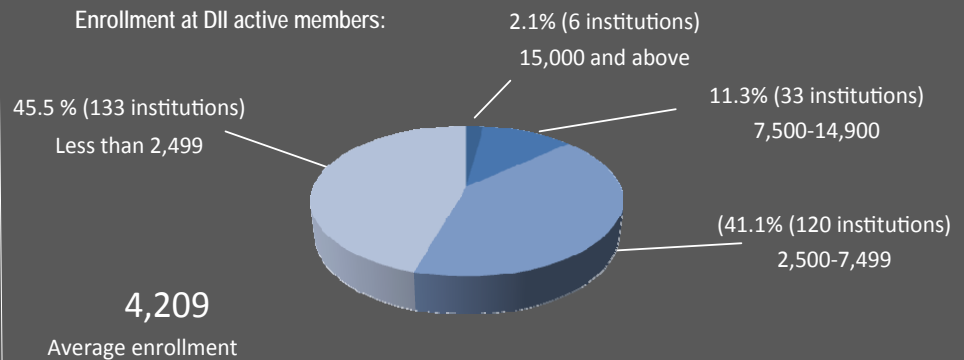
Men

13

Women

(7,932 participants) (7,981 participants)

Enrollment at DII active members:



Average number of student-athletes:

421

(265 men; 156 women)

Schools with football

264

(136 men ; 128 women)

Schools without football

Median Total Expenses by Quartile

	With Football	Without Football
1st Quartile of Schools	\$8,024,000	\$6,814,000
2nd Quartile of Schools	\$5,976,000	\$4,466,000
3rd Quartile of Schools	\$4,766,000	\$3,478,000
4th Quartile of Schools	\$3,196,000	\$2,432,000
Overall Median	\$5,260,000	\$4,014,000

Average Division II Federal Graduation Rates vs.
Academic Success Rates
(2003-06 Entering Cohorts)

Student Body	Student-Athlete	
Federal Rate	Federal Rate	ASR
48%	54%	71%

We know that we are role models.

**We respect our teammates, our opponents,
our game and those who support it.**


**We strive to create a family-friendly
environment during our contests.**

We seek a partnership with our community.



**As Division II student-athletes, we commit
to sportsmanship and ethical conduct
by demonstrating fair play, responsibility
and respect.**

We invite you to support our effort.



A message from the Division II Student-Athlete Advisory Committee
NCAA is a trademark of the National Collegiate Athletic Association.