



# MISSISSIPPI STATE SOFTBALL

## GAME NOTES

#HailState | 14 NCAA Regional Appearances • 7 All-Time All-Americans • 30 All-SEC Selections

Softball Contact | Taylor Shirey • @taylor\_shirey14 • tshirey@athletics.msstate.edu • (C) 256-899-6482 • (O) 662-325-8040

### 2019 SCHEDULE

| Date            | Opponent                     | Time (CT)      |
|-----------------|------------------------------|----------------|
| Feb. 8          | ! Middle Tennessee           | +3 p.m.        |
| Feb. 8          | ! Stephen F. Austin          | +5:30 p.m.     |
| Feb. 9          | ! Valparaiso                 | +12:30 p.m.    |
| Feb. 9          | ! 1 vs. 4                    | 3 p.m.         |
| Feb. 9          | ! 2 vs. 3                    | 5:30 p.m.      |
| Feb. 10         | ! Consolation                | 11 a.m.        |
| Feb. 10         | ! Championship               | 1:30 p.m.      |
| Feb. 14         | @ Southern Illinois          | 10 a.m.        |
| Feb. 14         | @ Washington                 | 6 p.m.         |
| Feb. 15         | @ Sacramento State           | 10 a.m.        |
| Feb. 16         | @ UCF                        | 12:30 p.m.     |
| Feb. 20         | Alabama State                | +5:30 p.m.     |
| Feb. 22         | # Georgia Tech               | +3 p.m.        |
| Feb. 22         | # Alcorn State               | +5:30 p.m.     |
| Feb. 23         | # Southeastern Louisiana     | 12:30 p.m.     |
| Feb. 23         | # 1 vs. 4                    | 3 p.m.         |
| Feb. 23         | # 2 vs. 3                    | 5:30 p.m.      |
| Feb. 24         | # Consolation                | 11 a.m.        |
| Feb. 24         | # Championship               | 1:30 p.m.      |
| Feb. 27         | Memphis                      | 6 p.m.         |
| March 1         | % Ohio                       | 12 p.m.        |
| March 1         | % Duke                       | 6 p.m.         |
| March 2         | % Kansas                     | 11 a.m.        |
| March 2         | % Duke                       | 1 p.m.         |
| March 5         | UT Martin                    | +4 p.m.        |
| March 8         | ^ Mississippi Valley State   | +6 p.m.        |
| March 9         | ^ Louisiana Tech             | +1 p.m.        |
| March 9         | ^ Mississippi Valley State   | +3:30 p.m.     |
| March 10        | ^ Louisiana Tech             | +1 p.m.        |
| March 15        | * Kentucky                   | 5 p.m.         |
| March 16        | * Kentucky                   | \$11 a.m.      |
| March 17        | * Kentucky                   | \$11 a.m.      |
| March 22        | * Auburn                     | +6 p.m.        |
| March 23        | * Auburn                     | +1 p.m.        |
| March 24        | * Auburn                     | +1 p.m.        |
| March 26        | Central Arkansas             | 5 p.m.         |
| March 29        | * Alabama                    | 6:30 p.m.      |
| March 30        | * Alabama                    | 2 p.m.         |
| March 31        | * Alabama                    | 1:30 p.m.      |
| April 3         | Jacksonville State           | 5:30 p.m.      |
| April 5         | * LSU                        | +6 p.m.        |
| April 6         | * LSU                        | =5 p.m.        |
| April 7         | * LSU                        | =3 p.m.        |
| April 10        | Memphis                      | +6 p.m.        |
| April 12        | * Tennessee                  | +5 p.m.        |
| April 13        | * Tennessee                  | +12 p.m.       |
| April 14        | * Tennessee                  | +12:30 p.m.    |
| April 16        | UAB                          | 5 p.m.         |
| April 18        | * Ole Miss                   | +6 p.m.        |
| April 19        | * Ole Miss                   | \$5 p.m.       |
| April 20        | * Ole Miss                   | +1 p.m.        |
| April 26        | * Missouri                   | +6 p.m.        |
| April 27        | * Missouri                   | \$3 p.m.       |
| April 28        | * Missouri                   | \$12 p.m.      |
| May 3           | * Florida                    | 5 p.m.         |
| May 4           | * Florida                    | 12 p.m.        |
| May 5           | * Florida                    | \$/+12:30 p.m. |
| May 8-11        | & SEC Tournament             | TBA            |
| May 16-19       | NCAA Regionals               | TBA            |
| May 23-26       | NCAA Super Regionals         | TBA            |
| May 30 - June 4 | Women's College World Series | TBA            |

#### Bold indicates home dates

All times Central and subject to change

= ESPN / S - SEC Network // + - SEC Network +

\* - SEC Games

! - Bulldog Kickoff Classic (Starkville, Miss.)

@ - Puerto Vallarta Challenge (Puerto Vallarta, Mexico)

# - The Snowman: Alex Wilcox Memorial Tournament (Starkville, Miss.)

% - Duke Invitational (Durham, N.C.)

^ - Bulldog Slamboree (Starkville, Miss.)

& - SEC Tournament (Starkville, Miss.)

### THE MATCHUP

#### MISSISSIPPI STATE BULLDOGS

Record: 0-0 (0-0 SEC)

Ranking: #24 NFCA Coaches Poll | RV USA Softball

Streak: L1

Head Coach: Vann Stuedeman (Huntingdon, 1994)

Career Record: 241-166 (8th Season)

Record at Mississippi State: 241-166 (8th Season)



#### MIDDLE TENNESSEE BLUE RAIDERS

Record: 0-0 (0-0 C-USA)

Ranking: NR NFCA Coaches Poll | NR USA Softball

Streak: L2

Head Coach: Jeff Breeden (ETSU, 1989)

Career Record: 764-195-2 (24th Season)

Record at Middle Tennessee: 120-204 (6th Season)



#### STEPHEN F. AUSTIN LADYJACKS

Record: 0-0 (0-0 Southland)

Ranking: NR NFCA Coaches Poll | NR USA Softball

Streak: L4

Head Coach: Nicole Dickson (Eastern New Mexico, 2008)

Career Record: 48-57 (3rd Season)

Record at Stephen F. Austin: 48-57 (3rd Season)



#### VALPARAISO CRUSADERS

Record: 0-0 (0-0 MCV)

Ranking: NR NFCA Coaches Poll | NR USA Softball

Streak: L4

Head Coach: Kate Stake (Illinois State, 2005)

Career Record: 89-116 (5th)

Record at Kansas State: 89-116 (5th)



### GENERAL INFO

Stream (Friday- Sunday): SEC Network+  
via WatchESPN.com

Talent (Friday): Anthony Craven (play-by-play)  
Morgan Bell (analyst)

Talent (Sat.-Sun.): Jackson Ledford (play-by-play)  
Morgan Bell (analyst)

Location: Starkville, Miss.  
Stadium: Nusz Park (1,000)

#### Weather Forecast

Friday: 45 Degrees - Cloudy (0%)

Saturday: 47 Degrees - Mostly Cloudy (0%)

Sunday: 60 Degrees - Cloudy (20%)

### LEADING OFF

- Mississippi State enters the 2019 season with several key-returns on its lineup card, but will be looking for depth particularly in the pitching circle after losing aces **Cassady Knudsen** and **Holly Ward**. Other key losses included designated player **Morgan Bell**, second baseman **Calyn Adams**, shortstop **Reggie Harrison** and right fielder **Carmen Carter** - all starters from a season ago.
- Returners for the 2019 season include SEC Freshman of the Year **Mia Davidson** and a senior squad that features **Bevia Robinson**, **Kat Moore**, **Emily Heimberger**, **Sarai Niu** and **Taylor Kelly**.
- Head coach **Vann Stuedeman** enters her eighth season at the helm of the Bulldogs and has guided State to one of its most successful runs in program history. Under Stuedeman, MSU has earned six NCAA Regional bids over the last seven seasons and, last season, picked up the program's first victory at the SEC Tournament since 2005.
- Stuedeman has recorded 241 total victories over seven seasons and is just 54 wins shy of tying **Jay Miller** (2003-11) for the program's record.
- State will face a total of 13 teams that are coming off an appearance in the 2018 NCAA Tournament. Of those 13 squads, two earned berths to the 2018 Women's College World Series as MSU will take on Florida over the SEC regular-season and face WCWS runner-up Washington as part of the Puerto Vallarta Challenge.
- The Bulldog Kickoff Classic is one of three home tournaments for State this season. MSU will also host The Snowman: Alex Wilcox (Feb. 22-24) and the Bulldog Slamboree (March 8-10).

@HAILSTATESB





## MEDIA INFORMATION // WEEK OF FEB. 4-10 // GAMES 1-5 (BULLDOG KICKOFF CLASSIC)

| MONDAY<br>FEB. 4              | TUESDAY<br>FEB. 5                          | WEDNESDAY<br>FEB. 6                        | THURSDAY<br>FEB. 7                         | FRIDAY<br>FEB. 8  | SATURDAY<br>FEB. 9   | SUNDAY<br>FEB. 10                   |
|-------------------------------|--|--|--|---|--|-------------------------------------|
| 2:30 - 6:00 p.m.<br>NUSZ PARK | PRACTICE:<br>2:30 - 6:00 p.m.<br>NUSZ PARK | PRACTICE:<br>3:00 - 6:00 p.m.<br>NUSZ PARK | PRACTICE:<br>2:30 - 6:00 p.m.<br>NUSZ PARK | GAMES:<br>vs. MTSU (3 P.M.)<br>vs. SFA (5:30 P.M.)<br>NUSZ PARK | GAMES:<br>vs. Valpo (12:30 P.M.)<br>vs. TBA (TBD)<br>NUSZ PARK | GAME:<br>vs. TBA (TBD)<br>NUSZ PARK |
| NO MEDIA                      | MEDIA BY REQUEST                           | MEDIA BY REQUEST                           | MEDIA BY REQUEST                           | MEDIA POSTGAME  | MEDIA POSTGAME   | MEDIA POSTGAME                      |

## MEDIA INFORMATION

## CREDENTIALS

Due to free admission, no press or photo credentials are required for home games. However, due to limited seating availability inside the Nusz Park Press Box, all seating requests should be emailed to Taylor Shirey at least 48 hours prior to each home game. For liability reasons, all photographers wishing to shoot the game should report to the press box pregame and notify MSU officials they are shooting on the field.

Space is very limited, so accommodations are on a priority basis: members of the media who cover MSU Softball on a regular basis and visiting media. Only working media will be allowed access to the press and photo areas. Non-working individuals, including family members of the working media, will not be permitted in the working press area.

## PRESS SERVICES

Weekly press releases, individual and team statistics, as well as information on upcoming games, will be available at the beginning of each week in which the team competes. Members of the media can request to be added to the email list to automatically receive up-to-date information on MSU softball. On game days, game flipcards, individual and team stats and any pertinent pregame information are available in the press box.

## PHOTOGRAPHY

Photography permission for all MSU home games will be issued only to accredited photographers on assignment. Photographers may shoot **ONLY** on the grass area beyond the bases in foul territory. The MSU Athletic Department adheres to NCAA photography policies

and reserves all commercial and non-commercial rights to use of film, videotape and still photographs of its athletes, athletic events and facilities. The following are general areas where photographers may setup from:

1. Outside of any facility barriers or fences
2. Foul territory behind first base bag
3. Foul territory behind third base bag
4. Dugouts (with permission from each team)

## INTERVIEWS

The Mississippi State softball team is scheduled to practice between 2 p.m. and 6 p.m. on days in which the team does not travel or play. All practices are open to the general public. Members of the working media are invited to attend all practices at Nusz Park.

Interviews must be conducted before or after practice. Requests should be **MADE 24 HOURS IN ADVANCE** to ensure availability through Taylor Shirey in the Athletic Communications Office. In the event of a schedule change or bad weather, check softball's Twitter account at @HailStateSB or HailState.com for updated practice times.

For post-game interviews, head coach Vann Stuedeman and requested players will be available following a 10-minute cooling off period.

## ON THE WEB

All of the latest news concerning the Bulldog softball team, including notes, features, updated statistics and results, is available 24 hours a day on Mississippi State's official athletics website, HailState.com/softball.

## GENERAL INFORMATION

Name ..... Mississippi State University  
Location ..... Starkville, Miss.  
Founded ..... Feb. 28, 1878  
Enrollment ..... 21,884  
Nickname ..... Bulldogs  
Colors ..... Maroon (PMS 202) & White  
Conference ..... Southeastern  
President ..... Dr. Mark Keenum  
Director of Athletics ..... John Cohen  
Executive Senior Associate Athletics Director AD/SWA ..... Ann Carr  
Stadium (Capacity) ..... Nusz Park (1,000)  
Dimensions ..... L-200, C-220, R-200

## COMMUNICATIONS

Senior Associate AD/External Affairs ..... Leah Beasley  
Associate AD/Communications ..... Bill Martin  
Assistant Director (Softball Contact) ..... Taylor Shirey  
Office Phone ..... 662.325.8040  
Cell Phone ..... 256.899.6482  
Email ..... tshirey@athletics.msstate.edu  
Fax ..... 662.325.2563  
Mailing Address ..... P.O. Box 5327  
..... Mississippi State, MS 39762  
Overnight Address ..... Room 202  
..... Humphrey Coliseum  
..... 55 Coliseum Blvd.  
..... Mississippi State, MS 39762  
Web Site ..... www.HailState.com

## PROGRAM HISTORY

Program Years ..... 1982-86; 1997-Present  
Overall Record (27 seasons) ..... 829-656 (.558)  
Overall SEC Record (22 seasons) ..... 253-347 (.422)  
SEC Tournament Appearances ..... 17  
..... (1998-2005, 2007-08, 2011-12, 2014-18)  
SEC Tournament Record ..... 12-25 (.324)  
NCAA Tournament Appearances ..... 14  
..... (2000; 2002-05, 07-09, 2012-15, 2017-18)  
NCAA Tournament Record ..... 14-28 (.333)

## COACHING / SUPPORT STAFF

Head Coach ..... Vann Stuedeman (Eighth Season)  
Alma Mater ..... Huntingdon, 1994  
Mississippi State Record ..... 241-166 (.592)  
Career Record ..... Same  
SEC Record ..... 60-112  
Associate Head Coach ..... Samantha Ricketts (Fifth Season)  
Alma Mater ..... Oklahoma, 2005  
Assistant Coach ..... Tyler Bratton (Sixth Season)  
Alma Mater ..... Mississippi State, 2007  
Volunteer Assistant Coach ..... Lexie Elkins (First Season)  
Alma Mater ..... Louisiana, 2016  
Director of Operations ..... Jessica Cooley  
Graduate Manager ..... Kayla Winkfield, Cassidy Knudsen  
Certified Athletic Trainer ..... Macey Simoneaux  
Strength Coach ..... Stephanie Mock

## TEAM INFORMATION

2018 Overall Record ..... 38-23  
2018 SEC Record/Finish ..... 7-17/11th  
Letterwinners Returning/Lost ..... 16/10  
Position Starters Returning/Lost ..... 5/4  
Pitchers Returning/Lost ..... 2/3  
Newcomers ..... 10



# 2018 ROSTER

## NUMERICAL

| NO. | NAME             | POS.  | B/T | HT.  | YR.  | EXP. | HOMETOWN (PREVIOUS SCHOOL)                   |
|-----|------------------|-------|-----|------|------|------|--|
| 00  | Bevia Robinson   | UTL   | L/R | 5-3  | Sr.  | 2L   | Harvest, Ala. (Pensacola State University)   |
| 1   | Macey Petrey     | INF   | R/R | 5-8  | So.  | 1L   | Demopolis, Ala. (Marengo Academy)            |
| 2   | Kat Moore        | OF    | L/R | 5-4  | Sr.  | 3L   | Holly Springs, Miss. (Marshall Academy)      |
| 3   | Candace Denis    | P/UTL | L/R | 5-9  | Jr.  | 1L   | Malakoff, Texas (UMass)                      |
| 7   | Anna Kate Segars | OF/1B | L/L | 5-9  | Fr.  | HS   | Moulton, Ala. (East Lawrence)                |
| 9   | Brooke Cantillo  | OF    | L/R | 5-2  | RFr. | RS   | Lake Elsinore, Calif. (Foothill HS)          |
| 10  | Kinsey Goelz     | INF   | R/R | 5-3  | RFr. | RS   | Myakka City, Fla. (Lakewood Ranch HS)        |
| 11  | Emily Heimberger | UTL   | L/R | 5-4  | Sr.  | 3L   | Pawleys Island, S.C. (Waccamaw HS)           |
| 12  | Grace Dabbs      | OF    | L/R | 5-9  | So.  | 1L   | Philadelphia, Miss. (Leake Academy)          |
| 13  | O'Neil Roberson  | INF   | R/R | 5-9  | So.  | 1L   | Birmingham, Ala. (Oak Mountain HS)           |
| 14  | Chloe Malau'ulu  | OF    | R/R | 5-7  | Fr.  | HS   | Long Beach, Calif. (St. Anthony HS)          |
| 17  | Carter Spexarth  | P/UTL | R/R | 5-7  | So.  | 1L   | The Woodlands, Texas (Tomball HS)            |
| 21  | Sarai Niu        | INF   | R/R | 5-10 | Sr.  | 3L   | San Diego, Calif. (Cathedral Catholic HS)    |
| 22  | Lindsey Williams | INF   | R/R | 5-5  | Jr.  | 2L   | Mobile, Ala. (UMS Wright Preparatory School) |
| 23  | Taylor Kelly     | UTL   | R/R | 5-8  | Sr.  | 3L   | Calhoun, Ga. (Calhoun HS)                    |
| 24  | Fa Leilua        | UTL   | R/R | 5-9  | Jr.  | TR   | Hawthorne, Calif. (Arizona State)            |
| 25  | Chloe Morgan     | OF    | L/R | 5-8  | Fr.  | HS   | Batesville, Miss. (South Panola HS)          |
| 26  | Jamie Gregg      | OF    | L/R | 5-9  | Fr.  | HS   | Hoover, Ala. (Hoover HS)                     |
| 31  | Grace Fagan      | P     | L/L | 6-0  | Fr.  | HS   | Swedesboro, N.J. (Kingsway Regional HS)      |
| 32  | Montana Davidson | INF   | R/R | 5-4  | RSo. | 1L   | Hillsborough, N.C. (Orange HS)               |
| 33  | Mia Davidson     | C/INF | R/R | 5-5  | So.  | 1L   | Hillsborough, N.C. (Orange HS)               |
| 44  | Jackie McKenna   | C/3B  | R/R | 5-5  | Fr.  | HS   | Parkland, Fla. (Majory Stoneman Douglas HS)  |
| 58  | Emily Williams   | P     | R/R | 5-8  | So.  | 1L   | Carrollton, Ga. (Central HS)                 |
| 88  | Christian Quinn  | OF    | L/R | 5-2  | Jr.  | TR   | Hattiesburg, Miss. (Florida Southwestern)    |
| 98  | Alyssa Loza      | P     | R/R | 5-6  | Jr.  | TR   | North Torrance, Calif. (Arizona State)       |
| 99  | Kayla Boseman    | P/UTL | R/R | 5-4  | Fr.  | HS   | Chattanooga, Tenn. (Ooltewah HS)             |

## ALPHABETICAL

| NO. | NAME                | NO. | NAME                | NO. | NAME                |
|-----|---------------------|-----|---------------------|-----|---------------------|
| 99  | - BOSEMAN, Kayla    | 11  | - HEIMBERGER, Emily | 1   | - PETREY, Macey     |
| 9   | - CANTILLO, Brooke  | 23  | - KELLY, Taylor     | 88  | - QUINN, Christian  |
| 12  | - DABBS, Grace      | 24  | - LEILUA, Fa        | 13  | - O'NEIL, Roberson  |
| 33  | - DAVIDSON, Mia     | 98  | - LOZA, Alyssa      | 00  | - ROBINSON, Bevia   |
| 32  | - DAVIDSON, Montana | 14  | - MALAU'ULU, Chloe  | 7   | - SEGARS, Anna Kate |
| 3   | - DENIS, Candace    | 44  | - MCKENNA, Jackie   | 17  | - SPEXARTH, Carter  |
| 31  | - FAGAN, Grace      | 2   | - MOORE, Kat        | 58  | - WILLIAMS, Emily   |
| 10  | - GOELZ, Kinsey     | 25  | - MORGAN, Chloe     | 22  | - WILLIAMS, Lindsey |
| 26  | - GREGG, Jamie      | 21  | - NIU, Sarai        |     |                     |

## PRONUNCIATION GUIDE

|                        |                   |
|------------------------|-------------------|
| Brooke <b>CANTILLO</b> | can-TEE-o         |
| <b>MIA</b> Davidson    | MEE-uh            |
| Kinsey <b>GOELZ</b>    | Rhymes with bells |
| Fa <b>LEILUA</b>       | lay-loo-ah        |
| Chloe <b>Mala'ulu</b>  | mal-uh-OO-loo     |
| <b>SARAI NIU</b>       | suh-rye NEW       |
| Macey <b>PETREY</b>    | PEA-tree          |
| <b>BEVIA</b> Robinson  | BEV-e-ay          |
| Carter <b>SPEXARTH</b> | SPECKS-arth       |



## INSIDE THE MATCHUP

| Mississippi State            | Value |
|------------------------------|-------|
| Batting Average.....         | .292  |
| Hits.....                    | 473   |
| Runs.....                    | 316   |
| Extra-Base Hits.....         | 162   |
| RBI.....                     | 291   |
| Slugging Percentage.....     | .471  |
| On-Base Percentage.....      | .367  |
| Stolen Bases.....            | 52    |
| ERA.....                     | 2.06  |
| Shutouts.....                | 19    |
| Walks.....                   | 170   |
| Strikeouts.....              | 416   |
| Batting Average Against..... | .212  |
| Fielding Percentage.....     | .957  |
| Middle Tennessee             | Value |
| Batting Average.....         | .300  |
| Hits.....                    | 476   |
| Runs.....                    | 262   |
| Extra-Base Hits.....         | 105   |
| RBI.....                     | 234   |
| Slugging Percentage.....     | .414  |
| On-Base Percentage.....      | .359  |
| Stolen Bases.....            | 94    |
| ERA.....                     | 2.79  |
| Shutouts.....                | 11    |
| Walks.....                   | 128   |
| Strikeouts.....              | 224   |
| Batting Average Against..... | .247  |
| Fielding Percentage.....     | .959  |
| Stephen F. Austin            | Value |
| Batting Average.....         | .261  |
| Hits.....                    | 372   |
| Runs.....                    | 231   |
| Extra-Base Hits.....         | 112   |
| RBI.....                     | 207   |
| Slugging Percentage.....     | .396  |
| On-Base Percentage.....      | .344  |
| Stolen Bases.....            | 20    |
| ERA.....                     | 2.81  |
| Shutouts.....                | 7     |
| Walks.....                   | 190   |
| Strikeouts.....              | 291   |
| Batting Average Against..... | .250  |
| Fielding Percentage.....     | .963  |
| Valparaiso                   | Value |
| Batting Average.....         | .229  |
| Hits.....                    | 300   |
| Runs.....                    | 165   |
| Extra-Base Hits.....         | 80    |
| RBI.....                     | 148   |
| Slugging Percentage.....     | .338  |
| On-Base Percentage.....      | .300  |
| Stolen Bases.....            | 44    |
| ERA.....                     | 2.68  |
| Shutouts.....                | 9     |
| Walks.....                   | 126   |
| Strikeouts.....              | 281   |
| Batting Average Against..... | .251  |
| Fielding Percentage.....     | .958  |

\*- 2018 Statistics

## PROBABLE MISSISSIPPI STATE STARTERS

## PROBABLE MSU STARTERS (BASED ON PREVIOUS GAMES)

| POS. | PLAYER           | CL.  | B/T | AVG. | HR | RBI | NOTES                                       |
|------|------------------|------|-----|------|----|-----|---|
| C    | Mia Davidson     | So.  | R/R | .000 | 0  | 0   | 2019 Preseason All-SEC Team                 |
| 1B   | Sarai Niu        | Sr.  | R/R | .000 | 0  | 0   | 10th in MSU history in career putouts       |
| 2B   | Emily Heimberger | Sr.  | L/R | .000 | 0  | 0   | Stole a team-leading 19 bases last season   |
| 3B   | Montana Davidson | RSo. | R/R | .000 | 0  | 0   | Making return after suffering a knee injury |
| SS   | Macey Petrey     | So.  | R/R | .000 | 0  | 0   | Appeared in 20 contests as a freshman       |
| LF   | Bevia Robinson   | Sr.  | L/R | .000 | 0  | 0   | Led team with four triples in 2018          |
| CF   | Kat Moore        | Sr.  | L/R | .000 | 0  | 0   | Holds a .315 career batting average         |
| RF   | Christian Quinn  | Jr.  | R/R | .000 | 0  | 0   | Tabbed a NFCA NJCAA All-American            |
| DP   | Fa Leilua        | Jr.  | R/R | .000 | 0  | 0   | NFCA All-West Region Performer at ASU       |
| P    | Alyssa Loza      | Jr.  | R/R | .000 | 0  | 0   | Transferred after two season at ASU         |

## 2019 MSU HONOR ROLL

Mia Davidson, So., C/3B

- USA Softball Collegiate Player of the Year Watch List
- Fastpitch News Preseason All-American (Second Team)
- ESPNw's Top 25 Players of 2019
- 2019 Preseason All-SEC Team



# NOTEBOOK

## BULLDOGS OPEN SEASON WITH BULLDOG KICKOFF CLASSIC

For the seventh straight season, Mississippi State will begin its season by hosting the Bulldog Kickoff Classic at Nusz Park. The Bulldogs will play a total of five games over the three-day tournament. Match ups for MSU at the Bulldog Kickoff Classic include Middle Tennessee, Stephen F. Austin and Valparaiso.

The Bulldogs will play in a total of five tournaments prior to opening SEC play at Kentucky on Friday, March 15. State will also host The Snowman: Alex Wilcox Memorial (Feb. 22-24) and the Bulldog Slamboree (March 8-10). MSU will take to the road for two non-conference tournaments, which includes the Puerto Vallarta College Challenge (Feb. 14-16) in Puerto Vallarta, Mexico, and the Duke Invitational (March 1-2) hosted by Duke in Durham, N.C.

Last year, State swept the Bulldog Kickoff Classic behind four consecutive shutouts, which included Holly Ward tossing just the second perfect game in program history in MSU's opening contest versus Mississippi Valley State. Since the tournament's inception in 2013, MSU holds an 25-3 record in the Bulldog Kickoff Classic and has been crowned the tournament champion four times (2014, 2015, 2016 and 2018).

## OPENING DAY RECORDS YEAR-BY-YEAR

|      |                         |   |            |
|------|-------------------------|---|------------|
| 1982 | at LSU                  | A | L, 14-0    |
|      | at LSU                  | A | L, 8-7     |
| 1983 | at Louisiana Lafayette  | A | L, 2-1     |
|      | at ULL                  | A | L, 6-1     |
| 1984 | at Northwestern State   | A | W, 2-1     |
|      | at Northwestern State   | A | L, 7-3     |
| 1985 | vs. Kentucky Wesleyan   | H | W, 8-5     |
|      | vs. Kentucky Wesleyan   | H | W, 7-2     |
| 1986 | vs. Texas A&M           | N | L, 6-0     |
|      | vs. Louisiana Lafayette | N | L, 2-1     |
| 1997 | vs. Nicholls State      | N | L, 6-0     |
|      | vs. Tennessee-Martin    | N | W, 4-1     |
| 1998 | vs. Northwestern State  | H | L, 3-1     |
|      | vs. Northwestern State  | H | W, 3-1     |
| 1999 | at Northwestern State   | A | L, 1-0     |
|      | at Northwestern State   | A | W, 3-1     |
| 2000 | vs. Texas A&M           | N | W, 3-2     |
|      | vs. #3 Fresno State     | N | L, 4-2     |
| 2001 | vs. Belmont             | H | W, 9-0 (5) |
|      | vs. Belmont             | H | W, 6-1     |

|      |                            |   |             |
|------|----------------------------|---|-------------|
| 2002 | vs. #17 Texas State        | N | W, 8-1      |
|      | vs. Texas Tech             | N | W, 12-4 (5) |
| 2003 | Southern Miss              | H | W, 3-1      |
| 2004 | vs. Bradley                | H | W, 11-6     |
|      | vs. Louisiana Tech         | H | W, 6-1      |
| 2005 | vs. North Carolina State   | H | L, 2-1      |
|      | vs. Louisiana Tech         | H | W, 9-0 (5)  |
| 2006 | vs. Western Kentucky       | N | W, 3-1      |
|      | vs. Jacksonville           | N | W, 8-0 (5)  |
| 2007 | vs. Iowa State             | H | W, 9-3      |
|      | vs. Purdue                 | H | W, 6-5      |
| 2008 | vs. #20 Oregon             | N | W, 3-0      |
|      | vs. Cal State Northridge   | N | W, 4-2      |
| 2009 | vs. Kennesaw State         | H | L, 4-0      |
| 2010 | vs. UAB                    | H | W, 4-0      |
|      | vs. Stephen F. Austin      | H | W, 8-0 (5)  |
| 2011 | vs. Illinois-Chicago       | N | L, 5-4      |
|      | at UNLV                    | A | L, 10-9 (9) |
| 2012 | at South Alabama           | A | W, 7-2      |
| 2013 | vs. South Alabama          | H | L, 3-2      |
| 2014 | vs. Mississippi Valley St. | H | W, 8-0 (5)  |
|      | vs. Northwest Kentucky     | H | W, 12-1 (5) |
| 2015 | vs. Mississippi Valley St. | H | W, 8-0 (6)  |
| 2016 | vs. Georgia Southern       | H | W, 6-0      |
| 2017 | vs. Georgia State          | H | W, 4-0      |
|      | vs. Stephen F. Austin      | H | W, 2-0      |
| 2018 | vs. Mississippi Valley     | H | W, 10-0 (5) |
|      | vs. Omaha                  | H | W, 8-0 (5)  |

**TOTAL RECORD:**

**32-16**

## MISSISSIPPI STATE VERSUS BULLDOG KICKOFF CLASSIC OPPONENTS

### vs. Middle Tennessee

**OVERALL:** Mississippi State and the Blue Raiders have met six times with the Bulldogs holding a 5-1 advantage in the all-time series history. Middle Tennessee's lone win came during a doubleheader split in Murfreesboro with State during the 2005 season, the inaugural meeting between the squads. The Bulldogs hold a perfect 4-0 record over Middle Tennessee at Nusz Park. This weekend's meeting is the first between the two squads since the 2015 season.

**LAST MEETING:** Middle Tennessee took an early lead with an RBI single in the first inning, but that would be the lone run the Blue Raiders would push across the plate. The Bulldogs stormed back in the home-half of the first, highlighted by an RBI triple off the bate of Katie Anne Bailey.

The Bulldogs would plate two runs in both the third and fourth innings before closing the game with a bases-loaded hit by pitch issued to Calyn Adams to drive in MSU's ninth run of the game to cap the 8-1

run-rule victory in the sixth inning.

Adams led MSU with two RBI in the contest, joining Kayla Winkfield. In the circle, Holly Ward picked up the win, her first of the season, after allowing just one run off two hits and two walks over five innings of work. She struck out two in the contest.

Mississippi State 9; Middle Tennessee 1 [6 innings].  
(Feb. 6, 2015 at Starkville, Miss.)

MTSU (0-1)..... 1 0 0 0 0 0 - 1 2 1  
MSU (2-0) ..... 4 0 2 2 0 1 - 9 13 0

Pitchers: MTSU - K. Cheney (0-1), C. McClure | MSU - Holly Ward (1-0), Cassidy Knudsen.

WP - Holly Ward (1-0); LP - K. Cheney (0-1)  
Time: 1:50 | Attendance: 551

### vs. Stephen F. Austin

**OVERALL:** Mississippi State is facing Stephen F. Austin for the sixth time in program history. The Bulldogs hold a 4-1 advantage in the all-time series win. The Ladyjacks took the initial meeting by a 10-0 score in 1982, but MSU has won the last four meetings to post a perfect record against SFA at Nusz. Park. This is the second time in the last three seasons that MSU and SFA will meet.

**LAST MEETING:** Behind the bat of Carmen Carter and the speed of Bevia Robinson, the Mississippi State Bulldogs topped Stephen F. Austin with a 2-1 walk-off victory Saturday afternoon.

After going down 1-0 early to the Ladyjacks, the Maroon and White used RBIs from Alexis Silkwood and Carter to come back and take down SFA and advance to the championship game of the 2017 Bulldog Kickoff Classic.

Silkwood's 3-for-3 day helped key MSU's offense, with her highlight coming in the fourth. Down 1-0, Morgan Bell ripped a two-out double to right center, setting up Silkwood's RBI-double to the other side of the field.

She was also a star on the mound, completing her second-straight complete game victory. The senior tossed a pair of strikeouts and allowed only one run over 7.0 innings to capture her 46th-career win, moving her to third in the MSU record books.

After a solo home run in the first, SFA was only able to threaten one more time, loading the bases in the



# NOTEBOOK

top of third before lining a shot to MSU junior Reggie Harrison. From there, the Ladyjacks were only able to get three runners on base the remainder of the game.

The game's final inning began with a single from Silkwood, who gave way to the pinch-running Robinson. After a foul out on the next batter, Carter stepped to the plate and wrapped it in Maroon and White with a double to the left field corner, sending Robinson from first base to home.

Mississippi State 2; Middle Tennessee 1 (Feb. 11, 2017 at Starkville, Miss.)

SFA (0-4) ..... 1 0 0 0 0 0 - 1 6 0  
MSU (3-1) ..... 0 0 0 1 0 0 1 - 2 5 0

Pitchers: SFA - Callee Guffey (0-1) | MSU - Alexis Silkwood (2-0)

WP - Alexis Silkwood (2-0); LP - Callee Guffey (0-1)  
Time: 1:33

## vs. Valparaiso

**OVERALL:** Mississippi State is meeting the Knights of Valparaiso for the first time in program history on Saturday. Valpo posted a 27-24 record last season.

## LAST TIME OUT

Returning to an NCAA Regional for the second straight season, the Bulldogs fell short for a Super Regional bid as MSU fell to host #10 Arizona, 4-3, in the Tucson Regional finals.

MSU took an early lead with back-to-back home runs by Mia Davidson and Sarai Niu to hold a 2-0 lead after the first inning with Davidson setting MSU's single-season record with her 19th homer of the season.

The Wildcats capitalized on a bases-loaded situation in the second inning to take a 3-2 lead, but Carmen Carter slugged a solo homer in the bottom of the second to lock the game up at 3-3.

The game would remain tied until the fifth as Aleah Craighton knocked an RBI single to score the go-ahead run.

## ON DECK

Next weekend the Bulldog pack their passports and travel across the border to compete in the Puerto Vallarta College Challenge in Puerto

Vallarta, Mexico over Feb. 14-16. It will be a tough early test for the Bulldogs as they face Southern Illinois, Central Florida, Sacramento State and #3/2 Washington, the 2018 WCWS runner-up, over the three-day slate. All four contests will be live streamed via FloSoftball.com.

## 2018 SEASON REVIEW

The Bulldogs returned to the postseason with its sixth NCAA Regional appearance over the last seven seasons and advance to the Tucson Regional finals against host #10 Arizona - marking the first time since the 2005 season that the Bulldogs competed in an NCAA Regional championship contest.

MSU totaled 38 wins and earned two SEC series victories over Missouri and in-state rival Ole Miss. State knocked off #13 Texas A&M, 2-0, in the opening round of the SEC Tournament to pick up the program's first victory the tournament since 2005. State also reeled off 12 consecutive victories over the March to record the fifth-longest winning streak in program history.

The Bulldogs set two school records as a program last season, tallying a program-record 55 home runs and 19 shutouts.

Individually, Mia Davidson became the 20th Bulldog in program history to win All-SEC First Team honors and went one to be just the third student-athlete in program history to be named SEC Freshman of the Year. Davidson slugged 19 home runs to set MSU's single-season and freshman records.

## STATE EARNS FIRST PRESEASON RANKING IN 18 SEASONS

Mississippi State enters opening weekend with a spot secured in the USA Today/NFCA Top 25 Coaches Poll. Vann Stuedeman's Bulldogs checked in at No. 24 in the publication's preseason poll and was one of 11 SEC squads to earn a preseason ranking. MSU also received votes in the ESPN.com/USA Softball Collegiate Top 25 Preseason Poll.

It marks the first time that Mississippi State earned a preseason ranking since the Bulldogs kicked off the 2001 season at No. 23 in the USA Today/NFCA Top 25 Coaches Poll.

Coming off one of the program's most successful

seasons under Stuedeman, MSU posted a 38-23 overall record last season to punch a ticket to the Tucson Regional, the program's sixth NCAA Tournament appearance over the last seven seasons.

## MAMA MIA! DAVIDSON'S SOPHOMORE SEASON HYPE GROWS

Coming off a meteoric freshman campaign a season ago, Mia Davidson earned multiple preseason honors in the weeks leading into the 2019 season.

### DAVIDSON'S PRESEASON ACCOLADES

Preseason All-SEC Team  
Fastpitch News Preseason All-American (Second Team)  
USA Softball Collegiate Player of the Year Watch List  
ESPNw Top 25 Players of 2019 (Ranked #25)

Leading Mississippi State at the plate, Davidson was a force to be reckoned with over her first season of competing in the SEC. She finished her debut season ranked second in the league with 19 home runs, a mark that set MSU's freshman and single-season records.

### DAVIDSON'S 2018 SEC RANKINGS

|                         |      |      |
|-------------------------|------|------|
| Home Runs               | 19   | 2nd  |
| Slugging Percentage     | .762 | 2nd  |
| Total Bases             | 144  | 2nd  |
| Runners Caught Stealing | 11   | 5th  |
| Runs Scored             | 50   | 7th  |
| Hits                    | 70   | 10th |
| Batting Average         | .370 | 11th |
| Doubles                 | 13   | 11th |
| Runs Batted In          | 48   | 12th |

Not only dominate within the SEC, Davidson's marks were some of the tops in the country as she closed the season ranked 11th nationally in home runs and total bases. Her marks for slugging percentage, total bases and RBIs were also all ranked within the seventh-highest totals in MSU single-season history.

Davidson wrapped her freshman season with 2018 All-SEC First Team and SEC All-Freshman Team honors en route to being named the 2018 SEC Freshman of the Year. She was selected SEC Freshman of the Week a program-record three times last season.

## NOTEBOOK

Nationally she was a top 10 finalist for the 2018 Schutt Sports/NFCA National Freshman of the Year, the first student-athlete in program history to ever be a finalist for the award, and was tabbed to the NFCA All-South Region Second Team.

### #NOONEFIGHTSALONE | WILCOX HONORED WITH JERSEY RETIREMENT

Honoring the legendary spirit of the late Alex Wilcox, Mississippi State will continue its “No One Fights Alone” campaign throughout the 2019 softball season.

The Bulldogs will debut a brand-new teal uniform this season that the team will sport during its midweek contests to raise awareness for ovarian cancer in honor of former softball student-athlete Alex Wilcox, who passed away last summer at the age of 18 after a courageous fight with the disease.

Mississippi State immortalized Wilcox this fall by retiring her No. 8 jersey on Sept. 15, 2018, making Wilcox the first female student-athlete in Mississippi State history to have her jersey retired.

A permanent graphical fixture on the right field wall at Nuz Park was installed in commemorate Wilcox’s memory. The Bulldogs also re-branded its annual February Freezer tournament and will now host the inaugural The Snowman: Alex Wilcox Memorial tournament in February.



## MISSISSIPPI STATE BY THE NUMBERS

## UNDER STUEDEMAN...

|                                  | 2019 | ALL-TIME |
|----------------------------------|------|----------|
| In day games:                    | 0-0  | 163-96   |
| In night games:                  | 0-0  | 79-70    |
| In extra innings:                | 0-0  | 13-17    |
| vs. left-handed starter:         | 0-0  | 27-17    |
| vs. right-handed starter:        | 0-0  | 214-149  |
| Starter receives decision:       | 0-0  | 181-128  |
| Reliever receives decision:      | 0-0  | 53-30    |
| Starter goes 5+ innings:         | 0-0  | 173-77   |
| Starter goes less than 5 inn.:   | 0-0  | 69-88    |
| Scoring first:                   | 0-0  | 171-43   |
| Opponent scores first:           | 0-0  | 70-123   |
| Leading after 5 innings:         | 0-0  | 161-10   |
| Trailing after 5 innings:        | 0-0  | 19-119   |
| Tied after 5 innings:            | 0-0  | 24-25    |
| Leading after 6 innings:         | 0-0  | 151-9    |
| Trailing after 6 innings:        | 0-0  | 9-119    |
| Tied after 6 innings:            | 0-0  | 23-17    |
| vs. ranked opponents:            | 0-0  | 38-112   |
| vs. Top-10 opponents:            | 0-0  | 16-46    |
| In one-run games:                | 0-0  | 50-53    |
| In two-run games:                | 0-0  | 33-25    |
| Coming from behind:              | 0-0  | 81-0     |
| Scoring 0-2 runs:                | 0-0  | 32-108   |
| Scoring 3-5 runs:                | 0-0  | 76-50    |
| Scoring 6-9 runs:                | 0-0  | 100-9    |
| Scoring 10+ runs:                | 0-0  | 35-0     |
| Opponent scores 0-2 runs:        | 0-0  | 172-23   |
| Opponent scores 3-5 runs:        | 0-0  | 59-69    |
| Opponent scores 6-9 runs:        | 0-0  | 12-54    |
| Opponent scores 10+ runs:        | 0-0  | 0-17     |
| Collecting 0-3 hits:             | 0-0  | 16-44    |
| Collecting 4-6 hits:             | 0-0  | 58-70    |
| Collecting 7-9 hits:             | 0-0  | 82-38    |
| Collecting 10-12 hits:           | 0-0  | 61-8     |
| Collecting 13+ hits:             | 0-0  | 26-3     |
| Out-hit opponent:                | 0-0  | 196-38   |
| Out-hit by opponent:             | 0-0  | 26-104   |
| Hits are equal:                  | 0-0  | 19-24    |
| Without hitting a home run:      | 0-0  | 108-111  |
| Hitting a home run:              | 0-0  | 129-55   |
| Opponent doesn't hit a home run: | 0-0  | 173-66   |
| Opponent hits a home run:        | 0-0  | 68-101   |
| Errorless:                       | 0-0  | 102-52   |
| Committing one error:            | 0-0  | 78-54    |
| Committing 2+ errors:            | 0-0  | 52-60    |
| Opponent is errorless:           | 0-0  | 73-73    |
| vs. SEC:                         | 0-0  | 60-112   |
| vs. SEC East:                    | 0-0  | 25-62    |
| vs. SEC West:                    | 0-0  | 36-55    |
| vs. Non-Conference:              | 0-0  | 180-51   |
| Game 1 of weekend series:        | 0-0  | 21-38    |
| Game 2 of weekend series:        | 0-0  | 25-34    |
| Game 3 of weekend series:        | 0-0  | 21-38    |

## DAYS OF THE WEEK

|               |     |       |
|---------------|-----|-------|
| On Monday:    | 0-0 | 5-3   |
| On Tuesday:   | 0-0 | 27-6  |
| On Wednesday: | 0-0 | 23-11 |
| On Thursday:  | 0-0 | 15-6  |
| On Friday:    | 0-0 | 51-53 |
| On Saturday:  | 0-0 | 70-49 |
| On Sunday:    | 0-0 | 50-39 |

## MONTHS OF THE YEAR

|              |     |       |
|--------------|-----|-------|
| In February: | 0-0 | 81-21 |
| In March:    | 0-0 | 85-55 |
| In April:    | 0-0 | 59-52 |
| In May:      | 0-0 | 14-34 |
| In June:     | 0-0 | 0-0   |

## VS. CONFERENCE

| SEC                            | 0-0        |
|--------------------------------|------------|
| Alabama .....                  | 0-0        |
| Auburn .....                   | 0-0        |
| Florida .....                  | 0-0        |
| Kentucky .....                 | 0-0        |
| LSU .....                      | 0-0        |
| Missouri .....                 | 0-0        |
| Ole Miss .....                 | 0-0        |
| Tennessee .....                | 0-0        |
| <b>American Athletic</b>       | <b>0-0</b> |
| Memphis .....                  | 0-0        |
| UCF .....                      | 0-0        |
| <b>Atlantic Coast</b>          | <b>0-0</b> |
| Duke .....                     | 0-0        |
| Georgia Tech .....             | 0-0        |
| <b>Conference USA</b>          | <b>0-0</b> |
| Louisiana Tech .....           | 0-0        |
| Middle Tennessee .....         | 0-0        |
| UAB .....                      | 0-0        |
| <b>Big 12</b>                  | <b>0-0</b> |
| Kansas .....                   | 0-0        |
| <b>Big Sky</b> .....           | <b>0-0</b> |
| Sacramento State .....         | 0-0        |
| <b>Mid-American</b>            | <b>0-0</b> |
| Ohio .....                     | 0-0        |
| <b>Missouri Valley</b> .....   | <b>0-0</b> |
| Southern Illinois .....        | 0-0        |
| Valparaiso .....               | 0-0        |
| <b>Ohio Valley</b>             | <b>0-0</b> |
| Jacksonville State .....       | 0-0        |
| UT Martin .....                | 0-0        |
| <b>Pac-12</b>                  | <b>0-0</b> |
| Washington .....               | 0-0        |
| <b>Southland</b>               | <b>0-0</b> |
| Central Arkansas .....         | 0-0        |
| Southeastern Louisiana .....   | 0-0        |
| Stephen F. Austin .....        | 0-0        |
| <b>Southwestern Athletic</b>   | <b>0-0</b> |
| Alabama State .....            | 0-0        |
| Alcorn State .....             | 0-0        |
| Mississippi Valley State ..... | 0-0        |

## COME FROM BEHIND WINS (0)

| Date | Opponent | Deficit(s) | Final |
|------|----------|------------|-------|
|------|----------|------------|-------|

## LAST AT-BAT WINS (0)

| Date | Opponent | Score (Inn.) | GW Play |
|------|----------|--------------|---------|
|------|----------|--------------|---------|

## WALK-OFF WINS (0)

| Date | Opponent | Score (Inn.) | GW Play |
|------|----------|--------------|---------|
|------|----------|--------------|---------|



# MISSISSIPPI STATE AND THE SEC

## MSU SEC RANKINGS

|                         |           |
|-------------------------|-----------|
| Batting Average         | .292 (5)  |
| Double Plays per Game   | .25 (11)  |
| Doubles per Game        | 1.44 (1)  |
| Earned Run Average      | 2.06 (5)  |
| Fielding Percentage     | .957 (13) |
| Home Runs per Game      | .90 (8)   |
| Scoring                 | 5.18 (5)  |
| Slugging Percentage     | .471 (2)  |
| Stolen Bases per Game   | 0.85 (10) |
| Strikeout-to-Walk Ratio | 2.45 (7)  |
| Triples per Game        | .31 (1)   |
| W/L Percentage          | .623 (11) |

## INDIVIDUAL SEC RANKINGS

### MIA DAVIDSON

|                          |       |
|--------------------------|-------|
| 2. Home Runs             | 19    |
| 2. Slugging Percentage   | 0.762 |
| 2. Total Bases           | 144   |
| 3. Home Runs per Game    | 0.31  |
| 6. Runs per Game         | 0.82  |
| 7. Hit by Pitch per Game | 0.18  |
| 10. Hits                 | 70    |
| 13. RBIs per Game        | 0.79  |

### EMILY HEIMBERGER

|                     |      |
|---------------------|------|
| 6. Triples per Game | 0.07 |
|---------------------|------|

### KAT MOORE

|          |    |
|----------|----|
| 16. Hits | 63 |
|----------|----|

### SARAI NIU

|                          |      |
|--------------------------|------|
| 9. Hit by Pitch per Game | 0.17 |
|--------------------------|------|

### BEVIA ROBINSON

|                     |      |
|---------------------|------|
| 4. Triples per Game | 0.07 |
|---------------------|------|

\* - 2018 Statistics

## 2019 SEC PRESEASON POLL

| Rank | School                   | 2018 SEC Record | PCT.        | 2018 Overall Record | PCT.        |
|------|--------------------------|-----------------|-------------|---------------------|-------------|
| 1.   | Florida (10) - #         | 20-4            | .833        | 56-11               | .836        |
| 2.   | Georgia (2)              | 16-8            | .667        | 48-13               | .787        |
| 3.   | Tennessee                | 14-10           | .583        | 48-14               | .774        |
| 4.   | South Carolina           | 15-9            | .625        | 49-17               | .742        |
| 5.   | Arkansas                 | 12-12           | .500        | 42-17               | .712        |
| 6.   | LSU                      | 13-10           | .565        | 45-17               | .726        |
| 7.   | Kentucky (1)             | 8-15            | .348        | 35-21               | .625        |
| 8.   | Alabama                  | 12-12           | .500        | 36-20               | .643        |
| 9.   | Auburn                   | 11-12           | .478        | 41-17               | .707        |
| 10.  | <b>Mississippi State</b> | <b>7-17</b>     | <b>.292</b> | <b>38-23</b>        | <b>.623</b> |
| 11.  | Texas A&M                | 13-11           | .542        | 44-18               | .710        |
| 12.  | Ole Miss                 | 7-17            | .292        | 32-25               | .561        |
| 13.  | Missouri                 | 6-17            | .261        | 30-29               | .508        |

# - SEC Regular Season Champion; \$ - Tournament Champion

## AROUND THE SEC...

### Thursday, Feb. 7

|                                  |            |
|----------------------------------|------------|
| BYU vs. #9 South Carolina        | 10:00 a.m. |
| #19 Baylor vs. #9 South Carolina | 1:30 p.m.  |
| Ole Miss vs. UCF                 | 5:30 p.m.  |
| Tulsa vs. #10 LSU                | 6:00 p.m.  |

### Friday, Feb. 8

|  |                  |
|--|------------------|
| ICU vs. #8 Tennessee                           | 8:30 a.m.        |
| Murray State vs. #11 Alabama                   | 12:30 p.m.       |
| Illinois vs. #15 Kentucky                      | 1:00 p.m.        |
| #8 Tennessee vs. Coastal Carolina              | 1:00 p.m.        |
| Ole Miss vs. #24 Ohio State                    | 1:30 p.m.        |
| Tennessee State vs. #17 Auburn                 | 2:00 p.m.        |
| Utah vs. Missouri                              | 2:30 p.m.        |
| St. John's vs. #7 Georgia                      | 2:45 p.m.        |
| Cal Baptist vs. #20 Texas A&M                  | 3:00 p.m.        |
| <b>Middle Tennessee vs. Mississippi State</b>  | <b>3:00 p.m.</b> |
| Arkansas vs. Campbell                          | 3:00 p.m.        |
| Iowa vs. #10 LSU                               | 3:30 p.m.        |
| #15 Kentucky vs. Houston                       | 3:30 p.m.        |
| Illinois State vs. #5 Florida                  | 3:45 p.m.        |
| #7 Georgia vs. FAU                             | 5:00 p.m.        |
| Western Kentucky vs. #17 Auburn                | 5:00 p.m.        |
| Northern Colorado vs. #20 Texas A&M            | 5:15 p.m.        |
| #11 Alabama vs. Troy                           | 5:30 p.m.        |
| <b>Stephen F. Austin vs. Mississippi State</b> | <b>5:30 p.m.</b> |
| #9 South Carolina vs. Duke                     | 5:00 p.m.        |
| Tulsa vs. #10 LSU                              | 6:00 p.m.        |
| #12 Arkansas vs. McNeese State                 | 8:00 p.m.        |
| Missouri vs. #12 Arizona State                 | 8:00 p.m.        |

### Saturday, Feb. 9

|   |                   |
|---|-------------------|
| Bethune-Cookman vs. #7 Georgia          | 8:00 a.m.         |
| Sam Houston State vs. #15 Kentucky      | 9:00 a.m.         |
| #23 Minnesota vs. Ole Miss              | 9:00 a.m.         |
| #5 Florida vs. #14 Michigan             | 9:30 a.m.         |
| #9 South Carolina vs. Notre Dame        | 10:00 a.m.        |
| #11 Alabama vs. Maryland                | 10:00 a.m.        |
| Oregon vs. Missouri                     | 10:00 a.m.        |
| Virginia vs. #7 Georgia                 | 10:15 a.m.        |
| Ole Miss vs. George Mason               | 11:30 a.m.        |
| #5 Florida vs. #6 Arizona               | 11:45 a.m.        |
| North Colorado vs. #20 Texas A&M        | 12:15 p.m.        |
| <b>Valparaiso vs. Mississippi State</b> | <b>12:30 p.m.</b> |
| #12 Arkansas vs. Samford                | 12:30 p.m.        |
| Murray State vs. #11 Alabama            | 12:30 p.m.        |
| Missouri State vs. #17 Auburn           | 2:00 p.m.         |
| North Texas vs. #20 Texas A&M           | 3:00 p.m.         |
| Lipscomb vs. #12 Arkansas               | 3:00 p.m.         |
| #8 Tennessee vs. UIC                    | 3:15 p.m.         |
| Iowa vs. #10 LSU                        | 3:30 p.m.         |
| Oregon State vs. Missouri               | 3:30 p.m.         |
| #15 Kentucky vs. Houston                | 4:30 p.m.         |
| Louisiana Tech vs. #17 Auburn           | 5:00 p.m.         |
| Boston University vs. #8 Tennessee      | 5:30 p.m.         |
| Bucknell vs. #10 LSU                    | 6:00 p.m.         |

### Sunday, Feb. 10

|                                      |            |
|--------------------------------------|------------|
| #24 Ohio State vs. Ole Miss          | 8:30 a.m.  |
| #9 South Carolina vs. North Carolina | 9:00 a.m.  |
| #15 Kentucky vs. #21 Oklahoma State  | 9:00 a.m.  |
| #12 Arkansas vs. Campbell            | 9:00 a.m.  |
| Florida A&M vs. #17 Auburn           | 10:00 a.m. |
| Indiana vs. #7 Georgia               | 10:15 a.m. |
| Rider vs. #8 Tennessee               | 10:15 a.m. |
| Bucknell vs. #10 LSU                 | 11:00 a.m. |
| Missouri vs. Kansas                  | 11:00 a.m. |
| Cal Baptist vs. #20 Texas A&M        | 12:15 p.m. |
| NC State vs. #5 Florida              | 12:30 p.m. |
| #11 Alabama vs. Troy                 | 12:30 p.m. |
| #5 Florida vs. South Florida         | 3:15 p.m.  |



## MISSISSIPPI STATE ACROSS THE COUNTRY

## MSU NCAA RANKINGS

|                         |            |
|-------------------------|------------|
| Batting Average         | .292 (47)  |
| Double Plays per Game   | .25 (186)  |
| Doubles per Game        | 1.44 (26)  |
| Earned Run Average      | 2.06 (22)  |
| Fielding Percentage     | .957 (173) |
| Home Runs per Game      | .90 (46)   |
| Scoring                 | 5.18 (50)  |
| Slugging Percentage     | .471 (26)  |
| Stolen Bases per Game   | 0.85 (154) |
| Strikeout-to-Walk Ratio | 2.45 (47)  |
| Triples per Game        | .31 (15)   |
| W/L Percentage          | .623 (67)  |

## INDIVIDUAL NCAA RANKINGS

## MIA DAVIDSON

|                         |       |
|-------------------------|-------|
| 11. Home Runs           | 19    |
| 11. Total Bases         | 144   |
| 23. Slugging Percentage | 0.762 |
| 25. Home Runs per Game  | 0.31  |
| 65. Hits                | 70    |
| 99. Runs per Game       | 0.82  |

## BEVIA ROBINSON

|                      |      |
|----------------------|------|
| 98. Triples per Game | 0.07 |
|----------------------|------|

\*- 2018 Statistics

## NCAA ACTIVE CAREER LEADERS

## MIA DAVIDSON

|                         |       |
|-------------------------|-------|
| 14. Slugging Percentage | 0.762 |
|-------------------------|-------|

## SARAI NIU

|                  |    |
|------------------|----|
| 29. Hit by Pitch | 36 |
|------------------|----|

## NATIONAL POLLS

USA TODAY/NFCA COACHES POLL  
(PRESEASON)

| RK. | SCHOOL              | RECORD | POINTS |
|-----|---------------------|--------|--------|
| 1.  | Florida State (21)  | 58-12  | 780    |
| 2.  | UCLA (6)            | 58-7   | 756    |
| 3.  | Washington (5)      | 52-10  | 742    |
| 4.  | Oklahoma            | 57-5   | 696    |
| 5.  | Florida (1)         | 56-11  | 664    |
| 6.  | Georgia             | 48-13  | 604    |
| 7.  | Arizona             | 43-16  | 591    |
| 8.  | Tennessee           | 48-14  | 571    |
| 9.  | Alabama             | 36-20  | 453    |
| 10. | South Carolina      | 49-17  | 453    |
| 11. | LSU                 | 45-17  | 446    |
| 12. | Arizona State       | 48-13  | 384    |
| 13. | Kentucky            | 35-21  | 379    |
| 14. | Arkansas            | 42-17  | 368    |
| 15. | Louisiana Lafayette | 41-16  | 336    |
| 16. | Texas               | 33-26  | 332    |
| 17. | Auburn              | 41-17  | 299    |
| 18. | Baylor              | 38-18  | 278    |
| 19. | Michigan            | 44-13  | 249    |
| 20. | Texas A&M           | 44-18  | 199    |
| 21. | Minnesota           | 41-17  | 124    |
| 22. | Oklahoma State      | 39-22  | 112    |
| 23. | James Madison       | 43-14  | 101    |
| 24. | MISSISSIPPI STATE   | 38-23  | 95     |
| 25. | Oregon              | 53-10  | 82     |

**Others Receiving Votes:** Long Beach State (69), Notre Dame (40), Liberty (30), Texas State (23), Northwestern (22), Ohio State (15), Hofstra (15), Cal State Fullerton (13), Drake (12), California (10), **Missouri (9)**, Florida Gulf Coast (7), Oregon State (7), Boise State (4), McNeese State (3), Wichita State (2), Tulsa (1), Houston (1), Longwood (1), **Ole Miss (1)**, USF (1).

ESPN.com/USA SOFTBALL POLL  
(PRESEASON)

| RK. | SCHOOL              | RECORD | POINTS |
|-----|---------------------|--------|--------|
| 1.  | UCLA (5)            | 58-7   | 476    |
| 2.  | Washington (5)      | 52-10  | 472    |
| 3.  | Florida State (7)   | 58-12  | 459    |
| 4.  | Oklahoma (2)        | 57-5   | 435    |
| 5.  | Florida (1)         | 56-11  | 428    |
| 6.  | Arizona             | 43-16  | 375    |
| 7.  | Georgia             | 48-13  | 374    |
| 8.  | Tennessee           | 48-14  | 367    |
| 9.  | South Carolina      | 49-17  | 282    |
| 10. | LSU                 | 45-17  | 270    |
| 11. | Alabama             | 36-20  | 257    |
| 12. | Arizona State       | 48-13  | 229    |
| 13. | Arkansas            | 42-17  | 229    |
| 14. | Michigan            | 44-13  | 217    |
| 15. | Kentucky            | 36-20  | 214    |
| 16. | Texas               | 33-26  | 166    |
| 17. | Auburn              | 41-17  | 156    |
| 18. | Louisiana Lafayette | 41-16  | 155    |
| 19. | Baylor              | 36-18  | 144    |
| 20. | Texas A&M           | 44-18  | 135    |
| 21. | Oklahoma State      | 39-22  | 93     |
| 22. | James Madison       | 43-14  | 83     |
| 23. | Minnesota           | 41-17  | 72     |
| 24. | Ohio State          | 36-16  | 56     |
| 25. | Long Beach State    | 43-14  | 50     |

**Others Receiving Votes:** Houston (31), Notre Dame (30), **MISSISSIPPI STATE (25)**, Texas State (25), Northwestern (24), Drake (23), California (20), Oregon State (20), Wichita State (17), Louisville (16), Oregon (16), Cal State Fullerton (15), South Florida (10), Tulsa (8), Virginia Tech (6), Liberty (5), Wisconsin (5), Fresno State (4), Lipscomb (2), **Ole Miss (2)**, Hofstra (1), Nebraska (1).

## MISSISSIPPI STATE IN THE POLLS

| DATE | NFCA | USA | RPI |
|------|------|-----|-----|
| PRE  | 24   | RV  | --  |

## DAWGS VS. RANKED OPPONENTS

## 2018 RESULTS

| Date     | Opponent       | Ranking | Result (Inn.) |
|----------|----------------|---------|---------------|
| May 20   | Arizona        | 10      | L, 3-4        |
| May 10   | South Carolina | 12      | L, 1-3        |
| May 9    | Texas A&M      | 14      | W, 2-0        |
| May 6    | Tennessee      | 7       | L, 3-6        |
| May 5    | Tennessee      | 7       | W, 10-3       |
| May 4    | Tennessee      | 7       | L, 4-7        |
| April 29 | South Carolina | 14      | L, 4-5        |
| April 28 | South Carolina | 14      | L, 1-8        |
| April 27 | South Carolina | 14      | L, 2-5        |
| April 22 | Florida        | 5       | L, 0-3        |
| April 22 | Florida        | 5       | L, 2-6        |
| April 20 | Florida        | 5       | L, 3-8        |
| April 8  | Texas A&M      | 10      | L, 1-4 (8)    |
| April 7  | Texas A&M      | 10      | W, 4-3 (10)   |
| April 7  | Texas A&M      | 10      | L, 1-3        |
| April 1  | Arkansas       | 23      | L, 2-8        |
| March 31 | Arkansas       | 23      | L, 0-6        |
| March 30 | Arkansas       | 23      | L, 2-3        |
| March 25 | Georgia        | 7       | L, 2-3        |
| March 24 | Georgia        | 7       | W, 5-4        |
| March 23 | Georgia        | 7       | L, 2-4        |
| Feb. 23  | Oklahoma State | 18      | W, 9-4        |
| Feb. 22  | Arizona        | 17      | L, 1-3        |

## BREAKDOWNS

| Year               | Record        | Ranking           | Record        |
|--------------------|---------------|-------------------|---------------|
| 1985.....          | 1-1           | 1.....            | 2-11          |
| 1997.....          | 0-2           | 2.....            | 1-16          |
| 1998.....          | 1-7           | 3.....            | 4-26          |
| 1999.....          | 2-12          | 4.....            | 5-25          |
| 2000.....          | 5-16          | 5.....            | 0-10          |
| 2001.....          | 1-12          | 6.....            | 3-14          |
| 2002.....          | 8-15          | 7.....            | 4-15          |
| 2003.....          | 7-17          | 8.....            | 2-11          |
| 2004.....          | 9-17          | 9.....            | 3-6           |
| 2005.....          | 4-22          | 10.....           | 10-30         |
| 2006.....          | 1-19          | 11.....           | 3-14          |
| 2007.....          | 2-14          | 12.....           | 1-15          |
| 2008.....          | 4-11          | 13.....           | 2-11          |
| 2009.....          | 4-16          | 14.....           | 5-19          |
| 2010.....          | 0-14          | 15.....           | 0-8           |
| 2011.....          | 4-19          | 16.....           | 4-13          |
| 2012.....          | 2-13          | 17.....           | 7-10          |
| 2013.....          | 4-14          | 18.....           | 2-8           |
| 2014.....          | 8-15          | 19.....           | 4-8           |
| 2015.....          | 7-15          | 20.....           | 3-12          |
| 2016.....          | 3-21          | 21.....           | 9-18          |
| 2017.....          | 9-17          | 22.....           | 5-5           |
| 2018.....          | 5-18          | 23.....           | 4-8           |
| <b>TOTAL .....</b> | <b>91-327</b> | 24.....           | 4-8           |
|                    |               | 25.....           | 4-5           |
|                    |               | <b>TOTAL ....</b> | <b>91-327</b> |

# MISSISSIPPI STATE HITTING BY THE NUMBERS...

## HITTING

|   |       |
|---|-------|
| Dabbs Records Hit.....                    | 3-0   |
| Dabbs Records Multi-Hit Game .....        | 1-0   |
| Dabbs Hits Home Run .....                 | 1-0   |
| Denis Records Hit .....                   | 4-0   |
| Denis Records Multi-Hit Game .....        | 2-0   |
| Denis Hits Home Run .....                 | 0-0   |
| Mia Davidson Records Hit.....             | 29-18 |
| Mia Davidson Records Multi-Hit Game ..... | 18-2  |
| Mia Davidson Hits Home Run .....          | 13-6  |
| Heimberger Records Hit .....              | 27-12 |
| Heimberger Records Multi-Hit Game .....   | 13-4  |
| Heimberger Hits Home Run.....             | 0-0   |
| Kelly Records Hit .....                   | 1-2   |
| Kelly Records Multi-Hit Game .....        | 0-0   |
| Kelly Hits Home Run.....                  | 0-0   |
| Moore Records Hit.....                    | 26-14 |
| Moore Records Multi-Hit Game .....        | 14-4  |
| Moore Hits Home Run .....                 | 3-1   |
| Niu Records Hit.....                      | 27-12 |
| Niu Records Multi-Hit Game .....          | 8-2   |
| Niu Hits Home Run .....                   | 4-2   |
| Petrey Records Hit .....                  | 2-0   |
| Petrey Records Multi-Hit Game .....       | 0-0   |
| Petrey Hits Home Run .....                | 1-0   |
| Roberson Records Hit.....                 | 5-0   |
| Roberson Records Multi-Hit Game .....     | 0-0   |
| Roberson Hits Home Run .....              | 0-0   |
| Robinson Records Hit.....                 | 21-5  |
| Robinson Records Multi-Hit Game .....     | 9-2   |
| Robinson Hits Home Run .....              | 1-0   |
| Spexarth Records Hit .....                | 4-3   |
| Spexarth Records Multi-Hit Game .....     | 0-1   |
| Spexarth Hits Home Run.....               | 0-1   |
| L. Williams Records Hit.....              | 5-0   |
| L. Williams Records Multi-Hit Game .....  | 0-0   |
| L. Williams Hits Home Run .....           | 0-0   |

## LEADING OFF

|                           |       |
|---------------------------|-------|
| Heimberger Leads Off..... | 16-10 |
| Moore Leads Off.....      | 23-11 |
| Robinson Leads Off.....   | 1-2   |

\* - 2018 Statistics

## HOME RUNS

| CAREER DINGERS  | SOLO | 2R  | 3R  | GS  | Total |
|-----------------|------|-----|-----|-----|-------|
| Davidson, Mia   | 6    | 11  | 2   | --- | 19    |
| Niu, Sarai      | 8    | 1   | 2   | --- | 11    |
| Moore, Kat      | 4    | --- | --- | --- | 4     |
| Carter Spexarth | ---  | --- | 1   | --- | 1     |
| Petrey, Macey   | 1    | --- | --- | --- | 1     |
| Robinson, Bevia | 1    | --- | --- | --- | 1     |
| Grace Dabbs     | ---  | --- | 1   | --- | 1     |

### 2018 BREAKDOWN

|  |                                     |
|--|-------------------------------------|
| Total .....                                    | 55                                  |
| At Nusz Park .....                             | 29                                  |
| On The Road .....                              | 14                                  |
| At Neutral-Site .....                          | 12                                  |
| vs. RHP .....                                  | 44                                  |
| vs. LHP .....                                  | 11                                  |
| w/ 0 Outs .....                                | 19                                  |
| w/ 1 Out .....                                 | 23                                  |
| w/ 2 Outs .....                                | 13                                  |
| Solo .....                                     | 25                                  |
| Two-Run .....                                  | 17                                  |
| Three-Run .....                                | 10                                  |
| Grand Salami.....                              | 2                                   |
| Back-To-Back.....                              | 1                                   |
| Pinch-Hit .....                                | 2                                   |
| Walk-Off .....                                 | 0                                   |
| Opponent Total .....                           | 16                                  |
| Last HR Given Up .....                         | May 18, 2018 vs. North Dakota State |
| Consecutive Games W/Out HR (Season Long) ..... | 3 (24)                              |

### 2018 TOUCH 'EM ALL TRACKER

| Player              | Date     | Opponent         | On Base | Outs |
|---------------------|----------|------------------|---------|------|
| 1. Mia Davidson     | Feb. 9   | Omaha            | 1       | 0    |
| 2. Morgan Bell      | Feb. 9   | Omaha            | 0       | 0    |
| 3. Mia Davidson     | Feb. 11  | Missouri State   | 1       | 0    |
| 4. Kat Moore        | Feb. 11  | MVSU             | 0       | 0    |
| 5. Morgan Bell      | Feb. 11  | MVSU             | 2       | 1    |
| 6. Mia Davidson     | Feb. 22  | Arizona State    | 0       | 0    |
| 7. Calyn Adams      | Feb. 22  | Nebraska         | 0       | 0    |
| 8. Reggie Harrison  | Feb. 22  | Nebraska         | 2       | 1    |
| 9. Bevia Robinson   | Feb. 23  | Oklahoma State   | 0       | 0    |
| 10. Mia Davidson    | Feb. 24  | San Jose State   | 0       | 2    |
| 11. Morgan Bell     | Feb. 24  | San Jose State   | 1       | 2    |
| 12. Mia Davidson    | March 2  | Lamar            | 1       | 0    |
| 13. Reggie Harrison | March 3  | Mercer           | 0       | 2    |
| 14. Sarai Niu       | March 3  | Mercer           | 0       | 0    |
| 15. Macey Petrey    | March 3  | Mercer           | 0       | 1    |
| 16. Mia Davidson    | March 9  | Illinois         | 1       | 0    |
| 17. Carmen Carter   | March 9  | Illinois         | 1       | 2    |
| 18. Reggie Harrison | March 9  | Illinois         | 2       | 1    |
| 19. Mia Davidson    | March 9  | Illinois         | 1       | 1    |
| 20. Morgan Bell     | March 9  | Illinois         | 3       | 1    |
| 21. Mia Davidson    | March 11 | UMass Lowell     | 1       | 0    |
| 22. Mia Davidson    | March 13 | Samford          | 2       | 1    |
| 23. Morgan Bell     | March 14 | Memphis          | 3       | 1    |
| 24. Mia Davidson    | March 18 | Missouri         | 0       | 1    |
| 25. Kat Moore       | March 18 | Missouri         | 0       | 0    |
| 26. Reggie Harrison | March 21 | Central Arkansas | 1       | 1    |
| 27. Sarai Niu       | March 21 | Central Arkansas | 2       | 2    |
| 28. Mia Davidson    | March 24 | Georgia          | 1       | 0    |
| 29. Reggie Harrison | March 24 | Georgia          | 1       | 1    |
| 30. Sarai Niu       | March 25 | Georgia          | 0       | 0    |
| 31. Mia Davidson    | March 27 | Alabama State    | 1       | 1    |
| 32. Grace Dabbs     | March 27 | Alabama State    | 2       | 1    |
| 33. Morgan Bell     | March 30 | Arkansas         | 1       | 2    |
| 34. Mia Davidson    | April 1  | Arkansas         | 0       | 1    |
| 35. Morgan Bell     | April 1  | Arkansas         | 0       | 2    |
| 36. Mia Davidson    | April 10 | Alcorn State     | 1       | 0    |
| 37. Kat Moore       | April 15 | Ole Miss         | 0       | 1    |
| 38. Reggie Harrison | April 15 | Ole Miss         | 1       | 0    |
| 39. Mia Davidson    | April 16 | Ole Miss         | 1       | 1    |
| 40. Carter Spexarth | April 16 | Ole Miss         | 2       | 1    |
| 41. Kat Moore       | April 20 | Florida          | 0       | 1    |
| 42. Mia Davidson    | April 20 | Florida          | 1       | 0    |
| 43. Morgan Bell     | April 29 | South Carolina   | 0       | 0    |
| 44. Morgan Bell     | May 4    | Tennessee        | 0       | 1    |
| 45. Mia Davidson    | May 5    | Tennessee        | 2       | 2    |
| 46. Morgan Bell     | May 5    | Tennessee        | 0       | 2    |
| 47. Reggie Harrison | May 5    | Tennessee        | 0       | 0    |
| 48. Sarai Niu       | May 5    | Tennessee        | 0       | 1    |
| 49. Mia Davidson    | May 6    | Tennessee        | 0       | 2    |
| 50. Sarai Niu       | May 19   | Saint Francis    | 2       | 2    |
| 51. Carmen Carter   | May 19   | Saint Francis    | 1       | 2    |
| 52. Reggie Harrison | May 19   | North Dakota St. | 2       | 2    |
| 53. Mia Davidson    | May 20   | Arizona          | 0       | 1    |
| 54. Sarai Niu       | May 20   | Arizona          | 0       | 1    |
| 55. Carmen Carter   | May 20   | Arizona          | 0       | 1    |

| MULTIPLE-HIT GAMES | 2  | 3 | 4 | 5+ | Total |
|--------------------|----|---|---|----|-------|
| Mia Davidson       | 17 | 3 | - | -  | 20    |
| Kat Moore          | 13 | 5 | - | -  | 18    |
| Emily Heimberger   | 12 | 5 | - | -  | 17    |
| Reggie Harrison    | 9  | 2 | - | -  | 11    |
| Bevia Robinson     | 8  | 3 | - | -  | 11    |
| Morgan Bell        | 9  | 1 | - | -  | 10    |
| Sarai Niu          | 8  | 2 | - | -  | 10    |
| Calyn Adams        | 6  | - | - | -  | 6     |
| Carmen Carter      | 4  | - | 1 | -  | 5     |
| Candace Denis      | 2  | - | - | -  | 2     |
| Carter Spexarth    | 1  | - | - | -  | 1     |
| Grace Dabbs        | 1  | - | - | -  | 1     |

| TEAM | 90 | 21 | 1 | 0 | 112 |
|------|----|----|---|---|-----|
|------|----|----|---|---|-----|

| MULTIPLE-RBI GAMES | 2  | 3 | 4 | 5+ | Total |
|--------------------|----|---|---|----|-------|
| Mia Davidson       | 11 | 4 | - | -  | 15    |
| Reggie Harrison    | 7  | 1 | 2 | 1  | 11    |
| Morgan Bell        | 7  | 1 | - | 2  | 10    |
| Sarai Niu          | 4  | 2 | 1 | 1  | 8     |
| Emily Heimberger   | 6  | - | - | -  | 6     |
| Carmen Carter      | 4  | 1 | - | -  | 5     |
| Kat Moore          | 4  | - | - | -  | 4     |
| Calyn Adams        | 4  | - | - | -  | 4     |
| Carter Spexarth    | 1  | 2 | - | -  | 3     |
| Bevia Robinson     | 3  | - | - | -  | 3     |
| Grace Dabbs        | -  | 1 | - | -  | 1     |

| TEAM | 51 | 12 | 3 | 4 | 70 |
|------|----|----|---|---|----|
|------|----|----|---|---|----|

| HITTING STREAKS  | CURRENT | 2018 | CAREER |
|------------------|---------|------|--------|
| Mia Davidson     | 1       | 16   | 16     |
| Emily Heimberger | ---     | 11   | 11     |
| Kat Moore        | ---     | 11   | 11     |
| Sarai Niu        | 1       | 10   | 10     |
| Grace Dabbs      | 3       | 3    | 3      |
| Bevia Robinson   | ---     | 3    | 9      |
| Candace Denis    | ---     | 3    | 3      |
| O'Neil Roberson  | 1       | 2    | 2      |
| Carter Spexarth  | ---     | 2    | 2      |
| Taylor Kelly     | ---     | 1    | 1      |
| Lindsey Williams | ---     | 1    | 1      |
| Macey Petrey     | ---     | 1    | 1      |
| Montana Davidson | ---     | ---  | 2      |

| REACHED BASE     | CURRENT | 2018 | CAREER |
|------------------|---------|------|--------|
| Mia Davidson     | 4       | 17   | 17     |
| Emily Heimberger | ---     | 16   | 16     |
| Sarai Niu        | 4       | 14   | 14     |
| Kat Moore        | ---     | 13   | 13     |
| Carter Spexarth  | ---     | 5    | 5      |
| Grace Dabbs      | 4       | 4    | 4      |
| Bevia Robinson   | ---     | 4    | 12     |
| O'Neil Roberson  | 1       | 3    | 3      |
| Taylor Kelly     | ---     | 3    | 4      |
| Candace Denis    | ---     | 3    | 3      |
| Lindsey Williams | ---     | 2    | 2      |
| Macey Petrey     | ---     | 1    | 1      |
| Montana Davidson | ---     | ---  | 2      |



## 2018 RESULTS

| DATE    | OPPONENT                   | W/L | SCORE | MSU<br>R-H-E | OPPONENT<br>R-H-E | INNINGS | OVERALL<br>RECORD | SEC<br>RECORD | PITCHER OF<br>RECORD | ATT  | TIME |
|---------|----------------------------|-----|-------|--------------|-------------------|---------|-------------------|---------------|----------------------|------|------|
| Feb. 9  | ! MISSISSIPPI VALLEY       | W   | 10-0  | 10-8-0       | 0-0-1             | 5       | 1-0-0             | ---           | Ward (1-0)           | 736  | 1:33 |
| Feb. 9  | ! OMAHA                    | W   | 8-0   | 8-8-0        | 0-1-0             | 5       | 2-0-0             | ---           | Knudsen (1-0)        | 736  | 1:46 |
| Feb. 11 | ! MISSOURI STATE           | W   | 5-0   | 5-11-2       | 0-2-2             | 7       | 3-0-0             | ---           | Ward (2-0)           | 414  | 1:53 |
| Feb. 11 | ! MISSISSIPPI VALLEY       | W   | 8-0   | 8-12-0       | 0-1-1             | 6       | 4-0-0             | ---           | Williams (1-0)       | 414  | 1:51 |
| Feb. 15 | UT MARTIN                  | W   | 3-0   | 3-7-1        | 0-1-1             | 7       | 5-0-0             | ---           | Knudsen (2-0)        | 303  | 1:15 |
| Feb. 16 | # DRAKE                    | W   | 6-1   | 6-9-1        | 1-3-1             | 7       | 6-0-0             | ---           | Williams (2-0)       | 634  | 1:54 |
| Feb. 16 | # DRAKE                    | L   | 0-1   | 0-4-3        | 1-7-1             | (8)     | 6-1-0             | ---           | Ward (2-1)           | 634  | 2:11 |
| Feb. 17 | # SOUTH ALABAMA            | W   | 6-3   | 6-9-2        | 3-5-2             | 7       | 7-1-0             | ---           | Ward (3-1)           | 462  | 2:18 |
| Feb. 18 | # DRAKE                    | W   | 1-0   | 1-5-2        | 0-4-2             | 7       | 8-1-0             | ---           | Knudsen (3-0)        | 486  | 1:57 |
| Feb. 20 | SOUTHEASTERN LA            | W   | 3-2   | 3-11-1       | 2-6-2             | (8)     | 9-1-0             | ---           | Ward (4-1)           | 461  | 2:10 |
| Feb. 22 | \$ vs. #17 Arizona State   | L   | 1-3   | 1-1-3        | 3-5-1             | 7       | 9-2-0             | ---           | Ward (4-2)           | 220  | 1:39 |
| Feb. 22 | \$ vs. Nebraska            | W   | 9-0   | 9-14-1       | 0-4-0             | 5       | 10-2-0            | ---           | Knudsen (4-0)        | 220  | 1:20 |
| Feb. 23 | \$ vs. #16 Oklahoma State  | W   | 9-4   | 9-15-3       | 4-7-5             | 7       | 11-2-0            | ---           | Ward (5-2)           | 176  | 2:15 |
| Feb. 24 | \$ vs. San Jose State      | W   | 6-4   | 6-10-2       | 4-10-0            | 7       | 12-2-0            | ---           | Ward (6-2)           | 274  | 2:03 |
| Feb. 24 | \$ vs. Cal State Fullerton | L   | 1-4   | 1-3-5        | 4-1-0             | 7       | 12-3-0            | ---           | Knudsen (4-1)        | 215  | 1:43 |
| Mar. 2  | % LAMAR                    | W   | 6-3   | 6-7-0        | 3-6-1             | 7       | 13-3-0            | ---           | Denis (1-0)          | 536  | 1:53 |
| Mar. 3  | % MERCER                   | W   | 7-1   | 7-7-1        | 1-5-3             | 7       | 14-3-0            | ---           | Williams (3-0)       | 536  | 2:34 |
| Mar. 3  | % SAM HOUSTON STATE        | W   | 9-0   | 9-11-1       | 0-1-0             | 5       | 15-3-0            | ---           | Knudsen (5-1)        | 536  | 1:20 |
| Mar. 4  | % SAM HOUSTON STATE        | W   | 5-0   | 5-6-0        | 0-2-2             | 7       | 16-3-0            | ---           | Ward (7-2)           | 536  | 1:26 |
| Mar. 7  | BOSTON COLLEGE             | W   | 4-3   | 4-5-0        | 3-7-0             | 7       | 17-3-0            | ---           | Knudsen (6-1)        | 223  | 1:46 |
| Mar. 9  | ILLINOIS                   | W   | 9-5   | 9-12-3       | 5-10-0            | 7       | 18-3-0            | ---           | Ward (8-2)           | 384  | 2:03 |
| Mar. 9  | ILLINOIS                   | W   | 12-1  | 12-10-0      | 1-5-2             | 5       | 19-3-0            | ---           | Knudsen (7-1)        | 384  | 1:22 |
| Mar. 10 | UMASS LOWELL               | W   | 9-1   | 9-10-1       | 1-6-0             | 6       | 20-3-0            | ---           | Williams (4-0)       | 467  | 1:59 |
| Mar. 11 | UMASS LOWELL               | W   | 11-0  | 11-14-0      | 0-2-0             | 5       | 21-3-0            | ---           | Denis (2-0)          | 467  | 1:24 |
| Mar. 13 | at Samford                 | W   | 11-1  | 11-14-0      | 1-4-0             | 5       | 22-3-0            | ---           | Denis (3-0)          | 305  | 1:32 |
| Mar. 14 | at Memphis                 | W   | 7-1   | 7-8-1        | 1-5-2             | 7       | 23-3-0            | ---           | Knudsen (8-1)        | 367  | 2:07 |
| Mar. 16 | * at Missouri              | W   | 4-0   | 4-7-0        | 0-5-3             | 7       | 24-3-0            | 1-0-0         | Ward (9-2)           | 348  | 2:20 |
| Mar. 17 | * at Missouri              | L   | 3-7   | 3-10-0       | 7-12-1            | 7       | 24-4-0            | 1-1-0         | Knudsen (8-2)        | 426  | 2:15 |
| Mar. 18 | * at Missouri              | W   | 6-3   | 6-10-1       | 3-4-2             | 7       | 25-4-0            | 2-1-0         | Ward (10-2)          | 503  | 2:17 |
| Mar. 21 | CENTRAL ARKANSAS           | W   | 7-0   | 7-8-1        | 0-1-1             | 7       | 26-4-0            | ---           | Knudsen (9-2)        | 268  | 1:48 |
| Mar. 23 | * #7 GEORGIA               | L   | 2-4   | 2-5-0        | 4-7-1             | 7       | 26-5-0            | 2-2-0         | Denis (3-1)          | 419  | 2:09 |
| Mar. 24 | * #7 GEORGIA               | W   | 5-4   | 5-6-2        | 4-10-2            | 7       | 27-5-0            | 3-2-0         | Knudsen (10-2)       | 623  | 2:07 |
| Mar. 25 | * #7 GEORGIA               | L   | 2-3   | 2-5-1        | 3-5-0             | 7       | 27-6-0            | 3-3-0         | Knudsen (10-3)       | 537  | 2:15 |
| Mar. 27 | at Alabama State           | W   | 11-0  | 11-8-2       | 0-2-1             | 7       | 28-6-0            | ---           | Denis (4-1)          | 176  | 2:00 |
| Mar. 30 | * at #23 Arkansas          | L   | 2-3   | 2-3-1        | 3-9-0             | 7       | 28-7-0            | 3-4-0         | Ward (10-3)          | 834  | 2:01 |
| Mar. 31 | * at #23 Arkansas          | L   | 0-6   | 0-3-1        | 6-7-1             | 7       | 28-8-0            | 3-5-0         | Denis (4-2)          | 988  | 1:47 |
| Apr. 1  | * at #23 Arkansas          | L   | 2-8   | 2-7-0        | 8-9-3             | 7       | 28-9-0            | 3-6-0         | Ward (10-4)          | 225  | 2:28 |
| Apr. 7  | * #10 TEXAS A&M            | L   | 1-3   | 1-6-1        | 3-6-1             | 7       | 28-10-0           | 3-7-0         | Knudsen (10-4)       | 573  | 2:00 |
| Apr. 7  | * #10 TEXAS A&M            | W   | 4-3   | 4-5-1        | 3-8-1             | (10)    | 29-10-0           | 4-7-0         | Knudsen (11-4)       | 573  | 3:30 |
| Apr. 8  | * #10 TEXAS A&M            | L   | 1-4   | 1-5-2        | 4-5-0             | (8)     | 29-11-0           | 4-8-0         | Knudsen (11-5)       | 414  | 2:33 |
| Apr. 10 | ALCORN STATE               | W   | 11-0  | 11-11-0      | 0-3-2             | 5       | 30-11-0           | ---           | Ward (11-4)          | 327  | 1:26 |
| Apr. 15 | * at Ole Miss              | W   | 5-0   | 5-12-3       | 0-2-0             | 7       | 31-11-0           | 5-8-0         | Knudsen (12-5)       | 402  | 2:19 |
| Apr. 15 | * at Ole Miss              | W   | 6-0   | 6-7-0        | 0-7-2             | 7       | 32-11-0           | 6-8-0         | Ward (12-4)          | 402  | 2:05 |
| Apr. 16 | * at Ole Miss              | L   | 6-7   | 6-9-2        | 7-8-0             | 7       | 32-12-0           | 6-9-0         | Ward (12-5)          | 431  | 2:31 |
| Apr. 17 | MEMPHIS                    | W   | 3-1   | 3-5-1        | 1-8-2             | 7       | 33-12-0           | ---           | Williams (5-0)       | 316  | 2:03 |
| Apr. 20 | * #5 FLORIDA               | L   | 3-8   | 3-2-2        | 8-10-1            | 7       | 33-13-0           | 6-10-0        | Denis (4-3)          | 903  | 2:21 |
| Apr. 21 | * #5 FLORIDA               | L   | 2-6   | 2-8-1        | 6-8-2             | 7       | 33-14-0           | 6-11-0        | Knudsen (12-6)       | 1562 | 2:13 |
| Apr. 21 | * #5 FLORIDA               | L   | 0-3   | 0-3-3        | 3-2-1             | 7       | 33-15-0           | 6-12-0        | Ward (12-6)          | 675  | 3:48 |
| Apr. 25 | at Troy                    | W   | 7-0   | 7-8-0        | 0-1-2             | 7       | 34-15-0           | ---           | Ward (13-6)          | 1087 | 1:51 |
| Apr. 27 | * at #13 South Carolina    | L   | 2-5   | 2-8-1        | 5-9-0             | 7       | 34-16-0           | 6-13-0        | Knudsen (12-7)       | 1382 | 2:16 |
| Apr. 28 | * at #13 South Carolina    | L   | 1-8   | 1-4-0        | 8-8-1             | 7       | 34-17-0           | 6-14-0        | Knudsen (12-8)       | 1513 | 2:02 |
| Apr. 29 | * at #13 South Carolina    | L   | 4-5   | 4-6-5        | 5-6-0             | 7       | 34-18-0           | 6-15-0        | Ward (13-7)          | 1573 | 2:08 |
| May 4   | * #7 TENNESSEE             | L   | 4-7   | 4-9-1        | 7-8-0             | 7       | 34-19-0           | 6-16-0        | Williams (5-1)       | 743  | 2:57 |
| May 5   | * #7 TENNESSEE             | W   | 10-3  | 10-7-2       | 3-4-0             | 7       | 35-19-0           | 7-16-0        | Ward (14-7)          | 586  | 2:20 |
| May 6   | * #7 TENNESSEE             | L   | 3-6   | 3-6-2        | 6-9-1             | 7       | 35-20-0           | 7-17-0        | Knudsen (12-9)       | 1052 | 2:30 |
| May 9   | ^ #13 Texas A&M            | W   | 2-0   | 2-3-1        | 0-3-2             | 7       | 36-20-0           | ---           | Ward (15-7)          | ---  | 2:02 |
| May 10  | ^ #2 South Carolina        | L   | 1-3   | 1-4-1        | 3-4-1             | 7       | 36-21-0           | ---           | Ward (15-8)          | ---  | 2:00 |
| May 18  | @ vs. North Dakota State   | L   | 4-5   | 4-9-2        | 5-9-1             | 7       | 36-22-0           | ---           | Ward (15-9)          | 972  | 2:28 |
| May 19  | @ vs. Saint Francis        | W   | 11-5  | 11-17-2      | 5-5-0             | 7       | 37-22-0           | ---           | Knudsen (13-9)       | 227  | 2:34 |
| May 19  | @ vs. North Dakota State   | W   | 12-0  | 12-13-0      | 0-2-2             | 5       | 38-22-0           | ---           | Ward (16-9)          | 269  | 1:36 |
| May 20  | @ at #10 Arizona           | L   | 3-4   | 3-3-0        | 4-10-1            | 7       | 38-23-0           | ---           | Ward (16-10)         | 1993 | 1:57 |

## HOME GAMES IN BOLD // CAPS

\* - Southeastern Conference game

! - Bulldog Kickoff Classic (Starkville, Miss.)

# - February Freezer (Starkville, Miss.)

\$ - Mary Nutter Collegiate Classic (Palm Springs, Calif.)

% - Bulldog Slamboree (Starkville, Miss.)

^ - SEC Tournament (Columbia, Mo.)

@ - NCAA Regionals (Tucson, Ariz.)

() - extra inning game

| Player           | AVG   | GP-GS | AB  | R  | H  | 2B | 3B | HR | RBI | TB  | SLG%  | BB | HBP | SO | GDPOB% | SF    | SH | SB-ATT | PO    | A   | E   | FLD% |       |
|------------------|-------|-------|-----|----|----|----|----|----|-----|-----|-------|----|-----|----|--------|-------|----|--------|-------|-----|-----|------|-------|
| Grace Dabbs      | .800  | 34-0  | 5   | 11 | 4  | 1  | 1  | 1  | 5   | 10  | 2.000 | 1  | 0   | 1  | 0      | .833  | 0  | 0      | 1-1   | 2   | 0   | 0    | 1.000 |
| SEC              | .000  | 15-0  | 0   | 4  | 0  | 0  | 0  | 0  | 0   | 0   | .000  | 0  | 0   | 0  | 0      | .000  | 0  | 0      | 0-0   | 0   | 0   | 0    | .000  |
| Mia Davidson     | .370  | 61-61 | 189 | 50 | 70 | 13 | 2  | 19 | 48  | 144 | .762  | 19 | 11  | 26 | 0      | .452  | 2  | 0      | 2-3   | 357 | 40  | 16   | .961  |
| SEC              | .289  | 24-24 | 76  | 10 | 22 | 4  | 0  | 7  | 16  | 47  | .618  | 7  | 5   | 10 | 0      | .382  | 1  | 0      | 0-0   | 126 | 17  | 6    | .960  |
| Kat Moore        | .344  | 56-56 | 183 | 35 | 63 | 10 | 3  | 4  | 18  | 91  | .497  | 8  | 2   | 14 | 1      | .376  | 1  | 3      | 6-6   | 46  | 1   | 4    | .922  |
| SEC              | .329  | 24-24 | 79  | 11 | 26 | 3  | 2  | 3  | 5   | 42  | .532  | 5  | 0   | 7  | 1      | .369  | 0  | 1      | 1-1   | 30  | 0   | 1    | .968  |
| Emily Heimberger | .332  | 61-61 | 187 | 40 | 62 | 10 | 4  | 0  | 23  | 80  | .428  | 11 | 4   | 15 | 0      | .379  | 1  | 1      | 17-19 | 70  | 27  | 4    | .960  |
| SEC              | .269  | 24-24 | 78  | 9  | 21 | 2  | 0  | 0  | 6   | 23  | .295  | 6  | 1   | 8  | 0      | .326  | 1  | 1      | 2-4   | 34  | 16  | 3    | .943  |
| Sarai Niu        | .298  | 60-60 | 171 | 28 | 51 | 11 | 1  | 6  | 39  | 82  | .480  | 17 | 10  | 25 | 1      | .392  | 1  | 0      | 1-1   | 386 | 16  | 6    | .985  |
| SEC              | .250  | 24-24 | 76  | 7  | 19 | 3  | 1  | 2  | 9   | 30  | .395  | 7  | 2   | 12 | 1      | .326  | 1  | 0      | 0-0   | 189 | 10  | 3    | .985  |
| Carmen Carter    | .281  | 56-44 | 114 | 27 | 32 | 10 | 2  | 3  | 21  | 55  | .482  | 11 | 7   | 24 | 0      | .376  | 1  | 0      | 3-4   | 30  | 0   | 2    | .938  |
| SEC              | .135  | 22-19 | 52  | 7  | 7  | 1  | 1  | 0  | 3   | 10  | .192  | 3  | 2   | 15 | 0      | .211  | 0  | 0      | 0-0   | 17  | 0   | 2    | .895  |
| Reggie Harrison  | .278  | 61-61 | 169 | 38 | 47 | 10 | 1  | 8  | 44  | 83  | .491  | 26 | 13  | 16 | 1      | .410  | 2  | 0      | 3-4   | 76  | 103 | 13   | .932  |
| SEC              | .246  | 24-24 | 69  | 9  | 17 | 1  | 0  | 3  | 13  | 27  | .391  | 9  | 7   | 9  | 1      | .384  | 1  | 0      | 0-0   | 30  | 51  | 4    | .953  |
| Morgan Bell      | .275  | 56-54 | 149 | 18 | 41 | 9  | 1  | 10 | 42  | 82  | .550  | 14 | 5   | 30 | 2      | .351  | 3  | 0      | 0-0   | 5   | 1   | 0    | 1.000 |
| SEC              | .211  | 24-24 | 71  | 5  | 15 | 2  | 0  | 5  | 10  | 32  | .451  | 5  | 4   | 14 | 1      | .296  | 1  | 0      | 0-0   | 0   | 0   | 0    | .000  |
| Bevia Robinson   | .275  | 57-57 | 149 | 26 | 41 | 1  | 4  | 1  | 12  | 53  | .356  | 6  | 0   | 12 | 1      | .301  | 1  | 2      | 12-13 | 51  | 88  | 8    | .946  |
| SEC              | .186  | 21-21 | 59  | 7  | 11 | 0  | 1  | 0  | 0   | 13  | .220  | 2  | 0   | 8  | 0      | .213  | 0  | 0      | 2-2   | 21  | 30  | 5    | .911  |
| Maddie Dorsett   | .250  | 41-3  | 12  | 11 | 3  | 0  | 0  | 0  | 2   | 3   | .250  | 0  | 0   | 1  | 0      | .250  | 0  | 0      | 2-2   | 11  | 0   | 0    | 1.000 |
| SEC              | .000  | 17-0  | 0   | 4  | 0  | 0  | 0  | 0  | 0   | 0   | .000  | 0  | 0   | 0  | 0      | .000  | 0  | 0      | 0-0   | 1   | 0   | 0    | 1.000 |
| Calyn Adams      | .197  | 57-57 | 137 | 15 | 27 | 10 | 0  | 1  | 18  | 40  | .292  | 17 | 6   | 12 | 1      | .307  | 3  | 4      | 0-0   | 143 | 98  | 12   | .953  |
| SEC              | .150  | 22-22 | 60  | 2  | 9  | 5  | 0  | 0  | 4   | 14  | .233  | 7  | 0   | 7  | 1      | .239  | 0  | 2      | 0-0   | 40  | 45  | 6    | .934  |
| Lexi Malone      | 1.000 | 1-0   | 1   | 0  | 1  | 0  | 0  | 0  | 0   | 1   | 1.000 | 0  | 0   | 0  | 0      | 1.000 | 0  | 0      | 0-0   | 0   | 0   | 0    | .000  |
| SEC              | .000  | 0-0   |     |    |    |    |    |    |     |     |       |    |     |    |        |       |    |        |       |     |     |      |       |

| Player          | ERA  | W-L   | APP | GS | CG | SHO/CBO | SV | IP    | H   | R   | ER  | BB  | SO  | 2B | 3B | HR | B/AVG | WP | HBP | BK | SFA | SHA |
|-----------------|------|-------|-----|----|----|---------|----|-------|-----|-----|-----|-----|-----|----|----|----|-------|----|-----|----|-----|-----|
| Holly Ward      | 1.43 | 16-10 | 39  | 23 | 15 | 9/2     | 4  | 186.0 | 144 | 57  | 38  | 55  | 173 | 17 | 1  | 3  | .204  | 10 | 12  | 0  | 5   | 3   |
| SEC             | 2.00 | 4-5   | 15  | 10 | 5  | 2/0     | 0  | 77.0  | 68  | 32  | 11  | 36  | 67  | 12 | 0  | 1  | .227  | 6  | 7   | 0  | 3   | 2   |
| Cassady Knudsen | 2.77 | 13-9  | 28  | 19 | 9  | 5/2     | 0  | 108.2 | 87  | 54  | 43  | 52  | 136 | 16 | 2  | 7  | .210  | 1  | 12  | 0  | 2   | 4   |
| SEC             | 5.17 | 3-8   | 14  | 8  | 3  | 1/0     | 0  | 43.1  | 53  | 39  | 32  | 34  | 33  | 11 | 1  | 6  | .294  | 1  | 7   | 0  | 2   | 2   |
| Emily Mitchell  | 0.00 | 0-0   | 1   | 0  | 0  | 0/1     | 0  | 1.0   | 0   | 0   | 0   | 0   | 0   | 0  | 0  | 0  | .000  | 0  | 0   | 0  | 0   | 0   |
| SEC             | 0.00 | 0-0   | 0   | 0  | 0  | 0/0     | 0  | 0.0   | 0   | 0   | 0   | 0   | 0   | 0  | 0  | 0  | .000  | 0  | 0   | 0  | 0   | 0   |
| Emily Williams  | 1.74 | 5-1   | 18  | 15 | 2  | 0/2     | 0  | 52.1  | 44  | 21  | 13  | 43  | 61  | 7  | 1  | 1  | .221  | 6  | 3   | 0  | 0   | 3   |
| SEC             | 3.97 | 0-1   | 8   | 5  | 0  | 0/0     | 0  | 12.1  | 10  | 9   | 7   | 17  | 5   | 3  | 1  | 1  | .208  | 1  | 0   | 0  | 0   | 0   |
| Candace Denis   | 3.11 | 4-3   | 17  | 4  | 3  | 1/2     | 1  | 56.1  | 51  | 30  | 25  | 20  | 46  | 10 | 2  | 6  | .238  | 6  | 0   | 0  | 2   | 3   |
| SEC             | 4.64 | 0-3   | 8   | 1  | 1  | 0/0     | 0  | 31.2  | 37  | 26  | 21  | 14  | 22  | 7  | 2  | 5  | .289  | 5  | 0   | 0  | 2   | 2   |
| MSU             | 2.06 | 38-23 | 61  | 61 | 29 | 19/4    | 5  | 404.1 | 326 | 162 | 119 | 170 | 416 | 50 | 6  | 17 | .212  | 23 | 27  | 0  | 9   | 13  |
| SEC games       | 3.49 | 7-17  | 24  | 24 | 9  | 3/0     | 0  | 164.1 | 168 | 106 | 82  | 101 | 127 | 33 | 4  | 13 | .256  | 13 | 14  | 0  | 7   | 6   |
| Opponents       | 4.88 | 23-38 | 61  | 61 | 24 | 3/1     | 2  | 390.1 | 473 | 316 | 272 | 143 | 199 | 88 | 19 | 55 | .292  | 42 | 59  | 0  | 15  | 10  |
| SEC games       | 2.60 | 17-7  | 24  | 24 | 12 | 2/0     | 1  | 169.2 | 153 | 78  | 63  | 56  | 99  | 21 | 5  | 21 | .233  | 15 | 22  | 0  | 5   | 4   |

## 2019 @HAILSTATESB GAME NOTES





## MISSISSIPPI STATE HITTING BY OPPONENT

| OPPONENT                 | G | W-L-S | AVG. | R | H | 2B | 3B | HR | BB | SO | SB-ATT | SLG | OBP |
|--------------------------|---|-------|------|---|---|----|----|----|----|----|--------|-----|-----|
| Middle Tennessee         |   |       |      |   |   |    |    |    |    |    |        |     |     |
| Stephen F. Austin        |   |       |      |   |   |    |    |    |    |    |        |     |     |
| Valparaiso               |   |       |      |   |   |    |    |    |    |    |        |     |     |
| Southern Illinois        |   |       |      |   |   |    |    |    |    |    |        |     |     |
| Washington               |   |       |      |   |   |    |    |    |    |    |        |     |     |
| Sacramento State         |   |       |      |   |   |    |    |    |    |    |        |     |     |
| UCF                      |   |       |      |   |   |    |    |    |    |    |        |     |     |
| Alabama State            |   |       |      |   |   |    |    |    |    |    |        |     |     |
| Georgia Tech             |   |       |      |   |   |    |    |    |    |    |        |     |     |
| Alcorn State             |   |       |      |   |   |    |    |    |    |    |        |     |     |
| Southeastern Louisiana   |   |       |      |   |   |    |    |    |    |    |        |     |     |
| Memphis                  |   |       |      |   |   |    |    |    |    |    |        |     |     |
| Ohio                     |   |       |      |   |   |    |    |    |    |    |        |     |     |
| Duke                     |   |       |      |   |   |    |    |    |    |    |        |     |     |
| Kansas                   |   |       |      |   |   |    |    |    |    |    |        |     |     |
| UT Martin                |   |       |      |   |   |    |    |    |    |    |        |     |     |
| Mississippi Valley State |   |       |      |   |   |    |    |    |    |    |        |     |     |
| Louisiana Tech           |   |       |      |   |   |    |    |    |    |    |        |     |     |
| Kentucky                 |   |       |      |   |   |    |    |    |    |    |        |     |     |
| Auburn                   |   |       |      |   |   |    |    |    |    |    |        |     |     |
| Central Arkansas         |   |       |      |   |   |    |    |    |    |    |        |     |     |
| Alabama                  |   |       |      |   |   |    |    |    |    |    |        |     |     |
| Jacksonville State       |   |       |      |   |   |    |    |    |    |    |        |     |     |
| LSU                      |   |       |      |   |   |    |    |    |    |    |        |     |     |
| Tennessee                |   |       |      |   |   |    |    |    |    |    |        |     |     |
| UAB                      |   |       |      |   |   |    |    |    |    |    |        |     |     |
| Ole Miss                 |   |       |      |   |   |    |    |    |    |    |        |     |     |
| Missouri                 |   |       |      |   |   |    |    |    |    |    |        |     |     |
| Florida                  |   |       |      |   |   |    |    |    |    |    |        |     |     |

## MISSISSIPPI STATE HITTING BY MONTH

| OPPONENT | G | W-L-S | AVG. | R | H | 2B | 3B | HR | BB | SO | SB-ATT | SLG | OBP |
|----------|---|-------|------|---|---|----|----|----|----|----|--------|-----|-----|
| February |   |       |      |   |   |    |    |    |    |    |        |     |     |
| March    |   |       |      |   |   |    |    |    |    |    |        |     |     |
| April    |   |       |      |   |   |    |    |    |    |    |        |     |     |
| May      |   |       |      |   |   |    |    |    |    |    |        |     |     |
| June     |   |       |      |   |   |    |    |    |    |    |        |     |     |

## MISSISSIPPI STATE HITTING BY SITE

| OPPONENT | G | W-L-S | AVG. | R | H | 2B | 3B | HR | BB | SO | SB-ATT | SLG | OBP |
|----------|---|-------|------|---|---|----|----|----|----|----|--------|-----|-----|
| Home     |   |       |      |   |   |    |    |    |    |    |        |     |     |
| Away     |   |       |      |   |   |    |    |    |    |    |        |     |     |
| Neutral  |   |       |      |   |   |    |    |    |    |    |        |     |     |



## MISSISSIPPI STATE PITCHING BY OPPONENT

| OPPONENT                 | G/CG | W-L-S | ERA | IP | H | R | ER | 2B | 3B | HR | K | BB | BBA |
|--------------------------|------|-------|-----|----|---|---|----|----|----|----|---|----|-----|
| Middle Tennessee         |      |       |     |    |   |   |    |    |    |    |   |    |     |
| Stephen F. Austin        |      |       |     |    |   |   |    |    |    |    |   |    |     |
| Valparaiso               |      |       |     |    |   |   |    |    |    |    |   |    |     |
| Southern Illinois        |      |       |     |    |   |   |    |    |    |    |   |    |     |
| Washington               |      |       |     |    |   |   |    |    |    |    |   |    |     |
| Sacramento State         |      |       |     |    |   |   |    |    |    |    |   |    |     |
| UCF                      |      |       |     |    |   |   |    |    |    |    |   |    |     |
| Alabama State            |      |       |     |    |   |   |    |    |    |    |   |    |     |
| Georgia Tech             |      |       |     |    |   |   |    |    |    |    |   |    |     |
| Alcorn State             |      |       |     |    |   |   |    |    |    |    |   |    |     |
| Southeastern Louisiana   |      |       |     |    |   |   |    |    |    |    |   |    |     |
| Memphis                  |      |       |     |    |   |   |    |    |    |    |   |    |     |
| Ohio                     |      |       |     |    |   |   |    |    |    |    |   |    |     |
| Duke                     |      |       |     |    |   |   |    |    |    |    |   |    |     |
| Kansas                   |      |       |     |    |   |   |    |    |    |    |   |    |     |
| UT Martin                |      |       |     |    |   |   |    |    |    |    |   |    |     |
| Mississippi Valley State |      |       |     |    |   |   |    |    |    |    |   |    |     |
| Louisiana Tech           |      |       |     |    |   |   |    |    |    |    |   |    |     |
| Kentucky                 |      |       |     |    |   |   |    |    |    |    |   |    |     |
| Auburn                   |      |       |     |    |   |   |    |    |    |    |   |    |     |
| Central Arkansas         |      |       |     |    |   |   |    |    |    |    |   |    |     |
| Alabama                  |      |       |     |    |   |   |    |    |    |    |   |    |     |
| Jacksonville State       |      |       |     |    |   |   |    |    |    |    |   |    |     |
| LSU                      |      |       |     |    |   |   |    |    |    |    |   |    |     |
| Tennessee                |      |       |     |    |   |   |    |    |    |    |   |    |     |
| UAB                      |      |       |     |    |   |   |    |    |    |    |   |    |     |
| Ole Miss                 |      |       |     |    |   |   |    |    |    |    |   |    |     |
| Missouri                 |      |       |     |    |   |   |    |    |    |    |   |    |     |
| Florida                  |      |       |     |    |   |   |    |    |    |    |   |    |     |

## MISSISSIPPI STATE PITCHING BY MONTH

| MONTH    | G/CG | W-L-S | ERA | IP | H | R | ER | 2B | 3B | HR | K | BB | BBA |
|----------|------|-------|-----|----|---|---|----|----|----|----|---|----|-----|
| February |      |       |     |    |   |   |    |    |    |    |   |    |     |
| March    |      |       |     |    |   |   |    |    |    |    |   |    |     |
| April    |      |       |     |    |   |   |    |    |    |    |   |    |     |
| May      |      |       |     |    |   |   |    |    |    |    |   |    |     |
| June     |      |       |     |    |   |   |    |    |    |    |   |    |     |

## MISSISSIPPI STATE PITCHING BY SITE

| SITE    | G/CG | W-L-S | ERA | IP | H | R | ER | 2B | 3B | HR | K | BB | BBA |
|---------|------|-------|-----|----|---|---|----|----|----|----|---|----|-----|
| Home    |      |       |     |    |   |   |    |    |    |    |   |    |     |
| Away    |      |       |     |    |   |   |    |    |    |    |   |    |     |
| Neutral |      |       |     |    |   |   |    |    |    |    |   |    |     |



## VS. OPPONENTS UNDER STUEDEMAN (BY STATE)

**ALABAMA (33-34):**

ALABAMA (4-14)  
ALABAMA A&M (1-0)  
ALABAMA STATE (2-0)  
AUBURN (4-11)  
JACKSONVILLE STATE (4-0)  
SAMFORD (9-0)  
SOUTH ALABAMA (3-5)  
TROY (3-0)  
UAB (3-4)

**ARKANSAS (15-7):**

ARKANSAS (10-6)  
CENTRAL ARKANSAS (5-1)

**ARIZONA (0-2):**

ARIZONA (0-1)  
ARIZONA STATE (0-1)

**CALIFORNIA (3-4):**

CAL STATE FULLERTON (0-4)  
FRESNO STATE (1-0)  
LONG BEACH STATE (0-1)  
SAN JOSE STATE (1-0)  
UC SANTA BARBARA (1-0)

**FLORIDA (7-14):**

FLORIDA (2-12)  
FLORIDA ATLANTIC (2-0)  
FLORIDA GULF COAST (1-0)  
FLORIDA STATE (0-1)  
NORTH FLORIDA (2-0)  
SOUTH FLORIDA (0-1)

**GEORGIA (15-11):**

GEORGIA (6-9)  
GEORGIA SOUTHERN (3-0)  
GEORGIA STATE (3-1)  
GEORGIA TECH (1-0)  
KENNESAW STATE (1-1)  
MERCER (1-0)

**ILLINOIS (10-3):**

DEPAUL (0-1)  
EASTERN ILLINOIS (2-0)  
ILLINOIS (3-1)  
SIU-EDWARDSVILLE (3-1)  
SOUTHERN ILLINOIS (2-0)

**INDIANA (1-0):**

NOTRE DAME (1-0)

**IOWA (4-1):**

DRAKE (1-1)  
IOWA (3-0)

**KANSAS (1-0):**

WICHITA STATE (1-0)

**KENTUCKY (12-11):**

KENTUCKY (6-10)  
MURRAY STATE (2-0)  
NORTHERN KENTUCKY (2-0)  
WESTERN KENTUCKY (2-1)

**LOUISIANA (16-17):**

LOUISIANA (0-1)  
LOUISIANA LAFAYETTE (0-1)  
LSU (4-12)  
LA TECH (3-0)  
MCNEESE STATE (1-1)  
NICHOLS STATE (1-0)  
NORTHWESTERN STATE (0-2)  
SOUTHEASTERN LOUISIANA (7-0)

**MARYLAND (3-0):**

MARYLAND (3-0)

**MASSACHUSETTS (4-0):**

BOSTON COLLEGE (1-0)  
UMASS (1-0)  
UMASS LOWELL (2-0)

**MICHIGAN (0-1):**

MICHIGAN (0-1)

**MINNESOTA (0-1):**

MINNESOTA (0-1)

**MISSISSIPPI (35-7):**

ALCORN STATE (3-0)  
JACKSON STATE (5-0)  
MISSISSIPPI (10-7)  
MISSISSIPPI VALLEY STATE (11-0)  
SOUTHERN MISS (6-0)

**MISSOURI (8-9):**

MISSOURI (4-9)  
MISSOURI STATE (1-0)  
SAINT LOUIS (2-0)  
SOUTH EAST MISSOURI (1-0)

**NEBRASKA (2-0):**

OMAHA (1-0)  
NEBRASKA (1-0)

**NEW YORK (7-1):**

COLUMBIA (1-0)  
HOFSTRA (1-0)  
LIU-BROOKLYN (3-0)  
FORDHAM (1-1)  
SYRACUSE (1-0)

**NORTH DAKOTA (1-1):**

NORTH DAKOTA STATE (1-1)

**OHIO (2-0):**

MIAMI (1-0)  
OHIO (1-0)

**OREGON (0-1):**

PORTLAND STATE (0-1)

**OKLAHOMA (1-1):**

OKLAHOMA (0-1)  
OKLAHOMA STATE (1-0)

**PENNSYLVANIA (5-0):**

ST. FRANCIS (1-0)  
PENN STATE (4-0)

**SOUTH CAROLINA (8-10):**

CHARLESTON SOUTHERN (1-0)  
COLLEGE OF CHARLESTON (2-0)  
SOUTH CAROLINA (5-10)

**TENNESSEE (23-12):**

AUSTIN PEAY (1-0)  
CHATTANOOGA (1-0)  
LIPSCOMB (3-0)  
MEMPHIS (8-0)  
MIDDLE TENNESSEE (2-0)  
TENNESSEE (3-12)  
TENNESSEE TECH (3-0)  
UT MARTIN (2-0)

**TEXAS (19-14):**

BAYLOR (0-4)  
HOUSTON (2-1)  
INCARNATE WORD (1-0)  
LAMAR (2-0)  
SAM HOUSTON STATE (2-0)  
STEPHEN F. AUSTIN (2-0)  
TEXAS (0-2)  
TEXAS A&M (6-7)  
TEXAS SOUTHERN (1-0)  
TEXAS STATE (1-0)  
TEXAS TECH (1-0)  
UTSA (1-0)

**UTAH (1-2):**

BYU (0-2)  
WEBER STATE (1-0)

**VIRGINIA (1-0):**

LONGWOOD (1-0)

**WEST VIRGINIA (3-0):**

MARSHALL (3-0)

## TOP CROWDS AT NUSZ PARK

| Rank. | Date           | Opponent       | Result                   | Attendance |
|-------|----------------|----------------|--------------------------|------------|
| 1     | April 16, 2016 | LSU            | L, 5-2 (12)              | 1,612      |
| 2     | April 12, 2014 | Alabama        | W, 4-2                   | 1,577      |
| 3     | April 21, 2018 | Florida        | L, 6-2                   | 1,562      |
| 4     | April 12, 2013 | Ole Miss.      | W, 5-1                   | 1,553      |
| 5     | April 25, 1998 | Ole Miss       | W, 11-0 (5 inn.); W, 4-3 | 1,547      |
| 6     | April 19, 1997 | Alabama        | L, 2-5; W, 2-1           | 1,520      |
| 7     | April 2, 2016  | Ole Miss.      | L, 3-4                   | 1,474      |
| 8     | April 8, 2017  | South Carolina | W, 6-4                   | 1,413      |
| 9     | April 18, 2015 | Tennessee      | L, 5-3                   | 1,362      |
| 10    | April 3, 2016  | Ole Miss.      | W, 1-0 (8 inn.)          | 1,292      |
| 11    | April 17, 2016 | LSU            | L, 12-1 (5)              | 1,162      |
| 12    | April 19, 2015 | Tennessee      | L, 16-8 (6 inn.)         | 1,089      |
| 13    | March 18, 2017 | Alabama        | W, 1-0                   | 1,056      |
| 14    | May 6, 2018    | Tennessee      | L, 6-3                   | 1,052      |
| 15    | April 15, 2000 | Kentucky       | W, 6-2; W, 7-3           | 1,017      |

Bold indicates Vann Studeman era

## NUSZ PARK RECORDS

**AT-BATS****Team**

47 - LSU at MSU (March 8, 2013)

**Individual**

7 - Olivia Golden vs. Kentucky (May 7, 2017)

**RUNS****Team**

30 - Louisiana Tech vs. Jackson State (Feb. 6, 2004)

**Individual**

5 - Angela Toures, Bradley (vs. Jackson State, Feb. 6, 2004)

**HITS****Team**

23 - Louisiana Tech vs. Jackson State (Feb. 6, 2004)

**Individual**

5 - Brittany Mynsberge, Bradley (vs. Jackson State, Feb. 6, 2004)

**RBI****Team**

23 - Bradley vs. Jackson State (Feb. 6, 2004)

**Individual**

7 - Brittany Mynsberge, Bradley (vs. Jackson State, Feb. 6, 2004)

**LONGEST REGULATION GAME**

4:32 - Auburn vs. MSU (March 18, 2016)

**DOUBLES****Team**

8 - LSU at MSU (April 4, 1998)

**Individual**

3 - twice, last by Whitney Cloer, Arkansas (vs. MSU, March 17, 2009)

**TRIPLES****Team**

6 - MSU vs. Alabama A&M (Feb. 20, 2004)

**Individual**

2 - seven times, last by Ashley Phillips, MSU (vs. Columbia, March 3, 2012)

**HOME RUNS****Team**

4 - MSU vs. Tennessee (May 6, 2018)

**Individual**

2 - nine times, last by Katie Gentle, MSU (vs. Tennessee, April 20, 2015)

**WALKS****Team**

11 - 4x, last by MSU vs. Kentucky (May 7, 2017)

**Individual**

4 - Katie Cooley, MSU (vs. LSU, March 30, 2005)

**STRIKEOUTS****Team, Batting**

22 - MSU vs. LSU (March 8, 2013)

**Individual, Pitching**

22 - Rachele Fico, LSU (vs. MSU, March 8, 2013)



# THE LAST TIME A TEAM...

## BATTING

### *Had 10+ hits*

**MSU**..... May 19, 2018; vs. Fordham (13)  
**OPP**..... May 20, 2018; Arizona (10)

### *Had 15+ hits*

**MSU**..... March 19, 2018; vs. Saint Francis (17)  
**OPP**..... May 1, 2016; Missouri (15)

### *Scored 5+ runs*

**MSU**..... May 19, 2018; vs. North Dakota State (12)  
**OPP**..... May 19, 2019; Saint Francis (5)

### *Scored 10+ runs*

**MSU**..... May 19, 2018; vs. North Dakota State (12)  
**OPP**..... May 7, 2017; Kentucky (10)

### *Scored 15+ runs*

**MSU**..... April 6, 2015; at Arkansas (16)  
**OPP**..... April 22, 2016; Florida (16)

### *Hit 2 home runs*

**MSU**..... May 20, 2018; vs. Arizona (3)  
**OPP**..... April 28, 2018; South Carolina (2)

### *Hit 3+ home runs*

**MSU**..... May 20, 2018; vs. Arizona (3)  
**OPP**..... April 29, 2016; Missouri (3)

### *Stole 4+ bases*

**MSU**..... March 10, 2018; vs. UMass Lowell (4)  
**OPP**..... May 24 2018; Cal State Fullerton (4)

### *Left 10 runners on base*

**MSU**..... May 18, 2018; vs. North Dakota State (10)  
**OPP**..... May 4, 2018; Tennessee (10)

## PITCHING

### *Threw a no-hitter*

**MSU**..... Feb. 9, 2018; vs. Mississippi Valley State  
**OPP**..... April 22, 2016; Florida

### *Threw a shutout*

**MSU**..... May 19, 2018; vs. North Dakota State  
**OPP**..... April 21, 2018; Florida

### *Recorded 10+ strikeouts*

**MSU**..... April 15, 2018; at Ole Miss (11)  
**OPP**..... March 20, 2018; Florida (10)

### *Recorded 15+ strikeouts*

**MSU**..... Feb. 5, 2015; vs. Miss. Valley St. (15)  
**OPP**..... March 18, 2016; Auburn (15)

## FIELDING

### *Did not commit an error*

**MSU**..... May 20, 2018; vs. Arizona  
**OPP**..... May 19, 2018; Saint Francis

### *Committed 2+ errors*

**MSU**..... May 19, 2018; vs. Saint Francis (2)  
**OPP**..... May 19, 2018; North Dakota State (2)

### *Committed 4+ errors*

**MSU**..... April 29, 2018; at South Carolina (5)  
**OPP**..... Feb. 23, 2018; Oklahoma State (5)

### *Turned a double play*

**MSU**..... May 18, 2018; vs. North Dakota State  
**OPP**..... May 20, 2018; Arizona

### *Turned a triple play*

**MSU**..... May 4, 1997; vs. Auburn  
**OPP**..... May 17, 2013; BYU

### *Threw a runner out at the plate*

**MSU**..... May 6, 2018; vs. Tennessee (1-2)  
**OPP**..... May 19, 2018; Saint Francis (7-2)

## WINS & LOSSES

### *Won in extra innings*

**MSU**..... April 7, 2018; vs. Texas A&M (4-3 in 10 innings)  
**OPP**..... April 8, 2018; Texas A&M (4-1 in 8 innings)

### *Won by 8-run rule*

**MSU**..... May 19, 2018; vs. North Dakota State (12-0 in 5 innings)  
**OPP**..... May 18, 2017; BYU (8-0 in 6 innings)

## IN AN INNING

### *Scored 8+ runs in one inning*

**MSU**..... March 2, 2017; 1st inning vs. Alabama State (8)  
**OPP**..... April 17, 2015; 5th inning, LSU (8)

### *Had 7+ hits in one inning*

**MSU**..... March 20, 2015; 7th inning vs. Ole Miss (7)  
**OPP**..... March 21, 2014; 4th inning, Auburn (7)

### *Hit back-to-back home runs*

**MSU**..... May 20, 2018; 1st inning vs. Arizona  
**OPP**..... May 3, 2015; 2nd inning, South Carolina

### *Had 4+ walks in an inning*

**MSU**..... March 20, 2018; 2nd inning vs. UMass Lowell (2)  
**OPP**..... March 26, 2016; 1st inning, at Tennessee (4)

## MISSISSIPPI STATE COMEBACKS

*Overcame a deficit of 2 or more runs to win*  
 Feb. 24, 2018 vs. San Jose State (3)

*Overcame a deficit of 3 or more runs to win*  
 Feb. 24, 2018 vs. San Jose State (3)

*Overcame a deficit of 4 or more runs to win*  
 March 21, 2015 vs. Ole Miss (5)

*Overcame a deficit of 5 or more runs in a win*  
 March 21, 2015 vs. Ole Miss (5)



## THE LAST TIME AN INDIVIDUAL...

## BATTING

*Had 3+ hits in a game*

**MSU**..... May 19, 2018; Reggie Harrison (3) and Emily Heimberger (3) vs. North Dakota State  
**OPP**..... April 20, 2018; Aleah Craighton (3), Arizona

*Had 4+ hits in a game*

**MSU**..... May 19, 2018; Carmen Carter vs. Saint Francis (4)  
**OPP**..... April 20, 2018; Amanda Lorenz (4), Florida

*Scored 3 runs*

**MSU**..... May 19, 2018; Reggie Harrison (3) vs. North Dakota State  
**OPP**..... April 20, 2018; Amanda Lorenz (3), Florida

*Scored 4+ runs*

**MSU**..... March 7, 2008; Hayle Guess vs. Charleston Southern (4)  
**OPP**..... March 16, 2011; Kelsey Bruder, Florida (4)

*Had 3 RBI...*

**MSU**..... May 19, 2018; Reggie Harrison (4) vs. North Dakota State  
**OPP**..... May 6, 2018; Chelsea Seggern (3), Tennessee

*Had 4 RBI*

**MSU**..... May 19, 2018; Reggie Harrison (4) vs. North Dakota State  
**OPP**..... April 28, 2018; Alyssa VanDerveer (4), South Carolina

*Had 5 RBI...*

**MSU**..... May 19, 2018; Sarai Niu (5) vs. Saint Francis  
**OPP**..... March 31, 2017; Savannah Jaquish (5), LSU

*Had 6+ RBI..*

**MSU**..... April 14, 2017; Caroline Seitz (6) at Georgia  
**OPP**..... March 16, 2011; Kelsey Bruder, Florida (6)

*Hit 2+ doubles*

**MSU**..... May 23, 2018; Calyn Adams (2) vs. Georgia  
**OPP**..... March 17, 2018; Kolby Romaine (2), Missouri

*Hit a triple*

**MSU**..... May 19, 2018; Emily Heimberger (1) and Bevia Robinson (1) vs. Saint Francis  
**OPP**..... April 19, 2018; Taylor Hoover (1), Saint Francis

*Hit 2+ triples*

**MSU**..... April 5, 2018; Kat Moore (2) vs. Tennessee

*Hit 2+ home runs*

**MSU**..... April 14, 2017; Caroline Seitz (2) at Georgia  
**OPP**..... April 22, 2016; Kayli Kvistad (2), Florida

*Hit a walk-off, game-winning home run*

**MSU**..... March 4, 2017; Caroline Seitz vs. Samford  
**OPP**..... April 29, 2017; Carlee Wallace, Auburn

*Hit a grand slam*

**MSU**..... March 14, 2018; Morgan Bell at Memphis  
**OPP**..... April 28, 2018; Alyssa VanDerveer, South Carolina

*Led off first inning with a home run*

**MSU**..... April 26, 2015; Julia Echols at Georgia Southern  
**OPP**..... March 24, 2017; Jaz Crowder, Louisiana Tech

*Stole 3+ bases*

**MSU**..... March 27, 2018; Bevia Robinson (3) at Alabama State  
**OPP**..... May 10, 2012; Jennifer Fenton, Alabama (3)

*Drew 3 walks*

**MSU**..... April 25, 2018; Mia Davidson (3) at Troy  
**OPP**..... May 19, 2018; Tori Vidales (3), Texas A&M

*Drew 4+ walks*

**MSU**..... March 30, 2005; Katie Cooley vs. LSU (4)  
**OPP**..... March 29, 2015; Bailey Castro, Florida (4)

## PITCHING

*Threw a no hitter*

**MSU**..... Feb. 9, 2018; Holly Ward vs. Mississippi Valley State  
**OPP**..... April 22, 2016; Delanie Gourley, Florida

*Threw a shutout*

**MSU**..... May 19, 2018; Holly Ward vs. North Dakota State  
**OPP**..... May 18, 2017; McKenna Bull, BYU

*Recorded 10+ Ks*

**MSU**..... April 15, 2018; Cassady Knudsen (11) at Ole Miss  
**OPP**..... April 20, 2018; Kelly Barnhill (10), Florida

*Recorded 15+ Ks*

**MSU**..... Feb. 5, 2015; Alexis Silkwood vs. Miss. Valley St. (15)  
**OPP**..... March 8, 2013; Rachele Fico (22), LSU

*Gave up 10+ hits*

**MSU**..... May 20, 2018; Holly Ward (10) vs. Arizona  
**OPP**..... May 19, 2018; KK Leddy (13), North Dakota State

*Walked 5+ batters*

**MSU**..... May 19, 2018; Cassady Knudsen (5) vs. Saint Francis  
**OPP**..... May 18, 2018; Jacquelyn Sertic (5), North Dakota State

*Struck out the side in order*

**MSU**..... May 18, 2018; Cassady Knudsen vs. North Dakota State (6th inning)  
**OPP**..... Feb. 22, 2018; G. Juarez; Arizona State (3rd inning)

## FIELDING

*Recorded 10+ putouts*

**MSU**..... May 10, 2018; Sarai Niu (10) vs. South Carolina  
**OPP**..... May 19, 2018; Madison Cabell (11), Saint Francis

*Recorded 15+ putouts*

**MSU**..... Feb. 18, 2018; Mia Davidson (16) vs. Drake  
**OPP**..... March 4, 2017; Kathryn Jackson (15); Samford

*Recorded 5+ assists*

**MSU**..... May 5, 2018; Reggie Harrison (5) vs. Tennessee  
**OPP**..... May 10, 2018; Jana Johns (6), South Carolina

*Committed 2+ errors*

**MSU**..... May 18, 2018; Calyn Adams (2) vs. North Dakota State  
**OPP**..... March 16, 2018; Brooke Wilmes (2), Missouri



## GAME-BY-GAME STARTERS BY BATTING ORDER

| Date     | No. (#) | Record | Opponent            | 1          | 2          | 3        | 4        | 5          | 6          | 7          | 8          | 9          |
|----------|---------|--------|---------------------|------------|------------|----------|----------|------------|------------|------------|------------|------------|
| Feb. 9   | 1       | 1-0    | MVSU                | Moore      | Robinson   | Davidson | Harrison | Niu        | Heimberger | Bell       | Adams      | Carter     |
| Feb. 9   | 1       | 1-0    | Omaha               | Moore      | Robinson   | Davidson | Harrison | Niu        | Heimberger | Bell       | Adams      | Denis      |
| Feb. 11  | 1       | 1-0    | Missouri State      | Moore      | Davidson   | Harrison | Niu      | Bell       | Heimberger | Roberson   | Adams      | Robinson   |
| Feb. 11  | 1       | 1-0    | MVSU                | Moore      | Davidson   | Harrison | Niu      | Bell       | Roberson   | Heimberger | Robinson   | Dorsett    |
| Feb. 15  | 2       | 2-0    | UT Martin           | Moore      | Davidson   | Harrison | Niu      | Bell       | Heimberger | Roberson   | Adams      | Robinson   |
| Feb. 16  | 1       | 1-0    | Murray State        | Moore      | Davidson   | Harrison | Bell     | Heimberger | Roberson   | Carter     | Adams      | Robinson   |
| Feb. 16  | 3       | 2-1    | Drake               | Moore      | Davidson   | Harrison | Niu      | Bell       | Heimberger | Roberson   | Adams      | Robinson   |
| Feb. 17  | 1       | 1-0    | South Alabama       | Heimberger | Davidson   | Harrison | Niu      | Bell       | Moore      | Adams      | Robinson   | Denis      |
| Feb. 18  | 1       | 1-0    | Drake               | Heimberger | Davidson   | Harrison | Moore    | Niu        | Wilcox     | Adams      | Robinson   | Denis      |
| Feb. 20  | 1       | 1-0    | SELA                | Heimberger | Robinson   | Davidson | Harrison | Moore      | Niu        | Bell       | Adams      | Denis      |
| Feb. 22  | 1       | 0-1    | Arizona State       | Robinson   | Davidson   | Harrison | Moore    | Niu        | Bell       | Heimberger | Adams      | Denis      |
| Feb. 22  | 1       | 1-0    | Nebraska            | Moore      | Davidson   | Harrison | Niu      | Roberson   | Heimberger | Carter     | Adams      | Robinson   |
| Feb. 23  | 2       | 2-0    | Oklahoma State      | Moore      | Davidson   | Harrison | Niu      | Roberson   | Heimberger | Carter     | Adams      | Robinson   |
| Feb. 24  | 3       | 3-0    | San Jose State      | Moore      | Davidson   | Harrison | Niu      | Roberson   | Heimberger | Carter     | Adams      | Robinson   |
| Feb. 24  | 1       | 0-1    | Cal State Fullerton | Moore      | Davidson   | Harrison | Niu      | Bell       | Heimberger | Adams      | Denis      | Robinson   |
| March 2  | 1       | 1-0    | Lamar               | Moore      | Davidson   | Harrison | Niu      | Heimberger | Bell       | Carter     | Adams      | Robinson   |
| March 3  | 1       | 1-0    | Mercer              | Moore      | Davidson   | Harrison | Spexarth | Niu        | Heimberger | Bell       | Adams      | Robinson   |
| March 3  | 2       | 2-0    | Sam Houston State   | Moore      | Davidson   | Harrison | Niu      | Heimberger | Bell       | Carter     | Adams      | Robinson   |
| March 4  | 1       | 1-0    | Sam Houston State   | Moore      | Davidson   | Harrison | Niu      | Heimberger | Carter     | Bell       | Adams      | Robinson   |
| March 7  | 2       | 2-0    | Boston College      | Moore      | Davidson   | Harrison | Niu      | Heimberger | Carter     | Bell       | Adams      | Robinson   |
| March 9  | 3       | 3-0    | Illinois            | Moore      | Davidson   | Harrison | Niu      | Heimberger | Carter     | Bell       | Adams      | Robinson   |
| March 9  | 1       | 1-0    | Illinois            | Moore      | Davidson   | Harrison | Niu      | Heimberger | Carter     | Bell       | Robinson   | Dorsett    |
| March 10 | 1       | 1-0    | UMass Lowell        | Heimberger | Davidson   | Harrison | Niu      | Carter     | Bell       | Adams      | Robinson   | Dorsett    |
| March 11 | 1       | 1-0    | UMass Lowell        | Heimberger | Davidson   | Harrison | Niu      | Carter     | Bell       | Wilcox     | Adams      | Robinson   |
| March 13 | 2       | 2-0    | Samford             | Heimberger | Davidson   | Harrison | Niu      | Carter     | Bell       | Wilcox     | Adams      | Robinson   |
| March 14 | 1       | 1-0    | Memphis             | Heimberger | Davidson   | Harrison | Niu      | Carter     | Bell       | Moore      | Adams      | Robinson   |
| March 16 | 2       | 2-0    | Missouri            | Heimberger | Davidson   | Harrison | Niu      | Carter     | Bell       | Moore      | Adams      | Robinson   |
| March 17 | 3       | 2-1    | Missouri            | Heimberger | Davidson   | Harrison | Niu      | Carter     | Bell       | Moore      | Adams      | Robinson   |
| March 18 | 1       | 1-0    | Missouri            | Heimberger | Davidson   | Harrison | Niu      | Bell       | Moore      | Kelly      | Adams      | Robinson   |
| March 21 | 1       | 1-0    | Central Arkansas    | Moore      | Davidson   | Harrison | Niu      | Bell       | Heimberger | Carter     | Adams      | Robinson   |
| March 23 | 2       | 1-1    | Georgia             | Moore      | Davidson   | Harrison | Niu      | Bell       | Heimberger | Carter     | Adams      | Robinson   |
| March 24 | 1       | 1-0    | Georgia             | Moore      | Davidson   | Bell     | Niu      | Harrison   | Heimberger | Carter     | Adams      | Robinson   |
| March 25 | 1       | 0-1    | Georgia             | Moore      | Davidson   | Bell     | Niu      | Harrison   | Adams      | Carter     | Heimberger | Robinson   |
| March 27 | 1       | 1-0    | Alabama State       | Robinson   | Davidson   | Niu      | Adams    | Bell       | Harrison   | Carter     | Denis      | Heimberger |
| March 30 | 1       | 0-1    | Arkansas            | Moore      | Davidson   | Niu      | Bell     | Harrison   | Adams      | Carter     | Heimberger | Robinson   |
| March 31 | 1       | 0-1    | Arkansas            | Moore      | Davidson   | Niu      | Bell     | Harrison   | Adams      | Spexarth   | Heimberger | Robinson   |
| April 1  | 2       | 0-2    | Arkansas            | Moore      | Davidson   | Niu      | Bell     | Harrison   | Adams      | Carter     | Heimberger | Robinson   |
| April 7  | 1       | 0-1    | Texas A&M           | Moore      | Davidson   | Niu      | Bell     | Adams      | Harrison   | Carter     | Robinson   | Heimberger |
| April 7  | 1       | 1-0    | Texas A&M           | Heimberger | Davidson   | Niu      | Bell     | Adams      | Harrison   | Carter     | Moore      | Robinson   |
| April 8  | 1       | 0-1    | Texas A&M           | Heimberger | Davidson   | Niu      | Bell     | Harrison   | Moore      | Adams      | Petrey     | Robinson   |
| April 10 | 1       | 1-0    | Alcorn State        | Heimberger | Davidson   | Niu      | Harrison | Adams      | Kelly      | Petrey     | Williams   | Robinson   |
| April 15 | 1       | 1-0    | Ole Miss            | Heimberger | Davidson   | Niu      | Harrison | Bell       | Moore      | Carter     | Adams      | Petrey     |
| April 15 | 2       | 2-0    | Ole Miss            | Heimberger | Davidson   | Niu      | Harrison | Bell       | Moore      | Carter     | Adams      | Petrey     |
| April 16 | 1       | 0-1    | Ole Miss            | Heimberger | Davidson   | Niu      | Harrison | Bell       | Moore      | Carter     | Adams      | Williams   |
| April 17 | 1       | 1-0    | Memphis             | Heimberger | Davidson   | Niu      | Harrison | Bell       | Moore      | Spexarth   | Carter     | Adams      |
| April 20 | 1       | 0-1    | Florida             | Heimberger | Davidson   | Niu      | Harrison | Moore      | Bell       | Carter     | Adams      | Robinson   |
| April 21 | 1       | 0-1    | Florida             | Moore      | Davidson   | Niu      | Harrison | Heimberger | Bell       | Spexarth   | Carter     | Robinson   |
| April 21 | 1       | 0-1    | Florida             | Moore      | Davidson   | Niu      | Harrison | Heimberger | Spexarth   | Bell       | Carter     | Robinson   |
| April 25 | 1       | 1-0    | Troy                | Heimberger | Davidson   | Moore    | Harrison | Spexarth   | Niu        | Carter     | Adams      | Robinson   |
| April 27 | 1       | 0-1    | South Carolina      | Heimberger | Davidson   | Moore    | Harrison | Niu        | Carter     | Bell       | Adams      | Robinson   |
| April 28 | 1       | 0-1    | South Carolina      | Heimberger | Davidson   | Moore    | Harrison | Niu        | Bell       | Spexarth   | Adams      | Robinson   |
| April 29 | 1       | 0-1    | South Carolina      | Robinson   | Heimberger | Davidson | Moore    | Niu        | Harrison   | Bell       | Adams      | Denis      |
| May 4    | 1       | 0-1    | Tennessee           | Heimberger | Davidson   | Moore    | Harrison | Niu        | Bell       | Carter     | Adams      | Robinson   |
| May 5    | 1       | 1-0    | Tennessee           | Heimberger | Davidson   | Bell     | Niu      | Harrison   | Moore      | Carter     | Adams      | Robinson   |
| May 6    | 2       | 1-1    | Tennessee           | Heimberger | Davidson   | Bell     | Niu      | Harrison   | Moore      | Carter     | Adams      | Robinson   |
| May 9    | 3       | 2-1    | Texas A&M           | Heimberger | Davidson   | Bell     | Niu      | Harrison   | Moore      | Carter     | Adams      | Robinson   |
| May 10   | 1       | 0-1    | South Carolina      | Heimberger | Moore      | Davidson | Niu      | Harrison   | Spexarth   | Carter     | Adams      | Robinson   |
| May 18   | 1       | 0-1    | North Dakota State  | Heimberger | Davidson   | Moore    | Niu      | Harrison   | Bell       | Carter     | Adams      | Robinson   |
| May 19   | 2       | 2-0    | Saint Francis       | Moore      | Davidson   | Bell     | Niu      | Harrison   | Heimberger | Carter     | Adams      | Robinson   |
| May 19   | 1       | 1-0    | North Dakota State  | Moore      | Davidson   | Niu      | Bell     | Harrison   | Heimberger | Carter     | Adams      | Robinson   |
| May 20   | 1       | 0-1    | Arizona             | Moore      | Davidson   | Niu      | Harrison | Heimberger | Bell       | Carter     | Adams      | Robinson   |

## STARTERS BY BATTING ORDER

**Leadoff:** Moore (31), Heimberger (27), Robinson (3)

**2nd:** Davidson (56), Robinson (3), Heimberger (1), Moore (1)

**3rd:** Harrison (28), Niu (17), Bell (6), Davidson (5), Moore (5)

**CLEANUP:** Niu (32), Harrison (16), Bell (8), Moore (3), Spexarth (1), Adams (1)

**5th:** Bell (14), Harrison (13), Heimberger (10), Niu (9), Carter (6), Roberson (3), Adams (3), Moore (2), Spexarth (1)

**6th:** Heimberger (15), Bell (15), Moore (10), Carter (5), Adams (4), Harrison (4), Roberson (2), Niu (2), Spexarth (2), Wilcox (1), Kelly (1)

**7th:** Carter (29), Bell (11), Adams (5), Spexarth (4), Roberson (3), Moore (3), Heimberger (2), Wilcox (2), Kelly (1), Petrey (1)

**8th:** Adams (43), Robinson (6), Heimberger (4), Carter (3), Denis (2), Moore (1), Petrey (1), Williams (1)

**9th:** Robinson (45), Denis (6), Dorsett (3), Carter (1), Heimberger (2), Petrey (2), Williams (1), Adams (1)



## GAME-BY-GAME STARTERS BY POSITION

| Date     | No. (#) | Record | Opponent            | C        | 1B   | 2B         | 3B       | SS       | LF         | CF         | RF         | DP       |
|----------|---------|--------|---------------------|----------|------|------------|----------|----------|------------|------------|------------|----------|
| Feb. 9   | 1       | 1-0    | Mississippi Valley  | Davidson | Niu  | Adams      | Robinson | Harrison | Heimberger | Moore      | Carter     | Bell     |
| Feb. 9   | 1       | 1-0    | Omaha               | Adams    | Niu  | Heimberger | Davidson | Harrison | Denis      | Moore      | Robinson   | Bell     |
| Feb. 11  | 1       | 1-0    | Missouri State      | Davidson | Niu  | Adams      | Robinson | Harrison | Heimberger | Moore      | Bell       | Roberson |
| Feb. 11  | 1       | 1-0    | Mississippi Valley  | Davidson | Niu  | Heimberger | Robinson | Harrison | Dorsett    | Moore      | Bell       | Roberson |
| Feb. 15  | 1       | 1-0    | UT Martin           | Davidson | Niu  | Adams      | Robinson | Harrison | Bell       | Moore      | Heimberger | Roberson |
| Feb. 16  | 1       | 1-0    | Murray State        | Adams    | Bell | Heimberger | Davidson | Harrison | Robinson   | Moore      | Carter     | Roberson |
| Feb. 16  | 2       | 1-1    | Drake               | Davidson | Niu  | Adams      | Robinson | Harrison | Heimberger | Moore      | Bell       | Roberson |
| Feb. 17  | 1       | 1-0    | South Alabama       | Davidson | Niu  | Adams      | Robinson | Harrison | Heimberger | Moore      | Denis      | Bell     |
| Feb. 18  | 1       | 1-0    | Drake               | Davidson | Niu  | Adams      | Robinson | Harrison | Heimberger | Moore      | Denis      | Wilcox   |
| Feb. 20  | 1       | 1-0    | SELA                | Davidson | Niu  | Heimberger | Adams    | Harrison | Robinson   | Moore      | Denis      | Bell     |
| Feb. 22  | 2       | 1-1    | Arizona State       | Davidson | Niu  | Adams      | Robinson | Harrison | Heimberger | Moore      | Denis      | Bell     |
| Feb. 22  | 1       | 1-0    | Nebraska            | Davidson | Niu  | Adams      | Robinson | Harrison | Heimberger | Moore      | Carter     | Roberson |
| Feb. 23  | 1       | 1-0    | Oklahoma State      | Adams    | Niu  | Heimberger | Davidson | Harrison | Robinson   | Moore      | Carter     | Roberson |
| Feb. 24  | 2       | 2-0    | San Jose State      | Davidson | Niu  | Adams      | Robinson | Harrison | Heimberger | Moore      | Carter     | Roberson |
| Feb. 25  | 3       | 1-2    | Cal State Fullerton | Davidson | Niu  | Adams      | Robinson | Harrison | Heimberger | Moore      | Denis      | Bell     |
| March 2  | 2       | 2-0    | Lamar               | Davidson | Niu  | Adams      | Robinson | Harrison | Heimberger | Moore      | Carter     | Bell     |
| March 3  | 1       | 1-0    | Mercer              | Davidson | Niu  | Adams      | Robinson | Harrison | Heimberger | Moore      | Bell       | Spexarth |
| March 3  | 3       | 3-0    | Sam Houston State   | Davidson | Niu  | Adams      | Robinson | Harrison | Heimberger | Moore      | Carter     | Bell     |
| March 4  | 4       | 4-0    | Sam Houston State   | Davidson | Niu  | Adams      | Robinson | Harrison | Heimberger | Moore      | Carter     | Bell     |
| March 7  | 5       | 5-0    | Boston College      | Davidson | Niu  | Adams      | Robinson | Harrison | Heimberger | Moore      | Carter     | Bell     |
| March 9  | 6       | 6-0    | Illinois            | Davidson | Niu  | Adams      | Robinson | Harrison | Heimberger | Moore      | Carter     | Bell     |
| March 9  | 1       | 1-0    | Illinois            | Davidson | Niu  | Heimberger | Robinson | Harrison | Dorsett    | Moore      | Carter     | Bell     |
| March 10 | 1       | 1-0    | UMass Lowell        | Adams    | Niu  | Heimberger | Davidson | Harrison | Dorsett    | Robinson   | Carter     | Bell     |
| March 11 | 1       | 1-0    | UMass Lowell        | Adams    | Niu  | Heimberger | Davidson | Harrison | Bell       | Robinson   | Carter     | Wilcox   |
| March 13 | 1       | 1-0    | Samford             | Davidson | Niu  | Adams      | Robinson | Harrison | Bell       | Heimberger | Carter     | Wilcox   |
| March 14 | 7       | 7-0    | Memphis             | Davidson | Niu  | Adams      | Robinson | Harrison | Heimberger | Moore      | Carter     | Bell     |
| March 16 | 8       | 8-0    | Missouri            | Davidson | Niu  | Adams      | Robinson | Harrison | Heimberger | Moore      | Carter     | Bell     |
| March 17 | 9       | 8-1    | Missouri            | Davidson | Niu  | Adams      | Robinson | Harrison | Heimberger | Moore      | Carter     | Bell     |
| March 18 | 1       | 1-0    | Missouri            | Davidson | Niu  | Adams      | Robinson | Harrison | Heimberger | Moore      | Bell       | Kelly    |
| March 21 | 10      | 9-1    | Central Arkansas    | Davidson | Niu  | Adams      | Robinson | Harrison | Heimberger | Moore      | Carter     | Bell     |
| March 23 | 11      | 9-2    | Georgia             | Davidson | Niu  | Adams      | Robinson | Harrison | Heimberger | Moore      | Carter     | Bell     |
| March 24 | 12      | 10-2   | Georgia             | Davidson | Niu  | Adams      | Robinson | Harrison | Heimberger | Moore      | Carter     | Bell     |
| March 25 | 13      | 10-3   | Georgia             | Davidson | Niu  | Adams      | Robinson | Harrison | Heimberger | Moore      | Carter     | Bell     |
| March 27 | 1       | 1-0    | Alabama State       | Adams    | Niu  | Heimberger | Davidson | Harrison | Carter     | Robinson   | Denis      | Bell     |
| March 30 | 14      | 10-4   | Arkansas            | Davidson | Niu  | Adams      | Robinson | Harrison | Heimberger | Moore      | Carter     | Bell     |
| March 31 | 2       | 1-1    | Arkansas            | Davidson | Niu  | Adams      | Robinson | Harrison | Heimberger | Moore      | Bell       | Spexarth |
| April 1  | 15      | 10-5   | Arkansas            | Davidson | Niu  | Adams      | Robinson | Harrison | Heimberger | Moore      | Carter     | Bell     |
| April 7  | 16      | 10-6   | Texas A&M           | Davidson | Niu  | Adams      | Robinson | Harrison | Heimberger | Moore      | Carter     | Bell     |
| April 7  | 17      | 11-6   | Texas A&M           | Davidson | Niu  | Adams      | Robinson | Harrison | Heimberger | Moore      | Carter     | Bell     |
| April 8  | 1       | 0-1    | Texas A&M           | Davidson | Niu  | Adams      | Robinson | Harrison | Heimberger | Moore      | Petrey     | Bell     |
| April 10 | 1       | 1-0    | Alcorn State        | Adams    | Niu  | Williams   | Robinson | Harrison | Kelly      | Heimberger | Petrey     | Davidson |
| April 15 | 1       | 1-0    | Ole Miss            | Davidson | Niu  | Adams      | Petrey   | Harrison | Heimberger | Moore      | Carter     | Bell     |
| April 15 | 1       | 2-0    | Ole Miss            | Davidson | Niu  | Adams      | Petrey   | Harrison | Heimberger | Moore      | Carter     | Bell     |
| April 16 | 1       | 0-1    | Ole Miss            | Davidson | Niu  | Adams      | Williams | Harrison | Heimberger | Moore      | Carter     | Bell     |
| April 17 | 1       | 1-0    | Memphis             | Davidson | Niu  | Heimberger | Adams    | Harrison | Carter     | Moore      | Spexarth   | Bell     |
| April 20 | 18      | 11-7   | Florida             | Davidson | Niu  | Adams      | Robinson | Harrison | Heimberger | Moore      | Carter     | Bell     |
| April 21 | 1       | 0-1    | Florida             | Davidson | Niu  | Heimberger | Robinson | Harrison | Carter     | Moore      | Spexarth   | Bell     |
| April 21 | 2       | 0-2    | Florida             | Davidson | Niu  | Heimberger | Robinson | Harrison | Carter     | Moore      | Spexarth   | Bell     |
| April 25 | 1       | 1-0    | Troy                | Davidson | Niu  | Adams      | Robinson | Harrison | Heimberger | Moore      | Carter     | Spexarth |
| April 27 | 19      | 11-8   | South Carolina      | Davidson | Niu  | Adams      | Robinson | Harrison | Heimberger | Moore      | Carter     | Bell     |
| April 28 | 1       | 0-1    | South Carolina      | Davidson | Niu  | Adams      | Robinson | Harrison | Heimberger | Moore      | Spexarth   | Bell     |
| April 29 | 4       | 1-3    | South Carolina      | Davidson | Niu  | Adams      | Robinson | Harrison | Heimberger | Moore      | Denis      | Bell     |
| May 4    | 1       | 0-1    | Tennessee           | Adams    | Niu  | Heimberger | Davidson | Harrison | Robinson   | Moore      | Carter     | Bell     |
| May 5    | 20      | 12-8   | Tennessee           | Davidson | Niu  | Adams      | Robinson | Harrison | Heimberger | Moore      | Carter     | Bell     |
| May 6    | 2       | 0-2    | Tennessee           | Adams    | Niu  | Heimberger | Davidson | Harrison | Robinson   | Moore      | Carter     | Bell     |
| May 9    | 21      | 13-8   | Texas A&M           | Davidson | Niu  | Adams      | Robinson | Harrison | Heimberger | Moore      | Carter     | Bell     |
| May 10   | 2       | 1-1    | South Carolina      | Davidson | Niu  | Adams      | Robinson | Harrison | Heimberger | Moore      | Carter     | Spexarth |
| May 18   | 22      | 13-9   | North Dakota State  | Davidson | Niu  | Adams      | Robinson | Harrison | Heimberger | Moore      | Carter     | Bell     |
| May 19   | 23      | 14-9   | Saint Francis       | Davidson | Niu  | Adams      | Robinson | Harrison | Heimberger | Moore      | Carter     | Bell     |
| May 19   | 24      | 15-9   | North Dakota State  | Davidson | Niu  | Adams      | Robinson | Harrison | Heimberger | Moore      | Carter     | Bell     |
| May 20   | 25      | 15-10  | Arizona             | Davidson | Niu  | Adams      | Robinson | Harrison | Heimberger | Moore      | Carter     | Bell     |

## STARTERS BY POSITION

|            |  |
|------------|--|
| <b>P:</b>  | Ward (22), Knudsen (19), Williams (16), Denis (4)  |
| <b>C:</b>  | Davidson (52), Adams (9)   |
| <b>1B:</b> | Niu (60), Bell (1)   |
| <b>2B:</b> | Adams (46), Heimberger (14), Williams (1)  |
| <b>3B:</b> | Robinson (58), Davidson (8), Adams (2), Petrey (2), Williams (1)                         |
| <b>SS:</b> | Harrison (61)  |
| <b>LF:</b> | Heimberger (44), Robinson (5), Carter (4), Dorsett (3), Bell (3), Denis (1), Kelly (1)   |
| <b>CF:</b> | Moore (56), Robinson (3), Heimberger (2)   |
| <b>RF:</b> | Carter (40), Denis (7), Bell (6), Spexarth (4), Petrey (2), Robinson (1), Heimberger (1) |
| <b>DP:</b> | Bell (44), Roberson (8), Spexarth (4), Wilcox (3), Kelly (1), Davidson (1)               |

# TEAM RECORDS: GAME

## BATTING

### At Bats

- 47 ... Auburn ..... 3-18-16
- 46 ... LSU ..... 3-8-13
- 44 ... LSU ..... 4-16-16
- 43 ... Kentucky ..... 5-7-17
- 43 ... Georgia State ..... 2-12-17

### Runs Scored

- 25 ... at Jackson State ..... 2-7-04
- 23 ... vs Seton Hall ..... 2-23-07
- 19 ... at Charleston Southern ... 3-7-08
- 18 ... Arkansas ..... 4-26-14
- 18 ... Jackson State ..... 2-8-04

### Hits

- 20 ... at La.-Monroe ..... 2-8-09
- 19 ... at Long Beach State ... 3-11-06
- 18 ... at Southeastern La. ... 3-17-15
- 17 ... vs. Saint Francis ..... 5-19-18
- 17 ... at Southern Miss ..... 4-24-07
- 17 ... Arkansas ..... 4-26-14

### Doubles

- 6 ... at La.-Monroe ..... 2-8-09
- 5 ... UMass Lowell ..... 3-11-18
- 5 ... South Carolina ..... 4-18-17
- 5 ... Memphis ..... 4-22-15
- 5 ... at Hawai'i ..... 3-6-09
- 5 ... East Tennessee State ... 2-19-06
- 5 ... #15/14 S. Carolina ... 3-7-04

### Triples

- 6 ... at Alabama A&M ..... 2-20-04
- 4 ... Ole Miss ..... 4-7-07
- 4 ... at Long Beach State ... 3-11-06
- 3 ... Alabama State ..... 3-2-17
- 3 ... at Miss. Valley State ... 2-21-04
- 3 ... Middle Tennessee ..... 3-28-06

### Home Runs

- 4 ... #7 Tennessee ..... 5-5-18
- 4 ... Tennessee ..... 4-19-15
- 3 ... 23 times

### Runs Batted In

- 22 ... vs Seton Hall ..... 2-23-07
- 19 ... at Jackson State ..... 2-7-04
- 18 ... Arkansas ..... 4-26-14
- 16 ... at Charleston Southern ... 3-7-08
- 14 ... at Georgia State ..... 3-12-14
- 14 ... at Southern Miss ..... 3-17-10

### Total Bases

- 33 ... at Long Beach State ... 3-11-06
- 31 ... Columbia ..... 3-3-12
- 30 ... at Alabama A&M ..... 2-20-04
- 29 ... vs. Saint Francis ..... 5-19-18
- 29 ... at La.-Monroe ..... 2-8-09

### Walks

- 14 ... Miss. Valley State ..... 2-7-14
- 13 ... vs Seton Hall ..... 2-23-07
- 11 ... Kentucky ..... 5-7-17
- 11 ... at UAB ..... 3-8-05
- 10 ... Ole Miss ..... 4-7-07

### Hit By Pitch

- 8 ... vs Kentucky ..... 5-7-14

- 6 ... vs Memphis ..... 2-12-12
- 6 ... at Kennesaw State ... 3-11-14
- 5 ... Texas A&M ..... 3-14-15
- 5 ... at LSU ..... 5-4-14

### Strikeouts

- 22 ... LSU ..... 3-8-13
- 17 ... at Texas ..... 5-21-05
- 15 ... Auburn ..... 3-18-16
- 14 ... vs. Minnesota ..... 2-27-15
- 14 ... vs UCLA ..... 3-12-06
- 14 ... at Georgia ..... 3-14-14
- 14 ... South Alabama ..... 5-18-13

### Sacrifice Flies

- 4 ... at Southeastern La. ... 2-22-16
- 3 ... Sam Houston State ... 3-4-18
- 3 ... at Arkansas ..... 4-17-04
- 2 ... 23 times

### Sacrifice Hits

- 5 ... at Kentucky ..... 3-27-04
- 5 ... LSU ..... 3-30-05
- 4 ... vs Long Island ..... 2-15-14
- 4 ... vs Utah ..... 2-26-05
- 4 ... at South Carolina ... 3-13-12
- 4 ... at Arkansas ..... 5-4-08

### Stolen Bases

- 10 ... Northern Kentucky ... 2-7-14
- 8 ... at Miss. Valley State ... 4-1-14
- 8 ... at Samford ..... 4-16-13
- 8 ... Troy ..... 2-8-13
- 7 ... at Miss. Valley St. ... 2-25-09
- 7 ... UAB ..... 3-4-08

### Stolen Base Attempts

- 10 ... Northern Kentucky ... 2-7-014
- 8 ... at Miss. Valley State ... 4-1-14
- 8 ... at Samford ..... 4-16-13
- 8 ... Troy ..... 2-8-13
- 7 ... at Georgia Southern 4-25-15
- 7 ... Ole Miss ..... 4-14-13
- 7 ... at Miss. Valley St. ... 2-25-09
- 7 ... UAB ..... 3-4-08
- 7 ... at Charleston Southern ... 3-7-08
- 7 ... at Jacksonville State ... 3-12-13
- 7 ... at UAB ..... 3-24-09

### Runners Left on Base

- 18 ... Kentucky ..... 5-7-17
- 14 ... Tennessee ..... 4-17-15
- 13 ... LSU ..... 4-14-07
- 13 ... Miss. Valley State ... 2-7-14
- 13 ... vs Nebraska ..... 2-24-07
- 13 ... at Jacksonville State ... 3-12-13
- 13 ... vs Pacific ..... 5-19-07

## PITCHING

### Innings Pitched

- 14.0 ... Auburn ..... 3-18-16
- 14.0 ... LSU ..... 3-8-13
- 12.0 ... Samford ..... 3-4-17
- 12.0 ... Georgia State ..... 2-12-17
- 12.0 ... LSU ..... 4-16-16

### Hits Allowed

- 17 ... #14/14 Tennessee ... 3-20-04
- 17 ... LSU ..... 3-31-05

- 15 ... Missouri ..... 5-1-16
- 15 ... at Florida ..... 4-22-16
- 15 ... Ole Miss ..... 4-4-16
- 15 ... Tennessee ..... 4-19-15
- 15 ... Tennessee ..... 4-23-06
- 15 ... at Florida ..... 3-16-11

### Runs Allowed

- 18 ... vs Washington ..... 2-12-11
- 18 ... at Florida ..... 3-16-11
- 18 ... at Arkansas ..... 3-28-10
- 16 ... at Florida ..... 4-22-16
- 16 ... Tennessee ..... 4-19-15
- 16 ... Florida ..... 3-28-15

### Earned Runs Allowed

- 17 ... at Florida ..... 3-16-11
- 16 ... at Florida ..... 4-22-16
- 16 ... Tennessee ..... 4-19-15
- 15 ... vs Washington ..... 2-12-11
- 13 ... at Arkansas ..... 4-7-12
- 13 ... Texas A&M ..... 2-20-10
- 13 ... vs Cal State Northridge ... 3-14-10
- 13 ... at Arkansas ..... 3-28-10

### Walks Allowed

- 14 ... vs Washington ..... 2-12-11
- 13 ... at Arkansas ..... 3-28-10
- 12 ... LSU ..... 4-16-16
- 13 ... Florida ..... 3-28-15
- 11 ... at Florida ..... 4-5-13

### Fewest Hits Allowed

- 0 ... 20 times

### Strikeouts

- 21 ... Lipscomb ..... 2-17-13
- 16 ... vs SIU-Edwardsville ... 2-24-13
- 16 ... at Jacksonville State ... 3-12-13
- 15 ... Miss. Valley State ... 2-5-15
- 15 ... vs Wichita State ..... 2-23-13

### Home Runs Allowed

- 6 ... Texas A&M ..... 2-20-10
- 5 ... Tennessee ..... 4-19-14
- 5 ... at Tennessee ..... 4-19-14
- 4 ... Eight times

### Batters Faced

- 61 ... LSU ..... 4-16-16
- 60 ... Auburn ..... 3-18-16
- 52 ... Kentucky ..... 5-7-17
- 49 ... LSU ..... 3-8-13
- 48 ... vs Florida State ..... 3-11-11

## FIELDING

### Putouts

- 42 ... Auburn ..... 3-18-16
- 42 ... LSU ..... 3-8-13
- 36 ... Samford ..... 3-4-17
- 36 ... Georgia State ..... 2-12-17
- 36 ... LSU ..... 4-16-16

### Assists

- 23 ... Auburn ..... 3-18-16
- 21 ... LSU ..... 4-16-16
- 19 ... Kentucky ..... 5-7-17
- 19 ... Samford ..... 3-4-17

- 19 ... North Carolina State ... 2-5-05
- 19 ... #25/22 Georgia Tech ... 5-8-04

### Total Chances

- 67 ... Auburn ..... 3-18-16
- 57 ... Kentucky ..... 5-7-16
- 57 ... LSU ..... 4-16-16
- 56 ... Samford ..... 3-4-17
- 54 ... Georgia State ..... 2-12-17
- 54 ... LSU ..... 3-8-13

### Errors

- 6 ... vs. Minnesota ..... 2-27-15
- 6 ... vs Cal-Berkeley ..... 2-25-05
- 6 ... LSU ..... 3-31-05
- 5 ... 10 times

### Double Plays Turned

- 3 ... at Ole Miss ..... 3-20-15
- 3 ... at Troy ..... 2-19-05
- 2 ... 35 times

## MISCELLANEOUS

### Largest Margin of Victory

- 23 (23-0) ... Cal State Fullerton ... 2-9-12
- 17 (17-0) ... at UTSA ..... 4-13-99
- 16 (16-0) ... Oklahoma Christian ... 2-16-06
- 15 (15-0) ... at Houston ..... 2-16-13
- 15 (15-0) ... USTA ..... 2-10-12

### Largest Margin of Defeat

- 14 (0-14) ... vs UCLA ..... 2-9-02
- 14 (0-14) ... vs Arizona ..... 2-9-01
- 11 (0-11) ... vs Oklahoma ... 5-12-00
- 11 (0-11) ... at Washington ... 3-10-01
- 10 (1-11) ... at Texas A&M ... 4-28-04
- 10 (0-10) ... Nebraska ..... 4-29-01

### Most Runs, Combined

- 23 (W, 23-0) ... Cal State Fullerton ... 2-9-12
- 21 (W, 13-8) ... vs San Jose State ... 3-18-10
- 21 (W, 15-6) ... Oklahoma ..... 3-28-09
- 20 (W, 16-4) ... at Kansas ..... 3-29-13
- 20 (W, 11-9) ... vs Oregon State ... 2-23-08
- 20 (W, 11-9) ... vs Oregon ..... 2-13-97



## INDIVIDUAL GAME RECORDS

## BATTING

**At-Bats**

6 ... Eight Times  
Last, Mackenzie Toler vs. LSU (4-16-16)

**Runs Scored**

5 ... Michelle Gates ... vs. Alabama State (3-1-97)

**Hits**

5 ... Twice  
Last, Julia Echols at Missouri (4-11-15)

**Doubles**

3 ... Jenny Hehnke ... vs. Tulsa (2-23-97)

**Triples**

3 ... Haylee Guess ... vs. Ole Miss (4-7-07)

**Home Runs**

2 ... 25 times  
Last, Mackenzie Toler at South Carolina (5-2-15)

**Runs Batted In**

7 ... Twice  
Last, Hayle Guess vs. Pacific (5-18-07)

**Total Bases**

10 ... Twice  
Last, Jessica Cooley vs. Jackson State (4-10-12)

**Walks**

4 ... Katie Cooley ... vs. LSU (3-30-05)

**Hit By Pitch**

3 ... Five times  
Last, Sarai Niu vs. Baylor (2-27-16)

**Strikeouts**

5 ... Briana Bell ... vs. LSU (3-8-13)

**Sacrifice Flies**

2 ... Nakita Boyce ... at Southern Miss (4-24-07)  
Michelle Kinney ... vs. Arkansas (4-16-05)  
Katie Cooley ... vs. Tennessee State (2-19-06)

**Sacrifice Hits**

3 ... Melissa Massey ... vs. Utah (2-26-05)

**Stolen Bases**

5 ... Chelsea Bramlett ... vs. Louisiana Monroe (2-8-09)

## PITCHING

**Innings Pitched**

14.0 ... Alison Owen ... vs. LSU (3-8-13)

**Hits Allowed**

14 ... Twice  
Last, Alexis Silkwood vs. Missouri (4-4-14)

**Runs Allowed**

11 ... Three times  
Last, Holly Ward vs. Florida (3-28-15)

**Earned Runs Allowed**

11 ... Twice  
Last, Holly Ward vs. Florida (3-28-15)

**Walks Allowed**

10 ... Lindsey Dunlap ... vs. Washington (2-12-11)

**Strikeouts**

16 ... Alison Owen ... vs. SIU-Edwardsville (2-24-13)

**Home Runs Allowed**

5 ... Alison Owen ... at Tennessee (4-19-14)

**Wild Pitches**

3 ... Kelsey Nurnberg ... vs. Arkansas (5-4-07)  
Stephanie Becker ... vs. Georgetown (3-13-10)

## FIELDING

**Putouts**

20 ... Logan Foulks ... vs. Lipscomb (2-17-13)

**Assists**

8 ... Four Times  
Last, Kayla Winkfield vs. LSU (4-16-16)

**Errors**

4 ... Jenny Hehnke ... vs. Arkansas (3-29-97)

**Passed Balls**

2 ... 13 times  
Last, Katie Anne Bailey vs. LSU (4-8-15)

# INDIVIDUAL GAME RECORDS

## CAREER NO-HITTERS/PERFECT GAMES LISTING

| <u>No.</u> | <u>Date</u> | <u>Pitcher(s)</u>                                      | <u>Opponent</u>          | <u>IP</u> | <u>K</u> | <u>BB</u> | <u>HBP</u> | <u>E</u> | <u>Score</u> |
|------------|-------------|--|--------------------------|-----------|----------|-----------|------------|----------|--------------|
| 1          | 3-1-97      | Alicia Judd  | Alabama State            |           |          |           |            |          | 30-0 (5)     |
| 2          | 3-2-97      | Jenny Hehnke*  | Alabama State            |           |          |           |            |          | 18-0 (5)     |
| 3          | 3-4-00      | Jennifer Pursell                                       | Massachusetts            |           |          |           |            |          | 7-0          |
| 4          | 2-13-02     | Kasey Whitehead/<br>Melissa Massey/<br>Krystal Tillman | Belmont                  |           |          |           |            |          | 11-0 (5)     |
| 5          | 3-8-02      | Melissa Massey   | Nicholls State           |           |          |           |            |          | 8-0 (5)      |
| 6          | 2-4-05      | Kelli Miller   | Louisiana Tech           |           |          |           |            |          | 9-0 (5)      |
| 7          | 3-4-05      | Melissa Massey   | St. Francis (Pa.)        |           |          |           |            |          | 7-0          |
| 8          | 2-11-06     | Stephanie Comeaux                                      | Jacksonville             |           |          |           |            |          | 8-0 (5)      |
| 9          | 2-26-06     | Ragan Blake  | Alcorn State             |           |          |           |            |          | 9-0 (5)      |
| 10         | 3-18-06     | Stephanie Comeaux                                      | Arkansas                 |           |          |           |            |          | 5-0          |
| 11         | 3-30-06     | Ragan Blake  | Southern Miss            |           |          |           |            |          | 8-0 (5)      |
| 12         | 2-14-10     | Kylie Vry  | Stephen F. Austin        | 7.0       | 4        | 2         | 0          | 2        | 5-0          |
| 13         | 2-24-12     | Stephanie Becker                                       | USF                      | 7.0       | 6        | 3         | 1          | 3        | 0-1          |
| 14         | 3-2-13      | Alison Owen  | Fordham                  | 5.0       | 7        | 0         | 1          | 0        | 8-0 (5)      |
| 15         | 4-14-13     | Stephanie Becker                                       | Ole Miss                 | 6.0       | 4        | 1         | 0          | 0        | 8-0 (6)      |
| 16         | 3-25-15     | Alexis Silkwood  | Southern Miss            | 6.0       | 8        | 3         | 0          | 2        | 10-0 (6)     |
| 17         | 4-28-16     | Regan Green  | Mississippi Valley State | 5.0       | 7        | 1         | 1          | 1        | 6-0          |
|            |             | Holly Ward   |                          | 2.0       | 1        | 2         | 0          | 0        |              |
| 18         | 5-9-16      | Cassady Knudsen  | Alcorn State             | 5.0       | 8        | 4         | 1          | 0        | 8-0 (5)      |
| 19         | 3-2-17      | Cassady Knudsen  | Alabama State            | 5.0       | 10       | 2         | 0          | 0        | 10-0 (5)     |
| 20         | 2-9-18      | Holly Ward*  | Mississippi Valley State | 5.0       | 11       | 0         | 0          | 0        | 10-0 (5)     |

\*perfect game

## CAREER NO-HITTERS/PERFECT GAMES CHART

Mississippi State pitchers have had 20 no-hitters, including two perfect games. Here are the pitchers and the number of no-hit and perfect games in which they participated.

| <u>Pitcher</u>    | <u>No-Hitters</u> | <u>Perfect Games</u> |
|-------------------|-------------------|----------------------|
| Stephanie Becker  | 2                 | -                    |
| Ragan Blake       | 2                 | -                    |
| Stephanie Comeaux | 2                 | -                    |
| Melissa Massey    | 2                 | -                    |
| Cassady Knudsen   | 2                 | -                    |
| Holly Ward        | 2                 | 1                    |
| Jenny Hehnke      | 1                 | 1                    |
| Alexis Silkwood   | 1                 | -                    |
| Regan Green       | 1                 | -                    |
| Alicia Judd       | 1                 | -                    |
| Kelli Miller      | 1                 | -                    |
| Alison Owen       | 1                 | -                    |
| Jennifer Pursell  | 1                 | -                    |
| Krystal Tillman   | 1                 | -                    |
| Kasey Whitehead   | 1                 | -                    |
| Kylie Vry         | 1                 | -                    |





# GRAND SLAMS & MISCELLANEOUS STREAKS

## ALL-TIME GRAND SLAMS

| Player            | Opponent                 | Date           |
|-------------------|--------------------------|----------------|
| Michelle Gates    | Auburn                   | May 7, 1999    |
| Kasey Whitehead   | Florida State            | March 4, 2000  |
| Kasey Whitehead   | Auburn                   | May 1, 2000    |
| Iyhia McMichael   | Samford                  | Feb. 16, 2003  |
| Iyhia McMichael   | Alabama                  | April 12, 2003 |
| Brooke Best       | Florida                  | April 26, 2003 |
| Michelle Kinney   | LSU                      | March 30, 2005 |
| Lindsey Hunley    | Seton Hall               | Feb. 23, 2007  |
| Jessie Bailey     | Georgia                  | April 21, 2007 |
| Courtney Bures    | Arkansas                 | May 5, 2007    |
| Hayle Guess       | Pacific                  | May 18, 2007   |
| Chelsea Bramlett  | UC-Riverside             | Feb. 9, 2008   |
| Jessie Bailey     | Louisiana-Monroe         | Feb. 7, 2009   |
| Ka'ili Smith      | Oregon State             | Feb. 20, 2010  |
| Ka'ili Smith      | Georgetown               | March 13, 2010 |
| Courtney Nesbit   | Ole Miss                 | March 21, 2010 |
| Jessica Cooley    | Mississippi Valley State | March 24, 2010 |
| Erin Nesbit       | Mississippi Valley State | April 7, 2010  |
| Heidi Shape       | UNLV                     | Feb. 11, 2011  |
| Brittany Bell     | South Alabama            | Feb. 9, 2012   |
| Brittany Bell     | Louisiana Tech           | March 2, 2012  |
| Jessica Cooley    | Samford                  | March 4, 2012  |
| Jessica Cooley    | Georgia State            | Feb. 9, 2013   |
| Erin Nesbit       | Hofstra                  | March 1, 2013  |
| Katie Anne Bailey | Georgia State            | March 12, 2014 |
| Heidi Shape       | Samford                  | March 26, 2014 |
| Sam Lenahan       | Arkansas                 | April 26, 2014 |
| Mackenzie Toler   | Arkansas                 | April 26, 2014 |
| Amanda Ivy        | Mississippi Valley State | Feb. 5, 2015   |
| Amanda Ivy        | Texas A&M                | March 14, 2015 |
| Katie Gentle      | Tennessee                | April 19, 2015 |
| Morgan Bell       | Tennessee Tech           | Feb. 13, 2016  |
| Caroline Seitz    | Georgia                  | April 14, 2017 |
| Caroline Seitz    | Georgia                  | April 15, 2017 |
| Morgan Bell       | Illinois                 | March 9, 2018  |
| Morgan Bell       | Memphis                  | March 14, 2018 |

## CAREER GRAND SLAMS

| Player | Number            |
|--------|-------------------|
| 3      | Morgan Bell       |
| 3      | Jessica Cooley    |
| 2      | Caroline Seitz    |
| 2      | Amanda Ivy        |
| 2      | Jessie Bailey     |
| 2      | Brittany Bell     |
| 2      | Iyhia McMichael   |
| 2      | Erin Nesbit       |
| 2      | Heidi Shape       |
| 2      | Ka'ili Smith      |
| 2      | Kasey Whitehead   |
| 1      | Mackenzie Toler   |
| 1      | Katie Anne Bailey |
| 1      | Katie Gentle      |
| 1      | Brooke Best       |
| 1      | Chelsea Bramlett  |
| 1      | Courtney Bures    |
| 1      | Lindsey Hunley    |
| 1      | Michelle Gates    |
| 1      | Hayle Guess       |
| 1      | Michelle Kinney   |
| 1      | Sam Lenahan       |
| 1      | Courtney Nesbit   |

## TOP-10 LONGEST WINNING STREAKS

| Games | Dates                     |
|-------|---------------------------|
| 16    | Feb. 10 - March 3, 2006   |
| 16    | Feb. 17 - March 10, 2017  |
| 15    | Feb. 7 - 28, 2014         |
| 15    | March 21 - April 10, 1986 |
| 12    | March 2-16, 2018          |
| 12    | April 10 - May 4, 2012    |
| 11    | Feb. 8 - 17, 2008         |
| 11    | Feb. 16 - March 8, 2003   |
| 10    | Feb. 5 - 26, 2016         |
| 10    | April 20 - May 13, 2004   |
| 9     | Feb. 5 - Feb 14, 2015     |
| 9     | Feb. 23 - March 6, 2013   |
| 9     | March 23 - April 1, 2001  |
| 8     | Feb. 13 - 25, 2009        |
| 8     | Feb. 13 - 26, 2000        |
| 8     | March 23 - April 2, 1985  |
| 8     | March 26 - April 6, 1999  |
| 8     | Feb. 26 - March 2, 1997   |

## 16-OR-MORE GAME HITTING STREAKS

| Games | Player              | Dates                         |
|-------|---------------------|-------------------------------|
| 25    | Iyhia McMichael     | March 8 - April 9, 2003       |
| 24    | Kellie Wilkerson    | Feb. 6 - March 12, 1999       |
| 22    | Chelsea Bramlett    | Feb. 14 - March 13, 2010      |
| 20    | Jennifer Nelson     | March 22 - April 18, 2003     |
| 20    | Keri McCallum       | April 17 - May 8, 1999        |
| 19    | Keri McCallum       | March 11 - April 1, 2000      |
| 19    | Keri McCallum       | May 3, 1997 - March 11, 1998  |
| 18    | Kellie Wilkerson    | April 17 - May 8, 1999        |
| 17    | Caroline Seitz      | April 5 - May 7, 2017         |
| 17    | Iyhia McMichael     | April 3 - May 8, 2004         |
| 16    | <b>Mia Davidson</b> | <b>Feb. 9 - March 2, 2018</b> |
| 16    | Chelsea Bramlett    | Feb. 15 - March 15, 2009      |
| 16    | Nakita Boyce        | Feb. 24 - March 17, 2007      |
| 16    | Keri McCallum       | March 14 - April 8, 1998      |
| 16    | Jenny Hehnke        | March 28 - April 11, 1997     |

## BATTING

### Batting Average (Min. 50 AB)

|     |                                    |      |
|-----|------------------------------------|------|
| 1.  | .536 (98-183) ... Chelsea Bramlett | 2010 |
| 2.  | .486 (88-181) ... Chelsea Bramlett | 2009 |
| 3.  | .475 (87-183) ... Iyhia McMichael  | 2004 |
| 4.  | .450 (90-200) ... Chelsea Bramlett | 2008 |
| 5.  | .443 (90-203) ... Kellie Wilkerson | 1999 |
| 6.  | .431 (78-181) ... Kellie Wilkerson | 2000 |
| 7.  | .427 (67-157) ... Keri McCallum    | 1997 |
| 8.  | .419 (70-167) ... Kellie Wilkerson | 2001 |
| 9.  | .419 (80-191) ... Kellie Wilkerson | 2002 |
| 10. | .412 (100-243) ... Keri McCallum   | 2000 |

### Runs Scored

|     |                         |      |
|-----|-------------------------|------|
| 1.  | 83 ... Iyhia McMichael  | 2004 |
| 2.  | 64 ... Keri McCallum    | 2000 |
| 3.  | 63 ... Iyhia McMichael  | 2003 |
| 4.  | 57 ... Keri McCallum    | 1999 |
| 5.  | 56 ... Chelsea Bramlett | 2010 |
| 5.  | 56 ... Chelsea Bramlett | 2007 |
| 7.  | 55 ... Chelsea Bramlett | 2009 |
| 5.  | 55 ... Kellie Wilkerson | 2001 |
| 9.  | 52 ... Chelsea Bramlett | 2008 |
| 10. | 51 ... Kellie Wilkerson | 2002 |

### Hits

|     |                         |      |
|-----|-------------------------|------|
| 1.  | 100 ... Keri McCallum   | 2000 |
| 2.  | 98 ... Chelsea Bramlett | 2010 |
| 3.  | 90 ... Kellie Wilkerson | 1999 |
| 3.  | 90 ... Chelsea Bramlett | 2008 |
| 5.  | 88 ... Keri McCallum    | 1999 |
| 8.  | 88 ... Chelsea Bramlett | 2009 |
| 7.  | 87 ... Iyhia McMichael  | 2004 |
| 8.  | 83 ... Chelsea Bramlett | 2007 |
| 9.  | 81 ... Courtney Bures   | 2005 |
| 10. | 80 ... Kellie Wilkerson | 2002 |

### Doubles

|     |                          |      |
|-----|--------------------------|------|
| 1.  | 22 ... Keri McCallum     | 1999 |
| 2.  | 20 ... Caroline Seitz    | 2014 |
| 3.  | 18 ... Jennifer Waterman | 2003 |
| 18. | Kellie Wilkerson         | 2002 |
| 5.  | 17 ... Kellie Wilkerson  | 1999 |
| 6.  | 16 ... Michelle Gates    | 1997 |
| 16. | Iyhia McMichael          | 2004 |
| 16. | Courtney Bures           | 2005 |
| 9.  | 15 ... Reggie Harrison   | 2017 |
| 15. | Caroline Seitz           | 2015 |
| 15. | Iyhia McMichael          | 2002 |
| 15. | Michelle Gates           | 1998 |
| 15. | Michelle Gates           | 1999 |

### Triples

|     |                       |      |
|-----|-----------------------|------|
| 1.  | 11 ... Keri McCallum  | 2000 |
| 11. | Keri McCallum         | 1997 |
| 3.  | 10 ... Keri McCallum  | 1999 |
| 10. | Michelle Gates        | 1998 |
| 10. | Iyhia McMichael       | 2004 |
| 6.  | 8 ... Iyhia McMichael | 2002 |
| 8.  | Katie Anne Bailey     | 2015 |
| 8.  | 7 ... Melanie Morgan  | 1985 |
| 7.  | Jennifer Nelson       | 2003 |
| 10. | 6 ... Seven times     |      |

### Home Runs

|    |                         |      |
|----|-------------------------|------|
| 1. | 19 ... Mia Davidson     | 2018 |
| 2. | 18 ... Iyhia McMichael  | 2003 |
| 3. | 17 ... Courtney Bures   | 2005 |
| 4. | 15 ... Jessica Cooley   | 2012 |
| 5. | 14 ... Kellie Wilkerson | 2001 |

## SEASON RECORDS

|     |                       |      |
|-----|-----------------------|------|
| 6.  | 13 ... Caroline Seitz | 2015 |
| 13. | Kellie Wilkerson      | 1999 |
| 13. | Logan Foulks          | 2013 |
| 9.  | 10 ... Morgan Bell    | 2018 |
| 10. | Ka'ili Smith          | 2010 |
| 10. | Iyhia McMichael       | 2004 |
| 10. | Sam Lenahan           | 2013 |
| 10. | Jessica Cooley        | 2013 |
| 10. | Sam Lenahan           | 2014 |

### Runs Batted In

|     |                          |      |
|-----|--------------------------|------|
| 1.  | 65 ... Kellie Wilkerson  | 1999 |
| 2.  | 63 ... Iyhia McMichael   | 2003 |
| 3.  | 56 ... Courtney Bures    | 2007 |
| 4.  | 55 ... Jennifer Waterman | 2004 |
| 5.  | 54 ... Courtney Bures    | 2005 |
| 6.  | 50 ... Ka'ili Smith      | 2010 |
| 7.  | 48 ... Mia Davidson      | 2018 |
| 48. | Michelle Gates           | 1997 |
| 48. | Iyhia McMichael          | 2002 |
| 10. | 47 ... Kate Jaspers      | 2004 |

### Slugging Percentage (Min. 50 AB)

|     |                                    |      |
|-----|------------------------------------|------|
| 1.  | .836 (183 AB) ... Iyhia McMichael  | 2004 |
| 2.  | .801 (186 AB) ... Iyhia McMichael  | 2003 |
| 3.  | .766 (167 AB) ... Kellie Wilkerson | 2001 |
| 4.  | .762 (189 AB) ... Mia Davidson     | 2018 |
| 5.  | .756 (209 AB) ... Courtney Bures   | 2005 |
| 6.  | .749 (203 AB) ... Kellie Wilkerson | 1999 |
| 7.  | .675 (191 AB) ... Kellie Wilkerson | 2002 |
| 8.  | .668 (184 AB) ... Michelle Gates   | 1998 |
| 9.  | .663 (181 AB) ... Kellie Wilkerson | 2000 |
| 10. | .651 (152 AB) ... Briana Bell      | 2012 |

## PITCHING

### ERA (min. 50 IP)

|       |                                       |      |
|-------|---------------------------------------|------|
| 1.    | 0.79 ... Kim Davis (97.2 IP)          | 1986 |
| 2.    | 1.04 ... Cathy Pippins (87.1 IP)      | 1986 |
| 3.    | 1.07 ... Autumn Anderson (275.2 IP)   | 1998 |
| 4.    | 1.43 ... Holly Ward (186.0 IP)        | 2018 |
| 5.    | 1.58 ... Kim Davis (141.1 IP)         | 1985 |
| 6.    | 1.59 ... Vicki Bonar (132.0 IP)       | 1985 |
| 7.    | 1.61 ... Kathleen Tindle (72.2 IP)    | 1986 |
| 8.    | 1.74 ... Emily Williams (52.1 IP)     | 2018 |
| 9.    | 1.75 ... Stephanie Comeaux (155.2 IP) | 2006 |
| 10.   | 1.78 ... Ragan Blake (192.2 IP)       | 2006 |
| 1.78. | Kellie Wilkerson (74.2 IP)            | 2002 |

### Wins

|     |                                |      |
|-----|--------------------------------|------|
| 1.  | 26 ... Autumn Anderson (26-13) | 1998 |
| 26. | Jennifer Pursell (26-16)       | 2000 |
| 3.  | 25 ... Alexis Silkwood (25-13) | 2015 |
| 4.  | 23 ... Autumn Anderson (23-13) | 1999 |
| 5.  | 22 ... Melissa Massey (22-12)  | 2003 |
| 6.  | 20 ... Kasey Whitehead (20-14) | 2002 |
| 20. | Misty Flesher (20-10)          | 2008 |
| 8.  | 18 ... Kelli Miller (18-11)    | 2007 |
| 18. | Melissa Massey (18-9)          | 2004 |
| 18. | Alison Owen (18-12)            | 2014 |
| 18. | Stephanie Becker (18-10)       | 2012 |

### Shutouts

|    |                        |      |
|----|------------------------|------|
| 1. | 9 ... Holly Ward       | 2018 |
| 2. | 8 ... Autumn Anderson  | 1998 |
| 3. | 7 ... Jennifer Pursell | 2000 |
| 7. | Ragan Blake            | 2006 |
| 5. | 6 ... Misty Flesher    | 2008 |
| 6. | Melissa Massey         | 2003 |
| 7. | 5 ... Cassidy Knudsen  | 2018 |
| 5. | Kelli Miller           | 2005 |
| 5. | Autumn Anderson        | 1999 |
| 5. | Alicia Judd            | 1998 |
| 5. | Kelli Miller           | 2004 |

|    |                 |      |
|----|-----------------|------|
| 5. | Alison Owen     | 2013 |
| 5. | Alexis Silkwood | 2015 |

### Innings Pitched

|        |                            |      |
|--------|----------------------------|------|
| 1.     | 275.2 ... Autumn Anderson  | 1998 |
| 2.     | 256.2 ... Jennifer Pursell | 2000 |
| 3.     | 254.0 ... Autumn Anderson  | 1999 |
| 4.     | 221.2 ... Kasey Whitehead  | 2002 |
| 5.     | 217.2 ... Lindsey Dunlap   | 2009 |
| 6.     | 216.2 ... Alexis Silkwood  | 2015 |
| 7.     | 198.2 ... Alison Owen      | 2013 |
| 198.2. | Melissa Massey             | 2003 |
| 9.     | 198.0 ... Jennifer Pursell | 2001 |
| 10.    | 192.2 ... Ragan Blake      | 2006 |

### Strikeouts

|     |                          |      |
|-----|--------------------------|------|
| 1.  | 250 ... Alison Owen      | 2013 |
| 2.  | 246 ... Autumn Anderson  | 1998 |
| 3.  | 223 ... Alison Owen      | 2014 |
| 4.  | 199 ... Alexis Silkwood  | 2015 |
| 5.  | 183 ... Ragan Blake      | 2006 |
| 6.  | 173 ... Holly Ward       | 2018 |
| 7.  | 167 ... Alexis Silkwood  | 2014 |
| 8.  | 163 ... Stephanie Becker | 2012 |
| 9.  | 161 ... Lindsey Dunlap   | 2009 |
| 10. | 160 ... Autumn Anderson  | 1999 |

## FIELDING

### Putouts

|     |                          |      |
|-----|--------------------------|------|
| 1.  | 477 ... Sammie Jo Bailey | 2007 |
| 2.  | 459 ... Cheri Smith      | 1999 |
| 3.  | 450 ... Cheri Smith      | 2000 |
| 4.  | 447 ... Kellie Wilkerson | 2002 |
| 5.  | 446 ... Kate Jaspers     | 2003 |
| 6.  | 438 ... Lindsay Hunley   | 2005 |
| 7.  | 434 ... Sammie Jo Bailey | 2008 |
| 8.  | 421 ... Nichole Henry    | 1997 |
| 9.  | 389 ... Sam Lenahan      | 2014 |
| 10. | 386 ... Sarai Niu        | 2018 |

### Assists

|      |                          |      |
|------|--------------------------|------|
| 1.   | 193 ... Courtney Bures   | 2007 |
| 2.   | 181 ... Karrie Rider     | 2000 |
| 3.   | 171 ... Karrie Rider     | 1997 |
| 4.   | 168 ... Courtney Bures   | 2008 |
| 5.   | 163 ... Jennifer Jessup  | 2003 |
| 6.   | 157 ... Michelle Gates   | 2000 |
| 7.   | 151 ... Jessie Bailey    | 2007 |
| 8.   | 149 ... Jennifer Jessup  | 2002 |
| 9.   | 147 ... Michelle Gates   | 1997 |
| 10.  | 142 ... Tanelda McDonald | 2004 |
| 142. | Michelle Gates           | 1999 |

### Fielding Percentage (min. 150 total chances)

|       |                                       |      |
|-------|---------------------------------------|------|
| 1.    | .998 ... Sam Lenahan (389-36-1)       | 2014 |
| 2.    | .997 ... Blair Hewett (283-27-1)      | 2006 |
| 3.    | .996 ... Lindsay Hunley (438-22-2)    | 2005 |
| 4.    | .994 ... Kate Jaspers (446-27-3)      | 2003 |
| 5.    | .993 ... Chelsea Bramlett (252-19-2)  | 2008 |
| 6.    | .992 ... Jennifer Waterman (343-35-3) | 2004 |
| .992. | Keri McCallum (204-46-2)              | 2000 |
| 8.    | .991 ... Kate Jaspers (312-8-3)       | 2004 |
| 9.    | .990 ... Calyn Adams (266-34-3)       | 2017 |
| .990. | Ka'ili Smith (382-33-4)               | 2012 |
| .990. | Chelsea Bramlett (286-19-3)           | 2009 |



## BATTING

## Batting Average (min. 200 AB)

|     |  |                     |         |
|-----|--|---------------------|---------|
| 1.  | .461 (359-779) ..                        | Chelsea Bramlett .. | 2007-10 |
| 2.  | .429 (318-742) ..                        | Kellie Wilkerson .. | 1999-02 |
| 3.  | .390 (319-818) ..                        | Keri McCallum ..    | 1997-00 |
| 4.  | .382 (292-765) ..                        | Iyhia McMichael ..  | 2001-04 |
| 5.  | .372 (281-755) ..                        | Courtney Bures ..   | 2005-08 |
| 6.  | .341 (264-775) ..                        | Jenny Hehnke ..     | 1997-00 |
| 7.  | .339 (220-649) ..                        | Ka'ili Smith ..     | 2009-12 |
| 8.  | .332 (255-767) ..                        | Michelle Gates ..   | 1997-00 |
| 9.  | <b>.315 (118-375) .. Kat Moore .....</b> | <b>2016-Pr.</b>     |         |
| 10. | .314 (230-733) ..                        | Caroline Seitz ..   | 2014-17 |
|     | .314 (174-555) ..                        | Jennifer Nelson ..  | 2000-03 |

## Runs Scored

|     |           |                        |         |
|-----|-----------|------------------------|---------|
| 1.  | 219 ..... | Chelsea Bramlett ..... | 2007-10 |
| 2.  | 218 ..... | Iyhia McMichael .....  | 2001-04 |
| 3.  | 198 ..... | Kellie Wilkerson ..... | 1999-02 |
| 4.  | 191 ..... | Keri McCallum .....    | 1997-00 |
| 5.  | 160 ..... | Courtney Bures .....   | 2005-08 |
| 6.  | 152 ..... | Hayle Guess .....      | 2004-08 |
| 7.  | 144 ..... | Briana Bell .....      | 2008-13 |
| 8.  | 140 ..... | Michelle Gates .....   | 1997-00 |
| 9.  | 129 ..... | Ka'ili Smith .....     | 2009-12 |
| 10. | 127 ..... | Ali Bainbridge .....   | 2008-11 |

## Hits

|     |           |                        |         |
|-----|-----------|------------------------|---------|
| 1.  | 359 ..... | Chelsea Bramlett ..... | 2007-10 |
| 2.  | 319 ..... | Keri McCallum .....    | 1997-00 |
| 3.  | 318 ..... | Kellie Wilkerson ..... | 1999-02 |
| 4.  | 292 ..... | Iyhia McMichael .....  | 2001-04 |
| 5.  | 281 ..... | Courtney Bures .....   | 2005-08 |
| 6.  | 264 ..... | Jenny Hehnke .....     | 1997-00 |
| 7.  | 255 ..... | Michelle Gates .....   | 1997-00 |
| 8.  | 230 ..... | Caroline Seitz .....   | 2014-17 |
| 9.  | 223 ..... | Hayle Guess .....      | 2004-08 |
| 10. | 220 ..... | Ka'ili Smith .....     | 2009-12 |

## Doubles

|     |          |                         |         |
|-----|----------|-------------------------|---------|
| 1.  | 61 ..... | Kellie Wilkerson .....  | 1999-02 |
| 2.  | 55 ..... | Michelle Gates .....    | 1997-00 |
| 3.  | 53 ..... | Caroline Seitz .....    | 2014-17 |
| 4.  | 52 ..... | Courtney Bures .....    | 2005-08 |
| 5.  | 50 ..... | Iyhia McMichael .....   | 2001-04 |
| 43  | .....    | Keri McCallum .....     | 1997-00 |
| 7.  | 41 ..... | Ali Bainbridge .....    | 2008-11 |
| 8.  | 37 ..... | Sam Lenahan .....       | 2011-14 |
| 9.  | 36 ..... | Jennifer Waterman ..... | 2001-04 |
| 10. | 35 ..... | Jenny Hehnke .....      | 1997-00 |

## Triples

|    |          |                         |         |
|----|----------|-------------------------|---------|
| 1. | 38 ..... | Keri McCallum .....     | 1997-00 |
| 2. | 26 ..... | Iyhia McMichael .....   | 2001-04 |
| 3. | 21 ..... | Michelle Gates .....    | 1997-00 |
| 4. | 15 ..... | Courtney Bures .....    | 2005-08 |
| 5. | 14 ..... | Hayle Guess .....       | 2004-08 |
| 6. | 13 ..... | Katie Anne Bailey ..... | 2014-17 |
| 7. | 12 ..... | Nakita Boyce .....      | 2005-08 |
| 8. | 11 ..... | Chelsea Bramlett .....  | 2007-10 |
| 9. | 10 ..... | Kayla Winkfield .....   | 2013-16 |
|    | 10 ..... | Jennifer Nelson .....   | 2000-03 |
|    | 10 ..... | Meg Hartnett .....      | 1983-86 |
|    | 10 ..... | Melanie Morgan .....    | 1983-86 |

## Home Runs

|    |          |                        |         |
|----|----------|------------------------|---------|
| 1. | 44 ..... | Kellie Wilkerson ..... | 1999-02 |
| 2. | 37 ..... | Caroline Seitz .....   | 2014-17 |
|    | 37 ..... | Iyhia McMichael .....  | 2001-04 |
| 4. | 31 ..... | Courtney Bures .....   | 2005-08 |
| 5. | 30 ..... | Sam Lenahan .....      | 2011-14 |

## CAREER RECORDS

|     |                 |                           |                 |
|-----|-----------------|---------------------------|-----------------|
| 6.  | 27 .....        | Jessica Cooley .....      | 2010-13         |
| 7.  | 26 .....        | Briana Bell .....         | 2008-13         |
| 8.  | 20 .....        | Logan Foulks .....        | 2013-14         |
| 9.  | <b>19 .....</b> | <b>Mia Davidson .....</b> | <b>2018-Pr.</b> |
| 10. | 18 .....        | Hayle Guess .....         | 2004-08         |
|     | 18 .....        | Ka'ili Smith .....        | 2009-12         |

## Runs Batted In

|     |           |                         |         |
|-----|-----------|-------------------------|---------|
| 1.  | 193 ..... | Courtney Bures .....    | 2005-08 |
| 2.  | 182 ..... | Iyhia McMichael .....   | 2001-04 |
| 3.  | 175 ..... | Kellie Wilkerson .....  | 1999-02 |
| 4.  | 166 ..... | Caroline Seitz .....    | 2014-17 |
| 5.  | 159 ..... | Michelle Gates .....    | 1997-00 |
| 6.  | 147 ..... | Sam Lenahan .....       | 2011-14 |
| 7.  | 140 ..... | Ka'ili Smith .....      | 2009-12 |
| 8.  | 120 ..... | Jennifer Waterman ..... | 2001-04 |
| 9.  | 119 ..... | Briana Bell .....       | 2008-13 |
| 10. | 111 ..... | Hayle Guess .....       | 2004-08 |

## Hit By Pitch

|     |                 |                        |                 |
|-----|-----------------|------------------------|-----------------|
| 1.  | 55 .....        | Briana Bell .....      | 2008-13         |
| 2.  | <b>36 .....</b> | <b>Sarai Niu .....</b> | <b>2016-Pr.</b> |
|     | 36 .....        | Heidi Shape .....      | 2011-14         |
| 4.  | 33 .....        | Keri McCallum .....    | 1997-00         |
| 5.  | 32 .....        | Julia Echols .....     | 2013-15         |
| 6.  | 28 .....        | Calyn Adams .....      | 2015-18         |
|     | 28 .....        | Courtney Bures .....   | 2005-08         |
| 8.  | 26 .....        | Ali Bainbridge .....   | 2008-11         |
| 9.  | 24 .....        | Sam Lenahan .....      | 2011-14         |
| 10. | 21 .....        | Reggie Harrison .....  | 2017-18         |

## PITCHING

## ERA (min. 150 IP)

|     |            |                                   |         |
|-----|------------|-----------------------------------|---------|
| 1.  | 1.26 ..... | Kim Davis (239.0 IP) .....        | 1985-86 |
| 2.  | 1.57 ..... | Autumn Anderson (529.2 IP) .....  | 1998-99 |
| 3.  | 1.62 ..... | Kellie Wilkerson (208.0 IP) ..... | 1999-02 |
| 4.  | 1.77 ..... | Vicki Bonar (257.0 IP) .....      | 1984-85 |
| 5.  | 1.91 ..... | Michelle Gates (176.0) .....      | 1997-00 |
| 6.  | 1.95 ..... | Alicia Judd (272.2 IP) .....      | 1997-98 |
| 7.  | 1.99 ..... | Jennifer Pursell (454.2 IP) ..... | 2000-01 |
| 8.  | 2.05 ..... | Ragan Blake (259.2 IP) .....      | 2005-06 |
| 9.  | 2.12 ..... | Kelli Miller (454.2 IP) .....     | 2004-07 |
| 10. | 2.38 ..... | Stephanie Comeaux (422.2) .....   | 2004-07 |

## Wins

|     |          |                                 |         |
|-----|----------|---------------------------------|---------|
| 1.  | 59 ..... | Alexis Silkwood (59-45) .....   | 2014-17 |
| 2.  | 55 ..... | Melissa Massey (55-41) .....    | 2002-05 |
| 3.  | 49 ..... | Autumn Anderson (49-26) .....   | 1998-99 |
| 4.  | 45 ..... | Kelli Miller (45-34) .....      | 2004-07 |
| 5.  | 44 ..... | Misty Flesher (44-27) .....     | 2008-12 |
| 6.  | 42 ..... | Jennifer Pursell (42-29) .....  | 2000-01 |
| 7.  | 38 ..... | Holly Ward (38-31) .....        | 2015-18 |
|     | 38 ..... | Stephanie Becker (38-36) .....  | 2010-13 |
|     | 38 ..... | Stephanie Comeaux (38-30) ..... | 2004-07 |
| 10. | 35 ..... | Alison Owen (35-25) .....       | 2013-14 |
|     | 35 ..... | Kelsey Nurnberg (35-26) .....   | 2007-09 |

## Shutouts

|     |          |                        |         |
|-----|----------|------------------------|---------|
| 1.  | 14 ..... | Holly Ward .....       | 2015-18 |
|     | 14 ..... | Melissa Massey .....   | 2002-05 |
|     | 14 ..... | Kelli Miller .....     | 2004-07 |
| 4.  | 13 ..... | Alexis Silkwood .....  | 2014-17 |
|     | 13 ..... | Autumn Anderson .....  | 1998-99 |
| 6.  | 10 ..... | Jennifer Pursell ..... | 2000-01 |
| 7.  | 9 .....  | Alicia Judd .....      | 1997-98 |
| 8.  | 8 .....  | Alison Owen .....      | 2013-14 |
|     | 8 .....  | Kim Davis .....        | 1985-86 |
| 10. | 7 .....  | Cassady Knudsen .....  | 2015-18 |
|     | 7 .....  | Ragan Blake .....      | 2005-06 |
|     | 7 .....  | Kylie Vry .....        | 2010-13 |

## Strikeouts

|     |           |                         |         |
|-----|-----------|-------------------------|---------|
| 1.  | 555 ..... | Alexis Silkwood .....   | 2014-17 |
| 2.  | 473 ..... | Alison Owen .....       | 2013-14 |
| 3.  | 451 ..... | Stephanie Becker .....  | 2010-13 |
| 4.  | 406 ..... | Autumn Anderson .....   | 1998-99 |
| 5.  | 372 ..... | Holly Ward .....        | 2015-18 |
| 6.  | 341 ..... | Melissa Massey .....    | 2002-05 |
| 7.  | 296 ..... | Lindsey Dunlap .....    | 2009-12 |
| 8.  | 290 ..... | Kylie Vry .....         | 2010-13 |
| 9.  | 277 ..... | Cassady Knudsen .....   | 2015-18 |
| 10. | 269 ..... | Stephanie Comeaux ..... | 2004-07 |

## Opponent Batting Average

|     |                   |                             |                 |
|-----|-------------------|-----------------------------|-----------------|
| 1.  | .193 .....        | Alison Owen .....           | 2013-14         |
| 2.  | .195 .....        | Kellie Wilkerson .....      | 1999-02         |
| 3.  | .215 .....        | Autumn Anderson .....       | 1998-99         |
| 4.  | <b>.221 .....</b> | <b>Emily Williams .....</b> | <b>2018-Pr.</b> |
| 5.  | .223 .....        | Cassady Knudsen .....       | 2015-18         |
| 6.  | .229 .....        | Ragan Blake .....           | 2005-06         |
| 7.  | .231 .....        | Holly Ward .....            | 2015-18         |
| 8.  | .234 .....        | Alexis Silkwood .....       | 2014-17         |
| 9.  | .236 .....        | Jennifer Pursell .....      | 2000-01         |
| 10. | <b>.238 .....</b> | <b>Candace Denis .....</b>  | <b>2018-Pr.</b> |
|     | .238 .....        | Lindsey Dunlap .....        | 2009-12         |

## FIELDING

## Putouts

|     |                  |                         |                 |
|-----|------------------|-------------------------|-----------------|
| 1.  | 1,430 ..         | Cheri Smith .....       | 1998-01         |
| 2.  | 1,321 ..         | Sammie Jo Bailey .....  | 2006-09         |
| 3.  | 1,178 ..         | Kate Jaspers .....      | 2001-04         |
| 4.  | 1,085 ..         | Sam Lenahan .....       | 2011-14         |
| 5.  | 950 .....        | Chelsea Bramlett .....  | 2007-10         |
| 6.  | <b>899 .....</b> | <b>Sarai Niu .....</b>  | <b>2016-Pr.</b> |
| 7.  | 835 .....        | Jennifer Waterman ..... | 2001-04         |
| 8.  | 779 .....        | Nichole Henry .....     | 1997-00         |
| 9.  | 778 .....        | Blair Hewett .....      | 2004-07         |
| 10. | 774 .....        | Lindsay Hunley .....    | 2005-08         |

## Assists

|     |           |                        |          |
|-----|-----------|------------------------|----------|
| 1.  | 617 ..... | Courtney Bures .....   | 2005-08  |
| 2.  | 614 ..... | Karrie Rider .....     | 1997-00  |
| 3.  | 549 ..... | Michelle Gates .....   | 1997-00  |
| 4.  | 489 ..... | Jennifer Jessup .....  | 2001-05  |
| 5.  | 462 ..... | Caroline Seitz .....   | 2014-17  |
| 6.  | 444 ..... | Jessie Bailey .....    | 2007-10  |
| 7.  | 418 ..... | Callye Williams .....  | 2003-06  |
| 8.  | 390 ..... | Tanelda McDonald ..... | 2002-05  |
| 9.  | 373 ..... | Jenny Hehnke .....     | 1997-00  |
| 10. | 329 ..... | Ali Bainbridge .....   | 2008-114 |

## Fielding Percentage (min. 150 total chances)

|    |                |                                     |                 |
|----|----------------|-------------------------------------|-----------------|
| 1. | .991 ..        | Lindsay Hunley (774-61-8) .....     | 2005-08         |
| 2. | .988 ..        | Jennifer Waterman (835-95-11) ..... | 2001-04         |
|    | .988 ..        | Kate Jaspers (1178-51-15) .....     | 2001-04         |
|    | .988 ..        | Courtney Nesbit (740-65-10) ..      | 2008-11         |
| 5. | .989 ..        | Morgan Bell (339-11-4) .....        | 2015-18         |
| 6. | .985 ..        | Amanda Ivy (197-6-3) .....          | 2014-17         |
|    | .985 ..        | Ka'ili Smith (617-44-10) .....      | 2009-12         |
| 8. | .983 ..        | Sam Lenahan (1085-180-22) ..        | 2011-14         |
| 9. | <b>.981 ..</b> | <b>Sarai Niu (899-27-18) .....</b>  | <b>2016-Pr.</b> |
|    | .981 ..        | Sammie Jo Bailey (1321-99-27) ..... | 2006-09         |



## VANN STUEDEMAN

### HEAD COACH

***Eighth Season • @MSUVANNtastic***  
***Overall Record: 241-166 • SEC Record: 60-112***

### THE STUEDEMAN FILE

#### PERSONAL

**Hometown:** Vestavia Hills, Alabama

**High School:** Vestavia High School

**Undergraduate:** Huntingdon College, 1994

**Degree:** Bachelor of Accounting

**Graduate:** West Alabama, 1996

**Degree:** M.A. in Elementary Education

#### COACHING CAREER

**Head Coach || Mississippi State || 2011-Present**

Assistant Coach || Alabama || 2000-2011

Head Coach || East Limestone High School || 1999-2000

Assistant Coach || Alabama-Huntsville || 1997-99

Graduate Assistant || West Alabama || 1995-96

#### MISSISSIPPI STATE COACHING HIGHLIGHTS

- Six NCAA Regional appearances (2012-15; 2017-18)
- Three National Pro Fastpitch Draft selections
- 2013 Easton Team of the Year
- One Easton All-America selection (Sam Lenahan, 2013)
- One Top 10 finalist for Schutt Sports/NFCA Freshman of the Year (Mia Davidson, 2018)
- Two USA Softball National Players of the Week
- One Louisville Slugger NFCA Player of the Week (Caroline Seitz; 4/18/17)
- Fourteen NFCA All-South Region honorees
- One SEC Freshman of the Year (Mia Davidson, 2018)
- Two All-SEC selections (Carolina Seitz, 2017; Mia Davidson 2018)
- One All-SEC Defensive Team honoree (Amanda Ivy, 2017)
- Four All-SEC Freshmen Team selections
- Seven SEC Pitchers of the Week
- Three SEC Players of the Week
- 84 SEC Spring Academic Honor Roll selections
- 29 SEC First-Year Academic Honor Roll picks

Since being hired as the Mississippi State softball head coach on Thursday, June 23, 2011, Vann Stuedeman has invigorated the Bulldog program. In seven seasons, the Vestavia Hills, Ala., native has led the squad to six NCAA Tournament appearances and 33 or more wins in six of her seven campaigns.

In her most recent season, Stuedeman led the Bulldogs back to postseason contention for the second consecutive season, as State reeled off 38 wins and made their way to the Tucson Regional, marking a sixth NCAA Tournament appearance in the last seven years and the 14th in school history. That stretch mark the best since going seven out of eight years from 2002-09.

In a season that was marked with off the field battles, including the inspirational story of Alex Wilcox's battle with ovarian cancer, Stuedeman rallied the 2018 squad to reach new heights and take down records that had stood for decades. With a 1-0 shutout over sixth-seeded Texas A&M on May 9, 2018, Stuedeman and the Bulldogs earned the program first SEC Tournament game since 2005. State's postseason success continued Tucson Regional as MSU advanced to a regional final for the first since 2005.

Stuedeman closed her seventh season at the helm with 241 career wins, surpassing Kathy Arendsen for the second most wins by a MSU head coach. At season's end, MSU had drawn two of the program's top 15 largest crowds in school history during the 2018 campaign, including 1,562 fans packing Nusz Park to witness the Bulldogs take on No. 5 Florida over Super Bulldog Weekend, which ranked as the third-highest crowd in program history. That gives Stuedeman 12 of the program's top 15 crowds during her seven years at the helm, including the top four crowds.

The debut of SEC Freshman on the Year Mia Davidson in the Maroon and White was one of the biggest individual highlights of the 2018 season. Davidson, an All-SEC First Team honoree, not only set MSU's freshman homerun record but broke the single-season home run record, closing the inaugural season with 19. Davidson was the first Bulldog to win Freshman of the Year since two-time All-American Courtney Bures brought home the honor in 2005.

Also named NFCA All-South Region Second Team, Davidson exploded on the scene and ranked as one of the best sluggers in the nation and finished as one of the top 10 finalists for Schutt Sports/NFCA National Freshman of the Year. Davidson ended her debut season leading the Bulldogs in nine offensive categories and ranked in the top 25 nationally in home runs per game (25th – 0.31), slugging percentage (23rd – 0.762), total bases (11th – 144) and home runs (11th – 19).

From the circle, the Bulldogs were led by senior Holly Ward, who turned in a record-breaking performance in her final season at State. From opening the season with just the program's second perfect game in program history to leading the Bulldogs with a single-season record of nine shutouts, Ward rewrote the record book as the anchor of the Bulldog staff. She closed the season with a 1.43 earned run average, which ranked 23rd in the country, while her nine shutouts finished 17th nationally en route to NFCA All-South Region Second Team honors.

Rounding out the individual honors was shortstop Reggie Harrison, who's defensive play in one of the toughest spots in the infield helped earn her NFCA All-South Region Third team accolades.

Last season, the Bulldogs found tremendous success in the SEC, which sent every team to the NCAA Tournament in 2017, the most ever sent by one conference. Under Stuedeman's leadership, the Dogs reeled off four SEC series wins in the last five weekends, including defeating No. 16 Kentucky, No. 19 Georgia and No. 24 Arkansas. MSU's four SEC series wins were the most since 2012, Stuedeman's first year with the Maroon and White, while its nine ranked wins tied for the most in school history (2004). She also became the only coach in school history to record at least one ranked win in every season of their tenure.

One of the many highlights of the 2017 campaign came from Feb. 17 – March 10, as the Bulldogs reeled off 16-straight victories to tie a school record. That record was first set in 2006, from Feb. 10 – March 3. Along with one of the most impressive winning streaks in school history was the continued success of drawing fans to one of the best collegiate softball parks in all of America. A total of 2,946 fans made their way to Nusz Park for MSU's first home weekend of SEC play, marking the largest such crowd in school history. State also drew 1,413 for the Saturday game against South Carolina for 2017 Super Bulldog Weekend, marking the third-largest SBW crowd in school history.

Individually, the Bulldogs had a number of standouts that led them back to the postseason, led by All-SEC First Team honoree Caroline Seitz. Seitz capped her career with the Maroon and White by becoming the 19th in school history





and first since Chelsea Bramlett in 2010 to earn the honor. The Birmingham, Ala., native, who also was named NFCA All-South Region Second Team, blew up in the second half of the conference season. After struggling to start, Stuedeman's star third baseman tore through the SEC slate, finishing the year leading the conference with seven home runs, 28 RBI, a .724 slugging percentage and 55 total bases, while finishing top 10 with a .368 clip, 28 hits and six doubles. Her hot streak began during MSU's road series win at No. 19 Georgia, where she went 7-for-10 (.700) with 14 RBI, four home runs (two grand slams), four runs scored, a scorching 1.900 slugging percentage and a .667 OBP. She became the first player in school history to hit four home runs in an SEC weekend series and the first to hit a grand slam in back-to-back games.

For her efforts, Seitz was named SEC, Louisville Slugger NFCA and USA Softball Player of the Week honors. She became the second player in school history to win all three in the same week, joining former Bulldog All-American Iyhia McMichael (2004).

From the circle, the Dogs were led by senior Alexis Silkwood, who finished her career as MSU's all-time leader in wins (59), strikeouts (552), complete games (50), innings pitched (665.0) and appearances (145). The NFCA All-South Region Second Team honoree became the first Bulldog in history to record 600-plus innings pitched and 500-plus strikeouts for her career. She also finished her career second in starts (96), third in saves (9) and tied for third in shutouts (13). Along with her 15 wins and 108 strikeouts, Stuedeman helped Silkwood become one of the nation's top closers in 2017, as she recorded five saves (1st in SEC, 8th in NCAA). Her five saves tied her for sixth on the MSU single-season list.

Silkwood also became the 13th Bulldog in school history to reach the pro level, as she was selected in the fifth round (24th pick) by the Akron Racers in the 2017 NPF Draft. She is the third Bulldog to be selected in the NPF Draft since Stuedeman arrived in 2012, joining Alison Owen (2014) and Kayla Winkfield (2016).

Rounding out the individual honors was center fielder Amanda Ivy, who reeled off one highlight play after another in the outfield to earn All-SEC Defensive Team honors.

Stuedeman's fifth season at the helm saw the Bulldogs capture 26 total wins and climb as high as 23rd in the ESPN.com/USA Softball Top 25. Stuedeman's club took on the third-toughest schedule in the nation, which featured five of its eight conference series coming against 2015 Women's College World Series participants, while two others came against 2015 NCAA Super Regional participants. They played a total of 23 games against Top 5 opponents and 16 against 2015 WCWS teams. Despite some struggles, the team still showcased extreme grit and toughness while playing in the toughest conference in the NCAA, as the SEC finished 2016 with the highest RPI among conference teams. With a total of 10 come-from-behind victories, Stuedeman maintains a reputation of fielding programs that fight until the final out. On her career, Stuedeman has 60 comeback victories. Her squads also continued to dominate late in games, as MSU finished 2016 with a 19-3 record when leading after five innings and a 19-2 mark when up after six. Stuedeman's teams have been nearly flawless when holding the lead late in games, going 109-8 after five and 101-6 after six for her career.

Behind the play of senior Kayla Winkfield, a 2016 NPF draftee who led the SEC and stood ninth in the NCAA with six triples, the Bulldogs' offense churned out 0.21 triples per game, finishing fourth in the SEC. The 2016 Bulldogs tallied 15 sacrifice flies, which tied for fourth-most in program history. They also held true to the "We Don't Move" mantra brought by the coaching staff, tallying 60 hit by pitches, which is third in the school record books.

Success continued for Stuedeman's pitching staff in 2016, as State tallied 305 strikeouts. The total finished fifth in school history, as did MSU's 5.41 strikeouts per seven innings average.

In 2015, Stuedeman led MSU to its fourth-straight NCAA Tournament appearance with 36 wins,

marking just the second time in program history that had been accomplished (2002-05).

The Bulldogs carried a never-say-die attitude with them in 2015 as they recorded 15 come-from-behind wins to give Stuedeman a total of 50 comeback wins over her first four seasons in Starkville. Three Bulldogs were named to the NFCA All-South Region team in 2015, tying a season-best in the Stuedeman era that was set in 2013.

Alexis Silkwood tallied SEC Pitcher of the Week honors in back-to-back weeks (March 30 and April 6). The two SEC Pitcher of the Week awards marked the third-straight year with such an honoree, the longest stretch for the program since 2001-04.

Prior to Stuedeman taking over the program in 2012, MSU had seven total SEC Pitcher of the Week honors. In the five-year Stuedeman era, the Bulldogs have won seven. The 2014 Bulldogs' four total SEC weekly honors are tied with the 2008 and 2004 squads for the second most in program history.

Stuedeman's 2014 edition really took off, earning a program third-best 39 victories and an MSU second-best eight wins against ranked opponents. The Bulldogs made three-straight NCAA trips for the first time since 2007-09 and had three consecutive 30-win seasons for the first time since 1998-2008. Included in the spring of 2014's 39 victories were three-straight victories against top-five clubs with back-to-back wins against No. 3/2 Alabama on April 12-13 and a 2-0 triumph at No. 4/4 Tennessee on April 18. It was the first time the Bulldogs had won three consecutive games against ranked foes since taking seven straight from April 9-May 13, 2004, and the first time ever winning three straight against top-five opponents.

During the campaign, Stuedeman guided her squad to four wins versus top-five opponents in the National Fastpitch Coaches Association (NFCA) poll. Entering the year, the Bulldogs had won five games in program history versus top-five opponents.

Stuedeman's 2014 team also earned three-straight



Southeastern Conference series wins for the first time since April 6-21, 2012. The club started off on fire, winning 15-straight games, one game shy of the longest season-opening victory streak in program history.

Individually, Stuedeman helped Caroline Seitz to selections as a Top 25 Finalist for the inaugural NFCA Freshman of the Year Award and NFCA All-South Region First Team honors. Seitz became the sixth freshman in program history to earn all-region honors, the initial under Stuedeman and the first since Ka'ili Smith in 2009.

Seitz was joined by Alexis Silkwood on the SEC All-Freshman Team. The two selections are tied for the most in a year in MSU history.

Silkwood used Stuedeman's guidance in the pitching circle to turn in one of the most successful rookie campaigns in program history. Silkwood set the MSU freshman record for strikeouts in a season with 167 and set the rookie single-game record with 13 whiffs against Texas Southern in the NCAA Tournament. Following two impressive outings at No. 4/4 Tennessee, Silkwood was named the April 21 SEC Pitcher of the Week as well as the Feb. 17 and March 3 SEC Freshman of the Week. Alison Owen was also tabbed as the April 14 SEC Pitcher of the Week.

After becoming the winningest first-year head coach in school history (.579/33-24 record) in 2012, Stuedeman followed up with another 33-24 campaign and a second-straight NCAA Tournament bid in 2013. The 2013 Bulldogs were named an Easton Team of the Year, joining Women's College World Series participants Florida and Texas.

During 2013, Owen's first year on the active roster, she became the first pitcher in school history to receive SEC Pitcher of the Week honors in consecutive weeks, earning the nods on Feb. 25 and March 4. Owen established the single-game Mississippi State record for strikeouts with 16 against SIU-Edwardsville on Feb. 24 and was selected as the March 5 CollegeSportsMadness.com National Pitcher of the Week.

Stuedeman guided the pitching staff to a pair of no-hitters in 2013, the most by the program in a year since tossing four in 2006.

Offensively, Stuedeman's aggressive approach helped the team tie the program record for stolen bases per game with 2.00 and total the second-most swipes in a campaign in MSU history with 114. The approach at the plate translated into a program-record 51 home runs, besting the previous mark by four.

Stuedeman helped Owen earn a spot on the NFCA All-South Region Second Team at the end of the year. Owen was joined on the squad by Logan Foulks and Sam Lenahan. It was only the fourth time in program history having three or more selections.

The pitching development and philosophies Stuedeman brought from the University of Alabama, where she was known as a pitching genius in 11 years as the Crimson Tide pitching coach, paid huge dividends during her initial season. She took a school record-high 4.90 earned-run average from 2011 and with the same group of five pitchers, cut the ERA to 2.88 in 2012. Stuedeman also helped the pitching staff improve from 2011 to 2012 in: wins (24 to 33), complete games (12 to 20), no-hitters (zero to one), hits allowed (435 to 310), runs allowed (313 to 194), strikeouts (242 to 358), home runs allowed (50 to 27) and opponent batting average (.300 to .224).

Individually, Stuedeman coached Stephanie Becker to a career year. Against eventual Women's College World Series participant South Florida, Stuedeman called her 24th career no-hitter. Later in the year, Becker became the first Bulldog pitcher since Stephanie Comeaux in 2006 to be named SEC Pitcher of the Week after picking up three conference victories in a series sweep versus Kentucky. Stuedeman also focused heavily on improving the defense. She succeeded, increasing the Bulldogs' fielding percentage from 2011 to 2012 by nine points (.954 to .963). Her staff gave up 154 earned runs in 2012, almost 100 fewer than the previous spring.

In 2012, Stuedeman took MSU to its first NCAA Tournament since 2009, she became one of only two first-time head coaches to make the field of 64. With 33 overall wins, Stuedeman guided MSU to its first 30-win season since 2008, despite having the fourth-toughest strength of schedule in the nation. Fully buying into Stuedeman's system paid dividends at the end of the year, when the Bulldogs won 14 of their last 20 contests, including a 12-game winning streak from April 10 - May 4, 2012.

Prior to the NCAA Tournament, Stuedeman led the Bulldogs to their 12th Southeastern Conference Tournament berth with 12 SEC wins, the most for MSU since 2008. For the first time since 2001, MSU swept back-to-back three-game

series and won six consecutive conference games.

Outside the SEC, Stuedeman was dominant. Mississippi State won 21 non-conference games and recorded 13-straight non-conference triumphs. It was the longest streak since a school-record 16-consecutive contests to begin the 2006 season.

On the road, the 2012 Bulldogs broke the school record for true road wins in a season with number 13 coming at Auburn on May 4, 2012. The eight SEC road wins were the most for the Bulldogs since eight in 2001.

Within Mississippi, Stuedeman has shined brightest. Stuedeman has only dropped two games to in-state foes during her tenure, while winning seven of her nine meetings with Ole Miss.

One of the key principles under Stuedeman has been having success in the late innings. The 2012 club outscored opponents 64-31 after the fifth. State went 9-7 in one-run games, its best winning percentage in one-run games since 2002. The Bulldogs were unbeaten when leading late during the year, finishing 21-0 when ahead after the fifth inning.

Offensively in her first year, Stuedeman oversaw a lineup that set a then-school record for single-season walks (202), while finishing in the top 10 in runs, home runs, slugging percentage and stolen bases. Stuedeman coached MSU's first SEC Player of the Week since 2010, two SEC Players of the Week in the same season for the first time since 2004 and MSU's second National Player of the Week.

Prior to her arrival in Starkville, Stuedeman helped Alabama claim three SEC regular-season titles en route to reaching the Women's College World Series six times.

As an assistant coach since 2001, Stuedeman helped the Crimson Tide go 579-150 from 2000-11 (.794), including a sparkling 243-70 record inside the SEC. Stuedeman anchored a staff that had an ERA under 2.00 in eight of her 11 campaigns, struck out an average of 485 batters per season and held opponents scoreless in 221 games. The 2011 staff led the SEC in ERA, giving Stuedeman's staff a top-20 ERA nationally in five of the previous six seasons before she left Alabama.

Stuedeman coached six All-American pitchers with 11 All-America and All-SEC honors while in Tuscaloosa. Under her instruction, Tide pitchers registered 23 no-hitters, including three perfect games. Three times Stuedeman coached the SEC Pitcher of the Year, while racking up 19 SEC Pitcher of the Week honors. She also coached two SEC Freshman of the Year and one SEC Tournament Most Valuable Player.

In 2011, Stuedeman tutored the pitching staff to a 1.69 ERA, a 53-10 record and third-place finish at the Women's College World Series. The staff included a pair of All-American pitchers in Kelsi Dunne and Jackie Traina. Dunne, a volunteer assistant coach at Mississippi State in 2012, capped her career with a 29-5 record and a 1.42 ERA. The right-hander struck out 331 batters and held opponents to a school-record .146 average. Dunne also tossed three no-hitters and posted 11 shutouts. Traina went 19-5 with a 1.70 ERA, adding 190 strikeouts in 156.1 innings with two no-hitters, three shutouts and four saves.

Prior to joining Alabama, Stuedeman coached at West Alabama, Alabama-Huntsville and East Limestone High School. The Birmingham, Ala., area native graduated in 1994 from Huntingdon College, where she helped the Hawks to two third-place finishes at the national tournament (1992 and 1994). The 1994 All-American was inducted into her alma mater's Hall of Fame on Oct. 8, 2011. Stuedeman served as a graduate assistant at the University of West Alabama from 1995-96 while earning her master's degree in elementary education, helping lead the team to the Gulf South Conference championship in 1995 while the team's head coach was away from the team on maternity leave. The championship and winning season was the first in the '90s for the West Alabama program.

After spending two seasons at UWA, Stuedeman went to the University of Alabama-Huntsville for three years as an assistant for her sister, Les Stuedeman, and worked with pitchers and outfielders. During her stint, the UAH pitching staff ranked in the top five in Division II in ERA. She helped lead the program to two Gulf South Conference championships, three NCAA Regional appearances and a trip to the 1999 Division II National Tournament. She was also part of the staff that was named South Region Coaching Staff of the Year in 1999.

She then accepted the head coaching position at East Limestone High School, in Athens, Ala., where she led the team to its first winning season since 1994.


**STUEDEMAN'S LAST 18 YEARS AS A COLLEGIATE COACH**

| Year          | Record         | Winning %   | SEC            | Winning %   | Finish                                       | NCAA Tournament                         |
|---------------|----------------|-------------|----------------|-------------|--|---|
| 2001          | 50-11          | .820        | 24-6           | .800        | 2nd  | 2-2 at Regional                         |
| 2002          | 46-21          | .687        | 22-8           | .733        | 2nd  | 0-2 at Regional                         |
| 2003          | 49-21          | .700        | 22-8           | .733        | 2nd  | 4-0 at Regional, 0-2 at WCWS            |
| 2004          | 45-20          | .692        | 18-12          | .600        | 5th  | 3-2 at Regional                         |
| 2005          | 63-15          | .808        | 23-7           | .767        | 2nd  | 3-0 at Regional, 2-0 at SR, 1-2 at WCWS |
| 2006          | 54-11          | .831        | 25-4           | .862        | 1st  | 3-0 at Regional, 2-0 at SR, 0-2 at WCWS |
| 2007          | 55-10          | .846        | 21-6           | .778        | 3rd  | 4-1 at Regional, 0-2 at SR              |
| 2008          | 58-8           | .879        | 25-3           | .893        | 2nd  | 3-0 at Regional, 2-0 at SR, 2-2 at WCWS |
| 2009          | 54-11          | .831        | 21-6           | .778        | 2nd  | 3-0 at Regional, 2-0 at SR, 2-2 at WCWS |
| 2010          | 52-11          | .825        | 23-4           | .852        | 1st  | 3-0 at Regional, 1-2 at SR              |
| 2011          | 53-11          | .828        | 19-6           | .760        | 1st  | 3-0 at Regional, 2-1 at SR, 2-2 at WCWS |
| 2012          | 33-24          | .579        | 12-16          | .429        | T-7th  | 0-2 at Regional                         |
| 2013          | 33-24          | .579        | 8-16           | .333        | 5th  | 1-2 at Regional                         |
| 2014          | 39-21          | .650        | 10-14          | .417        | 10th   | 1-2 at Regional                         |
| 2015          | 36-21          | .632        | 10-14          | .417        | 10th   | 1-2 at Regional                         |
| 2016          | 26-31          | .456        | 3-21           | .125        | 12th   | N/A                                     |
| 2017          | 36-22          | .621        | 10-14          | .417        | 9th  | 0-2 at Regional                         |
| 2018          | 38-23          | .623        | 7-17           | .292        | 11th   | 2-2 at Regional                         |
| <b>TOTALS</b> | <b>820-316</b> | <b>.722</b> | <b>281-166</b> | <b>.629</b> | <b>17 Appearances (6 WCWS), 54-36 (.600)</b> |   |

**NFCA ALL-AMERICA PITCHERS UNDER STUEDEMAN**

| Name                | Year | Team   | W-L  | ERA  | K   |
|---------------------|------|--------|------|------|-----|
| Shelley Laird       | 2001 | Second | 32-7 | 1.06 | 242 |
| Stephanie VanBrakle | 2005 | Second | 34-7 | 1.34 | 341 |
| Stephanie VanBrakle | 2006 | Second | 28-6 | 1.19 | 345 |
| Chrissy Owens       | 2007 | Third  | 24-5 | 1.30 | 144 |
| Kelsi Dunne         | 2008 | Third  | 26-6 | 1.44 | 275 |
| Charlotte Morgan    | 2008 | First  | 18-2 | 1.27 | 69  |
| Kelsi Dunne         | 2009 | First  | 28-5 | 1.63 | 258 |
| Charlotte Morgan    | 2009 | First  | 18-6 | 1.80 | 124 |
| Kelsi Dunne         | 2010 | Third  | 30-6 | 1.97 | 355 |
| Kelsi Dunne         | 2011 | First  | 29-5 | 1.42 | 331 |
| Jackie Traina       | 2011 | First  | 19-5 | 1.70 | 190 |

**MISSISSIPPI STATE CAREER COACHING RECORDS**

| <u>COACH</u>          | <u>TENURE</u>       | <u>SEASONS</u> | <u>W-L</u>     | <u>PCT.</u> | <u>SEC</u>    | <u>PCT.</u> |
|-----------------------|---------------------|----------------|----------------|-------------|---------------|-------------|
| Lynn Keiser           | 1982-83             | 2              | 8-31           | .205        | --            | --          |
| Vivian Langley        | 1984-86             | 3              | 66-45          | .595        | --            | --          |
| Kathy Arendsen        | 1997-2002           | 6              | 219-161        | .576        | 90-83         | .520        |
| Jay Miller            | 2003-11             | 9              | 295-252        | .539        | 103-152       | .404        |
| <b>Vann Stuedeman</b> | <b>2012-Present</b> | <b>7</b>       | <b>241-166</b> | <b>.592</b> | <b>60-112</b> | <b>.349</b> |



## STUEDEMAN'S CAREER CAPSULE

| Year | Record | SEC Record | SEC Finish | Accomplishments   |
|------|--------|------------|------------|---|
| 2018 | 38-23  | 7-17       | 11th       | Reached postseason contention for the second straight season with the program's sixth NCAA Tournament appearance in the last seven years; Closed the season ranked 23rd nationally in final the USA Today/NFCA Coaches Poll; Earned 38 wins and earned SEC series wins over Missouri and Ole Miss; Played 24 contests over ranked opponents and earned six victories; Earned a total of seven SEC victories to finish 11th in the league; Knocked off sixth-seeded Texas A&M, 1-0, in the first round of the SEC Tournament for the program's first SEC Tournament victory since 2005; Finished the season ranked 21st in the RPI; Finished 22nd nationally with a 2.06 earned run average; Set single-season record with 19 shutouts as a team as Holly Ward set the individual single-season record with nine; Mia Davidson earned All-SEC First Team honors, becoming the 20th student-athlete in school history to win the laurel; Davidson was named SEC Freshman of the Year to be the first Bulldog since 2005 to bring home the honor; Davidson set MSU's freshman and single-season record with 19 home runs over the 2018 season to rank 11th nationally in the category; Davidson, Ward and Reggie Harrison earned NFCA All-South Region Team honors.  |
| 2017 | 36-33  | 10-14      | 9th        | Returned to postseason contention with fifth NCAA Tournament appearance in the last six years; Earned 36 wins and earned four SEC series wins over the last five weekends, including defeating No. 16 Kentucky, No. 19 Georgia and No. 24 Arkansas; It was the most SEC series wins since 2012; Played 26 ranked opponents and earned nine wins; The nine wins over ranked opponents ties for the most in school history; Earned a total of 10 SEC victories to finish ninth in the league, its highest finish under Coach Studeman; Reeled off 16 straight wins to tie the school record that was set in 2006; Set an attendance record with 2,946 fans over MSU's SEC opening weekend; Finished the season ranked 33rd in the RPI; Finished 28th nationally with a 2.15 ERA; Senior Alexis Silkwood became the 13th Bulldog in program history to be taken in the NPF Draft, going to the Akron Racers as the 24th pick; Silkwood left MSU as the career leader in wins, strikeouts, complete games, innings pitched and appearances; She led the SEC and ranked eighth nationally with five saves; Caroline Seitz earned All-SEC First Team honors, becoming the 19th student-athlete in school history and the first since 2010 to win the laurel; Seitz earned SEC, Louisville Slugger NFCA and USA Softball Player of the Week honors on April 18 to become the second player in school history and the first since 2004 to win all three honors in the same week; Amanda Ivy was honored with SEC All-Defensive Team accolades; Seitz and Silkwood both earned NFCA All-South Region Second Team honors. |
| 2016 | 26-31  | 3-21       | 12th       | Earned 26 total wins while taking on the third-toughest schedule in the nation, as five of their eight SEC series came against teams that participated in the 2015 Women's College World Series; Finished the season ranked 39th in the RPI; Played 23 contests against Top 25 opponents; Earned three victories against Top 25 opponents, including wins against No. 3 Auburn and No. 11 LSU, both who went on to play in the 2016 WCWS; Program finished fourth in the SEC and 53rd nationally with 0.21 triples per game; Senior Kayla Winkfield became the 12th Bulldog in program history to be taken in the NPF Draft, going to the Pennsylvania Rebellion with the 35th pick; Winkfield also finished the season leading the SEC and standing sixth in the nation with six triples; Sophomore Sarai Niu topped the SEC and stood 11th nationally with 0.40 hit by pitches per game.  |
| 2015 | 36-21  | 10-14      | 10th       | Produced a fourth-straight bid to the NCAA Tournament, tied for the second longest stretch since 2002-05; In Program history, MSU has appeared in 12 NCAA Tournaments in 16 seasons, the third most in the SEC; Recorded 36 wins, tied for the top five in program history; faced 22 ranked opponents with 8 wins, including a win over the number one ranked team, LSU; Claimed a new program attendance record; Set the school record for batting average with .318( 460-1448); owns the top spot in program history for home runs with 52; set the record for slugging percentage with .503; shattered program history for on-base percentage with .416; Caroline Seitz placed third in program history for slugging percentage with .614; Alexis Silkwood was named SEC Pitcher of the Week two times; Julia Echols was named to the Capital One Academic All- America; Julia Echols, Alexis Silkwood and Mackenzie Toler were all named to the South All- Region Team.   |
| 2014 | 39-21  | 10-14      | 10th       | Qualified for third-straight NCAA Tournament, the longest streak for the program since 2007-09; earned NCAA Tournament win for second-straight year with triumph over Texas Southern; 39 victories tied for the third most in program history; claimed eight wins versus ranked opponents, tied for the second most in a year; started the year with a 15-game winning streak, second-longest year-opening stretch in program history; Caroline Seitz and Alexis Silkwood were named to the SEC All-Freshman Team; Seitz was a Top 25 Finalist for the inaugural NFCA Freshman of the Year Award; Seitz selected as an NFCA All-South First Team member, the sixth freshman in program history to receive all-region accolades; Bulldogs received four SEC weekly honors, tied with the 2008 and 2004 squads for the second most in program history.  |
| 2013 | 33-24  | 8-16       | 11th       | Earned first NCAA Tournament win since 2008 with 2-1 victory against Mississippi Valley State; recorded consecutive years of 30 or more wins for the first time since 1998-2008; named one of three Easton Teams of the Year, joining Women's College World Series participants Florida and Texas; Sam Lenahan named Easton Second Team All-American, becoming the first Bulldog with Easton All-America accolades since 2001; Logan Foulks, Lenahan and Alison Owen receive National Fastpitch Coaches Association All-South Region Second Team honors, the most selections on the team since 2009; Owen named the College Sports Madness National Pitcher of the Week for March 5, becoming the third player in program history to earn a national weekly honor.  |
| 2012 | 33-24  | 12-16      | 8th        | Took MSU to first NCAA Tournament appearance since 2009; first 30-win season for the Bulldogs since 2008; swept back-to-back three-game series (at Ole Miss and versus Kentucky) for the first time since March of 2011; won 13-straight non-conference games, the longest such streak since 16 in 2006; Jessica Cooley named SEC Player of the Week on March 5, the first Bulldog to receive the honor since 2010; Stephanie Becker threw the 13th no-hitter in program history on Feb. 24; Ka'ili Smith and Sam Lenahan earned NFCA All-South Region First Team selections.   |





**SAMANTHA  
RICKETTS**  
ASSOCIATE HEAD  
COACH

*Fifth Season • @Coach\_Ricketts*

### THE RICKETTS FILE

#### PERSONAL

**Hometown:** San Jose, California  
**High School:** Archbishop Mitty High School  
**Undergraduate:** Oklahoma, 2009  
**Degree:** Bachelor of Sociology  
**Graduate:** Oklahoma, 2011  
**Degree:** M.A. in Adult Higher Education

#### COACHING CAREER

**Associate Head Coach || Mississippi State || 2018-Present**  
**Assistant Coach || Mississippi State || 2015-2018**  
**Assistant Coach || Wichita State || 2012-14**  
**Graduate Assistant || Oklahoma || 2009-11**

#### MISSISSIPPI STATE COACHING HIGHLIGHTS

- Three NCAA Regional appearances (2015, 2017-18)
- Eight NFCA All-South Region selections
- One Top 10 finalist for Schutt Sports/NFCA Freshman of the Year (Mia Davidson, 2018)
- One SEC Freshman of the Year (Mia Davidson, 2018)
- Two All-SEC First Team honorees (Caroline Seitz, 2017; Mia Davidson, 2018)
- One SEC All-Defensive Team selection (Amanda Ivy, 2017)
- 46 SEC Spring Honor Roll selections
- 23 SEC First-Year Honor Roll picks

#### WICHITA STATE / OKLAHOMA COACHING HIGHLIGHTS

- 2011 Women's College World Series appearance (Oklahoma)
- 2011 Big 12 Tournament Champions (Oklahoma)
- 2010 NCAA Regional Champions (Oklahoma)
- Six All-American selections (Oklahoma)
- Helped Wichita State reach the 2014 NCAA Regional, first in school history
- A member of the 2014 Missouri Valley Conference Coaching Staff of the Year
- Nine NFCA All-Region selections (Oklahoma - 7; Wichita State -2)



**TYLER  
BRATTON**  
ASSISTANT COACH

*Sixth Season • @CoachTbratt*

### THE BRATTON FILE

#### PERSONAL

**Hometown:** West Point, Mississippi  
**High School:** Oak Hill Academy  
**Undergraduate:** Mississippi State, 2007  
**Degree:** Bachelor of Secondary Education  
**Graduate:** Mississippi State, 2009  
**Degree:** M.S. in Sports Administration

#### COACHING CAREER

**Assistant Coach || Mississippi State || 2014-Present**  
**Director of Operations || Mississippi State Baseball || 2009-13**  
**Student Assistant Coach || Mississippi State Baseball || 2008**

#### MISSISSIPPI STATE COACHING HIGHLIGHTS

- Four NCAA Regional appearances (2014-15; 2017-18)
- Nine NFCA All-South Region selections
- One Top 10 finalist for Schutt Sports/NFCA Freshman of the Year (Mia Davidson, 2018)
- One SEC Freshman of the Year (Mia Davidson, 2018)
- One SEC All-Defense Team honoree (Amanda Ivy, 2017)
- Two All-SEC First Team picks (Caroline Seitz, 2017; Mia Davidson, 2018)
- Three All-SEC Freshmen Team honorees
- 59 SEC Spring Honor Roll selections
- 26 SEC First-Year Honor Roll selections

#### MISSISSIPPI STATE BASEBALL COACHING HIGHLIGHTS

- 2013 College World Series Championship runner-up
- 2013 SEC Tournament Champions
- Three NCAA Regional appearances (2011-13)
- Six All-America selections
- Three Freshman All-America selections
- Four NBCA All-Region honorees
- 21 MLB Draft picks
- Five All-SEC honorees



# BEVIA ROBINSON

## UTILITY

5-3 • L/R • Sr. • 2L  
Harvest, Alabama  
(Pensacola State University)

00

### HIGHLIGHTS AND NOTABLES

- 2018 Spring SEC Honor Roll member
- Started 57 contests over junior season, splitting time at third base and the outfield
- Tallied 11 multi-hit and three multi-RBI contests over her junior campaign
- Tied for the team lead with four triples last season
- Majoring in criminology

### ROBINSON'S CAREER HIGHS

At-Bats: 6, 2x, last vs. Kentucky (May 7, 2017)  
Runs: 3, vs. Oklahoma State (Feb. 23, 2018)  
Hits: 3, 6x, last at South Carolina (April 27, 2018)  
RBI: 2, 4x, last at Samford (March 13, 2018)  
Doubles: 1, 4x, last vs. South Alabama (Feb. 17, 2018)  
Triples: 1, 6x, last vs. Saint Francis (May 19, 2018)  
Walks: 3, at Georgia (April 15, 2017)  
Stolen Bases: 3, at Alabama State (March 27, 2018)  
Putouts: 7 vs. Kentucky (May 7, 2017)  
Assists: 5, twice, last vs. Sam Houston State (March 4, 2018)  
Hitting Streak: 9 games (April 18, 2017 at Alcorn State to May 6, 2017 vs. Kentucky)

| Multiple-Hit Games |           |          |          |          |           | Multiple-RBI Games |          |          |          |          |          |
|--------------------|-----------|----------|----------|----------|-----------|--------------------|----------|----------|----------|----------|----------|
| 2                  | 3         | 4        | 5+       | Total    |           | 2                  | 3        | 4        | 5+       | Total    |          |
| 2018:              | 8         | 3        | -        | -        | 11        | 2018:              | 3        | -        | -        | -        | 3        |
| 2017:              | 14        | 3        | 0        | 0        | 17        | 2017:              | 1        | 0        | 0        | 0        | 1        |
| <b>Total</b>       | <b>22</b> | <b>6</b> | <b>0</b> | <b>0</b> | <b>17</b> | <b>Total</b>       | <b>3</b> | <b>0</b> | <b>0</b> | <b>0</b> | <b>3</b> |

### ROBINSON'S CAREER HITTING STATS

| YEAR          | AVG         | GP-GS          | AB         | R         | H         | 2B       | 3B       | HR       | RBI       | TB         | SLG%        | BB        | HBP      | SO        | OB%         | SF       | SH       | SB-ATT       |
|---------------|-------------|----------------|------------|-----------|-----------|----------|----------|----------|-----------|------------|-------------|-----------|----------|-----------|-------------|----------|----------|--------------|
| 2017          | .326        | 57-54          | 172        | 41        | 36        | 3        | 2        | 0        | 11        | 63         | .366        | 22        | 0        | 21        | .400        | 1        | 4        | 30-33        |
| 2018          | .275        | 57-57          | 149        | 26        | 41        | 1        | 4        | 1        | 12        | 53         | .356        | 6         | 0        | 12        | .301        | 1        | 2        | 12-13        |
| <b>CAREER</b> | <b>.302</b> | <b>114-111</b> | <b>321</b> | <b>67</b> | <b>97</b> | <b>4</b> | <b>6</b> | <b>1</b> | <b>23</b> | <b>116</b> | <b>.361</b> | <b>28</b> | <b>0</b> | <b>33</b> | <b>.356</b> | <b>2</b> | <b>6</b> | <b>42-46</b> |

### ROBINSON'S CAREER FIELDING STATS

| YEAR          | FLD%        | GP-GS          | PO         | A          | E         |
|---------------|-------------|----------------|------------|------------|-----------|
| 2017          | .937        | 57-54          | 67         | 37         | 7         |
| 2018          | .946        | 57-57          | 51         | 88         | 8         |
| <b>CAREER</b> | <b>.942</b> | <b>114-111</b> | <b>118</b> | <b>125</b> | <b>15</b> |



# MACEY PETREY

## INFIELD

5-8 • R/R • So. • 1L  
Demopolis, Alabama  
(Marengo Academy)

1

### HIGHLIGHTS AND NOTABLES

- 2018 SEC First-Year Honor Roll member
- Appeared in 20 games as a true freshman, primarily as a pinch hitter
- Earned a total of four starts - two outfield and two at third base
- Scored four runs and totaled three RBI over her debut season
- Majoring in kinesiology

### PETREY'S CAREER HIGHS

At-Bats: 3, twice, last at Ole Miss (April 15, 2018)  
Runs: 1, 3x, last vs. Texas A&M (May 9, 2018)  
Hits: 1, twice, last vs. Alcorn State (April 10, 2018)  
RBI: 1, 3x, last vs. Alcorn State (April 10, 2018)  
Home Runs: 1, vs. Mercer (March 3, 2018)  
Walks: 2, at Alabama State (March 27, 2018)  
Putouts: 2, at Ole Miss (April 15, 2018)  
Assists: 2, at Alabama State (March 27, 2018)

| Multiple-Hit Games |          |          |          |          |          | Multiple-RBI Games |          |          |          |          |          |
|--------------------|----------|----------|----------|----------|----------|--------------------|----------|----------|----------|----------|----------|
| 2                  | 3        | 4        | 5+       | Total    |          | 2                  | 3        | 4        | 5+       | Total    |          |
| 2018:              | 0        | 0        | 0        | 0        | 0        | 2018:              | 0        | 0        | 0        | 0        | 0        |
| <b>Total</b>       | <b>0</b> | <b>0</b> | <b>0</b> | <b>0</b> | <b>0</b> | <b>Total</b>       | <b>0</b> | <b>0</b> | <b>0</b> | <b>0</b> | <b>0</b> |

### PETREY'S CAREER HITTING STATS

| YEAR          | AVG         | GP-GS       | AB        | R        | H        | 2B       | 3B       | HR       | RBI      | TB       | SLG%        | BB       | HBP      | SO       | OB%         | SF       | SH       | SB-ATT     |
|---------------|-------------|-------------|-----------|----------|----------|----------|----------|----------|----------|----------|-------------|----------|----------|----------|-------------|----------|----------|------------|
| 2018          | .133        | 20-4        | 15        | 4        | 2        | 0        | 0        | 1        | 3        | 5        | .333        | 2        | 0        | 3        | .235        | 0        | 0        | 0-1        |
| <b>CAREER</b> | <b>.133</b> | <b>20-4</b> | <b>15</b> | <b>4</b> | <b>2</b> | <b>0</b> | <b>0</b> | <b>1</b> | <b>3</b> | <b>5</b> | <b>.333</b> | <b>2</b> | <b>0</b> | <b>3</b> | <b>.235</b> | <b>0</b> | <b>0</b> | <b>0-1</b> |

### PETREY'S CAREER FIELDING STATS

| YEAR          | FLD%        | GP-GS       | PO       | A        | E        |
|---------------|-------------|-------------|----------|----------|----------|
| 2018          | .727        | 20-4        | 5        | 3        | 3        |
| <b>CAREER</b> | <b>.727</b> | <b>20-4</b> | <b>5</b> | <b>3</b> | <b>3</b> |





# KAT MOORE

## OUTFIELD

5-4 • L/R • Sr. • 3L  
Holly Springs, Miss.  
(Marshall Academy)

# 2

### HIGHLIGHTS AND NOTABLES

- Holds a .315 career batting average, ranking ninth in MSU history
- Started 56 contests in centerfield over her junior campaign
- Finished second on the squad with a .334 batting average with help of 63 hits
- Led MSU in SEC play with a .329 batting average while three of her four home runs came against conference foes
- Majoring in criminology

### MOORE'S CAREER HIGHS

At-Bats: 6, vs. Samford (March 4, 2017)  
Runs: 2, 9x, last vs. St. Francis (May 19, 2018)  
Hits: 4, at Georgia (April 14, 2017)  
Doubles: 1, 15x, last vs. North Dakota State (May 19, 2018)  
Triples: 2 vs. Tennessee (May 5, 2018)  
Home Runs: 1, 5x, last vs. Florida (April 20, 2018)  
RBI: 3, 2x, last at Georgia (April 14, 2017)  
Walks: 1, 20x, last vs. South Carolina (May 10, 2018)  
Stolen Bases: 1, 18x, last vs. North Dakota State (May 19, 2018)  
Putouts: 5, vs. South Carolina (April 8, 2017)  
Assists: 1, 3x, last vs. Illinois (March 9, 2018)  
Hitting Streak: 10 games (March 7, 2018 vs. Boston College to March 24, 2018 vs. Georgia)

| Multiple-Hit Games |           |          |          |          |           | Multiple-RBI Games |          |          |          |          |          |
|--------------------|-----------|----------|----------|----------|-----------|--------------------|----------|----------|----------|----------|----------|
| 2                  | 3         | 4        | 5+       | Total    |           | 2                  | 3        | 4        | 5+       | Total    |          |
| 2018: 13           | 5         | 0        | 0        | 18       |           | 2018: 4            | 0        | 0        | 0        | 4        |          |
| 2017: 6            | 3         | 1        | 0        | 10       |           | 2017: 0            | 2        | 0        | 0        | 2        |          |
| 2016: 0            | 0         | 0        | 0        | 0        |           | 2016: 0            | 0        | 0        | 0        | 0        |          |
| <b>Total</b>       | <b>19</b> | <b>8</b> | <b>1</b> | <b>0</b> | <b>28</b> | <b>Total</b>       | <b>4</b> | <b>2</b> | <b>0</b> | <b>0</b> | <b>6</b> |

### MOORE'S CAREER HITTING STATS

| YEAR          | AVG         | GP-GS          | AB         | R         | H          | 2B        | 3B       | HR       | RBI       | TB         | SLG%        | BB        | HBP      | SO        | OB%         | SF       | SH       | SB-ATT       |
|---------------|-------------|----------------|------------|-----------|------------|-----------|----------|----------|-----------|------------|-------------|-----------|----------|-----------|-------------|----------|----------|--------------|
| 2016          | .206        | 32-13          | 34         | 11        | 7          | 0         | 0        | 0        | 2         | 7          | .206        | 3         | 0        | 7         | .270        | 0        | 0        | 4-4          |
| 2017          | .304        | 49-48          | 158        | 24        | 48         | 5         | 2        | 1        | 16        | 60         | .380        | 9         | 0        | 8         | .335        | 3        | 2        | 8-11         |
| 2018          | .344        | 56-56          | 183        | 35        | 63         | 10        | 3        | 4        | 18        | 91         | .497        | 8         | 2        | 14        | .376        | 1        | 3        | 6-6          |
| <b>CAREER</b> | <b>.315</b> | <b>137-117</b> | <b>375</b> | <b>70</b> | <b>118</b> | <b>15</b> | <b>5</b> | <b>5</b> | <b>36</b> | <b>158</b> | <b>.421</b> | <b>20</b> | <b>2</b> | <b>29</b> | <b>.349</b> | <b>4</b> | <b>5</b> | <b>18-21</b> |

### MOORE'S CAREER FIELDING STATS

| YEAR          | FLD%        | GP-GS          | PO         | A        | E        |
|---------------|-------------|----------------|------------|----------|----------|
| 2016          | .818        | 32-13          | 8          | 1        | 2        |
| 2017          | .981        | 49-48          | 51         | 1        | 1        |
| 2018          | .922        | 56-56          | 46         | 1        | 4        |
| <b>CAREER</b> | <b>.939</b> | <b>137-117</b> | <b>105</b> | <b>3</b> | <b>7</b> |



# CANDACE DENIS

## PITCHER / UTILITY

5-9 • L/R • Jr. • 1L  
Malakoff, Texas  
(UMass)

# 3

### HIGHLIGHTS AND NOTABLES

- Made 21 appearances in her debut season and tallied 12 total starts, splitting time in the outfield and in the circle
- Held a .240 average at the plate and slugged six doubles and a triple
- Posted a 4-3 record behind a 3.11 earned run average in the circle and struck out 46 total batters
- Allowed just 30 runs, 51 hits and 20 walks over her debut season as a Bulldog - all three marks ranking fourth in MSU single-season history
- Member of the 2017-18 SEC First-Year Academic Honor Roll
- Majoring in mathematics

### DENIS' CAREER HIGHS

At Bats: 3, 3x, last at Alabama State (March 27, 2018)  
Runs Scored: 1, 3x, last vs. North Dakota State (May 18, 2018)  
Hits: 2, twice, last vs. Drake (Feb. 18, 2018)  
RBI: 1 vs. Drake (Feb. 18, 2018)  
Doubles: 1 vs. Drake (Feb. 18, 2018)  
Walks: 1 vs. Omaha (Feb. 9, 2018)  
Stolen Bases: 2 vs. South Alabama (Feb. 17, 2018)  
Putouts: 2 vs. South Alabama (Feb. 17, 2018)  
Assists: 3 vs. Florida (April 20, 2018)  
Hitting Streak: 3 games (Feb. 17, 2018 vs. South Alabama to Feb. 20, 2018 vs. Southeastern Louisiana)  
Innings Pitched (Starter): 7.0 vs. Florida (April 20, 2018)  
Innings Pitched (Reliever): 6.2 vs. Tennessee (May 4, 2018)  
Strikeouts (Starter): 6 vs. Florida (April 20, 2018)  
Strikeouts (Reliever): 4, twice, last at Alabama State (March 27, 2018)  
Walks (Starter): 4 vs. Florida (April 20, 2018)  
Walks (Reliever): 4 vs. Tennessee (May 4, 2018)  
Hits Allowed (Starter): 10 vs. Florida (April 20, 2018)  
Hits Allowed (Reliever): 8 vs. Tennessee (May 4, 2018)  
Runs Allowed (Starter): 8 vs. Florida (April 20, 2018)  
Runs Allowed (Reliever): 6 at Arkansas (March 31, 2018)  
Earned Runs Allowed (Starter): 6 vs. Florida (April 20, 2018)  
Earned Runs Allowed (Reliever): 4 at Arkansas (March 31, 2018)

| Multiple-Hit Games |          |          |          |          |          | Multiple-RBI Games |          |          |          |          |          |
|--------------------|----------|----------|----------|----------|----------|--------------------|----------|----------|----------|----------|----------|
| 2                  | 3        | 4        | 5+       | Total    |          | 2                  | 3        | 4        | 5+       | Total    |          |
| 2018: 2            | 0        | 0        | 0        | 2        |          | 2018: 0            | 0        | 0        | 0        | 0        |          |
| <b>Total</b>       | <b>2</b> | <b>0</b> | <b>0</b> | <b>0</b> | <b>2</b> | <b>Total</b>       | <b>0</b> | <b>0</b> | <b>0</b> | <b>0</b> | <b>0</b> |

### DENIS' CAREER HITTING STATS

| YEAR          | AVG         | GP-GS       | AB        | R        | H        | 2B       | 3B       | HR       | RBI      | TB       | SLG%        | BB       | HBP      | SO       | OB%         | SF       | SH       | SB-ATT     |
|---------------|-------------|-------------|-----------|----------|----------|----------|----------|----------|----------|----------|-------------|----------|----------|----------|-------------|----------|----------|------------|
| 2018          | .240        | 21-8        | 25        | 4        | 6        | 1        | 0        | 0        | 1        | 7        | .280        | 1        | 0        | 3        | .269        | 0        | 0        | 5-6        |
| <b>CAREER</b> | <b>.240</b> | <b>21-8</b> | <b>25</b> | <b>4</b> | <b>6</b> | <b>1</b> | <b>0</b> | <b>0</b> | <b>1</b> | <b>7</b> | <b>.280</b> | <b>1</b> | <b>0</b> | <b>3</b> | <b>.269</b> | <b>0</b> | <b>0</b> | <b>5-6</b> |

### DENIS' CAREER FIELDING STATS

| YEAR          | FLD%        | GP-GS       | PO       | A        | E        |
|---------------|-------------|-------------|----------|----------|----------|
| 2018          | .923        | 21-8        | 4        | 8        | 1        |
| <b>CAREER</b> | <b>.923</b> | <b>21-8</b> | <b>4</b> | <b>8</b> | <b>1</b> |

### DENIS' CAREER PITCHING STATS

| YEAR          | ERA         | W-L        | APP       | GS       | CG       | SHO        | SV       | IP          | H         | R         | ER        | BB        | SO        | 2B        | 3B       | HR       | B/AVG       | WP       | HP       | SFA      | SHA      |
|---------------|-------------|------------|-----------|----------|----------|------------|----------|-------------|-----------|-----------|-----------|-----------|-----------|-----------|----------|----------|-------------|----------|----------|----------|----------|
| 2018          | 3.11        | 4-3        | 17        | 4        | 3        | 1/2        | 1        | 56.1        | 51        | 30        | 25        | 20        | 46        | 10        | 2        | 6        | .238        | 6        | 0        | 2        | 3        |
| <b>CAREER</b> | <b>3.11</b> | <b>4-3</b> | <b>17</b> | <b>4</b> | <b>3</b> | <b>1/2</b> | <b>1</b> | <b>56.1</b> | <b>51</b> | <b>30</b> | <b>25</b> | <b>20</b> | <b>46</b> | <b>10</b> | <b>2</b> | <b>6</b> | <b>.238</b> | <b>6</b> | <b>0</b> | <b>2</b> | <b>3</b> |



## ANNA KATE SEGARS

### OUTFIELD / FIRST BASE

5-9 • L/L • FR. • HS

Moulton, Ala.

(East Lawrence HS)

# 7

### HIGHLIGHTS AND NOTABLES

- Nickname is "AK"
- Standout on the Alabama softball scene, earning three First Team All-State accolades
- Just the second student-athlete from East Lawrence to ever sign with a Division I program
- Set three Alabama state record over her junior season - triples (10), runs scored (73) and walks (44)
- Graduated as a member of East Lawrence's Top 10 and served as the senior class president



## BROOKE CANTILLO

### OUTFIELD

5-2 • L/R • Fr. • RS

Lake Elsinore, Calif.

(Foothill HS)

# 9

### HIGHLIGHTS AND NOTABLES

- Suffered a knee injury, earning a medical redshirt over her true freshman season
- Member of the 2017-18 SEC First-Year Academic Honor Roll
- Standout outfielder at Football High School and ranked as high as the 43rd-best recruit of the 2017 signing class by FloSoftball
- Three-time First Team All-League selection
- Younger sister of Chelsea (Georgia, 2005-09) and Taylor "RT" Cantillo (Ole Miss, 2010-14) - both former standout softball student-athletes in the SEC
- Majoring in biological sciences



# KINSEY GOELZ

## INFIELD

5-3 • R/R • Fr. • RS  
Myakka City, Fla.  
(Lakewood Ranch HS)

# 10

### HIGHLIGHTS AND NOTABLES

- Earned a medical redshirt as a true freshman after suffering a shoulder injury
- Member of the 2017-18 SEC First-Year Academic Honor Roll
- Elite starting shortstop for Lakewood Ranch High School, earning USA Elite Select All-American and Future Pro honors
- Signed as the No. 34 recruit of the 2017 class by FloSoftball
- Earned Second Team All-State and First Team All-Area after an outstanding senior season
- Finished runner-up for Defensive Player of the Year after committing just one error in 20 games for a .986 fielding percentage
- Guided the Mustangs to the 8A District Championship over her junior season
- Parents, T.J. and Liz, were standout athletes at North Florida University, playing baseball and softball, respectively
- Young sister, Avery, is committed to play softball at Florida



# EMILY HEIMBERGER

## UTILITY

5-4 • L/R • Sr. • 3L  
Pawleys Island, S.C.  
(Waccamaw HS)

# 11

### HIGHLIGHTS AND NOTABLES

- One of two Bulldogs to start all 61 contests last season, splitting time in the outfield and second base
- Knocked 62 hits, including 10 doubles and a team-leading four triples, to hold a .332 average
- Dangerous on the base paths and led MSU last season with 19 stolen bases
- One of MSU's leaders in community services and academics with back-to-back selected to the SEC Spring Honor Roll
- Named to the CoSIDA/Google Cloud Academic All-District First Team last season
- Majoring in biological sciences

### HEIMBERGER'S CAREER HIGHS

At-Bats: 5, 4x, last vs. Kentucky (May 7, 2017)  
Runs: 2, 5x, last vs. North Florida (Feb. 24, 2017)  
Hits: 3, twice, last vs. Fordham (May 19, 2017)  
RBI: 2, twice, last vs. North Florida (Feb. 25, 2017)  
Doubles: 1, 3x, last vs. McNeese State (Feb. 26, 2016)  
Triples: 1, 3x, last vs. Fordham (May 19, 2017)  
Walks: 2, at Texas A&M (March 12, 2017)  
Stolen Bases: 2, 3x, last at Southern Miss (March 28, 2017)  
Putouts: 6, at LSU (April 2, 2017)  
Assists: 6, vs. Auburn (March 18, 2016)  
Hitting Streak: 7 games (Feb. 19, 2017 vs. Florida Gulf Coast to Feb. 28, 2017 at Southeastern Louisiana)

| Multiple-Hit Games |           |          |          |           |  | Multiple-RBI Games |           |          |          |           |  |
|--------------------|-----------|----------|----------|-----------|--|--------------------|-----------|----------|----------|-----------|--|
| 2                  | 3         | 4        | 5+       | Total     |  | 2                  | 3         | 4        | 5+       | Total     |  |
| 2018: 12           | 5         | 0        | 0        | 17        |  | 2018: 6            | 0         | 0        | 0        | 6         |  |
| 2017: 6            | 1         | 0        | 0        | 7         |  | 2017: 2            | 0         | 0        | 0        | 2         |  |
| 2016: 10           | 1         | 0        | 0        | 11        |  | 2016: 2            | 0         | 0        | 0        | 2         |  |
| <b>Total</b>       | <b>28</b> | <b>7</b> | <b>0</b> | <b>35</b> |  | <b>Total</b>       | <b>10</b> | <b>0</b> | <b>0</b> | <b>10</b> |  |

### HEIMBERGER'S CAREER HITTING STATS

| YEAR          | AVG         | GP-GS          | AB         | R         | H          | 2B        | 3B       | HR       | RBI       | TB         | SLG%        | BB        | HBP      | SO        | OB%         | SF       | SH        | SB-ATT       |
|---------------|-------------|----------------|------------|-----------|------------|-----------|----------|----------|-----------|------------|-------------|-----------|----------|-----------|-------------|----------|-----------|--------------|
| 2016          | .272        | 52-44          | 125        | 19        | 34         | 3         | 1        | 0        | 6         | 39         | .312        | 5         | 0        | 22        | .300        | 0        | 6         | 10-12        |
| 2017          | .252        | 48-43          | 115        | 14        | 29         | 0         | 2        | 0        | 8         | 33         | .287        | 9         | 1        | 6         | .312        | 0        | 4         | 7-8          |
| 2018          | .332        | 61-61          | 187        | 40        | 62         | 10        | 4        | 0        | 23        | 80         | .428        | 11        | 4        | 15        | .379        | 1        | 1         | 17-19        |
| <b>CAREER</b> | <b>.293</b> | <b>161-148</b> | <b>427</b> | <b>73</b> | <b>125</b> | <b>13</b> | <b>7</b> | <b>0</b> | <b>37</b> | <b>152</b> | <b>.356</b> | <b>25</b> | <b>5</b> | <b>43</b> | <b>.338</b> | <b>1</b> | <b>11</b> | <b>34-39</b> |

### HEIMBERGER'S CAREER FIELDING STATS

| YEAR          | FLD%        | GP-GS       | PO         | A          | E         |
|---------------|-------------|-------------|------------|------------|-----------|
| 2016          | .983        | 52-44       | 56         | 58         | 2         |
| 2017          | .941        | 48-43       | 64         | 47         | 7         |
| 2018          | .960        | 61-61       | 70         | 27         | 4         |
| <b>CAREER</b> | <b>.923</b> | <b>21-8</b> | <b>190</b> | <b>132</b> | <b>13</b> |



# GRACE DABBS

## OUTFIELD

5-9 • L/R • So. • 1L  
Philadelphia, Miss.  
(Leake Academy)

12

### HIGHLIGHTS AND NOTABLES

- Appeared in 34 total games last season, primarily serving as a pinch runner
- Tallied four hits - three of which went for extra bases
- Scored a total of 11 runs and added five RBIs
- A third-generation Bulldog, following her mother and grandfather
- Spent four years working mission trips in Honduras, assisting with medical teams and children's ministry
- Majoring in psychology

### DABBS' CAREER HIGHS

At-Bats: 2, twice, last at Alabama State (March 27, 2018)  
Runs: 1, 11x, last vs. North Dakota State (May 19, 2018)  
Hits: 2, vs. UMass Lowell (March 11, 2018)  
RBI: 3, at Alabama State (March 27, 2018)  
Doubles: 1, vs. UMass Lowell (March 11, 2018)  
Triples: 1, vs. Sam Houston State (March 3, 2018)  
Home Runs: 1, at Alabama State (March 27, 2018)  
Walks: 1 at Alcorn State (April 10, 2018)  
Stolen Bases: 1, at Samford (March 13, 2018)  
Putouts: 1, twice, last at Alcorn State (April 10, 2018)  
Hitting Streak: 3 games (March 3, 2018 vs. Sam Houston State to March 27, 2018 at Alabama State)

| Multiple-Hit Games |          |          |          |          |          | Multiple-RBI Games |          |          |          |          |          |
|--------------------|----------|----------|----------|----------|----------|--------------------|----------|----------|----------|----------|----------|
| 2                  | 3        | 4        | 5+       | Total    |          | 2                  | 3        | 4        | 5+       | Total    |          |
| 2018:              | 1        | 0        | 0        | 0        | 1        | 2018:              | 0        | 1        | 0        | 0        | 1        |
| <b>Total</b>       | <b>1</b> | <b>0</b> | <b>0</b> | <b>0</b> | <b>1</b> | <b>Total</b>       | <b>0</b> | <b>1</b> | <b>0</b> | <b>0</b> | <b>1</b> |

### DABBS' CAREER HITTING STATS

| YEAR          | AVG         | GP-GS       | AB       | R         | H        | 2B       | 3B       | HR       | RBI      | TB        | SLG%         | BB       | HBP      | SO       | OB%         | SF       | SH       | SB-ATT     |
|---------------|-------------|-------------|----------|-----------|----------|----------|----------|----------|----------|-----------|--------------|----------|----------|----------|-------------|----------|----------|------------|
| 2018          | .800        | 34-0        | 5        | 11        | 4        | 1        | 1        | 1        | 5        | 10        | 2.000        | 1        | 0        | 1        | .833        | 0        | 0        | 1-1        |
| <b>CAREER</b> | <b>.800</b> | <b>34-0</b> | <b>5</b> | <b>11</b> | <b>4</b> | <b>1</b> | <b>1</b> | <b>1</b> | <b>5</b> | <b>10</b> | <b>2.000</b> | <b>1</b> | <b>0</b> | <b>1</b> | <b>.833</b> | <b>0</b> | <b>0</b> | <b>1-1</b> |

### DABBS' CAREER FIELDING STATS

| YEAR          | FLD%         | GP-GS       | PO       | A        | E        |
|---------------|--------------|-------------|----------|----------|----------|
| 2018          | 1.000        | 34-0        | 2        | 0        | 0        |
| <b>CAREER</b> | <b>1.000</b> | <b>34-0</b> | <b>2</b> | <b>0</b> | <b>0</b> |



# O'NEIL ROBERSON

## INFIELD

5-9 • R/R • So. • 1L  
Birmingham, Ala.  
(Oak Mountain HS)

13

### HIGHLIGHTS AND NOTABLES

- Saw action in 20 total games as a true freshman and earned eight starts as a designated player
- Collected five hits, two RBIs and four runs scored over her debut season
- Fifth Oak Mountain softball alum to play at Mississippi State, joining Katie and Jessica Cooley, Caroline Seitz and Ashlee Sanders
- Majoring in educational psychology

### ROBERSON'S CAREER HIGHS

At Bats: 4 vs. Oklahoma State (Feb. 23, 2018)  
Hits: 1, 5x, last vs. Alcorn State (April 10, 2018)  
Runs: 2 at Alabama State (March 27, 2018)  
RBI: 1, twice, last vs. Oklahoma State (Feb. 23, 2018)  
Walks: 2 at Alabama State (March 27, 2018)  
Putouts: 3, twice, last vs. Alcorn State (April 10, 2018)  
Hitting Streak: 2 games, twice, last Feb. 22, 2018 vs. Nebraska to Feb. 23, 2018 vs. Oklahoma State

| Multiple-Hit Games |          |          |          |          |          | Multiple-RBI Games |          |          |          |          |          |
|--------------------|----------|----------|----------|----------|----------|--------------------|----------|----------|----------|----------|----------|
| 2                  | 3        | 4        | 5+       | Total    |          | 2                  | 3        | 4        | 5+       | Total    |          |
| 2018:              | 0        | 0        | 0        | 0        | 0        | 2018:              | 0        | 0        | 0        | 0        | 0        |
| <b>Total</b>       | <b>0</b> | <b>0</b> | <b>0</b> | <b>0</b> | <b>0</b> | <b>Total</b>       | <b>0</b> | <b>0</b> | <b>0</b> | <b>0</b> | <b>0</b> |

### ROBERSON'S CAREER HITTING STATS

| YEAR          | AVG         | GP-GS       | AB        | R        | H        | 2B       | 3B       | HR       | RBI      | TB       | SLG%        | BB       | HBP      | SO       | OB%         | SF       | SH       | SB-ATT     |
|---------------|-------------|-------------|-----------|----------|----------|----------|----------|----------|----------|----------|-------------|----------|----------|----------|-------------|----------|----------|------------|
| 2018          | .143        | 20-8        | 35        | 4        | 5        | 0        | 0        | 0        | 2        | 5        | .143        | 4        | 0        | 6        | .231        | 0        | 0        | 0-0        |
| <b>CAREER</b> | <b>.143</b> | <b>20-8</b> | <b>35</b> | <b>4</b> | <b>5</b> | <b>0</b> | <b>0</b> | <b>0</b> | <b>2</b> | <b>5</b> | <b>.143</b> | <b>4</b> | <b>0</b> | <b>6</b> | <b>.231</b> | <b>0</b> | <b>0</b> | <b>0-0</b> |

### ROBERSON'S CAREER FIELDING STATS

| YEAR          | FLD%        | GP-GS       | PO        | A        | E        |
|---------------|-------------|-------------|-----------|----------|----------|
| 2018          | .938        | 20-8        | 15        | 0        | 1        |
| <b>CAREER</b> | <b>.938</b> | <b>20-8</b> | <b>15</b> | <b>0</b> | <b>1</b> |



# CHLOE MALAU'ULU

## OUTFIELD

5-7 • R/R • Fr. • HS  
Long Beach, Calif.  
(St. Anthony HS)

# 14

### HIGHLIGHTS AND NOTABLES

- Powerful hitter with lightning-quick speed that played her junior and senior seasons at St. Anthony
- Helped the Saints to the 2017 Division 6 CIF-SS Championship with help of a team-leading 13 home runs
- Two-sport athlete that also had a successful career as a member of the track and field program, competing in the long jump, triple jump and the 4 x 400 relay
- Her father George Malau'ulu was a standout quarterback for the University of Arizona
- Majoring in business administration



# CARTER SPEXARTH

## PITCHER / UTILITY

5-7 • R/R • So. • 1L  
The Woodlands, Texas  
(Tomball HS)

# 17

### HIGHLIGHTS AND NOTABLES

- Appeared in 23 total games and earned eight starts, including four as an outfielder and four at designated player
- Made 15 appearances as a pinch-hitter, going 4-for-12 with two doubles, a home run and nine RBI
- All of her extra-base hits and RBIs over her debut season came in pinch-hit opportunities
- Has three younger siblings - Regan, Taylor and McKinley - as all the Spexarth children are named after U.S. presidents
- Majoring in marketing

### SPEXARTH'S CAREER HIGHS

At Bats: 4, at Troy (April 25, 2018)

Runs Scored: 1, 4x, last vs. Florida (April 21, 2018)

Hits: 2, at Ole Miss (April 16, 2018)

RBI: 3, twice, last at Ole Miss (April 16, 2018)

Doubles: 1, twice, last vs. UMass Lowell (March 11, 2018)

Home Runs: 1, at Ole Miss (April 16, 2018)

Walks: 1, 3x, last vs. Tennessee (May 6, 2018)

Hitting Streak: 2 games, twice, last April 16, 2018 at Ole Miss to April 17, 2018 at Memphis

| Multiple-Hit Games |          |          |          |          |          | Multiple-RBI Games |          |          |          |          |  |
|--------------------|----------|----------|----------|----------|----------|--------------------|----------|----------|----------|----------|--|
| 2                  | 3        | 4        | 5+       | Total    |          | 2                  | 3        | 4        | 5+       | Total    |  |
| 2018: 1            | 0        | 0        | 0        | 1        |          | 2018: 1            | 2        | 0        | 0        | 3        |  |
| <b>Total</b>       | <b>1</b> | <b>0</b> | <b>0</b> | <b>0</b> | <b>1</b> | <b>Total</b>       | <b>1</b> | <b>2</b> | <b>0</b> | <b>3</b> |  |

### SPEXARTH'S CAREER HITTING STATS

| YEAR          | AVG         | GP-GS       | AB        | R        | H        | 2B       | 3B       | HR       | RBI      | TB        | SLG%        | BB       | HBP      | SO       | OB%         | SF       | SH       | SB-ATT     |
|---------------|-------------|-------------|-----------|----------|----------|----------|----------|----------|----------|-----------|-------------|----------|----------|----------|-------------|----------|----------|------------|
| 2018          | .216        | 23-8        | 37        | 3        | 8        | 2        | 0        | 1        | 9        | 13        | .351        | 4        | 0        | 6        | .293        | 0        | 0        | 0-0        |
| <b>CAREER</b> | <b>.326</b> | <b>23-8</b> | <b>37</b> | <b>3</b> | <b>8</b> | <b>2</b> | <b>0</b> | <b>1</b> | <b>9</b> | <b>13</b> | <b>.351</b> | <b>4</b> | <b>0</b> | <b>6</b> | <b>.293</b> | <b>0</b> | <b>0</b> | <b>0-0</b> |

### SPEXARTH'S CAREER FIELDING STATS

| YEAR          | FLD%        | GP-GS       | PO       | A        | E        |
|---------------|-------------|-------------|----------|----------|----------|
| 2018          | .000        | 23-8        | 0        | 0        | 0        |
| <b>CAREER</b> | <b>.000</b> | <b>23-8</b> | <b>0</b> | <b>0</b> | <b>0</b> |





# SARAI NIU

## INFIELD

5-10 • R/R • So. • 3L  
San Diego, Calif.  
(Cathedral Catholic HS)

21

### HIGHLIGHTS AND NOTABLES

- Tallied 60 starts at first base for the Bulldogs last season and tallied 386 putouts to rank 10th in MSU single-season history
- Totaled 51 hits, including 11 doubles, one triples and six home runs to drive in 39 runs
- Earned a spot in four Mississippi State career categories entering her senior season, including tied for second in hit by pitches (36), sixth in putouts (899), eighth in total chances (944) and tied for ninth in fielding percentage (.981)
- Majoring in sociology

### NIU'S CAREER HIGHS

At-Bats: 5, 3x, last vs. Texas A&M (April 7, 2018)  
Runs: 2, 6x, last vs. Central Arkansas (March 21, 2018)  
Hits: 3, at Missouri (March 17, 2018)  
RBI: 4, vs. Oklahoma State (Feb. 23, 2018)  
Doubles: 2, vs. Oklahoma State (Feb. 23, 2018)  
Triples: 1, twice, last at Missouri (March 18, 2018)  
Home Runs: 1, 9x, last vs. Tennessee (May 5, 2018)  
Walks: 2, vs. Cal State Fullerton (March 12, 2016)  
Stolen bases: 1, 4x, last vs. UMass Lowell (March 20, 2018)  
Putouts: 17, vs. LSU (April 16, 2016)  
Assists: 2, 3x, last vs. Tennessee (May 4, 2018)  
Hitting Streak: 10 games, March 2, 2018 vs. Lamar to March 13, 2018 at Samford


| Multiple-Hit Games |           |          |          |          |           | Multiple-RBI Games |          |          |          |          |           |
|--------------------|-----------|----------|----------|----------|-----------|--------------------|----------|----------|----------|----------|-----------|
| 2                  | 3         | 4        | 5+       | Total    |           | 2                  | 3        | 4        | 5+       | Total    |           |
| 2018:              | 8         | 2        | 0        | 0        | 10        | 2018:              | 4        | 2        | 1        | 1        | 8         |
| 2017:              | 9         | 0        | 0        | 0        | 9         | 2017:              | 0        | 1        | 0        | 0        | 1         |
| 2016:              | 3         | 0        | 0        | 0        | 3         | 2016:              | 2        | 0        | 0        | 0        | 2         |
| <b>Total</b>       | <b>20</b> | <b>2</b> | <b>0</b> | <b>0</b> | <b>22</b> | <b>Total</b>       | <b>6</b> | <b>3</b> | <b>1</b> | <b>1</b> | <b>11</b> |

### NIU'S CAREER HITTING STATS

| YEAR          | AVG         | GP-GS          | AB         | R         | H         | 2B        | 3B       | HR        | RBI       | TB         | SLG%        | BB        | HBP       | SO        | OB%         | SF       | SH       | SB-ATT     |
|---------------|-------------|----------------|------------|-----------|-----------|-----------|----------|-----------|-----------|------------|-------------|-----------|-----------|-----------|-------------|----------|----------|------------|
| 2016          | .178        | 52-48          | 118        | 7         | 21        | 5         | 1        | 3         | 13        | 37         | .314        | 6         | 21        | 28        | .327        | 2        | 2        | 0-0        |
| 2017          | .247        | 48-32          | 97         | 8         | 24        | 3         | 0        | 2         | 10        | 33         | .340        | 6         | 5         | 8         | .321        | 1        | 2        | 3-3        |
| 2018          | .298        | 60-60          | 171        | 28        | 51        | 11        | 1        | 6         | 39        | 82         | .480        | 17        | 10        | 25        | .392        | 1        | 0        | 1-1        |
| <b>CAREER</b> | <b>.249</b> | <b>160-140</b> | <b>386</b> | <b>43</b> | <b>96</b> | <b>19</b> | <b>2</b> | <b>11</b> | <b>62</b> | <b>152</b> | <b>.394</b> | <b>29</b> | <b>36</b> | <b>61</b> | <b>.354</b> | <b>4</b> | <b>4</b> | <b>4-4</b> |

### NIU'S CAREER FIELDING STATS

| YEAR          | FLD%        | GP-GS          | PO         | A         | E         |
|---------------|-------------|----------------|------------|-----------|-----------|
| 2016          | .978        | 52-48          | 258        | 6         | 6         |
| 2017          | .977        | 48-32          | 255        | 5         | 6         |
| 2018          | .985        | 60-60          | 386        | 16        | 6         |
| <b>CAREER</b> | <b>.981</b> | <b>160-140</b> | <b>899</b> | <b>27</b> | <b>18</b> |



# LINDSEY WILLIAMS

## INFIELD

5-5 • R/R • Jr. • 2L  
Mobile, Ala.  
(UMS-Wright Preparatory School)

22

### HIGHLIGHTS AND NOTABLES

- Appeared in 10 games off the bench for the Bulldog and earned two starts - one at second base and one at third - the first starts of her career
- Went 4-for-12 at the plate for a .333 average and recorded two RBI
- Her father played baseball at Huntingdon College, the alma mater of MSU head coach Vann Stuedeman, for four years
- Majoring in civil engineering

### WILLIAMS' CAREER HIGHS

At bats: 3, vs. Alcorn State (April, 10, 2018)  
Runs Scored: 1, twice, last at Ole Miss (April 15, 2018)  
Hits: 1, 5x, last vs. Alcorn State (April 10, 2018)  
RBI: 1, 3x, last vs. Alcorn State (April 10, 2018)  
Walks: 1, vs. Jackson State (April 5, 2017)  
Putouts: 2, vs. Murray State (Feb. 16, 2018)  
Assists: 2, at Alabama State (March 27, 2018)  
Hit Streak: 1 game, 5x, last vs. Alcorn State on April 10, 2018

| Multiple-Hit Games |          |          |          |          |          | Multiple-RBI Games |          |          |          |          |          |
|--------------------|----------|----------|----------|----------|----------|--------------------|----------|----------|----------|----------|----------|
| 2                  | 3        | 4        | 5+       | Total    |          | 2                  | 3        | 4        | 5+       | Total    |          |
| 2018:              | 0        | 0        | 0        | 0        | 0        | 2018:              | 0        | 0        | 0        | 0        | 0        |
| 2017:              | 0        | 0        | 0        | 0        | 0        | 2017:              | 0        | 0        | 0        | 0        | 0        |
| <b>Total</b>       | <b>0</b> | <b>0</b> | <b>0</b> | <b>0</b> | <b>0</b> | <b>Total</b>       | <b>0</b> | <b>0</b> | <b>0</b> | <b>0</b> | <b>0</b> |

### WILLIAMS' CAREER HITTING STATS

| YEAR          | AVG         | GP-GS       | AB        | R        | H        | 2B       | 3B       | HR       | RBI      | TB       | SLG%        | BB       | HBP      | SO       | OB%         | SF       | SH       | SB-ATT     |
|---------------|-------------|-------------|-----------|----------|----------|----------|----------|----------|----------|----------|-------------|----------|----------|----------|-------------|----------|----------|------------|
| 2017          | .250        | 5-0         | 4         | 0        | 1        | 0        | 0        | 0        | 1        | 1        | .250        | 1        | 0        | 0        | .400        | 0        | 0        | 0-0        |
| 2018          | .333        | 10-2        | 12        | 2        | 4        | 0        | 0        | 0        | 2        | 4        | .333        | 0        | 1        | 1        | .385        | 0        | 0        | 0-0        |
| <b>CAREER</b> | <b>.313</b> | <b>15-2</b> | <b>16</b> | <b>2</b> | <b>5</b> | <b>0</b> | <b>0</b> | <b>0</b> | <b>3</b> | <b>5</b> | <b>.313</b> | <b>1</b> | <b>1</b> | <b>1</b> | <b>.389</b> | <b>0</b> | <b>0</b> | <b>0-0</b> |

### WILLIAMS' CAREER FIELDING STATS

| YEAR          | FLD%        | GP-GS       | PO       | A        | E        |
|---------------|-------------|-------------|----------|----------|----------|
| 2017          | 1.000       | 5-0         | 0        | 1        | 0        |
| 2018          | .909        | 10-2        | 5        | 5        | 1        |
| <b>CAREER</b> | <b>.917</b> | <b>15-2</b> | <b>5</b> | <b>6</b> | <b>1</b> |



# TAYLOR KELLY

## UTILITY

5-8 • R/R • Sr. • 3L  
Calhoun, Ga.  
(Calhoun HS)

# 23

### HIGHLIGHTS AND NOTABLES

- Earned two starts (DP/OF) over her junior campaign and made 10 appearances off the bench as a pinch hitter
- Recorded three hits and drew two walks at the plate, while driving in two RBIs
- In a pinch-hit appearance with the bases loaded, drew a walk-off walk against No. 10 Texas A&M (4/7/18) to secure a 5-4 victory in the 10th inning
- Majoring in kinesiology

### KELLY'S CAREER HIGHS

At-Bats: 3, 9x, last at Alabama State (March 27, 2018)  
Hits: 2, vs. Southeastern Louisiana (March 22, 2016)  
Runs: 2, vs. Jackson State (April 5, 2017)  
RBI: 1, 5x, last vs. Texas A&M (April 8, 2018)  
Doubles: 1, vs. Southeastern Louisiana (March 22, 2016)  
Walks: 2, vs. Southeastern Louisiana (March 22, 2016)  
Putouts: 9, vs. Auburn (March 18, 2016)  
Assists: 1, at Mississippi Valley State (April 28, 2016)

| Multiple-Hit Games |          |          |          |          |          | Multiple-RBI Games |          |          |          |          |          |
|--------------------|----------|----------|----------|----------|----------|--------------------|----------|----------|----------|----------|----------|
| 2                  | 3        | 4        | 5+       | Total    |          | 2                  | 3        | 4        | 5+       | Total    |          |
| 2018:              | 0        | 0        | 0        | 0        | 0        | 2018:              | 0        | 0        | 0        | 0        | 0        |
| 2017:              | 0        | 0        | 0        | 0        | 0        | 2017:              | 0        | 0        | 0        | 0        | 0        |
| 2016:              | 1        | 0        | 0        | 0        | 1        | 2016:              | 0        | 0        | 0        | 0        | 0        |
| <b>Total</b>       | <b>1</b> | <b>0</b> | <b>0</b> | <b>0</b> | <b>1</b> | <b>Total</b>       | <b>0</b> | <b>0</b> | <b>0</b> | <b>0</b> | <b>0</b> |

### KELLY'S CAREER HITTING STATS

| YEAR          | AVG         | GP-GS        | AB        | R        | H         | 2B       | 3B       | HR       | RBI      | TB        | SLG%        | BB       | HBP      | SO        | OB%         | SF       | SH       | SB-ATT     |
|---------------|-------------|--------------|-----------|----------|-----------|----------|----------|----------|----------|-----------|-------------|----------|----------|-----------|-------------|----------|----------|------------|
| 2016          | .148        | 12-8         | 27        | 1        | 4         | 1        | 0        | 0        | 2        | 5         | .185        | 1        | 0        | 10        | .207        | 0        | 0        | 0-0        |
| 2017          | .176        | 11-4         | 17        | 3        | 3         | 0        | 0        | 0        | 1        | 3         | .176        | 2        | 0        | 8         | .263        | 0        | 0        | 0-0        |
| 2018          | .188        | 13-2         | 16        | 0        | 3         | 0        | 0        | 0        | 2        | 3         | .188        | 2        | 0        | 3         | .278        | 0        | 0        | 0-0        |
| <b>CAREER</b> | <b>.167</b> | <b>36-14</b> | <b>60</b> | <b>4</b> | <b>10</b> | <b>1</b> | <b>0</b> | <b>0</b> | <b>5</b> | <b>11</b> | <b>.183</b> | <b>5</b> | <b>0</b> | <b>21</b> | <b>.242</b> | <b>0</b> | <b>0</b> | <b>0-0</b> |

### KELLY'S CAREER FIELDING STATS

| YEAR          | FLD%        | GP-GS        | PO        | A        | E        |
|---------------|-------------|--------------|-----------|----------|----------|
| 2016          | 1.000       | 12-8         | 46        | 1        | 0        |
| 2017          | .778        | 11-4         | 7         | 0        | 2        |
| 2018          | .000        | 13-2         | 0         | 0        | 0        |
| <b>CAREER</b> | <b>.964</b> | <b>36-14</b> | <b>53</b> | <b>1</b> | <b>2</b> |



# FA LEILUA

## UTILITY

5-9 • R/R • Jr. • TR  
Hawthorne, Calif.  
(Arizona State)

# 24

### HIGHLIGHTS AND NOTABLES

- Standout outfielder than began her career at Arizona State
- Earned National Fastpitch Coaches Association All-West Region honors
- Led the Sun Devils in home runs over her sophomore and freshman seasons, totaling 19 in her career
- Majoring in interdisciplinary studies



## CHLOE MORGAN

### OUTFIELD

5-8 • L/R • Fr. • HS  
Batesville, Miss.  
(South Panola HS)

# 25

#### HIGHLIGHTS AND NOTABLES

- Star outfielder from South Panola High School
- Follows the footsteps of fellow South Panola alumna and former Bulldog Amanda Ivy
- Scored 130 career runs with 67 RBIs and 56 stolen bases
- Led the Tigers to the District 6 Championship and the 2015 North State Championship game as a freshman
- Two-sport athlete that also played basketball for the Tigers
- Majoring in kinesiology



## JAMIE GREGG

### OUTFIELD

5-9 • L/R • Fr. • HS  
Hoover, Ala.  
(Hoover HS)

# 26

#### HIGHLIGHTS AND NOTABLES

- Speedy centerfielder that turned in a record-breaking career at Hoover High School
- Began her softball career as a sophomore for the Buccaneers and led Alabama's 7A class in runs scored and stolen bases
- Set Hoover's school record with 58 stolen bases as a sophomore
- A two-sport athlete that earned four letters as a setter for the volleyball program and led the Buccaneers to four area championships
- Also a skilled violinist and earned five All-State honors
- Majoring in biological sciences



# GRACE FAGAN


## PITCHER

6-0 • L/L • Fr. • HS  
Swedesboro, N.J.  
(Kingsway Regional HS)

# 31

### HIGHLIGHTS AND NOTABLES

- One of the top recruits in the country and was ranked as high as eight by FloSoftball
- Selected the 2017 South Jersey Pitcher of the Year
- Earned First Team All-Conference and All-State laurels
- Tabbed a nominee for New Jersey Gatorade Player of the Year
- Majoring in biological sciences



# MONTANA DAVIDSON

## INFIELD

5-4 • R/R • So. • 1L  
Hillsborough, N.C.  
(Orange HS)

# 32

### HIGHLIGHTS AND NOTABLES

- Did not see action last season due to a knee injury and earned a medical redshirt
- Made six appearances over her freshman season, primarily as a pinch hitter and saw time off the bench at third base
- Older sister to MSU's Mia Davidson
- Majoring in kinesiology

### DAVIDSON'S CAREER HIGHS

At-Bats: 2, 3x, last at Alcorn State (April 18, 2017)  
Runs: 1 vs. Central Arkansas (March 5, 2017)  
Hits: 1, 3x, last vs. Mississippi Valley State (March 29, 2017)  
Doubles: 1 vs. Central Arkansas (March 5, 2017)  
Assists: 1, 3x, last at Alcorn State (April 18, 2017)  
Hitting Streak: 2 games (March 2, 2017 vs. Alabama State to March 5, 2017 vs. Central Arkansas)

| Multiple-Hit Games |          |          |          |          |          | Multiple-RBI Games |          |          |          |          |          |
|--------------------|----------|----------|----------|----------|----------|--------------------|----------|----------|----------|----------|----------|
|                    | 2        | 3        | 4        | 5+       | Total    |                    | 2        | 3        | 4        | 5+       | Total    |
| 2017:              | 0        | 0        | 0        | 0        | 0        | 2017:              | 0        | 0        | 0        | 0        | 0        |
| <b>Total</b>       | <b>1</b> | <b>0</b> | <b>0</b> | <b>0</b> | <b>1</b> | <b>Total</b>       | <b>0</b> | <b>0</b> | <b>0</b> | <b>0</b> | <b>0</b> |

### DAVIDSON'S CAREER HITTING STATS

| YEAR          | AVG         | GP-GS      | AB       | R        | H        | 2B       | 3B       | HR       | RBI      | TB       | SLG%        | BB       | HBP      | SO       | OB%         | SF       | SH       | SB-ATT     |
|---------------|-------------|------------|----------|----------|----------|----------|----------|----------|----------|----------|-------------|----------|----------|----------|-------------|----------|----------|------------|
| 2017          | .333        | 6-0        | 9        | 1        | 3        | 1        | 0        | 0        | 0        | 4        | .444        | 0        | 0        | 1        | .333        | 0        | 0        | 0-1        |
| <b>CAREER</b> | <b>.333</b> | <b>6-0</b> | <b>9</b> | <b>1</b> | <b>3</b> | <b>1</b> | <b>0</b> | <b>0</b> | <b>0</b> | <b>4</b> | <b>.444</b> | <b>0</b> | <b>0</b> | <b>1</b> | <b>.333</b> | <b>0</b> | <b>0</b> | <b>0-1</b> |

### DAVIDSON'S CAREER FIELDING STATS

| YEAR          | FLD%         | GP-GS      | PO       | A        | E        |
|---------------|--------------|------------|----------|----------|----------|
| 2017          | 1.000        | 6-0        | 0        | 3        | 0        |
| <b>CAREER</b> | <b>1.000</b> | <b>6-0</b> | <b>0</b> | <b>3</b> | <b>0</b> |



# MIA DAVIDSON

**CATCHER / INFIELD**

5-5 • R/R • So. • 1L  
Hillsborough, N.C.  
(Orange HS)

**33**

- *USA SOFTBALL COLLEGIATE PLAYER OF THE YEAR WATCH LIST*
- *FASTPITCH NEWS PRESEASON ALL-AMERICAN (SECOND TEAM)*
- *ESPNW'S TOP 25 PLAYERS OF 2019*
- *2019 PRESEASON ALL-SEC TEAM*

## HIGHLIGHTS AND NOTABLES

- Honored as a Top 10 finalist for the Schutt Sports/NFCA National Freshman of the Year and earned NFCA All-South Region Second Team, All-SEC First Team and SEC All-Freshman Team laurels en route to being named the SEC Freshman of the Year
- Started all 61 contests for MSU last season, earning 52 starts behind the dish for the Bulldogs
- Set MSU's single-season record for home runs (19) and closed the season ranked fourth in slugging percentage (.762), sixth in total bases (144) and tied for seventh in RBI (48) in MSU single-season history
- Her 19 home runs over her freshman season already ranks ninth in MSU career annals and were good for the 11th-highest total in the country last season
- Team leader in batting average, slugging percentage, runs scored, hits, RBI, doubles, home runs and total bases last season
- Older sister is fellow MSU teammate, Montana Davidson
- Majoring in kinesiology

## DAVIDSON'S CAREER HIGHS

At Bats: 5 vs. Oklahoma State (Feb. 23, 2018)  
Hits: 3, 3x, last at Ole Miss (April 15, 2018)  
Runs Scored: 3, twice, last vs. Alcorn State (April 10, 2018)  
RBI: 3, 4x, last vs. Tennessee (May 5, 2018)  
Doubles: 1, 13x, last at Ole Miss (April 15, 2018)  
Triples: 1, twice, last vs. South Alabama (Feb. 17, 2018)  
Home Runs: 1, 19x, last at Arizona (May 20, 2018)  
Walks: 3, at Troy (April 25, 2018)  
Stolen Bases: 1, twice, last vs. Boston College (March 7, 2018)  
Putouts: 16, vs. Drake (Feb. 18, 2018)  
Assists: 3, vs. Lamar (March 2, 2018)  
Hitting Streak: 16 games, Feb. 9, 2018 vs. Mississippi Valley State to March 2, 2018 vs. Lamar

| Multiple-Hit Games |           |          |          |          |           | Multiple-RBI Games |           |          |          |          |           |
|--------------------|-----------|----------|----------|----------|-----------|--------------------|-----------|----------|----------|----------|-----------|
|                    | 2         | 3        | 4        | 5+       | Total     |                    | 2         | 3        | 4        | 5+       | Total     |
| 2018:              | 17        | 3        | 0        | 0        | 20        | 2018:              | 11        | 4        | 0        | 0        | 15        |
| <b>Total</b>       | <b>17</b> | <b>3</b> | <b>0</b> | <b>0</b> | <b>20</b> | <b>Total</b>       | <b>11</b> | <b>4</b> | <b>0</b> | <b>0</b> | <b>15</b> |

## DAVIDSON'S CAREER HITTING STATS

| YEAR          | AVG         | GP-GS        | AB         | R         | H         | 2B        | 3B       | HR        | RBI       | TB         | SLG%        | BB        | HBP       | SO        | OB%         | SF       | SH       | SB-ATT     |
|---------------|-------------|--------------|------------|-----------|-----------|-----------|----------|-----------|-----------|------------|-------------|-----------|-----------|-----------|-------------|----------|----------|------------|
| 2018          | .370        | 61-61        | 189        | 50        | 70        | 13        | 2        | 19        | 48        | 144        | .762        | 19        | 11        | 26        | .452        | 2        | 0        | 2-3        |
| <b>CAREER</b> | <b>.370</b> | <b>61-61</b> | <b>189</b> | <b>50</b> | <b>70</b> | <b>13</b> | <b>2</b> | <b>19</b> | <b>48</b> | <b>144</b> | <b>.762</b> | <b>19</b> | <b>11</b> | <b>26</b> | <b>.452</b> | <b>2</b> | <b>0</b> | <b>2-3</b> |

## DAVIDSON'S CAREER FIELDING STATS

| YEAR          | FLD%        | GP-GS        | PO         | A         | E         |
|---------------|-------------|--------------|------------|-----------|-----------|
| 2018          | .961        | 61-61        | 357        | 40        | 16        |
| <b>CAREER</b> | <b>.961</b> | <b>61-61</b> | <b>357</b> | <b>40</b> | <b>16</b> |



# JACKIE MCKENNA

**CATCHER / THIRD BASE**

5-5 • R/R • Fr. • HS  
Parkland, Fla.  
(Marjory Stoneman Douglas HS)

**44**

## HIGHLIGHTS AND NOTABLES

- One of the top defensive players from the state of Florida that prepped at Marjory Stoneman Douglas
- Led the Lady Eagles to the Class 8A District 11 Championship and the 2015 Region 3 Championship as a freshman
- Two-time All-Broward Country honoree and earned All-State honors over here career
- Her brother, John, is currently a baseball standout at Army West Point





# **EMILY WILLIAMS**

## **PITCHER**

5-8 • R/R • SO. • 1L  
Carrolton, Ga.  
(Central HS)

**58**

### **HIGHLIGHTS AND NOTABLES**

- Started 15 contests over her debut season and recorded three relief appearances
- Posted a 5-1 record in the circle behind a 1.74 ERA, the eighth lowest in single-season history, allowing just 13 earned runs over 52.1 innings
- Her 21 total runs allowed over 2018 were the fewest allowed over a season in program history while here 33 hits allowed ranked the second fewest by a Bulldog
- Double majoring in psychology and environmental geosciences

### **WILLIAMS' CAREER HIGHS**

Innings Pitched (Starter): 7.0, vs. Mercer (March 3, 2018)  
Innings Pitched (Reliever): 3.1, vs. Texas A&M (April 8, 2018)  
Strikeouts (Starter): 13, vs. Mercer (March 3, 2018)  
Strikeouts (Reliever): 1, twice, last at South Carolina (April 28, 2018)  
Walks (Starter): 6, twice, last vs. Georgia (March 23, 2018)  
Walks (Reliever): 2, vs. Texas A&M (April 8, 2018)  
Hits Allowed (Starter): 6, 3x, last vs. Memphis (April 17, 2018)  
Hits Allowed (Reliever): 2, at Ole Miss (April 16, 2018)  
Runs Allowed (Starter): 3, 3x, last at Missouri (March 18, 2018)  
Runs Allowed (Reliever): 3, vs. Tennessee (May 4, 2018)  
Earned Runs Allowed (Starter): 2, twice, last vs. Georgia (March 23, 2018)  
Earned Runs Allowed (Reliever): 3, vs. Tennessee (May 4, 2018)

### **WILLIAMS' CAREER PITCHING STATS**

| YEAR   | ERA  | W-L | APP | GS | CG | SHO | SV | IP   | H  | R  | ER | BB | SO | 2B | 3B | HR | B/AVG | WP | HP | SFA | SHA |
|--------|------|-----|-----|----|----|-----|----|------|----|----|----|----|----|----|----|----|-------|----|----|-----|-----|
| 2018   | 1.74 | 5-1 | 18  | 15 | 2  | 0/2 | 0  | 52.1 | 44 | 21 | 13 | 43 | 61 | 7  | 1  | 1  | .221  | 6  | 3  | 0   | 3   |
| CAREER | 1.74 | 5-1 | 18  | 15 | 2  | 0/2 | 0  | 52.1 | 44 | 21 | 13 | 43 | 61 | 7  | 1  | 1  | .221  | 6  | 3  | 0   | 3   |



# **CHRISTIAN QUINN**

## **OUTFIELD**

5-2 • L/R • Jr. • TR  
Hattiesburg, Miss.  
(Florida Southwestern College)

**88**

### **HIGHLIGHTS AND NOTABLES**

- One of the top outfielders on the junior college stage and led FSW to one of the most successful seasons in the program's history
- Helped FSW to its third consecutive Suncoast Conference Championship last season before transferring to MSU
- Helped FSW win the District G Championship before taking the 2018 FCSAA State Championship for the second straight season
- Earn 2018 FCSAA Region 8 First Team All-State and First Team All-Suncoast Conference honors
- Tabbed to the NFCA NJCAA Division I First Team All-Region and Third Team All-American squads
- Selected as the Most Valuable Player of the 2017 NJCAA District/FCSAA
- Closed freshman season earning NFCA NJCAA Division I Second Team All-American, NFCA NJCAA Division I All-Region First Team, FCSAA Region 9 All-State Second Team and Suncoast Conference All-Conference First Team accolades
- Her sister Constance is a former standout softball player at LSU
- Majoring in business administration



## ALYSSA LOZA

### PITCHER

5-6 • R/R • Jr. • TR  
North Torrance, Calif.  
(Arizona State)

# 98

#### HIGHLIGHTS AND NOTABLES

- Experienced pitcher than began her career at Arizona State
- Appeared in six contests as a sophomore and picked up two victories
- Allowed just one earned run to post an 0.58 ERA
- Posted a team-low 1.36 ERA as a freshman, allowing just seven earned run over 36 innings
- Experienced on the international level, having played with both the Mexican National and Junior National teams
- Double majoring in marketing and management



## KAYLA BOSEMAN

### PITCHER / UTILITY

5-4 • R/R • Fr. • HS  
Chattanooga, Tenn.  
(Ooltewah HS)

# 99

#### HIGHLIGHTS AND NOTABLES

- Prepped at Ooltewah High School and was a dual threat in both the circle and at the plate
- Signed with MSU ranked 39th recruit of the 2018 class by FloSoftball and reached as high as 12th in the rankings
- Back-to-back finalist for the Tennessee Gatorade Player of the Year in 2015 and 2016
- Racked up a trio of All-District and Tennessee Sports Writers Association All-State honors
- Earned national recognition as a MaxPrep Freshman All-American and MaxPrep National Freshman of the Year
- Majoring in kinesiology

# 2019 MISSISSIPPI STATE SOFTBALL TV/RADIO ROSTER



00  
Bevia Robinson  
UTL | 5-3 | L/R | Sr.  
Harvest, Ala.



1  
Macey Petrey  
INF | 5-8 | R/R | So.  
Demopolis, Ala.



2  
Kat Moore  
OF | 5-4 | L/R | Sr.  
Holly Springs, Miss.



3  
Candace Denis  
P/UTL | 5-9 | L/R | Jr.  
Malakoff, Texas



7  
Anna Kate Segars  
OF/1B | 5-9 | L/L | Fr.  
Moulton, Ala.



9  
Brooke Cantillo  
OF | 5-2 | L/R | RFr.  
Lake Elsinore, Calif.



10  
Kinsey Goelz  
INF | 5-3 | R/R | RFr.  
Myakka City, Fla.



11  
Emily Heimberger  
UTL | 5-4 | L/R | Sr.  
Pawleys Island, S.C.



12  
Grace Dabbs  
OF | 5-9 | L/R | So.  
Philadelphia, Miss.



13  
O'Neil Roberson  
INF | 5-9 | R/R | So.  
Birmingham, Ala.



14  
Chloe Malau'ulu  
OF | 5-7 | R/R | Fr.  
Long Beach, Calif.



17  
Carter Spexarth  
P/UTL | 5-7 | R/R | So.  
The Woodlands, Texas




21  
Sarai Niu  
INF | 5-10 | R/R | Sr.  
San Diego, Calif.



22  
Lindsey Williams  
INF | 5-5 | R/R | Jr.  
Mobile, Ala.



23  
Taylor Kelly  
UTL | 5-8 | R/R | Sr.  
Calhoun, Ga.



24  
Fa Leilua  
UTL | 5-9 | R/R | Jr.  
Hawthorne, Calif.



25  
Chloe Morgan  
OF | 5-8 | L/R | Fr.  
Batesville, Miss.



26  
Jamie Gregg  
OF | 5-9 | L/R | Fr.  
Hoover, Ala.




31  
Grace Fagan  
P | 6-0 | L/L | Fr.  
Swedesboro, N.J.



32  
Montana Davidson  
INF | 5-4 | R/R | RSo.  
Hillsborough, N.C.



33  
Mia Davidson  
C/INF | 5-5 | R/R | So.  
Hillsborough, N.C.



44  
Jackie McKenna  
C/3B | 5-5 | R/R | Fr.  
Parkland, Fla.



58  
Emily Williams  
P | 5-8 | R/R | So.  
Carrollton, Ga.



88  
Christian Quinn  
OF | 5-2 | L/R | Jr.  
Hattiesburg, Miss.



98  
Alyssa Loza  
P | 5-6 | R/R | Jr.  
North Torrance, Calif.



99  
Kayla Boseman  
P/UTL | 5-4 | R/R | Fr.  
Chattanooga, Tenn.



Vann Stuedeman  
Head Coach  
Eighth Season



Samantha Ricketts  
Associate Head Coach  
Fifth Season



Tyler Bratton  
Assistant Coach  
Sixth Season



Lexie Elkins  
Volunteer Assistant  
First Season