



MOUNT ST. MARY'S WOMEN'S BASKETBALL

2023-2024 GAME NOTES





50th Season of Competition | 814 Wins

Conference Champions
1993, 1994, 1995, 2021, 2022
NCAA Tournament
1994, 1995, 2021, 2022
WNIT Tournament
2014

MOUNT ST. MARY'S (12-15, 9-9 MAAC) vs. SIENA (15-11, 12-6 MAAC)

Saturday, March 2, 2024 | 5 p.m. | Loudonville, N.Y. | UHY Center
Broadcast: ESPN+

LAST GAME'S STARTERS

| | |
|---|--|
|  | 00 Isabella Hunt 5-11 • F • Sr. Johnstown, Pa. Bishop McCort 8.5 PPG 7.9 RPG 2.5 APG 30.6 MPG |
|  | 4 Jo Raflfo 5-11 • G • Jr. Gainesville, Va. Osborn Park (Presbyterian) 12.2 PPG 3.3 RPG 1.4 APG 32.2 MPG |
|  | 11 Jada Lee 5-5 • G • R-Jr. Pittsburgh, Pa. Carlynton 9.3 PPG 4.2 RPG 2.3 APG 31.3 MPG |
|  | 20 Jaedyn Jamison 6-1 • F • R-So. Rocky Mount, Va. Franklin County 2.0 PPG 3.0 RPG 0.6 APG 20.0 MPG |
|  | 22 Jessica Tomasetti 5-5 • G • Jr. North Potomac, Md. Our Lady of Good Counsel 13.1 PPG 3.9 RPG 1.9 APG 34.5 MPG |

BY THE NUMBERS

- 6** In most outcomes, Mount St. Mary's will be the sixth seed at the upcoming MAAC Championship. There are some outside chances they can move up/down one spot.
- 20** Senior Isabella Hunt pulled in 10 or more rebounds in the Manhattan game, collecting 12. She also picked up her eighth career double-double, and fifth this season.
- 31** Jessica Tomasetti stands at 969 career points and is looking to become the 30th person at Mount St. Mary's to eclipse 1,000 points for her career.

THE MATCHUP



| | | |
|-------------|------------------|-------------|
| 54.1 | PPG | 67.7 |
| 58.4 | OPP. PPG | 64.5 |
| .366 | FG% | .419 |
| .382 | OPP. FG% | .402 |
| .263 | 3FG% | .314 |
| .286 | OPP. 3FG% | .323 |
| .693 | FT% | .683 |
| 33.1 | REBS/GM. | 35.9 |
| -6.0 | REBS +/- | -1.5 |
| 10.9 | AST/GM. | 12.9 |
| 8.5 | STL/GM. | 10.8 |
| 2.9 | BLKS/GM. | 3.1 |

THE ALL-TIME SERIES

| | |
|------------------------------|---------------------|
| Overall | 3-1 |
| Division I | Same |
| In Emmitsburg | 1-1 |
| In Loudonville | 1-0 |
| Neutral Site | 1-0 |
| Current Streak - SIE, 1 game | |
| Last Game | 12/18/23 |
| | Saints, 61-55 |
| First Game | 12/3/95 |
| | Mountaineers, 76-69 |

STAT LEADERS

| POINTS PER GAME | | |
|--------------------------------------|-------------------|------|
| MSM | Jessica Tomasetti | 13.1 |
| SIE | Teresa Seppala | 13.4 |
| REBOUNDS PER GAME | | |
| MSM | Isabella Hunt | 7.9 |
| SIE | Anajah Brown | 7.4 |
| ASSISTS PER GAME | | |
| MSM | Isabella Hunt | 2.5 |
| SIE | Elisa Mevius | 4.8 |
| STEALS PER GAME | | |
| MSM | Jada Lee | 2.1 |
| SIE | Elisa Mevius | 4.4 |
| 3-POINTERS | | |
| MSM | Jo Raflfo | 59 |
| SIE | Ahniysha Jackson | 53 |
| FIELD GOAL PERCENTAGE (MIN. 50 ATT.) | | |
| MSM | Isabella Hunt | .453 |
| SIE | Anajah Brown | .512 |
| FREE THROW PERCENTAGE (MIN. 30 ATT.) | | |
| MSM | Jada Lee | .814 |
| SIE | Teresa Seppala | .780 |

NEWS & NOTES

TODAY'S GAME

- Mount St. Mary's looks to win two in a row and cement at least a .500 record in Metro Atlantic Athletic Conference (MAAC) in their final true road game of the regular season at Siena.
- Defeating Manhattan 58-43 last Thursday, the Mount held the Jaspers to 17 second half points and four for the entire fourth quarter. Jessica Tomasetti led the charge with 18 points, and Isabella Hunt collected her eighth double-double of the season.
- The team is pretty closed to locked in as the sixth seed at the upcoming MAAC Tournament. Win out/lose out scenarios and a couple complicated long shot odds are in play that would move the Mount up or down in the standings.

SERIES BITS

- After the Mount won its first three games over Siena, the Saints got their first win in the series this past December 18.
- Before that, Mount St. Mary's swept the 2022-23 season series and took a non-conference game in 1995.

THE MOUNT'S TRACK RECORD

- Mount St. Mary's finished their first season in the MAAC with a record of 7-13 in the league, and 12-19 for the entire season.
- The program secured its 800th victory against Siena on February 4th, 2023.
- Antoine White enters his third season at the helm as the Mount's seventh head coach. He holds a record of 40-47, 27-27 in league play, and led the team to the 2022 Northeast Conference Championship.
- Through 27 games this year and as of 3/1/24, the Mountaineers are 58th in the nation in defense (3rd in MAAC) and 338th in offense (10th in MAAC).
- Last season, the Mount ranked 143rd nationally and sixth in the MAAC for scoring defense (63.1 points per game) and 308th in scoring offense (57.5 PPG). Mount stood 73rd in three pointers per game, second-best in the conference.
- Isabella Hunt ranked fifth in the MAAC in rebounds per game and ninth in both total steals and steals per game, and Jo Raflfo finished seventh in the conference for blocks per game.
- Before joining as a full-time member, the Mount was 16-21 against MAAC teams. Combining the two together means the program is now 31-43 all-time against the league.

2023-2024 SCHEDULE

Overall: 12-15 | MAAC: 9-9
Home: 6-6 | Away: 6-9 | Neutral: 0-0
NET RANKING: 281

| | | |
|---------|---------------------------------------|---------------|
| 11/9 | at Howard | L, 58-39 |
| 11/15 | at Navy | W, 67-59 (OT) |
| 11/18 | CORNELL | L, 52-47 |
| 11/22 | at Fairleigh Dickinson | W, 64-50 |
| 11/29 | at UMES | L, 69-52 |
| 12/2 | at Loyola | L, 63-42 |
| 12/5 | BUCKNELL | W, 55-46 |
| 12/9 | GEORGE MASON | L, 77-30 |
| 12/16 | at Fairfield * | L, 62-44 |
| 12/18 | SIENA * | L, 61-55 |
| 12/22 | at #25 TCU | L, 87-34 |
| 12/30 | BYRN ATHYN (EXHIBITION) | W, 101-37 |
| 1/4 | at Canisius * | L, 62-49 |
| 1/6 | at Niagara * | L, 72-61 |
| 1/11 | QUINNIPIAC * | W, 56-50 |
| 1/18 | MARIST * | L, 45-44 |
| 1/20 | at Rider * | W, 60-53 |
| 1/25 | at Saint Peter's * | W, 52-49 |
| 1/27 | NIAGARA * | L, 80-63 |
| 2/1 | IONA * | W, 55-48 |
| 2/3 | at Manhattan * | L, 67-60 |
| 2/8 | RIDER * | W, 64-43 |
| 2/10 | CANISIUS * | W, 70-56 |
| 2/15 | at Quinnipiac * | W, 54-45 |
| 2/17 | FAIRFIELD * | L, 61-59 |
| 2/22 | at Marist * | W, 72-57 |
| 2/24 | at Iona * | L, 62-56 |
| 2/29 | MANHATTAN * | W, 58-43 |
| 3/2 | at Siena * | 5:00 pm |
| 3/9 | SAINT PETER'S * | 1:00 pm |
| 3/12-16 | MAAC Tournament (Atlantic City, N.J.) | |

CONNECT WITH MOUNT



FACEBOOK
/MountAthletics



YOUTUBE
/MountAthletics
TWITTER/X
@MountAthletics
@Mount_WBB



#MountUp #GoMount

ATHLETICS COMMUNICATIONS

SID Matt McCann | Email m.c.mccann@msmary.edu
Phone 302-858-2315



QUICK FACTS

MOUNT ST. MARY'S UNIVERSITY

| | |
|----------------------------|-------------------------|
| Location | Emmitsburg, Md. |
| Founded | 1808 |
| Enrollment | 2,166 |
| Nickname | Mountaineers, the Mount |
| Colors | Blue and White |
| National Affiliation | NCAA Division I |
| Conference | Metro Atlantic (MAAC) |
| Athletic Website | mountathletics.com |
| University Website | msmary.edu |
| President | Dr. Tim Trainor |
| Athletic Director | Brad Davis |

STAFF/INFORMATION

| | |
|------------------------------|--------------------|
| Head Coach | Antoine White |
| Assistant Coach | Joe Haigh |
| Assistant Coach | Kelsey Funderburgh |
| Assistant Coach | Maggie Tien |
| Director of Operations | Tess Borgosz |

KNOTT ARENA

| | |
|------------------------------|---------------|
| Opened | Nov. 28, 1987 |
| Season | 37th |
| Capacity | 3,121 |
| White's Record at Home | 25-16 |

WOMEN'S BASKETBALL HISTORY

| | |
|---|------------------|
| All-Time Record | 815-586 |
| NEC Record (1989-2022) | 357-231 |
| MAAC Record | 16-22 |
| First Season | 1974-75 |
| Season | 50th |
| NCAA Tournament | 11 (4 DI, 7 DII) |
| - Tournament Record 5-11 (0-4 DI/5-7 DII) | |
| Last NCAA Tourn. Appearance - 2021-22 | |
| Conference Tournament Titles - 10 (6 DI, 4 DII) | |
| Most wins in a season | 26 in '83-'84 |
| Most wins in DI season | 25 in '93-'94 |
| Last winning season | 16-13 in '21-'22 |

2022-23 RECORD

| | |
|---------------------|-------------------|
| Record | 12-19 (7-13 MAAC) |
| Home Games | 8-6 |
| Road Games | 3-11 |
| Neutral Games | 1-2 |

2023-24 OUTLOOK

| | |
|------------------------------------|---------------------|
| Letterwinners Returning/Lost | 8/5 |
| Starters Returning/Lost | 3/2 |
| Newcomers | 5 |
| Returning Scoring | 828/1,782 (46.5%) |
| Returning Rebounds | 693/1,008 (68.7%) |
| Returning Assists | 218/344 (63.4%) |
| Returning Minutes | 3,350/6,250 (53.6%) |

MOUNT ST. MARY'S NEWS AND NOTES

THAT'S NIFTY!

2023-24 marks the 50th season of Mount St. Mary's women's basketball. Dating back to the Mount's first-ever game on December 4, 1974, the team has taken to the court 1,374 times entering this fall.

RETURN OF THE MAAC

This season is the second for the Mount since making the move to the Metro Atlantic Athletic Conference (MAAC) in 2022. They matched preseason expectations in their inaugural MAAC run, finishing in eighth place in the league. After defeating Canisius in the opening round, they came within two points of upsetting the eventual champion Iona.

HOW THE MOUNT MATCHED UP IN THE MAAC

In their first year battling with 10 new conference foes, the Mount swept Saint Peter's, Siena, and Canisius while splitting with the Rider Broncs. Their first victory in the new league was against the Saints at home December 19.

ON THE HUNT

Senior forward Isabella Hunt recorded a career-high 16 points in a pivotal 55-48 victory over Iona on February 1, and upped it with 21 points in the team's win against Rider one week later.

TOMASETTI TERRIFIC

Senior guard Jessica Tomasetti earned a spot on the MAAC All-Preseason Team, capturing a Third Team selection. The North Potomac, Maryland native is the top returning scorer for the Mount after averaging 10.7 points in her junior year. She also finished second on the team in rebounds (169, 5.5/game) and assists with 64. This season she is second on the team in scoring, and posted a career high 29 points in the February 10 win against Canisius and 12 field goals in the February 3 game at Manhattan. She also stands 31 points away from 1,000 for her career.

DISTRIBUTING THE ROCK

Below is a breakdown of the team's record related to the number of players who score:

| | |
|-----------------|-------------------|
| 9 Players | 2-0 (Navy, RIDER) |
| 8 Players | 3-4 |
| 7 Players | 0-4 |
| 6 Players | 6-5 |
| 5 Players | 1-2 |

BOX THEM OUT!

While there have only been three game this season where the Mount has out-rebounded the competition, it's a strong indicator for how the squad will fare. They are 6-1 when matching or exceeding the competition and 6-14 versus everyone else. Under Coach White, the team is 23-5 when crashing the boards and 17-42 when the competition does better.

WHO'S DIALING FROM LONG DISTANCE?

The past few years have seen the Mountaineers display effectiveness in three-point shooting, evidenced by finishing second in the MAAC in treys last year. But the departures of Michaela Harrison, Aryna Taylor and Natalie Villafior come with losing 57 percent of the long-range makes from a year ago. Mount looks to Jo Raflo and Tomasetti - who combined for 62 triples last year - to lead the charge among the returners. Raflo logged her 38th triple against Rider on January 20, placing her on the top 10 list for juniors at the Mount.

RAFLO'S RECORD DAYS

Jo Raflo put on an electric performance in the team's game with Cornell on November 18th. She scored the first 15 points for the team - the lone scorer in the opening quarter - and set new career highs for three-pointers (8), field goals (9) and points (26). Six weeks later, Raflo upped her efforts in a game against Niagara, becoming the first Mountaineer to score 30+ points in three years. The junior went 11-for-20 from the field that afternoon.

LET'S CALL IT A COMEBACK!

In the past two-plus years, the Mountaineers have come back six times trailing at halftime to achieve victory, including the Bucknell and Manhattan contests this season:

- Bryant, 1/15/22 (down 4)
- UMBC, 12/10/22 (down 7)
- Saint Peter's, 2/11/23 (down 3)
- Canisius, 3/2/23 (down 6)
- Bucknell, 12/5/23 (down 3)
- Manhattan, 2/29/24 (down 5)

FULFILLING A ROLE

Redshirt freshman Giana Hoddinott has made an impact on the bench since her return from injury. The Littlestown, Pa. native averages 2.1 points, 2.0





MOUNT ST. MARY'S NEWS AND NOTES

rebounds and 1.4 assists per game. Hoddinott hit a career-high seven points versus Niagara, and six assists at Manhattan.

MIND THE GAP

The December 9 game against George Mason, a 47 point margin in score, was the second widest margin of defeat for the team in a home contest. Below are the three biggest gaps in scoring in Emmitsburg, both for victories and for defeats:

- 87 | Mount St. Mary's 102, Valley Forge 15 (11-13-2021)
- 73 | Mount St. Mary's 95, Hood 22 (2-16-1976)
- 61 | Mount St. Mary's 113, Shippensburg 52 (1-14-1986)
- 51 | Pitt 82, Mount St. Mary's 31 (11-20-2007)
- 47 | George Mason 77, Mount St. Mary's 30 (11-9-2023)
- 44 | Georgetown 104, Mount St. Mary's 60 (11-24-1998)

ENTERING THE PORTAL

Four newcomers to the Mountaineers are all transfers, picked from the NCAA Transfer Portal. Guard Maddie Novak comes to the Mount from Stetson, center Jackie Christ arrives from Radford, forward Aniya Walker from Duquesne, and guard KC Carter from Cornell. All enter the team as graduate students.

FRESH FACES

In addition to the transfers brought in, the team also adds a pair of freshman to the mix. Gabrielle Kennerly is a local player, competing out of Howard High School in Ellicott City. Tessa Engleman on the other hand is an international student originally from Calgary, who gained experience at the DME Academy in Florida.

HIKING OFF THE MOUNTAIN

Three prominent members of the team will not return after exhausting their collegiate eligibility. Michaela Harrison finished her Mount career with 1,776 points, good for third on the all-time list. Aryna Taylor continued to battle injuries, but finished strong with 8.2 points averaged over 24 contests (seven starts) to finish 34th among Mountaineers on the points list. Natalie Villaflor made an impact in her one season in Emmitsburg, even cracking the top 100 points list with 314, good for 96th place. Carissa Dunham and Isabella Pelaia also transferred to Division II and NAIA institutions.

NON-CONFERENCE ALTERATIONS

This year's schedule away from MAAC games has a much more local flair than in year's past. When home games factor in, the Mount will play in the state of Maryland or D.C. for seven of the nine contests. The lone long distance and Power 5 opponent is TCU, played December 22 in Fort Worth.

REACHING TO NEW HEIGHTS

Being tall is a much sought after advantage in basketball, and this edition of the Mountaineers leans into this idea. Six members of the team are listed as being taller than 6', including two newcomers that are 6'3" (Christ, Engelman).

TAKING THE TESS

A member of the 2021-22 Northeast Conference championship squad, Tess Borgosz returns to Emmitsburg to become part of the coaching staff. Borgosz serves as the new Director of Women's Basketball Operations after Maggie Tien received a promotion to assistant coach. Joe Haigh and Kelsey Funderburgh continues to their roles from a year ago under third-year coach Antoine White.

HOME VS. ROAD

All games on the schedule carry either a home or away designation during the regular season. For the 2022-23 campaign, the Mountaineers went 8-6 on the Knott Arena floor, including their 200th conference victory at home. Away from Emmitsburg, they went 3-11 in true road games and were 1-2 on neutral sites, which included the postseason. All road victories were also MAAC wins - Saint Peter's, Siena and Canisius. As of February 15, Mount has six road wins, doubling last year's total, and are 6-6 on the Knott Arena floor.

RECORD RANKINGS

JESSICA TOMASETTI

- > 30th - Career Points - 969
- > 6th - Career Free Throw Percentage - .797
- > 6th - Free Throw Percentage in a Season - .821

ISABELLA HUNT

- > 59th - Career Points - 685
- > 3rd - Steals as a Junior - 94
- > 5th - Rebounds as a Junior - 227
- > 5th - Rebounds as a Senior - 213

JO RAFLO

- > 70th - Career Points - 569
- > 2nd - Blocks in a Sophomore Season - 34
- > 2nd - 3 Point Field Goals as a Junior - 59
- > 7th - Blocks in a Season - 34
- > 8th - Blocks as a Junior - 23
- > T-10th - 3 Point Field Goals as a Sophomore - 35

JADA LEE

- > 89th - Career Points - 367

TOP 100 NCAA TEAM STAT RANKINGS*

- > 53rd - Scoring Defense - 58.4
- > 57th - Three Point Percentage Defense - .286
- > 77th - Field Goal Percentage Defense - .382

TOP 100 NCAA IND. STAT RANKINGS*

- > 82nd - Jo Raflo - Three Point Attempts - 175
- > 90th - Jessica Tomasetti - Minutes per Game - 34.48
- > 98th - Jo Raflo - Three Pointers per Game - 2.19
- > 99th - Jada Lee - Steals Per Game - 2.08

* As of 3/1/24
















AROUND THE METRO ATLANTIC ATHLETIC CONFERENCE



2023-2024 MAAC STANDINGS



| | SCHOOL | MAAC | PCT. | OVERALL | PCT. | HOME | AWAY | NEUT. | STR. | NET |
|--|------------------|------|-------|---------|------|------|------|-------|------|-----|
|  | Fairfield | 17-0 | 1.000 | 25-1 | .962 | 12-0 | 13-1 | 0-0 | W23 | 83 |
|  | Niagara | 13-5 | .722 | 16-12 | .571 | 9-3 | 7-7 | 0-2 | W1 | 226 |
|  | Siena | 12-6 | .667 | 15-11 | .577 | 8-4 | 7-7 | 0-0 | W2 | 192 |
|  | Manhattan | 10-7 | .588 | 17-9 | .654 | 10-2 | 7-7 | 0-0 | L1 | 237 |
|  | Canisius | 10-8 | .556 | 15-12 | .556 | 7-5 | 8-7 | 0-0 | L1 | 248 |
|  | Mount St. Mary's | 9-9 | .500 | 12-15 | .444 | 6-6 | 6-9 | 0-0 | W1 | 281 |
|  | Quinnipiac | 7-11 | .389 | 10-17 | .370 | 6-6 | 4-10 | 0-1 | L6 | 278 |
|  | Iona | 6-11 | .353 | 11-15 | .423 | 5-7 | 6-8 | 0-0 | W3 | 287 |
|  | Rider | 6-11 | .353 | 9-17 | .346 | 7-6 | 2-11 | 0-0 | L1 | 335 |
|  | Saint Peter's | 3-14 | .176 | 6-20 | .231 | 4-7 | 2-13 | 0-0 | L3 | 326 |
|  | Marist | 3-14 | .176 | 5-22 | .185 | 3-8 | 2-12 | 0-2 | L11 | 349 |

RANKINGS AND POLLS

THE MOUNT'S TEAM RANKS IN THE MAAC

| Category | Rank | Average |
|-----------------------|------|---------|
| Scoring Offense | 10th | 54.1 |
| Scoring Defense | 3rd | 58.4 |
| Field Goal % | 9th | .366 |
| 3-Point % | 11th | .263 |
| Free Throw % | 7th | .693 |
| Blocks/Game | 5th | 2.9 |
| Steals/Game | 5th | 8.5 |
| Assists/Game | 10th | 10.9 |
| Rebounding Margin | 11th | -6.0 |
| Assist/Turnover Ratio | 8th | 0.7 |

2023-24 MAAC PRESEASON COACHES POLL

| Rank | Team |
|------|------------------|
| 1. | Niagara (7) |
| 2. | Siena (3) |
| 3. | Fairfield (1) |
| 4. | Marist |
| 5. | Quinnipiac |
| 6. | Manhattan |
| 7. | Iona |
| 8. | Mount St. Mary's |
| 9. | Canisius |
| 10. | Rider |
| 11. | Saint Peter's |

MAAC SCHEDULE

Saturday, March 2

Fairfield at Manhattan, 2
 Rider at Canisius, 1
 Iona at Niagara, 2
 Saint Peter's at Marist, 4
 Mount St. Mary's at Siena, 5

Thursday, March 7

Siena at Rider, 5
 Fairfield at Saint Peter's, 7
 Manhattan at Marist, 7
 Quinnipiac at Iona, 7

Saturday, March 9

Saint Peter's at Mount St. Mary's, 1
 Iona at Manhattan, 1
 Marist at Quinnipiac, 2
 Canisius at Niagara, 2
 Rider at Fairfield, 2





2023-24 NUMERICAL ROSTER

| # | Name | Pos. | Cl. | Ht. | Hometown / High School / Previous School |
|----|------------------------|------|-------|------|---|
| 00 | Isabella Hunt | F | Sr. | 5-11 | Johnstown, Pa. / Bishop McCort |
| 1 | KC Carter | G | Gr. | 5-8 | Brooklyn, N.Y. / Holderness [N.H.] (Cornell) |
| 2 | Tessa Engleman | F | Fr. | 6-2 | Calgary, Alberta, Canada / DME Academy [Fla.] |
| 3 | Maddie Novak | G | Gr. | 6-0 | Oxford, Mich. / Detroit Country Day (Stetson) |
| 4 | Jo Raffo | G | Jr. | 5-10 | Gainesville, Va. / Osbourn Park (Presbyterian) |
| 5 | Gabrielle Kennerly | G | Fr. | 5-9 | Ellicott City, Md. / Howard |
| 6 | Rosa Revueltas | G | Jr. | 5-8 | Almeria, Spain / Colegio Altaduna (Arizona Western) |
| 11 | Jada Lee | G | R-Jr. | 5-5 | Pittsburgh, Pa. / Carlynton |
| 12 | Giana Hoddinott | G | R-Fr. | 5-9 | Littlestown, Pa. / Delone Catholic |
| 13 | Aniya Walker | F | Gr. | 6-2 | Pittsburgh, Pa. / Ambridge Area |
| 15 | Jasmine Lindsay-Huskey | G | Jr. | 5-10 | Middletown, Md. / St. John's Catholic Prep |
| 20 | Jaedyn Jamison | F | R-So. | 6-1 | Rocky Mount, Va. / Franklin County |
| 22 | Jessica Tomasetti | G | Sr. | 5-5 | North Potomac, Md. / Our Lady of Good Counsel |
| 33 | McKenzie Matheny | F | So. | 5-11 | West Springfield, Va. / West Springfield |
| 50 | Jackie Christ | C | Gr. | 6-3 | Sterling, Va. / Dominion (Radford) |

Head Coach: Antoine White (Southern Vermont '16), 8th season (3rd as HC)

Assistant Coach: Kelsey Funderburgh (Walsh '16), 6th season

Assistant Coach: Joe Haigh (Notre Dame '95), 2nd season

Assistant Coach: Maggie Tien (Washington Adventist '20), 3rd Season

Director of Operations: Tess Borgosz (Towson '21), 1st season

2023-24 ALPHABETICAL ROSTER

| # | Name | Pos. | Cl. | Ht. | Hometown / High School / Previous School |
|----|------------------------|------|-------|------|---|
| 1 | KC Carter | G | Gr. | 5-8 | Brooklyn, N.Y. / Holderness [N.H.] (Cornell) |
| 50 | Jackie Christ | C | Gr. | 6-3 | Sterling, Va. / Dominion (Radford) |
| 2 | Tessa Engleman | F | Fr. | 6-2 | Calgary, Alberta, Canada / DME Academy [Fla.] |
| 12 | Giana Hoddinott | G | R-Fr. | 5-9 | Littlestown, Pa. / Delone Catholic |
| 00 | Isabella Hunt | F | Sr. | 5-11 | Johnstown, Pa. / Bishop McCort |
| 20 | Jaedyn Jamison | F | R-So. | 6-1 | Rocky Mount, Va. / Franklin County |
| 5 | Gabrielle Kennerly | G | Fr. | 5-9 | Ellicott City, Md. / Howard |
| 11 | Jada Lee | G | R-Jr. | 5-5 | Pittsburgh, Pa. / Carlynton |
| 15 | Jasmine Lindsay-Huskey | G | Jr. | 5-10 | Middletown, Md. / St. John's Catholic Prep |
| 33 | McKenzie Matheny | F | Fr. | 5-11 | West Springfield, Va. / West Springfield |
| 3 | Maddie Novak | G | Gr. | 6-0 | Oxford, Mich. / Detroit Country Day (Stetson) |
| 4 | Jo Raffo | G | Jr. | 5-10 | Gainesville, Va. / Osbourn Park (Presbyterian) |
| 6 | Rosa Revueltas | G | Jr. | 5-8 | Almeria, Spain / Colegio Altaduna (Arizona Western) |
| 22 | Jessica Tomasetti | G | Sr. | 5-5 | North Potomac, Md. / Our Lady of Good Counsel |
| 13 | Aniya Walker | F | Gr. | 6-2 | Pittsburgh, Pa. / Ambridge Area |

Head Coach: Antoine White (Southern Vermont '16), 8th season (3rd as HC)

Assistant Coach: Kelsey Funderburgh (Walsh '16), 6th season

Assistant Coach: Joe Haigh (Notre Dame '95), 2nd season

Assistant Coach: Maggie Tien (Washington Adventist '20), 3rd season

Director of Operations: Tess Borgosz (Towson '21), 1st season

PRONUNCIATION GUIDE

| # | Name | Pronunciation |
|----|-------------------|---------------|
| 4 | Jo Raffo | RAH-flo |
| 6 | Rosa Revueltas | ruh-VELT-us |
| 12 | Giana Hoddinott | HODD-nott |
| 13 | Aniya Walker | uh-NYE-uh |
| 20 | Jaedyn Jamison | JAY-den |
| 22 | Jessica Tomasetti | THOMAS-eddy |
| 33 | McKenzie Matheny | muh-THEE-knee |
| 50 | Jackie Christ | CHRIST |

ROSTER BREAKDOWN

BY STATE/PROVINCE

| | |
|--|---|
| * PENNSYLVANIA | 4 |
| -- Hunt, Lee, Hoddinott, Walker | |
| * VIRGINIA | 4 |
| -- Jamison, Matheny, Raffo, Christ | |
| * MARYLAND | 3 |
| -- Tomasetti, Lindsay-Huskey, Kennerly | |
| * ALBERTA | 1 |
| -- Engleman | |
| * MICHIGAN | 1 |
| -- Novak | |
| * NEW YORK | 1 |
| -- Carter | |
| * SPAIN (Andalusia) | 1 |
| -- Revueltas | |

BY CLASS

| | |
|--|---|
| * FRESHMEN | 3 |
| -- Engelman, Hoddinott (R-Fr.), Kennerly | |
| * SOPHOMORES | 2 |
| -- Jamison (R-So.), Matheny | |
| * JUNIORS | 4 |
| -- Raffo, Revueltas, Lee (R-Jr.), Lindsay-Huskey | |
| * SENIORS | 2 |
| -- Hunt, Tomasetti | |
| * GRADUATE STUDENTS | 4 |
| -- Carter, Christ, Novak, Walker | |

BY POSITION

| | |
|---|---|
| * GUARD | 9 |
| -- Hoddinott, Lee, Lindsay-Huskey, Raffo, Tomasetti, Kennerly, Novak, Carter, Revueltas | |
| * FORWARD | 5 |
| -- Hunt, Jamison, Matheny, Engelman, Walker | |
| * CENTER | 1 |
| -- Christ | |

BY HEIGHT

| | |
|--------------------------|---|
| * 5'5" | 2 |
| -- Lee, Tomasetti | |
| * 5'8" | 2 |
| -- Carter, Revueltas | |
| * 5'9" | 2 |
| -- Hoddinott, Kennerly | |
| * 5'10" | 2 |
| -- Lindsay-Huskey, Raffo | |
| * 5'11" | 1 |
| -- Hunt, Matheny | |
| * 6'0" | 1 |
| -- Novak | |
| * 6'1" | 1 |
| -- Jamison | |
| * 6'2" | 2 |
| -- Engelman, Walker | |
| * 6'3" | 1 |
| -- Christ | |



2023-24 TV/RADIO CHART



00

Isabella Hunt
F | 5-11 | Senior
Johnstown, Pa.



1

K.C. Carter
G | 5-8 | Graduate
Brooklyn, N.Y.



2

Tessa Engelman
F | 6-2 | Freshman
Calgary, Alberta, Canada



3

Maddie Novak
G | 6-0 | Graduate
Oxford, Mich.



4

Jo Rafflo
G | 5-11 | Junior
Gainesville, Va.



5

Gabrielle Kennerly
G | 5-9 | Freshman
Ellicott City, Md.



6

Rosa Revueltas
G | 5-8 | Junior
Almeria, Spain



11

Jada Lee
G | 5-5 | R-Junior
Pittsburgh, Pa.



12

Giana Hoddinott
G | 5-9 | R-Freshman
Littlestown, Pa.



13

Aniya Walker
F | 6-2 | Graduate
Pittsburgh, Pa.



15

Jasmine Lindsay-Huskey
G | 5-10 | Junior
Middletown, Md.



20

Jaedyn Jamison
F | 6-1 | R-Sophomore
Rocky Mount, Va.



22

Jessica Tomasetti
G | 5-5 | Senior
North Potomac, Md.



33

McKenzie Matheny
F | 5-11 | Sophomore
West Springfield, Va.



50

Jackie Christ
C | 6-3 | Graduate
Sterling, Va.



HC

Antoine White
Third Season
Southern Vermont '16



HEAD COACH ANTOINE WHITE



8th Season at the Mount | 3rd as Head Coach
 Birthday: March 26, 1989 (Age: 34)
 Southern Vermont '16
 Career Record: 40-47

MEET THE STAFF

ANTOINE WHITE - 8th Season (3rd as HC) (Southern Vermont '16)

2016-18 Mount St. Mary's Assistant Coach
 2019-21 Mount St. Mary's Associate HC
 2021-present Mount St. Mary's Head Coach

KELSEY FUNDERBURGH - 6th Season (Walsh '16)

2017-19 Mount St. Mary's Dir. of Operations
 2019-20 Monmouth Dir. of Operations
 2020-present Mount St. Mary's Assistant Coach

JOE HAIGH - 2nd Season (Notre Dame '95)

2004-06 Randolph-Macon Assistant Coach
 2006-08 VCU Director of Operations
 2008-12 Saint Francis U Assistant Coach
 2012-18 Saint Francis U Head Coach
 2019-20 Siena Assistant Coach
 2021-22 Sacred Heart Assistant Coach
 2022-present Mount St. Mary's Assistant Coach

MAGGIE TIEN - 3rd Season (Washington Adventist '20)

2021-23 Mount St. Mary's Director of Operations
 2023-present Mount St. Mary's Assistant Coach

TESS BORGOSZ - 1st Season (Towson '21)

2023-present Mount St. Mary's Director of Operations

THE WHITE FILE

AT MOUNT ST. MARY'S (AS ASSISTANT)

| SEASON | RECORD | NEC | NOTE |
|---------|--------|------|----------------|
| 2016-17 | 12-18 | 10-8 | NEC Tournament |
| 2017-18 | 9-20 | 6-12 | |
| 2018-19 | 15-16 | 8-10 | NEC Semis |
| 2019-20 | 20-11 | 14-4 | NEC Semis |
| 2020-21 | 17-7 | 14-4 | NEC Champions |

AT MOUNT ST. MARY'S (AS HEAD COACH)

| SEASON | RECORD | NEC/MAAC | NOTE |
|---------|--------|----------|-------------------|
| 2021-22 | 16-13 | 11-5 | NEC Champions |
| 2023-24 | 12-19 | 7-13 | MAAC Quarterfinal |
| 2023-24 | 12-15 | 9-9 | |
| | 40-47 | 27-27 | |

Overall (3rd season): 40-47

MOUNT'S RECORD VS. 2023-24 OPPONENTS

| TEAM | ALL-TIME |
|------------------------|---------------|
| Howard | 4-8 |
| Navy | 20-9 |
| Cornell | 0-2 |
| Fairleigh Dickinson | 37-27 |
| Maryland Eastern Shore | 15-4 |
| Loyola | 27-16 |
| Bucknell | 6-3 |
| George Mason | 1-4 |
| TCU | FIRST MEETING |
| Canisius | 6-2 |
| Fairfield | 1-6 |
| Iona | 0-3 |
| Manhattan | 0-3 |
| Marist | 15-4 |
| Niagara | 1-4 |
| Quinnipiac | 7-22 |
| Rider | 19-7 |
| Saint Peter's | 5-6 |
| Siena | 3-0 |

ANTOINE WHITE BIO

Antoine White was named the seventh head coach of the Mount St. Mary's women's basketball program on March 30, 2021.

In his first season, he guided an already accomplished team to another successful campaign. After securing a third-place finish in the regular season, the Mountaineers won three straight games in the Northeast Conference Tournament to advance to their second straight NCAA Tournament. One of the inaugural First Four teams in the women's tournament, they battled from being 22 points down in a near-comeback against the Longwood Lancers.

Promoted to Associate Head Coach in the summer of 2019, White is entering his sixth season on the Mount's women's basketball staff. While an associate, he handled the Mount's defensive scheme while also being in charge of opponent scouts during the season. He also excels in individual workout and player development.

White graduated in May of 2016 from Southern Vermont College in Bennington, Vt., where he rounded out his career as the Mountaineers' all-time career assists leader with 242 in 59 games played (4.1 ast/g). White was a three-year team captain at SVC, helping guide his squad to an ECAC Championship in 2015 and NECC Championship in 2016. The Bethesda, Md. native also holds the record for most assists in a single season in program history, tallying 177 during the 2013-14 campaign as he earned Team Co-MVP honors.

Prior to his time at Southern Vermont College, White worked as a coach with the KOA Sports travel team, and as the head JV coach and assistant varsity coach at his alma mater, Walt Whitman High School, in Bethesda.

MOUNT ST. MARY'S COACHING HISTORY

| NAME | YEARS | SEASONS | RECORD | NEC/MAAC |
|--------------------|--------------|---------|---------|----------|
| REV. JAMES DELANEY | 1974-1978 | 4 | 45-30 | |
| FRED CARTER | 1978-1981 | 3 | 60-32 | |
| BILL SHEAHAN | 1981-1998 | 17 | 372-104 | 124-30 |
| VANESSA BLAIR | 1998-2007 | 9 | 120-135 | 97-67 |
| BRYAN WHITTEN | 2007-2017 | 10 | 117-184 | 71-91 |
| MARIA MARCHESANO | 2017-2021 | 4 | 61-54 | 42-30 |
| ANTOINE WHITE | 2021-present | 3 | 40-47 | 27-27 |





2023-24 MOUNT ST. MARY'S WOMEN'S BASKETBALL

THE MOUNT'S RECORD WHEN...

| | 23-24 | White's |
|---------|--------|--------------|
| Venue | Season | Mount Career |
| Overall | 12-15 | 40-47 |
| Home | 6-6 | 25-16 |
| Away | 6-9 | 14-28 |
| Neutral | 0-0 | 1-3 |

| | 23-24 | White's |
|--------------------------|--------|--------------|
| Halftime | Season | Mount Career |
| MSM led at halftime | 10-2 | 31-8 |
| Opponent led at halftime | 2-11 | 6-35 |
| Tied at halftime | 0-2 | 3-4 |

| | 23-24 | White's |
|-------------------------|--------|--------------|
| Scoring Offense | Season | Mount Career |
| MSM scored 100+ points | 0-0 | 1-0 |
| MSM scored 90-99 points | 0-0 | 0-0 |
| MSM scored 80-89 points | 0-0 | 2-0 |
| MSM scored 70-79 points | 2-0 | 8-3 |
| MSM scored 60-69 points | 4-3 | 20-6 |
| MSM scored 50-59 points | 6-4 | 9-20 |
| MSM scored 40-49 points | 0-5 | 0-12 |
| MSM scored 0-39 points | 0-3 | 0-6 |

| | 23-24 | White's |
|--------------------------|--------|--------------|
| Scoring Defense | Season | Mount Career |
| MSM allowed 100+ points | 0-0 | 0-1 |
| MSM allowed 90-99 points | 0-0 | 0-3 |
| MSM allowed 80-89 points | 0-2 | 0-7 |
| MSM allowed 70-79 points | 0-2 | 2-7 |
| MSM allowed 60-69 points | 0-8 | 4-19 |
| MSM allowed 50-59 points | 6-2 | 20-8 |
| MSM allowed 40-49 points | 6-1 | 13-1 |
| MSM allowed 0-39 points | 0-0 | 1-1 |

| | 23-24 | White's |
|-----------------|--------|--------------|
| Overtime | Season | Mount Career |
| Overtime | 1-0 | 2-1 |
| Double Overtime | 0-0 | 0-0 |
| Triple Overtime | 0-0 | 0-0 |

| | 23-24 | White's |
|----------|--------|--------------|
| Month | Season | Mount Career |
| November | 2-3 | 4-12 |
| December | 1-5 | 6-11 |
| January | 3-4 | 11-11 |
| February | 6-3 | 13-10 |
| March | 0-0 | 6-3 |

| | 23-24 | White's |
|-----------|--------|--------------|
| Day | Season | Mount Career |
| Sunday | 0-0 | 2-2 |
| Monday | 0-1 | 3-3 |
| Tuesday | 1-0 | 2-4 |
| Wednesday | 2-1 | 3-2 |
| Thursday | 7-3 | 14-15 |
| Friday | 0-1 | 1-2 |
| Saturday | 2-9 | 15-19 |

| | 23-24 | White's |
|------------------------|--------|--------------|
| Field Goal Percentage | Season | Mount Career |
| MSM led in FG% | 11-3 | 30-16 |
| Opponent led in FG% | 1-12 | 8-31 |
| Game ended tied in FG% | 0-0 | 2-0 |

| | 23-24 | White's |
|-------------------------|--------|--------------|
| 3-point FG Percentage | Season | Mount Career |
| MSM led in 3FG% | 7-6 | 26-17 |
| Opponent led in 3FG% | 4-9 | 13-30 |
| Game ended tied in 3FG% | 1-0 | 1-0 |

| | 23-24 | White's |
|------------------------|--------|--------------|
| Free Throw Percentage | Season | Mount Career |
| MSM led in FT% | 5-5 | 21-21 |
| Opponent led in FT% | 7-10 | 18-26 |
| Game ended tied in FT% | 0-0 | 1-0 |

| | 23-24 | White's |
|-----------------------------|--------|--------------|
| Rebounds | Season | Mount Career |
| MSM led in rebounds | 6-1 | 20-4 |
| Opponent led in rebounds | 5-14 | 17-42 |
| Game ended tied in rebounds | 1-0 | 3-1 |

| | 23-24 | White's |
|----------------------------|--------|--------------|
| Assists | Season | Mount Career |
| MSM led in assists | 9-3 | 26-15 |
| Opponent led in assists | 2-11 | 10-30 |
| Game ended tied in assists | 1-1 | 4-2 |

| | 23-24 | White's |
|---------------------------|--------|--------------|
| Steals | Season | Mount Career |
| MSM led in steals | 10-6 | 29-16 |
| Opponent led in steals | 2-7 | 9-24 |
| Game ended tied in steals | 0-2 | 2-7 |

| | 23-24 | White's |
|---------------------------|--------|--------------|
| Blocks | Season | Mount Career |
| MSM led in blocks | 6-8 | 23-17 |
| Opponent led in blocks | 2-7 | 5-24 |
| Game ended tied in blocks | 4-0 | 12-6 |

| | 23-24 | White's |
|--------------------------|--------|--------------|
| Turnovers | Season | Mount Career |
| MSM had fewer turnovers | 8-5 | 27-11 |
| Opponent fewer turnovers | 1-10 | 9-34 |
| Game ended tied in TO's | 3-0 | 4-2 |

| | 23-24 | White's |
|-----------------------|--------|--------------|
| Team Records | Season | Mount Career |
| Against Winning Teams | 2-6 | 7-24 |
| Against Losing Teams | 9-6 | 28-17 |
| Against .500 Teams | 1-3 | 3-6 |

| | 23-24 | White's |
|-------------------|--------|--------------|
| Streak Builder | Season | Mount Career |
| Coming off a Win | 3-8 | 16-22 |
| Coming off a Loss | 9-5 | 22-21 |

| | 23-24 | White's |
|-----------------|---------|--------------|
| Longest Streaks | Season | Mount Career |
| Winning | 3 games | 6 games |
| Losing | 6 games | 6 games |

MISCELLANEOUS STATS

| DOUBLE-DIGIT SCORING | 2023-24 | CAREER |
|------------------------------|-----------|------------|
| Jessica Tomasetti (Sr.) | 18 (11-7) | 43 (25-18) |
| Isabella Hunt (Sr.) | 11 (7-4) | 26 (17-9) |
| Jo Ralfo (Jr.) | 16 (9-7) | 24 (14-10) |
| Jada Lee (R-Jr.) | 12 (7-5) | 14 (8-6) |
| Rosa Revueltas (Jr.) | 2 (1-1) | 2 (1-1) |
| Jaedyn Jamison (R-So.) | 1 (1-0) | 1 (1-0) |
| Jasmine Lindsay-Huskey (Jr.) | -- | 1 (0-1) |
| KC Carter (Gr.) | 1 (0-1) | 1 (0-1) |

| DOUBLE-DOUBLES | 2023-24 | CAREER |
|-------------------------|---------|---------|
| Isabella Hunt (Sr.) | 5 (4-1) | 8 (6-2) |
| Jessica Tomasetti (Sr.) | -- | 2 (2-0) |
| Jo Ralfo (Jr.) | -- | 1 (0-1) |

| 20+ POINT SCORING | 2023-24 | CAREER |
|-------------------------|---------|---------|
| Jessica Tomasetti (Sr.) | 5 (3-2) | 7 (4-3) |
| Jo Ralfo (Jr.) | 3 (0-3) | 5 (1-4) |
| Isabella Hunt (Sr.) | 1 (1-0) | 1 (1-0) |

| 30+ POINT SCORING | 2023-24 | CAREER |
|-------------------|---------|---------|
| Jo Ralfo (Jr.) | 1 (0-1) | 1 (0-1) |

| 10+ REBOUNDING | 2023-24 | CAREER |
|-------------------------|---------|-----------|
| Isabella Hunt (Sr.) | 9 (6-3) | 20 (12-8) |
| Jessica Tomasetti (Sr.) | -- | 3 (2-1) |
| Jaedyn Jamison (R-So.) | 1 (1-0) | 1 (1-0) |
| Jo Ralfo (Jr.) | -- | 1 (0-1) |

| LED TEAM IN SCORING | 2023-24 | CAREER |
|------------------------------|----------|-----------|
| Jessica Tomasetti (Sr.) | 13 (6-7) | 17 (6-11) |
| Jo Ralfo (Jr.) | 8 (4-4) | 13 (6-7) |
| Isabella Hunt (Sr.) | 2 (2-0) | 4 (2-2) |
| Jada Lee (R-Jr.) | 4 (1-3) | 4 (1-3) |
| Jasmine Lindsay-Huskey (Jr.) | -- | 1 (0-1) |
| Tessa Engelman (Fr.) | 1 (0-1) | 1 (0-1) |
| KC Carter (Gr.) | 1 (0-1) | 1 (0-1) |

| LED TEAM IN REBOUNDS | 2023-24 | CAREER |
|-------------------------|------------|------------|
| Isabella Hunt (Sr.) | 21 (11-10) | 53 (29-24) |
| Jessica Tomasetti (Sr.) | 3 (0-3) | 16 (6-10) |
| Jada Lee (R-Jr.) | 3 (2-1) | 3 (2-1) |
| Jo Ralfo (Jr.) | 1 (0-1) | 4 (1-3) |
| McKenzie Matheny (So.) | -- | 1 (0-1) |
| Jackie Christ (Gr.) | 1 (0-1) | 1 (0-1) |
| Tessa Engelman (Fr.) | 1 (0-1) | 1 (0-1) |
| Jaedyn Jamison (R-So.) | 1 (0-1) | 1 (0-1) |

| LED TEAM IN ASSISTS | 2023-24 | CAREER |
|------------------------------------|----------|------------|
| Isabella Hunt (Sr.) | 9 (3-6) | 30 (13-17) |
| Jessica Tomasetti (Sr.) | 8 (2-6) | 19 (9-10) |
| Jada Lee (R-Jr.) | 13 (7-6) | 15 (8-7) |
| Giana Hoddinott (R-Fr.) | 5 (4-1) | 5 (4-1) |
| Jo Ralfo (Jr.) | 4 (2-2) | 5 (2-3) |
| Tessa Engelman (Fr.) | 1 (1-0) | 1 (1-0) |
| McKenzie Matheny (So.) | -- | 1 (0-1) |
| Jasmine Lindsay-Huskey (Jr.) | -- | 1 (0-1) |
| Eight Different Players (12/31/22) | -- | 1 (0-1) |

() denotes team's record in those games



@MOUNTATHLETICS | #GOMOUNT



2023-24 MOUNT ST. MARY'S WOMEN'S BASKETBALL

2023-24 SUPERLATIVES

Mount Individual Superlatives

| | |
|-------------|--------------------------------------|
| Points | 30, Rafo, at Niagara (1-6-24) |
| Field Goals | 12, Tomasetti, at Manhattan (2-3-24) |
| 3-Point FG | 8, Rafo, CORNELL (11-18-23) |
| Free Throws | 11, Tomasetti, at Navy (11-15-23) |
| Rebounds | 15, Hunt, at Navy (11-15-23) |
| Assists | 7, Lee, IONA (2-1-24) |
| Steals | 6, Tomasetti, at FDU (11-22-23) |
| Blocks | 4, Rafo, at Marist (2-22-24) |

Mount Team Superlatives

| | |
|-------------|---------------------------|
| Points | 72, at Marist (2-22-24) |
| Field Goals | 29, CANISIUS (2-10-24) |
| | 29, at Marist (2-22-24) |
| 3-Point FG | 9, CORNELL (11-18-23) |
| | 9, QUINNIPIAC (1-11-24) |
| Free Throws | 21, at Navy (11-15-23) |
| Rebounds | 48, at Marist (2-22-24) |
| Assists | 19, at Manhattan (2-3-24) |
| Steals | 18, at Manhattan (2-3-24) |
| Blocks | 7, at Rider (1-20-24) |

Miscellaneous Mount Numbers

| | |
|---------------------------|----------------------------|
| Most points scored | 72, at Marist (2-22-24) |
| Fewest points scored | 30, GEORGE MASON (12-9-23) |
| Most points allowed | 87, at TCU (12-22-23) |
| Fewest points allowed | 43, RIDER (2-8-24) |
| | 43, MANHATTAN (2-29-24) |
| Largest halftime lead | 15, at FDU (11-22-23) |
| Largest halftime deficit | 28, GEORGE MASON (12-9-23) |
| Most 1st quarter points | 24, at FDU (11-22-23) |
| Fewest 1st quarter | 4, at Loyola (12-2-23) |
| Most 2nd quarter | 21, RIDER (2-8-24) |
| | 21, CANISIUS (2-10-24) |
| Fewest 2nd quarter | 2, at Fairfield (12-16-23) |
| Most 3rd quarter | 23, at Marist (2-22-24) |
| | 23, MANHATTAN (2-29-24) |
| Fewest 3rd quarter | 3, at TCU (12-22-23) |
| Most 4th quarter | 21, at Rider (1-20-24) |
| Fewest 4th quarter | 6, at Howard (11-9-23) |
| Largest margin of victory | 21, RIDER (2-8-24) |
| Smallest margin of defeat | 1, MARIST (1-18-24) |
| Largest lead surrendered | 17, at Niagara (1-6-24) |
| Largest deficit overcome | 10, at Howard (11-9-23) |

Opponent Team Superlatives

| | |
|-------------|----------------------------|
| Points | 87, at TCU (12-22-23) |
| Field Goals | 38, at TCU (12-22-23) |
| 3-Point FG | 13, GEORGE MASON (12-9-23) |
| Free Throws | 19, CORNELL (11-18-23) |
| Rebounds | 56, GEORGE MASON (12-9-23) |
| Assists | 29, at TCU (12-22-23) |
| Steals | 19, NIAGARA (1-27-24) |
| Blocks | 7, at TCU (12-22-23) |

2023-24 SCORING BREAKDOWN

| Date | Opponent | STARTERS | BENCH | TOTAL |
|-------|--------------------|----------|-------|-------|
| 11/9 | at Howard | 25 | 14 | 39 |
| 11/15 | at Navy | 49 | 18 | 67 |
| 11/18 | CORNELL | 39 | 8 | 47 |
| 11/22 | at FDU | 49 | 15 | 64 |
| 11/29 | at UMES | 38 | 14 | 52 |
| 12/2 | at Loyola | 33 | 9 | 42 |
| 12/5 | BUCKNELL | 47 | 8 | 55 |
| 12/9 | GEORGE MASON | 26 | 4 | 30 |
| 12/16 | at Fairfield * | 35 | 9 | 44 |
| 12/18 | SIENA * | 49 | 6 | 55 |
| 12/22 | at TCU | 25 | 9 | 34 |
| 1/4 | at Canisius * | 40 | 9 | 49 |
| 1/6 | at Niagara * | 50 | 11 | 61 |
| 1/11 | QUINNIPIAC * | 43 | 13 | 56 |
| 1/18 | MARIST * | 39 | 5 | 44 |
| 1/20 | at Rider * | 57 | 3 | 60 |
| 1/25 | at Saint Peter's * | 37 | 15 | 52 |
| 1/27 | NIAGARA * | 43 | 20 | 63 |
| 2/1 | IONA * | 53 | 2 | 55 |
| 2/3 | at Manhattan * | 55 | 5 | 60 |
| 2/8 | RIDER * | 54 | 10 | 64 |
| 2/10 | CANISIUS * | 62 | 8 | 70 |
| 2/15 | at Quinnipiac * | 49 | 5 | 54 |
| 2/17 | FAIRFIELD * | 57 | 2 | 59 |
| 2/22 | at Marist * | 58 | 14 | 72 |
| 2/24 | at Iona * | 52 | 4 | 56 |
| 2/29 | MANHATTAN * | 50 | 8 | 58 |
| 3/2 | at Siena * | | | |
| 3/9 | SAINT PETER'S * | | | |

2023-24 REBOUNDING BREAKDOWN

| Date | Opponent | MOUNT | OPP. | +/- |
|-------|--------------------|-------|------|-----|
| 11/9 | at Howard | 32 | 37 | -5 |
| 11/15 | at Navy | 43 | 42 | +1 |
| 11/18 | CORNELL | 26 | 33 | -7 |
| 11/22 | at FDU | 32 | 39 | -7 |
| 11/29 | at UMES | 26 | 47 | -21 |
| 12/2 | at Loyola | 19 | 45 | -26 |
| 12/5 | BUCKNELL | 33 | 33 | 0 |
| 12/9 | GEORGE MASON | 33 | 56 | -23 |
| 12/16 | at Fairfield * | 31 | 48 | -17 |
| 12/18 | SIENA * | 35 | 36 | -1 |
| 12/22 | at TCU | 26 | 49 | -23 |
| 1/4 | at Canisius * | 31 | 37 | -6 |
| 1/6 | at Niagara * | 30 | 38 | -8 |
| 1/11 | QUINNIPIAC * | 32 | 37 | -5 |
| 1/18 | MARIST * | 37 | 43 | -6 |
| 1/20 | at Rider * | 37 | 35 | +2 |
| 1/25 | at Saint Peter's * | 39 | 44 | -5 |
| 1/27 | NIAGARA * | 41 | 40 | +1 |
| 2/1 | IONA * | 30 | 40 | -10 |
| 2/3 | at Manhattan * | 22 | 35 | -13 |
| 2/8 | RIDER * | 40 | 29 | +11 |
| 2/10 | CANISIUS * | 35 | 39 | -4 |
| 2/15 | at Quinnipiac * | 40 | 33 | +7 |
| 2/17 | FAIRFIELD * | 27 | 36 | -9 |
| 2/22 | at Marist * | 48 | 33 | +15 |
| 2/24 | at Iona * | 35 | 40 | -5 |
| 2/29 | MANHATTAN * | 33 | 30 | +3 |
| 3/2 | at Siena * | | | |
| 3/9 | SAINT PETER'S * | | | |

2023-24 MOUNT ST. MARY'S GAME-BY-GAME STARTERS

| Date | Opponent | 1 | 2 | 3 | 4 | 5 | Together | Lineup |
|-------|--------------------|------|----------|---------|------|-----------|----------|--------|
| 11/9 | at Howard | Hunt | Engelman | Novak | Rafo | Tomasetti | 0-1 | 1 |
| 11/15 | at Navy | Hunt | Engelman | Novak | Rafo | Tomasetti | 1-1 | 1 |
| 11/18 | CORNELL | Hunt | Engelman | Novak | Rafo | Tomasetti | 1-2 | 1 |
| 11/22 | at FDU | Hunt | Lee | Jamison | Rafo | Tomasetti | 1-0 | 2 |
| 11/29 | at UMES | Hunt | Lee | Jamison | Rafo | Tomasetti | 1-1 | 2 |
| 12/2 | at Loyola | Hunt | Lee | Jamison | Rafo | Tomasetti | 1-2 | 2 |
| 12/5 | BUCKNELL | Hunt | Lee | Christ | Rafo | Tomasetti | 1-0 | 3 |
| 12/9 | GEORGE MASON | Hunt | Lee | Christ | Rafo | Tomasetti | 1-1 | 3 |
| 12/16 | at Fairfield * | Hunt | Lee | Christ | Rafo | Tomasetti | 1-2 | 3 |
| 12/18 | SIENA * | Hunt | Lee | Christ | Rafo | Tomasetti | 1-3 | 3 |
| 12/22 | at TCU | Hunt | Lee | Christ | Rafo | Tomasetti | 1-4 | 3 |
| 1/4 | at Canisius * | Hunt | Lee | Jamison | Rafo | Tomasetti | 1-3 | 2 |
| 1/6 | at Niagara * | Hunt | Lee | Jamison | Rafo | Tomasetti | 1-4 | 2 |
| 1/11 | QUINNIPIAC * | Hunt | Lee | Jamison | Rafo | Tomasetti | 2-4 | 2 |
| 1/18 | MARIST * | Hunt | Lee | Jamison | Rafo | Tomasetti | 2-5 | 2 |
| 1/20 | at Rider * | Hunt | Lee | Jamison | Rafo | Tomasetti | 3-5 | 2 |
| 1/25 | at Saint Peter's * | Hunt | Lee | Jamison | Rafo | Tomasetti | 4-5 | 2 |
| 1/27 | NIAGARA * | Hunt | Lee | Jamison | Rafo | Tomasetti | 4-6 | 2 |
| 2/1 | IONA * | Hunt | Lee | Jamison | Rafo | Tomasetti | 5-6 | 2 |
| 2/3 | at Manhattan * | Hunt | Lee | Jamison | Rafo | Tomasetti | 5-7 | 2 |
| 2/8 | RIDER * | Hunt | Lee | Jamison | Rafo | Tomasetti | 6-7 | 2 |
| 2/10 | CANISIUS * | Hunt | Lee | Jamison | Rafo | Tomasetti | 7-7 | 2 |
| 2/15 | at Quinnipiac * | Hunt | Lee | Jamison | Rafo | Tomasetti | 7-8 | 2 |
| 2/17 | FAIRFIELD * | Hunt | Lee | Jamison | Rafo | Tomasetti | 8-8 | 2 |
| 2/22 | at Marist * | Hunt | Lee | Jamison | Rafo | Tomasetti | 8-9 | 2 |
| 2/24 | at Iona * | | | | | | | |
| 2/29 | MANHATTAN * | | | | | | | |
| 3/2 | at Siena * | | | | | | | |
| 3/9 | SAINT PETER'S * | | | | | | | |





LAST TIME IT HAPPENED FOR THE MOUNT

Mount won back-to-back games: CANISIUS (2-10-24); at Quinnipiac (2-15-24)

Mount lost back-to-back games: at Canisius (1-4-24); at Niagara (1-6-24)

Mount played an overtime game: at Navy (11-15-23); W, 67-59 (ot)

Mount played a multi-overtime game: at Wagner (3-5-21), L, 73-68 (2ot)

Mount won an overtime game: at Navy (11-15-23); W, 67-59 (ot)

Mount lost an overtime game: at Rider (2-23-23), L, 68-59 (ot)

Mount scored 100+ points in a game: VALLEY FORGE (11-13-21), W, 102-15

Mount allowed 100+ points in a game: at Virginia Tech (11-7-22), L, 101-45

Mount scored 90-99 points in a game: BRYANT (2-20-21), W, 92-54

Mount allowed 90-99 points in a game: at Lehigh (11-19-21), L, 91-72

Mount won a game on a neutral site: vs. Canisius (3-7-23), W, 52-41 - Atlantic City, N.J.

Mount lost a game on a neutral site: vs. Iona (3-8-23), L, 37-39 - Atlantic City, N.J.

Mount won by 20-29 points: RIDER (2-8-24), W, 64-43

Mount lost by 20-29 points: at Loyola (12-2-23), L, 63-42

Mount won by 30-39 points: WAGNER (3-14-21), W, 70-38

Mount lost by 30-39 points: at Sacred Heart (2-9-19), L, 76-41

Mount won by 40 or more points: VALLEY FORGE (11-13-21), W, 102-15

Mount lost by 40 or more points: at TCU (12-22-23), L, 87-34

A Mount player had a triple double: Kim Rhock, St. Francis Brooklyn (2-13-90), 19 p, 14 r, 10 s

A Mount player had a double double: Isabella Hunt, MANHATTAN (2-29-24), 10 p, 12 r

Two Mount players had a double double: at Rider (2-23-23); Isabella Hunt 11p, 13 r; Natalie Villafior 11p, 10 r

Two Mount players with 20 points: MARYLAND EASTERN SHORE (12-18-21), Bresee (27); Agentowicz (23)

Three Mount players with 20 points: WAGNER (1-18-14) Brewer (23); Henderson (21); Grossett (20)

Mount player with 20 points and 10 rebounds: Jo Rafllo, NIAGARA (1-28-23), 22 p, 11 r

Five or more Mount players scored 10 points or more: CANISIUS (1-14-23)
- Rafllo 16, Villafior 14, Tomasetti 12, Taylor 11, Harrison 10

Two Mount players had 10 or more rebounds: at Rider (1-20-24): Isabella Hunt, 13; Jaedyn Jamison, 10

A Mount player had 20 or more points:
Home: Jessica Tomasetti, 29, CANISIUS (2-10-24) | Away: Jessica Tomasetti, 25, at Manhattan (2-3-24) | Neutral: Kendall Bresee, 20, Longwood (3-17-22)

A Mount player had 30 or more points:
Home: Michaela Harrison, BRYANT (2-20-21), 35 | Away: Jo Rafllo, at Niagara (1-6-24), 30

A Mount player had 40 or more points:
Home: Kim Rhock, Monmouth (2-8-90), 50 | Away: Margaret Diaz, at West Chester (12-11-81), 41

A Mount player had 10 or more rebounds:
Home: Isabella Hunt, MANHATTAN (2-29-24), 12 | Away: Isabella Hunt, at Quinnipiac (2-15-24), 13 | Neutral: Jessica Tomasetti, vs. Canisius (3-7-23), 10

A Mount player had 15 or more rebounds:
Home: Kendall Bresee, CENTRAL CONNECTICUT (1-24-21), 15 | Away: Isabella Hunt, at Navy (11-15-23), 15

A Mount player had 20 or more rebounds:
Home: Vanessa Blair, Navy (11-21-91), 21 | Away: Beth Foster, at Monmouth (1-24-02), 23

A Mount player had 10 or more assists:
Home: Hassanah Oliver, Quinnipiac (1-30-10), 12 | Away: Ashley Christie, at FDU (2-10-14), 10

A Mount player had 10 or more ft made:
Home: Kendall Bresee, BRYANT (2-21-21), 11 | Away: Jessica Tomasetti, at Navy (11-15-23), 11

A Mount player had 10 or more field goals made:
Home: Jessica Tomasetti, CANISIUS (2-10-24), 11 | Away: Jessica Tomasetti, at Manhattan (2-3-24), 12

A Mount player had 5 or more 3-pt field goals:
Home: Jo Rafllo, IONA (2-1-24), 5 | Away: Jo Rafllo, at Niagara (1-6-24), 5

A Mount player had 5 or more steals:
Home: Jada Lee, RIDER (2-8-24), 5 | Away: Isabella Hunt, at Manhattan (2-3-24), 5

A Mount player had 5 or more blocks:
Home: Rebecca Lee, ST. FRANCIS BROOKLYN (1-8-21), 5 | Away: Rebecca Lee, at Wagner (3-5-21), 5

Mount won a Conference Playoff Game:
Home: BRYANT (3-13-22), W, 60-42 (CHAMPIONSHIP) | Away: at SFBK (3-11-19), W, 80-74 (QF) | Neutral: vs. Canisius (3-7-23), W, 52-41 (1st)

Mount lost a Conference Playoff Game:
Home: SAINT FRANCIS U (3-12-14), L, 68-63 (SF) | Away: at Robert Morris (3-4-19), L, 69-65 (SF) | Neutral: vs. Iona (3-8-23), L, 37-39 (QF)

Mount played a Conference Playoff Game:
Home: BRYANT (3-13-22), W, 60-42 (CHAMPIONSHIP) | Away: at Robert Morris (3-4-19), L, 69-65 (SF) | Neutral: vs. Canisius (3-7-23), W, 52-41 (1st)

POSTSEASON HISTORY

NCAA Tournament Appearances: 11 (4 DI, 7 DII)

* Division I (3): '94, '95, '21, '22

* Division II (7): '82, '83, '84, '85, '86, '87, '88

NCAA Tournament Record: 5-11 Overall

* Division I: 0-4

* Division II: 5-7

NCAA Tournament Appearances:

* Last Appearance: 3/17/22 (74-70 loss to Longwood)

* Last Win: 3/7/87 (88-75 win over Virginia State)

Regular Season Conference Titles: 10 (ALL DI)

* Northeast (DI): '90, '91, '92, '93, '94, '95, '96, '99, '01, '21

Conference Tournament Titles: 9 (5 DI, 4 DII)

* Northeast Conference (DI): '93, '94, '95, '21, '22

* Mason-Dixon Conference (DII): '85, '86, '87, '88

Conference Tournament Appearances: 30

NEC - '90, '91, '92, '93, '94, '95, '96, '97, '98, '99, '00, '01, '02, '03, '04, '05, '06, '07, '08, '09, '12, '13, '14, '15, '16, '17, '19, '20, '21, '22

Conference Tournament Record: 26-24

WNIT Postseason Appearances: 1

*14

WOMEN'S BASKETBALL TIMELINE

- Mount St. Mary's is founded in 1808
- First admitted women in 1972
- First women's basketball season in 1974-75 coached by Rev. James Delaney
- Former Mount Men's Basketball and NBA player Fred Carter takes over as Head Coach in 1978-79
- Mount plays its final season in the AIAW in 1980-81; makes move to NCAA Division II before the 1981-82 season
- Bill Sheahan hired before the 1981-82 season and leads the Mount to third place in the Division II NCAA Tournament
- First season in Knott Arena in 1987-88
- Moved from Division II to Division I in 1988-89
- Joined the Northeast Conference in 1989-90
- Mount wins first NEC Tournament title in 1992-93 season
- Mount wins NEC Tournament and berth in NCAA Tournament in back-to-back seasons in 1993-94 and 1994-95
- Former Mount great Vanessa Blair named Head Coach and earns NEC Coach of the Year in first season in 1998-99
- Gained University status in 2004; switches name from Mount St. Mary's College to Mount St. Mary's University
- Mount makes Postseason WNIT for first time in school history in 2013-14
- Won first NEC Regular Season title for first time in 20 years and went to NCAA Tournament for first time in 26 years in 2020-2021 season under Coach Maria Marchesano
- Antoine White named seventh Head Coach in Team History on March 30, 2021
- Mount goes to back-to-back tournaments for the second time in program history for 2021 and 2022





2023-24 MOUNT ST. MARY'S WOMEN'S BASKETBALL



Isabella
HUNT

5-11 | Forward | Senior
Johnstown, Pennsylvania
Bishop McCort

2022-23 SEASON: Continued to be a valuable presence in the Mount's lineup ... Finished the season averaging 5.8 per game, but led the team in rebounds, assists and steals ... Picked up 7.3 rebounds per game with 94 assists, 62 steals and 13 blocks ... Started all 31 games, making 62 field goals (four three-pointers) and added 53 foul shots ... Reached double figures six times, including a double-double of 11 points and 13 rebounds in the team's February 7th and two blocks versus Manhattan on February 25th ... Moved up to 83rd on the Mount's all-time list.

2021-22 SEASON: Jumped into the starting lineup full-time as the team's primary post player ... Averaged 6.6 points and 6.0 rebounds per game while adding 45 assists and 35 steals ... Recorded two double-doubles, with the first coming against Valley Forge at 15 points and 11 rebounds ... The point total from that game serves as both a season and career high ... Added 13 rebounds in a win over Bryant on February 5th ... Shot 45.7 percent from the field and hit 3 out of 4 from long range, including the game clincher against Wagner during the NEC semifinals ... Reached the top 100 in program scoring while playing in the postseason.

2020-21 SEASON: Immediate contributor to the Mount's frontcourt as a freshman ... Competed in 23 out of 24 games and averaged 12.3 minutes per contest ... Debuted in reserve time against Howard on November 30th ... Finished the season averaging 3.7 points and 3.6 rebounds a game ... Highest point total came in the Mount's win over Central Connecticut on January 24th, scoring 13 points in 17 minutes of court time ... Reached double digit scoring again during the team's semifinal game with Fairleigh Dickinson ... Season high in rebounds was nine at LIU February 13th ... Shot 52.9 percent from the floor, and added 22 assists, 11 steals and six blocks for the season.

HIGH SCHOOL: Lettered all four years in basketball with an additional three in soccer for Bishop McCort ... averaged a double-double with four assists per game for the Crimson Crushers ... Hunt was named Second Team All-State as a junior and senior ... Captain for basketball and soccer her junior and senior years ... Team were state runners-up for 2016-17 and were district champions in both 2016-17 and 2017-18 ... Soccer team won two district titles with Hunt earning an all-conference honor as a junior ... Member of the high honor roll all four years.

PERSONAL: Sports Management major at the Mount ... Competed for USA Basketball 3x3

2023-24
AVERAGES
POINTS
8.5

REBOUNDS
7.9
ASSISTS
2.5

FG%
45.3
3FG%
10.0

FT%
74.6

CAREER HIGHS

| POINTS | FIELD GOALS | THREE POINTERS | FREE THROWS | REBOUNDS |
|------------------------------------|----------------------------|-------------------------------------|-------------------------------|------------------------------|
| 21 | 9 | 1 7x | 9 | 15 |
| RIDER February 8, 2024 | RIDER February 8, 2024 | last CORNELL November 18, 2023 | at Navy November 15, 2023 | at Navy November 15, 2023 |
| ASSISTS | STEALS | BLOCKS | MINUTES | |
| 9 | 7 | 2 2x | 40 | |
| PITT-JOHNSTOWN December 7, 2022 | LOYOLA December 3, 2022 | last MANHATTAN February 25, 2023 | at Rider February 23, 2023 | |

SEASON HIGHS

| POINTS | FIELD GOALS | THREE POINTERS | FREE THROWS | REBOUNDS |
|---------------------------------|---------------------------------------|-----------------------------------|-------------------------------------|------------------------------|
| 21 | 9 | 1 | 9 | 15 |
| RIDER February 1, 2024 | RIDER February 8, 2024 | CORNELL November 18, 2023 | at Navy November 15, 2023 | at Navy November 15, 2023 |
| ASSISTS | STEALS | BLOCKS | MINUTES | |
| 6 3x | 5 2x | 1 6x | 39 2x | |
| last SIENA December 18, 2023 | last at Manhattan February 3, 2024 | last at Rider January 20, 2024 | last MANHATTAN February 29, 2024 | |

2023-2024 GAME LOG

| Opponent | Date | GS | Total | | | 3-Pointers | | Free throws | | Rebounds | | | | PF | A | TO | BLK | STL | PTS | AVG | |
|--------------------|------------|----|--------|--------|--------|------------|------|-------------|-------|----------|-----|-----|------|-----|----|----|-----|-----|-----|-----|-----|
| | | | FG-FGA | PCT | | 3FG-3FGA | PCT | FT-FTA | PCT | OFF | DEF | TOT | AVG | | | | | | | | |
| at Howard | 11/09/2023 | * | 33:29 | 2-5 | .400 | 0-0 | .000 | 0-2 | .000 | 1 | 8 | 9 | 9.0 | 1 | 6 | 4 | 1 | 0 | 4 | 4.0 | |
| at Navy | 11/15/2023 | * | 39:05 | 3-8 | .375 | 0-0 | .000 | 9-11 | .818 | 2 | 13 | 15 | 12.0 | 3 | 6 | 5 | 0 | 0 | 15 | 9.5 | |
| Cornell | 11/18/2023 | * | 35:37 | 2-5 | .400 | 1-3 | .333 | 2-2 | 1.000 | 0 | 5 | 5 | 9.7 | 4 | 1 | 6 | 0 | 2 | 7 | 8.7 | |
| at FDU | 11/22/2023 | * | 21:17 | 2-5 | .400 | 0-1 | .000 | 0-0 | .000 | 2 | 3 | 5 | 8.5 | 2 | 2 | 1 | 0 | 1 | 4 | 7.5 | |
| at UMS | 11/29/2023 | * | 27:15 | 4-7 | .571 | 0-0 | .000 | 1-2 | .500 | 1 | 6 | 7 | 8.2 | 3 | 3 | 3 | 0 | 0 | 9 | 7.8 | |
| at Loyola Maryland | 12/02/2023 | * | 30:49 | 3-7 | .429 | 0-2 | .000 | 0-0 | .000 | 1 | 3 | 4 | 7.5 | 3 | 1 | 1 | 1 | 0 | 6 | 7.5 | |
| Bucknell | 12/05/2023 | * | 34:12 | 2-6 | .333 | 0-1 | .000 | 4-4 | 1.000 | 3 | 9 | 12 | 8.1 | 3 | 3 | 2 | 0 | 1 | 8 | 7.6 | |
| George Mason | 12/09/2023 | * | 28:28 | 2-6 | .333 | 0-1 | .000 | 0-0 | .000 | 1 | 6 | 7 | 8.0 | 0 | 0 | 4 | 0 | 3 | 4 | 7.1 | |
| at Fairfield | 12/16/2023 | * | 29:30 | 2-3 | .667 | 0-0 | .000 | 2-2 | 1.000 | 1 | 3 | 4 | 7.6 | 5 | 1 | 8 | 1 | 2 | 6 | 7.0 | |
| Siena | 12/18/2023 | * | 30:54 | 2-5 | .400 | 0-1 | .000 | 3-4 | .750 | 3 | 7 | 10 | 7.8 | 4 | 6 | 3 | 1 | 2 | 7 | 7.0 | |
| at TCU | 12/22/2023 | * | 18:01 | 0-6 | .000 | 0-0 | .000 | 0-0 | .000 | 1 | 1 | 2 | 7.3 | 1 | 2 | 1 | 0 | 0 | 0 | 6.4 | |
| at Canisius | 01/04/2024 | * | 30:53 | 5-10 | .500 | 0-0 | .000 | 0-0 | .000 | 3 | 9 | 12 | 7.7 | 4 | 3 | 1 | 0 | 0 | 10 | 6.7 | |
| at Niagara | 01/06/2024 | * | 34:32 | 3-10 | .300 | 0-0 | .000 | 0-0 | .000 | 0 | 8 | 8 | 7.7 | 4 | 5 | 5 | 0 | 0 | 6 | 6.6 | |
| Quinnipiac | 01/11/2024 | * | 26:53 | 2-3 | .667 | 0-0 | .000 | 0-0 | .000 | 2 | 5 | 7 | 7.6 | 3 | 3 | 0 | 0 | 1 | 4 | 6.4 | |
| Marist | 01/18/2024 | * | 33:05 | 2-9 | .222 | 0-1 | .000 | 0-2 | .000 | 1 | 9 | 10 | 7.8 | 3 | 3 | 1 | 1 | 5 | 4 | 6.3 | |
| at Rider | 01/20/2024 | * | 35:35 | 3-10 | .300 | 0-0 | .000 | 1-2 | .500 | 1 | 12 | 13 | 8.1 | 3 | 3 | 5 | 1 | 1 | 7 | 6.3 | |
| at Saint Peter's | 01/25/2024 | * | 28:19 | 2-9 | .222 | 0-0 | .000 | 0-0 | .000 | 1 | 3 | 4 | 7.9 | 4 | 0 | 1 | 0 | 4 | 4 | 6.2 | |
| Niagara | 01/27/2024 | * | 33:19 | 5-7 | .714 | 0-0 | .000 | 1-1 | 1.000 | 0 | 8 | 8 | 7.9 | 2 | 3 | 5 | 0 | 2 | 11 | 6.4 | |
| Iona | 02/01/2024 | * | 33:53 | 7-10 | .700 | 0-0 | .000 | 2-3 | .667 | 1 | 6 | 7 | 7.8 | 3 | 0 | 4 | 0 | 3 | 16 | 6.9 | |
| at Manhattan | 02/03/2024 | * | 31:49 | 4-11 | .364 | 0-0 | .000 | 2-2 | 1.000 | 1 | 1 | 2 | 7.6 | 3 | 5 | 1 | 0 | 5 | 10 | 7.1 | |
| Rider | 02/08/2024 | * | 30:41 | 9-12 | .750 | 0-0 | .000 | 3-4 | .750 | 8 | 2 | 10 | 7.7 | 1 | 2 | 1 | 0 | 1 | 21 | 7.8 | |
| Canisius | 02/10/2024 | * | 28:29 | 5-6 | .833 | 0-0 | .000 | 3-3 | 1.000 | 1 | 7 | 8 | 7.7 | 4 | 2 | 0 | 0 | 2 | 13 | 8.0 | |
| at Quinnipiac | 02/15/2024 | * | 35:28 | 5-11 | .455 | 0-0 | .000 | 4-6 | .667 | 5 | 8 | 13 | 7.9 | 4 | 2 | 2 | 0 | 0 | 14 | 8.3 | |
| Fairfield | 02/17/2024 | * | 25:16 | 4-6 | .667 | 0-0 | .000 | 2-2 | 1.000 | 2 | 4 | 6 | 7.8 | 5 | 2 | 3 | 0 | 3 | 10 | 8.3 | |
| at Marist | 02/22/2024 | * | 27:47 | 5-9 | .556 | 0-0 | .000 | 1-3 | .333 | 3 | 5 | 8 | 7.8 | 2 | 1 | 1 | 0 | 0 | 11 | 8.4 | |
| at Iona | 02/24/2024 | * | 22:13 | 2-5 | .400 | 0-0 | .000 | 4-4 | 1.000 | 1 | 4 | 5 | 7.7 | 4 | 2 | 1 | 0 | 1 | 8 | 8.4 | |
| Manhattan | 02/29/2024 | * | 39:00 | 5-12 | .417 | 0-0 | .000 | 0-0 | .000 | 5 | 7 | 12 | 7.9 | 2 | 1 | 0 | 0 | 4 | 10 | 8.5 | |
| Totals | | | 27 | 825:47 | 92-203 | .453 | 1-10 | .100 | 44-59 | .746 | 51 | 162 | 213 | 7.9 | 80 | 68 | 69 | 6 | 43 | 229 | 8.5 |

CAREER STATS

| | | | | Field Goals | | 3-Point | | F-Throws | | Rebounds | | | | | | | | Scoring | | |
|---------|------|--------|-----------|-------------|------|----------|------|----------|------|----------|-----|-----|-----|--------|-----|-----|-----|---------|-----|-----|
| SEASON | TEAM | GP-GS | MIN/AVG | FG-FGA | FG% | 3FG-3FGA | 3FG% | FT-FTA | FT% | OFF | DEF | TOT | AVG | PF-FO | A | TO | BLK | STL | PTS | AVG |
| 2020-21 | MSM | 23-0 | 277/12.0 | 36-68 | .529 | 0-0 | .000 | 12-16 | .750 | 41 | 42 | 83 | 3.6 | 45-0 | 22 | 22 | 6 | 11 | 84 | 3.7 |
| 2021-22 | MSM | 29-28 | 651/22.4 | 74-162 | .457 | 3-4 | .750 | 40-64 | .625 | 63 | 110 | 173 | 6.0 | 78-3 | 45 | 69 | 8 | 35 | 191 | 6.6 |
| 2022-23 | MSM | 31-31 | 885/28.6 | 62-183 | .339 | 4-23 | .174 | 53-80 | .663 | 70 | 157 | 227 | 7.3 | 102-6 | 94 | 100 | 13 | 62 | 181 | 5.8 |
| 2023-24 | MSM | 27-27 | 826/30.6 | 92-203 | .453 | 1-10 | .100 | 44-59 | .746 | 51 | 162 | 213 | 7.9 | 80-2 | 68 | 69 | 6 | 43 | 229 | 8.5 |
| TOTAL | | 110-86 | 2638/24.0 | 264-616 | .429 | 8-37 | .216 | 149-219 | .680 | 225 | 471 | 696 | 6.3 | 305-11 | 229 | 260 | 33 | 151 | 685 | 6.2 |



@MOUNTATHLETICS | #GOMOUNT



KC
CARTER

5-8 | Guard | Graduate
Brooklyn, N.Y.
Holderness School (Cornell)

CORNELL: Appeared in 31 contests for the Big Red over parts of two seasons ... Averaging 13 minutes with 3.7 points per game as a junior ... Posted 86 points, and 35 rebounds in 2021-22 ... Played in eight games as a freshman ... Graduated with a degree from the College of Agriculture and Life Sciences.

PRIOR TO COLLEGE: Attended the Holderness School in New Hampshire, becoming a 2,000 point scorer at the interscholastic level ... Two-time NEPSAC Class D Player of the Year ... Received nomination to the 2019 McDonald's All-American Team.

2023-24

AVERAGES

POINTS
3.7

REBOUNDS

1.1

ASSISTS

0.1

FG%

37.5

3FG%

27.3

FT%

70.0

CAREER HIGHS

POINTS

14 2x

last at UMES
November 29, 2023

FIELD GOALS

5

at Lafayette
November 28, 2021

THREE POINTERS

3 2x

last at Lafayette
November 28, 2021

FREE THROWS

4 4x

last at UMES
November 29, 2023

REBOUNDS

5 2x

last at Harvard
January 22, 2022

ASSISTS

2 2x

last at Dartmouth
January 2, 2022

STEALS

2 2x

last at Lafayette
November 28, 2021

BLOCKS

1 3x

last SIENA
December 18, 2023

MINUTES

38

at Lafayette
November 28, 2021

SEASON HIGHS

POINTS

14

at UMES
November 29, 2023

FIELD GOALS

4 2x

last at UMES
November 29, 2023

THREE POINTERS

2 2x

last at UMES
November 29, 2023

FREE THROWS

4

at UMES
November 29, 2023

REBOUNDS

4 2x

last at UMES
November 29, 2023

ASSISTS

1

at Howard
November 9, 2023

STEALS

1

CORNELL
November 18, 2023

BLOCKS

1

SIENA
December 18, 2023

MINUTES

24

at UMES
November 29, 2023

2023-2024 GAME LOG

| Opponent | Date | GS | MIN | Total FG-FGA | PCT | 3-Pointers 3FG-3FGA | PCT | Free throws FT-FTA | PCT | Rebounds OFF DEF TOT AVG | PF | A | TO | BLK | STL | PTS | AVG |
|--------------------|------------|----|----------------|--------------|-------------|---------------------|-------------|--------------------|-------------|--------------------------|----------|----------|----------|----------|----------|-----------|------------|
| at Howard | 11/09/2023 | | 02:00 | 1-1 | 1.000 | 1-1 | 1.000 | 0-0 | .000 | 0 0 0 0.0 | 0 | 1 | 0 | 0 | 0 | 3 | 3.0 |
| at Navy | 11/15/2023 | | 09:24 | 2-3 | .667 | 2-3 | .667 | 0-0 | .000 | 0 0 0 0.0 | 1 | 0 | 2 | 0 | 0 | 6 | 4.5 |
| Cornell | 11/18/2023 | | 04:25 | 0-1 | .000 | 0-1 | .000 | 0-0 | .000 | 0 1 1 0.3 | 0 | 0 | 0 | 0 | 1 | 0 | 3.0 |
| at FDU | 11/22/2023 | | 16:32 | 4-8 | .500 | 1-4 | .250 | 0-0 | .000 | 0 4 4 1.3 | 3 | 0 | 2 | 0 | 0 | 9 | 4.5 |
| at UMES | 11/29/2023 | | 23:49 | 4-10 | .400 | 2-7 | .286 | 4-4 | 1.000 | 1 3 4 1.8 | 1 | 0 | 1 | 0 | 0 | 14 | 6.4 |
| at Loyola Maryland | 12/02/2023 | | 07:10 | 0-1 | .000 | 0-0 | .000 | 1-2 | .500 | 0 0 0 1.5 | 1 | 0 | 0 | 0 | 0 | 1 | 5.5 |
| at Fairfield | 12/16/2023 | | 07:56 | 0-3 | .000 | 0-3 | .000 | 0-0 | .000 | 0 1 1 1.4 | 0 | 0 | 0 | 0 | 0 | 0 | 4.7 |
| Sienna | 12/18/2023 | | 12:15 | 1-2 | .500 | 0-1 | .000 | 2-4 | .500 | 0 1 1 1.4 | 2 | 0 | 1 | 1 | 0 | 4 | 4.6 |
| at TCU | 12/22/2023 | | 03:38 | 0-2 | .000 | 0-1 | .000 | 0-0 | .000 | 0 0 0 1.2 | 0 | 0 | 0 | 0 | 0 | 0 | 4.1 |
| at Rider | 01/20/2024 | | 02:58 | 0-1 | .000 | 0-1 | .000 | 0-0 | .000 | 0 0 0 1.1 | 1 | 0 | 1 | 0 | 0 | 0 | 3.7 |
| Totals | | | 0 90:06 | 12-32 | .375 | 6-22 | .273 | 7-10 | .700 | 1 10 11 1.1 | 9 | 1 | 7 | 1 | 1 | 37 | 3.7 |

CAREER STATS

| SEASON | TEAM | GP-GS | MIN/AVG | Field Goals FG-FGA | FG% | 3-Point 3FG-3FGA | 3FG% | F-Throws FT-FTA | FT% | Rebounds OFF DEF TOT AVG | PF-FO | A | TO | BLK | STL | PTS | AVG |
|----------------------|------|-------------|-----------------|--------------------|-------------|------------------|-------------|-----------------|-------------|--------------------------|-------------|-----------|-----------|----------|-----------|------------|------------|
| 2019-20 | CU | 8-0 | 29/3.6 | 3-9 | .333 | 0-6 | .000 | 1-4 | .250 | 0 1 1 0.1 | 1-0 | 2 | 0 | 0 | 2 | 7 | 0.9 |
| 2021-22 | CU | 23-2 | 313/13.6 | 28-91 | .308 | 16-46 | .348 | 14-25 | .560 | 7 28 35 1.5 | 20-0 | 9 | 17 | 2 | 7 | 86 | 3.7 |
| 2023-24 | MSM | 10-0 | 90/9.0 | 12-32 | .375 | 6-22 | .273 | 7-10 | .700 | 1 10 11 1.1 | 9-0 | 1 | 7 | 1 | 1 | 37 | 3.7 |
| TOTAL FOR MSM | | 10-0 | 90/9.0 | 12-32 | .375 | 6-22 | .273 | 7-10 | .700 | 1 10 11 1.1 | 9-0 | 1 | 7 | 1 | 1 | 37 | 3.7 |
| TOTAL | | 41-2 | 432/10.5 | 43-132 | .326 | 22-74 | .297 | 22-39 | .564 | 8 39 47 1.1 | 30-0 | 12 | 24 | 3 | 10 | 130 | 3.2 |



2023-24 MOUNT ST. MARY'S WOMEN'S BASKETBALL



2

Tessa
ENGELMAN

6-2 | Forward | Freshman
Calgary, Alberta, Canada
DME Academy [Fla.]

PRIOR TO THE MOUNT: Finished high school career at the DME Academy in Florida ... Team took home a SIAA Florida State title in her senior year ... Before that, guided team to a Calgary City Championship in ninth grade, where she was named MVP ... Member of the National Honor Society and graduated co-valedictorian.

2023-24
AVERAGES
POINTS
1.8

REBOUNDS
2.0

ASSISTS
0.5

FG%
28.1

3FG%
11.8

FT%
53.8

CAREER HIGHS

POINTS
8

at Howard
November 9, 2023

FIELD GOALS
3

at Howard
November 9, 2023

THREE POINTERS
2

at Howard
November 9, 2023

FREE THROWS
2

NIAGARA
January 27, 2024

REBOUNDS
5

at Manhattan
February 3, 2024

ASSISTS
3

at FDU
November 22, 2023

STEALS
3

at UMES
November 29, 2023

BLOCKS
2

at Quinnipiac
February 15, 2024

MINUTES
23

at Howard
November 9, 2023

SEASON HIGHS

POINTS
8

last at Marist
February 22, 2024

FIELD GOALS
3

last at Marist
February 22, 2024

THREE POINTERS
2

at Howard
November 9, 2023

FREE THROWS
2

NIAGARA
January 27, 2024

REBOUNDS
5

last at Marist
February 22, 2024

ASSISTS
3

at FDU
November 22, 2023

STEALS
3

at UMES
November 29, 2023

BLOCKS
2

at Quinnipiac
February 15, 2024

MINUTES
23

at Howard
November 9, 2023

2023-2024 GAME LOG

| Opponent | Date | GS | MIN | Total | | 3-Pointers | | Free throws | | Rebounds | | PF | A | TO | BLK | STL | PTS | AVG | | |
|--------------------|------------|----|----------|--------|-------|------------|------|-------------|-------|----------|-----|----|-----|----|-----|-----|-----|-----|-----|-----|
| | | | | FG-FGA | PCT | 3FG-3FGA | PCT | FT-FTA | PCT | OFF | DEF | | | | | | | | TOT | AVG |
| at Howard | 11/09/2023 | * | 23:29 | 3-7 | .429 | 2-5 | .400 | 0-0 | .000 | 0 | 2 | 2 | 2.0 | 2 | 1 | 7 | 0 | 8 | 8.0 | |
| at Navy | 11/15/2023 | * | 15:46 | 1-4 | .250 | 0-2 | .000 | 1-2 | .500 | 0 | 1 | 1 | 1.5 | 3 | 0 | 1 | 1 | 3 | 5.5 | |
| Cornell | 11/18/2023 | * | 15:34 | 0-5 | .000 | 0-3 | .000 | 0-0 | .000 | 0 | 0 | 0 | 1.0 | 1 | 0 | 0 | 0 | 0 | 3.7 | |
| at FDU | 11/22/2023 | | 21:00 | 0-1 | .000 | 0-1 | .000 | 0-0 | .000 | 1 | 2 | 3 | 1.5 | 2 | 3 | 2 | 1 | 2 | 2.8 | |
| at UMES | 11/29/2023 | | 10:47 | 0-1 | .000 | 0-1 | .000 | 0-2 | .000 | 1 | 2 | 3 | 1.8 | 0 | 1 | 2 | 1 | 3 | 2.2 | |
| at Loyola Maryland | 12/02/2023 | | 03:17 | 0-0 | .000 | 0-0 | .000 | 0-0 | .000 | 0 | 1 | 1 | 1.7 | 1 | 0 | 0 | 0 | 0 | 1.8 | |
| Bucknell | 12/05/2023 | | 22:26 | 0-4 | .000 | 0-1 | .000 | 0-0 | .000 | 0 | 4 | 4 | 2.0 | 2 | 0 | 0 | 0 | 1 | 0 | 1.6 |
| George Mason | 12/09/2023 | | 16:29 | 0-1 | .000 | 0-1 | .000 | 1-2 | .500 | 0 | 0 | 0 | 1.8 | 2 | 0 | 0 | 1 | 1 | 1 | 1.5 |
| at Fairfield | 12/16/2023 | | 04:19 | 0-2 | .000 | 0-1 | .000 | 0-0 | .000 | 0 | 0 | 0 | 1.6 | 0 | 0 | 1 | 0 | 0 | 0 | 1.3 |
| Siena | 12/18/2023 | | 13:42 | 0-2 | .000 | 0-1 | .000 | 0-0 | .000 | 1 | 2 | 3 | 1.7 | 2 | 0 | 1 | 1 | 0 | 0 | 1.2 |
| at TCU | 12/22/2023 | | 19:49 | 2-6 | .333 | 0-1 | .000 | 0-0 | .000 | 1 | 1 | 2 | 1.7 | 1 | 1 | 1 | 1 | 0 | 4 | 1.5 |
| at Rider | 01/20/2024 | | 09:38 | 0-0 | .000 | 0-0 | .000 | 0-0 | .000 | 0 | 0 | 0 | 1.6 | 1 | 0 | 0 | 0 | 0 | 0 | 1.3 |
| at Saint Peter's | 01/25/2024 | | 16:15 | 2-3 | .667 | 0-0 | .000 | 0-0 | .000 | 1 | 2 | 3 | 1.7 | 3 | 0 | 1 | 1 | 0 | 4 | 1.5 |
| Niagara | 01/27/2024 | | 07:19 | 0-2 | .000 | 0-0 | .000 | 2-2 | 1.000 | 0 | 0 | 0 | 1.6 | 2 | 0 | 0 | 0 | 0 | 2 | 1.6 |
| Iona | 02/01/2024 | | 05:52 | 0-0 | .000 | 0-0 | .000 | 0-0 | .000 | 0 | 0 | 0 | 1.5 | 0 | 1 | 0 | 0 | 0 | 0 | 1.5 |
| at Manhattan | 02/03/2024 | | 17:43 | 1-2 | .500 | 0-0 | .000 | 0-0 | .000 | 2 | 3 | 5 | 1.7 | 2 | 2 | 1 | 1 | 1 | 2 | 1.6 |
| Rider | 02/08/2024 | | 11:30 | 1-4 | .250 | 0-0 | .000 | 1-1 | 1.000 | 2 | 1 | 3 | 1.8 | 5 | 0 | 3 | 1 | 1 | 3 | 1.6 |
| Canisius | 02/10/2024 | | 14:17 | 0-1 | .000 | 0-0 | .000 | 0-0 | .000 | 0 | 2 | 2 | 1.8 | 3 | 0 | 0 | 1 | 1 | 0 | 1.5 |
| at Quinnipiac | 02/15/2024 | | 13:31 | 2-2 | 1.000 | 0-0 | .000 | 0-0 | .000 | 1 | 0 | 1 | 1.7 | 1 | 1 | 2 | 2 | 0 | 4 | 1.6 |
| Fairfield | 02/17/2024 | | 15:37 | 0-0 | .000 | 0-0 | .000 | 0-0 | .000 | 0 | 0 | 0 | 1.7 | 3 | 0 | 0 | 1 | 1 | 0 | 1.6 |
| at Marist | 02/22/2024 | | 17:49 | 3-4 | .750 | 0-0 | .000 | 2-4 | .500 | 3 | 2 | 5 | 1.8 | 4 | 0 | 1 | 1 | 0 | 8 | 1.9 |
| at Iona | 02/24/2024 | | 21:59 | 1-6 | .167 | 0-0 | .000 | 0-0 | .000 | 2 | 2 | 4 | 1.9 | 2 | 0 | 0 | 0 | 0 | 2 | 1.9 |
| Manhattan | 02/29/2024 | | 20:56 | 0-0 | .000 | 0-0 | .000 | 0-0 | .000 | 1 | 2 | 3 | 2.0 | 2 | 1 | 0 | 0 | 0 | 0 | 1.8 |
| Totals | | | 3 339:04 | 16-57 | .281 | 2-17 | .118 | 7-13 | .538 | 16 | 29 | 45 | 2.0 | 44 | 11 | 23 | 14 | 12 | 41 | 1.8 |

CAREER STATS

| | | | | Field Goals | | 3-Point | | F-Throws | | Rebounds | | | | | | | | Scoring | | |
|---------|------|-------|----------|-------------|------|----------|------|----------|------|----------|-----|-----|-----|-------|----|----|-----|---------|-----|-----|
| SEASON | TEAM | GP-GS | MIN/AVG | FG-FGA | FG% | 3FG-3FGA | 3FG% | FT-FTA | FT% | OFF | DEF | TOT | AVG | PF-FO | A | TO | BLK | STL | PTS | AVG |
| 2023-24 | MSM | 23-3 | 339/14.7 | 16-57 | .281 | 2-17 | .118 | 7-13 | .538 | 16 | 29 | 45 | 2.0 | 44-1 | 11 | 23 | 14 | 12 | 41 | 1.8 |
| TOTAL | | 23-3 | 339/14.7 | 16-57 | .281 | 2-17 | .118 | 7-13 | .538 | 16 | 29 | 45 | 2.0 | 44-1 | 11 | 23 | 14 | 12 | 41 | 1.8 |



@MOUNTATHLETICS | #GOMOUNT



2023-24 MOUNT ST. MARY'S WOMEN'S BASKETBALL



6-0 | Guard | Graduate
Oxford, Michigan
Detroit Country Day [Stetson]

**Maddie
NOVAK**

2023-24
AVERAGES
POINTS
1.6

REBOUNDS
1.6
ASSISTS
0.1

FG%
14.5
3FG%
7.3
FT%
47.1

CAREER HIGHS

| POINTS | FIELD GOALS | THREE POINTERS | FREE THROWS | REBOUNDS |
|---------------------------------------|--------------------------------------|-----------------------------------|-----------------------------|-----------------------------------|
| 20 | 7 | 6 | 5 | 7 4x |
| LIPSCOMB March 11, 2021 | LIPSCOMB March 11, 2021 | LIPSCOMB March 11, 2021 | at UCF November 27, 2019 | last JOHNSON November 15, 2022 |
| ASSISTS | STEALS | BLOCKS | MINUTES | |
| 2 3x | 2 5x | 1 6x | 41 | |
| last at Kennesaw February 21, 2021 | last NORTH FLA. November 10, 2022 | last BUCKNELL December 5, 2023 | LIPSCOMB March 11, 2021 | |

SEASON HIGHS

| POINTS | FIELD GOALS | THREE POINTERS | FREE THROWS | REBOUNDS |
|---------------------------------|------------------------------------|------------------------------|--|-------------------------------------|
| 8 | 3 | 2 | 2 2x | 4 4x |
| BUCKNELL December 5, 2023 | BUCKNELL December 5, 2023 | BUCKNELL December 5, 2023 | last at Fairfield December 16, 2023 | last QUINNIPIAC January 11, 2024 |
| ASSISTS | STEALS | BLOCKS | MINUTES | |
| 1 2x | 1 2x | 1 | 27 | |
| last MARIST January 18, 2024 | last at Niagara January 6, 2024 | BUCKNELL December 5, 2023 | at Howard November 9, 2023 | |

2023-2024 GAME LOG

| Opponent | Date | GS | MIN | Total | | 3-Pointers | | Free throws | | Rebounds | | | | PF | A | TO | BLK | STL | PTS | AVG |
|--------------------|------------|----|--------|--------|------|------------|------|-------------|-------|----------|-----|-----|-----|----|---|----|-----|-----|-----|-----|
| | | | | FG-FGA | PCT | 3FG-3FGA | PCT | FT-FTA | PCT | OFF | DEF | TOT | AVG | | | | | | | |
| at Howard | 11/09/2023 | * | 26:36 | 0-4 | .000 | 0-4 | .000 | 1-2 | .500 | 1 | 0 | 1 | 1.0 | 2 | 0 | 1 | 0 | 0 | 1 | 1.0 |
| at Navy | 11/15/2023 | * | 12:41 | 0-6 | .000 | 0-5 | .000 | 0-0 | .000 | 0 | 4 | 4 | 2.5 | 1 | 0 | 0 | 0 | 0 | 0.5 | |
| Cornell | 11/18/2023 | * | 08:53 | 0-4 | .000 | 0-4 | .000 | 0-0 | .000 | 0 | 3 | 3 | 2.7 | 2 | 1 | 2 | 0 | 0 | 0 | 0.3 |
| at FDU | 11/22/2023 | | 06:54 | 0-1 | .000 | 0-0 | .000 | 2-2 | 1.000 | 1 | 3 | 4 | 3.0 | 4 | 0 | 1 | 0 | 0 | 2 | 0.8 |
| at UMES | 11/29/2023 | | 05:31 | 0-1 | .000 | 0-1 | .000 | 0-0 | .000 | 0 | 0 | 0 | 2.4 | 2 | 0 | 1 | 0 | 0 | 0 | 0.6 |
| at Loyola Maryland | 12/02/2023 | | 08:38 | 1-5 | .200 | 1-5 | .200 | 0-0 | .000 | 0 | 1 | 1 | 2.2 | 2 | 0 | 0 | 0 | 1 | 3 | 1.0 |
| Bucknell | 12/05/2023 | | 21:18 | 3-10 | .300 | 2-7 | .286 | 0-2 | .000 | 0 | 4 | 4 | 2.4 | 3 | 0 | 1 | 1 | 0 | 8 | 2.0 |
| George Mason | 12/09/2023 | | 20:50 | 1-6 | .167 | 0-3 | .000 | 1-2 | .500 | 0 | 1 | 1 | 2.3 | 2 | 0 | 3 | 0 | 0 | 3 | 2.1 |
| at Fairfield | 12/16/2023 | | 10:01 | 0-0 | .000 | 0-0 | .000 | 2-4 | .500 | 0 | 1 | 1 | 2.1 | 1 | 0 | 0 | 0 | 0 | 2 | 2.1 |
| Siena | 12/18/2023 | | 03:47 | 0-1 | .000 | 0-0 | .000 | 0-0 | .000 | 1 | 0 | 1 | 2.0 | 1 | 0 | 0 | 0 | 0 | 0 | 1.9 |
| at TCU | 12/22/2023 | | 05:11 | 0-2 | .000 | 0-1 | .000 | 0-0 | .000 | 0 | 0 | 0 | 1.8 | 1 | 0 | 0 | 0 | 0 | 0 | 1.7 |
| at Canisius | 01/04/2024 | | 13:06 | 1-5 | .200 | 0-3 | .000 | 1-3 | .333 | 1 | 0 | 1 | 1.8 | 2 | 0 | 0 | 0 | 0 | 3 | 1.8 |
| at Niagara | 01/06/2024 | | 06:01 | 0-1 | .000 | 0-1 | .000 | 0-0 | .000 | 0 | 0 | 0 | 1.6 | 0 | 0 | 1 | 0 | 1 | 0 | 1.7 |
| Quinnipiac | 01/11/2024 | | 17:46 | 2-5 | .400 | 0-3 | .000 | 1-2 | .500 | 1 | 3 | 4 | 1.8 | 3 | 0 | 1 | 0 | 0 | 5 | 1.9 |
| Marist | 01/18/2024 | | 09:39 | 0-4 | .000 | 0-4 | .000 | 0-0 | .000 | 0 | 1 | 1 | 1.7 | 2 | 1 | 1 | 0 | 0 | 0 | 1.8 |
| at Rider | 01/20/2024 | | 03:20 | 0-0 | .000 | 0-0 | .000 | 0-0 | .000 | 0 | 1 | 1 | 1.7 | 2 | 0 | 1 | 0 | 0 | 0 | 1.7 |
| at Marist | 02/22/2024 | | 01:36 | 0-0 | .000 | 0-0 | .000 | 0-0 | .000 | 0 | 1 | 1 | 1.6 | 1 | 0 | 0 | 0 | 0 | 0 | 1.6 |
| Totals | | 3 | 181:49 | 8-55 | .145 | 3-41 | .073 | 8-17 | .471 | 5 | 23 | 28 | 1.6 | 31 | 2 | 13 | 1 | 2 | 27 | 1.6 |

CAREER STATS

| | | | | Field Goals | | 3-Point | | F-Throws | | Rebounds | | | | PF-FO | | | | A | | | | Scoring | |
|---------------|------|-------|----------|-------------|-----------|----------|------|----------|------|----------|------|-----|-----|-------|-----|-------|----|-----|-----|-----|-----|---------|--|
| SEASON | TEAM | GP-GS | MIN/AVG | FG-FGA | FG% | 3FG-3FGA | 3FG% | FT-FTA | FT% | OFF | DEF | TOT | AVG | PF | FO | A | TO | BLK | STL | PTS | AVG | | |
| 2019-20 | Stet | 29-9 | 577/19.9 | 53-155 | .342 | 41-118 | .347 | 17-21 | .810 | 5 | 55 | 60 | 2.1 | 38-0 | 8 | 34 | 3 | 10 | 164 | 5.7 | | | |
| 2020-21 | Stet | 23-12 | 516/22.4 | 51-133 | .383 | 37-104 | .356 | 15-27 | .556 | 11 | 57 | 68 | 3.0 | 40-1 | 11 | 21 | 1 | 8 | 154 | 6.7 | | | |
| 2021-22 | Stet | 15-4 | 140/9.4 | 6-33 | .182 | 5-26 | .192 | 9-10 | .900 | 1 | 18 | 19 | 1.3 | 7-0 | 4 | 8 | 0 | 3 | 26 | 1.7 | | | |
| 2022-23 | Stet | 27-8 | 270/10.0 | 27-67 | .403 | 16-48 | .333 | 3-5 | .600 | 5 | 27 | 32 | 1.2 | 18-0 | 5 | 8 | 1 | 6 | 73 | 2.7 | | | |
| 2023-24 | MSM | 17-3 | 182/10.7 | 8-55 | .145 | 3-41 | .073 | 8-17 | .471 | 5 | 23 | 28 | 1.6 | 31-0 | 2 | 13 | 1 | 2 | 27 | 1.6 | | | |
| TOTAL FOR MSM | | | | 17-3 | 182/10.7 | 8-55 | .145 | 3-41 | .073 | 8-17 | .471 | 5 | 23 | 28 | 1.6 | 31-0 | 2 | 13 | 1 | 2 | 27 | 1.6 | |
| TOTAL | | | | 111-36 | 1684/15.2 | 145-443 | .327 | 102-337 | .303 | 52-80 | .650 | 27 | 180 | 207 | 1.9 | 134-1 | 30 | 84 | 6 | 29 | 444 | 4.0 | |



@MOUNTATHLETICS | #GOMOUNT



2023-24 MOUNT ST. MARY'S WOMEN'S BASKETBALL



Jo
RAFLO

5-11 | Guard | Junior
Gainesville, Va.
Osborn Park (Presbyterian)

2022-23 SEASON: Started majority of the year for the Mountaineers, playing in 28 of 31 games ... Team's leader in blocks with 34, good for seventh on the team's all-time list and second for any sophomore season ... Ended the year averaging 8.5 points per game, 3.3 rebounds per game and one assist per contest ... Tallied a career high of 22 points against Niagara on January 28th, along with a career high 11 rebounds for a double-double ... Reached double figures in points eight times, including another 20 point showing in the win over Rider on January 7th with eight field goals made ... Consistent on blocks throughout the year, registering three in five separate contests.

PRESBYTERIAN: competed 26 times for the Blue Hose, starting six contests ... Averaged 15.8 minutes per game, she registered a season-best nine points in a game against St. Thomas last November 20th.

HIGH SCHOOL: Named First Team All-District in 2019-20 ... Also a 2019-20 First Team All-Region selection ... Averaged 11.2 points per game during the 2019-20 season and also led Prince William County in made three-pointers.

2023-24
AVERAGES
POINTS
12.2

REBOUNDS
3.3
ASSISTS
1.4

FG%
33.4
3FG%
33.7
FT%
67.3

CAREER HIGHS

| POINTS | FIELD GOALS | THREE POINTERS | FREE THROWS | REBOUNDS |
|-------------------------------|-------------------------------|--------------------------------|------------------------------|-----------------------------|
| 30 | 11 | 8 | 8 | 11 |
| at Niagara January 6, 2024 | at Niagara January 6, 2024 | CORNELL November 18, 2023 | at FDU November 22, 2023 | NIAGARA January 28, 2023 |
| ASSISTS | STEALS | BLOCKS | MINUTES | |
| 4 | 4 | 4 | 40 | |
| MARIST January 19, 2023 | MARIST January 18, 2024 | at Marist February 22, 2024 | at Iona February 24, 2024 | |

SEASON HIGHS

| POINTS | FIELD GOALS | THREE POINTERS | FREE THROWS | REBOUNDS |
|---------------------------------|-------------------------------|--------------------------------|------------------------------|-----------------------------------|
| 30 | 11 | 8 | 8 | 8 2x |
| at Niagara January 6, 2024 | at Niagara January 6, 2024 | CORNELL November 18, 2023 | at FDU November 22, 2023 | last at Iona February 24, 2024 |
| ASSISTS | STEALS | BLOCKS | MINUTES | |
| 3 2x | 4 | 4 | 40 | |
| last at SPU January 25, 2024 | MARIST January 18, 2024 | at Marist February 22, 2024 | at Iona February 24, 2024 | |

2023-2024 GAME LOG

| Opponent | Date | GS | MIN | Total | | 3-Pointers | | Free throws | | Rebounds | | | PF | A | TO | BLK | STL | PTS | AVG | | |
|--------------------|------------|----|-------|--------|---------|------------|--------|-------------|-------|----------|-----|-----|-----|-----|----|-----|-----|-----|------|------|------|
| | | | | FG-FA | PCT | 3FG-3FGA | PCT | FT-FTA | PCT | OFF | DEF | TOT | | | | | | | | AVG | |
| at Howard | 11/09/2023 | * | 29:21 | 3-13 | .231 | 0-6 | .000 | 1-1 | 1.000 | 0 | 1 | 1 | 1.0 | 1 | 0 | 1 | 2 | 7 | 7.0 | | |
| at Navy | 11/15/2023 | * | 38:43 | 4-15 | .267 | 3-7 | .429 | 0-0 | .000 | 0 | 4 | 4 | 2.5 | 1 | 1 | 3 | 0 | 2 | 11 | 9.0 | |
| Cornell | 11/18/2023 | * | 31:60 | 9-13 | .692 | 8-10 | .800 | 0-0 | .000 | 0 | 1 | 1 | 2.0 | 3 | 2 | 1 | 0 | 26 | 14.7 | | |
| at FDU | 11/22/2023 | * | 28:37 | 4-13 | .308 | 2-4 | .500 | 8-10 | .800 | 0 | 1 | 1 | 1.8 | 1 | 1 | 1 | 0 | 1 | 18 | 15.5 | |
| at UMES | 11/29/2023 | * | 32:54 | 3-13 | .231 | 2-7 | .286 | 1-2 | .500 | 0 | 2 | 2 | 1.8 | 4 | 0 | 1 | 0 | 1 | 9 | 14.2 | |
| at Loyola Maryland | 12/02/2023 | * | 32:58 | 2-8 | .250 | 0-4 | .000 | 2-3 | .667 | 0 | 3 | 3 | 2.0 | 2 | 1 | 0 | 1 | 1 | 6 | 12.8 | |
| Bucknell | 12/05/2023 | * | 33:57 | 5-16 | .313 | 2-5 | .400 | 2-2 | 1.000 | 0 | 0 | 0 | 1.7 | 0 | 2 | 2 | 1 | 3 | 14 | 13.0 | |
| George Mason | 12/09/2023 | * | 26:30 | 2-12 | .167 | 1-7 | .143 | 0-0 | .000 | 0 | 1 | 1 | 1.6 | 1 | 2 | 1 | 0 | 1 | 5 | 12.0 | |
| at Fairfield | 12/16/2023 | * | 29:56 | 2-8 | .250 | 2-5 | .400 | 2-2 | 1.000 | 0 | 2 | 2 | 1.7 | 4 | 2 | 3 | 1 | 0 | 8 | 11.6 | |
| Siena | 12/18/2023 | * | 34:07 | 6-14 | .429 | 4-10 | .400 | 2-3 | .667 | 0 | 4 | 4 | 1.9 | 1 | 2 | 0 | 1 | 0 | 18 | 12.2 | |
| at TCU | 12/22/2023 | * | 34:07 | 2-12 | .167 | 1-11 | .091 | 0-0 | .000 | 0 | 4 | 4 | 2.1 | 1 | 1 | 2 | 0 | 0 | 5 | 11.5 | |
| at Canisius | 01/04/2024 | * | 27:15 | 3-11 | .273 | 0-3 | .000 | 1-1 | 1.000 | 0 | 3 | 3 | 2.2 | 3 | 1 | 0 | 0 | 0 | 7 | 11.2 | |
| at Niagara | 01/06/2024 | * | 32:46 | 11-20 | .550 | 5-9 | .556 | 3-4 | .750 | 1 | 0 | 1 | 2.1 | 2 | 2 | 0 | 1 | 1 | 30 | 12.6 | |
| Quinnipiac | 01/11/2024 | * | 33:43 | 6-14 | .429 | 4-11 | .364 | 0-0 | .000 | 0 | 4 | 4 | 2.2 | 2 | 3 | 1 | 2 | 1 | 16 | 12.9 | |
| Marist | 01/18/2024 | * | 35:44 | 5-15 | .333 | 1-4 | .250 | 0-0 | .000 | 1 | 6 | 7 | 2.5 | 0 | 2 | 1 | 1 | 4 | 11 | 12.7 | |
| at Rider | 01/20/2024 | * | 34:03 | 5-9 | .556 | 3-4 | .750 | 0-0 | .000 | 0 | 5 | 5 | 2.7 | 0 | 2 | 1 | 2 | 2 | 13 | 12.8 | |
| at Saint Peter's | 01/25/2024 | * | 34:39 | 4-13 | .308 | 3-8 | .375 | 1-2 | .500 | 0 | 6 | 6 | 2.9 | 3 | 3 | 4 | 2 | 0 | 12 | 12.7 | |
| Niagara | 01/27/2024 | * | 26:51 | 2-8 | .250 | 0-4 | .000 | 1-2 | .500 | 1 | 5 | 6 | 3.1 | 2 | 1 | 4 | 1 | 3 | 5 | 12.3 | |
| Iona | 02/01/2024 | * | 37:44 | 6-16 | .375 | 5-11 | .455 | 1-2 | .500 | 0 | 0 | 0 | 2.9 | 1 | 0 | 1 | 1 | 1 | 18 | 12.6 | |
| at Manhattan | 02/03/2024 | * | 35:55 | 4-16 | .250 | 2-6 | .333 | 0-0 | .000 | 0 | 0 | 0 | 2.8 | 2 | 1 | 2 | 1 | 2 | 10 | 12.5 | |
| Rider | 02/08/2024 | * | 19:35 | 4-11 | .364 | 1-4 | .250 | 3-3 | 1.000 | 1 | 5 | 6 | 2.9 | 3 | 1 | 0 | 1 | 1 | 12 | 12.4 | |
| Canisius | 02/10/2024 | * | 34:04 | 5-17 | .294 | 0-5 | .000 | 0-0 | .000 | 0 | 8 | 8 | 3.1 | 3 | 1 | 3 | 1 | 1 | 10 | 12.3 | |
| at Quinnipiac | 02/15/2024 | * | 35:10 | 3-12 | .250 | 2-4 | .500 | 1-4 | .250 | 0 | 3 | 3 | 3.1 | 2 | 1 | 4 | 0 | 1 | 9 | 12.2 | |
| Fairfield | 02/17/2024 | * | 29:17 | 5-12 | .417 | 3-5 | .600 | 1-2 | .500 | 0 | 3 | 3 | 3.1 | 1 | 0 | 0 | 0 | 1 | 14 | 12.3 | |
| at Marist | 02/22/2024 | * | 27:05 | 6-19 | .316 | 2-10 | .200 | 0-0 | .000 | 1 | 5 | 6 | 3.2 | 1 | 3 | 4 | 4 | 1 | 14 | 12.3 | |
| at Iona | 02/24/2024 | * | 40:00 | 5-13 | .385 | 1-5 | .200 | 3-6 | .500 | 2 | 6 | 8 | 3.4 | 2 | 2 | 3 | 1 | 1 | 14 | 12.4 | |
| Manhattan | 02/29/2024 | * | 33:21 | 3-13 | .231 | 2-6 | .333 | 0-0 | .000 | 0 | 1 | 1 | 3.3 | 1 | 1 | 2 | 1 | 1 | 8 | 12.2 | |
| Totals | | | 27 | 870:22 | 119-356 | 334 | 59-175 | 337 | 33-49 | .673 | 7 | 83 | 90 | 3.3 | 47 | 38 | 45 | 23 | 32 | 330 | 12.2 |

CAREER STATS

| | | | | Field Goals | | 3-Point | | F-Throws | | Rebounds | | | | | | | | Scoring | | | | |
|---------------|-------|-------|----------|-------------|-----------|----------|------|----------|------|----------|------|-----|-----|-------|-----|-------|-----|---------|-----|------|-----|------|
| SEASON | TEAM | GP-GS | MIN/AVG | FG-FGA | FG% | 3FG-3FGA | 3FG% | FT-FTA | FT% | OFF | DEF | TOT | AVG | PF-FO | A | TO | BLK | STL | PTS | AVG | | |
| 2021-22 | Presb | 26-6 | 411/15.8 | 16-66 | .242 | 11-49 | .224 | 5-6 | .833 | 5 | 26 | 31 | 1.2 | 26-0 | 20 | 26 | 10 | 9 | 48 | 1.8 | | |
| 2022-23 | MSM | 28-24 | 738/26.4 | 89-230 | .387 | 35-108 | .324 | 26-47 | .553 | 22 | 70 | 92 | 3.3 | 56-1 | 29 | 51 | 34 | 21 | 239 | 8.5 | | |
| 2023-24 | MSM | 27-27 | 870/32.2 | 119-356 | .334 | 59-175 | .337 | 33-49 | .673 | 7 | 83 | 90 | 3.3 | 47-0 | 38 | 45 | 23 | 32 | 330 | 12.2 | | |
| TOTAL FOR MSM | | | | 55-51 | 1608/29.2 | 208-586 | .355 | 94-283 | .332 | 59-96 | .615 | 29 | 153 | 182 | 3.3 | 103-1 | 67 | 96 | 57 | 53 | 569 | 10.3 |
| TOTAL | | | | 81-57 | 2020/24.9 | 224-652 | .344 | 105-332 | .316 | 64-102 | .627 | 34 | 179 | 213 | 2.6 | 129-1 | 87 | 122 | 67 | 62 | 617 | 7.6 |



@MOUNTATHLETICS | #GOMOUNT



5

Gabrielle
KENNERLY

5-9 | Guard | Freshman
Ellicott City, Maryland
Howard

PRIOR TO THE MOUNT: Howard County Player of the Year for 2022 and 2023 ... Maryland All-State honoree and First Team selection from both the Baltimore Sun and Washington Post ... Last season, the Howard Lions went 26-1, going perfect in league play ... Adds a Maryland All-Academic credential to All-State accolades.

2023-24
AVERAGES
POINTS

-

REBOUNDS

-

ASSISTS

-

FG%

-

3FG%

-

FT%

-

CAREER HIGHS

POINTS



FIELD GOALS



THREE POINTERS



FREE THROWS



REBOUNDS



ASSISTS



STEALS



BLOCKS



MINUTES



SEASON HIGHS

POINTS



FIELD GOALS



THREE POINTERS



FREE THROWS



REBOUNDS



ASSISTS



STEALS



BLOCKS



MINUTES



2023-2024 GAME LOG

CAREER STATS





2023-24 MOUNT ST. MARY'S WOMEN'S BASKETBALL



6

Rosa
REVUELTAS

5-8 | Guard | Junior
Almeria, Spain
Colegio Altaduna (Arizona Western)

JUNIOR COLLEGE: Played for both Eastern Wyoming and Arizona Western on the JUCO circuit ... For the Matadors in Arizona, finished the campaign with 9.6 points per game and 2.7 rebounds across 30 games ... First season in Wyoming involved another 30 contests with the Lancers, averaging 12.1 points per contest, earning a spot on the Region IX All-Tournament Team.

2023-24
AVERAGES
POINTS
3.3

REBOUNDS
1.0
ASSISTS
0.4

FG%
35.8
3FG%
32.1
FT%
62.5

CAREER HIGHS

| POINTS | FIELD GOALS | THREE POINTERS | FREE THROWS | REBOUNDS |
|----------------------------------|-------------------------------------|----------------------------------|-----------------------------|-----------------------------|
| 11 2x | 4 2x | 2 3x | 2 | 5 |
| last NIAGARA January 27, 2024 | last NIAGARA January 27, 2024 | last NIAGARA January 27, 2024 | RIDER February 8, 2024 | NIAGARA January 27, 2024 |
| ASSISTS | STEALS | BLOCKS | MINUTES | |
| 2 | 1 8x | 1 | 27 | |
| at Canisius January 4, 2024 | last MANHATTAN February 29, 2024 | at Marist February 22, 2024 | NIAGARA January 27, 2024 | |

SEASON HIGHS

| POINTS | FIELD GOALS | THREE POINTERS | FREE THROWS | REBOUNDS |
|----------------------------------|-------------------------------------|----------------------------------|-----------------------------|-----------------------------|
| 11 2x | 4 2x | 2 3x | 2 | 5 |
| last NIAGARA January 27, 2024 | last NIAGARA January 27, 2024 | last NIAGARA January 27, 2024 | RIDER February 8, 2024 | NIAGARA January 27, 2024 |
| ASSISTS | STEALS | BLOCKS | MINUTES | |
| 2 | 1 8x | 1 | 27 | |
| at Canisius January 4, 2024 | last MANHATTAN February 29, 2024 | at Marist February 22, 2024 | NIAGARA January 27, 2024 | |

2023-2024 GAME LOG

| Opponent | Date | GS | MIN | Total | | 3-Pointers | | Free throws | | Rebounds | | | PF | A | TO | BLK | STL | PTS | AVG | |
|------------------|------------|----|--------|--------|-------|------------|-------|-------------|-------|----------|-----|-----|-----|----|----|-----|-----|-----|-----|-----|
| | | | | FG-FGA | PCT | 3FG-3FGA | PCT | FT-FTA | PCT | OFF | DEF | TOT | | | | | | | | AVG |
| at Canisius | 01/04/2024 | | 11:35 | 0-2 | .000 | 0-2 | .000 | 0-0 | .000 | 0 | 1 | 1 | 1.0 | 2 | 2 | 4 | 0 | 1 | 0 | 0.0 |
| at Niagara | 01/06/2024 | | 20:32 | 2-6 | .333 | 2-3 | .667 | 0-2 | .000 | 0 | 1 | 1 | 1.0 | 1 | 0 | 3 | 0 | 1 | 6 | 3.0 |
| Quinnipiac | 01/11/2024 | | 06:47 | 2-5 | .400 | 0-1 | .000 | 0-0 | .000 | 0 | 1 | 1 | 1.0 | 0 | 1 | 1 | 0 | 0 | 4 | 3.3 |
| Marist | 01/18/2024 | | 06:44 | 0-3 | .000 | 0-2 | .000 | 0-0 | .000 | 0 | 1 | 1 | 1.0 | 1 | 1 | 0 | 0 | 0 | 0 | 2.5 |
| at Rider | 01/20/2024 | | 10:14 | 1-1 | 1.000 | 1-1 | 1.000 | 0-0 | .000 | 0 | 0 | 0 | 0.8 | 0 | 0 | 2 | 0 | 0 | 3 | 2.6 |
| at Saint Peter's | 01/25/2024 | | 20:20 | 4-7 | .571 | 2-5 | .400 | 1-1 | 1.000 | 1 | 1 | 2 | 1.0 | 3 | 0 | 2 | 0 | 1 | 11 | 4.0 |
| Niagara | 01/27/2024 | | 26:32 | 4-9 | .444 | 2-5 | .400 | 1-2 | .500 | 0 | 5 | 5 | 1.6 | 4 | 1 | 9 | 0 | 0 | 11 | 5.0 |
| Iona | 02/01/2024 | | 09:10 | 0-1 | .000 | 0-1 | .000 | 0-0 | .000 | 0 | 1 | 1 | 1.5 | 1 | 0 | 2 | 0 | 0 | 0 | 4.4 |
| at Manhattan | 02/03/2024 | | 06:23 | 1-1 | 1.000 | 1-1 | 1.000 | 0-0 | .000 | 0 | 0 | 0 | 1.3 | 0 | 0 | 1 | 1 | 0 | 3 | 4.2 |
| Rider | 02/08/2024 | | 18:44 | 0-3 | .000 | 0-2 | .000 | 2-2 | 1.000 | 0 | 2 | 2 | 1.4 | 1 | 0 | 1 | 0 | 0 | 2 | 4.0 |
| Canisius | 02/10/2024 | | 08:39 | 2-4 | .500 | 1-2 | .500 | 1-1 | 1.000 | 1 | 0 | 1 | 1.4 | 0 | 0 | 0 | 0 | 1 | 6 | 4.2 |
| at Quinnipiac | 02/15/2024 | | 07:27 | 0-2 | .000 | 0-0 | .000 | 0-0 | .000 | 0 | 1 | 1 | 1.3 | 1 | 0 | 1 | 0 | 0 | 0 | 3.8 |
| Fairfield | 02/17/2024 | | 05:57 | 1-2 | .500 | 0-0 | .000 | 0-0 | .000 | 0 | 0 | 0 | 1.2 | 1 | 0 | 0 | 0 | 1 | 2 | 3.7 |
| at Marist | 02/22/2024 | | 13:16 | 2-6 | .333 | 0-3 | .000 | 0-0 | .000 | 0 | 0 | 0 | 1.1 | 3 | 1 | 2 | 1 | 1 | 4 | 3.7 |
| at Iona | 02/24/2024 | | 04:53 | 0-1 | .000 | 0-0 | .000 | 0-0 | .000 | 0 | 0 | 0 | 1.1 | 3 | 0 | 0 | 0 | 0 | 0 | 3.5 |
| Manhattan | 02/29/2024 | | 06:39 | 0-0 | .000 | 0-0 | .000 | 0-0 | .000 | 0 | 0 | 0 | 1.0 | 0 | 0 | 0 | 0 | 1 | 0 | 3.3 |
| Totals | | 0 | 183:52 | 19-53 | .358 | 9-28 | .321 | 5-8 | .625 | 2 | 14 | 16 | 1.0 | 21 | 6 | 28 | 1 | 8 | 52 | 3.3 |

CAREER STATS

| | | | Field Goals | | 3-Point | | F-Throws | | Rebounds | | | | | | | | Scoring | | | |
|---------|------|-------|-------------|--------|---------|----------|----------|--------|----------|-----|-----|-----|-----|-------|---|----|---------|-----|-----|-----|
| SEASON | TEAM | GP-GS | MIN/AVG | FG-FGA | FG% | 3FG-3FGA | 3FG% | FT-FTA | FT% | OFF | DEF | TOT | AVG | PF-FO | A | TO | BLK | STL | PTS | AVG |
| 2023-24 | MSM | 16-0 | 184/11.5 | 19-53 | .358 | 9-28 | .321 | 5-8 | .625 | 2 | 14 | 16 | 1.0 | 21-0 | 6 | 28 | 1 | 8 | 52 | 3.3 |
| TOTAL | | 16-0 | 184/11.5 | 19-53 | .358 | 9-28 | .321 | 5-8 | .625 | 2 | 14 | 16 | 1.0 | 21-0 | 6 | 28 | 1 | 8 | 52 | 3.3 |



@MOUNTATHLETICS | #GOMOUNT



2023-24 MOUNT ST. MARY'S WOMEN'S BASKETBALL



11
Jada LEE
5-5 | Guard | R-Junior
Pittsburgh, Pennsylvania
Carlynton Jr./Sr.

2022-23 SEASON: Participated in the season opener against Virginia Tech where she suffered a season-ending lower body injury.

2021-22 SEASON: Invaluable performer off the Mount's bench, appearing in 28 of the team's 29 contests ... Improved averages to 3.3 points and 2.3 rebounds per game ... Set new career high of points with 10 in the victory over Valley Forge, matching that effort at Clemson a few weeks later ... Collected six rebounds in the team's game at Maryland for a career high, and set new top marks in steals (4, Wagner) and assists (4, Valley Forge) ... Field goal percentage rose 11 points from 30.3 percent as a freshman to 41.7 this year.

2020-21 SEASON: Debuted for the Mount on January 14th against Sacred Heart, scoring two points and grabbing two rebounds ... Competed in 19 games in her freshman campaign, averaging 1.7 points and 1.3 rebounds ... Scored a career high of 8 points in the team's win against Central Connecticut and added four rebounds in that game as well ... Went 5-for-6 at the charity stripe against LIU February 13th in a seven point effort.

HIGH SCHOOL: Competed in basketball and track & field at Carlynton Jr./Sr. ... Named All Section First Team each year from 2016 to 2018 ... Earned a Class 3A Fab Five Award in 2018 ... Finished career with 18.9 points, 9.1 rebounds, and 8.3 assists with 11 triple doubles and over 1,000 points ... Scholar Athlete award recipient with four years on the High Honor Roll and membership in the National Honor Society.

PERSONAL: Undecided on major at the Mount.

2023-24

AVERAGES

POINTS
9.3

REBOUNDS

4.2

ASSISTS

2.3

FG%

37.7

3FG%

21.4

FT%

81.4

CAREER HIGHS

POINTS

17

at Canisius
January 4, 2024

FIELD GOALS

8

at Canisius
January 4, 2024

THREE POINTERS

2 4x

last at Marist
February 22, 2024

FREE THROWS

5

at LIU
February 13, 2021

REBOUNDS

9

at Saint Peter's
January 25, 2024

ASSISTS

7

IONA
February 1, 2024

STEALS

5 2x

last RIDER
February 8, 2024

BLOCKS

1 8x

last IONA
February 1, 2024

MINUTES

38

GEORGE MASON
December 9, 2023

SEASON HIGHS

POINTS

17

at Canisius
January 4, 2024

FIELD GOALS

8

at Canisius
January 4, 2024

THREE POINTERS

2 4x

last at Marist
February 22, 2024

FREE THROWS

4 5x

last MANHATTAN
February 29, 2024

REBOUNDS

9

at Saint Peter's
January 25, 2024

ASSISTS

7

IONA
February 1, 2024

STEALS

5 2x

last RIDER
February 8, 2024

BLOCKS

1 5x

last at Iona
February 24, 2024

MINUTES

38

GEORGE MASON
December 9, 2023

2023-2024 GAME LOG

| Opponent | Date | GS | MIN | Total | | 3-Pointers | | Free throws | | Rebounds | | | PF | A | TO | BLK | STL | PTS | AVG | | |
|--------------------|------------|----|-------|--------|--------|------------|-------|-------------|-------|----------|-----|-----|-----|-----|----|-----|-----|-----|-----|-----|-----|
| | | | | FG-FGA | PCT | 3FG-3FGA | PCT | FT-FTA | PCT | OFF | DEF | TOT | | | | | | | | AVG | |
| at Navy | 11/15/2023 | | 26:08 | 3-4 | .750 | 0-1 | .000 | 0-0 | .000 | 0 | 5 | 5 | 5.0 | 1 | 1 | 3 | 0 | 2 | 6 | 6.0 | |
| Cornell | 11/18/2023 | | 31:05 | 2-6 | .333 | 0-3 | .000 | 2-4 | .500 | 1 | 0 | 1 | 3.0 | 3 | 0 | 5 | 0 | 0 | 6 | 6.0 | |
| at FDU | 11/22/2023 | * | 21:29 | 0-6 | .000 | 0-2 | .000 | 2-2 | 1.000 | 2 | 1 | 3 | 3.0 | 3 | 2 | 0 | 1 | 2 | 4 | 7.3 | |
| at UMS | 11/29/2023 | * | 27:52 | 3-5 | .600 | 0-1 | .000 | 1-1 | 1.000 | 1 | 4 | 5 | 3.5 | 2 | 0 | 2 | 0 | 1 | 7 | 5.3 | |
| at Loyola Maryland | 12/02/2023 | * | 32:05 | 2-8 | .250 | 2-4 | .500 | 2-2 | 1.000 | 0 | 0 | 0 | 2.8 | 3 | 2 | 4 | 0 | 2 | 8 | 5.8 | |
| Bucknell | 12/05/2023 | * | 33:12 | 4-6 | .667 | 0-2 | .000 | 2-2 | 1.000 | 2 | 2 | 4 | 3.0 | 0 | 4 | 0 | 0 | 4 | 10 | 6.5 | |
| George Mason | 12/09/2023 | * | 38:03 | 3-6 | .500 | 0-1 | .000 | 0-0 | .000 | 0 | 6 | 6 | 3.4 | 0 | 2 | 6 | 1 | 2 | 6 | 6.4 | |
| at Fairfield | 12/16/2023 | * | 36:40 | 2-11 | .182 | 1-3 | .333 | 4-4 | 1.000 | 1 | 5 | 6 | 3.8 | 1 | 3 | 3 | 0 | 1 | 9 | 6.8 | |
| Siena | 12/18/2023 | * | 25:39 | 4-9 | .444 | 1-3 | .333 | 3-4 | .750 | 0 | 2 | 2 | 3.6 | 4 | 0 | 3 | 0 | 2 | 12 | 7.3 | |
| at TCU | 12/22/2023 | * | 36:37 | 3-11 | .273 | 2-6 | .333 | 0-0 | .000 | 2 | 2 | 4 | 3.6 | 0 | 1 | 2 | 0 | 2 | 8 | 7.4 | |
| at Canisius | 01/04/2024 | * | 33:14 | 8-17 | .471 | 1-8 | .125 | 0-0 | .000 | 1 | 4 | 5 | 3.7 | 2 | 1 | 1 | 0 | 0 | 17 | 8.3 | |
| at Niagara | 01/06/2024 | * | 29:54 | 2-5 | .400 | 0-1 | .000 | 3-3 | 1.000 | 1 | 1 | 2 | 3.6 | 3 | 5 | 3 | 0 | 2 | 7 | 8.2 | |
| Quinnipiac | 01/11/2024 | * | 35:57 | 2-10 | .200 | 2-6 | .333 | 0-0 | .000 | 2 | 2 | 4 | 3.6 | 2 | 3 | 3 | 0 | 3 | 6 | 8.0 | |
| Marist | 01/18/2024 | * | 27:25 | 0-6 | .000 | 0-4 | .000 | 0-0 | .000 | 2 | 2 | 4 | 3.6 | 0 | 1 | 0 | 1 | 2 | 0 | 7.4 | |
| at Rider | 01/20/2024 | * | 29:12 | 4-10 | .400 | 0-2 | .000 | 2-2 | 1.000 | 0 | 0 | 0 | 3.4 | 2 | 1 | 2 | 1 | 5 | 10 | 7.6 | |
| at Saint Peter's | 01/25/2024 | * | 28:34 | 2-6 | .333 | 1-2 | .500 | 2-3 | .667 | 2 | 7 | 9 | 3.8 | 3 | 3 | 5 | 0 | 2 | 7 | 7.6 | |
| Niagara | 01/27/2024 | * | 30:38 | 5-13 | .385 | 0-2 | .000 | 4-4 | 1.000 | 3 | 2 | 5 | 3.8 | 5 | 3 | 8 | 0 | 1 | 14 | 7.9 | |
| Iona | 02/01/2024 | * | 34:13 | 3-6 | .500 | 0-1 | .000 | 2-4 | .500 | 0 | 5 | 5 | 3.9 | 2 | 7 | 3 | 1 | 2 | 8 | 7.9 | |
| at Manhattan | 02/03/2024 | * | 28:59 | 4-10 | .400 | 1-2 | .500 | 1-1 | 1.000 | 0 | 2 | 2 | 3.8 | 4 | 1 | 3 | 0 | 4 | 10 | 8.1 | |
| Rider | 02/08/2024 | * | 30:51 | 6-13 | .462 | 1-4 | .250 | 1-2 | .500 | 2 | 2 | 4 | 3.8 | 1 | 2 | 1 | 0 | 5 | 14 | 8.4 | |
| Canisius | 02/10/2024 | * | 25:59 | 5-11 | .455 | 0-2 | .000 | 0-0 | .000 | 1 | 4 | 5 | 3.9 | 3 | 4 | 2 | 0 | 1 | 10 | 8.4 | |
| at Quinnipiac | 02/15/2024 | * | 35:35 | 5-12 | .417 | 0-3 | .000 | 4-6 | .667 | 3 | 3 | 6 | 4.0 | 2 | 3 | 3 | 0 | 2 | 14 | 8.7 | |
| Fairfield | 02/17/2024 | * | 33:34 | 5-11 | .455 | 1-1 | 1.000 | 2-3 | .667 | 1 | 4 | 5 | 4.0 | 2 | 3 | 3 | 0 | 1 | 13 | 8.9 | |
| at Marist | 02/22/2024 | * | 36:13 | 5-8 | .625 | 2-2 | 1.000 | 3-3 | 1.000 | 1 | 7 | 8 | 4.2 | 1 | 4 | 1 | 0 | 2 | 15 | 9.1 | |
| at Iona | 02/24/2024 | * | 31:13 | 2-13 | .154 | 0-3 | .000 | 4-5 | .800 | 1 | 2 | 3 | 4.1 | 5 | 2 | 4 | 1 | 3 | 8 | 9.1 | |
| Manhattan | 02/29/2024 | * | 32:23 | 5-13 | .385 | 0-1 | .000 | 4-4 | 1.000 | 2 | 4 | 6 | 4.2 | 2 | 3 | 3 | 0 | 2 | 14 | 9.3 | |
| Totals | | | 24 | 812:44 | 89-236 | .377 | 15-70 | .214 | 48-59 | .814 | 31 | 78 | 109 | 4.2 | 56 | 61 | 75 | 5 | 54 | 241 | 9.3 |

CAREER STATS

| | | | | Field Goals | | 3-Point | | F-Throws | | Rebounds | | | | | | | | Scoring | | |
|---------|------|-------|-----------|-------------|------|----------|------|----------|------|----------|-----|-----|-----|-------|-----|-----|-----|---------|-----|-----|
| SEASON | TEAM | GP-GS | MIN/AVG | FG-FGA | FG% | 3FG-3FGA | 3FG% | FT-FTA | FT% | OFF | DEF | TOT | AVG | PF-FO | A | TO | BLK | STL | PTS | AVG |
| 2020-21 | MSM | 19-0 | 169/8.9 | 10-33 | .303 | 1-11 | .091 | 12-17 | .706 | 10 | 14 | 24 | 1.3 | 20-0 | 11 | 13 | 1 | 9 | 33 | 1.7 |
| 2021-22 | MSM | 28-0 | 435/15.5 | 37-87 | .425 | 6-26 | .231 | 13-19 | .684 | 24 | 41 | 65 | 2.3 | 52-1 | 29 | 51 | 3 | 25 | 93 | 3.3 |
| 2022-23 | MSM | 1-0 | 1/0.8 | 0-0 | .000 | 0-0 | .000 | 0-0 | .000 | 0 | 0 | 0 | 0.0 | 1-0 | 0 | 0 | 0 | 0 | 0 | 0.0 |
| 2023-24 | MSM | 26-24 | 813/31.3 | 89-236 | .377 | 15-70 | .214 | 48-59 | .814 | 31 | 78 | 109 | 4.2 | 56-2 | 61 | 75 | 5 | 54 | 241 | 9.3 |
| TOTAL | | 74-24 | 1418/19.2 | 136-356 | .382 | 22-107 | .206 | 73-95 | .768 | 65 | 133 | 198 | 2.7 | 129-3 | 101 | 139 | 9 | 88 | 367 | 5.0 |



@MOUNTATHLETICS | #GOMOUNT



2023-24 MOUNT ST. MARY'S WOMEN'S BASKETBALL



12

Giana
HODDINOTT

5-9 | Guard | R-Freshman
Littlestown, Pa.
Delone Catholic

2022-23 SEASON: Played in four contests, tallying points against Richmond and Navy and grabbing four rebounds for the year ... Suffered a season-ending lower body injury in the Navy game November 19th.

HIGH SCHOOL: Finished an exciting interscholastic showing in nearby McSherrystown, competing for Delone Catholic. ... Three-time York-Adams Division 3 Player of the Year ... Reached 1,000 points in her senior year on December 28th, and known for her ability to hit three-pointers ... Ended high school with 1,449 points registered ... Shot 82 percent from the charity stripe as a junior ... Delone has also produced several other D1 athletes, including commits to Duke and Georgetown.

2023-24
AVERAGES
POINTS
2.3

REBOUNDS
1.9

ASSISTS
1.5

FG%
32.8

3FG%
23.8

FT%
53.8

CAREER HIGHS

| POINTS | FIELD GOALS | THREE POINTERS | FREE THROWS | REBOUNDS |
|----------------------------------|-------------------------------------|-----------------------------------|-------------------------------|------------------------------------|
| 7 | 3 2x | 1 5x | 3 | 5 |
| NIAGARA January 27, 2024 | last MANHATTAN February 29, 2024 | last RIDER February 8, 2024 | at Niagara January 6, 2024 | at Quinnipiac February 15, 2024 |
| ASSISTS | STEALS | BLOCKS | MINUTES | |
| 6 | 3 3x | 1 2x | 29 | |
| at Manhattan February 3, 2024 | last FAIRFIELD February 17, 2024 | last at Rider January 20, 2024 | CANISIUS February 3, 2024 | |

SEASON HIGHS

| POINTS | FIELD GOALS | THREE POINTERS | FREE THROWS | REBOUNDS |
|----------------------------------|-------------------------------------|-----------------------------------|-------------------------------|------------------------------------|
| 7 | 3 2x | 1 5x | 3 | 5 |
| NIAGARA January 27, 2024 | last MANHATTAN February 29, 2024 | last RIDER February 8, 2024 | at Niagara January 6, 2024 | at Quinnipiac February 15, 2024 |
| ASSISTS | STEALS | BLOCKS | MINUTES | |
| 6 | 3 3x | 1 2x | 29 | |
| at Manhattan February 3, 2024 | last FAIRFIELD February 17, 2024 | last at Rider January 20, 2024 | CANISIUS February 10, 2024 | |

2023-2024 GAME LOG


| Opponent | Date | GS | MIN | Total | | 3-Pointers | | Free throws | | Rebounds | | | PF | A | TO | BLK | STL | PTS | AVG | |
|--------------------|------------|----|--------|--------|-------|------------|-------|-------------|-------|----------|-----|-----|-----|----|----|-----|-----|-----|-----|-----|
| | | | | FG-FGA | PCT | 3FG-3FGA | PCT | FT-FTA | PCT | OFF | DEF | TOT | | | | | | | | AVG |
| at Howard | 11/09/2023 | | 08:55 | 1-1 | 1.000 | 1-1 | 1.000 | 2-2 | 1.000 | 0 | 1 | 1 | 1.0 | 0 | 0 | 0 | 0 | 5 | 5.0 | |
| at Navy | 11/15/2023 | | 02:55 | 0-0 | .000 | 0-0 | .000 | 0-0 | .000 | 0 | 1 | 1 | 1.0 | 0 | 0 | 0 | 0 | 0 | 2.5 | |
| Cornell | 11/18/2023 | | 01:32 | 0-0 | .000 | 0-0 | .000 | 0-0 | .000 | 0 | 0 | 0 | 0.7 | 0 | 0 | 1 | 0 | 0 | 1.7 | |
| at FDU | 11/22/2023 | | 06:50 | 0-2 | .000 | 0-0 | .000 | 0-0 | .000 | 0 | 1 | 1 | 0.8 | 1 | 0 | 3 | 0 | 0 | 1.3 | |
| at Loyola Maryland | 12/02/2023 | | 09:18 | 1-2 | .500 | 1-1 | 1.000 | 0-0 | .000 | 0 | 0 | 0 | 0.6 | 1 | 1 | 0 | 0 | 1 | 3 | 1.6 |
| at Fairfield | 12/16/2023 | | 01:04 | 0-0 | .000 | 0-0 | .000 | 0-0 | .000 | 0 | 0 | 0 | 0.5 | 0 | 0 | 0 | 0 | 0 | 0 | 1.3 |
| at TCU | 12/22/2023 | | 06:08 | 1-2 | .500 | 1-2 | .500 | 0-0 | .000 | 0 | 1 | 1 | 0.6 | 1 | 1 | 1 | 0 | 1 | 3 | 1.6 |
| at Canisius | 01/04/2024 | | 19:50 | 1-4 | .250 | 0-1 | .000 | 0-0 | .000 | 1 | 2 | 3 | 0.9 | 0 | 1 | 2 | 0 | 2 | 2 | 1.6 |
| at Niagara | 01/06/2024 | | 21:13 | 1-2 | .500 | 0-1 | .000 | 3-4 | .750 | 1 | 1 | 2 | 1.0 | 4 | 2 | 2 | 1 | 1 | 5 | 2.0 |
| Quinnipiac | 01/11/2024 | | 14:55 | 2-4 | .500 | 0-2 | .000 | 0-0 | .000 | 1 | 3 | 4 | 1.3 | 0 | 3 | 0 | 0 | 1 | 4 | 2.2 |
| Marist | 01/18/2024 | | 17:25 | 2-4 | .500 | 0-2 | .000 | 1-1 | 1.000 | 2 | 0 | 2 | 1.4 | 0 | 1 | 0 | 0 | 0 | 5 | 2.5 |
| at Rider | 01/20/2024 | | 14:07 | 0-4 | .000 | 0-1 | .000 | 0-0 | .000 | 1 | 0 | 1 | 1.3 | 0 | 1 | 2 | 1 | 0 | 0 | 2.3 |
| at Saint Peter's | 01/25/2024 | | 19:02 | 0-3 | .000 | 0-1 | .000 | 0-0 | .000 | 1 | 3 | 4 | 1.5 | 1 | 1 | 1 | 0 | 3 | 0 | 2.1 |
| Niagara | 01/27/2024 | | 21:26 | 3-6 | .500 | 1-3 | .333 | 0-0 | .000 | 2 | 0 | 2 | 1.6 | 3 | 2 | 1 | 0 | 1 | 7 | 2.4 |
| Iona | 02/01/2024 | | 16:11 | 1-3 | .333 | 0-2 | .000 | 0-0 | .000 | 2 | 1 | 3 | 1.7 | 1 | 0 | 1 | 0 | 1 | 2 | 2.4 |
| at Manhattan | 02/03/2024 | | 25:21 | 0-1 | .000 | 0-0 | .000 | 0-0 | .000 | 3 | 0 | 3 | 1.8 | 2 | 6 | 0 | 0 | 3 | 0 | 2.3 |
| Rider | 02/08/2024 | | 21:03 | 1-5 | .200 | 1-1 | 1.000 | 0-2 | .000 | 0 | 1 | 1 | 1.7 | 2 | 3 | 1 | 0 | 0 | 3 | 2.3 |
| Canisius | 02/10/2024 | | 29:27 | 1-3 | .333 | 0-0 | .000 | 0-0 | .000 | 1 | 2 | 3 | 1.8 | 2 | 5 | 0 | 0 | 2 | 2 | 2.3 |
| at Quinnipiac | 02/15/2024 | | 26:10 | 0-1 | .000 | 0-0 | .000 | 1-2 | .500 | 1 | 4 | 5 | 1.9 | 0 | 0 | 1 | 0 | 1 | 1 | 2.2 |
| Fairfield | 02/17/2024 | | 26:18 | 0-1 | .000 | 0-0 | .000 | 0-0 | .000 | 0 | 1 | 1 | 1.9 | 4 | 2 | 2 | 1 | 3 | 0 | 2.1 |
| at Marist | 02/22/2024 | | 21:30 | 1-5 | .200 | 0-2 | .000 | 0-0 | .000 | 2 | 1 | 3 | 2.0 | 3 | 4 | 1 | 0 | 0 | 2 | 2.1 |
| at Iona | 02/24/2024 | | 22:10 | 1-2 | .500 | 0-0 | .000 | 0-1 | .000 | 1 | 1 | 2 | 2.0 | 1 | 1 | 1 | 0 | 1 | 2 | 2.1 |
| Manhattan | 02/29/2024 | | 14:32 | 3-6 | .500 | 0-1 | .000 | 0-1 | .000 | 0 | 1 | 1 | 1.9 | 0 | 1 | 0 | 0 | 0 | 6 | 2.3 |
| Totals | | 0 | 367:22 | 20-61 | .328 | 5-21 | .238 | 7-13 | .538 | 19 | 25 | 44 | 1.9 | 26 | 35 | 20 | 3 | 21 | 52 | 2.3 |

CAREER STATS

| | | | | Field Goals | | 3-Point | | F-Throws | | Rebounds | | | | | | | | | Scoring | |
|---------|------|-------|----------|-------------|------|----------|------|----------|-------|----------|-----|-----|-----|-------|----|----|-----|-----|---------|-----|
| SEASON | TEAM | GP-GS | MIN/AVG | FG-FGA | FG% | 3FG-3FGA | 3FG% | FT-FTA | FT% | OFF | DEF | TOT | AVG | PF-FO | A | TO | BLK | STL | PTS | AVG |
| 2022-23 | MSM | 4-0 | 32/8.0 | 1-5 | .200 | 0-2 | .000 | 2-2 | 1.000 | 3 | 1 | 4 | 1.0 | 3-0 | 1 | 4 | 0 | 2 | 4 | 1.0 |
| 2023-24 | MSM | 23-0 | 367/16.0 | 20-61 | .328 | 5-21 | .238 | 7-13 | .538 | 19 | 25 | 44 | 1.9 | 26-0 | 35 | 20 | 3 | 21 | 52 | 2.3 |
| TOTAL | | 27-0 | 399/14.8 | 21-66 | .318 | 5-23 | .217 | 9-15 | .600 | 22 | 26 | 48 | 1.8 | 29-0 | 36 | 24 | 3 | 23 | 56 | 2.1 |



@MOUNTATHLETICS | #GOMOUNT



13

Aniya
WALKER

6-2 | Forward | Graduate
Pittsburgh, Pa.
Ambridge Area (Duquesne)

PRIOR TO THE MOUNT: Member of Duquesne's roster from 2020 until last year ... Battled injuries but appeared in 29 contests over two seasons ... Scored 15 points with 14 rebounds, four steals, three blocks and two assists ... Prior to Duquesne, Walker spent a year at Western Michigan, participating in nine contests for the Broncos ... Member of the A-10 Commissioner's Honor Roll.

PERSONAL: Father is Myron Walker, who is Robert Morris' all-time leading scorer and she has a cousin who has WNBA experience.

2023-24
AVERAGES
POINTS
0.5

REBOUNDS
0.8

ASSISTS
0.0

FG%
33.3

3FG%
0.0

FT%
0.0

CAREER HIGHS

POINTS
2

3x

last at Fairfield
December 16, 2023

FIELD GOALS
1

2x

last at Fairfield
December 16, 2023

THREE POINTERS

FREE THROWS
2

NAVY
November 19, 2022

REBOUNDS
2

2x

last at Loyola
December 2, 2023

ASSISTS
1

at Richmond
November 10, 2022

STEALS
1

2x

last NAVY
November 19, 2022

BLOCKS

MINUTES
13

at Richmond
November 10, 2022

SEASON HIGHS

POINTS
2

at Fairfield
December 16, 2023

FIELD GOALS
1

at Fairfield
December 16, 2023

THREE POINTERS

FREE THROWS

REBOUNDS
2

at Loyola
December 2, 2023

ASSISTS

STEALS

BLOCKS

MINUTES
6

at Loyola
December 2, 2023

2023-2024 GAME LOG

| Opponent | Date | GS | MIN | Total | | 3-Pointers | | Free throws | | Rebounds | | | | PF | A | TO | BLK | STL | PTS | AVG |
|--------------------|------------|----------|--------------|------------|-------------|------------|-------------|-------------|-------------|----------|----------|----------|------------|----------|----------|----------|----------|----------|----------|------------|
| | | | | FG-FGA | PCT | 3FG-3FGA | PCT | FT-FTA | PCT | OFF | DEF | TOT | AVG | | | | | | | |
| at Howard | 11/09/2023 | | 02:00 | 0-0 | .000 | 0-0 | .000 | 0-0 | .000 | 0 | 0 | 0 | 0.0 | 0 | 0 | 1 | 0 | 0 | 0 | 0.0 |
| at FDU | 11/22/2023 | | 02:21 | 0-0 | .000 | 0-0 | .000 | 0-0 | .000 | 0 | 1 | 1 | 0.5 | 2 | 0 | 2 | 0 | 0 | 0 | 0.0 |
| at Loyola Maryland | 12/02/2023 | | 05:41 | 0-2 | .000 | 0-1 | .000 | 0-0 | .000 | 0 | 2 | 2 | 1.0 | 0 | 0 | 1 | 0 | 0 | 0 | 0.0 |
| at Fairfield | 12/16/2023 | | 01:04 | 1-1 | 1.000 | 0-0 | .000 | 0-1 | .000 | 0 | 0 | 0 | 0.8 | 0 | 0 | 0 | 0 | 0 | 2 | 0.5 |
| Totals | | 0 | 11:06 | 1-3 | .333 | 0-1 | .000 | 0-1 | .000 | 0 | 3 | 3 | 0.8 | 2 | 0 | 4 | 0 | 0 | 2 | 0.5 |

CAREER STATS

| SEASON | TEAM | GP-GS | MIN/AVG | Field Goals | | 3-Point | | F-Throws | | Rebounds | | | | Scoring | | | |
|----------------------|------|-------------|----------------|--------------|-------------|-------------|-------------|------------|-------------|----------|-----------|-----------|------------|-------------|----------|-----------|----------|
| | | | | FG-FGA | FG% | 3FG-3FGA | 3FG% | FT-FTA | FT% | OFF | DEF | TOT | AVG | PF-F | A | TO | BLK |
| 2019-20 | WMU | 9-0 | 63/7.0 | 5-19 | .263 | 2-9 | .222 | 1-3 | .333 | 4 | 5 | 9 | 1.0 | 8-0 | 3 | 6 | 1 |
| 2021-22 | DU | 11-0 | 26/2.4 | 1-4 | .250 | 0-0 | .000 | 0-0 | .000 | 0 | 2 | 2 | 0.2 | 1-0 | 0 | 0 | 0 |
| 2022-23 | DU | 18-1 | 72/4.0 | 5-17 | .294 | 1-4 | .250 | 2-4 | .500 | 1 | 11 | 12 | 0.7 | 10-0 | 2 | 5 | 3 |
| 2023-24 | MSM | 4-0 | 11/2.8 | 1-3 | .333 | 0-1 | .000 | 0-1 | .000 | 0 | 3 | 3 | 0.8 | 2-0 | 0 | 4 | 0 |
| TOTAL FOR MSM | | 4-0 | 11/2.8 | 1-3 | .333 | 0-1 | .000 | 0-1 | .000 | 0 | 3 | 3 | 0.8 | 2-0 | 0 | 4 | 0 |
| TOTAL | | 42-1 | 171/4.1 | 12-43 | .279 | 3-14 | .214 | 3-8 | .375 | 5 | 21 | 26 | 0.6 | 21-0 | 5 | 15 | 4 |



15

Jasmine
LINDSAY-HUSKEY

5-10 | Guard | Junior
Middletown, Maryland
St. John's Catholic Prep

2022-23 SEASON: Participated in 24 games as a sophomore, but once again saw the season clipped short by injury ... Scored 35 points and grabbed 33 rebounds, averaging a respective 1.5 and 1.4 for the year ... Hit five points on three occasions (N.C. State 11/13; Loyola 12/3; Pitt-Johnstown 12/7) ... Pulled in five rebounds twice in conference games with Manhattan and Marist.

2021-22 SEASON: Impactful player in her first season until a lower body injury ended her campaign in February ... Averaged 3.5 points and 1.2 rebounds while shooting 41.9 percent for the season and 39.1 percent from downtown ... Best performance scoring-wise came at Clemson when "Jazz" registered 17 points ... Grabbed six rebounds in a contest with FDU on January 27th ... Stole the ball three times at St. Francis Brooklyn February 17th.

HIGH SCHOOL: Four-year varsity combo guard for the SJCP Vikings ... Frederick News Post 2019 All-Area Honorable Mention ... Team Captain since junior year ... Collected numerous all-tournament awards as well as a position on the USJN East Coast Clash All-Star squad in 2018 ... Honors with Distinction recipient and member of the Black Student Union.

PERSONAL: Undecided on a major at the Mount ... Mother and grandmother are both alumni of the Mount ... Prior to attending college in Emmitsburg, mom played volleyball and tennis for St. Leo University.

2023-24
AVERAGES
POINTS

-

REBOUNDS

-

ASSISTS

-

FG%

-

3FG%

-

FT%

-

CAREER HIGHS

POINTS

17

at Clemson
November 28, 2021

FIELD GOALS

6

at Clemson
November 28, 2021

THREE POINTERS

5

at Clemson
November 28, 2021

FREE THROWS

2 4x

last at St. Peter's
December 7, 2022

REBOUNDS

6

FDU
January 27, 2022

ASSISTS

2 3x

last FAIRFIELD
December 29, 2022

STEALS

3

at St. Francis BK
February 17, 2022

BLOCKS

2

VALLEY FORGE
November 13, 2021

MINUTES

26

at Clemson
November 28, 2021

SEASON HIGHS

POINTS

FIELD GOALS

THREE POINTERS

FREE THROWS

REBOUNDS

ASSISTS

STEALS

BLOCKS

MINUTES

2023-2024 GAME LOG

CAREER STATS

| SEASON | TEAM | GP-GS | MIN/AVG | Field Goals | | 3-Point | | F-Throws | | Rebounds | | | | Scoring | | | |
|---------|------|-------|----------|-------------|------|----------|------|----------|------|----------|-----|-----|-----|---------|----|-----|-----|
| | | | | FG-FGA | FG% | 3FG-3FGA | 3FG% | FT-FTA | FT% | OFF | DEF | TOT | AVG | PF-FO | A | TO | BLK |
| 2021-22 | MSM | 21-1 | 304/14.5 | 26-62 | .419 | 18-46 | .391 | 3-5 | .600 | 5 | 21 | 26 | 1.2 | 32-0 | 8 | 12 | 4 |
| 2022-23 | MSM | 24-0 | 391/16.3 | 11-54 | .204 | 6-33 | .182 | 7-8 | .875 | 9 | 24 | 33 | 1.4 | 44-0 | 19 | 15 | 2 |
| TOTAL | | 45-1 | 695/15.4 | 37-116 | .319 | 24-79 | .304 | 10-13 | .769 | 14 | 45 | 59 | 1.3 | 76-0 | 27 | 27 | 6 |
| | | | | | | | | | | | | | | | | 108 | 2.4 |





2023-24 MOUNT ST. MARY'S WOMEN'S BASKETBALL



20

Jaedyn
JAMISON

6-1 | Forward | R-Sophomore
Rocky Mount, Virginia
Franklin County

2022-23 SEASON: Battled in 15 games throughout the year, mostly during conference play filling gaps due to various injuries ... Debuted with five minutes in the season opener at Virginia Tech, pulling in a rebound and adding a block ... Finished the season with 12 points, 18 rebounds, six blocks, five assists and three steals ... Registered three pointers at Rider and in the MAAC Quarterfinal versus Iona ... Tallied three rejections in the season finale as well.

2021-22 SEASON: Given a redshirt in her first season at the Mount.

HIGH SCHOOL: Two-time All-District First Team Selection and First Team All-Region honoree in 2019-2020 ... Team Captain and MVP at Franklin County High ... Team made regionals three times and made the quarterfinals in '19-20 ... Member of the National Honor Society and Future Business Leaders of America

PERSONAL: Business major at the Mount.

2023-24
AVERAGES
POINTS
2.0

REBOUNDS
3.0

ASSISTS
0.6

FG%
34.3

3FG%
15.4

FT%
33.3

CAREER HIGHS

| POINTS | FIELD GOALS | THREE POINTERS | FREE THROWS | REBOUNDS |
|-----------------------------------|---------------------------------------|--------------------------------|------------------------------------|------------------------------|
| 10 | 4 | 2 | 2 | 10 |
| at FDU November 22, 2023 | at FDU November 22, 2023 | at FDU November 22, 2023 | PITT-JOHNSTOWN December 7, 2022 | at Rider January 20, 2024 |
| ASSISTS | STEALS | BLOCKS | MINUTES | |
| 2 | 2 | 2 | 30 | |
| 3x | 4x | 3x | | |
| last at UMES November 29, 2023 | last at Manhattan February 3, 2024 | last RIDER February 8, 2024 | RIDER February 8, 2024 | |

SEASON HIGHS

| POINTS | FIELD GOALS | THREE POINTERS | FREE THROWS | REBOUNDS |
|-----------------------------------|---------------------------------------|--------------------------------|--------------------------------|------------------------------|
| 10 | 4 | 2 | 1 | 10 |
| at FDU November 22, 2023 | at FDU November 22, 2023 | at FDU November 22, 2023 | last RIDER February 8, 2024 | at Rider January 20, 2024 |
| ASSISTS | STEALS | BLOCKS | MINUTES | |
| 2 | 2 | 2 | 30 | |
| 2x | 4x | 3x | | |
| last at UMES November 29, 2023 | last at Manhattan February 3, 2024 | last RIDER February 8, 2024 | RIDER February 8, 2024 | |

2023-2024 GAME LOG

| Opponent | Date | GS | MIN | Total | | 3-Pointers | | Free throws | | Rebounds | | | PF | A | TO | BLK | STL | PTS | AVG | |
|--------------------|------------|----|-----------|--------|-------|------------|-------|-------------|------|----------|--------|----------|----------|-----|----|-----|-----|-----|-----|-----|
| | | | | FG-FGA | PCT | 3FG-3FGA | PCT | FT-FTA | PCT | OFF | DEF | TOT | | | | | | | | AVG |
| at Howard | 11/09/2023 | | 16:43 | 0-0 | .000 | 0-0 | .000 | 0-0 | .000 | 0 | 1 | 1 | 1.0 | 2 | 0 | 2 | 0 | 0 | 0.0 | |
| at Navy | 11/15/2023 | | 24:01 | 1-1 | 1.000 | 0-0 | .000 | 0-0 | .000 | 0 | 2 | 2 | 1.5 | 2 | 0 | 0 | 1 | 2 | 2.0 | |
| Cornell | 11/18/2023 | | 16:20 | 0-1 | .000 | 0-0 | .000 | 0-0 | .000 | 0 | 0 | 0 | 1.0 | 2 | 0 | 0 | 1 | 0 | 0.7 | |
| at FDU | 11/22/2023 | * | 27:19 | 4-4 | 1.000 | 2-2 | 1.000 | 0-0 | .000 | 0 | 2 | 2 | 1.3 | 2 | 2 | 1 | 1 | 0 | 10 | 3.0 |
| at UMES | 11/29/2023 | * | 20:38 | 0-2 | .000 | 0-0 | .000 | 1-2 | .500 | 0 | 1 | 1 | 1.2 | 4 | 2 | 1 | 1 | 0 | 1 | 2.6 |
| at Loyola Maryland | 12/02/2023 | * | 16:51 | 0-2 | .000 | 0-2 | .000 | 0-0 | .000 | 0 | 1 | 1 | 1.2 | 0 | 1 | 1 | 0 | 2 | 0 | 2.2 |
| Bucknell | 12/05/2023 | | 06:03 | 0-1 | .000 | 0-1 | .000 | 0-0 | .000 | 0 | 0 | 0 | 1.0 | 0 | 0 | 0 | 1 | 0 | 0 | 1.9 |
| George Mason | 12/09/2023 | | 17:14 | 0-4 | .000 | 0-4 | .000 | 0-0 | .000 | 0 | 3 | 3 | 1.3 | 1 | 0 | 2 | 1 | 0 | 0 | 1.6 |
| at Fairfield | 12/16/2023 | | 23:24 | 2-7 | .286 | 1-3 | .333 | 0-0 | .000 | 0 | 5 | 5 | 1.7 | 1 | 0 | 1 | 1 | 1 | 5 | 2.0 |
| Siena | 12/18/2023 | | 13:21 | 1-2 | .500 | 0-0 | .000 | 0-0 | .000 | 0 | 0 | 0 | 1.5 | 0 | 1 | 0 | 1 | 0 | 2 | 2.0 |
| at TCU | 12/22/2023 | | 15:41 | 0-2 | .000 | 0-2 | .000 | 0-0 | .000 | 0 | 3 | 3 | 1.6 | 1 | 0 | 0 | 0 | 0 | 0 | 1.8 |
| at Canisius | 01/04/2024 | * | 24:20 | 0-0 | .000 | 0-0 | .000 | 0-0 | .000 | 0 | 0 | 0 | 1.5 | 1 | 1 | 2 | 1 | 1 | 0 | 1.7 |
| at Niagara | 01/06/2024 | * | 23:02 | 0-3 | .000 | 0-2 | .000 | 0-2 | .000 | 2 | 3 | 5 | 1.8 | 2 | 0 | 0 | 1 | 1 | 0 | 1.5 |
| Quinnipiac | 01/11/2024 | * | 18:37 | 1-2 | .500 | 1-2 | .500 | 1-2 | .500 | 0 | 2 | 2 | 1.8 | 2 | 0 | 1 | 0 | 0 | 4 | 1.7 |
| Marist | 01/18/2024 | * | 28:26 | 2-8 | .250 | 0-4 | .000 | 0-0 | .000 | 1 | 3 | 4 | 1.9 | 2 | 0 | 1 | 1 | 2 | 4 | 1.9 |
| at Rider | 01/20/2024 | * | 26:36 | 2-4 | .500 | 0-0 | .000 | 0-2 | .000 | 3 | 7 | 10 | 2.4 | 1 | 1 | 2 | 2 | 0 | 4 | 2.0 |
| at Saint Peter's | 01/25/2024 | * | 10:16 | 0-0 | .000 | 0-0 | .000 | 0-0 | .000 | 0 | 0 | 0 | 2.3 | 1 | 1 | 1 | 1 | 1 | 0 | 1.9 |
| Niagara | 01/27/2024 | * | 20:19 | 2-3 | .667 | 0-1 | .000 | 1-2 | .500 | 3 | 4 | 7 | 2.6 | 5 | 1 | 2 | 1 | 1 | 5 | 2.1 |
| Iona | 02/01/2024 | * | 25:30 | 0-4 | .000 | 0-3 | .000 | 0-0 | .000 | 0 | 3 | 3 | 2.6 | 1 | 1 | 1 | 2 | 1 | 0 | 1.9 |
| at Manhattan | 02/03/2024 | * | 17:37 | 0-1 | .000 | 0-0 | .000 | 0-0 | .000 | 0 | 1 | 1 | 2.5 | 2 | 2 | 1 | 0 | 2 | 0 | 1.9 |
| Rider | 02/08/2024 | * | 29:50 | 2-4 | .500 | 0-0 | .000 | 1-2 | .500 | 3 | 3 | 6 | 2.7 | 1 | 0 | 2 | 2 | 0 | 5 | 2.0 |
| Canisius | 02/10/2024 | * | 19:11 | 0-2 | .000 | 0-0 | .000 | 0-0 | .000 | 2 | 2 | 4 | 2.7 | 3 | 1 | 0 | 0 | 0 | 0 | 1.9 |
| at Quinnipiac | 02/15/2024 | * | 11:08 | 0-0 | .000 | 0-0 | .000 | 0-0 | .000 | 0 | 5 | 5 | 2.8 | 0 | 0 | 2 | 0 | 0 | 0 | 1.8 |
| Fairfield | 02/17/2024 | * | 27:24 | 3-5 | .600 | 0-0 | .000 | 0-0 | .000 | 1 | 5 | 6 | 3.0 | 0 | 0 | 1 | 1 | 0 | 6 | 2.0 |
| at Marist | 02/22/2024 | * | 23:46 | 1-1 | 1.000 | 0-0 | .000 | 0-0 | .000 | 1 | 5 | 6 | 3.1 | 2 | 1 | 1 | 0 | 1 | 2 | 2.0 |
| at Iona | 02/24/2024 | * | 22:15 | 2-2 | 1.000 | 0-0 | .000 | 0-0 | .000 | 1 | 1 | 2 | 3.0 | 1 | 1 | 0 | 0 | 1 | 4 | 2.1 |
| Manhattan | 02/29/2024 | * | 14:03 | 0-2 | .000 | 0-0 | .000 | 0-0 | .000 | 1 | 1 | 2 | 3.0 | 2 | 1 | 1 | 0 | 1 | 0 | 2.0 |
| Totals | | | 19 539:54 | 23-67 | .343 | 4-26 | .154 | 4-12 | .333 | 18 63 | 81 3.0 | 41 17 26 | 19 18 54 | 2.0 | | | | | | |

CAREER STATS

| SEASON | TEAM | GP-GS | MIN | AVG | Field Goals FG-FGA FG% | 3-Point 3FG-3FGA 3FG% | F-Throws FT-FTA FT% | Rebounds OFF DEF TOT AVG | PF-FO | A | TO | BLK | STL | PTS | AVG |
|--------------|------|--------------|------------|-------------|---------------------------|--------------------------|------------------------|-----------------------------|-------------|-----------|-----------|-----------|-----------|-----------|------------|
| 2022-23 | MSM | 15-0 | 103 | 6.9 | 4-17 .235 | 2-9 .222 | 2-5 .400 | 1 17 18 1.2 | 8-0 | 5 | 7 | 6 | 3 | 12 | 0.8 |
| 2023-24 | MSM | 27-19 | 540 | 20.0 | 23-67 .343 | 4-26 .154 | 4-12 .333 | 18 63 81 3.0 | 41-1 | 17 | 26 | 19 | 18 | 54 | 2.0 |
| TOTAL | | 42-19 | 643 | 15.3 | 27-84 .321 | 6-35 .171 | 6-17 .353 | 19 80 99 2.4 | 49-1 | 22 | 33 | 25 | 21 | 66 | 1.6 |



@MOUNTATHLETICS | #GOMOUNT



2023-24 MOUNT ST. MARY'S WOMEN'S BASKETBALL



22

Jessica
TOMASETTI

5-5 | Guard | Senior
North Potomac, Maryland
Our Lady of Good Counsel

2022-23 SEASON: Continued to be a reliable starter for the Mountaineers, coming in second among her teammates in scoring with an average of 10.7 points per game ... Added 169 rebounds, 64 assists and 35 steals ... Efficient at the charity stripe, finishing the season with the sixth best free throw percentage (min. 75 attempts) in program history at 82.1 percent ... Now stands 63rd on the all-time scoring list at 614 points ... Registered a career high 23 points in the team's game against Cornell on November 21st ... Completed a pair of double-doubles, with 18 points and 10 boards in the home win versus Siena and again with 14 and 10 in the first round of the MAAC Tournament, a victory over Canisius.

2021-22 SEASON: Succeeded in an opportunity to crack the starting lineup, filling a spot on January 6th against LIU and holding it the rest of the way ... Finished the season averaging 6.5 points and 3.2 rebounds, adding 45 assists and 19 steals ... Set a new career high in points with 20 in the Mount's win over Valley Forge on November 13th, one of three times she surpassed double digits in scoring ... Reached new milestones in rebounding (7, SFU, NEC Quarterfinals) and assists (5, at Clemson, 11/28/21) ... Averaged 5.8 points against NEC opponents ... Secured a place on the Top 100 in program history for scoring during the postseason.

2020-21 SEASON: All-NEC Rookie Team Selection ... Led all first year Mountaineers with 92 points, an average of 3.8 points per game ... Finished season with 50 rebounds, 22 assists, 20 steals and a block ... Posted double figures in three games, including back-to-back contests against Bryant ... The second game against the Bulldogs netted her a career high of 14 points ... Received two NEC Rookie of the Week honors with the Bryant series being one of them ... Third on the team with a .480 field goal percentage.

HIGH SCHOOL: First Team All-WCAC member her junior and senior seasons ... Also served as a team captain in those years ... Additionally named to the Montgomery County Girls Basketball Private School First Team in 2019-2020 ... Averaged 14 points, five rebounds and four assists ... On the honor roll all four years and a member of the Principal's List.

PERSONAL: Environmental Science major at the Mount.

2023-24
AVERAGES
POINTS
13.1

REBOUNDS
3.9
ASSISTS
1.9
FG%
38.5
3FG%
30.5
FT%
77.3

CAREER HIGHS

| POINTS | FIELD GOALS | THREE POINTERS | FREE THROWS | REBOUNDS |
|-------------------------------|----------------------------------|-------------------------------------|-------------------------------|---------------------------------------|
| 29 | 12 | 4 3x | 11 | 10 3x |
| CANISIUS February 10, 2024 | at Manhattan February 3, 2024 | last MARIST January 18, 2024 | at Navy November 15, 2023 | last vs. Canisius February 2, 2023 |
| ASSISTS | STEALS | BLOCKS | MINUTES | |
| 6 | 6 | 1 9x | 42 | |
| RIDER January 7, 2023 | at FDU November 22, 2023 | last MANHATTAN February 29, 2024 | at Rider February 23, 2023 | |

SEASON HIGHS

| POINTS | FIELD GOALS | THREE POINTERS | FREE THROWS | REBOUNDS |
|----------------------------------|----------------------------------|-------------------------------------|------------------------------------|----------------------------|
| 29 | 12 | 4 | 11 | 9 |
| CANISIUS February 10, 2024 | at Manhattan February 3, 2024 | MARIST January 18, 2024 | at Navy November 15, 2023 | SIENA December 18, 2023 |
| ASSISTS | STEALS | BLOCKS | MINUTES | |
| 5 3x | 6 | 1 3x | 40 2x | |
| last NIAGARA January 27, 2024 | at FDU November 22, 2023 | last MANHATTAN February 29, 2024 | last CANISIUS February 10, 2024 | |

2023-2024 GAME LOG

| Opponent | Date | GS | MIN | Total | | 3-Pointers | | Free throws | | Rebounds | | | | PF | A | TO | BLK | STL | PTS | AVG | |
|--------------------|------------|----|-------|--------|---------|------------|--------|-------------|-------|----------|-----|-----|-----|-----|----|----|-----|-----|-----|------|------|
| | | | | FG-FA | PCT | 3FG-3FGA | PCT | FT-FTA | PCT | OFF | DEF | TOT | AVG | | | | | | | | |
| at Howard | 11/09/2023 | * | 30:39 | 2-5 | .400 | 1-1 | 1.000 | 0-0 | .000 | 1 | 7 | 8 | 8.0 | 1 | 2 | 1 | 0 | 1 | 5 | 5.0 | |
| at Navy | 11/15/2023 | * | 39:49 | 4-13 | .308 | 1-5 | .200 | 11-14 | .786 | 0 | 3 | 3 | 5.5 | 1 | 1 | 4 | 0 | 3 | 20 | 12.5 | |
| Cornell | 11/18/2023 | * | 37:24 | 2-13 | .154 | 0-3 | .000 | 2-2 | 1.000 | 4 | 3 | 7 | 6.0 | 4 | 5 | 3 | 0 | 1 | 6 | 10.3 | |
| at FDU | 11/22/2023 | * | 33:02 | 4-9 | .444 | 1-3 | .333 | 6-7 | .857 | 0 | 5 | 5 | 5.8 | 2 | 2 | 2 | 0 | 6 | 15 | 11.5 | |
| at UMES | 11/29/2023 | * | 35:18 | 5-12 | .417 | 2-3 | .667 | 0-0 | .000 | 1 | 2 | 3 | 5.2 | 1 | 1 | 1 | 0 | 0 | 12 | 11.6 | |
| at Loyola Maryland | 12/02/2023 | * | 32:34 | 6-14 | .429 | 1-4 | .250 | 0-0 | .000 | 0 | 1 | 1 | 4.5 | 1 | 1 | 2 | 0 | 0 | 13 | 11.8 | |
| Bucknell | 12/05/2023 | * | 32:01 | 6-11 | .545 | 1-3 | .333 | 0-0 | .000 | 1 | 1 | 2 | 4.1 | 1 | 1 | 0 | 0 | 0 | 13 | 12.0 | |
| George Mason | 12/09/2023 | * | 32:09 | 3-12 | .250 | 1-7 | .143 | 0-0 | .000 | 0 | 7 | 7 | 4.5 | 1 | 0 | 1 | 0 | 1 | 7 | 11.4 | |
| at Fairfield | 12/16/2023 | * | 34:52 | 3-9 | .333 | 0-2 | .000 | 2-4 | .500 | 0 | 4 | 4 | 4.4 | 2 | 3 | 4 | 0 | 1 | 8 | 11.0 | |
| Siena | 12/18/2023 | * | 35:43 | 3-16 | .188 | 0-4 | .000 | 2-2 | 1.000 | 1 | 8 | 9 | 4.9 | 3 | 1 | 3 | 0 | 0 | 8 | 10.7 | |
| at TCU | 12/22/2023 | * | 33:37 | 5-16 | .313 | 2-7 | .286 | 0-0 | .000 | 2 | 5 | 7 | 5.1 | 1 | 3 | 0 | 0 | 0 | 12 | 10.8 | |
| at Canisius | 01/04/2024 | * | 33:40 | 2-7 | .286 | 0-3 | .000 | 2-2 | 1.000 | 0 | 2 | 2 | 4.8 | 2 | 3 | 3 | 1 | 1 | 6 | 10.4 | |
| at Niagara | 01/06/2024 | * | 30:55 | 3-8 | .375 | 1-3 | .333 | 0-0 | .000 | 2 | 2 | 4 | 4.8 | 2 | 2 | 5 | 0 | 4 | 7 | 10.2 | |
| Quinnipiac | 01/11/2024 | * | 35:47 | 4-13 | .308 | 2-7 | .286 | 3-6 | .500 | 2 | 1 | 3 | 4.6 | 2 | 2 | 1 | 0 | 2 | 13 | 10.4 | |
| Marist | 01/18/2024 | * | 34:45 | 8-17 | .471 | 4-8 | .500 | 0-0 | .000 | 0 | 4 | 4 | 4.6 | 2 | 0 | 2 | 0 | 1 | 20 | 11.0 | |
| at Rider | 01/20/2024 | * | 34:17 | 8-18 | .444 | 2-4 | .500 | 5-6 | .833 | 1 | 2 | 3 | 4.5 | 0 | 5 | 1 | 0 | 3 | 23 | 11.8 | |
| at Saint Peter's | 01/25/2024 | * | 38:13 | 4-15 | .267 | 1-6 | .167 | 5-5 | 1.000 | 2 | 5 | 7 | 4.6 | 1 | 3 | 2 | 0 | 1 | 14 | 11.9 | |
| Niagara | 01/27/2024 | * | 33:36 | 3-8 | .375 | 0-1 | .000 | 2-4 | .500 | 1 | 2 | 3 | 4.6 | 1 | 5 | 5 | 1 | 1 | 8 | 11.7 | |
| Iona | 02/01/2024 | * | 37:26 | 5-12 | .417 | 0-2 | .000 | 1-2 | .500 | 1 | 0 | 1 | 4.4 | 1 | 1 | 1 | 0 | 2 | 11 | 11.6 | |
| at Manhattan | 02/03/2024 | * | 36:13 | 12-24 | .500 | 1-6 | .167 | 0-0 | .000 | 3 | 1 | 4 | 4.4 | 2 | 2 | 1 | 0 | 0 | 25 | 12.3 | |
| Rider | 02/08/2024 | * | 28:02 | 1-9 | .111 | 0-3 | .000 | 0-0 | .000 | 0 | 2 | 2 | 4.2 | 2 | 1 | 0 | 0 | 1 | 2 | 11.8 | |
| Canisius | 02/10/2024 | * | 39:54 | 11-18 | .611 | 2-5 | .400 | 5-6 | .833 | 1 | 1 | 2 | 4.1 | 0 | 1 | 4 | 0 | 1 | 29 | 12.6 | |
| at Quinnipiac | 02/15/2024 | * | 35:31 | 4-9 | .444 | 2-2 | 1.000 | 2-2 | 1.000 | 1 | 3 | 4 | 4.1 | 2 | 0 | 3 | 0 | 1 | 12 | 12.6 | |
| Fairfield | 02/17/2024 | * | 36:37 | 6-19 | .316 | 0-3 | .000 | 2-2 | 1.000 | 0 | 1 | 1 | 4.0 | 0 | 3 | 3 | 0 | 0 | 14 | 12.6 | |
| at Marist | 02/22/2024 | * | 29:22 | 6-14 | .429 | 3-4 | .750 | 1-2 | .500 | 0 | 2 | 2 | 3.9 | 1 | 1 | 2 | 0 | 3 | 16 | 12.8 | |
| at Iona | 02/24/2024 | * | 35:17 | 8-19 | .421 | 2-3 | .667 | 0-0 | .000 | 3 | 3 | 6 | 4.0 | 0 | 1 | 2 | 0 | 1 | 18 | 13.0 | |
| Manhattan | 02/29/2024 | * | 34:04 | 8-13 | .615 | 2-3 | .667 | 0-0 | .000 | 1 | 1 | 2 | 3.9 | 1 | 2 | 0 | 1 | 1 | 18 | 13.1 | |
| Totals | | | 27 | 930:50 | 136-353 | .385 | 32-105 | .305 | 51-66 | .773 | 28 | 78 | 106 | 3.9 | 37 | 52 | 56 | 3 | 36 | 355 | 13.1 |

CAREER STATS

| | | | | Field Goals | | 3-Point | | F-Throws | | Rebounds | | | | | | | Scoring | | | |
|---------|------|--------|-----------|-------------|------|----------|------|----------|------|----------|-----|-----|-----|-------|-----|-----|---------|-----|-----|------|
| SEASON | TEAM | GP-GS | MIN/AVG | FG-FGA | FG% | 3FG-3FGA | 3FG% | FT-FTA | FT% | OFF | DEF | TOT | AVG | PF-FO | A | TO | BLK | STL | PTS | AVG |
| 2020-21 | MSM | 24-0 | 382/15.9 | 36-75 | .480 | 11-26 | .423 | 9-11 | .818 | 14 | 36 | 50 | 2.1 | 25-0 | 22 | 16 | 1 | 20 | 92 | 3.8 |
| 2021-22 | MSM | 29-22 | 787/27.2 | 70-151 | .464 | 20-58 | .345 | 29-37 | .784 | 36 | 57 | 93 | 3.2 | 42-0 | 45 | 31 | 3 | 19 | 189 | 6.5 |
| 2022-23 | MSM | 31-31 | 977/31.5 | 121-295 | .410 | 27-85 | .318 | 64-78 | .821 | 52 | 117 | 169 | 5.5 | 63-2 | 64 | 74 | 2 | 35 | 333 | 10.7 |
| 2023-24 | MSM | 27-27 | 931/34.5 | 136-353 | .385 | 32-105 | .305 | 51-66 | .773 | 28 | 78 | 106 | 3.9 | 37-0 | 52 | 56 | 3 | 36 | 355 | 13.1 |
| TOTAL | | 111-80 | 3077/27.7 | 363-874 | .415 | 90-274 | .328 | 153-192 | .797 | 130 | 288 | 418 | 3.8 | 167-2 | 183 | 177 | 9 | 110 | 969 | 8.7 |



@MOUNTATHLETICS | #GOMOUNT



33

McKenzie
MATHENY

5-11 | Forward | Sophomore
West Springfield, Va.
West Springfield

2022-23 SEASON: Beneficial member of the team coming off the bench ... Appeared in 24 contests with 222 minutes of game time played ... Averaged one point per game over 9.3 minutes a contest, tallying nine field goals with a trio of treys ... Season highs include eight rebounds at Marist on February 2nd and seven points versus Pitt-Johnstown December 7th ... Two of three blocks on the year came against Cornell November 21st.

HIGH SCHOOL: A stellar forward for the Spartans during her high school career ... Originally competed at Lake Braddock, but moved over to West Springfield as a sophomore, ... Regular on the Patriot District and Occoquan Regional Teams ... Received the distinction of Co-Player of the Year for the Patrio as a senior, along with her second straight First Team Occoquan selection As a sophomore, Matheny garnered a Second Team All-State nod.

2023-24
AVERAGES
POINTS
0.7

REBOUNDS
1.1

ASSISTS
0.2

FG%
33.3

3FG%
0.0

FT%
-

CAREER HIGHS

| POINTS | FIELD GOALS | THREE POINTERS | FREE THROWS | REBOUNDS |
|------------------------------------|------------------------------------|--------------------------------------|---------------------------------|-------------------------------|
| 7 | 3 | 1 3x | 2 | 8 |
| PITT-JOHNSTOWN December 7, 2022 | PITT-JOHNSTOWN December 7, 2022 | last QUINNIPIAC February 16, 2023 | at Cornell November 21, 2022 | at Marist February 2, 2023 |
| ASSISTS | STEALS | BLOCKS | MINUTES | |
| 2 | 2 2x | 2 | 27 | |
| IONA February 18, 2023 | last vs. Canisius March 7, 2023 | at Cornell November 21, 2022 | at Marist February 2, 2023 | |

SEASON HIGHS

| POINTS | FIELD GOALS | THREE POINTERS | FREE THROWS | REBOUNDS |
|-------------------------------------|-------------------------------------|----------------------------|------------------------------|--|
| 2 5x | 1 5x | | | 3 2x |
| last MANHATTAN February 29, 2024 | last MANHATTAN February 29, 2024 | | | last at Fairfield December 16, 2023 |
| ASSISTS | STEALS | BLOCKS | MINUTES | |
| 1 3x | 1 2x | 1 | 16 | |
| last at SPU January 25, 2024 | last MANHATTAN February 29, 2024 | MARIST January 18, 2024 | at UMES November 29, 2023 | |

2023-2024 GAME LOG

| Opponent | Date | GS | MIN | Total | | 3-Pointers | | Free throws | | Rebounds | | | | PF | A | TO | BLK | STL | PTS | AVG |
|--------------------|------------|----------|---------------|-------------|-------------|------------|-------------|-------------|-------------|----------|-----------|-----------|------------|-----------|----------|----------|----------|----------|-----------|------------|
| | | | | FG-FGA | PCT | 3FG-3FGA | PCT | FT-FTA | PCT | OFF | DEF | TOT | AVG | | | | | | | |
| at Howard | 11/09/2023 | | 05:29 | 0-0 | .000 | 0-0 | .000 | 0-0 | .000 | 0 | 0 | 0 | 0.0 | 1 | 1 | 0 | 0 | 0 | 0 | 0.0 |
| at Navy | 11/15/2023 | | 05:50 | 1-2 | .500 | 0-0 | .000 | 0-0 | .000 | 1 | 1 | 2 | 1.0 | 0 | 0 | 1 | 0 | 0 | 2 | 1.0 |
| Cornell | 11/18/2023 | | 06:57 | 1-4 | .250 | 0-1 | .000 | 0-0 | .000 | 2 | 1 | 3 | 1.7 | 1 | 1 | 0 | 0 | 0 | 2 | 1.3 |
| at FDU | 11/22/2023 | | 07:15 | 0-0 | .000 | 0-0 | .000 | 0-0 | .000 | 0 | 0 | 0 | 1.3 | 4 | 0 | 1 | 0 | 0 | 0 | 1.0 |
| at UMES | 11/29/2023 | | 15:56 | 0-1 | .000 | 0-1 | .000 | 0-0 | .000 | 0 | 1 | 1 | 1.2 | 2 | 0 | 3 | 0 | 0 | 0 | 0.8 |
| at Loyola Maryland | 12/02/2023 | | 10:25 | 0-0 | .000 | 0-0 | .000 | 0-0 | .000 | 0 | 1 | 1 | 1.2 | 2 | 0 | 0 | 0 | 0 | 0 | 0.7 |
| at Fairfield | 12/16/2023 | | 08:41 | 0-0 | .000 | 0-0 | .000 | 0-0 | .000 | 1 | 2 | 3 | 1.4 | 0 | 0 | 0 | 0 | 0 | 0 | 0.6 |
| Siena | 12/18/2023 | | 06:55 | 0-0 | .000 | 0-0 | .000 | 0-0 | .000 | 0 | 2 | 2 | 1.5 | 1 | 0 | 1 | 0 | 0 | 0 | 0.5 |
| at TCU | 12/22/2023 | | 11:54 | 1-2 | .500 | 0-0 | .000 | 0-0 | .000 | 1 | 0 | 1 | 1.4 | 1 | 0 | 0 | 0 | 0 | 2 | 0.7 |
| Quinnipiac | 01/11/2024 | | 09:36 | 0-1 | .000 | 0-0 | .000 | 0-0 | .000 | 0 | 1 | 1 | 1.4 | 2 | 0 | 0 | 0 | 1 | 0 | 0.6 |
| Marist | 01/18/2024 | | 06:47 | 0-1 | .000 | 0-0 | .000 | 0-0 | .000 | 0 | 1 | 1 | 1.4 | 1 | 0 | 0 | 1 | 0 | 0 | 0.5 |
| at Saint Peter's | 01/25/2024 | | 04:22 | 0-1 | .000 | 0-0 | .000 | 0-0 | .000 | 0 | 0 | 0 | 1.3 | 1 | 1 | 2 | 0 | 0 | 0 | 0.5 |
| Rider | 02/08/2024 | | 04:52 | 1-2 | .500 | 0-0 | .000 | 0-0 | .000 | 0 | 1 | 1 | 1.2 | 1 | 0 | 1 | 0 | 0 | 2 | 0.6 |
| at Marist | 02/22/2024 | | 01:36 | 0-0 | .000 | 0-0 | .000 | 0-0 | .000 | 0 | 0 | 0 | 1.1 | 0 | 0 | 0 | 0 | 0 | 0 | 0.6 |
| Manhattan | 02/29/2024 | | 05:01 | 1-1 | 1.000 | 0-0 | .000 | 0-2 | .000 | 1 | 0 | 1 | 1.1 | 1 | 0 | 0 | 0 | 1 | 2 | 0.7 |
| Totals | | 0 | 111:36 | 5-15 | .333 | 0-2 | .000 | 0-2 | .000 | 6 | 11 | 17 | 1.1 | 18 | 3 | 9 | 1 | 2 | 10 | 0.7 |

CAREER STATS

| | | | | | Field Goals | | 3-Point | | F-Throws | | Rebounds | | | | | | | | | | | Scoring | |
|---------|------|-------|-----|-----|-------------|------|----------|------|----------|------|----------|-----|-----|-----|-------|---|----|-----|-----|-----|-----|---------|--|
| SEASON | TEAM | GP-GS | MIN | AVG | FG-FGA | FG% | 3FG-3FGA | 3FG% | FT-FTA | FT% | OFF | DEF | TOT | AVG | PF-FO | A | TO | BLK | STL | PTS | AVG | | |
| 2022-23 | MSM | 24-0 | 222 | 9.3 | 9-21 | .429 | 3-8 | .375 | 3-6 | .500 | 16 | 22 | 38 | 1.6 | 40-1 | 6 | 22 | 3 | 10 | 24 | 1.0 | | |
| 2023-24 | MSM | 15-0 | 112 | 7.4 | 5-15 | .333 | 0-2 | .000 | 0-2 | .000 | 6 | 11 | 17 | 1.1 | 18-0 | 3 | 9 | 1 | 2 | 10 | 0.7 | | |
| TOTAL | | 39-0 | 334 | 8.6 | 14-36 | .389 | 3-10 | .300 | 3-8 | .375 | 22 | 33 | 55 | 1.4 | 58-1 | 9 | 31 | 4 | 12 | 34 | 0.9 | | |



2023-24 MOUNT ST. MARY'S WOMEN'S BASKETBALL



50

Jackie
CHRIST

6-3 | Center | Graduate
Sterling, Virginia
Dominion (Radford)

RADFORD: Played two seasons with the Highlanders ... Had 30 contests with nine starts in senior year, shooting 53.9 percent from the floor and grabbing 52 rebounds ... Finished Radford tenure with 60 games and 33 starts, averaging 3.8 points per game and 13.8 rebounds ... Added 10 blocks, nine assists and nine steals.

APPALACHIAN STATE: Appeared in 26 games for the Mountaineers, coming off the bench ... Registered 25 points, 27 rebounds, five steals and three blocks.

PRIOR TO COLLEGE: Hails from Northern Virginia and an athletic family, with four brothers, father and an uncle all playing football at various levels ... Competed at Dominion High School, averaging 20 points, 13 rebounds and three blocks per game in 2017-18 ... Class 4A Virginia All-State Second Team Selection.

2023-24
AVERAGES
POINTS
2.5

REBOUNDS
1.8

ASSISTS
0.1

FG%
53.3

3FG%
-

FT%
-

CAREER HIGHS

| POINTS | FIELD GOALS | THREE POINTERS | FREE THROWS | REBOUNDS |
|--------------------------------------|--------------------------------------|-----------------------------------|---------------------------------------|---------------------------------|
| 17 | 8 | | 4 | 7 |
| BLUEFIELD STATE November 22, 2022 | BLUEFIELD STATE November 22, 2022 | | at Charleston So. January 25, 2022 | USC UPSTATE February 1, 2022 |
| ASSISTS | STEALS | BLOCKS | MINUTES | |
| 1 | 1 | 2 | 28 | |
| 10x | 15x | 2x | | |
| last at TCU December 22, 2023 | last at Navy November 15, 2023 | last HAMPTON February 24, 2022 | at American December 5, 2021 | |

SEASON HIGHS

| POINTS | FIELD GOALS | THREE POINTERS | FREE THROWS | REBOUNDS |
|-------------------------------|-------------------------------|----------------------------------|----------------------------|----------------------------------|
| 6 | 3 | | | 5 |
| at Howard November 9, 2023 | at Howard November 9, 2023 | | | GEORGE MASON December 9, 2023 |
| ASSISTS | STEALS | BLOCKS | MINUTES | |
| 1 | 1 | 1 | 24 | |
| at TCU December 22, 2023 | at Navy November 15, 2023 | GEORGE MASON December 9, 2023 | SIENA December 18, 2023 | |

2023-2024 GAME LOG

| Opponent | Date | GS | MIN | Total FG-FGA | PCT | 3-Pointers 3FG-3FGA | PCT | Free throws FT-FTA | PCT | Rebounds OFF DEF TOT AVG | PF | A | TO | BLK | STL | PTS | AVG |
|--------------------|------------|----|-------|-----------------|---------------|------------------------|-------------|-----------------------|-------------|-----------------------------|-----------|----------|-----------|----------|----------|-----------|------------|
| at Howard | 11/09/2023 | | 21:18 | 3-6 | .500 | 0-0 | .000 | 0-0 | .000 | 2 2 4 4.0 | 2 | 0 | 5 | 0 | 0 | 6 | 6.0 |
| at Navy | 11/15/2023 | | 10:38 | 1-2 | .500 | 0-0 | .000 | 0-0 | .000 | 1 0 1 2.5 | 0 | 0 | 1 | 0 | 1 | 2 | 4.0 |
| Cornell | 11/18/2023 | | 10:14 | 0-0 | .000 | 0-0 | .000 | 0-0 | .000 | 0 1 1 2.0 | 4 | 0 | 2 | 0 | 0 | 0 | 2.7 |
| at FDU | 11/22/2023 | | 07:24 | 2-2 | 1.000 | 0-0 | .000 | 0-0 | .000 | 0 0 0 1.5 | 1 | 0 | 0 | 0 | 0 | 4 | 3.0 |
| at Loyola Maryland | 12/02/2023 | | 10:14 | 1-3 | .333 | 0-0 | .000 | 0-0 | .000 | 2 2 4 2.0 | 1 | 0 | 0 | 0 | 0 | 2 | 2.8 |
| Bucknell | 12/05/2023 | * | 16:51 | 1-5 | .200 | 0-0 | .000 | 0-0 | .000 | 1 1 2 2.0 | 2 | 0 | 1 | 0 | 0 | 2 | 2.7 |
| George Mason | 12/09/2023 | * | 20:17 | 2-4 | .500 | 0-0 | .000 | 0-0 | .000 | 2 3 5 2.4 | 2 | 0 | 4 | 1 | 0 | 4 | 2.9 |
| at Fairfield | 12/16/2023 | * | 12:33 | 2-3 | .667 | 0-0 | .000 | 0-0 | .000 | 0 1 1 2.3 | 3 | 0 | 2 | 0 | 0 | 4 | 3.0 |
| Sienna | 12/18/2023 | * | 23:38 | 2-2 | 1.000 | 0-0 | .000 | 0-0 | .000 | 2 1 3 2.3 | 3 | 0 | 5 | 0 | 0 | 4 | 3.1 |
| at TCU | 12/22/2023 | * | 15:17 | 0-1 | .000 | 0-0 | .000 | 0-0 | .000 | 0 1 1 2.2 | 2 | 1 | 1 | 0 | 0 | 0 | 2.8 |
| at Canisius | 01/04/2024 | | 06:07 | 2-2 | 1.000 | 0-0 | .000 | 0-0 | .000 | 0 1 1 2.1 | 0 | 0 | 0 | 0 | 0 | 4 | 2.9 |
| at Niagara | 01/06/2024 | | 01:05 | 0-0 | .000 | 0-0 | .000 | 0-0 | .000 | 0 0 0 1.9 | 2 | 0 | 0 | 0 | 0 | 0 | 2.7 |
| Rider | 02/08/2024 | | 04:52 | 0-0 | .000 | 0-0 | .000 | 0-0 | .000 | 0 1 1 1.8 | 1 | 0 | 0 | 0 | 0 | 0 | 2.5 |
| Totals | | | | 5 | 160:27 | 16-30 | .533 | 0-0 | .000 | 10 14 24 1.8 | 23 | 1 | 21 | 1 | 1 | 32 | 2.5 |

CAREER STATS

| | | | | Field Goals | | 3-Point | | F-Throws | | Rebounds | | | | | | | | Scoring | | | | |
|---------------|------|-------|----------|-------------|-----------|----------|------|----------|------|----------|-----|-----|-----|-------|-----|-------|-----|---------|-----|-----|-----|-----|
| SEASON | TEAM | GP-GS | MIN/AVG | FG-FGA | FG% | 3FG-3FGA | 3FG% | FT-FTA | FT% | OFF | DEF | TOT | AVG | PF-FO | A | TO | BLK | STL | PTS | AVG | | |
| 2019-20 | APP | 12-0 | 79/6.6 | 5-14 | .357 | 0-0 | .000 | 4-6 | .667 | 4 | 3 | 7 | 0.6 | 17-0 | 0 | 5 | 3 | 2 | 14 | 1.2 | | |
| 2020-21 | APP | 14-0 | 85/6.0 | 5-17 | .294 | 0-0 | .000 | 1-5 | .200 | 7 | 13 | 20 | 1.4 | 17-0 | 0 | 6 | 0 | 3 | 11 | 0.8 | | |
| 2021-22 | Rad | 30-24 | 469/15.6 | 53-118 | .449 | 0-0 | .000 | 7-19 | .368 | 38 | 48 | 86 | 2.9 | 68-0 | 7 | 40 | 7 | 5 | 113 | 3.8 | | |
| 2022-23 | Rad | 30-9 | 373/12.4 | 55-102 | .539 | 0-0 | .000 | 5-18 | .278 | 27 | 24 | 51 | 1.7 | 52-1 | 2 | 23 | 3 | 4 | 115 | 3.8 | | |
| 2023-24 | MSM | 13-5 | 160/12.3 | 16-30 | .533 | 0-0 | .000 | 0-0 | .000 | 10 | 14 | 24 | 1.8 | 23-0 | 1 | 21 | 1 | 1 | 32 | 2.5 | | |
| TOTAL FOR MSM | | | | 13-5 | 160/12.3 | 16-30 | .533 | 0-0 | .000 | 10 | 14 | 24 | 1.8 | 23-0 | 1 | 21 | 1 | 1 | 32 | 2.5 | | |
| TOTAL | | | | 99-38 | 1167/11.8 | 134-281 | .477 | 0-0 | .000 | 17-48 | 354 | 86 | 102 | 188 | 1.9 | 177-1 | 10 | 95 | 14 | 15 | 285 | 2.9 |



@MOUNTATHLETICS | #GOMOUNT



2023-24 MOUNT ST. MARY'S WOMEN'S BASKETBALL

2023-2024 BOX SCORES

GAME 1 (HOWARD)



Official Basketball Box Score - Final
Mount St. Mary's at Howard
11/09/23 Burr Gymnasium, Washington
Howard vs. Mount St. Mary's

Game Time: 4:00 PM
Game Duration: 1:35
Attendance: 654

Officials:

Mount St. Mary's - 39

Record: 0-1

| NO. | Name | Min | FG | 3P | FT | Rebounds | Fouls | TP | AS | TO | ST | Blocks | BS | BA | +/ |
|--------|-------------------|---------|-------|------|-----|----------|-------|----|----|-----|----|--------|----|-----|----|
| 00 | Isabella Hunt | F 33:29 | 2-5 | 0-0 | 0-2 | 1 8 9 | 1 4 | 4 | 6 | 4 | 0 | 1 | 0 | -16 | |
| 2 | Tessa Engelman | F 23:29 | 3-7 | 2-5 | 0-0 | 2 2 2 | 2 0 | 8 | 1 | 7 | 0 | 0 | 0 | -13 | |
| 3 | Maddie Novak | G 26:36 | 0-4 | 0-4 | 1-2 | 1 0 1 | 2 1 | 1 | 0 | 1 | 0 | 0 | 0 | -9 | |
| 4 | Jo Rallo | G 29:21 | 3-13 | 0-6 | 1-1 | 0 1 1 | 1 2 | 7 | 0 | 1 | 2 | 0 | 1 | -18 | |
| 22 | Jessica Tomasetti | G 30:39 | 2-5 | 1-1 | 0-0 | 1 7 8 | 1 1 | 5 | 2 | 1 | 1 | 0 | 0 | -19 | |
| 20 | Jaedyn Jamison | 16:43 | 0-0 | 0-0 | 0-0 | 0 1 1 | 2 0 | 0 | 0 | 2 | 0 | 0 | 0 | -18 | |
| 50 | Jackie Christ | 21:18 | 3-6 | 0-0 | 0-0 | 2 2 4 | 2 1 | 6 | 0 | 5 | 0 | 0 | 1 | -18 | |
| 12 | Giana Hoddinott | 08:55 | 1-1 | 1-1 | 2-2 | 0 1 1 | 0 2 | 5 | 0 | 0 | 0 | 0 | 0 | -1 | |
| 33 | McKenzie Matheny | 05:29 | 0-0 | 0-0 | 0-0 | 0 0 0 | 1 0 | 0 | 1 | 0 | 0 | 0 | 0 | 7 | |
| 1 | KC Carter | 02:00 | 1-1 | 1-1 | 0-0 | 0 0 0 | 0 0 | 3 | 1 | 0 | 0 | 0 | 0 | -5 | |
| 13 | Aniya Walker | 02:00 | 0-0 | 0-0 | 0-0 | 0 0 0 | 0 0 | 0 | 1 | 0 | 0 | 0 | 0 | 5 | |
| Team | | | | | | 0 5 5 | | | | 0 1 | | | | | |
| Totals | | | 15-42 | 5-18 | 4-7 | 5 27 32 | 12 11 | 39 | 11 | 23 | 3 | 1 | 2 | -19 | |

Technical Fouls: NONE

Dead Ball Rebounds: 2, 1

Howard - 58

Record: 1-1

| NO. | Name | Min | FG | 3P | FT | Rebounds | Fouls | TP | AS | TO | ST | Blocks | BS | BA | +/ |
|--------|-----------------|---------|-------|------|-------|----------|-------|----|----|-----|----|--------|----|----|----|
| 14 | Vanessa Blake | F 27:11 | 2-5 | 0-0 | 2-2 | 4 1 5 | 1 3 | 6 | 0 | 0 | 2 | 0 | 0 | 15 | |
| 22 | Kaiya Creek | F 09:19 | 0-3 | 0-1 | 0-0 | 0 2 2 | 0 0 | 0 | 0 | 0 | 0 | 0 | 0 | -1 | |
| 2 | Iyanna Warren | G 18:03 | 3-7 | 1-2 | 2-2 | 0 0 1 | 1 2 | 9 | 1 | 1 | 1 | 0 | 0 | 9 | |
| 23 | Tyana Walker | G 27:07 | 5-11 | 1-2 | 0-0 | 3 3 3 | 2 0 | 11 | 2 | 3 | 3 | 0 | 0 | 13 | |
| 33 | Kaniyah Harris | G 31:21 | 0-6 | 0-2 | 0-0 | 1 3 4 | 0 1 | 0 | 0 | 0 | 0 | 0 | 0 | 20 | |
| 25 | Nile Miller | 21:01 | 6-9 | 1-2 | 1-2 | 3 2 5 | 1 1 | 14 | 1 | 1 | 2 | 1 | 0 | 27 | |
| 34 | Jenesis Perrin | 04:23 | 0-0 | 0-0 | 1-2 | 1 0 1 | 4 1 | 1 | 0 | 2 | 0 | 0 | 0 | -1 | |
| 32 | Janyah Bohanon | 20:25 | 4-8 | 0-0 | 1-2 | 0 3 3 | 0 1 | 9 | 1 | 1 | 3 | 0 | 0 | 5 | |
| 3 | Nyla Cooper | 08:12 | 1-5 | 0-2 | 0-0 | 1 2 3 | 0 0 | 2 | 0 | 0 | 0 | 0 | 0 | 5 | |
| 11 | Sarah Hemingway | 10:15 | 0-4 | 0-2 | 2-2 | 0 0 0 | 0 1 | 2 | 0 | 0 | 0 | 0 | 0 | 1 | |
| 5 | Marissa Stead | 14:28 | 0-2 | 0-0 | 0-0 | 2 4 6 | 1 1 | 0 | 1 | 0 | 0 | 0 | 0 | 8 | |
| 12 | Amirah Allen | 00:00 | 0-0 | 0-0 | 0-0 | 0 0 0 | 0 0 | 0 | 0 | 0 | 0 | 0 | 0 | 0 | |
| 13 | Taleyah Gibbs | 03:45 | 1-1 | 1-1 | 0-0 | 0 0 0 | 0 0 | 3 | 0 | 0 | 0 | 0 | 0 | -1 | |
| 0 | Aaliyah Frazier | 02:00 | 0-1 | 0-1 | 0-0 | 0 0 0 | 0 0 | 0 | 0 | 1 | 1 | 0 | 0 | -2 | |
| 2 | Keyah Bland | 02:00 | 0-1 | 0-0 | 1-2 | 0 0 0 | 0 1 | 1 | 0 | 0 | 0 | 0 | 0 | -5 | |
| Team | | | | | | 2 2 4 | | | | 0 0 | | | | | |
| Totals | | | 22-63 | 4-15 | 10-14 | 14 23 37 | 11 12 | 58 | 6 | 9 | 12 | 2 | 1 | 19 | |

Technical Fouls: NONE

Dead Ball Rebounds: 3, 0

| MSM | | HOW | |
|------------------|---------------------------|---------------------------|--|
| Biggest lead | 1 (3 rd 7:34) | 25 (4 th 1:23) | |
| Best Scoring Run | 10 (3 rd 7:34) | 20 (4 th 1:23) | |
| Lead Changes | 2 | | |
| Times Tied | 0 | | |
| Time with Lead | 03:00 | 36:47 | |

GAME 3 (CORNELL)



Official Basketball Box Score - Final
Cornell at Mount St. Mary's
11/16/23 Knott Arena, Emmitsburg
2023-24 Women's Basketball

Game Time: 5:00 PM
Game Duration: 2:01
Attendance: 1,163

Officials: Ken Kelly, Brandon Appel, Brianna Robinson

Cornell - 52

Record: 2-2

| NO. | Name | Min | FG | 3P | FT | Rebounds | Fouls | TP | AS | TO | ST | Blocks | BS | BA | +/ |
|--------|--------------------|---------|-------|------|-------|----------|-------|----|----|-----|----|--------|----|-----|----|
| 24 | Summer Parker-Hall | F 20:52 | 2-6 | 0-1 | 3-3 | 1 4 5 | 5 6 | 7 | 0 | 2 | 0 | 0 | 0 | 0 | 5 |
| 31 | Emily Pape | F 23:21 | 2-7 | 1-3 | 0-0 | 1 3 4 | 5 0 | 5 | 0 | 0 | 0 | 0 | 0 | 10 | |
| 10 | Azareya Kilgus | G 32:04 | 1-5 | 1-3 | 2-4 | 0 4 4 | 2 5 | 5 | 2 | 5 | 3 | 0 | 0 | 10 | |
| 12 | Mia Beam | G 28:04 | 3-8 | 2-6 | 3-4 | 1 0 1 | 1 5 | 11 | 1 | 2 | 1 | 0 | 0 | -8 | |
| 20 | Kaya Ingram | G 31:41 | 4-8 | 1-3 | 6-8 | 2 3 3 | 3 6 | 15 | 2 | 1 | 0 | 0 | 0 | 11 | |
| 5 | Rachel Kaus | 28:53 | 1-5 | 0-1 | 4-4 | 0 0 3 | 2 2 | 6 | 0 | 4 | 0 | 0 | 0 | -4 | |
| 14 | Clarke Jackson | 13:56 | 1-1 | 0-0 | 0-0 | 0 2 2 | 2 0 | 2 | 0 | 0 | 0 | 0 | 0 | -11 | |
| 3 | Vivienne Knee | 18:15 | 0-2 | 0-1 | 1-2 | 1 2 3 | 2 0 | 1 | 0 | 2 | 0 | 1 | 0 | 11 | |
| 15 | Maya Watts | 03:04 | 0-0 | 0-0 | 0-0 | 0 0 0 | 0 0 | 0 | 0 | 0 | 0 | 0 | 0 | 1 | |
| Team | | | | | | 4 2 6 | | | | 0 0 | | | | | |
| Totals | | | 14-42 | 5-18 | 19-25 | 10 23 33 | 22 24 | 52 | 5 | 17 | 5 | 1 | 0 | 5 | |

Technical Fouls: Parker-Hall 2nd 0:20

Dead Ball Rebounds: 6, 3

Mount St. Mary's - 47

Record: 1-2

| NO. | Name | Min | FG | 3P | FT | Rebounds | Fouls | TP | AS | TO | ST | Blocks | BS | BA | +/ |
|--------|-------------------|---------|-------|------|-----|----------|-------|----|----|-----|----|--------|----|-----|----|
| 00 | Isabella Hunt | F 35:37 | 2-5 | 1-3 | 2-2 | 0 5 5 | 4 7 | 7 | 1 | 6 | 2 | 0 | 0 | -4 | |
| 2 | Tessa Engelman | F 15:34 | 0-5 | 0-3 | 0-0 | 0 0 0 | 1 1 | 0 | 0 | 0 | 0 | 0 | 0 | -12 | |
| 3 | Maddie Novak | G 08:53 | 0-4 | 0-0 | 0-0 | 0 3 3 | 2 0 | 0 | 1 | 2 | 0 | 0 | 0 | 0 | |
| 4 | Jo Rallo | G 31:60 | 9-13 | 8-10 | 0-0 | 1 1 3 | 3 26 | 2 | 1 | 0 | 0 | 0 | 0 | 1 | |
| 22 | Jessica Tomasetti | G 37:24 | 2-13 | 0-3 | 2-2 | 4 0 1 | 7 4 | 5 | 6 | 5 | 3 | 1 | 0 | -3 | |
| 11 | Jada Lee | 31:05 | 2-6 | 0-3 | 2-4 | 1 0 1 | 3 3 | 6 | 0 | 5 | 0 | 0 | 0 | 0 | |
| 50 | Jackie Christ | 10:14 | 0-0 | 0-0 | 0-0 | 1 1 4 | 0 0 | 0 | 0 | 2 | 0 | 0 | 0 | 4 | |
| 12 | Giana Hoddinott | 01:32 | 0-0 | 0-0 | 0-0 | 0 0 0 | 0 0 | 0 | 0 | 1 | 0 | 0 | 0 | -3 | |
| 20 | Jaedyn Jamison | 16:20 | 0-1 | 0-0 | 0-0 | 0 0 0 | 2 1 | 0 | 0 | 0 | 1 | 0 | 0 | -4 | |
| 1 | KC Carter | 04:25 | 0-1 | 0-0 | 0-0 | 1 1 0 | 0 0 | 0 | 0 | 0 | 1 | 0 | 0 | -7 | |
| 33 | McKenzie Matheny | 06:57 | 1-4 | 0-1 | 0-0 | 2 1 3 | 1 1 | 2 | 1 | 0 | 0 | 0 | 0 | 3 | |
| Team | | | | | | 1 3 4 | | | | 0 0 | | | | | |
| Totals | | | 16-52 | 9-28 | 6-8 | 8 18 26 | 24 21 | 47 | 10 | 20 | 5 | 0 | 1 | -5 | |

Technical Fouls: Team 1st 0:00

Dead Ball Rebounds: 4, 0

| COR | | MOUNT | |
|------------------|--------------------------|--------------------------|--|
| Biggest lead | 9 (2 nd 3:17) | 5 (3 rd 5:25) | |
| Best Scoring Run | 9 (2 nd 3:17) | 7 (3 rd 9:47) | |
| Lead Changes | 2 | | |
| Times Tied | 7 | | |
| Time with Lead | 32:17 | 03:07 | |

GAME 2 (NAVY)



Official Basketball Box Score - Final
Mount St. Mary's at Navy
11/15/23 Alumni Hall, Annapolis, Md.
2023-24 Women's Basketball

Game Time: 7:02 PM
Game Duration: 2:06
Attendance: 302

Officials: Ed Sclafsky, Timothy Greene, Jermaine Griggs

Mount St. Mary's - 67

Record: 1-1

| NO. | Name | Min | FG | 3P | FT | Rebounds | Fouls | TP | AS | TO | ST | Blocks | BS | BA | +/ |
|--------|-------------------|---------|-------|------|-------|----------|-------|----|----|-----|----|--------|----|----|----|
| 00 | Isabella Hunt | F 39:05 | 3-8 | 0-0 | 9-11 | 2 13 15 | 3 7 | 15 | 6 | 5 | 0 | 0 | 0 | 7 | |
| 2 | Tessa Engelman | F 15:46 | 1-4 | 0-2 | 1-2 | 0 1 1 | 3 1 | 3 | 0 | 1 | 1 | 0 | 0 | 5 | |
| 3 | Maddie Novak | G 12:41 | 0-6 | 0-5 | 0-0 | 0 4 4 | 1 2 | 0 | 0 | 0 | 0 | 0 | 0 | -7 | |
| 4 | Jo Rallo | G 38:43 | 4-15 | 3-7 | 0-0 | 0 4 4 | 1 1 | 11 | 1 | 3 | 2 | 0 | 4 | 2 | |
| 22 | Jessica Tomasetti | G 39:49 | 4-13 | 1-5 | 11-14 | 0 3 3 | 1 8 | 20 | 1 | 4 | 3 | 0 | 0 | 11 | |
| 11 | Jada Lee | 26:08 | 3-4 | 0-1 | 0-0 | 0 5 5 | 1 1 | 6 | 1 | 3 | 2 | 0 | 0 | 15 | |
| 50 | Jackie Christ | 10:38 | 1-2 | 0-0 | 0-0 | 1 0 1 | 0 1 | 2 | 0 | 1 | 1 | 0 | 0 | 4 | |
| 20 | Jaedyn Jamison | 24:01 | 1-1 | 0-0 | 0-0 | 2 2 2 | 0 2 | 2 | 0 | 0 | 2 | 1 | 0 | 12 | |
| 12 | Giana Hoddinott | 02:55 | 0-0 | 0-0 | 0-0 | 0 1 1 | 0 0 | 0 | 0 | 0 | 0 | 0 | 0 | 0 | |
| 1 | KC Carter | 09:24 | 2-3 | 2-3 | 0-0 | 0 0 0 | 1 1 | 6 | 0 | 2 | 0 | 0 | 0 | -2 | |
| 33 | McKenzie Matheny | 05:50 | 1-2 | 0-0 | 0-0 | 1 1 2 | 0 0 | 2 | 0 | 1 | 0 | 0 | 0 | 0 | |
| Team | | | | | | 2 3 5 | | | | 0 0 | | | | | |
| Totals | | | 20-58 | 6-23 | 21-27 | 6 37 43 | 13 22 | 67 | 9 | 20 | 11 | 2 | 4 | 8 | |

Technical Fouls: NONE

Dead Ball Rebounds: 5, 0

Navy - 59

Record: 1-2

| NO. | Name | Min | FG | 3P | FT | Rebounds | Fouls | Shooting By Period | | | | | | | | | | |
|-------|-------------------|---------|-------|-------|-------|----------|-------|--------------------|----|----|----|--------|-----|-----|---------|------|-------|-------|
| | | | | | | | | TP | AS | TO | ST | Blocks | BS | BA | 1st | FG% | 5-13 | 38.5% |
| 34 | Sydne Watts | F 40:39 | 1-8 | 0-2 | 1-2 | 0 4 4 | 3 1 | 3 | 0 | 2 | 2 | 1 | 0 | 1 | 3PT% | 1-5 | 20.0% | |
| 44 | Kate Samson | C 10:08 | 1-3 | 0-0 | 4-4 | 1 1 2 | 0 2 | 6 | 0 | 1 | 0 | 1 | 0 | -1 | FT% | 2-2 | 100% | |
| 2 | Kyah Smith | G 45:00 | 4-16 | 1-9 | 6-6 | 0 6 6 | 2 4 | 15 | 4 | 5 | 0 | 0 | 0 | -8 | 2nd FG% | 5-18 | 27.8% | |
| 4 | Zanai Barnett-Gay | G 43:24 | 13-26 | 2-5 | 0-1 | 3 7 10 | 4 1 | 28 | 3 | 5 | 3 | 0 | 0 | -6 | 3rd FG% | 3-13 | 23.1% | |
| 30 | Maren Louridas | G 32:30 | 0-5 | 0-4 | 3-4 | 0 2 2 | 4 3 | 1 | 4 | 3 | 0 | 2 | -14 | FT% | 4-4 | 100% | | |
| 14 | Morganne Andrews | 20:35 | 1-1 | 0-0 | 0-0 | 2 4 6 | 5 0 | 2 | 0 | 3 | 3 | 2 | 0 | -2 | 3rd FG% | 4-13 | 30.8% | |
| 33 | Violet McNece | 14:06 | 0-1 | 0-1 | 0-0 | 0 3 3 | 1 0 | 0 | 0 | 0 | 0 | 0 | 0 | 4 | 3PT% | 2-7 | 28.6% | |
| 10 | Lizzie Holder | 08:53 | 1-4 | 0-3 | 0-0 | 1 0 1 | 2 0 | 2 | 0 | 0 | 0 | 0 | 0 | -11 | FT% | 7-8 | 87.5% | |
| 13 | Gia Pissotto | 09:45 | 0-0 | 0-0 | 0-0 | 1 2 3 | 1 0 | 0 | 0 | 0 | 2 | 0 | 0 | -3 | 4th FG% | 4-9 | 44.4% | |
| Total | | | 21-64 | 13-24 | 14-17 | 1 4 5 | 22 | 13 | 59 | 8 | 20 | 13 | 4 | 2 | 8 | 3PT% | 0-4 | 0.0% |
| | | | | | | | | | | | | | | | | FT% | 1-3 | 33.3% |



2023-24 MOUNT ST. MARY'S WOMEN'S BASKETBALL

2023-2024 BOX SCORES

GAME 5 (UMES)



Official Basketball Box Score - Final
Mount St. Mary's at UMES
11/29/23 Hylics Center, Princess Anne
2023-24 Women's Basketball

Game Time: 6:00 PM
Game Duration: 1:50
Attendance: 183

Officials: Daryl Humphrey, Ryo Hasobe, Robert Webb

Mount St. Mary's - 52

Record: 2-3

| NO. Name | Min | FG M-A | 3P M-A | FT M-A | Rebounds OR DR TOT | Fouls PF FD | TP | AS | TO | ST | Blocks BS BA | +/- |
|----------------------|---------|-----------|-----------|-----------|-----------------------|----------------|----|----|----|----|-----------------|-----|
| 00 Isabella Hunt | F 27:15 | 4-7 | 0-0 | 1-2 | 1 6 7 | 3 1 | 9 | 3 | 3 | 0 | 0 1 4 | 4 |
| 20 Jaedyn Jamison | F 20:38 | 0-2 | 0-0 | 1-2 | 0 1 1 | 4 1 | 1 | 2 | 1 | 0 | 1 1 0 | 0 |
| 4 Jo Rallo | G 32:54 | 3-13 | 2-7 | 1-2 | 0 2 2 | 4 2 | 9 | 0 | 1 | 1 | 0 1 -15 | 18 |
| 11 Jada Lee | G 27:52 | 3-5 | 0-1 | 1-1 | 1 4 5 | 2 2 | 7 | 0 | 2 | 1 | 0 1 -8 | 1 |
| 22 Jessica Tomasetti | G 35:18 | 5-12 | 2-3 | 0-0 | 1 2 3 | 1 2 | 12 | 1 | 1 | 0 | 0 1 -13 | 1 |
| 33 McKenzie Matheny | 15:56 | 0-1 | 0-1 | 0-0 | 0 1 1 | 2 0 | 0 | 0 | 3 | 0 | 0 0 -24 | 1 |
| 1 KC Carter | 23:49 | 4-10 | 2-7 | 4-4 | 1 3 4 | 1 1 | 14 | 0 | 1 | 0 | 0 0 -23 | 1 |
| 2 Tessa Engelman | 10:47 | 0-1 | 0-1 | 0-2 | 1 2 3 | 0 1 | 0 | 1 | 2 | 3 | 1 0 0 | 0 |
| 3 Maddie Novak | 05:31 | 0-1 | 0-1 | 0-0 | 0 0 0 | 2 0 | 0 | 0 | 1 | 0 | 0 0 -6 | 1 |
| Team | | | | | 0 0 0 | 0 0 | 0 | 1 | | | | |
| Totals | | 19-52 | 6-21 | 8-13 | 5 21 26 | 19 10 | 52 | 7 | 16 | 5 | 2 5 -17 | |

Technical Fouls: Hunt 3rd 8:14

| Shooting By Period |
|--------------------------------|
| 1 st FG% 7-15 46.7% |
| 3PT% 4-8 50.0% |
| FT% 0-0 0% |
| 2 nd FG% 4-13 30.8% |
| 3PT% 0-3 0.0% |
| FT% 2-4 50% |
| 3 rd FG% 4-11 36.4% |
| 3PT% 1-6 16.7% |
| FT% 3-5 60% |
| 4 th FG% 4-13 30.8% |
| 3PT% 1-4 25.0% |
| FT% 3-4 75% |
| GM FG% 19-52 36.5% |
| 3PT% 6-21 28.6% |
| FT% 8-13 61.5% |

Dead Ball Rebounds: 5, 2

UMES - 69

Record: 4-3

| NO. Name | Min | FG M-A | 3P M-A | FT M-A | Rebounds OR DR TOT | Fouls PF FD | TP | AS | TO | ST | Blocks BS BA | +/- |
|---------------------|---------|-----------|-----------|-----------|-----------------------|----------------|----|----|----|----|-----------------|-----|
| 2 Mahogany Lester | C 32:46 | 3-11 | 0-0 | 2-2 | 8 9 17 | 1 2 | 8 | 1 | 0 | 1 | 1 1 16 | 1 |
| 24 Lesley Thomas | C 14:52 | 1-2 | 0-0 | 1-2 | 2 0 2 | 2 1 | 3 | 1 | 0 | 0 | 0 0 6 | 1 |
| 4 Jala Bannerman | G 24:44 | 3-8 | 2-6 | 3-5 | 0 0 0 | 2 4 | 11 | 1 | 3 | 1 | 0 0 9 | 1 |
| 5 Mya Thomas | G 27:28 | 4-13 | 2-7 | 2-2 | 1 2 3 | 0 0 | 12 | 4 | 3 | 0 | 1 1 17 | 1 |
| 25 Ashanti Lynch | G 21:22 | 3-6 | 1-2 | 0-0 | 2 3 5 | 2 0 | 7 | 0 | 1 | 1 | 1 0 14 | 1 |
| 21 Ariana Seawell | 24:55 | 4-9 | 0-0 | 2-2 | 5 4 9 | 1 1 | 10 | 0 | 0 | 0 | 2 0 8 | 1 |
| 11 Zamara Haynes | 28:46 | 6-17 | 1-4 | 4-5 | 3 6 9 | 2 7 | 17 | 1 | 5 | 0 | 0 0 14 | 1 |
| 1 Cacher Wilson | 13:28 | 0-0 | 0-0 | 0-0 | 2 2 2 | 0 1 | 0 | 2 | 1 | 2 | 0 0 0 | 1 |
| 1 Chantiqua Gilliam | 03:52 | 0-1 | 0-1 | 1-2 | 0 0 0 | 0 1 | 1 | 0 | 2 | 0 | 0 0 -7 | 1 |
| 31 Amira Oluwayin | 07:47 | 0-0 | 0-0 | 0-0 | 0 0 0 | 0 1 | 0 | 0 | 0 | 0 | 0 0 4 | 1 |
| Team | | | | | 0 0 0 | 0 0 | 0 | 0 | | | | |
| Totals | | 24-67 | 6-20 | 15-20 | 21 26 47 | 10 18 | 69 | 10 | 15 | 5 | 5 2 17 | |

Technical Fouls: NONE

| Shooting By Period |
|--------------------------------|
| 1 st FG% 4-19 21.1% |
| 3PT% 2-7 28.6% |
| FT% 3-6 50% |
| 2 nd FG% 7-15 46.7% |
| 3PT% 2-5 40.0% |
| FT% 2-2 100% |
| 3 rd FG% 8-18 44.4% |
| 3PT% 0-3 0.0% |
| FT% 7-7 100% |
| 4 th FG% 5-15 33.3% |
| 3PT% 2-5 40.0% |
| FT% 3-5 60% |
| GM FG% 24-67 35.8% |
| 3PT% 6-20 30.0% |
| FT% 15-20 75.0% |

Dead Ball Rebounds: 4, 2

| | MSMU | UMES |
|------------------|--------------------------|---------------------------|
| Biggest lead | 8 (1 st 0:29) | 17 (4 th 1:36) |
| Best Scoring Run | 5 (1 st 7:28) | 9 (3 rd 0:41) |
| Lead Changes | 7 | |
| Times Tied | 2 | |
| Time with Lead | 10:24 | 28:16 |

| Points from Turnovers | MSMU | UMES |
|-----------------------|------|------|
| Paint | 26 | 24 |
| Second Chance | 2 | 20 |
| Fast Breaks | 12 | 6 |
| Bench | 14 | 28 |

| Period by Period Scoring |
|--------------------------|
| 1st 2nd 3rd 4th TOT |
| MSMU 18 10 12 12 52 |
| UMES 13 18 23 15 69 |

GAME 6 (LOYOLA)



Official Basketball Box Score - Final
Mount St. Mary's at Loyola Maryland
12/02/23 Reitz Arena, Baltimore, Md.
2023-24 Women's Basketball

Game Time: 12:00 PM
Game Duration: 1:45
Attendance: 351

Officials: Angelica Sufren, Jeffrey Smith, Bryan Buneite

Mount St. Mary's - 42

Record: 2-4

| NO. Name | Min | FG M-A | 3P M-A | FT M-A | Rebounds OR DR TOT | Fouls PF FD | TP | AS | TO | ST | Blocks BS BA | +/- |
|----------------------|---------|-----------|-----------|-----------|-----------------------|----------------|----|----|----|----|-----------------|-----|
| 00 Isabella Hunt | F 30:49 | 3-7 | 0-2 | 0-0 | 1 3 4 | 3 3 | 6 | 1 | 1 | 0 | 1 0 -21 | 1 |
| 20 Jaedyn Jamison | F 16:51 | 0-2 | 0-2 | 0-0 | 0 1 1 | 0 0 | 0 | 1 | 1 | 2 | 0 0 -2 | 1 |
| 4 Jo Rallo | G 32:58 | 2-8 | 0-4 | 2-3 | 0 3 3 | 2 3 | 6 | 1 | 0 | 1 | 1 0 -18 | 1 |
| 11 Jada Lee | G 32:05 | 2-8 | 2-4 | 2-2 | 0 0 0 | 3 2 | 8 | 2 | 4 | 2 | 0 0 -30 | 1 |
| 22 Jessica Tomasetti | G 32:34 | 6-14 | 1-4 | 0-0 | 0 1 1 | 1 1 | 13 | 1 | 2 | 0 | 0 0 -22 | 1 |
| 1 KC Carter | 07:10 | 0-1 | 0-0 | 1-2 | 0 0 0 | 1 1 | 1 | 0 | 0 | 0 | 0 0 1 | 1 |
| 50 Jackie Christ | 10:14 | 1-3 | 0-0 | 0-0 | 2 2 4 | 1 0 | 2 | 0 | 0 | 0 | 0 0 -9 | 1 |
| 2 Tessa Engelman | 03:17 | 0-0 | 0-0 | 0-0 | 1 1 1 | 1 0 | 0 | 0 | 0 | 0 | 0 0 -7 | 1 |
| 33 McKenzie Matheny | 10:25 | 0-0 | 0-0 | 0-0 | 1 1 2 | 0 0 | 0 | 0 | 0 | 0 | 0 0 -6 | 1 |
| 12 Giana Hoddinott | 09:18 | 1-2 | 1-1 | 0-0 | 0 0 0 | 1 1 | 3 | 1 | 0 | 1 | 0 0 5 | 1 |
| 3 Maddie Novak | 08:38 | 1-5 | 1-5 | 0-0 | 0 1 1 | 2 0 | 3 | 0 | 0 | 1 | 0 0 -2 | 1 |
| 13 Anyia Walker | 05:41 | 0-2 | 0-1 | 0-0 | 0 2 2 | 0 0 | 0 | 0 | 1 | 0 | 0 0 2 | 1 |
| Team | | | | | 1 0 1 | 0 1 | 0 | 1 | | | | |
| Totals | | 16-52 | 5-23 | 5-7 | 4 15 19 | 17 11 | 42 | 7 | 10 | 7 | 2 0 -21 | |

Technical Fouls: NONE

Loyola Maryland - 63

Record: 4-3

| NO. Name | Min | FG M-A | 3P M-A | FT M-A | Rebounds OR DR TOT | Fouls PF FD | TP | AS | TO | ST | Blocks BS BA | +/- |
|---------------------|---------|-----------|-----------|-----------|-----------------------|----------------|----|----|----|----|-----------------|-----|
| 11 Lex Therien | F 33:31 | 5-13 | 0-1 | 4-6 | 2 12 14 | 1 6 | 14 | 1 | 3 | 2 | 0 0 20 | 1 |
| 35 Ava Therien | F 30:14 | 4-9 | 0-0 | 5-5 | 4 7 11 | 4 0 | 13 | 3 | 0 | 1 | 0 0 15 | 1 |
| 1 Kelly Ratigan | G 29:43 | 5-11 | 4-7 | 0-0 | 0 4 4 | 1 0 | 14 | 1 | 3 | 1 | 0 0 16 | 1 |
| 15 Laura Salmeron | G 24:59 | 4-6 | 1-3 | 1-2 | 0 1 1 | 1 2 | 10 | 3 | 2 | 0 | 0 0 6 | 1 |
| 34 Amandine Amorich | G 14:59 | 0-3 | 0-0 | 0-0 | 1 1 2 | 3 0 | 0 | 2 | 1 | 0 | 0 0 19 | 1 |
| 12 Cristina Garcia | 27:55 | 0-3 | 0-1 | 0-0 | 0 1 1 | 3 0 | 0 | 0 | 1 | 0 | 0 0 5 | 1 |
| 55 Lily Bottomley | 13:37 | 2-2 | 0-0 | 0-0 | 4 1 5 | 0 1 | 4 | 0 | 2 | 0 | 0 0 9 | 1 |
| 2 Meliah Van-Orto | 19:07 | 2-4 | 1-1 | 3-3 | 1 1 2 | 2 3 | 8 | 2 | 3 | 2 | 0 0 17 | 1 |
| 5 Kimmie Hicks | 03:18 | 0-1 | 0-0 | 0-0 | 1 1 1 | 0 1 | 0 | 0 | 0 | 0 | 0 0 0 | 1 |
| 24 Ally Lovisolo | 02:38 | 0-0 | 0-0 | 0-0 | 1 1 1 | 0 0 | 0 | 0 | 0 | 0 | 0 0 -2 | 1 |
| Team | | | | | 1 2 3 | 0 1 | 0 | 1 | | | | |
| Totals | | 22-52 | 6-13 | 13-16 | 13 32 45 | 11 17 | 63 | 12 | 16 | 6 | 0 2 21 | |

Technical Fouls: NONE

| | Mount | Loyola |
|------------------|---------------------------|---------------------------|
| Biggest lead | 0 (1 st 10:00) | 26 (3 rd 2:30) |
| Best Scoring Run | 8 (4 th 5:52) | 11 (1 st 5:36) |
| Lead Changes | 0 | |
| Times Tied | 0 | |
| Time with Lead | 00:00 | 39:30 |

| Points from Turnovers | Mount | Loyola |
|-----------------------|-------|--------|
| Paint | 16 | 26 |
| Second Chance | 0 | 11 |
| Fast Breaks | 9 | 2 |
| Bench | 9 | 12 |

| Period by Period Scoring |
|--------------------------|
| 1st 2nd 3rd 4th TOT |
| Mount 4 10 14 14 42 |
| Loyola 16 23 13 11 63 |

| Shooting By Period |
|--------------------------------|
| 1 st FG% 7-16 43.8% |
| 3PT% 0-3 0.0% |
| FT% 2-2 100% |
| 2 nd FG% 8-11 72.7% |
| 3PT% 3-4 75.0% |
| FT% 4-4 100% |
| 3 rd FG% 4-11 36.4% |
| 3PT% 1-3 33.3% |
| FT% 4-6 66.7% |
| 4 th FG% 3-14 21.4% |
| 3PT% 2-3 66.7% |
| FT% 3-4 75% |
| GM FG% 22-52 42.3% |
| 3PT% 6-13 46.2% |
| FT% 13-16 81.3% |

Dead Ball Rebounds: 5, 1

GAME 7 (BUCKNELL)



Official Basketball Box Score - Final
Bucknell at Mount St. Mary's
12/05/23 Knott Arena, Emmitsburg
2023-24 Women's Basketball

Game Time: 7:00 PM
Game Duration: 1:50
Attendance: 544

Officials: Don Cumiskey, Ashley Rivers, Montrell Cade

Bucknell - 46

Record: 2-7

| NO. Name | Min | FG M-A | 3P M-A | FT M-A | Rebounds OR DR TOT | Fouls PF FD | TP | AS | TO | ST | Blocks BS BA | +/- |
|----------------------|---------|-----------|-----------|-----------|-----------------------|----------------|----|----|----|----|-----------------|-----|
| 0 Emma Theodorsson | F 37:39 | 5-12 | 1-3 | 1-2 | 2 11 13 | 4 3 | 12 | 2 | 3 | 0 | 1 2 -5 | 1 |
| 10 Isabella King | F 21:36 | 3-4 | 2-3 | 0-0 | 2 2 2 | 0 8 | 0 | 3 | 0 | 0 | 0 0 5 | 1 |
| 12 Ashley Sofikanich | F 28:31 | 4-12 | 0-1 | 7-10 | 1 4 5 | 4 6 | 15 | 0 | 3 | 1 | 2 1 -5 | 1 |
| 1 Ashley O'Connor | G 32:45 | 0-3 | 0-1 | 0-0 | 0 1 1 | 1 0 | 0 | 2 | 2 | 0 | 0 0 -12 | 1 |
| 4 Caroline Dingle | G 34:42 | 2-3 | 0-1 | 0-0 | 0 2 2 | 1 1 | 4 | 0 | 2 | 1 | 0 0 -7 | 1 |
| 31 Nicole Davis | 10:54 | 1-3 | 0-0 | 0-0 | 0 0 0 | 0 1 | 2 | 1 | 1 | 1 | 0 0 -2 | 1 |
| 11 Blake Matthews | 06:59 | 0-0 | 0-0 | 0-0 | 2 2 2 | 0 0 | 0 | 1 | 0 | 0 | 0 0 0 | 1 |
| 20 Kaylee Reinbeau | 02:57 | 0-0 | 0-0 | 0-0 | 0 0 0 | 0 0 | 0 | 0 | 0 | 0 | 0 0 -6 | 1 |
| 33 Julie Kulesza | 23:58 | 2-7 | 1-4 | 0-0 | 1 4 5 | 0 0 | 5 | 0 | 1 | 0 | 0 0 -13 | 1 |
| Team | | | | | 1 2 3 | 0 0 | 0 | 0 | | | | |
| Totals | | 17-44 | 4-13 | 8-12 | 5 28 33 | 13 11 | 46 | 6 | 15 | 3 | 3 3 -9 | |

Technical Fouls: NONE

| Shooting By Period |
|--------------------------------|
| 1 st FG% 7-12 58.3% |
| 3PT% 2-4 50.0% |
| FT% 0-0 0% |
| 2 nd FG% 3-14 21.4% |
| 3PT% 0-3 0.0% |
| FT% 3-4 75% |
| 3 rd FG% 4-7 57.1% |
| 3PT% 0-2 0% |
| FT% 2-2 100% |
| 4 th FG% 3-11 27.3% |
| 3PT% 1-4 25.0% |
| FT% 3-6 50% |
| GM FG% 17-44 38.6% |
| 3PT% 4-13 30.8% |
| FT% 8-12 66.7% |

Dead Ball Rebounds: 3, 0

Mount St. Mary's - 55

Record: 3-4

| NO. Name | Min | FG M-A | 3P M-A | FT M-A | Rebounds OR DR TOT | Fouls PF FD | TP | AS | TO | ST | Blocks BS BA | +/- |
|-----------------------|---------|-----------|-----------|-----------|-----------------------|----------------|----|----|----|----|-----------------|-----|
| 00 Isabella Hunt | F 34:12 | 2-6 | 0-1 | 4-4 | 3 9 12 | 3 6 | 8 | 3 | 2 | 1 | 0 0 9 | 1 |
| 50 Jackie Christ | C 16:51 | 1-5 | 0-0 | 0-0 | 1 1 2 | 2 1 | 2 | 0 | 1 | 0 | 0 1 2 | 1 |
| 4 Jo Rallo | G 33:57 | 5-16 | 2-5 | 2-2 | 0 0 0 | 0 2 | 14 | 2 | 2 | 3 | 1 1 14 | 1 |
| 11 Jada Lee | G 33:12 | 4-6 | 0-2 | 2-2 | 2 2 4 | 0 1 | 10 | 4 | 0 | 4 | 0 0 8 | 1 |
| 22 Jessica Tomasetti | G 32:01 | 6-11 | 1-3 | 0-0 | 1 2 2 | 1 1 | 13 | 1 | 0 | 0 | 0 0 6 | 1 |
| 2 Tessa Engelman | 22:28 | 0-4 | 0-1 | 0-0 | 0 4 4 | 2 0 | 9 | 0 | 0 | 1 | 0 0 3 | 1 |
| 3 Maddie Novak | 21:18 | 3-10 | 2-7 | 0-2 | 0 4 4 | 3 2 | 8 | 0 | 1 | 0 | 1 1 8 | 1 |
| 20 Jaedyn Jamison | 06:03 | 0-1 | 0-1 | 0-0 | 0 0 0 | 0 0 | 0 | 0 | 0 | 0 | 1 0 -5 | 1 |
| Team | | | | | 3 2 5 | 0 2 | 0 | 2 | | | | |
| Totals | | 21-59 | 5-20 | 8-10 | 10 23 33 | 11 13 | 55 | 10 | 8 | 9 | 3 3 9 | |
| Technical Fouls: NONE | | | | | | | | | | | | |



2023-24 MOUNT ST. MARY'S WOMEN'S BASKETBALL

2023-2024 BOX SCORES

GAME 9 (FAIRFIELD)



Official Basketball Box Score - Final
Mount St. Mary's at Fairfield
12/16/23 Leo D. Mahoney Arena, Fairfield
2023-24 Women's Basketball

Game Time: 2:00 PM
Game Duration: 1:49
Attendance: 612

Officials: Lori Deutsch, Anthony Reddin, Ashley Rivera

Mount St. Mary's - 44

Record: 3-6 (0-1)

| NO. Name | Min | FG M-A | 3P M-A | FT M-A | Rebounds OR DR TOT | Fouls PF FD | TP | AS | TO | ST | Blocks BS BA | +/- |
|----------------------|-------|--------|--------|--------|--------------------|-------------|----|----|----|----|--------------|-----|
| 00 Isabella Hunt | 29:30 | 2-3 | 0-0 | 2-2 | 1 3 4 | 5 2 | 6 | 1 | 8 | 2 | 1 0 | -18 |
| 50 Jackie Christ | 12:33 | 2-3 | 0-0 | 0-0 | 0 1 1 | 3 1 | 4 | 0 | 2 | 0 | 0 0 | -7 |
| 4 Jo Ratlo | 29:56 | 2-8 | 2-5 | 2-2 | 0 2 2 | 4 3 | 8 | 2 | 3 | 0 | 1 0 | -7 |
| 11 Jada Lee | 36:40 | 2-11 | 1-3 | 4-4 | 1 5 6 | 1 2 | 9 | 3 | 3 | 1 | 0 1 | -15 |
| 22 Jessica Tomasetti | 34:52 | 3-9 | 0-2 | 2-4 | 0 4 4 | 2 4 | 8 | 3 | 4 | 1 | 0 1 | -14 |
| 3 Maddie Novak | 10:01 | 0-0 | 0-0 | 2-4 | 0 1 1 | 1 2 | 2 | 0 | 0 | 0 | 0 0 | -6 |
| 20 Jaedyn Jamison | 23:24 | 2-7 | 1-3 | 0-0 | 0 5 5 | 1 1 | 5 | 0 | 1 | 1 | 1 0 | -8 |
| 1 KC Carter | 07:56 | 0-3 | 0-3 | 0-0 | 0 1 1 | 0 0 | 0 | 0 | 0 | 0 | 0 0 | -7 |
| 2 Tessa Engelman | 04:19 | 0-2 | 0-1 | 0-0 | 0 0 0 | 0 0 | 0 | 0 | 1 | 0 | 0 0 | -6 |
| 33 McKenzie Matheny | 08:41 | 0-0 | 0-0 | 0-0 | 1 2 3 | 0 0 | 0 | 0 | 0 | 0 | 0 0 | -2 |
| 12 Giana Hoddinott | 01:04 | 0-0 | 0-0 | 0-0 | 0 0 0 | 0 0 | 0 | 0 | 0 | 0 | 0 0 | 0 |
| 13 Aniya Walker | 01:34 | 1-1 | 0-0 | 0-1 | 0 0 0 | 0 1 | 2 | 0 | 0 | 0 | 0 0 | 0 |
| Team | | | | | 1 3 4 | 0 1 | 0 | 0 | 0 | 0 | 0 0 | |
| Totals | | 14-47 | 4-17 | 12-17 | 4 27 31 | 17 16 | 44 | 9 | 22 | 5 | 3 2 | -18 |

Technical Fouls: NONE

Dead Ball Rebounds: 2, 0

Fairfield - 62

Record: 8-1 (1-0)

| NO. Name | Min | FG M-A | 3P M-A | FT M-A | Rebounds OR DR TOT | Fouls PF FD | TP | AS | TO | ST | Blocks BS BA | +/- |
|-----------------------------|-------|--------|--------|--------|--------------------|-------------|----|----|----|----|--------------|-----|
| 5 Meghan Andersen | 30:04 | 8-14 | 3-6 | 0-0 | 2 6 8 | 2 4 | 19 | 3 | 2 | 3 | 2 1 | 21 |
| 15 Lauren Beach | 12:00 | 1-3 | 0-1 | 0-0 | 0 0 0 | 3 0 | 2 | 0 | 1 | 0 | 0 0 | 2 |
| 1 Kendall McGruder | 25:46 | 1-6 | 0-2 | 0-0 | 1 0 1 | 1 2 | 2 | 3 | 3 | 1 | 0 0 | 11 |
| 3 Janelle Brown | 26:18 | 3-12 | 1-5 | 0-0 | 4 4 8 | 2 1 | 7 | 2 | 2 | 1 | 0 0 | 24 |
| 4 Kately L'Amoreaux | 28:55 | 2-10 | 2-8 | 1-2 | 1 5 6 | 2 3 | 7 | 1 | 4 | 4 | 0 0 | 9 |
| 10 Izabella Nicotelli-Leite | 20:08 | 1-2 | 0-1 | 0-0 | 0 3 3 | 0 0 | 2 | 4 | 2 | 1 | 0 0 | -1 |
| 21 Nicole Gallagher | 14:46 | 0-2 | 0-1 | 0-0 | 1 2 3 | 1 1 | 0 | 1 | 2 | 1 | 0 2 | 2 |
| 23 Emina Selimovic | 26:28 | 7-11 | 1-2 | 6-7 | 2 6 8 | 2 5 | 21 | 0 | 1 | 0 | 0 0 | 17 |
| 11 Karly Fischer | 08:16 | 0-3 | 0-0 | 0-0 | 1 2 3 | 1 0 | 0 | 1 | 3 | 0 | 0 0 | -7 |
| 25 Mackenzie Daleba | 04:36 | 0-0 | 0-0 | 0-2 | 0 1 1 | 2 1 | 0 | 0 | 0 | 0 | 0 0 | 4 |
| 12 Kate Peek | 01:39 | 0-0 | 0-0 | 0-0 | 0 0 0 | 0 0 | 0 | 0 | 0 | 0 | 0 0 | 3 |
| 22 Casey Prior | 01:04 | 1-1 | 0-0 | 0-0 | 0 0 0 | 0 0 | 2 | 0 | 0 | 0 | 0 0 | 0 |
| Team | | | | | 4 3 7 | 0 0 | 0 | 0 | 0 | 0 | 0 0 | |
| Totals | | 24-64 | 7-26 | 7-11 | 16 32 48 | 16 17 | 62 | 15 | 20 | 11 | 2 3 | 18 |

Technical Fouls: NONE

Dead Ball Rebounds: 1, 0

| | MSM | FFD |
|------------------|--------------------------|---------------------------|
| Biggest lead | 3 (1 st 7:38) | 20 (4 th 3:50) |
| Best Scoring Run | 5 (3 rd 1:24) | 10 (2 nd 4:16) |
| Lead Changes | 1 | |
| Times Tied | 3 | |
| Time with Lead | 00:51 | 35:38 |

| Points from | MSM | FFD |
|---------------|-----|-----|
| Turnovers | 13 | 16 |
| Paint | 18 | 30 |
| Second Chance | 4 | 10 |
| Fast Breaks | 4 | 15 |
| Bench | 9 | 25 |

| Period by Period Scoring |
|--------------------------|
| 1st 2nd 3rd 4th TOT |
| MSM 15 2 16 11 44 |
| FFD 16 15 14 17 62 |

GAME 11 (TCU)



Official Basketball Box Score - Final
Mount St. Mary's at TCU
12/22/23 Ed and Rae Scholmaier Arena, Fort Worth
2023-24 Women's Basketball

Game Time: 6:30 PM
Game Duration: 1:33
Attendance: 2,271

Officials: Michael McConnell, Kevin Pethel, Nicole Leon

Mount St. Mary's - 34

Record: 3-8

| NO. Name | Min | FG M-A | 3P M-A | FT M-A | Rebounds OR DR TOT | Fouls PF FD | TP | AS | TO | ST | Blocks BS BA | +/- |
|----------------------|-------|--------|--------|--------|--------------------|-------------|----|----|----|----|--------------|-----|
| 00 Isabella Hunt | 18:01 | 0-6 | 0-0 | 0-0 | 1 1 2 | 1 1 | 0 | 2 | 1 | 0 | 0 1 | -27 |
| 50 Jackie Christ | 15:17 | 0-1 | 0-0 | 0-0 | 0 1 1 | 2 0 | 0 | 1 | 1 | 0 | 0 0 | -25 |
| 4 Jo Ratlo | 34:07 | 2-12 | 1-11 | 0-0 | 4 4 4 | 1 0 | 5 | 1 | 2 | 0 | 0 0 | -56 |
| 11 Jada Lee | 36:37 | 3-11 | 2-6 | 0-0 | 2 2 4 | 0 1 | 8 | 1 | 2 | 2 | 0 1 | -58 |
| 22 Jessica Tomasetti | 33:37 | 5-16 | 2-7 | 0-0 | 2 5 7 | 1 0 | 12 | 3 | 0 | 0 | 0 0 | -42 |
| 1 KC Carter | 03:38 | 0-2 | 0-1 | 0-0 | 0 0 0 | 0 0 | 0 | 0 | 0 | 0 | 0 1 | -4 |
| 3 Maddie Novak | 05:11 | 0-2 | 0-1 | 0-0 | 0 0 0 | 0 0 | 0 | 0 | 0 | 0 | 0 1 | -9 |
| 2 Tessa Engelman | 19:49 | 2-6 | 0-1 | 0-0 | 1 1 2 | 1 0 | 4 | 1 | 1 | 0 | 1 1 | -21 |
| 20 Jaedyn Jamison | 15:41 | 0-2 | 0-0 | 0-0 | 0 3 3 | 1 1 | 0 | 0 | 0 | 0 | 0 0 | -15 |
| 12 Giana Hoddinott | 06:08 | 1-2 | 1-2 | 0-0 | 1 1 1 | 1 0 | 3 | 1 | 1 | 1 | 0 0 | -2 |
| 33 McKenzie Matheny | 11:54 | 1-2 | 0-0 | 0-0 | 1 0 1 | 1 0 | 2 | 0 | 0 | 0 | 0 0 | -6 |
| Team | | | | | 1 0 1 | 0 1 | 0 | 0 | 0 | 0 | 0 0 | |
| Totals | | 14-62 | 6-31 | 0-0 | 8 18 26 | 10 3 | 34 | 10 | 9 | 3 | 1 7 | -53 |

Technical Fouls: NONE

Dead Ball Rebounds: 0, 0

TCU - 87

Record: 13-0

| NO. Name | Min | FG M-A | 3P M-A | FT M-A | Rebounds OR DR TOT | Fouls PF FD | TP | AS | TO | ST | Blocks BS BA | +/- |
|---------------------|-------|--------|--------|--------|--------------------|-------------|----|----|----|----|--------------|-----|
| 13 Sedona Prince | 26:20 | 10-12 | 0-0 | 2-3 | 3 12 15 | 0 5 | 22 | 6 | 0 | 1 | 3 0 | 55 |
| 23 Aaliyah Roberson | 30:26 | 5-7 | 0-2 | 0-0 | 2 6 8 | 0 1 | 10 | 2 | 0 | 1 | 0 0 | 37 |
| 3 Madison Conner | 29:42 | 9-19 | 3-8 | 0-0 | 0 3 3 | 1 1 | 21 | 3 | 1 | 0 | 0 0 | 47 |
| 5 Una Jovanovic | 28:58 | 2-4 | 1-2 | 0-0 | 0 2 2 | 0 1 | 5 | 7 | 2 | 0 | 0 0 | 54 |
| 21 Agnes Emma-Nnopp | 29:21 | 6-10 | 3-6 | 0-0 | 3 7 10 | 0 0 | 15 | 3 | 0 | 0 | 2 0 | 53 |
| 2 Tara Manualemuga | 23:49 | 4-6 | 1-3 | 0-0 | 6 6 1 | 0 9 | 5 | 0 | 1 | 0 | 0 1 | 19 |
| 24 Dalia Turner | 13:40 | 1-0 | 0-0 | 0-0 | 0 1 1 | 1 1 | 2 | 1 | 0 | 0 | 1 1 | -2 |
| 55 Victoria Flores | 17:44 | 1-3 | 1-2 | 0-2 | 0 1 1 | 0 1 | 3 | 2 | 2 | 1 | 0 0 | 2 |
| Team | | | | | 1 2 3 | 0 0 | 0 | 0 | 0 | 0 | 0 0 | |
| Totals | | 38-64 | 9-23 | 2-5 | 9 40 49 | 3 10 | 87 | 29 | 6 | 4 | 7 1 | 53 |

Technical Fouls: NONE

Dead Ball Rebounds: 2, 0

| | MSM | TCU |
|------------------|---------------------------|---------------------------|
| Biggest lead | 0 (1 st 10:00) | 55 (4 th 0:27) |
| Best Scoring Run | 6 (4 th 4:29) | 25 (3 rd 0:00) |
| Lead Changes | 0 | |
| Times Tied | 0 | |
| Time with Lead | 00:00 | 39:47 |

| Points from | MSM | TCU |
|---------------|-----|-----|
| Turnovers | 4 | 8 |
| Paint | 6 | 46 |
| Second Chance | 2 | 14 |
| Fast Breaks | 2 | 16 |
| Bench | 9 | 14 |

| Period by Period Scoring |
|--------------------------|
| 1st 2nd 3rd 4th TOT |
| MSM 5 9 3 17 34 |
| TCU 23 17 31 16 87 |

GAME 10 (SIENA)



Official Basketball Box Score - Final
Sienna at Mount St. Mary's
12/18/23 Knott Arena, Emmitsburg
2023-24 Women's Basketball

Game Time: 7:00 PM
Game Duration: 2:00
Attendance: 227

Officials: Sall Esho, Kenya Kirkland, Justin Paluch

Sienna - 61

Record: 4-5 (1-1)

| NO. Name | Min | FG M-A | 3P M-A | FT M-A | Rebounds OR DR TOT | Fouls PF FD | TP | AS | TO | ST | Blocks BS BA | +/- |
|--------------------|-------|--------|--------|--------|--------------------|-------------|----|----|----|----|--------------|-----|
| 21 Anajah Brown | 19:42 | 1-2 | 0-0 | 2-2 | 2 2 4 | 4 3 | 4 | 0 | 3 | 0 | 0 0 | 6 |
| 0 Ahnisha Jackson | 35:24 | 6-16 | 1-6 | 3-5 | 0 0 0 | 2 3 | 16 | 2 | 0 | 2 | 0 1 | 1 |
| 3 London Gamble | 17:39 | 5-5 | 2-2 | 0-0 | 1 3 4 | 1 2 | 12 | 0 | 1 | 0 | 0 0 | -7 |
| 7 Teresa Seppala | 37:19 | 3-9 | 0-2 | 3-6 | 4 7 11 | 1 4 | 9 | 0 | 4 | 1 | 0 0 | 2 |
| 24 Elsa Mervius | 31:34 | 2-8 | 0-3 | 2-3 | 0 5 5 | 4 1 | 6 | 3 | 2 | 2 | 1 0 | 16 |
| 12 Alden Yervey | 24:29 | 3-9 | 0-2 | 3-4 | 1 2 3 | 2 4 | 9 | 1 | 1 | 1 | 2 0 | 2 |
| 25 Ezter Turi | 15:24 | 0-1 | 0-0 | 0-0 | 1 3 4 | 1 3 | 0 | 0 | 0 | 0 | 0 0 | 1 |
| 11 Clancy Conyers | 17:44 | 1-5 | 1-4 | 2-2 | 0 2 2 | 0 1 | 5 | 1 | 1 | 0 | 0 0 | 4 |
| 13 Esther Rodellar | 00:45 | 0-0 | 0-0 | 0-0 | 0 0 0 | 0 0 | 0 | 0 | 0 | 0 | 0 0 | -3 |
| Team | | | | | 0 3 3 | 0 0 | 0 | 0 | 0 | 0 | 0 0 | |
| Totals | | 21-55 | 4-19 | 15-22 | 9 27 36 | 15 21 | 61 | 7 | 12 | 7 | 1 5 | 6 |

Technical Fouls: NONE

Dead Ball Rebounds: 5, 3

Mount St. Mary's - 55

Record: 3-7 (0-2)

| NO. Name | Min | FG M-A | 3P M-A | FT M-A | Rebounds OR DR TOT | Fouls PF FD | TP | AS | TO | ST | Blocks BS BA | +/- |
|----------------------|-------|--------|--------|--------|--------------------|-------------|----|----|----|----|--------------|-----|
| 00 Isabella Hunt | 30:54 | 2-5 | 0-1 | 3-4 | 3 7 10 | 4 4 | 7 | 6 | 3 | 2 | 1 0 | -2 |
| 50 Jackie Christ | 23:38 | 2-2 | 0-0 | 0-0 | 2 1 3 | 3 1 | 4 | 0 | 5 | 0 | 0 0 | -8 |
| 4 Jo Ratlo | 34:07 | 6-14 | 4-10 | 2-3 | 0 4 4 | 1 2 | 18 | 2 | 0 | 0 | 1 0 | -13 |
| 11 Jada Lee | 35:39 | 4-9 | 1-3 | 3-4 | 0 2 2 | 4 2 | 12 | 0 | 3 | 2 | 0 0 | 7 |
| 22 Jessica Tomasetti | 35:43 | 3-16 | 0-4 | 2-2 | 1 8 9 | 3 3 | 8 | 1 | 3 | 0 | 0 0 | -9 |
| 1 KC Carter | 12:15 | 1-2 | 0-1 | 2-4 | 0 1 1 | 2 2 | 4 | 0 | 1 | 0 | 1 0 | -8 |
| 3 Maddie Novak | 03:47 | 0-1 | 0-0 | 0-0 | 1 0 1 | 1 0 | 0 | 0 | 0 | 0 | 0 0 | -1 |
| 2 Tessa Engelman | 13:42 | 0-2 | 0-1 | 0-0 | 1 2 3 | 2 0 | 0 | 0 | 1 | 0 | 1 0 | -2 |
| 20 Jaedyn Jamison | 13:21 | 1-2 | 0-0 | 0-0 | 0 0 0 | 0 0 | 1 | 2 | 1 | 0 | 0 1 | 0 |
| 33 McKenzie Matheny | 06:55 | 0-0 | 0-0 | 0-0 | 0 2 2 | 1 0 | 1 | 0 | 1 | 0 | 0 0 | 4 |
| Team | | | | | 0 0 0 | 0 0 | 0 | 0 | 0 | 0 | 0 0 | |
| Totals | | 19-53 | 5-20 | 12-17 | 8 27 35 | 21 15 | 55 | 10 | 17 | 4 | 5 1 | -6 |

Technical Fouls: NONE

Dead Ball Rebounds: 1, 0

| | SIENA | MOUNT |
|------------------|--------------------------|--------------------------|
| Biggest lead | 9 (1 st 1:55) | 2 (1 st 8:15) |
| Best Scoring Run | 7 (1 st 6:43) | 9 (4 th 9:48) |
| Lead Changes | 1 | |
| Times Tied | 3 | |
| Time with Lead | 35:51 | 00:17 |

| Points from | SIENA | MOUNT |
|---------------|-------|-------|
| Turnovers | 14 | 5 |
| Paint | 22 | 24 |
| Second Chance | 6 | 4 |
| Fast Breaks | 5 | 5 |
| Bench | 14 | 6 |

| Period by Period Scoring |
|--------------------------|
| 1st 2nd 3rd 4th TOT |
| SIENA 15 11 15 20 61 |
| MOUNT 11 9 19 16 55 |

GAME 12 (CANISIUS)



Official Basketball Box Score - Final
Mount St. Mary's at Canisius
01/04/24 Koessler Athletic Center, Buffalo
2023-24 Women's Basketball

Game Time: 11:00 AM
Game Duration: 1:41
Attendance: 2,129

Officials: Jorge Martinez, Colleen Thompson, Eric Pethel

Mount St. Mary's - 49

Record: 3-8 (0-3)

| NO. | Name | | Min | FG | 3P | FT | Rebounds | | | Fouls | | TP | AS | TO | ST | Blocks | | +/- | |
|-----------------------|-------------------|---|-------|-------|------|-----|----------|----|-----|-------|----|----|----|----|----|--------|----|-----|-----|
| | | | | M-A | M-A | M-A | OR | DR | TOT | PF | FD | | | | | BS | BA | | |
| 00 | Isabella Hunt | F | 30:53 | 5-10 | 0-0 | 0-0 | 3 | 9 | 12 | 4 | 2 | 10 | 3 | 1 | 0 | 0 | 0 | -2 | |
| 20 | Jaedyn Jamison | F | 24:20 | 0-0 | 0-0 | 0-0 | 0 | 0 | 0 | 1 | 0 | 0 | 1 | 2 | 1 | 0 | 0 | -1 | |
| 4 | Jo Rallo | G | 27:15 | 3-11 | 0-1 | 1-1 | 0 | 3 | 3 | 3 | 1 | 7 | 1 | 0 | 0 | 0 | 0 | 0 | |
| 11 | Jada Lee | G | 33:14 | 8-17 | 1-8 | 0-0 | 1 | 4 | 5 | 2 | 2 | 17 | 1 | 1 | 0 | 0 | 0 | -6 | |
| 22 | Jessica Tomasetti | G | 33:40 | 2-7 | 0-3 | 2-2 | 0 | 2 | 2 | 2 | 2 | 6 | 3 | 3 | 1 | 1 | 0 | -10 | |
| 3 | Maddie Novak | | 13:06 | 1-5 | 0-3 | 1-3 | 1 | 0 | 1 | 2 | 3 | 3 | 0 | 0 | 0 | 0 | 0 | -12 | |
| 6 | Rosa Revueltas | | 11:35 | 0-2 | 0-2 | 0-0 | 0 | 1 | 1 | 2 | 0 | 0 | 2 | 4 | 1 | 0 | 0 | -11 | |
| 50 | Jackie Christ | | 06:07 | 2-2 | 0-0 | 0-0 | 0 | 1 | 1 | 0 | 0 | 4 | 0 | 0 | 0 | 0 | 0 | -2 | |
| 12 | Giana Hoddinott | | 19:50 | 1-4 | 0-1 | 0-0 | 1 | 2 | 3 | 0 | 0 | 2 | 1 | 2 | 2 | 0 | 0 | -13 | |
| Team | | | | | | | 3 | 0 | 3 | | | 0 | | | | | | | |
| Totals | | | | 22:58 | 1-20 | 4-6 | 9 | 22 | 31 | 16 | 10 | 49 | 12 | 13 | 5 | 2 | 0 | 0 | -21 |
| Technical Fouls: NONE | | | | | | | | | | | | | | | | | | | |



2023-24 MOUNT ST. MARY'S WOMEN'S BASKETBALL

2023-2024 BOX SCORES

GAME 13 (NIAGARA)



Official Basketball Box Score - Final
Mount St. Mary's at Niagara
01/06/24 Gallagher Center, Niagara University
2023-24 Women's Basketball

Game Time: 2:00 PM
Game Duration: 1:59
Attendance: 346

Officials: Rich Fetter, Brianna Robinson, Melissa Fammie

Mount St. Mary's - 61

Record: 3-10 (0-4)

| NO. Name | Min | FG | | 3P | | FT | | Rebounds | | Fouls | | TP | AS | TO | ST | Blocks | | +/- | Shooting By Period | | | |
|-----------------------|---------|----|----|----|----|----|----|----------|----|-------|----|----|----|----|----|--------|----|-----|--------------------|-------|-------|-----|
| | | M | A | M | A | M | A | OR | DR | PF | FD | | | | | BS | BA | | 1st | 2nd | 3rd | 4th |
| 00 Isabella Hunt | F 34:32 | 3 | 10 | 0 | 0 | 0 | 0 | 8 | 8 | 4 | 3 | 6 | 5 | 5 | 0 | 0 | 0 | -14 | 3PT% | 2-6 | 33.3% | |
| 20 Jaedyn Jamison | F 23:02 | 0 | 3 | 0 | 2 | 0 | 2 | 2 | 3 | 5 | 2 | 1 | 0 | 0 | 0 | 1 | 1 | -18 | FT% | 2-2 | 100% | |
| 4 Jo Ratlo | G 32:46 | 11 | 20 | 5 | 9 | 3 | 4 | 1 | 0 | 1 | 2 | 2 | 30 | 2 | 0 | 1 | 1 | -15 | 2nd FG% | 6-12 | 50.0% | |
| 11 Jada Lee | G 29:54 | 2 | 5 | 0 | 1 | 3 | 3 | 1 | 1 | 2 | 3 | 6 | 7 | 5 | 3 | 2 | 0 | -11 | 3PT% | 5-6 | 83.3% | |
| 22 Jessica Tomasetti | G 30:55 | 3 | 8 | 1 | 3 | 0 | 0 | 2 | 2 | 4 | 2 | 1 | 7 | 2 | 5 | 4 | 0 | -8 | FT% | 0-0 | 0% | |
| 3 Maddie Novak | 06:01 | 0 | 1 | 0 | 1 | 0 | 0 | 0 | 0 | 0 | 0 | 1 | 0 | 0 | 1 | 1 | 0 | 1 | 3rd FG% | 3-16 | 18.8% | |
| 6 Rosa Revueltas | 20:32 | 2 | 6 | 2 | 3 | 0 | 2 | 0 | 1 | 1 | 2 | 6 | 0 | 3 | 1 | 0 | 4 | 4 | 3PT% | 1-7 | 14.3% | |
| 12 Giana Hoddinott | 21:13 | 1 | 2 | 0 | 1 | 3 | 4 | 1 | 1 | 2 | 4 | 5 | 2 | 2 | 1 | 1 | 0 | 3 | FT% | 4-8 | 50% | |
| 50 Jackie Christ | 01:05 | 0 | 0 | 0 | 0 | 0 | 0 | 0 | 0 | 0 | 2 | 0 | 0 | 0 | 0 | 0 | 0 | 3 | 4th FG% | 6-11 | 54.5% | |
| Team | | | | | | | | 2 | 5 | 7 | | 0 | | 2 | | | | | 3PT% | 0-1 | 0.0% | |
| Totals | | 22 | 55 | 8 | 20 | 9 | 15 | 9 | 21 | 30 | 20 | 19 | 61 | 16 | 21 | 11 | 3 | 0 | -11 | FT% | 3-5 | 60% |
| Technical Fouls: NONE | | | | | | | | | | | | | | | | | | | | | | |
| GM FG% | | | | | | | | | | | | | | | | | | | | 22-55 | 40% | |
| 3PT% | | | | | | | | | | | | | | | | | | | | 8-20 | 40% | |
| FT% | | | | | | | | | | | | | | | | | | | | 9-15 | 60% | |

Niagara - 72

Record: 6-8 (3-1)

| NO. Name | Min | FG | | 3P | FT | Reb | | Fouls | | TP | AS | TO | ST | Blocks | | +/- | Shooting By Period | | |
|---------------------|---------|-------|------|-------|-----|-----|-----|-------|----|----|----|----|----|--------|----|-----|--------------------------|-------|-------|
| | | M-A | M-A | M-A | OR | DR | TOT | PF | FD | | | | | BS | BA | | 1st | 2nd | 3rd |
| 10 Amelia Strong | F 24:59 | 4-6 | 4-6 | 0-0 | 0-0 | 1 | 2 | 3 | 4 | 3 | 1 | 3 | 2 | 0 | 0 | 12 | 1st FG% | 3-13 | 23.1% |
| 0 Chardonay Hartley | G 33:16 | 6-12 | 4-7 | 0-3 | 1 | 6 | 7 | 3 | 3 | 19 | 3 | 3 | 4 | 0 | 0 | 15 | 3PT% | 1-5 | 20.0% |
| 5 Aaliyah Parker | G 27:59 | 6-11 | 0-1 | 5-6 | 3 | 5 | 8 | 3 | 4 | 17 | 2 | 3 | 4 | 0 | 0 | 15 | FT% | 1-2 | 50% |
| 11 Angel Parker | G 28:34 | 1-6 | 0-4 | 3-6 | 0 | 3 | 3 | 3 | 7 | 5 | 6 | 4 | 1 | 0 | 0 | 18 | 2nd FG% | 4-16 | 25.0% |
| 13 Destiny Strother | G 05:40 | 1-3 | 1-3 | 0-0 | 0 | 1 | 1 | 3 | 0 | 3 | 0 | 0 | 0 | 0 | 0 | 1 | 3PT% | 1-7 | 14.3% |
| 4 Ary Hicks | 26:03 | 3-5 | 1-2 | 1-1 | 0 | 2 | 2 | 0 | 1 | 8 | 4 | 1 | 0 | 0 | 0 | 4 | FT% | 1-2 | 50% |
| 25 Saige Glover | 12:56 | 1-1 | 0-0 | 2-2 | 1 | 2 | 3 | 0 | 1 | 4 | 0 | 2 | 1 | 0 | 0 | 8 | 3rd FG% | 6-14 | 42.9% |
| 14 Alyssa Rossignol | 06:40 | 0-2 | 0-0 | 0-0 | 0 | 0 | 0 | 1 | 0 | 0 | 0 | 0 | 1 | 0 | 0 | -8 | 3PT% | 2-9 | 22.2% |
| 21 Lore Porter | 16:05 | 2-9 | 2-9 | 0-0 | 1 | 1 | 2 | 1 | 0 | 6 | 1 | 0 | 0 | 0 | 0 | 2 | FT% | 8-10 | 80% |
| 1 Shelby Fiddler | 03:01 | 0-1 | 0-1 | 0-0 | 0 | 0 | 0 | 0 | 0 | 0 | 0 | 0 | 0 | 0 | 0 | -6 | 4th FG% | 12-16 | 75.0% |
| 15 Kylie Buckley | 07:01 | 1-2 | 0-0 | 0-0 | 0 | 1 | 1 | 0 | 1 | 2 | 0 | 1 | 2 | 0 | 1 | -3 | 3PT% | 4-6 | 66.7% |
| 20 Marlie Dickerson | 07:47 | 0-1 | 0-0 | 0-0 | 0 | 2 | 2 | 1 | 0 | 0 | 1 | 0 | 0 | 0 | 0 | 3 | FT% | 4-4 | 100% |
| Team | | | | | | 4 | 2 | 6 | | | 0 | 3 | | | | | GM FG% | 25-59 | 42.4% |
| Totals | | 25-59 | 8-27 | 14-18 | 11 | 27 | 38 | 19 | 20 | 72 | 18 | 20 | 15 | 0 | 3 | 11 | FT% | 8-27 | 29.6% |
| | | | | | | | | | | | | | | | | | FT% | 14-18 | 77.8% |
| | | | | | | | | | | | | | | | | | Technical Fouls: NONE | | |
| | | | | | | | | | | | | | | | | | Dead Ball Rebounds: 6, 0 | | |

| | MSM | NIA |
|------------------|---------------|---------------|
| Biggest lead | 17 (2nd 0:47) | 11 (4th 1:04) |
| Best Scoring Run | 8 (1st 1:42) | 15 (3rd 6:40) |
| Lead Changes | 1 | 3 |
| Times Tied | 1 | 0 |
| Time with Lead | 35:20 | 04:22 |

| Points from | MSM | NIA |
|---------------|-----|-----|
| Turnovers | 16 | 26 |
| Paint | 28 | 24 |
| Second Chance | 7 | 10 |
| Fast Breaks | 2 | 9 |
| Bench | 11 | 20 |

Period by Period Scoring

| | 1st | 2nd | 3rd | 4th | TOT |
|-----|-----|-----|-----|-----|-----|
| MSM | 18 | 17 | 11 | 15 | 61 |
| NIA | 8 | 10 | 22 | 32 | 72 |



Official Basketball Box Score - Final
Quinnipiac at Mount St. Mary's
01/11/24 Knott Arena, Ennetburg
2023-24 Women's Basketball

Game Time: 7:00 PM
Game Duration: 1:46
Attendance: 285

Officials: Pastor Torres, Brandon Appel, Kaitlyn Toricore

Quinnipiac - 50

Record: 6-7 (3-1)

| No. Name | Min | FG | | 3P | | FT | | Rebounds | | Fouls | | TP | AS | TO | ST | Blocks | | +/- | Shooting By Period | | | | |
|-----------------------|---------|-------|------|-------|---|----|----|----------|----|-------|----|----|----|----|----|--------|-----|---------|--------------------------|-------|-------|-------|-------|
| | | M | A | M | A | M | A | OR | DR | TT | PF | | | | | FD | BS | | | | | BA | 1st |
| 12 Ella O'Donnell | F 35:28 | 5 | 10 | 0 | 0 | 5 | 6 | 2 | 12 | 14 | 3 | 5 | 15 | 2 | 5 | 0 | 0 | -5 | 1st FG% | 4-17 | 23.5% | | |
| 23 Anna Foley | C 22:36 | 4 | 7 | 0 | 2 | 0 | 0 | 1 | 4 | 5 | 4 | 4 | 8 | 1 | 0 | 0 | 2 | 0 | 3PT% | 0-5 | 0.0% | | |
| 5 Paige Girardi | G 20:41 | 0 | 4 | 0 | 4 | 0 | 0 | 0 | 1 | 1 | 2 | 0 | 0 | 1 | 0 | 0 | 0 | 0 | FT% | 0-0 | 0% | | |
| 10 Maria Kealy | G 22:59 | 0 | 2 | 0 | 1 | 0 | 0 | 0 | 1 | 1 | 3 | 0 | 0 | 5 | 0 | 1 | 0 | -13 | 2nd FG% | 6-11 | 54.5% | | |
| 15 Karson Martin | G 35:01 | 3 | 10 | 0 | 4 | 0 | 0 | 1 | 2 | 3 | 1 | 2 | 6 | 2 | 2 | 1 | 0 | 1 | 3PT% | 0-3 | 0.0% | | |
| 2 Kassidy Thompson | 02:49 | 0 | 1 | 0 | 0 | 0 | 0 | 0 | 0 | 0 | 0 | 0 | 1 | 1 | 0 | 0 | -5 | FT% | 3-4 | 75% | | | |
| 4 Grace LaBarge | 29:10 | 3 | 8 | 1 | 3 | 5 | 6 | 2 | 6 | 8 | 1 | 5 | 12 | 0 | 3 | 1 | 0 | 0 | 3rd FG% | 5-13 | 38.5% | | |
| 11 Bri Bowen | 04:00 | 0 | 1 | 0 | 0 | 0 | 0 | 0 | 0 | 0 | 1 | 0 | 0 | 0 | 1 | 0 | -10 | 3PT% | 3-9 | 33.3% | | | |
| 24 Ava Solenne | 21:28 | 3 | 9 | 3 | 7 | 0 | 0 | 0 | 2 | 2 | 3 | 0 | 9 | 1 | 1 | 0 | 0 | 3 | FT% | 4-4 | 100% | | |
| 32 Reiven Douglas | 05:47 | 0 | 0 | 0 | 0 | 0 | 0 | 0 | 2 | 2 | 0 | 0 | 0 | 0 | 0 | 0 | -5 | 4th FG% | 3-11 | 27.3% | | | |
| Team | | | | | | | | | 1 | 0 | 1 | 0 | 0 | 0 | 0 | 0 | 0 | 3PT% | 1-4 | 25.0% | | | |
| Totals | | 18-52 | 4-21 | 10-12 | 7 | 30 | 37 | 17 | 16 | 50 | 13 | 13 | 3 | 2 | 2 | -6 | 0 | FT% | 3-4 | 75% | | | |
| Technical Fouls: NONE | | | | | | | | | | | | | | | | | | | GM FG% | | | 18-52 | 34.6% |
| | | | | | | | | | | | | | | | | | | | 3PT% | | | 4-21 | 19.0% |
| | | | | | | | | | | | | | | | | | | | FT% | | | 10-12 | 83.3% |
| | | | | | | | | | | | | | | | | | | | Dead Ball Rebounds: 4, 0 | | | | |

Mount St. Mary's - 56

Record: 4-10 (1-4)

| NO. Name | Min | FG | | 3P | | FT | | Rebounds | | Fouls | | TP | AS | TO | ST | Blocks | | +/- | Shooting By Period | | | | | |
|-----------------------|---------|-------|------|------|-----|----|----|----------|----|-------|----|----|----|----|----|--------|-----------------|-----------------|--------------------|------------------------|-------|--|-------|-------|
| | | M-A | M-A | M-A | M-A | OR | DR | TOT | PF | FD | BS | | | | | BA | 1 st | | FG% | 8-15 | 53.3% | | | |
| 00 Isabella Hunt | F 26:53 | 2-3 | 0-0 | 0-0 | 0-0 | 2 | 5 | 7 | 3 | 4 | 4 | 3 | 0 | 1 | 0 | 0 | 11 | 1 st | FG% | 8-15 | 53.3% | | | |
| 20 Jaedyn Jamison | F 18:37 | 1-2 | 1-2 | 1-2 | 0-0 | 0 | 2 | 2 | 2 | 1 | 2 | 1 | 0 | 1 | 0 | 0 | -6 | 3PT% | 4-8 | 50.0% | | | | |
| 4 Jo Rafo | G 33:43 | 6-14 | 1-1 | 0-0 | 0-0 | 4 | 4 | 8 | 2 | 0 | 16 | 3 | 1 | 1 | 2 | 0 | 5 | 2 nd | FG% | 5-12 | 41.7% | | | |
| 11 Jada Lee | G 35:57 | 2-10 | 2-6 | 0-0 | 0-0 | 2 | 2 | 4 | 2 | 3 | 6 | 3 | 3 | 3 | 0 | 0 | 7 | 3PT% | 1-7 | 14.3% | | | | |
| 22 Jessica Tomasetti | G 35:47 | 4-13 | 2-7 | 3-6 | 2 | 1 | 3 | 7 | 13 | 2 | 1 | 2 | 1 | 2 | 0 | 1 | 7 | 1 st | FG% | 4-11 | 36.4% | | | |
| 3 Maddie Novak | 17:47 | 2-5 | 0-3 | 1-2 | 1 | 3 | 4 | 3 | 1 | 5 | 0 | 0 | 1 | 0 | 0 | 0 | 3 | 3 rd | FG% | 5-16 | 31.3% | | | |
| 6 Rosa Revueltas | 06:47 | 2-5 | 0-1 | 0-0 | 0 | 1 | 1 | 0 | 0 | 4 | 1 | 1 | 1 | 0 | 0 | 0 | 2 | FT% | 2-9 | 22.2% | | | | |
| 12 Giana Hoddinott | 14:55 | 2-4 | 0-2 | 0-0 | 1 | 3 | 4 | 0 | 1 | 4 | 3 | 0 | 1 | 0 | 0 | 0 | 9 | FT% | 0-0 | 0% | | | | |
| 33 McKenzie Matheny | 09:36 | 0-1 | 0-0 | 0-0 | 0 | 1 | 1 | 2 | 0 | 0 | 0 | 0 | 0 | 1 | 1 | -8 | 4 th | FG% | 3-14 | 21.4% | | | | |
| Team | | | | | 0 | 2 | 2 | 0 | 0 | 0 | 0 | 0 | 0 | 0 | 0 | 0 | 0 | 3PT% | 2-8 | 25.0% | | | | |
| Totals | | 21-57 | 9-32 | 5-10 | 8 | 24 | 32 | 16 | 17 | 56 | 15 | 8 | 9 | 2 | 2 | 6 | 0 | FT% | 2-6 | 33.3% | | | | |
| Technical Fouls: NONE | | | | | | | | | | | | | | | | | | | | GM FG% | | | 21-57 | 36.8% |
| | | | | | | | | | | | | | | | | | | | | 3PT% | | | 9-32 | 28.1% |
| | | | | | | | | | | | | | | | | | | | | FT% | | | 5-10 | 50.0% |
| | | | | | | | | | | | | | | | | | | | | Dead Ball Rebounds: 3, | | | 1 | |

| | QU | MOUNT |
|------------------|---------------|---------------|
| Biggest lead | 0 (1st 10:00) | 14 (2nd 4:15) |
| Best Scoring Run | 10 (3rd 0:51) | 7 (2nd 4:15) |
| Lead Changes | 0 | 2 |
| Times Tied | 0 | 7 |
| Time with Lead | 00:00 | 38:59 |

Points from

| | QU | MOUNT |
|---------------|----|-------|
| Turnovers | 6 | 7 |
| Paint | 20 | 22 |
| Second Chance | 9 | 2 |
| Fast Breaks | 4 | 7 |
| Bench | 21 | 13 |

Period by Period Scoring

| | 1st | 2nd | 3rd | 4th | TOT |
|-------|-----|-----|-----|-----|-----|
| QU | 8 | 15 | 17 | 10 | 50 |
| MOUNT | 20 | 14 | 12 | 10 | 56 |

GAME 15 (MARIST)



Official Basketball Box Score - Final
Marist at Mount St. Mary's
01/18/24 Knott Arena, Ennetburg
2023-24 Women's Basketball

Game Time: 7:00 PM
Game Duration: 1:33
Attendance: 427

Officials: Shawn Gode, Ashley Rivera, David Trosyn

Marist - 45

Record: 5-11 (3-3)

| NO. | Name | | FG | | 3P | FT | Rebounds | | Fouls | | TP | AS | TO | ST | Blocks | | +/- | Shooting By Period | | | |
|--------|------------------|---|-------|-------|------|-----|----------|----|-------|----|----|----|----|----|--------|---|-----|--------------------|--------------------------|-------|-------|
| | | | M-A | M-A | M-A | M-A | PF | FF | BS | BA | | | | | | | | | | | |
| 20 | Zaria Shazer | F | 40:00 | 4-13 | 0-0 | 2-4 | 1 | 10 | 11 | 1 | 5 | 10 | 3 | 3 | 2 | 0 | 3 | 1 | 1st FG% | 5-14 | 35.7% |
| 31 | Morgan Lee | C | 26:08 | 4-6 | 0-0 | 0-0 | 1 | 0 | 1 | 1 | 2 | 0 | 8 | 0 | 1 | 0 | 2 | 1 | 3PT% | 2-8 | 25.0% |
| 3 | Kiara Fisher | G | 35:28 | 1-7 | 0-4 | 0-0 | 1 | 10 | 11 | 0 | 1 | 2 | 5 | 5 | 1 | 0 | 0 | 9 | FT% | 2-2 | 100% |
| 23 | Lexie Tarul | G | 24:27 | 5-7 | 4-6 | 0-0 | 1 | 0 | 1 | 1 | 0 | 14 | 2 | 2 | 0 | 0 | 0 | 15 | 2nd FG% | 2-11 | 18.2% |
| 25 | Catie Cunningham | G | 29:33 | 0-4 | 0-2 | 2-2 | 0 | 7 | 7 | 0 | 2 | 2 | 1 | 1 | 0 | 0 | 0 | -8 | 3PT% | 1-5 | 20.0% |
| 2 | Jackie Piddock | | 17:43 | 1-4 | 1-4 | 0-0 | 0 | 3 | 3 | 0 | 1 | 3 | 0 | 3 | 0 | 0 | 0 | -1 | FT% | 2-4 | 50% |
| 22 | Clara Croker | | 13:09 | 1-3 | 0-0 | 1-2 | 1 | 4 | 5 | 1 | 2 | 3 | 0 | 1 | 0 | 0 | 1 | -9 | 3rd FG% | 5-13 | 38.5% |
| 5 | Julia Corsentino | | 13:32 | 1-5 | 1-4 | 0-0 | 1 | 1 | 1 | 0 | 0 | 3 | 0 | 1 | 0 | 0 | 0 | -13 | 3PT% | 1-2 | 50.0% |
| Team | | | | | | | 1 | 2 | 3 | 0 | 0 | 0 | 0 | 0 | 0 | 0 | 0 | 0 | FT% | 0-0 | 0% |
| Totals | | | | 17-49 | 6-20 | 5-8 | 6 | 37 | 43 | 5 | 11 | 45 | 11 | 17 | 3 | 2 | 5 | 1 | 4th FG% | 5-11 | 45.5% |
| | | | | | | | | | | | | | | | | | | | 3PT% | 2-5 | 40.0% |
| | | | | | | | | | | | | | | | | | | | FT% | 1-2 | 50% |
| | | | | | | | | | | | | | | | | | | | GM FG% | 17-49 | 34.7% |
| | | | | | | | | | | | | | | | | | | | 3PT% | 6-20 | 30.0% |
| | | | | | | | | | | | | | | | | | | | FT% | 5-8 | 62.5% |
| | | | | | | | | | | | | | | | | | | | Dead Ball Rebounds: 1, 3 | | |

Mount St. Mary's - 44

Record: 4-11 (1-5)

| NO. Name | Min | FG | | 3P | | FT | | Rebounds | | Fouls | | TP | AS | TO | ST | Blocks | | +/- | Shooting By Period | | |
|-------------------------|---------|-------|------|-----|---|----|----|----------|----|-------|----|----|----|----|----|--------|------|------|--------------------|-------|-------|
| | | M | A | M | A | M | A | OR | DR | PF | FD | | | | | BS | BA | | 1st | FG% | 2nd |
| 00 Isabella Hunt | F 33:05 | 2-9 | 0-1 | 0-2 | 1 | 9 | 10 | 3 | 2 | 4 | 3 | 1 | 5 | 1 | 1 | 1 | -2 | 1st | FG% | 5-18 | 27.8% |
| 20 Jaedyn Jamison | F 28:26 | 2-8 | 0-4 | 0-0 | 1 | 3 | 4 | 2 | 0 | 4 | 0 | 1 | 2 | 1 | 1 | 2 | 3PT% | 1-9 | 11.1% | | |
| 4 Jo Ratlo | G 35:44 | 5-15 | 1-4 | 0-0 | 1 | 6 | 7 | 0 | 1 | 11 | 2 | 1 | 4 | 1 | 0 | -1 | 2nd | FG% | 4-19 | 21.1% | |
| 11 Jada Lee | G 27:25 | 0-6 | 0-4 | 0-0 | 2 | 2 | 4 | 0 | 0 | 0 | 1 | 0 | 2 | 1 | 0 | -17 | 3PT% | 1-11 | 9.1% | | |
| 22 Jessica Tomasetti | G 34:45 | 8-17 | 4-8 | 0-0 | 4 | 4 | 8 | 2 | 0 | 20 | 2 | 1 | 0 | 0 | 0 | -3 | 3rd | FG% | 0-0 | 0% | |
| 3 Maddie Novak | 09:39 | 0-4 | 0-4 | 0-0 | 0 | 1 | 1 | 2 | 0 | 0 | 1 | 1 | 0 | 0 | 0 | 1 | FG% | 6-17 | 35.3% | | |
| 12 Giana Hoddinott | 17:25 | 2-4 | 0-2 | 1-1 | 2 | 0 | 2 | 0 | 5 | 1 | 0 | 0 | 0 | 0 | 15 | 5 | 3PT% | 2-7 | 28.6% | | |
| 6 Rosa Revueltas | 06:44 | 0-3 | 0-2 | 0-0 | 0 | 1 | 1 | 1 | 0 | 0 | 1 | 0 | 0 | 0 | 0 | 2 | 3PT% | 0-0 | 0% | | |
| 33 McKenzie Matheny | 06:47 | 0-1 | 0-0 | 0-0 | 0 | 1 | 1 | 1 | 0 | 0 | 0 | 0 | 0 | 1 | 0 | -2 | 4th | FG% | 4-13 | 30.8% | |
| Team | | | | | 2 | 1 | 3 | | 0 | 0 | | | | | | | 3PT% | 1-2 | 50.0% | | |
| Totals | | 19-67 | 5-29 | 1-3 | 9 | 28 | 37 | 11 | 5 | 44 | 9 | 6 | 14 | 5 | 2 | -1 | FT% | 0-2 | 0% | | |
| Technical Fouls: NONE | | | | | | | | | | | | | | | | | | | | | |
| GM FG FG% 19-67 28.4% | | | | | | | | | | | | | | | | | | | | | |
| FT FG FT% 5-29 17.2% | | | | | | | | | | | | | | | | | | | | | |
| Dead Ball Rebounds: 1.0 | | | | | | | | | | | | | | | | | | | | | |
| FT 3-3 33.3% | | | | | | | | | | | | | | | | | | | | | |



2023-24 MOUNT ST. MARY'S WOMEN'S BASKETBALL

2023-2024 BOX SCORES

GAME 17 (SAINT PETER'S)



Official Basketball Box Score - Final
Mount St. Mary's at Saint Peter's
01/25/24 Yarnell Center, Jersey City
2023-24 Women's Basketball

Game Time: 1:00 PM
Game Duration: 2:04

Officials: Stephanie Barkdale, Rich Fetter, Ray Bullock

Mount St. Mary's - 52

Record: 6-11 (2-5)

| NO. Name | Min | FG M-A | 3P M-A | FT M-A | Rebounds OR DR TOT | Fouls PF FD | TP | AS | TO | ST | Blocks BS BA | +/- |
|----------------------|---------|--------|--------|--------|--------------------|-------------|----|----|----|----|--------------|-----|
| 00 Isabella Hunt | F 28:19 | 2-9 | 0-0 | 0-0 | 1 3 4 | 4 3 | 4 | 0 | 1 | 4 | 0 1 | -8 |
| 20 Jaedyn Jamison | F 10:16 | 0-0 | 0-0 | 0-0 | 0 0 0 | 1 0 | 0 | 1 | 1 | 1 | 0 0 | 2 |
| 4 Jo Ratlo | G 34:39 | 4-13 | 3-8 | 1-2 | 0 6 6 | 3 3 | 12 | 3 | 4 | 0 | 2 0 | 9 |
| 11 Jada Lee | G 28:34 | 2-6 | 1-2 | 2-3 | 2 7 9 | 3 5 | 7 | 3 | 5 | 2 | 0 0 | -6 |
| 22 Jessica Tomasetti | G 38:13 | 4-15 | 1-6 | 5-5 | 2 5 7 | 1 7 | 14 | 3 | 2 | 1 | 0 0 | 0 |
| 2 Tessa Engelman | 16:15 | 2-3 | 0-0 | 0-0 | 1 2 3 | 3 0 | 4 | 0 | 1 | 0 | 1 0 | 9 |
| 12 Giana Hoddinott | 19:02 | 0-3 | 0-1 | 0-0 | 1 3 4 | 1 0 | 0 | 1 | 1 | 3 | 0 1 | 10 |
| 6 Rosa Revueltas | 20:20 | 4-7 | 2-5 | 1-1 | 1 1 2 | 3 1 | 11 | 0 | 2 | 1 | 0 0 | 2 |
| 33 McKenzie Matheny | 04:22 | 0-1 | 0-0 | 0-0 | 0 0 0 | 1 0 | 0 | 1 | 2 | 0 | 0 1 | -3 |
| Team | | | | | 1 3 4 | 0 1 | 0 | 1 | 0 | 0 | 0 1 | |
| Totals | | 18-57 | 7-22 | 9-11 | 9 30 39 | 20 19 | 52 | 12 | 20 | 12 | 4 3 | 3 |

Technical Fouls: NONE

| Shooting By Period |
|--------------------|
| 1st FG% 6-15 40.0% |
| 3PT% 4-10 40.0% |
| FT% 0-0 0% |
| 2nd FG% 3-13 23.1% |
| 3PT% 1-2 50.0% |
| FT% 3-3 100% |
| 3rd FG% 6-15 40.0% |
| 3PT% 1-6 16.7% |
| FT% 3-4 75% |
| 4th FG% 3-14 21.4% |
| 3PT% 1-4 25.0% |
| FT% 3-4 75% |
| GM FG% 18-57 31.6% |
| 3PT% 7-22 31.8% |
| FT% 9-11 81.8% |

Dead Ball Rebounds: 1, 2

Saint Peter's - 49

Record: 4-13 (1-7)

| NO. Name | Min | FG M-A | 3P M-A | FT M-A | Rebounds OR DR TOT | Fouls PF FD | TP | AS | TO | ST | Blocks BS BA | +/- |
|--------------------|---------|--------|--------|--------|--------------------|-------------|----|----|----|----|--------------|-----|
| 44 Fatmata Jannah | F 35:00 | 3-13 | 0-1 | 4-8 | 2 13 15 | 0 5 | 10 | 0 | 3 | 0 | 1 0 | -2 |
| 21 Maria Fux | C 07:58 | 0-2 | 0-1 | 0-2 | 2 1 3 | 1 1 | 0 | 1 | 1 | 0 | 0 0 | 1 |
| 3 Jada Leonard | G 29:12 | 5-11 | 3-5 | 4-4 | 3 2 5 | 5 4 | 17 | 1 | 3 | 3 | 0 1 | 2 |
| 5 Maya Hyacinth | G 13:12 | 0-2 | 0-2 | 0-0 | 0 2 2 | 0 1 | 0 | 0 | 1 | 0 | 2 0 | -5 |
| 11 Mickia Keith | G 28:38 | 1-4 | 1-4 | 0-0 | 0 2 2 | 5 1 | 3 | 3 | 2 | 2 | 0 0 | 4 |
| 1 Rachel Kuhl | 31:41 | 4-8 | 4-7 | 0-2 | 2 2 4 | 2 3 | 12 | 1 | 1 | 0 | 0 0 | -9 |
| 14 Cansy Roy | 22:25 | 0-3 | 0-0 | 0-0 | 2 4 6 | 3 0 | 1 | 0 | 0 | 0 | 2 0 | 6 |
| 20 Rellly Sunday | 10:23 | 1-3 | 0-2 | 0-0 | 0 1 1 | 3 1 | 2 | 1 | 3 | 3 | 0 0 | -1 |
| 15 Layla Laws | 16:17 | 2-8 | 0-1 | 1-3 | 1 2 3 | 0 4 | 5 | 2 | 4 | 1 | 0 1 | -13 |
| 12 Emily O'Connell | 05:13 | 0-1 | 0-1 | 0-0 | 0 0 0 | 0 0 | 0 | 0 | 0 | 0 | 0 0 | 1 |
| Team | | | | | 1 2 3 | 0 0 | 0 | 0 | 0 | 0 | 0 0 | |
| Totals | | 16-55 | 8-24 | 9-19 | 13 31 44 | 19 20 | 49 | 9 | 20 | 9 | 3 4 | 3 |

Technical Fouls: NONE

| Shooting By Period |
|--------------------|
| 1st FG% 5-14 35.7% |
| 3PT% 1-5 20.0% |
| FT% 2-2 100% |
| 2nd FG% 3-13 23.1% |
| 3PT% 2-8 25.0% |
| FT% 1-7 14.3% |
| 3rd FG% 3-12 25.0% |
| 3PT% 3-6 50.0% |
| FT% 4-4 100% |
| 4th FG% 5-16 31.3% |
| 3PT% 2-5 40.0% |
| FT% 2-6 33.3% |
| GM FG% 16-55 29.1% |
| 3PT% 6-24 25.0% |
| FT% 9-19 47.4% |

Dead Ball Rebounds: 4, 0

| | MSM | SPU |
|------------------|--------------|--------------|
| Biggest lead | 7 (3rd 1:35) | 4 (1st 7:03) |
| Best Scoring Run | 9 (2nd 1:16) | 8 (4th 2:25) |
| Lead Changes | 11 | |
| Times Tied | 5 | |
| Time with Lead | 21:55 | 15:43 |

| Points from | MSM | SPU | Period by Period Scoring | | | | | |
|---------------|-----|-----|--------------------------|-----|-----|-----|-----|-----|
| Turnovers | 12 | 18 | | 1st | 2nd | 3rd | 4th | TOT |
| Paint | 20 | 16 | MSM | 16 | 10 | 16 | 10 | 52 |
| Second Chance | 11 | 4 | | | | | | |
| Fast Breaks | 6 | 6 | SPU | 13 | 9 | 13 | 14 | 49 |
| Bench | 15 | 19 | | | | | | |

GAME 18 (NIAGARA)



Official Basketball Box Score - Final
Niagara at Mount St. Mary's
01/27/24 Knott Arena, Ennsburg
2023-24 Women's Basketball

Game Time: 2:00 PM
Game Duration: 1:55
Attendance: 1,284

Officials: Anthony Reddin, Lynda Kashouh, Alex Leap

Niagara - 80

Record: 9-11 (6-4)

| NO. Name | Min | FG M-A | 3P M-A | FT M-A | Rebounds OR DR TOT | Fouls PF FD | TP | AS | TO | ST | Blocks BS BA | +/- |
|----------------------|---------|--------|--------|--------|--------------------|-------------|----|----|----|----|--------------|-----|
| 10 Amelia Strong | F 24:49 | 6-14 | 0-0 | 3-6 | 5 2 7 | 2 3 | 15 | 2 | 4 | 5 | 0 2 | 19 |
| 11 Angel Parker | G 26:30 | 2-10 | 0-1 | 0-0 | 0 2 2 | 3 6 | 4 | 1 | 3 | 1 | 0 1 | 6 |
| 13 Destiny Strother | G 17:29 | 2-5 | 0-3 | 0-0 | 0 2 2 | 1 0 | 4 | 1 | 1 | 0 | 0 0 | 8 |
| 20 Marie Dickerson | G 23:32 | 1-2 | 0-1 | 2-2 | 0 2 2 | 2 2 | 4 | 2 | 4 | 2 | 0 0 | 26 |
| 21 Lore Porter | G 14:17 | 3-5 | 2-3 | 0-0 | 0 3 3 | 4 0 | 8 | 2 | 2 | 0 | 0 0 | 4 |
| 4 Ary Hicks | 18:04 | 1-4 | 0-1 | 2-2 | 0 2 2 | 2 1 | 4 | 2 | 1 | 2 | 0 0 | -6 |
| 15 Kylie Buckley | 03:36 | 1-1 | 0-0 | 0-0 | 0 1 1 | 0 0 | 2 | 0 | 0 | 0 | 0 0 | 1 |
| 25 Saige Glover | 19:39 | 4-7 | 0-0 | 2-4 | 6 2 8 | 1 4 | 10 | 1 | 1 | 0 | 0 0 | -7 |
| 1 Shelby Fiddler | 06:07 | 0-1 | 0-1 | 0-0 | 0 0 0 | 0 0 | 0 | 0 | 0 | 0 | 0 0 | 5 |
| 0 Chardonnay Hartley | 18:54 | 1-8 | 0-2 | 3-4 | 0 2 2 | 1 4 | 5 | 6 | 0 | 1 | 0 0 | 13 |
| 5 Aaliyah Parker | 21:33 | 7-13 | 0-1 | 3-5 | 4 5 9 | 2 3 | 17 | 3 | 2 | 7 | 0 0 | 15 |
| 14 Alyssa Rossignol | 05:30 | 3-5 | 0-0 | 1-2 | 0 0 0 | 1 1 | 7 | 0 | 0 | 0 | 0 0 | 1 |
| Team | | | | | 2 0 2 | 0 0 | 0 | 0 | 0 | 0 | 0 0 | |
| Totals | | 31-75 | 2-13 | 16-25 | 17 23 40 | 19 24 | 80 | 20 | 18 | 19 | 0 3 | 17 |

Technical Fouls: NONE

| Shooting By Period |
|--------------------|
| 1st FG% 9-18 50.0% |
| 3PT% 1-4 25.0% |
| FT% 3-4 75% |
| 2nd FG% 9-17 52.9% |
| 3PT% 1-5 20.0% |
| FT% 0-2 0% |
| 3rd FG% 5-21 23.8% |
| 3PT% 0-2 0% |
| FT% 3-4 75% |
| 4th FG% 8-19 42.1% |
| 3PT% 0-2 0% |
| FT% 10-15 66.7% |
| GM FG% 31-75 41.3% |
| 3PT% 2-13 15.4% |
| FT% 16-25 64.0% |

Dead Ball Rebounds: 6, 0

Mount St. Mary's - 63

Record: 6-12 (3-6)

| NO. Name | Min | FG M-A | 3P M-A | FT M-A | Rebounds OR DR TOT | Fouls PF FD | TP | AS | TO | ST | Blocks BS BA | +/- |
|----------------------|---------|--------|--------|--------|--------------------|-------------|----|----|----|----|--------------|-----|
| 00 Isabella Hunt | F 33:19 | 5-7 | 0-0 | 1-1 | 0 8 8 | 2 3 | 11 | 3 | 5 | 2 | 0 0 | -17 |
| 20 Jaedyn Jamison | F 20:19 | 2-3 | 0-1 | 1-2 | 3 4 7 | 5 1 | 5 | 1 | 2 | 1 | 1 0 | 3 |
| 4 Jo Ratlo | G 26:52 | 2-8 | 0-4 | 1-2 | 1 5 6 | 2 2 | 5 | 1 | 4 | 3 | 0 1 | -18 |
| 11 Jada Lee | G 30:38 | 5-13 | 0-2 | 4-4 | 3 2 5 | 5 4 | 14 | 3 | 8 | 1 | 0 0 | -9 |
| 22 Jessica Tomasetti | G 33:36 | 3-8 | 0-1 | 2-4 | 1 2 3 | 1 3 | 8 | 5 | 5 | 1 | 0 0 | -14 |
| 2 Tessa Engelman | 07:19 | 0-2 | 0-0 | 2-2 | 0 0 0 | 2 1 | 2 | 0 | 0 | 0 | 0 0 | -3 |
| 6 Rosa Revueltas | 26:32 | 4-9 | 2-5 | 1-2 | 0 5 5 | 4 5 | 11 | 1 | 9 | 0 | 0 0 | 16 |
| 12 Giana Hoddinott | 21:26 | 3-6 | 1-3 | 0-0 | 2 0 2 | 3 0 | 7 | 2 | 1 | 1 | 0 0 | -11 |
| Team | | | | | 1 4 5 | 0 0 | 0 | 0 | 0 | 0 | 0 0 | |
| Totals | | 24-56 | 3-16 | 12-17 | 11 30 41 | 24 19 | 63 | 16 | 34 | 9 | 3 0 | -17 |

Technical Fouls: NONE

| Shooting By Period |
|--------------------|
| 1st FG% 5-15 33.3% |
| 3PT% 1-5 20.0% |
| FT% 0-0 0% |
| 2nd FG% 9-17 52.9% |
| 3PT% 1-5 20.0% |
| FT% 1-0 0% |
| 3rd FG% 6-14 42.9% |
| 3PT% 1-3 33.3% |
| FT% 8-13 61.5% |
| 4th FG% 4-10 40.0% |
| 3PT% 0-3 0% |
| FT% 4-4 100% |
| GM FG% 24-56 42.9% |
| 3PT% 3-16 18.8% |
| FT% 12-17 70.6% |

Dead Ball Rebounds: 3, 0

| | NIA | MOUNT |
|------------------|---------------|--------------|
| Biggest lead | 17 (4th 0:05) | 2 (1st 8:25) |
| Best Scoring Run | 12 (2nd 9:07) | 9 (3rd 6:26) |
| Lead Changes | 4 | |
| Times Tied | 2 | |
| Time with Lead | 37:37 | 01:02 |

| Points from | NIA | MOUNT |
|---------------|-----|-------|
| Turnovers | 37 | 13 |
| Paint | 50 | 38 |
| Second Chance | 14 | 11 |
| Fast Breaks | 17 | 4 |
| Bench | 45 | 20 |

| Period by Period Scoring | | | | | |
|--------------------------|-----|-----|-----|-----|-----|
| | 1st | 2nd | 3rd | 4th | TOT |
| NIA | 22 | 19 | 13 | 26 | 80 |
| MOUNT | 11 | 19 | 21 | 12 | 63 |

GAME 19 (IONA)



Official Basketball Box Score - Final
Iona at Mount St. Mary's
02/01/24 Knott Arena, Ennsburg
2023-24 Women's Basketball

Game Time: 7:00 PM
Game Duration: 1:50
Attendance: 304

Officials: Shawn Goode, David Troyan, Kara Hunter

Iona - 48

Record: 7-12 (2-8)

| NO. Name | Min | FG M-A | 3P M-A | FT M-A | Rebounds OR DR TOT | Fouls PF FD | TP | AS | TO | ST | Blocks BS BA | +/- |
|----------------------|---------|--------|--------|--------|--------------------|-------------|----|----|----|----|--------------|-----|
| 5 Petra Oborlova | F 19:05 | 1-2 | 0-1 | 0-0 | 1 4 5 | 0 0 | 2 | 0 | 1 | 1 | 0 0 | -9 |
| 41 Sierra DeAngelo | F 38:26 | 6-17 | 1-2 | 2-2 | 3 6 9 | 1 1 | 15 | 2 | 3 | 0 | 1 2 | -9 |
| 1 Natalia Otkhmezuri | G 32:55 | 4-13 | 2-6 | 2-2 | 4 6 3 | 3 2 | 12 | 2 | 1 | 0 | 0 1 | -7 |
| 4 Ale Civera | G 06:32 | 0-0 | 0-0 | 0-0 | 0 1 1 | 0 0 | 0 | 1 | 2 | 2 | 0 0 | -8 |
| 6 Judith Gomez | G 32:22 | 2-6 | 1-5 | 2-2 | 1 2 3 | 3 2 | 7 | 1 | 2 | 0 | 0 0 | -5 |
| 35 Noa Givon | 22:08 | 2-6 | 0-3 | 0-1 | 0 1 1 | 0 2 | 4 | 1 | 2 | 1 | 0 1 | 0 |
| 10 Ella Fajardo | 23:38 | 1-4 | 0-2 | 0-0 | 0 2 2 | 3 1 | 2 | 0 | 4 | 1 | 0 0 | 2 |
| 30 Zoey Ward | 22:14 | 2-5 | 0-1 | 2-4 | 3 3 6 | 3 2 | 6 | 1 | 3 | 1 | 0 0 | 4 |
| 21 Amaya Evans | 02:40 | 0-2 | 0-0 | 0-0 | 0 0 0 | 1 0 | 0 | 0 | 0 | 0 | 0 0 | -3 |
| Team | | | | | 5 2 7 | 0 0 | 0 | 0 | 0 | 0 | 0 0 | |
| Totals | | 18-55 | 4-20 | 8-11 | 15 25 40 | 14 10 | 48 | 8 | 18 | 6 | 2 4 | -7 |

Technical Fouls: NONE

| Shooting By Period |
|--------------------|
| 1st FG% 5-15 33.3% |
| 3PT% 0-0 0% |
| FT% 0-0 0% |
| 2nd FG% 7-15 46.7% |
| 3PT% 2-4 50.0% |
| FT% 2-2 100% |
| 3rd FG% 2-14 14.3% |
| 3PT% 1-6 16.7% |
| FT% 5-6 83.3% |
| 4th FG% 4-11 36.4% |
| 3PT% 1-4 25.0% |
| FT% 1-2 50% |
| GM FG% 18-55 32.7% |
| 3PT% 4-20 20.0% |
| FT% 8-11 72.7% |

Dead Ball Rebounds: 2, 0

Mount St. Mary's - 55

Record: 7-12 (4-6)

| NO. Name | Min | FG M-A | 3P M-A | FT M-A | Rebounds OR DR TOT | Fouls PF FD | TP | AS | TO | ST | Blocks BS BA | +/- |
|-----------------------|---------|-----------|-----------|-----------|-----------------------|----------------|----|----|----|----|-----------------|-----|
| 00 Isabella Hunt | F 33:53 | 7-10 | 0-0 | 2-3 | 1 6 7 | 3 6 | 16 | 0 | 4 | 3 | 0 1 | 5 |
| 20 Jaedyn Jamison | F 25:30 | 0-4 | 0-3 | 0-0 | 0 3 3 | 1 1 | 0 | 1 | 1 | 1 | 2 0 | 2 |
| 4 Jo Ratlo | G 37:44 | 6-16 | 5-11 | 1-2 | 0 0 0 | 1 1 | 18 | 0 | 1 | 1 | 0 0 | 11 |
| 11 Jada Lee | G 34:13 | 3-6 | 0-1 | 2-4 | 0 5 5 | 2 4 | 8 | 7 | 3 | 2 | 1 0 | 15 |
| 22 Jessica Tomasetti | G 37:26 | 5-12 | 0-2 | 1-2 | 1 0 1 | 1 2 | 11 | 1 | 1 | 2 | 0 0 | 9 |
| 6 Rosa Revueltas | 09:10 | 0-1 | 0-1 | 0-0 | 0 1 1 | 1 0 | 0 | 0 | 2 | 0 | 0 0 | 5 |
| 12 Giana Hoddinott | 16:11 | 1-3 | 0-2 | 0-0 | 2 1 3 | 1 0 | 2 | 0 | 1 | 1 | 0 1 | -14 |
| 2 Tessa Engelman | 05:52 | 0-0 | 0-0 | 0-0 | 0 0 0 | 0 0 | 0 | 1 | 0 | 0 | 0 0 | 2 |
| Team | | | | | 3 7 10 | 0 0 | 0 | 0 | 0 | 0 | 0 0 | |
| Totals | | 22-52 | 5-20 | 6-11 | 7 23 30 | 10 14 | 55 | 10 | 13 | 10 | 4 2 | 7 |
| Technical Fouls: NONE | | | | | | | | | | | | |



2023-24 MOUNT ST. MARY'S WOMEN'S BASKETBALL

2023-2024 BOX SCORES

GAME 25 (MARIST)



Official Basketball Box Score - Final
Mount St. Mary's at Marist
02/24/24 McCann Arena, Poughkeepsie
2023-24 Women's Basketball

Game Time: 7:00 PM
Game Duration: 1:55
Attendance: 710

Officials:

Mount St. Mary's - 72

Record: 11-14 (8-8)

| NO. Name | Min | FG M-A | 3P M-A | FT M-A | Rebounds OR DR TOT | Fouls PF FD | TP | AS | TO | ST | Blocks BS BA | +/- |
|----------------------|---------|-----------|-----------|-----------|-----------------------|----------------|----|----|----|----|-----------------|-----|
| 00 Isabella Hunt | F 27:47 | 5-9 | 0-0 | 1-3 | 3 5 8 | 2 2 | 11 | 1 | 1 | 0 | 0 | 15 |
| 20 Jaedyn Jamison | F 23:46 | 1-1 | 0-0 | 0-0 | 1 5 6 | 2 0 | 2 | 1 | 1 | 0 | 0 | 4 |
| 4 Jo Rallo | G 27:05 | 6-19 | 2-10 | 0-0 | 1 5 6 | 1 0 | 14 | 3 | 4 | 1 | 4 | 0 |
| 11 Jada Lee | G 36:13 | 5-8 | 2-2 | 3-3 | 1 7 8 | 1 4 | 15 | 4 | 1 | 2 | 0 | 20 |
| 22 Jessica Tomasetti | G 29:22 | 6-14 | 3-4 | 1-2 | 0 2 2 | 1 2 | 16 | 1 | 2 | 3 | 0 | 1 |
| 2 Tessa Engelman | 17:49 | 3-4 | 0-0 | 2-4 | 3 2 5 | 4 3 | 8 | 0 | 1 | 0 | 1 | 10 |
| 12 Giana Hoddinott | 21:30 | 1-5 | 0-2 | 0-0 | 2 1 3 | 3 0 | 2 | 4 | 1 | 0 | 0 | 2 |
| 6 Rosa Revueltas | 13:16 | 2-6 | 0-3 | 0-0 | 0 0 0 | 3 0 | 4 | 1 | 2 | 1 | 1 | 0 |
| 3 Maddie Novak | 01:36 | 0-0 | 0-0 | 0-0 | 0 1 1 | 1 0 | 0 | 0 | 0 | 0 | 0 | 0 |
| 33 McKenzie Matheny | 01:36 | 0-0 | 0-0 | 0-0 | 0 0 0 | 0 0 | 0 | 0 | 0 | 0 | 0 | 0 |
| Team | | | | | 3 6 9 | 0 | 0 | | | | | |
| Totals | | 29-66 | 7-21 | 7-12 | 14 34 48 | 18 11 | 72 | 15 | 13 | 8 | 6 | 4 |

Technical Fouls: NONE

Shooting By Period

1st FG% 7-18 38.9%

3PT% 3-7 42.9%

FT% 1-1 100%

2nd FG% 8-17 47.1%

3PT% 3-9 33.3%

FT% 0-0 0%

3rd FG% 8-13 61.5%

3PT% 1-2 50.0%

FT% 6-11 54.5%

4th FG% 6-18 33.3%

3PT% 0-3 0.0%

FT% 7-12 58.3%

GM FG% 29-66 43.9%

3PT% 7-21 33.3%

FT% 7-12 58.3%

Dead Ball Rebounds: 2, 0

Marist - 57

Record: 5-20 (3-13)

| NO. Name | Min | FG M-A | 3P M-A | FT M-A | Rebounds OR DR TOT | Fouls PF FD | TP | AS | TO | ST | Blocks BS BA | +/- |
|----------------------|---------|-----------|-----------|-----------|-----------------------|----------------|----|----|----|----|-----------------|-----|
| 20 Zaria Shazer | F 32:26 | 6-14 | 0-0 | 1-2 | 1 9 10 | 2 1 | 13 | 2 | 4 | 2 | 1 | -22 |
| 31 Morgan Lee | C 22:04 | 2-7 | 1-5 | 2-3 | 0 5 5 | 1 3 | 7 | 0 | 1 | 0 | 0 | -12 |
| 3 Kiara Fisher | G 23:00 | 1-6 | 0-0 | 1-1 | 0 2 2 | 1 3 | 3 | 5 | 2 | 0 | 0 | -24 |
| 23 Lexie Tarul | G 18:29 | 1-4 | 0-2 | 0-0 | 0 0 0 | 2 1 | 2 | 0 | 1 | 0 | 0 | -24 |
| 25 Katie Cunningham | G 15:42 | 0-2 | 0-0 | 0-0 | 1 0 1 | 0 1 | 0 | 1 | 0 | 0 | 0 | -23 |
| 22 Jackie Piddock | 29:44 | 4-7 | 2-4 | 1-2 | 0 3 3 | 0 5 | 11 | 3 | 2 | 0 | 0 | 1 |
| 22 Clara Croker | 22:38 | 4-12 | 0-0 | 0-0 | 0 1 1 | 3 1 | 8 | 2 | 0 | 2 | 1 | 2 |
| 5 Julia Corsentino | 20:40 | 3-6 | 2-4 | 1-2 | 0 3 3 | 1 1 | 9 | 0 | 1 | 1 | 0 | 14 |
| 30 Morgan Tompkins | 10:57 | 0-2 | 0-0 | 0-0 | 1 2 3 | 1 1 | 0 | 0 | 2 | 1 | 2 | 1 |
| 0 Amanda Zeno | 00:52 | 0-0 | 0-0 | 0-0 | 0 0 0 | 0 0 | 0 | 0 | 0 | 0 | 0 | 2 |
| 11 Jayne Whitman | 00:52 | 0-0 | 0-0 | 0-0 | 0 0 0 | 0 0 | 0 | 0 | 0 | 0 | 0 | 2 |
| 14 Erin Fox | 00:52 | 0-0 | 0-0 | 0-0 | 0 0 0 | 0 0 | 0 | 1 | 0 | 0 | 0 | 2 |
| 21 Samantha Chadwick | 00:52 | 0-0 | 2-2 | 0-0 | 0 0 0 | 0 1 | 2 | 0 | 0 | 0 | 0 | 2 |
| 42 McKenna Rife | 00:52 | 1-1 | 0-0 | 0-0 | 0 1 1 | 0 0 | 2 | 0 | 0 | 0 | 0 | 2 |
| Team | | | | | 4 0 4 | 0 | 0 | | | | | |
| Totals | | 22-61 | 5-15 | 8-12 | 7 26 33 | 11 18 | 57 | 14 | 13 | 6 | 4 | -15 |

Technical Fouls: NONE

| | MSM | MAR | | | | | | | |
|------------------|---------------------------|---------------------------|--------------------------|-----|-----|-----|-----|----|--|
| Biggest lead | 28 (4 th 8:37) | 0 (1 st 10:00) | | | | | | | |
| Best Scoring Run | 9 (2 nd 1:01) | 9 (4 th 3:10) | | | | | | | |
| Lead Changes | 0 | | | | | | | | |
| Times Tied | 3 | | | | | | | | |
| Time with Lead | 38:12 | 00:00 | | | | | | | |
| Points from | MSM | MAR | Period by Period Scoring | | | | | | |
| Turnovers | 13 | 15 | | | | | | | |
| Paint | 32 | 18 | | | | | | | |
| Second Chance | 7 | 6 | | | | | | | |
| Fast Breaks | 2 | 2 | | | | | | | |
| Bench | 14 | 32 | | | | | | | |
| | | | 1st | 2nd | 3rd | 4th | TOT | | |
| | | | MSM | 18 | 19 | 23 | 12 | 72 | |
| | | | MAR | 18 | 5 | 11 | 23 | 57 | |

GAME 26 (IONA)



Official Basketball Box Score - Final
Mount St. Mary's at Iona
02/24/24 Hynes Athletics Center, New Rochelle
2023-24 Women's Basketball

Game Time: 1:00 PM
Game Duration: 1:52
Attendance: 590

Officials: Kevin Sparrock, Zoe Young, Michael DeCoudo

Mount St. Mary's - 56

Record: 11-15 (8-9)

| NO. Name | Min | FG M-A | 3P M-A | FT M-A | Rebounds OR DR TOT | Fouls PF FD | TP | AS | TO | ST | Blocks BS BA | +/- |
|----------------------|---------|-----------|-----------|-----------|-----------------------|----------------|----|----|----|----|-----------------|-----|
| 00 Isabella Hunt | F 22:13 | 2-5 | 0-0 | 4-4 | 1 4 5 | 4 2 | 8 | 2 | 1 | 1 | 0 | -3 |
| 20 Jaedyn Jamison | F 22:15 | 2-2 | 0-0 | 0-0 | 1 1 2 | 1 0 | 4 | 1 | 0 | 1 | 0 | -6 |
| 4 Jo Rallo | G 40:00 | 5-13 | 1-5 | 3-6 | 2 6 8 | 2 3 | 14 | 2 | 3 | 1 | 1 | -6 |
| 11 Jada Lee | G 31:13 | 2-13 | 0-3 | 4-5 | 1 2 3 | 5 3 | 8 | 2 | 4 | 3 | 1 | 7 |
| 22 Jessica Tomasetti | G 35:17 | 8-19 | 2-3 | 0-0 | 3 3 6 | 0 1 | 18 | 1 | 2 | 1 | 0 | -7 |
| 2 Tessa Engelman | 21:59 | 1-6 | 0-0 | 0-0 | 2 2 4 | 2 1 | 2 | 0 | 0 | 0 | 1 | -3 |
| 6 Rosa Revueltas | 04:53 | 0-1 | 0-0 | 0-0 | 0 0 0 | 3 0 | 0 | 0 | 0 | 0 | 0 | -2 |
| 12 Giana Hoddinott | 22:10 | 1-2 | 0-0 | 0-1 | 1 1 2 | 1 1 | 2 | 1 | 1 | 1 | 0 | -10 |
| Team | | | | | 3 2 5 | 0 | 1 | | | | | |
| Totals | | 21-61 | 3-11 | 11-16 | 14 21 35 | 18 11 | 56 | 9 | 12 | 8 | 2 | -6 |

Technical Fouls: Hunt 3rd 5:25

Iona - 62

Record: 10-15 (5-11)

| NO. Name | Min | FG M-A | 3P M-A | FT M-A | Rebounds OR DR TOT | Fouls PF FD | TP | AS | TO | ST | Blocks BS BA | +/- |
|---------------------|---------|-----------|-----------|-----------|-----------------------|----------------|----|----|----|----|-----------------|-----|
| 5 Petra Oborilova | F 29:41 | 4-6 | 3-5 | 0-0 | 3 2 5 | 2 0 | 11 | 0 | 1 | 0 | 2 | -1 |
| 41 Sierra DeAngelis | F 34:17 | 5-11 | 1-2 | 2-3 | 2 8 10 | 0 7 | 13 | 1 | 2 | 0 | 0 | 3 |
| 1 Natalia Okhmezuri | G 29:12 | 5-10 | 3-4 | 6-6 | 1 2 3 | 1 5 | 19 | 1 | 4 | 1 | 0 | -2 |
| 6 Judith Gomez | G 30:50 | 1-2 | 0-1 | 0-0 | 0 5 5 | 1 0 | 2 | 0 | 1 | 1 | 0 | 0 |
| 10 Ella Fajardo | G 30:07 | 2-7 | 0-2 | 4-4 | 0 2 2 | 4 2 | 8 | 6 | 2 | 0 | 0 | 18 |
| 21 Amaya Evans | 09:53 | 1-6 | 1-2 | 0-0 | 0 1 1 | 0 0 | 3 | 0 | 1 | 0 | 0 | -12 |
| 35 Noa Givon | 19:58 | 1-5 | 0-1 | 2-4 | 1 4 5 | 1 3 | 4 | 1 | 1 | 1 | 0 | 13 |
| 30 Zoey Ward | 16:02 | 1-2 | 0-0 | 0-0 | 1 1 2 | 2 0 | 2 | 2 | 1 | 1 | 1 | 0 |
| Team | | | | | 2 5 7 | 0 | 1 | | | | | |
| Totals | | 20-49 | 8-17 | 14-17 | 10 30 40 | 11 17 | 62 | 11 | 18 | 6 | 3 | 2 |

Technical Fouls: NONE

| | MSM | IONA |
|------------------|---------------------------|---------------------------|
| Biggest lead | 5 (4 th 7:45) | 10 (2 nd 5:48) |
| Best Scoring Run | 10 (4 th 7:45) | 9 (2 nd 8:00) |
| Lead Changes | 5 | |
| Times Tied | 5 | |
| Time with Lead | 03:37 | 33:07 |

| Points from | MSM | IONA |
|---------------|-----|------|
| Turnovers | 14 | 11 |
| Paint | 32 | 20 |
| Second Chance | 16 | 10 |
| Fast Breaks | 8 | 0 |
| Bench | 4 | 9 |

| Period by Period Scoring | 1st | 2nd | 3rd | 4th | TOT |
|--------------------------|-----|-----|-----|-----|-----|
| MSM | 11 | 13 | 18 | 14 | 56 |
| IONA | 11 | 18 | 16 | 17 | 62 |

GAME 27 (MANHATTAN)



Official Basketball Box Score - Final
Manhattan at Mount St. Mary's
02/29/24 Knott Arena, Emmausburg
2023-24 Women's Basketball

Game Time: 7:00 PM
Game Duration: 1:48
Attendance: 532

Officials: Anthony Reddin, Brianna Robinson, Persio Reyes

Manhattan - 43

Record: 17-9 (10-7)

| NO. Name | Min | FG M-A | 3P M-A | FT M-A | Rebounds OR DR TOT | Fouls PF FD | TP | AS | TO | ST | Blocks BS BA | +/- |
|---------------------------|---------|-----------|-----------|-----------|-----------------------|----------------|----|----|----|----|-----------------|-----|
| 20 Jade Blagrove | F 30:24 | 1-6 | 0-2 | 0-0 | 1 2 3 | 3 0 | 2 | 2 | 4 | 1 | 1 | -10 |
| 25 Petra Juric | F 37:26 | 5-13 | 0-1 | 4-4 | 4 4 8 | 2 5 | 14 | 1 | 3 | 0 | 0 | -14 |
| 2 Anne Bair | G 35:57 | 1-5 | 1-4 | 0-0 | 0 6 6 | 2 3 | 3 | 4 | 3 | 1 | 0 | -17 |
| 21 Niltzan Amar | G 25:11 | 1-2 | 1-2 | 0-0 | 0 1 1 | 2 0 | 3 | 1 | 0 | 0 | 0 | -10 |
| 23 Ines Gimenez Monserrat | G 34:37 | 5-8 | 2-5 | 0-0 | 0 1 1 | 3 0 | 12 | 2 | 2 | 0 | 1 | -16 |
| 12 Leyla Ozturk | 23:51 | 4-8 | 0-0 | 0-0 | 3 5 8 | 3 2 | 8 | 1 | 1 | 0 | 1 | -7 |
| 5 Jayla James | 07:15 | 0-1 | 0-1 | 0-0 | 0 1 1 | 1 0 | 0 | 0 | 1 | 0 | 0 | 2 |
| 4 Tegan Young | 05:20 | 0-3 | 0-2 | 1-2 | 0 0 0 | 0 1 | 1 | 0 | 0 | 1 | 0 | -3 |
| Team | | | | | 1 1 2 | 0 | 0 | | | | | |
| Totals | | 17-46 | 4-17 | 5-6 | 9 21 30 | 16 11 | 43 | 11 | 14 | 3 | 3 | -15 |

Technical Fouls: NONE

Shooting By Period

1st FG% 6-13 46.2%

3PT% 2-5 40.0%

FT% 1-2 50%

2nd FG% 5-11 45.5%

3PT% 1-6 16.7%

FT% 0-0 0%

3rd FG% 5-12 41.7%

3PT% 1-4 25.0%

FT% 2-2 100%

4th FG% 1-10 10.0%

3PT% 0-2 0.0%

FT% 2-2 100%

GM FG% 17-46 37.0%

3PT% 4-17 23.5%

FT% 5-6 83.3%

Dead Ball Rebounds: 3, 0

Mount St. Mary's - 58

Record: 12-15 (8-9)

| NO. Name | Min | FG M-A | 3P M-A | FT M-A | Rebounds OR DR TOT | Fouls PF FD | TP | AS | TO | ST | Blocks BS BA | +/- |
|----------------------|---------|-----------|-----------|-----------|-----------------------|----------------|----|----|----|----|-----------------|-----|
| 00 Isabella Hunt | F 39:00 | 5-12 | 0-0 | 0-0 | 5 7 12 | 2 1 | 10 | 1 | 0 | 4 | 0 | 9 |
| 20 Jaedyn Jamison | F 14:03 | 0-2 | 0-0 | 0-0 | 1 1 2 | 2 1 | 0 | 1 | 1 | 1 | 0 | 3 |
| 4 Jo Rallo | G 33:21 | 3-13 | 2-6 | 0-0 | 0 1 1 | 1 2 | 8 | 1 | 2 | 1 | 1 | 0 |
| 11 Jada Lee | G 32:23 | 5-13 | 0-1 | 4-4 | 2 4 6 | 2 7 | 14 | 3 | 3 | 2 | 0 | 20 |
| 22 Jessica Tomasetti | G 34:04 | 8-13 | 2-3 | 0-0 | 1 1 2 | 1 0 | 18 | 2 | 0 | 1 | 1 | 13 |
| 2 Tessa Engelman | 20:56 | 0-0 | 0-0 | 0-0 | 1 2 3 | 2 1 | 0 | 1 | 1 | 0 | 0 | 11 |
| 12 Giana Hoddinott | 14:32 | 3-6 | 0-1 | 0-1 | 0 1 1 | 0 1 | 6 | 1 | 0 | 0 | 0 | -1 |
| 6 Rosa Revueltas | 06:39 | 0-0 | 0-0 | 0-0 | 0 0 0 | 0 2 | 0 | 0 | 0 | 1 | 0 | 0 |
| 33 McKenzie Matheny | 05:01 | 1-1 | 0-0 | 0-2 | 1 0 1 | 1 1 | 2 | 0 | 0 | 1 | 0 | 5 |
| Team | | | | | 4 1 5 | 0 | 2 | | | | | |
| Totals | | 25-60 | 4-11 | 4-7 | 15 18 33 | 11 16 | 58 | 10 | 8 | 11 | 2 | 3 |

Technical Fouls: NONE

Shooting By Period

1st FG% 5-17 29.4%

3PT% 0-2 0.0%

FT% 1-1 100%

2nd FG% 5-14 35.7%

3PT% 0-1 0.0%

FT% 0-0 0%

3rd FG% 9-17 52.9%



2023-2024 CONFERENCE STATS

2023-24 Mount St. Mary's Women's Basketball
Combined Team Statistics
In Conference gamesPage 1/1
as of Mar 01, 2024

Game Records

| Record | Overall | Home | Away | Neutral |
|----------------|---------|------|------|---------|
| ALL GAMES | 9-9 | 5-4 | 4-5 | 0-0 |
| CONFERENCE | 9-9 | 5-4 | 4-5 | 0-0 |
| NON-CONFERENCE | 0-0 | 0-0 | 0-0 | 0-0 |

Score by Periods

| Team | 1st | 2nd | 3rd | 4th | OT | TOT |
|------------------|-----|-----|-----|-----|----|------|
| Mount St. Mary's | 270 | 236 | 283 | 243 | 0 | 1032 |
| Opponents | 233 | 238 | 252 | 293 | 0 | 1016 |

Team Box Score

| No. | Player | | | | Total | | 3-Point | | F-Throw | | Rebounds | | | | | | | | | | | | |
|-----------|--------------------|-------|--------|------|----------|-------|----------|------|---------|------|----------|-----|-----|------|-----|----|-----|-----|-----|-----|------|------|--|
| | | GP-GS | MIN | AVG | FG-FGA | FG% | 3FG-3FGA | 3FG% | FT-FTA | FT% | OFF | DEF | TOT | AVG | PF | DQ | A | TO | BLK | STL | PTS | AVG | |
| 22 | TOMASETTI, Jessica | 18-18 | 624:16 | 34.7 | 99-248 | .399 | 22-69 | .319 | 32-43 | .744 | 19 | 44 | 63 | 3.5 | 24 | 0 | 36 | 42 | 3 | 24 | 252 | 14.0 | |
| 4 | RAFLO, Jo | 18-18 | 581:15 | 32.3 | 85-241 | .353 | 40-114 | .351 | 19-31 | .613 | 7 | 66 | 73 | 4.1 | 33 | 0 | 28 | 33 | 21 | 21 | 229 | 12.7 | |
| 11 | LEE, Jada | 18-18 | 566:14 | 31.5 | 69-184 | .375 | 11-50 | .220 | 39-48 | .813 | 23 | 58 | 81 | 4.5 | 44 | 2 | 49 | 51 | 4 | 40 | 188 | 10.4 | |
| 00 | HUNT, Isabella | 18-18 | 557:35 | 31.0 | 72-148 | .486 | 0-2 | .000 | 28-38 | .737 | 39 | 108 | 147 | 8.2 | 60 | 2 | 44 | 42 | 4 | 36 | 172 | 9.6 | |
| 6 | REVUELTAS, Rosa | 16-0 | 183:52 | 11.5 | 19-53 | .358 | 9-28 | .321 | 5-8 | .625 | 2 | 14 | 16 | 1.0 | 21 | 0 | 6 | 28 | 1 | 8 | 52 | 3.3 | |
| 12 | HODDINOTT, Giana | 17-0 | 331:44 | 19.5 | 17-54 | .315 | 2-17 | .118 | 5-11 | .455 | 19 | 21 | 40 | 2.4 | 23 | 0 | 33 | 15 | 3 | 19 | 41 | 2.4 | |
| 50 | CHRIST, Jackie | 5-2 | 48:14 | 9.6 | 6-7 | .857 | 0-0 | .000 | 0-0 | .000 | 2 | 4 | 6 | 1.2 | 9 | 0 | 0 | 7 | 0 | 0 | 12 | 2.4 | |
| 20 | JAMISON, Jaedyn | 18-16 | 379:03 | 21.1 | 18-50 | .360 | 2-15 | .133 | 3-10 | .300 | 18 | 50 | 68 | 3.8 | 27 | 1 | 12 | 19 | 14 | 13 | 41 | 2.3 | |
| 13 | WALKER, Aniya | 1-0 | 01:04 | 1.1 | 1-1 | 1.000 | 0-0 | .000 | 0-1 | .000 | 0 | 0 | 0 | 0.0 | 0 | 0 | 0 | 0 | 0 | 0 | 2 | 2.0 | |
| 2 | ENGELMAN, Tessa | 14-0 | 190:28 | 13.6 | 10-28 | .357 | 0-2 | .000 | 5-7 | .714 | 13 | 16 | 29 | 2.1 | 30 | 1 | 5 | 10 | 9 | 4 | 25 | 1.8 | |
| 1 | CARTER, KC | 3-0 | 23:09 | 7.7 | 1-6 | .167 | 0-5 | .000 | 2-4 | .500 | 0 | 2 | 2 | 0.7 | 3 | 0 | 0 | 2 | 1 | 0 | 4 | 1.3 | |
| 3 | NOVAK, Maddie | 8-0 | 65:17 | 8.2 | 3-16 | .188 | 0-11 | .000 | 4-9 | .444 | 3 | 7 | 10 | 1.3 | 12 | 0 | 1 | 4 | 0 | 1 | 10 | 1.3 | |
| 33 | MATHENY, McKenzie | 8-0 | 47:50 | 6.0 | 2-6 | .333 | 0-0 | .000 | 0-2 | .000 | 2 | 7 | 9 | 1.1 | 7 | 0 | 1 | 4 | 1 | 2 | 4 | 0.5 | |
| Team | | | | | | | | | | | 36 | 43 | 79 | | | | | 11 | | | | | |
| Total | | 18 | 3600 | | 402-1042 | .386 | 86-313 | .275 | 142-212 | .670 | 183 | 440 | 623 | 34.6 | 293 | 6 | 215 | 268 | 61 | 168 | 1032 | 57.3 | |
| Opponents | | 18 | 3600 | | 375-985 | .381 | 102-353 | .289 | 164-238 | .689 | 193 | 480 | 673 | 37.4 | 258 | 3 | 224 | 314 | 34 | 124 | 1016 | 56.4 | |

Team Statistics

| | MSM | OPP |
|------------------------|----------|---------|
| Scoring | 1032 | 1016 |
| Points per game | 57.3 | 56.4 |
| Scoring margin | +0.9 | - |
| Field goals-att | 402-1042 | 375-985 |
| Field goal pct | .386 | .381 |
| 3 point fg-att | 86-313 | 102-353 |
| 3-point FG pct | .275 | .289 |
| 3-pt FG made per game | 4.8 | 5.7 |
| Free throws-att | 142-212 | 164-238 |
| Free throw pct | .670 | .689 |
| F-Throws made per game | 7.9 | 9.1 |
| Rebounds | 623 | 673 |
| Rebounds per game | 34.6 | 37.4 |
| Rebounding margin | -2.8 | - |
| Assists | 215 | 224 |
| Assists per game | 11.9 | 12.4 |
| Turnovers | 268 | 314 |
| Turnovers per game | 14.9 | 17.4 |
| Turnover margin | +2.6 | - |
| Assist/turnover ratio | 0.8 | 0.7 |
| Steals | 168 | 124 |
| Steals per game | 9.3 | 6.9 |
| Blocks | 61 | 34 |
| Blocks per game | 3.4 | 1.9 |
| Winning streak | 1 | - |
| Home win streak | 1 | - |
| Attendance | 4299 | 5874 |
| Home games-Avg/Game | 9-478 | 9-653 |
| Neutral site-Avg/Game | - | 0-0 |

Team Results

| Date | Opponent | | Score | Att. |
|------------|------------------|---|-------|------|
| 12/16/2023 | at Fairfield | L | 44-62 | 612 |
| 12/18/2023 | Siena | L | 55-61 | 227 |
| 01/04/2024 | at Canisius | L | 49-62 | 2196 |
| 01/06/2024 | at Niagara | L | 61-72 | 346 |
| 01/11/2024 | Quinnipiac | W | 56-50 | 285 |
| 01/18/2024 | Marist | L | 44-45 | 427 |
| 01/20/2024 | at Rider | W | 60-53 | 614 |
| 01/25/2024 | at Saint Peter's | W | 52-49 | 0 |
| 01/27/2024 | Niagara | L | 63-80 | 1284 |
| 02/01/2024 | Iona | W | 55-48 | 304 |
| 02/03/2024 | at Manhattan | L | 60-67 | 317 |
| 02/08/2024 | Rider | W | 64-43 | 367 |
| 02/10/2024 | Canisius | W | 70-56 | 482 |
| 02/15/2024 | at Quinnipiac | W | 54-45 | 389 |
| 02/17/2024 | Fairfield | L | 59-61 | 391 |
| 02/22/2024 | at Marist | W | 72-57 | 710 |
| 02/24/2024 | at Iona | L | 56-62 | 690 |
| 02/29/2024 | Manhattan | W | 58-43 | 532 |



2023-2024 SEASON STATS

2023-24 Mount St. Mary's Women's Basketball
Combined Team Statistics
All gamesPage 1/1
as of Mar 01, 2024

Game Records

| Record | Overall | Home | Away | Neutral |
|----------------|---------|------|------|---------|
| ALL GAMES | 12-15 | 6-6 | 6-9 | 0-0 |
| CONFERENCE | 9-9 | 5-4 | 4-5 | 0-0 |
| NON-CONFERENCE | 3-6 | 1-2 | 2-4 | 0-0 |

Score by Periods

| Team | 1st | 2nd | 3rd | 4th | OT | TOT |
|------------------|-----|-----|-----|-----|----|------|
| Mount St. Mary's | 381 | 322 | 394 | 351 | 14 | 1462 |
| Opponents | 390 | 357 | 396 | 428 | 6 | 1577 |

Team Box Score

| No. | Player | | | | Total | | 3-Point | | F-Throw | | Rebounds | | | | | | | | | | | | |
|-----------|--------------------|-------|--------|------|----------|------|----------|------|---------|------|----------|-----|------|------|-----|----|-----|-----|-----|-----|------|------|--|
| | | GP-GS | MIN | AVG | FG-FGA | FG% | 3FG-3FGA | 3FG% | FT-FTA | FT% | OFF | DEF | TOT | AVG | PF | DQ | A | TO | BLK | STL | PTS | AVG | |
| 22 | TOMASETTI, Jessica | 27-27 | 930:50 | 34.5 | 136-353 | .385 | 32-105 | .305 | 51-66 | .773 | 28 | 78 | 106 | 3.9 | 37 | 0 | 52 | 56 | 3 | 36 | 355 | 13.1 | |
| 4 | RAFLO, Jo | 27-27 | 870:22 | 32.2 | 119-356 | .334 | 59-175 | .337 | 33-49 | .673 | 7 | 83 | 90 | 3.3 | 47 | 0 | 38 | 45 | 23 | 32 | 330 | 12.2 | |
| 11 | LEE, Jada | 26-24 | 812:44 | 31.3 | 89-236 | .377 | 15-70 | .214 | 48-59 | .814 | 31 | 78 | 109 | 4.2 | 56 | 2 | 61 | 75 | 5 | 54 | 241 | 9.3 | |
| 00 | HUNT, Isabella | 27-27 | 825:47 | 30.6 | 92-203 | .453 | 1-10 | .100 | 44-59 | .746 | 51 | 162 | 213 | 7.9 | 80 | 2 | 68 | 69 | 6 | 43 | 229 | 8.5 | |
| 1 | CARTER, KC | 10-0 | 90:06 | 9.0 | 12-32 | .375 | 6-22 | .273 | 7-10 | .700 | 1 | 10 | 11 | 1.1 | 9 | 0 | 1 | 7 | 1 | 1 | 37 | 3.7 | |
| 6 | REVUELTAS, Rosa | 16-0 | 183:52 | 11.5 | 19-53 | .358 | 9-28 | .321 | 5-8 | .625 | 2 | 14 | 16 | 1.0 | 21 | 0 | 6 | 28 | 1 | 8 | 52 | 3.3 | |
| 50 | CHRIST, Jackie | 13-5 | 160:27 | 12.3 | 16-30 | .533 | 0-0 | .000 | 0-0 | .000 | 10 | 14 | 24 | 1.8 | 23 | 0 | 1 | 21 | 1 | 1 | 32 | 2.5 | |
| 12 | HODDINOTT, Giana | 23-0 | 367:22 | 16.0 | 20-61 | .328 | 5-21 | .238 | 7-13 | .538 | 19 | 25 | 44 | 1.9 | 26 | 0 | 35 | 20 | 3 | 21 | 52 | 2.3 | |
| 20 | JAMISON, Jaedyn | 27-19 | 539:54 | 20.0 | 23-67 | .343 | 4-26 | .154 | 4-12 | .333 | 18 | 63 | 81 | 3.0 | 41 | 1 | 17 | 26 | 19 | 18 | 54 | 2.0 | |
| 2 | ENGELMAN, Tessa | 23-3 | 339:04 | 14.7 | 16-57 | .281 | 2-17 | .118 | 7-13 | .538 | 16 | 29 | 45 | 2.0 | 44 | 1 | 11 | 23 | 14 | 12 | 41 | 1.8 | |
| 3 | NOVAK, Maddie | 17-3 | 181:49 | 10.7 | 8-55 | .145 | 3-41 | .073 | 8-17 | .471 | 5 | 23 | 28 | 1.6 | 31 | 0 | 2 | 13 | 1 | 2 | 27 | 1.6 | |
| 33 | MATHENY, McKenzie | 15-0 | 111:36 | 7.4 | 5-15 | .333 | 0-2 | .000 | 0-2 | .000 | 6 | 11 | 17 | 1.1 | 18 | 0 | 3 | 9 | 1 | 2 | 10 | 0.7 | |
| 13 | WALKER, Aniya | 4-0 | 11:06 | 2.8 | 1-3 | .333 | 0-1 | .000 | 0-1 | .000 | 0 | 3 | 3 | 0.8 | 2 | 0 | 0 | 4 | 0 | 0 | 2 | 0.5 | |
| Team | | | | | | | | | | | 49 | 57 | 106 | | | | | 18 | | | | | |
| Total | | 27 | 5425 | | 556-1521 | .366 | 136-518 | .263 | 214-309 | .693 | 243 | 650 | 893 | 33.1 | 435 | 6 | 295 | 414 | 78 | 230 | 1462 | 54.1 | |
| Opponents | | 27 | 5425 | | 576-1507 | .382 | 155-542 | .286 | 270-383 | .705 | 311 | 743 | 1054 | 39.0 | 379 | 6 | 330 | 449 | 60 | 191 | 1577 | 58.4 | |

Team Statistics

| | MSM | OPP |
|------------------------|----------|----------|
| Scoring | | |
| Points per game | 1462 | 1577 |
| Points per game | 54.1 | 58.4 |
| Scoring margin | -4.3 | - |
| Field goals-att | | |
| Field goal pct | 556-1521 | 576-1507 |
| Field goal pct | .366 | .382 |
| 3 point fg-att | | |
| 3-point FG pct | 136-518 | 155-542 |
| 3-point FG pct | .263 | .286 |
| 3-pt FG made per game | 5.0 | 5.7 |
| Free throws-att | | |
| Free throw pct | 214-309 | 270-383 |
| Free throw pct | .693 | .705 |
| F-Throws made per game | 7.9 | 10.0 |
| Rebounds | | |
| Rebounds per game | 893 | 1054 |
| Rebounds per game | 33.1 | 39.0 |
| Rebounding margin | -6.0 | - |
| Assists | | |
| Assists per game | 295 | 330 |
| Assists per game | 10.9 | 12.2 |
| Turnovers | | |
| Turnovers per game | 414 | 449 |
| Turnovers per game | 15.3 | 16.6 |
| Turnover margin | +1.3 | - |
| Assist/turnover ratio | 0.7 | 0.7 |
| Steals | | |
| Steals per game | 230 | 191 |
| Steals per game | 8.5 | 7.1 |
| Blocks | | |
| Blocks per game | 78 | 60 |
| Blocks per game | 2.9 | 2.2 |
| Winning streak | | |
| Winning streak | 1 | - |
| Home win streak | 1 | - |
| Attendance | | |
| Home games-Avg/Game | 6630 | 9755 |
| Home games-Avg/Game | 12-553 | 15-650 |
| Neutral site-Avg/Game | - | 0-0 |

Team Results

| Date | Opponent | Score | Att. |
|------------|--------------------|-------|-------|
| 11/09/2023 | at Howard | L | 39-58 |
| 11/15/2023 | at Navy | Wot | 67-59 |
| 11/18/2023 | Cornell | L | 47-52 |
| 11/22/2023 | at FDU | W | 64-50 |
| 11/29/2023 | at UMES | L | 52-69 |
| 12/02/2023 | at Loyola Maryland | L | 42-63 |
| 12/05/2023 | Bucknell | W | 55-46 |
| 12/09/2023 | George Mason | L | 30-77 |
| 12/16/2023 | at Fairfield | L | 44-62 |
| 12/18/2023 | Siena | L | 55-61 |
| 12/22/2023 | at TCU | L | 34-87 |
| 01/04/2024 | at Canisius | L | 49-62 |
| 01/06/2024 | at Niagara | L | 61-72 |
| 01/11/2024 | Quinnipiac | W | 56-50 |
| 01/18/2024 | Marist | L | 44-45 |
| 01/20/2024 | at Rider | W | 60-53 |
| 01/25/2024 | at Saint Peter's | W | 52-49 |
| 01/27/2024 | Niagara | L | 63-80 |
| 02/01/2024 | Iona | W | 55-48 |
| 02/03/2024 | at Manhattan | L | 60-67 |
| 02/08/2024 | Rider | W | 64-43 |
| 02/10/2024 | Canisius | W | 70-56 |
| 02/15/2024 | at Quinnipiac | W | 54-45 |
| 02/17/2024 | Fairfield | L | 59-61 |
| 02/22/2024 | at Marist | W | 72-57 |
| 02/24/2024 | at Iona | L | 56-62 |
| 02/29/2024 | Manhattan | W | 58-43 |