



MOUNT ST. MARY'S WOMEN'S BASKETBALL

2021-2022 GAME NOTES


48th Season of Competition | 786 Wins | 10 NEC Regular Season Titles

NEC Champions
1993, 1994, 1995, 2021
NCAA Tournament
1994, 1995, 2021
WNIT Tournament
2014

MOUNT ST. MARY'S (11-12, 9-7 NEC) vs. CENTRAL CONNECTICUT (6-17, 5-11 NEC)

Saturday, February 26, 2022 | 1 p.m. ET | Emmitsburg, Md. | Knott Arena
Broadcast: NEC Front Row (Adam Pohl, PxP)

LAST GAME'S STARTERS

| | |
|---|---|
|  | 00 Isabella Hunt 5-11 • F • So. Johnstown, Pa. Bishop McCort 7.0 PPG 5.8 RPG 1.5 APG 22.4 MPG |
|  | 3 Kendall Bresee 5-10 • G/F • Gr. Frederick, Md. Urbana 15.1 PPG 7.6 RPG 4.2 APG 34.9 MPG |
|  | 10 Michaela Harrison 5-7 • G • Sr. Cleveland, Ohio Lake Ridge Academy 10.3 PPG 1.8 RPG 1.0 APG 31.5 MPG |
|  | 14 Jessica Tomasetti 5-5 • G • So. North Potomac, Md. Our Lady of Good Counsel 6.5 PPG 3.0 RPG 1.5 APG 27.2 MPG |
|  | 21 Kayla Agentowicz 5-11 • G • Gr. Scott Township, Pa. Lakeland Jr./Sr. 9.0 PPG 4.3 RPG 1.8 APG 27.9 MPG |

BY THE NUMBERS

- 7** Seven different Mountaineers scored in the team's victory over Sacred Heart. Michaela Harrison led the Mount with 12 points.
- 23** The 63-40 triumph over the Pioneers marked the Mount's largest margin of victory in NEC play this year.
- 121** Kayla Agentowicz stands one game shy of the overall games played record set by Kayla Grosset.

THE MATCHUP



| | | |
|-------------|------------------|-------------|
| 63.7 | PPG | 58.7 |
| 62.7 | OPP. PPG | 68.0 |
| .423 | FG% | .364 |
| .404 | OPP. FG% | .427 |
| .354 | 3FG% | .300 |
| .315 | OPP. 3FG% | .321 |
| .724 | FT% | .698 |
| 33.4 | REBS/GM. | 34.5 |
| -3.0 | REBS +/- | -6.1 |
| 11.9 | AST/GM. | 9.9 |
| 6.8 | STL/GM. | 6.4 |
| 2.8 | BLKS/GM. | 3.7 |

THE ALL-TIME SERIES

| | |
|---------------------------------------|----------------------------|
| Overall | 33-12 |
| Division I | Same |
| In Emmitsburg | 19-3 |
| In New Britain | 13-8 |
| Neutral Site | 1-1 |
| Current Streak - Mount, 7 gms. | |
| Last Game | 1/23/21 |
| | Mountaineers, 71-60 |
| Last CCSU Win | 1/9/17 |
| | Blue Devils, 68-58 |

STAT LEADERS

| POINTS PER GAME | | |
|---------------------------------|-------------------|------|
| MSM | Kendall Bresee | 15.1 |
| CCSU | Ashley Berube | 14.6 |
| REBOUNDS PER GAME | | |
| MSM | Kendall Bresee | 7.6 |
| CCSU | Ashley Berube | 6.2 |
| ASSISTS PER GAME | | |
| MSM | Kendall Bresee | 4.2 |
| CCSU | Forever Toppin | 3.4 |
| STEALS PER GAME | | |
| MSM | Isabella Hunt | 1.2 |
| CCSU | Forever Toppin | 1.9 |
| 3-POINTERS | | |
| MSM | Michaela Harrison | 45 |
| CCSU | Dejah Jenkins | 34 |
| FIELD GOAL PERCENTAGE (Min. 65) | | |
| MSM | Kayla Agentowicz | .513 |
| CCSU | Ashley Berube | .469 |
| FREE-THROW PERCENTAGE (Min. 25) | | |
| MSM | Michaela Harrison | .921 |
| CCSU | Belle Lampher | .792 |

NEWS & NOTES

TODAY'S GAME

- One final home game in the regular season awaits Mount St. Mary's as they host Central Connecticut.
- Three players will be honored by the team, all graduate students. Kayla Agentowicz is the longest tenured Mountaineer and is on pace to set the school record for games played. Kendall Bresee is the defending NEC Player of the Year, wrapping up an excellent three years in Emmitsburg. Tess Borgosz came to the Mount this season as a fifth year transfer from Towson.
- Currently in fourth place, Mount St. Mary's needs to continue winning in order to guarantee a home playoff game.

SERIES BITS

- Mount St. Mary's is looking for their eighth straight victory over Central Connecticut, after fending off a comeback last month to defeat the Blue Devils, 71-60.
- The Mount have won 33 of 45 games, including a 19-3 record in Emmitsburg.
- Central Connecticut last won on January 9, 2017 - a 68-58 final in New Britain. Kiana Patterson scored 20 for the Blue Devils that evening.

THE MOUNT'S TRACK RECORD

- Mount St. Mary's won its fourth NEC title and third appearance in the NCAA Tournament this past March.
- Defeating Fairleigh Dickinson and Wagner in the conference championships, the team earned a trip to San Antonio as a No. 15 seed, where they fell to No. 2 Maryland 98-45.
- In their opening contest, the Mount lost to Big East challenger Seton Hall by an 81-68 final in South Orange, then took down Valley Forge in a 102-15 win to open the home schedule.
- Defending Player of the Year and Defensive Player of the Year Kendall Bresee picked up where she left off last season, leading the Mount in points, rebounds, assists and blocks.
- Michaela Harrison broke the all-time record in three-pointers with her 238th against Merrimack on January 17th.
- Kendall Bresee hit 1,000 career points on February 3rd against Merrimack.
- Due to injuries, illnesses and COVID protocols, head coach Antoine White and staff have had to get creative with their starting five. The quintet that started against the Brooklyn squads in early January is the fifth different lineup at tip-off this season.

2021-2022 SCHEDULE

Overall: 11-12 | Northeast Conference: 8-7
Home: 7-4 | Away: 4-8 | Neutral: 0-0

| | | |
|-------|---------------------------|------------|
| 11/9 | at Seton Hall | L, 68-81 |
| 11/13 | VALLEY FORGE | W, 102-15 |
| 11/16 | at Maryland | L, 57-98 |
| 11/19 | at Lehigh | L, 72-91 |
| 11/23 | HOWARD | L, 49-56 |
| 11/28 | at Clemson | L, 59-83 |
| 12/4 | at Loyola | L, 55-56 |
| 12/7 | at Ohio State | L, 50-94 |
| 12/18 | MARYLAND EASTERN SHORE | W, 82-65 |
| 12/21 | UMBC | Canceled |
| 12/29 | at Fairleigh Dickinson * | L, Forfeit |
| 12/31 | at Wagner * | L, Forfeit |
| 1/6 | LONG ISLAND * | W, 70-54 |
| 1/8 | ST. FRANCIS BROOKLYN * | L, 59-62 |
| 1/15 | BRYANT * | W, 68-52 |
| 1/17 | MERRIMACK * | W, 78-70 |
| 1/21 | at Sacred Heart * | W, 60-51 |
| 1/23 | at Central Connecticut * | W, 71-60 |
| 1/27 | FAIRLEIGH DICKINSON * | L, 56-64 |
| 1/29 | SAINT FRANCIS U * | L, 58-70 |
| 2/3 | at Merrimack * | W, 68-58 |
| 2/5 | at Bryant * | W, 68-52 |
| 2/10 | WAGNER * | W, 53-51 |
| 2/17 | at St. Francis Brooklyn * | L, 53-58 |
| 2/19 | at Long Island * | L, 46-60 |
| 2/24 | SACRED HEART * | W, 63-40 |
| 2/26 | CENTRAL CONNECTICUT * | 1 pm |
| 3/3 | at Saint Francis U * | 7 pm |

HOME GAMES IN BOLD CAPS

ALL TIMES EASTERN

* NEC Game

CONNECT WITH MOUNT



FACEBOOK
/MountAthletics



YOUTUBE
/MountAthletics



TWITTER
@MountAthletics
@Mount_WBB



INSTAGRAM
@MountAthletics

#MountUp #MoveMountains



QUICK FACTS

MOUNT ST. MARY'S UNIVERSITY

| | |
|----------------------------|-------------------------|
| Location | Emmitsburg, Md. |
| Founded | 1808 |
| Enrollment | 2,166 |
| Nickname | Mountaineers, the Mount |
| Colors | Blue and White |
| National Affiliation | NCAA Division I |
| Conference | Northeast (NEC) |
| Athletic Website | mountathletics.com |
| University Website | msmary.edu |
| President | Dr. Timothy Trainor |
| Athletic Director | Lynne Robinson |

STAFF/INFORMATION

| | |
|--|--------------------|
| Head Coach | Antoine White |
| Assistant Coach/Recruiting Coordinator | Julie Kaufman |
| Assistant Coach | Kelsey Funderburgh |
| Assistant Coach | Dave Scarborough |
| Director of Operations | Maggie Tien |

KNOTT ARENA

| | |
|------------------------------|---------------|
| Opened | Nov. 28, 1987 |
| Season | 34th |
| Capacity | 3,121 |
| Student Section | Mount Maniacs |
| White's Record at Home | 7-4 |

WOMEN'S BASKETBALL HISTORY

| | |
|--|------------------|
| All-Time Record | 786-551 |
| NEC Record | 355-231 |
| First Season | 1974-75 |
| Season | 48th |
| NCAA Tournament | 10 (3 DI, 7 DII) |
| - Tournament Record 5-10 (0-3 DI/5-7 DII) | |
| Last NCAA Tourn. Appearance - 2020-21 | |
| Regular Season Conference Titles - 10 (DI) | |
| Conference Tournament Titles - 8 (4 DI, 4 DII) | |
| Most wins in a season | 26 in '83-'84 |
| Most wins in DI season | 25 in '93-'94 |
| Last winning season | 17-7 in '20-'21 |

2020-21 RECORD

| | |
|---------------------|-----------------|
| Record | 17-7 (14-4 NEC) |
| Home Games | 11-1 |
| Road Games | 6-5 |
| Neutral Games | 0-1 |

2020-21 OUTLOOK

| | |
|------------------------------------|---------------------|
| Letterwinners Returning/Lost | 8/6 |
| Starters Returning/Lost | 4/1 |
| Newcomers | 5 |
| Returning Scoring | 1,262/1,720 (73.4%) |
| Returning Rebounds | 675/921 (73.3%) |
| Returning Assists | 271/327 (82.9%) |
| Returning Minutes | 3,686/4,831 (76.3%) |

MOUNT ST. MARY'S NEWS AND NOTES

FAMILIAR FACE, NEW TERRITORY

- The 2021-22 season marks the debut for new head coach Antoine White.
- No stranger to the Mount, White began as an assistant under Bryan Whitten, and was elevated to Associate Head Coach while Maria Marchesano was at the helm.
- White handled the defensive scheme, opponent scouts, workouts and player development as the AHC.
- Connections to the Mount family run deep with White, who played for men's coach Dan Engelstad while he was at Southern Vermont. The Montgomery County native is also co-alumni with Engelstad at Walt Whitman High School in Bethesda.

IT'S UNANIMOUS!

- For the second straight year, Mount St. Mary's received a first-place vote for all coaches in the Northeast Conference.
- Kendall Bresee also earned a coveted spot on the Preseason All-NEC team as she defends her Player of the Year and Defensive Player of the Year awards.
- The acknowledgement is the sixth first-place vote in program history. Twice before the Mount came through on the prediction, including last year.

COVID CANCELTIONS

- Right before the Christmas break, the Mount was afflicted with several COVID-19 cases, forcing the cancelation of three games.
- The team's final non-conference bout with UMBC was nullified, interrupting an intrastate rival destined for a fourth straight season of battle.
- More damaging was the following week, as the team's first two conference games could not be played. Forfeits were declared per Northeast Conference policy, so the Mount starts NEC play with an 0-2 record. The defeats do not affect overall record or any statistics the team accrues.
- With forfeitures affecting multiple squads, the NEC modified the tournament field, allowing all nine eligible teams to compete. Merrimack is the lone exception, as the Warriors remain in transition to full Division I status.

SHATTERING THE RECORD BOOKS

- On November 13th, the Mount defeated Valley Forge 102-15. The victory in their largest margin as well as the fewest points allowed in program history.
- Mount St. Mary's held the Patriots to six points at the half and used a 26-0 first quarter run to pull away early.
- The margin and fewest points allowed replaced the previous mark of 73 and 22, respectively. Both came in the same game when the Mount defeated Hood College (Md.) 95-22 on February 16, 1976.

TOUGH STREAK

- Mount St. Mary's dropped six consecutive games dating from Maryland on November 16th to Ohio State on December 7th.
- A challenging schedule is partly to blame as the Mount faced three Power 5 teams and a fellow 2021 NCAA Tournament team in Lehigh during the stretch.
- The dubious distinction is the longest since they dropped six games to open the 2017-2018 season. The longest streak before that was a nine-game slide across January and February of 2015.

HOST OF HONORS

- At the 2020-21 season conclusion, five Mountaineers were awarded postseason honors by the NEC. Maria Marchesano earned Coach of the Year in her final year at the Mount.
- Bresee's Player of the Year honor makes her the ninth Mountaineer to be named best in the league and the fourth for top defender. Marchesano is the third person and the sixth time that the Mount was voted to have the best coach.
- Michaela Harrison was named to the All-NEC Second Team, Aryna Taylor placed on the Third Team and Jessica Tomasetti took a spot as a member of the All-Rookie squad.

NEWCOMER HEAVEN

- Seven new faces join the team for this fall, with five players and two coaches.
- Graduate transfer Tess Borgosz (Towson) headlines the players. Standing 6-foot-4, Borgosz comes to Emmitsburg as a fifth-year and is expected to start at the center position, filling the void left by the departing Rebecca Lee.
- Four true freshmen round out the group, hailing from New Jersey (Maddie McCrea), Maryland (Jasmine Lindsay-Huskey, Abby Bailey) and Virginia (Jaedyn Jamison).
- Newcomers to the coaching staff are Dave Scarborough and Maggie Tien. Scarborough boasts over a decade of experience between several programs, most recently at Sacred Heart, and comes on as an assistant coach. Tien is a recent graduate of Washington Adventist and is in her first-ever role on a college staff, serving as Director of Operations.

PURE DOMINATION

- Mount St. Mary's won a lot of games last season in convincing fashion against NEC foes. This included four victories of 20-30 points and another four ranging from 30-40 games. The biggest blowouts of the season came in a pair of 38 point margins on back-to-back days against Bryant. The Mount won the first game 92-54 and the second 87-49.





MOUNT ST. MARY'S NEWS AND NOTES

MIRROR, MIRROR ON THE COURT

- The Northeast Conference introduced a new format for conference games during the 2020-21 season. When the Mount women play at home, the men will play the same opponent on the road, and vice versa.
- One exception is the series with Saint Francis U. The Mount hosts the Red Flash in a doubleheader for Winter Homecoming January 29th, and the women hit the road in an unpaired match to conclude the season on March 3rd.

HARRISON'S HIGH BAR

- Senior guard Michaela Harrison became the 28th Mountaineer all-time to register 1,000 points in a career and the 10th to do in three seasons of play.
- The Cleveland, Ohio native secured the prestigious mark last February 25th in a 59-58 win over Merrimack.
- Entering the season, she stood 23rd on the all-time list with 1,079 points. Harrison needed 319 points to crack the top 10 list for the program at season's start. Halfway through the year, she has already climbed nine spots to 14th place.

KENDALL'S KILLER NUMBERS

- Reigning Player and Defensive Player of the Year Kendall Bresee led the Mount in points per game (13.7), rebounds per game (8.5), assists (100) and steals (50).
- The last person to lead the team in four categories was Alexis Carter in 2015-16. During her junior year, Carter led in PPG, RPG, steals and blocks.
- Despite playing just two seasons in Emmitsburg thus far, Bresee has cracked the record books in several spots. She surpassed the top 30 in scoring, and is top 10 in career rebounds and career assists per game. Bresee is also tied for eighth all-time in double-doubles with 14 after posting three consecutive efforts between Long Island and Bryant.
- Against Merrimack on February 3rd, she reached 1,000 points in her career between her time at George Washington and Mount St. Mary's. Free throws at the 2:25 mark of the fourth quarter sealed the century mark.

SIXTH YEAR STANDOUT

- Graduate student Kayla Agentowicz is embarking on her sixth season in a college career that has lasted since 2016.
- Debuting on November 12th of that year, Agentowicz obtained extra eligibility via an injury that caused her to miss all of the 2018-19 season, earning her undergraduate degree and getting a year back because of the pandemic.
- Agentowicz has 808 points across 121 games, with 403 rebounds, 167 assists and 126 steals.
- In the team's win over Maryland Eastern Shore, she notched a new career high in three's with five, and was one off her career-best 24 points, set in 2017.

TAYLOR FINDS STABILITY

- Guard Aryna Taylor completed two seasons on the Mount's roster, cracking the starting lineup last year after several setbacks with leg injuries dating back to high school.
- Her All-NEC Third Team selection came after averaging double digits in scoring, posting 11.7 points per game.
- On the final game last season, Taylor scored eight points to register an even 500 points in her collegiate career.

CAN I GET A REJECTION?

- One stat line the Mount will be looking to replace is shot blocks. Rebecca Lee graduated last year with the second most rejection in program history with 139, including 39 in her ultimate year.
- With Lee departing the program, the team's leader in blocks is now Michaela Harrison with 33. Newcomer Tess Borgosz had 25 during her career at Towson, Bresee had 14 last year and forward Isabella Hunt added six as a freshman.
- So far, the team has stood up to the challenge with 64 blocks, led by Kendall Bresee with 22.

HIKING OFF THE MOUNTAIN

- In addition to replacing Lee's blocks, along with her 9.7 points and 7.2 rebounds a game, the Mount is searching to replace three-point specialist Bridget Birkhead.
- Birkhead finished one spot behind Lee in scoring average with 7.2 points a game, including 39 triples. She finished her career with 687 points, was fourth all-time in three pointers (173) and eighth in three point percentage (.360).
- After playing four years in Emmitsburg, Birkhead is now pursuing a graduate degree at Radford while competing for the Highlanders.

HOME VS. ROAD

- Last season the Mount dominated on their home floor, winning 11 out of 12. The only loss came to NEC semifinalist Fairleigh Dickinson.
- On the road they battled to a 6-5 record, including sweeps of Merrimack and LIU at their gyms.
- Their one neutral game was the NCAA Tournament loss at Maryland.
- For 2021-22, the Mountaineers are nearly split between Emmitsburg and elsewhere, playing 13 times at home and 15 times on the road. There are no neutral games scheduled at this time.
- This season, they have won seven games of 11 at home and earned their first two road wins at Sacred Heart and Central Connecticut.

RECORD RANKINGS

KENDALL BRESEE

- > 30th - Career Points - 955
- > 6th - Career Rebounds per Game - 7.5
- > 6th - Career Assists per Game - 4.0
- > T-7th - 3 Pointers in a Junior Season - 38
- > 7th - Rebounds in a Senior Season - 203
- > T-8th - Double-Doubles - 15

MICHAELA HARRISON

- > 14th - Career Points - 1323
- > 1st - Career 3 Pointers Made - 254
- > 1st - 3 Pointers in a Game - 9
- > 1st - 3 Pointers in a Season - 84, 2018-19
 - > Also most for a Freshman Season
- > 2nd - Career Free Throw Percentage - .829
- > 3rd - 3 Pointers in a Season - 75, 2019-20
 - > Also most for a Sophomore Season
- > 4th - Points in a Game - 35
- > 4th - 3 Pointers in a Junior Season - 50
- > 6th - Points in a Freshman Season - 412
- > 8th - Steals in a Sophomore Season - 61
- > 9th - Field Goals in a Freshman Season - 135
- > 10th - Points in a Sophomore Season - 390
- > 10th - Steals in a Freshman Season - 45
- > 10th - 3 Pointers in a Senior Season - 45

ARYNA TAYLOR

- > 59th - Career Points - 654
- > 5th - 3 Pointers in a Freshman Season - 43
- > 6th - Career 3 Point Pct. (Min. 100) - .380
- > 8th - 3 Pointers in a Sophomore Season - 50

KAYLA AGENTOWICZ

- > 44th - Career Points - 808
- > 2nd - Career Games Played - 121
- > T-9th - 3 Pointers in a Sophomore Season - 35















AROUND THE NORTHEAST CONFERENCE



2021-22 NORTHEAST CONFERENCE STANDINGS



| SCHOOL | NEC | PCT. | OVERALL | PCT. | STREAK | HOME | AWAY | NEUTRAL |
|---|------|------|---------|------|--------|------|------|---------|
|  Fairleigh Dickinson | 13-3 | .812 | 16-10 | .615 | L1 | 10-3 | 6-7 | 0-0 |
|  St. Francis Brooklyn | 12-4 | .750 | 16-8 | .667 | W5 | 8-4 | 8-4 | 0-0 |
|  Wagner | 9-7 | .562 | 15-10 | .600 | W2 | 8-4 | 7-6 | 0-0 |
|  Mount St. Mary's | 9-7 | .562 | 11-12 | .478 | W1 | 7-4 | 4-8 | 0-0 |
|  Long Island | 8-8 | .500 | 8-16 | .333 | W3 | 4-6 | 4-10 | 0-0 |
|  Saint Francis U | 7-9 | .438 | 7-20 | .259 | L3 | 4-5 | 3-15 | 0-0 |
|  Sacred Heart | 6-10 | .375 | 7-14 | .333 | L1 | 3-7 | 4-7 | 0-0 |
|  Merrimack | 6-10 | .375 | 8-16 | .333 | L4 | 5-5 | 3-11 | 0-0 |
|  Central Connecticut | 5-11 | .312 | 6-17 | .261 | W1 | 3-8 | 3-9 | 0-0 |
|  Bryant | 5-11 | .312 | 7-20 | .259 | L3 | 6-8 | 1-12 | 0-0 |

RANKINGS AND POLLS

THE MOUNT'S TEAM RANKS IN THE NEC

| Category | Rank | Average |
|-----------------------|------|---------|
| Scoring Offense | 2nd | 63.7 |
| Scoring Defense | 4th | 62.7 |
| Free Throw % | 2nd | .724 |
| Field Goal % | 1st | .423 |
| 3-Point % | 2nd | .354 |
| Rebounding Margin | 7th | -3.0 |
| Blocks/Game | 5th | 2.8 |
| Assists/Game | 6th | 11.9 |
| Steals/Game | 4th | 6.8 |
| Assist/Turnover Ratio | 6th | 0.7 |

2021-22 NEC PRESEASON COACHES POLL

| Rank | Team |
|------|------------------------------|
| 1. | Mount St. Mary's (unanimous) |
| 2. | Wagner |
| 3. | Saint Francis U |
| 4. | Sacred Heart |
| 5. | Fairleigh Dickinson |
| 6. | St. Francis Brooklyn |
| 7. | Bryant |
| 8. | Merrimack |
| 9. | Long Island |
| 10. | Central Connecticut |

UPCOMING NORTHEAST CONFERENCE GAMES

SATURDAY, FEBRUARY 26

St. Francis Brooklyn at Merrimack, 1pm
 Central Connecticut at Mount St. Mary's, 1pm
 Long Island at Fairleigh Dickinson, 2pm
 Sacred Heart at Saint Francis U, 4pm
 Bryant at Wagner, 4pm

THURSDAY, MARCH 3

Central Connecticut at St. Francis Brooklyn, 7pm
 Long Island at Bryant, 7pm
 Fairleigh Dickinson at Sacred Heart, 7pm
 Mount St. Mary's at Saint Francis U, 7pm
 Wagner at Merrimack, 7pm





2021-22 MOUNT ST. MARY'S WOMEN'S BASKETBALL

2021-22 NUMERICAL ROSTER

| # | Name | Pos. | Cl. | Ht. | Hometown / High School / Previous School |
|----|------------------------|------|-------|------|---|
| 00 | Isabella Hunt | F | So. | 5-11 | Johnstown, Pa. / Bishop McCort |
| 2 | Tess Borgosz | C | Gr. | 6-4 | Buffalo, N.Y. / Depew / Towson |
| 3 | Kendall Bresee | G/F | Gr. | 5-10 | Frederick, Md. / Urbana/ George Washington |
| 5 | Abby Bailey | F | Fr. | 6-1 | Laurel, Md. / New Hope Academy |
| 10 | Michaela Harrison | G | Sr. | 5-7 | Cleveland, Ohio / Lake Ridge Academy |
| 11 | Jada Lee | G | So. | 5-5 | Pittsburgh, Pa. / Carlynton |
| 13 | Aryna Taylor | G | R-Jr. | 5-10 | Ashland, Va. / Patrick Henry |
| 14 | Jessica Tomasetti | G | So. | 5-5 | North Potomac, Md. / Our Lady of Good Counsel |
| 15 | Jasmine Lindsay-Huskey | G | Fr. | 5-10 | Middletown, Md. / St. John's Catholic Prep |
| 20 | Jaedyn Jamison | F | Fr. | 6-1 | Rocky Mount, Va. / Franklin County |
| 21 | Kayla Agentowicz | G | Gr. | 5-9 | Scott Township, Pa. / Lakeland Jr.-Sr. |
| 22 | Maddie McCrea | F | Fr. | 6-1 | Allentown, N.J. / Allentown |
| 33 | Isabella Pelaia | F | So. | 6-0 | Mars, Pa. / Mars |

Head Coach: Antoine White (Southern Vermont '16), 6th season (1st as HC)

Assistant Coach: Julie Kaufman (Catawba '05), 5th season

Assistant Coach: Kelsey Funderburgh (Walsh '16), 4rd season

Assistant Coach: Dave Scarborough (California [Pa.] '09), 1st Season

Director of Basketball Operations: Maggie Tien (Washington Adventist '20), 1st Season

2021-22 ALPHABETICAL ROSTER

| # | Name | Pos. | Cl. | Ht. | Hometown / High School / Previous School |
|----|------------------------|------|-------|------|---|
| 21 | Kayla Agentowicz | G | Gr. | 5-9 | Scott Township, Pa. / Lakeland Jr.-Sr. |
| 5 | Abby Bailey | F | Fr. | 6-1 | Laurel, Md. / New Hope Academy |
| 2 | Tess Borgosz | C | Gr. | 6-4 | Buffalo, N.Y. / Depew / Towson |
| 3 | Kendall Bresee | G/F | Gr. | 5-10 | Frederick, Md. / Urbana/ George Washington |
| 10 | Michaela Harrison | G | Sr. | 5-7 | Cleveland, Ohio / Lake Ridge Academy |
| 00 | Isabella Hunt | F | So. | 5-11 | Johnstown, Pa. / Bishop McCort |
| 20 | Jaedyn Jamison | F | Fr. | 6-1 | Rocky Mount, Va. / Franklin County |
| 11 | Jada Lee | G | So. | 5-5 | Pittsburgh, Pa. / Carlynton |
| 15 | Jasmine Lindsay-Huskey | G | Fr. | 5-10 | Middletown, Md. / St. John's Catholic Prep |
| 22 | Maddie McCrea | F | Fr. | 6-1 | Allentown, N.J. / Allentown |
| 33 | Isabella Pelaia | F | So. | 6-0 | Mars, Pa. / Mars |
| 13 | Aryna Taylor | G | R-Jr. | 5-10 | Ashland, Va. / Patrick Henry |
| 14 | Jessica Tomasetti | G | So. | 5-5 | North Potomac, Md. / Our Lady of Good Counsel |

Head Coach: Antoine White (Southern Vermont '16), 6th season (1st as HC)

Assistant Coach: Julie Kaufman (Catawba '05), 5th season

Assistant Coach: Kelsey Funderburgh (Walsh '16), 4rd season

Assistant Coach: Dave Scarborough (California [Pa.] '09), 1st Season

Director of Basketball Operations: Maggie Tien (Washington Adventist '20), 1st Season

PRONUNCIATION GUIDE

| ## | Name | Pronunciation |
|-----|------------------|---|
| #2 | Tess Borgosz | Bor-Gess |
| #3 | Kendall Bresee | Brih-ZEE |
| #13 | Aryna Taylor | Are-nay |
| #20 | Jaedyn Jamison | JAY-den |
| #21 | Kayla Agentowicz | AG-in-TOE-itch (AG as in "agriculture") |



ROSTER BREAKDOWN

BY STATE/PROVINCE

| | |
|---|---|
| * PENNSYLVANIA | 4 |
| – Agentowicz, Hunt, J. Lee, Pelaia | |
| * MARYLAND | 4 |
| – Bailey, Bresee, Lindsay-Huskey, Tomasetti | |
| * VIRGINIA | 2 |
| – Jamison, Taylor | |
| * NEW JERSEY | 1 |
| – McCrea | |
| * NEW YORK | 1 |
| – Borgosz | |
| * OHIO | 1 |
| – Harrison | |

BY CLASS

| | |
|---|---|
| * FRESHMEN | 4 |
| – Bailey, Jamison, Lindsay-Huskey, McCrea | |
| * SOPHOMORES | 4 |
| – Hunt, J. Lee, Pelaia, Tomasetti | |
| * JUNIORS | 1 |
| Taylor (R-Jr.) | |
| * SENIOR | 1 |
| – Harrison | |
| * GRADUATE STUDENTS | 3 |
| – Agentowicz, Borgosz, Bresee | |

BY POSITION

| | |
|--|---|
| * GUARD | 6 |
| – Agentowicz, Harrison, J. Lee, Lindsay-Huskey, Taylor, Tomasetti, | |
| * GUARD/FORWARD | 1 |
| – Bresee | |
| * FORWARD | 4 |
| – Bailey, Hunt, Jamison, McCrea, Pelaia | |
| * CENTER | 1 |
| – Borgosz | |

BY HEIGHT

| | |
|----------------------------------|---|
| * 5'5" | 2 |
| – Tomasetti, J. Lee | |
| * 5'7" | 1 |
| – Harrison | |
| * 5'9" | 1 |
| – Agentowicz | |
| * 5'10" | 3 |
| – Bresee, Lindsay-Huskey, Taylor | |
| * 5'11" | 1 |
| – Hunt | |
| * 6'0" | 1 |
| – Pelaia | |
| * 6'1" | 3 |
| – Bailey, Jamison, McCrea | |
| * 6'4" | 1 |
| – Borgosz | |





2021-22 TV/RADIO CHART



00 Isabella Hunt
F | 5-11 | Sophomore
Johnstown, Pa.



2 Tess Borgosz
C | 6-4 | Graduate
Buffalo, N.Y.



3 Kendall Bresee
G/F | 5-10 | Graduate
Frederick, Md.



5 Abby Bailey
F | 6-1 | Freshman
Laurel, Md.



10 Michaela Harrison
G | 5-7 | Senior
Cleveland, Ohio



11 Jada Lee
G | 5-5 | Sophomore
Pittsburgh, Pa.



13 Aryna Taylor
G | 5-10 | R-Junior
Ashland, Va.



14 Jessica Tomasetti
G | 5-5 | Sophomore
North Potomac, Md.



15 Jasmine Lindsay-Huskey
G | 5-10 | Freshman
Middletown, Md.



20 Jaedyn Jamison
F | 6-1 | Freshman
Rocky Mount, Va.



21 Kayla Agentowicz
G | 5-9 | Graduate
Scott Township, Pa.



22 Maddie McCrea
F | 6-1 | Freshman
Allentown, N.J.



33 Isabella Pelaia
F | 6-0 | Sophomore
Mars, Pa.



HC Antoine White
1st Season
Southern Vermont '16





2021-22 MOUNT ST. MARY'S WOMEN'S BASKETBALL

HEAD COACH ANTOINE WHITE



6th Season at the Mount | 1st as Head Coach
Southern Vermont '16
Career Record: 11-12
Record at the Mount: 11-12

MEET THE STAFF

ANTOINE WHITE - 6th Season (1st as HC) (Southern Vermont '16)

2016-18 Mount St. Mary's Assistant Coach
2019-21 Mount St. Mary's Associate HC
2021-present Mount St. Mary's Head Coach

JULIE KAUFMAN - 5th Season (Catawba '05)

2008-11 Hood College Graduate Assistant
2011-13 Shepherd Assistant Coach
2016-17 Niagara Assistant Coach
2017-present Mount St. Mary's Assistant Coach

KELSEY FUNDERBURGH - 4th Season (Walsh '16)

2017-19 Mount St. Mary's Dir. of Operations
2019-20 Monmouth Dir. of Operations
2020-present Mount St. Mary's Assistant Coach

DAVE SCARBOROUGH - 1st Season (California [Pa.] '09)

2008-09 La Roche Assistant Coach
2009-11 Robert Morris Director of Operations
2011-13 Pittsburgh Operations/Video Coordinator
2013-16 Saint Peter's Assistant Coach
2016-21 Sacred Heart Assistant Coach
2021-present Mount St. Mary's Assistant Coach

MAGGIE TIEN - 1st Season (Washington Adventist '20)

2021-present Mount St. Mary's Director of Operations

THE WHITE FILE

AT MOUNT ST. MARY'S (AS ASSISTANT)

| SEASON | RECORD | NEC | NOTE |
|---------|--------|------|----------------|
| 2016-17 | 12-18 | 10-8 | NEC Tournament |
| 2017-18 | 9-20 | 6-12 | |
| 2018-19 | 15-16 | 8-10 | NEC Semis |
| 2019-20 | 20-11 | 14-4 | NEC Semis |
| 2020-21 | 17-7 | 14-4 | NEC Champions |

AT MOUNT ST. MARY'S (AS HEAD COACH)

| SEASON | RECORD | NEC | NOTE |
|---------|--------|-----|------|
| 2021-22 | 11-12 | 9-5 | |
| | 11-12 | 9-5 | |

Overall (1st season): 11-12

MOUNT'S RECORD VS. 2021-22 OPPONENTS

| TEAM | ALL-TIME |
|------------------------|---------------|
| Seton Hall | 1-1 |
| Valley Forge | FIRST MEETING |
| Maryland | 0-8 |
| Lehigh | 4-7 |
| Howard | 4-7 |
| Clemson | FIRST MEETING |
| Loyola | 26-15 |
| Ohio State | FIRST MEETING |
| Coppin State | 5-4 |
| Maryland Eastern Shore | 14-4 |
| UMBC | 31-9 |
| Bryant | 12-13 |
| Central Connecticut | 32-12 |
| Fairleigh Dickinson | 37-26 |
| Long Island | 39-24 |
| Merrimack | 3-1 |
| Sacred Heart | 8-35 |
| Saint Francis U | 33-38 |
| St. Francis Brooklyn | 57-8 |
| Wagner | 48-19 |

ANTOINE WHITE BIO

Antoine White was named the seventh head coach of the Mount St. Mary's women's basketball program on March 30, 2021.

Promoted to Associate Head Coach in the summer of 2019, White is entering his sixth season on the Mount's women's basketball staff. While an associate, he handled the Mount's defensive scheme while also being in charge of opponent scouts during the season. He also excels in individual workout and player development.

We are very pleased to announce that Antoine White has been named the head women's basketball coach at Mount St. Mary's University," Robinson said. "Over the past five years, we have seen Antoine's development and growth; first as our assistant coach and then as our associate head coach. Antoine has been a great teacher and mentor to our team. He has a tremendous work ethic, contagious enthusiasm, and a commitment to student-athlete development, both on and off the court. Antoine has been an integral part of our success over the past few years, and I am confident that our women's basketball team will continue to thrive under Antoine's leadership."

"I am honored to be named head coach of the Mount St. Mary's women's basketball program and I am very grateful to President [Timothy] Trainor and Lynne Robinson for entrusting me with this position," White said. "I wouldn't be here without the love and support of my family, friends and mentors throughout this process. It is a tremendous opportunity, and I am excited to step into this role with such a talented group of players and passionate fanbase behind me."

White graduated in May of 2016 from Southern Vermont College in Bennington, Vt., where he rounded out his career as the Mountaineers' all-time career assists leader with 242 in 59 games played (4.1 ast/g). White was a three-year team captain at SVC, helping guide his squad to an ECAC Championship in 2015 and NECC Championship in 2016. The Bethesda, Md. native also holds the record for most assists in a single season in program history, tallying 177 during the 2013-14 campaign as he earned Team Co-MVP honors.

Prior to his time at Southern Vermont College, White worked as a coach with the KOA Sports travel team, and as the head JV coach and assistant varsity coach at his alma mater, Walt Whitman High School, in Bethesda.

MOUNT ST. MARY'S COACHING HISTORY

| NAME | YEARS | SEASONS | RECORD | NEC |
|--------------------|-----------|---------|---------|--------|
| REV. JAMES DELANEY | 1974-1978 | 4 | 45-30 | |
| FRED CARTER | 1978-1981 | 3 | 60-32 | |
| BILL SHEAHAN | 1981-1998 | 17 | 372-104 | 124-30 |
| VANESSA BLAIR | 1998-2007 | 9 | 120-135 | 97-67 |
| BRYAN WHITTEN | 2007-2017 | 10 | 117-184 | 71-91 |
| MARIA MARCHESANO | 2017-2021 | 4 | 61-54 | 42-30 |



@MOUNTATHLETICS | #MOUNTUP



2021-22 MOUNT ST. MARY'S WOMEN'S BASKETBALL

THE MOUNT'S RECORD WHEN...

| Venue | 21-22 Season | White's Mount Career |
|---------|-----------------|-------------------------|
| Overall | 11-12 | 11-12 |
| Home | 7-4 | 7-4 |
| Away | 4-8 | 4-8 |
| Neutral | 0-0 | 0-0 |

| Halftime | 21-22 Season | White's Mount Career |
|--------------------------|-----------------|-------------------------|
| MSM led at halftime | 9-1 | 9-1 |
| Opponent led at halftime | 1-10 | 1-10 |
| Tied at halftime | 1-1 | 1-1 |

| Scoring Offense | 21-22 Season | White's Mount Career |
|-------------------------|-----------------|-------------------------|
| MSM scored 100+ points | 1-0 | 1-0 |
| MSM scored 90-99 points | 0-0 | 0-0 |
| MSM scored 80-89 points | 1-0 | 1-0 |
| MSM scored 70-79 points | 3-1 | 3-1 |
| MSM scored 60-69 points | 5-1 | 5-1 |
| MSM scored 50-59 points | 1-8 | 1-8 |
| MSM scored 40-49 points | 0-2 | 0-2 |
| MSM scored 0-39 points | 0-0 | 0-0 |

| Scoring Defense | 21-22 Season | White's Mount Career |
|--------------------------|-----------------|-------------------------|
| MSM allowed 100+ points | 0-0 | 0-0 |
| MSM allowed 90-99 points | 0-3 | 0-3 |
| MSM allowed 80-89 points | 0-2 | 0-2 |
| MSM allowed 70-79 points | 1-1 | 1-1 |
| MSM allowed 60-69 points | 2-3 | 2-3 |
| MSM allowed 50-59 points | 6-3 | 6-3 |
| MSM allowed 40-49 points | 1-0 | 1-0 |
| MSM allowed 0-39 points | 1-0 | 1-0 |

| Overtime | 21-22 Season | White's Mount Career |
|-----------------|-----------------|-------------------------|
| Overtime | 0-0 | 0-0 |
| Double Overtime | 0-0 | 0-0 |
| Triple Overtime | 0-0 | 0-0 |

| Month | 21-22 Season | White's Mount Career |
|----------|-----------------|-------------------------|
| November | 1-5 | 1-5 |
| December | 1-2 | 1-2 |
| January | 5-3 | 5-3 |
| February | 4-2 | 4-2 |
| March | 0-0 | 0-0 |

| Day | 21-22 Season | White's Mount Career |
|-----------|-----------------|-------------------------|
| Sunday | 1-1 | 1-1 |
| Monday | 1-0 | 1-0 |
| Tuesday | 0-4 | 0-4 |
| Wednesday | 0-0 | 0-0 |
| Thursday | 4-2 | 4-2 |
| Friday | 1-1 | 1-1 |
| Saturday | 4-4 | 4-4 |

| Field Goal Percentage | 21-22 Season | White's Mount Career |
|------------------------|-----------------|-------------------------|
| MSM led in FG% | 9-3 | 9-3 |
| Opponent led in FG% | 1-9 | 1-9 |
| Game ended tied in FG% | 1-0 | 1-0 |

| 3-point FG Percentage | 21-22 Season | White's Mount Career |
|-------------------------|-----------------|-------------------------|
| MSM led in 3FG% | 9-4 | 9-4 |
| Opponent led in 3FG% | 2-8 | 2-8 |
| Game ended tied in 3FG% | 0-0 | 0-0 |

| Free Throw Percentage | 20-21 Season | White's Mount Career |
|------------------------|-----------------|-------------------------|
| MSM led in FT% | 7-6 | 7-6 |
| Opponent led in FT% | 4-6 | 4-6 |
| Game ended tied in FT% | 0-0 | 0-0 |

| Rebounds | 21-22 Season | White's Mount Career |
|--------------------------|-----------------|-------------------------|
| MSM led in rebounds | 6-3 | 6-3 |
| Opponent led in rebounds | 4-9 | 4-9 |
| Game ended tied in rbs | 1-0 | 1-0 |

| Assists | 21-22 Season | White's Mount Career |
|----------------------------|-----------------|-------------------------|
| MSM led in assists | 6-5 | 6-5 |
| Opponent led in assists | 3-7 | 3-7 |
| Game ended tied in assists | 2-0 | 2-0 |

| Steals | 21-22 Season | White's Mount Career |
|---------------------------|-----------------|-------------------------|
| MSM led in steals | 6-3 | 6-3 |
| Opponent led in steals | 3-7 | 3-7 |
| Game ended tied in steals | 2-2 | 2-2 |

| Blocks | 21-22 Season | White's Mount Career |
|---------------------------|-----------------|-------------------------|
| MSM led in blocks | 6-3 | 6-3 |
| Opponent led in blocks | 1-7 | 1-7 |
| Game ended tied in blocks | 4-2 | 4-2 |

| Turnovers | 21-22 Season | White's Mount Career |
|--------------------------|-----------------|-------------------------|
| MSM had fewer turnovers | 5-2 | 5-2 |
| Opponent fewer turnovers | 5-10 | 5-10 |
| Game ended tied in TO's | 1-0 | 1-0 |

| Team Records | 21-22 Season | White's Mount Career |
|-----------------------|-----------------|-------------------------|
| Against Winning Teams | 1-6 | 1-6 |
| Against Losing Teams | 9-5 | 9-5 |
| Against .500 Teams | 1-1 | 1-1 |

| Streak Builder | 21-22 Season | White's Mount Career |
|-------------------|-----------------|-------------------------|
| Coming off a Win | 5-4 | 5-4 |
| Coming off a Loss | 5-7 | 5-7 |

| Longest Streaks | 21-22 Season | White's Mount Career |
|-----------------|-----------------|-------------------------|
| Winning | 4 games | 4 games |
| Losing | 6 games | 6 games |

MISCELLANEOUS STATS

| DOUBLE-DIGIT SCORING | 2021-22 | CAREER |
|------------------------------|-----------|------------|
| Michaela Harrison (Sr.) | 11 (6-5) | 68 (46-22) |
| Kendall Bresee (Gr.) | 19 (10-9) | 54 (35-19) |
| Kayla Agentowicz (Gr.) | 9 (8-1) | 30 (20-10) |
| Aryna Taylor (R-Jr.) | 5 (2-3) | 28 (18-10) |
| Isabella Hunt (So.) | 7 (5-2) | 9 (7-2) |
| Jessica Tomasetti (So.) | 3 (2-1) | 6 (5-1) |
| Jada Lee (So.) | 2 (1-1) | 2 (1-1) |
| Tess Borgosz (Gr.) | 1 (1-0) | 1 (1-0) |
| Jasmine Lindsay-Huskey (Fr.) | 1 (0-1) | 1 (0-1) |

| DOUBLE-DOUBLES | 2021-22 | CAREER |
|-------------------------|---------|-----------|
| Kendall Bresee (Gr.) | 4 (3-1) | 15 (11-4) |
| Isabella Hunt (So.) | 2 (2-0) | 2 (2-0) |
| Michaela Harrison (Sr.) | --- | 1 (0-1) |

| 20+ POINT SCORING | 2021-22 | CAREER |
|-------------------------|---------|----------|
| Kendall Bresee (Gr.) | 6 (3-3) | 14 (8-6) |
| Michaela Harrison (Sr.) | 2 (1-1) | 11 (6-5) |
| Kayla Agentowicz (Gr.) | 1 (1-0) | 5 (2-3) |
| Aryna Taylor (R-Jr.) | 2 (1-1) | 2 (1-1) |
| Jessica Tomasetti (So.) | 1 (1-0) | 1 (1-0) |

| 30+ POINT SCORING | 2021-22 | CAREER |
|-------------------------|---------|---------|
| Michaela Harrison (Sr.) | --- | 3 (2-1) |

| 10+ REBOUNDING | 2021-22 | CAREER |
|-------------------------|---------|-----------|
| Kendall Bresee (Gr.) | 4 (3-1) | 17 (11-6) |
| Isabella Hunt (So.) | 3 (3-0) | 3 (3-0) |
| Michaela Harrison (Sr.) | --- | 1 (0-1) |

| LED TEAM IN SCORING | 2021-22 | CAREER |
|------------------------------|----------|------------|
| Michaela Harrison (Sr.) | 3 (2-1) | 29 (18-11) |
| Kendall Bresee (Gr.) | 13 (7-6) | 28 (16-12) |
| Aryna Taylor (R-Jr.) | 4 (1-3) | 11 (5-6) |
| Kayla Agentowicz (Gr.) | 2 (1-1) | 9 (4-5) |
| Jasmine Lindsay-Huskey (Fr.) | 1 (0-1) | 1 (0-1) |
| Isabella Hunt (So.) | 1 (0-1) | 1 (0-1) |

| LED TEAM IN REBOUNDS | 2021-22 | CAREER |
|-------------------------|----------|------------|
| Kendall Bresee (Gr.) | 13 (6-7) | 34 (19-15) |
| Isabella Hunt (So.) | 8 (4-4) | 11 (7-4) |
| Kayla Agentowicz (Gr.) | 1 (0-1) | 9 (3-6) |
| Michaela Harrison (Sr.) | --- | 3 (1-2) |
| Jessica Tomasetti (So.) | 1 (1-0) | 1 (1-0) |
| Tess Borgosz (Gr.) | 1 (1-0) | 1 (1-0) |
| Aryna Taylor (R-Jr.) | --- | 1 (0-1) |

| LED TEAM IN ASSISTS | 2021-22 | CAREER |
|-------------------------|----------|------------|
| Kendall Bresee (Gr.) | 18 (9-9) | 50 (33-17) |
| Michaela Harrison (Sr.) | --- | 15 (9-6) |
| Kayla Agentowicz (Gr.) | 4 (1-3) | 13 (4-9) |
| Aryna Taylor (R-Jr.) | 1 (0-1) | 3 (2-1) |
| Jessica Tomasetti (So.) | 2 (1-1) | 3 (2-1) |
| Isabella Hunt (So.) | 1 (1-0) | 2 (1-1) |

() denotes team's record in those games





2021-22 MOUNT ST. MARY'S WOMEN'S BASKETBALL

2021-22 SUPERLATIVES

Mount Individual Superlatives

| | |
|-------------|--|
| Points | 27, Bresee, MARYLAND EASTERN SHORE (12-18-21) |
| Field Goals | 9, Bresee, at Seton Hall (11-9-21) |
| | 9, Taylor, VALLEY FORGE (11-13-21) |
| 3-Point FG | 7, Harrison, LONG ISLAND (1-6-21) |
| Free Throws | 9, Bresee, at St. Francis Brooklyn (2-17-22) |
| Rebounds | 13, Hunt, at Bryant (2-5-22) |
| Assists | 6, Bresee (5x), last FAIRLEIGH DICKINSON (1-27-22) |
| | 6, Agentowicz, LONG ISLAND (1-6-21) |
| Steals | 5, Harrison, BRYANT (1-15-22) |
| Blocks | 4, Bresee, VALLEY FORGE (11-13-21) |

Mount Team Superlatives

| | |
|-------------|---------------------------------------|
| Points | 102, VALLEY FORGE (11-13-21) |
| Field Goals | 39, VALLEY FORGE (11-13-21) |
| 3-Point FG | 14, MARYLAND EASTERN SHORE (12-18-21) |
| Free Throws | 20, at Central Connecticut (1-23-22) |
| Rebounds | 52, VALLEY FORGE (11-13-21) |
| Assists | 20, VALLEY FORGE (11-13-21) |
| Steals | 14, VALLEY FORGE (11-13-21) |
| | 14, at Central Connecticut (1-23-22) |
| Blocks | 12, VALLEY FORGE (11-13-21) |

Miscellaneous Mount Numbers

| | |
|---------------------------|--------------------------------------|
| Most points scored | 102, VALLEY FORGE (11-13-21) |
| Fewest points scored | 49, HOWARD (11-23-21) |
| Most points allowed | 98, at Maryland (11-16-21) |
| Fewest points allowed | 15, VALLEY FORGE (11-13-21) |
| Largest halftime lead | 42, VALLEY FORGE (11-13-21) |
| Largest halftime deficit | 29, at Ohio State (12-7-21) |
| Most 1st quarter points | 29, VALLEY FORGE (11-13-21) |
| Fewest 1st quarter | 5, HOWARD (11-23-21) |
| Most 2nd quarter | 24, at Clemson (11-28-21) |
| Fewest 2nd quarter | 3, at St. Francis Brooklyn (2-17-22) |
| Most 3rd quarter | 28, VALLEY FORGE (11-13-21) |
| Fewest 3rd quarter | 8, at Merrimack (2-3-22) |
| | 8, at Long Island (2-19-22) |
| Most 4th quarter | 26, VALLEY FORGE (11-13-21) |
| | 26, at Central Connecticut (1-23-22) |
| Fewest 4th quarter | 6, WAGNER (2-10-22) |
| Largest margin of victory | 87, VALLEY FORGE (11-13-21) |
| Smallest margin of defeat | 1, at Loyola (12-4-21) |
| Largest lead surrendered | 16, LONG ISLAND (1-6-21) |
| Largest deficit overcome | 12, WAGNER (2-10-22) |

Opponent Team Superlatives

| | |
|-------------|-----------------------------|
| Points | 98, at Maryland (11-16-21) |
| Field Goals | 40, at Ohio State (12-7-21) |
| 3-Point FG | 11, at Lehigh (11-19-21) |
| Free Throws | 21, at Seton Hall (11-9-21) |
| Rebounds | 51, at Maryland (11-16-21) |
| Assists | 23, at Ohio State (12-7-21) |
| Steals | 16, at Maryland (11-16-21) |
| Blocks | 9, WAGNER (2-10-22) |

2021-22 SCORING BREAKDOWN

| Date | Opponent | STARTERS | BENCH | TOTAL |
|-------|---------------------------|----------|----------|-------|
| 11/9 | at Seton Hall | 54 | 14 | 68 |
| 11/13 | VALLEY FORGE | 61 | 41 | 102 |
| 11/16 | at Maryland | 47 | 10 | 57 |
| 11/19 | at Lehigh | 56 | 16 | 72 |
| 11/23 | HOWARD | 41 | 8 | 49 |
| 11/28 | at Clemson | 25 | 34 | 59 |
| 12/4 | at Loyola | 34 | 21 | 55 |
| 12/7 | at Ohio State | 34 | 16 | 50 |
| 12/18 | MARYLAND EASTERN SHORE | 64 | 18 | 82 |
| 12/21 | UMBC | | Canceled | |
| 12/29 | at Fairleigh Dickinson * | | Forfeit | |
| 12/31 | at Wagner * | | Forfeit | |
| 1/6 | LONG ISLAND * | 65 | 5 | 70 |
| 1/8 | ST. FRANCIS BROOKLYN * | 47 | 12 | 59 |
| 1/15 | BRYANT * | 62 | 6 | 68 |
| 1/17 | MERRIMACK * | 60 | 18 | 78 |
| 1/21 | at Sacred Heart * | 36 | 24 | 60 |
| 1/23 | at Central Connecticut * | 58 | 13 | 71 |
| 1/27 | FAIRLEIGH DICKINSON * | 45 | 11 | 56 |
| 1/29 | SAINT FRANCIS U * | 53 | 5 | 58 |
| 2/3 | at Merrimack * | 60 | 8 | 68 |
| 2/5 | at Bryant * | 54 | 14 | 68 |
| 2/10 | WAGNER * | 38 | 15 | 53 |
| 2/17 | at St. Francis Brooklyn * | 32 | 21 | 53 |
| 2/19 | at Long Island * | 30 | 16 | 46 |
| 2/24 | SACRED HEART * | 44 | 19 | 63 |
| 2/26 | CENTRAL CONNECTICUT * | | | |
| 3/3 | at Saint Francis U * | | | |

2021-22 REBOUNDING BREAKDOWN

| Date | Opponent | MOUNT | OPP. | +/- |
|-------|---------------------------|-------|----------|-----|
| 11/9 | at Seton Hall | 36 | 33 | +3 |
| 11/13 | VALLEY FORGE | 52 | 20 | +32 |
| 11/16 | at Maryland | 31 | 51 | -20 |
| 11/19 | at Lehigh | 28 | 39 | -11 |
| 11/23 | HOWARD | 33 | 38 | -5 |
| 11/28 | at Clemson | 35 | 45 | -10 |
| 12/4 | at Loyola | 38 | 32 | +6 |
| 12/7 | at Ohio State | 26 | 40 | -14 |
| 12/18 | MARYLAND EASTERN SHORE | 27 | 33 | -6 |
| 12/21 | UMBC | | Canceled | |
| 12/29 | at Fairleigh Dickinson * | | Forfeit | |
| 12/31 | at Wagner * | | Forfeit | |
| 1/6 | LONG ISLAND * | 40 | 31 | +9 |
| 1/8 | ST. FRANCIS BROOKLYN * | 33 | 38 | -5 |
| 1/15 | BRYANT * | 24 | 36 | -12 |
| 1/17 | MERRIMACK * | 34 | 35 | -1 |
| 1/21 | at Sacred Heart * | 34 | 43 | -9 |
| 1/23 | at Central Connecticut * | 32 | 30 | +2 |
| 1/27 | FAIRLEIGH DICKINSON * | 33 | 30 | +3 |
| 1/29 | SAINT FRANCIS U * | 20 | 37 | -17 |
| 2/3 | at Merrimack * | 36 | 36 | 0 |
| 2/5 | at Bryant * | 36 | 32 | +4 |
| 2/10 | WAGNER * | 39 | 35 | +4 |
| 2/17 | at St. Francis Brooklyn * | 29 | 43 | -14 |
| 2/19 | at Long Island * | 36 | 46 | -10 |
| 2/24 | SACRED HEART * | 37 | 35 | +2 |
| 2/26 | CENTRAL CONNECTICUT * | | | |
| 3/3 | at Saint Francis U * | | | |

2021-22 MOUNT ST. MARY'S GAME-BY-GAME STARTERS

| Date | Opponent | 1 | 2 | 3 | 4 | 5 | Together | Lineup |
|-------|---------------------------|---------|----------|----------|-----------|----------------|----------|--------|
| 11/9 | at Seton Hall | Borgosz | Bresee | Harrison | Taylor | Agentowicz | 0-1 | 1 |
| 11/13 | VALLEY FORGE | Hunt | Bresee | Harrison | Taylor | Agentowicz | 1-0 | 2 |
| 11/16 | at Maryland | Hunt | Bresee | Harrison | Taylor | Agentowicz | 1-1 | 2 |
| 11/19 | at Lehigh | Hunt | Bresee | Harrison | Taylor | Agentowicz | 1-2 | 2 |
| 11/23 | HOWARD | Hunt | Bresee | Harrison | Taylor | Agentowicz | 1-3 | 2 |
| 11/28 | at Clemson | Hunt | Harrison | Taylor | Tomasetti | Agentowicz | 0-1 | 3 |
| 12/4 | at Loyola | Hunt | Harrison | Taylor | Tomasetti | Lindsay-Huskey | 0-1 | 4 |
| 12/7 | at Ohio State | Hunt | Bresee | Harrison | Taylor | Agentowicz | 1-4 | 2 |
| 12/18 | MARYLAND EASTERN SHORE | Hunt | Bresee | Harrison | Taylor | Agentowicz | 2-4 | 2 |
| 12/21 | UMBC | | | | Canceled | | | |
| 12/29 | at Fairleigh Dickinson * | | | | Forfeit | | | |
| 12/31 | at Wagner * | | | | Forfeit | | | |
| 1/6 | LONG ISLAND * | Hunt | Bresee | Harrison | Tomasetti | Agentowicz | 1-0 | 5 |
| 1/8 | ST. FRANCIS BROOKLYN * | Hunt | Bresee | Harrison | Tomasetti | Agentowicz | 1-1 | 5 |
| 1/15 | BRYANT * | Hunt | Bresee | Harrison | Tomasetti | Agentowicz | 2-1 | 5 |
| 1/17 | MERRIMACK * | Hunt | Bresee | Harrison | Tomasetti | Agentowicz | 3-1 | 5 |
| 1/21 | at Sacred Heart * | Hunt | Bresee | Harrison | Tomasetti | Agentowicz | 4-1 | 5 |
| 1/23 | at Central Connecticut * | Hunt | Bresee | Harrison | Tomasetti | Agentowicz | 5-1 | 5 |
| 1/27 | FAIRLEIGH DICKINSON * | Hunt | Bresee | Harrison | Tomasetti | Agentowicz | 5-2 | 5 |
| 1/29 | SAINT FRANCIS U * | Hunt | Bresee | Harrison | Tomasetti | Agentowicz | 5-3 | 5 |
| 2/3 | at Merrimack * | Hunt | Bresee | Harrison | Tomasetti | Agentowicz | 6-3 | 5 |
| 2/5 | at Bryant * | Hunt | Bresee | Harrison | Tomasetti | Agentowicz | 7-3 | 5 |
| 2/10 | WAGNER * | Hunt | Bresee | Harrison | Tomasetti | Agentowicz | 8-3 | 5 |
| 2/17 | at St. Francis Brooklyn * | Hunt | Bresee | Harrison | Tomasetti | Agentowicz | 8-4 | 5 |
| 2/19 | at Long Island * | Hunt | Bresee | Harrison | Tomasetti | Agentowicz | 8-5 | 5 |
| 2/24 | SACRED HEART * | Hunt | Bresee | Harrison | Tomasetti | Agentowicz | 9-5 | 5 |
| 2/26 | CENTRAL CONNECTICUT * | | | | | | | |
| 3/3 | at Saint Francis U * | | | | | | | |





LAST TIME IT HAPPENED FOR THE MOUNT

Mount won back-to-back games: at Bryant (2-5-22); WAGNER (2-10-22)

Mount lost back-to-back games: at St. Francis Brooklyn (2-17-22); at Long Island (2-19-22)

Mount played an overtime game: at Saint Francis U (1-20-18), L, 92-88

Mount played a multi-overtime game: at Wagner (3-5-21), L, 73-68 (2ot)

Mount won an overtime game: at FDU (2-18-17), W, 75-71

Mount lost an overtime game: at Wagner (3-5-21), L, 73-68 (2ot)

Mount scored 100+ points in a game: VALLEY FORGE (11-13-21), W, 102-15

Mount allowed 100+ points in a game: at Notre Dame (11-11-17), L, 121-65

Mount scored 90-99 points in a game: BRYANT (2-20-21), W, 92-54

Mount allowed 90-99 points in a game: at Lehigh (11-19-21), L, 91-72

Mount won a game on a neutral site: vs. Richmond (12-20-19), W 75-67

Mount lost a game on a neutral site: vs. Maryland (3-22-21), L, 98-45

Mount won by 20-29 points: SACRED HEART (2-24-22), W, 63-40

Mount lost by 20-29 points: at Clemson (11-28-21), L, 83-59

Mount won by 30-39 points: WAGNER (3-14-21), W, 70-38

Mount lost by 30-39 points: at Sacred Heart (2-9-19), L, 76-41

Mount won by 40 or more points: VALLEY FORGE (11-13-21), W, 102-15

Mount lost by 40 or more points: at Ohio State (12-7-21), L, 94-50

A Mount player had a triple double: Kim Rhock, St. Francis Brooklyn (2-13-90), 19 p, 14 r, 10 s

A Mount player had a double double: at Bryant (2-5-22), Kendall Bresee 13p, 10 r; Isabella Hunt 12 p, 13 r

Two Mount players had a double double: at Bryant (2-5-22), Kendall Bresee 13p, 10 r; Isabella Hunt 12 p, 13 r

Two Mount players with 20 points: MARYLAND EASTERN SHORE (12-18-21), Bresee (27); Agentowicz (23)

Three Mount players with 20 points: WAGNER (1-18-14) Brewer (23); Henderson (21); Grossett (20)

Mount player with 20 points and 10 rebounds: Kendall Bresee, FAIRLEIGH DICKINSON (1-28-21), 23 p, 13 r

Five or more Mount players scored 10 points or more: at Merrimack (2-24-21)

- R. Lee 16, Bresee 13, Taylor 12, Birkhead 12, Agentowicz 11

Two Mount players had 10 or more rebounds: at Bryant (2-5-22), Isabella Hunt 13, Kendall Bresee 10

A Mount player had 20 or more points:

Home: Kendall Bresee, 22, SAINT FRANCIS U (1-29-22) | Away: Kendall Bresee, 20, at Lehigh (11-19-21)

A Mount player had 30 or more points:

Home: Michaela Harrison, BRYANT (2-20-21), 35 | Away: Michaela Harrison, at Long Island (2-11-19), 31

A Mount player had 40 or more points:

Home: Kim Rhock, Monmouth (2-8-90), 50 | Away: Margaret Diaz, at West Chester (12-11-81), 41

A Mount player had 10 or more rebounds:

Home: WAGNER (2-10-22), Isabella Hunt 10 | Away: at Bryant (2-5-22), Isabella Hunt 13, Kendall Bresee 10

A Mount player had 15 or more rebounds:

Home: Kendall Bresee, CENTRAL CONNECTICUT (1-24-21), 15 | Away: Rebecca Lee, Gardner-Webb (12-3-18), 16

A Mount player had 20 or more rebounds:

Home: Vanessa Blair, Navy (11-21-91), 21 | Away: Beth Foster, at Monmouth (1-24-02), 23

A Mount player had 10 or more assists:

Home: Hassanah Oliver, Quinnipiac (1-30-10), 12 | Away: Ashley Christie, at FDU (2-10-14), 10

A Mount player had 10 or more ft made:

Home: Kendall Bresee, BRYANT (2-21-21), 11 | Away: Kendall Bresee, at Sacred Heart (1-15-21), 11

A Mount player had 10 or more field goals made:

Home: Kendall Bresee, SAINT FRANCIS U (2-28-21), 10 | Away: Rebecca Lee, at Merrimack (2-25-21), 10

A Mount player had 5 or more 3-pt field goals:

Home: Michaela Harrison, LONG ISLAND (1-6-21), 7 | Away: Jasmine Lindsay-Huskey, at Clemson (11-28-21), 5

A Mount player had 5 or more steals:

Home: Michaela Harrison, BRYANT (1-15-22) | Away: Michaela Harrison, at Saint Francis U (3-1-21), 5

A Mount player had 5 or more blocks:

Home: Rebecca Lee, ST. FRANCIS BROOKLYN (1-8-21), 5 | Away: Rebecca Lee, at Wagner (3-5-21), 5

Mount won a Northeast Conference Playoff Game:

Home: WAGNER (3-14-21), W, 70-38 (CHAMPIONSHIP) | Away: at SFBK (3-11-19), W, 80-74 (QF)

Mount lost a Northeast Conference Playoff Game:

Home: SAINT FRANCIS U (3-12-14), L, 68-63 (SF) | Away: at Robert Morris (3-4-19), L, 69-65 (SF)

Mount played a Northeast Conference Playoff Game:....

Home: WAGNER (3-14-21), W, 70-38 (CHAMPIONSHIP) | Away: at Robert Morris (3-4-19), L, 69-65 (SF)

POSTSEASON HISTORY

NCAA Tournament Appearances: 10 (3 DI, 7 DIU)

* Division I (3): '94, '95, '21

* Division II (7): '82, '83, '84, '85, '86, '87, '88

NCAA Tournament Record: 5-10 Overall

* Division I: 0-3

* Division II: 5-7

NCAA Tournament Appearances:

* Last Appearance: 3/22/21 (98-45 loss to Maryland)

* Last Win: 3/7/87 (88-75 win over Virginia State)

Regular Season Conference Titles: 10 (ALL DI)

* Northeast (DI): '90, '91, '92, '93, '94, '95, '96, '99, '01, '21

Conference Tournament Titles: 8 (4 DI, 4 DIU)

* Northeast Conference (DI): '93, '94, '95, '21

* Mason-Dixon Conference (DIU): '85, '86, '87, '88

NEC Tournament Appearances: 27

* '90, '91, '92, '93, '94, '95, '96, '97, '98, '99, '00, '01, '02, '03, '04, '05, '06, '07, '08, '09, '12, '13, '14, '15, '16, '17, '19, '20, '21

NEC Tournament Record: 23-24

WNIT Postseason Appearances: 1

* 14

WOMEN'S BASKETBALL TIMELINE

- Mount St. Mary's is founded in 1808
- First admitted women in 1972
- First women's basketball season in 1974-75 coached by Rev. James Delaney
- Former Mount Men's Basketball and NBA player Fred Carter takes over as Head Coach in 1978-79
- Mount plays its final season in the AIAW in 1980-81; makes move to NCAA Division II before the 1981-82 season
- Bill Sheahan hired before the 1981-82 season and leads the Mount to third place in the Division II NCAA Tournament
- First season in Knott Arena in 1987-88
- Moved from Division II to Division I in 1988-89
- Joined the Northeast Conference in 1989-90
- Mount wins first NEC Tournament title in 1992-93 season
- Mount wins NEC Tournament and berth in NCAA Tournament in back-to-back seasons in 1993-94 and 1994-95
- Former Mount great Vanessa Blair named Head Coach and earns NEC Coach of the Year in first season in 1998-99
- Gained University status in 2004; switches name from Mount St. Mary's College to Mount St. Mary's University
- Mount makes Postseason WNIT for first time in school history in 2013-14
- Maria Marchesano named Head Coach in 2017
- Won first NEC Regular Season title for first time in 20 years and went to NCAA Tournament for first time in 26 years in 2020-2021 season
- Antoine White named seventh Head Coach in Team History on March 30, 2021





2021-22 MOUNT ST. MARY'S WOMEN'S BASKETBALL

2021-2022 BOX SCORES

GAME 1 (SETON HALL)



Official Basketball Box Score - Final
Mount St. Mary's at Seton Hall
11/09/21 Walsh Gymnasium, South Orange
2021-22 Seton Hall Women's Basketball

Game Time: 7:00 PM
Game Duration: 1:55
Attendance: 581

Officials: Shawn Goode, Keith Miller, Cori Chambers

Mount St. Mary's - 68

Record: 0-1

| NO. Name | Min | FG | 3P | FT | Rebounds | Fouls | TP | AS | TO | ST | Blocks | +/- |
|---------------------------|---------|-------|------|-------|-----------|-------|----|----|----|----|--------|-----|
| | | M-A | M-A | M-A | OR DR TOT | PF FD | | | | | BS BA | |
| 2 Tess Borgosz | F 01:52 | 0-1 | 0-0 | 0-0 | 1 0 1 | 0 0 | 0 | 0 | 0 | 0 | 1 1 | -9 |
| 3 Kendall Bressee | G 35:03 | 9-14 | 1-4 | 3-5 | 1 4 5 | 4 4 | 22 | 6 | 6 | 0 | 2 0 | -12 |
| 10 Michaela Harrison | G 37:43 | 7-13 | 4-8 | 2-2 | 1 2 3 | 3 2 | 20 | 0 | 1 | 1 | 0 0 | -12 |
| 13 Aryna Taylor | G 32:27 | 1-5 | 0-2 | 4-4 | 0 5 5 | 4 3 | 6 | 0 | 4 | 1 | 0 0 | -6 |
| 21 Kayla Agentowicz | G 32:15 | 3-7 | 0-2 | 0-0 | 0 4 4 | 0 6 | 2 | 3 | 1 | 0 | 0 0 | -18 |
| 00 Isabella Hunt | 21:16 | 3-7 | 0-0 | 2-3 | 4 3 7 | 4 4 | 8 | 2 | 4 | 2 | 0 1 | 5 |
| 14 Jessica Tomasetti | 22:27 | 2-3 | 0-1 | 0-0 | 2 3 5 | 0 4 | 0 | 4 | 1 | 0 | 0 0 | -1 |
| 11 Jada Lee | 10:20 | 1-2 | 0-1 | 0-1 | 0 2 2 | 2 2 | 2 | 1 | 4 | 0 | 0 0 | -5 |
| 15 Jasmine Lindsay-Huskey | 06:37 | 0-1 | 0-1 | 0-0 | 0 1 1 | 2 0 | 0 | 0 | 0 | 0 | 0 0 | -7 |
| Team | | | | | 1 2 3 | 0 0 | | | | | | |
| Totals | | 26-53 | 5-19 | 11-15 | 9 27 36 | 23 15 | 68 | 11 | 26 | 6 | 2 2 | -13 |

Technical Fouls:NONE

| Shooting By Period |
|--------------------|
| 1st FG% 8-17 47.1% |
| 3PT% 1-6 16.7% |
| FT% 3-5 60% |
| 2nd FG% 4-8 50.0% |
| 3PT% 1-4 25.0% |
| FT% 0-0 0% |
| 3rd FG% 9-16 56.3% |
| 3PT% 3-8 37.5% |
| FT% 0-1 0% |
| 4th FG% 5-12 41.7% |
| 3PT% 0-1 0.0% |
| FT% 8-9 88.9% |
| GM FG% 26-53 49.1% |
| 3PT% 5-19 26.3% |
| FT% 11-15 73.3% |

Dead Ball Rebounds: 0

Seton Hall - 81

Record: 1-0

| NO. Name | Min | FG | 3P | FT | Rebounds | Fouls | TP | AS | TO | ST | Blocks | +/- |
|-------------------------|---------|-------|------|-------|-----------|-------|----|----|----|----|--------|-----|
| | | M-A | M-A | M-A | OR DR TOT | PF FD | | | | | BS BA | |
| 15 Katie Armstrong | F 32:12 | 2-11 | 0-2 | 5-5 | 3 5 8 | 3 6 | 9 | 2 | 0 | 2 | 1 1 | 15 |
| 34 Ariel Cummings | F 08:59 | 1-2 | 0-0 | 0-1 | 1 1 2 | 4 1 | 2 | 0 | 3 | 0 | 0 0 | 4 |
| 3 Lauren Park-Lane | G 38:19 | 7-16 | 1-3 | 7-10 | 0 3 3 | 9 24 | 4 | 3 | 4 | 1 | 0 0 | 7 |
| 4 Andra Espinoza-Hunter | G 39:47 | 7-16 | 3-7 | 4-4 | 1 3 4 | 1 2 | 21 | 1 | 6 | 0 | 0 1 | 13 |
| 5 Mya Jackson | G 36:29 | 5-10 | 2-5 | 4-5 | 1 2 3 | 1 4 | 16 | 0 | 0 | 2 | 0 0 | 4 |
| 20 Curtessia Dean | 12:25 | 2-5 | 0-1 | 0-0 | 1 3 4 | 2 0 | 4 | 0 | 1 | 0 | 0 0 | 3 |
| 10 Mya Bemby | 11:05 | 0-1 | 0-0 | 0-0 | 1 3 4 | 0 0 | 2 | 0 | 1 | 1 | 0 0 | 0 |
| 22 Amari Wright | 20:44 | 1-2 | 0-0 | 1-2 | 1 2 3 | 2 1 | 3 | 1 | 0 | 3 | 0 0 | 19 |
| Team | | | | | 2 2 2 | 0 0 | | | | | | |
| Totals | | 27-62 | 6-18 | 21-27 | 11 22 33 | 16 23 | 81 | 8 | 14 | 12 | 2 2 | 13 |

Technical Fouls:Park-Lane 4th 6:50

| Shooting By Period |
|---------------------|
| 1st FG% 8-15 53.3% |
| 3PT% 6-8 75.0% |
| FT% 2-2 100% |
| 2nd FG% 10-19 52.6% |
| 3PT% 0-2 0.0% |
| FT% 1-3 33.3% |
| 3rd FG% 5-14 35.7% |
| 3PT% 0-4 0.0% |
| FT% 6-7 85.7% |
| 4th FG% 4-14 28.6% |
| 3PT% 0-4 0.0% |
| FT% 12-15 80% |
| GM FG% 27-62 43.5% |
| 3PT% 6-18 33.3% |
| FT% 21-27 77.8% |

Dead Ball Rebounds: 3

| MSM | HALL |
|------------------|---|
| Biggest lead | 0 (1 st 10:00) 18 (2 nd 1:21) |
| Best Scoring Run | 9 (1 st 5:00) 15 (2 nd 1:21) |
| Lead Changes | 0 |
| Times Tied | 2 |
| Time with Lead | 00:00 38:47 |

| Points from Turnovers | MSM | HALL |
|--------------------------|-----|------|
| Paint | 38 | 36 |
| Second Chance | 6 | 13 |
| Fast Breaks | 2 | 16 |
| Bench | 14 | 9 |
| Period by Period Scoring | MSM | HALL |
| 1st | 20 | 9 |
| 2nd | 21 | 18 |
| 3rd | 18 | 68 |
| 4th | 24 | 21 |
| TOT | 81 | 81 |

GAME 3 (MARYLAND)



Official Basketball Box Score - Final
Mount St. Mary's at Maryland
11/16/21 MXfinity Center, College Park
2021-22 Women's Basketball

Game Time: 7:00 PM
Game Duration: 1:42
Attendance: 3,683

Officials: Jesse Dickerson, Bryan Entefine, Kelsey Reynolds

Mount St. Mary's - 57

Record: 1-2

| NO. Name | Min | FG | 3P | FT | Rebounds | Fouls | TP | AS | TO | ST | Blocks | +/- |
|---------------------------|---------|-------|-------|------|-----------|-------|----|----|----|----|--------|-----|
| | | M-A | M-A | M-A | OR DR TOT | PF FD | | | | | BS BA | |
| 00 Isabella Hunt | F 21:54 | 2-4 | 0-0 | 0-0 | 1 4 5 | 3 2 | 4 | 3 | 4 | 0 | 0 1 | -20 |
| 3 Kendall Bressee | G 30:33 | 3-9 | 1-3 | 5-7 | 1 7 8 | 1 6 | 12 | 4 | 4 | 1 | 0 0 | -28 |
| 10 Michaela Harrison | G 23:16 | 3-9 | 2-7 | 0-0 | 0 1 1 | 0 0 | 8 | 0 | 0 | 0 | 2 0 | -29 |
| 13 Aryna Taylor | G 34:20 | 6-14 | 5-10 | 4-5 | 0 3 3 | 2 4 | 21 | 1 | 3 | 0 | 0 0 | -41 |
| 21 Kayla Agentowicz | G 24:25 | 1-6 | 0-2 | 0-0 | 0 3 3 | 3 1 | 2 | 1 | 0 | 1 | 0 1 | -27 |
| 14 Jessica Tomasetti | 24:19 | 1-6 | 0-2 | 0-0 | 1 0 1 | 2 0 | 2 | 3 | 1 | 0 | 1 0 | -16 |
| 15 Jasmine Lindsay-Huskey | 16:37 | 2-2 | 0-0 | 0-0 | 1 1 2 | 1 6 | 0 | 1 | 0 | 0 | 0 0 | -20 |
| 11 Jada Lee | 17:53 | 0-4 | 0-1 | 0-0 | 3 3 6 | 1 0 | 0 | 1 | 5 | 0 | 1 1 | -15 |
| 5 Abby Bailey | 06:43 | 1-2 | 0-0 | 0-0 | 1 0 1 | 2 0 | 2 | 0 | 1 | 0 | 0 0 | -9 |
| Team | | | | | 1 1 2 | 0 0 | | | | | | |
| Totals | | 19-56 | 10-27 | 9-12 | 8 23 31 | 16 14 | 57 | 13 | 19 | 2 | 4 3 | -41 |

Technical Fouls:NONE

| Shooting By Period |
|--------------------|
| 1st FG% 3-7 42.9% |
| 3PT% 1-5 20.0% |
| FT% 0-0 0% |
| 2nd FG% 7-12 58.3% |
| 3PT% 3-6 50.0% |
| FT% 2-4 50% |
| 3rd FG% 5-14 35.7% |
| 3PT% 5-9 55.6% |
| FT% 4-4 100% |
| 4th FG% 4-13 30.8% |
| 3PT% 2-7 28.6% |
| FT% 3-4 75% |
| GM FG% 19-56 33.9% |
| 3PT% 10-27 37.0% |
| FT% 9-12 75.0% |

Dead Ball Rebounds: 1

Maryland - 98

Record: 4-0

| NO. Name | Min | FG | 3P | FT | Rebounds | Fouls | TP | AS | TO | ST | Blocks | +/- |
|--------------------|---------|-------|------|-------|-----------|-------|----|----|----|----|--------|-----|
| | | M-A | M-A | M-A | OR DR TOT | PF FD | | | | | BS BA | |
| 2 Mimi Collins | F 27:03 | 8-14 | 1-3 | 1-1 | 1 8 9 | 1 2 | 18 | 1 | 1 | 2 | 0 1 | 20 |
| 10 Angel Reese | F 25:32 | 8-10 | 0-0 | 2-4 | 7 8 15 | 2 4 | 18 | 3 | 1 | 4 | 1 1 | 38 |
| 55 Chloe Bibby | F 28:05 | 5-11 | 0-3 | 3-4 | 7 2 9 | 0 3 | 13 | 1 | 2 | 3 | 1 0 | 31 |
| 11 Katie Benzan | G 30:38 | 4-9 | 4-7 | 2-2 | 0 2 2 | 1 1 | 14 | 8 | 2 | 4 | 0 1 | 31 |
| 15 Ashley Owusu | G 24:13 | 6-12 | 0-0 | 4-6 | 0 2 2 | 2 3 | 16 | 5 | 1 | 2 | 0 0 | 24 |
| 0 Shyanne Sellers | 32:35 | 5-11 | 1-3 | 1-1 | 3 8 11 | 2 1 | 12 | 2 | 0 | 1 | 0 1 | 36 |
| 14 Taisiya Kostova | 17:40 | 1-3 | 1-2 | 0-0 | 1 0 1 | 3 0 | 3 | 0 | 0 | 0 | 1 0 | 15 |
| 21 Emma Chardon | 14:14 | 1-4 | 0-0 | 2-3 | 0 0 0 | 3 2 | 4 | 0 | 1 | 0 | 0 0 | 10 |
| Team | | | | | 1 1 2 | 0 0 | | | | | | |
| Totals | | 38-76 | 7-18 | 15-21 | 20 31 51 | 14 16 | 98 | 20 | 9 | 16 | 3 4 | 41 |

Technical Fouls:NONE

| Shooting By Period |
|---------------------|
| 1st FG% 10-15 66.7% |
| 3PT% 0-3 0.0% |
| FT% 3-4 75% |
| 2nd FG% 12-21 57.1% |
| 3PT% 3-5 60.0% |
| FT% 3-4 75% |
| 3rd FG% 8-22 36.4% |
| 3PT% 3-6 50.0% |
| FT% 2-4 50% |
| 4th FG% 8-18 44.4% |
| 3PT% 1-4 25.0% |
| FT% 7-9 77.8% |
| GM FG% 38-76 50.0% |
| 3PT% 7-18 38.9% |
| FT% 15-21 71.4% |

Dead Ball Rebounds: 1

| MSM | UMD |
|------------------|---|
| Biggest lead | 0 (1 st 10:00) 41 (4 th 0:31) |
| Best Scoring Run | 6 (4 th 2:08) 16 (1 st 2:24) |
| Lead Changes | 0 |
| Times Tied | 0 |
| Time with Lead | 00:00 39:07 |

| Points from Turnovers | MSM | UMD |
|--------------------------|-----|-----|
| Paint | 14 | 50 |
| Second Chance | 9 | 17 |
| Fast Breaks | 3 | 34 |
| Bench | 10 | 19 |
| Period by Period Scoring | MSM | UMD |
| 1st | 7 | 18 |
| 2nd | 19 | 13 |
| 3rd | 13 | 57 |
| 4th | 20 | 24 |
| TOT | 57 | 98 |

GAME 2 (VALLEY FORGE)



Official Basketball Box Score - Final
Valley Forge at Mount St. Mary's
11/13/21 Knott Arena, Emmisburg
2021-22 Women's Basketball

Game Time: 1:00 PM
Game Duration: 1:33
Attendance: 1,032

Officials: Timothy Greene, Gina Catanzarri, Brandon Appel

Valley Forge - 15

Record: 0-0

| NO. Name | Min | FG | 3P | FT | Rebounds | Fouls | TP | AS | TO | ST | Blocks | +/- |
|---------------------|---------|------|------|-----|-----------|-------|----|----|----|----|--------|-----|
| | | M-A | M-A | M-A | OR DR TOT | PF FD | | | | | BS BA | |
| 11 Amaya Brown | F 28:45 | 0-13 | 0-4 | 1-2 | 0 3 3 | 2 1 | 1 | 0 | 6 | 1 | 0 0 | -69 |
| 13 Megan Firth | F 09:02 | 0-1 | 0-0 | 0-0 | 0 0 0 | 2 0 | 0 | 0 | 1 | 0 | 0 0 | -16 |
| 1 Destiny Cox | 29:09 | 2-6 | 1-2 | 0-0 | 0 0 0 | 2 1 | 5 | 0 | 2 | 0 | 0 3 | -59 |
| 2 Mariah Matthews | 32:28 | 1-13 | 0-6 | 0-0 | 0 3 3 | 0 0 | 2 | 1 | 5 | 1 | 1 4 | -71 |
| 12 Jasmine Hamilton | 23:00 | 1-2 | 0-0 | 0-0 | 0 1 1 | 2 3 | 2 | 0 | 0 | 3 | 1 1 | -45 |
| 32 Dominique Barnes | 15:44 | 0-2 | 0-0 | 0-0 | 2 1 3 | 3 0 | 0 | 0 | 1 | 0 | 1 1 | -45 |
| 22 Kaitona Hanna | 08:42 | 1-6 | 0-0 | 1-2 | 1 0 1 | 0 3 | 3 | 0 | 1 | 0 | 0 1 | 23 |
| 23 Yoceline Quiles | 06:42 | 0-0 | 0-0 | 0-0 | 0 0 0 | 2 2 | 0 | 0 | 2 | 1 | 0 0 | -21 |
| 5 Hikilani Molian | 11:09 | 0-2 | 0-1 | 0-0 | 0 0 0 | 1 0 | 0 | 0 | 1 | 0 | 0 0 | -26 |
| 10 Jessi Manning | 10:59 | 1-3 | 0-0 | 0-0 | 0 4 4 | 0 0 | 2 | 0 | 0 | 1 | 0 2 | -17 |
| 14 Hannah Rousey | 09:15 | 0-1 | 0-0 | 0-0 | 0 0 0 | 0 0 | 0 | 0 | 0 | 0 | 0 0 | -20 |
| 3 Alexis Curtis | 06:54 | 0-0 | 0-0 | 0-0 | 0 0 0 | 0 0 | 1 | 0 | 0 | 1 | 0 0 | -19 |
| 21 Kayla Agentowicz | 04:43 | 0-1 | 0-1 | 0-0 | 0 1 1 | 0 0 | 0 | 0 | 0 | 0 | 0 0 | -3 |
| 4 Deborah Cox | 03:28 | 0-0 | 0-0 | 0-0 | 0 0 0 | 0 0 | 0 | 0 | 0 | 0 | 0 0 | -1 |
| Team | | | | | 1 3 4 | 0 0 | | | | | | |
| Totals | | 6-50 | 1-14 | 2-4 | 4 16 20 | 15 10 | 15 | 1 | 26 | 4 | 3 12 | -87 |

Technical Fouls:NONE

Mount St. Mary's - 102

Record: 1-1

| NO. Name | | Min | FG | 3P | FT | Rebounds | Fouls | TP | AS | TO | ST | Blocks | B/S | +/- |
|----------|------------------------|---------|-------|-------|-------|----------|-------|-----|----|----|-----|--------|-----|-----|
| | | | M-A | M-A | M-A | OR DR | PF FD | | | | | BS | BA | |
| 00 | Isabella Hunt | F 28:16 | 7-10 | 0-0 | 1-2 | 6 5 11 | 0 4 | 15 | 1 | 2 | 3 | 1 1 | 60 | |
| 3 | Kendall Bressee | G 23:54 | 1-8 | 0-1 | 3-4 | 2 7 9 | 0 3 | 5 | 5 | 1 | 0 | 4 1 | 45 | |
| 10 | Michaela Harrison | G 20:32 | 3-6 | 1-3 | 2-2 | 0 1 1 | 2 1 | 9 | 2 | 0 | 2 | 0 0 | 40 | |
| 13 | Aryna Taylor | G 20:08 | 9-9 | 5-5 | 2-2 | 0 1 1 | 0 1 | 25 | 1 | 0 | 1 | 1 0 | 48 | |
| 21 | Kayla Agentowicz | G 21:19 | 2-5 | 1-2 | 2-2 | 1 7 8 | 0 1 | 7 | 2 | 2 | 2 | 1 0 | 40 | |
| 14 | Jessica Tomasetti | 27:09 | 9-14 | 2-5 | 0-0 | 4 4 1 | 1 20 | 3 | 1 | 3 | 1 3 | 1 66 | | |
| 15 | Jasmine Lindsay-Huskey | 23:13 | 2-4 | 1-5 | 0-0 | 0 2 2 | 2 1 | 5 | 1 | 0 | 0 | 2 0 | 57 | |
| 11 | Jada Lee | 23:14 | 4-8 | 0-4 | 2-2 | 0 3 3 | 1 2 | 10 | 4 | 1 | 2 | 1 0 | 54 | |
| 5 | Abby Bailey | 12:15 | 2-4 | 0-0 | 2-2 | 3 4 7 | 4 1 | 6 | 1 | 0 | 1 | 1 0 | 25 | |
| Team | | | | | | 2 4 6 | 0 0 | | | 0 | 0 | | | |
| Totals | | | 39-70 | 10-25 | 14-16 | 14 38 52 | 10 15 | 102 | 20 | 7 | 14 | 12 3 | 87 | |



2021-22 MOUNT ST. MARY'S WOMEN'S BASKETBALL

2021-2022 BOX SCORES

GAME 5 (HOWARD)



Official Basketball Box Score - Final
Howard at Mount St. Mary's
11/23/21 Knott Arena, Emmitsburg
2021-22 Women's Basketball

Game Time: 6:00 PM
Game Duration: 1:40
Attendance: 643

Officials: Kristi Vera, Lamar Diamond, Chris Boyer

Howard - 56

Record: 2-3

| NO. Name | Min | FG | 3P | FT | Rebounds | Fouls | TP | AS | TO | ST | Blocks | +/- |
|------------------------|---------|-------|------|-------|----------|----------|----|----|----|--------|--------|-----|
| 24 Brooklyn Fort-Davis | F 24:03 | 1-2 | 0-0 | 2-2 | 0 6 6 | 2 1 4 | 4 | 0 | 2 | 2 | 1 0 3 | 3 |
| 32 Kristlyn Marsh | F 28:45 | 4-7 | 0-0 | 2-4 | 4 5 9 | 2 2 10 | 0 | 5 | 3 | 2 0 0 | 7 | 7 |
| 1 Destiny Howell | G 30:43 | 4-14 | 1-7 | 2-2 | 2 1 3 | 2 5 11 | 2 | 1 | 1 | 2 0 2 | 0 | 2 |
| 2 Iyanna Warren | G 27:25 | 2-12 | 0-3 | 2-4 | 1 4 5 | 1 3 6 | 4 | 2 | 2 | 0 0 0 | -10 | 10 |
| 13 Gia Thorpe | G 28:36 | 1-7 | 0-2 | 2-2 | 2 2 4 | 5 3 4 | 4 | 1 | 3 | 2 0 0 | 0 | 0 |
| 22 Kaiya Creek | 22:15 | 6-9 | 1-3 | 0-0 | 2 2 4 | 3 0 13 | 0 | 3 | 1 | 1 0 9 | 9 | 9 |
| 23 Vanessa Udoji | 16:14 | 1-6 | 1-4 | 0-0 | 0 2 2 | 1 0 3 | 2 | 0 | 2 | 1 0 16 | 16 | 16 |
| 33 Kaniyah Harris | 20:25 | 2-3 | 0-1 | 1-1 | 0 4 4 | 2 1 5 | 1 | 0 | 0 | 0 0 8 | 8 | 8 |
| 10 Nia Nelson | 22:29 | 0-0 | 0-0 | 0-0 | 0 0 0 | 0 0 0 | 0 | 0 | 0 | 0 0 0 | 0 | 0 |
| Team | | | | | 0 1 1 | | 0 | 1 | | | | |
| Totals | | 21-60 | 3-20 | 11-15 | 11 27 38 | 18 15 56 | 10 | 17 | 13 | 7 0 7 | | |

Technical Fouls: NONE

| Shooting By Period | 1st | 2nd | 3rd | 4th | FT |
|--------------------|-------------|-------------|-------------|-------------|-------------|
| FG% | 6-15 40.0% | 10-23 43.5% | 11-23 47.8% | 11-23 47.8% | 11-15 73.3% |
| 3PT% | 0-4 0.0% | 1-6 16.7% | 1-3 33.3% | 1-3 33.3% | 1-15 6.7% |
| FT% | 2-4 50% | 7-16 43.8% | 11-23 47.8% | 11-23 47.8% | 11-15 73.3% |
| GM FG% | 21-60 35.0% | 3PT% | 3-20 15.0% | FT% | 11-15 73.3% |

Dead Ball Rebounds: 4, 1

Mount St. Mary's - 49

Record: 1-4

| NO. Name | Min | FG | 3P | FT | Rebounds | Fouls | TP | AS | TO | ST | Blocks | +/- |
|---------------------------|---------|-------|------|------|----------|----------|----|----|-------|-------|--------|-----|
| 00 Isabella Hunt | F 26:28 | 4-5 | 0-0 | 1-3 | 1 4 5 | 2 7 9 | 3 | 5 | 2 | 0 1 1 | -2 | 1 |
| 10 Kendal Breesee | G 39:32 | 4-13 | 0-2 | 3-6 | 3 6 9 | 1 4 11 | 2 | 2 | 1 | 0 3 1 | -3 | 7 |
| 10 Michaela Harrison | G 34:14 | 3-9 | 2-5 | 2-2 | 0 1 1 | 2 3 10 | 1 | 1 | 1 | 0 1 1 | -3 | 3 |
| 13 Aryna Taylor | G 24:28 | 1-7 | 1-5 | 0-0 | 0 1 1 | 2 2 3 | 1 | 3 | 0 | 0 0 0 | -5 | 5 |
| 21 Kayla Agentowicz | G 26:30 | 3-5 | 2-3 | 0-0 | 0 3 3 | 1 0 8 | 4 | 1 | 2 | 0 0 2 | 2 | 2 |
| 2 Tess Borgosz | 13:12 | 0-3 | 0-0 | 1-2 | 0 3 3 | 3 1 1 | 0 | 2 | 0 | 0 0 1 | -4 | 4 |
| 14 Jessica Tomasetti | 20:49 | 2-3 | 1-2 | 0-0 | 0 3 3 | 2 0 5 | 1 | 3 | 0 | 0 0 1 | 2 | 2 |
| 15 Jasmine Lindsay-Huskey | 03:16 | 0-1 | 0-1 | 0-0 | 0 0 0 | 0 0 0 | 0 | 0 | 0 | 0 0 0 | -8 | 8 |
| 11 Jada Lee | 11:31 | 1-3 | 0-0 | 0-0 | 0 1 1 | 2 1 2 | 0 | 2 | 2 | 0 1 1 | -10 | 10 |
| Team | | | | | 1 6 7 | | 0 | 1 | | | | |
| Totals | | 18-49 | 6-18 | 7-13 | 5 28 33 | 15 16 49 | 12 | 20 | 8 0 7 | -7 | | |

Technical Fouls: NONE

| Shooting By Period | 1st | 2nd | 3rd | 4th | FT |
|--------------------|-------------|-------------|-------------|-------------|-------------|
| FG% | 2-13 15.4% | 10-23 43.5% | 11-23 47.8% | 11-23 47.8% | 11-15 73.3% |
| 3PT% | 1-7 14.3% | 1-6 16.7% | 1-3 33.3% | 1-3 33.3% | 1-15 6.7% |
| FT% | 0-0 0% | 7-16 43.8% | 11-23 47.8% | 11-23 47.8% | 11-15 73.3% |
| GM FG% | 18-49 36.7% | 3PT% | 6-18 33.3% | FT% | 7-13 53.8% |

Dead Ball Rebounds: 4, 0

| Biggest lead | 19 (2nd 0:46) | 3 (1st 8:30) |
|------------------|---------------|---------------|
| Best Scoring Run | 11 (2nd 2:44) | 12 (3rd 5:26) |
| Lead Changes | 1 | |
| Times Tied | 0 | |
| Time with Lead | 35:34 | 02:56 |

GAME 7 (LOYOLA)



Official Basketball Box Score - Final
Mount St. Mary's at Loyola Maryland
12/04/21 Ritz Arena, Baltimore
2021-22 Women's Basketball

Game Time: 5:00 PM
Game Duration: 1:56

Officials: Kristi Vera, Anthony Reddin, Lamar Diamond

Mount St. Mary's - 55

Record: 1-6

| NO. Name | Min | FG | 3P | FT | Rebounds | Fouls | TP | AS | TO | ST | Blocks | +/- |
|---------------------------|---------|-------|------|-------|----------|----------|----|----|-------|--------|--------|-----|
| 00 Isabella Hunt | F 24:13 | 1-2 | 0-0 | 8-12 | 4 4 8 | 2 7 10 | 1 | 2 | 2 | 0 0 10 | 10 | 10 |
| 10 Michaela Harrison | G 24:46 | 2-9 | 2-7 | 0-0 | 0 2 2 | 0 2 6 | 1 | 5 | 1 | 0 0 1 | 1 | 1 |
| 13 Aryna Taylor | G 28:23 | 2-11 | 0-3 | 0-0 | 0 4 4 | 1 2 4 | 1 | 1 | 1 | 0 0 4 | 4 | 4 |
| 14 Jessica Tomasetti | G 32:07 | 2-6 | 1-4 | 1-3 | 0 3 3 | 1 2 6 | 1 | 1 | 0 | 0 0 0 | -2 | 2 |
| 15 Jasmine Lindsay-Huskey | G 15:42 | 3-4 | 2-3 | 0-0 | 0 1 1 | 3 1 8 | 0 | 0 | 1 | 0 0 4 | 4 | 4 |
| 2 Tess Borgosz | 15:47 | 1-4 | 0-0 | 0-0 | 2 4 6 | 2 3 2 | 0 | 0 | 0 | 2 0 0 | -11 | 11 |
| 11 Jada Lee | 05:48 | 0-0 | 0-0 | 0-0 | 0 0 0 | 0 0 0 | 0 | 1 | 1 | 0 0 0 | -1 | 1 |
| 33 Kendal Breesee | 26:24 | 4-14 | 0-5 | 1-2 | 1 0 1 | 1 2 9 | 2 | 4 | 2 | 0 1 1 | -2 | 2 |
| 21 Kayla Agentowicz | 26:50 | 4-7 | 2-5 | 0-0 | 3 3 6 | 2 1 10 | 2 | 2 | 2 | 0 0 0 | -8 | 8 |
| Team | | | | | 4 3 7 | | 0 | 0 | | | | |
| Totals | | 19-57 | 7-27 | 10-17 | 14 24 38 | 15 20 55 | 9 | 16 | 8 2 1 | -1 | | |

Technical Fouls: NONE

| Shooting By Period | 1st | 2nd | 3rd | 4th | FT |
|--------------------|-------------|-------------|-------------|-------------|-------------|
| FG% | 3-14 21.4% | 10-23 43.5% | 11-23 47.8% | 11-23 47.8% | 11-15 73.3% |
| 3PT% | 1-5 20.0% | 1-6 16.7% | 1-3 33.3% | 1-3 33.3% | 1-15 6.7% |
| FT% | 8-12 66.7% | 7-16 43.8% | 11-23 47.8% | 11-23 47.8% | 11-15 73.3% |
| GM FG% | 19-57 33.3% | 3PT% | 7-27 25.9% | FT% | 10-17 58.8% |

Dead Ball Rebounds: 3, 0

Loyola Maryland - 56

Record: 3-5

| NO. Name | Min | FG | 3P | FT | Rebounds | Fouls | TP | AS | TO | ST | Blocks | +/- |
|--------------------|---------|-------|------|-------|----------|----------|----|----|-------|--------|--------|-----|
| 21 Charia Roberts | F 16:25 | 1-4 | 0-1 | 0-0 | 1 2 3 | 4 1 2 | 0 | 4 | 0 | 0 0 0 | -1 | 1 |
| 2 Laryn Edwards | G 15:27 | 0-1 | 0-0 | 0-0 | 0 0 0 | 0 1 0 | 0 | 0 | 1 | 0 0 5 | 5 | 5 |
| 4 Taleah Dixon | G 35:30 | 8-16 | 3-7 | 4-4 | 1 5 6 | 3 2 23 | 1 | 4 | 2 | 1 1 3 | 3 | 3 |
| 5 Devyne Newman | G 20:24 | 0-1 | 0-0 | 0-0 | 1 2 3 | 2 0 0 | 0 | 2 | 0 | 0 0 4 | 4 | 4 |
| 22 Bri Rozzi | G 40:00 | 5-10 | 1-1 | 2-2 | 0 3 3 | 1 5 13 | 1 | 1 | 1 | 0 1 1 | 1 | 1 |
| 45 Lex Therien | 30:58 | 3-9 | 0-0 | 6-7 | 0 8 8 | 3 4 12 | 0 | 1 | 1 | 0 1 32 | 32 | 32 |
| 15 Laura Salmeron | 29:28 | 2-5 | 0-1 | 0-0 | 0 3 3 | 2 4 4 | 2 | 4 | 2 | 0 0 0 | -2 | 2 |
| 13 Caramina Tanedo | 05:18 | 0-1 | 0-0 | 0-0 | 0 1 1 | 0 0 0 | 0 | 1 | 0 | 0 0 0 | -5 | 5 |
| 35 Ava Therien | 06:30 | 1-1 | 0-0 | 0-0 | 1 0 1 | 5 0 2 | 0 | 0 | 0 | 0 0 0 | 2 | 2 |
| Team | | | | | 1 3 4 | | 0 | 0 | | | | |
| Totals | | 20-48 | 4-10 | 12-13 | 5 27 32 | 20 15 56 | 6 | 15 | 7 1 2 | 1 | | |

Technical Fouls: NONE

| Shooting By Period | 1st | 2nd | 3rd | 4th | FT |
|--------------------|-------------|-------------|-------------|-------------|-------------|
| FG% | 3-11 27.3% | 10-23 43.5% | 11-23 47.8% | 11-23 47.8% | 11-15 73.3% |
| 3PT% | 1-3 33.3% | 1-6 16.7% | 1-3 33.3% | 1-3 33.3% | 1-15 6.7% |
| FT% | 4-4 100% | 7-16 43.8% | 11-23 47.8% | 11-23 47.8% | 11-15 73.3% |
| GM FG% | 20-48 41.7% | 3PT% | 4-10 40.0% | FT% | 12-13 92.3% |

Dead Ball Rebounds: 0, 1

| Biggest lead | 7 (3rd 0:08) | 7 (2nd 6:36) |
|------------------|--------------|--------------|
| Best Scoring Run | 8 (3rd 7:32) | 6 (1st 2:41) |
| Lead Changes | 8 | |
| Times Tied | 3 | |
| Time with Lead | 10:30 | 26:18 |

GAME 6 (CLEMSON)



Official Basketball Box Score - Final
Mount St. Mary's at Clemson
11/28/21 Littlejohn Coliseum, Clemson
2021-22 Women's Basketball

Game Time: 2:00 PM
Game Duration: 1:49
Attendance: 439

Officials: Fatou Cissoko Stephens, Kate Lukanich, Michael DeCouto

Mount St. Mary's - 59

Record: 1-5

| NO. Name | Min | FG | 3P | FT | Rebounds | Fouls | TP | AS | TO | ST | Blocks | +/- |
|---------------------------|---------|-------|-------|-----|----------|----------|----|----|-------|--------|--------|-----|
| 00 Isabella Hunt | F 25:55 | 2-6 | 0-0 | 0-0 | 4 3 7 | 3 4 4 | 1 | 6 | 1 | 0 1 14 | 14 | 14 |
| 10 Michaela Harrison | G 25:26 | 2-11 | 1-8 | 0-0 | 0 0 0 | 3 1 5 | 2 | 0 | 1 | 0 1 22 | 22 | 22 |
| 13 Aryna Taylor | G 26:03 | 2-8 | 1-5 | 0-2 | 0 1 1 | 1 1 5 | 2 | 3 | 0 | 0 1 33 | 33 | 33 |
| 14 Jessica Tomasetti | G 26:57 | 3-8 | 2-3 | 0-0 | 4 2 6 | 1 0 8 | 5 | 3 | 0 | 0 2 10 | 10 | 10 |
| 21 Kayla Agentowicz | G 25:08 | 1-4 | 1-3 | 0-0 | 1 5 6 | 0 0 3 | 0 | 2 | 0 | 0 0 0 | -31 | 31 |
| 2 Tess Borgosz | 22:17 | 3-8 | 0-1 | 1-2 | 0 3 3 | 4 1 7 | 0 | 2 | 0 | 0 0 0 | -23 | 23 |
| 11 Jada Lee | 18:34 | 3-5 | 2-2 | 2-2 | 1 4 5 | 1 3 10 | 1 | 5 | 1 | 0 0 0 | -3 | 3 |
| 15 Jasmine Lindsay-Huskey | 25:37 | 6-11 | 5-9 | 0-0 | 0 2 2 | 3 2 17 | 2 | 0 | 0 | 0 0 6 | 6 | 6 |
| 5 Abby Bailey | 04:03 | 0-0 | 0-0 | 0-0 | 0 1 1 | 1 1 0 | 0 | 0 | 0 | 0 0 0 | 10 | 10 |
| Team | | | | | 1 3 4 | | 0 | 1 | | | | |
| Totals | | 22-61 | 12-31 | 3-6 | 11 24 35 | 17 13 59 | 13 | 22 | 3 0 5 | -24 | | |

Technical Fouls: NONE

| Shooting By Period | 1st | 2nd | 3rd | 4th | FT |
|--------------------|-------------|-------------|-------------|-------------|-------------|
| FG% | 2-14 14.3% | 10-23 43.5% | 11-23 47.8% | 11-23 47.8% | 11-15 73.3% |
| 3PT% | 1-4 25.0% | 1-6 16.7% | 1-3 33.3% | 1-3 33.3% | 1-15 6.7% |
| FT% | 2-4 50% | 7-16 43.8% | 11-23 47.8% | 11-23 47.8% | 11-15 73.3% |
| GM FG% | 22-61 36.1% | 3PT% | 3-31 9.7% | FT% | 3-6 50.0% |

Dead Ball Rebounds: 2, 0

Clemson - 83

Record: 4-2

| NO. Name | | Min | FG M-A | 3P M-A | FT M-A | Rebounds OR DR TOT | Fouls PF D | TP | AS | TO | ST | Blocks BS | +/- |
|-----------------------|---|-------|-----------|-----------|-----------|-----------------------|---------------|-----|----|----|----|--------------|------|
| 40 Latrese Saine | F | 18:07 | 1-4 | 0-0 | 0-0 | 3 3 6 | 2 1 | 2 | 0 | 1 | 0 | 1 | 20 |
| 12 Hannah Hank | C | 15:21 | 1-5 | 1-4 | 0-0 | 1 2 3 | 0 0 | 3 | 0 | 0 | 0 | 0 | 15 |
| 00 Delicia Washington | G | 23:50 | 7-12 | 0-1 | 3-4 | 1 7 8 | 2 3 | 17 | 3 | 0 | 0 | 0 | 12 |
| 10 Gabby Elliott | G | 22:57 | 4-10 | 1-5 | 0-0 | 0 5 5 | 0 0 | 9 | 4 | 2 | 1 | 0 | 26 |
| 23 Kiara Lewis | C | 20:08 | 4-6 | 1-2 | 0-0 | 0 4 4 | 1 1 | 9 | 4 | 0 | 3 | 1 | 33 |
| 1 Eno Inyang | | 20:38 | 7-12 | 0-0 | 6-9 | 8 1 9 | 2 7 | 20 | 1 | 3 | 0 | 2 | 21 |
| 2 Daisha Bradford | | 17:06 | 6-7 | 1-2 | 1-2 | 1 2 3 | 0 0 | 114 | 1 | 2 | 0 | 0 | 10 |
| 3 MaKayla Elmore | | 19:01 | 0-3 | 0-3 | 0-0 | 1 1 2 | 1 1 | 0 | 0 | 1 | 1 | 0 | 0 |
| 30 Madi Ott | | 08:47 | 0-3 | 0-1 | 0-0 | 0 0 0 | 0 0 | 1 | 0 | 0 | 0 | 0 | 0 |
| 15 Kionna Gaines | | 11:32 | 1-6 | 1-2 | 1-2 | 0 1 1 | 0 1 | 4 | 1 | 0 | 1 | 0 | -1 |
| 4 Weronika Hipp | | 05:04 | 0-1 | 0-1 | 2-2 | 0 0 0 | 0 0 | 1 | 2 | 0 | 0 | 0 | 3 |
| 25 Sydney Standifer | | 11:32 | 1-1 | 1-1 | 0-0 | 0 2 2 | 1 1 | 3 | 0 | 0 | 2 | 0 | -6 |
| 21 Skylar Blackstock | | 05:57 | 0-0 | 0-0 | 0-0 | 0 1 1 | 3 0 | 0 | 0 | 2 | 0 | 0 | -4 |
| Team | | | | | | 1 0 1 | 0 | 0 | 0 | 0 | | | |
| Totals | | | 32-70 | 6-22 | 13-19 | 16 29 45 | 13 17 | 83 | 14 | 11 | 8 | 5 | 0 24 |



2021-22 MOUNT ST. MARY'S WOMEN'S BASKETBALL

2021-2022 BOX SCORES

GAME 9 (MARYLAND EASTERN SHORE)



Official Basketball Box Score - Final
UMES at Mount St. Mary's
12/8/21 Knott Arena, Emmitsburg
2021-22 Women's Basketball

Game Time: 1:00 PM
Game Duration: 1:43
Attendance: 532

Officials: Pastor Torres, Brian Wallace, Ganel Tucker

UMES - 65

Record: 3-7

| NO. Name | Min | FG M-A | 3P M-A | FT M-A | Rebounds OR DR TOT | Fouls PF FD | TP | AS | TO | ST | Blocks BS BA | +/- |
|-----------------------|---------|-----------|-----------|-----------|-----------------------|----------------|----|----|----|----|-----------------|-----|
| 4 Bairesha Gill-Miles | F 21:02 | 4-6 | 0-0 | 0-0 | 2 5 7 | 4 2 8 | 1 | 4 | 0 | 0 | 0 | -4 |
| 2 Mahogany Lester | C 11:30 | 3-4 | 0-0 | 0-0 | 2 1 3 | 5 2 6 | 0 | 0 | 1 | 0 | 0 | -1 |
| 3 Brooklyn Bailey | G 10:47 | 2-7 | 0-3 | 0-0 | 1 0 1 | 0 0 4 | 1 | 0 | 0 | 0 | 0 | -9 |
| 5 Myra Thomas | G 28:44 | 5-11 | 0-4 | 4-4 | 0 2 2 | 1 2 5 | 14 | 3 | 1 | 1 | 0 | -10 |
| 33 Amanda Carney | G 25:54 | 1-5 | 1-3 | 2-2 | 0 1 1 | 1 2 5 | 1 | 0 | 0 | 0 | 1 | -9 |
| 21 Cacher Wilson | 20:21 | 2-5 | 0-0 | 6-6 | 0 1 1 | 0 5 10 | 1 | 0 | 1 | 0 | 3 | -10 |
| 11 Zamara Haynes | 14:37 | 0-4 | 0-1 | 0-0 | 0 1 1 | 5 3 0 | 0 | 2 | 1 | 0 | 0 | -8 |
| 15 Angelique Taylor | 24:48 | 4-8 | 1-2 | 0-0 | 2 2 4 | 3 1 9 | 0 | 2 | 0 | 0 | 0 | -6 |
| 20 Taylor Clayborne | 14:19 | 2-4 | 0-0 | 0-2 | 3 1 4 | 0 0 4 | 1 | 0 | 0 | 2 | 0 | -14 |
| 24 Lesley Thomas | 05:47 | 0-1 | 0-0 | 0-0 | 0 1 1 | 0 0 0 | 0 | 0 | 0 | 0 | 0 | -5 |
| 21 Ariana Seawell | 05:22 | 0-0 | 0-0 | 0-0 | 0 0 0 | 0 1 0 | 0 | 1 | 0 | 0 | 0 | -5 |
| 10 Jamaya Blanks | 12:44 | 2-6 | 0-1 | 0-0 | 1 2 3 | 3 0 4 | 0 | 2 | 1 | 0 | 0 | -4 |
| 44 Japria Grady | 02:19 | 0-0 | 0-0 | 1-2 | 0 0 0 | 0 1 1 | 1 | 0 | 0 | 0 | 0 | 2 |
| 12 Asia Pearly | 01:46 | 0-0 | 0-0 | 0-0 | 0 1 1 | 1 0 0 | 0 | 1 | 0 | 0 | 0 | -1 |
| Team | | | | | 2 2 4 | 0 0 0 | | | | | | |
| Totals | | 25-61 | 2-14 | 13-16 | 13 20 33 | 23 19 65 | 8 | 13 | 5 | 2 | 4 | -17 |

Technical Fouls: Team 4th 3:28

Mount St. Mary's - 82

Record: 2-7

| NO. Name | Min | FG M-A | 3P M-A | FT M-A | Rebounds OR DR TOT | Fouls PF FD | TP | AS | TO | ST | Blocks BS BA | +/- |
|---------------------------|---------|-----------|-----------|-----------|-----------------------|----------------|----|----|----|----|-----------------|-----|
| 00 Isabella Hunt | F 21:26 | 1-4 | 0-0 | 0-0 | 0 4 4 | 5 3 2 | 1 | 3 | 2 | 1 | 1 | 17 |
| 3 Kendall Bressee | G 39:04 | 8-13 | 6-9 | 5-8 | 0 6 6 | 3 27 | 6 | 3 | 0 | 0 | 0 | 14 |
| 10 Michaela Harrison | G 30:03 | 2-7 | 0-4 | 3-3 | 0 3 3 | 1 5 7 | 4 | 0 | 1 | 0 | 0 | 16 |
| 13 Aryna Taylor | G 18:30 | 2-5 | 1-2 | 0-0 | 0 0 0 | 5 1 5 | 2 | 1 | 0 | 0 | 1 | 4 |
| 21 Kayla Agentowicz | G 37:42 | 6-9 | 5-6 | 6-6 | 0 3 3 | 0 3 23 | 3 | 3 | 1 | 1 | 0 | 20 |
| 2 Tess Borgosz | 08:54 | 1-2 | 0-0 | 1-2 | 1 2 3 | 2 1 3 | 1 | 4 | 0 | 0 | 0 | -3 |
| 14 Jessica Tomasetti | 26:00 | 3-4 | 0-1 | 2-3 | 0 0 0 | 2 3 8 | 2 | 0 | 1 | 0 | 0 | 3 |
| 15 Jasmine Lindsay-Huskey | 18:21 | 2-3 | 2-3 | 1-2 | 1 1 2 | 1 1 7 | 0 | 1 | 0 | 1 | 0 | 14 |
| Team | | | | | 4 2 6 | 0 0 0 | | | | | | |
| Totals | | 25-47 | 14-24 | 18-24 | 6 21 27 | 19 23 82 | 19 | 15 | 5 | 4 | 2 | 17 |

Technical Fouls: NONE

| | SHORE | MOUNT |
|------------------|--------------|---------------|
| Biggest lead | 2 (1st 9:37) | 19 (4th 0:28) |
| Best Scoring Run | 7 (3rd 7:26) | 9 (1st 0:32) |
| Lead Changes | 1 | |
| Times Tied | 0 | |
| Time with Lead | 00:20 | 39:17 |

| Points from | SHORE | MOUNT |
|---------------|-------|-------|
| Turnovers | 17 | 17 |
| Paint | 40 | 18 |
| Second Chance | 14 | 10 |
| Fast Breaks | 15 | 14 |
| Bench | 28 | 18 |

| Period by Period Scoring | 1st | 2nd | 3rd | 4th | TOT |
|--------------------------|-----|-----|-----|-----|-----|
| SHORE | 15 | 14 | 20 | 16 | 65 |
| MOUNT | 24 | 20 | 19 | 19 | 82 |

| Shooting By Period | 1st | 2nd | 3rd | 4th | GM |
|--------------------|-------------|-------------|-------------|------------|-------------|
| FG% | 8-13 61.5% | 7-9 77.8% | 7-12 58.3% | 6-10 60.0% | 29-54 53.7% |
| 3PT% | 1-4 25.0% | 1-1 100% | 0-0 0% | 0-0 0% | 1-5 20.0% |
| FT% | 5-8 62.5% | 6-6 100% | 6-6 100% | 2-3 66.7% | 19-23 82.6% |
| GM FG% | 25-47 53.2% | 14-24 58.3% | 18-24 75.0% | | |

Dead Ball Rebounds: 2, 1

GAME 10 (LONG ISLAND)



Official Basketball Box Score - Final
LIU at Mount St. Mary's
01/06/22 Knott Arena, Emmitsburg
2021-22 Women's Basketball

Game Time: 7:00 PM
Game Duration: 1:43
Attendance: 238

Officials: Krisi Vera, Kevin Farlow, LaSonia Baker

LIU - 54

Record: 0-11 (0-3)

| NO. Name | Min | FG M-A | 3P M-A | FT M-A | Rebounds OR DR TOT | Fouls PF FD | TP | AS | TO | ST | Blocks BS BA | +/- |
|-------------------|---------|-----------|-----------|-----------|-----------------------|----------------|----|----|----|----|-----------------|-----|
| 2 Kiara Bell | F 05:12 | 0-2 | 0-0 | 0-0 | 1 1 2 | 2 1 0 | 0 | 0 | 2 | 0 | 0 | -14 |
| 5 Zoee Hache | G 08:42 | 0-1 | 0-0 | 0-0 | 1 1 2 | 1 1 0 | 0 | 1 | 0 | 0 | 0 | -19 |
| 15 Brandy Thomas | G 23:35 | 1-9 | 1-3 | 2-2 | 4 1 5 | 4 2 5 | 1 | 4 | 0 | 0 | 0 | -26 |
| 21 Shyla Sanford | G 30:16 | 4-7 | 3-5 | 4-8 | 1 2 3 | 1 2 15 | 1 | 1 | 1 | 0 | 0 | -23 |
| 25 Danielle Grim | G 29:00 | 2-4 | 2-4 | 0-0 | 0 1 1 | 2 1 6 | 1 | 0 | 1 | 0 | 0 | -19 |
| 3 Aislinn Flynn | 18:58 | 1-5 | 0-0 | 0-4 | 4 1 0 | 3 0 1 | 1 | 1 | 1 | 1 | 0 | -9 |
| 13 Kennedy Taylor | 20:51 | 5-8 | 0-0 | 1-3 | 2 0 2 | 5 4 11 | 1 | 2 | 0 | 0 | 1 | 6 |
| 1 Emma O'Brien | 32:33 | 3-11 | 3-8 | 1-2 | 0 3 3 | 3 1 10 | 3 | 5 | 1 | 0 | 0 | 4 |
| 4 Camille Gray | 16:25 | 0-2 | 0-0 | 0-0 | 3 1 4 | 0 0 0 | 0 | 0 | 1 | 1 | 0 | 10 |
| 52 Mia Perkins | 04:11 | 1-3 | 0-0 | 0-2 | 1 1 2 | 1 1 2 | 0 | 2 | 0 | 0 | 0 | -4 |
| 32 Tayra Eke | 10:17 | 1-1 | 0-0 | 0-0 | 0 1 1 | 0 0 2 | 0 | 2 | 2 | 1 | 0 | 14 |
| Team | | | | | 1 1 2 | 0 0 0 | | | | | | |
| Totals | | 18-57 | 10-25 | 8-17 | 14 17 31 | 20 13 54 | 7 | 20 | 7 | 3 | 1 | -16 |

Technical Fouls: NONE

Dead Ball Rebounds: 6, 0

Mount St. Mary's - 70

Record: 3-7 (1-2)

| NO. Name | Min | FG M-A | 3P M-A | FT M-A | Rebounds OR DR TOT | Fouls PF FD | TP | AS | TO | ST | Blocks BS BA | +/- |
|---------------------------|---------|-----------|-----------|-----------|-----------------------|----------------|----|----|----|----|-----------------|-----|
| 00 Isabella Hunt | F 24:20 | 4-8 | 0-0 | 0-0 | 3 6 9 | 2 2 8 | 4 | 3 | 1 | 0 | 1 | 17 |
| 3 Kendall Bressee | G 36:56 | 5-16 | 0-6 | 1-2 | 2 8 10 | 3 6 11 | 5 | 5 | 1 | 1 | 0 | 14 |
| 10 Michaela Harrison | G 34:33 | 7-9 | 7-9 | 4-4 | 0 4 4 | 3 3 25 | 1 | 1 | 0 | 0 | 0 | 18 |
| 14 Jessica Tomasetti | G 35:13 | 2-8 | 0-2 | 2-2 | 4 0 4 | 1 3 6 | 1 | 2 | 0 | 0 | 1 | 20 |
| 21 Kayla Agentowicz | G 31:46 | 6-10 | 1-1 | 2-2 | 0 3 3 | 3 15 | 6 | 5 | 1 | 0 | 0 | 27 |
| 2 Tess Borgosz | 14:06 | 1-2 | 0-0 | 0-0 | 0 4 4 | 0 1 2 | 0 | 3 | 0 | 1 | 0 | -3 |
| 11 Jada Lee | 07:50 | 0-0 | 0-0 | 0-0 | 1 1 2 | 1 0 1 | 0 | 0 | 1 | 0 | 0 | -3 |
| 15 Jasmine Lindsay-Huskey | 15:16 | 1-3 | 1-2 | 0-0 | 0 0 0 | 1 1 3 | 0 | 1 | 1 | 0 | 1 | -10 |
| Team | | | | | 2 2 4 | 0 0 0 | | | | | | |
| Totals | | 26-55 | 9-19 | 9-10 | 12 28 40 | 13 20 70 | 17 | 21 | 6 | 3 | 3 | 16 |

Technical Fouls: NONE

Dead Ball Rebounds: 1, 0

| | LIU | MOUNT |
|------------------|---------------|---------------|
| Biggest lead | 2 (2nd 3:04) | 16 (2nd 8:50) |
| Best Scoring Run | 14 (2nd 4:09) | 11 (2nd 8:50) |
| Lead Changes | 2 | |
| Times Tied | 1 | |
| Time with Lead | 00:43 | 36:03 |

| Points from | LIU | MOUNT |
|---------------|-----|-------|
| Turnovers | 20 | 19 |
| Paint | 16 | 32 |
| Second Chance | 12 | 15 |
| Fast Breaks | 8 | 8 |
| Bench | 28 | 5 |

| Period by Period Scoring | 1st | 2nd | 3rd | 4th | TOT |
|--------------------------|-----|-----|-----|-----|-----|
| LIU | 10 | 20 | 10 | 14 | 54 |
| MOUNT | 22 | 8 | 18 | 22 | 70 |

GAME 11 (ST. FRANCIS BROOKLYN)



Official Basketball Box Score - Final
St. Francis Brooklyn at Mount St. Mary's
01/08/22 Knott Arena, Emmitsburg
2021-22 Women's Basketball

Game Time: 1:00 PM
Game Duration: 1:46
Attendance: 263

Officials: Donald Cumiskey, Chad Tius, Taasha Brown-Durmond

St. Francis Brooklyn - 62

Record: 6-6 (2-2)

| NO. Name | Min | FG M-A | 3P M-A | FT M-A | Rebounds OR DR TOT | Fouls PF FD | TP | AS | TO | ST | Blocks BS BA | +/- |
|-----------------------|---------|-----------|-----------|-----------|-----------------------|----------------|----|----|----|----|-----------------|-----|
| 31 Ally Lassen | F 25:56 | 8-20 | 0-2 | 3-4 | 3 3 6 | 4 4 19 | 1 | 3 | 0 | 0 | 0 | 2 |
| 1 Nevena Dimitrijevic | G 34:01 | 3-11 | 1-6 | 0-0 | 0 6 6 | 1 3 7 | 5 | 3 | 0 | 0 | 0 | 3 |
| 2 Jalia Lee | G 31:10 | 6-9 | 4-4 | 0-0 | 5 2 7 | 3 4 16 | 0 | 1 | 0 | 0 | 0 | 0 |
| 3 Alyssa Fisher | G 34:20 | 3-10 | 2-3 | 5-5 | 0 4 4 | 1 7 13 | 2 | 0 | 3 | 0 | 0 | 7 |
| 5 Khaleah Edwards | G 27:59 | 1-10 | 1-7 | 0-0 | 1 3 4 | 2 1 3 | 2 | 2 | 1 | 0 | 2 | 8 |
| 4 Isabella Posset | 20:22 | 1-4 | 0-1 | 0-0 | 2 2 4 | 1 0 2 | 0 | 2 | 0 | 2 | 1 | -2 |
| 30 Zharla Hutchinson | 13:15 | 1-3 | 0-0 | 0-0 | 3 3 2 | 0 2 1 | 1 | 0 | 0 | 0 | 1 | 1 |
| 11 Eszter Varga | 09:20 | 0-1 | 0-1 | 0-0 | 0 1 1 | 1 0 0 | 0 | 1 | 0 | 0 | 0 | -5 |
| 13 Jada McMillan | 03:04 | 0-0 | 0-0 | 0-0 | 0 0 0 | 0 0 0 | 0 | 0 | 0 | 0 | 0 | -1 |
| 22 Sheridan Kavanagh | 00:33 | 0-0 | 0-0 | 0-0 | 0 0 0 | 0 0 0 | 0 | 0 | 0 | 0 | 0 | -2 |
| 33 Sarah Bandona | 00:00 | 0-0 | 0-0 | 0-0 | 0 0 0 | 0 0 0 | 0 | 0 | 0 | 0 | 0 | 0 |
| Team | | | | | 3 0 3 | 0 0 0 | | | | | | |
| Totals | | 23-68 | 8-24 | 9-17 | 21 38 59 | 15 19 62 | 11 | 11 | 6 | 0 | 4 | 3 |

Technical Fouls: NONE

Mount St. Mary's - 59

Record: 3-8 (1-3)

| NO. Name | Min | FG M-A | 3P M-A | FT M-A | Rebounds OR DR TOT | Fouls PF FD | TP | AS | TO | ST | Blocks BS BA | +/- |
|---------------------------|---------|-----------|-----------|-----------|-----------------------|----------------|----|----|----|----|-----------------|-----|
| 00 Isabella Hunt | F 18:49 | 3-6 | 0-0 | 0-0 | 1 9 10 | 2 3 6 | 1 | 3 | 1 | 0 | 0 | 1 |
| 3 Kendall Bressee | G 37:32 | 5-9 | 2-2 | 6-9 | 1 11 12 | 1 7 18 | 5 | 6 | 1 | 2 | 0 | -2 |
| 10 Michaela Harrison | G 35:03 | 3-7 | 1-4 | 2-2 | 0 0 0 | 1 1 9 | 3 | 2 | 0 | 1 | 0 | -4 |
| 14 Jessica Tomasetti | G 33:52 | 3-6 | 1-2 | 0-0 | 1 0 1 | 3 1 7 | 2 | 1 | 2 | 0 | 0 | -6 |
| 2 Tess Borgosz | G 27:52 | 3-5 | 1-2 | 0-0 | 1 1 1 | 4 0 7 | 1 | 4 | 0 | 1 | 0 | -13 |
| 21 Kayla Agentowicz | 21:11 | 3-5 | 0-0 | 2-2 | 1 4 3 | 4 2 8 | 0 | 2 | 0 | 0 | 0 | -4 |
| 11 Jada Lee | 11:05 | 1-4 | 0-1 | 0-0 | 0 0 0 | 1 0 2 | 0 | 1 | 2 | 0 | 0 | 0 |
| 15 Jasmine Lindsay-Huskey | 14:36 | 1-3 | 0-1 | 0-1 | 1 0 1 | 3 1 2 | 2 | 2 | 1 | 0 | 0 | 0 |
| Team | | | | | 0 4 4 | 0 0 0 | | | | | | |
| Totals | | 22-45 | 5-12 | 10-14 | 4 29 33 | 19 15 59 | 14 | 20 | 6 | 4 | 0 | -3 |

Technical Fouls: NONE

| | SFC | MOUNT |
|------------------|--------------|---------------|
| Biggest lead | 8 (2nd 9:36) | 6 (3rd 2:03) |
| Best Scoring Run | 8 (3rd 8:18) | 13 (3rd 4:53) |
| Lead Changes | 8 | |
| Times Tied | 13 | |
| Time with Lead | 17:31 | 12:51 |

| Points from | SFC | MOUNT |
|---------------|-----|-------|
| Turnovers | 18 | 7 |
| Paint | 26 | 30 |
| Second Chance | 18 | 5 |
| Fast Breaks | 5 | 2 |
| Bench | 4 | 12 |

| Period by Period Scoring | 1st | 2nd | 3rd | 4th | TOT |
|--------------------------|-----|-----|-----|-----|-----|
| SFC | 17 | 9 | 14 | 22 | 62 |
| MOUNT | 11 | 15 | 17 | 16 | 59 |

| Shooting By Period | | | |
|--------------------|------|-------|-------|
| 1 st | FG% | 5-12 | 41.7% |
| | 3PT% | 0-0 | 0.0% |
| | FT% | 1-3 | 33.3% |
| 2 nd | FG% | 5-11 | 45.5% |
| | 3PT% | 3-8 | 37.5% |
| | FT% | 2-2 | 100% |
| 3 rd | FG% | 7-12 | 58.3% |
| | 3PT% | 0-1 | 0.0% |
| | FT% | 3-4 | 75% |
| 4 th | FG% | 5-10 | 50.0% |
| | 3PT% | 2-3 | 66.7% |
| | FT% | 4-5 | 80% |
| GM FG% | | 22-45 | 48.9% |
| | 3PT% | 5-12 | 41.7% |
| | FT% | 10-14 | 71.4% |



2021-22 MOUNT ST. MARY'S WOMEN'S BASKETBALL

2021-2022 BOX SCORES

GAME 13 (MERRIMACK)



Official Basketball Box Score - Final
Merrimack at Mount St. Mary's
01/17/22 Knott Arena, Emmitsburg
2021-22 Women's Basketball

Game Time: 2:00 PM
Game Duration: 1:46
Attendance: 253

Officials: Fatou Cesko-Stephens, Brandon Appel, Lamar Diamond

Merrimack - 70

Record: 4-10 (2-4)

| NO. Name | Min | FG | 3P | FT | Rebounds | Fouls | TP | AS | TO | ST | Blocks | + |
|---------------------|---------|-------|------|------|----------|-------|----|----|----|----|--------|-----|
| 20 Teneisia Brown | F 16:15 | 5-7 | 0-0 | 0-1 | 2 4 6 | 1 1 | 10 | 1 | 0 | 1 | 0 | -4 |
| 21 Mayson Kimball | F 35:35 | 7-18 | 2-4 | 0-0 | 5 4 9 | 2 1 | 16 | 3 | 6 | 1 | 0 | -4 |
| 22 Paige McCormick | F 30:08 | 5-10 | 1-2 | 0-0 | 1 3 4 | 3 2 | 11 | 1 | 3 | 0 | 0 | -11 |
| 1 Jayme DeCesare | G 30:33 | 2-7 | 0-2 | 0-0 | 1 2 3 | 2 4 | 4 | 3 | 0 | 0 | 0 | -5 |
| 10 Kate Mager | G 36:00 | 8-12 | 2-6 | 4-4 | 2 3 5 | 1 1 | 22 | 1 | 0 | 1 | 0 | -6 |
| 4 Carla Balague | 11:17 | 1-4 | 0-3 | 0-0 | 0 1 1 | 1 0 | 2 | 0 | 2 | 1 | 0 | -4 |
| 2 Diamond Christian | 17:53 | 0-1 | 0-0 | 2-4 | 2 2 4 | 1 3 | 2 | 3 | 1 | 1 | 0 | -3 |
| 14 Amaya Staton | 08:36 | 1-7 | 0-0 | 0-0 | 0 0 0 | 3 1 | 2 | 0 | 0 | 0 | 0 | -3 |
| 5 Kaylee Thomas | 02:13 | 0-1 | 0-1 | 0-0 | 0 1 1 | 0 0 | 0 | 0 | 0 | 0 | 0 | -5 |
| 3 Ava Owens | 11:30 | 0-0 | 0-0 | 1-4 | 0 0 0 | 4 3 | 1 | 2 | 1 | 0 | 0 | 5 |
| Team | | | | | 2 0 2 | | 0 | | | | | |
| Totals | | 29-67 | 5-18 | 7-13 | 15 20 35 | 18 16 | 70 | 14 | 13 | 5 | 0 | -8 |

Technical Fouls:NONE

| Shooting By Period | 1st | 2nd | 3rd | 4th | FT |
|--------------------|-------|-------|-----|-----|----|
| FG% | 6-20 | 30.0% | | | |
| 3PT% | 1-7 | 14.3% | | | |
| FT% | 0-0 | 0% | | | |
| 2nd FG% | 6-15 | 40.0% | | | |
| 3PT% | 1-4 | 25.0% | | | |
| FT% | 2-5 | 40% | | | |
| 3rd FG% | 8-12 | 66.7% | | | |
| 3PT% | 1-3 | 33.3% | | | |
| FT% | 3-6 | 50% | | | |
| 4th FG% | 9-20 | 45.0% | | | |
| 3PT% | 2-4 | 50.0% | | | |
| FT% | 2-2 | 100% | | | |
| GM FG% | 29-67 | 43.3% | | | |
| 3PT% | 5-18 | 27.8% | | | |
| FT% | 7-13 | 53.8% | | | |

Dead Ball Rebounds: 2, 0

Mount St. Mary's - 78

Record: 5-8 (3-3)

| NO. Name | Min | FG | 3P | FT | Rebounds | Fouls | TP | AS | TO | ST | Blocks | + |
|---------------------------|---------|-------|-------|-------|----------|-------|----|----|----|----|--------|----|
| 00 Isabella Hunt | F 21:16 | 2-3 | 0-0 | 1-2 | 0 3 3 | 3 2 | 5 | 1 | 2 | 0 | 0 | 7 |
| 13 Kendall Bresee | G 35:52 | 8-14 | 2-5 | 3-4 | 2 7 9 | 3 4 | 21 | 6 | 4 | 2 | 1 | 0 |
| 10 Michaela Harrison | G 34:39 | 4-10 | 2-8 | 4-5 | 0 1 1 | 1 4 | 14 | 1 | 2 | 2 | 1 | 4 |
| 14 Jessica Tomasetti | G 34:45 | 6-9 | 4-4 | 0-2 | 1 2 3 | 1 2 | 16 | 1 | 2 | 0 | 0 | 8 |
| 21 Kayla Agentowicz | G 23:33 | 2-6 | 0-3 | 0-0 | 1 2 3 | 3 1 | 4 | 2 | 0 | 0 | 0 | 9 |
| 2 Tess Borgosz | 12:55 | 3-5 | 0-1 | 1-2 | 1 4 5 | 0 1 | 7 | 1 | 1 | 0 | 2 | -1 |
| 15 Jasmine Lindsay-Huskey | 26:24 | 2-4 | 2-3 | 2-2 | 1 1 2 | 4 3 | 8 | 2 | 3 | 0 | 0 | 5 |
| 11 Jada Lee | 10:36 | 1-1 | 0-0 | 1-2 | 0 3 3 | 1 1 | 3 | 0 | 4 | 1 | 0 | 0 |
| Team | | | | | 2 3 5 | | 0 | | | | | |
| Totals | | 28-52 | 10-24 | 12-19 | 8 26 34 | 17 18 | 78 | 14 | 17 | 5 | 4 | 0 |

Technical Fouls:Bench 3rd 2nd 4th

| Shooting By Period | 1st | 2nd | 3rd | 4th | FT |
|--------------------|-------|-------|-----|-----|----|
| FG% | 8-15 | 53.3% | | | |
| 3PT% | 3-9 | 33.3% | | | |
| FT% | 2-2 | 100% | | | |
| 2nd FG% | 5-10 | 50.0% | | | |
| 3PT% | 2-3 | 66.7% | | | |
| FT% | 3-6 | 50% | | | |
| 3rd FG% | 9-15 | 60.0% | | | |
| 3PT% | 3-7 | 42.9% | | | |
| FT% | 1-2 | 50% | | | |
| 4th FG% | 6-12 | 50.0% | | | |
| 3PT% | 2-5 | 40.0% | | | |
| FT% | 6-9 | 66.7% | | | |
| GM FG% | 28-52 | 53.8% | | | |
| 3PT% | 10-24 | 41.7% | | | |
| FT% | 12-19 | 63.2% | | | |

Dead Ball Rebounds: 3, 1

| MC | MOUNT |
|------------------|--|
| Biggest lead | 1 (1 st 7:20) 14 (3 rd 5:05) |
| Best Scoring Run | 7 (1 st 7:20) 6 (1 st 8:59) |
| Lead Changes | 2 |
| Times Tied | 0 |
| Time with Lead | 00:17 39:28 |

| Points from | MC | MOUNT |
|---------------|----|-------|
| Turnovers | 14 | 8 |
| Paint | 32 | 32 |
| Second Chance | 16 | 7 |
| Fast Breaks | 11 | 10 |
| Bench | 7 | 18 |

| Period by Period Scoring | 1st | 2nd | 3rd | 4th | TOT |
|--------------------------|-----|-----|-----|-----|-----|
| MC | 13 | 15 | 20 | 22 | 70 |
| MOUNT | 21 | 15 | 22 | 20 | 78 |

GAME 15 (CENTRAL CONNECTICUT)



Official Basketball Box Score - Final
Mount St. Mary's at Central Conn. St.
01/22/22 Detrick Gymnasium, New Britain
2021-22 Women's Basketball

Game Time: 1:00 PM
Game Duration: 1:42
Attendance: 133

Officials: Michael DoCouto, Michelle Lu, Carlos Alvarez

Mount St. Mary's - 71

Record: 3-12 (1-5)

| NO. Name | Min | FG | 3P | FT | Rebounds | Fouls | TP | AS | TO | ST | Blocks | + |
|---------------------------|---------|-------|------|-------|----------|-------|----|----|----|----|--------|----|
| 00 Isabella Hunt | F 18:21 | 4-8 | 0-0 | 2-5 | 2 1 3 | 3 3 | 10 | 1 | 1 | 1 | 0 | -1 |
| 3 Kendall Bresee | G 37:28 | 5-13 | 0-4 | 7-8 | 1 5 6 | 3 7 | 17 | 6 | 4 | 2 | 1 | 0 |
| 10 Michaela Harrison | G 25:16 | 6-9 | 2-5 | 1-2 | 0 2 2 | 4 1 | 15 | 0 | 3 | 2 | 0 | 14 |
| 14 Jessica Tomasetti | G 27:06 | 1-5 | 0-0 | 2-2 | 3 2 5 | 2 2 | 4 | 0 | 0 | 1 | 0 | 2 |
| 21 Kayla Agentowicz | G 30:42 | 4-5 | 0-1 | 4-6 | 1 2 3 | 2 4 | 12 | 1 | 4 | 4 | 0 | 8 |
| 20 Dahomee Fortgues | 19:35 | 2-7 | 0-1 | 0-0 | 1 5 6 | 1 0 | 4 | 0 | 1 | 0 | 1 | 14 |
| 11 Jada Lee | 19:07 | 1-2 | 1-2 | 4-4 | 1 2 3 | 2 3 | 7 | 2 | 1 | 3 | 0 | 8 |
| 15 Jasmine Lindsay-Huskey | 22:25 | 1-4 | 0-3 | 0-0 | 0 1 1 | 2 1 | 2 | 0 | 1 | 1 | 0 | 0 |
| Team | | | | | 1 2 3 | | 0 | | | | | |
| Totals | | 24-53 | 3-16 | 20-27 | 10 22 32 | 19 21 | 71 | 10 | 15 | 14 | 2 | 2 |

Technical Fouls:NONE

| Shooting By Period | 1st | 2nd | 3rd | 4th | FT |
|--------------------|-------|-------|-----|-----|----|
| FG% | 6-16 | 50.0% | | | |
| 3PT% | 0-4 | 0.0% | | | |
| FT% | 2-5 | 40% | | | |
| 2nd FG% | 5-12 | 41.7% | | | |
| 3PT% | 0-4 | 0.0% | | | |
| FT% | 5-8 | 62.5% | | | |
| 3rd FG% | 3-11 | 27.3% | | | |
| 3PT% | 0-2 | 0.0% | | | |
| FT% | 6-6 | 100% | | | |
| 4th FG% | 8-14 | 57.1% | | | |
| 3PT% | 3-6 | 50.0% | | | |
| FT% | 7-10 | 70% | | | |
| GM FG% | 24-53 | 45.3% | | | |
| 3PT% | 3-16 | 18.8% | | | |
| FT% | 20-27 | 74.1% | | | |

Dead Ball Rebounds: 5, 0

Central Conn. St. - 60

Record: 3-12 (1-5)

| NO. Name | Min | FG | 3P | FT | Rebounds | Fouls | TP | AS | TO | ST | Blocks | + |
|---------------------------|---------|-------|------|-----|----------|-------|----|----|----|----|--------|-----|
| 12 Eden Nibelink | F 18:20 | 4-9 | 3-5 | 0-0 | 1 1 2 | 4 0 | 11 | 1 | 3 | 1 | 0 | -15 |
| 21 Claire Sutherland-Case | F 18:02 | 2-2 | 0-0 | 0-0 | 1 3 4 | 4 1 | 4 | 1 | 3 | 0 | 0 | 9 |
| 33 Ashley Berube | C 35:58 | 7-9 | 1-1 | 2-2 | 1 6 7 | 1 6 | 17 | 1 | 4 | 1 | 0 | -9 |
| 1 Forever Toppin | G 28:17 | 2-8 | 0-1 | 1-3 | 0 2 2 | 4 5 | 5 | 3 | 2 | 1 | 2 | -11 |
| 11 Dejah Jenkins | G 28:49 | 1-7 | 1-1 | 1-2 | 1 2 3 | 1 1 | 4 | 1 | 2 | 1 | 0 | -16 |
| 2 Belle Langher | 29:49 | 5-10 | 0-1 | 2-2 | 2 1 3 | 3 3 | 12 | 3 | 7 | 1 | 0 | -12 |
| 32 Meghan Konefick | 20:12 | 2-6 | 1-4 | 0-0 | 0 3 3 | 4 2 | 5 | 0 | 0 | 0 | 0 | 1 |
| 5 Amaya Williams | 10:54 | 1-1 | 0-0 | 0-0 | 0 1 1 | 0 1 | 2 | 0 | 1 | 0 | 0 | 0 |
| 30 Carly Reynolds | 04:02 | 0-1 | 0-0 | 0-0 | 0 1 1 | 0 0 | 0 | 0 | 0 | 0 | 0 | -2 |
| 15 Emma Bruen | 04:09 | 0-0 | 0-0 | 0-0 | 0 0 0 | 0 0 | 0 | 0 | 1 | 0 | 0 | -3 |
| 34 Ali Napoli | 01:28 | 0-0 | 0-0 | 0-0 | 0 0 0 | 0 0 | 0 | 0 | 0 | 0 | 0 | 3 |
| Team | | | | | 3 1 4 | | 0 | | | | | |
| Totals | | 24-53 | 6-13 | 6-9 | 9 21 30 | 21 19 | 60 | 10 | 25 | 5 | 2 | -11 |

Technical Fouls:NONE

| Shooting By Period | 1st | 2nd | 3rd | 4th | FT |
|--------------------|-------|--------|-----|-----|----|
| FG% | 2-15 | 13.3% | | | |
| 3PT% | 0-2 | 0.0% | | | |
| FT% | 1-2 | 50% | | | |
| 2nd FG% | 5-8 | 62.5% | | | |
| 3PT% | 1-1 | 100.0% | | | |
| FT% | 3-4 | 75% | | | |
| 3rd FG% | 9-15 | 60.0% | | | |
| 3PT% | 3-6 | 50.0% | | | |
| FT% | 2-2 | 100% | | | |
| 4th FG% | 8-15 | 53.3% | | | |
| 3PT% | 2-4 | 50.0% | | | |
| FT% | 0-1 | 0% | | | |
| GM FG% | 24-53 | 45.3% | | | |
| 3PT% | 6-13 | 46.2% | | | |
| FT% | 6-9 | 66.7% | | | |

Dead Ball Rebounds: 1, 0

| MSM | CCS |
|------------------|---|
| Biggest lead | 21 (2 nd 1:48) 1 (1 st 9:12) |
| Best Scoring Run | 12 (1 st 0:17) 11 (3 rd 6:51) |
| Lead Changes | 2 |
| Times Tied | 0 |
| Time with Lead | 39:14 00:27 |

| Points from | MSM | CCS |
|---------------|-----|-----|
| Turnovers | 27 | 12 |
| Paint | 36 | 30 |
| Second Chance | 5 | 4 |
| Fast Breaks | 10 | 6 |
| Bench | 13 | 19 |

| Period by Period Scoring | 1st | 2nd | 3rd | 4th | TOT |
|--------------------------|-----|-----|-----|-----|-----|
| MSM | 18 | 15 | 12 | 26 | 71 |
| CCS | 5 | 14 | 23 | 18 | 60 |

GAME 14 (SACRED HEART)



Official Basketball Box Score - Final
Mount St. Mary's at Sacred Heart
01/21/22 William H. Pitt Center, Fairfield
2021-22 Women's Basketball

Game Time: 7:00 PM
Game Duration: 1:38
Attendance: 453

Officials: Ken Kelly, Scott Osborne, Gina Catanzarri

Mount St. Mary's - 60

Record: 6-8 (4-3)

| NO. Name | Min | FG | 3P | FT | Rebounds | Fouls | TP | AS | TO | ST | Blocks | + |
|---------------------------|---------|-------|------|------|----------|-------|----|----|----|----|--------|----|
| 00 Isabella Hunt | F 10:25 | 0-4 | 0-1 | 1-2 | 1 1 2 | 2 1 | 1 | 0 | 1 | 0 | 1 | 0 |
| 3 Kendall Bresee | G 34:29 | 6-12 | 3-6 | 2-2 | 0 5 5 | 4 2 | 17 | 2 | 6 | 2 | 1 | 14 |
| 10 Michaela Harrison | G 32:04 | 1-2 | 1-1 | 2-2 | 0 3 3 | 2 2 | 5 | 0 | 3 | 0 | 0 | 9 |
| 14 Jessica Tomasetti | G 29:58 | 2-7 | 0-3 | 1-2 | 2 4 6 | 2 2 | 5 | 3 | 0 | 2 | 0 | 11 |
| 21 Kayla Agentowicz | G 28:35 | 3-5 | 2-3 | 0-2 | 0 1 1 | 3 1 | 8 | 0 | 4 | 0 | 0 | 10 |
| 2 Tess Borgosz | 25:37 | 7-14 | 1-4 | 1-2 | 1 4 5 | 0 2 | 16 | 0 | 1 | 2 | 1 | 0 |
| 15 Jasmine Lindsay-Huskey | 18:43 | 1-2 | 0-1 | 0-0 | 0 0 0 | 1 1 | 2 | 1 | 1 | 0 | 0 | -9 |
| 11 Jada Lee | 20:09 | 3-6 | 0-2 | 0-0 | 1 3 4 | 3 1 | 6 | 0 | 0 | 0 | 0 | -7 |
| Team | | | | | 2 6 8 | | 0 | | | | | |
| Totals | | 23-52 | 7-21 | 7-12 | 7 27 34 | 17 12 | 60 | 6 | 17 | 6 | 3 | 2 |

Technical Fouls:NONE

| Shooting By Period | 1st | 2nd | 3rd | 4th | FT |
|--------------------|-------|-------|-----|-----|----|
| FG% | 8-16 | 50.0% | | | |
| 3PT% | 3-7 | 42.9% | | | |
| FT% | 1-2 | 50% | | | |
| 2nd FG% | 7-11 | 63.6% | | | |
| 3PT% | 2-4 | 50.0% | | | |
| FT% | 3-4 | 75% | | | |
| 3rd FG% | 4-12 | 33.3% | | | |
| 3PT% | 1-3 | 33.3% | | | |
| FT% | 3-6 | 50% | | | |
| 4th FG% | 4-13 | 30.8% | | | |
| 3PT% | 1-7 | 14.3% | | | |
| FT% | 0-0 | 0% | | | |
| GM FG% | 23-52 | 44.2% | | | |
| 3PT% | 7-21 | 33.3% | | | |
| FT% | 7-12 | 58.3% | | | |

Dead Ball Rebounds: 3, 0

Sacred Heart - 51



2021-22 MOUNT ST. MARY'S WOMEN'S BASKETBALL

2021-2022 BOX SCORES

GAME 17 (SAINT FRANCIS U)



Official Basketball Box Score - Final
Saint Francis (PA) at Mount St. Mary's
01/29/22 Knott Arena, Emmitsburg
2021-22 Women's Basketball

Game Time: 2:00 PM
Game Duration: 1:31
Attendance: 1,177

Officials: Lori Duettsch, Chad Tibbs, Justin Ehlman

Saint Francis (PA) - 70

Record: 6-15 (6-4)

| NO. Name | Min | FG | 3P | FT | Rebounds | Fouls | TP | AS | TO | ST | Blocks | +/- |
|---------------------|---------|-------|------|-----|-----------|--------|----|----|----|----|--------|-----|
| | | M-A | M-A | M-A | OR DR TOT | PF FD | | | | | BS BA | |
| 31 Sam Miller | F 19:33 | 5-7 | 0-0 | 2-4 | 0 1 1 | 3 2 12 | 0 | 1 | 0 | 0 | 0 0 | 0 |
| 11 Jada Dappa | F 39:31 | 4-12 | 0-0 | 0-0 | 7 13 20 | 1 2 8 | 7 | 3 | 0 | 2 | 0 12 | 12 |
| 5 Kaitlyn Maxwell | G 33:58 | 7-10 | 4-5 | 0-0 | 1 1 2 | 1 2 18 | 0 | 0 | 0 | 0 | 0 11 | 11 |
| 10 Jordan McLemore | G 25:28 | 8-10 | 3-3 | 0-0 | 0 0 0 | 2 1 19 | 2 | 1 | 0 | 0 | 0 9 | 9 |
| 1 Lili Benzel | G 20:24 | 1-3 | 1-2 | 0-0 | 0 0 0 | 2 1 3 | 1 | 0 | 1 | 0 | 0 5 | 5 |
| 1 Aaliyah Moore | 20:56 | 1-2 | 0-0 | 0-0 | 1 3 4 | 0 0 2 | 0 | 0 | 0 | 0 | 0 12 | 12 |
| 22 Jenna Mastellone | 27:49 | 3-7 | 1-2 | 1-2 | 0 4 4 | 4 6 8 | 3 | 4 | 1 | 0 | 2 8 | 8 |
| 4 Dajha Allen | 12:21 | 0-3 | 0-0 | 0-0 | 0 2 2 | 2 2 0 | 3 | 2 | 0 | 0 | 1 3 | 3 |
| Team | | | | | 2 2 4 | | 0 | | | | | |
| Totals | | 29-54 | 9-12 | 3-6 | 11 26 37 | 15 16 | 70 | 16 | 11 | 2 | 3 3 | 12 |

Technical Fouls: NONE

| Shooting By Period |
|--------------------|
| 1st FG% 9-15 60.0% |
| 3PT% 3-3 100.0% |
| FT% 0-0 0% |
| 2nd FG% 6-12 50.0% |
| 3PT% 2-3 66.7% |
| FT% 3-6 50% |
| 3rd FG% 7-14 50.0% |
| 3PT% 3-4 75.0% |
| FT% 0-0 0% |
| 4th FG% 7-13 53.8% |
| 3PT% 1-2 50.0% |
| FT% 0-0 0% |
| GM FG% 29-54 53.7% |
| 3PT% 9-12 75.0% |
| FT% 3-6 50.0% |

Dead Ball Rebounds: 2, 0

Mount St. Mary's - 58

Record: 7-10 (5-5)

| NO. Name | Min | FG | 3P | FT | Rebounds | Fouls | TP | AS | TO | ST | Blocks | +/- |
|---------------------------|---------|-------|------|-------|-----------|--------|----|----|----|----|--------|-----|
| | | M-A | M-A | M-A | OR DR TOT | PF FD | | | | | BS BA | |
| 00 Isabella Hunt | F 25:22 | 1-4 | 0-0 | 0-0 | 1 4 5 | 1 3 2 | 1 | 0 | 2 | 0 | 0 4 | 4 |
| 3 Kendall Bressee | G 40:00 | 8-16 | 2-5 | 4-4 | 0 4 4 | 2 3 22 | 3 | 1 | 1 | 1 | 2 -12 | 12 |
| 10 Michaela Harrison | G 37:13 | 5-14 | 3-9 | 4-4 | 0 1 1 | 2 17 | 1 | 0 | 1 | 1 | 1 -14 | 14 |
| 14 Jessica Tomasetti | G 29:24 | 0-2 | 0-0 | 4-4 | 1 0 1 | 1 3 4 | 2 | 1 | 0 | 0 | 0 -8 | 8 |
| 21 Kayla Agentowicz | G 23:55 | 2-4 | 2-3 | 2-2 | 1 2 3 | 3 2 8 | 1 | 0 | 0 | 0 | 0 4 | 4 |
| 15 Jasmine Lindsay-Huskey | 11:07 | 0-2 | 0-1 | 0-0 | 0 0 0 | 0 0 0 | 0 | 0 | 1 | 1 | 0 -17 | 17 |
| 2 Tess Borgosz | 05:59 | 0-2 | 0-2 | 0-0 | 0 0 0 | 2 0 0 | 0 | 0 | 0 | 0 | 0 -9 | 9 |
| 11 Jada Lee | 11:08 | 0-3 | 0-2 | 0-0 | 0 0 0 | 3 0 0 | 0 | 1 | 0 | 0 | 0 -3 | 3 |
| 13 Aryna Taylor | 15:52 | 2-3 | 0-1 | 1-1 | 0 2 2 | 3 2 5 | 0 | 2 | 1 | 1 | 0 -5 | 5 |
| Team | | | | | 2 2 4 | | 0 | | | | | |
| Totals | | 18-50 | 7-23 | 15-15 | 5 15 20 | 16 15 | 58 | 9 | 5 | 6 | 3 3 | 12 |

Technical Fouls: NONE

| Shooting By Period |
|--------------------|
| 1st FG% 6-10 60.0% |
| 3PT% 2-4 50.0% |
| FT% 4-4 100% |
| 2nd FG% 3-15 20.0% |
| 3PT% 1-7 14.3% |
| FT% 7-7 100% |
| 3rd FG% 6-16 37.5% |
| 3PT% 2-7 28.6% |
| FT% 0-0 0% |
| 4th FG% 3-9 33.3% |
| 3PT% 2-5 40.0% |
| FT% 4-4 100% |
| GM FG% 18-50 36.0% |
| 3PT% 7-23 30.4% |
| FT% 15-15 100.0% |

Dead Ball Rebounds: 1, 0

| | SFU | MOUNT |
|------------------|---------------|--------------|
| Biggest lead | 15 (4th 2:51) | 5 (1st 7:42) |
| Best Scoring Run | 13 (2nd 4:35) | 7 (1st 7:42) |
| Lead Changes | 2 | |
| Times Tied | 4 | |
| Time with Lead | 33:09 | 04:34 |

| Points from | SFU | MOUNT |
|---------------|-----|-------|
| Turnovers | 5 | 11 |
| Paint | 30 | 20 |
| Second Chance | 7 | 4 |
| Fast Breaks | 4 | 4 |
| Bench | 10 | 5 |

| Period by Period Scoring |
|--------------------------|
| 1st 2nd 3rd 4th TOT |
| SFU 21 17 17 15 70 |
| MOUNT 18 14 14 12 58 |

GAME 19 (BRYANT)



Official Basketball Box Score - Final
Mount St. Mary's at Bryant
02/05/22 Chase Athletic Center, Smithfield
2021-22 Women's Basketball

Game Time: 1:00 PM
Game Duration: 1:36
Attendance: 170

Officials: Kevin Farlow, Layla Kashour, Michelle Liu

Mount St. Mary's - 68

Record: 9-10 (7-3)

| NO. Name | Min | FG | 3P | FT | Rebounds | Fouls | TP | AS | TO | ST | Blocks | +/- |
|---------------------------|---------|-------|------|-----|-----------|--------|----|----|----|----|--------|-----|
| | | M-A | M-A | M-A | OR DR TOT | PF FD | | | | | BS BA | |
| 00 Isabella Hunt | F 26:53 | 5-9 | 1-1 | 1-2 | 6 7 13 | 1 2 12 | 2 | 4 | 1 | 1 | 1 17 | 17 |
| 3 Kendall Bressee | G 29:32 | 6-14 | 0-3 | 1-2 | 1 9 10 | 4 4 13 | 4 | 4 | 2 | 2 | 1 14 | 14 |
| 10 Michaela Harrison | G 31:46 | 1-5 | 1-4 | 1-2 | 0 0 0 | 2 2 4 | 2 | 2 | 1 | 0 | 0 16 | 16 |
| 14 Jessica Tomasetti | G 32:58 | 4-7 | 0-3 | 0-0 | 2 2 4 | 2 1 8 | 2 | 1 | 0 | 0 | 0 21 | 21 |
| 21 Kayla Agentowicz | G 31:39 | 7-11 | 3-4 | 0-0 | 2 5 7 | 2 0 17 | 3 | 3 | 1 | 0 | 0 10 | 10 |
| 2 Tess Borgosz | 09:09 | 0-2 | 0-0 | 0-0 | 1 1 1 | 1 1 0 | 0 | 0 | 0 | 0 | 0 -2 | 2 |
| 11 Jada Lee | 10:18 | 1-3 | 0-1 | 0-0 | 0 0 0 | 2 2 0 | 2 | 2 | 0 | 0 | 0 1 | 1 |
| 13 Aryna Taylor | 24:01 | 4-8 | 2-6 | 0-0 | 1 0 1 | 2 2 10 | 0 | 1 | 0 | 0 | 0 4 | 4 |
| 15 Jasmine Lindsay-Huskey | 03:44 | 1-1 | 0-0 | 0-0 | 0 0 0 | 1 0 2 | 0 | 0 | 0 | 0 | 0 -1 | 1 |
| Team | | | | | 0 0 0 | | 0 | | | | | |
| Totals | | 29-59 | 7-22 | 3-6 | 12 24 36 | 17 12 | 68 | 15 | 16 | 5 | 3 3 | 16 |

Technical Fouls: NONE

| Shooting By Period |
|--------------------|
| 1st FG% 4-13 30.8% |
| 3PT% 1-4 0.0% |
| FT% 1-2 50% |
| 2nd FG% 9-15 60.0% |
| 3PT% 1-4 25.0% |
| FT% 0-0 0% |
| 3rd FG% 9-14 64.3% |
| 3PT% 4-6 66.7% |
| FT% 2-3 66.7% |
| 4th FG% 7-17 41.2% |
| 3PT% 2-8 25.0% |
| FT% 0-1 0% |
| GM FG% 29-59 49.2% |
| 3PT% 7-22 31.8% |
| FT% 3-6 50.0% |

Dead Ball Rebounds: 1, 0

Bryant - 52

Record: 6-17 (4-8)

| NO. Name | Min | FG | 3P | FT | Rebounds | Fouls | TP | AS | TO | ST | Blocks | +/- |
|--------------------------|---------|-------|------|------|-----------|--------|----|----|----|----|--------|-----|
| | | M-A | M-A | M-A | OR DR TOT | PF FD | | | | | BS BA | |
| 5 Mariona Planes Fortuny | C 31:47 | 4-11 | 0-0 | 1-2 | 1 1 2 | 1 2 9 | 1 | 2 | 0 | 1 | 0 -7 | 7 |
| 32 Brooke Bjelko | C 30:47 | 5-11 | 0-0 | 0-2 | 3 3 6 | 4 2 10 | 2 | 3 | 0 | 2 | 1 -19 | 19 |
| 4 Lucie Castagne | G 37:11 | 5-9 | 1-3 | 0-0 | 0 6 6 | 1 2 11 | 1 | 4 | 2 | 0 | 0 -12 | 12 |
| 12 Fatou Jallow | G 36:39 | 5-13 | 1-3 | 2-5 | 1 3 4 | 1 6 13 | 3 | 1 | 2 | 0 | 1 -13 | 13 |
| 21 Nicole Gallagher | G 24:57 | 0-2 | 0-1 | 0-0 | 5 2 7 | 3 3 0 | 2 | 2 | 3 | 0 | 0 -19 | 19 |
| 25 Juliette Golden | 14:40 | 1-4 | 0-0 | 0-0 | 0 1 1 | 1 0 2 | 1 | 1 | 2 | 0 | 1 -5 | 5 |
| 0 Alana Perkins | 15:41 | 2-5 | 2-4 | 1-2 | 0 4 4 | 1 2 7 | 0 | 0 | 0 | 0 | 0 -3 | 3 |
| 24 Megan Bodziony | 05:32 | 0-0 | 0-0 | 0-0 | 0 0 0 | 0 0 0 | 0 | 0 | 0 | 0 | 0 -7 | 7 |
| 33 Shannon O'Connor | 02:46 | 0-0 | 0-0 | 0-0 | 0 0 0 | 1 0 0 | 0 | 0 | 0 | 0 | 0 -1 | 1 |
| Team | | | | | 2 0 2 | | 0 | | | | | |
| Totals | | 22-55 | 4-11 | 4-11 | 12 20 32 | 13 17 | 52 | 10 | 15 | 9 | 3 3 | 16 |

Technical Fouls: Bjelko 3rd 9:44

| Shooting By Period |
|--------------------|
| 1st FG% 5-11 45.5% |
| 3PT% 1-1 100.0% |
| FT% 0-1 0% |
| 2nd FG% 5-16 31.3% |
| 3PT% 1-3 33.3% |
| FT% 2-4 50% |
| 3rd FG% 8-16 50.0% |
| 3PT% 1-3 33.3% |
| FT% 0-0 0% |
| 4th FG% 4-12 33.3% |
| 3PT% 1-4 25.0% |
| FT% 2-6 33.3% |
| GM FG% 22-55 40.0% |
| 3PT% 4-11 36.4% |
| FT% 4-11 36.4% |

Dead Ball Rebounds: 4, 0

| | MSM | BRY |
|------------------|---------------|---------------|
| Biggest lead | 18 (4th 0:24) | 3 (1st 2:08) |
| Best Scoring Run | 9 (3rd 3:20) | 11 (1st 2:08) |
| Lead Changes | 2 | |
| Times Tied | 2 | |
| Time with Lead | 35:27 | 02:45 |

| Points from | MSM | BRY |
|---------------|-----|-----|
| Turnovers | 21 | 12 |
| Paint | 30 | 22 |
| Second Chance | 17 | 13 |
| Fast Breaks | 2 | 3 |
| Bench | 14 | 9 |

| Period by Period Scoring |
|--------------------------|
| 1st 2nd 3rd 4th TOT |
| MSM 9 19 24 16 68 |
| BRY 11 13 17 11 52 |

GAME 18 (MERRIMACK)



Official Basketball Box Score - Final
Mount St. Mary's at Merrimack
02/03/22 Bert Hammel Court, North Andover
2021-22 Women's Basketball

Game Time: 7:00 PM
Game Duration: 1:41
Attendance: 637

Officials: Michael Motta, Roger Saravia, Ashley Rivers

Mount St. Mary's - 68

Record: 8-10 (6-3)

| NO. Name | Min | FG | 3P | FT | Rebounds | Fouls | TP | AS | TO | ST | Blocks | +/- |
|---------------------------|---------|-------|------|-------|-----------|-------|----|----|----|----|--------|------|
| | | M-A | M-A | M-A | OR DR TOT | PF FD | | | | | BS BA | |
| 00 Isabella Hunt | F 25:21 | 5-10 | 0-0 | 1-3 | 2 3 5 | 3 5 | 11 | 2 | 5 | 2 | 0 | 1 20 |
| 3 Kendall Bressee | G 38:58 | 5-10 | 0-2 | 7-12 | 0 9 9 | 3 10 | 17 | 5 | 3 | 2 | 2 1 8 | 8 |
| 10 Michaela Harrison | G 36:20 | 3-6 | 2-3 | 2-2 | 0 3 3 | 0 4 | 10 | 0 | 1 | 1 | 0 0 | 12 |
| 14 Jessica Tomasetti | G 18:13 | 4-4 | 0-0 | 0-0 | 0 3 3 | 2 0 | 8 | 2 | 0 | 1 | 0 0 | 3 |
| 21 Kayla Agentowicz | G 32:04 | 6-9 | 2-2 | 0-0 | 1 5 6 | 2 1 | 14 | 0 | 3 | 0 | 0 0 | 9 |
| 13 Aryna Taylor | 23:37 | 3-8 | 2-4 | 0-0 | 1 1 2 | 4 0 | 8 | 1 | 7 | 0 | 0 0 | 6 |
| 2 Tess Borgosz | 08:03 | 0-4 | 0-0 | 0-0 | 1 1 2 | 3 0 | 0 | 0 | 2 | 0 | 2 1 | -7 |
| 11 Jada Lee | 15:54 | 0-1 | 0-0 | 0-0 | 0 2 2 | 1 0 | 0 | 0 | 1 | 2 | 0 0 | 1 |
| 15 Jasmine Lindsay-Huskey | 00:30 | 0-0 | 0-0 | 0-0 | 0 0 0 | 0 0 | 0 | 0 | 0 | 0 | 0 0 | -2 |
| Team | | | | | 1 3 4 | | 0 | | 0 | | | |
| Totals | | 26-50 | 6-11 | 10-17 | 6 30 36 | 18 20 | 68 | 10 | 22 | 8 | 4 3 | 10 |

Technical Fouls: NONE

| Shooting By Period |
|--------------------|
| 1st FG% 9-17 52.9% |
| 3PT% 3-5 60.0% |
| FT% 1-3 33.3% |
| 2nd FG% 8-10 80.0% |
| 3PT% 2-3 66.7% |
| FT% 3-4 75% |
| 3rd FG% 4-14 28.6% |
| 3PT% 0-2 0.0% |
| FT% 0-0 0% |
| 4th FG% 5-9 55.6% |
| 3PT% 1-1 100.0% |
| FT% 6-10 60% |
| GM FG% 26-50 52.0% |
| 3PT% 6-11 54.5% |
| FT% 10-17 58.8% |

Dead Ball Rebounds: 4, 0

Merrimack - 58

Record: 6-12 (2-6)

| NO. Name | | Min | FG | 3P | FT | Rebounds | Fouls | TP | AS | TO | ST | Blocks | +/- |
|---------------------|---|-------|-------|------|------|-----------|----------|----|----|----|----|--------|-----|
| | | | M-A | M-A | M-A | OR DR TOT | PF FD | | | | | BS BA | |
| 20 Teneisia Brown | F | 16:06 | 4-13 | 0-0 | 0-1 | 2 7 9 | 5 3 8 | 1 | 2 | 0 | 0 | 0 2 | 2 |
| 21 Mayson Kimball | F | 27:03 | 3-11 | 1-5 | 1-2 | 0 4 4 | 4 3 8 | 1 | 5 | 0 | 2 | 0 -1 | 1 |
| 22 Paige McCormick | F | 16:18 | 3-7 | 0-1 | 0-0 | 2 0 2 | 3 1 6 | 0 | 1 | 0 | 1 | 2 8 | 8 |
| 1 Jayme DeCesare | G | 36:37 | 2-5 | 1-3 | 3-4 | 2 4 6 | 2 4 6 | 5 | 1 | 2 | 0 | 1 -3 | 3 |
| 10 Kate Magar | G | 38:40 | 4-7 | 0-1 | 1-2 | 1 3 4 | 2 2 9 | 3 | 0 | 0 | 0 | 0 -11 | 11 |
| 4 Carla Balague | | 18:53 | 3-6 | 0-1 | 0-0 | 0 2 2 | 2 0 6 | 0 | 3 | 1 | 0 | 0 -4 | 4 |
| 5 Kaylee Thomas | | 17:36 | 2-9 | 1-4 | 0-2 | 2 0 2 | 0 1 5 | 1 | 2 | 0 | 0 | 0 -11 | 11 |
| 2 Diamond Christian | | 14:43 | 1-4 | 0-2 | 1-1 | 0 0 0 | 0 2 3 | 0 | 1 | 1 | 0 | 0 -15 | 15 |
| 3 Ava Owens | | 14:04 | 2-3 | 0-0 | 1-2 | 2 0 2 | 2 2 5 | 0 | 5 | 0 | 0 | 1 -15 | 15 |
| Team | | | | | | 4 1 5 | | 0 | | | | | |
| Totals | | | 24-65 | 3-17 | 7-14 | 15 21 36 | 20 18 58 | 11 | 20 | 4 | 3 | 4 -10 | 10 |



2021-22 MOUNT ST. MARY'S WOMEN'S BASKETBALL

2021-2022 BOX SCORES

GAME 21 (ST. FRANCIS BROOKLYN)



Official Basketball Box Score - Final
Mount St. Mary's at St. Francis Brooklyn
02/17/22 Daniel Lynch '38 Gymnasium at the Pope Physical Education Center, Brooklyn, N.Y.
2021-22 Women's Basketball

Game Time: 7:00 PM
Game Duration: 1:50
Attendance: 51

Officials: Kathleen Lonergan, Pastor Torres, Jessica Smith

Mount St. Mary's - 53

Record: 10-11

| NO. Name | Min | FG M-A | 3P M-A | FT M-A | Rebounds OR DR TOT | Fouls PF FD | TP | AS | TO | ST | Blocks BS BA | +/- |
|---------------------------|---------|-----------|-----------|-----------|-----------------------|----------------|----|----|----|----|-----------------|-----|
| 00 Isabella Hunt | F 16:16 | 1-4 | 0-0 | 2-2 | 0 2 2 | 2 2 4 | 1 | 1 | 2 | 0 | 0 | -3 |
| 3 Kendall Bressee | G 33:31 | 4-17 | 1-5 | 9-13 | 1 8 9 | 2 9 18 | 3 | 2 | 1 | 0 | 1 | -3 |
| 10 Michaela Harrison | G 32:32 | 2-6 | 0-1 | 0-0 | 2 2 4 | 0 1 4 | 0 | 0 | 2 | 0 | 0 | -7 |
| 14 Jessica Tomasetti | G 23:57 | 0-3 | 0-2 | 0-0 | 1 1 2 | 1 1 0 | 1 | 1 | 0 | 0 | 0 | -9 |
| 21 Kayla Agentowicz | G 27:42 | 3-8 | 0-2 | 0-0 | 1 4 5 | 3 1 6 | 2 | 1 | 1 | 0 | 1 | -11 |
| 11 Jada Lee | 14:18 | 1-4 | 0-1 | 0-0 | 0 1 1 | 5 0 2 | 0 | 2 | 0 | 0 | 1 | 7 |
| 13 Aryna Taylor | 27:19 | 6-15 | 2-7 | 0-0 | 0 3 3 | 1 0 14 | 1 | 2 | 1 | 0 | 1 | 3 |
| 15 Jasmine Lindsay-Huskey | 20:34 | 1-4 | 1-3 | 0-0 | 0 1 1 | 1 1 3 | 0 | 2 | 3 | 0 | 0 | 3 |
| 2 Tess Borgosz | 03:51 | 1-1 | 0-0 | 0-0 | 0 0 0 | 0 1 2 | 0 | 0 | 0 | 0 | 0 | -5 |
| Team | | | | | 2 0 2 | | 0 | 1 | | | | |
| Totals | | 19-62 | 4-21 | 11-15 | 7 22 29 | 15 16 53 | 8 | 12 | 10 | 0 | 4 | -5 |

Technical Fouls: NONE

| Shooting By Period | |
|--------------------|-------------|
| 1st FG% | 6-13 46.2% |
| 3PT% | 1-4 25.0% |
| FT% | 1-2 50% |
| 2nd FG% | 1-16 6.3% |
| 3PT% | 0-7 0.0% |
| FT% | 1-2 50% |
| 3rd FG% | 6-12 50.0% |
| 3PT% | 0-2 0.0% |
| FT% | 7-8 87.5% |
| 4th FG% | 6-21 28.6% |
| 3PT% | 3-8 37.5% |
| FT% | 2-3 66.7% |
| GM FG% | 19-62 30.6% |
| 3PT% | 4-21 19.0% |
| FT% | 11-15 73.3% |

Dead Ball Rebounds: 4, 1

St. Francis Brooklyn - 58

Record: 14-8

| NO. Name | Min | FG M-A | 3P M-A | FT M-A | Rebounds OR DR TOT | Fouls PF FD | TP | AS | TO | ST | Blocks BS BA | +/- |
|----------------------|---------|-----------|-----------|-----------|-----------------------|----------------|----|----|----|----|-----------------|-----|
| 23 Frusina Horvath | F 32:53 | 8-16 | 1-4 | 1-2 | 1 9 10 | 4 3 18 | 0 | 4 | 0 | 0 | 0 | 5 |
| 31 Ally Lassen | F 27:01 | 3-7 | 0-1 | 2-4 | 3 4 7 | 3 4 8 | 1 | 5 | 0 | 4 | 0 | 5 |
| 3 Alyssa Fisher | G 38:19 | 4-10 | 0-3 | 1-1 | 1 7 8 | 1 2 9 | 3 | 2 | 1 | 0 | 0 | 5 |
| 5 Khaleah Edwards | G 37:15 | 6-13 | 3-4 | 1-2 | 0 2 2 | 3 1 16 | 3 | 2 | 1 | 0 | 0 | 6 |
| 11 Ester Varga | G 13:45 | 0-1 | 0-1 | 1-2 | 0 1 1 | 2 1 1 | 1 | 1 | 3 | 0 | 0 | -3 |
| 4 Isabella Posset | 33:44 | 1-4 | 0-2 | 2-2 | 2 4 6 | 1 3 4 | 3 | 2 | 0 | 0 | 0 | -5 |
| 30 Zharia Hutchinson | 06:52 | 0-1 | 0-0 | 0-0 | 0 1 1 | 0 0 0 | 0 | 0 | 0 | 0 | 0 | -6 |
| 13 Jada McMillan | 08:44 | 1-2 | 0-0 | 0-0 | 0 2 2 | 1 1 2 | 0 | 0 | 0 | 0 | 0 | 6 |
| 22 Sheridan Kavanagh | 01:27 | 0-0 | 0-0 | 0-0 | 0 0 0 | 0 0 0 | 0 | 0 | 1 | 0 | 0 | 2 |
| Team | | | | | 2 4 6 | | 0 | 1 | | | | |
| Totals | | 23-54 | 4-15 | 8-13 | 9 34 43 | 16 15 58 | 11 | 22 | 2 | 4 | 0 | 5 |

Technical Fouls: NONE

| Shooting By Period | |
|--------------------|-------------|
| 1st FG% | 8-14 57.1% |
| 3PT% | 2-4 50.0% |
| FT% | 0-0 0% |
| 2nd FG% | 7-14 50.0% |
| 3PT% | 2-5 40.0% |
| FT% | 0-0 0% |
| 3rd FG% | 2-14 14.3% |
| 3PT% | 0-4 0.0% |
| FT% | 2-3 66.7% |
| 4th FG% | 6-12 50.0% |
| 3PT% | 0-2 0.0% |
| FT% | 6-10 60% |
| GM FG% | 23-54 42.6% |
| 3PT% | 4-15 26.7% |
| FT% | 8-13 61.5% |

Dead Ball Rebounds: 4, 2

| | MSM | SFBK |
|------------------|---------------|---------------|
| Biggest lead | 2 (1st 8:07) | 19 (3rd 9:43) |
| Best Scoring Run | 13 (3rd 4:10) | 9 (4th 7:27) |
| Lead Changes | 2 | |
| Times Tied | 1 | |
| Time with Lead | 00:39 | 38:00 |

| Points from | MSM | SFBK |
|---------------|-----|------|
| Turnovers | 24 | 11 |
| Paint | 30 | 34 |
| Second Chance | 2 | 11 |
| Fast Breaks | 7 | 16 |
| Bench | 21 | 6 |

| Period by Period Scoring |
|--------------------------|
| 1st 2nd 3rd 4th TOT |
| MSM 14 3 19 17 53 |
| SFBK 18 16 6 18 58 |



Official Basketball Box Score - Final
Mount St. Mary's at LIU
02/19/22 Steinberg Wellness Center, Brooklyn, NY
2021-22 Women's Basketball

Game Time: 2:00 PM
Game Duration: 1:44
Attendance: 302

Officials: Laura Isabelle, May Dalmann, Daniel Esteves

Mount St. Mary's - 46

Record: 10-12 (8-4)

| NO. Name | Min | FG M-A | 3P M-A | FT M-A | Rebounds OR DR TOT | Fouls PF FD | TP | AS | TO | ST | Blocks BS BA | +/- |
|----------------------|---------|-----------|-----------|-----------|-----------------------|----------------|----|----|----|----|-----------------|-----|
| 00 Isabella Hunt | F 21:59 | 1-3 | 0-0 | 2-2 | 3 2 5 | 3 1 4 | 0 | 2 | 2 | 0 | 0 | 3 |
| 3 Kendall Bressee | G 36:57 | 3-14 | 0-6 | 4-5 | 0 7 7 | 1 4 10 | 1 | 2 | 1 | 1 | 0 | -10 |
| 10 Michaela Harrison | G 32:21 | 0-6 | 0-2 | 0-0 | 3 2 5 | 3 4 0 | 0 | 1 | 1 | 0 | 0 | -5 |
| 14 Jessica Tomasetti | G 25:11 | 3-7 | 0-3 | 3-4 | 1 2 3 | 1 3 9 | 1 | 2 | 1 | 0 | 0 | 2 |
| 21 Kayla Agentowicz | G 30:12 | 2-4 | 0-1 | 0-0 | 2 7 9 | 2 3 4 | 3 | 4 | 3 | 0 | 2 | -14 |
| 13 Aryna Taylor | 27:28 | 5-11 | 3-8 | 0-0 | 0 0 0 | 4 0 13 | 1 | 4 | 1 | 0 | 1 | -13 |
| 2 Tess Borgosz | 10:09 | 0-3 | 0-0 | 0-0 | 0 1 1 | 2 0 0 | 0 | 1 | 0 | 0 | 1 | -17 |
| 11 Jada Lee | 15:43 | 3-6 | 0-0 | 0-0 | 0 2 2 | 2 1 6 | 0 | 0 | 0 | 0 | 1 | -16 |
| Team | | | | | 3 1 4 | | 0 | 1 | | | | |
| Totals | | 17-54 | 3-18 | 9-11 | 12 24 36 | 18 16 46 | 7 | 17 | 5 | 3 | 4 | -14 |

Technical Fouls: NONE

| Shooting By Period | |
|--------------------|-------------|
| 1st FG% | 5-13 38.5% |
| 3PT% | 2-4 50.0% |
| FT% | 3-4 75% |
| 2nd FG% | 3-15 20.0% |
| 3PT% | 0-2 0.0% |
| FT% | 0-0 0% |
| 3rd FG% | 3-13 23.1% |
| 3PT% | 0-6 0.0% |
| FT% | 2-2 100% |
| 4th FG% | 6-13 46.2% |
| 3PT% | 1-6 16.7% |
| FT% | 4-5 80% |
| GM FG% | 17-54 31.5% |
| 3PT% | 3-18 16.7% |
| FT% | 9-11 81.8% |

Dead Ball Rebounds: 0, 0

LIU - 60

Record: 7-16 (7-6)

| NO. | Name | Min | FG | | 3P | | FT | | Rebounds | | | Fouls | | TP | AS | TO | ST | Blocks | | +/- |
|--------|-----------------------|---------|-------|-----|-----|------|-----|-----|----------|----|-----|----------|----|-----|----------|----|---------|--------|--------|-----|
| | | | M | A | M | A | M | A | OR | DR | TOT | PF | FD | | | | | BS | BA | |
| 3 | Aislinn Flynn | F 18:22 | 0-4 | 0-2 | 0-0 | 1 0 | 1 1 | 2 1 | 0 | 0 | 2 | 0 | 0 | 2 | 0 | 3 | 0 | 3 | 0 | 9 |
| 4 | Camille Gray | G 20:20 | 1-3 | 0-0 | 0-0 | 6 | 5 | 11 | 2 | 3 | 2 | 0 | 2 | 0 | 0 | 0 | 0 | 0 | -3 | |
| 13 | Kennedy Taylor | G 32:46 | 6-15 | 0-1 | 1-3 | 1 | 2 | 3 | 3 | 3 | 12 | 1 | 3 | 0 | 1 | 0 | 1 | 17 | 0 | |
| 15 | Brandy Thomas | G 29:14 | 4-8 | 3-4 | 1-2 | 1 | 4 | 5 | 3 | 4 | 13 | 1 | 0 | 3 | 1 | 0 | 1 | 8 | 0 | |
| 21 | Shyla Sanford | G 21:26 | 3-9 | 0-3 | 0-0 | 0 | 1 | 1 | 1 | 1 | 6 | 1 | 0 | 0 | 0 | 0 | 1 | 0 | 0 | |
| 1 | Emma O'Brien | 28:15 | 3-7 | 2-5 | 2-3 | 0 | 5 | 5 | 2 | 2 | 10 | 1 | 2 | 1 | 0 | 0 | 0 | 22 | 0 | |
| 32 | Tayra Eke | 13:47 | 3-3 | 0-0 | 0-0 | 1 | 2 | 3 | 1 | 1 | 6 | 3 | 0 | 0 | 0 | 0 | 0 | 9 | 0 | |
| 5 | Zoee Hache | 13:01 | 0-4 | 0-2 | 4-4 | 2 | 1 | 3 | 2 | 2 | 4 | 2 | 1 | 0 | 0 | 0 | 0 | 5 | 0 | |
| 22 | Danielle Grim | 11:07 | 1-3 | 0-2 | 0-0 | 0 | 1 | 1 | 0 | 0 | 2 | 2 | 1 | 0 | 0 | 0 | 0 | 3 | 0 | |
| 11 | Diamond Butler-Worley | 04:15 | 1-4 | 0-0 | 0-0 | 3 | 0 | 3 | 0 | 0 | 2 | 0 | 0 | 0 | 0 | 0 | 0 | -1 | 0 | |
| 2 | Kiara Bell | 05:49 | 0-2 | 0-0 | 0-0 | 0 | 1 | 1 | 0 | 1 | 0 | 1 | 0 | 0 | 0 | 0 | 0 | 2 | 0 | |
| 22 | Dallas Carter | 01:26 | 1-1 | 1-1 | 0-0 | 0 | 1 | 1 | 0 | 0 | 3 | 0 | 0 | 0 | 0 | 0 | 0 | 1 | 0 | |
| 20 | Trinity Copeland | 00:12 | 0-0 | 0-0 | 0-0 | 0 | 0 | 0 | 0 | 0 | 0 | 0 | 0 | 0 | 0 | 0 | 0 | -2 | 0 | |
| Team | | | | | | | | | 4 4 8 | | | | | 0 0 | | | | | | |
| Totals | | | 23-63 | | | 6-19 | | | 8-12 | | | 19 27 46 | | | 16 18 60 | | 10 12 7 | | 4 3 14 | |

Technical Fouls: NONE

| | MSM | LIU |
|------------------|--------------|---------------|
| Biggest lead | 7 (1st 7:14) | 16 (3rd 3:01) |
| Best Scoring Run | 7 (1st 7:14) | 12 (3rd 3:01) |
| Lead Changes | 1 | |
| Times Tied | 1 | |
| Time with Lead | 08:18 | 31:16 |

| Points from | MSM | LIU |
|---------------|-----|-----|
| Turnovers | 24 | 28 |
| Paint | 24 | 28 |
| Second Chance | 0 | 11 |
| Fast Breaks | 9 | 7 |
| Bench | 19 | 27 |

| Period by Period Scoring |
|--------------------------|
| 1st 2nd 3rd 4th TOT |
| MSM 15 6 8 17 46 |
| LIU 15 12 17 16 60 |

GAME 23 (SACRED HEART)



Official Basketball Box Score - Final
Sacred Heart at Mount St. Mary's
02/24/22 Knott Arena, Emmitsburg
2021-22 Women's Basketball

Game Time: 7:00 PM
Game Duration: 1:43
Attendance: 425

Officials: Michael Henderson, Carmen Portomero, LaSonia Baker

Sacred Heart - 40

Record: 7-14 (6-10)

| NO. Name | Min | FG M-A | 3P M-A | FT M-A | Rebounds OR DR TOT | Fouls PF FD | TP | AS | TO | ST | Blocks BS BA | +/- |
|----------------------|---------|-----------|-----------|-----------|-----------------------|----------------|----|----|----|----|-----------------|-----|
| 13 Carly Stroemel | F 15:44 | 1-6 | 0-0 | 0-0 | 0 6 6 | 2 0 2 | 0 | 0 | 0 | 1 | 2 | 13 |
| 2 Sonia Smith | G 29:44 | 5-14 | 1-3 | 2-2 | 0 3 3 | 1 2 13 | 2 | 8 | 1 | 0 | 1 | -16 |
| 15 Asia McCray | G 24:21 | 2-5 | 0-1 | 2-4 | 1 2 3 | 4 4 6 | 0 | 4 | 0 | 0 | 0 | -13 |
| 22 Adrienne Hagood | G 15:21 | 2-7 | 0-2 | 0-0 | 1 0 1 | 2 1 4 | 0 | 0 | 0 | 0 | 0 | -1 |
| 30 Olivia Tucker | G 33:30 | 2-5 | 0-1 | 0-0 | 0 4 4 | 3 1 4 | 0 | 1 | 0 | 0 | 0 | -24 |
| 3 Nikki Johnson | 27:13 | 0-7 | 0-4 | 2-2 | 0 1 1 | 1 3 2 | 1 | 0 | 0 | 0 | 0 | -17 |
| 34 Kelsey Wood | 19:02 | 1-2 | 0-0 | 2-2 | 1 6 7 | 2 3 4 | 0 | 2 | 0 | 0 | 0 | -9 |
| 24 Maiya Bergdorf | 16:21 | 0-3 | 0-0 | 0-0 | 3 1 4 | 3 0 0 | 0 | 0 | 1 | 1 | 0 | -14 |
| 10 Alfa Owusu-Mensah | 06:18 | 0-0 | 0-0 | 0-0 | 0 1 1 | 2 0 0 | 1 | 0 | 0 | 0 | 0 | -5 |
| 5 Wilisha Jackson | 05:16 | 1-1 | 1-1 | 0-0 | 0 0 0 | 0 0 3 | 0 | 1 | 0 | 0 | 0 | -1 |
| 12 Maya Klein | 03:35 | 1-2 | 0-1 | 0-0 | 0 0 0 | 0 0 2 | 0 | 0 | 0 | 0 | 0 | -1 |
| 20 Ann Porter | 03:35 | 0-0 | 0-0 | 0-0 | 0 0 0 | 0 0 0 | 0 | 0 | 0 | 0 | 0 | -1 |
| Team | | | | | 2 3 5 | | 0 | 2 | | | | |
| Totals | | 15-52 | 2-13 | 8-10 | 8 27 35 | 20 14 40 | 4 | 19 | 2 | 1 | 3 | -23 |

Technical Fouls: NONE

| Shooting By Period | |
|--------------------|-------------|
| 1st FG% | 6-13 46.2% |
| 3PT% | 1-3 33.3% |
| FT% | 4-4 100% |
| 2nd FG% | 3-13 23.1% |
| 3PT% | 0-2 0.0% |
| FT% | 0-0 0% |
| 3rd FG% | 4-16 25.0% |
| 3PT% | 0-3 0.0% |
| FT% | 3-4 75% |
| 4th FG% | 2-10 20.0% |
| 3PT% | 1-5 20.0% |
| FT% | 1-2 50% |
| GM FG% | 15-52 28.8% |
| 3PT% | 2-13 15.4% |
| FT% | 8-10 80.0% |

Dead Ball Rebounds: 3, 0

Mount St. Mary's - 63

Record: 11-12 (8-7)

| NO. Name | Min | FG M-A | 3P M-A | FT M-A | Rebounds OR DR TOT | Fouls PF FD | TP | AS | TO | ST | Blocks BS BA | +/- |
|----------------------|---------|-----------|-----------|-----------|-----------------------|----------------|----|------|-----|----|-----------------|-----|
| 00 Isabella Hunt | F 28:57 | 5-9 | 0-0 | 1-1 | 3 6 9 | 3 3 11 | 3 | 2 | 1 | 1 | 1 | 21 |
| 3 Kendall Bressee | G 31:50 | 3-14 | 0-3 | 4-4 | 0 7 7 | 0 4 10 | 3 | 0 | 1 | 1 | 0 | 16 |
| 10 Michaela Harrison | G 29:09 | 4-7 | 2-3 | 2-2 | 0 1 1 | 1 2 12 | 0 | 2 | 2 | 0 | 0 | 22 |
| 14 Jessica Tomasetti | G 24:24 | 0-1 | 0-0 | 0-0 | 1 3 4 | 2 0 0 | 1 | 1 | 0 | 0 | 0 | 17 |
| 21 Kayla Agentowicz | G 18:33 | 3-9 | 1-4 | 4-4 | 3 4 7 | 3 4 11 | 0 | 2 | 2 | 0 | 0 | 8 |
| 2 Tess Borgosz | 13:53 | 2-5 | 0-0 | 0-0 | 0 1 1 | 2 0 4 | 1 | 2 | 0 | 1 | 0 | -1 |
| 11 Jada Lee | 21:48 | 3-3 | 1-1 | 0-1 | 1 3 4 | 2 3 7 | 0 | 2 | 2 | 0 | 0 | 16 |
| 13 Aryna Taylor | 31:26 | 2-9 | 1-6 | 3-4 | 1 2 3 | 1 4 8 | 0 | 1 | 0 | 0 | 0 | 16 |
| Team | | | | | 0 1 1 | | 0 | 0 | | | | |
| Totals | | 22-57 | 5-17 | 14-16 | 9 28 37 | 14 20 | 63 | 8 12 | 8 3 | 1 | 23 | |



2021-22 CONFERENCE STATS



2021-22 Mount St. Mary's Women's Basketball Combined Team Statistics In Conference games

Page 1/1
as of Feb 25, 2022

Game Records

| Record | Overall | Home | Away | Neutral |
|----------------|---------|------|------|---------|
| ALL GAMES | 9-4 | 5-3 | 4-1 | 0-0 |
| CONFERENCE | 9-4 | 5-3 | 4-1 | 0-0 |
| NON-CONFERENCE | 0-0 | 0-0 | 0-0 | 0-0 |

Score by Periods

| Team | 1st | 2nd | 3rd | 4th | OT | TOT |
|------------------|-----|-----|-----|-----|----|-----|
| Mount St. Mary's | 229 | 184 | 199 | 206 | 0 | 818 |
| Opponents | 194 | 166 | 194 | 190 | 0 | 744 |

Team Box Score

| No. | Player | | | | Total | | 3-Point | | F-Throw | | Rebounds | | | | | | | | | | | | | |
|-----------|-------------------------|-------|--------|------|---------|------|----------|------|---------|------|----------|-----|-----|------|-----|----|-----|-----|-----|-----|-----|------|--|--|
| | | GP-GS | MIN | AVG | FG-FGA | FG% | 3FG-3FGA | 3FG% | FT-FTA | FT% | OFF | DEF | TOT | AVG | PF | DQ | A | TO | BLK | STL | PTS | AVG | | |
| 3 | BRESEE, Kendall | 13-13 | 469:47 | 36.1 | 70-183 | .383 | 14-57 | .246 | 50-67 | .746 | 11 | 95 | 106 | 8.2 | 29 | 0 | 55 | 42 | 16 | 19 | 204 | 15.7 | | |
| 10 | HARRISON, Michaela | 13-13 | 434:45 | 33.4 | 47-103 | .456 | 29-65 | .446 | 24-27 | .889 | 3 | 21 | 24 | 1.8 | 27 | 0 | 11 | 26 | 5 | 17 | 147 | 11.3 | | |
| 21 | AGENTOWICZ, Kayla | 13-13 | 368:20 | 28.3 | 48-89 | .539 | 14-32 | .438 | 15-20 | .750 | 13 | 40 | 53 | 4.1 | 36 | 0 | 22 | 40 | 5 | 11 | 125 | 9.6 | | |
| 13 | TAYLOR, Aryna | 6-0 | 147:11 | 24.5 | 20-44 | .455 | 10-26 | .385 | 4-5 | .800 | 3 | 6 | 9 | 1.5 | 15 | 0 | 2 | 16 | 1 | 5 | 54 | 9.0 | | |
| 00 | HUNT, Isabella | 13-13 | 284:17 | 21.9 | 37-83 | .446 | 2-3 | .667 | 16-28 | .571 | 30 | 49 | 79 | 6.1 | 34 | 1 | 18 | 28 | 3 | 14 | 92 | 7.1 | | |
| 14 | TOMASETTI, Jessica | 13-13 | 366:43 | 28.2 | 29-67 | .433 | 7-23 | .304 | 16-20 | .800 | 19 | 23 | 42 | 3.2 | 20 | 0 | 17 | 12 | 0 | 7 | 81 | 6.2 | | |
| 2 | BORGOSZ, Tess | 13-0 | 179:59 | 13.8 | 21-58 | .362 | 1-8 | .125 | 4-6 | .667 | 7 | 30 | 37 | 2.8 | 21 | 0 | 4 | 20 | 8 | 3 | 47 | 3.6 | | |
| 11 | LEE, Jada | 13-0 | 195:28 | 15.0 | 17-38 | .447 | 2-11 | .182 | 7-11 | .636 | 5 | 19 | 24 | 1.8 | 21 | 0 | 9 | 13 | 0 | 14 | 43 | 3.3 | | |
| 15 | LINDSAY-HUSKEY, Jasmine | 11-0 | 153:32 | 14.0 | 9-27 | .333 | 5-18 | .278 | 2-3 | .667 | 4 | 7 | 11 | 1.0 | 14 | 0 | 5 | 8 | 1 | 3 | 25 | 2.3 | | |
| Team | | | | | | | | | | | 23 | 26 | 49 | | | | 5 | | | | | | | |
| Total | | 13 | 2600 | | 298-692 | .431 | 84-243 | .346 | 138-187 | .738 | 118 | 316 | 434 | 33.4 | 217 | 1 | 143 | 210 | 39 | 93 | 818 | 62.9 | | |
| Opponents | | 13 | 2600 | | 286-749 | .382 | 65-199 | .327 | 107-156 | .686 | 166 | 298 | 464 | 35.7 | 217 | 2 | 130 | 222 | 35 | 76 | 744 | 57.2 | | |

Team Statistics

| | MSM | OPP |
|------------------------|----------------|----------------|
| Scoring | 818 | 744 |
| Points per game | 62.9 | 57.2 |
| Scoring margin | +5.7 | - |
| Field goals-att | 298-692 | 286-749 |
| Field goal pct | .431 | .382 |
| 3 point fg-att | 84-243 | 65-199 |
| 3-point FG pct | .346 | .327 |
| 3-pt FG made per game | 6.5 | 5.0 |
| Free throws-att | 138-187 | 107-156 |
| Free throw pct | .738 | .686 |
| F-Throws made per game | 10.6 | 8.2 |
| Rebounds | 434 | 464 |
| Rebounds per game | 33.4 | 35.7 |
| Rebounding margin | -2.3 | - |
| Assists | 143 | 130 |
| Assists per game | 11.0 | 10.0 |
| Turnovers | 210 | 222 |
| Turnovers per game | 16.2 | 17.1 |
| Turnover margin | +0.9 | - |
| Assist/turnover ratio | 0.7 | 0.6 |
| Steals | 93 | 76 |
| Steals per game | 7.2 | 5.8 |
| Blocks | 39 | 35 |
| Blocks per game | 3.0 | 2.7 |
| Winning streak | 1 | - |
| Home win streak | 2 | - |
| Attendance | 4348 | 1695 |
| Home games-Avg/Game | 8-544 | 5-339 |
| Neutral site-Avg/Game | - | 0-0 |

Team Results

| Date | Opponent | | Score | Att. |
|------------|----------------------|---|-------|------|
| 01/06/2022 | LIU | W | 70-54 | 238 |
| 01/08/2022 | St. Francis Brooklyn | L | 59-62 | 263 |
| 01/15/2022 | Bryant | W | 68-52 | 378 |
| 01/17/2022 | Merrimack | W | 78-70 | 253 |
| 01/21/2022 | at Sacred Heart | W | 60-51 | 453 |
| 01/23/2022 | at Central Conn. St. | W | 71-60 | 133 |
| 01/27/2022 | Fairleigh Dickinson | L | 56-64 | 1017 |
| 01/29/2022 | Saint Francis (PA) | L | 58-70 | 1177 |
| 02/03/2022 | at Merrimack | W | 68-58 | 637 |
| 02/05/2022 | at Bryant | W | 68-52 | 170 |
| 02/10/2022 | Wagner | W | 53-51 | 597 |
| 02/19/2022 | at LIU | L | 46-60 | 302 |
| 02/24/2022 | Sacred Heart | W | 63-40 | 425 |





2021-2022 SEASON STATS



2021-22 Mount St. Mary's Women's Basketball Combined Team Statistics All games

Page 1/1
as of Feb 25, 2022

Game Records

| Record | Overall | Home | Away | Neutral |
|----------------|---------|------|------|---------|
| ALL GAMES | 11-12 | 7-4 | 4-8 | 0-0 |
| CONFERENCE | 9-4 | 5-3 | 4-1 | 0-0 |
| NON-CONFERENCE | 2-8 | 2-1 | 0-7 | 0-0 |

Score by Periods

| Team | 1st | 2nd | 3rd | 4th | OT | TOT |
|------------------|-----|-----|-----|-----|----|------|
| Mount St. Mary's | 364 | 334 | 402 | 365 | 0 | 1465 |
| Opponents | 378 | 343 | 362 | 358 | 0 | 1441 |

Team Box Score

| No. | Player | | | | Total | | 3-Point | | F-Throw | | Rebounds | | | | | | | | | | | | | |
|-----------|-------------------------|-------|--------|------|----------|------|----------|------|---------|------|----------|-----|-----|------|-----|----|-----|-----|-----|-----|------|------|--|--|
| | | GP-GS | MIN | AVG | FG-FGA | FG% | 3FG-3FGA | 3FG% | FT-FTA | FT% | OFF | DEF | TOT | AVG | PF | DQ | A | TO | BLK | STL | PTS | AVG | | |
| 3 | BRESEE, Kendall | 22-21 | 765:32 | 34.8 | 111-295 | .376 | 25-95 | .263 | 85-120 | .708 | 21 | 147 | 168 | 7.6 | 45 | 0 | 92 | 71 | 22 | 24 | 332 | 15.1 | | |
| 10 | HARRISON, Michaela | 23-23 | 723:54 | 31.5 | 78-194 | .402 | 45-119 | .378 | 35-38 | .921 | 6 | 36 | 42 | 1.8 | 39 | 0 | 23 | 34 | 7 | 26 | 236 | 10.3 | | |
| 13 | TAYLOR, Aryna | 16-9 | 423:15 | 26.5 | 55-135 | .407 | 30-76 | .395 | 14-18 | .778 | 3 | 27 | 30 | 1.9 | 35 | 1 | 16 | 40 | 2 | 9 | 154 | 9.6 | | |
| 21 | AGENTOWICZ, Kayla | 23-22 | 641:44 | 27.9 | 78-152 | .513 | 27-61 | .443 | 23-28 | .821 | 21 | 78 | 99 | 4.3 | 50 | 0 | 42 | 64 | 7 | 23 | 206 | 9.0 | | |
| 00 | HUNT, Isabella | 23-22 | 515:58 | 22.4 | 64-136 | .471 | 2-3 | .667 | 31-52 | .596 | 50 | 83 | 133 | 5.8 | 61 | 3 | 34 | 61 | 6 | 28 | 161 | 7.0 | | |
| 14 | TOMASETTI, Jessica | 23-16 | 623:38 | 27.1 | 57-124 | .460 | 16-49 | .327 | 19-26 | .731 | 28 | 40 | 68 | 3.0 | 32 | 0 | 35 | 27 | 2 | 15 | 149 | 6.5 | | |
| 11 | LEE, Jada | 22-0 | 320:20 | 14.6 | 31-72 | .431 | 6-22 | .273 | 11-16 | .688 | 9 | 36 | 45 | 2.0 | 37 | 1 | 18 | 34 | 2 | 20 | 79 | 3.6 | | |
| 15 | LINDSAY-HUSKEY, Jasmine | 21-1 | 303:49 | 14.5 | 26-62 | .419 | 18-46 | .391 | 3-5 | .600 | 5 | 21 | 26 | 1.2 | 32 | 0 | 8 | 12 | 4 | 7 | 73 | 3.5 | | |
| 2 | BORGOSZ, Tess | 20-1 | 257:45 | 12.9 | 29-81 | .358 | 1-9 | .111 | 7-12 | .583 | 11 | 42 | 53 | 2.7 | 37 | 1 | 5 | 32 | 11 | 4 | 66 | 3.3 | | |
| 5 | BAILEY, Abby | 4-0 | 24:05 | 6.0 | 3-6 | .500 | 0-0 | .000 | 3-4 | .750 | 4 | 5 | 9 | 2.3 | 7 | 0 | 1 | 1 | 1 | 1 | 9 | 2.3 | | |
| Team | | | | | | | | | | | 44 | 52 | 96 | | | | | 10 | | | | | | |
| Total | | 23 | 4600 | | 532-1257 | .423 | 170-480 | .354 | 231-319 | .724 | 202 | 567 | 769 | 33.4 | 375 | 6 | 274 | 386 | 64 | 157 | 1465 | 63.7 | | |
| Opponents | | 23 | 4621 | | 553-1369 | .404 | 119-378 | .315 | 216-309 | .699 | 279 | 559 | 838 | 36.4 | 372 | 6 | 249 | 375 | 69 | 160 | 1441 | 62.7 | | |

Team Statistics

| | MSM | OPP |
|------------------------|-----------------|-----------------|
| Scoring | 1465 | 1441 |
| Points per game | 63.7 | 62.7 |
| Scoring margin | +1.0 | - |
| Field goals-att | 532-1257 | 553-1369 |
| Field goal pct | .423 | .404 |
| 3 point fg-att | 170-480 | 119-378 |
| 3-point FG pct | .354 | .315 |
| 3-pt FG made per game | 7.4 | 5.2 |
| Free throws-att | 231-319 | 216-309 |
| Free throw pct | .724 | .699 |
| F-Throws made per game | 10.0 | 9.4 |
| Rebounds | 769 | 838 |
| Rebounds per game | 33.4 | 36.4 |
| Rebounding margin | -3.0 | - |
| Assists | 274 | 249 |
| Assists per game | 11.9 | 10.8 |
| Turnovers | 386 | 375 |
| Turnovers per game | 16.8 | 16.3 |
| Turnover margin | -0.5 | - |
| Assist/turnover ratio | 0.7 | 0.7 |
| Steals | 157 | 160 |
| Steals per game | 6.8 | 7.0 |
| Blocks | 64 | 69 |
| Blocks per game | 2.8 | 3.0 |
| Winning streak | 1 | - |
| Home win streak | 2 | - |
| Attendance | 6545 | 10881 |
| Home games-Avg/Game | 11-595 | 12-907 |
| Neutral site-Avg/Game | - | 0-0 |

Team Results

| Date | Opponent | | Score | Att. |
|------------|-------------------------|---|--------|------|
| 11/09/2021 | at Seton Hall | L | 68-81 | 581 |
| 11/13/2021 | Valley Forge | W | 102-15 | 1022 |
| 11/16/2021 | at Maryland | L | 57-98 | 3683 |
| 11/19/2021 | at Lehigh | L | 72-91 | 509 |
| 11/23/2021 | Howard | L | 49-56 | 643 |
| 11/28/2021 | at Clemson | L | 59-83 | 436 |
| 12/04/2021 | at Loyola Maryland | L | 55-56 | 1121 |
| 12/07/2021 | at Ohio St. | L | 50-94 | 2805 |
| 12/18/2021 | UMES | W | 82-65 | 532 |
| 01/06/2022 | LIU | W | 70-54 | 238 |
| 01/08/2022 | St. Francis Brooklyn | L | 59-62 | 263 |
| 01/15/2022 | Bryant | W | 68-52 | 378 |
| 01/17/2022 | Merrimack | W | 78-70 | 253 |
| 01/21/2022 | at Sacred Heart | W | 60-51 | 453 |
| 01/23/2022 | at Central Conn. St. | W | 71-60 | 133 |
| 01/27/2022 | Fairleigh Dickinson | L | 56-64 | 1017 |
| 01/29/2022 | Saint Francis (PA) | L | 58-70 | 1177 |
| 02/03/2022 | at Merrimack | W | 68-58 | 637 |
| 02/05/2022 | at Bryant | W | 68-52 | 170 |
| 02/10/2022 | Wagner | W | 53-51 | 597 |
| 02/17/2022 | at St. Francis Brooklyn | L | 53-58 | 51 |
| 02/19/2022 | at LIU | L | 46-60 | 302 |
| 02/24/2022 | Sacred Heart | W | 63-40 | 425 |

