



MOUNT ST. MARY'S WOMEN'S BASKETBALL

2020-21 GAME NOTES

47th Season of Competition | 773 Wins | 10 NEC Regular Season Titles

NEC Champions
1993, 1994, 1995
NCAA Tournament
1994, 1995
WNIT Tournament
2014

MOUNT ST. MARY'S (16-6, 14-4 NEC) vs. WAGNER (13-5, 12-4 NEC)

NEC Championships | March 14th | 2 p.m. | Emmitsburg, Md. | Knott Arena
Stream: ESPNU (Roy Philpott and Brooke Weisbrod, Broadcasters)

LAST GAME'S STARTERS



3 Kendall Bresee
5-10 • G/F • R-Sr.
Frederick, Md. | Urbana
14.3 PPG | 8.6 RPG | 4.1 APG | 32.2 MPG



10 Michaela Harrison
5-7 • G • Jr.
Cleveland, Ohio | Lake Ridge Academy
12.5 PPG | 2.1 RPG | 1.8 APG | 29.4 MPG



13 Aryna Taylor
5-10 • G • R-Sr.
Ashland, Va. | Patrick Henry
11.6 PPG | 2.9 RPG | 1.2 APG | 29.1 MPG



21 Kayla Agentowicz
5-11 • G • R-Sr.
Scott Township, Pa. | Lakeland Jr./Sr.
6.5 PPG | 3.6 RPG | 1.9 APG | 27.8 MPG



34 Rebecca Lee
6-2 • C • Sr.
Seyern, Md. | Old Mill Senior
9.4 PPG | 7.0 RPG | 1.0 APG | 20.6 MPG

BY THE NUMBERS

3

Mount St. Mary's is seeking their third trip to the NCAA tournament. They went back-to-back years in 1994 and 1995.

9

Kendall Bresee became the ninth Mountaineer in history to win the NEC Player of the Year honor. The last was Kia Williams in 2000-01.

10

With a win over Saint Francis U, on March 1st, the Mount won their 10th NEC regular season title, and the first since the 2000-01 season.

THE MATCHUP



73.0	PPG	60.4
61.1	OPP. PPG	58.7
.426	FG%	.415
.388	OPP. FG%	.379
.351	3FG%	.318
.310	OPP. 3FG%	.291
.803	FT%	.695
38.4	REBS/GM.	33.9
+3.5	REBS +/-	-3.1
13.8	AST/GM.	14.4
9.0	STL/GM.	8.8
3.6	BLKS/GM.	2.9

THE ALL-TIME SERIES

Overall	47-19
Division I	45-19
In Emmitsburg	26-7
On Staten Island	21-11
Neutral Site	0-1
Current Streak	Wagner, 2 games
Last Meeting	3/5/2021
Wagner, 73-68, in New York	
Last Mount Win	2/17/2020
Mount, 67-52 in New York	

STAT LEADERS

POINTS PER GAME		
MSM	Kendall Bresee	14.3
WAG	E. Krista Grava	14.3
REBOUNDS PER GAME		
MSM	Kendall Bresee	8.6
WAG	Krista Grava/Nwabudu	5.6
ASSISTS PER GAME		
MSM	Kendall Bresee	4.1
WAG	Zhaneia Thybulle	4.9
STEALS PER GAME		
MSM	Kendall Bresee	2.1
WAG	Khaleah Edwards	1.8
3-POINTERS		
MSM	Michaela Harrison	47
WAG	Khaleah Edwards	24
FIELD-GOAL PERCENTAGE (Min. 50)		
MSM	Isabella Hunt	.548
WAG	E. Krista Grava	.466
FREE-THROW PERCENTAGE (Min. 15)		
MSM	Bridget Birkhead	.895
WAG	Khaleah Edwards	.966

NEWS & NOTES

TODAY'S GAME

- An NCAA Tournament berth is on the line between two teams that have waited two decades to reach this position. The Mount is contesting in the title game for the first time since 2001, and Wagner's first since 2000.
- Mount St. Mary's seeks their fourth NEC Championship and third NCAA tournament berth.
- Wagner is aiming for their second title, with the first coming in 1989.
- The Mountaineers last won in 1995 when they defeated St. Francis (Pa.) 80-61.

SERIES BITS

- Mount St. Mary's has taken 47 of the 66 meetings with the Seahawks, including a sweep last season.
- The two teams met to finish the regular season, with the Seahawks sweeping the Mount. Wagner clinched a tournament berth with the first win and a home game with the second win.
- This is the first time the Mount and Wagner will meet in a title game.

THE MOUNT'S TRACK RECORD

- Mount St. Mary's clinched the Northeast Conference regular season title with a sweep over second place Saint Francis U on February 28th and March 1st.
- Since the start of NEC play in January 2020, the Mount is 30-10 as a program, and 28-8 in the conference.
- Kendall Bresee was named NEC Player and Defensive Player of the Year. She is the ninth person in the history of the Mount to win Player of the Year.
- Head Coach Maria Marchesano is the third person and sixth honoree as the NEC's Coach of the Year. Michaela Harrison, Aryna Taylor and Jessica Tomasetti all earned All-Conference honors.
- A redshirt senior, Bresee leads the Mount in four major statistical categories - points, rebounds, assists and steals. She ranks top five in the conference for each category.
- Bolstered by five blocks in games with St. Francis Brooklyn and Wagner, Rebecca Lee leads the team with 35 blocks.
- Michaela Harrison leads in triples with 47. Harrison is third in the conference at 2.3 treys per game. In the win over Bryant on February 20th, she hit nine triples, a new school record. Aryna Taylor and Bridget Birkhead also rank among the league leaders.

2020-2021 SCHEDULE

Overall: 16-6 | Northeast Conference: 14-4
Home: 10-1 | Away: 6-5 | Neutral: 0-0

11/25	at #RV James Madison	L, 55-69
11/30	at Howard	L, 83-87
12/2	COPPIN STATE	Canceled
12/5	UMBC	W, 72-58
12/8	at #14 Maryland	Canceled
12/12	LA SALLE	Canceled
12/22	at Hofstra	Canceled
1/7	ST. FRANCIS BROOKLYN *	W, 76-68
1/8	ST. FRANCIS BROOKLYN *	W, 65-59
1/14	at Sacred Heart * (from 1/28)	W, 84-60
1/15	at Sacred Heart * (from 1/29)	L, 71-79
1/23	CENTRAL CONNECTICUT *	W, 81-52
1/24	CENTRAL CONNECTICUT *	W, 95-61
1/28	FAIRLEIGH DICKINSON * (from 2/18)	L, 54-59
1/29	FAIRLEIGH DICKINSON * (from 2/19)	W, 68-55
2/13	at Long Island *	W, 85-64
2/14	at Long Island *	W, 65-41
2/20	BRYANT * (from 2/4)	W, 92-54
2/21	BRYANT * (from 2/5)	W, 87-49
2/24	at Merrimack * (from 1/14)	W, 79-65
2/25	at Merrimack * (from 1/15)	W, 59-58
2/28	SAINT FRANCIS U *	W, 71-55
3/1	at Saint Francis U * (from 1/19)	W, 56-43
3/4	at Wagner * (from 2/9)	L, 62-73
3/5	at Wagner * (from 2/10)	L, 68-73 (2OT)
3/10	FAIRLEIGH DICKINSON %	W, 77-62
3/14	WAGNER %	2pm

HOME GAMES IN BOLD CAPS
* NEC Game | % NEC Playoffs

CONNECT WITH MOUNT



FACEBOOK

/MountAthletics



YOUTUBE

/MountAthletics



TWITTER

@MountAthletics

@Mount_WBB



INSTAGRAM

@MountAthletics

#MountUp #GoMount



QUICK FACTS

MOUNT ST. MARY'S UNIVERSITY

Location	Emmitsburg, Md.
Founded	1808
Enrollment	2,166
Nickname	Mountaineers, The Mount
Colors	Blue and White
National Affiliation	NCAA Division I
Conference	Northeast (NEC)
Athletic Website	mountathletics.com
University Website	msmary.edu
President	Dr. Timothy Trainor
Athletic Director	Lynne Robinson

STAFF/INFORMATION

Head Coach	Maria Marchesano
Associate Head Coach	Antoine White
Assistant Coach	Julie Kaufman
Assistant Coach	Kelsey Funderburgh
Director of Operations	Katrice Dickson

KNOTT ARENA

Opened	Nov. 28, 1987
Season	34th
Capacity	3,121
Student Section	Mount Maniacs
Marchesano's Record at Home	35-16

WOMEN'S BASKETBALL HISTORY

All-Time Record	774-538
NEC Record	346-226
First Season	1974-75
Season	47th
NCAA Tournament	9 (2 DI, 7 DII)
- Tournament Record 5-9 (0-2 DI/5-7 DII)	
Last NCAA Tourn. Appearance - 1994-95	
Regular Season Conference Titles - 9 (DI)	
Conference Tournament Titles - 7 (3 DI, 4 DII)	
Most wins in a season	26 in '83-'84
Most wins in DI season	25 in '93-'94
Last winning season	20-11 in '19-'20

2019-20 RECORD

Record	20-11 (14-4 NEC)
Home Games	10-4
Road Games	9-5
Neutral Games	1-2

2019-20 OUTLOOK

Letterwinners Returning/Lost	11/2
Starters Returning/Lost	5/0
Newcomers	4
Returning Scoring	1,716/2,076 (82.6%)
Returning Rebounds	814/1,046 (77.8%)
Returning Assists	330/441 (74.8%)
Returning Minutes	4,882/6,197 (78.8%)

MOUNT ST. MARY'S NEWS AND NOTES

SURVEYING THE SEAHAWKS

- Wagner reached double digit conference wins for the first time in almost 20 years, and last reached the title game in 2000.
- Emilija Krista Grava leads the way in points and rebounds, and several transfers have been key in the Seahawks' boost in the standings.
- Newcomer Zhaneia Thybulle (UNCW) runs the point and is at the top of the NEC with 4.9 assists. Winthrop transfer Kem Nwabuduru is a presence in the post, averaging 9.9 points and 5.6 rebounds.
- Khaleah Edwards is the team's main three-point scorer, and is an impressive 28-for-29 from the charity stripe.

HOST OF HONORS

- Five Mountaineers were awarded postseason honors by the NEC. Kendall Bresee was named Player of the Year and Defensive Player of the Year, while Maria Marchesano earned Coach of the Year.
- For the Mount, Bresee's honor is the ninth to be named best in the league and the fourth for top defender. Marchesano is the third person and the sixth time that the Mount was voted to have the best coach.
- Michaela Harrison was named to the All-NEC Second Team, Aryna Taylor placed on the Third Team and Jessica Tomasetti took a spot as a member of the All-Rookie squad.

FROM PAUSE TO PLAY

- Mount St. Mary's paused team activities for over a month following positive COVID-19 tests within the program.
- Contests affected were non-conference meetings with Maryland, La Salle and Hofstra, which were canceled, and three NEC games with Wagner at Saint Francis U were postponed.
- The Wagner contests have been rescheduled a second time to March 4th and 5th. Merrimack had their own pause due to COVID, so the Mount will challenge them on February 24th and 25th in Massachusetts. Saint Francis U has also been postponed twice, and the Bryant series moved two weeks to February 20th and 21st.

MIND THE GAP

- From December 5th to January 7th, 33 days passed since between games.
- That in-season gap is the fifth longest in team history, and the longest since 1978. The longest is 56 days going back to the team's inaugural season of 1974-75. After their first-ever game against Loyola on December 4th, the team's next game didn't occur until

January 29th versus Frederick Community College.

LONGEST IN-SEASON GAPS IN WBB HISTORY:

December 4, 1974-January 29, 1975 - 56 days
 December 10, 1975-January 29, 1976 - 50 days
 December 10, 1977-January 21, 1978 - 42 days
 December 10, 1976-January 15, 1977 - 36 days
December 5, 2020-January 7, 2021 - 33 days
 December 7, 1991-January 7, 1992 - 31 days

TYING UP OPPONENTS IN KNOTT

- December 5th's win against UMBC was the program's 100th non-conference victory at Knott Arena since the facility opened in 1987.
- Mount stands 287-156 all-time on their home floor, including a 33-16 mark in the Marchesano era.

FROM DOWNTOWN!

- The Mountaineers under Coach Marchesano have rewritten the record books for making three pointers. Under her three seasons, her teams are 1st, 2nd and 4th for triples made in a season.
- Last season, the team once again set the record with 264 made three pointers. That accomplishment also ranked 15th among all NCAA Division I teams.
- This past February 20th, the squad set a school record with 18 triples. Michaela Harrison set the individual school record with nine three-pointers. The previous record of 16 was set in December 2019 in a game with Maryland Eastern Shore.
- So far in 2020-21, Mount has 187 triples for an average of 8.5 per game. Despite the shortened season, that number is still sixth all-time in program history.

NEC (WEEKLY) HONOREES

- Senior Kendall Bresee is a two-time NEC Player of the Week honor, receiving the award on January 11th and February 1st.
- Freshman Jessica Tomasetti has also won Rookie of the Week twice. She is a model of efficiency, making 28 of 52 shots, good for a .538 percentage.
- Isabella Hunt became the third straight winner on January 26th, after averaging 9.5 points and 3.5 rebounds against CCSU to earn ROTW honors. It's the first time since 2007-08 (Mary Dunn, Lauren Howell) that two rookies from the Mount were honored, and the first time since 2004-05 (Tiffany Green, Dita Krumberga) that players were honored back-to-back.





MOUNT ST. MARY'S NEWS AND NOTES

THAT'S DOWNRIGHT OFFENSIVE

- Mount St. Mary's led the NEC in offensive output last year, averaging 67 points per game. The recent scoring outburst catapulted the Mount to tops in the NEC again this year.
- The squad also topped the NEC in field goal percentage (.406) and three point percentage (.342).
- When they upped their point totals to 70 or more in a game last season, the Mount went 11-1, as opposed to 9-10 when scoring 60 or less.
- This season, the team is averaging 73.0 points, and have earned a double-digit scoring margin against opponents. Their .426 field-goal percentage once again leads the league.
- With a 13-for-13 performance at the charity stripe, the Mount hit all of the free throws for the fifth time in school history, with a minimum of nine attempts.

PRESEASON COACHES POLL

- For the first time in 20 years, Mount's women were on top of the NEC Preseason Poll. The unanimous decision came from a poll of the conference's coaches.
- It is the fifth time in program history they sit atop the preseason poll, and twice prior a Mountaineer team that was predicted first ended in first by season's end.

MARCHESANO'S MILESTONES

- Entering her fourth season, Maria Marchesano needed two wins for 125 career wins and six victories for 50 as Mount head coach. She crossed the 125 threshold with a win over St. Francis Brooklyn on January 7th, and the 50 win mark versus Central Connecticut on January 24th.
- A victory Sunday would put Marchesano fourth on the all-time list, bolting ahead of Rev. James Delaney (45) and Fred Carter (60).

HARRISON'S HILL

- Michaela Harrison earned a spot on the All-NEC Preseason Team following her strong sophomore season.
- The Clevelander led the charge in the scoring department for the Mount, averaging 12.6 points per game. Her 75 three pointers were a school record for an individual's season.
- Along with her scoring ability, she tied the team lead in steals (61) and ranked third on the team with 75 assists.

20/20

- Just like their first place vote in the NEC Preseason poll, Mount is coming off a 20 win season

for the first time in 20 years.

- The 20-11 record was the team's highest since a 20-9 mark during the 1999-2000 season.

KELSEY HAPPY RETURNS

- Coach Marchesano welcomed back Kelsey Funderburgh to the coaching staff for her first-ever role as a college assistant coach.
- Funderburgh played for Marchesano at Walsh, finishing with 1,304 career points. A three-point shooter, she ranked in the top 50 in Division II for long-range shots.
- Since graduating, she worked three seasons as a Director of Basketball Operations - two here at the Mount and last season at Monmouth.

MIRROR, MIRROR ON THE COURT

- The Northeast Conference introduced a new format for conference games. When the Mount women play at home, the men will play the same opponent on the road, and vice versa.

LOCAL FLAIR

- Last November, Coach Marchesano and her staff signed four new players to NLI's. All four were local talents, either from Maryland or Pennsylvania.
- The quartet is split between a duo of forwards both named Isabella (Hunt, Pelaia) and a pair of guards, Jada Lee and Jessica Tomasetti.
- Hunt was a two-time district champion; Pelaia the leading scorer on a PIAA Class 5A champion; Lee a three-time All-Section awardee; and Tomasetti a 2018-19 WCAC First Team and team captain.

HOME VS. ROAD

- During the 2019-20 season, Mount St. Mary's played 14 contests in Emmitsburg, 15 on the road, and two at neutral sites.
- The Mount split the neutral contests 1-1, carried a 10-4 mark at home and were 9-6 on the road.
- This year the Mountaineers are 9-1 at Knott Arena and 6-3 on the road. Scoring has stayed fairly consistent throughout, with the Mount averaging 76.2 points at home and 69.7 on the road.

RECORD RANKINGS

KENDALL BRESEE

- > 60th - Career Points - 608
- > 6th - Career Rebounds per Game - 7.5
- > 6th - 3 Pointers in a Junior Season - 38
- > 6th - Career Assists per Game - 3.9
- > 10th - Rebounds in a Senior Season - 189
- > 11th - Double-Doubles - 11

MICHAELA HARRISON

- > 24th - Career Points - 1064
- > 1st - 3 Pointers in a Game - 9
- > 1st - 3 Pointers in a Season - 84, 2018-19
 - > Also most for a Freshman Season
- > 2nd - Career 3 Pointers Made - 206
- > 3rd - 3 Pointers in a Season - 75, 2019-20
 - > Also most for a Sophomore Season
- > 4th - Points in a Game - 35
- > T-4th - 3 Pointers in a Junior Season - 47
- > 6th - Points in a Freshman Season - 412
- > 8th - Steals in a Sophomore Season - 61
- > 9th - Field Goals in a Freshman Season - 135
- > 10th - Points in a Sophomore Season - 390
- > 10th - Steals in a Freshman Season - 45

BRIDGET BIRKHEAD

- > T-54th - Career Points - 679
- > 1st - 3 Pointers in a Junior Season - 60
- > T-2nd - 3 Pointers in a Game - 8
- > 4th - Career 3 Pointers Made - 171
- > 6th - 3 Pointers in a Sophomore Season - 52
- > 8th - Career 3 Point Pct. (Min. 100) - .368
- > T-8th - 3 Point Pct. in a Season - .411, 2019-20

ARYNA TAYLOR

- > 79th - Career Points - 474
- > 5th - 3 Pointers in a Freshman Season - 43
- > 6th - Career 3 Point Pct. (Min. 100) - .377
- > 8th - 3 Pointers in a Sophomore Season - 45

KAYLA AGENTOWICZ

- > 62nd - Career Points - 597
- > T-9th - 3 Pointers in a Sophomore Season - 35

REBECCA LEE

- > 47th - Career Points - 758
- > 2nd - Career Blocked Shots - 135
- > T-2nd/T-8th - Blocks in a Game - 7 | 5 (2x)
- > T-3rd - Blocks in a Freshman Season - 26
- > 3rd - Blocks in a Senior Season - 35
- > 4th - Blocks in a Season - 43, 2019-20
 - > Also 2nd most for a Junior Season
- > 5th - Rebounds in a Sophomore Season - 226
- > 6th - Blocks in a Season - 31, 2018-19
 - > Also 3rd most for a Sophomore Season
- > T-6th - Rebounds in a Game - 16
- > 10th - Career Field Goal Percentage - .491
- > T-13th - Double-Doubles - 8















AROUND THE NORTHEAST CONFERENCE



2020-2021 NORTHEAST CONFERENCE STANDINGS



	SCHOOL	NEC	PCT.	OVERALL PCT.		STREAK	HOME	AWAY	NEUTRAL
	Mount St. Mary's *	14-4	0.778	16-6	0.727	L2	9-1	6-5	0-0
	Wagner *	12-4	0.750	13-5	0.722	W4	7-2	5-3	0-0
	Saint Francis U *	12-4	0.750	14-9	0.609	W2	6-3	8-5	0-0
	Fairleigh Dickinson *	12-6	0.667	16-8	0.667	W7	8-4	8-3	0-0
	Sacred Heart	8-8	0.500	8-10	0.444	L5	3-4	5-6	0-0
	LIU	7-11	0.389	7-11	0.389	W4	3-6	4-5	0-0
	Merrimack	5-10	0.333	5-10	0.333	W2	3-5	2-5	0-0
	Bryant	5-12	0.294	7-14	0.333	L4	4-7	3-7	0-0
	St. Francis Brooklyn	4-10	0.286	4-10	0.286	W1	3-4	1-6	0-0
	Central Connecticut	4-14	0.222	4-14	0.222	L6	2-7	2-7	0-0

*Clinched NEC Tournament Berth

RANKINGS AND POLLS

THE MOUNT'S TEAM RANKS IN THE NEC

Category	Rank	Average
Scoring Offense	1st	73.0
Scoring Defense	4th	61.1
Free Throw %	1st	.803
Field Goal %	1st	.426
3-Point %	1st	.351
Rebounding Margin	1st	+3.5
Blocks/Game	4th	3.6
Assists/Game	2nd	13.8
Steals/Game	4th	9.0
Assist/Turnover Ratio	1st	0.9

2020-21 NEC PRESEASON COACHES POLL

Rank	Team
1.	Mount St. Mary's (unanimous)
2.	Sacred Heart
3.	Saint Francis U
4.	Fairleigh Dickinson
5.	Long Island
6.	Wagner
7.	Merrimack
8.	Bryant
9.	St. Francis Brooklyn
10.	Central Connecticut





2020-21 MOUNT ST. MARY'S WOMEN'S BASKETBALL

2020-21 NUMERICAL ROSTER

#	Name	Pos.	Cl.	Ht.	Hometown / High School / Previous School
00	Isabella Hunt	F	Fr.	5-11	Johnstown, Pa. / Bishop McCort
1	Mikayla Watkinson	G	So.	5-8	Brisbane, Australia / John Paul College
3	Kendall Bresee	G/F	R-Sr.	5-10	Frederick, Md. / Urbana/ George Washington
10	Michaela Harrison	G	Jr.	5-7	Cleveland, Ohio / Lake Ridge Academy
11	Bridget Birkhead	G	Sr.	5-11	Doylestown, Pa. / Central Bucks East
12	Annaliese Watkinson	G	So.	5-9	Brisbane, Australia / John Paul College
13	Aryna Taylor	G	R-So.	5-10	Ashland, Va. / Patrick Henry
14	Jessica Tomasetti	G	Fr.	5-5	North Potomac, Md. / Our Lady of Good Counsel
15	Jada Lee	G	Fr.	5-5	Pittsburgh, Pa. / Carlynton
21	Kayla Agentowicz	G	R-Sr.	5-9	Scott Township, Pa. / Lakeland Jr.-Sr.
33	Isabella Pelaia	F	Fr.	6-0	Mars, Pa. / Mars
34	Rebecca Lee	C	Sr.	6-2	Severn, Md. / Old Mill Senior

Head Coach: Maria Marchesano (Butler '05), 4th season

Associate Head Coach: Antoine White (Southern Vermont '16), 5th season

Assistant Coach: Julie Kaufman (Catawba '05), 4th season

Assistant Coach: Kelsey Funderburgh (Walsh '16), 3rd season

Director of Basketball Operations: Katrice Dickson (Mount St. Mary's '18) 2nd Season

2020-21 ALPHABETICAL ROSTER

#	Name	Pos.	Cl.	Ht.	Hometown / High School / Previous School
21	Kayla Agentowicz	G	R-Sr.	5-9	Scott Township, Pa. / Lakeland Jr.-Sr.
11	Bridget Birkhead	G	Sr.	5-11	Doylestown, Pa. / Central Bucks East
3	Kendall Bresee	G/F	R-Sr.	5-10	Frederick, Md. / Urbana/ George Washington
10	Michaela Harrison	G	Jr.	5-7	Cleveland, Ohio / Lake Ridge Academy
00	Isabella Hunt	F	Fr.	5-11	Johnstown, Pa. / Bishop McCort
34	Rebecca Lee	C	Sr.	6-2	Severn, Md. / Old Mill Senior
15	Jada Lee	G	Fr.	5-5	Pittsburgh, Pa. / Carlynton
33	Isabella Pelaia	F	Fr.	6-0	Mars, Pa. / Mars
13	Aryna Taylor	G	R-So.	5-10	Ashland, Va. / Patrick Henry
14	Jessica Tomasetti	G	Fr.	5-5	North Potomac, Md. / Our Lady of Good Counsel
12	Annaliese Watkinson	G	So.	5-9	Brisbane, Australia / John Paul College
1	Mikayla Watkinson	G	So.	5-8	Brisbane, Australia / John Paul College

Head Coach: Maria Marchesano (Butler '05), 4th season

Associate Head Coach: Antoine White (Southern Vermont '16), 5th season

Assistant Coach: Julie Kaufman (Catawba '05), 4th season

Assistant Coach: Kelsey Funderburgh (Walsh '16), 3rd season

Director of Basketball Operations: Katrice Dickson (Mount St. Mary's '18) 2nd Season

PRONUNCIATION GUIDE

##	Name	Pronunciation
#3	Kendall Bresee	Brih-ZEE
#4	Jatarrikah Settle	Juh-TAIR-uh-kuh
#12	Annaliese Watkinson	AH-nuh-lease
#13	Aryna Taylor	Are-nay
#21	Kayla Agentowicz	AG-in-TOE-vitch (AG as in "agriculture")
HC	Maria Marchesano	MARK-uh-sahn-o



ROSTER BREAKDOWN

BY STATE/PROVINCE

* MARYLAND	4
-- Bresee, Carrillo Ade, R. Lee, Tomasetti	
* PENNSYLVANIA	5
-- Agentowicz, Birkhead, Hunt, J. Lee, Pelaia	
* QUEENSLAND (AUS.)	2
-- A. Watkinson, M. Watkinson	
* OHIO	1
-- Harrison	
* CONNECTICUT	1
-- Connors	
* VIRGINIA	1
-- Taylor	

BY CLASS

* FRESHMEN	4
-- Hunt, J. Lee, Pelaia, Tomasetti	
* SOPHOMORES	3
Taylor (R-So.), A. Watkinson, M. Watkinson	
* JUNIORS	1
-- Harrison	
* SENIORS	4
-- Agentowicz (R-Sr.), Bresee (R-Sr.), Birkhead, R. Lee	

BY POSITION

* GUARD	8
-- Agentowicz, Birkhead, Harrison, J. Lee, Taylor, Tomasetti, Watkinson, M. Watkinson	
* GUARD/FORWARD	1
-- Bresee	
* FORWARD	2
-- Hunt, Pelaia	
* CENTER	1
-- R. Lee	

BY HEIGHT

* 5'5"	2
-- Tomasetti, J. Lee	
* 5'7"	1
-- Harrison	
* 5'8"	1
-- M. Watkinson	
* 5'9"	2
-- Agentowicz, A. Watkinson	
* 5'10"	2
-- Bresee, Taylor	
* 5'11"	2
-- Birkhead, Hunt	
* 6'0"	1
-- Pelaia	
* 6'2"	1
-- R. Lee	



2020-21 TV/RADIO CHART



00 Isabella Hunt
F | 5-11 | Freshman
Johnstown, Pa.



1 Mikayla Watkinson
G | 5-8 | Sophomore
Brisbane, Australia



3 Kendall Bresee
G/F | 5-10 | R-Senior
Frederick, Md.



10 Michaela Harrison
G | 5-7 | Junior
Cleveland, Ohio



11 Bridget Birkhead
G | 5-11 | Senior
Doylestown, Pa.



12 Annaliese Watkinson
G | 5-9 | Sophomore
Brisbane, Australia



13 Aryna Taylor
G | 5-10 | R-Sophomore
Ashland, Va.



14 Jessica Tomasetti
G | 5-5 | Freshman
North Potomac, Md.



15 Jada Lee
G | 5-5 | Freshman
Pittsburgh, Pa.



21 Kayla Agentowicz
G | 5-9 | R-Senior
Scott Township, Pa.



33 Isabella Pelaia
F | 6-0 | Freshman
Mars, Pa.



34 Rebecca Lee
C | 6-2 | Senior
Severn, Md.



HC Maria Marchesano
4th Season
Butler '05



2020-21 MOUNT ST. MARY'S WOMEN'S BASKETBALL

HEAD COACH

MARIA MARCHESANO



4th Season at the Mount | Butler '05
Career Record: 139-110
Record at the Mount: 60-53

MEET THE STAFF

MARIA MARCHESANO - 4th Season (Butler '05)

2010-12Manchester Coll	Assistant Coach
2012-13Urbana University	Head Coach
2013-16Walsh University	Head Coach
2016-17IUPUI	Associate Head Coach
2017-presentMount St. Mary's	Head Coach

ANTOINE WHITE - 5th Season (Southern Vermont '16)

2016-18Mount St. Mary's	Assistant Coach
2019-presentMount St. Mary's	Associate HC

JULIE KAUFMAN - 4th Season (Catawba '05)

2008-11Hood College	Graduate Assistant
2011-13Shepherd	Assistant Coach
2016-17Niagara	Assistant Coach
2017-presentMount St. Mary's	Assistant Coach

KELSEY FUNDERBURGH - 3rd Season (Walsh '16)

2017-19Mount St. Mary's	Dir. of Operations
2019-20Monmouth	Dir. of Operations

KATRICE DICKSON - 2nd Season (MSM '18)

2019-presentMount St. Mary's	Dir. of Operations
--------------	-----------------------------	--------------------

THE MARCHESANO FILE

AT URBANA UNIVERSITY (Division II)

SEASON	RECORD	NOTE
2011-12 *	12-7	
2012-13	15-15	G-MAC Champions
2 SEASONS	27-22	

* Took over as head coach midway through 2011-12 season

AT WALSH UNIVERSITY (Division II)

SEASON	RECORD	NOTE
2013-14	12-16	
2014-15	20-10	GLIAC Semifinals
2015-16	20-9	GLIAC Semifinals
3 SEASONS	52-35	

AT MOUNT ST. MARY'S

SEASON	RECORD	NEC	NOTE
2017-18	9-20	6-12	
2018-19	15-16	8-10	NEC Semis
2019-20	20-11	14-4	NEC Semis
2020-21	16-6	14-4	NEC Finals
4 SEASONS	60-53	42-30	

Overall (9th season): 139-110

MOUNT'S RECORD VS. 2020-21 OPPONENTS

TEAM	ALL-TIME
James Madison	2-4
Howard	4-6
UMBC	30-9
Saint Francis U	31-38
St. Francis Brooklyn	55-8
Merrimack	1-1
Central Connecticut	30-12
Sacred Heart	7-34
Bryant	10-13
Wagner	47-17
Long Island	36-24
Fairleigh Dickinson	35-24

MARIA MARCHESANO BIO

Maria Marchesano was named the sixth head coach in Mount St. Mary's women's basketball history on May 1, 2017.

In charge for three full seasons, Marchesano has orchestrated a full program turnaround, which culminated in her third year. The Mount reached heights not seen in Emmitsburg since the beginning of the century, registering 20 wins and 14 in the NEC - both marks were last achieved in 1999-2000. The team was the best offensive unit in the conference, leading the NEC with an average of 67 points a game along with a .406 field goal percentage. Much of their success came from three-point range, ranking 15th in the nation with 264 shots from downtown. Mount locked up the No. 2 seed thanks to a nine-game win streak lasting the entire month of February. They won in the NEC Quarterfinals before the season was cut short due to the COVID-19 pandemic. Sophomore Michaela Harrison continued her success with an All-NEC First Team selection, and newcomer Kendall Bressee earned a Third Team nod.

In her first two seasons at the helm, Marchesano guided the squad to a 24-36 overall record and a 14-22 mark in Northeast Conference play. Under Marchesano's guidance, the Mount averaged its most points per game since the 2013-14 season. Marchesano mentored and developed guard Juliette Lawless, who was named the NEC Most Improved Player and earned an All-NEC Third Team Selection and NEC All-Rookie Team members Daly Sullivan and Michaela Harrison.

Marchesano came to the Mount following a stint as an associate head coach at IUPUI, where she helped guide the squad to the most wins in a season in program history in 2016-17, as the Jaguars finished at 24-9 overall and 12-4 in Summit League play. IUPUI made its first appearance in the conference championship game since 2008, and also earned a berth in the Women's National Invitation Tournament (WNIT) to cap off the outstanding season. During the campaign, the Jags collected seven wins versus RPI top-100 teams and earned their highest RPI ranking in program history (53). Marchesano coached three All-Summit League honorees and one Academic All-Summit League member during her season with the Jags.

Prior to her time at IUPUI, Marchesano served for three years as the head coach at Walsh University in North Canton, Ohio. Marchesano led the team to 52 wins during her three seasons, including back-to-back 20-win campaigns in 2014-15 and 2015-16. The Cavaliers made two GLIAC Tournament Final Four appearances, won three-straight Mayor's Cup titles, and defeated a pair of Division I teams (Butler & Kent State) during Marchesano's tenure at the helm.

In her final season at Walsh, she guided the Cavaliers to a 20-9 overall record and 16-6 mark in GLIAC play, as they earned home-court advantage for the first time ever in the conference tournament. During the regular season, the Cavaliers registered an upset-victory over third-ranked Ashland University, which was the highest-ranked opponent Walsh had ever defeated as a Division II program.

Marchesano got her first experience as a head coach at Urbana University in Urbana, Ohio midway through the 2011-12 season. She inherited a 2-8 team in January, before turning the season around, guiding the Knights to a 12-7 record after taking over the helm, which included an eight-game winning streak at home. The team qualified for the D-II Ohio Independent Championships, and Marchesano was named the D-II Independent Coach of the Year. The following season, Marchesano led the Knights to a G-MAC Conference Tournament Championship.

Before her time at Urbana, Marchesano served as an assistant coach for both the women's basketball and softball programs at Manchester College in North Manchester, Indiana from 2010-12.

During her collegiate career, Marchesano was a four-year letter winner at Butler University in women's basketball, and also played one season on the softball team. The Fort Wayne, Indiana native was named the Butler Freshman Female Athlete of the Year, earned Horizon League All-Newcomer Team honors, and was a recipient of the Butler Team Community Service Award. Marchesano finished her career as the second-best three-point shooter in program history. Following her collegiate career, she went on to sign three professional basketball contracts and five professional softball contracts in the Italian Federation.



@MOUNTATHLETICS | #MOUNTUP



2020-21 MOUNT ST. MARY'S WOMEN'S BASKETBALL

THE MOUNT'S RECORD WHEN...

Venue	20-21 Season	Marchesano's Mount Career
Overall	16-6	60-53
Home	10-1	34-16
Away	6-5	25-36
Neutral	0-0	1-1

Halftime	20-21 Season	Marchesano's Mount Career
MSM led at halftime	13-1	47-9
Opponent led at halftime	2-4	10-41
Tied at halftime	1-1	3-3

Scoring Offense	20-21 Season	Marchesano's Mount Career
MSM scored 100+ points	0-0	0-0
MSM scored 90-99 points	2-0	3-0
MSM scored 80-89 points	4-1	12-2
MSM scored 70-79 points	5-1	19-7
MSM scored 60-69 points	3-2	22-21
MSM scored 50-59 points	2-2	4-15
MSM scored 40-49 points	0-0	0-7
MSM scored 30-39 points	0-0	0-1

Scoring Defense	20-21 Season	Marchesano's Mount Career
MSM allowed 100+ points	0-0	0-1
MSM allowed 90-99 points	0-0	0-3
MSM allowed 80-89 points	0-1	0-9
MSM allowed 70-79 points	0-3	7-20
MSM allowed 60-69 points	6-1	19-14
MSM allowed 50-59 points	7-1	25-5
MSM allowed 40-49 points	3-0	9-0
MSM allowed 30-39 points	0-0	0-0

Overtime	20-21 Season	Marchesano's Mount Career
Overtime	0-0	0-1
Double Overtime	0-1	0-1
Triple Overtime	0-0	0-0

Month	20-21 Season	Marchesano's Mount Career
November	0-2	5-14
December	1-0	11-8
January	6-2	18-13
February	7-0	21-9
March	2-2	4-8

Day	20-21 Season	Marchesano's Mount Career
Sunday	3-0	5-5
Monday	1-1	15-11
Tuesday	0-0	4-3
Wednesday	2-1	4-3
Thursday	3-2	5-8
Friday	2-2	6-4
Saturday	5-0	21-19

Field Goal Percentage	20-21 Season	Marchesano's Mount Career
MSM led in FG%	15-0	53-8
Opponent led in FG%	1-6	7-45
Game ended tied in FG%	0-0	0-0

3-point FG Percentage	20-21 Season	Marchesano's Mount Career
MSM led in 3FG%	10-2	40-15
Opponent led in 3FG%	5-4	17-36
Game ended tied in 3FG%	1-0	3-2

Free Throw Percentage	20-21 Season	Marchesano's Mount Career
MSM led in FT%	10-3	28-23
Opponent led in FT%	5-3	30-28
Game ended tied in FT%	1-0	2-2

Rebounds	20-21 Season	Marchesano's Mount Career
MSM led in rebounds	11-2	34-11
Opponent led in rebounds	4-4	24-41
Game ended tied in rbs	1-0	2-1

Assists	20-21 Season	Marchesano's Mount Career
MSM led in assists	10-2	39-16
Opponent led in assists	3-4	14-34
Game ended tied in assists	3-0	7-3

Steals	20-21 Season	Marchesano's Mount Career
MSM led in steals	11-4	36-25
Opponent led in steals	5-2	19-24
Game ended tied in steals	0-0	5-4

Blocks	20-21 Season	Marchesano's Mount Career
MSM led in blocks	7-3	31-14
Opponent led in blocks	8-3	24-33
Game ended tied in blocks	1-0	5-6

Turnovers	20-21 Season	Marchesano's Mount Career
MSM had fewer turnovers	8-4	32-30
Opponent fewer turnovers	8-2	21-19
Game ended tied in TO's	0-0	7-3

Team Records	20-21 Season	Marchesano's Mount Career
Against Winning Teams	4-3	16-20
Against Losing Teams	10-1	39-25
Against .500 Teams	1-2	4-8

Streak Builder	20-21 Season	Marchesano's Mount Career
Coming off a Win	12-3	34-24
Coming off a Loss	4-2	25-26

Longest Streaks	20-21 Season	Marchesano's Mount Career
Winning	9 games	9 games (2x)
Losing	2 games (2x)	6 games

MISCELLANEOUS STATS

DOUBLE-DIGIT SCORING	2020-21	CAREER
Michaela Harrison (Jr.)	14 (12-2)	56 (39-17)
Jatarriah Settle (Sr.)	1 (0-1)	35 (20-15)
Kendall Bresee (R-Sr.)	17 (12-5)	34 (24-10)
Rebecca Lee (Sr.)	8 (7-1)	33 (24-9)
Bridget Birkhead (Sr.)	9 (7-2)	27 (17-10)
Aryna Taylor (R-Sr.)	13 (9-4)	22 (15-7)
Kayla Agentowicz (R-Sr.)	5 (2-3)	21 (12-9)
Taylor Addison (Jr.)	2 (1-1)	9 (6-3)
Jessica Tomasetti (Fr.)	3 (3-0)	3 (3-0)
Isabella Hunt (Fr.)	2 (2-0)	2 (2-0)

DOUBLE-DOUBLES	2020-21	CAREER
Kendall Bresee (R-Sr.)	9 (7-2)	11 (8-3)
Rebecca Lee (Sr.)	4 (3-1)	8 (5-3)
Michaela Harrison (Jr.)	----	1 (0-1)

20+ POINT SCORING	2020-21	CAREER
Michaela Harrison (Jr.)	1 (1-0)	9 (5-4)
Kendall Bresee (R-Sr.)	6 (4-2)	8 (5-3)
Kayla Agentowicz (R-Sr.)	----	4 (1-3)
Rebecca Lee (Sr.)	1 (1-0)	3 (3-0)
Bridget Birkhead (Sr.)	----	1 (0-1)

30+ POINT SCORING	2020-21	CAREER
Michaela Harrison (Jr.)	1 (1-0)	3 (2-1)

10+ REBOUNDING	2020-21	CAREER
Rebecca Lee (Sr.)	5 (4-1)	17 (11-6)
Kendall Bresee (R-Sr.)	9 (6-3)	13 (8-5)
Michaela Harrison (Jr.)	----	1 (0-1)
Taylor Addison (Jr.)	----	1 (0-1)

LED TEAM IN SCORING	2020-21	CAREER
Michaela Harrison (Jr.)	6 (5-1)	26 (16-10)
Kendall Bresee (R-Sr.)	9 (6-3)	15 (9-6)
Kayla Agentowicz (R-Sr.)	1 (0-1)	7 (3-4)
Aryna Taylor (R-Sr.)	1 (1-0)	6 (3-3)
Rebecca Lee (Sr.)	4 (3-1)	6 (5-1)
Bridget Birkhead (Sr.)	----	5 (3-2)
Taylor Addison (Jr.)	1 (1-0)	2 (1-1)

LED TEAM IN REBOUNDS	2020-21	CAREER
Rebecca Lee (Sr.)	8 (6-2)	36 (20-16)
Kendall Bresee (R-Sr.)	13 (8-5)	21 (13-8)
Kayla Agentowicz (R-Sr.)	----	8 (3-5)
Taylor Addison (Jr.)	----	5 (1-4)
Isabella Hunt (Fr.)	3 (3-0)	3 (3-0)
Michaela Harrison (Jr.)	----	3 (1-2)
Bridget Birkhead (Sr.)	1 (1-0)	2 (2-0)
Aryna Taylor (R-Sr.)	----	1 (0-1)

LED TEAM IN ASSISTS	2020-21	CAREER
Kendall Bresee (R-Sr.)	17 (13-4)	31 (23-8)
Jatarriah Settle (Sr.)	1 (0-1)	24 (11-13)
Michaela Harrison (Jr.)	2 (2-0)	15 (9-6)
Kayla Agentowicz (R-Sr.)	2 (0-2)	9 (3-6)
Taylor Addison (Jr.)	----	5 (2-3)
Bridget Birkhead (Sr.)	1 (1-0)	3 (2-1)
Aryna Taylor (R-Sr.)	1 (1-0)	2 (2-0)
Jessica Tomasetti (Fr.)	1 (1-0)	1 (1-0)
Rebecca Lee (Sr.)	1 (0-1)	1 (0-1)
Isabella Hunt (Fr.)	1 (0-1)	1 (0-1)

() denotes team's record in those games





2020-21 MOUNT ST. MARY'S WOMEN'S BASKETBALL

2020-21 SUPERLATIVES

Mount Individual Superlatives

Points	35, Harrison, BRYANT (2-20-21)
Field Goals	12, Harrison, BRYANT (2-20-21)
3-Point FG	9, Harrison, BRYANT (2-20-21)
Free Throws	11, Bresee, at Sacred Heart (1-15-21)
	11, Bresee, BRYANT (2-21-21)
Rebounds	15, Bresee, CENTRAL CONNECTICUT (1-24-21)
Assists	8, Bresee, at Merrimack (2-25-21)
Steals	6, Harrison, FAIRLEIGH DICKINSON (1-28-21)
Blocks	5, R. Lee, ST. FRANCIS BROOKLYN (1-8-21)
	5, R. Lee, at Wagner (3-5-21)

Mount Team Superlatives

Points	95, CENTRAL CONNECTICUT (1-24-21)
Field Goals	36, CENTRAL CONNECTICUT (1-23-21)
3-Point FG	18, BRYANT (2-20-21)
Free Throws	18, CENTRAL CONNECTICUT (1-24-21)
	18, at LIU (2-13-21)
Rebounds	49, at LIU (2-14-21)
Assists	24, BRYANT (2-20-21)
Steals	16, CENTRAL CONNECTICUT (1-23-21)
Blocks	8, at Wagner (3-5-21)

Miscellaneous Mount Numbers

Most points scored	95, CENTRAL CONNECTICUT (1-24-21)
Fewest points scored	54, FAIRLEIGH DICKINSON (1-28-21)
Most points allowed	87, at Howard (11-30-20)
Fewest points allowed	41, at LIU (2-14-21)
Largest halftime lead	30, BRYANT (2-20-21)
Largest halftime deficit	10, at Sacred Heart (1-15-21)
Most 1st quarter points	31, BRYANT (2-20-21)
Fewest 1st quarter	9, FAIRLEIGH DICKINSON (1-29-21)
Most 2nd quarter	31, at LIU (2-13-21)
Fewest 2nd quarter	10, at James Madison (11-25-20)
Most 3rd quarter	26, at Merrimack (2-24-21)
Fewest 3rd quarter	10, SAINT FRANCIS U (2-28-21)
Most 4th quarter	26, at Howard (11-30-20)
Fewest 4th quarter	10, at Merrimack (2-24-21)
	10, at Merrimack (2-25-21)
Largest margin of victory	38, BRYANT (2-20-21)
	38, BRYANT (2-21-21)
Smallest margin of defeat	4, at Howard (11-30-20)
Largest lead surrendered	17, at Merrimack (2-25-21)
Largest deficit overcome	12, at Sacred Heart (1-15-21)

Opponent Team Superlatives (2019-2020 Season)

Points	87, at Howard (11-30-20)
Field Goals	31, at Howard (11-30-20)
	31, at Wagner (3-4-21)
3-Point FG	10, CENTRAL CONNECTICUT (1-24-21)
Free Throws	21, at Merrimack (2-25-21)
Rebounds	51, at James Madison (11-25-20)
Assists	18, at Wagner (3-4-21)
Steals	13, at LIU (2-14-21)
Blocks	12, at Howard (11-30-20)

2020-21 SCORING BREAKDOWN

Date	Opponent	STARTERS	BENCH	TOTAL
11/25	at James Madison	33	22	55
11/30	at Howard	45	38	83
12/5	UMBC	50	22	72
1/7	ST. FRANCIS BROOKLYN *	56	20	76
1/8	ST. FRANCIS BROOKLYN *	58	7	65
1/14	at Sacred Heart *	52	32	84
1/15	at Sacred Heart *	61	10	71
1/23	CENTRAL CONNECTICUT *	48	33	81
1/24	CENTRAL CONNECTICUT *	72	23	95
1/28	FAIRLEIGH DICKINSON *	44	10	55
1/28	FAIRLEIGH DICKINSON *	54	14	68
2/13	at Long Island *	66	19	85
2/14	at Long Island *	49	16	65
2/20	BRYANT *	61	31	92
2/21	BRYANT *	54	33	87
2/24	at Merrimack *	57	22	79
2/25	at Merrimack *	47	12	59
2/28	SAINT FRANCIS U *	63	8	71
3/1	at Saint Francis U *	52	4	56
3/4	at Wagner *	53	9	62
3/5	at Wagner *	52	16	68
3/10	FAIRLEIGH DICKINSON %	61	16	77
3/14	WAGNER %			

2020-21 REBOUNDING BREAKDOWN

Date	Opponent	MOUNT	OPP.	+/-
11/25	at James Madison	34	51	-17
11/30	at Howard	35	38	-3
12/5	UMBC	33	35	-2
1/7	ST. FRANCIS BROOKLYN *	35	41	-6
1/8	ST. FRANCIS BROOKLYN *	39	38	+1
1/14	at Sacred Heart *	30	30	0
1/15	at Sacred Heart *	39	38	+1
1/23	CENTRAL CONNECTICUT *	43	36	+7
1/24	CENTRAL CONNECTICUT *	40	30	+10
1/28	FAIRLEIGH DICKINSON *	32	41	-9
1/29	FAIRLEIGH DICKINSON *	31	32	-1
2/13	at Long Island *	46	31	+15
2/14	at Long Island *	49	31	+18
2/20	BRYANT *	42	31	+11
2/21	BRYANT *	38	34	+4
2/24	at Merrimack *	38	29	+9
2/25	at Merrimack *	45	33	+12
2/28	SAINT FRANCIS U *	44	34	+10
3/1	at Saint Francis U *	32	36	-4
3/4	at Wagner *	34	29	+5
3/5	at Wagner *	45	48	-3
3/10	FAIRLEIGH DICKINSON %	48	30	+18
3/14	WAGNER %			

2020-21 MOUNT ST. MARY'S GAME-BY-GAME STARTERS

Date	Opponent	1	2	3	4	5	Together	Lineup
11/25	at James Madison	Bresee	Settle	Harrison	Agentowicz	Lee	0-1	1
11/30	at Howard	Bresee	Settle	Harrison	Agentowicz	Lee	0-2	1
12/5	UMBC	Bresee	Taylor	Agentowicz	Addison	Lee	1-0	2
1/7	ST. FRANCIS BROOKLYN *	Bresee	Harrison	Taylor	Agentowicz	Lee	1-0	3
1/8	ST. FRANCIS BROOKLYN *	Bresee	Harrison	Taylor	Agentowicz	Lee	2-0	3
1/14	at Sacred Heart *	Bresee	Harrison	Taylor	Agentowicz	Lee	3-0	3
1/15	at Sacred Heart *	Bresee	Harrison	Taylor	Agentowicz	Lee	3-1	3
1/23	CENTRAL CONNECTICUT *	Bresee	Harrison	Taylor	Agentowicz	Lee	4-1	3
1/24	CENTRAL CONNECTICUT *	Bresee	Harrison	Taylor	Agentowicz	Lee	5-1	3
1/28	FAIRLEIGH DICKINSON *	Bresee	Harrison	Taylor	Agentowicz	Lee	5-2	3
1/29	FAIRLEIGH DICKINSON *	Bresee	Harrison	Taylor	Agentowicz	Lee	6-2	3
2/13	at Long Island *	Bresee	Harrison	Taylor	Agentowicz	Lee	7-2	3
2/13	at Long Island *	Bresee	Harrison	Taylor	Agentowicz	Lee	8-2	3
2/20	BRYANT *	Bresee	Harrison	Taylor	Agentowicz	Lee	9-2	3
2/21	BRYANT *	Bresee	Harrison	Taylor	Agentowicz	Lee	10-2	3
2/24	at Merrimack *	Bresee	Harrison	Taylor	Agentowicz	Lee	11-2	3
2/25	at Merrimack *	Bresee	Harrison	Taylor	Agentowicz	Lee	12-2	3
2/28	SAINT FRANCIS U *	Bresee	Harrison	Birkhead	Agentowicz	Lee	1-0	4
3/1	at Saint Francis U *	Bresee	Harrison	Taylor	Agentowicz	Lee	13-2	3
3/4	at Wagner *	Bresee	Harrison	Taylor	Agentowicz	Lee	13-3	3
3/5	at Wagner *	Bresee	Harrison	Taylor	Agentowicz	Lee	13-4	3
3/10	FAIRLEIGH DICKINSON %	Bresee	Harrison	Taylor	Agentowicz	Lee	14-4	3
3/14	WAGNER %							





LAST TIME IT HAPPENED FOR THE MOUNT

Mount won back-to-back games: SAINT FRANCIS U (2-28-21) & (3-1-21)

Mount lost back-to-back games: at Wagner (3-4-21) & (3-5-21)

Mount played an overtime game: at Saint Francis U (1-20-18), L, 92-88

Mount played a multi-overtime game: at Wagner (3-5-21), L, 73-68 (2ot)

Mount won an overtime game: at FDU (2-18-17), W, 75-71

Mount lost an overtime game: at Wagner (3-5-21), L, 73-68 (2ot)

Mount scored 100+ points in a game: MONMOUTH (1-31-04) L, 104-100 3ot

Mount allowed 100+ points in a game: at Notre Dame (11-11-17), L 121-65

Mount scored 90-99 points in a game: BRYANT (2-20-21), W, 92-54

Mount allowed 90-99 points in a game: at Wagner (1-19-19), L, 92-76

Mount won a game on a neutral site: vs. Richmond (12-20-19), W 75-67

Mount lost a game on a neutral site: vs. Hampton (12-19-19), L, 68-60

Mount won by 20-29 points: at Long Island (2-14-21), W, 65-41

Mount lost by 20-29 points: at Merrimack (1-13-20), L, 76-55

Mount won by 30-39 points: BRYANT (2-21-21), W, 87-49

Mount lost by 30-39 points: at Sacred Heart (2-9-19), L, 76-41

Mount won by 40 or more points: FROSTBURG (11-11-19), W 94-40

Mount lost by 40 or more points: at Old Dominion (12-21-19), L, 85-34

A Mount player had a triple double: Kim Rhock, St. Francis Brooklyn (2-13-90), 19 p, 14 r, 10 s

A Mount player had a double double: FAIRLEIGH DICKINSON (3-10-21), 19 p, 13 r

Two Mount players had a double double: at Merrimack (2-24-21), Rebecca Lee (16-11) and Kendall Bresee (13-10)

Two Mount players with 20 points: CENTRAL CONNECTICUT (1-24-21), Bresee (26), Harrison (20)

Three Mount players with 20 points: WAGNER (1-18-14) Brewer (23); Henderson (21); Grossett (20)

Mount player with 20 points and 10 rebounds: Kendall Bresee, FAIRLEIGH DICKINSON (1-28-21), 23 p, 13 r

Five or more Mount players scored 10 points or more: at Merrimack (2-24-21)
- R. Lee 16, Bresee 13, Taylor 12, Birkhead 12, Agentowicz 11

Two Mount players had 10 or more rebounds: at Merrimack (2-24-21), Rebecca Lee (11) and Kendall Bresee (10)

A Mount player had 20 or more points:
Home: Kendall Bresee, SAINT FRANCIS U (2-28-21), 29 | Away: Rebecca Lee, at Merrimack (2-25-21), 20

A Mount player had 30 or more points:
Home: Michaela Harrison, BRYANT (2-20-21), 35 | Away: Michaela Harrison, at Long Island (2-11-19), 31

A Mount player had 40 or more points:
Home: Kim Rhock, Monmouth (2-8-90), 50 | Away: Margaret Diaz, at West Chester (12-11-81), 41

A Mount player had 10 or more rebounds:
Home: Rebecca Lee, FAIRLEIGH DICKINSON (3-10-21), 13 | Away: Kendall Bresee, at Wagner (3-5-21), 12

A Mount player had 15 or more rebounds:
Home: Kendall Bresee, CENTRAL CONNECTICUT (1-24-21), 15 | Away: Rebecca Lee, Gardner-Webb (12-3-18), 16

A Mount player had 20 or more rebounds:
Home: Vanessa Blair, Navy (11-21-91), 21 | Away: Beth Foster, at Monmouth (1-24-02), 23

A Mount player had 10 or more assists:
Home: Hassanah Oliver, Quinnipiac (1-30-10), 12 | Away: Ashley Christie, at FDU (2-10-14), 10

A Mount player had 10 or more ft made:
Home: Kendall Bresee, BRYANT (2-21-21), 11 | Away: Kendall Bresee, at Sacred Heart (1-15-21), 11

A Mount player had 10 or more field goals made:
Home: Kendall Bresee, SAINT FRANCIS U (2-28-21), 10 | Away: Rebecca Lee, at Merrimack (2-25-21), 10

A Mount player had 5 or more 3-pt field goals:
Home: Kendall Bresee, SAINT FRANCIS U (2-28-21), 5 | Away: Aryna Taylor, at Long Island (2-13-21), 5

A Mount player had 5 or more steals:
Home: Michaela Harrison, FAIRLEIGH DICKINSON (1-28-21), 6 | Away: Michaela Harrison, at Saint Francis U (3-1-21), 5

A Mount player had 5 or more blocks:
Home: Rebecca Lee, ST. FRANCIS BROOKLYN (1-8-21), 5 | Away: Rebecca Lee, at Wagner (3-5-21), 5

Mount won a Northeast Conference Playoff Game:
Home: FAIRLEIGH DICKINSON (3-10-21), W, 77-62 (SF) | Away: at SFBK (3-11-19), W, 80-74 (QF)

Mount lost a Northeast Conference Playoff Game:
Home: SAINT FRANCIS U (3-12-14), L, 68-63 (SF) | Away: at Robert Morris (3-4-19), L, 69-65 (SF)

Mount played a Northeast Conference Playoff Game:
Home: FAIRLEIGH DICKINSON (3-10-21), W, 77-62 (SF) | Away: at Robert Morris (3-4-19), L, 69-65 (SF)

POSTSEASON HISTORY

NCAA Tournament Appearances: 9 (2 DI, 7 DII)

* Division I (2): '94, '95

* Division II (7): '82, '83, '84, '85, '86, '87, '88

NCAA Tournament Record: 5-9 Overall

* Division I: 0-2

* Division II: 5-7

NCAA Tournament Appearances:

* Last Appearance: 3/16/95 (82-55 loss to Alabama)

* Last Win: 3/7/87 (88-75 win over Virginia State)

Regular Season Conference Titles: 9 (ALL DI)

* Northeast (DI): '90, '91, '92, '93, '94, '95, '96, '99, '01

Conference Tournament Titles: 7 (3 DI, 4 DII)

* Northeast Conference (DI): '93, '94, '95

* Mason-Dixon Conference (DII): '85, '86, '87, '88

NEC Tournament Appearances: 25

* '90, '91, '92, '93, '94, '95, '96, '97, '98, '99, '00, '01, '02, '03, '04, '05, '06, '07, '08, '09, '12, '13, '14, '15, '16, '17, '19

NEC Tournament Record: 20-24

WNIT Postseason Appearances: 1

* '14

WOMEN'S BASKETBALL TIMELINE

-- Mount St. Mary's is founded in 1808

-- First admitted women in 1972

-- First women's basketball season in 1974-75 coached by Rev. James Delaney

-- Former Mount Men's Basketball and NBA player Fred Carter takes over as Head Coach in 1978-79

-- Mount plays its final season in the AIAW in 1980-81; makes move to NCAA Division II before the 1981-82 season

-- Bill Sheahan hired before the 1981-82 season and leads the Mount to third place in the Division II NCAA Tournament

-- First season in Knott Arena in 1987-88

-- Moved from Division II to Division I in 1988-89

-- Joined the Northeast Conference in 1989-90

-- Mount wins first NEC Tournament title in 1992-93 season

-- Mount wins NEC Tournament and berth in NCAA Tournament in back-to-back seasons in 1993-94 and 1994-95

-- Former Mount great Vanessa Blair named Head Coach and earns NEC Coach of the Year in first season in 1998-99

-- Gained University status in 2004; switches name from Mount St. Mary's College to Mount St. Mary's University

-- Bryan Whitten named Head Coach before start of 2007-08 season

-- Mount makes Postseason WNIT for first time in school history in 2013-14

-- Maria Marchesano named Head Coach prior to 2017-18 season





2020-21 MOUNT ST. MARY'S WOMEN'S BASKETBALL



**Isabella
HUNT**

5-11 | Forward | Freshman
Johnstown, Pennsylvania
Bishop McCort

HIGH SCHOOL: Lettered all four years in basketball with an additional three in soccer for Bishop McCort ... averaged a double-double with four assists per game for the Crimson Crushers ... Hunt was named Second Team All-State as a junior and senior ... Captain for basketball and soccer her junior and senior years ... Team were state runners-up for 2016-17 and were district champions in both 2016-17 and 2017-18 ... Soccer team won two district titles with Hunt earning an all-conference honor as a junior ... Member of the high honor roll all four years.

PERSONAL: Sports Management major at the Mount ... Competed for USA Basketball 3x3

2020-21
AVERAGES
POINTS
3.8

REBOUNDS
3.6

ASSISTS
1.0

FG%
54.8

3FG%
-

FT%
75.0

CAREER HIGHS

POINTS	FIELD GOALS	THREE POINTERS	FREE THROWS	REBOUNDS
13	5 2x		5	9
CCSU January 24, 2021	last FDU March 10, 2021		at LIU February 13, 2021	at LIU February 13, 2021
ASSISTS	STEALS	BLOCKS	MINUTES	
3	2 2x	1 5x	20	
BRYANT February 21, 2021	last at LIU February 13, 2021	last at Wagner March 5, 2021	BRYANT February 20, 2021	

SEASON HIGHS

POINTS	FIELD GOALS	THREE POINTERS	FREE THROWS	REBOUNDS
13	5 2x		5	9
CCSU January 24, 2021	last FDU March 10, 2021		at LIU February 13, 2021	at LIU February 13, 2021
ASSISTS	STEALS	BLOCKS	MINUTES	
3	2 2x	1 5x	20	
BRYANT February 21, 2021	last at LIU February 13, 2021	last at Wagner March 5, 2021	BRYANT February 20, 2021	

2020-2021 GAME LOG

Date	Opponent	GS	MIN	FG	3FG	FT	OFF	DEF	TOT	AST	STL	BLK	TO	PF	PTS
11/25	at James Madison						DID NOT PLAY								
11/30	at Howard	-	1	0-0	0-0	0-0	0	0	0	0	0	0	0	2	0
12/5	UMBC	-	6	1-1	0-0	0-0	1	2	3	1	0	0	0	1	2
1/7	ST. FRANCIS BROOKLYN *	-	8	2-3	0-0	0-0	0	0	0	1	2	0	0	4	4
1/8	ST. FRANCIS BROOKLYN *	-	10	1-3	0-0	1-1	3	1	4	0	0	0	1	2	3
1/14	at Sacred Heart *	-	19	4-6	0-0	0-0	3	4	7	2	0	0	0	3	8
1/15	at Sacred Heart *	-	8	1-2	0-0	0-0	1	0	1	2	0	0	0	1	2
1/23	CENTRAL CONNECTICUT *	-	13	3-5	0-0	0-0	2	1	3	2	1	0	1	1	6
1/24	CENTRAL CONNECTICUT *	-	17	5-6	0-0	3-3	2	2	4	1	1	0	5	2	13
1/28	FAIRLEIGH DICKINSON *	-	10	1-4	0-0	1-2	3	1	4	0	0	0	0	0	3
1/29	FAIRLEIGH DICKINSON *	-	9	1-2	0-0	0-0	1	0	1	2	0	0	1	0	2
2/13	at Long Island *	-	16	3-7	0-0	5-6	7	2	9	0	2	0	2	1	6
2/14	at Long Island *	-	8	2-2	0-0	0-0	2	0	2	1	0	0	2	4	4
2/20	BRYANT *	-	20	1-1	0-0	0-0	2	6	8	1	0	1	1	4	2
2/21	BRYANT *	-	19	0-2	0-0	0-2	2	4	6	3	0	0	1	3	0
2/24	at Merrimack *	-	19	0-1	0-0	1-2	1	3	4	2	0	1	0	2	1
2/25	at Merrimack *	-	11	2-3	0-0	2-2	1	3	4	0	0	0	3	2	6
2/28	SAINT FRANCIS U *	-	8	0-0	0-0	0-0	1	3	4	0	0	0	0	2	0
3/1	at Saint Francis U *	-	5	0-1	0-0	2-2	0	2	2	0	1	0	2	1	2
3/4	at Wagner *	-	17	1-3	0-0	0-0	0	3	3	1	1	1	1	2	2
3/5	at Wagner *	-	11	1-4	0-0	2-2	3	1	4	1	1	1	0	2	4
3/10	FAIRLEIGH DICKINSON %	-	15	5-6	0-0	0-0	1	1	2	1	0	0	0	2	10

CAREER STATS

	GP	GS	MIN	FG	PCT	3PT	PCT	FT	PCT	PTS	OFF-DEF-REB	PF	AST	TO	STL	BLK
2020-21	21	0	259	34-62	54.8	---	---	12-16	75.0	80	36-39-75	41	21	22	11	5
Total	21	0	259	34-62	54.8	---	---	12-16	75.0	80	36-39-75	41	21	22	11	5



@MOUNTATHLETICS | #MOUNTUP



2020-21 MOUNT ST. MARY'S WOMEN'S BASKETBALL



14

**Jessica
TOMASETTI**

5-5 | Guard | Freshman
North Potomac, Maryland
Our Lady of Good Counsel

HIGH SCHOOL: First Team All-WCAC member her junior and senior seasons ... Also served as a team captain in those years ... Additionally named to the Montgomery County Girls Basketball Private School First Team in 2019-2020 ... Averaged 14 points, five rebounds and four assists ... On the honor roll all four years and a member of the Principal's List.

PERSONAL: Environmental Science major at the Mount.

2020-21
AVERAGES
POINTS
3.8

REBOUNDS
2.1

ASSISTS
0.9

FG%
47.2

3FG%
40.0

FT%
85.7

CAREER HIGHS

POINTS	FIELD GOALS	THREE POINTERS	FREE THROWS	REBOUNDS
14	6	2 3x	2 2x	5 2x
BRYANT February 21, 2021	BRYANT February 21, 2021	last BRYANT February 21, 2021	last at LIU February 14, 2021	last BRYANT February 20, 2021
ASSISTS	STEALS	BLOCKS	MINUTES	
4	3 2x	1	25	
BRYANT February 20, 2021	last BRYANT February 20, 2021	CCSU January 24, 2021	at Merrimack February 24, 2021	

SEASON HIGHS

POINTS	FIELD GOALS	THREE POINTERS	FREE THROWS	REBOUNDS
14	6	2 3x	2 2x	5 2x
BRYANT February 21, 2021	BRYANT February 21, 2021	last BRYANT February 21, 2021	last at LIU February 14, 2021	last BRYANT February 20, 2021
ASSISTS	STEALS	BLOCKS	MINUTES	
4	3 2x	1	25	
BRYANT February 20, 2021	last BRYANT February 20, 2021	CCSU January 24, 2021	at Merrimack February 24, 2021	

2020-2021 GAME LOG

Date	Opponent	GS	MIN	FG	3FG	FT	OFF	DEF	TOT	AST	STL	BLK	TO	PF	PTS
11/25	at James Madison	-	5	0-0	0-0	0-0	0	0	0	0	0	0	0	2	0
11/30	at Howard	-	2	0-0	0-0	0-0	0	0	0	0	0	0	0	1	0
12/5	UMBC	-	20	2-4	2-4	0-0	0	2	2	0	0	0	0	1	6
1/7	ST. FRANCIS BROOKLYN *	-	11	0-1	0-1	1-2	0	2	2	0	0	0	1	2	1
1/8	ST. FRANCIS BROOKLYN *	-	14	0-0	0-0	0-0	0	1	1	0	0	0	1	1	0
1/14	at Sacred Heart *	-	21	4-5	2-2	2-2	1	1	2	1	2	0	0	2	12
1/15	at Sacred Heart *	-	22	4-4	0-0	0-0	0	1	1	1	2	0	0	1	8
1/23	CENTRAL CONNECTICUT *	-	14	4-4	1-1	0-0	1	0	1	0	3	0	2	4	9
1/24	CENTRAL CONNECTICUT *	-	21	0-2	0-0	0-0	0	4	4	3	1	1	3	0	0
1/28	FAIRLEIGH DICKINSON *	-	24	2-5	0-0	0-0	1	4	5	1	1	0	1	0	4
1/29	FAIRLEIGH DICKINSON *	-	17	1-2	0-0	0-0	0	1	1	2	1	0	1	0	2
2/13	at Long Island *	-	15	0-3	0-2	0-0	0	1	1	0	0	0	1	1	0
2/14	at Long Island *	-	13	1-5	0-1	2-2	2	2	4	1	0	0	1	0	4
2/20	BRYANT *	-	18	4-7	1-2	1-1	1	4	5	4	3	0	0	0	10
2/21	BRYANT *	-	20	6-10	2-6	0-0	1	2	3	1	2	0	1	2	14
2/24	at Merrimack *	-	25	3-4	1-2	0-0	2	0	2	2	0	0	2	1	7
2/25	at Merrimack *	-	23	1-4	1-2	0-0	1	1	2	3	0	0	0	2	3
2/28	SAINT FRANCIS U *	-	22	1-5	0-0	0-0	1	2	3	1	1	0	0	2	2
3/1	at Saint Francis U *	-	14	0-0	0-0	0-0	0	3	3	0	0	0	0	0	0
3/4	at Wagner *	-	15	0-2	0-2	0-0	1	1	2	0	1	1	1	0	0
3/5	at Wagner *	-	7	0-1	0-0	0-0	0	1	1	0	1	0	1	1	0
3/10	FAIRLEIGH DICKINSON %	-	10	1-4	0-0	0-0	1	1	2	0	0	0	0	0	2

CAREER STATS

	GP	GS	MIN	FG	PCT	3PT	PCT	FT	PCT	PTS	OFF-DEF-REB	PF	AST	TO	STL	BLK
2020-21	22	0	360	34-72	47.2	10-25	40.0	6-7	85.7	84	13-34-47	24	21	16	19	1
Total	22	0	360	34-72	47.2	10-25	40.0	6-7	85.7	84	13-34-47	24	21	16	19	1



@MOUNTATHLETICS | #MOUNTUP



2020-21 MOUNT ST. MARY'S WOMEN'S BASKETBALL



21

**Kayla
AGENTOWICZ**

5-9 | Guard | R-Senior
Scott Twp., Pennsylvania
Lakeland Jr./Sr.

2019-20 SEASON: Returned to the floor for the Mount, making 26 appearances with 20 starts ... Averaged 4.9 points, 2.9 rebounds and 1.3 assists per game ... Mountaineers were 14-6 when Agentowicz started and 12-4 with the original starting lineup (Bresce, Settle, Harrison, Agentowicz, Lee) ... Scored six points and six rebounds in her first game back against #13 Kentucky, adding two assists and a block ... Was instrumental in the Mount's 62-59 victory over Robert Morris, contributing a season-high 20 points and a career-best 8-for-9 from the line ... Also reached double figures in points against Central Connecticut (12), at St. Francis Brooklyn (14), and in the NEC Quarterfinal versus Long Island (10) ... Tied for a career-high in rebounds with eight in the home matchup with St. Francis Brooklyn and twice in assists with four against CCSU and at SFBK.

2018-19 SEASON: Sat out the 2018-19 season due to injury.

2017-18 SEASON: Started 18 games for the Mountaineers before suffering a season-ending injury ... Averaged 9.9 points, 3.9 rebounds and 1.6 assists per game ... Ranked fourth on the team in rebounding, and fifth in both points and assists per game ... Scored 20-plus points in three straight games early in the season against Fairfield, Morgan State and Lehigh ... Posted seven games with double-digit points ... Registered a career-high 24 points on 10-of-15 shooting and a 4-for-5 mark from deep at Fairfield (Nov. 21) ... Named to the NEC Academic Honor Roll.

2016-17 SEASON: Played in all 30 games and made a pair of starts as a freshman ... Averaged 4.9 points and 2.4 rebounds per game ... Ranked fifth on the team in rebounds per game ... Led the squad in free throw percentage (.828) and fifth in field goal percentage (.385) ... Registered five double-digit scoring performances on the season ... Netted a career-high 15 points on 6-of-10 shooting and a 3-for-4 mark from downtown vs. Wagner ... Registered 12 points on 4-for-5 shooting at St. Francis Brooklyn ... Dropped 11 points in contests at home vs. CCSU and St. Francis Brooklyn.

BEFORE THE MOUNT: Four-year letterwinner at Lakeland Jr./Sr. High School in Jermy, Pa. ... finished her career as the school's all-time leading scorer with 1,598 points ... ranked the 81st best guard in this year's class by ESPN ... Named second team all-state and the Lackawanna League DIII Player of the Year her senior season, scoring 502 points (20.9 ppg) ... named a first team all-star her junior season ... Led the Lackawanna League in scoring with 495 points her junior year.

PERSONAL: Born May 5, 1998 ... daughter of Sandra and Edward Agentowicz ... has an older brother, Zakary ... also ran track for three years in high school and made the all-star team.

2020-21
AVERAGES
POINTS
6.5

REBOUNDS
3.6
ASSISTS
1.9

FG%
47.1

3FG%
38.6

FT%
70.6

CAREER HIGHS

POINTS
24

at Fairfield
November 21, 2017

FIELD GOALS
10

at Fairfield
November 21, 2017

THREE POINTERS
4 3x

last WAGNER
January 27, 2018

FREE THROWS
8

at Robert Morris
February 21, 2020

REBOUNDS
8 2x

last SFBK
January 20, 2020

ASSISTS
5

at LIU
February 13, 2021

STEALS
6

at Lehigh
November 29, 2017

BLOCKS
2

at Saint Francis U
January 20, 2018

MINUTES
40

at Fairfield
November 21, 2017

SEASON HIGHS

POINTS
15

at Wagner
March 4, 2021

FIELD GOALS
6 2x

last at Wagner
March 4, 2021

THREE POINTERS
3

at Wagner
March 4, 2021

FREE THROWS
5

ST. FRANCIS BKLN
January 7, 2021

REBOUNDS
8

at LIU
February 13, 2021

ASSISTS
5

at LIU
February 13, 2021

STEALS
4 2x

last at LIU
February 14, 2021

BLOCKS
1 6x

last at Wagner
March 5, 2021

MINUTES
35

at Howard
November 30, 2020

2020-2021 GAME LOG

Date	Opponent	GS	MIN	FG	3FG	FT	OFF	DEF	TOT	AST	STL	BLK	TO	PF	PTS
11/25	at James Madison	*	17	0-3	0-1	0-0	0	1	1	0	2	0	2	2	0
11/30	at Howard	*	35	4-8	2-5	4-6	0	3	3	4	1	0	1	1	14
12/5	UMBC	*	28	2-7	0-3	0-0	1	3	4	3	0	1	2	3	4
1/7	ST. FRANCIS BROOKLYN *	*	34	2-3	0-1	5-7	1	3	4	3	1	0	0	2	9
1/8	ST. FRANCIS BROOKLYN *	*	33	2-2	1-1	0-0	2	1	3	2	0	0	0	3	5
1/14	at Sacred Heart *	*	16	3-4	0-0	1-1	0	1	1	0	1	0	0	3	7
1/15	at Sacred Heart *	*	31	6-8	0-1	1-1	2	1	3	2	0	0	1	2	13
1/23	CENTRAL CONNECTICUT *	*	25	5-6	1-1	0-0	0	5	5	2	2	0	1	1	11
1/24	CENTRAL CONNECTICUT *	*	26	3-5	1-2	0-0	0	0	0	4	3	1	1	2	7
1/28	FAIRLEIGH DICKINSON *	*	31	1-4	0-0	0-0	1	1	2	0	1	0	2	3	2
1/29	FAIRLEIGH DICKINSON *	*	28	2-5	0-2	0-0	0	1	1	2	4	0	1	0	4
2/13	at Long Island *	*	28	2-7	1-3	0-0	1	7	8	5	3	1	2	2	5
2/14	at Long Island *	*	30	2-5	1-1	1-2	1	6	7	2	4	4	0	3	6
2/20	BRYANT *	*	26	2-7	2-3	0-0	4	3	7	2	1	0	1	2	6
2/21	BRYANT *	*	21	2-6	0-2	0-0	0	2	2	1	0	1	1	2	4
2/24	at Merrimack *	*	32	5-9	1-3	0-0	0	3	3	2	3	0	4	1	11
2/25	at Merrimack *	*	31	0-6	0-2	0-0	2	4	6	2	0	0	1	3	0
2/28	SAINT FRANCIS U *	*	21	2-4	1-2	0-0	0	2	2	2	0	0	0	4	5
3/1	at Saint Francis U *	*	34	1-4	0-2	0-0	0	1	1	1	0	0	1	2	2
3/4	at Wagner *	*	30	6-10	3-4	0-0	0	3	3	0	1	1	1	1	15
3/5	at Wagner *	*	28	3-4	1-1	0-0	0	6	6	2	1	1	1	1	7
3/10	FAIRLEIGH DICKINSON %	*	29	2-5	2-4	0-0	1	6	7	1	2	0	2	4	6

CAREER STATS


	GP	GS	MIN	FG	PCT	3PT	PCT	FT	PCT	PTS	OFF-DEF-REB	PF	AST	TO	STL	BLK
2016-17	30	2	498	55-143	38.5	14-52	26.9	24-29	82.8	148	19-52-71	44	17	40	23	3
2017-18	18	18	519	66-164	40.2	35-100	35.0	12-14	85.7	179	7-64-71	36	28	35	22	6
2019-20	26	20	550	47-113	41.6	18-55	32.7	15-19	78.9	127	22-54-76	32	34	23	23	2
2020-21	21	21	613	57-121	47.1	17-44	38.6	12-17	70.6	143	16-63-79	45	42	31	30	7
Total	96	62	2180	225-541	41.6	84-251	33.5	63-79	79.7	597	64-233-297	157	121	129	98	18



@MOUNTATHLETICS | #MOUNTUP



2020-21 MOUNT ST. MARY'S WOMEN'S BASKETBALL



34

Rebecca
LEE

6-2 | Center | Senior
Severn, Maryland
Old Mill Senior

2019-20 SEASON: Controlled frontcourt play for the Mount, playing in all 31 games with 29 starts ... Averaged 8.1 points, 4.6 rebounds, 0.7 assists, and 1.4 blocks ... Became the second player in Mount history to register 100 blocks for a career with a pair of rejections in the season finale against Long Island March 9th ... Ranked sixth in the NEC with her 1.4 blocks per game ... Second-most efficient scorer on the squad, scoring on 50.8 percent of her shots ... Best game came at Sacred Heart on February 3rd with a double-double of 16 points and 10 rebounds, along with seven blocks - a career high and the most by a Mountaineer since 1990 when Vanessa Blair had eight ... Scored a career best 23 points at Long Island on February 10th.

2018-19 SEASON: Played in 31 games and made 28 starts ... Averaged 8.1 points, 7.3 rebounds, 0.4 assists, and 1.0 blocks per game ... Scored in double-figures in 11 games on the season ... Posted a season high 22 points in the win against Wagner ... Grabbed 10 or more rebounds in 8 games during her sophomore season ... Had 4 double-doubles on the season ... Ranked 5th in the NEC in rebounding, 4th in field goal percentage, and 8th in blocked shots.

2017-18 SEASON: Made 27 appearances and started three games during her freshman campaign ... Averaged 1.7 points and 3.8 rebounds per game ... Led the team with 26 blocks on the year and ranked sixth on the squad in rebounding ... Posted a season-high eight points and four blocks in her collegiate debut at Notre Dame (Nov. 11) ... Pulled down a season-high 12 rebounds in a win at Fairleigh Dickinson (Jan. 8) ... Named to the NEC Academic Honor Roll.

BEFORE THE MOUNT: Helped lead her team to county and regional championships as a sophomore, and another county title as a junior as the team finished 26-1 on the season ... Received Adidas All-American honors in 2014-15 ... Collected Capital Gazette All-County honors her sophomore and junior seasons ... Named an All-Metro First Team performer in 2015-16.

PERSONAL: Majoring in economics with a minor in business ... Sister is a volleyball player at Alderson Broadbudds University.

2020-21
AVERAGES
POINTS
9.4

REBOUNDS
7.0

ASSISTS
1.0

FG%
47.5

3FG%
-

FT%
78.7

CAREER HIGHS

POINTS
23

at Long Island
February 10, 2020

FIELD GOALS
10

at Merrimack
February 25, 2021

THREE POINTERS
7

FREE THROWS
7

at Long Island
February 10, 2020

REBOUNDS
16

at Gardner-Webb
December 3, 2018

ASSISTS
4

at JMU
November 25, 2020

STEALS
2

last SFBK
January 8, 2021

BLOCKS
7

at Sacred Heart
February 3, 2020

MINUTES
33

at Wagner
March 5, 2021

SEASON HIGHS

POINTS
20

at Merrimack
February 25, 2021

FIELD GOALS
10

at Merrimack
February 25, 2021

THREE POINTERS
7

FREE THROWS
5

last FDU
March 10, 2021

REBOUNDS
14

SAINT FRANCIS U
February 28, 2021

ASSISTS
4

at JMU
November 25, 2020

STEALS
2

last SFBK
January 8, 2021

BLOCKS
5

last at Wagner
March 5, 2021

MINUTES
33

at Wagner
March 5, 2021

2020-2021 GAME LOG

Date	Opponent	GS	MIN	FG	3FG	FT	OFF	DEF	TOT	AST	STL	BLK	TO	PF	PTS
11/25	at James Madison	*	23	6-13	0-0	3-3	4	8	12	4	0	1	1	3	15
11/30	at Howard	*	7	0-5	0-0	2-2	2	2	4	0	0	0	4	2	0
12/5	UMBC	*	24	4-6	0-0	0-1	4	1	5	0	0	0	6	2	8
1/7	ST. FRANCIS BROOKLYN *	*	16	3-7	0-0	1-2	1	6	7	0	0	3	3	2	7
1/8	ST. FRANCIS BROOKLYN *	*	27	3-7	0-0	2-2	1	3	4	2	2	5	0	2	8
1/14	at Sacred Heart *	*	16	2-4	0-0	2-2	1	2	3	0	0	2	1	1	6
1/15	at Sacred Heart *	*	20	4-10	0-0	1-2	5	4	9	0	0	2	5	2	9
1/23	CENTRAL CONNECTICUT *	*	16	4-7	0-0	0-0	2	7	9	1	0	0	3	3	8
1/24	CENTRAL CONNECTICUT *	*	14	1-4	0-0	4-4	2	3	5	0	0	0	3	1	6
1/28	FAIRLEIGH DICKINSON *	*	9	1-4	0-0	0-0	1	0	1	0	0	0	2	1	2
1/29	FAIRLEIGH DICKINSON *	*	17	6-8	0-0	0-0	0	3	3	0	0	1	1	0	12
2/13	at Long Island *	*	13	5-9	0-0	0-0	2	3	5	0	0	2	2	4	10
2/14	at Long Island *	*	31	3-8	0-0	2-4	3	7	10	3	1	1	1	3	8
2/20	BRYANT *	*	19	4-7	0-0	1-2	0	7	7	3	0	2	3	4	9
2/21	BRYANT *	*	20	2-4	0-0	4-4	2	1	3	1	1	3	2	2	8
2/24	at Merrimack *	*	19	6-8	0-0	4-4	3	8	11	0	0	2	2	2	16
2/25	at Merrimack *	*	25	10-11	0-0	0-0	2	7	9	1	0	2	2	4	20
2/28	SAINT FRANCIS U *	*	29	5-11	0-0	1-1	5	9	14	1	0	1	3	3	11
3/1	at Saint Francis U *	*	30	3-9	0-0	3-4	4	5	9	2	2	1	1	2	9
3/4	at Wagner *	*	20	3-6	0-0	2-2	1	4	5	2	0	0	1	1	8
3/5	at Wagner *	*	33	3-12	0-0	2-5	3	3	6	0	1	5	2	3	8
3/10	FAIRLEIGH DICKINSON %	*	24	7-19	0-0	5-5	10	3	13	2	1	2	2	4	19

CAREER STATS

	GP	GS	MIN	FG	PCT	3PT	PCT	FT	PCT	PTS	OFF-DEF-REB	PF	AST	TO	STL	BLK
2017-18	27	3	213	17-43	39.5	0-0	-	13-24	54.2	47	45-57-102	37	2	19	8	26
2018-19	31	28	661	104-204	51.0	0-0	-	44-80	55.0	252	102-124-226	85	13	58	14	31
2019-20	31	29	546	97-191	50.8	0-0	-	58-89	65.2	252	58-85-143	61	21	79	7	43
2020-21	22	22	441	85-179	47.5	0-0	-	37-47	78.7	207	58-96-154	51	22	50	8	35
Total	111	82	1861	303-617	49.1	0-0	-	152-240	63.3	758	263-362-625	234	58	206	37	135



@MOUNTATHLETICS | #MOUNTUP



2020-21 MOUNT ST. MARY'S WOMEN'S BASKETBALL

2020-2021 BOX SCORES

GAME 1 (JAMES MADISON)



Official Basketball Box Score - Final
Mount St. Mary's at James Madison
11/25/20 Atlantic Union Bank Center, Harrisonburg
2020-21 Women's Basketball

Game Time: 3:00 PM
Game Duration: 1:53

Officials: Brian Wallace, Kris Denson, Michael Johnson

Mount St. Mary's - 55

Record: 0-1

NO. Name	Min	FG	3P	FT	Rebounds	Fouls	TP	AS	TO	ST	Blocks	+/-
		M-A	M-A	M-A	OR DR TOT	PF FD					BS BA	
34 Rebecca Lee	C 25:00	6-13	0-0	3-3	4 8 12	3 3	15	4	1	0	1 2	-3
3 Kendall Bressee	G 33:31	1-12	1-5	5-6	4 3 7	3 5	8	2	3	3	0 1	-6
4 Jatarrikah Settle	G 24:56	2-5	0-2	0-0	1 0 1	2 1	4	0	1	1	0 1	-15
10 Michaela Harrison	G 35:20	3-14	0-8	0-0	0 1 1	3 0	6	3	2	2	0 0	-10
21 Kayla Agentowicz	G 17:18	0-3	0-1	0-0	0 0 0	1 2	0	0	2	2	0 1	-6
11 Bridget Birkhead	17:50	1-10	1-10	2-2	0 1 1	2 4	5	1	0	0	0 0	-10
25 Taylor Addison	20:29	3-5	0-0	2-2	3 3 6	1 1	8	1	2	0	0 1	-10
13 Aryna Taylor	20:42	3-6	3-5	0-0	0 2 2	3 0	9	0	2	1	0 0	-9
14 Jessica Tomasetti	04:54	0-0	0-0	0-0	0 0 0	2 0	0	0	0	0	0 0	-1
Team					2 2 4	0 0	0	0	0	0	0 0	
Totals		19-68	5-31	12-13	14 20 34	21 14	55	11	13	9	1 6	-14

Technical Fouls: NONE

Shooting By Period
1st FG% 4-14 28.6%
3PT% 0-6 0.0%
FT% 4-5 80%
2nd FG% 3-13 23.1%
3PT% 0-4 0.0%
FT% 4-4 100%
3rd FG% 7-22 31.8%
3PT% 1-9 11.1%
FT% 2-2 100%
4th FG% 5-19 26.3%
3PT% 4-12 33.3%
FT% 2-2 100%
GM FG% 19-68 27.9%
3PT% 5-31 16.1%
FT% 12-13 92.3%

Dead Ball Rebounds: 0

James Madison - 69

Record: 1-0

NO. Name	Min	FG	3P	FT	Rebounds	Fouls	TP	AS	TO	ST	Blocks	+/-
		M-A	M-A	M-A	OR DR TOT	PF FD					BS BA	
21 Rayne Tucker	F 33:54	8-13	0-0	0-0	8 10 18	3 1	16	0	4	1	3 1	5
24 Anne Francoise Diouf	F 14:59	2-2	0-0	0-0	0 0 0	1 1	4	0	2	1	1 0	4
4 Madison Green	G 27:44	2-4	0-1	7-8	0 3 3	1 7	11	1	5	1	0 0	7
22 Peyton McDaniel	G 30:35	0-9	0-8	0-0	0 4 4	1 2	0	0	1	4	1 0	1
30 Kiki Jefferson	G 25:09	5-9	0-2	2-3	0 8 8	3 5	12	0	2	1	0 0	18
25 Jamia Hazell	28:01	7-16	2-5	2-2	1 4 5	3 3	18	3	4	0	0 0	15
33 Steph Ouderkirik	25:48	2-6	0-1	2-2	3 2 5	2 1	6	1	1	0	1 0	12
13 Eleanor Marciszewski	11:52	0-1	0-1	2-2	1 3 4	0 1	2	0	0	0	0 0	3
14 Annalicia Goodman	01:58	0-0	0-0	0-0	0 0 0	0 0	0	0	0	0	0 0	5
Team					2 2 4	0 0	0	0	0	0	0 0	
Totals		26-60	2-18	15-17	15 36 51	14 21	69	5	19	8	6 1	14

Technical Fouls: NONE

Shooting By Period
1st FG% 7-18 38.9%
3PT% 0-6 0.0%
FT% 0-0 0%
2nd FG% 7-16 43.8%
3PT% 1-5 20.0%
FT% 0-0 0%
3rd FG% 4-10 40.0%
3PT% 1-4 25.0%
FT% 9-9 100%
4th FG% 8-16 50.0%
3PT% 0-3 0.0%
FT% 6-8 75%
GM FG% 26-60 43.3%
3PT% 2-18 11.1%
FT% 15-17 88.2%

Dead Ball Rebounds: 1

MSM	JMU
Biggest lead	3 (1st 8:47) 15 (4th 1:34)
Best Scoring Run	6 (2nd 0:09) 11 (2nd 3:59)
Lead Changes	1
Times Tied	1
Time with Lead	01:21 36:58

Points from Turnovers	MSM	JMU
Paint	26	38
Second Chance	14	12
Fast Breaks	0	12
Bench	22	26

Period by Period Scoring
1st 2nd 3rd 4th TOT
MSM 12 10 17 16 55
JMU 14 15 18 22 69

GAME 2 (HOWARD)

Mount St. Mary's (0-2) -vs- Howard University (1-0)
11/30/20 at Washington, DC

Date: 11/30/20
Time: 6:55 p.m.
Site: Washington, DC

Score By Period	1	2	3	4	Total
Mount St. Mary's	19	19	19	26	83
Howard University	27	11	21	28	87

Mount St. Mary's 83

#	Player	GS	MIN	FG	3PT	FT	ORB-DRB	REB	PF	A	TO	BLK	STL	PTS
03	Kendall Bressee	*	32	4-11	2-6	0-8	3-4	7	5	1	3	0	1	16
21	Kayla Agentowicz	*	35	4-8	2-5	4-6	0-3	3	1	4	1	0	1	14
4	Jatarrikah Settle	*	31	4-11	0-0	2-2	1-3	4	5	4	1	0	2	10
10	Michaela Harrison	*	18	1-8	1-6	2-2	0-1	1	0	2	1	0	1	5
34	Rebecca Lee	*	7	0-5	0-0	0-0	2-2	4	2	0	4	0	0	0
25	Taylor Addison		19	7-12	1-2	0-0	0-3	4-2	6	1	1	0	0	15
13	Aryna Taylor		24	4-8	2-6	2-2	0-0	0	5	1	1	0	2	12
11	Bridget Birkhead		21	4-7	3-5	0-0	1-2	3	4	1	0	0	0	11
14	Jessica Tomasetti		2	0-0	0-0	0-0	0-0	0	1	0	0	0	0	0
00	Isabella Hunt		1	0-0	0-0	0-0	0-0	0	2	0	0	0	0	0
33	Isabella Pella		0+	0-0	0-0	0-0	0-0	0	0	0	0	0	0	0
TM	TEAM		0	0-0	0-0	0-0	5-2	7	0	0	0	0	0	0
Totals		-	200	28-70	11-30	16-20	16-19	35	26	14	11	0	7	83

Team Summary	FG	3PT	FT
1st Quarter	6-18 33.3%	2-7 28.57%	5-8 62.50%
2nd Quarter	7-17 41.18%	3-8 37.50%	2-2 100.00%
3rd Quarter	8-19 42.11%	3-8 37.50%	0-0 0.00%
4th Quarter	7-16 43.75%	3-7 42.86%	9-10 90.00%
Total	26-70 40.0%	11-30 36.7%	16-20 80.0%

Technical Fouls: (1) Jatarrikah Settle, (1) Bridget Birkhead
Second Chance Points: 13
Points off Turnovers: 16
Scores Tied: 6 times(s)
Bench Points: 38
Points in the Paint: 32
Largest Lead: 4 3rd-08:24
Fast Break Points: 8

Howard University 87

#	Player	GS	MIN	FG	3PT	FT	ORB-DRB	REB	PF	A	TO	BLK	STL	PTS
23	Jayla Thornton	*	38	6-15	5-10	9-9	0-6	6	1	1	1	1	2	26
00	Anzhane Hutton	*	33	8-9	0-0	2-2	4-2	6	4	0	2	3	0	18
02	Iyanna Warren	*	37	4-10	0-1	2-6	2-5	7	3	7	5	1	1	10
01	Destiny Howell	*	21	3-7	0-1	0-0	1-0	1	1	0	0	1	1	6
10	Makayla Minett	*	9	1-2	0-0	0-0	1-1	2	3	0	2	2	0	2
24	Brooklyn Fort-Davis		24	5-8	0-0	3-5	1-7	8	4	0	5	1	0	13
22	Kayla Creek		24	4-9	0-3	2-2	1-2	3	0	2	1	3	0	10
03	Cashay Dixon		12	0-0	0-0	2-4	1-0	1	0	3	1	0	0	2
15	Aniya Wilson		2	0-0	0-0	0-0	0-0	0	0	0	0	0	0	0
TM	TEAM		0	0-0	0-0	0-0	0-4	4	0	0	0	0	0	0
Totals		-	200	31-60	5-15	20-28	11-27	38	16	13	17	12	4	87

Team Summary	FG	3PT	FT
1st Quarter	10-17 58.82%	1-2 50.00%	6-6 100.00%
2nd Quarter	2-8 25.00%	1-3 33.33%	6-9 66.67%
3rd Quarter	9-17 52.94%	1-3 33.33%	2-2 100.00%
4th Quarter	10-18 55.56%	2-7 28.57%	6-11 54.55%
Total	31-60 51.7%	5-15 33.3%	20-28 71.4%

Technical Fouls: (1) Anzhane Hutton
Second Chance Points: 15
Points off Turnovers: 15
Scores Tied: 2 times(s)
Bench Points: 25
Points in the Paint: 44
Largest Lead: 10 2nd-05:32
Fast Break Points: 15

GAME 3 (UMBC)



Official Basketball Box Score - Final
UMBC at Mount St. Mary's
12/05/20 Knott Arena, Emmitsburg
2020-21 Women's Basketball

Game Time: 1:00 PM
Game Duration: 1:36

Officials: Sharlene Davis, Gerdas Galting, Cara Segge

UMBC - 58

Record: 0-2

NO. Name	Min	FG	3P	FT	Rebounds	Fouls	TP	AS	TO	ST	Blocks	+/-
		M-A	M-A	M-A	OR DR TOT	PF FD					BS BA	
1 Janee'a Summers	F 18:53	3-7	0-1	5-6	2 3 5	2 4	11	0	1	1	0 0	-3
14 Juliet Esadah	F 32:21	4-11	0-0	0 5 5	1 0 8	0 2	1	0	2	1	0 2	-4
3 Alexia Nelson	G 17:22	0-3	0-0	1-2	0 0 0	4 2	1	1	2	1	0 0	-14
20 Lyric Swann	G 30:52	5-12	1-2	0-0	0 1 1	1 0	11	2	4	3	0 0	-14
24 Patricia Anumba	G 32:33	3-7	0-0	1-2	1 3 4	2 1	7	4	3	3	0 0	0
25 Jasmine Braswell	05:39	0-0	0-0	0-0	0 0 0	1 0	0	0	0	0	0 0	-10
0 Mya Moye	20:15	1-6	0-1	0-0	0 2 2	1 0	2	0	2	1	0 1	-18
2 Kasey Gagan	10:10	0-0	0-0	0-0	0 1 1	0 2	0	1	1	1	0 0	-3
30 Jada Clowers	20:37	4-10	0-0	2-4	4 1 5	1 5	10	1	1	1	1 0	4
13 Jen Gast	11:18	3-6	0-0	2-2	2 1 3	1 2	8	0	1	1	0 0	-8
Team					2 1 3	0 0	0	0	0	0	0 0	
Totals		23-62	1-4	11-16	17 18 35	14 16	58	9	17	12	1 3	-14

Technical Fouls: NONE

Shooting By Period
1st FG% 6-16 37.5%
3PT% 0-0 0.0%
FT% 2-2 100%
2nd FG% 7-15 46.7%
3PT% 0-0 0.0%
FT% 1-2 50%
3rd FG% 4-15 26.7%
3PT% 0-2 0.0%
FT% 4-8 50%
4th FG% 6-16 37.5%
3PT% 1-2 50.0%
FT% 4-4 100%
GM FG% 23-62 37.1%
3PT% 1-4 25.0%
FT% 11-16 68.8%

Dead Ball Rebounds: 2

Mount St. Mary's - 72

Record: 1-2

NO. Name	Min	FG	3P	FT	Rebounds	Fouls	TP	AS	TO	ST	Blocks	+/-
		M-A	M-A	M-A	OR DR TOT	PF FD					BS BA	
25 Taylor Addison	F 30:20	8-10	0-0	1-2	1 4 5	0 2	17	3	4	1	0 1	21
34 Rebecca Lee	C 23:30	4-6	0-0	1-1	4 1 5	2 4	8	0	6	0	0 0	-1
3 Kendall Bressee	G 21:37	4-8	1-4	1-1	0 1 1	1 4	1	10	3	2	1 1	0
13 Aryna Taylor	G 36:41	3-9	1-6	4-4	1 4 5	3 2	11	2	5	0	1 0	12
21 Kayla Agentowicz	G 27:46	2-7	0-0	1 3 4	3 1 4	3 1	4	3	2	0	1 0	4
11 Bridget Birkhead	31:43	5-9	4-8	0-0	1 5 6	2 2	14	4	4	3	0 0	14
14 Jessica Tomasetti	21:08	2-4	0-0	2 2 1	6 0 0	0 0	0	0	0	0	0 1	
00 Isabella Hunt	06:15	1-1	0-0	0-0	1 2 3	1 0	2	1	0	0	0 0	10
33 Isabella Pella	01:00	0-1	0-0	0-0	0 0 0	0 0	0	0	0	0	0 0	-2
Team					0 2 2	0 0	0	0	0	0	0 0	
Totals		29-55	8-26	6-8	24 33 57	16 14	72	16	23	5	3 1	14

Technical Fouls: NONE

Shooting By Period
1st FG% 10-21 47.6%
3PT% 2-12 16.7%
FT% 2-4 5



2020-21 MOUNT ST. MARY'S WOMEN'S BASKETBALL

2020-2021 BOX SCORES

GAME 5 (ST. FRANCIS BROOKLYN)



Official Basketball Box Score - Final
St. Francis Brooklyn at Mount St. Mary's
01/08/21 Knott Arena, Emmitsburg
2020-21 Women's Basketball

Game Time: 4:00 PM
Game Duration: 1:40

Officials: Timothy Greene, Gerda Gaffling, Alex Leap

St. Francis Brooklyn - 59

Record: 1-5 (1-5)

NO. Name	Min	FG	3P	FT	Rebounds	Fouls	TP	AS	TO	ST	Blocks	+/-
31 Ally Lassen	F 33:22	4-14	0-0	8-9	3 2 5	4 6 16	0	1	1	0	3 4	0
1 Nevena Dimitrijevic	G 32:07	3-9	1-5	2-2	1 0 1	1 3 9	7	5	2	0	0 0	-7
3 Alyssa Fisher	G 25:14	0-5	0-2	2-4	0 4 4	1 3 2	0	0	0	0	0 0	-21
20 Melody Van Ness	G 31:33	6-10	4-8	0-0	3 4 7	2 0 16	1	1	1	0	0 0	-6
32 Eszter Varga	G 27:22	2-5	0-0	0-0	1 4 5	2 1 4	4	2	1	0	0 0	-10
12 Carmen Segura	19:44	2-5	1-2	0-0	1 1 2	2 0 5	1	0	0	0	0 0	9
23 Fruzsina Horvath	24:53	3-10	0-1	1-1	5 3 8	3 1 7	0	2	0	0	0 0	-9
13 Jada McMillan	03:51	0-0	0-0	0-0	0 0 0	3 0 0	0	0	0	0	0 0	9
14 Marta Zori	01:54	0-1	0-1	0-0	0 1 1	0 0 0	0	0	0	0	0 0	1
Team					2 3 5	0 1						
Totals		20-59	6-19	13-16	16 22 38	18 14 59	13	12	5	0	6 6	-6

Technical Fouls: NONE

Shooting By Period
1st FG% 6-17 35.3%
3PT% 2-5 40.0%
FT% 3-3 100%
2nd FG% 6-14 42.9%
3PT% 2-5 40.0%
FT% 7-9 77.8%
3rd FG% 2-16 12.5%
3PT% 0-5 0.0%
FT% 1-2 50%
4th FG% 6-12 50.0%
3PT% 2-4 50.0%
FT% 2-2 100%
GM FG% 20-59 33.9%
3PT% 6-19 31.6%
FT% 13-16 81.3%

Dead Ball Rebounds: 2, 0

Mount St. Mary's - 65

Record: 3-2 (2-0)

NO. Name	Min	FG	3P	FT	Rebounds	Fouls	TP	AS	TO	ST	Blocks	+/-
		M-A	M-A	M-A	OR DR TOT	FF PD						
34 Rebecca Lee	C 26:48	3-7	0-0	2-2	1 3 4	2 1 8	2	0	2	5	0	0
3 Kendall Bressee	G 28:00	7-14	0-4	4-9	2 9 11	3 7 18	3	3	3	3	0	12
10 Michaela Harrison	G 28:32	5-12	3-9	0-0	1 3 4	2 1 13	3	4	0	0	0	15
13 Aryna Taylor	G 36:48	4-11	3-7	3-4	3 1 4	1 4 14	1	1	1	1	0	10
21 Kayla Agentowicz	G 32:46	2-2	1-1	0-0	2 1 3	0 3 5	2	0	0	0	0	8
11 Bridget Birkhead	22:49	1-7	0-4	2-2	1 4 5	0 1 4	1	0	0	0	0	-12
00 Jessica Tomasetti	14:27	0-0	0-0	0-0	0 1 1	1 2 0	0	1	0	0	0	-9
00 Isabella Hunt	09:50	1-3	0-0	1-1	3 1 4	2 2 3	0	2	0	1	0	-7
Team					2 1 3	0 2						
Totals		23-56	7-25	12-18	15 24 39	14 18 65	12	13	6	6	0	6

Technical Fouls: NONE

Shooting By Period
1st FG% 7-13 53.8%
3PT% 2-6 33.3%
FT% 2-3 66.7%
2nd FG% 6-13 46.2%
3PT% 2-5 40.0%
FT% 0-0 0%
3rd FG% 5-18 27.8%
3PT% 1-7 14.3%
FT% 2-4 50%
4th FG% 5-12 41.7%
3PT% 2-7 28.6%
FT% 8-11 72.7%
GM FG% 23-56 41.1%
3PT% 7-25 28.0%
FT% 12-18 66.7%

Dead Ball Rebounds: 2, 0

	SFBK	MSM	Points from			Period by Period Scoring				
Biggest lead	7 (2 nd 1:41)	8 (1 st 3:55)	Turnovers	16	15	1st	2nd	3rd	4th	TOT
Best Scoring Run	9 (2 nd 1:41)	9 (4 th 9:18)	Paint	20	30	SFBK	17	21	5	16 59
Lead Changes	11		Second Chance	8	14					
Times Tied	7		Fast Breaks	7	11	MSM	18	14	13	20 65
Time with Lead	13:34	22:18	Bench	12	7					

GAME 6 (SACRED HEART)



Official Basketball Box Score - Final
Mount St. Mary's at Sacred Heart
01/14/21 William H. Pitt Center, Fairfield
2020-21 Women's Basketball

Game Time: 12:00 PM
Game Duration: 1:43

Officials: Kathleen Lonergan, Ken Kelly, Timothy Greene

Mount St. Mary's - 84

Record: 4-2 (3-0)

NO. Name	Min	FG	3P	FT	Rebounds	Fouls	TP	AS	TO	ST	Blocks	+/-
34 Rebecca Lee	C 15:46	2-4	0-0	2-2	1 2 3	1 1 6	0	1	0	2 1	0 0	0
3 Kendall Bressee	G 31:06	4-12	1-4	1-2	0 7 7	2 2 10	5	4	4	0 1	17	0
10 Michaela Harrison	G 26:09	5-11	3-6	2-3	0 1 1	2 2 15	1	2	1	0 1	12	0
13 Aryna Taylor	G 35:52	5-13	1-5	3-3	0 0 0	3 2 14	5	0	1	0 0	26	0
21 Kayla Agentowicz	G 15:38	3-4	0-0	1-1	0 1 1	3 1 7	0	0	1	0 0	10	0
11 Bridget Birkhead	20:46	2-4	2-3	4-4	0 0 0	0 3 2	10	0	1	0 0	4	0
14 Jessica Tomasetti	20:45	4-5	2-2	2-2	1 1 2	2 2 12	1	0	2	0 0	17	0
00 Isabella Hunt	18:35	4-6	0-0	0-0	3 4 7	3 3 8	2	0	0	0 0	21	0
15 Jada Lee	11:39	0-1	0-1	2-2	0 2 2	1 1 2	2	3	0	0 0	9	0
33 Isabella Peliaia	03:44	0-0	0-0	0-0	0 0 0	0 0 0	0	0	0	0 0	4	0
Team					6 1 7	0						
Totals		29-60	9-21	17-19	11 19 30	20 16 84	16	10	10	2 3	24	

Technical Fouls: NONE

Shooting By Period
1st FG% 9-16 56.3%
3PT% 0-3 0.0%
FT% 5-5 100%
2nd FG% 8-14 57.1%
3PT% 5-8 62.5%
FT% 2-3 66.7%
3rd FG% 5-18 27.8%
3PT% 3-8 37.5%
FT% 6-6 100%
4th FG% 7-12 58.3%
3PT% 1-2 50.0%
FT% 4-5 80%
GM FG% 29-60 48.3%
3PT% 9-21 42.9%
FT% 17-19 89.5%

Dead Ball Rebounds: 1, 0

Sacred Heart - 60

Record: 2-5 (2-3)

NO. Name	Min	FG	3P	FT	Rebounds	Fouls	TP	AS	TO	ST	Blocks	+/-
13 Carly Stroemel	F 23:41	5-9	0-0	0-0	1 1 2	3 2 10	0	1	0	0 0	0 15	0
3 Nikki Johnson	G 23:47	3-4	1-1	2-2	1 3 4	4 1 9	3	2	0	0 1	16	0
4 Jayla Davis	G 26:04	1-3	0-1	4-4	1 2 3	1 3 6	2	2	1	1 0	19	0
15 Asia McCray	G 21:28	1-6	0-2	0-0	2 0 2	0 2 0	0	1	0	0 0	2	0
22 Adrienne Hagood	G 30:14	4-6	2-3	3-4	0 3 3	1 4 13	1	3	2	1 0	22	0
34 Kelsey Wood	16:19	2-8	0-1	4-5	1 7 8	2 5 8	0	4	0	1 1	9	0
1 Tiffany Hammond	19:16	1-2	1-1	0-0	1 1 2	0 0 3	1	5	0	0 0	23	0
2 Sonia Smith	29:34	4-9	0-0	1-2	0 3 3	2 5 9	2	2	2	0 0	7	0
00 Marie-Laetitia Ziba	05:08	0-0	0-0	0-0	0 0 0	1 0 0	0	0	0	0 0	0	0
5 Wilisha Jackson	04:31	0-1	0-0	0-0	0 1 1	0 0 0	0	1	0	0 0	0	0
Team					2 0 2	0						
Totals		21-48	4-9	14-17	9 21 30	16 20 60	10	20	5	3 2	24	

Technical Fouls: NONE

Shooting By Period
1st FG% 5-14 35.7%
3PT% 1-3 33.3%
FT% 3-4 75%
2nd FG% 6-13 46.2%
3PT% 1-2 50.0%
FT% 2-2 100%
3rd FG% 5-12 41.7%
3PT% 1-3 33.3%
FT% 4-4 100%
4th FG% 5-9 55.6%
3PT% 1-1 100.0%
FT% 5-7 71.4%
GM FG% 21-48 43.8%
3PT% 4-9 44.4%
FT% 14-17 82.4%

Dead Ball Rebounds: 2, 0

	MOUNT	SHU	Points from	MOUNT	SHU	Period by Period Scoring					
Biggest lead	26 (3 rd 7:40)	2 (1 st 8:42)	Turnovers	17	9		1st	2nd	3rd	4th	TOT
Best Scoring Run	11 (1 st 5:52)	7 (3 rd 4:02)	Paint	40	32	MOUNT	23	23	19	19	84
Lead Changes	1		Second Chance	15	4						
Times Tied	1		Fast Breaks	12	8	SHU	14	15	15	16	60
Time with Lead	38:50	00:21	Bench	32	20						

GAME 7 (SACRED HEART)



Official Basketball Box Score - Final
Mount St. Mary's at Sacred Heart
01/15/21 William H. Pitt Center, Fairfield
2020-21 Women's Basketball

Game Time: 1:30 PM
Game Duration: 1:49

Officials: Kathleen Lonergan, Ken Kelly, Timothy Greene

Mount St. Mary's - 71

Record: 4-3 (3-1)

NO. Name	Min	FG	3P	FT	Rebounds	Fouls	TP	AS	TO	ST	Blocks	+/-
34 Rebecca Lee	C 19:54	4-10	0-0	1-2	5 4 9	2 2 9	0	5	0	2 0	1 1	-14
3 Kendall Bressee	G 37:07	4-11	1-3	11-15	0 10 10	2 8 20	2	2	1	4 2	2 1	-1
10 Michaela Harrison	G 37:01	4-10	2-6	0-1	0 3 3	4 1 10	0	6	1	0 0	0 -9	0
13 Aryna Taylor	G 24:42	4-7	1-3	0-0	0 3 3	2 1 9	0	2	0	1 0	0 6	0
21 Kayla Agentowicz	G 30:36	6-8	0-1	1-1	2 1 3	2 1 13	2	1	0	0 0	1 3	0
00 Isabella Hunt	08:25	1-2	0-0	0-0	1 0 1	1 0 2	2	1	0	0 0	0 -13	0
11 Bridget Birkhead	16:23	0-3	0-3	0-0	0 0 0	3 0 0	1	0	0	0 0	0 -11	0
14 Jessica Tomasetti	22:26	4-4	0-0	0-0	0 1 1	1 0 8	1	0	2	0 0	0 -6	0
15 Jada Lee	03:26	0-0	0-0	0-0	0 0 0	2 0 0	0	0	0	0 0	0 -10	0
Team					0 1 1	0 1						
Totals		27-55	4-16	13-19	8 23 31	19 13 71	8	18	4	7 3	8	

Technical Fouls: NONE

Shooting By Period
1st FG% 9-14 64.3%
3PT% 0-3 0.0%
FT% 1-2 50%
2nd FG% 6-17 35.3%
3PT% 2-3 66.7%
FT% 1-2 50%
3rd FG% 7-13 53.8%
3PT% 1-5 20.0%
FT% 5-8 62.5%
4th FG% 5-11 45.5%
3PT% 1-5 20.0%
FT% 6-7 85.7%
GM FG% 27-55 49.1%
3PT% 4-16 25.0%
FT% 13-19 68.4%

Dead Ball Rebounds: 2, 0

Sacred Heart - 79

Record: 3-5 (3-3)

NO. Name	Min	FG	3P	FT	Rebounds	Fouls	TP	AS	TO	ST	Blocks	+/-
13 Carly Stroemel	F 21:13	5-8	0-0	0-0	1 2 3	0 1 10	0	0	0	0 1	1 14	0
3 Nikki Johnson	G 36:58	5-9	2-4	4-4	1 3 4	1 3 16	4	3	2	1 0	2 2	0
4 Jayla Davis	G 27:40	2-4	0-0	2-2	0 4 4	2 3 6	1	1	2	1 0	2 15	0
15 Asia McCray	G 15:51	0-2	0-0	0-0	2 2 4	0 0 0	0	0	0	0 0	0 -10	0
22 Adrienne Hagood	G 34:03	4-16	2-7	6-6	0 0 4	5 16	2	2	0	0 0	3 5	0
2 Sonia Smith	27:49	6-9	1-2	1-2	0 3 3	0 1 14	5	3	2	0 0	4 0	0
1 Tiffany Hammond	18:19	1-2	1-2	0-0	0 4 4	2 0 3	1	0	1	0 0	0 16	0
34 Kelsey Wood	18:07	5-6	0-0	4-6	2 4 6	2 6 14	1	1	1	1 1	22	0
Team					0 2 2	0						
Totals		28-56	6-15	17-20	6 24 30	13 19 79	14	13	7	3 7	8	

Technical Fouls: NONE

Shooting By Period
1st FG% 5-14 35.7%
3PT% 1-5 20.0%
FT% 9-10 90%
2nd FG% 10-13 76.9%



2020-21 MOUNT ST. MARY'S WOMEN'S BASKETBALL

2020-2021 BOX SCORES

GAME 9 (CENTRAL CONNECTICUT)



Official Basketball Box Score - Final
Central Conn. St. at Mount St. Mary's
01/24/21 Knott Arena, Emmitsburg
2020-21 Women's Basketball

Game Time: 2:00 PM
Game Duration: 1:41

Officials: Kelly Calahan, Latifa Boyce, Sharlene Davis

Central Conn. St. - 61

Record: 2-4 (2-4)

NO. Name	Min	FG	3P	FT	Rebounds	Fouls	TP	AS	TO	ST	Blocks	+/-
		M-A	M-A	M-A	OR DR TOT	PF FD					BS BA	
14 Ashley Forker	F 24:48	3-6	2-3	0-0	0 1 1	3 1	8	5	2	0	0 2	-10
22 Jamey Napoleon	F 33:55	2-4	0-0	2-4	3 4 7	2 2	6	2	2	0	4 0	-35
30 Carly Reynolds	C 20:38	2-5	0-0	0-0	0 0 0	3 2	4	2	0	1	0 0	-7
1 Forever Toppin	G 29:16	5-13	3-6	3-7	0 5 5	1 3	16	4	4	3	0 1	-25
15 Emma McCamus	G 22:21	3-8	1-4	1-1	1 2 3	1 2	8	0	2	0	0 0	-17
2 Belle Lanpher	06:41	0-2	0-0	0-0	0 0 0	1 0	1	1	5	0	0 0	-6
24 Claire Sutherland-Case	20:34	1-8	0-2	1-2	5 2 7	5 4	3	0	1	1	3 1	-25
21 Angelique Rodriguez	20:48	1-3	1-3	0-0	0 3 3	3 0	3	0	2	0	0 0	-26
11 Dejah Jenkins	06:20	1-4	1-1	0-0	0 1 1	0 0	3	0	2	0	0 0	0
23 Danielle Delano	11:19	2-5	2-4	4-4	0 0 0	0 0	2	10	1	1	0 0	-17
20 Ali Napoli	00:52	0-0	0-0	0-0	0 0 0	1 0	0	0	1	0	0 0	-2
10 Samantha Chadwick	02:28	0-0	0-0	0-0	0 1 1	0 0	0	0	1	0	0 0	0
Team					2 0 2		0		0			
Totals		20-58	10-23	11-18	11 19 30	20 16	61	15	23	6	7 4	-34

Technical Fouls: NONE

Shooting By Period
1st FG% 5-13 38.5%
3PT% 3-4 75.0%
FT% 2-4 50%
2nd FG% 5-17 29.4%
3PT% 2-6 33.3%
FT% 3-3 100%
3rd FG% 6-16 37.5%
3PT% 2-6 33.3%
FT% 3-4 75%
4th FG% 4-12 33.3%
3PT% 3-7 42.9%
FT% 3-7 42.9%
GM FG% 20-58 34.5%
3PT% 10-23 43.5%
FT% 11-18 61.1%

Dead Ball Rebounds: 6, 0

Mount St. Mary's - 95

Record: 6-3 (5-1)

NO. Name	Min	FG	3P	FT	Rebounds	Fouls	TP	AS	TO	ST	Blocks	+/-
		M-A	M-A	M-A	OR DR TOT	PF FD					BS BA	
34 Rebecca Lee	C 14:09	1-4	0-0	4-4	2 3 5	1 2	6	0	3	0	0 1	10
3 Kendall Bressee	G 25:59	9-15	3-4	5-5	4 11 15	1 6	28	5	2	1	0 2	35
10 Michaela Harrison	G 25:21	7-11	4-6	2-2	1 1 2	2 2	20	1	2	1	1 0	35
13 Aryna Taylor	G 25:08	5-8	2-4	1-1	0 1 1	2 2	13	2	3	4	0 1	28
21 Kayla Agentowicz	G 25:57	3-5	1-2	0-0	0 0 0	2 0	7	4	1	1	1 1	35
11 Bridget Birkhead	20:53	2-5	1-2	2-2	0 3 3	4 1	7	0	0	1	1 0	12
14 Jessica Tomasetti	21:27	0-2	0-0	0-0	0 4 4	0 1	0	3	3	1	0 0	13
00 Isabella Hunt	17:19	5-6	0-0	3-3	2 2 4	2 3	13	1	5	1	0 0	2
15 Jada Lee	14:08	1-4	0-1	0-0	0 1 1	1 2	2	1	0	1	0 0	0
33 Isabella Pelcia	09:39	0-4	0-1	1-2	1 0 1	1 1	1	0	0	1	0 1	0
Team					2 2 4		0		0			
Totals		33-64	11-20	18-19	12 28 40	16 20	95	17	19	14	4 7	34

Technical Fouls: NONE

Shooting By Period
1st FG% 8-18 44.4%
3PT% 2-5 40.0%
FT% 5-5 100%
2nd FG% 10-15 66.7%
3PT% 5-5 100%
FT% 2-2 100%
3rd FG% 9-15 60.0%
3PT% 4-6 66.7%
FT% 1-2 50%
4th FG% 6-16 37.5%
3PT% 0-4 0.0%
FT% 10-10 100%
GM FG% 33-64 51.6%
3PT% 11-20 55.0%
FT% 18-19 94.7%

Dead Ball Rebounds: 1, 0

	CCSU	MSM
Biggest lead	0 (1st 10:00)	36 (4th 2:28)
Best Scoring Run	7 (2nd 2:45)	14 (1st 6:24)
Lead Changes	0	
Times Tied	0	
Time with Lead	00:00	39:50
Points from	CCSU	MSM
Turnovers	16	19
Paint	14	42
Second Chance	3	14
Fast Breaks	11	20
Bench	19	23
Period by Period Scoring		
1st	15	15
2nd	17	14
3rd	17	14
4th	10	61
TOT	59	61

GAME 10 (FAIRLEIGH DICKINSON)



Official Basketball Box Score - Final
Fairleigh Dickinson at Mount St. Mary's
01/28/21 Knott Arena, Emmitsburg
2020-21 Women's Basketball

Game Time: 7:00 PM
Game Duration: 1:31

Officials: Shawn Goode, Skelly Wingard, Sarah Williams

Fairleigh Dickinson - 59

Record: 8-4 (4-3)

NO. Name	Min	FG	3P	FT	Rebounds	Fouls	TP	AS	TO	ST	Blocks	+/-
		M-A	M-A	M-A	OR DR TOT	PF FD					BS BA	
12 Maria Roters	F 28:36	7-11	0-0	4-6	2 6 8	3 6	18	4	4	2	1 1	14
30 Madison Stanley	F 35:21	7-13	1-1	1-2	4 4 8	2 2	16	4	1	0	4 1	11
3 Madeline Selvaggi	G 26:17	0-0	0-0	0-0	1 6 7	3 2	0	3	7	0	1 0	18
10 Devyn Scott	G 37:04	2-5	0-1	1-2	0 9 9	1 2	5	3	2	1	0 1	9
22 Lindsey Mack	G 32:38	4-8	4-8	0-0	1 1 2	2 2	12	0	3	1	0 0	11
1 Cella Carbonell	16:42	0-3	0-2	0-0	0 0 0	1 0	0	0	1	0	0 0	-14
2 Taylor Crystian	02:19	0-0	0-0	0-0	0 0 0	0 0	0	0	0	0	0 0	-4
15 Sierra DeAngelo	06:05	0-0	0-0	0-0	0 0 0	0 0	0	1	2	0	0 0	-10
11 Abby Conklin	05:32	0-1	0-1	0-0	0 1 1	1 0	0	0	0	0	0 0	-8
23 Chloe Wilson	09:28	4-8	0-0	0-0	1 4 5	2 0	8	0	4	0	0 1	-2
Team					0 1 1		0		0			
Totals		24-49	5-13	6-10	9 32 41	15 12	59	15	24	4	6 4	5

Technical Fouls: NONE

Shooting By Period
1st FG% 8-15 53.3%
3PT% 2-4 50.0%
FT% 1-1 100%
2nd FG% 5-14 35.7%
3PT% 0-2 0.0%
FT% 1-2 50%
3rd FG% 5-12 41.7%
3PT% 3-7 42.9%
FT% 1-2 50%
4th FG% 6-8 75.0%
3PT% 0-0 0.0%
FT% 3-5 60%
GM FG% 24-49 49.0%
3PT% 5-13 38.5%
FT% 6-10 60.0%

Dead Ball Rebounds: 2, 0

Mount St. Mary's - 54

Record: 6-4 (5-2)

NO. Name	Min	FG	3P	FT	Rebounds	Fouls	TP	AS	TO	ST	Blocks	+/-
		M-A	M-A	M-A	OR DR TOT	PF FD					BS BA	
34 Rebecca Lee	C 09:22	1-4	0-0	0-0	1 0 1	1 1	2	0	2	0	0 0	-5
3 Kendall Bressee	G 35:35	10-20	0-4	3-5	3 10 13	1 7	23	4	3	4	2 3	-14
10 Michaela Harrison	G 35:38	0-9	0-5	1-2	0 0 0	2 1	1	2	4	6	1 1	-1
13 Aryna Taylor	G 27:58	6-13	4-8	0-0	0 0 0	5 0	16	1	3	0	0 1	-4
21 Kayla Agentowicz	G 30:36	1-4	0-0	0-0	1 1 2	3 2	2	0	2	1	0 0	-9
11 Bridget Birkhead	18:49	1-5	1-3	0-0	0 1 1	1 1	3	0	0	1	1 0	1
14 Jessica Tomasetti	24:12	2-5	0-0	0-0	1 4 5	1 1	4	1	1	1	0 0	1
15 Jada Lee	07:19	0-1	0-1	0-0	0 1 1	1 0	0	0	0	0	0 0	-2
00 Isabella Hunt	10:11	1-4	0-0	1-2	3 1 4	0 2	3	0	0	0	0 0	8
Team					5 0 5		0		0			
Totals		22-65	5-22	5-9	14 18 32	12 15	54	8	15	13	4 6	-5

Technical Fouls: NONE

Shooting By Period
1st FG% 4-13 30.8%
3PT% 2-5 40.0%
FT% 0-0 0%
2nd FG% 5-17 29.4%
3PT% 1-4 25.0%
FT% 0-1 0%
3rd FG% 6-18 33.3%
3PT% 1-7 14.3%
FT% 4-7 57.1%
4th FG% 7-17 41.2%
3PT% 1-6 16.7%
FT% 1-1 100%
GM FG% 22-65 33.8%
3PT% 5-22 22.7%
FT% 5-9 55.6%

Dead Ball Rebounds: 1, 0

	FDU	MSM
Biggest lead	17 (3rd 5:52)	0 (1st 10:00)
Best Scoring Run	13 (1st 6:31)	10 (3rd 0:19)
Lead Changes	0	
Times Tied	4	14
Time with Lead	39:16	00:00
Points from	FDU	MSM
Turnovers	7	20
Paint	30	34
Second Chance	6	11
Fast Breaks	4	14
Bench	8	10
Period by Period Scoring		
1st	19	11
2nd	14	15
3rd	14	59
4th	17	16
TOT	54	54

GAME 11 (FAIRLEIGH DICKINSON)



Official Basketball Box Score - Final
Fairleigh Dickinson at Mount St. Mary's
01/29/21 Knott Arena, Emmitsburg
2020-21 Women's Basketball

Game Time: 4:00 PM
Game Duration: 1:30

Officials: Shawn Goode, Skelly Wingard, Sarah Williams

Fairleigh Dickinson - 85

Record: 8-5 (4-4)

NO. Name	Min	FG	3P	FT	Rebounds	Fouls	TP	AS	TO	ST	Blocks	+/-
		M-A	M-A	M-A	OR DR TOT	PF FD					BS BA	
12 Maria Roters	F 35:48	4-10	2-3	1-2	4 7 11	3 2	11	10	5	2	2 0	-9
30 Madison Stanley	F 31:34	9-13	3-3	0-0	1 2 3	2 0	21	1	5	1	2 0	-6
3 Madeline Selvaggi	G 33:44	0-3	0-1	1-2	2 9 11	4 1	1	2	1	2	0 0	-7
10 Devyn Scott	G 28:32	3-6	1-2	0-0	1 1 2	1 1	7	1	3	0	0 0	-1
22 Lindsey Mack	G 23:36	1-7	0-4	0-0	0 2 2	0 0	2	0	1	0	0 0	-8
23 Chloe Wilson	04:27	0-1	0-0	0-0	0 0 0	1 0	0	0	3	1	0 0	-6
11 Abby Conklin	18:26	2-7	1-6	0-0	0 0 0	1 0	5	0	1	1	0 0	-20
15 Sierra DeAngelo	08:05	1-4	0-1	1-2	0 0 0	0 1	3	0	0	0	0 1	-6
1 Cella Carbonell	15:48	2-3	1-2	0-0	0 1 1	1 0	5	1	0	1	0 0	-3
Team					0 2 2		0		0			
Totals		22-54	8-22	3-6	8 24 32	13 5	55	15	19	8	4 1	-13

Technical Fouls: NONE

Shooting By Period
1st FG% 3-12 25.0%
3PT% 2-4 50.0%
FT% 1-0 0%
2nd FG% 7-14 50.0%
3PT% 2-5 40.0%
FT% 1-2 50%
3rd FG% 6-16 37.5%
3PT% 2-5 40.0%
FT% 1-2 50%
4th FG% 6-12 50.0%
3PT% 3-6 50.0%
FT% 2-4 50%
GM FG% 22-54 40.7%
3PT% 8-22 36.4%
FT% 3-6 50.0%

Dead Ball Rebounds: 2, 0

Mount St. Mary's - 68

Record: 7-4 (6-2)

NO. Name		Min	FG	3P	FT	Rebounds	Fouls	TP	AS	TO	ST	Blocks	Bs	+/-
			M-A	M-A	M-A	OR DR TOT	PF FD					BS	BA	
34 Rebecca Lee	C	16:34	6-8	0-0	0-0	0 3 3	0 0	12	0	1	0	1 1	1	12
Kendall Bressee	G	34:49	5-15	2-3	3-3	2 12 14	0 4	15	4	8	4	0 2	6	6
10 Michaela Harrison	G	31:35	5-10	3-7	4-4	1 1 2	0 4	17	3	0	1	0 0	0	6
13 Aryna Taylor	G	28:49	2-9	1-7	1-2	1 2 3	2 2 6	0	0	0	0	0 1	11	6
21 Kayla Agentowicz	G	28:16	2-5	0-2	0-0	0 1 1	0 0	4	2	1	4	0 0	16	11
11 Bridget Birkhead	C	22:11	3-4	1-1	3-4	0 1 1	3 2 10	0	0	1	1	0 0	10	10
00 Isabella Hunt		08:50	1-2	0-0	0-0	1 0 1	0 0	2	2	1	0	0 0	1	1
14 Jessica Tomasetti		16:51	1-2	0-0	0-0	0 1 1	1 2	2	1	1	0	0 0	1	1
15 Jada Lee		12:05	0-0	0-0	0-0	0 1 1	0 0	0	2	2	0	0 0	1	1
Team						1 2	0	0	0	0	0			
Totals		25:55	7:20	11:13	6 25 31	5 13 68	15 14 13	1 4 13	1 4 13					
Technical Fouls:NONE														



2020-21 MOUNT ST. MARY'S WOMEN'S BASKETBALL

2020-2021 BOX SCORES

GAME 13 (LONG ISLAND)



Official Basketball Box Score - Final
Mount St. Mary's at LIU
02/21/21 Steinberg Wellness Center, Brooklyn, NY
2020-21 Women's Basketball

Game Time: 1:00 PM
Game Duration: 1:53

Officials: Laura Isabelle, Lamar Diamond, David Tryon

Mount St. Mary's - 65

Record: 9-4 (9-2)

NO. Name	Min	FG M-A	3P M-A	FT M-A	Rebounds OR DR TOT	Fouls PF FLD	TP	AS	TO	ST	Blocks BS	+/-
34 Rebecca Lee	C 30:44	3-8	0-0	2-4	3 7 10	3 4	8	3	1	1	1	13
3 Kendall Bressee	G 35:57	1-7	1-2	7-8	5 6 11	2 5	10	4	5	2	0	24
10 Michaela Harrison	G 24:20	6-10	4-7	1-2	0 2 2	3 2	17	1	4	0	0	25
13 Aryna Taylor	G 26:17	3-8	2-4	0-0	1 3 4	3 2	8	1	2	0	0	23
21 Kayla Agentowicz	G 30:01	2-5	1-1	1-2	1 6 7	1 3	6	2	3	4	0	16
11 Bridget Birkhead	22:36	2-7	2-5	0-0	0 3 3	3 2	6	3	2	0	0	9
00 Isabella Hunt	08:23	2-2	0-0	0-0	2 0 2	4 0	4	1	2	0	0	8
14 Jessica Tomasetti	13:06	1-5	0-1	2-2	2 2 4	0 1	4	1	1	0	0	-3
15 Jada Lee	06:27	0-3	0-0	0-0	0 1 1	1 1	0	0	0	1	0	3
33 Isabella Palaia	02:09	1-2	0-1	0-0	0 0 0	0 0	2	0	0	0	0	2
Team					3 2 5		0	0	0			
Totals		21-57	10-21	13-18	17 32 49	20 20	65	16	20	8	1 6	24

Technical Fouls: NONE

Shooting By Period	1st	2nd	3rd	4th	FT	FT%
1st FG%	5-17	29.4%				
3PT%	4-9	44.4%				
FT%	4-6	66.7%				
2nd FG%	4-13	30.8%				
3PT%	1-4	25.0%				
FT%	2-2	100%				
3rd FG%	3-10	30.0%				
3PT%	2-4	50.0%				
FT%	5-8	62.5%				
4th FG%	9-17	52.9%				
3PT%	3-4	75.0%				
FT%	2-2	100%				
GM FG%	21-57	36.8%				
3PT%	10-21	47.6%				
FT%	13-18	72.2%				

Dead Ball Rebounds: 4, 0

LIU - 41

Record: 3-11 (3-11)

NO. Name		Min	FG M-A	3P M-A	FT M-A	Rebounds OR DR TOT	Fouls FF PD	TP	AS	TO	ST	Blocks BS BA	+/-	
24 Mia Perkins	F	14:54	2-5	0-0	0-0	1 1 2	3 1	4	0	1	0	0	1	-10
1 Zhaire Williams	G	17:01	2-4	0-0	0-0	0 2 2	1 0	4	0	1	1	0	0	-11
5 Zoe Hache	G	22:40	1-5	0-2	1-6	0 0 0	3 3	3	1	2	2	1	0	-14
15 Brandy Thomas	G	29:38	2-8	0-1	4-6	2 4 6	3 4	8	4	1	2	1	0	-7
21 Shyla Sanford	G	33:57	0-4	0-2	0-0	1 2 3	2 0	0	0	1	3	0	0	-28
2 Kiara Bell		27:54	4-11	0-0	4-6	4 3 7	1 4	12	0	2	3	4	0	-17
4 Camille Gray		10:41	0-2	0-0	0-0	2 0 2	3 1	0	0	0	0	0	0	-9
13 Kennedy Taylor		13:06	0-3	0-0	3-6	1 0 1	2 6	3	0	4	2	0	0	-2
22 Dallas Carter		10:40	0-3	0-3	0-0	0 3 3	0 0	0	0	0	0	0	0	-10
14 Ryan Weise		19:29	2-7	2-5	1-2	0 0 0	3 1	7	1	3	0	0	0	-12
Team						0 5 5		0	2					
Totals			13-52	2-13	13-26	11 20 31	21 20	41	6	17	13	6	1	-24

Technical Fouls: Perkins 3rd 6:49

Shooting By Period	1st	2nd	3rd	4th	FT	FT%
1st FG%	1-9	11.1%				
3PT%	0-5	0.0%				
FT%	6-10	60.0%				
2nd FG%	5-18	27.8%				
3PT%	0-3	0.0%				
FT%	1-2	50.0%				
3rd FG%	6-13	46.2%				
3PT%	1-2	50.0%				
FT%	3-8	37.5%				
4th FG%	1-12	8.3%				
3PT%	1-3	33.3%				
FT%	3-6	50.0%				
GM FG%	13-52	25.0%				
3PT%	2-13	15.4%				
FT%	13-26	50.0%				

Dead Ball Rebounds: 9, 0

MSM	LIU
Biggest lead	24 (4 th 0:12) 2 (1 st 9:35)
Best Scoring Run	10 (4 th 3:36) 6 (3 rd 8:56)
Lead Changes	1
Times Tied	0
Time with Lead	39:16 00:19

Points from Turnovers	MSM	LIU
Paint	22	18
Second Chance	12	6
Fast Breaks	2	2
Bench	16	22

Period by Period Scoring	1st	2nd	3rd	4th	TOT
MSM	18	11	13	23	65
LIU	8	11	16	6	41

GAME 15 (BRYANT)



Official Basketball Box Score - Final
Bryant at Mount St. Mary's
02/21/21 Knott Arena, Emmisburg
2020-21 Women's Basketball

Game Time: 2:00 PM
Game Duration: 1:33

Officials: Kelly Callahan, Gina Catanzaro, Kelly Mitchell

Bryant - 49

Record: 6-9 (4-7)

NO. Name	Min	FG	3P	FT	Rebounds	Fouls	TP	AS	TO	ST	Blocks	BS	BA	+
25 Juliette Golden	F 25:21	2-5	0-0	0-0	1 7 8	4 2	4	1	3	0	0	0	28	
32 Brooke Bjelko	C 28:01	7-19	0-0	3-4	3 3 6	3 3	17	2	2	0	0	3	-25	
2 Kandise Taylor	G 20:58	1-3	0-0	0-2	0 5 5	3 2	2	3	5	1	0	1	-17	
12 Fatou Jallow	G 28:18	2-8	2-4	0-0	2 2 4	3 1	6	1	2	1	0	1	-24	
42 Stephanie Mayerhofer	G 37:45	1-6	1-6	0-0	0 3 3	1 1	3	1	5	0	1	0	-31	
33 Shannon O'Connor	26:15	4-7	0-1	1-1	0 3 3	2 4	9	2	0	0	0	0	-32	
0 Alana Perkins	06:20	1-2	1-2	0-0	0 1 1	1 1	3	0	3	0	0	0	-12	
5 Mariona Planes Fortuny	10:23	2-4	0-0	1-1	0 0 0	0 2	5	1	1	0	0	0	-6	
4 Lucie Castagne	16:39	0-1	0-0	0-0	0 1 1	1 1	0	5	3	0	0	0	-15	
Team					3 0 3		0	1						
Totals		20-55	4-13	5-8	9 25 34	18 17	49	16	25	2	1	5	-38	

Technical Fouls: NONE

Shooting By Period	1st	2nd	3rd	4th	FT	FT%
1st FG%	4-14	28.6%				
3PT%	2-3	66.7%				
FT%	0-0	0%				
2nd FG%	5-14	35.7%				
3PT%	2-5	40.0%				
FT%	2-4	50.0%				
3rd FG%	6-14	57.1%				
3PT%	0-3	0.0%				
FT%	3-3	100%				
4th FG%	3-13	23.1%				
3PT%	0-2	0.0%				
FT%	0-0	0%				
GM FG%	20-55	36.4%				
3PT%	4-13	30.8%				
FT%	5-8	62.5%				

Dead Ball Rebounds: 2, 0

Mount St. Mary's - 87

Record: 11-4 (10-2)

NO. Name	Min	FG	3P	FT	Rebounds	Fouls	TP	AS	TO	ST	Blocks	BS	BA	+/-
34 Rebecca Lee	C 19:56	2-4	0-0	4-4	2 1 3	2 3	8	1	2	1	3	1	1	16
3 Kendall Bressee	G 27:43	3-7	1-4	11-12	1 9 10	2 7	18	4	1	4	0	0	0	34
10 Michaela Harrison	G 25:11	5-14	3-10	0-0	0 1 1	1 2	13	4	0	4	1	0	0	26
13 Aryna Taylor	G 26:24	4-9	3-6	0-0	0 5 5	0 0	11	1	2	1	0	0	0	21
21 Kayla Agentowicz	G 21:07	2-6	0-2	0-0	2 2 2	1 4	1	1	0	1	0	1	0	18
00 Isabella Hunt	19:24	0-2	0-0	0-2	2 4 6	3 1	0	3	1	0	0	0	0	21
11 Bridget Birkhead	22:37	4-6	3-5	0-0	1 1 2	2 1	11	2	0	0	0	0	0	17
14 Jessica Tomasetti	19:37	6-10	2-6	0-0	2 3 2	2 1	14	1	1	2	0	0	0	20
15 Jada Lee	14:11	1-4	1-1	3-2	3 0 3	2 2	5	1	1	2	0	0	0	17
33 Isabella Palaia	03:50	1-1	1-1	0-0	0 1 1	1 0	3	0	0	0	0	0	0	0
Team					1 1 2		0	0						
Totals		28-63	14-37	17-20	11 27 38	17 18	87	18	9	14	5	1	1	38

Technical Fouls: NONE

Shooting By Period	1st	2nd	3rd	4th	FT	FT%
1st FG%	8-14	57.1%				
3PT%	1-6	16.7%				
FT%	4-4	100%				
2nd FG%	10-20	50.0%				
3PT%	6-13	46.2%				
FT%	0-0	0%				
3rd FG%	6-14	42.9%				
3PT%	3-6	50.0%				
FT%	4-6	66.7%				
4th FG%	1-5	20.0%				
3PT%	4-12	33.3%				
FT%	9-10	90%				
GM FG%	28-63	44.4%				
3PT%	14-37	37.8%				
FT%	17-20	85.0%				

Dead Ball Rebounds: 2, 0

BRYANT	MOUNT
Biggest lead	2 (1 st 9:45) 38 (4 th 1:04)
Best Scoring Run	5 (3 rd 1:42) 12 (4 th 1:46)
Lead Changes	1
Times Tied	1
Time with Lead	00:24 37:49

Points from Turnovers	BRYANT	MOUNT
Paint	22	24
Second Chance	4	13
Fast Breaks	0	23
Bench	17	33

Period by Period Scoring	1st	2nd	3rd	4th	TOT
BRYANT	10	14	19	6	49
MOUNT	21	26	19	21	87

GAME 14 (BRYANT)



Official Basketball Box Score - Final
Bryant at Mount St. Mary's
02/20/21 Knott Arena, Emmisburg
2020-21 Women's Basketball

Game Time: 2:00 PM
Game Duration: 1:42

Officials: Kelly Callahan, Gina Catanzaro, Kelly Mitchell

Bryant - 54

Record: 6-8 (4-6)

No.	Name	Min	FG	3P	FT	Rebounds		Fouls	TP	AS	TO	ST	Blocks	BA	+/-	
			M-A	M-A	M-A	OR	DR	TOT	P							
25	Juliette Golden	F 19:23	1-4	0-0	0-0	2	3	2	2	6	1	3	1	1	0	
32	Brooke Bjelko	C 19:36	0-8	0-0	6-6	1	3	4	2	6	1	0	0	0	-30	
2	Kandis Taylor	G 16:24	2-3	0-0	0-0	0	4	4	0	3	4	1	6	24	0	
12	Fatou Jallow	G 20:03	1-6	0-1	1-2	0	2	2	4	2	3	2	0	0	-15	
42	Stephanie Mayerhofer	G 25:58	0-4	0-1	0-0	1	2	3	4	0	0	2	2	0	-22	
0	Alana Perkins	34:02	3-10	3-6	0-0	0	2	2	4	0	9	5	0	0	-32	
33	Shannon O'Connor	18:55	1-4	0-0	0-0	0	4	4	0	0	2	0	0	0	-31	
5	Mariona Planes Fortuny	13:55	5-7	0-0	3-3	2	2	4	0	3	13	1	2	0	-7	
4	Lucie Castagne	18:40	1-2	0-0	4-4	0	2	2	3	6	2	2	1	0	-5	
14	Blanca Chasco	13:04	4-5	0-0	1-2	2	0	2	1	2	9	0	2	0	0	
Team						1	1	2		0	0					
Totals			18:53	3-8	15-17	7	24	31	20	22	54	9	20	4	1	5



2020-21 MOUNT ST. MARY'S WOMEN'S BASKETBALL

2020-2021 BOX SCORES

GAME 17 (MERRIMACK)



Official Basketball Box Score - Final
Mount St. Mary's at Merrimack
02/25/21 Bert Hammel Court, North Andover
2020-21 Women's Basketball

Game Time: 1:00 PM
Game Duration: 1:40

Officials: Elizabeth Kuzmeski, Roger Saravia, Keri Lang

Mount St. Mary's - 59

Record: 13-4 (12-2)

NO. Name	Min	FG	3P	FT	Rebounds	Fouls	TP	AS	TO	ST	Blocks	+/-
34 Rebecca Lee	C 25:25	10-11	0-0	0-0	2 7 9	4 1	20	1	2	0	2 1 1	11
3 Kendall Bressee	G 27:36	4-5	1-2	2-3	3 6 9	5 4	11	2	3	0	1 0 1	5
10 Michaela Harrison	G 29:19	5-15	1-7	0-0	2 1 3	0 1	11	0	2	1	1 1 5	
13 Aryna Taylor	G 28:23	2-9	1-4	0-0	1 3 4	0 2	5	1	3	0	0 0 2	2
21 Kayla Agentowicz	G 30:36	0-6	0-2	0-0	2 4 6	3 1	0	2	3	0	1 0 2	
00 Isabella Hunt	10:36	2-3	0-0	2-2	1 3 4	2 4	6	0	3	0	0 1 1	-8
11 Bridget Birkhead	21:43	1-4	1-2	0-0	0 1 1	2 0	3	1	1	0	0 0 -9	
14 Jessica Tomasetti	22:49	1-4	1-2	0-0	1 1 2	2 0	3	1	0	0	0 0 -8	
15 Jada Lee	03:33	0-1	0-1	0-0	0 0 0	1 0	0	0	0	0	0 0 -3	
Team					1 6 7			0	1			
Totals		25-58	5-20	4-5	13 32 45	19 13	59	10	18	1	5 3 1	

Technical Fouls: NONE

Shooting By Period	
1st FG%	61.5%
3PT%	42.9%
FT%	100%
2nd FG%	41.2%
3PT%	25.0%
FT%	75%
3rd FG%	33.3%
3PT%	33.3%
FT%	0%
4th FG%	38.5%
3PT%	0%
FT%	0%
GM FG%	43.1%
3PT%	25.0%
FT%	80.0%

Dead Ball Rebounds: 0, 0

Merrimack - 58

Record: 3-10 (3-10)

NO. Name	Min	FG	3P	FT	Rebounds	Fouls	TP	AS	TO	ST	Blocks	+/-
21 Mayson Kimball	F 39:12	6-24	1-8	8-10	4 4 8	1 6	21	3	2	3	1 1 2	20
32 Autumn Truesdale	F 19:23	1-3	0-0	3-4	2 3 5	2 3	5	0	1	1	0 0 -9	
1 Jayme DeCesare	G 40:00	0-6	0-2	4-4	0 5 5	0 4	4	1	1	0	0 0 -1	
2 Diamond Christian	G 17:31	0-4	0-2	0-0	1 1 2	2 1	0	1	2	0	0 0 -11	
10 Kate Mager	G 39:17	2-7	2-5	3-3	0 2 2	3 1	9	2	1	0	0 0 -1	
12 Alana Fursman	24:45	3-6	2-3	0-0	2 1 3	2 1	8	3	1	1	0 1 9	
5 Kaylee Thomas	02:58	0-0	0-0	1-2	0 0 0	1 1	1	1	1	0	0 0 -2	
20 Teneisia Brown	12:02	3-5	0-0	2-2	0 3 3	2 2	8	0	1	2	0 0 4	
0 Alyssa Casey	04:52	1-3	0-0	0-0	0 0 0	0 0	2	0	0	1	0 0 4	
Team					3 2 5			0	0			
Totals		16-58	5-20	21-25	12 21 33	13 19	58	10	8	9	3 5 -1	

Technical Fouls: NONE

Shooting By Period	
1st FG%	20.0%
3PT%	33.3%
FT%	83.3%
2nd FG%	51.5%
3PT%	28.6%
FT%	100%
3rd FG%	31.4%
3PT%	16.7%
FT%	87.5%
4th FG%	36.7%
3PT%	25.0%
FT%	75%
GM FG%	27.6%
3PT%	25.0%
FT%	84.0%

Dead Ball Rebounds: 2, 0

	MSM	MER
Biggest lead	17 (2 nd 5:16)	2 (4 th 3:38)
Best Scoring Run	10 (1 st 3:26)	12 (4 th 6:15)
Lead Changes	2	
Times Tied	5	
Time with Lead	34:11	00:19
Points from Turnovers	MSM	MER
Paint	38	20
Second Chance	8	10
Fast Breaks	0	7
Bench	12	19
Period by Period Scoring		
1st	20	18
2nd	11	10
3rd	11	10
4th	17	58
TOT		
MSM	20	18
MER	12	15
14	17	58

GAME 18 (SAINT FRANCIS U)



Official Basketball Box Score - Final
Saint Francis U at Mount St. Mary's
02/28/21 Knott Arena, Emmitsburg
2020-21 Women's Basketball

Game Time: 2:00 PM
Game Duration: 1:43

Officials: Skelly Wingard, Taasha Brown-Drummond, Jermaine Griggs

Saint Francis U - 55

Record: 12-7 (10-3)

NO. Name	Min	FG	3P	FT	Rebounds	Fouls	TP	AS	TO	ST	Blocks	+/-
12 Katie Dettwiler	F 22:38	3-4	0-0	0-0	1 5 6	3 0	6	0	0	0	3 0 -9	
15 Haley Thomas	F 32:46	2-9	0-1	2-2	1 5 6	2 2	6	0	2	4	0 0 -5	
3 Karson Swogger	G 34:32	5-16	1-4	7-7	0 5 5	2 5	18	5	1	0	0 0 -18	
5 Kaitlyn Maxwell	G 18:20	1-3	1-3	0-3	0 0 0	0 1	3	2	1	1	0 0 4	
14 Lili Benzal	G 27:18	1-8	0-4	4-4	0 1 1	1 2	6	3	0	0	0 0 -11	
11 Jada Dapaa	20:28	4-10	0-0	0-1	5 4 9	2 1	8	0	1	0	1 1 -10	
22 Jenna Mastellone	22:10	3-5	0-0	0-1	0 2 2	0 3	6	0	2	0	0 0 -16	
31 Sam Miller	04:08	1-2	0-0	0-0	0 0 0	0 0	2	0	0	0	0 0 -8	
4 Diasha Allen	17:01	0-3	0-1	0-0	0 1 1	2 2	0	2	1	1	0 0 -9	
21 Kayley Kovac	00:39	0-0	0-0	0-0	0 0 0	0 0	0	0	0	0	0 0 2	
Team					3 1 4			0	2			
Totals		20-60	2-13	13-18	10 24 34	12 16	55	12	10	6	5 1 -16	

Technical Fouls: Dapaa 4th 7:14

Shooting By Period	
1st FG%	51.6%
3PT%	0.0%
FT%	50%
2nd FG%	33.3%
3PT%	0.0%
FT%	57.1%
3rd FG%	8.18%
3PT%	44.4%
FT%	50.0%
4th FG%	4.13%
3PT%	0.0%
FT%	2.2%
GM FG%	20.60%
3PT%	2.13%
FT%	13.18%

Dead Ball Rebounds: 3, 0

Mount St. Mary's - 71

Record: 14-4 (13-2)

NO. Name	Min	FG	3P	FT	Rebounds	Fouls	TP	AS	TO	ST	Blocks	+/-
34 Rebecca Lee	C 28:49	5-11	0-0	1-1	5 9 14	3 3	11	1	3	0	1 2 20	
3 Kendall Bressee	G 38:05	10-17	5-7	4-4	0 6 6	0 3	29	7	5	2	0 1 14	
10 Michaela Harrison	G 34:59	6-14	2-5	2-2	0 2 2	2 2	16	3	1	1	0 1 21	
11 Bridget Birkhead	G 13:03	1-3	0-1	0-0	0 0 0	0 0	2	0	0	0	0 1 -3	
21 Kayla Agentowicz	G 21:03	2-4	1-2	0-0	0 2 2	4 0	5	2	0	0	0 0 9	
13 Aryna Taylor	30:48	1-9	1-6	2-2	3 1 4	1 1	5	1	1	0	0 0 15	
14 Jessica Tomasetti	21:56	1-5	0-0	0-0	1 2 3	2 0	2	1	0	1	0 0 3	
00 Isabella Hunt	08:23	0-0	0-0	0-0	1 3 4	2 1	0	0	0	0	0 0 0	
15 Jada Lee	02:54	0-0	0-0	1-2	0 1 1	0 1	1	0	1	0	0 0 1	
Team					3 5 8			0	0			
Totals		26-63	9-21	10-11	13 31 44	16 11	71	16	11	4	1 5 16	

Technical Fouls: NONE

Shooting By Period	
1st FG%	7.14%
3PT%	1.5%
FT%	0.0%
2nd FG%	9.18%
3PT%	5.8%
FT%	89%
3rd FG%	4.18%
3PT%	0.0%
FT%	2.2%
4th FG%	6.13%
3PT%	3.4%
FT%	4.4%
GM FG%	26.63%
3PT%	9.21%
FT%	10.11%

Dead Ball Rebounds: 1, 1

	SFU	MOUNT
Biggest lead	2 (1 st 7:50)	24 (2 nd 0:45)
Best Scoring Run	10 (3 rd 8:00)	18 (2 nd 3:09)
Lead Changes	5	
Times Tied	2	
Time with Lead	01:25	35:26
Points from Turnovers	SFU	MOUNT
Paint	12	12
Second Chance	6	16
Fast Breaks	2	12
Bench	16	8
Period by Period Scoring		
1st	12	10
2nd	23	10
3rd	10	55
4th		
TOT		
SFU	12	10
MOUNT	15	27
10	19	71

GAME 19 (SAINT FRANCIS U)



Official Basketball Box Score - Final
Mount St. Mary's at Saint Francis (PA)
03/01/21 Maurice Stokes Center, Lenoir
2020-21 Women's Basketball

Game Time: 6:00 PM
Game Duration: 1:38

Officials: Skelly Wingard, Lori Deutsch, Jermaine Griggs

Mount St. Mary's - 56

Record: 15-4 (14-2)

NO. Name	Min	FG	3P	FT	Rebounds	Fouls	TP	AS	TO	ST	Blocks	+/-
34 Rebecca Lee	C 29:35	3-9	0-0	3-4	4 5 9	2 3	9	2	1	2	1 4 17	
3 Kendall Bressee	G 39:23	3-8	0-2	9-11	0 6 6	3 6	15	3	5	2	0 1 11	
10 Michaela Harrison	G 32:13	3-11	1-5	0-1	0 1 1	0 2	7	0	3	5	1 1 12	
13 Aryna Taylor	G 27:43	6-11	4-7	3-3	0 0 0	0 5	19	0	0	0	0 1 8	
21 Kayla Agentowicz	G 33:03	1-3	0-2	0-0	0 1 1	2 1	2	1	1	0	0 0 17	
11 Bridget Birkhead	12:53	0-4	0-2	0-0	0 1 1	1 0	0	0	1	0	0 0 -1	
14 Jessica Tomasetti	14:01	0-0	0-0	0-0	0 3 3	0 1	0	0	0	0	0 0 3	
00 Isabella Hunt	05:50	0-1	0-0	2-2	0 2 2	1 1	2	0	2	1	0 0 2	
15 Jada Lee	05:19	1-1	0-0	0-0	0 0 0	1 0	2	0	1	0	0 0 -4	
Team					5 4 9			0	2			
Totals		17-48	5-18	17-21	9 23 32	15 16	56	6	16	10	2 7 13	

Technical Fouls: NONE

Shooting By Period	
1st FG%	51.7%
3PT%	33.3%
FT%	66.7%
2nd FG%	41.2%
3PT%	33.3%
FT%	100%
3rd FG%	2.8%
3PT%	0.0%
FT%	100%
4th FG%	61.1%
3PT%	1.4%
FT%	60%
GM FG%	35.4%
3PT%	27.8%
FT%	81.0%

Dead Ball Rebounds: 2, 0

Saint Francis (PA) - 43

Record: 12-8 (10-4)

NO. Name	Min	FG	3P	FT	Rebounds	Fouls	TP	AS	TO	ST	BS	Blocks	+/-
12 Katie Dettwiler	F 22:52	0-3	0-0	3-4	1 2 3	3 2	3	1	2	0	6	0	-18
15 Haley Thomas	F 31:20	5-7	0-1	0-0	1 2 3	0 2	10	1	0	4	0	0	-4
3 Karson Swogger	G 36:50	6-15	2-5	1-1	2 3 5	3 4	15	3	9	0	0	0	-8
5 Kaitlyn Maxwell	G 13:06	0-1	0-0	0-0	1 0 1	1 1	0	2	3	1	0	0	-4
14 Lili Benzal	G 15:43	0-6	0-5	0-0	0 1 1	2 0	0	0	0	0	0	0	-11
4 Diasha Allen	25:50	1-3	0-0	0-0	1 1 1	1 0	2	1	1	2	0	1	-12
22 Jenna Mastellone	27:39	1-3	0-1	2-2	1 7 8	3 5	4	1	1	0	1	0	-4
11 Jada Dapaa	21:29	4-9	0-0	1-2	3 6 9	2 1	9	0	2	2	0	0	6
31 Sam Miller	04:19	0-4	0-2	0-0	0 0 0	0 1	0	0	0	0	0	0	-10
21 Kayley Kovac	00:52	0-0	0-0	0-0	0 0 0	0 0	0	0	0	0	0	0	0
Team					3 2 5	0		0	3				
Totals		17-51	2-14	7-9	12 24 36	16 15	43	9	21	9	7	2	-13



2020-21 MOUNT ST. MARY'S WOMEN'S BASKETBALL

2020-2021 BOX SCORES

GAME 21 (WAGNER)



Official Basketball Box Score - Final
Mount St. Mary's at Wagner
03/05/21 Spiro Sports Center, Staten Island, NY
2020-21 Wagner College Women's Basketball

Game Time: 4:00 PM
Game Duration: 2:08

Officials: Scott Perkins, Ashlee Goode, Timothy Greene

Mount St. Mary's - 68

Record: 15-6 (14-4)

NO. Name	Min	FG		3P		FT		Rebounds		Fouls		TP	AS	TO	ST	Blocks		+/-
		M-A	M-A	M-A	M-A	M-A	M-A	OR	DR	PF	FD					BS	BA	
34 Rebecca Lee	C 32:56	3-12	0-0	2-5	3-3	6-3	4-4	8	0	2	1	5	2	-1				
3 Kendall Breesee	G 46:05	2-13	0-3	0-0	1-11	12-3	0-4	3	3	1	0	1	-4					
10 Michaela Harrison	G 44:49	5-17	2-10	6-7	2-3	5-3	6-18	0	4	2	0	0	1					
13 Aryna Taylor	G 43:16	4-13	1-7	6-6	0-4	4-1	4-15	2	3	2	1	1	-11					
21 Kayla Agentowicz	G 28:24	3-4	1-1	0-0	0-6	6-1	0-7	2	1	1	1	1	0	12				
00 Isabella Hunt	10:24	1-4	0-0	2-2	3-1	4-2	1-4	1	0	1	1	0	-5					
11 Bridget Birkhead	34:09	5-12	2-6	0-0	0-3	3-1	12-1	1	1	2	0	0	-7					
14 Jessica Tomasetti	07:27	0-1	0-0	0-0	0-1	1-1	0-0	0	1	1	0	0	-7					
15 Jada Lee	01:54	0-0	0-0	0-0	0-0	0-0	0-0	0	0	0	0	0	-3					
33 Isabella Pelaia	00:36	0-0	0-0	0-0	0-0	0-0	0-0	0	0	0	0	0	0					
Team								3	1	4	0	2						
Totals		23-76	6-27	16-20	12	33	45	17	16	68	9	17	11	8	4	-5		

Technical Fouls: NONE

Shooting By Period		
1st FG%	4-16	25.0%
3PT%	1-6	16.7%
FT%	2-2	100%
2nd FG%	6-15	40.0%
3PT%	2-5	40.0%
FT%	3-4	75%
3rd FG%	5-14	35.7%
3PT%	1-3	33.3%
FT%	2-4	50%
4th FG%	4-15	26.7%
3PT%	2-9	22.2%
FT%	3-3	100%
OT FG%	4-16	25.0%
3PT%	0-4	0.0%
FT%	6-7	85.7%
GM FG%	23-76	30.3%
3PT%	6-27	22.2%
FT%	16-20	80.0%

Dead Ball Rebounds: 1, 0

Wagner - 73

Record: 12-5 (12-4)

NO. Name	Min	FG		3P		FT		Rebounds		Fouls		TP	AS	TO	ST	Blocks		+/-
		M-A	M-A	M-A	M-A	M-A	M-A	OR	DR	TOT	PF	FD				BS	BA	
15 Kem Nwabudu	F 30:43	3-10	0-0	1-1	1-6	7-4	1-7	1	4	0	2	1	-12					
24 Emilia Krista Grava	F 34:49	15-26	0-2	2-2	1-4	5-1	5-32	1	2	0	0	1	9					
2 Zhaneia Thybulle	G 20:18	0-2	0-0	3-4	0-5	5-3	2-3	6	4	2	0	1	-2					
10 Alayshia Dalley	G 44:03	0-2	0-0	1-2	0-7	7-1	3-1	2	2	1	0	1	6					
22 Khaleah Edwards	G 39:07	6-14	3-7	2-2	0-7	7-4	2-17	3	0	1	1	2	7					
13 Marisa Sanchez-Henry	21:45	0-3	0-1	2-2	0-2	2-1	1-2	6	3	1	0	0	2					
44 Kate Tokuhara	26:11	2-2	1-1	0-0	0-2	2-2	2-5	1	0	2	0	0	11					
23 Laniyah Miller	16:15	1-3	0-1	2-2	1-3	4-0	1-4	2	1	1	1	1	4					
21 Drayah Heyward	12:08	1-3	0-0	0-0	0-2	2-0	0-2	0	1	0	0	1	-3					
3 Raven Pitt	04:41	0-0	0-0	0-0	0-1	1-0	0-0	0	0	0	0	0	3					
Team								1	5	6	0	2						
Totals		28-65	4-12	13-15	4	44	48	16	17	73	22	19	8	4	8	5		

Technical Fouls: NONE

Shooting By Period		
1st FG%	8-14	57.1%
3PT%	0-1	0.0%
FT%	1-2	50%
2nd FG%	6-11	54.5%
3PT%	1-2	50.0%
FT%	1-1	100%
3rd FG%	4-17	23.5%
3PT%	1-3	33.3%
FT%	4-4	100%
4th FG%	5-13	38.5%
3PT%	0-3	0.0%
FT%	0-0	0%
OT FG%	5-10	50.0%
3PT%	2-3	66.7%
FT%	7-8	87.5%
GM FG%	28-65	43.1%
3PT%	4-12	33.3%
FT%	13-15	86.7%

Dead Ball Rebounds: 2, 0

	MOUNT	WAGNER	Points from	MOUNT	WAGNER	Period by Period Scoring							
Biggest lead	6 (1st OT 3:21)	7 (1st 2:22)	Turnovers	16	15	MOUNT	1st	2nd	3rd	4th	OT1	OT2	TOT
Best Scoring Run	9 (3rd 6:13)	9 (2nd OT 3:09)	Paint	28	36		11	17	13	13	8	6	68
Lead Changes	8		Second Chance	13	2	WAGNER	17	14	13	10	8	11	73
Times Tied	6		Fast Breaks	9	10		17	14	13	10	8	11	73
Time with Lead	08:34	36:11	Bench	16	13								

GAME 22 (FAIRLEIGH DICKINSON)



Official Basketball Box Score - Final
Fairleigh Dickinson at Mount St. Mary's
03/10/21 Knott Arena, Emmitsburg
2020-21 Women's Basketball

Game Time: 7:00 PM
Game Duration: 1:47

Officials: Shawn Goode, Scott Perkins, Gina Catanzarri

Fairleigh Dickinson - 62

Record: 16-8

NO. Name	Min	FG		3P		FT		Rebounds		Fouls		TP	AS	TO	ST	Blocks		+/-
		M-A	M-A	M-A	M-A	M-A	M-A	OR	DR	TOT	PF	FD				BS	BA	
15 Sierra DeAngelo	F 39:05	7-14	2-4	4-5	1-5	6-2	2-6	20	2	3	0	1	1	-13				
30 Madison Stanley	F 40:00	4-11	0-3	3-3	3-7	10-1	5-11	3	1	0	3	1	-15					
2 Taylor Crystian	G 26:44	3-7	1-3	1-2	0-2	2-2	2-1	8	2	5	0	0	-8					
10 Devyn Scott	G 40:00	1-4	1-2	1-2	0-3	3-4	5-4	5	4	1	0	0	-15					
24 Elise Graham	G 21:00	3-8	1-4	1-2	0-0	0-0	5-0	8	0	0	0	0	-11					
11 Abby Conklin	31:43	4-6	3-5	0-0	0-5	5-2	0-11	0	0	0	2	0	-13					
4 Mikaela Brunalis-Benavides	01:28	0-0	0-0	0-0	0-0	0-0	0-0	0	0	0	0	0	0					
Team								2	2	4	0	0						
Totals		22-50	8-21	10-14	6	24	30	16	17	62	12	14	1	6	3	-15		

Technical Fouls: NONE

Shooting By Period		
1st FG%	8-14	57.1%
3PT%	2-4	50.0%
FT%	5-5	100%
2nd FG%	6-14	42.9%
3PT%	3-5	60.0%
FT%	0-0	0%
3rd FG%	3-11	27.3%
3PT%	2-7	28.6%
FT%	1-1	100%
4th FG%	5-11	45.5%
3PT%	1-5	20.0%
FT%	4-8	50%
GM FG%	22-50	44.0%
3PT%	8-21	38.1%
FT%	10-14	71.4%

Dead Ball Rebounds: 1, 0

Mount St. Mary's - 77

Record: 16-6

NO. Name	Min	FG		3P		FT		Rebounds		Fouls		TP	AS	TO	ST	Blocks		+/-
		M-A	M-A	M-A	M-A	M-A	M-A	OR	DR	TOT	PF	FD				BS	BA	
34 Rebecca Lee	C 24:16	7-19	0-0	5-5	10-3	13-4	5-19	2	2	1	2	5	21					
3 Kendall Breesee	G 31:16	3-10	2-5	0-0	2-5	7-3	2-8	5	1	1	0	0	30					
10 Michaela Harrison	G 26:33	3-10	1-7	4-4	2-2	4-2	5-11	3	1	2	0	0	6					
13 Aryna Taylor	G 36:28	6-14	3-8	2-2	3-4	7-0	2-17	1	1	1	1	0	18					
21 Kayla Agentowicz	G 29:16	2-5	2-4	0-0	1-6	7-4	0-6	1	2	2	0	0	17					
00 Isabella Hunt	15:06	5-6	0-0	0-0	1-1	2-2	1-10	1	0	0	0	1	-4					
11 Bridget Birkhead	20:15	1-5	0-3	2-2	0-1	1-2	1-4	0	0	0	0	0	-1					
14 Jessica Tomasetti	10:07	1-4	0-0	0-0	0-1	1-2	0-0	2	0	0	0	0	-6					
15 Jada Lee	06:43	0-3	0-1	0-0	2-0	2-0	0-0	0	0	0	0	0	-6					
Team								1	2	3	0	0						
Totals		28-76	8-28	13-13	23	25	48	17	16	77	13	7	7	3	6	15		

Technical Fouls: NONE

Shooting By Period		
1st FG%	5-18	27.8%
3PT%	1-8	12.5%
FT%	2-2	100%
2nd FG%	8-24	33.3%
3PT%	2-8	25.0%
FT%	5-5	100%
3rd FG%	9-17	47.1%
3PT%	3-9	33.3%
FT%	2-2	100%
4th FG%	7-17	41.2%
3PT%	2-3	66.7%
FT%	4-4	100%
GM FG%	28-76	36.8%
3PT%	8-28	28.6%
FT%	13-13	100.0%

Dead Ball Rebounds: 1, 0

	FDU	MSM	Points from	FDU	MSM	Period by Period Scoring					
Biggest lead	10 (1 st 0:08)	17 (4 th 0:48)	Turnovers	6	15	FDU	1st	2nd	3rd	4th	TOT
Best Scoring Run	12 (1 st 0:08)	11 (3 rd 1:26)	Paint	20	34		23	15	9	15	62
Lead Changes	8		Second Chance	7	25	MSM	13	23	21	20	77
Times Tied	6		Fast Breaks	5	3		13	23	21	20	77
Time with Lead	11:34	24:26	Bench	11	16						





2019-2020 SEASON STATS



2019-20 Mount St. Mary's Women's Basketball Combined Team Statistics All games

Page 1/1
as of Mar 11, 2020

Game Records

Record	Overall	Home	Away	Neutral
ALL GAMES	20-11	10-4	9-6	1-1
CONFERENCE	14-4	6-3	8-1	0-0
NON-CONFERENCE	6-7	4-1	1-5	1-1

Score by Periods

Team	1st	2nd	3rd	4th	OT	TOT
Mount St. Mary's	556	550	459	511	0	2076
Opponents	529	513	428	476	0	1946

Team Box Score

No.	Player				Total		3-Point		F-Throw		Rebounds											
		GP-GS	MIN	AVG	FG-FGA	FG%	3FG-FGA	3FG%	FT-FTA	FT%	OFF	DEF	TOT	AVG	PF	DQ	A	TO	BLK	STL	PTS	AVG
10	HARRISON, Michaela	31-31	1022:42	33.0	142-366	.388	75-223	.336	31-44	.705	12	57	69	2.2	66	0	75	87	15	61	390	12.6
3	BRESEE, Kendall	26-25	797:53	30.7	95-267	.356	38-112	.339	66-88	.750	41	128	169	6.5	61	0	97	88	14	50	294	11.3
4	SETTLE, Jatarrikah	31-31	971:37	31.3	100-286	.350	15-69	.217	85-116	.733	51	119	170	5.5	75	3	85	93	3	61	300	9.7
34	LEE, Rebecca	31-29	543:51	17.5	97-191	.508	0-0	.000	58-89	.652	58	85	143	4.6	61	1	21	79	43	7	252	8.1
11	BIRKHEAD, Bridget	31-11	657:31	21.2	83-193	.430	60-146	.411	18-21	.857	15	47	62	2.0	57	1	26	32	7	23	244	7.9
13	TAYLOR, Aryna	31-0	613:35	19.8	77-181	.425	43-114	.377	22-29	.759	16	56	72	2.3	60	0	36	59	6	27	219	7.1
25	ADDISON, Taylor	29-7	574:11	19.8	64-116	.552	5-13	.385	32-47	.681	35	61	96	3.3	62	0	37	37	7	31	165	5.7
21	AGENTOWICZ, Kayla	26-20	550:27	21.2	47-113	.416	18-55	.327	15-19	.789	22	54	76	2.9	32	0	34	23	2	23	127	4.9
22	CONNORS, Delaney	27-1	230:54	8.6	14-37	.378	8-20	.400	6-10	.600	10	30	40	1.5	13	0	13	8	0	16	42	1.6
12	WATKINSON, Annaliese	16-0	95:35	6.0	6-29	.207	2-18	.111	8-10	.800	3	6	9	0.6	6	0	2	8	0	4	22	1.4
23	CARRILLO ADE, Maqui	18-0	109:52	6.1	6-19	.316	0-0	.000	6-10	.600	8	14	22	1.2	21	0	13	13	2	4	18	1.0
1	WATKINSON, Mikayla	10-0	30:52	3.1	1-4	.250	0-3	.000	1-4	.250	1	0	1	0.1	3	0	2	2	0	2	3	0.3
Team											54	63	117					10				
Total		31	6199		732-1802	.406	264-773	.342	348-487	.715	326	720	1046	33.7	517	5	441	539	99	309	2076	67.0
Opponents		31	6200		679-1741	.390	172-581	.296	416-561	.742	391	782	1173	37.8	497	5	395	635	98	232	1946	62.8

Team Statistics

	MSM	OPP
Scoring	2076	1946
Points per game	67.0	62.8
Scoring margin	+4.2	-
Field goals-att	732-1802	679-1741
Field goal pct	.406	.390
3 point fg-att	264-773	172-581
3-point FG pct	.342	.296
3-pt FG made per game	8.5	5.5
Free throws-att	348-487	416-561
Free throw pct	.715	.742
F-Throws made per game	11.2	13.4
Rebounds	1046	1173
Rebounds per game	33.7	37.8
Rebounding margin	-4.1	-
Assists	441	395
Assists per game	14.2	12.7
Turnovers	539	635
Turnovers per game	17.4	20.5
Turnover margin	+3.1	-
Assist/turnover ratio	0.8	0.6
Steals	309	232
Steals per game	10.0	7.5
Blocks	99	98
Blocks per game	3.2	3.2
Winning streak	1	-
Home win streak	1	-
Attendance	6620	14372
Home games-Avg/Game	14-473	15-958
Neutral site-Avg/Game	-	2-1859

Team Results

Date	Opponent	Score	Att.
11/05/2019	at Kentucky	L 44-67	3575
11/07/2019	at Indiana	L 52-75	2831
11/11/2019	Frostburg St.	W 94-40	412
11/16/2019	at Towson	L 57-73	412
11/20/2019	UMBC	W 71-61	422
11/26/2019	at Radford	W 75-58	769
12/06/2019	Loyola Maryland	W 81-75	506
12/08/2019	Lehigh	L 65-66	232
12/14/2019	at UMES	L 76-78	224
12/19/2019	vs Hampton	L 60-68	1795
12/20/2019	vs Richmond	W 75-67	1923
12/21/2019	at Old Dominion	L 34-85	1885
01/02/2020	Wagner	W 78-63	162
01/04/2020	LIU	W 75-57	702
01/11/2020	at Bryant	W 76-70	1151
01/13/2020	at Merrimack	L 55-76	211
01/18/2020	Central Conn. St.	W 72-64	450
01/20/2020	St. Francis Brooklyn	W 69-60	350
01/25/2020	Bryant	L 67-72	725
02/01/2020	at Fairleigh Dickinson	W 69-61	362
02/03/2020	at Sacred Heart	W 67-58	571
02/08/2020	at St. Francis Brooklyn	W 67-62	312
02/10/2020	at LIU	W 77-57	111
02/15/2020	Saint Francis (PA)	W 68-44	785
02/17/2020	at Wagner	W 67-52	649
02/21/2020	at Robert Morris	W 62-59	666
02/23/2020	Merrimack	W 62-53	616
02/29/2020	at Saint Francis (PA)	W 66-55	643
03/02/2020	Robert Morris	L 52-57	462
03/05/2020	Fairleigh Dickinson	L 63-66	384
03/09/2020	LIU	W 80-47	412





2020-2021 SEASON STATS



2020-21 Mount St. Mary's Women's Basketball Combined Team Statistics All games

Page 1/1
as of Mar 12, 2021

Game Records

Record	Overall	Home	Away	Neutral
ALL GAMES	16-6	10-1	6-5	0-0
CONFERENCE	14-4	8-1	6-3	0-0
NON-CONFERENCE	2-2	2-0	0-2	0-0

Score by Periods

Team	1st	2nd	3rd	4th	OT	TOT
Mount St. Mary's	422	435	383	351	14	1605
Opponents	337	371	303	314	19	1344

Team Box Score

No.	Player				Total		3-Point		F-Throw		Rebounds														
		GP-GS	MIN	AVG	FG-FGA	FG%	3FG-FGA	3FG%	FT-FTA	FT%	OFF	DEF	TOT	AVG	PF	DQ	A	TO	BLK	STL	PTS	AVG			
3	BRESEE, Kendall	22-22	708:46	32.2	98-256	.383	28-82	.341	90-115	.783	39	150	189	8.6	51	3	90	71	10	46	314	14.3			
25	ADDISON, Taylor	3-1	79:49	26.6	18-27	.667	1-2	.500	3-4	.750	8	9	17	5.7	2	0	5	6	0	1	40	13.3			
10	HARRISON, Michaela	21-21	617:08	29.4	91-232	.392	47-140	.336	33-39	.846	11	34	45	2.1	35	0	37	46	8	33	262	12.5			
13	TAYLOR, Aryna	22-19	639:18	29.1	90-214	.421	45-126	.357	30-34	.882	16	48	64	2.9	44	2	26	40	6	20	255	11.6			
34	LEE, Rebecca	22-22	453:09	20.6	85-179	.475	0-0	.000	37-47	.787	58	96	154	7.0	51	0	22	50	35	8	207	9.4			
11	BIRKHEAD, Bridget	22-1	472:12	21.5	55-136	.404	37-93	.398	17-19	.895	7	37	44	2.0	51	0	25	17	6	15	164	7.5			
4	SETTLE, Jatarrikah	2-2	55:56	28.0	6-16	.375	0-2	.000	2-2	1.000	2	3	5	2.5	7	2	4	2	0	3	14	7.0			
21	AGENTOWICZ, Kayla	22-22	611:50	27.8	57-121	.471	17-44	.386	12-17	.706	16	63	79	3.6	45	0	42	31	7	30	143	6.5			
14	TOMASETTI, Jessica	22-0	355:38	16.2	34-72	.472	10-25	.400	6-7	.857	13	34	47	2.1	24	0	21	16	1	19	84	3.8			
00	HUNT, Isabella	21-0	252:00	12.0	34-62	.548	0-0	.000	12-16	.750	36	39	75	3.6	41	0	21	22	5	11	80	3.8			
15	LEE, Jada	17-0	160:59	9.5	10-32	.313	1-11	.091	11-15	.733	9	13	22	1.3	17	0	11	11	1	9	32	1.9			
33	PELAIA, Isabella	12-0	43:14	3.6	3-16	.188	1-8	.125	3-4	.750	3	3	6	0.5	3	0	0	2	0	3	10	0.8			
Team											51	46	97					11							
Total		22	4450		581-1363	.426	187-533	.351	256-319	.803	269	575	844	38.4	371	7	304	325	79	198	1605	73.0			
Opponents		22	4450		486-1254	.388	110-355	.310	262-350	.749	226	542	768	34.9	337	3	272	373	87	146	1344	61.1			

Team Statistics

	MSM	OPP
Scoring	1605	1344
Points per game	73.0	61.1
Scoring margin	+11.9	-
Field goals-att	581-1363	486-1254
Field goal pct	.426	.388
3 point fg-att	187-533	110-355
3-point FG pct	.351	.310
3-pt FG made per game	8.5	5.0
Free throws-att	256-319	262-350
Free throw pct	.803	.749
F-Throws made per game	11.6	11.9
Rebounds	844	768
Rebounds per game	38.4	34.9
Rebounding margin	+3.5	-
Assists	304	272
Assists per game	13.8	12.4
Turnovers	325	373
Turnovers per game	14.8	17.0
Turnover margin	+2.2	-
Assist/turnover ratio	0.9	0.7
Steals	198	146
Steals per game	9.0	6.6
Blocks	79	87
Blocks per game	3.6	4.0
Winning streak	1	-
Home win streak	5	-
Attendance	0	0
Home games-Avg/Game	11-0	11-0
Neutral site-Avg/Game	-	0-0

Team Results

Date	Opponent	Score	Att.
11/25/2020	at James Madison	L 55-69	0
11/30/2020	at Howard	L 83-87	0
12/05/2020	UMBC	W 72-58	0
01/07/2021	St. Francis Brooklyn	W 76-68	0
01/08/2021	St. Francis Brooklyn	W 65-59	0
01/14/2021	at Sacred Heart	W 84-60	0
01/15/2021	at Sacred Heart	L 71-79	0
01/23/2021	Central Conn. St.	W 81-52	0
01/24/2021	Central Conn. St.	W 95-61	0
01/28/2021	Fairleigh Dickinson	L 54-59	0
01/29/2021	Fairleigh Dickinson	W 68-55	0
02/13/2021	at LIU	W 85-64	0
02/14/2021	at LIU	W 65-41	0
02/20/2021	Bryant	W 92-54	0
02/21/2021	Bryant	W 87-49	0
02/24/2021	at Merrimack	W 79-65	0
02/25/2021	at Merrimack	W 59-58	0
02/28/2021	Saint Francis (PA)	W 71-55	0
03/01/2021	at Saint Francis (PA)	W 56-43	0
03/04/2021	at Wagner	L 62-73	0
03/05/2021	at Wagner	Lot2 68-73	0
03/10/2021	Fairleigh Dickinson	W 77-62	0





2020-2021 CONFERENCE STATS



2020-21 Mount St. Mary's Women's Basketball Combined Team Statistics In Conference games

Page 1/1
as of Mar 12, 2021

Game Records

Record	Overall	Home	Away	Neutral
ALL GAMES	14-4	8-1	6-3	0-0
CONFERENCE	14-4	8-1	6-3	0-0
NON-CONFERENCE	0-0	0-0	0-0	0-0

Score by Periods

Team	1st	2nd	3rd	4th	OT	TOT
Mount St. Mary's	335	344	322	303	14	1318
Opponents	248	277	264	260	19	1068

Team Box Score

No. Player					Total		3-Point		F-Throw		Rebounds														
		GP-GS	MIN	AVG	FG-FGA	FG%	3FG-FGA	3FG%	FT-FTA	FT%	OFF	DEF	TOT	AVG	PF	DQ	A	TO	BLK	STL	PTS	AVG			
3	BRESEE, Kendall	18-18	590:23	32.8	86-215	.400	22-62	.355	78-100	.780	30	137	167	9.3	36	2	79	62	9	40	272	15.1			
10	HARRISON, Michaela	18-18	537:15	29.8	84-200	.420	45-119	.378	27-33	.818	9	30	39	2.2	30	0	29	42	8	28	240	13.3			
13	TAYLOR, Aryna	18-17	521:27	29.0	74-177	.418	36-101	.356	22-26	.846	12	38	50	2.8	33	1	22	31	4	16	206	11.4			
34	LEE, Rebecca	18-18	373:22	20.7	68-136	.500	0-0	.000	29-38	.763	38	82	120	6.7	40	0	16	37	32	7	165	9.2			
11	BIRKHEAD, Bridget	18-1	381:24	21.2	44-105	.419	29-67	.433	13-15	.867	5	29	34	1.9	41	0	19	13	6	12	130	7.2			
21	AGENTOWICZ, Kayla	18-18	502:30	27.9	49-98	.500	13-31	.419	8-11	.727	14	50	64	3.6	35	0	34	24	6	25	119	6.6			
14	TOMASETTI, Jessica	18-0	317:29	17.6	31-64	.484	8-21	.381	6-7	.857	12	31	43	2.4	20	0	21	16	1	19	76	4.2			
00	HUNT, Isabella	18-0	229:39	12.8	28-55	.509	0-0	.000	12-16	.750	34	36	70	3.9	36	0	19	22	5	11	68	3.8			
15	LEE, Jada	16-0	154:17	9.6	10-29	.345	1-10	.100	11-15	.733	7	13	20	1.3	17	0	11	11	1	9	32	2.0			
33	PELAIA, Isabella	10-0	42:14	4.2	3-15	.200	1-7	.143	3-4	.750	3	3	6	0.6	3	0	0	2	0	3	10	1.0			
Team											43	38	81					11							
Total		18	3650		477-1094	.436	155-418	.371	209-265	.789	207	487	694	38.6	291	3	250	271	72	170	1318	73.2			
Opponents		18	3650		384-1022	.376	94-297	.316	206-275	.749	177	437	614	34.1	277	2	233	306	62	121	1068	59.3			

Team Statistics

	MSM	OPP
Scoring	1318	1068
Points per game	73.2	59.3
Scoring margin	+13.9	-
Field goals-att	477-1094	384-1022
Field goal pct	.436	.376
3 point fg-att	155-418	94-297
3-point FG pct	.371	.316
3-pt FG made per game	8.6	5.2
Free throws-att	209-265	206-275
Free throw pct	.789	.749
F-Throws made per game	11.6	11.4
Rebounds	694	614
Rebounds per game	38.6	34.1
Rebounding margin	+4.4	-
Assists	250	233
Assists per game	13.9	12.9
Turnovers	271	306
Turnovers per game	15.1	17.0
Turnover margin	+1.9	-
Assist/turnover ratio	0.9	0.8
Steals	170	121
Steals per game	9.4	6.7
Blocks	72	62
Blocks per game	4.0	3.4
Winning streak	0	-
Home win streak	4	-
Attendance	0	0
Home games-Avg/Game	9-0	9-0
Neutral site-Avg/Game	-	0-0

Team Results

Date	Opponent		Score	Att.
01/07/2021	St. Francis Brooklyn	W	76-68	0
01/08/2021	St. Francis Brooklyn	W	65-59	0
01/14/2021	at Sacred Heart	W	84-60	0
01/15/2021	at Sacred Heart	L	71-79	0
01/23/2021	Central Conn. St.	W	81-52	0
01/24/2021	Central Conn. St.	W	95-61	0
01/28/2021	Fairleigh Dickinson	L	54-59	0
01/29/2021	Fairleigh Dickinson	W	68-55	0
02/13/2021	at LIU	W	85-64	0
02/14/2021	at LIU	W	65-41	0
02/20/2021	Bryant	W	92-54	0
02/21/2021	Bryant	W	87-49	0
02/24/2021	at Merrimack	W	79-65	0
02/25/2021	at Merrimack	W	59-58	0
02/28/2021	Saint Francis (PA)	W	71-55	0
03/01/2021	at Saint Francis (PA)	W	56-43	0
03/04/2021	at Wagner	L	62-73	0
03/05/2021	at Wagner	Lot2	68-73	0

