

2020-21 WAGNER COLLEGE WOMEN'S BASKETBALL GAME NOTES



One Campus Road | Staten Island, NY 10301
(718) 390-3215 | Fax: (718) 390-3347
WBB Contact: Brian D. Morales (brian.morales@wagner.edu)



|| SCHEDULE ||

Overall: 13-5 NEC: 12-4 Streak: Won, 5
Home: 8-2 Away: 5-3 Neutral: 0-0

DATE	OPPONENT	MEDIA	TIME/RESULT
DECEMBER (0-1: 0-0 NEC)			
D.11	@ Seton Hall	Pirate Sports Network	Lost, 96-53
JANUARY (5-1: 5-1 NEC)			
J.7	@ Sacred Heart	ESPN+	WON, 67-62
J.8	@ Sacred Heart	NEC Front Row	Lost, 58-50
J.14	@ LIU	NEC Front Row	WON, 57-50
J.15	@ LIU	NEC Front Row	WON, 49-35
J.29	@ Merrimack*	NEC Front Row	WON, 56-43
J.30	@ Merrimack*	NEC Front Row	WON, 74-68 (OT)
FEBRUARY (4-2: 4-2 NEC)			
F.4	ST. FRANCIS BROOKLYN*	NEC FRONT ROW	WON, 62-51
F.5	ST. FRANCIS BROOKLYN*	NEC FRONT ROW	WON, 62-58
F.13	@ Fairleigh Dickinson*	NEC Front Row	Lost, 50-48
F.15	FAIRLEIGH DICKINSON*	NEC FRONT ROW	LOST, 71-46
F.18	@ Saint Francis U*	NEC Front Row	Cancelled
F.19	@ Saint Francis U*	NEC Front Row	Cancelled
F.24	BRYANT*	NEC FRONT ROW	WON, 72-64
F.25	BRYANT*	NEC FRONT ROW	Lost, 49-43
F.28	CENTRAL CONNECTICUT*	NEC FRONT ROW	WON, 68-58
MARCH (4-0: 3-0 NEC)			
M.1	CENTRAL CONNECTICUT*	NEC FRONT ROW	WON, 65-57
M.4	MOUNT ST. MARY'S*	NEC FRONT ROW	WON, 73-63
M.5	MOUNT ST. MARY'S*	NEC FRONT ROW	WON, 73-68 (2OT)
M.10	#3 SAINT FRANCIS U.S	NEC FRONT ROW (ESPN3)	WON, 70-57
M.14	@ #1 Mount St. Mary's S	ESPN ESPN3	2:00 PM

HOME GAMES IN BOLDFACE CAPS

* All home games will be played without spectators*

* - indicates Northeast Conference game |

S - indicates Northeast Conference Semifinals (at Spiro Sports Center)

/ - indicates Ranking

All times adjusted to Eastern Time Zone (ET)

#2 WAGNER COLLEGE Seahawks

Last Game: 3/5/21 | vs. Mount St. Mary's | Won, 73-68 (2ot)
Head Coach (Years): Heather Jacobs (Fifth Season)
Career Record (Conf. Record): 190-197 (128-128)
Record at Wagner (NEC Record): 42-93 (33-55)
Jacobs All-Time Against Saint Francis U: 2-6

2020-21 Record: 12-5
Northeast Conf Record: 12-4

Points Leader: Emilija Krista Grava (15.1 ppg)
Rebounds Leader: Emilija Krista Grava (5.8 rpg)
Assists Leader: Zhaneia Thybulle (5.0 apg)
Steals Leader: Khaleah Edwards (1.8 spg)
Blocks Leader: Kem Nwabudu (0.9 bpg)

#1 MOUNT ST. MARY'S Mountaineers

Last Game: 3/10/21 | vs. #4 Fairleigh Dickinson | Won, 77-62
Head Coach: Maria Marchesano
Career Record: 139-110
Record at Mount St. Mary's: 60-53
Record Against Wagner: 5-4

2020-21 Record: 16-6
Northeast Conf Record: 14-4






Points Leader: Kendall Bressee (14.5 ppg)
Rebounds Leader: Kendall Bressee (9.0 rpg)
Assists Leader: Kendall Bressee (4.1 apg)
Steals Leader: Kendall Bressee (2.3 spg)
Blocks Leader: Rebecca Lee (1.5 bpg)

TV || ESPN || STREAM ||| ESPN3 ||
Roy Philpott (Play-by-Play) & Brooke Weisbrod (Analyst)
ONLINE | Link to live stats available at wagnerathletics.com

OPENING TIP...

- It's Championship Sunday! The No. 2 seed, Wagner College Seahawks, are looking for the program's second Northeast Conference (NEC) title as they take on the top-seed, the Mount St. Mary's Mountaineers from Knott Arena in a nationally televised game on ESPN.
- Wagner is back in the finals for the first time since the 1999-00 season, where they dropped a 74-60 decision to the top-seed, Saint Francis U in Trenton, NJ.
- The lone league championship for the Green & White came back during the 1988-89 season, where the Seahawks, who were a No. 1 seed, bested the No. 2 seed, Robert Morris, 66-60.
- The Seahawks are looking to be the first No. 2 seed to win the NEC title since 2008 when Robert Morris defeated Long Island, 86-75.
- Mount St. Mary's is vying for its fourth league championship and first since 1995, where they defeated the No. 2 seed, Saint Francis U, 80-61, at Knott Arena.

// WAGNER PROJECTED STARTING LINEUP //

#2 ZHANEIA THYBULLE	#10 ALAYSHIA DAILEY	#22 KHALEAH EDWARDS	#24 EMILIJIA KRISTA GRAVA	#15 KEM NWABUDU
GUARD	GUARD	GUARD/FORWARD	FORWARD	FORWARD
				
POINTS	POINTS	POINTS	POINTS	POINTS
6.1	4.6	10.7	14.3	9.9
REBOUNDS	REBOUNDS	REBOUNDS	REBOUNDS	REBOUNDS
3.4	2.7	4.2	5.6	5.6
ASSISTS	ASSISTS	ASSISTS	ASSISTS	ASSISTS
4.9	2.3	1.3	0.9	0.9
BLOCKS	BLOCKS	BLOCKS	BLOCKS	BLOCKS
---	0.3	0.3	0.6	0.9
STEALS	STEALS	STEALS	STEALS	STEALS
1.4	0.9	1.8	0.9	1.1
MINUTES	MINUTES	MINUTES	MINUTES	MINUTES
28.9	26.5	31.1	30.9	25.5

// SEAHAWKS OFF THE BENCH //

No	Pos	Name(Yr/Ht/Hometown)	GP-GS	PPG	RPG	APG	BPG	SPG	MPG	NOTES
0	G	Alex Cowan (So., 5-6, Bowie, MD) #	29-25	8.4	3.0	2.7	---	0.8	29.4	NEC Rookie of the Week (11/11/19)
3	G	Raven Pitt (Jr., 5-7, Queens, NY)	15-5	1.3	1.1	0.1	---	0.1	7.9	Earned first career start at Seton Hall (12/11/20)
4	G	Amanda Pollard (R-Jr., 5-19, Champlin, MN)	14-0	2.1	1.4	0.1	---	0.2	11.9	Scored a season-high 11 points at Merrimack (1/30/21)
5	G	Joellen How (R-Sr., 5-10, Opunake, New Zealand) #	8-2	0.4	0.9	0.5	---	0.4	7.3	Recorded two assists against #4/5 Maryland (11/5/19)
11	F	Ciara Brannon (Fr., 6-1, Westampton, NJ)	6-0	0.5	0.2	---	---	0.2	2.3	Scored first career FG at the 9:19 mark of the fourth qtr at Seton Hall
13	G	Marisa Sanchez-Henry (Fr., 5-6, Ellicott City, MD)	17-0	4.4	1.4	1.9	---	0.8	13.3	Netted a career-high 13 points in the NEC Semifinals vs. SFU (3/10)
21	G	Drayah Heyward (So., 5-7, Newark, NJ)	17-0	2.6	1.6	0.4	0.1	0.3	7.2	Scored a season-high nine points against Central Connecticut (2/28/21)
23	G/F	LaNiya Miller (R-So., 5-10, Piscataway, NJ)	13-0	3.7	1.7	0.8	0.2	0.3	11.8	Matched a career-high with nine points vs. Central Connecticut (2/28/21)
44	G	Kate Tokuhara (Gr., 5-10, Lawndale, CA)	18-2	3.7	3.2	1.4	0.6	1.3	19.3	Tied a career-best 12 points in the NEC Semifinals against SFU (3/10)
55	F	Katrice Jackson (So., 6-0, Irmo, SC) #	30-0	1.8	1.7	0.3	0.2	0.4	9.4	One of two Seahawks to see action in all 30 games last year

- 2019-20 stats



GAME 19 || 2020-21 NEC CHAMPIONSHIP | #1 MOUNT ST. MARY'S || MAR. 14, 2021



2020-21 WAGNER COLLEGE WOMEN'S BASKETBALL GAME NOTES



// QUICK FACTS //

GENERAL INFORMATION

Name	Wagner College
Location	Staten Island, NY 10301
Founded	1883
Enrollment	2,100
Colors	Green & White
Nickname	Seahawks
Affiliation	NCAA Division 1
Conference	Northeast
Arena	Spiro Sports Center (2,100)
President	Dr. Joel W. Martin
Director of Athletics	Walt Hameline
Website	wagnerathletics.com
Athletic Department Phone	(718) 390-3433
Press Row Phone	(718) 420-4433
Women's Basketball Office Phone	(718) 390-3185

COACHING STAFF

Head Coach	Heather Jacobs, fifth season
Alma Mater	Franklin Pierce, 2006
Record at Wagner	43-93 (.316)
Conf. Record at Wagner	33-55 (.375)
Career Record	191-197 (.492)
Career Conf. Record	128-128 (.500)
Assistant Coach	Terrell Coburn, fifth season
Alma Mater	Central Arkansas, 2010
Assistant Coach	Sade Jackson, second season
Alma Mater	Adelphi, 2014
Assistant Coach	Hannah Howard, first season
Alma Mater	Gustavus Adolphus College, 2017
Director of Operations	Olamide Aborowa, second season
Alma Mater	University of Texas, 2019
Sports Performance Grad Assistant	Gianna Solomon
Athletic Trainer	Zachary Fried

TEAM INFORMATION

2019-20 Record	10-20
2019-20 Conf Record	6-12
2019-20 Non-Conf Record	4-8
NECFinish	9th
Home Record Conf. Rec	8-6 4-5
Road Record Conf. Rec	2-14 2-7
Neutral Site Record	0-0
Postseason	No. 8 seed in 2020 NEC Tournament
Starters Returning/Lost	4/1
Letterwiners Returning/Lost	10/4
Newcomers	5
First Year of Basketball	1970-71 (Record: 7-5)
First Year at Division I Level	1976-1977 (Record: 4-16)
First Year in Northeast Conference	1986-1987 (13-14 10-6 NEC)
Overall Record	553-758 (.422)
Overall Division I Record	496-729 (.405)
Overall Northeast Conf. Record	258-358 (.419)
Overall Record vs. Current NEC	255-308 (.453)
Overall ECAC Metro Conf. Record	57-29 (.663)
NCAA Tournament Appearance	None
Last NCAA Appearance	None
WNIT Tournament Appearance	None
Last WNIT Appearance	None

// 2020-21 WOMEN'S BASKETBALL ROSTER //

NUMERICAL

No.	Name	YR	HT	POS	Hometown	High School/Previous School
0	Alex Cowan	So.	5-6	G	Bowie, MD	St. John's College High School
2	Zhaneia Thybulle	Jr.	5-7	G	Elmont, NY	Elmont Memorial/UNC Wilmington
3	Raven Pitt	Jr.	5-7	G	Queens, NY	St. Joseph's
4	Amanda Pollard	r-Jr.	5-9	G	Champlin, MN	Champlin Park
5	Joellen How	r-Sr.	5-10	G	Opunake, New Zealand	New Plymouth
10	Alayshia Dailey	Sr.	5-8	G	Severn, MD	Old Mill
11	Ciara Brannon	Fr.	6-1	F	Westampton, NJ	Westampton Tech
13	Marisa Sanchez-Henry	Fr.	5-6	G	Ellicott City, MD	Howard High School
15	Kem Nwabudu	Jr.	5-11	F	Elmont, NY	Elmont Memorial/Winthrop
21	Drayah Heyward	So.	5-7	G	Newark, NJ	Newark Arts HS
22	Khaleah Edwards	Sr.	5-8	G/F	London, England	City of London Academy
23	LaNiya Miller	r-So.	5-10	G/F	Piscataway, NJ	Piscataway HS/Stony Brook
24	Emilija Krista Grava	Jr.	6-0	F	Ligatne, Latvia	Liepajas Papirisk SSS
44	Kate Tokuhara	Gr.	5-10	G	Lawndale, CA	Bishop Alemany HS/CSU Bakersfield
55	Katrice Jackson	So.	6-0	F	Irmo, SC	Dutch Fork
***	Emily Mitchell	***	***	**	TEAM IMPACT	***

ALPHABETICAL

No.	Name	YR	HT	POS	Hometown	High School/Previous School
11	Ciara Brannon	Fr.	6-1	F	Westampton, NJ	Westampton Tech
0	Alex Cowan	So.	5-6	G	Bowie, MD	St. John's College High School
10	Alayshia Dailey	Sr.	5-8	G	Severn, MD	Old Mill
22	Khaleah Edwards	Sr.	5-8	G/F	London, England	City of London Academy
24	Emilija Krista Grava	Jr.	6-0	F	Ligatne, Latvia	Liepajas Papirisk SSS
21	Drayah Heyward	So.	5-7	G	Newark, NJ	Newark Arts HS
5	Joellen How	r-Sr.	5-10	G	Opunake, New Zealand	New Plymouth
55	Katrice Jackson	So.	6-0	F	Irmo, SC	Dutch Fork
23	LaNiya Miller	r-So.	5-10	G/F	Piscataway, NJ	Piscataway HS/Stony Brook
15	Kem Nwabudu	Jr.	5-11	F	Elmont, NY	Elmont Memorial/Winthrop
3	Raven Pitt	Jr.	5-7	G	Queens, NY	St. Joseph's
4	Amanda Pollard	r-Jr.	5-9	G	Champlin, MN	Champlin Park
13	Marisa Sanchez-Henry	Fr.	5-6	G	Ellicott City, MD	Howard High School
2	Zhaneia Thybulle	Jr.	5-7	G	Elmont, NY	Elmont Memorial/UNC Wilmington
44	Kate Tokuhara	Gr.	5-10	G	Lawndale, CA	Bishop Alemany HS/CSU Bakersfield
***	Emily Mitchell	***	***	**	TEAM IMPACT	***

Head Coach:	Heather Jacobs (Franklin Pierce, 2006), Fifth Season
Assistant Coach:	Terrell Coburn (Central Arkansas, 2010), Fifth Season
Assistant Coach:	Sade Jackson (Adelphi, 2014), Second Season
Assistant Coach:	Hannah Howard (Gustavus Adolphus College, 2017), First Season
Director of Operations:	Mide Aborowa (Texas, 2019), Second Season
Sports Performance Grad Assistant:	Gianna Solomon
Athletic Trainer:	Zachary Fried

PRONUNCIATION GUIDE

MIDE ABOROWA	me-day	ah-bore-oh-uh
ALAYSHIA Dailey	uh-lay-shuh	
KHALEAH Edwards	kuh-lee-uh	
EMILIJA Krista Grava	uh-meal-lee-ah	
DRAYAH Heyward	dray-ah	
KATRICE Jackson	kuh-trece	
LaNIYA Miller	luh-ni-uh	
Kem NWABUDU	wa-boo-do	
ZHANEIA THYBULLE	zuh-nay-uh thigh-bull	
Kate TOKUHARA	toe-koo-ha-ra	

// BY CLASS //

Graduates (1): Kate Tokuhara
Seniors (3): Alayshia Dailey, Khaleah Edwards, Joellen How
Juniors (5): Zhaneia Thybulle, Raven Pitt, Kem Nwabudu, Emilija Krista Grava, Amanda Pollard
Sophomores (4): Alex Cowan, Drayah Heyward, Katrice Jackson, LaNiya Miller
Freshman (2): Ciara Brannon, Marisa Sanchez-Henry

// BY STATE | COUNTRY //

California (1): Kate Tokuhara
England (1): Khaleah Edwards
Latvia (1): Emilija Krista Grava
Maryland (3): Alex Cowan, Alayshia Dailey, Marisa Sanchez-Henry
Minnesota (1): Amanda Pollard
New Jersey (3): Ciara Brannon, Drayah Heyward
New York (3): Kem Nwabudu, Raven Pitt, Zhaneia Thybulle
New Zealand (1): Joellen How
South Carolina (1): Katrice Jackson

// BY POSITION //

Forwards (4): Ciara Brannon, Emilija Krista Grava, Katrice Jackson, Kem Nwabudu
Guards (9): Alex Cowan, Alayshia Dailey, Drayah Heyward, Joellen How, Raven Pitt, Amanda Pollard, Marisa Sanchez-Henry, Zhaneia Thybulle, Kate Tokuhara
Combo(2): Khaleah Edwards, LaNiya Miller




2020-21 TV/RADIO ROSTER



ALEX COWAN
G • 5-6 • SO.
BOWIE, MD

0



ZHANEIA THYBULLE
G • 5-7 • JR.
ELMONT, NY

2



RAVEN PITT
G • 5-7 • JR.
QUEENS, NY

3



AMANDA POLLARD
G • 5-9 • R-JR.
CHAMPLIN, MN

4



JOELLEN HOW
G • 5-10 • R-SR.
OPUNAKE, NEW ZEALAND

5



ALAYSHIA DAILEY
G • 5-8 • SR.
SEVERN, MD

10



CIARA BRANNON
F • 6-1 • FR.
WESTAMPTON, NJ

11



MARISA SANCHEZ-HENRY
G • 5-6 • FR.
ELLCOT CITY, MD

13



KEM NWABUDU
F • 5-11 • JR.
ELMONT, NY

15



DRAYAH HEYWARD
G • 5-7 • SO.
NEWARK, NJ

21



KHALEAH EDWARDS
G/F • 5-8 • SR.
LONDON, ENGLAND

22




LANIYA MILLER
G/F • 5-10 • R-SO.
PISCATAWAY, NJ

23



EMILIJA KRISTA GRAVA
F • 6-0 • JR.
LIGATNE, LATVIA

24



KATE TOKUHARA
G • 5-10 • R-SR.
LAWDALE, CA

44



KATRICE JACKSON
F • 6-0 • SO.
IRMO, SC

55



HEATHER JACOBS
HEAD COACH



TERRELL COBURN
ASSISTANT COACH



SADE JACKSON
ASSISTANT COACH



HANNAH HOWARD
ASSISTANT COACH



MIDE ABOROWA
DIRECTOR OF OPERATIONS.



EMILY MITCHELL
TEAM IMPACT



ZACHARY FRIED
ATHLETIC TRAINER



GIANNA SOLOMON
SPORTS PERFORMANCE



BRIAN MORALES
DIRECTOR OF MEDIA RELATIONS



2020-21 WAGNER COLLEGE WOMEN'S BASKETBALL GAME NOTES



// NEC PLAYER OF THE WEEK //

DATE	PLAYER	TEAM
11/30/20	Brooke Bjelko	Bryant
12/7/20	Brooke Bjelko	Bryant
12/14/20	Brooke Bjelko	Bryant
12/23/20	Ally Lassen	St. Francis Brooklyn
1/11/21	Kendall Bresee	Mount St. Mary's
1/18/21	Karson Swogger	Saint Francis U
1/26/21	Maria Roters	Fairleigh Dickinson
2/1/21	Kendall Bresee	Mount St. Mary's
2/8/21	Emilija Krista Grava	WAGNER
2/16/21	Madison Stanley	Fairleigh Dickinson
2/22/21	Michaela Harrison	Mount St. Mary's
3/3/21	Kendall Bresee	Mount St. Mary's
3/8/21	Emilija Krista Grava	WAGNER

// NEC ROOKIE OF THE WEEK //

DATE	PLAYER	TEAM
11/30/20	Shannon O'Connor	Bryant
12/7/20	Chloe Wilson	Fairleigh Dickinson
12/14/20	Chloe Wilson	Fairleigh Dickinson
12/23/20	Fruzsina Horvath	St. Francis Brooklyn
1/11/21	Kelsey Wood	Sacred Heart
1/18/21	Jessica Tomasetti	Mount St. Mary's
1/26/21	Isabella Hunt	Mount St. Mary's
2/1/21	Kelsey Wood	Sacred Heart
2/8/21	Kaitlyn Maxwell	Saint Francis U
2/16/21	Fruzsina Horvath	St. Francis Brooklyn
2/22/21	Jessica Tomasetti	Mount St. Mary's
3/3/21	Devyn Scott	Fairleigh Dickinson
3/8/21	Kelsey Wood	Sacred Heart



// MATCHUP NOTES //

Overall:	Mount St. Mary's leads 47-19
Home Games:	11-21
Last: March 5, 2021 Mount 68, Wagner 73 (2ot)	
Away Games:	7-26
Last: January 2, 2020 Wagner 63, Mount St. Mary's 78	
Neutral Sites:	1-0
Last: March 4, 2000 Wagner 61, Mount St. Mary's 57	
Current Streak:	Wagner, Won 2
Longest WC Win Streak:	3 (2x), last (Feb. 4, 2010 to Feb. 12, 2011)
Longest MOUNT Win Streak:	13 (Feb. 14, 2011 to Jan. 27, 2018)

// TEAM COMPARISON //



13-5	Record	16-6
12-4	Conf. Rec	14-4
60.4	PPG	73.0
+1.8	Scoring Margin	+11.9
.415	FG%	.426
.318	3PT FG%	.351
4.3	3PT FG Made	8.5
.681	FT%	.803
33.9	RPG	38.4
-2.9	Rebound Margin	+3.5
14.4	APG	13.8
17.7	Turnovers	14.8
+2.2	Turnover Margin	+2.2
8.8	Steals	9.0
2.9	Blocks	3.6

// STAT LEADERS //



Emilija Krista Grava (14.3)	Points	Kendall Bresee (14.3)
Emilija Krista Grava (5.6)	Rebounds	Kendall Bresee (8.6)
Zhaneia Thybulle (4.9)	Assists	Kendall Bresee (4.1)
Khaleah Edwards (1.8)	Steals	Kendall Bresee (2.1)
Kem Nwabudu (0.9)	Blocks	Rebecca Lee (1.6)
Emilija Krista Grava (31.1)	Minutes	Kendall Bresee (32.1)
Emilija Krista Grava (46.6)	FG%	Isabella Hunt (54.8)
Khaleah Edwards (32.9)	3PT%	Jessica Tomasetti (40.0)
Emilija Krista Grava (75.6)	FT%	Aryna Taylor (88.2)

LAST TEN MEETINGS...

Date	Location	Result
3/5/21	@Wagner	Won, 73-68 (2ot)
3/4/21	@Wagner	Won, 73-62
2/17/20	@Wagner	Lost, 67-52
1/2/20	@Mount	Lost, 78-63
2/18/19	@Mount	Lost, 81-66
1/19/19	@Wagner	Won, 92-76
2/24/18	@Wagner	Won, 69-68
1/27/18	@Mount	Lost, 79-56
2/20/17	@Wagner	Lost, 70-59
12/31/16	@Mount	Lost, 66-47
2/8/16	@Wagner	Lost, 59-50

// NEC PRESEASON PREDICTIONS //

1. Mount St. Mary's
2. Sacred Heart
3. Saint Francis U
4. Fairleigh Dickinson
5. LIU
6. **WAGNER**
7. Merrimack
8. Bryant
9. St. Francis Brooklyn
10. Central Connecticut

Preseason All-NEC Team

1. Nevena Dimitrijevic (St. Francis Brooklyn)
2. Adrienne Hagood (Sacred Heart)
3. Michaela Harrison (Mount St. Mary's)
4. **EMILIA KRISTA GRAVA (WAGNER)**
5. Brandy Thomas (LIU)

// NEC STANDINGS//AS OF 3/10/21

School	Conf.	%	Overall	%	Streak
Mount St. Mary's**	14-4	.778	16-6	.727	W1
WAGNER*	12-4	.750	13-5	.722	W5
Saint Francis U*	12-4	.750	14-9	.609	L1
Fairleigh Dickinson*	12-6	.667	16-8	.667	L1
Sacred Heart	8-8	.500	8-10	.444	L5
LIU	7-11	.389	7-11	.389	W4
Merrimack	5-10	.333	5-10	.333	W2
Bryant	5-12	.294	7-14	.333	L4
St. Francis Brooklyn	4-10	.286	4-10	.286	W1
Central Connecticut	4-14	.222	4-14	.222	L6

* Clinched NEC Tournament Berth | ^ - Clinched NEC Regular Season Title

// SEAHAWK HONORS //

NORTHEAST CONFERENCE (NEC) FIRST TEAM

• EMILIA KRISTA GRAVA

NORTHEAST CONFERENCE (NEC) PLAYER OF THE WEEK

• EMILIA KRISTA GRAVA (FEB. 8, 2021 & MARCH 8, 2021)

MET BASKETBALL WRITERS ASSOCIATION (MBWA)

CO-PLAYER OF THE WEEK

• EMILIA KRISTA GRAVA (WEEK OF FEB. 8-15)

MET BASKETBALL WRITERS ASSOCIATION (MBWA)

HONORABLE MENTION

• EMILIA KRISTA GRAVA (JAN. 11-17 || MARCH 1-7)

NORTHEAST CONFERENCE (NEC) PRIME PERFORMER

• EMILIA KRISTA GRAVA (WEEK 6, WEEK 9, WEEK 12, WEEK 13)

• KHALEAH EDWARDS (WEEK 8, WEEK 9, WEEK 13)

• KEM NWABUDU (WEEK 5)



2020-21 WAGNER COLLEGE WOMEN'S BASKETBALL GAME NOTES



// NEWS & NOTES //

SERIES BREAKDOWN AGAINST THE MOUNTAINEERS...

- All-time, Mount St. Mary's leads the head-to-head series, 47-19.
- This season, Wagner swept the two-game matchup at the Spiro Sports Center, which propelled the Seahawks into the No. 2 seed in this year's tournament.
- In NEC Tournament play, this will be just the fourth time these two programs have met.
- The last time Wagner and Mount St. Mary's squared off in the NEC Tournament was back in 2013-2014, when the Mountaineers, the No. 2 seed, defeated the No. 7 seed, Wagner, 75-66 in the quarterfinals.
- Wagner is looking to halt an 11-game losing streak in Emmitsburg, MD, as the last time the Seahawks were victorious at Knott Arena came on February 4, 2010, a 64-63 win.

SCOUTING MOUNT ST. MARY'S...

- The Mountaineers clinched its first regular-season title since 2000-01 when they defeated the Saint Francis U Red Flash, 56-43, at DeGol Arena back on March 1st.
- It marked the tenth regular-season trophy in the program's history.
- Mount St. Mary's took three of the five major NEC awards this season, as Kendall Bresee was named the league's Player and Defensive Player of the Year.
- Bresee finished the regular season among the conference's top-four leaders in scoring average (fourth), rebounding (second), assists (fourth), steals (second), and double-doubles (t-first). She also ranked sixth overall in assist-to-turnover ratio (1.2).
- Mount St. Mary's head coach Maria Marchesano was named the Brenda Reilly NEC Coach of the Year.
- Marchesano's Mountaineers paced the circuit in several team statistical categories – scoring offense, scoring margin, rebounding margin, field goal percentage, free throw percentage, three-point field goal percentage, and assist-to-turnover ratio.

KRISTA GRAVA TABBED TO ALL-NEC FIRST TEAM FOR SECOND STRAIGHT SEASON...

- Junior **Emilija Krista Grava** of the Wagner women's basketball team was named to the 2020-21 All-Northeast Conference (NEC) First Team, the league announced on Monday afternoon.
- For Krista Grava, this marks the second straight year she has garnered a spot on the league's First Team. She becomes the fifth Seahawk in program history to garner multiple First Team distinctions, joining the following players:

Player	Years On NEC First-Team
Emilija Krista Grava	2019-20 2020-21
Jasmine Nwajei	2014-15 2015-16
Nia Ryan	1998-99 1999-00
Chris Anderson	1989-90 1991-92
Cynthia Quinlan	1988-89 1989-90

- The junior forward finished 2020-21 among the top-ten in the conference in scoring at 13.7 points per game while converting on 46.2 percent from the field. Additionally, she finished the season in the top-15 in rebounding, pulling down 5.9 caroms per contest. In conference-only games, Krista Grava averaged 14.9 points while hitting on 47.8 percent from the floor and shooting 75.6 percent from the free-throw line (34 of 45).
- For the season, Krista Grava scored in double-figures 14 times and notched two double-doubles, the last coming at home against Central Connecticut State (3/1/21), as she finished with 13 points and 11 rebounds.

All-Time Wagner Women's Basketball All-NEC First Team Selections

Emilija Krista Grava	2019-20, 2020-21	Sierra Clark	2017-18
Jasmine Nwajei	2014-15, 2015-16	Carrie Walker	2002-03
Meredith Kerns	2001-02	Nia Ryan	1998-99, 1999-00
Susan Moffat	1997-98	Amanda Young	1996-97
Jenny Frazier	1994-95	Chris Anderson	1989-90, 1991-92
Stacey Morris	1990-91	Sherry Morris	1990-91
Cynthia Quinlan	1988-89, 1989-90		

// SEAHAWKS IN THE NCAA STATS //

TEAM

CATEGORY	NCAA (rank)	NEC (rank)	Value
Assist Turnover Ratio	161	3	0.82
Assists	191	4	260
Assists Per Game	84	1	14.4
Blocked Shots	219	8	53
Blocked Shots Per Game	178	7	2.9
Defensive Rebounds Per Game	---	---	---
Fewest Fouls	88	4	318
Fewest Turnovers	132	5	319
FG Percentage	113	3	4
FG Percentage Defense	75	1	37.9
Free Throw Attempts	293	8	251
Free Throws Made	290	8	171
Free-Throw Percentage	208	5	68.1
Offensive Rebounds Per Game	---	---	---
Personal Fouls Per Game	226	8	17.7
Rebound Margin	258	8	-3.1
Rebounds	288	8	611
Rebounds Per Game	289	9	33.94
Scoring Defense	47	2	58.7
Scoring Margin	148	2	1.7
Scoring Offense	252	6	60.4
Steals	184	5	158
Steals Per Game	77	4	8.8
3-Point FG Defense	79	2	29.1
3-Point Field Goals Attempted	---	---	---
3-Point FG Made	295	9	77
3-Point FG Per Game	294	9	4.3
3-Point FG Percentage	140	5	31.8
Turnover Margin	81	2	2.22
Turnovers Forced	21	1	19.94
Turnovers Per Game	270	8	17.7
Won-Lost Percentage	59	2	72.2

INDIVIDUAL

PLAYER	CATEGORY	NCAA	NEC	Value
Khaleah Edwards	Steals Per Game	202	3	1.78
Emilija Krista Grava	Field-Goal Percentage	119	3	46.6
	Points Per Game	228	3	14.3
Kem Nwabudu	Blocked Shots Per Game	250	9	0.94
Zhaneia Thybulle	Assist Turnover Ratio	152	2	1.50
	Assists	136	3	84
	Assists Per Game	43	2	4.9

// WAGNER'S UPCOMING SCHEDULE //

DATE	OPPONENT	SITE	TIME	TV	WEB
3/14/21	#1 Mount St. Mary's	Emmitsburg, MD Knott Arena	2:00 PM	ESPNU	ESPN3



// NEWS & NOTES //

EKG CLOSING IN ON 1,000 CAREER POINTS...

- Entering Sunday's championship contest with Mount St. Mary's, junior forward and All-NEC First Teamer, **Emilija Krista Grava**, is approaching a career milestone, as she stands at 925 career points.
- When she eclipses the 1,000 career point mark, she will be the 25th player in program history to do so since all-time **Jasmine Nwajei** and **Jordyn Peck**, who each reach the milestone during their tenure in 2013-16

WORKING DOUBLE-TIME...

- The Seahawks closed out the 2020-21 regular season with a 73-68 double-overtime victory over the regular-season champions, Mount St. Mary's, on March 5.
- It marked the first time that Wagner has won a double-overtime game since January 30, 1999, when the Seahawks outlasted former NEC league member, Monmouth, 90-85.

SHARING THE ROCK...

- In the double-overtime victory against the Mount, the Seahawks, collectively, dished out a season-high 22 assists in the win.
- Junior guard **Zhaneia Thybulle** distributed a career-best 12 helpers in the victory.
- The 12 assists by Thybulle is a league-high for the season, while also ranking among the top-20 totals in the entire NCAA.
- The last time a Seahawk delivered 10 or more assists was back on January 19, 2019, when senior **Alayshia Dailey** handed out 11 helpers against the Mountaineers.
- Thybulle finished the regular season tied with SFBK's Nevena Dimitrijevic for the conference lead in assists at 5.0 per game.

SEAHAWKS LAST TEN GAMES...

- Wagner is 7-3 over the last ten games.
- The Seahawks are outscoring the opposition, 62.0 ppg to 59.4 (+2.6 scoring margin).
- The Green & White are a +3.5 in turnover margin, forcing 19.9 turnovers over the last ten games.
- Over the last ten games, Wagner has averaged 15.7 assists per game while holding the opposition to 10.5 helpers.
- Krista Grava and senior wing **Khaleah Edwards** are both averaging in double-figures over the last ten, led by EKG, who is pouring in 15.4 ppg and grabbing 5.8 rpg in 28.7 minutes. She is also shooting 45.9 percent from the floor and 84.4 percent from the line.
- Edwards is netting 11.0 ppg while connecting on 45.1 percent from the field and 93.3 percent from the line.

WAGNER'S LAST FIVE...

- The Seahawks are 5-0 over the last five games and are averaging 69.8 points during this span.
- Three Wagner players are tallying double-figures over this span, led by Krista Grava's 17.2 ppg.
- Edwards is next at 11.8 points per game while converting on 51.2 percent from the floor in 28.8 minutes.
- **Kem Nwabudu** rounds out the scoring trio at 10.2 ppg while hitting on 50.0 percent from the field and pulling down 5.2 rebounds.
- As a whole, Wagner is shooting 46.3 percent from the field and 43.1 percent from three-point range.
- **Thybulle** is averaging 6.8 apg over her last five.

WAGNER WIN-LOSS COMPARISON...

Wins (13)		Loss (5)
65.2	PPG	48.0
+9.0	Scoring Margin	-16.8
44.1	FG %	34.4
37.3	3PT FG%	16.9
5.1	3PT FG MADE	2.2
35.7	RPG	29.4
-0.1	Rebound Margin	-10.2
16.2	APG	10.0
17.4	Turnovers	18.6
+2.8	Turnover Margin	+0.6
9.0	Steals	8.2
3.1	Blocks	2.6

- In Wagner's 13 victories this season, three players are averaging in double-figures: Krista Grava (15.5 ppg), **Khaleah Edwards** (11.4 ppg), and **Kem Nwabudu** (10.7 ppg).
- Wagner is outscoring the opposition, 65.2 ppg to 56.2 ppg (+9.0 scoring margin) and shooting 44.1 percent from the field.
- The Seahawks are forcing 20.2 turnovers in the 13 wins this season (+2.8 turnover margin).
- On-the-other-hand, in the Seahawks' five setbacks this season, Krista Grava is the lone Seahawk to tally double-figures, averaging 11.2 ppg while hitting on 41.1 percent from the field and pulling down 5.2 rebounds.
- **Khaleah Edwards** (8.8 ppg, 4.6 rpg) and **Nwabudu** (7.3 ppg and 5.8 rpg), along with **Zhaneia Thybulle** (7.0 ppg, 3.5 apg, 2.3 rpg) follow Krista Grava.

TOP TEN SEAHAWK SEASON...

- At 13-5 overall, the Seahawks produced a .722 winning percentage.
- All-time, this mark is currently the sixth-best in Wagner history.

Coach	Year	Record	PCT
Pat Bramwell	1973-74	13-0	1.000
Pat Bramwell	1974-75	12-4	.875
Gela Mikalauskas	1983-84	24-5	.828
Pat Bramwell	1972-73	11-3	.786
Gela Mikalauskas	1988-89	22-7	.759
Heather Jacobs	2020-21	13-5	.722
Gela Mikalauskas	1983-84	20-10	.667
Pam Roecker	1996-97	18-10	.643
Gela Mikalauskas	1985-86	18-10	.643
Gela Mikalauskas	1987-88	18-11	.621
Pam Roecker	1997-98	17-12	.586

HALF THE BATTLE...

- This season, Wagner is averaging 28.8 ppg in the first half of the contest, shooting 42.2 percent from the field, 33.6 percent from three-point range, and converting on 62.8 percent from the line.
- Krista Grava is leading the way, tallying 8.2 ppg in the opening 20 minutes.
- In the second half, Wagner ups its scoring production to 30.1 ppg while hitting on 40.8 percent from the field, 29.7 percent from beyond-the-arc, and hitting on 69.3 percent from the free-throw line.
- Krista Grava and Edwards are both averaging 6.0 points in the second half.

SEAHAWK TIDBITS...

- In the semifinal victory over Saint Francis U, the Seahawks shot 54.9 percent from the field (28 of 51), setting a new program NEC Tournament high.
- The previous benchmark was 50.0 percent (26 of 52), against Rider back on March 7, 1995.
- Additionally, the 28 made field goals against the Red Flash marked the fourth time in program history that Wagner has done, first since March 2, 2002, against Monmouth.
- In Wagner's season series sweep of Mount St. Mary's, the Seahawks outscored the Mountaineers, 73-65.
- Three Seahawks averaged double digits, led by Krista Grava, who poured in 25.0 ppg. Edwards chipped in 17.0 ppg while Nwabudu tallied 12.5 ppg and a team-leading 6.0 rpg.
- **Zhaneia Thybulle** averaged 9.0 apg against the Mountaineers, which included a career-best 12 helpers in the finale.
- Wagner is 12-2 this season when dishing out more assists than their opponents.
- When **Krista Grava** leads the team in scoring, Wagner is 10-3 this season.
- When **Kem Nwabudu** leads the team in rebounding, Wagner is 7-1 this year.
- Combined, Wagner is 14-3 when Krista Grava and Nwabudu lead the team in blocks.
- When Thybulle paces the team in assists, Wagner is 8-4 this season.
- When **Alayshia Dailey** leads the Seahawks in assists, the Green & White are 5-1.
- When **Kate Tokuhara** leads the team in steals, Wagner is 6-1.
- The Green & White posted eight home wins for the second straight season, finishing 2020-21 at 8-2 at the Spiro Sports Center.
- As a team, Wagner is 12-2 this year when they dish out more assists than their opponents.
- Wagner posted a 10-2 record when the opponents created more turnovers.
- Wagner is 10-1 shooting above 40.0% from the field this year.
- The Seahawks are 10-1 when hitting above the 30.0 percent mark from three-point range and 9-2 when holding opponents under 30.0 percent from long distance.
- Wagner moved to 5-0 on the year when scoring 70 or points this season.
- Wagner is 9-3 when swiping more steals than the opposition.
- The Green & White are 4-0 in March, outscoring their opponents, 70.2 to 61.0 (+9.3 scoring margin)
- Krista Grava (16.3 ppg, 5.8 rpg, 43.3% FG) leads the team in scoring following by Edwards (13.0 ppg, 3.5 rpg, 52.8% FG) and Nwabudu (11.3 ppg, 5.5 rpg, 50% FG).
- Tokuhara has chipped in 9.0 ppg while shooting a team-high 68.2 percent from the field this month in 26.5 minutes off-the-bench.
- In the final five minutes of the contest, Wagner is shooting 34.3 percent from the field while limiting the opponents to just 29.9 shooting from the floor and 13.3 percent (4-30) from long range.



// SEAHAWKS RECORD WHEN //

At Home	8-2
On Road	5-3
Neutral	0-0
Against ranked teams	0-0
In games decided by 3 pts or less	0-1
In games decided by 4-5 pts	4-0
In games decided by 6-10 pts	5-2
In games decided by 11-20 pts	4-0
In games decided by 21+ pts	0-2
Leading at half	7-0
Tied at half	3-0
Trailing at half	3-5
Wagner shoots 40% or better	10-1
Wagner shoots less than 40%	3-4
Wagner shoots same/better than opponent	0-0
Opponent shoots 40% or better	2-3
Opponent shoots less than 40%	10-2
Opponent shoots exactly 40%	1-0
Wagner out-rebounds opponent	7-0
Opponent out-rebounds Wagner	6-5
Teams tied in rebounding	0-0
Wagner shoots 70% or better on FT's	7-1
Wagner shoots exactly 70% on FT's	1-0
Wagner shoots 30% or better from 3-PT	10-1
Wagner shoots less than 30% from 3-PT	3-4
Opponent shoots 30% or better from 3-PT	3-3
Opponent shoots less than 30% from 3-PT	9-2
Opponent shoots exactly 30% from 3-PT	1-0
Wagner has more/same TO than opponent	1-1
Wagner scores 90+ points	0-0
Wagner scores 80-89 points	0-0
Wagner scores 70-79 points	5-0
Wagner scores 60-69 points	5-0
Wagner scores 50-59 points	2-2
Wagner scores less than 50 points	1-3
Opponent scores 90+ points	0-1
Opponent scores 80-89 points	0-0
Opponent scores 70-79 points	0-1
Opponent scores 60-69 points	5-0
Opponent scores 50-59 points	6-2
Opponent scores less than 50 points	2-1
On Mondays	1-1
On Tuesdays	0-0
On Wednesdays	2-0
On Thursdays	4-1
On Fridays	5-2
On Saturdays	2-1
On Sundays	1-0
In December	0-1
In January	5-1
In February	4-3
In March	4-0
In Overtime	1-0
In Double-Overtime	1-0

THE LAST TIME... (TEAM)

Wagner scored 100 points in a game:	Never
Wagner scored 100 points in an NEC game:	Never
A Wagner opponent scored 100 points	119, @ Maryland, (Lost, 119-56), Nov. 5, 2019
Wagner scored 90 or more points	90, vs. Saint Peter's, (Won, 90-89), Nov. 13, 2019
Wagner allowed 90 or more points	96, @ Seton Hall, (Lost, 96-53), Dec. 11, 2020
Wagner scored 80 or more points	87, vs. St. Francis Brooklyn (Won, 87-85), Feb. 11, 2019
Wagner allowed 80 or more points	87, @ Yale (Lost, 87-68), Dec. 31, 2019
Wagner won by 50 or more points	50, beat Columbia, 82-32, Nov. 26, 1994
Wagner won by 40 or more points	41, beat Brooklyn, 88-47, Dec. 5, 1987
Wagner won by 30 or more points	32, beat Robert Morris, 75-43, Feb. 1, 2003
Wagner won by 5 or fewer points	5, Mount St. Mary's, 73-68 (2ot), Mar. 5, 2021
Wagner lost by 50 or more points	63, Maryland, 119-56, Nov. 5, 2019
Wagner lost by 40 or more points	43, @ Seton Hall, (Lost, 96-53), Dec. 11, 2020
Wagner lost by 30 or more points	37, @ Saint Francis U, 107-70, Jan. 28, 2019
Wagner lost by 5 or fewer points	2, @ Fairleigh Dickinson, 50-58, Feb. 13, 2021
Wagner won an overtime game	Jan. 30, 2021 Wagner 74, Merrimack 68
Wagner lost an overtime game	Nov. 23, 2018 Wagner 54, Vermont 56
Wagner won a double overtime game	Mar. 5, 2021 Wagner 73, Mount St. Mary's 68
Wagner played a double overtime game lost	Nov. 24, 2018 Wagner 71, Siena 74
Wagner shot 60 percent from the field	62.0 (31-of-56) vs. Fairleigh Dickinson, Jan. 13, 1990
Wagner shot 90 percent from the free throw line	94.7 (18-of-19) @ Central Connecticut, Jan. 25, 2020
Wagner shot 100 percent from the free throw line	vs. Fairleigh Dickinson (6-of-6), Feb. 15, 2021
Wagner shot less than 40 percent from the field	38.9 (28-72) vs. Central Connecticut, Mar. 1, 2021
Wagner shot less than 50 percent from the free throw line	38.1 (8-of-21) @ LIU, Jan. 14, 2021
Opponent shot 50 percent or higher from the field	@ Seton Hall, 59.0% (36-of-61), Dec. 11, 2020
Opponent shot 90 percent from the free throw line	@ Central Connecticut (18-of-19), Jan. 25, 2020
Opponent shot 100 percent from the free throw line	Columbia (12-of-12), Dec. 8, 2009
Opponent shot less than 40 percent from the field	30.3 (23-76), Mount St. Mary's, March 5, 2021
Opponent shot less than 50 percent from the free throw line	42.9 (3-of-7), @ LIU, Jan. 15, 2021
Wagner did not make a 3-point field goal	Feb. 21, 2009 vs. Robert Morris (0-for-12)
Wagner held an opponent under 30 percent shooting	29.1 (16-of-55), @ Merrimack, Jan. 30, 2021
Wagner attempted 50 free throws	52 vs. Mount St. Mary's, Jan. 21, 2002
Wagner made 35+ free throws	38 vs. Mount St. Mary's, Jan. 21, 2002
Wagner won at home	Mar. 10, 2021 #2 Wagner 70, #3 Saint Francis U 57
Wagner won on the road	Jan. 30, 2021 Wagner 74, Merrimack 68 (ot)
Wagner won at a neutral site	Dec. 30, 2010 Wagner 69, Dartmouth 52
Wagner lost at home	Feb. 25, 2021 Wagner 43, Bryant 49
Wagner lost on the road	Feb. 13, 2021 Wagner 48, Fairleigh Dickinson 50
Wagner lost on a neutral site	Nov. 24, 2018 Wagner 71, Siena 74 (2 ot)
Won 3 games in a row	Nov. 13-Nov. 19, 2019
Won 4 games in a row	Feb. 28, 2021 - present (Mar. 5, 2021)
Won 5+ games in a row	5 games Feb. 28 to present
Lost 3 games in a row	Feb. 10 - Feb. 17, 2020
Lost 4 games in a row	Feb. 29 - Mar 9, 2020
Lost 5+ games in a row	8 games Dec. 15, 2019 - Jan. 13, 2020
Wagner defeated a ranked opponent	Dec. 29, 1988 Wagner 80, #25 Middle Tennessee St 75 (ot)
Wagner lost to a ranked opponent	Nov. 5, 2019 Wagner 56, #4/5 Maryland 119

THE LAST TIME... (PLAYER)

A player scored 50+ points	52, Jasmine Nwajeri @ St. Francis Brooklyn, Feb. 1, 201
A player scored 40+ points	45, Emilija Krista Grava vs. Saint Peter's, Nov. 13, 2019
A player scored 30-39 points	32, Emilija Krista Grava vs. Mount St. Mary's, Mar. 5, 2021
A player scored 20-29 points	21, Emilija Krista Grava vs. Central Connecticut, 2/28/21
Two players scored 20+ points/same game	(22) & Khaleah Edwards (21) @ St. Francis Brooklyn, Feb. 23, 2020
Three players scored 20+ points/same game	Emilija Krista Grava (20), Kerstie Phils (20), Tanasia Russell @ Saint Francis U, Feb. 13, 2017
Player had back-to-back 20+ point game	Emilija Krista Grava (Feb. 21 [21 pts] vs. Central Connecticut) (Feb. 23 [22 pts] @ St. Francis Brooklyn)
A player grabbed 25 or more rebounds	30, Cindy Bonforte vs. Queens, Feb. 12, 1983
A player grabbed 20 or more rebounds	20, Kerstie Phils vs. LIU, Feb. 27, 2017
A player grabbed 15 or more rebounds	15, Taylah Simmons vs. LIU, Feb. 2, 2019
Two or more players grabbed 10+ rebounds	Khaleah Edwards (12) & Emilija Krista Grava (11) vs. Saint Peter's, Nov. 13, 2019
A player had a double-double	Emilija Krista Grava (13 pts, 11 rebs) vs. CCSU 3/1/21
Two players had double-double...	Emilija Krista Grava (45 pts, 11 rebs) & Khaleah Edwards (22 pts, 12 rebs) vs. Saint Peter's, 11/13/19
A player had a double-double (Pts and Ast)	Alayshia Dailey (10 pts, 11 ast) vs. Mount St. Mary's, Jan. 19, 2019
A player had a double-double (Pts and Stl)	N/A
A player had a double-double (Pts and Blks)	Ugo Nwaigwe (12 pts, 19 rebs, 13 blocks) vs. Fairleigh Dickinson, Feb. 17, 2014
A player had a triple-double	Ugo Nwaigwe (12 pts, 19 rebs, 13 blocks) vs. Fairleigh Dickinson, Feb. 17, 2014
A player had 20 points and 20 rebounds in the same game	N/A
A player had 10 or more assists in a game	12, Zhaneia Thybulle, vs. Mount St. Mary's, March 4, 2021
A player had 5 or more steals in a game	5, Khaleah Edwards vs. Bryant, Feb. 25, 2021
A player had 5 or more blocks in a game	9, Sierra Clark vs. Robert Morris, Jan. 20, 2018
A player had 10 or more made field goals in a game	15, Emilija Krista Grava vs. Mount St. Mary's (3/5/21)
A player had 20 or more field goal attempts in a game	26, Emilija Krista Grava vs. Mount St. Mary's (3/5/21)
A player had 5 or more made three-pointers in a game	5, Khaleah Edwards @ St. Francis Brooklyn, Feb. 23, 2020
A player had 10 or more three-point field goal attempts in a game	10, Khaleah Edwards @ St. Francis Brooklyn, Feb. 23, 2020
A player had 10 or more made free throws in a game	10, Emilija Krista Grava @ Central Connecticut, Jan. 25, 2020
A player had 10 or more free throw attempts in a game	15, Sierra Clark vs. Saint Francis U, Jan. 22, 2018
An opposing player scored 30 or more points	30, Jade Johnson, St. Francis Brooklyn, Feb. 11, 2019
An opposing player grabbed 10 or more rebounds	12, Kendall Bresee, Mount St. Mary's, Mar. 5, 2021
An opposing player dishd out 10 or more assists	13, Amy O'Neill, St. Francis Brooklyn, Feb. 11, 2019
An opposing player had 5 or more steals	5, Melody Van Ness, St. Francis Brooklyn, Feb. 4, 2021
An opposing player had 5 or more blocks	5, Rebecca Lee, Mount St. Mary's, March 5, 2021
- denotes happened this season	



2020-21 WAGNER COLLEGE WOMEN'S BASKETBALL GAME NOTES



// SPECIALITY STATS (WAG/OPP) //

Game	Paint	Off To	2ndCh	FBreak	Bench
D11 @Seton Hall	30/50	12/33	11/7	2/21	9/43
J7 @Sacred Heart	30/32	25/12	2/10	3/9	26/16
J8 @Sacred Heart	24/26	16/15	2/9	13/5	23/18
J14 @LIU	24/20	19/12	16/6	10/8	12/10
J15 @LIU	22/22	16/18	4/8	3/9	19/12
J29 @Merrimack	28/26	19/10	6/2	12/7	9/22
J30 @Merrimack	28/24	24/13	8/12	10/6	17/15
F4 St. Francis Brooklyn	40/24	10/15	2/4	15/8	12/9
F5 St. Francis Brooklyn	24/28	17/19	7/11	6/8	15/8
F13 @Fairleigh Dickinson	28/30	14/4	7/10	2/0	6/15
F15 Fairleigh Dickinson	26/24	15/20	11/16	12/0	17/14
F24 Bryant	36/32	20/6	8/7	11/1	13/19
F25 Bryant	30/10	17/9	9/6	17/2	8/9
F28 Central Connecticut	30/14	26/19	4/5	11/4	27/22
M1 Central Connecticut	38/22	14/20	15/4	6/4	31/8
M4 Mount St. Mary's	28/28	20/15	5/11	2/0	15/9
M5 Mount St. Mary's	36/28	15/16	2/13	9/10	13/16
M10 #3 Saint Francis U	28/34	27/18	7/8	8/3	30/19
M14 #1 Mount St. Mary's					

// MILESTONE WATCH //

POINTS

All-Time Leader:
Total:

Emilija Krista Grava	(2018-present)
Khaleah Edwards	(2017-present)
Alayshia Dailey	(2017-present)

Jasmine Nwajei (2013-16)
2,076

Active Leaders:	
	925
	904
	514

REBOUNDS

All-Time Leader:
Total:

Khaleah Edwards	(2017-present)
Emilija Krista Grava	(2018-present)
Alayshia Dailey	(2017-present)

Mary Gormley (1977-81)
1,297

Active Leaders:	
	434
	388
	295

All-Time Leader:
Total:

Alayshia Dailey	(2017-present)
Khaleah Edwards	(2017-present)
Alex Cowan	(2019-present)

ASSISTS
Gerri McCormick (1982-86)
716

Active Leaders:	
	227
	128
	77

All-Time Leader:
Total:

Khaleah Edwards	(2017-present)
Alayshia Dailey	(2017-present)

STEALS
Maureen Coughlin (1985-89)
267

Active Leaders:	
	112
	102

All-Time Leader:
Total:

Emilija Krista Grava	(2018-present)
Khaleah Edwards	(2017-present)
Alayshia Dailey	(2017-present)

BLOCKS
Ali Ridge (2004-08)
201

Active Leaders:	
	50
	35
	21

All-Time Leader:
Total:

Khaleah Edwards	(2017-present)
Alex Cowan	(2019-present)

3-POINTERS MADE
Joy Gallagher (2002-06)
240

Active Leaders:	
	157
	33

All-Time Leader:
Total:

Emilija Krista Grava	(2018-present)
Khaleah Edwards	(2017-present)

FIELD GOALS MADE
Jasmine Nwajei (2013-16)
762

Active Leaders:	
	395
	332

ASSOCIATED PRESS TOP 25 (WEEK 16)

RK	TEAM	RECORD
1	UConn (22)	23-1
2	Stanford (5)	25-2
3	NC State (2)	20-2
4	Texas A&M	23-2
5	South Carolina	22-4
6	Baylor	21-2
7	Maryland	21-2
	Louisville	23-3
9	Indiana	18-41
10	UCLA	16-5
11	Arizona	16-5
12	Georgia	20-6
13	Michigan	14-4
14	Tennessee	16-7
15	Arkansas	19-8
16	Gonzaga	21-3
17	West Virginia	19-4
18	Kentucky	17-8
19	Rutgers	14-3
20	South Florida	15-3
21	Missouri State	20-2
22	Ohio State	13-7
23	Oregon	13-8
24	Florida Gulf Coast	23-2
25	South Dakota State	21-3

OTHERS RECEIVING VOTES: Marquette 52, Stephen F. Austin 34, Oregon State 22, Oklahoma State 15, Georgia Tech 11, Virginia Tech 10, Iowa 5, DePaul 5, UCF 2

DROPPED FROM RANKINGS: DePaul 25

COACHES' POLL TOP 25 (WEEK 15)

RK	TEAM	RECORD
1	UConn (27)	24-1
2	Stanford (4)	25-2
3	NC State	20-2
4	Texas A&M	23-2
5	South Carolina	22-4
6	Baylor	22-2
7	Louisville	23-3
8	Maryland	21-2
9	Indiana	18-4
10	UCLA	16-5
11	Arizona	16-5
12	Michigan	14-4
13	Georgia	20-6
14	Gonzaga	22-3
15	Tennessee	16-7
16	Arkansas	19-8
17	Missouri State	20-2
18	South Florida	15-3
19	Kentucky	17-8
20	West Virginia	19-5
21	Florida Gulf Coast	23-2
22	Oregon	13-8
23	Rutgers	14-3
24	Ohio State	13-7
25	South Dakota State	21-3

OTHERS RECEIVING VOTES: Northwestern 26, Marquette 20, Dayton 15, Iowa 13, Oklahoma State 11, Mississippi State 9, DePaul 9, UCF 8, BYU 5, Delaware 4, Stephen F. Austin 3, Rice 3, Georgia Tech 3, Oregon State 2, Houston 1

DROPPED FROM RANKINGS: Northwestern 25

COLLEGEINSIDER.COM WOMEN'S MID-MAJOR (MARCH 9)

RK	TEAM	RECORD	CONF
1	Missouri State (26)	21-2	Missouri Valley
2	Gonzaga (3)	20-3	West Coast
3	FGCU (2)	23-2	ASUN
4	South Dakota	18-4	Summit
5	South Dakota State	20-3	Summit
6	Stephen F. Austin	21-2	Southland
7	BYU	16-4	West Coast
8	California Baptist	22-0	Western Athletic
9	IUPUI	14-4	Horizon
10	Maine	17-2	America East
11	Belmont	19-5	Ohio Valley
12	UT Martin	17-5	Ohio Valley
13	Idaho State	18-3	Big Sky
14	Bucknell	9-0	Patriot
15	UC Davis	9-2	Big West
16	Bowling Green	17-5	Mid-American
17	Ohio	13-7	Mid-American
18	Delaware	19-3	Colonial
19	Marist	15-3	Metro Atlantic
20	Troy	20-5	Sun Belt
21	Illinois State	14-6	Missouri Valley
22	Central Michigan	14-8	Mid-American
23	Drake	14-10	Missouri Valley
24	Buffalo	11-6	Mid-American
25	Mercer	19-6	Southern

OTHERS RECEIVING VOTES: Liberty 47, James Madison 46, Milwaukee 34, Wright State 29, Alabama State 15, Kent State 12, Northern Iowa 12, North Dakota State 11, San Francisco 10, Drexel 7, Louisiana 5, Green Bay 4, High Point 4, NCAA&T 3, Ball State 1, Idaho 1, Northern Illinois 1.

-denotes 2020-21 opponent



// 2020-2021 SITUATIONAL RECORDS...

REBOUNDING	RECORD
Outrebounds Opponent	7-0
Rebounds Even	0-0
Opponent Outrebounds	6-5

ASSISTS	RECORD
More assists	12-2
Assists are even	0-1
Opponent has more assists	0-2

BLOCKS	RECORD
More blocks	5-1
Blocks even	0-1
Opponent has more blocks	8-3

STEALS	RECORD
More steals	9-3
Steals even	1-0
Opponent has more steals	3-2

TURNOVERS	RECORD
More turnovers	3-2
Turnovers even	0-1
Opponent has more turnovers	10-2

DOUBLE-FIGURE SCORING	RECORD
0 players	0-1
1 player	2-2
2 players	2-2
3 players	4-0
4 players	5-0
5 or more players	0-0

DOUBLE-FIGURE REBOUNDING	RECORD
0 players	11-4
1 player	2-1
2 players	0-0
3 players	0-0
4 players	0-0
5 or more players	0-0

DOUBLE-FIGURE ASSISTS	RECORD
0 players	12-5
1 player	1-0
2 players	0-0
3 players	0-0
4 players	0-0
5 or more players	0-0

DOUBLE-FIGURE STEALS	RECORD
0 players	13-5
1 player	0-0
2 players	0-0
3 players	0-0
4 players	0-0
5 or more players	0-0



2020-21 WAGNER COLLEGE WOMEN'S BASKETBALL GAME NOTES



// DOUBLE FIGURE SCORING...

	SEASON	CAREER	STREAK
A.Dailey	2	14	---
K.Nwabudu	9	35	---
K.Edwards	9	41	3
E.Krista Grava	14	44	---
Z.Thybulle	4	4	1
A.Pollard	1	2	---
M.Sanchez-Henry	3	3	1
K.Tokuhara	2	2	1

// 20+POINT GAMES...

	SEASON	CAREER	STREAK
K.Nwabudu	1	4	---
E.Krista Grava	2	11	---

// 40-POINT GAMES...

	SEASON	CAREER	STREAK
E.Krista Grava	---	1	---

// 10+REBOUND GAMES...

	SEASON	CAREER	RECORD
K. Edwards	---	4	0-0
E. Krista Grava	2	8	2-0
K.Nwabudu	1	10	0-1

// 10+ASSIST GAMES...

	SEASON	CAREER	STREAK
Z.Thybulle	1	1	1

// LED TEAM IN SCORING...

	SEASON	CAREER	RECORD
E.Krista Grava	13	44	10-3
K.Nwabudu	5	20	3-2
A.Dailey	1	3	0-1
K.Edwards	2	16	2-0

// LED TEAM IN REBOUNDING...

	SEASON	CAREER	RECORD
K.Edwards	3	21	1-2
K.Tokuhara	1	2	1-0
K.Nwabudu	8	26	7-1
E.Krista Grava	8	26	6-2
A.Dailey	2	6	2-0
A.Pollard	1	1	1-0
Z. Thybulle	2	2	2-0

// LED TEAM IN ASSISTS...

	SEASON	CAREER	RECORD
K.Edwards	2	11	1-1
E.Krista Grava	1	4	1-0
A.Dailey	5	28	5-0
Z.Thybulle	12	14	8-4
M.Sanchez-Henry	3	3	3-0
K. Tokuhara	1	11	1-0

// LED TEAM IN STEALS...

	SEASON	CAREER	RECORD
K.Edwards	6	23	2-4
K.Nwabudu	5	16	4-1
R. Pitt	1	4	0-1
E.Krista Grava	3	12	2-1
K.Tokuhara	7	32	6-1
M.Sanchez-Henry	3	3	1-2
Z.Thybulle	5	6	4-1
L.Miller	1	1	1-0
A. Dailey	3	24	2-1

// LED TEAM IN BLOCKS...

	SEASON	CAREER	RECORD
E.Krista Grava	7	33	7-0
K.Nwabudu	10	35	7-3
K. Tokuhara	7	14	5-2
D.Heyward	1	2	1-0
K.Edwards	1	17	1-0
L.Miller	1	1	1-0
A.Dailey	1	12	1-0



2020-21 WAGNER COLLEGE WOMEN'S BASKETBALL GAME NOTES



// 2020-2021 WAGNER STARTING LINEUPS //

Opponent	Date	Guard	Guard	G/F	Forward	Forward	Record	Conf.	Times Used
@ Seton Hall	12/11/20	Pitt	Dailey	Edwards	Tokuhara	Krista Grava	0-1	0-0	1
@ Sacred Heart	1/7/21	Pitt	Thybulle	Edwards	Krista Grava	Nwabudu	1-1	1-0	1
@ Sacred Heart	1/8/21	Pitt	Thybulle	Edwards	Krista Grava	Nwabudu	1-2	1-1	2
@ LIU	1/14/21	Pitt	Thybulle	Edwards	Krista Grava	Nwabudu	2-2	2-1	3
@ LIU	1/15/21	Pitt	Thybulle	Edwards	Krista Grava	Nwabudu	3-2	3-1	4
@ Merrimack	1/28/21	Dailey	Thybulle	Edwards	Krista Grava	Nwabudu	4-2	4-1	1
@ Merrimack	1/29/21	Dailey	Thybulle	Edwards	Krista Grava	Nwabudu	5-2	5-1	2
ST. FRANCIS BROOKLYN	2/4/21	Dailey	Thybulle	Edwards	Krista Grava	Nwabudu	6-2	6-1	3
ST. FRANCIS BROOKLYN	2/5/21	Dailey	Thybulle	Edwards	Krista Grava	Nwabudu	7-2	7-1	4
@ Fairleigh Dickinson	2/13/21	Thybulle	Tokuhara	Edwards	Krista Grava	Nwabudu	7-3	7-2	1
FAIRLEIGH DICKINSON	2/15/21	Thybulle	Dailey	Edwards	Krista Grava	Nwabudu	7-4	7-3	5
BRYANT	2/24/21	Thybulle	Dailey	Edwards	Krista Grava	Nwabudu	8-4	8-3	6
BRYANT	2/25/21	Thybulle	Dailey	Edwards	Krista Grava	Nwabudu	8-5	8-4	7
CENTRAL CONNECTICUT	2/28/21	Thybulle	Dailey	Edwards	Krista Grava	Nwabudu	9-5	9-4	8
CENTRAL CONNECTICUT	3/1/21	Thybulle	Dailey	Edwards	Krista Grava	Nwabudu	10-5	10-4	9
MOUNT ST. MARY'S	3/4/21	Thybulle	Dailey	Edwards	Krista Grava	Nwabudu	11-5	11-4	10
MOUNT ST. MARY'S	3/5/21	Thybulle	Dailey	Edwards	Krista Grava	Nwabudu	12-5	12-4	11
#3 SAINT FRANCIS U	3/10/21	Thybulle	Dailey	Edwards	Krista Grava	Nwabudu	13-5	12-4	12
@ #1 Mount St Mary's	3/14/21								

// MOST POINTS BY QUARTER //

	FIRST QUARTER	SECOND QUARTER	THIRD QUARTER	FOURTH QUARTER	OVERTIME DOUBLE OT
WAGNER	23	21	24	24	11
	vs. Central Connecticut (2/28/21)	vs. St. Francis Brooklyn (2/4/21)	vs. Mount St. Mary's (3/4/21)	@ Merrimack (1/30/21)	vs. Mount St. Mary's (OT2) (3/5/21)
OPPONENT	23	35	19	23	8
	@ Seton Hall (12/11/20)	@ Seton Hall (12/11/20)	vs. #3 Saint Francis U (3/10/21)	vs. Fairleigh Dickinson	vs. Mount St. Mary's (OT1) (3/5/21)

// FEWEST POINTS BY QUARTER //

	FIRST QUARTER	SECOND QUARTER	THIRD QUARTER	FOURTH QUARTER	OVERTIME DOUBLE OT
WAGNER	7	7	10	7	8
	@ FDU (2/13/21)	vs. Fairleigh Dickinson (2/15/21)	vs. Bryant (2/25/21)	@ FDU (2/13/21)	vs. Mount St. Mary's (OT1) (3/5/21)
OPPONENT	7	9	7	3	4
	vs. Central Connecticut (2/28/21)	@ LIU (1/15/21)	@ Merrimack (1/29/21)	@ LIU (1/15/21)	@ Merrimack (1/30/21)



2020-21 WAGNER COLLEGE WOMEN'S BASKETBALL GAME NOTES



// LAST TIME IN THE NEC CHAMPIONSHIP | MAR. 6, 2000 //

Box Score (Final)
The Automated ScoreBook
Wagner vs St. Francis (PA) (3/6/2000)

VISITORS: Wagner

##	Player		TOT-FG		3-PT		REBOUNDS							PF	TP	A	TO	BLK	S	MIN
			FG	FGA	FG	FGA	FT	FTA	OF	DE	TOT									
13	Ryan, Nia.....	f	6	20	0	1	4	4	1	5	6	4	16	1	2	1	2	38		
15	Carter, Noelle.....	f	1	4	0	1	1	2	0	2	2	4	3	1	4	0	3	29		
41	Kerns, Meredith.....	c	4	11	0	0	1	2	3	4	7	3	9	0	1	1	0	17		
12	Teague, Deandra.....	g	0	1	0	1	0	0	0	3	3	3	0	2	3	0	1	25		
44	Roker, Toni.....	g	6	18	3	5	2	2	3	6	9	2	17	1	1	0	2	39		
05	Loeser, Erin.....		0	4	0	0	0	0	0	2	2	2	0	0	3	0	0	15		
30	McGhee, Kim.....		0	0	0	0	0	0	0	0	0	0	0	0	0	0	0	1		
31	Lee, Monique.....		6	8	0	0	1	2	5	6	11	2	13	0	3	0	1	26		
32	Watral, Jill.....		1	2	0	0	0	0	1	1	2	0	2	4	2	0	0	10		
TM	TEAM.....								2	1	3									
Totals.....			24	68	3	8	9	12	15	30	45	20	60	9	19	2	9	200		

TOTAL FG%: .353 DEADBALL
3-Pt. FG%: .375 REBOUNDS
F Throw %: .750 1

HOME TEAM: St. Francis (PA)

##	Player	TOT-FG		3-PT		REBOUNDS											PF	TP	A	TO	BLK	S	MIN
		FG	FGA	FG	FGA	FT	FTA	OF	DE	TOT													
22	Zinobile, Jess.....	f	11	19	4	6	6	7	0	11	11	2	32	3	3	1	4	34					
32	Schaffner, Jordin...	f	1	7	1	4	2	4	3	2	5	3	5	2	1	0	0	36					
41	DeFilippo, Jen.....	c	7	14	0	0	5	7	3	10	13	2	19	3	3	1	2	38					
10	Barnabei, Beth.....	g	1	6	0	1	0	0	1	2	3	1	2	2	1	0	0	20					
24	Jubeck, Deanna.....	g	4	8	2	3	0	0	1	1	2	2	10	6	0	0	1	36					
23	Guerriere, Robin....		0	2	0	0	2	2	0	0	0	0	2	0	0	1	0	3					
30	Cirigliano, Kristin.		0	2	0	0	0	0	0	2	2	3	0	5	5	0	3	23					
33	Ward, Bridget.....		1	1	0	0	0	0	0	1	1	0	2	0	0	0	0	2					
34	Chesick, Carlin.....		0	2	0	0	2	4	1	2	3	1	2	0	1	0	1	8					
TM	TEAM.....								2		2												
	Totals.....		25	61	7	14	17	24	11	31	42	14	74	21	14	3	11	200					

TOTAL FG%: .410 DEADBALL
3-Pt. FG%: .500 REBOUNDS
F Throw %: .708 2

Date: 3/6/2000 Site: Sovereign Bank Arena - Trenton, NJ Attendance: 0
Officials:

Technical fouls: Wagner-None. St. Francis (PA)-None.

Score by Periods 1 2 Total

Wagner..... 28 32 - 60

St. Francis (PA).... 32 42 - 74

NIA RYAN



TONI ROKER



MONIQUE LEE





// LAST MEETING VS. MOUNT ST. MARY'S | MARCH 4, 2021 //

Official Basketball Box Score -- Game Totals -- Final Statistics

Mount St. Mary's vs Wagner

03/04/21 4:00 pm at Staten Island, NY (Spiro Sports Center)

Mount St. Mary's 62 • 15-5,14-3 NEC

##	Player		Total		3-Ptr		Rebounds			PF	TP	A	TO	Blk	Stl	Min
			FG-FGA		FG-FGA		FT-FTA	Off	Def	Tot						
34	Rebecca Lee	c	3-6		0-0		2-2	1	4	5	1	8	2	1	0	20
03	Kendall Bresee	g	4-10		1-3		2-4	1	4	5	3	11	3	6	0	30
10	Michaela Harrison	g	3-9		2-4		0-0	1	1	2	1	8	2	4	0	28
13	Aryna Taylor	g	4-9		1-5		2-3	0	4	4	0	11	1	0	0	28
21	Kayla Agentowicz	g	6-10		3-4		0-0	0	3	3	1	15	0	1	1	30
00	Isabella Hunt		1-3		0-0		0-0	0	3	3	2	2	1	1	1	18
11	Bridget Birkhead		2-5		1-3		0-0	0	0	0	4	5	2	1	1	16
14	Jessica Tomasetti		0-2		0-2		0-0	1	1	2	0	0	1	1	0	15
15	Jada Lee		0-1		0-0		0-0	0	0	0	1	0	0	1	0	11
33	Isabella Pelaia		0-1		0-1		2-2	1	2	3	0	2	0	1	0	4
Team								5	2	7			1			
Totals			23-56		8-22		8-11	10	24	34	13	62	12	18	3	200
1st - FG %: 9-16 56.3% 2nd: 4-15 26.7% 3rd: 6-13 46.2% 4th: 4-12 33.3% Game: 23-56 41.1% Deadball 3FG %: 3-6 50.0% 2-5 40.0% 1-3 33.3% 2-8 25.0% 8-22 36.4% Rebounds FT %: 1-1 100.0% 2-2 100.0% 1-2 50.0% 4-6 66.7% 8-11 72.7% 1																

Wagner 73 • 11-5,11-4 NEC

##	Player		Total		3-Ptr		Rebounds			PF	TP	A	TO	Blk	Stl	Min
			FG-FGA		FG-FGA		FT-FTA	Off	Def	Tot						
15	NWABUDU, Kem	f	8-14		0-0		2-4	0	5	5	1	18	1	0	0	26
24	KRISTA GRAVA, Emilija	f	8-19		0-2		2-2	1	4	5	4	18	2	1	1	28
02	THYBULLE, Zhaneia	g	1-2		0-0		0-0	0	6	6	0	2	12	5	0	34
10	DAILEY, Alayshia	g	1-2		1-1		0-0	1	2	3	3	3	1	1	0	29
22	EDWARDS, Khaleah	g	7-12		3-4		0-0	1	2	3	0	17	1	0	1	26
03	PITT, Raven		0-1		0-0		0-0	0	0	0	0	0	0	0	0	1
11	BRANNON, Ciara		0-0		0-0		0-0	0	0	0	1	0	0	0	0	1
13	SANCHEZ-HENRY, Maris		0-1		0-1		0-0	0	1	1	0	0	1	1	0	15
21	HEYWARD, Drayah		2-4		0-0		1-2	0	2	2	0	5	0	0	0	9
23	MILLER, LaNiya		1-1		1-1		0-0	0	0	0	0	3	0	0	0	9
44	TOKUHARA, Kate		3-3		1-1		0-0	1	2	3	1	7	0	1	0	22
Team								1	0	1			1			
Totals			31-59		6-10		5-8	5	24	29	10	73	18	10	2	200
1st - FG %: 7-13 53.8% 2nd: 7-13 53.8% 3rd: 10-15 66.7% 4th: 7-18 38.9% Game: 31-59 52.5% Deadball 3FG %: 0-1 0.0% 1-2 50.0% 3-4 75.0% 2-3 66.7% 6-10 60.0% Rebounds FT %: 0-0 0.0% 4-4 100.0% 1-4 25.0% 0-0 0.0% 5-8 62.5% 2,1																

Officials: Ashlee Goode, Scott Berkins, Timothy Greene

Technical fouls: Mount St. Mary's-None. Wagner-None.

Attendance:

Wagner clinches a spot in the upcoming 2020-21 NEC Tournament

Score by periods	1st	2nd	3rd	4th	Total
Mount St. Mary's	22	12	14	14	62
Wagner	14	19	24	16	73

	In Paint	Off T/O	2nd Chance	Fast Break	Bench
Points MOUNT	28	15	11	0	9
WAGNER	28	20	5	2	15

Last FG - MOUNT 4th-00:37, WAGNERW 4th-02:02.

Largest lead - MOUNT by 11 2nd-06:34, WAGNERW by 16 4th-04:22.

MOUNT led for 20:42. WAGNERW led for 17:06. Game was tied for 02:12.

Score tied - 4 times.

Lead changed - 2 times.



2020-21 WAGNER COLLEGE WOMEN'S BASKETBALL GAME NOTES



// LAST MEETING VS. MOUNT ST. MARY'S | MARCH 5, 2021 //

Official Basketball Box Score -- Game Totals -- Final Statistics

Mount St. Mary's vs Wagner

03/05/21 4:00 pm at Staten Island, NY (Spiro Sports Center)

Mount St. Mary's 68 • 15-6,14-4 NEC

#	Player		Total	3-Ptr	FT-FTA	Rebounds			PF	TP	A	TO	Blk	Stl	Min
			FG-FGA	FG-FGA		Off	Def	Tot							
34	Rebecca Lee	c	3-12	0-0	2-5	3	3	6	3	8	0	2	5	1	33
03	Kendall Bresee	g	2-13	0-3	0-0	1	11	12	3	4	3	3	0	1	46
10	Michaela Harrison	g	5-17	2-10	6-7	2	3	5	3	18	0	4	0	2	45
13	Aryna Taylor	g	4-13	1-7	6-6	0	4	4	1	15	2	3	1	2	43
21	Kayla Agentowicz	g	3-4	1-1	0-0	0	6	6	1	7	2	1	1	1	28
00	Isabella Hunt		1-4	0-0	2-2	3	1	4	2	4	1	0	1	1	11
11	Bridget Birkhead		5-12	2-6	0-0	0	3	3	3	12	1	1	0	2	34
14	Jessica Tomasetti		0-1	0-0	0-0	0	1	1	1	0	0	1	0	1	7
15	Jada Lee		0-0	0-0	0-0	0	0	0	0	0	0	0	0	0	2
33	Isabella Pelaia		0-0	0-0	0-0	0	0	0	0	0	0	0	0	0	1
Team						3	1	4				2			
Totals			23-76	6-27	16-20	12	33	45	17	68	9	17	8	11	250

1st - FG %: 4-16 25.0% 2nd: 6-15 40.0% 3rd: 5-14 35.7% 4th: 4-15 26.7% Game: 23-76 30.3% Deadball
3FG %: 1-6 16.7% 2-5 40.0% 1-3 33.3% 2-9 22.2% 6-27 22.2% Rebounds
FT %: 2-2 100.0% 3-4 75.0% 2-4 50.0% 3-3 100.0% 16-20 80.0% 1

Wagner 73 • 12-5,12-4 NEC

##	Player		Total	3-Ptr	FT-FTA	Rebounds			PF	TP	A	TO	Blk	Stl	Min
			FG-FGA	FG-FGA		Off	Def	Tot							
15	NWABUDU, Kem	f	3-10	0-0	1-1	1	6	7	4	7	1	4	2	0	31
24	KRISTA GRAVA,Emilija	f	15-26	0-2	2-2	1	4	5	1	32	1	2	0	0	36
02	THYBULLE, Zhaneia	g	0-2	0-0	3-4	0	5	5	3	3	6	4	0	2	21
10	DAILEY, Alayshia	g	0-2	0-0	1-2	0	7	7	1	1	2	2	0	1	43
22	EDWARDS, Khaleah	g	6-14	3-7	2-2	0	7	7	4	17	3	0	1	1	38
03	PITT, Raven		0-0	0-0	0-0	0	1	1	0	0	0	0	0	0	5
13	SANCHEZ-HENRY,Maris		0-3	0-1	2-2	0	2	2	1	2	6	3	0	1	23
21	HEYWARD, Drayah		1-3	0-0	0-0	0	2	2	0	2	0	1	0	0	12
23	MILLER, LaNiya		1-3	0-1	2-2	1	3	4	0	4	2	1	1	1	16
44	TOKUHARA, Kate		2-2	1-1	0-0	0	2	2	2	5	1	0	0	2	25
Team						1	5	6			2				
Totals			28-65	4-12	13-15	4	44	48	16	73	22	19	4	8	250

1st - FG %: 8-14 57.1% 2nd: 6-11 54.5% 3rd: 4-17 23.5% 4th: 5-13 38.5% Game: 28-65 43.1% Deadball
3FG %: 0-1 0.0% 1-2 50.0% 1-3 33.3% 0-3 0.0% 4-12 33.3% Rebounds
FT %: 1-2 50.0% 1-1 100.0% 4-4 100.0% 0-0 0.0% 13-15 86.7% 2

Officials: Timothy Greene,Ashlee Goode,Scott Berkins

Technical fouls: Mount St. Mary's-None. Wagner-None.

Attendance:

*Wagner will be the No. 2 seed in the upcoming NEC Tournament

*Mount St. Mary's enters the NEC Tournament as the No. 1 seed

Score by periods	1st	2nd	3rd	4th	OT	OT2	Total
Mount St. Mary's	11	17	13	13	8	6	68
Wagner	17	14	13	10	8	11	73

	In	Off	2nd	Fast	
Points	Paint	T/O	Chance	Break	Bench
MOUNT	28	16	13	9	16
WAGNER	36	15	2	10	13

Last FG - MOUNT OT2-00:23, WAGNERW OT2-02:29.

Largest lead - MOUNT by 6 OT-03:21, WAGNERW by 7 1st-02:22.

MOUNT led for 08:34. WAGNERW led for 36:11. Game was tied for 05:15.

Score tied - 6 times.

Lead changed - 8 times.



2020-21 WAGNER COLLEGE WOMEN'S BASKETBALL GAME NOTES



// 2020-21 WAGNER COLLEGE WOMEN'S BASKETBALL STATISTICS //

RECORD:	OVERALL	HOME	AWAY	NEUTRAL
ALL GAMES	13-5	8-2	5-3	0-0
CONFERENCE	12-4	7-2	5-2	0-0
NON-CONFERENCE	1-1	1-0	0-1	0-0

##	Player	gp-gs	min	avg	Total		3-Point		F-Throw		Rebounds											
					fg-fga	fg%	3fg-fga	3fg%	ft-fga	ft%	off	def	tot	avg	pf	dq	a	to	blk	stl	pts	avg
24	KRISTA GRAVA, Emilij	18-18	557	30.9	110-236	.466	4-19	.211	34-45	.756	36	64	100	5.6	37	1	16	42	11	16	258	14.3
22	EDWARDS, Khaleah	18-18	559	31.1	70-167	.419	24-73	.329	28-29	.966	12	63	75	4.2	32	1	24	39	6	32	192	10.7
15	NWABUDU, Kem	17-17	434	25.5	76-170	.447	0-2	.000	16-31	.516	25	71	96	5.6	57	1	15	47	16	19	168	9.9
02	THYBULLE, Zhaneia	17-17	491	28.9	39-119	.328	5-25	.200	20-33	.606	9	48	57	3.4	26	0	84	56	0	23	103	6.1
10	DAILEY, Alayshia	18-13	477	26.5	22-68	.324	6-16	.375	33-49	.673	16	33	49	2.7	51	0	42	39	5	16	83	4.6
13	SANCHEZ-HENRY, Ma	17-0	226	13.3	26-63	.413	11-20	.550	11-19	.579	3	20	23	1.4	22	0	32	23	0	13	74	4.4
44	TOKUHARA, Kate	18-2	356	19.8	26-57	.456	7-24	.292	8-9	.889	18	39	57	3.2	42	2	26	19	11	24	67	3.7
23	MILLER, LaNiya	13-0	153	11.8	17-36	.472	12-24	.500	2-2	1.000	2	20	22	1.7	8	0	10	10	2	4	48	3.7
21	HEYWARD, Drayah	17-0	123	7.2	15-38	.395	1-3	.333	13-21	.619	8	19	27	1.6	13	0	7	12	2	5	44	2.6
04	POLLARD, Amanda	14-0	166	11.9	9-39	.231	7-34	.206	4-5	.800	3	16	19	1.4	17	0	2	11	0	3	29	2.1
03	PITT, Raven	15-5	119	7.9	9-19	.474	0-2	.000	1-4	.250	4	13	17	1.1	9	0	2	13	0	2	19	1.3
11	BRANNON, Ciara	6-0	14	2.3	1-1	1.000	0-0	.000	1-4	.250	0	1	1	0.2	4	0	0	0	0	1	3	0.5
Team											29	39	68				8					
Total.....		18	3675		420-1013	.415	77-242	.318	171-251	.681	165	446	611	33.9	318	5	260	319	53	158	1088	60.4
Opponents.....		18	3671		373-987	.378	93-320	.291	216-311	.695	207	456	663	36.8	286	3	191	359	69	164	1055	58.6

TEAM STATISTICS	WAGNERW	OPP
SCORING	1088	1055
Points per game	60.4	58.6
Scoring margin	+1.8	-
FIELD GOALS-ATT	420-1013	373-987
Field goal pct	.415	.378
3 POINT FG-ATT	77-242	93-320
3-point FG pct	.318	.291
3-pt FG made per game	4.3	5.2
FREE THROWS-ATT	171-251	216-311
Free throw pct	.681	.695
F-Throws made per game	9.5	12.0
REBOUNDS	611	663
Rebounds per game	33.9	36.8
Rebounding margin	-2.9	-
ASSISTS	260	191
Assists per game	14.4	10.6
TURNOVERS	319	359
Turnovers per game	17.7	19.9
Turnover margin	+2.2	-
Assist/turnover ratio	0.8	0.5
STEALS	158	164
Steals per game	8.8	9.1
BLOCKS	53	69
Blocks per game	2.9	3.8
ATTENDANCE	0	0
Home games-Avg/Game	10-0	8-0
Neutral site-Avg/Game	-	0-0

Date	Opponent	Score	Att.
12/11/20	at Seton Hall	L 53-96	0
* 01/07/21	at Sacred Heart	W 67-62	0
* 01/08/21	at Sacred Heart	L 50-58	0
* 01/14/21	at LIU	W 57-50	0
* 01/15/21	at LIU	W 49-35	0
* 01/29/21	at Merrimack	W 56-43	0
* 01/30/21	at Merrimack	Wot 74-68	0
* 02/04/21	ST. FRANCIS BROOKLYN	W 62-51	0
* 02/05/21	ST. FRANCIS BROOKLYN	W 62-58	0
* 02/13/21	at Fairleigh Dickinson	L 48-50	0
* 02/15/21	FAIRLEIGH DICKINSON	L 46-71	0
* 02/24/21	BRYANT	W 72-64	0
* 02/25/21	BRYANT	L 43-49	0
* 02/28/21	CENTRAL CONN. ST.	W 68-58	0
* 03/01/21	CENTRAL CONN. ST.	W 65-57	0
* 03/04/21	MOUNT ST. MARY'S	W 73-62	0
* 03/05/21	MOUNT ST. MARY'S	Wo2 73-68	0
^ 03/10/21	SAINT FRANCIS (PA)	W 70-57	0

* = Conference game

^ = Northeast Conference (NEC) Tournament

Score by Periods	1st	2nd	3rd	4th	OT	OT2	Totals
WAGNERW	250	268	274	267	18	11	1088
Opponents	257	292	242	248	12	6	1057



2020-21 WAGNER COLLEGE WOMEN'S BASKETBALL GAME NOTES



// 2020-21 WAGNER COLLEGE WOMEN'S BASKETBALL STATISTICS //

RECORD:	OVERALL	HOME	AWAY	NEUTRAL
ALL GAMES	12-4	7-2	5-2	0-0
CONFERENCE	12-4	7-2	5-2	0-0
NON-CONFERENCE	0-0	0-0	0-0	0-0

#	Player	gp-gs	min	avg	Total		3-Point		F-Throw		Rebounds										pts	avg
					fg-fga	fg%	3fg-fga	3fg%	ft-fa	ft%	off	def	tot	avg	pf	dq	a	to	blk	stl		
24	KRISTA GRAVA, Emilij	16-16	500	31.3	100-209	.478	4-15	.267	34-45	.756	34	60	94	5.9	33	1	14	39	10	15	238	14.9
22	EDWARDS, Khaleah	16-16	486	30.4	60-145	.414	21-63	.333	22-23	.957	11	56	67	4.2	28	1	18	28	6	28	163	10.2
15	NWABUDU, Kem	16-16	411	25.7	72-164	.439	0-2	.000	16-31	.516	23	66	89	5.6	53	1	14	44	15	19	160	10.0
02	THYBULLE, Zhaneia	16-16	464	29.0	33-108	.306	5-23	.217	20-32	.625	8	46	54	3.4	26	0	80	52	0	22	91	5.7
10	DAILEY, Alayshia	16-11	413	25.8	20-60	.333	6-15	.400	30-44	.682	14	31	45	2.8	47	0	37	33	4	14	76	4.8
23	MILLER, LaNiya	12-0	140	11.7	16-35	.457	11-23	.478	2-2	1.000	2	19	21	1.8	8	0	9	10	1	4	45	3.8
13	SANCHEZ-HENRY, Ma	15-0	195	13.0	19-54	.352	8-17	.471	9-15	.600	3	16	19	1.3	17	0	26	17	0	13	55	3.7
44	TOKUHARA, Kate	16-1	310	19.4	20-47	.426	5-20	.250	6-7	.857	18	35	53	3.3	33	1	23	17	10	23	51	3.2
21	HEYWARD, Drayah	16-0	119	7.4	14-36	.389	1-3	.333	13-21	.619	7	18	25	1.6	13	0	7	11	2	5	42	2.6
04	POLLARD, Amanda	13-0	138	10.6	9-35	.257	7-30	.233	4-5	.800	3	16	19	1.5	14	0	1	10	0	2	29	2.2
03	PITT, Raven	14-4	96	6.9	7-15	.467	0-1	.000	1-4	.250	4	10	14	1.0	8	0	1	11	0	1	15	1.1
11	BRANNON, Ciara	5-0	3	0.6	0-0	.000	0-0	.000	0-0	.000	0	0	0	0.0	2	0	0	0	0	0	0	0.0
Team											25	38	63				7					
Total.....		16	3275		370-908	.407	68-212	.321	157-229	.686	152	411	563	35.2	282	4	230	279	48	146	965	60.3
Opponents.....		16	3271		317-877	.361	81-286	.283	187-271	.690	183	409	592	37.0	261	3	159	321	62	139	902	56.4

TEAM STATISTICS	WAGNERW	OPP	Date	Opponent	Score	Att.
SCORING	965	902	* 01/07/21	at Sacred Heart	W 67-62	0
Points per game	60.3	56.4	* 01/08/21	at Sacred Heart	L 50-58	0
Scoring margin	+3.9	-	* 01/14/21	at LIU	W 57-50	0
FIELD GOALS-ATT	370-908	317-877	* 01/15/21	at LIU	W 49-35	0
Field goal pct	.407	.361	* 01/29/21	at Merrimack	W 56-43	0
3 POINT FG-ATT	68-212	81-286	* 01/30/21	at Merrimack	Wot 74-68	0
3-point FG pct	.321	.283	* 02/04/21	ST. FRANCIS BROOKLYN	W 62-51	0
3-pt FG made per game	4.3	5.1	* 02/05/21	ST. FRANCIS BROOKLYN	W 62-58	0
FREE THROWS-ATT	157-229	187-271	* 02/13/21	at Fairleigh Dickinson	L 48-50	0
Free throw pct	.686	.690	* 02/15/21	FAIRLEIGH DICKINSON	L 46-71	0
F-Throws made per game	9.8	11.7	* 02/24/21	BRYANT	W 72-64	0
REBOUNDS	563	592	* 02/25/21	BRYANT	L 43-49	0
Rebounds per game	35.2	37.0	* 02/28/21	CENTRAL CONN. ST.	W 68-58	0
Rebounding margin	-1.8	-	* 03/01/21	CENTRAL CONN. ST.	W 65-57	0
ASSISTS	230	159	* 03/04/21	MOUNT ST. MARY'S	W 73-62	0
Assists per game	14.4	9.9	* 03/05/21	MOUNT ST. MARY'S	Wot 73-68	0
TURNOVERS	279	321	* = Conference game			
Turnovers per game	17.4	20.1				
Turnover margin	+2.6	-				
Assist/turnover ratio	0.8	0.5				
STEALS	146	139				
Steals per game	9.1	8.7				
BLOCKS	48	62				
Blocks per game	3.0	3.9				
ATTENDANCE	0	0				
Home games-Avg/Game	9-0	7-0				
Neutral site-Avg/Game	-	0-0				

Score by Periods	1st	2nd	3rd	4th	OT	OT2	Totals
WAGNERW	218	246	240	232	18	11	965
Opponents	223	241	207	215	12	6	904



2020-21 WAGNER COLLEGE WOMEN'S BASKETBALL GAME NOTES



// 2020-21 WAGNER COLLEGE WOMEN'S BASKETBALL BOX SCORES //

GAME 1: WAGNER @ SETON HALL | 12/11/20 | SOUTH ORANGE, NJ

Official Basketball Box Score -- Game Totals -- Final Statistics
Wagner vs Seton Hall
12/11/20 7:00 PM at South Orange, NJ (Walsh Gymnasium)

Wagner 53 • 0-1,0-0 NEC

#	Player	Total		3-Ptr		Rebounds		PF	TP	A	T	Blk	Stl	Min	
		FG	FGA	FG	FGA	Off	Def								
24	KRISTA GRAVA,Emilija	f	9-22	0-2	0-0	2	2	4	1	18	1	1	0	1	38
03	PITTT, Raven		2-4	0-1	0-0	0	3	3	1	4	1	2	0	1	23
10	DAILEY, Alayshia	g	2-4	0-0	1-3	2	1	3	2	5	3	5	0	0	30
22	EDWARDS, Khaleah	g	5-14	1-7	2-2	1	5	6	3	13	4	10	0	2	37
44	TOKUHARA, Kate	g	1-2	0-0	2-2	0	3	3	5	4	2	1	0	0	18
04	POLLARD, Amanda		0-4	0-4	0-0	0	0	0	3	0	1	1	0	1	28
11	BRANNON, Ciara		1-1	0-0	1-4	0	1	1	2	3	0	0	0	1	11
13	SANCHEZ-HENRY,Maris		2-3	0-0	2-4	0	2	2	4	6	2	5	0	0	15
Team			22-54		1-14		8-15		7		18		25		200
Totals			22-54		1-14		8-15		7		18		25		200
1st - FG %: 6-14 42.9% 2nd: 5-15 33.3% 3rd: 6-15 40.0% 4th: 5-10 50.0% Game: 22-54 40.7% Deadball Rebounds 3															
3FG %: 0-2 0.0% 1-5 20.0% 8-15 53.3%															
FT %: 4-6 66.7% 1-2 50.0%															

Seton Hall 96 • 2-0,0-0 Big East

#	Player	Total		3-Ptr		Rebounds		PF	TP	A	T	Blk	Stl	Min	
		FG-FGA	FG-FGA	FT-FTA	Off	Def	Tot								
15	Femi Funeus	f	0-1	0-0	0-0	0	0	0	1	0	0	1	0	0	1
31	Alexia Allesch	f	3-6	1-2	0-0	1	3	4	2	7	2	0	3	1	22
03	Lauren Park-Lane	g	5-11	1-3	2-2	1	0	1	0	13	6	3	0	3	26
05	Mya Jackson	g	11-16	4-7	1-2	2	2	4	2	27	2	1	0	1	25
25	Desiree Elmore	g	3-7	0-1	0-0	0	9	9	0	6	7	3	0	3	20
00	Britany Range	g	0-1	0-1	0-0	0	0	0	1	0	0	0	0	0	3
01	Skylar Treadwell	1	1-1	1-1	0-0	2	2	2	1	3	0	0	0	1	9
02	Danielle Robinson	2	2-2	2-2	1-2	1	2	3	0	7	0	3	0	2	16
10	Mya Bemby	2	6-6	0-0	2-3	2	2	4	1	14	2	0	1	3	25
22	Amari Wright	4	4-5	0-0	4-5	0	3	3	2	12	2	1	0	2	15
23	Victoria Keenan	0	0-4	0-0	0-0	0	1	1	3	0	1	2	0	0	15
24	McKenna Minter	1	1-1	0-0	3-4	0	0	0	3	5	0	1	0	2	15
33	Kailah Harris	0	0-0	0-0	2-4	2	2	4	1	2	0	1	0	2	8
Team							1		3		4		1		
Totals			36-61	9-21	15-22	10	29	39	17	96	22	17	4	20	200

Officials: Lauren Niemiera, Shawn Goode, Joseph Vaszily
Technical fouls: Wagner-None. Seton Hall-None.
Attendance:

Score by periods	1st	2nd	3rd	4th	Total
Wagner	16	11	13	13	53
Seton Hall	23	35	16	22	96

Last FG - WAGNERW 4th-00:38, SETON 4th-05:33.
Largest lead - WAGNERW None, SETON by 47 4th-01:35.
WAGNERW led for 00:00. SETON led for 39:11. Game was tied for 00:49.

GAME 3: WAGNER @ SACRED HEART 1/8/21 | FAIRFIELD, CT

Official Basketball Box Score -- Game Totals -- Final Statistics
Wagner vs Sacred Heart
01/08/21 4:00 pm at Fairfield, CT (Pitt Center)

Wagner 50 • 1-2,1-1 NEC

#	Player		FG	FGA	3-PT	FGA	FT	FTA	Rebounds	PF	TP	A	T	Blk	Stl	Min																									
									Off	Def																															
15	NWABUDU, Kem	f	4-7	0-0	1-2				1	3	4	9	1	4	1	0	26																								
24	KRISTA GRAVA,Emilija	f	2-5	0-1	0-0				2	3	5	3	4	0	2	0	13																								
02	THYBULLE, Zhaneia	g	2-7	1-2	2-2				0	0	0	2	7	2	2	0	25																								
03	PITTT, Raven	g	0-0	0-0	0-0				0	2	2	2	0	0	2	0	18																								
22	EDWARDS, Khaleah	g	3-12	1-5	0-0				0	3	3	3	7	0	1	0	32																								
04	POLLARD, Amanda		0-2	0-2	0-0				0	2	2	3	0	0	3	0	15																								
10	DAILEY, Alayshia		2-4	0-0	5-7				0	1	1	2	9	1	5	0	23																								
13	SANCHEZ-HENRY,Maris		2-4	1-1	0-0				1	0	1	1	5	1	1	0	9																								
21	HEYWARD, Drayah		2-3	0-0	3-7				0	1	1	0	7	1	0	1	0	12																							
23	MILLER, LaNiya		0-0	0-0	0-0				0	0	0	0	0	0	0	0	4																								
44	TOKUHARA, Kate		0-0	0-0	2-2				0	3	3	2	2	0	0	1	1	15																							
Team									1		2		3																												
Totals			17-44			3-11			13-20			5		20		200																									
1st - FG %:			5-13			38.5%			2nd: 4-6			66.7%			3rd: 5-12			41.7%			4th: 3-13			23.1%			Game: 17-44			38.6%			Deadball			Rebounds			4		
3FG %:			0-3			0.0%			2-2			100.0%			1-4			25.0%			3-11			27.3%																	
FT %:			0-0			0.0%			9-13			69.2%			0-0			0.0%			4-7			57.1%																	

Sacred Heart 58 • 2-4,2-2 NEC

#	Player	Total			3-Ptr		Rebounds		PF	TP	A	T	Blk	Stl	Min				
		FG	FGA	FG-FGA	FT	FTA	Off	Def								Tot			
13	Carly Stroemel	f	1-4	0-0	0-0	1	3	4	2	2	0	2	1	0	18				
03	Nikki Johnson		3-6	2-4	3-4	0	5	5	2	11	0	1	0	2	39				
04	Jayla Davis	g	2-5	0-2	7-8	0	5	5	4	11	2	2	1	1	25				
25	Asia McCray	g	2-5	0-0	2-2	3	1	4	3	6	0	2	0	1	24				
22	Adrianne Hagood	g	3-7	0-2	4-5	1	1	2	4	10	0	5	0	0	29				
01	Tiffany Hammond		0-1	0-1	0-0	1	0	1	0	0	0	1	0	1	15				
02	Sonia Smith		4-17	0-4	1-2	1	4	5	2	9	2	3	0	1	28				
34	Kelsey Wood		4-10	1-2	0-0	5	3	8	0	9	1	2	1	1	22				
Team			19-55			3-15	17-21	17	25	42	17	58	5	18	3	7	200		
Totals			19-55			3-15	17-21	17	25	42	17	58	5	18	3	7	200		
1st - FG %:		7-16	43.8%	2nd: 5-12		41.7%	3rd: 4-14		28.6%	4th: 3-13		23.1%	Game: 19-55		34.5%	Deadball		Rebounds	
3FG %:		0-1	0.0%	2-5		40.0%	1-4		25.0%	3-15		20.0%							
FT %:		3-4	75.0%	1-1		100.0%													



2020-21 WAGNER COLLEGE WOMEN'S BASKETBALL GAME NOTES



// 2020-21 WAGNER COLLEGE WOMEN'S BASKETBALL BOX SCORES //

GAME 5: WAGNER @ LIU 1/15/21 | SOUTH ORANGE, NJ

Official Basketball Box Score -- Game Totals -- Final Statistics
Wagner vs LIU
01/15/21 7:00 pm at Brooklyn, NY (Steinberg Wellness Center)

Wagner 49 • 3-2,3-1 NEC

#	Player		Total		3-Ptr		Rebounds		PF	TP	A	TO	Blk	Stl	Min	
			FG	FGA	FG	FGA	FT	FTA								Off
15	NWABUDU, Kem	f	2-6	0-0	0-0		1	6	7	4	4	1	4	1	20	
24	KRISTA GRAVA,Emilija	f	5-12	0-0	1-2		1	3	4	3	11	1	1	0	29	
02	THYBULLE, Zhaneia	g	0-5	0-1	4-6		1	2	3	0	4	2	1	0	24	
03	PITT, Raven	g	1-1	0-0	0-0		0	0	0	0	2	0	3	0	8	
22	EDWARDS, Khaleah	g	3-7	1-2	2-2		0	5	5	0	9	0	3	0	30	
04	POLLARD, Amanda		0-0	0-0	0-0		0	0	0	0	0	0	0	0	3	
10	DAILEY, Alayshia		2-6	0-0	1-3		1	3	4	3	5	4	3	0	25	
13	SANCHEZ-HENRY,Maris		0-4	0-0	3-4		0	4	4	0	3	2	0	0	15	
21	HEYWARD, Drayah		0-1	0-0	0-0		0	0	0	0	1	0	0	0	3	
23	MILLER, LaNiya		3-4	3-3	0-0		0	1	2	9	0	0	0	2	15	
44	TOKUHARA, Kate		1-4	0-3	0-0		2	0	2	1	2	1	1	0	28	
Team							2	2	4							
Totals				17-50	4-9	11-17	8	26	34	13	49	12	17	2	9	200
1st- FG %: 4-10 40.0% 2nd: 4-12 33.3% 3rd: 4-13 30.8% 4th: 5-15 33.3% Game: 17-50 34.0% Deadball																
3FG %: 1-2 50.0% 2-2 100.0% 0-1 0.0% 1-4 25.0% 4-9 44.4% Rebounds																
50.0% 0-0 0.0% 0-0 0.0% 0-0 0.0% 1-7 14.3% 64.3%																

1st - FG %: 4-10 40.0% 2nd: 4-12 33.3% 3rd: 4-13 30.8% 4th: 5-15 33.3% Game: 17-50 34.0% Deadball Rebounds 5

3FG %: 1-2 50.0% 2-2 100.0% 0-1 0.0% 1-4 25.0% 4-9 44.4% 11-17 64.7%

FT %: 1-2 50.0% 4-5 80.0% 5-8 62.5%

LIU 35 • 1-5,1-5 NEC

LIU 35 • 1-5,1-5 NEC																	
##	Player		Total		3-Ptr		Rebounds				PF	TP	A	TO	Blk	Stl	Min
			FG-FGA	FG-FTA	FT-FTA	Off	Def	Tot									
02	Kiara Bell	f	3-10	0-0	0-0	3	9	12	1	6	0	3	4	2	29		
03	Aislinn Flynn	f	1-9	0-2	0-0	2	5	7	3	2	0	3	1	0	29		
05	Zoe Hache	g	3-9	0-1	0-0	1	4	5	3	6	3	4	0	3	29		
13	Kennedy Taylor	g	1-3	0-1	2-3	1	0	1	4	4	2	4	0	1	13		
21	Shyla Sanford	g	2-7	1-2	0-0	2	2	4	2	5	0	3	0	1	32		
04	Zha'ne Williams	g	2-5	0-1	0-0	1	1	2	1	4	2	2	0	1	23		
04	Camille Gray	g	1-3	0-0	1-4	1	1	2	2	3	0	1	0	0	21		
14	Ryan Weise	g	2-6	1-4	0-0	0	2	2	3	5	2	2	1	0	24		
Team						3	2	5									
Totals			15-52	2-11	3-7	14	26	40	19	35	9	23	6	8	200		
1st: FG %: 5-19 26.3% 2nd: 4-10 40.0% 3rd: 5-13 38.5% 4th: 1-10 10.0% Game: 15-52 28.8% Deadball Rebounds 1																	
3FG %: 0-2 0.0% 1-4 25.0% 1-3 33.3% 0-2 0.0% 2-11 18.2%																	
FT %: 2-3 66.7% 0-0 0.0% 0-2 0.0% 1-2 50.0% 3-7 42.9%																	

1st - FG %: 5-19 26.3% 2nd: 4-10 40.0% 3rd: 5-13 38.5% 4th: 1-10 10.0% Game: 15-52 28.8% Deadball Rebounds 1

3FG %: 0-2 0.0% 1-4 25.0% 1-3 33.3% 0-2 0.0% 2-11 18.2% 3-7 42.9%

FT %: 2-3 66.7% 0-0 0.0% 0-2 0.0%

Officials: Mark Horn,Sarah Williams,Scott Berkins

Technical fouls: Wagner-None. LIU-None.

Attendance:

Score by periods

Wagner

LIU

Points In Off 2nd Fast Bench
WAGNER Paint T/O Chance Break
LIU 22 18 8 9 12

Last FG - WAGNERW 4th-00:42, LIU 4th-05:00.

Largest lead - WAGNERW by 14 4th-00:02, LIU by 9 2nd-06:03.

WAGNERW led for 15:51. LIU led for 19:33. Game was tied for 04:36.

Score tied - 4 times.

Lead changed - 6 times.

GAME 7: WAGNER @ MERRIMACK 1/30/21 | NORTH ANDOVER, MA

Official Basketball Box Score -- Game Totals -- Final Statistics
Wagner vs Merrimack
01/30/21 1:00 pm at North Andover, MA

Wagner 74 • 5-2,5-1 NEC

#	Player	Total		3-Ptr		Rebounds		PF	TP	A	TO	Blk	Stl	Min	
		FG	FGA	FG	FGA	Off	Def								
15	NWABUDU, Kem	f	4-9	0-0	3-4	1	4	5	4	11	0	2	1	29	
24	KRISTA GRAVA,Emilija	f	4-7	0-0	0-0	1	2	3	4	8	0	1	1	31	
02	THYBULLE, Zhaneia	g	4-10	1-3	1-2	1	3	4	2	10	4	3	0	34	
10	DAILEY, Alayshia	g	3-9	1-3	2-3	2	0	2	4	9	8	1	0	30	
22	EDWARDS, Khaleah	g	6-13	3-7	4-4	0	1	1	2	19	0	2	0	1	38
03	PITT, Raven		0-0	0-0	0-0	0	0	0	0	0	0	0	0	6	
04	POLLARD, Amanda		3-8	3-7	2-2	1	4	5	1	11	0	0	0	0	15
13	SANCHEZ-HENRY,Maris		0-2	0-2	0-0	0	1	1	0	0	0	0	0	3	
21	HEYWARD, Drayah		1-1	0-0	0-0	0	2	2	0	2	1	1	0	1	10
23	MILLER, LaNiya		0-1	0-1	0-0	0	2	2	1	0	2	1	0	0	6
44	TOKUHARA, Kate		1-3	0-2	2-2	1	1	2	0	4	1	2	1	5	23
Team						3	2	5							
Totals			26-63	8-25	14-17	10	22	32	18	74	16	13	3	11	225
1st: FG %: 3-7 42.9%		2nd: 5-14 35.7%		3rd: 4-14 28.6%		4th: 9-13 69.2%		Game: 26-63 41.3%		Double Rebounds		1,1			
3FG %: 0-0 0.0%		2-6 33.3%		2-7 28.6%		1-3 33.3%		14-17 82.0%							
		1-2 50.0%		2-2 100.0%		5-6 83.3%									

1st - FG %: 6-14 42.9% 2nd: 5-14 35.7% 3rd: 4-14 28.6% 4th: 9-13 69.2% Game: 26-63 41.3% Deadball Rebounds 1,1

3FG %: 3-7 42.9% 2-4 50.0% 1-3 33.3% 1-3 33.3% 9-13 69.2%

FT %: 0-0 0.0% 2-2 100.0% 5-6 83.3%

Merrimack 68 • 0-4,0-4 NEC

Merrimack 68 • 0-4,0-4 NEC																		
#	Player	Total		3-Ptr		Rebounds						PF	TP	A	TO	Blk	Stl	Min
		FG	FGA	FG	FGA	FT	FTA	Off	Def	Tot								
00	Alyssa Casey	4-7	1-2	1-2		2	8	10	1	10	0	0	1	1	3	19		
01	Jayne DeCesare	2-11	1-8	4-4		1	4	5	1	9	3	4	1	1	32			
02	Diamond Christian	2-5	2-2	1-2		3	3	6	5	7	3	1	1	2	32			
05	Kaylee Thomas	0-0	0-0	0-0		0	0	0	0	0	1	0	0	0	3			
10	Kate Mager	7-12	4-8	3-3		0	4	4	2	21	4	2	1	1	45			
12	Alana Fursman	1-2	1-1	0-0		1	0	1	3	3	0	1	0	0	10			
13	Nadeshka Bridgewater	0-1	0-0	0-0		0	1	1	2	0	0	2	0	1	4			
21	Mayson Kimball	4-15	0-4	3-6		2	2	4	3	11	0	5	0	1	39			
32	Autumn Truesdale	2-5	0-0	1-2		3	4	7	2	5	4	4	0	1	27			
Team						1	3	4										
Totals		22-58	9-25	13-19		13	29	42	19	66	15	19	4	10	221			
1st FG: 7-14		50.0%	2nd: 4-14	28.6%	3rd: 5-13	38.5%	4th: 5-12	41.7%	Game: 22-58				37.9%	Deadball				
3FG: 0-4		55.6%	1-6	16.7%	1-6	16.7%	2-4	50.0%	9-25				36.0%	Rebounds				
FT: 0-0		0.0%	1-3	33.3%	6-8	75.0%	4-6	66.7%	13-19				68.4%					

1st - FG %: 7-14 50.0% 2nd: 4-14 28.6% 3rd: 5-13 38.5% 4th: 5-12 41.7% Game: 22-58 37.9% Deadball Rebounds 3

3FG %: 5-9 55.6% 1-6 16.7% 2-4 50.0% 9-25 36.0% 13-19 68.4%

FT %: 0-0 0.0% 1-3 33.3% 6-8 75.0%

Officials: Paul Mielella,Jessica Smith,Roger Saraliva

Technical fouls: Wagner-None. Merrimack-None.

Attendance:

2020-21 Women's Basketball. Round: 0. Merrimack vs Wagner. Played at Bert Hamm

Score by periods

Wagner

Merrimack

Points In Off 2nd Fast Bench
WAGNER Paint T/O Chance Break
MC 24 13 12 6 66

Last FG - WAGNERW OT-01:44, MC OT-02:05.

Largest lead - WAGNERW by 6 OT-00:11, MC by 10 3rd-00:54.

WAGNERW led for 06:51. MC led for 35:38. Game was tied for 02:31.

Score tied - 3 times.

Lead changed - 6 times.

GAME 6: WAGNER @ MERRIMACK 1/29/21 | NORTH ANDOVER, MA

Official Basketball Box Score -- Game Totals -- Final Statistics
Wagner vs Merrimack
01/29/21 3:00 pm at North Andover, MA (Hammel Court)

Wagner 56 • 4-2,4-1 NEC

#	Player		Total		3-Ptr		Rebounds				PF	TP	A	TO	Blk	Stl	Min
			FG	FGA	FG	FGA	FT	FTA	Off	Def							
15	NWABUDU, Kem	f	5-12	0-0	0-0		1	3	4	3	10	1	2	0	0	23	
24	KRISTA GRAVA,Emilija	f	7-13	0-1	0-2		2	8	10	0	14	0	2	2	2	34	
02	THYBULLE, Zhaneia	g	3-6	1-2	5-6		0	2	2	1	12	5	5	0	2	32	
10	DAILEY, Alayshia	g	0-0	0-0	2-2		1	2	3	3	2	2	3	0	3	29	
22	EDWARDS, Khaleah	g	3-9	1-4	2-2		0	4	4	0	9	2	1	0	2	31	
03	PITT, Raven	g	1-1	0-0	1-2		0	0	0	1	3	0	2	0	0	8	
04	POLLARD, Amanda	g	0-1	0-1	0-0		0	0	0	1	0	0	0	0	0	3	
13	SANCHEZ-HENRY,Maris	g	0-1	0-1	0-0		0	0	0	1	0	0	1	0	1	9	
21	HEYWARD, Drayah	g	0-0	0-0	1-2		1	1	2	3	1	1	1	1	1	6	
23	MILLER, LaNiya	g	2-7	1-4	0-0		1	2	3	0	5	1	0	0	0	14	
44	TOKUHARA, Kate	g	0-3	0-3	0-0		0	2	2	1	0	1	0	0	0	11	
Team							1	5	6								
Totals			21-53	3-16	11-16		7	29	36	14	56	13	18	3	12	200	
1st - FG %: 4-14 28.6% 2nd: 9-18 50.0% 3rd: 6-16 37.5% 4th: 2-5 40.0% Game: 21-53 39.6% Deadball																	
3FG %: 1-6 16.7% 1-6 16.7% 0-2 0.0% 1-2 50.0% 3-16 18.8% Rebounds																	
50.0% 50.0% 50.0% 50.0% 68.8%																	

1st - FG %: 4-14 28.6% 2nd: 9-18 50.0% 3rd: 6-16 37.5% 4th: 2-5 40.0% Game: 21-53 39.6% Deadball Rebounds 4

3FG %: 1-6 16.7% 1-6 16.7% 0-2 0.0% 1-2 50.0% 3-16 18.8%

FT %: 2-4 50.0% 0-0 0.0% 2-2 100.0% 7-10 70.0% 11-16 68.8%

Merrimack 43 • 0-3,0-3 NEC

#	Player	Total		3-Ptr		Rebounds		PF	TP	A	TO	Blk
---	--------	-------	--	-------	--	----------	--	----	----	---	----	-----



2020-21 WAGNER COLLEGE WOMEN'S BASKETBALL GAME NOTES



// 2020-21 WAGNER COLLEGE WOMEN'S BASKETBALL BOX SCORES //

GAME 9: ST. FRANCIS BROOKLYN @ WAGNER 2/5/21 | STATEN ISLAND, NY

Official Basketball Box Score -- Game Totals -- Final Statistics
St. Francis Brooklyn vs Wagner
02/05/21 4:00 pm at Staten Island, NY (Spero Sports Center)

St. Francis Brooklyn 58 • 2-8,2-8 NEC

#	Player	Total		3-Ptr		Rebounds		PF	TP	A	T	Blk	Stl	Min
		FG	FGA	FG	FGA	Off	Def							
23	Fruzsina Horvath	f	4-6	0-1	3-5	0	5	5	3	11	1	1	1	23
31	Ally Lassen	f	3-9	0-0	3-5	4	3	7	4	9	0	3	0	26
01	Nevena Dimitrijevic	g	5-12	1-3	1-2	0	2	2	2	12	4	8	0	27
03	Alyssa Fisher	g	6-13	3-7	3-4	0	4	4	3	18	0	4	1	37
20	Melody Van Ness	g	0-5	0-4	0-0	2	3	5	1	0	2	1	0	34
12	Carmen Segura		1-2	0-1	0-0	0	0	0	0	2	0	1	0	8
13	Jada McMillan		0-0	0-0	0-0	0	0	0	1	0	0	0	0	3
14	Marta Zori		0-0	0-0	0-0	0	0	0	0	0	0	0	0	1
02	Eszter Varga		1-3	0-0	0-0	1	2	3	2	2	1	2	0	11
33	Zharia Hutchinson		2-5	0-0	0-0	1	4	5	2	4	0	2	1	20
Team						5	1	6			1			
Totals			22-55	4-16	10-16	13	24	37	18	58	8	23	2	200

1st - FG %: 5-16 31.3% 2nd: 5-10 50.0% 3rd: 5-15 33.3% 4th: 7-14 50.0% Game: 22-55 40.0% Deadball Rebounds 2
3FG %: 2-4 50.0% 0-2 0.0% 1-3 33.3% 2-6 33.3% 4-16 25.0%
FT %: 2-3 66.7% 1-2 50.0% 1-3 33.3% 6-8 75.0% 10-16 62.5%

Wagner 62 • 7-2,7-1 NEC

#	Player	Total		3-Ptr		Rebounds		PF	TP	A	T	Blk	Stl	Min
		FG	FGA	FG	FGA	Off	Def							
15	NWABUDU, Kem	f	1-4	0-0	0-0	0	4	4	2	2	1	2	0	24
24	KRISTA GRAVA,Emilija	f	7-14	0-1	2-3	1	5	6	5	16	1	4	0	30
02	THYBULLE, Zhaneia	g	5-11	1-2	0-0	1	2	3	3	11	7	2	0	34
10	DAILEY, Alayshia	g	1-2	1-1	0-0	0	1	1	4	3	0	3	0	15
22	EDWARDS, Khaleah	g	4-10	3-6	4-4	0	4	4	1	15	1	3	0	34
03	PITT, Raven		0-2	0-1	0-0	1	2	3	1	0	1	0	0	9
04	POLLARD, Amanda		1-3	1-2	0-0	0	1	1	1	3	0	1	0	8
13	SANCHEZ-HENRY,Maris		4-6	3-3	1-3	0	0	0	1	12	0	2	0	23
21	HEYWARD, Drayah		0-1	0-0	0-0	1	0	1	1	0	0	1	0	6
23	MILLER, LaNiya		0-0	0-0	0-0	0	2	2	1	0	1	2	0	11
44	TOKUHARA, Kate		0-0	0-0	0-0	2	1	3	4	0	2	1	0	16
Team						1	2	3						
Totals			23-53	9-16	7-10	7	24	31	24	62	14	21	0	200

1st - FG %: 5-12 41.7% 2nd: 7-17 41.2% 3rd: 5-12 41.7% 4th: 6-12 50.0% Game: 23-53 43.4% Deadball Rebounds 2
3FG %: 2-4 50.0% 4-7 57.1% 1-2 50.0% 1-1 100.0% 9-16 56.3%
FT %: 1-2 50.0% 0-1 0.0% 1-2 50.0% 5-5 100.0% 7-10 70.0%

Officials: Anthony Reddin, Willie Crespo, Ken Kelly
Technical fouls: St. Francis Brooklyn-None, Wagner-None.
Attendance:

Score by periods	1st	2nd	3rd	4th	Total
St. Francis Brooklyn	14	11	11	22	58
Wagner	13	18	13	18	62

Points	In	Off	2nd	Fast	Bench
Points	Paint	T/O	Chance	Break	
St. Francis Brooklyn	28	19	11	8	8
Wagner	24	17	7	6	15

Last FG - SFBK 4th-02:41, WAGNERW 4th-00:16.

Largest lead - SFBK by 6 2nd-04:00, WAGNERW by 11 3rd-07:10.

SFBK led for 13:30. WAGNERW led for 23:14. Game was tied for 03:16.

Score tied - 3 times.

Lead changed - 3 times.

GAME 11: FAIRLEIGH DICKINSON @ WAGNER 2/15/21 | STATEN ISLAND, NY

Official Basketball Box Score -- Game Totals -- Final Statistics
Fairleigh Dickinson vs Wagner
02/15/21 7:00 pm at Staten Island, NY (Spero Sports Center)

Fairleigh Dickinson 71 • 12-7,8-6 NEC

#	Player	Total		3-Ptr		Rebounds		PF	TP	A	T	Blk	Stl	Min
		FG	FGA	FG	FGA	Off	Def							
12	Maria Roters	f	5-10	3-4	1-3	3	4	7	2	14	3	3	3	29
30	Madison Stanley	f	8-15	1-2	4-4	1	5	6	1	21	2	1	2	37
03	Madeline Selvaggi	g	2-5	0-2	1-2	0	6	6	1	5	7	0	1	38
10	Devyn Scott	g	0-4	0-1	2-2	0	1	1	1	2	4	2	0	31
22	Lindsey Mack	g	5-13	5-10	0-0	2	2	4	1	15	1	2	2	38
01	Celia Carbonell		0-0	0-0	0-0	0	1	1	0	0	0	1	0	6
02	Taylor Crystian		1-1	0-0	0-0	0	1	1	0	2	0	0	0	1
04	Mikaela Brunais-Bena		0-0	0-0	0-0	0	0	0	0	0	0	0	0	2
11	Abby Conklin		1-1	0-0	0-0	0	0	0	0	2	0	0	0	1
15	Sierra DeAngelo		0-0	0-0	0-0	0	1	1	0	0	2	0	0	4
33	Shannon O'Connor		2-3	0-0	6-9	3	5	8	3	10	0	3	0	12
24	Elise Graham		0-0	0-0	0-0	0	1	1	0	0	0	0	0	1
Team						2	2	4			1			
Totals			24-52	9-19	14-20	11	29	40	9	71	19	16	7	200

1st - FG %: 4-16 25.0% 2nd: 7-14 50.0% 3rd: 7-12 58.3% 4th: 6-10 60.0% Game: 24-52 46.2% Deadball Rebounds 4,1
3FG %: 4-9 44.4% 2-6 33.3% 3-4 75.0% 0-0 0.0% 9-19 47.4%
FT %: 1-1 100.0% 2-2 100.0% 0-0 0.0% 11-16 68.8% 14-20 70.0%

Wagner 46 • 7-4,7-3 NEC

#	Player	Total		3-Ptr		Rebounds		PF	TP	A	T	Blk	Stl	Min
		FG	FGA	FG	FGA	Off	Def							
15	NWABUDU, Kem	f	1-10	0-0	0-0	1	3	4	5	2	1	2	2	26
24	KRISTA GRAVA,Emilija	f	2-7	0-0	6-6	3	2	5	1	10	0	2	1	21
02	THYBULLE, Zhaneia	g	4-13	0-1	0-0	2	1	3	1	8	5	1	0	31
10	DAILEY, Alayshia	g	1-5	1-3	0-0	0	0	0	3	3	1	2	1	20
22	EDWARDS, Khaleah	g	3-6	0-2	0-0	0	6	6	2	6	1	2	0	35
03	PITT, Raven		1-1	0-0	0-0	0	0	0	0	1	2	0	0	2
04	POLLARD, Amanda		3-6	2-4	0-0	1	4	5	2	8	1	2	0	24
11	BRANNON, Ciara		0-0	0-0	0-0	0	0	0	1	0	0	0	0	2
13	SANCHEZ-HENRY,Maris		2-5	1-1	0-0	0	0	0	1	5	1	0	0	14
21	HEYWARD, Drayah		1-4	0-1	0-0	2	1	3	2	2	1	2	0	8
44	TOKUHARA, Kate		0-1	0-0	0-0	0	1	1	2	0	1	0	1	17
Team						1	1	2			1			
Totals			18-58	4-12	6-6	10	19	29	21	46	12	16	4	200

1st - FG %: 4-15 26.7% 2nd: 2-11 18.2% 3rd: 6-14 42.9% 4th: 6-18 33.3% Game: 18-58 31.0% Deadball Rebounds 0
3FG %: 1-1 100.0% 1-1 100.0% 1-2 50.0% 1-4 25.0% 4-12 33.3%
FT %: 0-0 0.0% 2-2 100.0% 4-4 100.0% 0-0 0.0% 6-6 100.0%

Officials: Michael VanGelder Jr., Katelyn Adams, Brian Callahan
Technical fouls: Fairleigh Dickinson-None, Wagner-None.
Attendance:

Score by periods	1st	2nd	3rd	4th	Total
Fairleigh Dickinson	13	18	17	23	71
Wagner	9	7	17	13	46

Points	In	Off	2nd	Fast	Bench
Points	Paint	T/O	Chance	Break	
Fairleigh Dickinson	24	20	16	0	14
Wagner	26	15	11	12	17

Last FG - FDU 4th-00:28, WAGNERW 4th-01:32.

Largest lead - FDU by 25 4th-00:28, WAGNERW None.

FDU led for 39:28. WAGNERW led for 00:00. Game was tied for 00:32.

Score tied - 0 times.

Lead changed - 0 times.

GAME 10: WAGNER @ FAIRLEIGH DICKINSON 2/13/21 | TEANECK, NJ

Official Basketball Box Score -- Game Totals -- Final Statistics
Wagner vs Fairleigh Dickinson
02/13/21 12:00 pm at Hackensack, NJ (Rothman Center)

Wagner 48 • 7-3,7-2 NEC

#	Player	Total		3-Ptr		Rebounds		PF	TP	A	T	Blk	Stl	Min
		FG	FGA	FG	FGA	Off	Def							
15	NWABUDU, Kem	f	4-10	0-0	0-2	1	4	5	3	8	1	1	0	29
24	KRISTA GRAVA,Emilija	f	7-14	1-2	3-6	3	4	7	2	18	0	1	0	32
02	THYBULLE, Zhaneia	g	3-6	0-0	0-0	0	3	3	2	6	4	3	0	37
22	EDWARDS, Khaleah	g	4-12	1-5	1-2	2	2	4	0	10	3	4	1	34
44	TOKUHARA, Kate	g	0-2	0-2	0-0	2	4	6	2	0	2	0	2	18
03	PITT, Raven		0-1	0-0	0-0	0	1	1	0	0	0	0	0	7
04	POLLARD, Amanda		0-2	0-2	0-0	0	0	0	1	0	0	0	0	12
10	DAILEY, Alayshia		0-6	0-1	2-2	1	1	2	3	2	0	0	0	18
11	BRANNON, Ciara		0-0	0-0	0-0	0	0	0	0	0	0	0	0	0+
13	SANCHEZ-HENRY,Maris		0-1	0-0	0-0	0	0	0	0	0	0	0	0	6
21	HEYWARD, Drayah		2-4	0-0	0-0	1	0	1	1	4	0	1	0	7
Team						2	0	2						
Totals			20-58	2-12	6-12	12	19	31	14	48	10	10	3	200

1st - FG %: 3-12 25.0% 2nd: 8-16 50.0% 3rd: 6-14 4





2020-21 WAGNER COLLEGE WOMEN'S BASKETBALL GAME NOTES



// 2020-21 WAGNER COLLEGE WOMEN'S BASKETBALL BOX SCORES //

GAME 17: MOUNT ST. MARY'S @ WAGNER 3/5/21 | STATEN ISLAND, NY

Official Basketball Box Score -- Game Totals -- Final Statistics
Mount St. Mary's vs Wagner
03/05/21 4:00 pm at Staten Island, NY (Spiro Sports Center)

Mount St. Mary's 68 • 15-6,14-4 NEC

#	Player		Total		3-Ptr		Rebounds			PF	TP	A TO Blk Stl				Min
			FG-FGA	FG-FGA	FT-FTA	Off	Def	Tot	A			T	B	Stl		
34	Rebecca Lee	c	3-12	0-0	2-5	3	3	6	3	8	0	2	5	1	33	
03	Kendall Bresee	g	2-13	0-3	0-0	1	11	12	3	4	3	3	0	1	46	
10	Michaela Harrison	g	5-17	2-10	6-7	2	3	5	3	18	0	4	0	2	45	
13	Aryna Taylor	g	4-13	1-7	6-6	0	4	4	1	15	2	3	1	2	43	
21	Kayla Agentowicz	g	3-4	1-1	0-0	0	6	6	1	7	2	1	1	1	28	
00	Isabella Hunt		1-4	0-0	2-2	3	1	4	2	4	1	0	1	1	11	
11	Bridget Birkhead		5-12	2-6	0-0	0	3	3	3	12	1	1	0	2	34	
14	Jessica Tomasetti		0-1	0-0	0-0	0	1	1	1	0	0	1	0	1	7	
15	Jada Lee		0-0	0-0	0-0	0	0	0	0	0	0	0	0	0	2	
33	Isabella Peliaia		0-0	0-0	0-0	0	0	0	0	0	0	0	0	0	1	
	Team					3	1	4			2					
Totals			23-76	6-27	16-20	12	33	45	17	68	9	17	8	11	250	
1st - FG %: 4-16 25.0% 2nd: 6-15 40.0% 3rd: 5-14 35.7% 4th: 4-15 26.7% Game: 23-76 30.3% Deadball																
3FG %: 1-6 16.7% 2-5 40.0% 1-3 33.3% 2-9 22.2% 6-27 22.2% 16-20 80.0%																
FT %: 2-2 100.0% 3-4 75.0% 2-4 50.0% 3-3 100.0%																

Wagner 73 • 12-5,12-4 NEC

#	Player	Total		3-Ptr		Rebounds			PF	TP	A TO Blk Stl				Min
		FG-FGA	FG-FGA	FT-FTA	Off	Def	Tot	A			T	B	Stl		
15	NWABUDU, Kem	f	3-10	0-0	1-1	1	6	7	4	7	1	4	2	0	31
24	KRISTA GRAVA,Emilija	f	15-26	0-2	2-2	1	4	5	1	32	1	2	0	0	36
02	THYBULLE, Zhaneia	g	0-2	0-0	3-4	0	5	5	3	3	6	4	0	2	21
10	DAILEY, Alayshia	g	0-2	0-0	1-2	0	7	7	1	1	2	2	0	1	43
22	EDWARDS, Khaleah	g	6-14	3-7	2-2	0	7	7	4	17	3	0	1	1	38
03	PITT, Raven		0-0	0-0	0-0	0	1	1	0	0	0	0	0	0	5
13	SANCHEZ-HENRY,Maris		0-3	0-1	2-2	0	2	2	1	2	6	3	0	1	23
21	HEYWARD, Drayah		1-3	0-0	0-0	0	2	2	0	2	0	1	0	0	12
23	MILLER, LaNiya		1-3	0-1	2-2	1	3	4	0	4	2	1	1	1	16
44	TOKUHARA, Kate		2-2	1-1	0-0	0	2	2	2	5	1	0	0	2	25
Team						1	5	6			2				
Totals			28-65	4-12	13-15	4	44	48	16	73	22	19	4	8	250
1st - FG %: 8-14 57.1% 2nd: 6-11 54.5% 3rd: 4-17 23.5% 4th: 5-13 38.5% Game: 28-65 43.1% Deadball															
3FG %: 0-1 0.0% 1-2 50.0% 1-3 33.3% 0-3 0.0% 4-12 33.3% 13-15 86.7% Rebounds															
FT %: 1-2 50.0% 1-1 100.0% 4-4 100.0% 0-0 0.0% 0-0 0.0% 0-0 0.0% 0-0 0.0%															

Officials: Timothy Greene,Ashlee Goode,Scott Berkins
Technical fouls: Mount St. Mary's-None. Wagner-None.
Attendance:
*Wagner will be the No. 2 seed in the upcoming NEC Tournament
*Mount St. Mary's enters the NEC Tournament as the No. 1 seed

Score by periods	1st	2nd	3rd	4th	OT	Total
Mount St. Mary's	11	17	13	13	8	68
Wagner	17	14	13	10	8	73

Last FG - MOUNT OT2-00:23, WAGNERW OT2-02:29.
Largest lead - MOUNT by 6 OT-03:21, WAGNERW by 7 1st-02:22.
MOUNT led for 08:34, WAGNERW led for 36:11. Game was tied for 05:15.

GAME 18: #3 SAINT FRANCIS U @ #2 WAGNER 3/10/21 | STATEN ISLAND, NY | NEC SEMIFINALS

Official Basketball Box Score -- Game Totals -- Final Statistics
Saint Francis (PA) vs Wagner
03/10/21 7:00 PM at Staten Island, NY (Spiro Sports Center)

Saint Francis (PA) 57 • 14-9,12-4 NEC

#	Player	Total			3-Ptr		Rebounds			PF	TP	A TO Blk Stl				Min
		FG	FGA	FT	FTA	Off	Def	Tot	A			T	B	S		
12	Katie Dettwiller	f	4-5	0-0	0-1	1	1	2	1	8	0	0	2	0	19	
15	Haley Thomas	f	2-4	0-0	4-4	3	2	5	1	8	2	4	0	2	27	
03	Karson Swogger	g	6-15	2-7	5-7	2	2	4	2	19	3	3	0	0	39	
05	Kaitlyn Maxwell	g	0-2	0-1	0-0	1	1	2	0	0	1	0	0	0	16	
14	Lili Benzel	g	1-6	1-3	0-0	0	5	5	2	3	4	5	0	0	25	
04	Diajha Allen		1-1	0-0	0-0	0	0	0	1	2	0	1	0	1	12	
11	Jada Dapaa		3-10	0-1	2-2	5	2	7	1	8	0	0	0	2	27	
21	Kayley Kovac		0-0	0-0	0-0	0	0	0	0	0	0	0	0	0	1	
22	Jenna Mastellone		2-5	0-1	3-4	1	3	4	0	7	0	5	1	0	28	
31	Sam Miller		1-1	0-0	0-0	0	0	0	0	2	0	1	0	0	6	
	Team					1	2	3			2					
	Totals		20-49	3-13	14-18	14	18	32	8	57	10	21	3	5	200	
1st - FG %:		5-12	41.7%	2nd:	7-11	63.6%	3rd:	5-13	38.5%	4th:	3-13	23.1%	Game:	20-49	40.8%	Deadball
3FG %:		0-1	0.0%	2-4	50.0%	0-2	0.0%	1-6	16.7%	3-13	23.1%	0.0%	14-18	77.8%		Rebounds
FT %:		1-3	33.3%	0-0	0.0%	9-9	100.0%	4-6	66.7%							2

Wagner 70 • 13-5,12-4 NEC

#	Player	Total			3-Ptr			Rebounds			PF	TP	A TO Blk Stl				Min
		FG	FGA	FT	FTA	Off	Def	Tot	A	T			B	S			
15	NWABUDU, Kem	f	4-6	0-0	0-0	2	5	7	4	8	1	3	1	0	23		
24	KRISTA GRAVA,Emilija	f	1-5	0-2	0-0	0	2	2	3	2	1	2	1	0	19		
02	THYBULLE, Zhaneia	g	6-11	0-2	0-1	1	2	3	0	12	4	4	0	1	27		
10	DAILEY, Alayshia	g	0-4	0-1	2-2	0	1	1	2	2	2	1	1	2	34		
22	EDWARDS, Khaleah	g	5-8	2-3	4-4	0	2	2	1	16	2	1	0	2	36		
13	SANCHEZ-HENRY,Maris		5-6	3-3	0-0	0	2	2	1	13	4	1	0	0	16		
21	HEYWARD, Drayah		1-2	0-0	0-0	1	1	2	0	2	0	1	0	0	4		
23	MILLER, LaNiya		1-1	1-1	0-0	0	1	1	0	3	1	0	1	0	13		
44	TOKUHARA, Kate		5-8	2-4	0-0	0	1	1	4	12	1	1	1	1	28		
	Team					2	0	2			1						
	Totals		28-51	8-16	6-7	6	17	23	15	70	16	15	5	6	200		
1st - FG %: 7-14 50.0% 2nd: 4-12 33.3% 3rd: 8-13 61.5% 4th: 9-12 75.0% Game: 28-51 54.9% Deadball																	
3FG %: 2-5 40.0% 1-3 33.3% 3-4 75.0% 2-4 50.0% 8-16 50.0% 0.0%																	
FT %: 0-0 0.0% 2-2 100.0% 2-2 100.0% 2-3 66.7%																	
Officials: Tre Robbins Geraldine Smith Michael Deacono 0																	

Officials: Zoe Robbins,Gearldine Smith,Michael Decomo
Technical fouls: Saint Francis (PA)-None. Wagner-None.
Attendance:
2020-21 Northeast Conference (NEC) Semifinals
#2 Wagner College Seahawks advances over #3 Saint Francis U
Wagner will play #1 Mount St. Mary's in NEC Championship (3/14/21) at MOUNT

Score by periods	1st	2nd	3rd	4th	Total
Saint Francis (PA)	11	16	19	11	57
Wagner	16	11	21	22	70

Last FG - SFU 4th-00:51, WAGNERW 4th-00:14.
Largest lead - SFU by 8 3rd-06:50, WAGNERW by 15 4th-05:10.
SFU led for 07:56, WAGNERW led for 27:19. Game was tied for 04:45.

Score tied - 8 times.
Lead changed - 6 times.

GAME 19: #2 WAGNER @ #1 MOUNT ST. MARY'S 3/14/21 | EMMITSBURG, MD | NEC CHAMPIONSHIP



1989 NEC CHAMPIONS

The 1988-1989 edition of the Green & White went 22-7 while claiming both the NEC Regular Season and Conference Championship.

Wagner suffered four straight losses to begin the year before **Gela Mikalauskas'** squad found itself and reeled off 14 straight wins to end the year, culminating with the school's first NEC Title in any sport.

After dropping back-to-back games to Fairleigh Dickinson and Monmouth the Wagner women would not lose again, ripping 12 straight wins to claim the top seed and homecourt advantage for the NEC Tournament. The Seahawks stopped Fairleigh Dickinson, 63-46, in the semifinals before edging Robert Morris, 66-60, in the title game.

Current assistant coach **Maureen Hannafin** turned in one of the finest all-around seasons in Wagner history, scoring 17.7 points per game, with 2.7 assists per game and 2.0 steals per game while shooting 84.6 percent from the free throw line. For her efforts she was named the NEC Player of the Year, the only such honoree in school history.

Forward **Cynthia Quinlan** joined Hannafin on the All-Conference First Team and earned NEC Tournament MVP honors after averaging 14 points per game and 15 rebounds per game in Wagner's two post-season wins. For the year, she averaged 15.0 points per game and 11.6 rebounds per game. The NEC Champs will be honored on February 7 before the Seahawks game against Saint Francis (PA).

1988-1989 Roster

Kassie (Hornbuckle) Alnwick
Alice (Burgos) Coughlin
Jennifer (Baldwin) Dawson
Ingrid (Faller) Egnot
Kathleen (McLaughlin) Ford
Chris (Anderson) Franzreb
Dr. Catherine Guerriero
Maureen (Coughlin) Hannafin
Claire (Magner) Hannan
Jeanene (Camisa) Healy
Celisse (Obey) Lundy
Cynthia Quinlan
Tonya Smith

Gela Mikalauskas - Head Coach
Sue Salg - Assistant Coach
Tara Gallagher - Athletic Trainer





NEC TOURNAMENT RECORDS



REGULAR SEASON SINGLE GAME

MOST POINTS:	99 vs. Mercy (73), 1-22-81
BIGGEST VICTORY MARGIN:	51 vs. St. Francis (NY) (97-46), 12-8-82
BIGGEST DEFEAT MARGIN:	73 vs. Queens (98-25), 12-7-70
MOST FG MADE:	42 vs. Upsala (94 att.), 2-17-81
	vs. Montclair St. (77 att.), 1-28-84
FEWEST FG MADE:	10 at FDU (44 att.), 1-6-07
MOST FG ATTEMPTED:	94 vs. Upsala (42 made), 2-17-81
FEWEST FG ATTEMPTED:	34 vs. Robert Morris (11 made), 2-11-17
HIGHEST FG PERCENTAGE:	62.0 vs. FDU (31 of 56), 1-13-90
LOWEST FG PERCENTAGE:	20.6 at St. John's (13 of 63), 12-17-16
MOST FT MADE:	38 vs. Mount St. Mary's (52 att.), 1-21-02
FEWEST FT MADE:	0 vs. Drexel, 11-30-98
MOST FT ATTEMPTED:	52 vs. Mount St. Mary's (38 made), 1-21-02
FEWEST FT ATTEMPTED:	2 vs. LIU, 1-10-09
HIGHEST FT PERCENTAGE:	100.0 % vs. Fairleigh Dickinson (6-6), 2-15-21
	against Robert Morris, 3-6-10
	Quinnipiac (11-11), 1-28-10
	vs. LIU (2-2), 1-10-09
	at Army (7-7), 1-9-08
	vs. Central Michigan (15-15), 12-1-08
	at Robert Morris (3-3), 2-19-07
	at LIU (4-4), 2-3-07
	vs St. Peter's (7-7), 12-2-94
LOWEST FT PERCENTAGE:	0.00 vs. Drexel (0-3) 11-30-98
MOST 3-POINT FG MADE:	13 vs. LIU (22 att.), 1-21-04
	13 at Quinnipiac, 12-4-10
MOST REBOUNDS:	73 vs. Mercy, 12-1-83
FEWEST REBOUNDS:	16 vs. Northern Illinois, 11-22-08
MOST PERSONAL FOULS:	36 vs. Saint Francis U, 2-12-17
FEWEST PERSONAL FOULS:	7 at Manhattan, 12-28-03
MOST ASSISTS:	30 vs. Georgia St., 12-28-89
	vs. Fairleigh Dickinson, 1-13-90
FEWEST ASSISTS:	2 vs. Mount St. Mary's, 3-13-92
MOST STEALS:	22 vs. Holy Cross, 1-9-83
FEWEST STEALS:	0 vs. Hofstra, 1-27-82
MOST BLOCKED SHOTS:	17 vs. Mercy, 12-1-83

SEASON

HIGHEST SCORING AVERAGE:	73.2, 1980-81
LOWEST SCORING AVERAGE:	33.9, 1970-71
HIGHEST FG PERCENTAGE:	45.0, 1985-86
LOWEST FG PERCENTAGE:	36.4, 2008-09
HIGHEST FT PERCENTAGE:	70.7, 2000-01
	70.7, 1989-90
LOWEST FT PERCENTAGE:	59.5, 2004-05
MOST REBOUNDS:	1,451, 1981-82
FEWEST REBOUNDS:	934, 2006-07
HIGHEST REBOUNDING AVERAGE:	46.8, 1981-82, 1983-84
LOWEST REBOUNDING AVERAGE:	32.2, 2006-07
HIGHEST VICTORY MARGIN:	11.2, 1983-84
LOWEST VICTORY MARGIN:	15.6, 2004-05
MOST FIELD GOALS MADE:	843, 1984-85
FEWEST FIELD GOALS MADE:	521, 2004-05
MOST FREE THROWS MADE:	442, 1996-97
FEWEST FREE THROWS MADE:	213, 2004-05
MOST PERSONAL FOULS:	673, 2013-14
FEWEST PERSONAL FOULS:	393, 1977-78
MOST ASSISTS:	528, 1988-89
FEWEST ASSISTS:	307, 2013-14
MOST STEALS:	331, 1985-86
FEWEST STEALS:	165, 2013-14
MOST BLOCKED SHOTS:	186, 2013-14
FEWEST BLOCKED SHOTS:	30, 1981-82

NEC TOURNAMENT SINGLE GAME

MOST POINTS:	86 vs. FDU, 3-5-94
FEWEST POINTS:	47 vs. Mt. St. Mary's, 3-13-92
MOST FG MADE:	28 vs. Saint Francis U, 3-10-21
	vs. Monmouth, 3-2-02
	vs. Quinnipiac, 2-26-99;
	vs. FDU, 3-5-94
FEWEST FG MADE:	17 vs. Mt. St. Mary's, 3-13-92; vs. Monmouth 3-8-03
MOST FG ATTEMPTED:	78 vs. Robert Morris, 3-9-91
FEWEST FG ATTEMPTED:	48 vs. Monmouth, 3-5-96
HIGHEST FG PCT:	54.9% vs. Saint Francis U, 3-10-21
LOWEST FG PCT:	30.6 vs. Monmouth (19-62), 3-5-04
MOST FT MADE:	29 vs. FDU, 3-5-94
FEWEST FT MADE:	2 vs. FDU, 3-6-90
MOST FT ATTEMPTED:	37, at Mount St. Mary's, 3-9-14
FEWEST FT ATTEMPTED:	7 vs. Saint Francis U, 3-10-21
	vs. RMU, 3-6-10
HIGHEST FT PERCENTAGE:	100.0 vs. RMU (7-7), 3-6-10
LOWEST FT PERCENTAGE:	25.0 vs. FDU (2-8), 3-6-90
MOST REBOUNDS:	52 vs. Robert Morris, 3-11-88; vs. Marist, 3-10-93
FEWEST REBOUNDS:	23 vs. Saint Francis U, 3-10-21
MOST ASSISTS:	20 vs. Rider, 3-7-95
FEWEST ASSISTS:	2 vs. Mount St. Mary's, 3-13-92
MOST STEALS:	17 vs. Loyola-MD, 3-8-88
FEWEST STEALS:	3 vs. Rider, 3-7-95; 3 vs. Saint Francis (PA), 2-28-99
MOST BLOCKED SHOTS:	7 vs. FDU, 3-10-89

NEC TOURNAMENT GAME RESULTS

1986-1987 (0-1) Quarterfinals--#5 St. Francis (NY) 55, #4 WAGNER 54	1998-1999 (1-1) Quarterfinals--#3 WAGNER 80, #6 Quinnipiac 62 Semifinals--#3 WAGNER 65, #2 Saint Francis (PA) 73
1987-1988 (1-1) Quarterfinals--#3 WAGNER 62, #6 Loyola-MD 52 Semifinals--#2 Robert Morris 75, #3 WAGNER 61	1999-2000 (2-1) Quarterfinals --#6 WAGNER 59, #3 Sacred Heart 56 Semifinals -- #6 WAGNER 61, Mount St. Mary's 57 Championship -- #1 Saint Francis (PA) 74, WAGNER 60
1988-1989 (2-0) Semifinals--#1 WAGNER 66, #5 FDU 46 Finals--#1 WAGNER 66, #2 Robert Morris 60	2000-2001 (0-1) Quarterfinals -- #3 LIU 77, #6 WAGNER 66
1989-1990 (0-1) Quarterfinals--#3 Fairleigh Dickinson 69, #6 WAGNER 53	2001-2002 (1-1) Quarterfinals -- #5 WAGNER 73, #4 Monmouth 59 Semifinals -- #1 Saint Francis (PA) 74, #5 WAGNER 55
1990-1991 (2-1) Quarterfinals--#6 WAGNER 72, #3 Marist 61 Semifinals--#6 WAGNER 70, #2 Monmouth 64 Championship--#4 Robert Morris 69, #6 WAGNER 61	2002-2003 (0-1) Quarterfinals --#3 Monmouth 51, #6 WAGNER 48
1991-1992 (1-1) Quarterfinals--#5 WAGNER 61, #4 Saint Francis (PA) 51 Semifinals--#1 Mount St. Mary's 61, #5 WAGNER 47	2003-2004 (0-1) Quarterfinals --#3 Monmouth 72, #6 WAGNER 54
1992-1993 (0-1) Quarterfinals--#4 Marist 61, #5 WAGNER 57	2009-2010 (0-1) Quarterfinals --#1 Robert Morris 68, #8 WAGNER 52
1993-1994 (1-1) First Round--#7 WAGNER 86, #10 FDU 69 Quarterfinals--#2 Saint Francis (PA) 90, #7 WAGNER 70	2013-2014 (0-1) Quarterfinals --#2 Mount St. Mary's 75, #7 WAGNER 66
1994-1995 (0-1) Quarterfinals--#4 Rider 77, #5 WAGNER 58	2018-2019 (0-1) Quarterfinals --#2 Sacred Heart 68, #7 WAGNER 5
1995-1996 (0-1) Quarterfinals--#5 Monmouth 63, #4 WAGNER 56	2019-2020 (0-1) Quarterfinals --#1 Robert Morris 65, #8 WAGNER 61 (ot)
1996-1997 (1-1) Quarterfinals--#3 WAGNER 71, #6 LIU 55 Semifinals--#2 Monmouth 60, #3 WAGNER 54	2020-2021 (0-0) Semifinals --#2 WAGNER 70, #3 Saint Francis U 57 Championship -- #2 WAGNER xx, #1 Mount St. Mary's
1997-1998 (2-1) Quarterfinals -- #3 WAGNER 68, #6 Monmouth 58 Semifinals -- #3 WAGNER 54, #2 CCSU 50 Championship -- #1 Saint Francis (PA) 74, #3 WAGNER 49	

NEC TOURNAMENT RECORD VS. ALL SCHOOLS (15-21)

Central Connecticut.....1-0	St. Francis Brooklyn.....0-1
Fairleigh Dickinson.....2-1	Saint Francis U.....2-5
LIU Brooklyn.....1-1	Sacred Heart.....1-1
Monmouth.....3-4	Loyola-MD.....1-0
Mount St. Mary's.....1-2	Marist.....1-1
Quinnipiac.....1-0	Rider.....0-1
Robert Morris.....1-4	

GAME 19// 2020-21 NEC CHAMPIONSHIP// #1 MOUNT ST. MARY'S// MAR. 14, 2021



1997-98 Seahawks (NEC Tournament Finalist)



NEC TOURNAMENT SINGLE-GAME RECORDS



SCORING

1. Meredith Kerns vs. LIU, 3-3-01.....	32
2. Nia Ryan vs. Sacred Heart, 3-3-00.....	28
3. Nia Ryan vs. Quinnipiac, 2-26-99.....	26
4. Maureen Coughlin vs. Loyola-MD, 3-8-88.....	25
5. Amanda Young vs. Saint Francis (PA), 3-7-98.....	24
Amanda Young vs. Monmouth, 3-3-98.....	24

FIELD GOALS MADE

1. Meredith Kerns vs. LIU, 3-3-01.....	11
2. Carrie Walker vs. Monmouth, 3-5-04.....	10
Meredith Kerns vs. Monmouth, 3-2-02.....	10
4. Taylah Simmons at Sacred Heart, 3-11-19.....	9
Nia Ryan vs. Sacred Heart, 3-3-00.....	9
Nia Ryan vs. Quinnipiac, 2-26-99.....	9
Jenny Frazier at Rider, 3-7-95.....	9

FIELD GOALS ATTEMPTED

1. Carrie Walker vs Monmouth, 3-5-04.....	23
Chris Anderson at Robert Morris, 3-9-91.....	23
3. Khaleah Edwards at Robert Morris, 3-9-20.....	20
Meredith Kerns vs. LIU, 3-3-01.....	20
Nia Ryan vs. Saint Francis (PA), 3-6-00.....	20
Nia Ryan vs. Sacred Heart, 3-3-00.....	20

FREE THROWS MADE

1. Meredith Kerns vs. LIU, 3-3-01.....	10
2. Nia Ryan vs. Sacred Heart, 3-3-00.....	9
Amanda Young vs. Monmouth, 3-3-98.....	9
Chris Anderson at Monmouth, 3-8-91.....	9
Stacey Morris at Marist, 3-5-91.....	9

FREE THROWS ATTEMPTED

1. Nia Ryan vs. Sacred Heart, 3-3-00.....	15
2. Meredith Kerns vs. LIU, 3-3-01.....	13
3. Carrie Walker vs Monmouth, 3-5-04.....	12
4. Michelle Diener at Marist, 3-10-93.....	11
5. Six tied with.....	10

3-PT FIELD GOALS MADE

1. Susan Moffat vs. LIU, 3-1-97.....	5
Chris Anderson at Saint Francis (PA), 3-10-92.....	5
3. Amanda Young vs. Saint Francis (PA), 2-28-99.....	4
Susan Moffat vs. Saint Francis (PA), 3-7-98.....	4
Susan Moffat vs. Monmouth, 3-3-98.....	4

3-PT FIELD GOALS ATTEMPTED

1. Susan Moffat vs. Monmouth, 3-3-98.....	14
2. Chris Anderson at Robert Morris, 3-9-91.....	12
3. Joy Gallagher vs Monmouth, 3-5-04.....	11
4. Jasmine Nwajei at Mount St. Mary's, 3-9-14.....	10
Susan Moffat vs. LIU, 3-1-97.....	10
6. Khaleah Edwards vs. Robert Morris, 3-9-20.....	9
Susan Moffat vs. Saint Francis (PA), 3-7-98.....	9

REBOUNDS

1. Cynthia Quinlan vs. Robert Morris, 3-11-89.....	18
2. Nia Ryan vs. LIU, 3-1-97.....	17
3. Sherry Morris at Marist, 3-5-91.....	16
4. Carrie Walker vs. Monmouth, 3-5-04.....	15
Cynthia Quinlan vs. St. Francis (NY), 3-3-87.....	15

ASSISTS

1. Ashley Linscott vs. Monmouth, 3-2-02.....	10
2. Jackie Fournier vs. Saint Francis (PA), 3-3-02.....	9
3. Ashley Linscott vs. Monmouth, 3-5-04.....	8
4. Deandra Teague vs. Saint Francis (PA), 2-28-99.....	7
Susan Moffat vs. LIU, 3-1-97.....	7
Susan Moffat vs. Monmouth, 3-5-96.....	7
Brenda Milano at Marist, 3-10-93.....	7
Chris Anderson at Marist, 3-5-91.....	7

Jennifer Marra vs. Loyola-MD, 3-8-88.....	7
---	---

STEALS

1. Shawn Martin at Loyola-MD, 3-8-88.....	7
2. Khaleah Edwards at Robert Morris, 3-9-20.....	4
Ashley Linscott vs. Monmouth, 3-5-04.....	4
Nia Ryan vs. Mount St. Mary's, 3-4-00.....	4
Kristee Chaplin vs. FDU, 3-5-94.....	4
Michelle Diener at Saint Francis (PA), 3-10-92.....	4
Patti Winterfeldt at Marist, 3-5-91.....	4
Chris Anderson at FDU, 3-6-90.....	4
Maureen Coughlin at Robert Morris, 3-11-88.....	4
Maureen Coughlin vs. Loyola-MD, 3-8-88.....	4
Maureen Coughlin vs. St. Francis (NY), 3-3-87.....	4

BLOCKS

1. Rachel Carman at Saint Francis (PA), 3-8-94.....	5
2. Cythnia Quinlan vs. FDU, 3-10-89.....	4
3. Meredith Kerns vs. Monmouth, 3-2-02.....	3
Meredith Kerns vs. Long Island, 3-3-01.....	3
Meredith Kerns vs. Mount St. Mary's, 3-4-00.....	3
Susan Moffat vs. Monmouth, 3-3-98.....	3
Cythnia Quinlan at FDU, 3-6-90.....	3
Cythnia Quinlan vs. Robert Morris, 3-11-89.....	3



Meredith Kerns



Carrie Walker

HEAD COACH HEATHER JACOBS



FIFTH SEASON



Heather Jacobs embarks on her fifth season as head coach of the Wagner College women's basketball program. Jacobs was introduced as the ninth head coach in program history back on April 20, 2016. Regarded as a rising star in the coaching profession, Jacobs has been instrumental in the development of several Seahawks, both on and off the court.

The Seahawks built upon the success as under Coach Jacobs, the program qualified for the postseason for the second straight season. Coach Jacobs' squad narrowly rewrote the conference history books as they nearly defeated the top-seed, Robert Morris, which would have been only the second occurrence that a No. 8 seed would upset the top-seed, in men's or women's conference tournament history.

Collectively, the Green & White finished the year ranking in the top-three in the circuit in assists (13.8 apg), turnover margin (+0.7), and placed in the top-five in steals (fourth, 8.0 spg).

In conference-only contests, Wagner was the most efficient shooting team from the free-throw line, converting at a 75.4



Coach Jacobs continued to mentor and develop her athletes, with sophomore Emilija Krista Grava turning in a breakout second season. Krista Grava was the NEC's second-leading scorer (15.7 ppg) en route to being tabbed to the All-NEC First Team. She ranked in the top-ten in field goal percentage (46.6%), free-throw percentage (77.1%), while placing among the top-15 rebounders (6.0 rpg). In addition to the league honors, Krista Grava was recognized by the Metropolitan Basketball Writers' Association (MBWA), collecting third-team honors.

In addition to Krista Grava, Jacobs oversaw the improvement of veteran Seahawk, Khaleah Edwards, who finished the year as the team's second-leading scorer (11.0 ppg) and helped on the boards (5.3 rpg). Edwards found her rhythm from the outside in Jacobs' offense, as she connecting on nearly 35.0 percent from the outside, while averaging 2.0 made threes a game, which was sixth-best in the conference.

In 2018-19, it marked the first step forward for the program. Predicted to finish tenth in the league's preseason poll, the Seahawks doubled its Northeast Conference (NEC) win total from a season ago, finishing the year with a 10-20 overall record and 8-10 in league tilts. The Green & White qualified for the NEC postseason for the first time in five years and first under the direction of Coach Jacobs.

Coach Jacobs was pivotal in the development of Taylah Simmons and newcomer Krista Grava. Simmons went on to become just the fourth women's basketball player in league history to garner the Most Improved Player award while earning Second Team honors. For



per-
cent
clip.
The
fin-

Seahawks finished third in assists (13.6 apg), turnover margin (+3.78), and ranked in the top-five in steals (9.1 spg) and assists/turnover ratio (0.8).

Among all teams in Division I, the Seahawk defense forced 19.43 turnovers during the season, which ranked 34th nationally.



Krista Grava, she was tabbed to the All-Rookie Team.

In four short seasons, Jacobs has now guided two student-athletes to earn a major conference award, while having at least one player being named to an All-NEC Team in each season. Among those that have flourished under the guidance of Coach Jacobs are former Seahawks, Sierra Clark, and Kerstie Phillips.

Clark, who spent one season at Wagner as a graduate transfer, played for Coach Jacobs at Adelphi. In her lone season on Grymes Hill, Clark was nominated among 30 honorees for the 2018 NCAA Woman of the Year as well as signing a professional contract with Arxil Pontevedra of the European Basketball League. Named the 2017-18 NEC Women's Basketball Student-Athlete of the Year in addition to earning a spot on the CoSIDA Academic All-District First Team, Clark, garnered First Team All-NEC honors as well as collecting Metropolitan Basketball Writers' Association (MBWA) Second Team honors after being ranked second in the NEC in scoring (18.6 ppg) and rebounding (9.7).

Phillips went on to claim the 2016-17 NEC Rookie of the Year as well as earning All-NEC Second Team honors. Phillips became just the third Seahawk in program history to ever be named the league's Rookie of the Year, joining former standouts Meredith Kearns (1998-99) and Jasmine Nwajei (2013-14). Phillips was the conference-leading freshman scorer at 16.2 points per game (in conference-only games), which ranked fourth among all-league players and 13.1 points per game overall, a figure that ranked seventh in the circuit.

Phillips went on to capture a program-record eight NEC Rookie of the Week honors while finishing the season shooting 48.1 percent from the field (2nd in the NEC) and 42.9 overall (ranking among the top-10).

Jacobs arrived on Grymes Hill after spending six seasons as head coach at Adelphi University in Garden City, NY, leading the Panthers to tremendous success during her tenure.

Back in 2014-15, Jacobs led her squad to a 28-4 overall record and an 18-2 mark in the Northeast 10 (NE-10), claiming the program's first-ever league championship and hosting the NCAA Division II East Regional. During the season, Adelphi ranked as high as No. 3 in the nation and tied a program record for most wins in a single-season, with Jacobs earning ECAC Division II and All-MBWA Coach of the Year honors.



During her six years at Adelphi, Jacobs guided the Panthers to four consecutive winning seasons, including a pair of 20-plus win campaigns, while amassing an overall record of 101-72 (.584), including a 65-61 (.516) mark in the NE-10.

Before she arrived at Adelphi, where Jacobs was also an assistant athletic director, she spent three years as the head coach, senior woman's administrator (SWA) at Daniel Webster College, a Division III institution in Nashua, NH.

For the 2009-10 season, she helped lead the Eagles to a school-record 20 wins (20-6) as well as capturing the New England Collegiate Conference (NECC) regular-season title. For her efforts, she was tabbed NECC Coach of the Year. In 2008-09, Jacobs directed the Eagles to a 17-11, attaining the program's first winning season and postseason appearance in a decade. The Eagles advanced to the conference's inaugural championship game.

At Daniel Webster, Coach Jacobs secured 47 wins, going 37-17 over her final two seasons. Being hired as the youngest head coach in the NCAA in 2007, she inherited a program that won just eight games the previous year and helped guide the Eagles to double-digit wins (10) in her first season.

In addition to her coaching duties at Daniel Webster, she also served as the athletic program's senior woman administrator.

Before her appointment at Daniel Webster, she spent one year as an assistant coach at Norwich University. The Lady Cadets posted a 24-4 overall record and advanced to the conference tournament championship game before earning an at-large bid to the NCAA tournament.

A native of Stoughton, MA, Jacobs is a 2006 graduate of Franklin Pierce University in Rindge, NH, where

GAME 19 // 2020-21 NEC CHAMPIONSHIP // #1 MOUNT ST. MARY'S // MAR. 14, 2021



2020-21 WAGNER COLLEGE WOMEN'S BASKETBALL GAME NOTES



she earned magna cum laude honors with a Sports and Recreation Management major, and a minor in Marketing.

On the hardwood, Jacobs was a two-time NE-10 Conference All-Academic selection while garnering Second Team accolades in her final season after leading the Ravens in scoring and the league in free-throw shooting percentage. A two-time team captain, Jacobs was a two-time team MVP and ranks among the top-20 on the Ravens' all-time scoring list and rebounding list at the time of her graduation.



// JACOBS MILESTONE COLLEGIATE VICTORIES //

DATE	ACCOLADE	RESULT
November 20, 2007	First Career Coaching Win	Daniel Webster 69, Anna Maria 30
November 15, 2016	First Career Division I Coaching Win	Wagner 62, Staten Island 60
January 19, 2008	First Career Conference Coaching Win	Daniel Webster 69, Pine Manor 59
January 30, 2017	First Career Northeast Conference (NEC) Coaching Win	Wagner 48, St. Francis Brooklyn 45
December 7, 2010	50th Career Coaching Win	Adelphi 74, New Haven 64
March 6, 2014	100th Career Coaching Win	Adelphi 93, Stonhill 77
February 6, 2017	150th Career Coaching Win	Wagner 74, Fairleigh Dickinson 66
March 5, 2021	190th Career Coaching Win	Wagner 73, Mount St. Mary's 68 (2ot)

// THE JACOBS FILE //

PERSONAL

Birthdate November 25, 1984 (36 years old)
Hometown Stoughton, MA

EDUCATION

Bachelor of Science Franklin Pierce, 2006
Minor Sports & Recreation Management
Marketing

MBA Daniel Webster College, 2012
Master of Business Administration

Master's Degree Adelphi University, 2016
Sports Management

COACHING EXPERIENCE

2006-2007 Assistant Coach Norwich University
2007-2010 Head Coach/SWA Daniel Webster College (DIII)
2010-2016 Head Coach/Asst. AD Adelphi University (DI)
2016-present Head Coach Wagner College (DI)

COLLEGE COACHING RECORD

SEASON	SCHOOL	RECORD (CONF)	NEC FINISH	POSTSEASON
2006-07	Norwich	24-4 (11-1)	---	---
2007-08	Daniel Webster	10-15 (2-11)	---	---
2008-09	Daniel Webster	17-11 (10-6)	---	---
2009-10	Daniel Webster	20-6 (15-1)	---	---
2010-11	Adelphi	8-18 (0-0)	---	---
2011-12	Adelphi	9-17 (7-15)	---	---
2012-13	Adelphi	15-13 (11-11)	---	---
2013-14	Adelphi	23-8 (14-6)	---	---
2014-15	Adelphi	28-4 (18-2)	---	---
2015-16	Adelphi	18-12 (10-10)	---	---
2016-17	Wagner	4-25 (3-15)	10th	Did Not Qualify
2017-18	Wagner	6-23 (4-14)	10th	Did Not Qualify
2018-19	Wagner	10-20 (8-10)	T-6th	NEC Quarters
2019-20	Wagner	10-20 (6-12)	9th	NEC Quarters
2020-21	Wagner	13-5 (12-4)	2nd	---
Totals		191-197 (128-128)		

Bold = Head Coach

HEAD COACH (14 SEASONS)	191-197	(.492)
ASSISTANT COACH (1 SEASON)	24-4	(.857)
14 OVERALL SEASONS		
Daniel Webster (3 seasons)	47-32 (27-18)	(.595)
Adelphi (6 seasons)	101-72 (68-55)	(.584)
Wagner (5 seasons)	43-93 (33-55 NEC)	(.316)

COLLEGE COACHING ACCOLADES

2007-08 Hired as then the youngest head coach at Daniel Webster
2009-10 New England Collegiate Conference (NECC) Coach of the Year
2014-15 ECAC Division II Coach of the Year
All-Metropolitan Basketball Writers' Association (MBWA) Coach of the Year



GAME 19 // 2020-21 NEC CHAMPIONSHIP // #1 MOUNT ST. MARY'S // MAR. 14, 2021



JACOBS' RECORD VS. ALL OPPONENTS (AT WAGNER)

OPPONENT	OVERALL	AT WAGNER	AT OPPONENT	LAST MEETING
ALBANY	0-2	0-1	0-1	11/22/2017
ARMY WEST POINT	0-2	0-1	0-1	12/8/2018
BRYANT	3-7	1-5	2-2	2/25/2021
BUTLER	0-1	0-0	0-1	11/9/2019
CENTRAL CONNECTICUT	5-5	4-2	1-3	3/1/2021
COLGATE	0-1	0-0	0-1	12/22/2019
DELAWARE STATE	0-1	0-1	0-0	11/20/2016
FAIRLEIGH DICKINSON	3-7	1-4	2-3	2/15/2021
FORDHAM	0-1	0-0	0-1	11/9/2018
JAMES MADISON	0-1	0-0	0-1	11/12/2017
LAFAYETTE	0-2	0-1	0-1	11/17/2018
LIU	6-4	3-1	3-3	1/15/2021
LONGWOOD	2-0	1-0	1-0	12/10/2017
MARYLAND	0-1	0-0	0-1	11/5/2019
MERRIMACK	2-1	0-0	2-1	1/30/2021
MOUNT ST. MARY'S	4-6	4-2	0-4	3/5/2021
NEW HAMPSHIRE	0-2	0-1	0-1	11/18/2017
NJIT	1-1	1-0	0-1	11/19/2019
PENNSYLVANIA	0-1	0-1	0-0	12/3/2016
PRINCETON	0-2	0-1	0-1	12/17/2017
RIDER	0-1	0-0	0-1	12/18/2019
ROBERT MORRIS	0-9	0-4	0-5	3/11/20
SACRED HEART	1-9	0-4	1-5	1/8/2021
SAINT FRANCIS U	3-6	2-3	1-3	3/10/2021
SAINT PETER'S	1-1	1-0	0-1	11/13/2019
SETON HALL	0-2	0-0	0-2	12/11/2020
SIENA	0-1	0-0	0-1 (N)	11/24/2018
STATEN ISLAND	4-0	3-0	1-0	11/30/2019
ST. FRANCIS BROOKLYN	7-3	6-0	1-3	2/5/2021
ST. JOHN'S	0-1	0-0	0-1	12/17/2016
STONY BROOK	0-3	0-1	0-2	12/15/2019
TEMPLE	0-1	0-0	0-1	11/16/2017
TOWSON	0-2	0-1	0-1	11/30/2017
UMBC	1-0	1-0	0-0	11/16/2019
VERMONT	0-1	0-0	0-1	11/23/2018
VIRGINIA TECH	0-1	0-0	0-1	11/10/2017
YALE	0-3	0-2	0-1	12/31/2019
YOUNGSTOWN STATE	0-1	0-0	0-1	11/23/2019

- TEAMS IN BOLD REPRESENT 2020-21 OPPONENTS



RECORD BREAKDOWN

Overall	43-93
Conference	33-55
Home	28-36
Away	15-56
Neutral	0-1

BY MONTH

November	7-22
December	3-17
January	11-26
February	18-20
March	4-8

VS. CONFERENCES

America East	1-8
American Athletic	0-1
Atlantic Coast	0-1
Atlantic 10	0-1
Atlantic Sun	1-1
Big East	0-4
Big South	2-0
Big Ten	0-1
Colonial	0-3
Horizon	0-1
Ivy League	0-6
Metro Atlantic Athletic	1-4
Mid-Eastern Athletic	0-1
Non-Division I	4-0
Northeast	33-55
Patriot League	0-5



2020-21 WAGNER COLLEGE WOMEN'S BASKETBALL GAME NOTES



// WAGNER COLLEGE WOMEN'S BASKETBALL CAREER STATISTICS //

BRANNON, Ciara

			Total		3-Point		F-Throws		Rebounds											Scoring	
Season	gp-gs	min/avg	fg-fga	pct	fg-fga	pct	ft-fa	pct	off	def	tot	avg	pf	fo	ast	to	blk	stl	pts	avg	
2020-21	6-0	14/2.3	1-1	1.000	0-0	.000	1-4	.250	0	1	1	0.2	4	0	0	0	0	1	3	0.5	
TOTAL	6-0	14/2.3	1-1	1.000	0-0	.000	1-4	.250	0	1	1	0.2	4	0	0	0	0	1	3	0.5	

COWAN, Alex

			Total		3-Point		F-Throws		Rebounds										Scoring	
Season	gp-gs	min/avg	fg-fga	pct	fg-fga	pct	ft-fa	pct	off	def	tot	avg	pf	fo	ast	to	blk	stl	pts	avg
2019-20	29-25	854/29.4	71-216	.329	33-91	.363	70-87	.805	26	60	86	3.0	66	1	77	101	1	22	245	8.4
TOTAL	29-25	854/29.4	71-216	.329	33-91	.363	70-87	.805	26	60	86	3.0	66	1	77	101	1	22	245	8.4

DAILEY, Alayshia

			Total		3-Point		F-Throws		Rebounds											Scoring	
Season	gp-gs	min/avg	fg-fga	pct	fg-fga	pct	ft-fa	pct	off	def	tot	avg	pf	fo	ast	to	blk	stl	pts	avg	
2017-18	29-13	589/20.3	36-92	.391	2-8	.250	36-67	.537	25	49	74	2.6	92	4	39	80	7	28	110	3.8	
2018-19	30-26	812/27.1	65-140	.464	1-6	.167	89-136	.654	31	73	104	3.5	100	6	93	85	10	34	220	7.3	
2019-20	24-22	602/25.1	28-86	.326	7-18	.389	38-60	.633	25	43	68	2.8	74	3	53	77	1	24	101	4.2	
2020-21	18-13	477/26.5	22-68	.324	6-16	.375	33-49	.673	16	33	49	2.7	51	0	42	39	5	16	83	4.6	
TOTAL	101-74	2480/24.6	151-386	.391	16-48	.333	196-312	.628	97	198	295	2.9	317	13	227	281	23	102	514	5.1	

EDWARDS, Khaleah

			Total		3-Point		F-Throws		Rebounds											Scoring	
Season	gp-gs	min/avg	fg-fga	pct	fg-fga	pct	ft-fa	pct	off	def	tot	avg	pf	fo	ast	to	blk	stl	pts	avg	
2017-18	29-13	661/22.8	49-142	.345	24-91	.264	12-16	.750	3	78	81	2.8	57	2	22	69	6	15	134	4.6	
2018-19	30-25	898/29.9	91-226	.403	58-160	.363	18-24	.750	16	108	124	4.1	65	2	30	56	15	26	258	8.6	
2019-20	29-29	938/32.3	122-291	.419	51-146	.349	25-32	.781	55	99	154	5.3	57	1	52	45	8	39	320	11.0	
2020-21	18-18	559/31.1	70-167	.419	24-73	.329	28-29	.966	12	63	75	4.2	32	1	24	39	6	32	192	10.7	
TOTAL	106-85	3056/28.8	332-826	.402	157-470	.334	83-101	.822	86	348	434	4.1	211	6	128	209	35	112	904	8.5	

HEYWARD, Drayah

			Total		3-Point		F-Throws		Rebounds											Scoring	
Season	gp-gs	min/avg	fg-fga	pct	fg-fga	pct	ft-fa	pct	off	def	tot	avg	pf	fo	ast	to	blk	stl	pts	avg	
2019-20	30-0	304/10.1	24-56	.429	0-1	.000	20-24	.833	13	31	44	1.5	65	1	25	41	3	16	68	2.3	
2020-21	17-0	123/7.2	15-38	.395	1-3	.333	13-21	.619	8	19	27	1.6	13	0	7	12	2	5	44	2.6	
TOTAL	47-0	427/9.1	39-94	.415	1-4	.250	33-45	.733	21	50	71	1.5	78	1	32	53	5	21	112	2.4	

HOW, Joellen

			Total		3-Point		F-Throws		Rebounds											Scoring	
Season	gp-gs	min/avg	fg-fga	pct	fg-fga	pct	ft-fa	pct	off	def	tot	avg	pf	fo	ast	to	blk	stl	pts	avg	
2017-18	18-2	178/9.9	12-36	.333	5-21	.238	1-2	.500	4	14	18	1.0	13	0	6	28	4	4	30	1.7	
2018-19	30-3	397/13.2	30-90	.333	20-61	.328	5-8	.625	6	26	32	1.1	33	0	29	45	3	6	85	2.8	
2019-20	8-2	58/7.3	1-12	.083	1-9	.111	0-0	.000	2	5	7	0.9	1	0	4	8	0	3	3	0.4	
TOTAL	56-7	633/11.3	43-138	.312	26-91	.286	6-10	.600	12	45	57	1.0	47	0	39	81	7	13	118	2.1	

JACKSON, Katrice

			Total		3-Point		F-Throws		Rebounds											Scoring	
Season	gp-gs	min/avg	fg-fga	pct	fg-fga	pct	ft-fa	pct	off	def	tot	avg	pf	fo	ast	to	blk	stl	pts	avg	
2019-20	30-0	282/9.4	17-58	.293	0-0	.000	19-39	.487	25	26	51	1.7	51	1	9	12	7	12	53	1.8	
TOTAL	30-0	282/9.4	17-58	.293	0-0	.000	19-39	.487	25	26	51	1.7	51	1	9	12	7	12	53	1.8	



2020-21 WAGNER COLLEGE WOMEN'S BASKETBALL GAME NOTES



// WAGNER COLLEGE WOMEN'S BASKETBALL CAREER STATISTICS //

KRISTA GRAVA, Emilija

Season	gp-gs	min/avg	Total		3-Point		F-Throws		Rebounds				pf	fo	ast	to	blk	stl	Scoring	
			fg-fga	pct	fg-fga	pct	ft-fa	pct	off	def	tot	avg							pts	avg
2018-19	21-16	576/27.4	92-220	.418	6-23	.261	23-34	.676	52	62	114	5.4	69	2	21	54	16	20	213	10.1
2019-20	29-29	889/30.7	193-414	.466	4-16	.250	64-83	.771	78	96	174	6.0	73	1	27	74	23	27	454	15.7
2020-21	18-18	557/30.9	110-236	.466	4-19	.211	34-45	.756	36	64	100	5.6	37	1	16	42	11	16	258	14.3
TOTAL	68-63	2022/29.7	395-870	.454	14-58	.241	121-162	.747	166	222	388	5.7	179	4	64	170	50	63	925	13.6

MILLER, LaNiya

Season	gp-gs	min/avg	Total		3-Point		F-Throws		Rebounds				pf	fo	ast	to	blk	stl	Scoring	
			fg-fga	pct	fg-fga	pct	ft-fa	pct	off	def	tot	avg							pts	avg
2020-21	13-0	153/11.8	17-36	.472	12-24	.500	2-2	1.000	2	20	22	1.7	8	0	10	10	2	4	48	3.7
TOTAL	13-0	153/11.8	17-36	.472	12-24	.500	2-2	1.000	2	20	22	1.7	8	0	10	10	2	4	48	3.7

NWABUDU, Kem

Season	gp-gs	min/avg	Total		3-Point		F-Throws		Rebounds				pf	fo	ast	to	blk	stl	Scoring	
			fg-fga	pct	fg-fga	pct	ft-fa	pct	off	def	tot	avg							pts	avg
2020-21	17-17	434/25.5	76-170	.447	0-2	.000	16-31	.516	25	71	96	5.6	57	1	15	47	16	19	168	9.9
TOTAL	17-17	434/25.5	76-170	.447	0-2	.000	16-31	.516	25	71	96	5.6	57	1	15	47	16	19	168	9.9

PITT, Raven

Season	gp-gs	min/avg	Total		3-Point		F-Throws		Rebounds				pf	fo	ast	to	blk	stl	Scoring	
			fg-fga	pct	fg-fga	pct	ft-fa	pct	off	def	tot	avg							pts	avg
2018-19	6-0	35/5.8	1-6	.167	0-2	.000	1-2	.500	0	2	2	0.3	5	0	3	2	0	2	3	0.5
2019-20	23-0	197/8.6	13-38	.342	1-8	.125	4-12	.333	11	27	38	1.7	16	0	20	20	0	16	31	1.3
2020-21	15-5	119/7.9	9-19	.474	0-2	.000	1-4	.250	4	13	17	1.1	9	0	2	13	0	2	19	1.3
TOTAL	44-5	351/8.0	23-63	.365	1-12	.083	6-18	.333	15	42	57	1.3	30	0	25	35	0	20	53	1.2

POLLARD, Amanda

Season	gp-gs	min/avg	Total		3-Point		F-Throws		Rebounds				pf	fo	ast	to	blk	stl	Scoring	
			fg-fga	pct	fg-fga	pct	ft-fa	pct	off	def	tot	avg							pts	avg
2018-19	8-0	115/14.4	6-27	.222	4-21	.190	0-2	.000	2	19	21	2.6	23	1	8	14	1	1	16	2.0
2019-20	15-2	198/13.2	11-40	.275	6-26	.231	9-10	.900	5	15	20	1.3	21	0	20	23	0	5	37	2.5
2020-21	14-0	166/11.9	9-39	.231	7-34	.206	4-5	.800	3	16	19	1.4	17	0	2	11	0	3	29	2.1
TOTAL	37-2	479/12.9	26-106	.245	17-81	.210	13-17	.765	10	50	60	1.6	61	1	30	48	1	9	82	2.2

SANCHEZ-HENRY, Marisa

Season	gp-gs	min/avg	Total		3-Point		F-Throws		Rebounds				pf	fo	ast	to	blk	stl	Scoring	
			fg-fga	pct	fg-fga	pct	ft-fa	pct	off	def	tot	avg							pts	avg
2020-21	17-0	226/13.3	26-63	.413	11-20	.550	11-19	.579	3	20	23	1.4	22	0	32	23	0	13	74	4.4
TOTAL	17-0	226/13.3	26-63	.413	11-20	.550	11-19	.579	3	20	23	1.4	22	0	32	23	0	13	74	4.4

THYBULLE, Zhaneia

Season	gp-gs	min/avg	Total		3-Point		F-Throws		Rebounds				pf	fo	ast	to	blk	stl	Scoring	
			fg-fga	pct	fg-fga	pct	ft-fa	pct	off	def	tot	avg							pts	avg
2020-21	17-17	491/28.9	39-119	.328	5-25	.200	20-33	.606	9	48	57	3.4	26	0	84	56	0	23	103	6.1
TOTAL	17-17	491/28.9	39-119	.328	5-25	.200	20-33	.606	9	48	57	3.4	26	0	84	56	0	23	103	6.1

TOKUHARA, Kate

Season	gp-gs	min/avg	Total		3-Point		F-Throws		Rebounds				pf	fo	ast	to	blk	stl	Scoring	
			fg-fga	pct	fg-fga	pct	ft-fa	pct	off	def	tot	avg							pts	avg
2020-21	18-2	356/19.8	26-57	.456	7-24	.292	8-9	.889	18	39	57	3.2	42	2	26	19	11	24	67	3.7
TOTAL	18-2	356/19.8	26-57	.456	7-24	.292	8-9	.889	18	39	57	3.2	42	2	26	19	11	24	67	3.7



2020-21 WAGNER COLLEGE WOMEN'S BASKETBALL GAME NOTES



2020-21 Wagner Women's Basketball WAGNERW Overall/Conference Statistics (as of Mar 11, 2021) All games

SUMMARY	Overall Statistics										Conference Statistics									
	gp-gs	min/g	fg%	3fg%	ft%	r/g	a/g	stl	blk	pts/g	gp-gs	min/g	fg%	3fg%	ft%	r/g	a/g	stl	blk	pts/g
KRISTA GRAVA, Emilija	18-18	30.9	.466	.211	.756	5.6	0.9	16	11	14.3	16-16	31.3	.478	.267	.756	5.9	0.9	15	10	14.9
EDWARDS, Khaleah	18-18	31.1	.419	.329	.966	4.2	1.3	32	6	10.7	16-16	30.4	.414	.333	.957	4.2	1.1	28	6	10.2
NWABUDU, Kem	17-17	25.5	.447	.000	.516	5.6	0.9	19	16	9.9	16-16	25.7	.439	.000	.516	5.6	0.9	19	15	10.0
THYBULLE, Zhaneia	17-17	28.9	.328	.200	.606	3.4	4.9	23	0	6.1	16-16	29.0	.306	.217	.625	3.4	5.0	22	0	5.7
DAILEY, Alayshia	18-13	26.5	.324	.375	.673	2.7	2.3	16	5	4.6	16-11	25.8	.333	.400	.682	2.8	2.3	14	4	4.8
SANCHEZ-HENRY, Marisa	17-0	13.3	.413	.550	.579	1.4	1.9	13	0	4.4	15-0	13.0	.352	.471	.600	1.3	1.7	13	0	3.7
TOKUHARA, Kate	18-2	19.8	.456	.292	.889	3.2	1.4	24	11	3.7	16-1	19.4	.426	.250	.857	3.3	1.4	23	10	3.2
MILLER, LaNiya	13-0	11.8	.472	.500	1.000	1.7	0.8	4	2	3.7	12-0	11.7	.457	.478	1.000	1.8	0.8	4	1	3.8
HEYWARD, Drayah	17-0	7.2	.395	.333	.619	1.6	0.4	5	2	2.6	16-0	7.4	.389	.333	.619	1.6	0.4	5	2	2.6
POLLARD, Amanda	14-0	11.9	.231	.206	.800	1.4	0.1	3	0	2.1	13-0	10.6	.257	.233	.800	1.5	0.1	2	0	2.2
PITT, Raven	15-5	7.9	.474	.000	.250	1.1	0.1	2	0	1.3	14-4	6.9	.467	.000	.250	1.0	0.1	1	0	1.1
BRANNON, Ciara	6-0	2.3	1.000	.000	.250	0.2	0.0	1	0	0.5	5-0	0.6	.000	.000	.000	0.0	0.0	0	0	0.0
Totals	18		.415	.318	.681	33.9	14.4	158	53	60.4	16		.407	.321	.686	35.2	14.4	146	48	60.3
Opponent	18		.378	.291	.695	36.8	10.6	164	69	58.6	16		.361	.283	.690	37.0	9.9	139	62	56.4

SCORING	Overall Statistics									Conference Statistics								
	fg-fga	fg%	3fg-fga	3fg%	ft-fa	ft%	pts	pts/g		fg-fga	fg%	3fg-fga	3fg%	ft-fa	ft%	pts	pts/g	
KRISTA GRAVA, Emilija	110-236	.466	4-19	.211	34-45	.756	258	14.3		100-209	.478	4-15	.267	34-45	.756	238	14.9	
EDWARDS, Khaleah	70-167	.419	24-73	.329	28-29	.966	192	10.7		60-145	.414	21-63	.333	22-23	.957	163	10.2	
NWABUDU, Kem	76-170	.447	0-2	.000	16-31	.516	168	9.9		72-164	.439	0-2	.000	16-31	.516	160	10.0	
THYBULLE, Zhaneia	39-119	.328	5-25	.200	20-33	.606	103	6.1		33-108	.306	5-23	.217	20-32	.625	91	5.7	
DAILEY, Alayshia	22-68	.324	6-16	.375	33-49	.673	83	4.6		20-60	.333	6-15	.400	30-44	.682	76	4.8	
SANCHEZ-HENRY, Marisa	26-63	.413	11-20	.550	11-19	.579	74	4.4		19-54	.352	8-17	.471	9-15	.600	55	3.7	
TOKUHARA, Kate	26-57	.456	7-24	.292	8-9	.889	67	3.7		20-47	.426	5-20	.250	6-7	.857	51	3.2	
MILLER, LaNiya	17-36	.472	12-24	.500	2-2	1.000	48	3.7		16-35	.457	11-23	.478	2-2	1.000	45	3.8	
HEYWARD, Drayah	15-38	.395	1-3	.333	13-21	.619	44	2.6		14-36	.389	1-3	.333	13-21	.619	42	2.6	
POLLARD, Amanda	9-39	.231	7-34	.206	4-5	.800	29	2.1		9-35	.257	7-30	.233	4-5	.800	29	2.2	
PITT, Raven	9-19	.474	0-2	.000	1-4	.250	19	1.3		7-15	.467	0-1	.000	1-4	.250	15	1.1	
BRANNON, Ciara	1-1	1.000	0-0	.000	1-4	.250	3	0.5		0-0	.000	0-0	.000	0-0	.000	0	0.0	
Totals	420-1013	.415	77-242	.318	171-251	.681	1088	60.4		370-908	.407	68-212	.321	157-229	.686	965	60.3	
Opponent	373-987	.378	93-320	.291	216-311	.695	1055	58.6		317-877	.361	81-286	.283	187-271	.690	902	56.4	

TOTALS	Overall Statistics										Conference Statistics									
	o-reb	d-reb	total	pf	fo	a	to	a/to	hi	pts	o-reb	d-reb	total	pf	fo	a	to	a/to	hi	pts
KRISTA GRAVA, Emilija	36	64	100	37	1	16	42	0.4	32		34	60	94	33	1	14	39	0.4	32	
EDWARDS, Khaleah	12	63	75	32	1	24	39	0.6	19		11	56	67	28	1	18	28	0.6	19	
NWABUDU, Kem	25	71	96	57	1	15	47	0.3	20		23	66	89	53	1	14	44	0.3	20	
THYBULLE, Zhaneia	9	48	57	26	0	84	56	1.5	12		8	46	54	26	0	80	52	1.5	12	
DAILEY, Alayshia	16	33	49	51	0	42	39	1.1	11		14	31	45	47	0	37	33	1.1	11	
SANCHEZ-HENRY, Marisa	3	20	23	22	0	32	23	1.4	13		3	16	19	17	0	26	17	1.5	12	
TOKUHARA, Kate	18	39	57	42	2	26	19	1.4	12		18	35	53	33	1	23	17	1.4	12	
MILLER, LaNiya	2	20	22	8	0	10	10	1.0	9		2	19	21	8	0	9	10	0.9	9	
HEYWARD, Drayah	8	19	27	13	0	7	12	0.6	9		7	18	25	13	0	7	11	0.6	9	
POLLARD, Amanda	3	16	19	17	0	2	11	0.2	11		3	16	19	14	0	1	10	0.1	11	
PITT, Raven	4	13	17	9	0	2	13	0.2	4		4	10	14	8	0	1	11	0.1	4	
BRANNON, Ciara	0	1	1	4	0	0	0	0.0	3		0	0	0	2	0	0	0	0.0	0	
Totals	165	446	611	318	5	260	319	0.8	74		152	411	563	282	4	230	279	0.8	74	
Opponent	207	456	663	286	3	191	359	0.5	96		183	409	592	261	3	159	321	0.5	71	



**2020-21 Wagner Women's Basketball
WAGNERW Season/Career Statistics (as of Mar 11, 2021)
All games**

SEASON STATISTICS

CAREER STATISTICS

SUMMARY	gp-gs	min/g	fg%	3fg%	ft%	r/g	a/g	stl	blk	pts/g	gp-gs	min/g	fg%	3fg%	ft%	r/g	a/g	stl	blk	pts/g
KRISTA GRAVA, Emilija	18-18	30.9	.466	.211	.756	5.6	0.9	16	11	14.3	68-63	29.7	.454	.241	.747	5.7	0.9	63	50	13.6
EDWARDS, Khaleah	18-18	31.1	.419	.329	.966	4.2	1.3	32	6	10.7	106-85	28.8	.402	.334	.822	4.1	1.2	112	35	8.5
NWABUDU, Kem	17-17	25.5	.447	.000	.516	5.6	0.9	19	16	9.9	17-17	25.5	.447	.000	.516	5.6	0.9	19	16	9.9
THYBULLE, Zhaneia	17-17	28.9	.328	.200	.606	3.4	4.9	23	0	6.1	17-17	28.9	.328	.200	.606	3.4	4.9	23	0	6.1
DAILEY, Alayshia	18-13	26.5	.324	.375	.673	2.7	2.3	16	5	4.6	101-74	24.6	.391	.333	.628	2.9	2.2	102	23	5.1
SANCHEZ-HENRY, Mari	17-0	13.3	.413	.550	.579	1.4	1.9	13	0	4.4	17-0	13.3	.413	.550	.579	1.4	1.9	13	0	4.4
TOKUHARA, Kate	18-2	19.8	.456	.292	.889	3.2	1.4	24	11	3.7	18-2	19.8	.456	.292	.889	3.2	1.4	24	11	3.7
MILLER, LaNiya	13-0	11.8	.472	.500	1.000	1.7	0.8	4	2	3.7	13-0	11.8	.472	.500	1.000	1.7	0.8	4	2	3.7
HEYWARD, Drayah	17-0	7.2	.395	.333	.619	1.6	0.4	5	2	2.6	47-0	9.1	.415	.250	.733	1.5	0.7	21	5	2.4
POLLARD, Amanda	14-0	11.9	.231	.206	.800	1.4	0.1	3	0	2.1	37-2	12.9	.245	.210	.765	1.6	0.8	9	1	2.2
PITT, Raven	15-5	7.9	.474	.000	.250	1.1	0.1	2	0	1.3	44-5	8.0	.365	.083	.333	1.3	0.6	20	0	1.2
BRANNON, Ciara	6-0	2.3	1.000	.000	.250	0.2	0.0	1	0	0.5	6-0	2.3	1.000	.000	.250	0.2	0.0	1	0	0.5

SCORING	fg-fga	fg%	3fg-fga	3fg%	ft-fa	ft%	pts	pts/g	fg-fga	fg%	3fg-fga	3fg%	ft-fa	ft%	pts	pts/g
KRISTA GRAVA, Emilija	110-236	.466	4-19	.211	34-45	.756	258	14.3	395-870	.454	14-58	.241	121-162	.747	925	13.6
EDWARDS, Khaleah	70-167	.419	24-73	.329	28-29	.966	192	10.7	332-826	.402	157-470	.334	83-101	.822	904	8.5
NWABUDU, Kem	76-170	.447	0-2	.000	16-31	.516	168	9.9	76-170	.447	0-2	.000	16-31	.516	168	9.9
THYBULLE, Zhaneia	39-119	.328	5-25	.200	20-33	.606	103	6.1	39-119	.328	5-25	.200	20-33	.606	103	6.1
DAILEY, Alayshia	22-68	.324	6-16	.375	33-49	.673	83	4.6	151-386	.391	16-48	.333	196-312	.628	514	5.1
SANCHEZ-HENRY, Mari	26-63	.413	11-20	.550	11-19	.579	74	4.4	26-63	.413	11-20	.550	11-19	.579	74	4.4
TOKUHARA, Kate	26-57	.456	7-24	.292	8-9	.889	67	3.7	26-57	.456	7-24	.292	8-9	.889	67	3.7
MILLER, LaNiya	17-36	.472	12-24	.500	2-2	1.000	48	3.7	17-36	.472	12-24	.500	2-2	1.000	48	3.7
HEYWARD, Drayah	15-38	.395	1-3	.333	13-21	.619	44	2.6	39-94	.415	1-4	.250	33-45	.733	112	2.4
POLLARD, Amanda	9-39	.231	7-34	.206	4-5	.800	29	2.1	26-106	.245	17-81	.210	13-17	.765	82	2.2
PITT, Raven	9-19	.474	0-2	.000	1-4	.250	19	1.3	23-63	.365	1-12	.083	6-18	.333	53	1.2
BRANNON, Ciara	1-1	1.000	0-0	.000	1-4	.250	3	0.5	1-1	1.000	0-0	.000	1-4	.250	3	0.5

TOTALS	o-reb	d-reb	t-reb	pf	fo	ast	to	a/to	o-reb	d-reb	t-reb	pf	fo	ast	to	a/to
KRISTA GRAVA, Emilija	36	64	100	37	1	16	42	0.4	166	222	388	179	4	64	170	0.4
EDWARDS, Khaleah	12	63	75	32	1	24	39	0.6	86	348	434	211	6	128	209	0.6
NWABUDU, Kem	25	71	96	57	1	15	47	0.3	25	71	96	57	1	15	47	0.3
THYBULLE, Zhaneia	9	48	57	26	0	84	56	1.5	9	48	57	26	0	84	56	1.5
DAILEY, Alayshia	16	33	49	51	0	42	39	1.1	97	198	295	317	13	227	281	0.8
SANCHEZ-HENRY, Mari	3	20	23	22	0	32	23	1.4	3	20	23	22	0	32	23	1.4
TOKUHARA, Kate	18	39	57	42	2	26	19	1.4	18	39	57	42	2	26	19	1.4
MILLER, LaNiya	2	20	22	8	0	10	10	1.0	2	20	22	8	0	10	10	1.0
HEYWARD, Drayah	8	19	27	13	0	7	12	0.6	21	50	71	78	1	32	53	0.6
POLLARD, Amanda	3	16	19	17	0	2	11	0.2	10	50	60	61	1	30	48	0.6
PITT, Raven	4	13	17	9	0	2	13	0.2	15	42	57	30	0	25	35	0.7
BRANNON, Ciara	0	1	1	4	0	0	0	0.0	0	1	1	4	0	0	0	0.0



2020-21 WAGNER COLLEGE WOMEN'S BASKETBALL GAME NOTES



ALEX COWAN

Sophomore | 5-6 | Guard | Bowie, MD | St. John's College High School

#0

// COWAN FILE //

LAST SEASON: Appeared in 29 games, making 25 starts in her first season on Staten Island ... Averaged 8.4 ppg, 3.0 rpg, and 2.7 apg while averaging the third most minutes per game on the team (29.4) ... Scored a season high 25 points in the first game of the year at #4 Maryland (11/5) ... Tabbed NEC Rookie of the Week (11/11) after averaging 24 ppg and 5 rpg against Maryland and Butler ... Second on the team in assists (77) ... Dished out a season high (5) in assists in a victory over CSI (11/30) ... Aggressive player who led the team in free throw attempts (87) for the season while posting percentage of .803 ... Shot an impressive .362 from the three point line on 91 attempts.

// SEASON AVERAGES //

POINTS REBOUNDS ASSISTS

--- --- ---

// CAREER & SEASON HIGHS //

POINTS

Season: ---
Career: 25 @ #4/5 Maryland (11/5/19)
Conference: 13 vs. St. Francis Brooklyn (1/18/20)

FIELD GOALS

Season: ---
Career: 7 @ #4/5 Maryland (11/5/19)
Conference: 4 vs. St. Francis Brooklyn (1/18/20)

FIELD GOALS ATTEMPTED

Season: ---
Career: 14 @ #4/5 Maryland (11/5/19)
Conference: 11 vs. Fairleigh Dickinson (2/3/20)

3-POINT FIELD GOALS

Season: ---
Career: 6 @ Butler (11/9/19)
Conference: 3 (2x), last vs. Bryant (3/5/20)

3-POINT FIELD GOALS ATTEMPTED

Season: ---
Career: 9 @ Butler (11/9/19)
Conference: 5 (2x), last vs. Bryant (3/5/20)

FREE THROWS

Season: ---
Career: 10 @ Rider (12/18/19)
Conference: 4 (2x), last vs. Mount St. Mary's (2/17/20)

FREE THROWS ATTEMPTED

Season: ---
Career: 12 @ Rider (12/18/19)
Conference: 4 (5x), last vs. Bryant (3/5/20)

REBOUNDS

Season: ---
Career: 9 vs. UMBC (11/16/19)
Conference: 6 vs. Saint Francis U (2/8/20)

ASSISTS

Season: ---
Career: 8 vs. St. Francis Brooklyn (1/18/20)
Conference: 8 vs. St. Francis Brooklyn (1/18/20)

STEALS

Season: ---
Career: 4 @ Saint Francis U (1/13/20)
Conference: 4 @ Saint Francis U (1/13/20)

BLOCKS

Season: ---
Career: 1 vs. Central Connecticut (2/21/20)
Conference: 1 vs. Central Connecticut (2/21/20)

TURNOVERS

Season: ---
Career: 8 @ #4/5 Maryland (11/5/19)
Conference: 5 (3x), last @ LIU (2/29/20)

MINUTES

Season: ---
Career: 41 vs. LIU (1/20/20)
Conference: 41 vs. LIU (1/20/20)

Opponent	Date	qs	min	Total		3-Pointers		Free throws		Rebounds											
				fg-fga	pct	3fg-fga	pct	ft-fa	pct	off	def	tot	avg	pf	a	t/o	blk	stl	pts	avg	
at #4/5 Maryland	11/05/19		31	7-14	.500	4-7	.571	7-10	.700	0	5	5	5.0	3	1	8	0	1	25	25.0	
at Butler	11/09/19	*	36	6-13	.462	6-9	.667	5-6	.833	2	3	5	5.0	1	3	3	0	0	23	24.0	
SAINT PETER'S	11/13/19	*	33	0-7	.000	0-4	.000	2-3	.667	0	3	3	4.3	3	4	5	0	1	2	16.7	
UMBC	11/16/19	*	37	4-8	.500	2-3	.667	5-8	.625	5	4	9	5.5	2	4	6	0	0	15	16.3	
NJIT	11/19/19	*	35	4-11	.364	1-4	.250	3-3	1.000	1	1	2	4.8	2	4	6	0	1	12	15.4	
at Youngstown St.	11/23/19	*	24	1-7	.143	1-3	.333	2-2	1.000	1	3	4	4.7	4	1	2	0	0	5	13.7	
STATEN ISLAND	11/30/19	*	31	5-9	.556	2-5	.400	0-0	.000	2	1	3	4.4	2	5	2	0	2	12	13.4	
STONY BROOK	12/15/19	*	33	2-8	.250	1-4	.250	2-2	1.000	0	3	3	4.3	0	3	7	0	1	7	12.6	
at Rider	12/18/19	*	39	6-13	.462	2-5	.400	10-12	.833	3	5	8	4.7	2	2	5	0	1	24	13.9	
at Yale	12/31/19	*	23	2-9	.222	0-2	.000	2-2	1.000	0	2	2	4.4	2	4	3	0	0	6	13.1	
at Mount St. Mary's	01/02/20	*	26	1-6	.167	0-2	.000	2-2	1.000	1	1	2	4.2	2	2	2	0	0	4	12.3	
SACRED HEART	01/04/20	*	20	1-7	.143	1-1	1.000	3-4	.750	1	1	2	4.0	4	2	1	0	0	6	11.8	
at Robert Morris	1/11/20	*	38	2-10	.200	0-5	.000	3-3	1.000	0	5	5	4.1	1	1	3	0	0	7	11.4	
at Saint Francis U	01/13/20	*	28	1-7	.143	1-5	.200	1-2	.500	0	0	0	3.8	3	1	1	0	4	4	10.9	
ST. FRANCIS BROOKLYN	01/18/20	*	38	4-9	.444	3-4	.750	2-2	1.000	1	3	4	3.8	1	8	2	0	0	13	11.0	
LIU	01/20/20	*	41	2-10	.200	0-4	.000	3-4	.750	0	2	2	3.7	0	4	2	0	2	7	10.8	
at Central Conn. St.	01/25/20	*	37	2-4	.500	0-0	.000	2-2	1.000	2	0	2	3.6	3	2	4	0	2	6	10.5	
at Bryant	01/27/20	*	25	2-5	.400	1-2	.500	0-0	.000	0	1	1	3.4	3	3	4	0	1	5	10.2	
FAIRLEIGH DICKINSON	02/03/20	*	34	3-11	.273	1-3	.333	4-4	1.000	0	4	4	3.5	2	3	3	0	0	11	10.2	
SAINT FRANCIS U	02/08/20	*	34	3-5	.600	2-2	1.000	1-2	.500	3	3	6	3.6	3	1	4	0	0	9	10.2	
ROBERT MORRIS	02/10/20	*	18	0-5	.000	0-2	.000	0-0	.000	1	2	3	3.6	2	1	5	0	0	0	9.7	
at Merrimack	02/15/20	*	29	3-6	.500	0-2	.000	0-0	.000	0	1	1	3.5	5	2	2	0	1	6	9.5	
MOUNT ST. MARY'S	02/17/20	*	34	2-9	.222	0-2	.000	4-4	1.000	1	2	3	3.4	2	3	5	0	0	8	9.4	
CENTRAL CONN. ST.	02/21/20	*	26	2-2	1.000	2-2	1.000	0-0	.000	0	0	0	3.3	3	2	2	1	0	6	9.3	
at St. Francis Brooklyn	02/23/20	*	24	0-3	.000	0-1	.000	0-0	.000	0	0	0	3.2	2	3	3	0	1	0	8.9	
at LIU	02/29/20	*	22	1-2	.500	0-1	.000	2-2	1.000	0	1	1	3.1	1	3	5	0	1	4	8.7	
at Fairleigh Dickinson	03/02/20	*	15	1-5	.200	0-2	.000	1-2	.500	0	1	1	3.0	3	2	0	0	0	3	8.5	
BRYANT	03/05/20	*	29	3-7	.429	3-5	.600	3-4	.750	1	2	3	3.0	2	2	3	0	2	12	8.6	
at Robert Morris	03/09/20	*	14	1-4	.250	0-0	.000	1-2	.500	1	1	2	3.0	3	1	3	0	1	3	8.4	
Totals			25	854	71-216	.329	33-91	.363	70-87	.805	26	60	86	3.0	66	77	101	1	22	245	8.4

Games played: 29
Minutes/game: 29.4
Points/game: 8.4
FG Pct: 32.9
3FG Pct: 36.3
FT Pct: 80.5

Rebounds/game: 3.0
Assists/game: 2.7
Turnovers/game: 3.5
Assist/turnover ratio: 0.8
Steals/game: 0.8
Blocks/game: 0.0

// MISCELLANEOUS //

CATEGORY	20-21	CAREER	CATEGORY	20-21	CAREER
Double-Figure Scoring	---	9	3 or more 3 PT FG	---	4
20 or more Points	---	3	Scoring Leader	---	5
Double-Figure Rebs	---	---	Rebounding Leader	---	5
Double-Doubles	---	---	Assists Leader	---	8
3 or more steals	---	1	Steals Leader	---	7
3 or more blocks	---	---	Blocks Leader	---	1

// CAREER STATISTICS //

				Field Goals		3-Point		F-Throws		Rebounds									Scoring		
SEASON	TEAM	GP-GS	MIN	AVG	FG-FGA	FG%	3FG-FGA	3FG%	FT-FTA	FT%	OFF	DEF	TOT	AVG	PF-FO	AST	TO	BLK	STL	PTS	AVG
2019-20	WC	29-25	852	29.4	71-216	.329	33-91	.363	70-87	.805	26	60	86	3.0	66-1	77	101	1	22	245	8.4
TOTAL		29-25	852	29.4	71-216	.329	33-91	.363	70-87	.805	26	60	86	3.0	66-1	77	101	1	22	245	8.4



2020-21 WAGNER COLLEGE WOMEN'S BASKETBALL GAME NOTES



ZHANEIA THYBULLE

Junior | 5-7 | Guard | Elmont, NY | Elmont Memorial High School | UNC Wilmington

#2

// THYBULLE FILE //

20-21: Made her Wagner debut in the two-game series at Sacred Heart (1/7-8/21)... Matched a career-high with 12 points in the NEC semifinals against Saint Francis U (3/10), all coming in the fourth quarter... Scored the game-tying layup that sent the game into overtime against the Warriors (1/30/21)... Distributed a career-high and NEC-high 12 assists against Mount St. Mary's (3/4/21), which is tied for the 19th single-highest total in the NCAA this season... Finished tied for the conference lead in assists (5.0 apg) with SFBK's Nevena Dimitrijevic... Finished second in assist/turnover ratio (1.5)... **LAST SEASON:** (UNC Wilmington) Played in 24 games as a sophomore ... made first start of college career against Catawba on Dec. 19 ... averaged 1.1 points and 0.9 rebounds per game ... tallied career-high eight points against Winthrop on Dec. 17, making 2-of-3 field goal attempts and all four free throws ... grabbed career-high four rebounds at Northeastern on Feb. 2 ... dished out three assists in Dec. 20 loss against North Carolina.

// SEASON AVERAGES //

POINTS REBOUNDS ASSISTS

6.1 3.4 4.9

// CAREER & SEASON HIGHS //

POINTS

Season: 12 (2x), last vs. Saint Francis U (3/10/21)
Career: 12 (2x), last vs. Saint Francis U (3/10/21)
Conference: 12 (2x), last vs. Saint Francis U (3/10/21)

FIELD GOALS

Season: 6 vs. Saint Francis U (3/10/21)
Career: 6 vs. Saint Francis U (3/10/21)
Conference: 6 vs. Saint Francis U (3/10/21)

FIELD GOALS ATTEMPTED

Season: 13 vs. FDU (2/15/21)
Career: 13 vs. FDU (2/15/21)
Conference: 13 vs. FDU (2/15/21)

3-POINT FIELD GOALS

Season: 1 (5x), last vs. Bryant (2/24/21)
Career: 1 (5x), last vs. Bryant (2/24/21)
Conference: 1 (5x), last vs. Bryant (2/24/21)

3-POINT FIELD GOALS ATTEMPTED

Season: 3 (3x), last vs. Bryant (2/24/21)
Career: 3 (3x), last vs. Bryant (2/24/21)
Conference: 3 (3x), last vs. Bryant (2/24/21)

FREE THROWS

Season: 5 @ Merrimack (1/29/21)
Career: 5 @ Merrimack (1/29/21)
Conference: 5 @ Merrimack (1/29/21)

FREE THROWS ATTEMPTED

Season: 6 (2x), last @ Merrimack (1/29/21)
Career: 6 (2x), last @ Merrimack (1/29/21)
Conference: 6 (2x), last @ Merrimack (1/29/21)

REBOUNDS

Season: 6 (3x), last vs. Mount St. Mary's (3/4/21)
Career: 6 (3x), last vs. Mount St. Mary's (3/4/21)
Conference: 6 (3x), last vs. Mount St. Mary's (3/4/21)

ASSISTS

Season: 12 vs. Mount St. Mary's (3/4/21)
Career: 12 vs. Mount St. Mary's (3/4/21)
Conference: 12 vs. Mount St. Mary's (3/4/21)

STEALS

Season: 2 (7x), last vs. Mount St. Mary's (3/5/21)
Career: 3 vs. Winthrop (12/17/19) (UNC-Wil)
Conference: 2 (9x), last vs. Mount St. Mary's (3/5/21)

BLOCKS

Season: ---
Career: ---
Conference: ---

TURNOVERS

Season: 7 vs. Central Connecticut (2/28/21)
Career: 7 vs. Central Connecticut (2/28/21)
Conference: 7 vs. Central Connecticut (2/28/21)

MINUTES

Season: 37 (2x), last vs. Bryant (2/25/21)
Career: 37 (2x), last vs. Bryant (2/25/21)
Conference: 37 (2x), last vs. Bryant (2/25/21)

				Total		3-Pointers		Free throws		Rebounds											
Opponent	Date	gs	min	fg-fga	pct	3fg-fga	pct	ft-fa	pct	off	def	tot	avg	pf	a	t/o	blk	stl	pts	avg	
at Sacred Heart	01/07/21	*	23	0-5	.000	0-0	.000	0-0	.000	0	1	1	1.0	2	1	0	0	0	0	0.0	
at Sacred Heart	01/08/21	*	25	2-7	.286	1-2	.500	2-2	1.000	0	0	0	0.5	2	2	2	0	1	7	3.5	
at LIU	01/14/21	*	23	0-5	.000	0-2	.000	2-4	.500	0	2	2	1.0	2	3	4	0	1	2	3.0	
at LIU	01/15/21	*	24	0-5	.000	0-1	.000	4-6	.667	1	2	3	1.5	0	2	1	0	2	4	3.3	
at Merrimack	01/29/21	*	32	3-6	.500	1-2	.500	5-6	.833	0	2	2	1.6	1	5	5	0	2	12	5.0	
at Merrimack	01/30/21	*	34	4-10	.400	1-3	.333	1-2	.500	1	3	4	2.0	2	4	3	0	0	10	5.8	
ST. FRANCIS BROOKLYN	02/04/21	*	30	1-6	.167	0-2	.000	0-0	.000	1	4	5	2.4	2	8	3	0	1	2	5.3	
ST. FRANCIS BROOKLYN	02/05/21	*	34	5-11	.455	1-2	.500	0-0	.000	1	2	3	2.5	3	7	2	0	2	11	6.0	
at Fairleigh Dickinson	02/13/21	*	37	3-6	.500	0-0	.000	0-0	.000	0	3	3	2.6	2	4	3	0	2	6	6.0	
FAIRLEIGH DICKINSON	02/15/21	*	31	4-13	.308	0-1	.000	0-0	.000	2	1	3	2.6	1	5	1	0	1	8	6.2	
BRYANT	02/24/21	*	37	3-10	.300	1-3	.333	0-2	.000	0	2	2	2.5	1	6	3	0	1	7	6.3	
BRYANT	02/25/21	*	27	3-8	.375	0-3	.000	1-2	.500	0	3	3	2.6	3	3	5	0	1	7	6.3	
CENTRAL CONN. ST.	02/28/21	*	22	1-6	.167	0-1	.000	1-2	.500	0	6	6	2.8	0	3	7	0	2	3	6.1	
CENTRAL CONN. ST.	03/01/21	*	30	3-6	.500	0-1	.000	1-2	.500	2	4	6	3.1	2	9	4	0	2	7	6.1	
MOUNT ST. MARY'S	03/04/21	*	34	1-2	.500	0-0	.000	0-0	.000	0	6	6	3.3	0	12	5	0	2	2	5.9	
MOUNT ST. MARY'S	03/05/21	*	21	0-2	.000	0-0	.000	3-4	.750	0	5	5	3.4	3	6	4	0	2	3	5.7	
SAINT FRANCIS (PA)	03/10/21	*	27	6-11	.545	0-2	.000	0-1	.000	1	2	3	3.4	0	4	4	0	1	12	6.1	
Totals			17	491	39-119	.328	5-25	.200	20-33	.606	9	48	57	3.4	26	84	56	0	23	103	6.1

Games played: 17
Minutes/game: 28.9
Points/game: 6.1
FG Pct: 32.8
3FG Pct: 20.0
FT Pct: 60.6

Rebounds/game: 3.4
Assists/game: 4.9
Turnovers/game: 3.3
Assist/turnover ratio: 1.5
Steals/game: 1.4

// MISCELLANEOUS //

CATEGORY	20-21	CAREER	CATEGORY	20-21	CAREER
Double-Figure Scoring	3	3	3 or more 3 PT FG	---	---
20 or more Points	---	---	Scoring Leader	---	---
Double-Figure Rebs	---	---	Rebounding Leader	2	2
Double-Doubles	---	---	Assists Leader	11	13
3 or more steals	---	1	Steals Leader	5	6
3 or more blocks	---	---	Blocks Leader	---	---

// CAREER STATISTICS //

SEASON	TEAM	GP-GS	MIN/AVG	Field Goals FG-FGA FG%	3-Point 3FG-FGA 3FG%	F-Throws FT-FTA FT%	Rebounds OFF DEF TOT AVG	PF-FO	AST	TO	BLK	STL	PTS	AVG
2018-19	UNCW	15-0	15/1.0	2-5 .400	1-1 1.000	1-2 .500	0 0 0 0.0	2-0	1	3	0	1	6	0.4
2019-20	UNCW	24-1	203/8.5	9-29 .310	0-5 .000	8-13 .615	5 17 22 0.9	16-0	13	12	0	15	26	1.1
2020-21	WC	17-17	493/29.0	39-119 .328	5-25 .200	20-33 .606	9 48 57 3.4	26-0	84	56	0	23	103	6.1
TOTAL FOR WC		17-17	493/29.0	39-119 .328	5-25 .200	20-33 .606	9 48 57 3.4	26-0	84	56	0	23	103	6.1
TOTAL		56-18	711/12.7	50-153 .327	6-31 .194	29-48 .604	14 65 79 1.4	44-0	98	71	0	39	135	2.4

GAME 19 || 2020-21 NEC CHAMPIONSHIP | #1 MOUNT ST. MARY'S || MAR. 14, 2021



2020-21 WAGNER COLLEGE WOMEN'S BASKETBALL GAME NOTES



RAVEN PITT

#3

Junior | 5-7 | Guard | Queens, NY | St. Joseph

// PITT FILE //

20-21: Made her first career start at Seton Hall (12/11/20)... Matched her season-high with four points on 2 of 2 shooting from the field in nine minutes of play against St. Francis Brooklyn (2/4/21)... Started the first five games of the 2020-21 season.

LAST SEASON: Saw action in 23 games during her second season on Grymes Hill ... Averaged 8.6 minutes a contest ... Scored a career high eight points at Butler (11/9) ... Averaged 1.3 ppg and 1.7 rpg ... Recorded a career high three steals at Youngstown State (11/23) ... Recorded four rebounds on three different occasions.

// SEASON AVERAGES //

POINTS REBOUNDS ASSISTS

1.3

1.1

0.1

// CAREER & SEASON HIGHS //

POINTS

Season: 4(2x), last vs. St. Francis Brooklyn (2/4/21)

Career: 8 @ Butler (11/9/19)

Conference: 6 vs. Mount St. Mary's (2/17/20)

FIELD GOALS

Season: 2(2x), last vs. St. Francis Brooklyn (2/4/21)

Career: 3(2x), last vs. Mount St. Mary's (2/17/20)

Conference: 3 vs. Mount St. Mary's (2/17/20)

FIELD GOALS ATTEMPTED

Season: 4 @ Seton Hall (12/11/20)

Career: 6 vs. Mount St. Mary's (2/17/20)

Conference: 6 vs. Mount St. Mary's (2/17/20)

3-POINT FIELD GOALS

Season: ---

Career: 1 @ Butler (11/9/19)

Conference: ---

3-POINT FIELD GOALS ATTEMPTED

Season: 1(2x), last vs. St. Francis Brooklyn (2/4/21)

Career: 2(2x), last @ Youngstown State (11/23/19)

Conference: 1(2x), last vs. St. Francis Brooklyn (2/4/21)

FREE THROWS

Season: 1 @ Merrimack (1/29/21)

Career: 1(6x), last @ Merrimack (1/29/21)

Conference: 1(3x), last @ Merrimack (1/29/21)

FREE THROWS ATTEMPTED

Season: 2(2x), last @ Merrimack (1/29/21)

Career: 4 @ Youngstown State (11/23/19)

Conference: 2(5x), last @ Merrimack (1/29/21)

REBOUNDS

Season: 3(2x), last vs. St. Francis Brooklyn (2/4/21)

Career: 4(3x), last @ St. Francis Brooklyn (2/23/20)

Conference: 4(2x), last @ St. Francis Brooklyn (2/23/20)

ASSISTS

Season: 1(2x), last vs. St. Francis Brooklyn (2/4/21)

Career: 4(2x), last vs. Sacred Heart (1/4/20)

Conference: 4(2x), last vs. Sacred Heart (1/4/20)

STEALS

Season: 1(2x), last @ Sacred Heart (1/8/21)

Career: 3 @ Youngstown State (11/23/19)

Conference: 2(2x), last vs. Mount St. Mary's (2/17/20)

BLOCKS

Season: ---

Career: ---

Conference: ---

TURNOVERS

Season: 3 @ LIU (1/15/21)

Career: 3 @ LIU (1/15/21)

Conference: 3 @ LIU (1/15/21)

MINUTES

Season: 23 @ Seton Hall (12/11/20)

Career: 23(2x), last @ Seton Hall (12/11/20)

Conference: 21 vs. Mount St. Mary's (2/17/20)

Opponent	Date	qs	min	Total		3-Pointers		Free throws		Rebounds			pf	a	t/o	blk	stl	pts	avg		
				fg-fga	pct	3fg-fga	pct	ft-fa	pct	off	def	tot								avg	
at Seton Hall	12/11/20	*	23	2-4	.500	0-1	.000	0-0	.000	0	3	3	3.0	1	1	2	0	1	4	4.0	
at Sacred Heart	01/07/21	*	15	1-1	1.000	0-0	.000	0-0	.000	0	1	1	2.0	1	0	1	0	0	2	3.0	
at Sacred Heart	01/08/21	*	8	0-0	.000	0-0	.000	0-0	.000	0	2	2	2.0	2	0	2	0	1	0	2.0	
at LIU	01/14/21	*	8	1-3	.333	0-0	.000	0-2	.000	1	1	2	2.0	2	0	1	0	0	2	2.0	
at LIU	01/15/21	*	8	1-1	1.000	0-0	.000	0-0	.000	0	0	0	1.6	0	0	3	0	0	2	2.0	
at Merrimack	01/29/21		8	1-1	1.000	0-0	.000	1-2	.500	0	0	0	1.3	1	0	2	0	0	3	2.2	
at Merrimack	01/30/21		6	0-0	.000	0-0	.000	0-0	.000	0	0	0	1.1	0	0	0	0	0	0	1.9	
ST. FRANCIS BROOKLYN	02/04/21		9	2-2	1.000	0-0	.000	0-0	.000	0	2	2	1.3	0	0	1	0	0	4	2.1	
ST. FRANCIS BROOKLYN	02/05/21		9	0-2	.000	0-1	.000	0-0	.000	1	2	3	1.4	1	1	0	0	0	0	1.9	
at Fairleigh Dickinson	02/13/21		7	0-1	.000	0-0	.000	0-0	.000	0	1	1	1.4	0	0	0	0	0	0	1.7	
FAIRLEIGH DICKINSON	02/15/21		2	1-1	1.000	0-0	.000	0-0	.000	0	0	0	1.3	1	0	0	0	0	2	1.7	
BRYANT	02/24/21		7	0-1	.000	0-0	.000	0-0	.000	2	0	2	1.3	0	0	0	0	0	0	1.6	
BRYANT	02/25/21		3	0-1	.000	0-0	.000	0-0	.000	0	0	0	1.2	0	0	1	0	0	0	1.5	
MOUNT ST. MARY'S	03/04/21		1	0-1	.000	0-0	.000	0-0	.000	0	0	0	1.1	0	0	0	0	0	0	1.4	
MOUNT ST. MARY'S	03/05/21		5	0-0	.000	0-0	.000	0-0	.000	0	1	1	1.1	0	0	0	0	0	0	1.3	
Totals			5	119	9-19	.474	0-2	.000	1-4	.250	4	13	17	1.1	9	2	13	0	2	19	1.3

Games played: 15

Minutes/game: 7.9

Points/game: 1.3

FG Pct: 47.4

3FG Pct: 0.0

FT Pct: 25.0

Rebounds/game: 1.1

Assists/game: 0.1

Turnovers/game: 0.9

Assist/turnover ratio: 0.2

Steals/game: 0.1

// MISCELLANEOUS //

CATEGORY	20-21	CAREER	CATEGORY	20-21	CAREER
Double-Figure Scoring	---	---	3 or more 3 PT FG	---	---
20 or more Points	---	---	Scoring Leader	---	---
Double-Figure Rebs	---	---	Rebounding Leader	---	---
Double-Doubles	---	---	Assists Leader	---	3
3 or more steals	---	1	Steals Leader	1	4
3 or more blocks	---	---	Blocks Leader	---	---

// CAREER STATISTICS //

				Field Goals		3-Point		F-Throws		Rebounds										Scoring	
SEASON	TEAM	GP-GS	MIN	AVG	FG-FGA	FG%	3FG-FGA	3FG%	FT-FTA	FT%	OFF	DEF	TOT	AVG	PF-FO	AST	TO	BLK	STL	PTS	AVG
2018-19	WC	6-0		36/6.0	1-6	.167	0-2	.000	1-2	.500	0	2	2	0.3	5-0	3	2	0	2	3	0.5
2019-20	WC	23-0		198/8.6	13-38	.342	1-8	.125	4-12	.333	11	27	38	1.7	16-0	20	0	0	16	31	1.3
2020-21	WC	15-5		122/8.1	9-19	.474	0-2	.000	1-4	.250	4	13	17	1.1	9-0	2	13	0	2	19	1.3
TOTAL		44-5	356	8.1	23-63	.365	1-12	.083	6-18	.333	15	42	57	1.3	30-0	25	35	0	20	53	1.2



AMANDA POLLARD

R-Junior | 5-9 | Guard | Champlin, MD | Champlin Park

#4

// POLLARD FILE //

20-21: Scored a season-high 11 points on 3 of 8 shooting from the floor and 3 of 7 from three-point range at Merrimack (1/30/21) in 15 minutes of play... Matched a season-high with five rebounds against FDU (2/15/21).

LAST SEASON: Played in 15 games, making two starts ... Averaged 2.5 ppg, 1.3 rpg, and 1.3 apg ... Scored a career high 13 points against NJIT (11/19) ... Shot 90% from the free throw line ... Dished out four assist on two separate occasions, against #4 Maryland (11/5) and Saint Peter's (11/13) ... Notched her first start as a Seahawk vs. Youngstown State (11/23) while notching 36 minutes played.

// SEASON AVERAGES //

POINTS REBOUNDS ASSISTS

2.1 1.4 0.1

// CAREER & SEASON HIGHS //

POINTS

Season: 11 @ Merrimack (1/30/21)

Career: 13 vs. NJIT (11/19/19)

Conference: 11 @ Merrimack (1/30/21)

FIELD GOALS

Season: 3 (2x), last vs. FDU (2/15/21)

Career: 4 vs. NJIT (11/19/19)

Conference: 3 (2x), last vs. FDU (2/15/21)

FIELD GOALS ATTEMPTED

Season: 8 @ Merrimack (1/30/21)

Career: 10 vs. NJIT (11/19/19)

Conference: 8 @ Merrimack (1/30/21)

3-POINT FIELD GOALS

Season: 3 @ Merrimack (1/30/21)

Career: 3 (2x), last @ Merrimack (1/30/21)

Conference: 3 @ Merrimack (1/30/21)

3-POINT FIELD GOALS ATTEMPTED

Season: 7 @ Merrimack (1/30/21)

Career: 7 (2x), last @ Merrimack (1/30/21)

Conference: 7 @ Merrimack (1/30/21)

FREE THROWS

Season: 2 (2x), last vs. Bryant (2/25/21)

Career: 5 @ Youngstown State (11/23/19)

Conference: 2 (2x), last vs. Bryant (2/25/21)

FREE THROWS ATTEMPTED

Season: 3 vs. Bryant (2/25/21)

Career: 6 @ Youngstown State (11/23/19)

Conference: 3 vs. Bryant (2/25/21)

REBOUNDS

Season: 5 (2x), last @ FDU (2/15/21)

Career: 5 (3x), last @ FDU (2/15/21)

Conference: 5 (2x), last @ FDU (2/15/21)

ASSISTS

Season: 1 (2x), last @ Seton Hall (2/15/21)

Career: 4 (2x), last vs. Saint Peter's (11/13/19)

Conference: 2 (2x), last vs. Robert Morris (2/10/20)

STEALS

Season: 1 (3x), last vs. Bryant (2/25/21)

Career: 1 (9x), last vs. Bryant (2/25/21)

Conference: 1 (4x), last vs. Bryant (2/25/21)

BLOCKS

Season: ---

Career: 1 @ Saint Peter's (11/13/19)

Conference: ---

TURNOVERS

Season: 3 @ Sacred Heart (1/8/21)

Career: 5 @ Seton Hall (11/6/18)

Conference: 3 (2x), last @ Sacred Heart (1/8/21)

MINUTES

Season: 28 @ Seton Hall (12/11/20)

Career: 36 @ Youngstown State (11/23/19)

Conference: 24 vs. FDU (2/15/21)

Opponent	Date	gs	min	Total fg-fga	pct	3-Pointers 3fg-fga	pct	Free throws ft-fa	pct	Rebounds off	def	tot	avg	pf	a	t/o	blk	stl	pts	avg
at Seton Hall	12/11/20	28		0-4	.000	0-4	.000	0-0	.000	0	0	0	0.0	3	1	1	0	1	0	0.0
at Sacred Heart	01/07/21	10		0-0	.000	0-0	.000	0-0	.000	0	0	0	0.0	1	0	0	0	1	0	0.0
at Sacred Heart	01/08/21	15		0-2	.000	0-2	.000	0-0	.000	0	2	2	0.7	3	0	3	0	0	0	0.0
at LIU	01/14/21	3		0-1	.000	0-1	.000	0-0	.000	0	1	1	0.8	0	0	0	0	0	0	0.0
at LIU	01/15/21	3		0-0	.000	0-0	.000	0-0	.000	0	0	0	0.6	0	0	0	0	0	0	0.0
at Merrimack	01/29/21	3		0-1	.000	0-1	.000	0-0	.000	0	0	0	0.5	1	0	0	0	0	0	0.0
at Merrimack	01/30/21	15		3-8	.375	3-7	.429	2-2	1.000	1	4	5	1.1	1	0	0	0	0	11	1.6
ST. FRANCIS BROOKLYN	02/04/21	8		1-2	.500	1-2	.500	0-0	.000	0	2	2	1.3	1	0	2	0	0	3	1.8
ST. FRANCIS BROOKLYN	02/05/21	8		1-3	.333	1-2	.500	0-0	.000	0	1	1	1.2	1	0	1	0	0	3	1.9
at Fairleigh Dickinson	02/13/21	12		0-2	.000	0-2	.000	0-0	.000	0	0	0	1.1	1	0	0	0	0	0	1.7
FAIRLEIGH DICKINSON	02/15/21	24		3-6	.500	2-4	.500	0-0	.000	1	4	5	1.5	2	1	2	0	0	8	2.3
BRYANT	02/24/21	12		0-2	.000	0-2	.000	0-0	.000	0	1	1	1.4	1	0	0	0	0	0	2.1
BRYANT	02/25/21	22		1-7	.143	0-6	.000	2-3	.667	1	1	2	1.5	1	0	2	0	1	4	2.2
CENTRAL CONN. ST.	02/28/21	3		0-1	.000	0-1	.000	0-0	.000	0	0	0	1.4	1	0	0	0	0	0	2.1
Totals		0	166	9-39	.231	7-34	.206	4-5	.800	3	16	19	1.4	17	2	11	0	3	29	2.1

Games played: 14
Minutes/game: 11.9
Points/game: 2.1
FG Pct: 23.1
3FG Pct: 20.6
FT Pct: 80.0

Rebounds/game: 1.4
Assists/game: 0.1
Turnovers/game: 0.8
Assist/turnover ratio: 0.2
Steals/game: 0.2

// MISCELLANEOUS //

CATEGORY	20-21	CAREER	CATEGORY	20-21	CAREER
Double-Figure Scoring	1	2	3 or more 3 PT FG	1	2
20 or more Points	---	---	Scoring Leader	---	---
Double-Figure Rebs	---	---	Rebounding Leader	1	1
Double-Doubles	---	---	Assists Leader	---	1
3 or more steals	---	---	Steals Leader	---	---
3 or more blocks	---	---	Blocks Leader	---	1

// CAREER STATISTICS //

				Field Goals		3-Point		F-Throws		Rebounds										Scoring
SEASON	TEAM	GP-GS	MIN/AVG	FG-FGA	FG%	3FG-FGA	3FG%	FT-FTA	FT%	OFF	DEF	TOT	AVG	PF-FO	AST	TO	BLK	STL	PTS	AVG
2018-19	WC	8-0	114/14.3	6-27	.222	4-21	.190	0-2	.000	2	19	21	2.6	23-0	8	14	1	1	16	2.0
2019-20	WC	15-2	197/13.1	11-40	.275	6-26	.231	9-10	.900	5	15	20	1.3	21-0	20	23	0	5	37	2.5
2020-21	WC	14-0	168/12.0	9-39	.231	7-34	.206	4-5	.800	3	16	19	1.4	17-0	2	11	0	3	29	2.1
TOTAL		37-2	479/12.9	26-106	.245	17-81	.210	13-17	.765	10	50	60	1.6	61-0	30	48	1	9	82	2.2



2020-21 WAGNER COLLEGE WOMEN'S BASKETBALL GAME NOTES



JOELLEN HOW

R-Senior | 5-10 | Guard | Opunake, New Zealand | New Plymouth

#5

// HOW FILE //

LAST SEASON: Appeared in eight games for the Seahawks making two starts ... Knocked down a three pointer against CSI (11/30) ... Recorded two assists vs. #4 Maryland (11/5) ... Recorded three rebounds against Youngstown State (11/23).

// SEASON AVERAGES //

POINTS REBOUNDS ASSISTS

--- --- ---

// CAREER & SEASON HIGHS //

POINTS

Season: ---
Career: 11 (2x), last vs. Central Connecticut (2/16/19)
Conference: 11 (2x), last vs. Central Connecticut (2/16/19)

FIELD GOALS

Season: ---
Career: 4 (2x), last vs. Central Connecticut (2/16/19)
Conference: 4 (2x), last vs. Central Connecticut (2/16/19)

FIELD GOALS ATTEMPTED

Season: ---
Career: 10 @ Robert Morris (1/26/19)
Conference: 10 @ Robert Morris (1/26/19)

3-POINT FIELD GOALS

Season: ---
Career: 3 vs. Central Connecticut (2/16/19)
Conference: 3 vs. Central Connecticut (2/16/19)

3-POINT FIELD GOALS ATTEMPTED

Season: ---
Career: 8 @ Fordham (11/9/18)
Conference: 7 @ Robert Morris (1/26/19)

FREE THROWS

Season: ---
Career: 3 @ Robert Morris (1/26/19)
Conference: 3 @ Robert Morris (1/26/19)

FREE THROWS ATTEMPTED

Season: ---
Career: 4 @ Robert Morris (1/26/19)
Conference: 4 @ Robert Morris (1/26/19)

REBOUNDS

Season: ---
Career: 6 vs. LIU (2/2/19)
Conference: 6 vs. LIU (2/2/19)

ASSISTS

Season: ---
Career: 7 @ Central Connecticut (1/7/19)
Conference: 7 @ Central Connecticut (1/7/19)

STEALS

Season: ---
Career: 2 @ Robert Morris (3/2/18)
Conference: 2 @ Robert Morris (3/2/18)

BLOCKS

Season: ---
Career: 1 (7x), last @ Mount St. Mary's (2/18/19)
Conference: 1 (6x), last @ Mount St. Mary's (2/18/19)

TURNOVERS

Season: ---
Career: 5 (3x), last @ Robert Morris (1/26/19)
Conference: 5 (2x), last @ Robert Morris (1/26/19)

MINUTES

Season: ---
Career: 29 @ Robert Morris (1/26/19)
Conference: 29 @ Robert Morris (1/26/19)

Opponent	Date	gs	min	Total fg-fga pct	3-Pointers 3fg-fga pct	Free throws ft-fa pct	Rebounds off def tot avg	pf	a	t/o	blk	stl	pts	avg
at #4/5 Maryland	11/05/19	*	9	0-3 .000	0-1 .000	0-0 .000	1 1 2 2.0	0	2	2	0	0	0	0.0
at Butler	11/09/19		9	0-1 .000	0-1 .000	0-0 .000	0 0 0 1.0	0	1	3	0	0	0	0.0
NJIT	11/19/19		8	0-0 .000	0-0 .000	0-0 .000	0 0 0 0.7	1	0	0	0	0	0	0.0
at Youngstown St.	11/23/19		14	0-5 .000	0-5 .000	0-0 .000	0 3 3 1.3	0	1	2	0	1	0	0.0
STATEN ISLAND	11/30/19		8	1-3 .333	1-2 .500	0-0 .000	1 0 1 1.2	0	0	1	0	1	3	0.6
at Colgate	12/22/19	dnp	-	-	-	-	-	-	-	-	-	-	-	-
at Yale	12/31/19		1	0-0 .000	0-0 .000	0-0 .000	0 0 0 1.0	0	0	0	0	0	0	0.5
SACRED HEART	01/04/20	*	6	0-0 .000	0-0 .000	0-0 .000	0 0 0 0.9	0	0	0	0	1	0	0.4
ROBERT MORRIS	02/10/20		3	0-0 .000	0-0 .000	0-0 .000	0 1 1 0.9	0	0	0	0	0	0	0.4
Totals		2	58	1-12 .083	1-9 .111	0-0 .000	2 5 7 0.9	1	4	8	0	3	3	0.4

Games played: 8
Minutes/game: 7.3
Points/game: 0.4
FG Pct: 8.3
3FG Pct: 11.1

Rebounds/game: 0.9
Assists/game: 0.5
Turnovers/game: 1.0
Assist/turnover ratio: 0.5
Steals/game: 0.4

// MISCELLANEOUS //

CATEGORY	20-21	CAREER	CATEGORY	20-21	CAREER
Double-Figure Scoring	---	3	3 or more 3 PT FG	---	---
20 or more Points	---	---	Scoring Leader	---	---
Double-Figure Rebs	---	---	Rebounding Leader	---	---
Double-Doubles	---	---	Assists Leader	---	2
3 or more steals	---	---	Steals Leader	---	2
3 or more blocks	---	---	Blocks Leader	---	4

// CAREER STATISTICS //

SEASON	TEAM	GP-GS	MIN/AVG	Field Goals FG-FGA FG%	3-Point 3FG-FGA 3FG%	F-Throws FT-FTA FT%	Rebounds OFF DEF TOT AVG	PF-FO	AST	TO	BLK	STL	PTS	AVG
2017-18	WC	18-2	178/9.9	12-36 .333	5-21 .238	1-2 .500	4 14 18 1.0	13-0	6	28	4	4	30	1.7
2018-19	WC	30-4	397/13.2	30-90 .333	20-61 .328	5-8 .625	6 26 32 1.1	33-0	29	45	3	6	85	2.8
2019-20	WC	8-2	58/7.2	1-12 .083	1-9 .111	0-0 .000	2 5 7 0.9	1-0	4	8	0	3	3	0.4
TOTAL		56-8	633/11.3	43-138 .312	26-91 .286	6-10 .600	12 45 57 1.0	47-0	39	81	7	13	118	2.1

GAME 19 // 2020-21 NEC CHAMPIONSHIP | #1 MOUNT ST. MARY'S | MAR. 14, 2021



ALAYSHIA DAILEY

#10
Senior | 5-8 | Guard | Severn, MD | Old Mill

// DAILEY FILE //

20-21: Scored a season-high 11 points on 3-of-4 shooting from the field... Grabbed a season-high eight rebounds against LIU (1/14/21)... Dished out a season-high eight assists, which is tied for the sixth-most in the NEC this season... Finished the regular-season ranked among the top-15 in assists per game (2.4 apg). **LAST SEASON:** Saw action in 24 games, making 22 starts for the Green & White ... Averaged 4.2 ppg, 2.8 rpg, and 2.2 apg ... Notched double figure outputs against Mount St. Mary's (1/2) with 11 points and again vs. St. Francis Brooklyn (1/18) with 13 points ... Recorded a season high five assists and nine rebounds against St. Francis University (1/13) ... Third on the team in free throws attempted (60) ... Had six games during the year with at least four assists ... Grabbed five boards or more on five occasions.

// SEASON AVERAGES //

POINTS REBOUNDS ASSISTS

4.6 2.7 2.3

// CAREER & SEASON HIGHS //

POINTS

Season: 11 @ Sacred Heart (1/7/21)
Career: 16 @ Central Connecticut (1/7/19)
Conference: 16 @ Central Connecticut (1/7/19)

FIELD GOALS

Season: 3 (3x), last vs. Bryant (2/24/21)
Career: 5 vs. St. Francis Brooklyn (1/18/20)
Conference: 5 vs. St. Francis Brooklyn (1/18/20)

FIELD GOALS ATTEMPTED

Season: 9 (2x), last vs. Bryant (2/24/21)
Career: 9 (4x), last vs. Bryant (2/24/21)
Conference: 9 (4x), last vs. Bryant (2/24/21)

3-POINT FIELD GOALS

Season: 2 vs. Bryant (2/24/21)
Career: 3 vs. St. Francis Brooklyn (1/18/20)
Conference: 3 vs. St. Francis Brooklyn (1/18/20)

3-POINT FIELD GOALS ATTEMPTED

Season: 3 (3x), last vs. Bryant (2/24/21)
Career: 4 vs. St. Francis Brooklyn (1/18/20)
Conference: 4 vs. St. Francis Brooklyn (1/18/20)

FREE THROWS

Season: 5 (2x), last @ Sacred Heart (1/8/21)
Career: 10 vs. LIU (2/2/19)
Conference: 10 vs. LIU (2/2/19)

FREE THROWS ATTEMPTED

Season: 7 @ Sacred Heart (1/8/21)
Career: 11 @ Central Connecticut (1/7/19)
Conference: 11 @ Central Connecticut (1/7/19)

REBOUNDS

Season: 8 @ LIU (1/14/21)
Career: 9 @ Saint Francis U (1/13/20)
Conference: 9 @ Saint Francis U (1/13/20)

ASSISTS

Season: 8 @ Merrimack (1/30/21)
Career: 11 vs. Mount St. Mary's (1/19/19)
Conference: 11 vs. Mount St. Mary's (1/19/19)

STEALS

Season: 3 @ Merrimack (1/29/21)
Career: 5 vs. Bryant (3/5/20)
Conference: 5 vs. Bryant (3/5/20)

BLOCKS

Season: 1 (5x), last vs. Saint Francis U (3/10/21)
Career: 2 (4x), last @ LIU (2/9/19)
Conference: 2 (3x), last @ LIU (2/9/19)

TURNOVERS

Season: 5 (2x), last @ Sacred Heart (1/8/21)
Career: 10 @ James Madison (11/12/17)
Conference: 7 @ Bryant (1/27/20)

MINUTES

Season: 43 vs. Mount St. Mary's (3/5/21)
Career: 43 vs. Mount St. Mary's (3/5/21)
Conference: 43 vs. Mount St. Mary's (3/5/21)

Opponent	Date	gs	min	Total		3-Pointers		Free throws		Rebounds				pf	a	t/o	blk	stl	pts	avg	
				fg-fga	pct	3fg-fga	pct	ft-fa	pct	off	def	tot	avg								
at Seton Hall	12/11/20	*	30	2-4	.500	0-0	.000	1-3	.333	2	1	3	3.0	2	3	5	0	0	5	5.0	
at Sacred Heart	01/07/21		24	3-4	.750	0-1	.000	5-6	.833	2	1	3	3.0	3	3	2	0	1	11	8.0	
at Sacred Heart	01/08/21		23	2-4	.500	0-0	.000	5-7	.714	0	1	1	2.3	2	1	5	0	0	9	8.3	
at LIU	01/14/21		28	1-2	.500	0-0	.000	3-5	.600	4	4	8	3.8	2	3	1	0	1	5	7.5	
at LIU	01/15/21		25	2-6	.333	0-0	.000	1-3	.333	1	3	4	3.8	3	4	3	0	1	5	7.0	
at Merrimack	01/29/21	*	29	0-0	.000	0-0	.000	2-2	1.000	1	2	3	3.7	3	2	3	0	3	2	6.2	
at Merrimack	01/30/21	*	30	3-9	.333	1-3	.333	2-3	.667	2	0	2	3.4	4	8	1	0	2	9	6.6	
ST. FRANCIS BROOKLYN	02/04/21	*	31	1-2	.500	0-0	.000	3-6	.500	0	2	2	3.3	2	1	2	1	0	5	6.4	
ST. FRANCIS BROOKLYN	02/05/21	*	15	1-2	.500	1-1	1.000	0-0	.000	0	1	1	3.0	4	0	3	0	1	3	6.0	
at Fairleigh Dickinson	02/13/21		18	0-6	.000	0-1	.000	2-2	1.000	1	1	2	2.9	3	0	0	0	0	2	5.6	
FAIRLEIGH DICKINSON	02/15/21	*	20	1-5	.200	1-3	.333	0-0	.000	0	0	0	2.6	3	1	2	1	2	3	5.4	
BRYANT	02/24/21	*	33	3-9	.333	2-3	.667	2-2	1.000	1	1	2	2.6	4	7	1	0	0	10	5.8	
BRYANT	02/25/21	*	23	1-4	.250	0-2	.000	2-2	1.000	1	2	3	2.6	4	1	3	1	1	4	5.6	
CENTRAL CONN. ST.	02/28/21	*	31	1-1	1.000	0-0	.000	2-4	.500	0	2	2	2.6	2	3	3	1	0	4	5.5	
CENTRAL CONN. ST.	03/01/21	*	11	0-2	.000	0-0	.000	0-0	.000	0	2	2	2.5	4	0	1	0	1	0	5.1	
MOUNT ST. MARY'S	03/04/21	*	29	1-2	.500	1-1	1.000	0-0	.000	1	2	3	2.6	3	1	1	0	0	3	5.0	
MOUNT ST. MARY'S	03/05/21	*	43	0-2	.000	0-0	.000	1-2	.500	0	7	7	2.8	1	2	2	0	1	1	4.8	
SAINT FRANCIS (PA)	03/10/21	*	34	0-4	.000	0-1	.000	2-2	1.000	0	1	1	2.7	2	2	1	1	2	2	4.6	
Totals			13	477	22-68	.324	6-16	.375	33-49	.673	16	33	49	2.7	51	42	39	5	16	83	4.6

Games played: 18
Minutes/game: 26.5
Points/game: 4.6
FG Pct: 32.4
3FG Pct: 37.5
FT Pct: 67.3

Rebounds/game: 2.7
Assists/game: 2.3
Turnovers/game: 2.2
Assist/turnover ratio: 1.1
Steals/game: 0.9
Blocks/game: 0.3

// MISCELLANEOUS //

CATEGORY	20-21	CAREER	CATEGORY	20-21	CAREER
Double-Figure Scoring	2	14	3 or more 3 PT FG	---	1
20 or more Points	---	---	Scoring Leader	1	3
Double-Figure Rebs	---	---	Rebounding Leader	2	6
Double-Doubles	---	1	Assists Leader	5	28
3 or more steals	1	10	Steals Leader	3	24
3 or more blocks	---	---	Blocks Leader	1	12

// CAREER STATISTICS //

SEASON	TEAM	GP-GS	MIN/AVG	Field Goals FG-FGA	FG%	3-Point 3FG-FGA	3FG%	F-Throws FT-FTA	FT%	Rebounds OFF	DEF	TOT	AVG	PF-FO	AST	TO	BLK	STL	Scoring PTS	AVG
2017-18	WC	29-13	589/20.3	36-92	.391	2-8	.250	36-67	.537	25	49	74	2.6	92-5	39	80	7	28	110	3.8
2018-19	WC	30-26	810/27.0	65-140	.464	1-6	.167	89-136	.654	31	73	104	3.5	100-3	93	85	10	34	220	7.3
2019-20	WC	24-22	598/24.9	28-86	.326	7-18	.389	38-60	.633	25	43	68	2.8	74-3	53	77	1	24	101	4.2
2020-21	WC	18-13	478/26.5	22-68	.324	6-16	.375	33-49	.673	16	33	49	2.7	51-0	42	39	5	16	83	4.6
TOTAL		101-74	2475/24.5	151-386	.391	16-48	.333	196-312	.628	97	198	295	2.9	317-11	227	281	23	102	514	5.1



2020-21 WAGNER COLLEGE WOMEN'S BASKETBALL GAME NOTES



CIARA BRANNON

#11
Freshman | 6-1 | Forward | Westampton, NJ | Westampton Tech

// BRANNON FILE //

20-21: Made her Seahawk debut at Seton Hall (12/11/20), logging 11 minutes where she scored three points... Pulled down a rebound and recorded a steal... Played two minutes in her home debut against FDU (2/15/21)... Played in a total of six games, four of which coming off-the-bench and at home.

LAST SEASON: Played three years of varsity basketball under head coach Daryl White... In her three years for the Panthers, she averaged 11.3 points per game to go along with 12.3 rebounds a contest... In her final season, she notched 21 double-figure scoring performances, highlighted by 15 double-doubles... Scored a career-high 20 points against Northern Burlington (2/3/20) and grabbed 18 caroms in that contest... Had 10 games in which she rejected two or more shots... Swatted away a career-best six shots at Atlantic City (1/25/20)... The Panthers went 20-9 this past season, securing its second straight

// SEASON AVERAGES //

POINTS REBOUNDS ASSISTS

0.5 0.2 ---

// CAREER & SEASON HIGHS //

POINTS

Season: 3 @ Seton Hall (12/11/20)
Career: 3 @ Seton Hall (12/11/20)

FIELD GOALS

Season: 1 @ Seton Hall (12/11/20)
Career: 1 @ Seton Hall (12/11/20)

FIELD GOALS ATTEMPTED

Season: 1 @ Seton Hall (12/11/20)
Career: 1 @ Seton Hall (12/11/20)

3-POINT FIELD GOALS

Season: ---
Career: ---

3-POINT FIELD GOALS ATTEMPTED

Season: ---
Career: ---

FREE THROWS

Season: 1 @ Seton Hall (12/11/20)
Career: 1 @ Seton Hall (12/11/20)

FREE THROWS ATTEMPTED

Season: 4 @ Seton Hall (12/11/20)
Career: 4 @ Seton Hall (12/11/20)

REBOUNDS

Season: 1 @ Seton Hall (12/11/20)
Career: 1 @ Seton Hall (12/11/20)

ASSISTS

Season: ---
Career: ---

STEALS

Season: 1 @ Seton Hall (12/11/20)
Career: 1 @ Seton Hall (12/11/20)

BLOCKS

Season: ---
Career: ---

TURNOVERS

Season: ---
Career: ---

MINUTES

Season: 11 @ Seton Hall (12/11/20)
Career: 11 @ Seton Hall (12/11/20)

Conference: ---

Opponent	Date	gs	min	Total		3-Pointers		Free throws		Rebounds				pf	a	t/o	blk	stl	pts	avg
				fg-fga	pct	3fg-fga	pct	ft-fa	pct	off	def	tot	avg							
at Seton Hall	12/11/20	11	1-1	1.000	0-0	.000	1-4	.250	0	1	1	1.0	2	0	0	0	1	3	3.0	
at Fairleigh Dickinson	02/13/21	0	0-0	.000	0-0	.000	0-0	.000	0	0	0	0.5	0	0	0	0	0	1.5		
FAIRLEIGH DICKINSON	02/15/21	2	0-0	.000	0-0	.000	0-0	.000	0	0	0	0.3	1	0	0	0	0	1.0		
BRYANT	02/24/21	0	0-0	.000	0-0	.000	0-0	.000	0	0	0	0.3	0	0	0	0	0	0.8		
BRYANT	02/25/21	0	0-0	.000	0-0	.000	0-0	.000	0	0	0	0.2	0	0	0	0	0	0.6		
MOUNT ST. MARY'S	03/04/21	1	0-0	.000	0-0	.000	0-0	.000	0	0	0	0.2	1	0	0	0	0	0.5		
Totals		0	14	1-1	1.000	0-0	.000	1-4	.250	0	1	1	0.2	4	0	0	1	3	0.5	

Games played: 6
Minutes/game: 2.3
Points/game: 0.5
FG Pct: 100.0
FT Pct: 25.0

Rebounds/game: 0.2
Steals/game: 0.2

// MISCELLANEOUS //

CATEGORY	20-21	CAREER	CATEGORY	20-21	CAREER
Double-Figure Scoring	---	---	3 or more 3 PT FG	---	---
20 or more Points	---	---	Scoring Leader	---	---
Double-Figure Rebs	---	---	Rebounding Leader	---	---
Double-Doubles	---	---	Assists Leader	---	---
3 or more steals	---	---	Steals Leader	---	---
3 or more blocks	---	---	Blocks Leader	---	---

// CAREER STATISTICS //

SEASON	TEAM	GP-GS	MIN	AVG	Field Goals FG-FGA FG%	3-Point 3FG-FGA 3FG%	F-Throws FT-FTA FT%	Rebounds OFF DEF TOT AVG	PF-FO	AST	TO	BLK	STL	PTS	AVG
2020-21	WC	6-0	15/2.5		1-1 1.000	0-0 .000	1-4 .250	0 1 1 0.2	4-0	0	0	0	1	3	0.5
TOTAL		6-0	15/2.5		1-1 1.000	0-0 .000	1-4 .250	0 1 1 0.2	4-0	0	0	0	1	3	0.5



MARISA SANCHEZ-HENRY

Freshman | 5-6 | Guard | Ellicott City, MD | Howard High School

#13

// SANCHEZ-HENRY FILE //

20-21: Made her season debut at Seton Hall (12/11/20)... Scored a career-high 13 points on 5 of 6 shooting from the field, highlighted by a perfect 3 of 3 marksmanship from three-point range in the NEC semifinals against Saint Francis U (3/10)... Grabbed a career-high five rebounds against Central Connecticut (3/1/21)... Matched her career-high with six assists against Mount St. Mary's (3/5/21)... Had three steals against CCSU (2/28/21)... **LAST SEASON:** Guided Howard High School to four straight County championships while capturing the Sectional title in 2016-17 and 2017-18 and leading the program to a Regional and Co-State championship in 2019-20... In her final season, she led the program a 25-0 season where she upped her production in scoring (10.5 ppg), assists (4.0 apg) and rebounds (5.0 rpg) while adding 3.0 steals per contest en route to another First-Team All-County selection and a third straight appearance on the All-County Defensive Team... Additionally, she was named to the Second Team All-Metro (Baltimore).

// SEASON AVERAGES //

POINTS REBOUNDS ASSISTS

4.4 1.4 1.9

// CAREER & SEASON HIGHS //

POINTS

Season: 13 vs. Saint Francis U (3/10/21)

Career: 13 vs. Saint Francis U (3/10/21)

Conference: 13 vs. Saint Francis U (3/10/21)

FIELD GOALS

Season: 5 (2x), last vs. Saint Francis U (3/10/21)

Career: 5 (2x), last vs. Saint Francis U (3/10/21)

Conference: 5 (2x), last vs. Saint Francis U (3/10/21)

FIELD GOALS ATTEMPTED

Season: 10 vs. Central Connecticut (3/1/21)

Career: 10 vs. Central Connecticut (3/1/21)

Conference: 10 vs. Central Connecticut (3/1/21)

3-POINT FIELD GOALS

Season: 3 (2x), last vs. Saint Francis U (3/10/21)

Career: 3 (2x), last vs. Saint Francis U (3/10/21)

Conference: 3 (2x), last vs. Saint Francis U (3/10/21)

3-POINT FIELD GOALS ATTEMPTED

Season: 3 (3x), last vs. Saint Francis U (3/10/21)

Career: 3 (3x), last vs. Saint Francis U (3/10/21)

Conference: 3 (3x), last vs. Saint Francis U (3/10/21)

FREE THROWS

Season: 3 @ LIU (1/15/21)

Career: 3 @ LIU (1/15/21)

Conference: 3 @ LIU (1/15/21)

FREE THROWS ATTEMPTED

Season: 4 (2x), last @ LIU (1/15/21)

Career: 4 (2x), last @ LIU (1/15/21)

Conference: 4 (2x), last @ LIU (1/15/21)

REBOUNDS

Season: 5 vs. Central Connecticut (3/1/21)

Career: 5 vs. Central Connecticut (3/1/21)

Conference: 5 vs. Central Connecticut (3/1/21)

ASSISTS

Season: 6 (2x), last vs. Mount St. Mary's (3/5/21)

Career: 6 (2x), last vs. Mount St. Mary's (3/5/21)

Conference: 6 (2x), last vs. Mount St. Mary's (3/5/21)

STEALS

Season: 3 vs. Central Connecticut (2/28/21)

Career: 3 vs. Central Connecticut (2/28/21)

Conference: 3 vs. Central Connecticut (2/28/21)

BLOCKS

Season: ---

Career: ---

Conference: ---

TURNOVERS

Season: 5 @ Seton Hall (12/11/20)

Career: 5 @ Seton Hall (12/11/20)

Conference: 2 (2x), last vs. St. Francis Brooklyn (2/5/21)

MINUTES

Season: 28 vs. Central Connecticut (3/1/21)

Career: 28 vs. Central Connecticut (3/1/21)

Conference: 28 vs. Central Connecticut (3/1/21)

Opponent	Date	qs	min	Total	fg-fga	pct	3fg-fga	pct	Free throws	ft-fa	pct	Rebounds	off	def	tot	avg	pt	a	t/o	blk	stl	pts	avg
at Seton Hall	12/11/20	15		2-3	.667	0-0	.000	2-4	.500	0	2	2	2.0	4	2	5	0	0	6	6.0			
at Sacred Heart	01/07/21	8		2-4	.500	1-1	1.000	1-2	.500	0	1	1	1.5	2	0	1	0	0	6	6.0			
at Sacred Heart	01/08/21	9		2-4	.500	1-1	1.000	0-0	.000	1	0	1	1.3	1	1	1	0	1	5	5.7			
at LIU	01/14/21	16		1-2	.500	0-0	.000	0-0	.000	1	0	1	1.3	3	3	2	0	0	2	4.8			
at LIU	01/15/21	15		0-4	.000	0-0	.000	3-4	.750	0	4	4	1.8	0	2	0	0	1	3	4.4			
at Merrimack	01/29/21	9		0-1	.000	0-1	.000	0-0	.000	0	0	0	1.5	1	0	1	0	1	0	3.7			
at Merrimack	01/30/21	3		0-2	.000	0-2	.000	0-0	.000	0	1	1	1.4	0	0	0	0	0	0	3.1			
ST. FRANCIS BROOKLYN	02/04/21	7		0-1	.000	0-1	.000	0-0	.000	0	0	0	1.3	1	2	0	0	0	0	2.8			
ST. FRANCIS BROOKLYN	02/05/21	13		4-6	.667	3-3	1.000	1-3	.333	0	0	0	1.1	1	0	2	0	2	12	3.8			
at Fairleigh Dickinson	02/13/21	6		0-1	.000	0-0	.000	0-0	.000	0	0	0	1.0	0	0	0	0	0	0	3.4			
FAIRLEIGH DICKINSON	02/15/21	14		2-5	.400	1-1	1.000	0-0	.000	0	0	0	0.9	1	1	1	0	2	5	3.5			
BRYANT	02/25/21	15		1-5	.200	1-3	.333	1-2	.500	0	1	1	0.9	4	2	0	0	1	4	3.6			
CENTRAL CONN. ST.	02/28/21	14		2-5	.400	0-0	.000	1-2	.500	0	2	2	1.0	1	2	2	0	3	5	3.7			
CENTRAL CONN. ST.	03/01/21	28		5-10	.500	1-2	.500	0-0	.000	1	4	5	1.3	1	6	3	0	1	11	4.2			
MOUNT ST. MARY'S	03/04/21	15		0-1	.000	0-1	.000	0-0	.000	0	1	1	1.3	0	1	1	0	0	0	3.9			
MOUNT ST. MARY'S	03/05/21	23		0-3	.000	0-1	.000	2-2	1.000	0	2	2	1.3	1	6	3	0	1	2	3.8			
SAINT FRANCIS (PA)	03/10/21	16		5-6	.833	3-3	1.000	0-0	.000	0	2	2	1.4	1	4	1	0	0	13	4.4			
Totals		0	226	26-63	.413	11-20	.550	11-19	.579	3	20	23	1.4	22	32	23	0	13	74	4.4			

Games played: 17
Minutes/game: 13.3
Points/game: 4.4
FG Pct: 41.3
3FG Pct: 55.0
FT Pct: 57.9

Rebounds/game: 1.4
Assists/game: 1.9
Turnovers/game: 1.4
Assist/turnover ratio: 1.4
Steals/game: 0.8

// MISCELLANEOUS //

CATEGORY	20-21	CAREER	CATEGORY	20-21	CAREER
Double-Figure Scoring	3	3	3 or more 3 PT FG	2	2
20 or more Points	---	---	Scoring Leader	---	---
Double-Figure Rebs	---	---	Rebounding Leader	---	---
Double-Doubles	---	---	Assists Leader	3	3
3 or more steals	1	1	Steals Leader	3	3
3 or more blocks	---	---	Blocks Leader	---	---

// CAREER STATISTICS //

				Field Goals		3-Point		F-Throws		Rebounds										Scoring		
SEASON	TEAM	GP-GS	MIN	AVG	FG-FGA	FG%	3FG-FGA	3FG%	FT-FTA	FT%	OFF	DEF	TOT	AVG	PF	FO	AST	TO	BLK	STL	PTS	AVG
2020-21	WC	17-0	225	13.2	26-63	.413	11-20	.550	11-19	.579	3	20	23	1.4	22-0	32	23	0	13	74	4.4	
TOTAL		17-0	225	13.2	26-63	.413	11-20	.550	11-19	.579	3	20	23	1.4	22-0	32	23	0	13	74	4.4	



2020-21 WAGNER COLLEGE WOMEN'S BASKETBALL GAME NOTES



KEM NWABUDU

Junior | 5-11 | Forward | Elmont, NY | Elmont Memorial High School | Winthrop

#15

// NWABUDU FILE //

20-21: Ranked among the top-25 in the NEC in scoring (10.0 ppg)... Finished the regular-season among the top-15 rebounders (5.6 rpg)... Top-10 in field-goal percentage (43.9%)... Ranked ninth in blocked shots (0.9 bpg)... Made a memorable season debut at Sacred Heart (1/7/21), scoring 20 points on 7-of-15 shooting from the field in 31 minutes of action... Recorded her first double-double as a Seahawk against Bryant (2/25/21), finishing with 10 points and 10 rebounds in 28 minutes... **LAST SEASON:** (Winthrop) Played in 29 games while starting in 27 of those contests... Averaged 9.4 points per game to go along with 5.4 rebounds in 25.2 minutes... Scored in double-figures 14 times, highlighted by a season-high 20 point outing against on the road at Radford (1/18/20)... Posted three double-doubles on the season, the last coming in the regular-season finale against Upstate, where she finished with 16 points and 10 rebounds (3/7/20).

// SEASON AVERAGES //

POINTS REBOUNDS ASSISTS

9.9

5.6

0.9

// CAREER & SEASON HIGHS //

POINTS

Season: 20 @ Sacred Heart (1/7/21)
Career: 25 @ Hampton (3/9/19) (Winthrop)
Conference: 25 @ Hampton (3/9/19) (Winthrop)

FIELD GOALS

Season: 8 vs. Mount St. Mary's (3/4/21)
Career: 10 @ Hampton (3/9/19) (Winthrop)
Conference: 10 @ Hampton (3/9/19) (Winthrop)

FIELD GOALS ATTEMPTED

Season: 15 @ Sacred Heart (1/7/21)
Career: 20 vs. Newberry (11/17/18) (Winthrop)
Conference: 17 @ Radford (1/18/20) (Winthrop)

3-POINT FIELD GOALS

Season: ---
Career: ---
Conference: ---

3-POINT FIELD GOALS ATTEMPTED

Season: 2 @ Sacred Heart (1/7/21)
Career: 2 @ Sacred Heart (1/7/21)
Conference: 2 @ Sacred Heart (1/7/21)

FREE THROWS

Season: 6 @ Sacred Heart (1/7/21)
Career: 7 vs. Hampton (1/22/19) (Winthrop)
Conference: 7 vs. Hampton (1/22/19) (Winthrop)

FREE THROWS ATTEMPTED

Season: 7 @ Sacred Heart (1/7/21)
Career: 10 @ N.C. Central (11/12/19) (Winthrop)
Conference: 8 vs. Hampton (1/22/19) (Winthrop)

REBOUNDS

Season: 10 vs. Bryant (2/25/21)
Career: 13 vs. Gardner-Webb (2/12/19) (Winthrop)
Conference: 13 vs. Gardner-Webb (2/12/19) (Winthrop)

ASSISTS

Season: 4 vs. St. Francis Brooklyn (2/4/21)
Career: 4 vs. St. Francis Brooklyn (2/4/21)
Conference: 4 vs. St. Francis Brooklyn (2/4/21)

STEALS

Season: 4 @ LIU (1/14/21)
Career: 4 (2x), last @ LIU (1/14/21)
Conference: 4 @ LIU (1/14/21)

BLOCKS

Season: 2(5x), last vs. Mount St. Mary's (3/5/21)
Career: 4(2x), last vs. Charleston So. (2/4/20) (Winthrop)
Conference: 4 vs. Charleston Southern (2/4/20) (Winthrop)

TURNOVERS

Season: 5 (2x), last vs. Bryant (2/25/21)
Career: 7 @ High Point (1/29/19) (Winthrop)
Conference: 7 @ High Point (1/29/19) (Winthrop)

MINUTES

Season: 31 (2x), last vs. Mount St. Mary's (3/5/21)
Career: 38 vs. Newberry (11/17/18) (Winthrop)
Conference: 36 vs. Gardner-Webb (2/12/19) (Winthrop)

				Total		3-Pointers		Free throws		Rebounds											
Opponent	Date	gs	min	fg-fga	pct	3fg-fga	pct	ft-fa	pct	off	def	tot	avg	pf	a	t/o	blk	stl	pts	avg	
at Sacred Heart	01/07/21	*	31	7-15	.467	0-2	.000	6-7	.857	0	6	6	6.0	3	1	3	1	2	20	20.0	
at Sacred Heart	01/08/21	*	26	4-7	.571	0-0	.000	1-2	.500	1	3	4	5.0	4	1	4	1	0	9	14.5	
at LIU	01/14/21	*	29	6-11	.545	0-0	.000	2-6	.333	2	6	8	6.0	2	0	5	2	4	14	14.3	
at LIU	01/15/21	*	20	2-6	.333	0-0	.000	0-0	.000	1	6	7	6.3	4	1	4	1	1	4	11.8	
at Merrimack	01/29/21	*	23	5-12	.417	0-0	.000	0-0	.000	1	3	4	5.8	3	1	2	0	0	10	11.4	
at Merrimack	01/30/21	*	29	4-9	.444	0-0	.000	3-4	.750	1	4	5	5.7	4	0	2	1	2	11	11.3	
ST. FRANCIS BROOKLYN	02/04/21	*	28	7-10	.700	0-0	.000	1-2	.500	0	5	5	5.6	4	4	4	2	1	15	11.9	
ST. FRANCIS BROOKLYN	02/05/21	*	24	1-4	.250	0-0	.000	0-0	.000	0	4	4	5.4	2	1	2	0	0	2	10.6	
at Fairleigh Dickinson	02/13/21	*	29	4-10	.400	0-0	.000	0-2	.000	1	4	5	5.3	3	1	1	0	1	8	10.3	
FAIRLEIGH DICKINSON	02/15/21	*	26	1-10	.100	0-0	.000	0-0	.000	1	3	4	5.2	5	1	2	2	2	2	9.5	
BRYANT	02/24/21	*	28	6-14	.429	0-0	.000	0-0	.000	4	4	8	5.5	4	0	3	0	3	12	9.7	
BRYANT	02/25/21	*	28	5-14	.357	0-0	.000	0-2	.000	5	5	10	5.8	4	1	5	2	2	10	9.8	
CENTRAL CONN. ST.	02/28/21	*	16	3-6	.500	0-0	.000	0-0	.000	2	2	4	5.7	2	0	1	0	1	6	9.5	
CENTRAL CONN. ST.	03/01/21	*	17	6-12	.500	0-0	.000	0-1	.000	3	0	3	5.5	4	0	2	1	0	12	9.6	
MOUNT ST. MARY'S	03/04/21	*	26	8-14	.571	0-0	.000	2-4	.500	0	5	5	5.5	1	1	0	0	0	18	10.2	
MOUNT ST. MARY'S	03/05/21	*	31	3-10	.300	0-0	.000	1-1	1.000	1	6	7	5.6	4	1	4	2	0	7	10.0	
SAINT FRANCIS (PA)	03/10/21	*	23	4-6	.667	0-0	.000	0-0	.000	2	5	7	5.6	4	1	3	1	0	8	9.9	
Totals		17	434	76-170	.447	0-2	.000	16-31	.516	25	71	96	5.6	57	15	47	16	19	168	9.9	

Games played: 17
Minutes/game: 25.5
Points/game: 9.9
FG Pct: 44.7
3FG Pct: 0.0
FT Pct: 51.6

Rebounds/game: 5.6
Assists/game: 0.9
Turnovers/game: 2.8
Assist/turnover ratio: 0.3
Steals/game: 1.1
Blocks/game: 0.9

// MISCELLANEOUS //

CATEGORY	20-21	CAREER	CATEGORY	20-21	CAREER
Double-Figure Scoring	9	35	3 or more 3 PT FG	---	---
20 or more Points	1	4	Scoring Leader	5	21
Double-Figure Rebs	1	9	Rebounding Leader	8	26
Double-Doubles	1	8	Assists Leader	---	3
3 or more steals	2	6	Steals Leader	5	16
3 or more blocks	---	5	Blocks Leader	10	35

// CAREER STATISTICS //

SEASON	TEAM	GP-GS	MIN	AVG	FG-FGA	FG%	3FG-FGA	3FG%	FT-FTA	FT%	OFF	DEF	TOT	AVG	PF-FO	AST	TO	BLK	STL	PTS	AVG
2018-19	Win	30-30	884	29.5	123-341	.361	0-1	.000	48-65	.738	63	108	171	5.7	75-1	11	75	31	36	294	9.8
2019-20	Win	29-27	730	25.2	116-282	.411	0-1	.000	42-71	.592	39	119	158	5.4	78-1	21	70	21	17	274	9.4
2020-21	WC	17-17	429	25.2	76-170	.447	0-2	.000	16-31	.516	25	71	96	5.6	57-1	15	47	16	19	168	9.9
TOTAL FOR WC		17-17	429	25.2	76-170	.447	0-2	.000	16-31	.516	25	71	96	5.6	57-1	15	47	16	19	168	9.9
TOTAL		76-74	2044	26.9	315-793	.397	0-4	.000	106-167	.635	127	298	425	5.6	210-3	47	192	68	72	736	9.7



DRAYAH HEYWARD

Sophomore | 5-7 | Guard | Newark, NJ | Newark Arts High School

#21

// HEYWARD FILE //

20-21: Made her season debut at Sacred Heart (1/7/21)... Scored a season-high nine points at home against Central Connecticut (2/28/21) in nine minutes of action... Grabbed a season-high four rebounds the next time out against CCSU (3/1/21)... Record her second block of the season against Bryant (2/24/21).

LAST SEASON: Appeared in all 30 games for the Green & White ... Averaged 2.3 ppg and 1.5 rpg ... Second on the team in field goal percentage (.429) ... Tenacious defender who racked up 16 steals ... Scored a season high 10 points in the NEC Quarterfinal against Robert Morris (3/9) to go along with five rebounds in just 18 minutes of play ... Shot an impressive 20 of 24 from the free throw line.

// SEASON AVERAGES //

POINTS REBOUNDS ASSISTS

2.6 1.6 0.4

// CAREER & SEASON HIGHS //

POINTS

Season: 9 vs. Central Connecticut (2/28/21)
Career: 10 @ Robert Morris (3/9/20)
Conference: 10 @ Robert Morris (3/9/20)

FIELD GOALS

Season: 2 (6x), last vs. Mount St. Mary's (3/4/21)
Career: 4 @ Robert Morris (3/9/20)
Conference: 4 @ Robert Morris (3/9/20)

FIELD GOALS ATTEMPTED

Season: 4 (4x), last vs. Mount St. Mary's (3/4/21)
Career: 7 vs. Mount St. Mary's (2/17/20)
Conference: 7 vs. Mount St. Mary's (2/17/20)

3-POINT FIELD GOALS

Season: 1 vs. Central Connecticut (2/28/21)
Career: 1 vs. Central Connecticut (2/28/21)
Conference: 1 vs. Central Connecticut (2/28/21)

3-POINT FIELD GOALS ATTEMPTED

Season: 1 (3x), last vs. Central Connecticut (2/28/21)
Career: 1 (4x), last vs. Central Connecticut (2/28/21)
Conference: 1 (3x), last vs. Central Connecticut (2/28/21)

FREE THROWS

Season: 6 vs. Central Connecticut (2/28/21)
Career: 6 vs. Central Connecticut (2/28/21)
Conference: 6 vs. Central Connecticut (2/28/21)

FREE THROWS ATTEMPTED

Season: 7 @ Sacred Heart (1/8/21)
Career: 7 @ Sacred Heart (1/8/21)
Conference: 7 @ Sacred Heart (1/8/21)

REBOUNDS

Season: 4 vs. Central Connecticut (3/1/21)
Career: 5 (2x), last @ Robert Morris (3/9/20)
Conference: 5 @ Robert Morris (3/9/20)

ASSISTS

Season: 1 (7x), last vs. CCSU (3/1/21)
Career: 4 @ Colgate (12/22/19)
Conference: 2 (2x), last @ Robert Morris (3/9/20)

STEALS

Season: 1 (5x), last vs. CCSU (2/28/21)
Career: 2 (3x), last @ Yale (12/31/19)
Conference: 1 (11x), last vs. CCSU (2/28/21)

BLOCKS

Season: 1 (2x), last vs. Bryant (2/24/21)
Career: 1 (5x), last vs. Bryant (2/24/21)
Conference: 1 (5x), last vs. Bryant (2/24/21)

TURNOVERS

Season: 2 vs. FDU (2/15/21)
Career: 4 (2x), last vs. Saint Peter's (11/13/19)
Conference: 3 vs. LIU (1/20/20)

MINUTES

Season: 12 (2x), last vs. Mount St. Mary's (3/5/21)
Career: 26 @ Butler (11/9/19)
Conference: 18 @ Robert Morris (3/9/20)

		Total				3-Pointers		Free throws		Rebounds											
Opponent	Date	gs	min	fg-fga	pct	3fg-fga	pct	ft-fa	pct	off	def	tot	avg	pf	a	t/o	blk	stl	pts	avg	
at Sacred Heart	01/07/21	5	2-4	.500	0-0	.000	0-0	.000	0	1	1	1	1.0	1	0	1	0	0	4	4.0	
at Sacred Heart	01/08/21	12	2-3	.667	0-0	.000	3-7	.429	0	1	1	1	1.0	0	0	1	0	0	7	5.5	
at LIU	01/14/21	4	0-1	.000	0-1	.000	0-0	.000	0	1	1	1	1.0	0	0	1	0	0	0	3.7	
at LIU	01/15/21	3	0-1	.000	0-0	.000	0-0	.000	0	0	0	0	0.8	0	1	0	0	0	0	2.8	
at Merrimack	01/29/21	6	0-0	.000	0-0	.000	1-2	.500	1	1	2	1.0	3	1	1	1	1	1	1	2.4	
at Merrimack	01/30/21	6	1-1	1.000	0-0	.000	0-0	.000	0	2	2	1.2	0	1	1	0	1	1	2	2.3	
ST. FRANCIS BROOKLYN	02/04/21	7	0-1	.000	0-0	.000	0-0	.000	0	1	1	1	1.1	2	1	0	0	0	0	2.0	
ST. FRANCIS BROOKLYN	02/05/21	6	0-1	.000	0-0	.000	0-0	.000	1	0	1	1	1.1	1	0	1	0	1	0	1.8	
at Fairleigh Dickinson	02/13/21	7	2-4	.500	0-0	.000	0-0	.000	1	0	1	1	1.1	1	0	1	0	0	4	2.0	
FAIRLEIGH DICKINSON	02/15/21	8	1-4	.250	0-1	.000	0-0	.000	2	1	3	1.3	2	1	2	0	0	2	2	2.0	
BRYANT	02/24/21	11	2-3	.667	0-0	.000	1-2	.500	0	2	2	1.4	0	0	0	0	1	1	5	2.3	
BRYANT	02/25/21	4	0-0	.000	0-0	.000	0-0	.000	0	0	0	1.3	0	0	0	0	0	0	0	2.1	
CENTRAL CONN. ST.	02/28/21	9	1-3	.333	1-1	1.000	6-6	1.000	0	2	2	1.3	2	1	1	0	1	9	2.6		
CENTRAL CONN. ST.	03/01/21	10	0-3	.000	0-0	.000	1-2	.500	2	2	4	1.5	1	1	0	0	0	0	1	2.5	
MOUNT ST. MARY'S	03/04/21	9	2-4	.500	0-0	.000	1-2	.500	0	2	2	1.5	0	0	0	0	0	5	2.7		
MOUNT ST. MARY'S	03/05/21	12	1-3	.333	0-0	.000	0-0	.000	0	2	2	1.6	0	0	1	0	0	2	2.6		
SAINT FRANCIS (PA)	03/10/21	4	1-2	.500	0-0	.000	0-0	.000	1	1	2	1.6	0	0	0	1	0	0	2	2.6	
Totals		0	123	15-38	.395	1-3	.333	13-21	.619	8	19	27	1.6	13	7	12	2	5	44	2.6	

Games played: 17
Minutes/game: 7.2
Points/game: 2.6
FG Pct: 39.5
3FG Pct: 33.3
FT Pct: 61.9

Rebounds/game: 1.6
Assists/game: 0.4
Turnovers/game: 0.7
Assist/turnover ratio: 0.6
Steals/game: 0.3
Blocks/game: 0.1

// MISCELLANEOUS //

CATEGORY	20-21	CAREER	CATEGORY	20-21	CAREER
Double-Figure Scoring	---	1	3 or more 3 PT FG	---	---
20 or more Points	---	---	Scoring Leader	---	---
Double-Figure Rebs	---	---	Rebounding Leader	---	---
Double-Doubles	---	---	Assists Leader	---	1
3 or more steals	---	---	Steals Leader	---	5
3 or more blocks	---	---	Blocks Leader	1	2

// CAREER STATISTICS //

					Field Goals		3-Point		F-Throws		Rebounds										Scoring	
SEASON	TEAM	GP-GS	MIN	AVG	FG-FGA	FG%	3FG-FGA	3FG%	FT-FTA	FT%	OFF	DEF	TOT	AVG	PF	FO	AST	TO	BLK	STL	PTS	AVG
2019-20	WC	30-0	305	10.2	24-56	.429	0-1	.000	20-24	.833	13	31	44	1.5	65-1	25	41	3	16	68	2.3	
2020-21	WC	17-0	122	7.2	15-38	.395	1-3	.333	13-21	.619	8	19	27	1.6	13-0	7	12	2	5	44	2.6	
TOTAL		47-0	427	9.1	39-94	.415	1-4	.250	33-45	.733	21	50	71	1.5	78-1	32	53	5	21	112	2.4	



2020-21 WAGNER COLLEGE WOMEN'S BASKETBALL GAME NOTES



KHALEAH EDWARDS

Senior | 5-8 | Guard/Forward | London, England | City of London Academy

#22

// EDWARDS FILE //

20-21: Finished the regular season in the top-20 in scoring at 10.4 ppg... Placed in the top-15 in field-goal percentage (40.9%)... Pulled down at least four rebounds in 13 games this year... Had seven straight games of four rebounds or more (Feb. 4-Feb. 28)... Averaged 17.0 ppg in the final two games of the regular season against Mount St. Mary's... Pulled down a season-high seven boards against the Mountaineers (3/5/21)... Swiped a career-high five steals against Bryant (2/25/21)... Finished fourth in the league in steals (1.8 spg)... Netted a season-high 19 points, eight of which coming in the fourth and overtime session, respectively. **LAST SEASON:** Saw action in 29 games, making 29 starts... Averaged 11 ppg, 5.3 rpg, and 1.8 apg... Second on the team and 15th in the NEC in scoring... Led the team in three pointers made (51) and attempted (146)... Posted a field goal percentage of .419 and three point percentage of .349... Highlight of the season came against NJIT (11/19) scoring 15 points including a game-winning lay-up with 0.4 seconds remaining... Had three separate 20 point performances... Second on the team in rebound gathering 154 boards... Recorded three double-doubles including a 22 point and 12 rebound effort in a victory over Saint Peter's (11/13)... 20th in the conference in rebounds per game... 15th in the NEC for steals per game (1.3).

// SEASON AVERAGES //

POINTS REBOUNDS ASSISTS

10.7 4.2 1.3

// CAREER & SEASON HIGHS //

POINTS

Season: 19 @ Merrimack (1/30/21)
Career: 22 vs. Saint Peter's (11/13/19)
Conference: 21 @ St. Francis Brooklyn (2/23/20)

FIELD GOALS

Season: 7 vs. Mount St. Mary's (3/4/21)
Career: 8 (4x), last @ LIU (2/29/20)
Conference: 8 (2x), last @ LIU (2/29/20)

FIELD GOALS ATTEMPTED

Season: 14 (2x), last vs. Mount St. Mary's (3/4/21)
Career: 20 @ Robert Morris (3/9/20)
Conference: 20 @ Robert Morris (3/9/20)

3-POINT FIELD GOALS

Season: 3 (4x), last vs. Mount St. Mary's (3/5/21)
Career: 5 (4x), last @ St. Francis Brooklyn (2/23/20)
Conference: 5 @ St. Francis Brooklyn (2/23/20)

3-POINT FIELD GOALS ATTEMPTED

Season: 7 (3x), last vs. Mount St. Mary's (3/5/21)
Career: 10 (2x), last @ St. Francis Brooklyn (2/23/20)
Conference: 10 @ St. Francis Brooklyn (2/23/20)

FREE THROWS

Season: 4 (4x), last vs. Saint Francis U (3/10/21)
Career: 5 vs. Mount St. Mary's (2/17/20)
Conference: 5 vs. Mount St. Mary's (2/17/20)

FREE THROWS ATTEMPTED

Season: 4 (4x), last vs. Saint Francis U (3/10/21)
Career: 6 vs. Mount St. Mary (2/17/20)
Conference: 6 vs. Mount St. Mary (2/17/20)

REBOUNDS

Season: 7 vs. Mount St. Mary's (3/5/21)
Career: 13 @ LIU (2/9/19)
Conference: 13 @ LIU (2/9/19)

ASSISTS

Season: 4 @ Seton Hall (12/11/20)
Career: 4 (5x), last @ Seton Hall (12/11/20)
Conference: 4 (3x), last vs. St. Francis Brooklyn (1/18/20)

STEALS

Season: 5 vs. Bryant (2/25/21)
Career: 5 vs. Bryant (2/25/21)
Conference: 5 vs. Bryant (2/25/21)

BLOCKS

Season: 1 (6x), last vs. Mount St. Mary's (3/5/21)
Career: 3 (2x), last vs. Siena (11/24/18)
Conference: 1 (2x), last vs. Mount St. Mary's (3/5/21)

TURNOVERS

Season: 10 @ Seton Hall (12/11/20)
Career: 10 @ Seton Hall (12/11/20)
Conference: 6 @ Bryant (12/29/17)

MINUTES

Season: 38 (2x), last vs. Mount St. Mary's (3/5/21)
Career: 44 vs. Siena (11/24/18)
Conference: 40 @ Robert Morris (3/9/20)

Opponent	Date	qs	min	Total		3-Pointers		Free throws		Rebounds				pf	a	t/o	blk	stl	pts	avg	
				fg-fga	pct	3fg-fga	pct	ft-fga	pct	off	def	tot	avg								
at Seton Hall	12/11/20	*	37	5-14	.357	1-7	.143	2-2	1.000	1	5	6	6.0	3	4	10	0	2	13	13.0	
at Sacred Heart	01/07/21	*	29	2-4	.500	0-1	.000	0-0	.000	0	5	5	5.5	2	3	1	0	1	4	8.5	
at Sacred Heart	01/08/21	*	32	3-12	.250	1-5	.200	0-0	.000	0	3	3	4.7	3	0	1	0	1	7	8.0	
at LIU	01/14/21	*	30	3-9	.333	2-5	.400	0-0	.000	2	4	6	5.0	5	1	0	0	4	8	8.0	
at LIU	01/15/21	*	30	3-7	.429	1-2	.500	2-2	1.000	0	5	5	5.0	0	0	3	0	1	9	8.2	
at Merrimack	01/29/21	*	31	3-9	.333	1-4	.250	2-2	1.000	0	4	4	4.8	0	2	1	0	2	9	8.3	
at Merrimack	01/30/21	*	38	6-13	.462	3-7	.429	4-4	1.000	0	1	1	4.3	2	0	2	0	1	19	9.9	
ST. FRANCIS BROOKLYN	02/04/21	*	26	4-8	.500	1-4	.250	4-4	1.000	1	4	5	4.4	4	2	3	0	0	13	10.3	
ST. FRANCIS BROOKLYN	02/05/21	*	34	4-10	.400	3-6	.500	4-4	1.000	0	4	4	4.3	1	1	3	0	2	15	10.8	
at Fairleigh Dickinson	02/13/21	*	34	4-12	.333	1-5	.200	1-2	.500	2	2	4	4.3	0	3	4	1	3	10	10.7	
FAIRLEIGH DICKINSON	02/15/21	*	35	3-6	.500	0-2	.000	0-0	.000	0	6	6	4.5	2	1	2	0	1	6	10.3	
BRYANT	02/24/21	*	30	4-9	.444	1-6	.167	3-3	1.000	2	2	4	4.4	1	0	1	0	2	12	10.4	
BRYANT	02/25/21	*	29	4-11	.364	0-1	.000	0-0	.000	1	3	4	4.4	1	1	3	1	5	8	10.2	
CENTRAL CONN. ST.	02/28/21	*	24	3-7	.429	1-4	.250	0-0	.000	1	3	4	4.4	3	0	2	1	2	7	10.0	
CENTRAL CONN. ST.	03/01/21	*	20	1-2	.500	0-0	.000	0-0	.000	1	1	2	4.2	0	0	2	1	1	2	9.5	
MOUNT ST. MARY'S	03/04/21	*	26	7-12	.583	3-4	.750	0-0	.000	1	2	3	4.1	0	1	0	1	1	17	9.9	
MOUNT ST. MARY'S	03/05/21	*	38	6-14	.429	3-7	.429	2-2	1.000	0	7	7	4.3	4	3	0	1	1	17	10.4	
SAINT FRANCIS (PA)	03/10/21	*	36	5-8	.625	2-3	.667	4-4	1.000	0	2	2	4.2	1	2	1	0	2	16	10.7	
Totals			18	559	70-167	.419	24-73	.329	28-29	.966	12	63	75	4.2	32	24	39	6	32	192	10.7

Games played: 18
Minutes/game: 31.1
Points/game: 10.7
FG Pct: 41.9
3FG Pct: 32.9
FT Pct: 96.6

Rebounds/game: 4.2
Assists/game: 1.3
Turnovers/game: 2.2
Assist/turnover ratio: 0.6
Steals/game: 1.8
Blocks/game: 0.3

// MISCELLANEOUS //

CATEGORY	20-21	CAREER	CATEGORY	20-21	CAREER
Double-Figure Scoring	9	41	3 or more 3 PT FG	4	28
20 or more Points	---	3	Scoring Leader	2	15
Double-Figure Rebs	---	4	Rebounding Leader	3	20
Double-Doubles	---	3	Assists Leader	2	10
3 or more steals	3	7	Steals Leader	6	22
3 or more blocks	---	2	Blocks Leader	1	17

// CAREER STATISTICS //

		2017-2021														2021-22				
		2017-18			2018-19			2019-20			2020-21			2021-22			TOTAL			
SEASON	TEAM	GP-GS	MIN/AVG	Field Goals		3-Point		F-Throws		Rebounds			PF-FO		AST	TO	BLK	STL	Scoring	
				FG-FGA	FG%	3FG-FGA	3FG%	FT-FTA	FT%	OFF	DEF	TOT	AVG						PTS	AVG
2017-18	WC	29-13	661/22.8	49-142	.345	24-91	.264	12-16	.750	3	78	81	2.8	57-3	22	69	6	15	134	4.6
2018-19	WC	30-25	898/29.9	91-226	.403	58-160	.363	18-24	.750	16	108	124	4.1	65-2	30	56	15	26	258	8.6
2019-20	WC	29-29	944/32.5	122-291	.419	51-146	.349	25-32	.781	55	99	154	5.3	57-1	52	45	8	39	320	11.0
2020-21	WC	18-18	561/31.2	70-167	.419	24-73	.329	28-29	.966	12	63	75	4.2	32-1	24	39	6	32	192	10.7
TOTAL		106-85	3063/28.9	332-826	.402	157-470	.334	83-101	.822	86	348	434	4.1	211-7	128	209	35	112	904	8.5



LANIYA MILLER

R-Sophomore | 5-10 | Guard/Forward | Piscataway, NJ | Piscataway | Stony Brook

#23

// MILLER FILE //

20-21: Matched her career-high with nine points against Central Connecticut (2/28/21)... Pulled down a career-best six caroms against the Blue Devils (3/1/21)... Matched a career-best with two helpers against Mount St. Mary's in the regular season finale (3/5)... Converted on a pivotal three-pointer against Saint Francis U (3/10) in the NEC semifinals, that tied the game at 37 at the 5:16 mark of the third quarter... Made her Wagner debut back on Jan. 7 at Sacred Heart.... **LAST SEASON:** Sat out the entire 2019-2020 season due to NCAA transfer regulations after transferring from Stony Brook University.

// SEASON AVERAGES //

POINTS REBOUNDS ASSISTS

3.8 1.8 0.7

// CAREER & SEASON HIGHS //

POINTS

Season: 9 (2x), last vs. Central Connecticut (2/28/21)

Career: 9 (2x), last vs. Central Connecticut (2/28/21)

Conference: 9 (2x), last vs. Central Connecticut (2/28/21)

FIELD GOALS

Season: 3 (3x), last vs. Central Connecticut (2/28/21)

Career: 3 (3x), last vs. Central Connecticut (2/28/21)

Conference: 3 (3x), last vs. Central Connecticut (2/28/21)

FIELD GOALS ATTEMPTED

Season: 11 vs. Central Connecticut (3/1/21)

Career: 11 vs. Central Connecticut (3/1/21)

Conference: 11 vs. Central Connecticut (3/1/21)

3-POINT FIELD GOALS

Season: 3 (2x), last vs. Central Connecticut (2/28/21)

Career: 3 (2x), last vs. Central Connecticut (2/28/21)

Conference: 3 (2x), last vs. Central Connecticut (2/28/21)

3-POINT FIELD GOALS ATTEMPTED

Season: 6 vs. Central Connecticut (3/1/21)

Career: 6 vs. Central Connecticut (3/1/21)

Conference: 6 vs. Central Connecticut (3/1/21)

FREE THROWS

Season: 2 vs. Mount St. Mary's (3/5/21)

Career: 2 vs. Mount St. Mary's (3/5/21)

Conference: 2 vs. Mount St. Mary's (3/5/21)

FREE THROWS ATTEMPTED

Season: 2 vs. Mount St. Mary's (3/5/21)

Career: 2 (2x), last vs. Mount St. Mary's (3/5/21)

Conference: 2 (2x), last vs. Mount St. Mary's (3/5/21)

REBOUNDS

Season: 6 vs. Central Connecticut (3/1/21)

Career: 6 vs. Central Connecticut (3/1/21)

Conference: 6 vs. Central Connecticut (3/1/21)

ASSISTS

Season: 2 (2x), last vs. Mount St. Mary's (3/5/21)

Career: 2 (2x), last vs. Mount St. Mary's (3/5/21)

Conference: 2 (2x), last vs. Mount St. Mary's (3/5/21)

STEALS

Season: 2 @ LIU (1/15/21)

Career: 2 @ LIU (1/15/21)

Conference: 2 @ LIU (1/15/21)

BLOCKS

Season: 1 (2x), last vs. Saint Francis U (3/10/21)

Career: 1 (2x), last vs. Saint Francis U (3/10/21)

Conference: 1 (2x), last vs. Saint Francis U (3/10/21)

TURNOVERS

Season: 2 (3x), last vs. Central Connecticut (2/28/21)

Career: 2 (3x), last vs. Central Connecticut (2/28/21)

Conference: 2 (3x), last vs. Central Connecticut (2/28/21)

MINUTES

Season: 23 vs. Central Connecticut (3/1/21)

Career: 23 vs. Central Connecticut (3/1/21)

Conference: 23 vs. Central Connecticut (3/1/21)

				Total		3-Pointers		Free throws		Rebounds											
Opponent	Date	gs	min	fg-fga	pct	3fg-fga	pct	ft-fra	pct	off	def	tot	avg	pf	a	t/o	b/k	stl	pts	avg	
at Sacred Heart	01/07/21	4		0-0	.000	0-0	.000	0-0	.000	0	0	0	0.0	1	0	0	0	0	0	0.0	
at Sacred Heart	01/08/21	4		0-0	.000	0-0	.000	0-0	.000	0	0	0	0.0	0	0	0	0	0	0	0.0	
at LIU	01/14/21	8		1-1	1.000	1-1	1.000	0-0	.000	0	1	1	0.3	0	1	2	0	0	3	1.0	
at LIU	01/15/21	15	3-4	.750		3-3	1.000	0-0	.000	0	1	1	0.5	2	0	0	0	2	9	3.0	
at Merrimack	01/29/21	14	2-7	.286		1-4	.250	0-0	.000	1	2	3	1.0	0	1	0	0	1	5	3.4	
at Merrimack	01/30/21	10	0-1	.000		0-1	.000	0-0	.000	0	2	2	1.2	1	2	1	0	0	0	2.8	
ST. FRANCIS BROOKLYN	02/04/21	7	2-2	1.000		1-1	1.000	0-0	.000	0	1	1	1.1	1	1	1	0	0	5	3.1	
ST. FRANCIS BROOKLYN	02/05/21	11	0-0	.000		0-0	.000	0-0	.000	0	2	2	1.3	1	1	2	0	0	0	2.8	
CENTRAL CONN. ST.	02/28/21	19	3-5	.600		3-5	.600	0-0	.000	0	1	1	1.2	0	1	2	0	0	9	3.4	
CENTRAL CONN. ST.	03/01/21	23	3-11	.273		1-6	.167	0-0	.000	0	6	6	1.7	2	0	1	0	0	7	3.8	
MOUNT ST. MARY'S	03/04/21	9	1-1	1.000		1-1	1.000	0-0	.000	0	0	0	1.5	0	0	0	0	0	3	3.7	
MOUNT ST. MARY'S	03/05/21	16	1-3	.333		0-1	.000	2-2	1.000	1	3	4	1.8	0	2	1	1	1	4	3.8	
SAINT FRANCIS (PA)	03/10/21	13	1-1	1.000		1-1	1.000	0-0	.000	0	1	1	1.7	0	1	0	1	0	3	3.7	
Totals		0	153	17-36	.472	12-24	.500	2-2	1.000	2	20	22	1.7	8	10	10	2	4	48	3.7	

Games played: 13
Minutes/game: 11.8
Points/game: 3.7
FG Pct: 47.2
3FG Pct: 50.0
FT Pct: 100.0

Rebounds/game: 1.7
Assists/game: 0.8
Turnovers/game: 0.8
Assist/turnover ratio: 1.0
Steals/game: 0.3
Blocks/game: 0.2

// MISCELLANEOUS //

CATEGORY	20-21	CAREER	CATEGORY	20-21	CAREER
Double-Figure Scoring	---	---	3 or more 3 PT FG	2	2
20 or more Points	---	---	Scoring Leader	---	---
Double-Figure Rebs	---	---	Rebounding Leader	---	---
Double-Doubles	---	---	Assists Leader	---	---
3 or more steals	---	---	Steals Leader	1	1
3 or more blocks	---	---	Blocks Leader	1	1

// CAREER STATISTICS //

				Field Goals		3-Point		F-Throws		Rebounds										Scoring		
SEASON	TEAM	GP-GS	MIN/AVG	FG-FGA	FG%	3FG-FGA	3FG%	FT-FTA	FT%	OFF DEF	TOT	AVG	PF-FO	AST	T	BLK	STL	PTS	AVG			
2018-19	SBU	7-0	20/2.9	0-2	.000	0-1	.000	1-2	.500	1	3	4	0.6	4-0	0	2	0	1	0.1			
2020-21	WC	13-0	155/12.0	17-36	.472	12-24	.500	2-2	1.000	2	20	22	1.7	8-0	10	10	2	4	48	3.7		
TOTAL FOR WC				13-0	155/12.0	17-36	.472	12-24	.500	2-2	1.000	2	20	22	1.7	8-0	10	10	2	4	48	3.7
TOTAL				20-0	175/8.8	17-38	.447	12-25	.480	3-4	.750	3	23	26	1.3	12-0	10	12	2	5	49	2.5



2020-21 WAGNER COLLEGE WOMEN'S BASKETBALL GAME NOTES



EMILIJA KRISTA GRAVA

Junior | 6-0 | Forward | Līgatne, Latvia | Liepajaas Papirisk SSS

#24

// KRISTA GRAVA FILE //

20-21: Team's leading scorer at 14.3 ppg... Finished the regular-season third in the league in scoring (15.1 ppg) and top-15 in rebounding (5.8 rpg)... Recorded her second double-double of the season against Central Connecticut (3/1/21), finishing with 13 points and 11 rebounds... Named to the All-NEC First Team for the second straight season... Two-time NEC Player of the Week (Feb. 8 & Mar 8)... Averaged 25.0 ppg in the two-game regular season finale against Mount St. Mary's... Named Metropolitan Basketball Writers' Association Co-Player of the Week for the week of Feb. 8... Scored a season-high 32 points vs. Mount St. Mary's (3/5)... **LAST SEASON:** Started all 29 contests she completed in... Averaged 15.7 ppg, 6.0 rpg, and .79 bpg... Earned First Team All-NEC Honors... Named Third Team All-Metropolitan by the MBWA... Second Highest Points Per Game in the NEC... Lead Wagner and Sixth in the NEC with a field goal percentage of .466... Ranked seventh in the NEC with 2.7 offensive rebounds per game... Led the Seahawks in Total Rebounds (170), Blocks (23), Points Scored (454), and Field Goals Made (193)... Scored a career high 45 points in a win over Saint Peter's (11/13) which included a game winning shot with 4 seconds remaining... Surpassed 20 points on nine different occasions... Recorded two double doubles on the season... Grabbed atleast five rebounds in 18 games... Was named the NEC Player of the Week twice (1/29) & (11/18).

// SEASON AVERAGES //

POINTS REBOUNDS ASSISTS

14.3 5.6 0.9

// CAREER & SEASON HIGHS //

POINTS

Season: 32 vs. Mount St. Mary's (3/5/21)
Career: 45 vs. Saint Peter's (11/13/19)
Conference: 35 @ Central Connecticut (1/25/20)

FIELD GOALS

Season: 15 vs. Mount St. Mary's (3/5/21)
Career: 21 vs. Saint Peter's (11/13/19)
Conference: 15 vs. Mount St. Mary's (3/5/21)

FIELD GOALS ATTEMPTED

Season: 26 vs. Mount St. Mary's (3/5/21)
Career: 33 vs. Saint Peter's (11/13/19)
Conference: 27 @ Merrimack (2/15/20)

3-POINT FIELD GOALS

Season: 1 (4x), last vs. CCSU (3/1/21)
Career: 3 @ Seton Hall (11/6/18)
Conference: 1 (8x), last vs. CCSU (3/1/21)

3-POINT FIELD GOALS ATTEMPTED

Season: 2 (6x), last vs Mount St. Mary's (3/5/21)
Career: 4 @ Seton Hall (11/6/18)
Conference: 3 @ Robert Morris (3/9/20)

FREE THROWS

Season: 6 (2x), last vs. Bryant (2/24/21)
Career: 10 @ Central Connecticut (1/25/20)
Conference: 10 @ Central Connecticut (1/25/20)

FREE THROWS ATTEMPTED

Season: 6 (3x), last vs. Bryant (2/24/21)
Career: 10 @ Central Connecticut (1/25/20)
Conference: 10 @ Central Connecticut (1/25/20)

REBOUNDS

Season: 11 vs. Central Connecticut (3/1/21)
Career: 14 @ Longwood (11/14/18)
Conference: 11 vs. Central Connecticut (3/1/21)

ASSISTS

Season: 4 vs. Bryant (2/24/21)
Career: 5 (2x), last @ St. Francis Brooklyn (2/23/20)
Conference: 5 @ St. Francis Brooklyn (2/23/20)

STEALS

Season: 3 vs. St. Francis Brooklyn (2/5/21)
Career: 3 (3x), last vs. St. Francis Brooklyn (2/5/21)
Conference: 3 (3x), last vs. St. Francis Brooklyn (2/5/21)

BLOCKS

Season: 2 (2x), last vs. St. Francis Brooklyn (2/5/21)
Career: 3 (3x), last vs. Bryant (3/5/20)
Conference: 3 (2x), last vs. Bryant (3/5/20)

TURNOVERS

Season: 7 @ Sacred Heart (1/7/21)
Career: 7 @ Sacred Heart (1/7/21)
Conference: 7 @ Sacred Heart (1/7/21)

MINUTES

Season: 38 @ Seton Hall (12/11/20)
Career: 42 @ Vermont (11/23/18)
Conference: 39 @ Fairleigh Dickinson (3/2/20)

Opponent	Date	qs	min	Total		3-Pointers		Free throws		Rebounds											
				fg-fga	pct	3fg-fga	pct	ft-fa	pct	off	def	tot	avg	pf	a	t/o	blk	stl	pts	avg	
at Seton Hall	12/11/20	*	38	9-22	.409	0-2	.000	0-0	.000	2	2	4	4.0	1	1	1	0	1	18	18.0	
at Sacred Heart	01/07/21	*	35	5-12	.417	1-2	.500	4-4	1.000	2	1	3	3.5	2	3	7	1	0	15	16.5	
at Sacred Heart	01/08/21	*	31	2-5	.400	0-1	.000	0-0	.000	2	3	5	4.0	3	0	2	0	1	4	12.3	
at LIU	01/14/21	*	37	9-17	.529	0-1	.000	1-4	.250	2	2	4	4.0	1	0	3	0	2	19	14.0	
at LIU	01/15/21	*	29	5-12	.417	0-0	.000	1-2	.500	1	3	4	4.0	3	1	1	1	0	11	13.4	
at Merrimack	01/29/21	*	34	7-13	.538	0-1	.000	0-2	.000	2	8	10	5.0	0	0	2	2	2	14	13.5	
at Merrimack	01/30/21	*	31	4-7	.571	0-0	.000	0-0	.000	1	2	3	4.7	4	0	1	1	0	8	12.7	
ST. FRANCIS BROOKLYN	02/04/21	*	35	7-13	.538	0-0	.000	1-1	1.000	2	7	9	5.3	2	0	4	2	0	15	13.0	
ST. FRANCIS BROOKLYN	02/05/21	*	30	7-14	.500	0-1	.000	2-3	.667	1	5	6	5.3	5	1	4	0	3	16	13.3	
at Fairleigh Dickinson	02/13/21	*	32	7-14	.500	1-2	.500	3-6	.500	3	4	7	5.5	2	0	1	0	0	18	13.8	
FAIRLEIGH DICKINSON	02/15/21	*	21	2-7	.286	0-0	.000	6-6	1.000	3	2	5	5.5	1	0	2	1	0	10	13.5	
BRYANT	02/24/21	*	27	6-11	.545	0-0	.000	6-6	1.000	4	2	6	5.5	3	4	2	0	1	18	13.8	
BRYANT	02/25/21	*	28	3-8	.375	0-0	.000	0-0	.000	2	3	5	5.5	1	0	2	0	1	6	13.2	
CENTRAL CONN. ST.	02/28/21	*	36	8-14	.571	1-2	.500	4-4	1.000	1	5	6	5.5	1	1	2	1	1	21	13.8	
CENTRAL CONN. ST.	03/01/21	*	30	5-17	.294	1-1	1.000	2-3	.667	6	5	11	5.9	0	1	3	0	2	13	13.7	
MOUNT ST. MARY'S	03/04/21	*	28	8-19	.421	0-2	.000	2-2	1.000	1	4	5	5.8	4	2	1	1	2	18	14.0	
MOUNT ST. MARY'S	03/05/21	*	36	15-26	.577	0-2	.000	2-2	1.000	1	4	5	5.8	1	1	2	0	0	32	15.1	
SAINT FRANCIS (PA)	03/10/21	*	19	1-5	.200	0-2	.000	0-0	.000	0	2	2	5.6	3	1	2	1	0	2	14.3	
Totals			18	557	110-236	.466	4-19	.211	34-45	.756	36	64	100	5.6	37	16	42	11	16	258	14.3

Games played: 18
Minutes/game: 30.9
Points/game: 14.3
FG Pct: 46.6
3FG Pct: 21.1
FT Pct: 75.6

Rebounds/game: 5.6
Assists/game: 0.9
Turnovers/game: 2.3
Assist/turnover ratio: 0.4
Steals/game: 0.9
Blocks/game: 0.6

// MISCELLANEOUS //

CATEGORY	20-21	CAREER	CATEGORY	20-21	CAREER
Double-Figure Scoring	14	44	3 or more 3 PT FG	---	1
20 or more Points	2	11	Scoring Leader	13	30
Double-Figure Rebs	2	5	Rebounding Leader	7	25
Double-Doubles	2	5	Assists Leader	1	4
3 or more steals	1	3	Steals Leader	3	12
3 or more blocks	---	3	Blocks Leader	7	33

// CAREER STATISTICS //

SEASON	TEAM	GP-GS	MIN/AVG	FG-FGA	FG%	3FG-FGA	3FG%	FT-FTA	FT%	OFF	DEF	TOT	AVG	PF-FO	AST	TO	BLK	STL	PTS	AVG
2018-19	WC	21-17	577/27.5	92-220	.418	6-23	.261	23-34	.676	52	62	114	5.4	69-2	21	54	16	20	213	10.1
2019-20	WC	29-29	890/30.7	193-414	.466	4-16	.250	64-83	.771	78	96	174	6.0	73-1	27	74	23	27	454	15.7
2020-21	WC	18-18	554/30.8	110-236	.466	4-19	.211	34-45	.756	36	64	100	5.6	37-1	16	42	11	16	258	14.3
TOTAL		68-64	2021/29.7	395-870	.454	14-58	.241	121-162	.747	166	222	388	5.7	179-4	64	170	50	63	925	13.6



2020-21 WAGNER COLLEGE WOMEN'S BASKETBALL GAME NOTES



KATE TOKUHARA

Graduate Student | 5-10 | Guard | Lawndale, CA | Bishop Alemany High School | CSU - Bakersfield

#44

// TOKUHARA FILE //

20-21: (Wagner): Logged 18 minutes in her Wagner debut at Seton Hall (12/11/20)... Matched a career-high in points (12) in the NEC semifinals against Saint Francis U (3/10/21)... Dished out a career-high eight assists against the Blue Devils (2/28/12)... Tied for the sixth-highest single-game total in assists this season in the conference... Played a season-high 31 minutes against CCSU (3/1/21)... Matched her career-high with five steals in the series finale at Merrimack (1/30/21)... Swatted away three shots against CCSU (3/1/21)... Finished among the top-15 in blocked shots (10)... **LAST SEASON:** (CSU Bakersfield): Appeared in all 29 game for the Roadrunners, making 23 starts... Matched her career-high in scoring with 12 points against Westcliff (12/11/19)... Pulled down a career-high eight rebounds against Kansas City (1/16/20)... Matched a career-best five steals at New Mexico State (2/29/20).

// SEASON AVERAGES //

POINTS REBOUNDS ASSISTS

3.7 3.2 1.4

// CAREER & SEASON HIGHS //

POINTS

Season: 12 (2x), last vs. Saint Francis U (3/10/21)

Career: 12 (5x), last vs. Saint Francis U (3/10/21)

Conference: 12 (3x), last vs. Saint Francis U (3/10/21)

FIELD GOALS

Season: 5 (2x), last vs. Saint Francis U (3/10/21)

Career: 5 (4x), last vs. Saint Francis U (3/10/21)

Conference: 5 (3x), last vs. Saint Francis U (3/10/21)

FIELD GOALS ATTEMPTED

Season: 9 vs. Central Connecticut (3/1/21)

Career: 11 vs. Fresno Pacific (11/14/17) (CSUB)

Conference: 9 (3x), last vs. CCSU (3/1/21) (Wagner)

3-POINT FIELD GOALS

Season: 2 vs. Saint Francis U (3/10/21)

Career: 4 vs. Westcliff (12/11/19) (CSUB)

Conference: 3 (4x), last @ Seattle (2/24/18) (CSUB)

3-POINT FIELD GOALS ATTEMPTED

Season: 4 vs. Saint Francis U (3/10/21)

Career: 8 (4x), vs. Westcliff (12/11/19) (CSUB)

Conference: 8 (2x), last vs. UTRGV (3/7/18) (CSUB)

FREE THROWS

Season: 2 (3x), last @ Merrimack (1/30/21)

Career: 2 (10x), last @ Merrimack (1/30/21)

Conference: 2 (6x), last @ Merrimack (1/30/21)

FREE THROWS ATTEMPTED

Season: 2 (4x), last vs. Bryant (2/24/21)

Career: 2 (19x), last vs. Bryant (2/24/21)

Conference: 2 (12x), last vs. Bryant (2/24/21)

REBOUNDS

Season: 8 vs. Central Connecticut (3/1/21)

Career: 8 (2x), last vs. CCSU (3/1/21) (Wagner)

Conference: 8 (2x), last vs. CCSU (3/1/21) (Wagner)

ASSISTS

Season: 8 vs. Central Connecticut (2/28/21)

Career: 8 vs. Central Connecticut (2/28/21)

Conference: 8 vs. Central Connecticut (2/28/21)

STEALS

Season: 5 @ Merrimack (1/30/21)

Career: 5 (3x), last @ Merrimack (1/30/21)

Conference: 5 (2x), last Merrimack (1/30/21)

BLOCKS

Season: 3 vs. Central Connecticut (3/1/21)

Career: 3 vs. Central Connecticut (3/1/21)

Conference: 3 vs. Central Connecticut (3/1/21)

TURNOVERS

Season: 3 vs. St Francis Brooklyn (2/4/21)

Career: 4 (4x), last @ Kansas City (2/15/20) (CSUB)

Conference: 4 (2x), last @ Kansas City (2/15/20) (CSUB)

MINUTES

Season: 31 vs. Central Connecticut (3/1/21)

Career: 38 vs. Grand Canyon (3/3/18) (CSUB)

Conference: 38 vs. Grand Canyon (3/3/18) (CSUB)

Opponent	Date	qs	min	fg-fga	pct	3fg-fga	pct	ft-fla	pct	off	def	tot	avg	pf	a	t/o	blk	stl	pts	avg	
at Seton Hall	12/11/20	*	18	1-2	.500	0-0	.000	2-2	1.000	0	3	3	3.0	5	2	1	0	0	4	4.0	
at Sacred Heart	01/07/21		16	2-3	.667	1-1	1.000	0-0	.000	2	4	6	4.5	2	0	1	1	0	5	4.5	
at Sacred Heart	01/08/21		15	0-0	.000	0-0	.000	2-2	1.000	0	3	3	4.0	2	0	0	1	1	2	3.7	
at LIU	01/14/21		14	1-2	.500	0-0	.000	0-0	.000	0	3	3	3.8	1	2	2	0	1	2	3.3	
at LIU	01/15/21		28	1-4	.250	0-3	.000	0-0	.000	2	0	2	3.4	1	1	1	0	1	2	3.0	
at Merrimack	01/29/21		11	0-3	.000	0-3	.000	0-0	.000	0	2	2	3.2	1	1	0	0	0	0	2.5	
at Merrimack	01/30/21		23	1-3	.333	0-2	.000	2-2	1.000	1	1	2	3.0	0	1	2	1	5	4	2.7	
ST. FRANCIS BROOKLYN	02/04/21		12	0-1	.000	0-1	.000	0-0	.000	0	1	1	2.8	3	0	3	0	1	0	2.4	
ST. FRANCIS BROOKLYN	02/05/21		16	0-0	.000	0-0	.000	0-0	.000	2	1	3	2.8	4	2	1	0	1	0	2.1	
at Fairleigh Dickinson	02/13/21	*	18	0-2	.000	0-2	.000	0-0	.000	2	4	6	3.1	2	2	0	2	0	0	1.9	
FAIRLEIGH DICKINSON	02/15/21		17	0-1	.000	0-0	.000	0-0	.000	0	1	1	2.9	2	1	1	0	1	0	1.7	
BRYANT	02/24/21		15	3-5	.600	1-2	.500	1-2	.500	1	3	4	3.0	3	2	1	0	0	8	2.3	
BRYANT	02/25/21		21	0-4	.000	0-1	.000	0-0	.000	4	1	5	3.2	5	1	0	0	2	0	2.1	
CENTRAL CONN. ST.	02/28/21		26	2-5	.400	0-1	.000	0-0	.000	0	2	2	3.1	1	8	2	2	3	4	2.2	
CENTRAL CONN. ST.	03/01/21		31	5-9	.556	1-2	.500	1-1	1.000	3	5	8	3.4	3	1	2	3	2	12	2.9	
MOUNT ST. MARY'S	03/04/21		22	3-3	1.000	1-1	1.000	0-0	.000	1	2	3	3.4	1	0	1	0	3	7	3.1	
MOUNT ST. MARY'S	03/05/21		25	2-2	1.000	1-1	1.000	0-0	.000	0	2	2	3.3	2	1	0	0	2	5	3.2	
SAINT FRANCIS (PA)	03/10/21		28	5-8	.625	2-4	.500	0-0	.000	0	1	1	3.2	4	1	1	1	1	12	3.7	
Totals			2	356	26-57	.456	7-24	.292	8-9	.889	18	39	57	3.2	42	26	19	11	24	67	3.7

Games played: 18
Minutes/game: 19.8
Points/game: 3.7
FG Pct: 45.6
3FG Pct: 29.2
FT Pct: 88.9

Rebounds/game: 3.2
Assists/game: 1.4
Turnovers/game: 1.1
Assist/turnover ratio: 1.4
Steals/game: 1.3
Blocks/game: 0.6

// MISCELLANEOUS //

CATEGORY	20-21	CAREER	CATEGORY	20-21	CAREER
Double-Figure Scoring	2	10	3 or more 3 PT FG	---	8
20 or more Points	---	---	Scoring Leader	---	2
Double-Figure Rebs	---	---	Rebounding Leader	1	3
Double-Doubles	---	---	Assists Leader	1	11
3 or more steals	3	15	Steals Leader	7	32
3 or more blocks	1	1	Blocks Leader	7	14

// CAREER STATISTICS //

SEASON	TEAM	GP-GS	MIN/AVG	FG-FGA	FG%	3FG-FGA	3FG%	FT-FTA	FT%	OFF	DEF	TOT	AVG	PF-FO	AST	TO	BLK	STL	PTS	AVG
2016-17	CSUB	29-27	535/18.4	45-107	.421	21-55	.382	8-14	.571	12	38	50	1.7	61-2	47	26	5	24	119	4.1
2017-18	CSUB	31-24	580/18.7	38-132	.288	29-99	.293	8-10	.800	20	36	56	1.8	52-0	37	31	8	32	113	3.6
2018-19	CSUB	4-4	88/21.9	5-16	.313	2-11	.182	0-0	.000	2	3	5	1.3	7-0	7	3	0	4	12	3.0
2019-20	CSUB	29-23	550/19.0	34-103	.330	19-67	.284	4-6	.667	33	31	64	2.2	53-1	39	32	9	35	91	3.1
2020-21	WC	18-2	354/19.7	26-57	.456	7-24	.292	8-9	.889	18	39	57	3.2	42-2	26	19	11	24	67	3.7
TOTAL FOR WC		18-2	354/19.7	26-57	.456	7-24	.292	8-9	.889	18	39	57	3.2	42-2	26	19	11	24	67	3.7
TOTAL		111-80	2107/19.0	148-415	.357	78-256	.305	28-39	.718	85	147	232	2.1	215-5	156	111	33	119	402	3.6



2020-21 WAGNER COLLEGE WOMEN'S BASKETBALL GAME NOTES



KATRICE JACKSON

#55
Sophomore | 6-0 | Forward | Irmo, SC | Dutch Fork

// JACKSON FILE //

LAST SEASON: Saw in action in all 30 games ... Averaged 1.8 ppg and 1.7 rpg ... One of only two Seahawks to see minutes in every game ... Averaged 9.2 minutes per game ... Netted a career high 14 points in a Seahawk victory over The College of Staten Island (11/30).

// SEASON AVERAGES //

POINTS REBOUNDS ASSISTS

--- --- ---

// CAREER & SEASON HIGHS //

POINTS

Season: ---
Career: 14 vs. Staten Island (11/30/19)
Conference: 4(3x), last vs. St. Francis Brooklyn (1/18/20)

FIELD GOALS

Season: ---
Career: 3 vs. Staten Island (11/30/19)
Conference: 2(2x), last vs. St. Francis Brooklyn (1/18/20)

FIELD GOALS ATTEMPTED

Season: ---
Career: 8 vs. Staten Island (11/30/19)
Conference: 5 vs. Robert Morris (2/10/20)

3-POINT FIELD GOALS

Season: ---
Career: ---
Conference: ---

3-POINT FIELD GOALS ATTEMPTED

Season: ---
Career: ---
Conference: ---

FREE THROWS

Season: ---
Career: 8 vs. Staten Island (11/30/19)
Conference: 2(3x), last @ Saint Francis U (1/13/20)

FREE THROWS ATTEMPTED

Season: ---
Career: 10 vs. Staten Island (11/30/19)
Conference: 6 @ Saint Francis U (1/13/20)

REBOUNDS

Season: ---
Career: 7 vs. Staten Island (11/30/19)
Conference: 4(3x), last vs. Central Connecticut (2/21/20)

ASSISTS

Season: ---
Career: 2 vs. LIU (1/20/20)
Conference: 2 vs. LIU (1/20/20)

STEALS

Season: ---
Career: 2 (2x), last vs. Sacred Heart (1/4/20)
Conference: 2 (2x), last vs. Sacred Heart (1/4/20)

BLOCKS

Season: ---
Career: 2 vs. Staten Island (11/30/19)
Conference: 1(3x), last vs. Central Connecticut (2/21/20)

TURNOVERS

Season: ---
Career: 2 (4x), last @ Fairleigh Dickinson (3/2/20)
Conference: 2 (2x), last @ Fairleigh Dickinson (3/2/20)

MINUTES

Season: ---
Career: 27 vs. Staten Island (11/30/19)
Conference: 17 (3x), last vs. Robert Morris (2/10/20)

Opponent	Date	gs	min	Total		3-Pointers		Free throws		Rebounds											
				fg-fga	pct	3fg-fga	pct	ft-fga	pct	off	def	tot	avg	pf	a	t/o	blk	stl	pts	avg	
at #4/5 Maryland	11/05/19	5	0-0	.000	0-0	.000	0-0	.000	0 0	0 0	0 0	0 0	3	0	0	0	0	0	0	0.0	
at Butler	11/09/19	11	2-4	.500	0-0	.000	0-0	.000	1 1	2 1	2 1	5 0	1	0	0	1	1	4	2.0		
SAINT PETER'S	11/13/19	2	0-1	.000	0-0	.000	0-0	.000	0 0	0 0	0 0	0 0	0.7	0	0	0	0	0	0	1.3	
UMBC	11/16/19	1	0-0	.000	0-0	.000	0-0	.000	0 0	0 0	0 0	0.5	1	0	0	0	0	0	1.0		
NJIT	11/19/19	1	0-1	.000	0-0	.000	0-0	.000	0 0	0 0	0 0	0.4	0	0	0	0	0	1	0	0.8	
at Youngstown St.	11/23/19	9	0-0	.000	0-0	.000	0-2	.000	1 1	2 2	0.7	1	0	0	0	0	1	0	0.7		
STATEN ISLAND	11/30/19	27	3-8	.375	0-0	.000	8-10	.800	5 2	7 1	6 1	1 2	2 2	14	2.6						
STONY BROOK	12/15/19	23	2-5	.400	0-0	.000	2-3	.667	1 4	5 2	2.0	4 0	2 1	0	6	3.0					
at Rider	12/18/19	14	1-3	.333	0-0	.000	0-0	.000	0 0	0 0	1.8	2 0	0 0	0 0	2 2.9						
at Colgate	12/22/19	6	0-1	.000	0-0	.000	1-2	.500	0 0	0 0	1.6	0 0	0 0	0 1	2.7						
at Yale	12/31/19	17	0-2	.000	0-0	.000	1-2	.500	1 1	2 2	1.6	2 0	0 0	0 1	2.5						
at Mount St. Mary's	01/02/20	7	0-1	.000	0-0	.000	2-4	.500	0 0	0 0	1.5	1 0	0 1	0 2	2.5						
SACRED HEART	01/04/20	8	0-2	.000	0-0	.000	2-2	1.000	0 2	2 1	0.5	2 1	0 0	2 2	2.5						
at Robert Morris	1/11/20	9	2-2	1.000	0-0	.000	0-0	.000	0 1	1 1	1.5	2 0	0 0	0 1	4 2.6						
at Saint Francis U	01/13/20	17	1-4	.250	0-0	.000	2-6	.333	1 3	4 1	1.7	2 1	0 1	0 4	2.7						
ST. FRANCIS BROOKLYN	01/18/20	17	2-2	1.000	0-0	.000	0-0	.000	0 3	3 1	1.8	4 1	1 0	1 4	2.8						
LIU	01/20/20	8	0-1	.000	0-0	.000	0-0	.000	0 1	1 1	1.7	2 2	1 0	0 0	2.6						
at Central Conn. St.	01/25/20	2	0-0	.000	0-0	.000	0-0	.000	0 0	0 0	1.6	1 0	0 0	0 0	2.4						
at Bryant	01/27/20	12	1-3	.333	0-0	.000	0-0	.000	3 1	4 1	1.7	1 1	1 0	0 2	2.4						
FAIRLEIGH DICKINSON	02/03/20	14	1-2	.500	0-0	.000	0-0	.000	2 1	3 1	1.8	2 0	0 0	0 1	2 2.4						
SAINT FRANCIS U	02/08/20	7	0-0	.000	0-0	.000	0-0	.000	0 0	0 0	1.7	2 0	1 0	0 0	2.3						
ROBERT MORRIS	02/10/20	17	0-5	.000	0-0	.000	0-0	.000	3 0	3 1	1.8	2 1	2 0	0 0	2.2						
at Merrimack	02/15/20	2	0-1	.000	0-0	.000	0-0	.000	0 0	0 0	1.7	0 0	0 0	0 0	2.1						
MOUNT ST. MARY'S	02/17/20	1	0-1	.000	0-0	.000	0-0	.000	0 0	0 0	1.6	1 0	0 0	0 0	2.0						
CENTRAL CONN. ST.	02/21/20	7	0-1	.000	0-0	.000	0-2	.000	2 2	4 1	1.7	2 0	0 1	0 0	1.9						
at St. Francis Brooklyn	02/23/20	8	0-2	.000	0-0	.000	0-0	.000	0 1	1 1	1.7	1 1	0 0	0 0	1.8						
at LIU	02/29/20	9	0-0	.000	0-0	.000	0-2	.000	1 0	1 1	1.7	3 0	0 0	0 1	0 1.8						
at Fairleigh Dickinson	03/02/20	3	0-1	.000	0-0	.000	0-0	.000	1 1	2 1	1.7	0 0	2 0	0 0	1.7						
BRYANT	03/05/20	11	1-3	.333	0-0	.000	1-4	.250	2 1	3 1	1.7	3 0	0 0	1 3	1.8						
at Robert Morris	03/09/20	7	1-2	.500	0-0	.000	0-0	.000	1 0	1 1	1.7	1 0	0 0	0 2	1.8						
Totals		0	282	17-58	.293	0-0	.000	19-39	.487	25	26	51	1.7	51	9	12	7	12	53	1.8	

Games played: 30
Minutes/game: 9.4
Points/game: 1.8
FG Pct: 29.3
FT Pct: 48.7

Rebounds/game: 1.7
Assists/game: 0.3
Turnovers/game: 0.4
Assist/turnover ratio: 0.8
Steals/game: 0.4
Blocks/game: 0.2

// MISCELLANEOUS //

CATEGORY	20-21	CAREER	CATEGORY	20-21	CAREER
Double-Figure Scoring	---	1	3 or more 3 PT FG	---	---
20 or more Points	---	---	Scoring Leader	---	---
Double-Figure Rebs	---	---	Rebounding Leader	---	1
Double-Doubles	---	---	Assists Leader	---	---
3 or more steals	---	---	Steals Leader	---	1
3 or more blocks	---	---	Blocks Leader	---	6

// CAREER STATISTICS //

SEASON	TEAM	GP-GS	MIN	AVG	Field Goals FG-FGA FG%	3-Point 3FG-FGA 3FG%	F-Throws FT-FTA FT%	Rebounds OFF DEF TOT AVG	PF-FO	AST	TO	BLK	STL	PTS	AVG
2019-20	WC	30-0	280	9.3	17-58 .293	0-0 .000	19-39 .487	25 26 51 1.7	51-1	9	12	7	12	53	1.8
TOTAL		30-0	280	9.3	17-58 .293	0-0 .000	19-39 .487	25 26 51 1.7	51-1	9	12	7	12	53	1.8

GAME 19 // 2020-21 NEC CHAMPIONSHIP | #1 MOUNT ST. MARY'S | MAR. 14, 2021

EMILY MITCHELL





The Wagner women's basketball team and head coach Heather Jacobs welcomed its youngest member to the program when Emily Mitchell signed her Letter of Intent at the Spiro Sports Center back on July 13, 2018. Mitchell begins year three as a member of the Seahawks.

This opportunity was made possible by Team IMPACT, a national nonprofit that connects children facing serious and chronic illnesses with college athletic teams, forming life-long bonds and life-changing outcomes.

Family, friends along with the 2018-19 Wagner women's basketball team and coaching staff joined Emily when she signed her letter of intent with Wagner back in July..

"We are thrilled to welcome Emily and all of the Mitchell's into our Wagner family," commented coach Jacobs. "Emily brings a new dimension to our women's basketball program. Her energy and spirit is contagious and seeing her name on our roster and presence at practices and games will continue to inspire us this season."

Emily's inspiration to the Wagner College women's basketball team derives from the attitude she displays in dealing with the daily hurdles of Fanconi's Anemia (FA), a rare, inherited blood disorder that leads to bone marrow failure. FA prevents the bone marrow from making enough new blood cells for the body to work normally.

Emily, who lives in Brooklyn with her mom Tricia, her father, Ian, and her older sister, Erin, refuses to let her diagnosis define her or limit her. Emily and her family recently moved to New York from Hawaii and has already embraced her first long New York winter.

While enjoying the cold weather, Emily began curling a few months back. Additionally, she loves all animals, especially her pet cat, Peanut. She cannot wait until the season begins for Wagner.

ABOUT TEAM IMPACT

Team IMPACT is national organization, based in Boston, whose mission is to improve the quality of life for children facing life-threatening and chronic illnesses through the power of team. Team IMPACT children are drafted on to college athletic teams, local to where they live and, in effect, become official members of the team from Draft Day through to Graduation. Established in 2011, Team IMPACT has already matched over 700 children with collegiate teams at over 300 institutions in 43 states, improving the quality of life of hundreds of courageous children and touching the lives of over 20,000 student athletes. Team IMPACT is actively looking for more children to participate in the program. Do you know of a child ages 5-15 who could use a social or psychological boost and would benefit from the support and camaraderie that comes from being a part of a team? Refer them to Team IMPACT! Visit www.GoTeamIMPACT.org to learn more.





WAGNER
BASKETBALL



W O M E N ' S B A S K E T B A L L

2021 @NECBBT BRACKET

MARCH 10
7:00 PM

ESPN 3 NEC FRONT ROW



VS



MARCH 14
2:00 PM

ESPN U



VS



MARCH 10
7:00 PM

ESPN 3 NEC FRONT ROW



VS



Twitter Instagram @NECSports | #NEC21