



MOUNT ST. MARY'S WOMEN'S BASKETBALL

2020-21 GAME NOTES

47th Season of Competition | 765 Wins | 9 NEC Regular Season Titles

NEC Champions
1993, 1994, 1995
NCAA Tournament
1994, 1995
WNIT Tournament
2014

MOUNT ST. MARY'S (7-4, 6-2 NEC) vs. LONG ISLAND (3-9, 3-9 NEC)

February 13-14, 2021 • 4 p.m./1p.m. • Brooklyn, N.Y. • Steinberg Wellness Center
Stream: NEC Front Row (Gregg Caserta/Pat Boyle, Play-by-Play)

LAST GAME'S STARTERS



3 **Kendall Bresee**
5-10 • G/F • R-Sr.
Frederick, Md. | Urbana
15.5 PPG | 9.1 RPG | 3.4 APG | 31.4 MPG



10 **Michaela Harrison**
5-7 • G • Jr.
Cleveland, Ohio | Lake Ridge Academy
11.0 PPG | 1.8 RPG | 1.8 APG | 29.5 MPG



13 **Aryna Taylor**
5-10 • G • R-Sr.
Ashland, Va. | Patrick Henry
11.4 PPG | 2.3 RPG | 1.3 APG | 28.4 MPG



21 **Kayla Agentowicz**
5-11 • G • R-Sr.
Scott Township, Pa. | Lakeland Jr./Sr.
6.9 PPG | 2.5 RPG | 2.0 APG | 28.5 MPG



34 **Rebecca Lee**
6-2 • C • Sr.
Severn, Md. | Old Mill Senior
7.4 PPG | 5.6 RPG | 0.6 APG | 16.6 MPG

BY THE NUMBERS

15

Days since the Mount's last contest, when they hosted Fairleigh Dickinson on January 29th, besting the Knights 68-55.

33

Point margin in the most recent game between the Mountaineers and Sharks, during the NEC Quarterfinals last season.

169

Number of triples in the career of Michaela Harrison, moving her into third on the Mount's all-time list.

THE MATCHUP



73.1	PPG	56.3
64.3	OPP. PPG	61.7
.441	FG%	.349
.406	OPP. FG%	.413
.321	3FG%	.268
.322	OPP. 3FG%	.293
.785	FT%	.625
34.8	REBS/GM.	38.3
-1.7	REBS +/-	+2.5
13.1	AST/GM.	12.4
9.5	STL/GM.	10.3
3.4	BLKS/GM.	3.8

THE ALL-TIME SERIES

Overall	37-24
Division I	37-24
In Emmitsburg	21-10
In Brooklyn	16-13
Neutral Site	0-1
Current Streak	

Mount, 3 games

Last Meeting 3/9/2020

Mount, 80-47 in Emmitsburg

Last LIU Win 2/11/19

61-71, at Brooklyn

STAT LEADERS

POINTS PER GAME		
MSM	Kendall Bresee	15.5
LIU	Brandy Thomas	13.0
REBOUNDS PER GAME		
MSM	Kendall Bresee	9.1
LIU	Kiara Bell	6.7
ASSISTS PER GAME		
MSM	Kendall Bresee	3.4
LIU	Ryan Wiese	2.7
STEALS PER GAME		
MSM	Kendall Bresee	2.4
LIU	Shyla Sanford	1.8
3-POINTERS		
MSM	Bridget Birkhead	20
LIU	Ryan Wiese	16
FIELD-GOAL PERCENTAGE (Min. 50)		
MSM	Kayla Agentowicz	.545
LIU	Brandy Thomas	.392
FREE-THROW PERCENTAGE (Min. 15)		
MSM	Michaela Harrison	.842
LIU	Brandy Thomas	.762

NEWS & NOTES

THIS WEEKEND'S GAMES

- After the second lengthy hiatus due to COVID-19, Mount St. Mary's returns to the floor with LIU.
- The game is a rematch of the NEC Quarterfinals last March, which was an 80-47 Mount victory. The season was canceled before the semifinals could be played.
- The Mount is holding a top four spot in the NEC, which would get them into the tournament, while LIU needs a strong showing the rest of the year plus help to secure a spot.

SERIES BITS

- Competing since 1990, the Mount holds a 13-game advantage in the all-time series, with winning records both at home and in Brooklyn.
- A victory Saturday would be the Mountaineers' fourth straight in the series, after they swept all three meetings in the 2019-2020 season.
- The last victory for the Sharks came in February 2019, when they were the LIU Brooklyn Blackbirds. The athletic teams from the Brooklyn and C.W. Post campuses merged in the summer of 2019.

THE MOUNT'S TRACK RECORD

- The Mountaineers stand at 7-4 (6-2 NEC) on the year, after going 20-11 (14-4 NEC) in 2019-2020, clinching the #2 seed in the conference tournament. They trail Saint Francis U and Wagner in the NEC standings.
- Redshirt senior Kendall Bresee leads in four major statistical categories - points, rebounds, assists and steals. She leads the conference in steals, second in the conference for scoring and rebounding, and fourth in assists.
- Bolstered by five blocks in a game and six for the series with St. Francis Brooklyn, Rebecca Lee leads the team with 14 blocks, with stands sixth in the NEC.
- Fellow senior Bridget Birkhead leads the team with 20 three-pointers. 39.2 percent of her long range shots have found the bottom of the net.
- Three of the five victories in NEC play were by 20 points or more. They defeated Sacred Heart 84-60 in Fairfield, and swept Central Connecticut by scores of 81-52 and 95-61.
- The win against CCSU on January 24th marked the most points in a game for the Mount since 2014, when they scored 97 against Saint Francis U.

2020-2021 SCHEDULE

Overall: 7-4 | Northeast Conference: 6-2
Home: 6-1 | Away: 1-3 | Neutral: 0-0

11/25	at #RV James Madison	L, 55-69
11/30	at Howard	L, 83-87
12/2	COPPIN STATE	Canceled
12/5	UMBC	W, 72-58
12/8	at #14 Maryland	Canceled
12/12	LA SALLE	Canceled
12/22	at Hofstra	Canceled
1/7	ST. FRANCIS BROOKLYN *	W, 76-68
1/8	ST. FRANCIS BROOKLYN *	W, 65-59
1/14	at Sacred Heart * (from 1/28)	W, 84-60
1/15	at Sacred Heart * (from 1/29)	L, 71-79
1/23	CENTRAL CONNECTICUT *	W, 81-52
1/24	CENTRAL CONNECTICUT *	W, 95-61
1/28	FAIRLEIGH DICKINSON * (from 2/18)	L, 54-59
1/29	FAIRLEIGH DICKINSON * (from 2/19)	W, 68-55
2/13	at Long Island *	4pm
2/14	at Long Island *	1pm
2/20	BRYANT * (from 2/4)	2pm
2/21	BRYANT * (from 2/5)	2pm
2/24	at Merrimack * (from 1/14)	TBA
2/25	at Merrimack * (from 1/15)	TBA
2/28	SAINT FRANCIS U *	2pm
3/2	at Saint Francis U * (from 1/19)	6pm
3/4	at Wagner * (from 2/9)	4pm
3/5	at Wagner * (from 2/10)	4pm

HOME GAMES IN BOLD CAPS

* NEC Game | % NEC Playoffs

- Dates/Times subject to change due to COVID-19

CONNECT WITH MOUNT



FACEBOOK

/MountAthletics



YOUTUBE

/MountAthletics



TWITTER

@MountAthletics

@Mount_WBB



INSTAGRAM

@MountAthletics

#MountUp #GoMount



QUICK FACTS

MOUNT ST. MARY'S UNIVERSITY

Location	Emmitsburg, Md.
Founded	1808
Enrollment	2,166
Nickname	Mountaineers, Mount
Colors	Blue and White
National Affiliation	NCAA Division I
Conference	Northeast (NEC)
Athletic Website	mountathletics.com
University Website	msmary.edu
President	Dr. Timothy Trainor
Athletic Director	Lynne Robinson

STAFF/INFORMATION

Head Coach	Maria Marchesano
Associate Head Coach	Antoine White
Assistant Coach	Julie Kaufman
Assistant Coach	Kelsey Funderburgh
Director of Operations	Katrice Dickson

KNOTT ARENA

Opened	Nov. 28, 1987
Season	34th
Capacity	3,121
Student Section	Mount Maniacs
Marchesano's Record at Home	30-16

WOMEN'S BASKETBALL HISTORY

All-Time Record	765-536
NEC Record	338-224
First Season	1974-75
Season	47th
NCAA Tournament	9 (2 DI, 7 DII)
- Tournament Record 5-9 (0-2 DI/5-7 DII)	
Last NCAA Tourn. Appearance - 1994-95	
Regular Season Conference Titles - 9 (DI)	
Conference Tournament Titles - 7 (3 DI, 4 DII)	
Most wins in a season	26 in '83-'84
Most wins in DI season	25 in '93-'94
Last winning season	20-11 in '19-'20

2019-20 RECORD

Record	20-11 (14-4 NEC)
Home Games	10-4
Road Games	9-5
Neutral Games	1-2

2019-20 OUTLOOK

Letterwinners Returning/Lost	11/2
Starters Returning/Lost	5/0
Newcomers	4
Returning Scoring	1,716/2,076 (82.6%)
Returning Rebounds	814/1,046 (77.8%)
Returning Assists	330/441 (74.8%)
Returning Minutes	4,882/6,197 (78.8%)

MOUNT ST. MARY'S NEWS AND NOTES

SCOUTING THE SHARKS

- LIU is tied with their Brooklyn counterparts at St. Francis for ninth place in the NEC. Both teams have 3-9 records.
- Brandy Thomas is the key to their successes, leading the Sharks in points per game, along with field goal and free throw percentages with minimums of 50 and 15, respectively.
- Surrounding Thomas is a host of supportive role players. Kiara Bell matches Thomas is rebounding, edging her teammate with 6.7 boards per game. Ryan Wiese leads in assists (16), Shyla Sanford leads in steals (22) and Bell in blocks (18).

FROM PAUSE TO PLAY

- Mount St. Mary's paused team activities for over a month following positive COVID-19 tests within the program.
- Contests affected were non-conference meetings with Maryland, La Salle and Hofstra, which were canceled, and three NEC games with Wagner at Saint Francis U were postponed.
- The Wagner contests have been rescheduled a second time to March 4th and 5th. Merrimack had their own pause due to COVID, so the Mount will challenge them on February 24th and 25th in Massachusetts. Saint Francis U has also been postponed twice, and the Bryant series moved two weeks to February 20th and 21st.

MIND THE GAP

- From December 5th to January 7th, 33 days passed since between games.
- That in-season gap is the fifth longest in team history, and the longest since 1978. The longest is 56 days going back to the team's inaugural season of 1974-75. After their first-ever game against Loyola on December 4th, the team's next game didn't occur until January 29th versus Frederick Community College.

LONGEST IN-SEASON GAPS IN WBB HISTORY:

December 4, 1974-January 29, 1975 - 56 days
December 10, 1975-January 29, 1976 - 50 days
December 10, 1977-January 21, 1978 - 42 days
December 10, 1976-January 15, 1977 - 36 days
December 5, 2020-January 7, 2021 - 33 days
December 7, 1991-January 7, 1992 - 31 days

TYING UP OPPONENTS IN KNOTT

- December 5th's win against UMBC was the program's 100th non-conference victory at Knott Arena since the facility opened in 1987.
- Mount stands 283-156 all-time on their home floor,

including a 29-15 mark in the Marchesano era.

FROM DOWNTOWN!

- The Mountaineers under Coach Marchesano have rewritten the record books for making three pointers. Under her three seasons, her teams are 1st, 2nd and 4th for triples made in a season.
- Last season, the team once again set the record with 264 made three pointers. That accomplishment also ranked 15th among all NCAA Division I teams.
- On December 14, 2019, another record toppled with 16 made three's in a game with Maryland Eastern Shore. Bridget Birkhead was responsible for eight made shots.
- So far in 2020-21, Mount has 80 triples for an average of 7.27 per game.

NEC HONOREES

- Senior Kendall Bresee is a two-time NEC Player of the Week honor, receiving the award on January 11th and February 1st.
- Freshman Jessica Tomasetti netted Rookie of the Week honors on January 18th, thanks to 20 points in games against Sacred Heart. She was a model of efficiency, making eight of nine shots.
- Isabella Hunt became the third straight winner on January 26th, after averaging 9.5 points and 3.5 rebounds against CCSU to earn ROTW honors. It's the first time since 2007-08 (Mary Dunn, Lauren Howell) that two rookies from the Mount were honored, and the first time since 2004-05 (Tiffany Green, Dita Krumberga) that players were honored back-to-back.

THAT'S DOWNRIGHT OFFENSIVE

- Mount St. Mary's led the NEC in offensive output last year, averaging 67 points per game. The recent scoring outburst catapulted the Mount to tops in the NEC again this year.
- The squad also topped the NEC in field goal percentage (.406) and three point percentage (.342).
- When they upped their point totals to 70 or more in a game last season, the Mount went 11-1, as opposed to 9-10 when scoring 60 or less.
- This season, the team is averaging 73.1 points, and have earned an almost plus-10 point scoring margin against opponents.
- By going 18-for-19 at the line against CCSU on January 24th, the team tied the second-highest free throw percentage in program history.

27TH HEAVEN

- Junior guard Michaela Harrison stands at 912





MOUNT ST. MARY'S NEWS AND NOTES

career points, 88 away from becoming the 27th member of the 1,000 point club.

- Harrison is on the fast track to becoming the 10th member to push past the milestone in three seasons. The last Mountaineer to achieve this was Jacqueline Brewer in 2015.

PRESEASON COACHES POLL

- For the first time in 20 years, Mount's women were on top of the NEC Preseason Poll. The unanimous decision came from a poll of the conference's coaches.
- It is the fifth time in program history they sit atop the preseason poll, and twice prior a Mountaineer team that was predicted first ended in first by season's end.

MARCHESANO'S MILESTONES

- Entering her fourth season, Maria Marchesano needed two wins for 125 career wins and six victories for 50 as Mount head coach. She crossed the 125 threshold with a win over St. Francis Brooklyn on January 7th, and the 50 win mark versus Central Connecticut on January 24th.
- A 17-win season would put Marchesano fourth on the all-time list, bolting ahead of Rev. James Delaney (45) and Fred Carter (60).

AWARD-WINNING ACHIEVEMENTS

- A pair of players last season received All-NEC honors at season's conclusion.
- Leading scorer Michaela Harrison earned a First Team nod, while leading rebounder and assister Kendall Bresee received a Third Team selection.

HARRISON'S HILL

- Michaela Harrison earned a spot on the All-NEC Preseason Team following her strong sophomore season.
- The Clevelander led the charge in the scoring department for the Mount, averaging 12.6 points per game. Her 75 three pointers were a school record for an individual's season.
- Along with her scoring ability, she tied the team lead in steals (61) and ranked third on the team with 75 assists.

20/20

- Just like their first place vote in the NEC Preseason poll, Mount is coming off a 20 win season for the first time in 20 years.
- The 20-11 record was the team's highest since a 20-9 mark during the 1999-2000 season.

KELSEY HAPPY RETURNS

- Coach Marchesano welcomed back Kelsey Funderburgh to the coaching staff for her first-ever role as a college assistant coach.
- Funderburgh played for Marchesano at Walsh, finishing with 1,304 career points. A three-point shooter, she ranked in the top 50 in Division II for long-range shots.
- Since graduating, she worked three seasons as a Director of Basketball Operations - two here at the Mount and last season at Monmouth.

MIRROR, MIRROR ON THE COURT

- The Northeast Conference introduced a new format for conference games. When the Mount women play at home, the men will play the same opponent on the road, and vice versa.

LOCAL FLAIR

- Last November, Coach Marchesano and her staff signed four new players to NLI's. All four were local talents, either from Maryland or Pennsylvania.
- The quartet is split between a duo of forwards both named Isabella (Hunt, Pelaia) and a pair of guards, Jada Lee and Jessica Tomasetti.
- Hunt was a two-time district champion; Pelaia the leading scorer on a PIAA Class 5A champion; Lee a three-time All-Section awardee; and Tomasetti a 2018-19 WCAC First Team and team captain.

HOME VS. ROAD

- During the 2019-20 season, Mount St. Mary's played 14 contests in Emmitsburg, 15 on the road, and two at neutral sites.
- The Mount split the neutral contests 1-1, carried a 10-4 mark at home and were 9-6 on the road.
- This year the Mountaineers are 6-1 at Knott Arena and 1-3 on the road. Scoring has stayed consistent throughout, with the Mount averaging 73.0 points at home and 73.3 on the road.

RECORD RANKINGS

KENDALL BRESEE

- > 79th - Career Points - 465
- > 6th - Career Rebounds per Game - 7.3
- > T-6th - 3 Pointers in a Junior Season - 38
- > T-7th - Career Assists per Game - 3.6
- > T-13th - Double-Doubles - 8

MICHAELA HARRISON

- > 31st - Career Points - 912
- > 3rd - Career 3 Pointers Made - 177
- > 1st - 3 Pointers in a Season - 84, 2018-19
 - > Also most for a Freshman Season
- > 3rd - 3 Pointers in a Season - 75, 2019-20
 - > Also most for a Sophomore Season
- > T-1st/T-5th - 3 Pointers in a Game - 8/7
- > 6th - Points in a Freshman Season - 412
- > 10th - Points in a Sophomore Season - 390
- > 10th - Steals in a Freshman Season - 45
- > 8th - Steals in a Sophomore Season - 61
- > 9th - Field Goals in a Freshman Season - 135
- > 8th/9th - Points in a Game - 31/30

BRIDGET BIRKHEAD

- > 60th - Career Points - 602
- > 8th - Career 3 Pointers Made - 154
- > 8th - Career 3 Point Pct. (Min. 100) - .362
- > T-8th - 3 Point Pct. in a Season - .411, 2019-20
- > T-1st - 3 Pointers in a Game - 8
- > 6th - 3 Pointers in a Sophomore Season - 52
- > 1st - 3 Pointers in a Junior Season - 60

ARYNA TAYLOR

- > 87th - Career Points - 344
- > 5th - 3 Pointers in a Freshman Season - 43
- > 6th - Career 3 Point Pct. (Min. 100) - .377

KAYLA AGENTOWICZ

- > 68th - Career Points - 530
- > T-9th - 3 Pointers in a Sophomore Season - 35

REBECCA LEE

- > 55th - Career Points - 632
- > 2nd - Career Blocked Shots - 114
- > 4th - Blocks in a Season - 43, 2019-20
 - > Also 2nd most for a Junior Season
- > 6th - Blocks in a Season - 31, 2018-19
 - > Also 3rd most for a Sophomore Season
- > T-2nd/T-8th - Blocks in a Game - 7/5
- > 5th - Rebounds in a Sophomore Season - 226
- > T-3rd - Blocks in a Freshman Season - 26
- > T-6th - Rebounds in a Game - 16
- > T-17th - Double-Doubles - 5















AROUND THE NORTHEAST CONFERENCE



2020-2021 NORTHEAST CONFERENCE STANDINGS



SCHOOL	NEC	PCT.	OVERALL PCT.		STREAK	HOME	AWAY	NEUTRAL
 Saint Francis U	8-0	1.000	10-4	0.714	W10	5-1	5-3	0-0
 Wagner	7-1	0.875	7-2	0.778	W6	2-0	5-2	0-0
 Mount St. Mary's	6-2	0.750	7-4	0.636	W1	6-1	1-3	0-0
 Sacred Heart	5-3	0.625	5-5	0.500	W3	3-2	2-3	0-0
 Bryant	3-3	0.500	5-5	0.500	W1	3-3	2-2	0-0
 Fairleigh Dickinson	6-6	0.500	10-7	0.588	W1	5-4	5-3	0-0
 Central Connecticut	3-7	0.300	3-7	0.300	L1	2-3	1-4	0-0
 Merrimack	2-6	0.250	2-6	0.250	W2	2-2	0-4	0-0
 LIU	3-9	0.250	3-9	0.250	L3	1-4	2-5	0-0
 St. Francis Brooklyn	3-9	0.250	3-9	0.250	L1	2-3	1-6	0-0

NEC SCHEDULE

SATURDAY, FEBRUARY 13

Sacred Heart at Bryant, 4

Central Connecticut at Merrimack, 4

Saint Francis U at St. Francis Brooklyn, 4

Mount St. Mary's at Long Island, 4

Wagner at Fairleigh Dickinson, 7

WEDNESDAY, FEBRUARY 17

Merrimack at Bryant, 6

THURSDAY, FEBRUARY 18

Wagner at Saint Francis U, 6

Long Island at Central Connecticut, 7

St. Francis Brooklyn at Sacred Heart, 7

SUNDAY, FEBRUARY 14

Mount St. Mary's at Long Island, 1

Sacred Heart at Bryant, 4

Central Connecticut at Merrimack, 4

Saint Francis U at St. Francis Brooklyn, 4

FRIDAY, FEBRUARY 19

Wagner at Saint Francis U, 4

Long Island at Central Connecticut, 7

St. Francis Brooklyn at Sacred Heart, 7

RANKINGS AND POLLS

THE MOUNT'S TEAM RANKS IN THE NEC

Category	Rank	Average
Scoring Offense	1st	73.1
Scoring Defense	4th	64.3
Free Throw %	2nd	.785
Field Goal %	1st	.441
3-Point %	2nd	.321
Rebounding Margin	7th	-1.7
Blocks/Game	3rd	3.4
Assists/Game	2nd	13.1
Steals/Game	3rd	9.5
Assist/Turnover Ratio	1st	0.9

2020-21 NEC PRESEASON COACHES POLL

Rank	Team
1.	Mount St. Mary's (unanimous)
2.	Sacred Heart
3.	Saint Francis U
4.	Fairleigh Dickinson
5.	Long Island
6.	Wagner
7.	Merrimack
8.	Bryant
9.	St. Francis Brooklyn
10.	Central Connecticut





2020-21 MOUNT ST. MARY'S WOMEN'S BASKETBALL

2020-21 NUMERICAL ROSTER

#	Name	Pos.	Cl.	Ht.	Hometown / High School / Previous School
00	Isabella Hunt	F	Fr.	5-11	Johnstown, Pa. / Bishop McCort
1	Mikayla Watkinson	G	So.	5-8	Brisbane, Australia / John Paul College
3	Kendall Bresee	G/F	R-Sr.	5-10	Frederick, Md. / Urbana/ George Washington
10	Michaela Harrison	G	Jr.	5-7	Cleveland, Ohio / Lake Ridge Academy
11	Bridget Birkhead	G	Sr.	5-11	Doylestown, Pa. / Central Bucks East
12	Annaliese Watkinson	G	So.	5-9	Brisbane, Australia / John Paul College
13	Aryna Taylor	G	R-So.	5-10	Ashland, Va. / Patrick Henry
14	Jessica Tomasetti	G	Fr.	5-5	North Potomac, Md. / Our Lady of Good Counsel
15	Jada Lee	G	Fr.	5-5	Pittsburgh, Pa. / Carlynton
21	Kayla Agentowicz	G	R-Sr.	5-9	Scott Township, Pa. / Lakeland Jr.-Sr.
33	Isabella Pelaia	F	Fr.	6-0	Mars, Pa. / Mars
34	Rebecca Lee	C	Sr.	6-2	Severn, Md. / Old Mill Senior

Head Coach: Maria Marchesano (Butler '05), 4th season

Associate Head Coach: Antoine White (Southern Vermont '16), 5th season

Assistant Coach: Julie Kaufman (Catawba '05), 4th season

Assistant Coach: Kelsey Funderburgh (Walsh '16), 3rd season

Director of Basketball Operations: Katrice Dickson (Mount St. Mary's '18) 2nd Season

2020-21 ALPHABETICAL ROSTER

#	Name	Pos.	Cl.	Ht.	Hometown / High School / Previous School
21	Kayla Agentowicz	G	R-Sr.	5-9	Scott Township, Pa. / Lakeland Jr.-Sr.
11	Bridget Birkhead	G	Sr.	5-11	Doylestown, Pa. / Central Bucks East
3	Kendall Bresee	G/F	R-Sr.	5-10	Frederick, Md. / Urbana/ George Washington
10	Michaela Harrison	G	Jr.	5-7	Cleveland, Ohio / Lake Ridge Academy
00	Isabella Hunt	F	Fr.	5-11	Johnstown, Pa. / Bishop McCort
34	Rebecca Lee	C	Sr.	6-2	Severn, Md. / Old Mill Senior
15	Jada Lee	G	Fr.	5-5	Pittsburgh, Pa. / Carlynton
33	Isabella Pelaia	F	Fr.	6-0	Mars, Pa. / Mars
13	Aryna Taylor	G	R-So.	5-10	Ashland, Va. / Patrick Henry
14	Jessica Tomasetti	G	Fr.	5-5	North Potomac, Md. / Our Lady of Good Counsel
12	Annaliese Watkinson	G	So.	5-9	Brisbane, Australia / John Paul College
1	Mikayla Watkinson	G	So.	5-8	Brisbane, Australia / John Paul College

Head Coach: Maria Marchesano (Butler '05), 4th season

Associate Head Coach: Antoine White (Southern Vermont '16), 5th season

Assistant Coach: Julie Kaufman (Catawba '05), 4th season

Assistant Coach: Kelsey Funderburgh (Walsh '16), 3rd season

Director of Basketball Operations: Katrice Dickson (Mount St. Mary's '18) 2nd Season

PRONUNCIATION GUIDE

##	Name	Pronunciation
#3	Kendall Bresee	Brih-ZEE
#4	Jatarrikah Settle	Juh-TAIR-uh-kuh
#12	Annaliese Watkinson	AH-nuh-lease
#13	Aryna Taylor	Are-nay
#21	Kayla Agentowicz	Ag-in-TOE-vitch
HC	Maria Marchesano	MARK-uh-sahn-o



ROSTER BREAKDOWN

BY STATE/PROVINCE

* MARYLAND	4
-- Bresee, Carrillo Ade, R. Lee, Tomasetti	
* PENNSYLVANIA	5
-- Agentowicz, Birkhead, Hunt, J. Lee, Pelaia	
* QUEENSLAND (AUS.)	2
-- A. Watkinson, M. Watkinson	
* OHIO	1
-- Harrison	
* CONNECTICUT	1
-- Connors	
* VIRGINIA	1
-- Taylor	

BY CLASS

* FRESHMEN	4
-- Hunt, J. Lee, Pelaia, Tomasetti	
* SOPHOMORES	3
Taylor (R-So.), A. Watkinson, M. Watkinson	
* JUNIORS	1
-- Harrison	
* SENIORS	4
-- Agentowicz (R-Sr.), Bresee (R-Sr.), Birkhead, R. Lee	

BY POSITION

* GUARD	8
-- Agentowicz, Birkhead, Harrison, J. Lee, Taylor, Tomasetti, Watkinson, M. Watkinson	
* GUARD/FORWARD	1
-- Bresee	
* FORWARD	2
-- Hunt, Pelaia	
* CENTER	1
-- R. Lee	

BY HEIGHT

* 5'5"	2
-- Tomasetti, J. Lee	
* 5'7"	1
-- Harrison	
* 5'8"	1
-- M. Watkinson	
* 5'9"	2
-- Agentowicz, A. Watkinson	
* 5'10"	2
-- Bresee, Taylor	
* 5'11"	2
-- Birkhead, Hunt	
* 6'0"	1
-- Pelaia	
* 6'2"	1
-- R. Lee	





2020-21 TV/RADIO CHART



00 Isabella Hunt
F | 5-11 | Freshman
Johnstown, Pa.



1 Mikayla Watkinson
G | 5-8 | Sophomore
Brisbane, Australia



3 Kendall Bresee
G/F | 5-10 | R-Senior
Frederick, Md.



10 Michaela Harrison
G | 5-7 | Junior
Cleveland, Ohio



11 Bridget Birkhead
G | 5-11 | Senior
Doylestown, Pa.



12 Annaliese Watkinson
G | 5-9 | Sophomore
Brisbane, Australia



13 Aryna Taylor
G | 5-10 | R-Sophomore
Ashland, Va.



14 Jessica Tomasetti
G | 5-5 | Freshman
North Potomac, Md.



15 Jada Lee
G | 5-5 | Freshman
Pittsburgh, Pa.



21 Kayla Agentowicz
G | 5-9 | R-Senior
Scott Township, Pa.



33 Isabella Pelaia
F | 6-0 | Freshman
Mars, Pa.



34 Rebecca Lee
C | 6-2 | Senior
Severn, Md.



HC Maria Marchesano
4th Season
Butler '05





2020-21 MOUNT ST. MARY'S WOMEN'S BASKETBALL

HEAD COACH

MARIA MARCHESANO



4th Season at the Mount | Butler '05
Career Record: 130-108
Record at the Mount: 51-51

MEET THE STAFF

MARIA MARCHESANO - 4th Season (Butler '05)

2010-12Manchester Coll	Assistant Coach
2012-13Urbana University	Head Coach
2013-16Walsh University	Head Coach
2016-17IUPUI	Associate Head Coach
2017-presentMount St. Mary's	Head Coach

ANTOINE WHITE - 5th Season (Southern Vermont '16)

2016-18Mount St. Mary's	Assistant Coach
2019-presentMount St. Mary's	Associate HC

JULIE KAUFMAN - 4th Season (Catawba '05)

2008-11Hood College	Graduate Assistant
2011-13Shepherd	Assistant Coach
2016-17Niagara	Assistant Coach
2017-presentMount St. Mary's	Assistant Coach

KELSEY FUNDERBURGH - 3rd Season (Walsh '16)

2017-19Mount St. Mary's	Dir. of Operations
2019-20Monmouth	Dir. of Operations

KATRICE DICKSON - 2nd Season (MSM '18)

2019-presentMount St. Mary's	Dir. of Operations
--------------	-----------------------------	--------------------

THE MARCHESANO FILE

AT URBANA UNIVERSITY (Division II)

SEASON	RECORD	NOTE
2011-12 *	12-7	
2012-13	15-15	G-MAC Champions
2 SEASONS	27-22	

* Took over as head coach midway through 2011-12 season

AT WALSH UNIVERSITY (Division II)

SEASON	RECORD	NOTE
2013-14	12-16	
2014-15	20-10	GLIAC Semifinals
2015-16	20-9	GLIAC Semifinals
3 SEASONS	52-35	

AT MOUNT ST. MARY'S

SEASON	RECORD	NEC	NOTE
2017-18	9-20	6-12	
2018-19	15-16	8-10	NEC Semis
2019-20	20-11	14-4	NEC Semis
2020-21	7-4	6-2	
4 SEASONS	51-51	34-28	

Overall (9th season): 130-108

MOUNT'S RECORD VS. 2020-21 OPPONENTS

TEAM	ALL-TIME
James Madison	2-4
Howard	4-6
UMBC	30-9
Saint Francis U	31-38
St. Francis Brooklyn	55-8
Merrimack	1-1
Central Connecticut	30-12
Sacred Heart	7-34
Bryant	10-13
Wagner	47-17
Long Island	36-24
Fairleigh Dickinson	35-24

MARIA MARCHESANO BIO

Maria Marchesano was named the sixth head coach in Mount St. Mary's women's basketball history on May 1, 2017.

In charge for three full seasons, Marchesano has orchestrated a full program turnaround, which culminated in her third year. The Mount reached heights not seen in Emmitsburg since the beginning of the century, registering 20 wins and 14 in the NEC - both marks were last achieved in 1999-2000. The team was the best offensive unit in the conference, leading the NEC with an average of 67 points a game along with a .406 field goal percentage. Much of their success came from three-point range, ranking 15th in the nation with 264 shots from downtown. Mount locked up the No. 2 seed thanks to a nine-game win streak lasting the entire month of February. They won in the NEC Quarterfinals before the season was cut short due to the COVID-19 pandemic. Sophomore Michaela Harrison continued her success with an All-NEC First Team selection, and newcomer Kendall Bressee earned a Third Team nod.

In her first two seasons at the helm, Marchesano guided the squad to a 24-36 overall record and a 14-22 mark in Northeast Conference play. Under Marchesano's guidance, the Mount averaged its most points per game since the 2013-14 season. Marchesano mentored and developed guard Juliette Lawless, who was named the NEC Most Improved Player and earned an All-NEC Third Team Selection and NEC All-Rookie Team members Daly Sullivan and Michaela Harrison.

Marchesano came to the Mount following a stint as an associate head coach at IUPUI, where she helped guide the squad to the most wins in a season in program history in 2016-17, as the Jaguars finished at 24-9 overall and 12-4 in Summit League play. IUPUI made its first appearance in the conference championship game since 2008, and also earned a berth in the Women's National Invitation Tournament (WNIT) to cap off the outstanding season. During the campaign, the Jags collected seven wins versus RPI top-100 teams and earned their highest RPI ranking in program history (53). Marchesano coached three All-Summit League honorees and one Academic All-Summit League member during her season with the Jags.

Prior to her time at IUPUI, Marchesano served for three years as the head coach at Walsh University in North Canton, Ohio. Marchesano led the team to 52 wins during her three seasons, including back-to-back 20-win campaigns in 2014-15 and 2015-16. The Cavaliers made two GLIAC Tournament Final Four appearances, won three-straight Mayor's Cup titles, and defeated a pair of Division I teams (Butler & Kent State) during Marchesano's tenure at the helm.

In her final season at Walsh, she guided the Cavaliers to a 20-9 overall record and 16-6 mark in GLIAC play, as they earned home-court advantage for the first time ever in the conference tournament. During the regular season, the Cavaliers registered an upset-victory over third-ranked Ashland University, which was the highest-ranked opponent Walsh had ever defeated as a Division II program.

Marchesano got her first experience as a head coach at Urbana University in Urbana, Ohio midway through the 2011-12 season. She inherited a 2-8 team in January, before turning the season around, guiding the Knights to a 12-7 record after taking over the helm, which included an eight-game winning streak at home. The team qualified for the D-II Ohio Independent Championships, and Marchesano was named the D-II Independent Coach of the Year. The following season, Marchesano led the Knights to a G-MAC Conference Tournament Championship.

Before her time at Urbana, Marchesano served as an assistant coach for both the women's basketball and softball programs at Manchester College in North Manchester, Indiana from 2010-12.

During her collegiate career, Marchesano was a four-year letter winner at Butler University in women's basketball, and also played one season on the softball team. The Fort Wayne, Indiana native was named the Butler Freshman Female Athlete of the Year, earned Horizon League All-Newcomer Team honors, and was a recipient of the Butler Team Community Service Award. Marchesano finished her career as the second-best three-point shooter in program history. Following her collegiate career, she went on to sign three professional basketball contracts and five professional softball contracts in the Italian Federation.



@MOUNTATHLETICS | #MOUNTUP



2020-21 MOUNT ST. MARY'S WOMEN'S BASKETBALL

THE MOUNT'S RECORD WHEN...

Venue	20-21 Season	Marchesano's Mount Career
Overall	7-4	51-51
Home	6-1	30-16
Away	1-3	20-34
Neutral	0-0	1-1

Halftime	20-21 Season	Marchesano's Mount Career
MSM led at halftime	5-0	39-8
Opponent led at halftime	1-3	9-40
Tied at halftime	1-1	3-3

Scoring Offense	20-21 Season	Marchesano's Mount Career
MSM scored 100+ points	0-0	0-0
MSM scored 90-99 points	1-0	2-0
MSM scored 80-89 points	2-1	10-2
MSM scored 70-79 points	2-1	16-7
MSM scored 60-69 points	2-0	21-19
MSM scored 50-59 points	0-2	2-15
MSM scored 40-49 points	0-0	0-7
MSM scored 30-39 points	0-0	0-1

Scoring Defense	20-21 Season	Marchesano's Mount Career
MSM allowed 100+ points	0-0	0-1
MSM allowed 90-99 points	0-0	0-3
MSM allowed 80-89 points	0-1	0-9
MSM allowed 70-79 points	0-1	7-18
MSM allowed 60-69 points	3-1	16-14
MSM allowed 50-59 points	4-1	22-5
MSM allowed 40-49 points	0-0	6-0
MSM allowed 30-39 points	0-0	0-0

Overtime	20-21 Season	Marchesano's Mount Career
Overtime	0-0	0-1
Double Overtime	0-0	0-0
Triple Overtime	0-0	0-0

Month	20-21 Season	Marchesano's Mount Career
November	0-2	5-14
December	1-0	11-8
January	6-2	18-13
February	0-0	14-9
March	0-0	2-6

Day	20-21 Season	Marchesano's Mount Career
Sunday	1-0	3-5
Monday	0-1	14-11
Tuesday	0-0	4-3
Wednesday	0-1	2-3
Thursday	2-1	4-7
Friday	2-1	6-3
Saturday	2-0	18-19

Field Goal Percentage	20-21 Season	Marchesano's Mount Career
MSM led in FG%	7-0	45-8
Opponent led in FG%	0-4	6-43
Game ended tied in FG%	0-0	0-0

3-point FG Percentage	20-21 Season	Marchesano's Mount Career
MSM led in 3FG%	3-2	33-15
Opponent led in 3FG%	4-2	16-34
Game ended tied in 3FG%	0-0	2-2

Free Throw Percentage	20-21 Season	Marchesano's Mount Career
MSM led in FT%	4-2	22-22
Opponent led in FT%	2-2	27-27
Game ended tied in FT%	1-0	2-2

Rebounds	20-21 Season	Marchesano's Mount Career
MSM led in rebounds	3-1	26-10
Opponent led in rebounds	3-3	23-40
Game ended tied in rbs	1-0	2-1

Assists	20-21 Season	Marchesano's Mount Career
MSM led in assists	4-2	33-16
Opponent led in assists	1-2	12-32
Game ended tied in assists	2-0	6-3

Steals	20-21 Season	Marchesano's Mount Career
MSM led in steals	5-3	30-24
Opponent led in steals	2-1	16-23
Game ended tied in steals	0-0	5-4

Blocks	20-21 Season	Marchesano's Mount Career
MSM led in blocks	3-1	27-12
Opponent led in blocks	4-3	20-33
Game ended tied in blocks	0-0	4-6

Turnovers	20-21 Season	Marchesano's Mount Career
MSM had fewer turnovers	3-3	27-29
Opponent fewer turnovers	4-1	17-18
Game ended tied in TO's	0-0	7-3

Team Records	20-21 Season	Marchesano's Mount Career
Against Winning Teams	1-1	13-18
Against Losing Teams	5-1	34-25
Against .500 Teams	1-2	4-8

Streak Builder	20-21 Season	Marchesano's Mount Career
Coming off a Win	4-2	26-23
Coming off a Loss	3-1	24-25

Longest Streaks	20-21 Season	Marchesano's Mount Career
Winning	4 games	9 games
Losing	2 games	6 games

MISCELLANEOUS STATS

DOUBLE-DIGIT SCORING	2020-21	CAREER
Michaela Harrison (Jr.)	6 (5-1)	48 (32-16)
Jatarriah Settle (Sr.)	1 (0-1)	35 (20-15)
Rebecca Lee (Sr.)	2 (1-1)	27 (18-9)
Kendall Bresee (R-Sr.)	9 (5-4)	26 (17-9)
Bridget Birkhead (Sr.)	5 (4-1)	23 (14-9)
Kayla Agentowicz (R-Sr.)	3 (1-2)	19 (11-8)
Aryna Taylor (R-Sa.)	7 (5-2)	16 (11-5)
Taylor Addison (Jr.)	2 (1-1)	9 (6-3)
Jessica Tomasetti (Fr.)	1 (1-0)	1 (1-0)
Isabella Hunt (Fr.)	1 (1-0)	1 (1-0)

DOUBLE-DOUBLES	2020-21	CAREER
Kendall Bresee (R-Sr.)	6 (4-2)	8 (5-3)
Rebecca Lee (Sr.)	1 (0-1)	5 (2-3)
Michaela Harrison (Jr.)	----	1 (0-1)

20+ POINT SCORING	2020-21	CAREER
Michaela Harrison (Jr.)	1 (1-0)	9 (5-4)
Kendall Bresee (R-Sr.)	4 (2-2)	6 (3-3)
Kayla Agentowicz (R-Sr.)	----	4 (1-3)
Rebecca Lee (Sr.)	----	2 (2-0)
Bridget Birkhead (Sr.)	----	1 (0-1)

30+ POINT SCORING	2020-21	CAREER
Michaela Harrison (Jr.)	----	2 (1-1)

10+ REBOUNDING	2020-21	CAREER
Rebecca Lee (Sr.)	1 (0-1)	13 (7-6)
Kendall Bresee (R-Sr.)	6 (4-2)	10 (6-4)
Michaela Harrison (Jr.)	----	1 (0-1)
Taylor Addison (Jr.)	----	1 (0-1)

LED TEAM IN SCORING	2020-21	CAREER
Michaela Harrison (Jr.)	3 (3-0)	23 (14-9)
Kendall Bresee (R-Sr.)	6 (3-3)	12 (6-6)
Kayla Agentowicz (R-Sr.)	----	6 (3-3)
Bridget Birkhead (Sr.)	----	5 (3-2)
Aryna Taylor (R-Sa.)	----	5 (2-3)
Rebecca Lee (Sr.)	1 (0-1)	3 (2-1)
Taylor Addison (Jr.)	1 (1-0)	2 (1-1)

LED TEAM IN REBOUNDS	2020-21	CAREER
Rebecca Lee (Sr.)	2 (1-1)	30 (15-15)
Kendall Bresee (R-Sr.)	8 (5-3)	16 (10-6)
Kayla Agentowicz (R-Sr.)	----	8 (3-5)
Taylor Addison (Jr.)	----	5 (1-4)
Michaela Harrison (Jr.)	----	3 (1-2)
Bridget Birkhead (Sr.)	1 (1-0)	2 (2-0)
Aryna Taylor (R-Sa.)	----	1 (0-1)
Isabella Hunt (Fr.)	1 (1-0)	1 (1-0)

LED TEAM IN ASSISTS	2020-21	CAREER
Jatarriah Settle (Sr.)	1 (0-1)	24 (11-13)
Kendall Bresee (R-Sr.)	8 (6-2)	22 (16-6)
Michaela Harrison (Jr.)	1 (1-0)	14 (8-6)
Kayla Agentowicz (R-Sr.)	2 (0-2)	9 (3-6)
Taylor Addison (Jr.)	----	5 (2-3)
Bridget Birkhead (Sr.)	1 (1-0)	3 (2-1)
Aryna Taylor (R-Sa.)	1 (1-0)	2 (2-0)
Rebecca Lee (Sr.)	1 (0-1)	1 (0-1)
Isabella Hunt (Fr.)	1 (0-1)	1 (0-1)

() denotes team's record in those games





2020-21 MOUNT ST. MARY'S WOMEN'S BASKETBALL

2020-21 SUPERLATIVES

Mount Individual Superlatives

Points	26, Bresee, CENTRAL CONNECTICUT (1-24-21)
Field Goals	10, Bresee, FAIRLEIGH DICKINSON (1-28-21)
3-Point FG	5, Birkhead, ST. FRANCIS BROOKLYN (1-7-21)
Free Throws	11, Bresee, at Sacred Heart (1-15-21)
Rebounds	15, Bresee, CENTRAL CONNECTICUT (1-24-21)
Assists	6, Bresee, ST. FRANCIS BROOKLYN (1-7-21)
Steals	6, Harrison, FAIRLEIGH DICKINSON (1-28-21)
Blocks	5, R. Lee, ST. FRANCIS BROOKLYN (1-8-21)

Mount Team Superlatives

Points	95, CENTRAL CONNECTICUT (1-24-21)
Field Goals	36, CENTRAL CONNECTICUT (1-23-21)
3-Point FG	11, at Howard (11-30-20)
	11, CENTRAL CONNECTICUT (1-24-21)
Free Throws	18, CENTRAL CONNECTICUT (1-24-21)
Rebounds	43, CENTRAL CONNECTICUT (1-23-21)
Assists	17, CENTRAL CONNECTICUT (1-24-21)
Steals	16, CENTRAL CONNECTICUT (1-23-21)
Blocks	7, at Sacred Heart (1-15-21)

Miscellaneous Mount Numbers

Most points scored	95, CENTRAL CONNECTICUT (1-24-21)
Fewest points scored	54, FAIRLEIGH DICKINSON (1-28-21)
Most points allowed	87, at Howard (11-30-20)
Fewest points allowed	55, FAIRLEIGH DICKINSON (1-29-21)
Largest halftime lead	20, CENTRAL CONNECTICUT (1-24-21)
Largest halftime deficit	10, at Sacred Heart (1-15-21)
Most 1st quarter points	24, UMBC (12-5-20)
Fewest 1st quarter	9, FAIRLEIGH DICKINSON (1-29-21)
Most 2nd quarter	27, CENTRAL CONNECTICUT (1-24-21)
Fewest 2nd quarter	10, at James Madison (11-25-20)
Most 3rd quarter	25, ST. FRANCIS BROOKLYN (1-7-21)
Fewest 3rd quarter	17, at James Madison (11-25-20)
	17, FAIRLEIGH DICKINSON (1-28-21)
Most 4th quarter	26, at Howard (11-30-20)
Fewest 4th quarter	12, UMBC (12-5-20)
Largest margin of victory	34, CENTRAL CONNECTICUT (1-24-21)
Smallest margin of defeat	4, at Howard (11-30-20)
Largest lead surrendered	8, ST. FRANCIS BROOKLYN (1-8-21)
Largest deficit overcome	12, at Sacred Heart (1-15-21)

Opponent Team Superlatives (2019-2020 Season)

Points	87, at Howard (11-30-20)
Field Goals	31, at Howard (11-30-20)
3-Point FG	10, CENTRAL CONNECTICUT (1-24-21)
Free Throws	20, at Howard (11-30-20)
	20, ST. FRANCIS BROOKLYN (1-7-21)
Rebounds	51, at James Madison (11-25-20)
Assists	15, CENTRAL CONNECTICUT (1-24-21)
	15, FAIRLEIGH DICKINSON (1-28-21)
	15, FAIRLEIGH DICKINSON (1-29-21)
Steals	12, UMBC (12-5-20)
Blocks	12, at Howard (11-30-20)

2020-21 SCORING BREAKDOWN

Date	Opponent	STARTERS	BENCH	TOTAL
11/25	at James Madison	33	22	55
11/30	at Howard	45	38	83
12/5	UMBC	50	22	72
1/7	ST. FRANCIS BROOKLYN *	56	20	76
1/8	ST. FRANCIS BROOKLYN *	58	7	65
1/14	at Sacred Heart *	52	32	84
1/15	at Sacred Heart *	61	10	71
1/23	CENTRAL CONNECTICUT *	48	33	81
1/24	CENTRAL CONNECTICUT *	72	23	95
1/28	FAIRLEIGH DICKINSON *	44	10	55
1/28	FAIRLEIGH DICKINSON *	54	14	68
2/13	at Long Island *			
2/14	at Long Island *			
2/20	BRYANT *			
2/21	BRYANT			*
2/24	at Merrimack *			
2/25	at Merrimack *			
2/28	SAINT FRANCIS U *			
3/2	at Saint Francis U *			
3/4	at Wagner *			
3/5	at Wagner *			

2020-21 REBOUNDING BREAKDOWN

Date	Opponent	MOUNT	OPP.	+/-
11/25	at James Madison	34	51	-17
11/30	at Howard	35	38	-3
12/5	UMBC	33	35	-2
1/7	ST. FRANCIS BROOKLYN *	35	41	-6
1/8	ST. FRANCIS BROOKLYN *	39	38	+1
1/14	at Sacred Heart *	30	30	0
1/15	at Sacred Heart *	39	38	+1
1/23	CENTRAL CONNECTICUT *	43	36	+7
1/24	CENTRAL CONNECTICUT *	40	30	+10
1/28	FAIRLEIGH DICKINSON *	32	41	-9
1/29	FAIRLEIGH DICKINSON *	31	32	-1
2/13	at Long Island *			
2/14	at Long Island *			
2/20	BRYANT *			
2/21	BRYANT			*
2/24	at Merrimack *			
2/25	at Merrimack *			
2/28	SAINT FRANCIS U *			
3/2	at Saint Francis U *			
3/4	at Wagner *			
3/5	at Wagner *			

2020-21 MOUNT ST. MARY'S GAME-BY-GAME STARTERS

Date	Opponent	1	2	3	4	5	Together	Lineup
11/25	at James Madison	Bresee	Settle	Harrison	Agentowicz	Lee	0-1	1
11/30	at Howard	Bresee	Settle	Harrison	Agentowicz	Lee	0-2	1
12/5	UMBC	Bresee	Taylor	Agentowicz	Addison	Lee	1-0	2
1/7	ST. FRANCIS BROOKLYN *	Bresee	Harrison	Taylor	Agentowicz	Lee	1-0	3
1/8	ST. FRANCIS BROOKLYN *	Bresee	Harrison	Taylor	Agentowicz	Lee	2-0	3
1/14	at Sacred Heart *	Bresee	Harrison	Taylor	Agentowicz	Lee	3-0	3
1/15	at Sacred Heart *	Bresee	Harrison	Taylor	Agentowicz	Lee	3-1	3
1/23	CENTRAL CONNECTICUT *	Bresee	Harrison	Taylor	Agentowicz	Lee	4-1	3
1/24	CENTRAL CONNECTICUT *	Bresee	Harrison	Taylor	Agentowicz	Lee	5-1	3
1/28	FAIRLEIGH DICKINSON *	Bresee	Harrison	Taylor	Agentowicz	Lee	5-2	3
1/29	FAIRLEIGH DICKINSON *	Bresee	Harrison	Taylor	Agentowicz	Lee	6-2	3
2/13	at Long Island *							
2/14	at Long Island *							
2/20	BRYANT *							
2/21	BRYANT							*
2/24	at Merrimack *							
2/25	at Merrimack *							
2/28	SAINT FRANCIS U *							
3/2	at Saint Francis U *							
3/4	at Wagner *							
3/5	at Wagner *							





LAST TIME IT HAPPENED FOR THE MOUNT

Mount won back-to-back games: CENTRAL CONNECTICUT (1-23-21) & (1-24-21)

Mount lost back-to-back games: at James Madison (11-25-20), at Howard (11-30-20)

Mount played an overtime game: at Saint Francis U (1-20-18), L, 92-88

Mount played a multi-overtime game: ST. FRANCIS BROOKLYN (1-13-14), W, 85-79 2ot

Mount won an overtime game: at FDU (2-18-17), W, 75-71

Mount lost an overtime game: at Saint Francis U (1-20-18), L, 92-88

Mount scored 100+ points in a game: MONMOUTH (1-31-04) L, 104-100 3ot

Mount allowed 100+ points in a game: at Notre Dame (11-11-17), L 121-65

Mount scored 90-99 points in a game: CENTRAL CONNECTICUT (1-24-21), W 95-61

Mount allowed 90-99 points in a game: at Wagner (1-19-19), L, 92-76

Mount won a game on a neutral site: vs. Richmond (12-20-19), W 75-67

Mount lost a game on a neutral site: vs. Hampton (12-19-19), L, 68-60

Mount won by 20-29 points: CENTRAL CONNECTICUT (1-23-21), W 81-52

Mount lost by 20-29 points: at Merrimack (1-13-20), L, 76-55

Mount won by 30-39 points: CENTRAL CONNECTICUT (1-24-21), W 95-61

Mount lost by 30-39 points: at Sacred Heart (2-9-19), L, 76-41

Mount won by 40 or more points: FROSTBURG (11-11-19), W 94-40

Mount lost by 40 or more points: at Old Dominion (12-21-19), L, 85-34

A Mount player had a triple double: Kim Rhock, St. Francis Brooklyn (2-13-90), 19 p, 14 r, 10 s

A Mount player had a double double: Kendall Bresee, FAIRLEIGH DICKINSON (1-29-21), 15 p, 14 r

Two Mount players had a double double: Wagner (1-31-09) Dunn (16-14); Westbrook (12-10)

Two Mount players with 20 points: CENTRAL CONNECTICUT (1-24-21), Bresee (26), Harrison (20)

Three Mount players with 20 points: WAGNER (1-18-14) Brewer (23); Henderson (21); Grossett (20)

Mount player with 20 points and 10 rebounds: Kendall Bresee, FAIRLEIGH DICKINSON (1-28-21), 23 p, 13 r

Five or more Mount players scored 10 points or more: at Sacred Heart (1-14-21)
- Harrison 15, Taylor 14, Tomasetti 12, Bresee 10, Birkhead 10

Two Mount players had 10 or more rebounds: at Long Island (2-11-19), Harrison, Addison (10)

A Mount player had 20 or more points:
Home: Kendall Bresee, FAIRLEIGH DICKINSON (1-28-21), 23 | Away: Kendall Bresee, at Sacred Heart (1-15-21), 20

A Mount player had 30 or more points:
Home: Michaela Harrison, TOWSON (11-24-18), 30 | Away: Michaela Harrison, at Long Island (2-11-19), 31

A Mount player had 40 or more points:
Home: Kim Rhock, Monmouth (2-8-90), 50 | Away: Margaret Diaz, at West Chester (12-11-81), 41

A Mount player had 10 or more rebounds:
Home: Kendall Bresee, FAIRLEIGH DICKINSON (1-29-21), 14 | Away: Rebecca Lee, at James Madison (11-25-20), 12

A Mount player had 15 or more rebounds:
Home: Kendall Bresee, CENTRAL CONNECTICUT (1-24-21), 15 | Away: Rebecca Lee, Gardner-Webb (12-3-18), 16

A Mount player had 20 or more rebounds:
Home: Vanessa Blair, Navy (11-21-91), 21 | Away: Beth Foster, at Monmouth (1-24-02), 23

A Mount player had 10 or more assists:
Home: Hassanah Oliver, Quinnipiac (1-30-10), 12 | Away: Ashley Christie, at FDU (2-10-14), 10

A Mount player had 10 or more ft made:
Home: Ashlee White, RIDER (12-9-17), 13 | Away: Kendall Bresee, at Sacred Heart (1-15-21), 11

A Mount player had 10 or more field goals made:
Home: Kendall Bresee, FAIRLEIGH DICKINSON (1-28-21), 10 | Away: Michaela Harrison, at Long Island (2-11-19), 11

A Mount player had 5 or more 3-pt field goals:
Home: Bridget Birkhead, ST. FRANCIS BROOKLYN (1-7-21), 5 | Away: Bridget Birkhead, MDES (12-14-19), 8

A Mount player had 5 or more steals:
Home: Michaela Harrison, FAIRLEIGH DICKINSON (1-28-21), 6 | Away: Bridget Birkhead, at MDES (12-14-19), 5

A Mount player had 5 or more blocks:
Home: Rebecca Lee, ST. FRANCIS BROOKLYN (1-8-21), 5 | Away: Rebecca Lee, at Sacred Heart (2-3-20), 7

Mount won a Northeast Conference Playoff Game:
Home: LONG ISLAND (3-9-20), W 80-47 (QF) | Away: at SFBK (3-11-19), W, 80-74 (QF)

Mount lost a Northeast Conference Playoff Game:
Home: SAINT FRANCIS U (3-12-14), L, 68-63 (SF) | Away: at Robert Morris (3-4-19), L, 69-65 (SF)

Mount played a Northeast Conference Playoff Game:....
Home: LONG ISLAND (3-9-20), W 80-47 (QF) | Away: at Robert Morris (3-4-19), L, 69-65 (SF)

POSTSEASON HISTORY

NCAA Tournament Appearances: 9 (2 DI, 7 DII)

* Division I (2): '94, '95

* Division II (7): '82, '83, '84, '85, '86, '87, '88

NCAA Tournament Record: 5-9 Overall

* Division I: 0-2

* Division II: 5-7

NCAA Tournament Appearances:

* Last Appearance: 3/16/95 (82-55 loss to Alabama)

* Last Win: 3/7/87 (88-75 win over Virginia State)

Regular Season Conference Titles: 9 (ALL DI)

* Northeast (DI): '90, '91, '92, '93, '94, '95, '96, '99, '01

Conference Tournament Titles: 7 (3 DI, 4 DII)

* Northeast Conference (DI): '93, '94, '95

* Mason-Dixon Conference (DII): '85, '86, '87, '88

NEC Tournament Appearances: 25

* '90, '91, '92, '93, '94, '95, '96, '97, '98, '99, '00, '01, '02, '03, '04, '05, '06, '07, '08, '09, '12, '13, '14, '15, '16, '17, '19

NEC Tournament Record: 20-24

WNIT Postseason Appearances: 1

* '14

WOMEN'S BASKETBALL TIMELINE

-- Mount St. Mary's is founded in 1808

-- First admitted women in 1972

-- First women's basketball season in 1974-75 coached by Rev. James Delaney

-- Former Mount Men's Basketball and NBA player Fred Carter takes over as Head Coach in 1978-79

-- Mount plays its final season in the AIAW in 1980-81; makes move to NCAA Division II before the 1981-82 season

-- Bill Sheahan hired before the 1981-82 season and leads the Mount to third place in the Division II NCAA Tournament

-- First season in Knott Arena in 1987-88

-- Moved from Division II to Division I in 1988-89

-- Joined the Northeast Conference in 1989-90

-- Mount wins first NEC Tournament title in 1992-93 season

-- Mount wins NEC Tournament and berth in NCAA Tournament in back-to-back seasons in 1993-94 and 1994-95

-- Former Mount great Vanessa Blair named Head Coach and earns NEC Coach of the Year in first season in 1998-99

-- Gained University status in 2004; switches name from Mount St. Mary's College to Mount St. Mary's University

-- Bryan Whitten named Head Coach before start of 2007-08 season

-- Mount makes Postseason WNIT for first time in school history in 2013-14

-- Maria Marchesano named Head Coach prior to 2017-18 season





5-11 | Forward | Freshman
Johnstown, Pennsylvania
Bishop McCort

HIGH SCHOOL: Lettered all four years in basketball with an additional three in soccer for Bishop McCort ... averaged a double-double with four assists per game for the Crimson Crushers ... Hunt was named Second Team All-State as a junior and senior ... Captain for basketball and soccer her junior and senior years ... Team were state runners-up for 2016-17 and were district champions in both 2016-17 and 2017-18 ... Soccer team won two district titles with Hunt earning an all-conference honor as a junior ... Member of the high honor roll all four years.

PERSONAL: Sports Management major at the Mount ... Competed for USA Basketball 3x3

2020-21
AVERAGES
POINTS
4.3

REBOUNDS
2.7
ASSISTS
1.1

FG%	59.4
3FG%	-

FT%
83.3

CAREER HIGHS

POINTS	FIELD GOALS	THREE POINTERS	FREE THROWS	REBOUNDS
13	5		3	7
CCSU January 24, 2021	CCSU January 24, 2021		CCSU January 24, 2021	at Sacred Heart January 14, 2021
ASSISTS	STEALS	BLOCKS	MINUTES	
2	2	1	19	
last FDU January 29, 2021	ST. FRANCIS BKLN January 7, 2021	ST. FRANCIS BKLN January 8, 2021	at Sacred Heart January 14, 2021	

SEASON HIGHS

POINTS	FIELD GOALS	THREE POINTERS	FREE THROWS	REBOUNDS
13	5		3	7
CCSU January 24, 2021	CCSU January 24, 2021		CCSU January 24, 2021	at Sacred Heart January 14, 2021
ASSISTS	STEALS	BLOCKS	MINUTES	
2	2	1		19
4x last FDU January 29, 2021	ST. FRANCIS BKLN January 7, 2021	ST. FRANCIS BKLN January 8, 2021	at Sacred Heart January 14, 2021	

2020-2021 GAME LOG

[illegible]

CAREER STATS

	GP	GS	MIN	FG	PCT	3PT	PCT	FT	PCT	PTS	OFF-DEF-REB	PF	AST	TO	STL	BLK
2020-21	10	0	104	19-32	0.594	---	---	5-6	83.3	43	16-11-27	16	11	10	4	1
Total	10	0	104	19-32	0.594	---	---	5-6	83.3	43	16-11-27	16	11	10	4	1



2020-21 MOUNT ST. MARY'S WOMEN'S BASKETBALL

2020-2021 BOX SCORES

GAME 1 (JAMES MADISON)



Official Basketball Box Score - Final
Mount St. Mary's at James Madison
11/25/20 Atlantic Union Bank Center, Harrisonburg
2020-21 Women's Basketball

Game Time: 3:00 PM
Game Duration: 1:53

Officials: Brian Wallace, Kris Denson, Michael Johnson

Mount St. Mary's - 55

Record: 0-1

NO. Name	Min	FG	3P	FT	Rebounds	Fouls	TP	AS	TO	ST	Blocks	+/-
		M-A	M-A	M-A	OR DR TOT	PF FD					BS BA	
34 Rebecca Lee	C 25:00	6-13	0-0	3-3	4 8 12	3 3	15	4	1	0	1 2	-3
3 Kendall Bressee	G 33:31	1-12	1-5	5-6	4 3 7	3 5	8	2	3	3	0 1	-6
4 Jatarrikah Settle	G 24:56	2-5	0-2	0-0	1 0 1	2 1	4	0	1	1	0 1	-15
10 Michaela Harrison	G 35:20	3-14	0-8	0-0	0 1 1	3 0	6	3	2	2	0 0	-10
21 Kayla Agentowicz	G 17:18	0-3	0-1	0-0	0 0 0	1 2	0	0	2	2	0 1	-6
11 Bridget Birkhead	17:50	1-10	1-10	2-2	0 1 1	2 4	5	1	0	0	0 0	-10
25 Taylor Addison	20:29	3-5	0-0	2-2	3 3 6	1 1	8	1	2	0	0 1	-10
13 Aryna Taylor	20:42	3-6	3-5	0-0	0 2 2	3 0	9	0	2	1	0 0	-9
14 Jessica Tomasetti	04:54	0-0	0-0	0-0	0 0 0	2 0	0	0	0	0	0 0	-1
Team					2 2 4		0	0				
Totals		19-68	5-31	12-13	14 20 34	21 14	55	11	13	9	1 6	-14

Technical Fouls: NONE

Shooting By Period
1st FG% 4-14 28.6%
3PT% 0-6 0.0%
FT% 4-5 80.0%
2nd FG% 3-13 23.1%
3PT% 0-4 0.0%
FT% 4-4 100%
3rd FG% 7-22 31.8%
3PT% 1-9 11.1%
FT% 2-2 100%
4th FG% 5-19 26.3%
3PT% 4-12 33.3%
FT% 2-2 100%
GM FG% 19-68 27.9%
3PT% 5-31 16.1%
FT% 12-13 92.3%

Dead Ball Rebounds: 0

James Madison - 69

Record: 1-0

NO. Name	Min	FG	3P	FT	Rebounds	Fouls	TP	AS	TO	ST	Blocks	+/-
		M-A	M-A	M-A	OR DR TOT	PF FD					BS BA	
21 Rayne Tucker	F 33:54	8-13	0-0	0-0	8 10 18	3 1	16	0	4	1	3 1	5
24 Anne Francoise Diouf	F 14:59	2-2	0-0	0-0	0 0 0	1 1	4	0	2	1	1 0	4
4 Madison Green	G 27:44	2-4	0-1	7-8	0 3 3	1 7	11	1	5	1	0 0	7
22 Peyton McDaniel	G 30:35	0-9	0-8	0-0	0 4 4	1 2	0	0	1	4	1 0	1
30 Kiki Jefferson	G 25:09	5-9	0-2	2-3	0 8 8	3 5	12	0	2	1	0 0	18
25 Jamia Hazell	28:01	7-16	2-5	2-2	1 4 5	3 3	18	3	4	0	0 0	15
33 Steph Ouder Kirk	25:48	2-6	0-1	2-2	3 2 5	2 1	6	1	1	0	1 0	12
13 Eleanor Marciszewski	11:52	0-1	0-1	2-2	1 3 4	0 1	2	0	0	0	0 0	3
14 Annalicia Goodman	01:58	0-0	0-0	0-0	0 0 0	0 0	0	0	0	0	0 0	5
Team					2 2 4		0	0				
Totals		26-60	2-18	15-17	15 36 51	14 21	69	5	19	8	6 1	14

Technical Fouls: NONE

Shooting By Period
1st FG% 7-18 38.9%
3PT% 0-6 0.0%
FT% 0-0 0%
2nd FG% 7-16 43.8%
3PT% 1-5 20.0%
FT% 0-0 0%
3rd FG% 4-10 40.0%
3PT% 1-4 25.0%
FT% 9-9 100%
4th FG% 8-16 50.0%
3PT% 0-3 0.0%
FT% 6-8 75%
GM FG% 26-60 43.3%
3PT% 2-18 11.1%
FT% 15-17 88.2%

Dead Ball Rebounds: 1

	MSM	JMU
Biggest lead	3 (1st 8:47)	15 (4th 1:34)
Best Scoring Run	6 (2nd 0:09)	11 (2nd 3:59)
Lead Changes	1	
Times Tied	1	
Time with Lead	01:21	36:58

Points from Turnovers	MSM	JMU
Paint	26	38
Second Chance	14	12
Fast Breaks	0	12
Bench	22	26

Period by Period Scoring
1st 2nd 3rd 4th TOT
MSM 12 10 17 16 55
JMU 14 15 18 22 69

GAME 2 (HOWARD)

Mount St. Mary's (0-2) -vs- Howard University (1-0)
11/30/20 at Washington, DC

Date: 11/30/20
Time: 6:53 p.m.
Site: Washington, DC

Score By Period	1	2	3	4	Total
Mount St. Mary's	19	19	19	26	83
Howard University	27	11	21	28	87

Mount St. Mary's 83

#	Player	GS	MIN	FG	3PT	FT	ORB-DRB	REB	PF	A	TO	BLK	STL	PTS
03	Kendall Bressee	*	32	4-11	2-6	0-8	3-4	7	5	1	3	0	1	16
21	Kayla Agentowicz	*	35	4-8	2-5	4-6	0-3	3	1	4	1	0	1	14
4	Jatarrikah Settle	*	31	4-11	0-0	2-2	1-3	4	5	4	1	0	2	10
10	Michaela Harrison	*	18	1-8	1-6	2-2	0-1	1	0	2	1	0	1	5
34	Rebecca Lee	*	7	0-5	0-0	0-0	2-2	4	2	0	4	0	0	0
25	Taylor Addison		19	7-12	1-2	0-0	0-3	4-2	6	1	1	0	0	15
13	Aryna Taylor		24	4-8	2-6	2-2	0-0	0	5	1	1	0	2	12
11	Bridget Birkhead		21	4-7	3-5	0-0	1-2	3	4	1	0	0	0	11
14	Jessica Tomasetti		2	0-0	0-0	0-0	0-0	0	1	0	0	0	0	0
00	Isabella Hunt		1	0-0	0-0	0-0	0-0	0	2	0	0	0	0	0
33	Isabella Palaia		0	0-0	0-0	0-0	0-0	0	0	0	0	0	0	0
TM	TEAM		0	0-0	0-0	0-0	5-2	7	0	0	0	0	0	0
Totals		-	200	28-70	11-30	16-20	16-19	35	26	14	11	0	7	83

Team Summary	FG	3PT	FT
1st Quarter	6-18 33.3%	2-7 28.57%	5-8 62.50%
2nd Quarter	7-17 41.18%	3-8 37.50%	2-2 100.00%
3rd Quarter	8-19 42.11%	3-8 37.50%	0-0 0.00%
4th Quarter	7-16 43.75%	3-7 42.86%	9-10 90.00%
Total	26-70 40.0%	11-30 36.7%	16-20 80.0%

Technical Fouls: (1) Jatarrikah Settle, (1) Bridget Birkhead
Second Chance Points: 13
Points off Turnovers: 16
Scores Tied: 6 times(s)
Bench Points: 38
Points in the Paint: 32
Largest Lead: 4 3rd-08:24
Fast Break Points: 8

Howard University 87

#	Player	GS	MIN	FG	3PT	FT	ORB-DRB	REB	PF	A	TO	BLK	STL	PTS
23	Jayla Thornton	*	38	6-15	5-10	9-9	0-6	6	1	1	1	1	2	26
00	Anzhane Hutton	*	33	8-9	0-0	2-2	4-2	6	4	0	2	3	0	18
02	Iyanna Warren	*	37	4-10	0-1	2-6	2-5	7	3	7	5	1	1	10
01	Destiny Howell	*	21	3-7	0-1	0-0	1-0	1	1	0	0	1	1	6
10	Makayla Minett	*	9	1-2	0-0	0-0	1-1	2	3	0	2	0	2	2
24	Brooklyn Fort-Davis		24	5-8	0-0	3-5	1-7	8	4	0	5	1	0	13
22	Kayla Creek		24	4-9	0-3	2-2	1-2	3	0	2	1	3	0	10
03	Cashay Dixon		12	0-0	0-0	2-4	1-0	1	0	3	1	0	0	2
15	Aniya Wilson		2	0-0	0-0	0-0	0-0	0	0	0	0	0	0	0
TM	TEAM		0	0-0	0-0	0-0	0-4	4	0	0	0	0	0	0
Totals		-	200	31-60	5-15	20-28	11-27	38	16	13	17	12	4	87

Team Summary	FG	3PT	FT
1st Quarter	10-17 58.82%	1-2 50.00%	6-6 100.00%
2nd Quarter	2-8 25.00%	1-3 33.33%	6-9 66.67%
3rd Quarter	9-17 52.94%	1-3 33.33%	2-2 100.00%
4th Quarter	10-18 55.56%	2-7 28.57%	6-11 54.55%
Total	31-60 51.7%	5-15 33.3%	20-28 71.4%

Technical Fouls: (1) Anzhane Hutton
Second Chance Points: 15
Points off Turnovers: 15
Scores Tied: 2 times(s)
Bench Points: 25
Points in the Paint: 44
Largest Lead: 10 2nd-05:32
Fast Break Points: 15

GAME 3 (UMBC)



Official Basketball Box Score - Final
UMBC at Mount St. Mary's
12/05/20 Knott Arena, Emmitsburg
2020-21 Women's Basketball

Game Time: 1:00 PM
Game Duration: 1:36

Officials: Sharlene Davis, Gerda Galting, Cara Segge

UMBC - 58

Record: 0-2

NO. Name	Min	FG	3P	FT	Rebounds	Fouls	TP	AS	TO	ST	Blocks	+/-
		M-A	M-A	M-A	OR DR TOT	PF FD					BS BA	
1 Janee'a Summers	F 18:53	3-7	0-1	5-6	2 3 5	2 4	11	0	1	1	0 0	-3
14 Juliet Esadah	F 32:21	4-11	0-0	0-0	6 5 11	1 0	8	0	2	1	0 2	-4
3 Alexia Nelson	G 17:22	0-3	0-0	1-2	0 0 0	4 2	1	1	2	1	0 0	-14
20 Lyric Swann	G 30:52	5-12	1-2	0-0	0 1 1	1 0	11	2	4	3	0 0	-14
24 Patricia Anumba	G 32:33	3-7	0-0	1-2	1 3 4	2 1	7	4	3	3	0 0	0
25 Jasmine Braswell	05:39	0-0	0-0	0-0	0 0 0	1 0	0	0	0	0	0 0	-10
0 Mya Moye	20:15	1-6	0-1	0-0	0 2 2	1 0	2	0	2	1	0 1	-18
2 Kasey Gagan	10:10	0-0	0-0	0-0	0 1 1	0 2	0	1	1	1	0 0	-3
30 Jada Clowers	20:37	4-10	0-0	2-4	4 1 5	1 5	10	1	1	1	1 0	4
13 Jen Gast	11:18	3-6	0-0	2-2	2 1 3	1 2	8	0	1	1	0 0	-8
Team					2 1 3		0	0				
Totals		23-62	1-4	11-16	17 18 35	14 16	58	9	17	12	1 3	-14

Technical Fouls: NONE

Shooting By Period
1st FG% 6-16 37.5%
3PT% 0-0 0.0%
FT% 5-6 83.3%
2nd FG% 7-15 46.7%
3PT% 0-0 0.0%
FT% 1-2 50%
3rd FG% 4-15 26.7%
3PT% 0-2 0.0%
FT% 4-8 50%
4th FG% 6-16 37.5%
3PT% 1-2 50.0%
FT% 4-4 100%
GM FG% 23-62 37.1%
3PT% 1-4 25.0%
FT% 11-16 68.8%

Dead Ball Rebounds: 2

Mount St. Mary's - 72

Record: 1-2

NO. Name	Min	FG	3P	FT	Rebounds	Fouls	TP	AS	TO	ST	Blocks	+/-
		M-A	M-A	M-A	OR DR TOT	PF FD					BS BA	
25 Taylor Addison	F 30:20	8-10	0-0	1-2	1 4 5	0 2	17	3	4	1	0 1	21
34 Rebecca Lee	C 23:30	4-6	0-0	0-1	4 1 5	2 4	8	0	6	0	0 0	-1
3 Kendall Bressee	G 21:37	4-8	1-4	1-1	0 1 1	1 4	1	0	3	2	1 1	0
13 Aryna Taylor	G 36:41	3-9	1-6	4-4	1 4 5	3 2	11	2	5	0	1 0	12
21 Kayla Agentowicz	G 27:46	2-7	0-0	1-3	4 3 1	4 3	2	0	1	0	1 0	4
11 Bridget Birkhead	31:43	5-9	4-8	0-0	1 5 6	2 2	14	4	4	3	0 0	14
14 Jessica Tomasetti	21:08	2-4	0-0	2-2	1 2 3	6 0	0	0	0	0	0 1	1
00 Isabella Hunt	06:15	1-1	0-0	0-0	1 2 3	1 0	2	1	0	0	0 0	10
33 Isabella Palaia	01:00	0-1	0-0	0-0	0 0 0	0 0	0	0	0	0	0 0	-2
Team					0 2 2		0	0				
Totals		29-55	8-26	6-8	9 24 33	16 14	72	16	23	5	3 1	14

Technical Fouls: NONE

Shooting By Period
1st FG% 10-21 47.6%
3PT%



2020-21 MOUNT ST. MARY'S WOMEN'S BASKETBALL

2020-2021 BOX SCORES

GAME 5 (ST. FRANCIS BROOKLYN)



Official Basketball Box Score - Final
St. Francis Brooklyn at Mount St. Mary's
01/08/21 Knott Arena, Emmitsburg
2020-21 Women's Basketball

Game Time: 4:00 PM
Game Duration: 1:40

Officials: Timothy Greene, Gerda Gaffling, Alex Leap

St. Francis Brooklyn - 59

Record: 1-5 (1-5)

NO. Name	Min	FG	3P	FT	Rebounds	Fouls	TP	AS	TO	ST	Blocks	+/-
31 Ally Lassen	F 33:22	4-14	0-0	8-9	3 2 5	4 6 16	0	1	1	0	3 4	4
1 Nevena Dimitrijevic	G 32:07	3-9	1-5	2-2	1 0 1	1 3 9	7	5	2	0	0 0	-7
3 Alyssa Fisher	G 25:14	0-5	0-2	2-4	0 4 4	1 3 2	0	0	0	0	0 0	-21
20 Melody Van Ness	G 31:33	6-10	4-8	0-0	3 4 7	2 0 16	1	1	1	0	0 0	-6
32 Eszter Varga	G 27:22	2-5	0-0	0-0	1 4 5	2 1 4	4	2	1	0	0 0	-10
12 Carmen Segura	19:44	2-5	1-2	0-0	1 1 2	2 0 5	1	0	0	0	0 0	9
23 Fruzsina Horvath	24:53	3-10	0-1	1-1	5 3 8	3 1 7	0	2	0	0	0 0	-9
13 Jada McMillan	03:51	0-0	0-0	0-0	0 0 0	3 0 0	0	0	0	0	0 0	9
14 Marta Zori	01:54	0-1	0-1	0-0	0 1 1	0 0 0	0	0	0	0	0 0	1
Team					2 3 5	0 1						
Totals		20-59	6-19	13-16	16 22 38	18 14 59	13	12	5	0	6 6	-6

Technical Fouls: NONE

Shooting By Period
1st FG% 6-17 35.3%
3PT% 2-5 40.0%
FT% 3-3 100%
2nd FG% 6-14 42.9%
3PT% 2-5 40.0%
FT% 7-9 77.8%
3rd FG% 2-16 12.5%
3PT% 0-5 0.0%
FT% 1-2 50%
4th FG% 6-12 50.0%
3PT% 2-4 50.0%
FT% 2-2 100%
GM FG% 20-59 33.9%
3PT% 6-19 31.6%
FT% 13-16 81.3%

Dead Ball Rebounds: 2, 0

Mount St. Mary's - 65

Record: 3-2 (2-0)

NO. Name	Min	FG	3P	FT	Rebounds	Fouls	TP	AS	TO	ST	Blocks	+/-
34 Rebecca Lee	C 26:48	3-7	0-0	2-2	1 3 4	2 1 8	2	0	2	5	0 0	13
3 Kendall Bressee	G 28:00	7-14	0-4	4-9	2 9 11	3 7 18	3	3	3	0	0 0	12
10 Michaela Harrison	G 28:32	5-12	3-9	0-0	1 3 4	1 13	3	4	0	0	0 0	15
13 Aryna Taylor	G 36:48	4-11	3-7	3-4	3 1 4	1 14	1	1	1	0	0 0	10
21 Kayla Agentowicz	G 32:46	2-2	1-1	0-0	2 1 3	0 3 5	2	0	0	0	0 0	8
11 Bridget Birkhead	22:49	1-7	0-4	2-2	1 4 5	0 1 4	1	0	0	0	0 0	-12
22 Jessica Tomasetti	14:27	0-0	0-0	0-0	0 1 1	1 2 0	0	1	0	0	0 0	-9
00 Isabella Hunt	09:50	1-3	0-0	1-1	3 1 4	2 2 3	0	2	0	1	0 0	-7
Team					2 1 3	0 2						
Totals		23-56	7-25	12-18	15 24 39	14 18 65	12	13	6	6	0 0	6

Technical Fouls: NONE

Shooting By Period
1st FG% 7-13 53.8%
3PT% 2-6 33.3%
FT% 2-3 66.7%
2nd FG% 6-13 46.2%
3PT% 2-5 40.0%
FT% 0-0 0%
3rd FG% 5-18 27.8%
3PT% 1-7 14.3%
FT% 2-4 50%
4th FG% 5-12 41.7%
3PT% 2-7 28.6%
FT% 8-11 72.7%
GM FG% 23-56 41.1%
3PT% 7-25 28.0%
FT% 12-18 66.7%

Dead Ball Rebounds: 2, 0

	SFBK	MSM
Biggest lead	7 (2 nd 1:41)	8 (1 st 3:55)
Best Scoring Run	9 (2 nd 1:41)	9 (4 th 9:18)
Lead Changes	11	
Times Tied	7	
Time with Lead	13:34	22:18

Points from	SFBK	MSM
Turnovers	16	15
Paint	20	30
Second Chance	8	14
Fast Breaks	7	11
Bench	12	7

Period by Period Scoring
1st 2nd 3rd 4th TOT
SFBK 17 21 5 16 59
MSM 18 14 13 20 65



Official Basketball Box Score - Final
Mount St. Mary's at Sacred Heart
01/14/21 William H. Pitt Center, Fairfield
2020-21 Women's Basketball

Game Time: 12:00 PM
Game Duration: 1:43

Officials: Kathleen Lonergan, Ken Kelly, Timothy Greene

Mount St. Mary's - 84

Record: 4-2 (3-0)

NO. Name	Min	FG	3P	FT	Rebounds	Fouls	TP	AS	TO	ST	Blocks	+/-
34 Rebecca Lee	C 15:46	2-4	0-0	2-2	1 2 3	1 1 6	0	1	0	2	1 0	0
3 Kendall Bressee	G 31:06	4-12	1-4	1-2	0 7 7	2 2 10	5	4	4	0	1 17	0
10 Michaela Harrison	G 26:09	5-11	3-6	2-3	0 1 1	2 2 15	1	2	1	0	1 12	0
13 Aryna Taylor	G 35:52	5-13	1-5	3-3	0 0 0	3 2 14	5	0	1	0	0 0	26
21 Kayla Agentowicz	G 15:38	3-4	0-0	1-1	0 1 1	3 1 7	0	0	1	0	0 0	10
11 Bridget Birkhead	20:46	2-4	2-3	4-4	0 0 0	0 3 2	10	0	1	0	0 0	4
14 Jessica Tomasetti	20:45	4-5	2-2	2-2	1 1 2	2 2 12	1	0	2	0	0 0	17
00 Isabella Hunt	18:35	4-6	0-0	0-0	3 4 7	3 3 8	2	0	0	0	0 0	21
15 Jada Lee	11:39	0-1	0-1	2-2	0 2 2	1 1 2	2	3	0	0	0 0	9
33 Isabella Pelia	03:44	0-0	0-0	0-0	0 0 0	0 0 0	0	0	0	0	0 0	4
Team					6 1 7	0						
Totals		29-60	9-21	17-19	11 19 30	20 16 84	16	10	10	2 3	24	

Technical Fouls: NONE

Shooting By Period
1st FG% 9-16 56.3%
3PT% 0-3 0.0%
FT% 5-5 100%
2nd FG% 8-14 57.1%
3PT% 5-8 62.5%
FT% 2-3 66.7%
3rd FG% 5-18 27.8%
3PT% 3-8 37.5%
FT% 6-6 100%
4th FG% 7-12 58.3%
3PT% 1-2 50.0%
FT% 4-5 80%
GM FG% 29-60 48.3%
3PT% 9-21 42.9%
FT% 17-19 89.5%

Dead Ball Rebounds: 1, 0

Sacred Heart - 60

Record: 2-5 (2-3)

NO. Name	Min	FG	3P	FT	Rebounds	Fouls	TP	AS	TO	ST	Blocks	+/-
13 Carly Stroemel	F 23:41	5-9	0-0	0-0	1 1 2	3 2 10	0	1	0	0	0 0	-15
3 Nikki Johnson	G 23:47	3-4	1-1	2-2	1 3 4	4 1 9	3	2	0	0	0 0	-16
4 Jayla Davis	G 26:04	1-3	0-1	4-4	1 2 3	1 3 6	2	2	1	1	0 0	-19
15 Asia McCray	G 21:28	1-6	0-2	0-0	2 0 2	0 2 0	0	2	0	0	0 0	-2
22 Adrienne Hagood	G 30:14	4-6	2-3	3-4	0 3 3	1 4 13	1	3	2	1	0 0	-22
34 Kelsey Wood	16:19	2-8	0-1	4-5	1 7 8	2 5 8	0	4	0	1	1 9	0
1 Tiffany Hammond	19:16	1-2	1-1	0-0	1 1 2	0 0 3	1	5	0	0	0 0	-23
2 Sonia Smith	29:34	4-9	0-0	1-2	0 3 3	2 5 9	2	2	2	0	0 0	-7
00 Marie-Laetitia Ziba	05:08	0-0	0-0	0-0	0 0 0	1 0 0	0	0	0	0	0 0	-4
5 Wilfisha Jackson	04:31	0-1	0-0	0-0	0 1 1	0 0 0	0	1	0	0	0 0	-3
Team					2 0 2	0						
Totals		21-48	4-9	14-17	9 21 30	16 20 60	10	20	5	3 2	24	

Technical Fouls: NONE

Shooting By Period
1st FG% 5-14 35.7%
3PT% 1-3 33.3%
FT% 3-4 75%
2nd FG% 6-13 46.2%
3PT% 1-2 50.0%
FT% 2-2 100%
3rd FG% 5-12 41.7%
3PT% 1-3 33.3%
FT% 1-4 100%
4th FG% 5-9 55.6%
3PT% 1-1 100.0%
FT% 5-7 71.4%
GM FG% 21-48 43.8%
3PT% 4-9 44.4%
FT% 14-17 82.4%

Dead Ball Rebounds: 2, 0

	MOUNT	SHU
Biggest lead	26 (3 rd 7:40)	2 (1 st 8:42)
Best Scoring Run	11 (1 st 5:52)	7 (3 rd 4:02)
Lead Changes	1	
Times Tied	1	
Time with Lead	38:50	00:21

Points from	MOUNT	SHU
Turnovers	17	9
Paint	40	32
Second Chance	15	4
Fast Breaks	12	8
Bench	32	20

Period by Period Scoring
1st 2nd 3rd 4th TOT
MOUNT 23 23 19 19 84
SHU 14 15 15 16 60

GAME 7 (SACRED HEART)



Official Basketball Box Score - Final
Mount St. Mary's at Sacred Heart
01/15/21 William H. Pitt Center, Fairfield
2020-21 Women's Basketball

Game Time: 1:30 PM
Game Duration: 1:49

Officials: Kathleen Lonergan, Ken Kelly, Timothy Greene

Mount St. Mary's - 71

Record: 4-3 (3-1)

NO. Name	Min	FG	3P	FT	Rebounds	Fouls	TP	AS	TO	ST	Blocks	+/-
34 Rebecca Lee	C 19:54	4-10	0-0	1-2	5 4 9	2 2 9	0	5	0	2	0 1	-14
3 Kendall Bressee	G 37:07	4-11	1-3	11-15	0 10 10	2 8 20	2	2	1	4	2 0	-1
10 Michaela Harrison	G 37:01	4-10	2-6	0-1	0 3 3	4 1 10	0	6	1	0	0 0	-9
13 Aryna Taylor	G 24:42	4-7	1-3	0-0	0 3 3	2 1 9	0	2	0	1	0 0	6
21 Kayla Agentowicz	G 30:36	6-8	0-1	1-1	2 1 3	2 1 13	2	1	0	0	0 1	3
00 Isabella Hunt	08:25	1-2	0-0	0-0	1 0 1	1 0 2	2	1	0	0	0 0	-13
11 Bridget Birkhead	16:23	0-3	0-3	0-0	0 0 0	3 0 1	0	0	0	0	0 0	-11
22 Jessica Tomasetti	22:26	4-4	0-0	0-0	0 1 1	1 0 8	1	0	2	0	0 0	-6
15 Jada Lee	03:26	0-0	0-0	0-0	0 0 0	2 0 0	0	0	0	0	0 0	-10
Team					0 1 1	0 1						
Totals		27-55	4-16	13-19	8 23 31	19 13 71	8	18	4	7 3	0 8	

Technical Fouls: NONE

Shooting By Period
1st FG% 9-14 64.3%
3PT% 0-3 0.0%
FT% 1-2 50%
2nd FG% 6-17 35.3%
3PT% 2-3 66.7%
FT% 1-2 50%
3rd FG% 7-13 53.8%
3PT% 1-5 20.0%
FT% 5-8 62.5%
4th FG% 5-11 45.5%
3PT% 1-5 20.0%
FT% 6-7 85.7%
GM FG% 27-55 49.1%
3PT% 4-16 25.0%
FT% 13-19 68.4%

Dead Ball Rebounds: 2, 0

Sacred Heart - 79

Record: 3-5 (3-3)

NO. Name	Min	FG	3P	FT	Rebounds	Fouls	TP	AS	TO	ST	Blocks	+/-
13 Carly Stroemel	F 21:13	5-8	0-0	0-0	1 2 3	0 1 10	0	0	0	0	1 1	-14
3 Nikki Johnson	G 36:58	5-9	2-4	4-4	1 3 4	1 3 16	4	3	2	1	0 2	2
4 Jayla Davis	G 27:40	2-4	0-0	2-2	0 4 4	2 3 6	1	1	2	1	0 2	15
15 Asia McCray	G 15:51	0-2	0-0	0-0	2 2 4	0 0 0	0	0	0	0	0 0	-10
22 Adrienne Hagood	G 34:03	4-16	2-7	6-6	0 0 4	5 16	2	2	0	0	3 5	5
2 Sonia Smith	27:49	6-9	1-2	1-2	0 3 3	0 1 14	5	3	2	0	0 4	6
1 Tiffany Hammond	18:19	1-2	1-2	0-0	0 4 4	2 0 3	1	0	1	0	0 0	16
34 Kelsey Wood	18:07	5-6	0-0	4-6	2 4 6	2 6 14	1	1	1	1	1 22	8
Team					0 2 2	0						
Totals		28-56	6-15	17-20	6 24 30	13 19 79	14	13	7	3 7	8	

Technical Fouls: NONE

Shooting By Period
1st FG% 5-14 35.7%
3PT% 1-5 20.0%
FT% 9-10 90%
2nd FG% 10-13 76.



2020-21 MOUNT ST. MARY'S WOMEN'S BASKETBALL

2020-2021 BOX SCORES

GAME 9 (CENTRAL CONNECTICUT)



Official Basketball Box Score - Final
Central Conn. St. at Mount St. Mary's
01/24/21 Knott Arena, Emmitsburg
2020-21 Women's Basketball

Game Time: 2:00 PM
Game Duration: 1:41

Officials: Kelly Calahan, Latifa Boyce, Shariene Davis

Central Conn. St. - 61

Record: 2-4 (2-4)

NO. Name	Min	FG	3P	FT	Rebounds	Fouls	TP	AS	TO	ST	Blocks	+/-
14 Ashley Forker	F 24:48	3-6	2-3	0-0	0 1 1	3 1	8	5	2	0	0 2	-10
22 Jamey Napoleon	F 33:55	2-4	0-0	2-4	3 4 7	2 2	6	2	2	0	4 0	-35
30 Carly Reynolds	C 20:38	2-5	0-0	0-0	0 0 0	3 2	4	2	0	1	0 0	-7
1 Forever Toppin	G 29:16	5-13	3-6	3-7	0 5 5	1 3	16	4	4	3	0 1	-25
15 Emma McCamus	G 22:21	3-8	1-4	1-1	1 2 3	1 2	8	0	2	0	0 0	-17
6 Belle Lanpher	06:41	0-2	0-0	0-0	0 0 0	1 0	0	1	5	0	0 0	-6
21 Claire Sutherland-Case	20:34	1-8	0-2	1-2	5 2 7	5 4	3	0	1	1	3 1	-25
24 Angelique Rodriguez	20:48	1-3	1-3	0-0	0 3 3	3 0	3	0	2	0	0 0	-26
11 Dejah Jenkins	06:20	1-4	1-1	0-0	0 1 1	0 0	3	0	2	0	0 0	0
23 Danielle Delano	11:19	2-5	2-4	4-4	0 0 0	0 2	10	1	1	1	0 0	-17
20 Ali Napoli	00:52	0-0	0-0	0-0	0 0 0	1 0	0	0	1	0	0 0	-2
10 Samantha Chadwick	02:28	0-0	0-0	0-0	0 1 1	0 0	0	0	1	0	0 0	0
Team					2 0 2		0	0				
Totals		20-58	10-23	11-18	11 19 30	20 16	61	15	23	6	7 4	34

Technical Fouls: NONE

Dead Ball Rebounds: 6, 0

Mount St. Mary's - 95

Record: 6-3 (5-1)

NO. Name	Min	FG	3P	FT	Rebounds	Fouls	TP	AS	TO	ST	Blocks	+/-
34 Rebecca Lee	C 14:09	1-4	0-0	4-4	2 3 5	1 2	6	0	3	0	0 1	10
3 Kendall Bressee	G 25:59	9-15	3-4	5-5	4 11 15	1 6	28	5	2	1	0 2	35
10 Michaela Harrison	G 25:21	7-11	4-6	2-2	1 1 2	2 2	20	1	2	1	1 0	35
13 Aryna Taylor	G 25:08	5-8	2-4	1-1	0 1 1	2 2	13	2	3	4	0 1	28
21 Kayla Agentowicz	G 25:57	3-5	1-2	0-0	0 0 0	2 0	7	4	1	3	1 1	35
11 Bridget Birkhead	20:53	2-5	1-2	2-2	0 3 3	4 1	7	0	0	1	1 0	13
14 Jessica Tomasetti	21:27	0-2	0-0	0-0	0 4 4	0 1	0	3	3	1	1 0	13
00 Isabella Hunt	17:19	5-6	0-0	3-3	2 2 4	2 3	13	1	5	1	0 0	2
15 Jada Lee	14:08	1-4	0-1	0-0	0 1 1	1 2	2	1	0	1	0 0	0
33 Isabella Pelcia	09:39	0-4	0-1	1-2	1 0 1	1 1	1	0	0	1	0 1	0
Team					2 2 4		0	0				
Totals		33-64	11-20	18-19	12 28 40	16 20	95	17	19	14	4 7	34

Technical Fouls: NONE

Dead Ball Rebounds: 1, 0

	CCSU	MSM
Biggest lead	0 (1 st 10:00)	36 (4 th 2:28)
Best Scoring Run	7 (2 nd 2:45)	14 (1 st 6:24)
Lead Changes	0	
Times Tied	0	
Time with Lead	00:00	39:50

Points from	CCSU	MSM
Turnovers	16	19
Paint	14	42
Second Chance	3	14
Fast Breaks	11	20
Bench	19	23

Period by Period Scoring	1st	2nd	3rd	4th	TOT
CCSU	15	15	17	14	61
MSM	23	27	23	22	95

GAME 10 (FAIRLEIGH DICKINSON)



Official Basketball Box Score - Final
Fairleigh Dickinson at Mount St. Mary's
01/28/21 Knott Arena, Emmitsburg
2020-21 Women's Basketball

Game Time: 7:00 PM
Game Duration: 1:31

Officials: Shawn Goode, Skelly Wingard, Sarah Williams

Fairleigh Dickinson - 59

Record: 8-4 (4-3)

NO. Name	Min	FG	3P	FT	Rebounds	Fouls	TP	AS	TO	ST	Blocks	+/-
12 Maria Roters	F 28:36	7-11	0-0	4-6	2 6 8	3 6	18	4	4	2	1 1	14
30 Madison Stanley	F 35:21	7-13	1-1	1-2	4 4 8	2 2	16	4	1	0	4 1	11
3 Madeline Selvaggi	G 26:17	0-0	0-0	0-0	1 6 7	3 2	0	3	7	0	1 0	18
10 Devyn Scott	G 37:04	2-5	0-1	1-2	0 9 9	1 2	5	3	2	1	0 1	9
22 Lindsey Mack	G 32:38	4-8	4-8	0-0	1 1 2	2 0	12	0	3	1	0 0	11
1 Cella Carbonell	16:42	0-3	0-2	0-0	0 0 0	1 0	0	0	1	0	0 0	-14
2 Taylor Crystian	02:19	0-0	0-0	0-0	0 0 0	0 0	0	0	0	0	0 0	-4
15 Sierra DeAngelo	06:05	0-0	0-0	0-0	0 0 0	0 0	0	1	2	0	0 0	-10
11 Abby Conklin	05:32	0-1	0-1	0-0	0 1 1	1 0	0	0	0	0	0 0	-8
23 Chloe Wilson	09:28	4-8	0-0	0-0	1 4 5	2 0	8	0	4	0	0 1	-2
Team					0 1 1		0	0				
Totals		24-49	5-13	6-10	9 32 41	15 12	59	15	24	4	6 4	5

Technical Fouls: NONE

Dead Ball Rebounds: 2, 0

Mount St. Mary's - 54

Record: 6-4 (5-2)

NO. Name	Min	FG	3P	FT	Rebounds	Fouls	TP	AS	TO	ST	Blocks	+/-
34 Rebecca Lee	C 09:22	1-4	0-0	0-0	1 0 1	1 1	2	0	2	0	0 0	-5
3 Kendall Bressee	G 35:55	10-20	0-4	3-5	3 10 13	1 7	23	4	3	4	2 3	-14
10 Michaela Harrison	G 35:38	0-9	0-5	1-2	0 0 0	2 1	1	2	4	6	1 1	-1
13 Aryna Taylor	G 27:58	6-13	4-9	0-0	0 0 0	3 0	16	1	3	0	0 1	-4
21 Kayla Agentowicz	G 30:36	1-4	0-0	0-0	1 1 2	3 2	2	0	2	1	0 1	-9
11 Bridget Birkhead	18:49	1-5	1-3	0-0	0 1 1	1 1	3	0	0	1	1 0	1
14 Jessica Tomasetti	24:12	2-5	0-0	0-0	1 4 5	1 1	4	1	1	1	0 0	1
15 Jada Lee	07:19	0-1	0-1	0-0	0 1 1	0 0	0	0	0	0	0 0	-2
00 Isabella Hunt	10:11	1-4	0-0	1-2	3 1 4	0 2	3	0	0	0	0 0	8
Team					5 0 5		0	0				
Totals		22-65	5-22	5-9	14 18 32	12 15	54	8	15	13	4 6	-5

Technical Fouls: NONE

Dead Ball Rebounds: 1, 0

	FDU	MSM
Biggest lead	17 (3 rd 5:52)	0 (1 st 10:00)
Best Scoring Run	13 (1 st 6:31)	10 (3 rd 0:19)
Lead Changes	0	
Times Tied	0	
Time with Lead	39:16	00:00

Points from	FDU	MSM
Turnovers	7	20
Paint	30	34
Second Chance	6	11
Fast Breaks	4	14
Bench	8	10

Period by Period Scoring	1st	2nd	3rd	4th	TOT
FDU	19	11	14	15	59
MSM	10	11	17	16	54

GAME 11 (FAIRLEIGH DICKINSON)



Official Basketball Box Score - Final
Fairleigh Dickinson at Mount St. Mary's
01/29/21 Knott Arena, Emmitsburg
2020-21 Women's Basketball

Game Time: 4:00 PM
Game Duration: 1:30

Officials: Shawn Goode, Skelly Wingard, Sarah Williams

Fairleigh Dickinson - 55

Record: 8-5 (4-4)

NO. Name	Min	FG	3P	FT	Rebounds	Fouls	TP	AS	TO	ST	Blocks	+/-
12 Maria Roters	F 35:48	4-10	2-3	1-2	4 7 11	3 2	11	10	5	2	2 0	-9
30 Madison Stanley	F 31:34	9-13	3-3	0-0	1 2 3	2 0	21	1	5	1	2 0	-5
3 Madeline Selvaggi	G 33:44	0-3	0-1	1-2	9 9 11	4 1	1	2	1	2	0 0	-7
10 Devyn Scott	G 28:32	3-6	1-2	0-0	1 1 2	1 1	7	1	3	0	0 0	-1
22 Lindsey Mack	G 23:36	1-7	0-4	0-0	0 2 2	0 0	2	0	1	0	0 0	-8
23 Chloe Wilson	04:27	0-1	0-0	0-0	0 0 0	1 0	0	0	3	1	0 0	-6
11 Abby Conklin	18:26	2-7	1-6	0-0	0 0 0	1 0	5	0	1	1	0 0	-20
15 Sierra DeAngelo	08:05	1-4	0-1	1-2	0 0 0	0 1	3	0	0	0	0 1	-6
1 Cella Carbonell	15:48	2-3	1-2	0-0	0 1 1	1 0	5	1	0	1	0 0	-3
Team					0 2 2		0	0				
Totals		22-54	8-22	3-6	8 24 32	13 5	55	15	19	8	4 1	-13

Technical Fouls: NONE

Dead Ball Rebounds: 2, 0

Mount St. Mary's - 68

Record: 7-4 (6-2)

NO. Name	Min	FG	3P	FT	Rebounds	Fouls	TP	AS	TO	ST	Blocks	+/-
34 Rebecca Lee	C 16:34	6-8	0-0	0-0	0 3 3	0 0	12	0	1	0	1 1	12
3 Kendall Bressee	G 34:49	5-15	2-3	3-3	2 12 14	0 4	15	4	8	4	0 2	6
10 Michaela Harrison	G 31:35	5-10	3-7	4-4	1 1 2	0 4	17	3	0	1	0 0	6
13 Aryna Taylor	G 28:49	2-9	1-7	1-2	1 2 3	2 6	0	0	0	0	0 1	11
21 Kayla Agentowicz	G 28:16	2-5	0-2	0-0	0 1 1	0 0	4	2	1	4	0 0	16
11 Bridget Birkhead	22:11	3-4	1-1	3-4	0 1 1	3 2	10	0	1	1	0 0	10
00 Isabella Hunt	08:50	1-2	0-0	0-0	1 0 1	0 0	2	2	1	0	0 0	1
14 Jessica Tomasetti	16:51	1-2	0-0	0-0	0 1 1	0 1	2	2	1	1	0 0	2
15 Jada Lee	12:05	0-0	0-0	0-0	0 3 3	0 0	0	2	1	2	0 0	1
Team					1 1 2		0	0				
Totals		25-55	7-20	11-13	6 25 31	5 13	68	15	14	13	1 4	13

Technical Fouls: NONE

Dead Ball Rebounds: 2, 0

	FDU	MSM
Biggest lead	2 (1 st 9:38)	17 (3 rd 1:55)
Best Scoring Run	9 (4 th 8:33)	9 (2 nd 2:51)
Lead Changes	7	
Times Tied	2	
Time with Lead	06:50	32:05

Points from	FDU	MSM
Turnovers	13	25
Paint	26	34
Second Chance	5	5
Fast Breaks	2	8
Bench	13	14

Period by Period Scoring	1st	2nd	3rd	4th	TOT
FDU	8	17	13	17	55
MSM	9	20	21	18	68





2019-2020 SEASON STATS



2019-20 Mount St. Mary's Women's Basketball Combined Team Statistics All games

Page 1/1
as of Mar 11, 2020

Game Records

Record	Overall	Home	Away	Neutral
ALL GAMES	20-11	10-4	9-6	1-1
CONFERENCE	14-4	6-3	8-1	0-0
NON-CONFERENCE	6-7	4-1	1-5	1-1

Score by Periods

Team	1st	2nd	3rd	4th	OT	TOT
Mount St. Mary's	556	550	459	511	0	2076
Opponents	529	513	428	476	0	1946

Team Box Score

No.	Player				Total		3-Point		F-Throw		Rebounds											
		GP-GS	MIN	AVG	FG-FGA	FG%	3FG-FGA	3FG%	FT-FTA	FT%	OFF	DEF	TOT	AVG	PF	DQ	A	TO	BLK	STL	PTS	AVG
10	HARRISON, Michaela	31-31	1022:42	33.0	142-366	.388	75-223	.336	31-44	.705	12	57	69	2.2	66	0	75	87	15	61	390	12.6
3	BRESEE, Kendall	26-25	797:53	30.7	95-267	.356	38-112	.339	66-88	.750	41	128	169	6.5	61	0	97	88	14	50	294	11.3
4	SETTLE, Jatarrikah	31-31	971:37	31.3	100-286	.350	15-69	.217	85-116	.733	51	119	170	5.5	75	3	85	93	3	61	300	9.7
34	LEE, Rebecca	31-29	543:51	17.5	97-191	.508	0-0	.000	58-89	.652	58	85	143	4.6	61	1	21	79	43	7	252	8.1
11	BIRKHEAD, Bridget	31-11	657:31	21.2	83-193	.430	60-146	.411	18-21	.857	15	47	62	2.0	57	1	26	32	7	23	244	7.9
13	TAYLOR, Aryna	31-0	613:35	19.8	77-181	.425	43-114	.377	22-29	.759	16	56	72	2.3	60	0	36	59	6	27	219	7.1
25	ADDISON, Taylor	29-7	574:11	19.8	64-116	.552	5-13	.385	32-47	.681	35	61	96	3.3	62	0	37	37	7	31	165	5.7
21	AGENTOWICZ, Kayla	26-20	550:27	21.2	47-113	.416	18-55	.327	15-19	.789	22	54	76	2.9	32	0	34	23	2	23	127	4.9
22	CONNORS, Delaney	27-1	230:54	8.6	14-37	.378	8-20	.400	6-10	.600	10	30	40	1.5	13	0	13	8	0	16	42	1.6
12	WATKINSON, Annaliese	16-0	95:35	6.0	6-29	.207	2-18	.111	8-10	.800	3	6	9	0.6	6	0	2	8	0	4	22	1.4
23	CARRILLO ADE, Maqui	18-0	109:52	6.1	6-19	.316	0-0	.000	6-10	.600	8	14	22	1.2	21	0	13	13	2	4	18	1.0
1	WATKINSON, Mikayla	10-0	30:52	3.1	1-4	.250	0-3	.000	1-4	.250	1	0	1	0.1	3	0	2	2	0	2	3	0.3
Team											54	63	117					10				
Total		31	6199		732-1802	.406	264-773	.342	348-487	.715	326	720	1046	33.7	517	5	441	539	99	309	2076	67.0
Opponents		31	6200		679-1741	.390	172-581	.296	416-561	.742	391	782	1173	37.8	497	5	395	635	98	232	1946	62.8

Team Statistics

	MSM	OPP
Scoring	2076	1946
Points per game	67.0	62.8
Scoring margin	+4.2	-
Field goals-att	732-1802	679-1741
Field goal pct	.406	.390
3 point fg-att	264-773	172-581
3-point FG pct	.342	.296
3-pt FG made per game	8.5	5.5
Free throws-att	348-487	416-561
Free throw pct	.715	.742
F-Throws made per game	11.2	13.4
Rebounds	1046	1173
Rebounds per game	33.7	37.8
Rebounding margin	-4.1	-
Assists	441	395
Assists per game	14.2	12.7
Turnovers	539	635
Turnovers per game	17.4	20.5
Turnover margin	+3.1	-
Assist/turnover ratio	0.8	0.6
Steals	309	232
Steals per game	10.0	7.5
Blocks	99	98
Blocks per game	3.2	3.2
Winning streak	1	-
Home win streak	1	-
Attendance	6620	14372
Home games-Avg/Game	14-473	15-958
Neutral site-Avg/Game	-	2-1859

Team Results

Date	Opponent	Score	Att.
11/05/2019	at Kentucky	L 44-67	3575
11/07/2019	at Indiana	L 52-75	2831
11/11/2019	Frostburg St.	W 94-40	412
11/16/2019	at Towson	L 57-73	412
11/20/2019	UMBC	W 71-61	422
11/26/2019	at Radford	W 75-58	769
12/06/2019	Loyola Maryland	W 81-75	506
12/08/2019	Lehigh	L 65-66	232
12/14/2019	at UMES	L 76-78	224
12/19/2019	vs Hampton	L 60-68	1795
12/20/2019	vs Richmond	W 75-67	1923
12/21/2019	at Old Dominion	L 34-85	1885
01/02/2020	Wagner	W 78-63	162
01/04/2020	LIU	W 75-57	702
01/11/2020	at Bryant	W 76-70	1151
01/13/2020	at Merrimack	L 55-76	211
01/18/2020	Central Conn. St.	W 72-64	450
01/20/2020	St. Francis Brooklyn	W 69-60	350
01/25/2020	Bryant	L 67-72	725
02/01/2020	at Fairleigh Dickinson	W 69-61	362
02/03/2020	at Sacred Heart	W 67-58	571
02/08/2020	at St. Francis Brooklyn	W 67-62	312
02/10/2020	at LIU	W 77-57	111
02/15/2020	Saint Francis (PA)	W 68-44	785
02/17/2020	at Wagner	W 67-52	649
02/21/2020	at Robert Morris	W 62-59	666
02/23/2020	Merrimack	W 62-53	616
02/29/2020	at Saint Francis (PA)	W 66-55	643
03/02/2020	Robert Morris	L 52-57	462
03/05/2020	Fairleigh Dickinson	L 63-66	384
03/09/2020	LIU	W 80-47	412





2020-2021 SEASON STATS



2020-21 Mount St. Mary's Women's Basketball
Combined Team Statistics
All games

Page 1/1
as of Feb 02, 2021

Game Records

Record	Overall	Home	Away	Neutral
ALL GAMES	7-4	6-1	1-3	0-0
CONFERENCE	6-2	5-1	1-1	0-0
NON-CONFERENCE	1-2	1-0	0-2	0-0

Score by Periods

Team	1st	2nd	3rd	4th	OT	TOT
Mount St. Mary's	212	220	198	174	0	804
Opponents	190	217	133	167	0	707

Team Box Score

No.	Player				Total		3-Point		F-Throw		Rebounds													
		GP-GS	MIN	AVG	FG-FGA	FG%	3FG-FGA	3FG%	FT-FTA	FT%	OFF	DEF	TOT	AVG	PF	DQ	A	TO	BLK	STL	PTS	AVG		
3	BRESEE, Kendall	11-11	342:52	31.2	57-144	.396	13-43	.302	44-61	.721	20	80	100	9.1	26	2	38	35	8	26	171	15.5		
25	ADDISON, Taylor	3-1	79:49	26.6	18-27	.667	1-2	.500	3-4	.750	8	9	17	5.7	2	0	5	6	0	1	40	13.3		
13	TAYLOR, Aryna	11-9	319:10	29.0	46-103	.447	18-55	.327	15-18	.833	6	19	25	2.3	28	1	14	24	3	14	125	11.4		
10	HARRISON, Michaela	10-10	296:42	29.7	38-105	.362	18-63	.286	16-19	.842	3	15	18	1.8	18	0	18	25	3	14	110	11.0		
11	BIRKHEAD, Bridget	11-0	248:47	22.6	27-70	.386	20-51	.392	13-14	.929	3	24	27	2.5	25	0	10	6	5	9	87	7.9		
34	LEE, Rebecca	11-11	189:39	17.2	34-75	.453	0-0	.000	13-16	.813	23	39	62	5.6	19	0	7	29	14	2	81	7.4		
4	SETTLE, Jatarrikah	2-2	55:56	28.0	6-16	.375	0-2	.000	2-2	1.000	2	3	5	2.5	7	2	4	2	0	3	14	7.0		
21	AGENTOWICZ, Kayla	11-11	302:40	27.5	30-55	.545	5-17	.294	11-15	.733	7	20	27	2.5	22	0	22	11	2	15	76	6.9		
00	HUNT, Isabella	10-0	101:45	10.2	19-32	.594	0-0	.000	5-6	.833	16	11	27	2.7	16	0	11	10	1	4	43	4.3		
14	TOMASETTI, Jessica	11-0	173:53	15.8	17-27	.630	5-8	.625	3-4	.750	3	16	19	1.7	15	0	8	9	1	10	42	3.8		
15	LEE, Jada	6-0	66:52	11.1	5-11	.455	0-3	.000	2-2	1.000	2	9	11	1.8	4	0	7	4	0	5	12	2.0		
33	PELAIA, Isabella	5-0	21:55	4.4	1-11	.091	0-5	.000	1-2	.500	1	0	1	0.2	1	0	0	0	0	2	3	0.6		
Team											24	20	44					3						
Total		11	2200		298-676	.441	80-249	.321	128-163	.785	118	265	383	34.8	183	5	144	164	37	105	804	73.1		
Opponents		11	2200		256-630	.406	57-177	.322	138-184	.750	124	278	402	36.5	162	2	130	197	46	74	707	64.3		

Team Statistics

	MSM	OPP
Scoring	804	707
Points per game	73.1	64.3
Scoring margin	+8.8	-
Field goals-att	298-676	256-630
Field goal pct	.441	.406
3 point fg-att	80-249	57-177
3-point FG pct	.321	.322
3-pt FG made per game	7.3	5.2
Free throws-att	128-163	138-184
Free throw pct	.785	.750
F-Throws made per game	11.6	12.5
Rebounds	383	402
Rebounds per game	34.8	36.5
Rebounding margin	-1.7	-
Assists	144	130
Assists per game	13.1	11.8
Turnovers	164	197
Turnovers per game	14.9	17.9
Turnover margin	+3.0	-
Assist/turnover ratio	0.9	0.7
Steals	105	74
Steals per game	9.5	6.7
Blocks	37	46
Blocks per game	3.4	4.2
Winning streak	1	-
Home win streak	1	-
Attendance	0	0
Home games-Avg/Game	7-0	4-0
Neutral site-Avg/Game	-	0-0

Team Results

Date	Opponent		Score	Att.
11/25/2020	at James Madison	L	55-69	0
11/30/2020	at Howard	L	83-87	0
12/05/2020	UMBC	W	72-58	0
01/07/2021	St. Francis Brooklyn	W	76-68	0
01/08/2021	St. Francis Brooklyn	W	65-59	0
01/14/2021	at Sacred Heart	W	84-60	0
01/15/2021	at Sacred Heart	L	71-79	0
01/23/2021	Central Conn. St.	W	81-52	0
01/24/2021	Central Conn. St.	W	95-61	0
01/28/2021	Fairleigh Dickinson	L	54-59	0
01/29/2021	Fairleigh Dickinson	W	68-55	0





2020-2021 CONFERENCE STATS



2020-21 Mount St. Mary's Women's Basketball Combined Team Statistics In Conference games

Page 1/1
as of Feb 02, 2021

Game Records

Record	Overall	Home	Away	Neutral
ALL GAMES	6-2	5-1	1-1	0-0
CONFERENCE	6-2	5-1	1-1	0-0
NON-CONFERENCE	0-0	0-0	0-0	0-0

Score by Periods

Team	1st	2nd	3rd	4th	OT	TOT
Mount St. Mary's	138	152	158	146	0	594
Opponents	124	138	103	128	0	493

Team Box Score

No.	Player				Total		3-Point		F-Throw		Rebounds														
		GP-GS	MIN	AVG	FG-FGA	FG%	3FG-FGA	3FG%	FT-FTA	FT%	OFF	DEF	TOT	AVG	PF	DQ	A	TO	BLK	STL	PTS	AVG			
3	BRESEE, Kendall	8-8	255:44	32.0	48-113	.425	9-28	.321	32-46	.696	13	72	85	10.6	14	1	32	27	7	21	137	17.1			
10	HARRISON, Michaela	8-8	243:22	30.4	34-83	.410	17-49	.347	14-17	.824	3	13	16	2.0	15	0	13	22	3	11	99	12.4			
13	TAYLOR, Aryna	8-8	237:47	29.7	36-80	.450	12-38	.316	9-12	.750	5	13	18	2.3	17	0	11	16	2	11	93	11.6			
34	LEE, Rebecca	8-8	134:08	16.8	24-51	.471	0-0	.000	10-12	.833	13	28	41	5.1	12	0	3	18	13	2	58	7.3			
21	AGENTOWICZ, Kayla	8-8	222:36	27.8	24-37	.649	3-8	.375	7-9	.778	6	13	19	2.4	16	0	15	6	1	12	58	7.3			
11	BIRKHEAD, Bridget	8-0	178:14	22.3	17-44	.386	12-28	.429	11-12	.917	1	17	18	2.3	17	0	4	2	5	6	57	7.1			
00	HUNT, Isabella	8-0	94:30	11.8	18-31	.581	0-0	.000	5-6	.833	15	9	24	3.0	13	0	10	10	1	4	41	5.1			
14	TOMASETTI, Jessica	8-0	145:52	18.2	15-23	.652	3-4	.750	3-4	.750	3	14	17	2.1	11	0	8	9	1	10	36	4.5			
15	LEE, Jada	6-0	66:52	11.1	5-11	.455	0-3	.000	2-2	1.000	2	9	11	1.8	4	0	7	4	0	5	12	2.0			
33	PELAIA, Isabella	3-0	20:55	7.0	1-10	.100	0-4	.000	1-2	.500	1	0	1	0.3	1	0	0	0	0	2	3	1.0			
Team											17	14	31					3							
Total		8	1600		222-483	.460	56-162	.346	94-122	.770	79	202	281	35.1	120	1	103	117	33	84	594	74.3			
Opponents		8	1600		176-448	.393	49-140	.350	92-123	.748	81	197	278	34.8	118	2	103	144	27	50	493	61.6			

Team Statistics

	MSM	OPP
Scoring	594	493
Points per game	74.3	61.6
Scoring margin	+12.6	-
Field goals-att	222-483	176-448
Field goal pct	.460	.393
3 point fg-att	56-162	49-140
3-point FG pct	.346	.350
3-pt FG made per game	7.0	6.1
Free throws-att	94-122	92-123
Free throw pct	.770	.748
F-Throws made per game	11.8	11.5
Rebounds	281	278
Rebounds per game	35.1	34.8
Rebounding margin	+0.4	-
Assists	103	103
Assists per game	12.9	12.9
Turnovers	117	144
Turnovers per game	14.6	18.0
Turnover margin	+3.4	-
Assist/turnover ratio	0.9	0.7
Steals	84	50
Steals per game	10.5	6.3
Blocks	33	27
Blocks per game	4.1	3.4
Winning streak	1	-
Home win streak	1	-
Attendance	0	0
Home games-Avg/Game	6-0	2-0
Neutral site-Avg/Game	-	0-0

Team Results

Date	Opponent		Score	Att.
01/07/2021	St. Francis Brooklyn	W	76-68	0
01/08/2021	St. Francis Brooklyn	W	65-59	0
01/14/2021	at Sacred Heart	W	84-60	0
01/15/2021	at Sacred Heart	L	71-79	0
01/23/2021	Central Conn. St.	W	81-52	0
01/24/2021	Central Conn. St.	W	95-61	0
01/28/2021	Fairleigh Dickinson	L	54-59	0
01/29/2021	Fairleigh Dickinson	W	68-55	0

