



# SAINT FRANCIS RED FLASH



Primary Contact: Taylor Powers • tpowers@francis.edu • (o) 814-472-3128 • (c) 814-341-5189



## Saint Francis (0-2, 0-0 NEC) at Morgan State (1-1, 0-0 MEAC)

Wednesday, Nov. 13 | 7:00 P.M.

Baltimore, Md. | Talmadge Hill Field House

Watch: morganstatebears.com  
Stats: morganstatebears.com

### 2019-20 Results

#### NOVEMBER

Tue. 5 at No. 25 VCU..... L, 72-58  
 Fri. 8 Richmond ..... L, 100-98 (OT)  
 Wed. 13 Morgan State ..... 7 p.m.  
 Sat. 16 AMERICAN ..... 7 p.m.  
 Tue. 19 DELAWARE ..... 7 p.m.  
 Sat. 23 Florida State ..... 2:30 p.m.  
 Sat. 30 Saint Joseph's ..... 7 p.m.

#### DECEMBER

Wed. 4 LEHIGH ..... 7 p.m.  
 Sat. 7 at UMBG ..... 1 p.m.  
 Tue. 17 FRANCISCAN ..... 7 p.m.  
 Sun. 22 William & Mary ..... 1 p.m.

#### JANUARY

Thu. 2 \* Bryant ..... 4 p.m.  
 Sat. 4 \*at CCSU ..... 3:30 p.m.  
 Thu. 9 \*WAGNER ..... 7 p.m.  
 Sat. 11 \*ST. FRANCIS BROOKLYN 7 p.m.  
 Wed. 15 \*Fairleigh Dickinson ..... 5 p.m.  
 Sat. 18 \*SACRED HEART ..... 7 p.m.  
 Mon. 20 \*MERRIMACK ..... 4 p.m.  
 Thu. 23 \*at LIU ..... 7 p.m.  
 Sat. 25 \*St. Francis Brooklyn..... 4 p.m.  
 Thu. 30 \*CCSU ..... 7 p.m.

#### FEBRUARY

Sat. 1 \*BRYANT ..... 12 p.m.  
 Thu. 6 \*Sacred Heart ..... 6 p.m.  
 Sat. 8 \*Wagner ..... 4 p.m.  
 Sat. 15 \*Mount St. Mary's ..... 4 p.m.  
 Tue. 18 \*ROBERT MORRIS ..... 7 p.m.  
 Sun. 23 \*LIU ..... 4 p.m.  
 Thu. 27 \*MOUNT ST. MARY'S ..... 7 p.m.  
 Sat. 29 \*Robert Morris ..... 1 p.m.

Northeast Conference game  
Home games in BOLD CAPS  
All times Eastern

### SERIES HISTORY

Series: SFU Leads, 3-1  
Streak: SFU, W2  
Last Meeting: SFU 80 Morgan State 62,  
Nov. 9, 2018  
Krimmel vs. Morgan State: 1-0

The Saint Francis men's basketball team (0-2) heads to Morgan State (1-1) on Wednesday in search of its first win of the season after dropping an overtime heartbreaker at Richmond last time out.

### WHAT TO WATCH

- The Red Flash return 2018-19 NEC Player of the Year Keith Braxton who is looking to become the first repeat winner of the award since Charlie Jones in 1997-98.
- Head coach Rob Krimmel is the reigning NEC Jim Phelan Coach of the Year after leading the Red Flash to an 18-win season, share of the regular-season title, and appearance in the NIT.
- Saint Francis led A-10 member Richmond by 12 with 2:52 to play before letting the lead slip in an overtime loss.
- The Red Flash had three players score 20 or more points in the same game for the first time since Krimmel was head coach as Isaiah Blackmon (23), Keith Braxton (20) and Tyler Stewart (20) all scored at least 20.

SFU	0-2	W-L	MORGAN STATE	1-1
	78.0 (86.0)	PPG	64.0 (59.5)	
	40.9 (50.4)	FG%	41.8 (35.0)	
	40.8 (38.1)	3FG%	24.5 (23.5)	
	60.0 (65.3)	FT%	50.0 (53.2)	
	41.5 (37.5)	RPG	45.0 (39.0)	
	10.5 (17.5)	APG	13.5 (8.0)	
	1.0 (5.0)	BLK	7.5 (3.5)	
	8.5 (10.0)	STL	5.0 (10.5)	

Allowed in Parenthesis


### Braxton Moving Up the Record Books

Braxton continues to ascend up the record books, moving into 7th place on the school's all-time scoring list after his 20-point game at Richmond, passing former teammate Jamaal King and Devin Sweetney in the process. He also took over sole possession in career double-doubles among all active NCAA Division I players with the 38th of his career. Blackmon also made a big move up the scoring record book, going from 38th to 32nd after scoring a season-high 23 points at Richmond.

### Shoot the Lights Out

Saint Francis made 14 of 28 three-point field goals at Richmond, tying its season-high from all of last season. Meredith led Saint Francis by going 6-of-9 from three, one shy of his career-high, while Blackmon tied his career-high for threes in a game by going 5-for-10 and 4 for his last 5. The Red Flash hit 7-of-11 from three-point range in the second half with four different players combining for the 14 made threes.


### PROBABLE STARTERS



**Ramiir Dixon-Conover**  
6-3 · JR · G  
Newark, N.J.  
South Kent



**Myles Thompson**  
6-6 · SO · F  
Camden, N.J.  
Camden



**Isaiah Blackmon**  
6-1 · RS-SR · G  
Charlotte, N.C.  
West Charlotte



**Keith Braxton**  
6-5 · SR · G  
Glassboro, N.J.  
Delsea



**Tyler Stewart**  
6-8 · R-FR · G/F  
Silver Spring, Md.  
Binghamton

## HEAD COACH ROB KRIMMEL



*Eighth Season  
Saint Francis  
'00*

Rob Krimmel enters his eighth season as the Saint Francis head men's basketball coach in 2019-20 after he was named the

21st coach in program history on April 19, 2012. He is in his 19th season on the Red Flash bench following a successful playing career at Saint Francis. Krimmel has amassed 97 wins in his first seven seasons, ranking second in program history.

Krimmel's teams have shown improvement from year-to-year in six of his seven seasons, culminating with two trips to the NEC Championship game in three seasons.

The 2018-19 Jim Phelan NEC Coach of the Year, Krimmel led the Red Flash to its first regular-season title since 1990-91.

### COACHING HISTORY

Saint Francis University  
Head Coach . . . . .2012-Present  
Associate Head Coach . . . . .2011-12  
Assistant Coach . . . . .2000-11

### PLAYING CAREER

Saint Francis University. . . . .1996-2000  
Three-year starter . . . . .1997-2000  
Two-year captain . . . . .1998-2000  
NEC Men's Basketball  
Scholar-Athlete of the Year. . . . .2000  
NCAA Post-Graduate Scholarship . . .2000  
Fifth on SFU's career 3FG% list . . .(39.8)

### YEAR-BY-YEAR RECORD AT SAINT FRANCIS

Year	Overall Record	NEC Record	Notes/ Postseason
2012-13	5-24	5-13	First Season
2013-14	10-21	7-9	NEC Semifinals
2014-15	16-16	9-9	NEC Semis/CIT Bid
2015-16	13-17	9-9	NEC QF
2016-17	17-17	11-7	NEC Final/CIT Bid
2017-18	18-13	12-6	NEC QF/CIT Bid
2018-19	18-15	12-6	NEC Final/NIT Bid
2019-20	0-2	0-0	
Totals	97-125	65-59	6-6 in NEC Tourm.

### Balanced Attack

Saint Francis had three scorers net 20 or more points in the same game on Friday for the first time since Rob Krimmel took over as head coach at the start of the 2012-13 season. Redshirt senior Isaiah Blackmon led the way with 23 points and was followed by 20 points each from Braxton and redshirt sophomore Tyler Stewart. Senior Scott Meredith was close to joining the trio with 20 points, finishing with 18 on six threes. Senior Deivydas Kuzavas gave SFU five scorers in double figures with 11 points.

### Mistakes Down the Stretch

The Red Flash gave a quality Atlantic 10 opponents fits all night and led by 12 with 2:52 to play and 10 with 1:41 to play before seeing the lead evaporate in the final two minutes. Saint Francis went just 4-of-9 from the free throw line with three turnovers over the final three minutes.

### Offense Struggles to Find Its Footing

Saint Francis put itself in an early hole on Tuesday night with its inability to find any sort of offensive rhythm in the first half. The Red Flash were held to 22 points on 8-33 (24.2%) shooting from the field and 1-10 (10.0%) from three-point range. SFU's 58 points on the night tied the second lowest total from last season and its 19 turnovers against a suffocating VCU defense would have been its third highest output from last season. Saint Francis did shoot it better in the second half, going 13-32 (40.6%) from the field and 5-11 (45.5%) from three.

### Strong Finish

Due to its lackluster start, the Red Flash trailed VCU 32-15 with 4:12 to play in the first half. Saint Francis proceeded to outscore the No. 25 VCU Rams 43-40 over the game's final 24:12 while second-half scoring was even at 36-36.

### New Pieces Show Flashes

Redshirt sophomore Binghamton transfer Tyler Stewart and redshirt freshman Bryce Laskey were the only two Saint Francis players to make their Saint Francis debuts on Tuesday night but the Red Flash did see expanded roles for a few other guys. Junior point guard Ramiir Dixon-Conover earned his first career start and senior forward Deivydas Kuzavas started his first game since 2017-18. Redshirt senior Scott Meredith also saw his first action since the 2017-18 season after sitting out all of last season with an injury. Stewart finished with seven points and four rebounds in 16 minutes while Dixon-Conover added career-highs in points with six and rebounds with four to go with three assists. He was second on the team in minutes played with 32.

### 2019-20 RED FLASH RECORD WHEN...

	Overall	NEC		Overall	NEC
Playing at Home	0-0	0-0	<b>SFU Scores...</b>		
Playing on the Road	0-2	0-0	59 Points or Fewer	0-1	0-0
Leading at Halftime	0-1	0-0	60-69 Points	0-0	0-0
Tied at Halftime	0-0	0-0	70-79 Points	0-0	0-0
Trailing at Halftime	0-1	0-0	80-89 Points	0-0	0-0
			90 Points or More	0-1	0-0
<b>SFU Offense</b>			<b>Miscellaneous Stats</b>		
Shoots 50% or Higher	0-0	0-0	More or Same Pts in Paint	0-1	0-0
Shoots Less than 50%	0-2	0-0	Fewer Pts in Paint	0-1	0-0
Shoots Higher than Opp.	0-0	0-0	More or Same Bench Pts	0-2	0-0
Shoots Same/Lower than Opp.	0-2	0-0	Fewer Bench Pts	0-0	0-0
Hits 8 or more 3-pointers	0-1	0-0	More or Same 2nd Chance Pts	0-2	0-0
Hits 7 or fewer 3-pointers	0-1	0-0	Fewer 2nd Chance Pts	0-0	0-0
<b>Opponent Offense</b>					
Shoots 50% or Higher	0-1	0-0	More or Tied Rebounds	0-1	0-0
Shoots Less than 50%	0-1	0-0	Fewer Rebounds	0-1	0-0
Hits 8 or more 3-pointers	0-1	0-0			
Hits 7 or fewer 3-pointers	0-1	0-0	One-Possession Games	0-1	0-0
			Overtime	0-1	0-0
			Following a Win	0-0	0-0
			Following a Loss	0-1	0-0

## MEDIA INFORMATION

Primary Contact: Taylor Powers  
 Office: 814-472-3128  
 Email: TPowers@francis.edu  
 Press Row Phone: 814-472-3145  
 Mailing Address: 140 Lakeview Drive  
 Loretto, PA 15940

### CREDENTIALS

Requests for media credentials should be made directly to Men's Basketball Primary Contact Taylor Powers. Credentials will be available at Will Call at the Stokes Center.

### GAME DAY SERVICES

Pregame notes, halftime and final statistics plus a play-by-play account of the game will be available to all members of the working media.

### INTERVIEWS

Interviews with head coach Rob Kimmel, his staff and players can be arranged through Men's Basketball Primary Contact Taylor Powers. Players and coaches will be available for in-person and telephone interviews. Freshmen student-athletes will not be made available to the media postgame.

### RADIO INFORMATION

Permission to broadcast games is granted through the Saint Francis Office of Athletics Communications.

## QUICK FACTS

Location .....Loretto, Pa.  
 Founded .....1847  
 Enrollment .....2,400  
 Nickname ..... Red Flash  
 Colors..... Red, White & Black  
 PMS Colors..... Red (PMS 1805)  
 Arena.....DeGol Arena  
 Opened .....1971  
 Capacity .....3,500  
 Press Row Phone .....814-472-3145  
 Affiliation ..... NCAA Division I  
 Conference ..... Northeast (NEC)  
 President/Rev. Malachi Van Tassel, T.O.R.  
 Athletics Director ..... Susan Robinson Fruchtl  
 SWA ..... Erika Renwick  
 Senior Associate AD (MBB).....Jim Brazill  
 Ticket Office Phone.....814-472-3286  
 Athletics Website www.sfuathletics.com  
 First Season..... 1905-06  
 All-Time Record.....961-1,090  
 All-Time Record vs. NEC ..... 264-360  
 NEC Tournament Championships..... 1  
 NCAA Tournament Appearances ..... 1  
 Last Appearance .....1991  
 Last Opponent..... Arizona  
 Result .....L, 93-80  
 NIT Appearances.... 4 (1954, 1955, 1958, 2019)  
 Last Appearance .....2019  
 Last Opponent.....Indiana  
 Result .....L, 89-72  
 CIT Appearances..... 3  
 Last Appearance .....2018  
 Last Opponent.....Illinois-Chicago  
 Result .....L, 87-79

## Getting On The Glass

Saint Francis led the NEC in 2018-19 in offensive rebounding and picked up where it left off with 15 offensive rebounds at VCU. Sophomore Myles Thompson led the way with three of his team-high eight rebounds coming on the offensive glass. Redshirt senior Isaiah Blackmon, senior Keith Braxton and the aforementioned Stewart also collected two offensive rebounds. Saint Francis lost the overall rebounding battle to the Rams 42-39, but grabbed 15 offensive rebounds while holding VCU to 10.

## Vying For An A-10 Win

Saint Francis is hoping to put an end to a four-game losing streak against Atlantic 10 affiliated opponents when it heads to Richmond on Friday. The Red Flash are 1-17 in its last 18 meetings vs. A-10 schools, the lone win a 67-52 triumph over Duquesne on Dec. 17, 2014. Earl Brown led the Red Flash with 16 points in the win.

## Season to Remember

Although it came short of an NEC Championship, the 2018-19 season was one to remember for the Red Flash. Saint Francis earned the No. 1 seed in the NEC Tournament and hosted the championship game. Free throws would ultimately doom the Red Flash in an 84-75 loss to Fairleigh Dickinson but Saint Francis still secured a berth in the NIT, its first since 1958. The Red Flash led Indiana 40-34 at the half in its first round game before the Hoosiers pulled away for an 89-72 win.

## 2019-20 Outlook

Saint Francis returns three starters and eight key contributors from last season's team led by Mr. Do Everything Keith Braxton. A three-time All-NEC selection, Braxton is tied for the lead in career double-doubles among all Active Returning Division I players and is second among all returning Division I players in career rebounds despite playing as a guard.

## Don't Bet Against Blackmon

Redshirt senior Isaiah Blackmon has overcome two ACL injuries and is looking to thrive in his final season. A 2016-17 NEC Second Team selection after leading the Red Flash in scoring, Blackmon has navigated injuries to once again establish himself as one of the top scorers in the conference. The 42nd 1,000 point scorer in school history and the 38th all-time scorer, Blackmon leads all-returning players in the NEC with a 42.6% career 3PT FG%, which is also 17th among all active DI returning players. He and Braxton are one of just two sets of NEC teammates to return as 1,000 point scorers. For his career, he has 11 games with 20 or more points.

## DOUBLE-DIGIT PERFORMANCES

	19-20	Career		19-20	Career
<b>Double-Doubles</b>			<b>Rebounding</b>		
Keith Braxton	1	38	Keith Braxton	1	44
Isaiah Blackmon	0	2	Mark Flagg	0	4
Deivydas Kuzavas	0	1	Isaiah Blackmon	0	3
Mark Flagg	0	1	Deivydas Kuzavas	0	1
<b>Scoring</b>	<b>19-20</b>	<b>Career</b>	<b>20-Point Games</b>	<b>19-20</b>	<b>Career</b>
Keith Braxton	2	82	Keith Braxton	1	23
Isaiah Blackmon	2	57	Isaiah Blackmon	1	12
Myles Thompson	1	9	Tyler Stewart	1	1
Deivydas Kuzavas	1	7	Randall Gaskins Jr,	0	2
Tyler Stewart	1	7	Mark Flagg	0	1
Scott Meredith	1	4	Scott Meredith	0	1
Randall Gaskins, Jr.	0	22			
Mark Flagg	0	12			

### **1990-91 All Over Again**

The 2018-19 season drew many comparisons to the 1990-91 season in which the Red Flash captured its first and only NEC title. Both the 1990-91 and 2018-19 teams enjoyed a season-best win streak of eight during the season. Both teams had three 1,000 point scorers with Joe Anderson, Mike Iuzzolino and John Hilvert starring for the 1990-91 team and Keith Braxton, Jamaal King and Isaiah Blackmon from last season. SFU hosted Farleigh Dickinson in the 1991 Championship game after the teams shared the regular-season crown. SFU won the tiebreak, just as it did in 2018-19.

### **Home Court Advantage**

Saint Francis set a school record with 12 home wins last season and has established a culture of dominance at DeGol Arena going 23-7 since the start of the 2017-18 season. Saint Francis went just 6-11 away from DeGol Arena and will look to get off to a quick start with three road games to open the season.

### **28-Year Drought**

Saint Francis and the Loretto community waited 28 years for a home championship game before ending the drought with an NEC Semifinal win over LIU Brooklyn.

### **Preseason Poll**

Saint Francis was picked third in the NEC Preseason Poll after topping the poll in each of the two previous seasons. The Red Flash secured one of 10 first-place votes. LIU led the poll with five first-place votes followed by Sacred Heart with three.

### **Braxton Looking to Cement Legacy**

Braxton has a chance to become the first 2,000 point, 1,000 rebound player in program history since Maurice Stokes in the 1950s. SFU's first NEC Player of the Year since Mike Iuzzolino in 1990-91, Braxton currently ranks in the top 10 in program history in scoring, rebounding, assists and steals with a full-year remaining. He tested the NBA waters this summer but elected to return in hopes of becoming the first repeat NEC Player of the Year since Charlie Jones in 1997-98. Braxton is the current active leader in career double-doubles with 37 and is second in rebounding. He has scored in double figures in 80 career games.

### **Ending a Long Drought**

Saint Francis will look to end a 60-year drought without a win over a nationally-ranked opponent when it takes on No. 25 VCU on Tuesday night. Saint Francis is just 2-57 all-time vs. the AP Top 25 with its last win coming vs. St. Bonaventure on Jan. 25, 1959. SFU played three ranked opponents last season, losing by an average of 33 points.

### **Krimmel Approaching 100**

Head coach Rob Krimmel is three wins shy of career win No. 100 which would make him just the second coach in program history to reach the milestone. Krimmel won a combined 31 games in his first three seasons but has won 66 over the last four, an average of 16.5 per season.

### **Stewart's Waiver Granted**

Redshirt sophomore Tyler Stewart was granted a waiver by the NCAA and will be eligible to play immediately after graduating from Binghamton. Stewart played in 24 games for the Bearcats as a freshman with eight starts and saw action in five games last season before his season was cut short to injury. He scored a career-high 14 points vs. New Hampshire and hit double figures in scoring 10 times.

### **Money Meredith**

Senior Scott Meredith returns after missing all of 2018-19 with a shoulder injury. The three-year captain has connected on 59 career three-pointers and shoots it at 34.7% from behind the arc for his career.

### **Thompson a Sleeper**

Sophomore Myles Thompson had an impressive freshman season. His 16 points at Buffalo in his collegiate debut were the most by an SFU freshman since Will Felder in 2009-10 and he hit double figures in scoring in six of his first 13 games. His toughness and ability to finish inside will provide SFU's front court with a scoring presence at the rim.

### **Flaggtastic**

Junior Mark Flagg continues to grow into a dominant player as evidenced by the end to his sophomore season where he scored in double figures in six of the last 11 games and averaged 10.3 ppg and 5.1 rpg during the span. He is SFU's current leader in blocked shots with 57 in two seasons.

## ASSOCIATED PRESS TOP 25

\*Nov. 11, 2019

RK TEAM.....	RECORD.....	PREV.
1 Kentucky (64).....	2-0.....	2
2 Duke .....	2-0.....	4
3 Michigan State .....	1-1.....	1
4 Louisville (1).....	2-0.....	5
5 Kansas .....	1-1.....	3
6 North Carolina .....	2-0.....	9
7 Maryland .....	2-0.....	7
8 Gonzaga .....	2-0.....	8
9 Virginia.....	2-0.....	11
10 Villanova.....	1-0.....	10
11 Texas Tech.....	2-0.....	13
12 Seton Hall .....	2-0.....	12
13 Memphis .....	2-0.....	14
14 Oregon.....	2-0.....	15
15 Florida .....	1-1.....	6
16 Ohio State.....	2-0.....	18
17 Utah State.....	2-0.....	17
18 Saint Mary's.....	1-0.....	20
19 Arizona.....	2-0.....	21
20 Washington.....	1-0.....	NR
21 Xavier.....	2-0.....	19
22 Auburn.....	2-0.....	24
23 LSU.....	1-0.....	22
24 Baylor.....	1-1.....	16
25 Colorado.....	1-0.....	NR

## USA TODAY COACHES TOP 25

Mar. 17, 2019

RK TEAM.....	RECORD.....	PTS
1 Duke (25).....	29-5.....	744
2 Virginia (1).....	29-3.....	701
3 Gonzaga (3).....	30-3.....	667
4 North Carolina.....	27-6.....	666
5 Tennessee (1).....	29-5.....	636
6 Michigan State.....	28-6.....	598
7 Kentucky .....	27-6.....	565
8 Michigan .....	28-6.....	538
9 Houston .....	31-3.....	494
10 Texas Tech.....	26-6.....	454
11 Florida State.....	27-7.....	453
12 LSU.....	26-6.....	370
13 Purdue.....	23-9.....	356
14 Kansas State.....	25-8.....	297
15 Virginia Tech.....	24-8.....	285
16 Buffalo.....	31-3.....	278
17 Kansas .....	25-9.....	273
18 Auburn.....	26-9.....	213
19 Wofford.....	29-4.....	191
20 Nevada.....	29-4.....	182
21 Wisconsin.....	23-10.....	170
22 Villanova.....	25-9.....	151
23 Iowa State .....	23-11.....	141
24 Cincinnati.....	28-6.....	134
25 Utah State.....	28-6.....	48
25 Marquette.....	24-9.....	48

## NEC PRESEASON COACHES POLL

- LIU (5)
- Sacred Heart (3)
- Saint Francis (1)**
- Fairleigh Dickinson (2)
- Robert Morris
- Bryant
- Mount St. Mary's
- St. Francis Brooklyn
- Wagner
- CCSU
- Merrimack

## 2018-19 Northeast Conference Men's Basketball Award Winners

### Player of the Year

Jr. G Keith Braxton Saint Francis U

### Rookie of the Year

Fr. G Vado Morse Mount St. Mary's

### Defensive Player of the Year

R-Jr. F Jare'I Spellman Sacred Heart

### Most Improved Player

So. F E.J. Anosike Sacred Heart

### Jim Phelan Coach of the Year

Rob Krimmel Saint Francis U

### First Team All-Conference

Keith Braxton Saint Francis U  
 Raiquan Clark LIU Brooklyn  
 Darnell Edge Fairleigh Dickinson  
 Sean Hoehn, Sacred Heart  
 Jamaal King Saint Francis U

### Third Team All-Conference

Ty Flowers LIU Brooklyn  
 Adam Grant Bryant  
 Glenn Sanabria St. Francis Brooklyn  
 SaBastian Townes Bryant  
 Josh Williams Robert Morris

### Second Team All-Conference

E.J. Anosike Sacred Heart  
 Mike Holloway Jr. Fairleigh Dickinson  
 Jalen Jordan St. Francis Brooklyn  
 Tyler Kohl Central Connecticut  
 Romone Saunders Wagner

### All-Rookie Team

Joe Kasperzyk Bryant  
 Ian Krishnan Central Connecticut  
 Vado Morse Mount St. Mary's  
 Koreem Ozier Sacred Heart  
 Cameron Parker Sacred Heart

### 2019-20 Preseason All-Conference Team

**Sr. G Keith Braxton (Saint Francis U)**, Sr. F Raiquan Clark (LIU Brooklyn), Jr. F E.J. Anosike (Sacred Heart), Jr. G Jahliil Jenkins (Fairleigh Dickinson), Sr. G Adam Grant (Bryant)

## NEC PLAYERS OF THE WEEK FOR 2019-20

<b>PLAYER</b>	<b>ROOKIE</b>
11/11/2019 JUVARIS HAYES, MERRIMACK	11/11/2019 CHARLES PRIDE, BRYANT

## 2019-20 NEC STANDINGS (AS OF 11/11)

School	NEC	Pct.	Overall	Pct.	Streak
1. Fairleigh Dickinson	0-0	-	1-1	0.500	L1
Merrimack	0-0	-	1-1	0.500	W1
Mount St. Mary's	0-0	-	1-1	0.500	W1
St. Francis Brooklyn	0-0	-	1-1	0.500	W1
5. Bryant	0-0	-	1-2	.333	W1
6. Robert Morris	0-0	-	0-2	.000	L2
<b>Saint Francis U</b>	<b>0-0</b>	<b>-</b>	<b>0-2</b>	<b>.000</b>	<b>L2</b>
Sacred Heart	0-0	-	0-2	.000	L2
LIU	0-0	-	0-2	.000	L2
Wagner	0-0	-	0-2	.000	L2
Central Connecticut	0-0	-	0-2	.000	L2

## TODAY IN THE NEC

<b>Wednesday, Nov. 13</b>	
Bryant at Saint Peter's	7 p.m.
<b>Saint Francis at Morgan State</b>	<b>7 p.m.</b>
Fairleigh Dickinson at Fordham	7 p.m.
LIU at George Mason	7 p.m.

# ROSTER

No.	Name	Cl.	Pos.	Ht.	Wt.	Hometown/High School/Previous School
0	Justen Anderson	Fr.	G	6-2	170	Waldorf, Md. / La Plata
1	Ramiir Dixon-Conover	Jr.	G	6-3	190	Newark, N.J. / South Kent / Southeastern C.C.
2	Scott Meredith	R-Sr.	G	6-2	180	Pilot Mountain, N.C. / Hargrave Military Academy (Va.)
3	Luke Ruggery	Fr.	G	5-11	160	Duncansville, Pa. / Bishop Guilfoyle
4	Randall Gaskins, Jr.	Sr.	G	6-3	195	Woodbridge, Va. / Bishop O'Connell (Va.)
5	Myles Thompson	So.	F	6-6	230	Camden, N.J. / Camden
11	Isaiah Blackmon	R-Sr.	G	6-1	170	Charlotte, N.C. / West Charlotte
13	Keith Braxton	Sr.	G	6-5	210	Glassboro, N.J. / Delsea
14	A.J. Burch	Fr.	G	5-9	165	Annapolis, Md. / Severn School
15	Precious Ikediashi	R-Fr.	F	6-8	220	Hoboken, N.J. / Hudson Catholic
20	Dan Henry	Jr.	G	5-11	160	Hamburg, N.Y. / Hamburg
21	Ben Seidel	Fr.	G	6-0	170	Johnstown, Pa. / Bishop McCort
22	Tyler Stewart	R-So.	G/F	6-8	195	Silver Spring, Md. / St. Andrew's Episcopal / Binghamton
23	A.J. Labriola	So.	G	6-2	185	Altoona, Pa. / Bishop Guilfoyle
24	Bryce Laskey	R-Fr.	G	6-4	190	Uniontown, Pa. / Laurel Highlands
30	Deivydas Kuzavas	Sr.	F/C	6-10	230	Kretinga, Lithuania / St. Mary's Ryken (Md.)
31	Brad McCabe	Fr.	G	6-6	185	Manasquan, N.J. / Manasquan
33	Josh Cohen	Fr.	F	6-10	220	Lincroft, N.J. / Christian Brothers Academy
42	Mark Flagg	Jr.	F	6-9	215	Fairless Hills, Pa. / Pennsbury

## Coaching Staff

Name	Position	Years at SFU	Alma Mater (Year)
Rob Krimmel	Head Coach	Eighth	Saint Francis '00
Andrew Helton	Associate Head Coach	Fifth	Miami (Ohio) '92
Eric Taylor	Assistant Coach	Eighth	Saint Francis '98
Umar Shannon	Assistant Coach	Fourth	Saint Francis '12
Luke McConnell	Director of Operations	Seventh	Saint Francis '12

## Pronunciations

No.	Name	Pronunciation
1	Ramiir Dixon-Conover	Ruh-MEER
3	Luke Ruggery	RUG-er-ee
15	Precious Ikediashi	EYE-keh-DEE-ash-EE
21	Ben Seidel	SIDE-ell
30	Deivydas Kuzavas	Day-V-Das Koo-ZAH-Vus

## Roster Breakdowns

### By Class

Seniors	5
Juniors	3
Sophomores	3
Freshmen	8

### By Position

Forwards	6
Guards	13


### By State

Maryland	3
North Carolina	2
New York	1
Pennsylvania	5
Virginia	1
New Jersey	6
International	1

# TV/RADIO ROSTER



**Justen Anderson**  
6-2 · FR · G  
Waldorf, Md.  
La Plata




**Ramiir Dixon-Conover**  
6-3 · JR · G  
Newark, N.J.  
South Kent



**Scott Meredith**  
6-2 · R-SR · G  
Pilot Mountain, N.C.  
Hargrave Military Academy




**Luke Ruggery**  
5-11 · FR · G  
Duncansville, Pa.  
Bishop Guilfoyle




**Randall Gaskins Jr.**  
6-3 · SR · G  
Woodbridge, Va.  
Bishop O'Connell




**Myles Thompson**  
6-6 · SO · F  
Camden, N.J.  
Camden



**Isaiah Blackmon**  
6-1 · R-SR · G  
Charlotte, N.C.  
West Charlotte



**Keith Braxton**  
6-5 · SR · G  
Glassboro, N.J..  
Lawrenceville School



**A.J. Burch**  
5-9 · FR · G  
Annapolis, Md.  
Seyern School



**Precious Ikediashi**  
6-8 · R-FR · F  
Hoboken, N.J.  
Hudson Catholic



**Dan Henry**  
5-11 · JR · G  
Hamburg, N.Y.  
Hamburg



**Ben Seidel**  
6-0 · FR · G  
Johnstown, Pa.  
Bishop McCort




**Tyler Stewart**  
6-8 · R-SO · G/F  
Silver Spring, Md.  
Binghamton



**A.J. Labriola**  
6-2 · SO · G  
Altoona, Pa.  
Bishop Guilfoyle



**Bryce Laskey**  
6-4 · R-FR · G  
Uniontown, Pa.  
Laurel Highlands



**Deivydas Kuzavas**  
6-10 · SR · F  
Kretinga, Lithuania  
St. Mary's Ryken (Md.)



**Brad McCabe**  
6-6 · FR · G  
Manasquan, N.J.  
Manasquan



**Josh Cohen**  
6-10 · FR · F  
Lincroft, N.J.  
Christian Brothers Academy



**Mark Flagg**  
6-9 · JR · F  
Fairless Hills, Pa.  
Pennsbury



**Jordan McClure**  
"J-Money"  
Altoona, Pa.  
Bishop Guilfoyle



**Rob Krimmel**  
Head Coach  
Eighth Season  
Saint Francis '00



**Andrew Helton**  
Associate Head Coach  
Fifth Season  
Miami (Ohio) '92



**Eric Taylor**  
Assistant Coach  
Eighth Season  
Saint Francis '98



**Umar Shannon**  
Assistant Coach  
Fourth Season  
Saint Francis '13

# Follow the Flash

## On the Air

Saint Francis basketball has enjoyed a loyal fan following for decades. Red Flash fans have not only turned out at the Stokes Center and at away venues, but have also listened to the team's games over the airwaves.

The Voice of the Red Flash, **Pat Farabaugh**, will call all the home action on [www.NECFrontRow.com](http://www.NECFrontRow.com). Farabaugh, a former SID at the University and a current professor in the Communications Department, enters his fourth season calling the action for Saint Francis basketball.

He will be joined by **Bernie Jubeck**, who enters his 16th season as the color commentator.



PAT FARABAUGH (LEFT) AND BERNIE JUBECK (RIGHT) WILL SERVE AS THE BROADCASTING TEAM ONCE AGAIN IN 2019-20. CATCH ALL THE ACTION ON NEC FRONTROW.

## Primary Media Outlets

### PRINT

#### Altoona Mirror

**Sports Editor** . . . . . Buck Frank  
**Beat Writer** . . . . . Cory Giger  
**Address** . . . . . PO Box 2008  
Altoona, PA 16603  
**Phone** . . . . . 814.946.7443  
**Email** . . . . . [sports@altoonamirror.com](mailto:sports@altoonamirror.com)

#### Johnstown Tribune-Democrat

**Sports Editor** . . . . . Shawn Curtis  
**Address** . . . . . 425 Locust Street  
Johnstown, PA 15907  
**Phone** . . . . . 814.532.5085  
**Email** . . . . . [scurtis@tribdem.com](mailto:scurtis@tribdem.com)

### TELEVISION

#### WJAC-TV

**Sports Director** . . . . . Ryan Stanko  
**Address** . . . . . 49 Old Hickory Lane  
Johnstown, PA 15905  
**Phone** . . . . . 814.255.7600  
**Email** . . . . . [RStanko@sbgvtv.com](mailto:RStanko@sbgvtv.com)

#### WTAJ-TV

**Sports Director** . . . . . Jack Wascher  
**Address** . . . . . 5000 Sixth Avenue  
Altoona, PA 16602  
**Phone** . . . . . 814.944.1414  
**Email** . . . . . [jwascher@wtajtv.com](mailto:jwascher@wtajtv.com)



# The Last Time...

## SFU

### Scored 100 or more:

113, vs. Bloomsburg (11/27/18)

### Scored 90 or more:

98, at Richmond (11/8/19)

### Scored 80 or more:

98, at Richmond (11/8/19)

### Scored 49 or less:

37, at Virginia Tech (11/24/18)

### Scored 39 or less:

37, at Virginia Tech (11/24/18)

### Shot 60 percent or better:

61.8, vs. Bloomsburg (11/27/18)

### Shot 50 percent or better:

50.8, vs. St. Francis Brooklyn (2/21/19)

### Shot 50 percent or better in each half:

50.0/50.0, vs. CCSU (2/7/19)

### Shot 35 percent or worse:

32.3, at VCU (11/5/19)

### Shot 30 percent or worse:

25.9, at Virginia Tech (11/24/18)

### Made 35 or more field goals:

35, at Richmond (11/8/19)

### Made 25 or more free throws:

25, vs. LIU Brooklyn (3/9/19)

### Attempted 35 or more free throws:

38, at Sacred Heart (3/2/19)

### Shot 50 percent or better from 3-point:

50.0 (14-28), at Richmond (11/8/19)

### Made 10 or more from 3-point:

14, at Richmond (11/8/19)

### Had 50 or more rebounds:

50, vs. Franciscan (12/18/18)

### Had 15 or more offensive rebounds:

15, at Richmond (11/8/19)

### Had 20 or more assists:

26, vs. Bloomsburg (11/27/18)

### Had 15 or more assists:

15, vs. Fairleigh Dickinson (3/12/19)

### Had 10 or more steals:

12, at VCU (11/5/19)

### Had 10 or more blocked shots:

10, vs. LIU Brooklyn (1/22/11)

### Won five or more consecutive games:

8 (1/26/19 - 2/21/19)

### Lost five or more consecutive games:

7 (11/30/16-12/29/16)

### Defeated a power five conference team:

73-68 at Rutgers (12/20/14)

### Played in overtime:

L, 100-98 at Richmond (11/8/19)

### Played in double overtime or later:

L, 84-81 at Central Connecticut (2/28/13)

### Won when trailing at halftime:

79-78 vs. Sacred Heart (1/26/19)

\*\*trailed 42-28 at halftime

### Won when trailing by 10 points or more:

76-73 at Robert Morris (1/31/19)

\*\*trailed by as many as 14 points (4:42 remaining in first half)

## OPPONENT

### Scored 100 or more:

100, at Richmond (11/8/19)

### Scored 90 or more:

100, at Richmond (11/8/19)

### Scored 80 or more:

100, at Richmond (11/8/19)

### Scored 49 or less:

48, vs. American (11/21/15)

### Scored 39 or less:

34, at Bryant (2/11/10)

### Shot 60 percent or better:

63.8, vs. Fairleigh Dickinson (3/12/19)

### Shot 50 percent or better:

51.5, 100, at Richmond (11/8/19)

### Shot 50 percent or better in each half:

63.0/65.0, vs. Fairleigh Dickinson (3/12/19)

### Shot 35 percent or worse:

34.3, vs. Franciscan (12/18/18)

### Shot 30 percent or worse:

26.9, vs. St. Francis Brooklyn (1/5/17)

### Made 35 or more field goals:

35, at Richmond (11/8/19)

### Made 25 or more free throws:

29, at Sacred Heart (3/2/19)

### Attempted 35 or more free throws:

39, at Sacred Heart (3/2/19)

### Shot 50 percent or better from 3-point:

53.8 (7-13), vs. Fairleigh Dickinson (3/12/19)

### Made 10 or more from 3-point:

13, at Richmond (11/8/19)

### Had 50 or more rebounds:

53, at UCLA (11/16/18)

### Had 15 or more offensive rebounds:

15, vs. Wagner (1/24/19)

### Had 20 or more assists:

22, at Richmond (11/8/19)

### Had 15 or more assists:

22, at Richmond (11/8/19)

### Had 10 or more steals:

12, at VCU (11/5/19)

### Had 10 or more blocked shots:

11, at Mount St. Mary's (2/2/19)

## INDIVIDUAL

## SFU

### Scored 30 or more:

31, Jamaal King vs. Mount St. Mary's (1/13/18)

### Scored 25 or more:

27, Jamaal King vs. Bryant (2/9/19)

### Scored 20 or more:

23, Isaiah Blackmon at Richmond (11/8/19)

20, Tyler Stewart/Keith Braxton at Richmond (11/8/19)

### Made 10 or more field goals:

10, Jamaal King vs. Mount St. Mary's (1/3/19)

### Made 10 or more free throws:

10, Isaiah Blackmon at Wagner (2/28/19)

### Made 5 or more from 3-point:

6, Scott Meredith at Richmond (11/8/19)

5, Isaiah Blackmon at Richmond (11/8/19)

### Had 20 or more rebounds:

20, Ronnie Drinnon at Mount St. Mary's (2/13/16)

### Had 15 or more rebounds:

15, Keith Braxton vs. CCSU (2/7/19)

### Had 10 or more rebounds:

11, Keith Braxton at Richmond (11/8/19)

### Had 10 or more assists:

10, Keith Braxton vs. Fairleigh Dickinson (2/1/18)

### Had 5 or more steals:

5, Jamaal King at Robert Morris (1/31/19)

### Had 5 or more blocked shots:

5, Mark Flaggs vs. Bryant (2/9/19)

## OPPONENT

### Scored 30 or more:

35, Tyler Kohl vs. CCSU (2/7/19)

### Scored 25 or more:

27, Nick Sherod at Richmond (11/8/19)

### Scored 20 or more:

27, Nick Sherod at Richmond (11/8/19)

24, Jacob Gilyard at Richmond (11/8/19)

### Made 10 or more field goals:

10, Juwan Morgan at Indiana (3/19/19)

### Made 10 or more free throws:

12, E.J. Anosike at Sacred Heart (3/2/19)

### Made 5 or more from 3-point:

6, Nick Sherod at Richmond (11/8/19)

### Had 15 or more rebounds:

18, Marcus Santos-Silva at VCU (11/5/19)

### Had 10 or more rebounds:

18, Marcus Santos-Silva at VCU (11/5/19)

### Had 10 or more assists:

12, Sa'eed Nelson vs. American (12/4/18)

### Had 5 or more steals:

5, Jacob Gilyard at Richmond (11/8/19)

### 5 or more blocked shots:

9, Nana Opoku at Mount St. Mary's (2/2/19)

# SEASON STATS

<b>RECORD:</b>	<b>OVERALL</b>	<b>HOME</b>	<b>AWAY</b>	<b>NEUTRAL</b>
ALL GAMES	0-2	0-0	0-2	0-0
CONFERENCE	0-0	0-0	0-0	0-0
NON-CONFERENCE	0-2	0-0	0-2	0-0

#	Player	gp-gs	min	avg	Total		3-Point		F-Throw		Rebounds				pts	avg						
					fg-fga	fg%	3fg-fga	3fg%	ft-fa	ft%	off	def	tot	avg			pf	dq	a	to	blk	stl
11	Blackmon, Isaiah	2-2	69	34.5	14-31	.452	6-15	.400	4-5	.800	3	8	11	5.5	7	0	1	5	0	2	38	19.0
13	Braxton, Keith	2-2	78	39.0	11-26	.423	3-9	.333	6-13	.462	7	10	17	8.5	3	0	10	6	0	5	31	15.5
22	Stewart, Tyler	2-1	57	28.5	10-24	.417	3-6	.500	4-4	1.000	4	5	9	4.5	9	1	3	1	2	4	27	13.5
02	Meredith, Scott	2-0	47	23.5	7-13	.538	7-11	.636	0-0	.000	0	5	5	2.5	1	0	0	3	0	0	21	10.5
05	Thompson, Myles	2-2	60	30.0	5-18	.278	1-6	.167	3-6	.500	6	11	17	8.5	5	0	1	3	0	3	14	7.0
30	Kuzavvas, Deivydas	2-1	31	15.5	4-12	.333	0-0	.000	3-6	.500	3	5	8	4.0	6	0	1	1	0	0	11	5.5
42	Flagg, Mark	1-0	12	12.0	1-1	1.000	0-0	.000	2-2	1.000	0	2	2	2.0	2	0	0	0	0	0	4	4.0
01	Dixon-Conover,Ramiir	2-2	40	20.0	3-7	.429	0-1	.000	0-2	.000	1	3	4	2.0	5	0	4	7	0	2	6	3.0
04	Gaskins Jr., Randall	2-0	14	7.0	1-4	.250	0-0	.000	2-2	1.000	0	1	1	0.5	1	0	0	1	0	0	4	2.0
24	Laskey, Bryce	1-0	17	17.0	0-1	.000	0-1	.000	0-0	.000	0	0	0	0.0	0	0	1	0	0	1	0	0.0
Team											6	3	9					3				
Total.....		2	425		56-137	.409	20-49	.408	24-40	.600	30	53	83	41.5	39	1	21	30	2	17	156	78.0
Opponents.....		2	425		62-123	.504	16-42	.381	32-49	.653	17	58	75	37.5	36	-	35	26	10	20	172	86.0

<b>TEAM STATISTICS</b>	<b>SFU</b>	<b>OPP</b>	<b>Date</b>	<b>Opponent</b>	<b>Score</b>	<b>Att.</b>
SCORING	156	172	11/05/19	at VCU	L 58-72	7637
Points per game	78.0	86.0	11/08/19	at Richmond	Lot 98-100	6602
Scoring margin	-8.0	-	* - Conference game			
FIELD GOALS-ATT	56-137	62-123				
Field goal pct	.409	.504				
3 POINT FG-ATT	20-49	16-42				
3-point FG pct	.408	.381				
3-pt FG made per game	10.0	8.0				
FREE THROWS-ATT	24-40	32-49				
Free throw pct	.600	.653				
F-Throws made per game	12.0	16.0				
REBOUNDS	83	75				
Rebounds per game	41.5	37.5				
Rebounding margin	+4.0	-				
ASSISTS	21	35				
Assists per game	10.5	17.5				
TURNOVERS	30	26				
Turnovers per game	15.0	13.0				
Turnover margin	-2.0	-				
Assist/turnover ratio	0.7	1.3				
STEALS	17	20				
Steals per game	8.5	10.0				
BLOCKS	2	10				
Blocks per game	1.0	5.0				
ATTENDANCE	0	14239				
Home games-Avg/Game	0-0	2-7120				
Neutral site-Avg/Game	-	0-0				

<b>Score by Periods</b>	<b>1st</b>	<b>2nd</b>	<b>OT</b>	<b>Totals</b>
Saint Francis	66	82	8	156
Opponents	78	84	10	172

# RESULTS

<b>RECORD:</b>	<b>OVERALL</b>	<b>HOME</b>	<b>AWAY</b>	<b>NEUTRAL</b>
ALL GAMES	0-2	0-0	0-2	0-0
CONFERENCE	0-0	0-0	0-0	0-0
NON-CONFERENCE	0-2	0-0	0-2	0-0

<b>Date</b>	<b>Opponent</b>	<b>Score</b>	<b>Att.</b>	<b>High Points</b>	<b>High Rebounds</b>
11/05/19	at VCU	58-72 L	7637	(15)Blackmon, Isaiah	(8)Thompson, Myles
11/08/19	at Richmond	98-100 Lot	6602	(23)Blackmon, Isaiah	(11)Braxton, Keith

\* - Conference game

<b>Attendance Summary</b>	<b>Games</b>	<b>Attend</b>	<b>Avg/Game</b>
Home	0	0	0
Away	2	14239	7120
Neutral	0	0	0
Total	2	14239	7120

# COMPARISON

Opponent	1st	2nd	Score	Mar	Total FG	FG Pct	3-Pointers	3FG Pct	Free Throws	FT Pct	Rebounds	Assist	T/Over	Block	Steal	Fouls
VCU	22/36	36/36	58-72	(14)	21-65/27-55	.323/.491	6-21/3-13	.286/.231	10-18/15-25	.556/.600	39/42 (3)	9/13	19/18	0/4	12/12	20/18
Richmond	44/42	46/48	98-100	(2)	35-72/35-68	.486/.515	14-28/13-29	.500/.448	14-22/17-24	.636/.708	44/33 +11	12/22	11/8	2/6	5/8	19/18

Note: Game totals are displayed in the format TEAM/OPPONENT for each category

# TEAM GAME-BY-GAME

Opponent	Date	Score		Total		3-Pointers		Free throws		Rebounds				pf	a	t/o	blk	stl	pts	avg
				fg-fga	pct	3fg-fga	pct	ft-fta	pct	off	def	tot	avg							
at VCU	11/05/19	58-72	L	21-65	.323	6-21	.286	10-18	.556	15	24	39	39.0	20	9	19	0	12	58	58.0
at Richmond	11/08/19	98-100	Lot	35-72	.486	14-28	.500	14-22	.636	15	29	44	41.5	19	12	11	2	5	98	78.0
Saint Francis		156		56-137	.409	20-49	.408	24-40	.600	30	53	83	41.5	39	21	30	2	17	156	78.0
Opponents		172		62-123	.504	16-42	.381	32-49	.653	17	58	75	37.5	36	35	26	10	20	172	86.0

Games played: 2  
 Points/game: 78.0  
 FG Pct: 40.9  
 3FG Pct: 40.8  
 FT Pct: 60.0


Rebounds/game: 41.5  
 Assists/game: 10.5  
 Turnovers/game: 15.0  
 Assist/turnover ratio: 0.7  
 Steals/game: 8.5  
 Blocks/game: 1.0

# GAME-BY-GAME LEADERS

Saint Francis Game-by-Game Highs (as of Nov 09, 2019)


All games

Opponent	Date	Score	Points	Rebounds	Assists	Steals	Blocked shots
at VCU	11/05/19	58-72	15-Blackmon, Isaiah	8-Thompson, Myles	3-Dixon-Conover, Ra	4-Braxton, Keith	None
at Richmond	11/08/19	98-100	23-Blackmon, Isaiah	11-Braxton, Keith	8-Braxton, Keith	2-Thompson, Myles	2-Stewart, Tyler



# Justen Anderson

6-2 · FR · G  
Waldorf, Md.  
La Plata



# Ramiir DIXON-CONOVER

6-3 · JR · G  
Newark, N.J.  
South Kent

### SEASON HIGH CAREER HIGH

Points..... 6..... 6  
at VCU (11/5/19)..... Same  
Rebounds..... 4..... 4  
at VCU (11/5/19)..... Same  
Assists..... 3..... 6  
at VCU (11/5/19)..... vs. Bloomsburg (11/27/18)  
Blocks..... N/A..... 1  
..... 2x, last at Wagner (2/28/19)  
Steals..... 2..... 3  
at VCU (11/5/19)..... 2x, last vs. Fairleigh Dickinson (1/5/19)  
Three Pointers..... N/A..... 1  
..... 2x, at Indiana (3/19/19)


### Saint Francis Individual Game-by-Game (as of Nov 09, 2019) All games

#### #01 Dixon-Conover, Ramiir

Opponent	Date	gs	min	Total		3-Pointers		Free throws		Rebounds				pf	a	t/o	blk	stl	pts	avg	
				fg-fga	pct	3fg-fga	pct	ft-fa	pct	off	def	tot	avg								
at VCU	11/05/19	*	32	3-6	.500	0-1	.000	0-2	.000	1	3	4	4.0	2	3	6	0	2	6	6.0	
at Richmond	11/08/19	*	8	0-1	.000	0-0	.000	0-0	.000	0	0	0	2.0	3	1	1	0	0	0	3.0	
Totals			2	40	3-7	.429	0-1	.000	0-2	.000	1	3	4	2.0	5	4	7	0	2	6	3.0

Games played: 2  
Minutes/game: 20.0  
Points/game: 3.0  
FG Pct: 42.9  
3FG Pct: 0.0  
FT Pct: 0.0

Rebounds/game: 2.0  
Assists/game: 2.0  
Turnovers/game: 3.5  
Assist/turnover ratio: 0.6  
Steals/game: 1.0



## Scott MEREDITH

6-2 · SR · G  
Pilot Mountain, N.C.  
Hargrave Military  
Academy

### SEASON HIGH CAREER HIGH

Points..... 18..... 21  
at Richmond (11/8/19).....vs. Bethany (12/18/17)  
Rebounds ..... 3 ..... 4  
at Richmond (11/8/19) .....4x, last at St. Francis Brooklyn  
(2/10/18)  
Assists.....N/A..... 4  
.....vs. Chatham (11/19/16)  
Blocks .....N/A..... 1  
.....at Stony Brook (12/2/17)  
Steals .....N/A..... 2  
.....3x, last at CCSU (12/29/17)  
Three Pointers ..... 6 ..... 7  
at Richmond (11/8/19).....vs. Bethany (12/18/17)

## Saint Francis Individual Game-by-Game (as of Nov 09, 2019) All games

### #02 Meredith, Scott

Opponent	Date	gs	min	Total		3-Pointers		Free throws		Rebounds				pf	a	t/o	blk	stl	pts	avg
				fg-fga	pct	3fg-fga	pct	ft-fga	pct	off	def	tot	avg							
at VCU	11/05/19		13	1-3	.333	1-2	.500	0-0	.000	0	2	2	2.0	0	0	0	0	0	3	3.0
at Richmond	11/08/19		34	6-10	.600	6-9	.667	0-0	.000	0	3	3	2.5	1	0	3	0	0	18	10.5
Totals		0	47	7-13	.538	7-11	.636	0-0	.000	0	5	5	2.5	1	0	3	0	0	21	10.5


Games played: 2  
Minutes/game: 23.5  
Points/game: 10.5  
FG Pct: 53.8  
3FG Pct: 63.6

Rebounds/game: 2.5  
Turnovers/game: 1.5



## Luke RUGGERY

5-11 · FR · G  
Duncansville, Pa.  
Bishop Guilfoyle



# Randall Gaskins, JR

6-3 · SR · G  
Woodbridge, VA  
Bishop O'Connell

## #04 Gaskins Jr., Randall

Opponent	Date	gs	min	Total		3-Pointers		Free throws		Rebounds				pts	avg					
				fg-fga	pct	3fg-fga	pct	ft-fa	pct	off	def	tot	avg							
at VCU	11/05/19		4	1-4	.250	0-0	.000	0-0	.000	0	0	0	0.0	1	0	0	0	2	2.0	
at Richmond	11/08/19		10	0-0	.000	0-0	.000	2-2	1.000	0	1	1	0.5	0	0	1	0	0	2	2.0
Totals		0	14	1-4	.250	0-0	.000	2-2	1.000	0	1	1	0.5	1	0	1	0	0	4	2.0

Games played: 2  
Minutes/game: 7.0  
Points/game: 2.0  
FG Pct: 25.0  
FT Pct: 100.0

Rebounds/game: 0.5  
Turnovers/game: 0.5

### SEASON HIGH CAREER HIGH

Points..... 2 ..... 23  
2x, last at Richmond (11/8/19).....vs. Bloomsburg (11/27/18)  
Rebounds ..... 1 ..... 8  
at Richmond (11/8/19) .....vs. Bethany (12/18/17)  
Assists.....N/A ..... 6  
.....vs. Bloomsburg (11/27/18)  
Blocks .....N/A ..... 1  
.....16x, last vs. Bryant (3/6/19)  
Steals .....N/A ..... 4  
.....5x, last vs. last at Sacred  
Heart (3/2/19)  
Three Pointers .....N/A ..... 2  
.....8x, last vs. Robert Morris  
(2/16/19)



# Myles THOMPSON

6-6 · SO · F  
Camden, N.J.  
Camden

## #05 Thompson, Myles


Opponent	Date	gs	min	Total		3-Pointers		Free throws		Rebounds				pts	avg					
				fg-fga	pct	3fg-fga	pct	ft-fa	pct	off	def	tot	avg							
at VCU	11/05/19	*	29	3-7	.429	1-3	.333	3-5	.600	3	5	8	8.0	4	1	2	0	1	10	10.0
at Richmond	11/08/19	*	31	2-11	.182	0-3	.000	0-1	.000	3	6	9	8.5	1	0	1	0	2	4	7.0
Totals		2	60	5-18	.278	1-6	.167	3-6	.500	6	11	17	8.5	5	1	3	0	3	14	7.0

Games played: 2  
Minutes/game: 30.0  
Points/game: 7.0  
FG Pct: 27.8  
3FG Pct: 16.7  
FT Pct: 50.0

Rebounds/game: 8.5  
Assists/game: 0.5  
Turnovers/game: 1.5  
Assist/turnover ratio: 0.3  
Steals/game: 1.5

### SEASON HIGH CAREER HIGH

Points..... 10 ..... 16  
at VCU (11/5/19).....at Buffalo (11/6/18)  
Rebounds ..... 9 ..... 9  
at Richmond (11/8/19).....Same  
Assists..... 1 ..... 2  
at VCU (11/5/19) .....2x, last at Fairleigh Dickinson  
(2/14/19)  
Blocks .....N/A ..... 2  
.....at LIU Brooklyn (1/10/19)  
Steals ..... 2 ..... 2  
at Richmond (11/8/19).....2x, last at Richmond  
(11/8/19)  
Three Pointers ..... 1 ..... 2  
at VCU (11/5/19) .....4x, last vs. Mount St. Mary's  
(1/3/19)



# Isaiah BLACKMON

6-1 · R-SR · G  
Charlotte, N.C.  
West Charlotte

## #11 Blackmon, Isaiah


Opponent	Date	gs	min	Total		3-Pointers		Free throws		Rebounds				pf	a	t/o	blk	stl	pts	avg	
				fg-fga	pct	3fg-fga	pct	ft-fa	pct	off	def	tot	avg								
at VCU	11/05/19	*	30	5-14	.357	1-5	.200	4-5	.800	2	3	5	5.0	3	1	4	0	1	15	15.0	
at Richmond	11/08/19	*	39	9-17	.529	5-10	.500	0-0	.000	1	5	6	5.5	4	0	1	0	1	23	19.0	
Totals			2	69	14-31	.452	6-15	.400	4-5	.800	3	8	11	5.5	7	1	5	0	2	38	19.0

Games played: 2  
Minutes/game: 34.5  
Points/game: 19.0  
FG Pct: 45.2  
3FG Pct: 40.0  
FT Pct: 80.0

Rebounds/game: 5.5  
Assists/game: 0.5  
Turnovers/game: 2.5  
Assist/turnover ratio: 0.2  
Steals/game: 1.0

### SEASON HIGH CAREER HIGH

Points.....23.....26  
at Richmond (11/8/19).....at Bryant (1/21/19)  
Rebounds ..... 6 ..... 10  
at Richmond (11/8/19).....3x, last at Wagner (2/28/19)  
Assists..... 1 ..... 5  
at VCU (11/5/19).....at FDU (12/29/16)  
Blocks .....N/A ..... 2  
.....2x, last vs. Bryant (2/9/19)  
Steals ..... 1 ..... 4  
2x, last at Richmond (11/8/19).....vs. Lehigh (12/2/15)  
Three Pointers ..... 5 ..... 5  
at Richmond (11/8/19).....9x, last at Richmond  
(11/8/19)



# Keith BRAXTON

6-5 · SR · G  
Glassboro, N.J.  
Delsea

## #13 Braxton, Keith

Opponent	Date	gs	min	Total		3-Pointers		Free throws		Rebounds				pf	a	t/o	blk	stl	pts	avg
				fg-fga	pct	3fg-fga	pct	ft-fa	pct	off	def	tot	avg							
at VCU	11/05/19	*	35	4-15	.267	2-6	.333	1-4	.250	2	4	6	6.0	1	2	4	0	4	11	11.0
at Richmond	11/08/19	*	43	7-11	.636	1-3	.333	5-9	.556	5	6	11	8.5	2	8	2	0	1	20	15.5
Totals			2	78	11-26	.423	3-9	.333	6-13	.462	7	10	17	8.5	3	10	6	5	31	15.5


Games played: 2  
Minutes/game: 39.0  
Points/game: 15.5  
FG Pct: 42.3  
3FG Pct: 33.3  
FT Pct: 46.2

Rebounds/game: 8.5  
Assists/game: 5.0  
Turnovers/game: 3.0  
Assist/turnover ratio: 1.7  
Steals/game: 2.5

### SEASON HIGH CAREER HIGH


Points.....20.....29  
at Richmond (11/8/19).....at Bryant (12/31/17)  
Rebounds ..... 11 ..... 19  
at Richmond (11/8/19).....vs. Stony Brook (12/17/16)  
Assists..... 8 ..... 10  
at Richmond (11/8/19) .....vs. Fairleigh Dickinson  
(2/1/18)  
Blocks .....N/A ..... 3  
.....at LIU Brooklyn (2/8/18)  
Steals ..... 4 ..... 7  
at VCU (11/5/19) .....at CCSU (12/29/17)  
Three Pointers ..... 2 ..... 5  
at VCU (11/5/19).....at Bryant (12/31/17)

**NEC Preseason All-Conference  
2018-19 NEC Player of the Year**



*A.J.*  
**BURCH**

5-9 · FR · G  
Annapolis, Md.  
Severn School



*Precious*  
**IKEDIASHI**

6-8 · R-FR · F  
Hoboken, Pa.  
Hudson Catholic

**SEASON HIGH      CAREER HIGH**

Points.....	N/A	6
	.....vs. Bloomsburg (11/27/18)	
Rebounds .....	N/A	4
	.....vs. Bloomsburg (11/27/18)	
Assists.....	N/A	N/A
Blocks .....	N/A	N/A
Steals .....	N/A	1
	.....vs. Franciscan (12/18/18)	
Three Pointers .....	N/A	N/A



*Dan*  
**HENRY**

5-11 · JR · G  
Hamburg, N.Y.  
Hamburg

**SEASON HIGH      CAREER HIGH**

Points.....N/A ..... 2  
.....2x, last at Indiana (3/19/19)  
Rebounds .....N/A ..... 1  
.....4x, last at Indiana (3/19/19)  
Assists.....N/A .....N/A  
.....  
Blocks .....N/A .....N/A  
.....  
Steals .....N/A ..... 1  
.....at St. Francis Brooklyn  
(2/10/18)  
Three Pointers .....N/A .....N/A  
.....



*Ben*  
**SEIDEL**

6-0 · FR · G  
Johnstown, Pa.  
Bishop McCort



# Tyler STEWART

6-8 · R-SO · G/F  
 Silver Spring, Md.  
 St. Andrew's Episcopal  
 (Binghamton)

## Saint Francis Individual Game-by-Game (as of Nov 09, 2019) All games

### #22 Stewart, Tyler

Opponent	Date	gs	min	Total		3-Pointers		Free throws		Rebounds				pf	a	t/o	blk	stl	pts	avg	
				fg-fga	pct	3fg-fga	pct	ft-fa	pct	off	def	tot	avg								
at VCU	11/05/19		16	3-10	.300	1-3	.333	0-0	.000	2	2	4	4.0	5	0	0	0	3	7	7.0	
at Richmond	11/08/19	*	41	7-14	.500	2-3	.667	4-4	1.000	2	3	5	4.5	4	3	1	2	1	20	13.5	
Totals			1	57	10-24	.417	3-6	.500	4-4	1.000	4	5	9	4.5	9	3	1	2	4	27	13.5

	SEASON HIGH	CAREER HIGH
Points.....	20	20
at Richmond (11/8/19).....	Same	Same
Rebounds.....	5	7
at Richmond (11/8/19).....	vs. Army (12/6/17)	
Assists.....	3	3
at Richmond (11/8/19).....	2x, last at Richmond (11/8/19)	
Blocks.....	2	2
at Richmond (11/8/19).....	3x, last at Richmond (11/8/19)	
Steals.....	3	3
at VCU(11/5/19).....	Same	
Three Pointers.....	2	2
at Richmond (11/8/19).....	5x, last at Richmond (11/8/19)	

Games played: 2  
 Minutes/game: 28.5  
 Points/game: 13.5  
 FG Pct: 41.7  
 3FG Pct: 50.0  
 FT Pct: 100.0

Rebounds/game: 4.5  
 Assists/game: 1.5  
 Turnovers/game: 0.5  
 Assist/turnover ratio: 3.0  
 Steals/game: 2.0  
 Blocks/game: 1.0



# A.J. LABRIOLA

6-2 · SO · G  
 Altoona, Pa.  
 Bishop Guilfoyle

	SEASON HIGH	CAREER HIGH
Points.....	N/A	2
.....	vs. Fairleigh Dickinson (1/5/19)	
Rebounds.....	N/A	1
.....	at Buffalo (11/6/18)	
Assists.....	N/A	1
.....	vs. Bloomsburg (11/27/18)	
Blocks.....	N/A	N/A
Steals.....	N/A	1
.....	at North Carolina (11/19/18)	
Three Pointers.....	N/A	N/A



## Bryce LASKEY

6-4 · R-FR · G  
Uniontown, Pa.  
Laurel Highlands

### SEASON HIGH CAREER HIGH

Points.....N/A.....N/A  
Rebounds.....N/A.....N/A  
Assists..... 1 ..... 1  
at VCU (11/5/19)..... Same  
Blocks.....N/A.....N/A  
Steals..... 1 ..... 1  
at VCU (11/5/19)..... Same  
Three Pointers.....N/A.....N/A

### Saint Francis Individual Game-by-Game (as of Nov 06, 2019) All games

#### #24 Laskey, Bryce

Opponent	Date	gs	min	Total		3-Pointers		Free throws		Rebounds				pf	a	t/o	blk	stl	pts	avg
				fg-fga	pct	3fg-fga	pct	ft-fa	pct	off	def	tot	avg							
at VCU	11/05/19		17	0-1	.000	0-1	.000	0-0	.000	0	0	0	0.0	0	1	0	0	1	0	0.0
<b>Totals</b>		0	17	0-1	.000	0-1	.000	0-0	.000	0	0	0	0.0	0	1	0	0	1	0	0.0

Games played: 1  
Minutes/game: 17.0  
FG Pct: 0.0  
3FG Pct: 0.0

Assists/game: 1.0  
Assist/turnover ratio: 99.9  
Steals/game: 1.0



## Deivydas KUZAVAS

6-10 · SR · F/C  
Kretinga, Lithuania  
St. Mary's Ryken (MD)

### SEASON HIGH CAREER HIGH

Points..... 11 ..... 16  
at Richmond (11/8/19).....vs. American (11/29/17)  
Rebounds..... 6 ..... 11  
at Richmond (11/8/19).....vs. Franciscan (11/21/17)  
Assists..... 1 ..... 3  
at VCU (11/5/19).....at Duquesne (11/16/16)  
Blocks.....N/A..... 3  
.....vs. Lehigh (12/21/17)  
Steals.....N/A..... 1  
.....5x, last at Virginia Tech  
(11/24/18)  
Three Pointers.....N/A.....N/A

### Saint Francis Individual Game-by-Game (as of Nov 09, 2019) All games

#### #30 Kuzavas, Deivydas

Opponent	Date	gs	min	Total		3-Pointers		Free throws		Rebounds				pf	a	t/o	blk	stl	pts	avg
				fg-fga	pct	3fg-fga	pct	ft-fa	pct	off	def	tot	avg							
at VCU	11/05/19	*	12	0-4	.000	0-0	.000	0-0	.000	1	1	2	2.0	2	1	1	0	0	0	0.0
at Richmond	11/08/19		19	4-8	.500	0-0	.000	3-6	.500	2	4	6	4.0	4	0	0	0	0	11	5.5
<b>Totals</b>		1	31	4-12	.333	0-0	.000	3-6	.500	3	5	8	4.0	6	1	1	0	0	11	5.5

Games played: 2  
Minutes/game: 15.5  
Points/game: 5.5  
FG Pct: 33.3  
FT Pct: 50.0

Rebounds/game: 4.0  
Assists/game: 0.5  
Turnovers/game: 0.5  
Assist/turnover ratio: 1.0



*Brad*  
**McCABE**


6-6 · FR · G/F  
Manasquan, N.J.  
Manasquan

---



*Josh*  
**COHEN**

6-10 · FR · F  
Lincroft, N.J.  
Christian Brothers  
Academy



# Mark FLAGG

6-9 · JR · F  
Fairless Hills, Pa.  
Pennsbury

## Saint Francis Individual Game-by-Game (as of Nov 06, 2019) All games

### #42 Flagg, Mark

Opponent	Date	gs	min	Total		3-Pointers		Free throws		Rebounds				pf	a	t/o	blk	stl	pts	avg
				fg-fga	pct	3fg-fga	pct	ft-fa	pct	off	def	tot	avg							
at VCU	11/05/19		12	1-1	1.000	0-0	.000	2-2	1.000	0	2	2	2.0	2	0	0	0	0	4	4.0
Totals		0	12	1-1	1.000	0-0	.000	2-2	1.000	0	2	2	2.0	2	0	0	0	0	4	4.0

Games played: 1  
Minutes/game: 12.0  
Points/game: 4.0  
FG Pct: 100.0  
FT Pct: 100.0

Rebounds/game: 2.0

### SEASON HIGH CAREER HIGH

Points..... 4 ..... 20  
at VCU (11/5/19) .....vs. St. Francis Brooklyn  
(2/21/19)  
Rebounds ..... 2 ..... 12  
at VCU (11/5/19) .....at Fairleigh Dickinson  
(2/22/18)  
Assists..... N/A ..... 3  
.....2x, last vs. Franciscan  
(12/18/18)  
Blocks ..... N/A ..... 5  
.....vs. Bryant (2/9/19)  
Steals ..... N/A ..... 3  
.....2x, last at Fairleigh Dickinson  
(2/22/18)  
Three Pointers ..... N/A ..... 1  
.....3x, last at LIU  
Brooklyn(1/10/19)

# 2019-20 BOX SCORES



Game #1 | Nov. 5, 2019  
Saint Francis - 58  
No. 25 VCU - 72  
Steigel Center | Richmond, Va.



Game #2 | Nov. 8, 2019 (OT)  
Saint Francis - 98  
Richmond - 100  
Robins Center | Richmond, Va.

**Official Basketball Box Score -- Game Totals -- Final Statistics**  
**Saint Francis (PA) vs VCU**  
**11/05/19 7:00 pm at**

**Saint Francis (PA) 58 • 0-1,0-0 NEC**

#	Player	Total			3-Ptr			Rebounds			PF	TP	A	TO	Blk	Stl	Min
		FG	FGA	FT	FTA	Off	Def	Total									
05	Thompson, Myles	r	3-7	1-3	3-5	3	5	8	4	10	1	2	0	1	29		
30	Kuzavas, Deivydas	c	0-4	0-0	0-0	1	1	2	2	0	1	1	0	0	12		
01	Dixon-Conover,Ramir	g	3-6	0-1	0-2	1	3	4	2	6	3	6	0	2	32		
11	Blackmon, Isaiah	g	5-14	1-5	4-5	2	3	5	3	15	1	4	0	1	30		
13	Braxton, Keith	g	4-15	2-6	1-4	2	4	6	1	11	2	4	0	4	35		
02	Meredith, Scott	g	1-3	1-2	0-0	0	2	2	0	3	0	0	0	0	13		
04	Gaskins Jr., Randall	g	1-4	0-0	0-0	0	0	0	1	2	0	0	0	0	4		
22	Stewart, Tyler	g	3-10	1-3	0-0	2	2	4	5	7	0	0	0	3	16		
24	Laskey, Bryce	g	0-1	0-1	0-0	0	0	0	0	0	1	0	0	1	17		
42	Flagg, Mark	g	1-1	0-0	2-2	0	2	2	2	4	0	0	0	0	12		
	Team					4	2	6			2						
	Totals		21-65	6-21	10-18	15	24	39	20	58	9	19	0	12	200		

FG % 1st Half: 8-33 24.2% 2nd half: 13-32 40.6% Game: 21-65 32.3% Deadball Rebounds 5  
3FG % 1st Half: 1-10 10.0% 2nd half: 5-11 45.5% Game: 6-21 28.6%  
FT % 1st Half: 5-8 62.5% 2nd half: 5-10 50.0% Game: 10-18 55.6%

**VCU 72 • 1-0,0-0 Atlantic**

#	Player	Total			3-Ptr			Rebounds			PF	TP	A	TO	Blk	Stl	Min
		FG	FGA	FT	FTA	Off	Def	Total									
14	Marcus Santos-Silva	r	8-11	0-0	5-8	5	13	18	4	21	3	3	1	3	30		
23	Issac Vann	r	3-9	0-1	1-2	0	1	1	3	7	1	3	0	1	26		
00	De'Riante Jenkins	g	6-10	0-3	4-5	0	4	4	0	16	2	2	0	3	29		
01	Mike'L Simms	g	0-1	0-1	0-0	0	2	2	1	0	1	1	0	0	25		
02	Marcus Evans	g	5-10	2-3	0-2	0	2	2	3	12	4	5	1	2	27		
04	Corey Douglas	g	2-4	0-0	2-2	2	0	2	3	6	0	0	2	1	14		
05	Nah'Shon Hyland	g	1-3	1-3	1-2	0	1	1	2	4	2	1	0	0	12		
11	Keshawn Curry	g	1-4	0-1	1-2	0	2	2	1	3	0	2	0	2	16		
13	Malik Crowfield	g	0-2	0-1	1-2	0	0	0	1	1	0	0	0	0	5		
20	Hason Ward	g	1-1	0-0	0-0	0	4	4	0	2	0	0	0	0	5		
	Team					3	3	6			1						
	Totals		27-55	3-13	15-25	10	32	42	18	72	13	18	4	12	200		

FG % 1st Half: 15-31 48.4% 2nd half: 12-24 50.0% Game: 27-55 49.1% Deadball Rebounds 4  
3FG % 1st Half: 3-12 25.0% 2nd half: 0-1 0.0% Game: 3-13 23.1%  
FT % 1st Half: 3-9 33.3% 2nd half: 12-16 75.0% Game: 15-25 60.0%

Officials: Dwayne Gladden,Trey Styons,Jerry Heater  
Technical fouls: Saint Francis (PA)-None. VCU-None.  
Attendance: 7637  
2019-20 Men's Basketball. Round: 0. Saint Francis (PA) vs VCU. Played at Veriz

Score by periods	1st	2nd	Total
Saint Francis (PA)	22	36	58
VCU	36	36	72

**Official Basketball Box Score -- Game Totals -- Final Statistics**  
**Saint Francis (PA) vs Richmond**  
**11/08/19 7:00 pm at**

**Saint Francis (PA) 98 • 0-2,0-0 NEC**

#	Player	Total			3-Ptr			Rebounds			PF	TP	A	TO	Blk	Stl	Min
		FG	FGA	FT	FTA	Off	Def	Total									
05	Thompson, Myles	r	2-11	0-3	0-1	3	6	9	1	4	0	1	0	2	31		
01	Dixon-Conover,Ramir	g	0-1	0-0	0-0	0	0	0	3	0	1	1	0	0	8		
11	Blackmon, Isaiah	g	9-17	5-10	0-0	1	5	6	4	23	0	1	0	1	39		
13	Braxton, Keith	g	7-11	1-3	5-9	5	6	11	2	20	8	2	0	1	43		
22	Stewart, Tyler	g	7-14	2-3	4-4	2	3	5	4	20	3	1	2	1	41		
02	Meredith, Scott	g	6-10	6-9	0-0	0	3	3	1	18	0	3	0	0	34		
04	Gaskins Jr., Randall	g	0-0	0-0	2-2	0	1	1	0	2	0	1	0	0	10		
30	Kuzavas, Deivydas	g	4-8	0-0	3-6	2	4	6	4	11	0	0	0	0	19		
	Team					2	1	3			1						
	Totals		35-72	14-28	14-22	15	29	44	19	98	12	11	2	5	225		

FG % 1st Half: 16-34 47.1% 2nd half: 16-32 50.0% OT: 3-6 50.0% Game: 35-72 48.6% Deadball Rebounds 3  
3FG % 1st Half: 6-15 40.0% 2nd half: 7-11 63.6% OT: 1-2 50.0% Game: 14-28 50.0%  
FT % 1st Half: 6-6 100.0 2nd half: 7-14 50.0% OT: 1-2 50.0% Game: 14-22 63.6%

**Richmond 100 • 1-0,0-0 Atlantic**

#	Player	Total			3-Ptr			Rebounds			PF	TP	A	TO	Blk	Stl	Min
		FG	FGA	FT	FTA	Off	Def	Total									
04	Nathan Cayo	r	4-7	0-0	1-1	0	3	3	4	9	1	1	1	0	23		
33	Grant Golden	r	6-10	0-1	3-4	0	8	8	2	15	5	1	2	0	32		
00	Jacob Gilyard	g	7-11	2-6	8-11	0	1	1	1	24	8	1	0	5	42		
01	Blake Francis	g	5-14	3-5	1-2	3	1	4	2	14	1	2	0	1	31		
05	Nick Sherod	g	9-17	6-12	3-4	1	7	8	2	27	1	2	0	0	37		
02	Souleymane Koureissi	g	0-0	0-0	0-0	0	1	1	2	0	0	0	0	0	7		
03	Tyler Burton	g	2-3	0-1	0-0	2	2	4	1	4	2	0	3	1	16		
11	Jake Wojcik	g	2-2	2-2	1-2	0	0	0	0	7	1	0	0	1	13		
15	Matt Grace	g	0-0	0-0	0-0	1	1	2	2	0	1	1	0	0	7		
22	Andre Gustavson	g	0-4	0-2	0-0	0	0	0	0	2	0	2	0	0	17		
	Team					0	2	2			0						
	Totals		35-68	13-29	17-24	7	26	33	18	100	22	8	6	8	225		

FG % 1st Half: 14-27 51.9% 2nd half: 17-35 48.6% OT: 4-6 66.7% Game: 35-68 51.5% Deadball Rebounds 4  
3FG % 1st Half: 7-14 50.0% 2nd half: 6-13 46.2% OT: 0-2 0.0% Game: 13-29 44.8%  
FT % 1st Half: 7-10 70.0% 2nd half: 8-10 80.0% OT: 2-4 50.0% Game: 17-24 70.8%

Officials: Landon Brandes,Jeb Hartness,Rick Crawford  
Technical fouls: Saint Francis (PA)-Meredith, Scott. Richmond-TEAM.  
Attendance: 6602  
2019-20 Men's Basketball. Round: 0. Richmond vs Saint Francis (PA). Played at

Score by periods	1st	2nd	OT	Total
Saint Francis (PA)	44	46	8	98
Richmond	42	48	10	100

# SINGLE-GAME RECORDS

## POINTS

- 46 Larry Lewis vs. St. Vincent, .....2/10/69
- 43 Maurice Stokes vs. Dayton (NIT) .....3/17/55
- 42 Jack Phelan vs. Duquesne .....1/14/77
- 42 Sandy Williams vs. Kent State .....12/28/63
- 41 Mike Iuzzolino vs. Robert Morris .....2/16/91
- 41 Bob Nicholls vs. Roanoke .....1/20/75
- 40 Maurice Stokes vs. John Carroll .....2/15/55
- 40 Maurice Stokes vs. Wash. & Jeff. ....2/26/55
- 40 Maurice Stokes vs. St. Vincent
- 40 Lamont Harris vs. LIU Brooklyn .....1/18/86
- 40 Kevin Porter vs. Oral Roberts .....1/15/72
- 39 Maurice Stokes vs. Kings .....2/8/53
- 39 James Mogan vs. Kent. Wesleyan .....1/16/55
- 39 Darshan Luckey at Mount Saint Mary's .....2/21/05

## REBOUNDS

- 39 Maurice Stokes vs. John Carroll .....1/28/55

## ASSISTS

- 19 Pat McGeary vs. Siena .....2/4/75

## BLOCKS



- 8 Josh Nebo at Wagner .....3/4/17
  - 7 Josh Nebo at Robert Morris .....1/12/17
  - 6 Six Times .....1/28/17
- last by Josh Nebo vs. Robert Morris.....

## STEALS

- 8 J. Roberts vs. UNC-Greensboro .....1/2/96
- 7 Greg Jacobs vs. Wagner .....2/16/85
- 7 Terry Holliman vs. Marist .....1/7/92
- 7 Darshan Luckey vs. Howard .....11/19/04
- 7 Keith Braxton at CCSU .....12/29/17

## FIELD GOALS ATTEMPTED

- 39 Kevin Porter vs. Oral Roberts .....1/5/72



**MAURICE STOKES** (no. 26) posted the most rebounds in a single game in school history with 39 against John Carroll on Jan. 28, 1955.

## FIELD GOALS MADE

- 20 Jack Phelan vs. Duquesne .....1/14/77

## FREE THROWS ATTEMPTED

- 26 Jim McClellan vs. St. Anselm's .....1956-57

## FREE THROWS MADE

- 24 Sandy Williams vs. Kent State .....12/28/63

## THREE-POINT FIELD GOALS ATTEMPTED

- 17 Sotiris Aggelou vs. LIU Brooklyn .....1/4/97

## THREE-POINT GOALS MADE

- 9 Andre Wolford vs. Lehigh .....12/21/17
- 9 John Hilvert vs. LIU Brooklyn .....2/25/89
- 9 John Hilvert vs. Monmouth .....2/16/89
- 8 Andre Wolford at Stony Brook .....12/2/17
- 8 Ben Millaud-Meunier vs. Central Conn. ... 2/6/16
- 8 Ben Millaud-Meunier vs. Robert Morris .. 1/30/16
- 8 Rahsaan Benton at Wagner .....1/15/05
- 8 Harkeem Dixon vs. Mount St. Mary's .... 1/21/92
- 7 Scott Meredith .....12/18/17
- 7 Bob Gullickson vs. Monmouth .....1/24/87
- 7 Harkeem Dixon vs. Monmouth .....1/14/87
- 7 Bob Gullickson vs. Fairleigh Dickinson ... 1/8/87

## TEAM RECORDS

### MOST POINTS

- 132 vs. Geneva (132-98) .....2/15/69

### MOST POINTS ALLOWED

- 125 Oral Roberts (104-125) .....1/5/72

### FEWEST POINTS

- 13 vs. Allegheny (13-56) .....1945-46

### FEWEST POINTS ALLOWED

- 34 at Bryant (W, 60-34) .....2/11/2010
- 34 vs. Steubenville (W, 43-34) .....1/17/1974
- 34 vs. Juniata (W, 98-34) .....1948-49
- 34 vs. Salem (W, 39-34) .....1946-47

### LONGEST WINNING STREAK

- 11 Jan. 21, 1951 – Feb. 23, 1951
- 10 1919 – 1920
- 10 1921 – 1922
- 9 1920 – 1921
- 9 February 11, 1952 – Mar. 21, 1952

### THREE-POINT GOALS MADE

- 19 vs. Chatham .....11/19/17
- 19 vs. LIU Brooklyn .....2/25/89

### THREE-POINT GOALS ATTEMPTED

- 36 vs. LIU Brooklyn .....2/7/15
- 36 vs. LIU Brooklyn .....2/25/89

### 3FG PERCENTAGE

- .800 vs. Wagner (8-of-10) .....1/6/94

# INDIVIDUAL SEASON RECORDS

## POINTS

1.	772	Mike Iuzzolino	1990-91
2.	760	Maurice Stokes	1954-55
3.	680	Joe Anderson	1990-91
4.	655	Sandy Williams	1963-64
5.	643	Lamont Harris	1985-86
6.	637	Joe Anderson	1988-89
7.	618	Kevin Porter	1971-72
8.	600	Maurice Stokes	1953-54
9.	605	Darshan Luckey	2002-03
10.	602	Darshan Luckey	2004-05
11.	580	Joe Anderson	1989-90
12.	574	Mike Iuzzolino	1989-90
13.	563	Jamaal King	2017-18
14.	561	Sandy Williams	1962-63
15.	552	Kevin Porter	1970-71

## REBOUNDS

1.	733	Maurice Stokes	1954-55
2.	689	Maurice Stokes	1953-54
3.	495	Larry Lewis	1968-69
4.	443	Larry Lewis	1967-68
5.	397	Maurice Stokes	1952-53
6.	386	Larry Lewis	1966-67
7.	355	Sandy Williams	1963-64
8.	329	Ronnie Drinnon	2015-16
9.	328	Mike Copeland	1969-70
10.	<b>323</b>	<b>Keith Braxton</b>	<b>2018-19</b>
		Wilbur Trosch	1959-60

## FIELD GOALS MADE

1.	302	Maurice Stokes	1954-55
2.	254	Joe Anderson	1988-89
3.	249	Kevin Porter	1971-72
4.	247	Lamont Harris	1985-86
5.	236	Joe Anderson	1990-91
6.	234	Maurice Stokes	1953-54
7.	227	Mike Iuzzolino	1990-91
8.	223	Joe Anderson	1989-90
9.	220	Kevin Porter	1970-71
10.	212	Darshan Luckey	2004-05

## FIELD GOALS ATTEMPTED

1.	707	Maurice Stokes	1954-55
2.	552	Kevin Porter	1971-72
3.	549	Maurice Stokes	1953-54
4.	547	Joe Anderson	1988-89
5.	528	Bill Wanish	1949-50
6.	525	Darshan Luckey	2002-03
	525	Joe Anderson	1990-91
8.	504	Wilbur Trosch	1958-59
9.	502	Norm Van Lier	1968-69
10.	493	Sandy Williams	1963-64

## FG PERCENTAGE (Min. 120 attempts)

1.	71.4 (125-175)	Lou Schmitt	1982-83
2.	67.1 (114-170)	Steveroy Daley	2001-02
3.	61.9 (112-181)	G. DeBerardinis	1963-64
4.	61.36 (162-264)	Scott Eatherton	2011-12
5.	61.35 (181-295)	Larry Lewis	1966-67
6.	59.8 (149-249)	Jason Osborne	2004-05
7.	59.7 (77-121)	Tom Bennetch	1988-89
8.	59.5 (75-126)	Deivydas Kuzavas	2017-18
9.	59.3 (89-150)	Gene DeBerardinis	1962-63
10.	59.0 (184-312)	Clarence Hopson	1971-72

## THREE-POINT FIELD GOALS MADE

1.	103	Mike Iuzzolino	1990-91
2.	97	Andre Wolford	2017-18
3.	93	John Hilvert	1988-89
4.	82	Rob Wooster	1994-95
5.	80	Ben Millaud-Meunier	2015-16
6.	79	Mike Iuzzolino	1989-90
7.	71	Bob Gullickson	1986-87
	71	Harkeem Dixon	1991-92
9.	70	Rahsaan Benton	2005-06
	70	Joe Anderson	1990-91

## THREE-POINT FIELD GOALS ATTEMPTED

1.	203	John Hilvert	1988-89
2.	200	Rahsaan Benton	2005-06
3.	199	Ben Millaud-Meunier	2015-16
4.	197	Sotiris Aggelou	1996-97
5.	196	Andre Wolford	2017-18
6.	195	Mike Iuzzolino	1990-91
7.	194	Harkeem Dixon	1991-92
8.	188	Bob Gullickson	1986-87
9.	179	Umar Shannon	2010-11
10.	176	Georgios Angelou	2016-17

## THREE-POINT PERCENTAGE (Min. 50 made)

1.	52.8 (103-195)	Mike Iuzzolino	1990-91
2.	51.6 (79-153)	Mike Iuzzolino	1989-90
3.	51.0 (51-100)	Marquis Ford	2006-07
4.	50.0 (61-122)	Isaiah Blackmon	2016-17
5.	49.5 (97-196)	Andre Wolford	2017-18
6.	49.1 (57-116)	Dan Swoger	2002-03
7.	47.1 (82-174)	Rob Wooster	1994-95
8.	45.8 (93-203)	John Hilvert	1988-89
9.	43.8 (53-121)	Pete Fox	2000-01
10.	43.5 (64-147)	Rob Wooster	1995-96

## FREE THROWS MADE

1.	233	Sandy Williams	1963-64
2.	215	Mike Iuzzolino	1990-91
3.	167	Eric Taylor	1997-98
4.	157	Darshan Luckey	2002-03
	157	Sandy Williams	1962-63
6.	156	Maurice Stokes	1954-55
7.	155	Devin Sweetney	2009-10
8.	149	Lamont Harris	1985-86
9.	142	Jeff Hamilton	1984-85

## FREE THROWS ATTEMPTED

1.	290	Sandy Williams	1963-64
2.	243	Mike Iuzzolino	1990-91
3.	222	Lamont Harris	1985-86
	222	Eric Taylor	1997-98
5.	218	Maurice Stokes	1954-55
6.	210	Sandy Williams	1962-63
7.	209	Jeff Hamilton	1984-85

## FREE THROW PERCENTAGE (Min. 50 attempts)

1.	91.3 (63-69)	Nick Leasure	1978-79
2.	91.0 (81-89)	Ben Millaud-Meunier	2015-16
3.	88.5 (215-243)	Mike Iuzzolino	1990-91
4.	88.1 (59-67)	Rahsaan Benton	2005-06
5.	87.5 (84-96)	Terrence Martin	1995-96
6.	87.1 (135-155)	Mike Iuzzolino	1989-90
	87.1 (61-70)	Bob Gullickson	1986-87
8.	86.7 (65-75)	Rob Wooster	1994-95
9.	86.6 (84-97)	John Hilvert	1988-89
10.	86.3 (63-73)	Cale Nelson	2006-07

## STEALS


1.	64	Napoleon Lightning	1983-84
2.	58	Bill Hughes	1986-87
3.	57	Jason Roberts	1992-93
4.	55	Joe Anderson	1990-91
5.	54	Napoleon Lightning	1982-83
	54	Jamal Ragland	2000-01
	54	Keith Braxton	2017-18

## ASSISTS

1.	290	Norm Van Lier	1967-68
2.	199	Napoleon Lightning	1982-83
3.	194	Garrett Farha	2004-05
4.	163	Napoleon Lightning	1981-82
5.	153	Kevin Cofield	1987-88
6.	146	Cale Nelson	2008-09
7.	142	Bob Convey	1979-80
8.	139	Napoleon Lightning	1983-84
9.	136	Steve Cloran	1993-94
	136	Bob Convey	1980-81

## BLOCKED SHOTS

1.	89	Josh Nebo	2016-17
2.	70	Melvin Scott	2000-01
3.	56	Josh Nebo	2015-16
4.	43	Jerry Mack	1986-87
5.	38	Will Felder	2010-11
6.	36	Scott Eatherton	2011-12
	36	Jelani Lawrence	2005-06
8.	35	Jerry Mack	1985-86
	35	Emmanuel Adekunle	1997-98
10.	<b>34</b>	<b>Mark Flagg</b>	<b>2018-19</b>
		Earl Brown	2013-14



On Dec. 28, 1963, **SANDY WILLIAMS** scored the third most points in school history (42) while setting the school record for free throws made in a game with 24.

# CAREER RECORDS

## SCORING ..... YEARS ..... Total / Avg.

1. Joe Anderson	1987-91	2,301 / 19.8
2. Maurice Stokes	1951-55	2,282 / 22.4
3. Jeff Hamilton	1981-85	1,810 / 16.5
4. Kevin Porter	1968-72	1,766 / 22.9
5. Darshan Luckey	2002-05	1,699 / 20.2
6. Sandy Williams	1961-64	1,546 / 22.4
<b>7. Keith Braxton</b>	<b>2016-Pres.</b>	<b>1,535/15.4</b>
8. Devin Sweetney	2006-10	1,529 / 14.0
9. Jamaal King	2015-Pres.	1,517/13.2
10. Harkeem Dixon	1987-92	1,458 / 13.8
11. Greg Jacobs	1983-87	1,457 / 13.5
12. Norm Van Lier	1966-69	1,410 / 18.8
13. Earl Brown	2012-15	1,373 / 11.9
14. Frank Puschauer	1953-57	1,371 / 13.7
15. Wilbur Trosch	1957-60	1,361 / 18.6
16. Nick Leasure	1975-79	1,360 / 13.5
17. Mike Iuzzolino	1989-91	1,346 / 22.8
18. Len Murray	1964-68	1,323 / 13.4
19. Larry Lewis	1966-69	1,293 / 17.2
20. John Hilvert	1987-91	1,292 / 11.8
21. Deon George	1990-94	1,288 / 11.6
22. Eric Taylor	1994-98	1,287 / 12.0
23. Charlie Kates	1977-81	1,213 / 11.6
24. Joe Hazinsky	1968-72	1,187 / 15.4
25. Calvin Fowler	1959-62	1,179 / 16.8
26. Clarence Hopson	1971-74	1,148 / 14.9
27. Jim McClellan	1954-58	1,140 / 13.0
28. Terrence Martin	1993-97	1,130 / 13.0
29. Joe Aston	1957-60	1,128 / 15.9
30. John Bodner	1948-52	1,125 / NA

## REBOUNDING ..... YEARS ..... Total

1. *Maurice Stokes	1951-55	1,819
2. Larry Lewis	1966-69	1,324
3. Jim McClellan	1954-58	1,002
4. Eric Taylor	1994-98	967
5. Joe Schoen	1977-81	942
<b>6. Keith Braxton</b>	<b>2016- Pres.</b>	<b>929</b>
7. Wilbur Trosch	1957-60	875
8. Sandy Williams	1961-64	833
9. Joe Aston	1957-60	831
10. Mike Copeland	1968-71	830
11. Ronnie Drinnon	2012-16	804
12. Don Falenski	1955-59	797
13. Earl Brown	2012-15	792
14. Norm Van Lier	1966-69	769
15. Devin Sweetney	2006-10	754
16. F. Puschauer	1953-57	713
17. Jeff Hamilton	1981-85	711
18. Joe Anderson	1987-91	666
19. Charlie Kates	1977-81	665
20. William Saller	1952-56	653

## REBOUNDING AVG..... YEARS ..... Avg.

1. *Maurice Stokes	1951-55	25.3
2. Larry Lewis	1966-69	17.7
3. Sandy Williams	1961-64	12.1
4. Wilbur Trosch	1957-60	12.0
5. Joe Aston	1957-60	11.7
6. Ralph Ledbetter	1974-76	11.6
7. Jim McClellan	1954-58	11.4
Mike Copeland	1968-69	11.4
9. Robert Jones	1958-60	11.0
10. Norm Van Lier	1966-69	10.3

## FIELD GOALS MADE..... YEARS ..... FGM

1. Maurice Stokes	1951-55	882
2. Joe Anderson	1987-91	868
3. Kevin Porter	1968-72	700
4. Jeff Hamilton	1981-85	698
5. Nick Leasure	1975-79	606

## FIELD GOALS ATT..... YEARS ..... Total

1. Joe Anderson	1987-91	1941
2. Maurice Stokes	1951-55	1587
3. Kevin Porter	1968-72	1535
4. Jeff Hamilton	1981-85	1406
5. Darshan Luckey	2002-05	1381
6. Wilbur Trosch	1957-60	1308
7. Nick Leasure	1975-79	1278

## FIELD GOAL % ..... YEARS ..... Pct. (FGM-FGA)

1. Scott Eatherton	2010-12	60.7 (204-336)
2. G. DeBerardinis	1961-64	60.4 (252-417)
3. Lou Schmitt	1980-84	59.9 (363-606)
4. Steveroy Daley	2000-03	58.2 (259-445)
5. Jelani Lawrence	2006-07	57.7 (180-312)
6. Tom Bennetch	1987-91	56.5 (293-519)
7. Jason Osborne	2001-05	54.7 (384-702)
8. Jack Phelan	1973-77	54.4 (411-755)

## THREE-POINT FG MADE ... YEARS ..... Total

1. John Hilvert	1987-91	247
2. Harkeem Dixon	1987-92	231
3. Ben Millaud-Meunier	2012-16	212
4. Rahsaan Benton	2001-06	203
5. @Mike Iuzzolino	1986-88	199
1990-91		199
6. Rob Wooster	1992-96	197
7. Andre Wolford	2015-Pres.	188
8. Jason Roberts	1992-96	183
9. Joe Anderson	1987-91	170

## THREE-POINT FG ATT..... YEARS ..... Total

1. John Hilvert	1987-91	608
2. Harkeem Dixon	1987-92	602
3. Rahsaan Benton	2001-06	566
4. Ben Millaud-Meunier	2012-16	548
5. Jason Roberts	1992-96	481
\$Sotiris Aggelou	1993-95	481
1996-98		481
7. Jamal Ragland	1997-01	478
8. Cale Nelson	2004-09	468
9. Joe Anderson	1987-91	451
10. Rob Wooster	1992-96	448

## THREE-POINT FG% ..... YEARS ..... Pct. (FGM-FGA)

1. @Mike Iuzzolino	1986-88	51.2 (199-389)
1990-91		51.2 (199-389)
2. Rob Wooster	1992-96	44.0 (197-448)
3. Andre Wolford	2015-2018	42.6 (188-441)
<b>4. Isaiah Blackmon</b>	<b>2015-Pres.</b>	<b>42.4 (137-325)</b>
5. John Hilvert	1987-91	40.6 (274-608)
Deon George	1990-93	40.6 (71-175)
7. Georgiouis Angelou	2013-17	40.2 (101-251)
8. Rob Krimmel	1996-00	39.8 (135-339)
9. Grant Surprenant	2005-09	39.0 (141-362)
10. Ben Millaud-Meunier	2012-16	38.7 (212-548)

## FREE THROWS MADE ..... YEARS ..... Total

1. Sandy Williams	1961-64	470
2. Devin Sweetney	2006-10	454
3. Jeff Hamilton	1981-85	414
4. @Mike Iuzzolino	1986-88	402
1990-91		402

5. Joe Anderson	1987-91	395
6. Norm Van Lier	1966-69	376

## FREE THROW ATT..... YEARS ..... Total

1. Jeff Hamilton	1981-85	630
2. Sandy Williams	1961-64	604
3. Devin Sweetney	2006-10	578
4. Jim McClellan	1954-58	546
5. Frank Puschauer	1953-57	541
6. %Maurice Stokes	1951-55	523

## FREE THROW PCT ..... YEARS ..... PCT (FGM-FGA)

1. @Mike Iuzzolino	1986-88	87.8 (402-458)
1990-91		87.8 (402-458)
2. Rob Wooster	1992-96	84.7 (188-222)
3. Ben Millaud-Meunier	2012-16	84.0 (199-237)
4. Pat McGeary	1972-76	82.4 (140-170)
5. Bob Convey	1977-81	81.7 (308-377)
Cale Nelson	2004-09	81.7 (147-180)
7. Rahsaan Benton	2001-06	81.3 (152-187)
8. Walt DeVan	1994-98	80.7 (305-378)
9. Terrence Martin	1994-96	80.4 (230-286)

## ASSISTS ..... YEARS ..... Total

1. Napoleon Lightning	1981-85	589
2. Jamal Ragland	1997-01	488
3. Bob Convey	1977-81	440
Greg Jacobs	1983-87	440
5. Jamaal King	2015- Pres.	386
6. Cale Nelson	2004-09	380
7. Jack Phelan	1973-77	353
<b>8. Keith Braxton</b>	<b>2016-Pres.</b>	<b>342</b>
9. Malik Harmon	2013-18	327
10. Garrett Farha	2004-06	323
Don Graham	1975-79	323

## BLOCKS ..... YEARS ..... Total

1. Josh Nebo	2015-17	144
2. Melvin Scott	1996-01	137
3. Jerry Mack	1985-89	109
4. Earl Brown	2012-15	105
Emmanuel Adekunle	1994-98	105
6. Lou Schmitt	1980-84	77
7. Reggie Lewis	1989-94	74
8. Jason Osborne	2001-05	71
9. Will Felder	2009-11	64
10. Tom Bennetch	1987-91	61

## STEALS..... YEARS ..... Total

1. Napoleon Lightning	1981-85	200
2. Jason Roberts	1992-96	196
3. Greg Jacobs	1983-87	190
4. Joe Anderson	1987-91	182
5. Jamal Ragland	1997-01	163

\* Does not include Maurice Stokes' freshman year because rebounding statistics were not kept until 1952-53.

! Field goal attempts were not kept during 1950-51.

% Free throw attempts were not kept during 1950-51.

& Three-point field goals became official during the 1986-87 season.

# Steals were not officially kept until 1981-82.

@ Mike Iuzzolino spent the 1986-88 seasons at Penn State. He was 17-41 from three-point range and 52-60 from the free throw line during those years.

\$ Sotiris Aggelou spent the 1993-95 seasons at the University of Pittsburgh. He was 48-152 from three-point range during those years.

# TEAM SEASON RECORDS

## TOTAL POINTS

1. 2,676	1990-91	.32 games
2. 2,577	2016-17	.34 games
3. 2,517	2018-19	.33 games
4. 2,450	2017-18	.33 games
5. 2,292	1988-89	.29 games

## POINTS PER GAME

1. 89.1	1967-68	.25 games
2. 87.4	1954-55	.28 games
87.4	1968-69	.24 games
4. 85.9	1971-72	.25 games
5. 84.9	1963-64	.24 games

## MOST FIELD GOALS MADE

1. 943	2016-17	.34 games
1. 942	1954-55	.28 games
2. 909	1971-72	.25 games
3. 901	1990-91	.32 games
4. 896	1967-68	.26 games

## MOST FIELD GOALS ATTEMPTED

1. 2,283	1954-55	(28 games)
2. 2,080	1949-50	(25 games)
3. 2,035	2018-19	(33 games)
4. 2,021	2016-17	(34 games)
5. 1,995	1967-68	(25 games)

## FIELD GOAL PERCENTAGE

1. 49.8 (853-1710)	1974-75
2. 49.8 (829-1664)	1980-81
3. 49.4 (860-1721)	1976-77
4. 49.3 (901-1826)	1990-91
5. 49.0 (780-1593)	1977-78

## FREE THROWS MADE

1. 636	1990-91	.32 games
2. 563	1954-55	.28 games
3. 526	1984-85	.28 games
4. 518	1953-54	.26 games
5. 517	1956-57	.24 games

## FREE THROWS ATTEMPTED

1. 849	1990-91	.32 games
2. 834	1954-55	.28 games
3. 818	1955-56	.24 games
4. 770	1953-54	.26 games
5. 767	1956-57	.24 games

## FREE THROW PERCENTAGE

1. *78.5 (350-446)	1978-79
2. .762 (480-630)	2017-18
3. 75.1 (480-639)	1988-89
4. 74.9 (636-849)	1990-91
5. 73.7 (362-491)	2004-05

\*led NCAA

## THREE-POINT FIELD GOALS MADE

1. 277	2016-17
2. 254	2018-19
3. 250	2017-18
4. 238	1990-91
5. 226	2014-15

## THREE-POINT FIELD GOALS ATTEMPTED

1. 724	2018-19
2. 709	2016-17
3. 688	2013-14
4. 677	2014-15
5. 670	2017-18

## THREE-POINT FIELD GOAL PERCENTAGE

1. 44.6% (238-534)	1990-91
2. 41.5% (192-463)	1988-89
3. 40.6% (223-549)	1989-90

## REBOUNDS

1. 1,759	1954-55	.28 games
2. 1,539	1953-54	.26 games
3. 1,429	1959-60	.23 games
4. 1,411	1968-69	.24 games
5. 1,315	1966-67	.26 games

## REBOUNDS PER GAME

1. 62.8	1954-55	.28 games
2. 62.1	1959-60	.23 games
3. 59.2	1953-54	.26 games
4. 58.8	1968-69	.24 games
5. 57.4	1967-68	.25 games

## FEWEST POINTS SCORED – AVERAGE

1. 37.7	1945-46	.10 games
2. 53.7	1946-47	.19 games
3. 53.8	1947-48	.24 games
4. 60.0	2005-06	.28 games
5. 60.8	2011-12	.29 games

## MOST POINT ALLOWED – AVERAGE

1. 89.4	1963-64	.24 games
2. 87.6	1964-65	.25 games
3. 87.0	1971-72	.25 games

# COACHING RECORDS



**DR. WILLIAM HUGHES** led the Red Flash to nine consecutive winning seasons to start his tenure as head coach. The 1949-50 team (pictured above) went 18-9 before going 19-4 the next season. The 1950-51 team's winning percentage (.826) is still the best in the modern era of SFU basketball.

## ALL-TIME COACHING RECORDS

COACH	W-L-T	PCT.
Rob Krimmel		
Seven seasons (2012-Present)	97-125	.437
Don Friday		
Four Seasons (2008-12)	32-86	.271
Bobby Jones		
Nine Seasons (1999-08)	85-167	.337
Tom McConnell		
Seven Seasons (1992-99)	85-105	.447
Jim Baron		
Five Seasons (1987-92)	74-71	.510
Kevin Porter		
Four Seasons (1983-87)	42-68	.382
Dave Magarity		
Five Seasons (1978-83)	60-76	.441
Pete Lonergan		
Five Seasons (1973-78)	70-61	.534
Dick Conover		
Two Seasons (1971-73)	17-34	.333
John Hiller		
Two Seasons (1969-71)	28-22	.560
John Clark		
Three Seasons (1966-69)	55-20	.733
Dr. William Hughes		
21 Seasons (1945-66)	293-206-1	.587
Max Cook		
One Season (1945-46)	0-3	.000
Rev. T. Burns		
One Season (1942-43)	1-2-1	.333
Francis Salony		
Four Seasons (1938-42)	25-33	.431
Eugene Stringer		
Three Seasons (1926-27, 30-32)	18-26	.409
William Donahue		
Three Seasons (1927-30)	21-21	.500
Emmett Russell		
First Season (1925-26)	21-9	.700
Jim Mahon		
First Season (1924-25)	20-13	.606
John Loughran		
Four Seasons (1920-24)	51-20	.718
Francis McCreesch		
Two Seasons (1918-20)	20-5	.800

SEASON	COACH	W-L-T	PCT	SFU PPG	OPP PPG	NOTES
1905-06	Results Missing	---	---	---	---	
1917-18	Results Missing	---	---	---	---	
1918-19	Francis McCreesch	9-3-0	.750	33.2	23.2	
1919-20	Francis McCreesch	11-2-0	.846	41.7	21.7	
1920-21	John Loughran	14-2-0	.875	29.7	22.7	Best all-time winning percentage
1921-22	John Loughran	13-7-0	.650	35.2	25.7	
1922-23	John Loughran	12-6-0	.667	30.4	26.6	
1923-24	John Loughran	12-5-0	.706	31.9	25.5	
1924-25	Jim Mahon	20-13-0	.606	38.4	23.9	First 20-win season
1925-26	Emmett Russell	21-9-0	.700	31.8	24.0	
1926-27	Eugene Stringer	6-9-0	.406	26.6	25.3	First game in Doyle Hall (3/5/27)
1927-28	William Donahue	5-10-0	.333	29.1	34.6	
1928-29	William Donahue	10-3-0	.769	38.7	25.8	
1929-30	William Donahue	6-8-0	.429	26.6	27.6	
1930-31	Eugene Stringer	5-10-0	.333	31.1	31.2	
1931-32	Eugene Stringer	7-7-0	.500	29.0	26.9	
1932-38	NO VARSITY TEAMS					All sports dropped for six years
1938-39	Francis Salony	6-9-0	.400	33.0	31.9	All sports reinstated
1939-40	Francis Salony	9-8-0	.529	37.5	37.5	
1940-41	Francis Salony	6-8-0	.429	38.8	41.6	
1941-42	Francis Salony	4-8-0	.333	35.8	41.8	
1942-43	Rev. Terrence Burns, T.O.R.	1-2-1	.333	39.0	37.0	All sports stopped due to WWII
1943-45	NO VARSITY TEAMS					
1945-46	Max Cook/Dr. William Hughes	1-8-1	.111	37.7	60.7	Cook leaves after three games
1946-47	Dr. William Hughes	11-8-0	.579	53.7	51.7	Dr. Hughes' first entire season
1947-48	Dr. William Hughes	15-9-0	.625	52.5	50.4	
1948-49	Dr. William Hughes	16-11-0	.593	65.7	61.3	
1949-50	Dr. William Hughes	18-9-0	.667	73.6	62.4	
1950-51	Dr. William Hughes	19-4-0	.826	78.4	65.2	Best modern day winning pct.
1951-52	Dr. William Hughes	23-7-0	.767	74.2	60.5	Maurice Stokes' first season.
1952-53	Dr. William Hughes	13-5-0	.722	81.9	73.0	
1953-54	Dr. William Hughes	22-9-0	.710	82.2	65.2	NIT participant
1954-55	Dr. William Hughes	21-7-0	.750	87.4	74.6	Fourth place NIT
1955-56	Dr. William Hughes	10-14-0	.417	78.2	82.1	
1956-57	Dr. William Hughes	12-12-0	.500	75.5	77.5	
1957-58	Dr. William Hughes	20-5-0	.800	77.7	69.2	NIT participant.
1958-59	Dr. William Hughes	20-5-0	.800	74.1	70.8	
1959-60	Dr. William Hughes	14-9-0	.609	78.5	70.4	
1960-61	Dr. William Hughes	6-19-0	.240	65.8	75.2	
1961-62	Dr. William Hughes	14-8-0	.636	77.4	72.9	
1962-63	Dr. William Hughes	10-13-0	.435	76.9	77.8	
1963-64	Dr. William Hughes	10-14-0	.417	84.9	89.4	Sandy Williams averages 27.3 pts
1964-65	Dr. William Hughes	11-14-0	.400	79.6	87.6	
1965-66	Dr. William Hughes	8-18-0	.308	74.1	83.5	Dr. Hughes last year.

SEASON	COACH	W-L-T	PCT	SFU PPG	OPP PPG	NOTES
1966-67	John Clark	20-6-0	.769	83.9	70.0	
1967-68	John Clark	19-6-0	.760	89.1	77.7	
1968-69	John Clark	16-8-0	.667	87.4	77.8	Larry Lewis scores 46 points in one game
1969-70	John Hiller	13-12-0	.520	74.5	73.5	
1970-71	John Hiller	15-10-0	.600	83.1	79.6	
1971-72	Dick Conover	12-13-0	.480	85.9	87.0	
1972-73	Dick Conover	5-21-0	.192	73.0	84.0	First season in Stokes Center
1973-74	Pete Lonergan	15-11-0	.577	69.8	70.0	
1974-75	Pete Lonergan	11-14-0	.440	77.1	78.2	
1975-76	Pete Lonergan	14-14-0	.500	73.8	74.6	
1976-77	Pete Lonergan	15-11-0	.577	77.8	76.7	
1977-78	Pete Lonergan	15-11-0	.577	71.8	69.5	
1978-79	Dave Magarity	13-13-0	.500	70.5	73.3	
1979-80	Dave Magarity	12-16-0	.429	66.6	69.1	ECAC South Tourney semifinalist
1980-81	Dave Magarity	17-10-0	.630	77.5	75.2	ECAC South Tourney participant
1981-82	Dave Magarity	6-20-0	.231	71.3	81.3	
1982-83	Dave Magarity	12-17-0	.414	71.7	76.2	ECAC Metro Tourney semifinalist
1983-84	Kevin Porter	12-15-0	.444	79.3	80.1	
1984-85	Kevin Porter	9-19-0	.321	76.4	81.7	ECAC Metro Tourney participant
1985-86	Kevin Porter	10-18-0	.357	74.8	82.3	ECAC Metro Tourney participant
1986-87	Kevin Porter	11-16-0	.404	78.3	79.0	ECAC Metro Tourney participant
1987-88	Jim Baron	7-20-0	.259	68.4	76.0	
1988-89	Jim Baron	13-16-0	.448	79.0	81.3	Northeast Conference semifinalist
1989-90	Jim Baron	17-11-0	.610	77.7	77.8	First winning season since 1981
1990-91	Jim Baron	24-8-0	.750	83.6	77.1	School-record 24 wins; First NEC title and NCAA bid
1991-92	Jim Baron	13-16-0	.448	68.6	75.8	
1992-93	Tom McConnell	9-18-0	.333	66.9	71.3	
1993-94	Tom McConnell	13-15-0	.464	75.5	74.5	SFC upsets ranked Xavier, 77-73, at home
1994-95	Tom McConnell	12-16-0	.429	71.6	73.7	
1995-96	Tom McConnell	13-14-0	.481	65.7	71.3	
1996-97	Tom McConnell	12-15-0	.444	69.8	70.9	Eric Taylor leads NEC, finishes sixth nationally in rebounding.
1997-98	Tom McConnell	17-10-0	.630	69.3	66.6	Eric Taylor leads NEC, finishes second nationally in rebounding.
1998-99	Tom McConnell	9-17-0	.346	67.3	71.8	
1999-00	Bobby Jones	10-18-0	.357	64.5	68.0	Bobby Jones' first season.
2000-01	Bobby Jones	9-18-0	.333	67.2	72.5	
2001-02	Bobby Jones	6-21-0	.222	63.0	69.9	
2002-03	Bobby Jones	14-14-0	.500	68.3	69.8	
2003-04	Bobby Jones	13-15-0	.464	66.9	69.9	
2004-05	Bobby Jones	15-13-0	.536	69.5	70.5	Garrett Farha ranks 9th in NCAA assists per game (6.93)
2005-06	Bobby Jones	4-24-0	.143	60.0	70.4	
2006-07	Bobby Jones	8-21-0	.276	67.0	72.3	
2007-08	Bobby Jones	6-23-0	.207	63.7	71.2	Grant Surprenant leads NEC in 3FG% (52.2%)
2008-09	Don Friday	6-23-0	.207	61.6	70.2	Devin Sweetney becomes 38th 1,000-point scorer at SFU
2009-10	Don Friday	11-19-0	.367	62.5	70.1	
2010-11	Don Friday	9-21-0	.300	65.2	72.9	
2011-12	Don Friday	6-23-0	.207	60.8	69.6	
2012-13	Rob Krimmel	5-24-0	.172	62.2	73.0	
2013-14	Rob Krimmel	10-21	.323	61.8	69.4	NEC Semifinals appearance
2014-15	Rob Krimmel	16-16	.500	64.4	64.1	NEC Semifinals; CIT appearance
2015-16	Rob Krimmel	13-17	.433	70.3	72.7	Ben Millaud-Meunier 2nd in NCAA in free throw percentage (91.0%)
2016-17	Rob Krimmel	17-17	.500	75.8	74.5	Appearance in NEC Championship Advanced to 2nd Round of CIT; Keith Braxton ECAC & NEC Rookie of the Year and Josh Nebo the NEC Defensive Player of the Year
2017-18	Rob Krimmel	18-13	.581	79.0	76.0	NEC Quarterfinals; CIT appearance
2018-19	Rob Krimmel	18-15	.545	76.3	76.1	NEC Championship; NIT
2019-20	Rob Krimmel	0-2	.000	78.0	86.0	

## COACHES BY VICTORIES

1.	293	Dr. William "Skip" Hughes, 1945-1966
2.	<b>97</b>	<b>Rob Krimmel, 2012-Present</b>
3.	85	Tom McConnell, 1992-99
	85	Bobby Jones, 1999-2008
5.	74	Jim Baron, 1987-1992
6.	70	Pete Lonergan, 1973-1978
7.	60	Dave Magarity, 1978-1983
8.	55	John Clark, 1966-1969
9.	51	John Loughran, 1920-1924
10.	42	Kevin Porter, 1983-1987
11.	32	Don Friday, 2008-2012
12.	28	John Hiller, 1969-1971
13.	25	Francis Salony, 1938-1942
14.	21	Emmett Russell, 1925-1926
	21	William Donahue, 1927-1930
16.	20	Francis McCreech, 1918-1920
	20	Jim Mahon, 1924-1925
18.	18	Eugene Stringer, 1926-1927; 1930-1932
19.	17	Dick Conover, 1971-1973
20.	1	Rev. T. Burns, 1942-1943
21.	0	Max Cook, 1945-1946

## COACHES BY WINNING PERCENTAGE

1.	.800	Francis McCreech, 1918-1920
2.	.733	John Clark, 1966-1969
3.	.718	John Loughran, 1920-1924
4.	.700	Emmitt Russell, 1925-1926
5.	.606	Jim Mahon, 1924-1926
6.	.587	Dr. William "Skip" Hughes, 1945-1966
7.	.560	John Hiller, 1969-1971
8.	.534	Pete Lonergan, 1973-1978
9.	.510	Jim Baron, 1987-1992
10.	.500	William Donahue, 1927-1930
11.	.447	Tom McConnell, 1992-99
12.	.441	Dave Magarity, 1978-1983
13.	<b>.437</b>	<b>Rob Krimmel, 2012-Present</b>
14.	.431	Francis Salony, 1938-1942
15.	.409	Eugene Stringer, 1926-1927; 1930-1932
16.	.380	Kevin Porter, 1983-1987
17.	.337	Bobby Jones, 1999-2008
18.	.333	Dick Conover, 1971-1973
	.333	Rev. T. Burns, 1942-1943
20.	.271	Don Friday, 2008-2012
21.	.000	Max Cook, 1945-1946

\*Includes wins over Juniata and Canisius and two losses to Duquesne not listed above

# 1,000-POINT SCORERS



Jamaal King became the 40th member of the 1,000-point club on Mar. 14, 2018

## 1 - Joe Anderson - 2,301 Points

Year	G	FGM	FGA	Pct.	FTM	FTA	Pct.	TP	Avg.
1987-88	27	155	380	.408	65	88	.739	404	15.0
1988-89	29	254	547	.464	110	137	.803	637	22.0
1989-90	28	223	489	.456	82	105	.781	580	20.7
1990-91	32	236	525	.450	138	184	.750	680	21.3
<b>Totals</b>	<b>116</b>	<b>886</b>	<b>1941</b>	<b>.447</b>	<b>395</b>	<b>514</b>	<b>.769</b>	<b>2301</b>	<b>19.8</b>

## 2 - Maurice Stokes - 2,282 Points

Year	G	FGM	FGA	Pct.	FTM	FTA	Pct.	TP	Avg.
1951-52	30	176	-	-	153	-	-	505	16.8
1952-53	18	170	331	.514	77	125	.616	417	23.2
1953-54	26	234	549	.426	132	190	.695	600	23.1
1954-55	28	302	707	.427	156	218	.716	760	26.2
<b>Totals</b>	<b>102</b>	<b>882</b>	<b>-</b>	<b>-</b>	<b>518</b>	<b>-</b>	<b>-</b>	<b>2282</b>	<b>22.4</b>

## 3 - Jeff Hamilton - 1,810 Points

Year	G	FGM	FGA	Pct.	FTM	FTA	Pct.	TP	Avg.
1981-82	26	152	281	.541	70	116	.603	374	14.4
1982-83	29	173	364	.475	82	129	.636	428	14.8
1983-84	27	179	356	.503	120	176	.682	478	17.7
1984-85	28	194	405	.479	142	209	.679	530	19.0
<b>Totals</b>	<b>110</b>	<b>698</b>	<b>1406</b>	<b>.496</b>	<b>414</b>	<b>630</b>	<b>.657</b>	<b>1810</b>	<b>16.5</b>

## 4 - Kevin Porter - 1,766 Points

Year	G	FGM	FGA	Pct.	FTM	FTA	Pct.	TP	Avg.
1968-69	5	21	42	.500	12	15	.800	54	10.8
1969-70	23	210	475	.442	122	164	.744	542	23.6
1970-71	24	220	466	.472	112	162	.691	552	23.0
1971-72	25	249	552	.451	120	151	.795	618	24.7
<b>Totals</b>	<b>77</b>	<b>700</b>	<b>1535</b>	<b>.456</b>	<b>366</b>	<b>492</b>	<b>.745</b>	<b>1766</b>	<b>22.9</b>

## 5 - Darshan Luckey - 1,699 Points

Year	G	FGM	FGA	Pct.	FTM	FTA	Pct.	TP	Avg.
2002-03	28	201	525	.383	157	202	.777	605	21.6
2003-04	28	163	408	.400	135	171	.789	492	17.6
2004-05	28	212	448	.473	139	168	.827	602	21.5
<b>Totals</b>	<b>84</b>	<b>576</b>	<b>1381</b>	<b>.417</b>	<b>431</b>	<b>541</b>	<b>.797</b>	<b>1699</b>	<b>20.2</b>

## 6 - Sandy Williams - 1,546 Points

Year	G	FGM	FGA	Pct.	FTM	FTA	Pct.	TP	Avg.
1961-62	22	125	291	.430	80	103	.777	330	15.0
1962-63	23	202	468	.432	157	210	.748	561	24.4
1963-64	24	211	493	.428	233	290	.803	655	27.3
<b>Totals</b>	<b>69</b>	<b>538</b>	<b>1252</b>	<b>.430</b>	<b>470</b>	<b>603</b>	<b>.779</b>	<b>1546</b>	<b>22.4</b>

## 7 - Keith Braxton - 1,535 Points

Year	G	FGM	FGA	Pct.	FTM	FTA	Pct.	TP	Avg.
2016-17	34	164	308	.532	91	119	.765	444	13.1
2017-18	31	180	379	.475	132	166	.795	532	17.2
2018-19	33	182	398	.457	123	160	.769	528	16.0
2019-20	2	11	26	.423	6	13	.462	31	15.5
<b>Totals</b>	<b>100</b>	<b>537</b>	<b>1111</b>	<b>.483</b>	<b>352</b>	<b>458</b>	<b>.769</b>	<b>1535</b>	<b>15.4</b>

## 8 - Devin Sweetney - 1,529 Points

Year	G	FGM	FGA	Pct.	FTM	FTA	Pct.	TP	Avg.
2006-07	29	119	274	.434	121	145	.834	376	13.0
2007-08	29	103	261	.395	83	107	.776	306	10.6
2008-09	23	131	294	.446	95	139	.683	374	16.3
2009-10	28	142	340	.418	155	187	.829	473	16.9
<b>Totals</b>	<b>109-105</b>	<b>495</b>	<b>1169</b>	<b>.423</b>	<b>454</b>	<b>578</b>	<b>.786</b>	<b>1529</b>	<b>14.0</b>

## 9 - Jamaal King - 1,517 Points

Year	G	FGM	FGA	Pct.	FTM	FTA	Pct.	TP	Avg.
2015-16	17	13	37	.351	3	4	.750	35	2.1
2016-17	34	142	359	.396	72	97	.742	407	12.0
2017-18	31	195	412	.473	120	147	.816	563	18.2
2018-19	33	176	403	.437	106	141	.752	512	15.5
<b>Totals</b>	<b>115</b>	<b>526</b>	<b>1211</b>	<b>.434</b>	<b>301</b>	<b>389</b>	<b>.774</b>	<b>1517</b>	<b>13.2</b>

## 10 - Harkeem Dixon - 1,458 Points

Year	G	FGM	FGA	Pct.	FTM	FTA	Pct.	TP	Avg.
1987-88	27	118	310	.381	32	50	.640	323	12.0
1988-89	26	141	309	.456	62	77	.805	410	15.8
1989-90	25	87	225	.387	41	56	.732	254	10.2
1991-92	28	153	368	.416	94	123	.764	471	16.8
<b>Totals</b>	<b>106</b>	<b>499</b>	<b>1212</b>	<b>.412</b>	<b>229</b>	<b>306</b>	<b>.748</b>	<b>1458</b>	<b>13.8</b>

## 11 - Greg Jacobs - 1,457 Points

Year	G	FGM	FGA	Pct.	FTM	FTA	Pct.	TP	Avg.
1983-84	27	114	218	.523	66	94	.702	294	10.9
1984-85	27	112	272	.412	90	115	.783	314	11.6
1985-86	27	147	337	.436	86	107	.804	380	14.1
1986-87	27	164	382	.429	90	116	.778	469	17.4
<b>Totals</b>	<b>108</b>	<b>537</b>	<b>1209</b>	<b>.444</b>	<b>332</b>	<b>432</b>	<b>.769</b>	<b>1457</b>	<b>13.5</b>

## 12 - Norm Van Lier - 1,410 Points

Year	G	FGM	FGA	Pct.	FTM	FTA	Pct.	TP	Avg.
1966-67	26	148	362	.409	139	182	.764	435	16.7
1967-68	25	172	395	.435	127	176	.722	471	18.8
1968-69	24	197	502	.392	110	153	.719	504	21.0
<b>Totals</b>	<b>75</b>	<b>517</b>	<b>1259</b>	<b>.411</b>	<b>376</b>	<b>511</b>	<b>.736</b>	<b>1410</b>	<b>18.8</b>

## 13 - Earl Brown - 1,373 Points

Year	G	FGM	FGA	Pct.	FTM	FTA	Pct.	TP	Avg.
2011-12	26	61	122	.500	34	58	.586	156	6.0
2012-13	26	97	188	.516	68	110	.618	262	10.1
2013-14	31	181	341	.531	82	141	.582	447	14.4
2014-15	32	188	349	.539	115	169	.680	508	15.9
<b>Totals</b>	<b>115</b>	<b>527</b>	<b>1000</b>	<b>.527</b>	<b>299</b>	<b>478</b>	<b>.626</b>	<b>1373</b>	<b>11.9</b>

## 14 - Frank Puschauer - 1,371 Points

Year	G	FGM	FGA	Pct.	FTM	FTA	Pct.	TP	Avg.
1953-54	24	87	203	.429	45	67	.672	219	9.1
1954-55	28	141	306	.461	96	147	.653	378	13.5
1955-56	24	165	360	.458	108	177	.610	438	18.2
1956-57	24	115	287	.401	106	153	.693	336	14.0
<b>Totals</b>	<b>100</b>	<b>508</b>	<b>1156</b>	<b>.439</b>	<b>355</b>	<b>544</b>	<b>.653</b>	<b>1371</b>	<b>13.7</b>

## 15 - Wilbur Trosch - 1,361 Points

Year	G	FGM	FGA	Pct.	FTM	FTA	Pct.	TP	Avg.
1957-58	25	185	403	.459	48	77	.623	418	16.7
1958-59	25	193	504	.383	107	168	.637	493	19.7
1959-60	23	178	401	.444	94	153	.614	450	19.6
<b>Totals</b>	<b>73</b>	<b>556</b>	<b>1308</b>	<b>.425</b>	<b>249</b>	<b>398</b>	<b>.626</b>	<b>1361</b>	<b>18.6</b>

## 16 - Nick Leasure - 1,360 Points

Year	G	FGM	FGA	Pct.	FTM	FTA	Pct.	TP	Avg.
1975-76	23	77	154	.500	21	33	.636	175	7.6
1976-77	26	201	393	.534	34	49	.714	437	16.8
1977-78	26	153	341	.449	29	43	.674	335	12.9
1978-79	26	175	390	.449	63	69	.913	413	15.9
<b>Totals</b>	<b>101</b>	<b>606</b>	<b>1278</b>	<b>.474</b>	<b>148</b>	<b>194</b>	<b>.763</b>	<b>1360</b>	<b>13.5</b>

## 17 - Mike Iuzzolino - 1,346 Points

Year	G	FGM	FGA	Pct.	FTM	FTA	Pct.	TP	Avg.
1989-90	27	180	326	.552	135	155	.871	574	21.3
1990-91	32	227	419	.542	215	243	.885	772	24.1
<b>Totals</b>	<b>59</b>	<b>407</b>	<b>745</b>	<b>.546</b>	<b>350</b>	<b>398</b>	<b>.879</b>	<b>1346</b>	<b>22.8</b>

## 18 - Len Murray - 1,323 Points

Year	G	FGM	FGA	Pct.	FTM	FTA	Pct.	TP	Avg.
1964-65	23	68	147	.463	48	76	.632	184	8.0
1965-66	25	101	193	.523	86	120	.717	288	11.5
1966-67	26	186	338	.550	71	100			

**20 - John Hilvert - 1,292 Points**

Year	G	FGM	FGA	Pct.	FTM	FTA	Pct.	TP	Avg.
1987-88	26	93	223	.417	37	46	.804	271	10.4
1988-89	29	137	313	.438	84	97	.866	451	15.6
1989-90	27	87	210	.414	37	51	.726	264	9.8
1990-91	27	85	192	.443	38	51	.745	254	9.4
<b>Totals</b>	<b>110</b>	<b>427</b>	<b>1025</b>	<b>.417</b>	<b>191</b>	<b>249</b>	<b>.767</b>	<b>1292</b>	<b>11.8</b>

**21 - Dean George - 1,288 Points**

Year	G	FGM	FGA	Pct.	FTM	FTA	Pct.	TP	Avg.
1990-91	28	25	46	.544	24	43	.588	74	2.6
1991-92	28	93	192	.484	81	113	.717	267	9.5
1992-93	27	166	350	.474	127	166	.765	494	18.3
1993-94	28	149	321	.464	119	175	.680	453	16.2
<b>Totals</b>	<b>111</b>	<b>433</b>	<b>909</b>	<b>.476</b>	<b>351</b>	<b>497</b>	<b>.706</b>	<b>1288</b>	<b>11.6</b>

**22 - Eric Taylor - 1,287 Points**

Year	G	FGM	FGA	Pct.	FTM	FTA	Pct.	TP	Avg.
1994-95	27	76	168	.452	60	88	.682	212	7.9
1995-96	26	74	161	.460	61	99	.616	209	8.0
1996-97	27	133	241	.552	127	186	.683	393	14.6
1997-98	27	153	270	.567	167	222	.752	473	17.5
<b>Totals</b>	<b>107</b>	<b>436</b>	<b>840</b>	<b>.519</b>	<b>415</b>	<b>595</b>	<b>.698</b>	<b>1287</b>	<b>12.0</b>

**23 - Charlie Kates - 1,213 Points**

Year	G	FGM	FGA	Pct.	FTM	FTA	Pct.	TP	Avg.
1977-78	26	88	162	.543	31	57	.544	207	8.0
1978-79	25	102	198	.515	69	91	.758	273	10.9
1979-80	28	161	326	.494	81	114	.711	403	14.4
1980-81	26	133	263	.506	64	90	.711	330	13.5
<b>Totals</b>	<b>105</b>	<b>484</b>	<b>949</b>	<b>.510</b>	<b>245</b>	<b>352</b>	<b>.696</b>	<b>1213</b>	<b>11.6</b>

**24 - Joe Hazinsky - 1,187 Points**

Year	G	FGM	FGA	Pct.	FTM	FTA	Pct.	TP	Avg.
1968-69	3	14	20	.700	3	3	1.000	31	10.3
1969-70	24	128	296	.432	37	54	.685	293	12.2
1970-71	25	204	465	.439	43	60	.717	451	18.0
1971-72	25	177	396	.447	58	78	.744	412	16.5
<b>Totals</b>	<b>77</b>	<b>523</b>	<b>1177</b>	<b>.444</b>	<b>141</b>	<b>195</b>	<b>.723</b>	<b>1187</b>	<b>15.4</b>

**25 - Calvin Fowler - 1,179 Points**

Year	G	FGM	FGA	Pct.	FTM	FTA	Pct.	TP	Avg.
1959-60	23	93	219	.425	63	83	.759	249	10.8
1960-61	25	201	418	.481	111	147	.755	513	20.5
1961-62	22	157	301	.522	103	135	.763	417	19.0
<b>Totals</b>	<b>70</b>	<b>451</b>	<b>938</b>	<b>.481</b>	<b>277</b>	<b>365</b>	<b>.759</b>	<b>1179</b>	<b>16.8</b>

**26 - Clarence Hopson - 1,148 Points**

Year	G	FGM	FGA	Pct.	FTM	FTA	Pct.	TP	Avg.
1971-72	25	184	312	.590	36	57	.632	404	16.2
1972-73	26	176	374	.471	42	63	.667	394	15.1
1973-74	26	149	314	.475	52	77	.675	350	13.5
<b>Totals</b>	<b>77</b>	<b>509</b>	<b>1000</b>	<b>.509</b>	<b>130</b>	<b>197</b>	<b>.660</b>	<b>1148</b>	<b>14.9</b>

**27 - Jim McClellan - 1,140 Points**

Year	G	FGM	FGA	Pct.	FTM	FTA	Pct.	TP	Avg.
1954-55	27	92	252	.365	56	84	.667	240	8.8
1955-56	24	118	295	.400	111	171	.649	347	14.4
1956-57	14	84	204	.412	110	166	.663	278	19.8
1957-58	23	96	275	.349	83	125	.664	275	12.0
<b>Totals</b>	<b>88</b>	<b>390</b>	<b>1026</b>	<b>.380</b>	<b>360</b>	<b>546</b>	<b>.659</b>	<b>1140</b>	<b>13.0</b>

**28 - Terrence Martin - 1,130 Points**

Year	G	FGM	FGA	Pct.	FTM	FTA	Pct.	TP	Avg.
1993-94	6	10	36	.278	6	8	.750	26	4.3
1994-95	28	147	308	.477	64	83	.783	369	13.2
1995-96	26	123	286	.430	84	96	.875	345	13.3
1996-97	27	134	322	.416	75	99	.758	390	14.4
<b>Totals</b>	<b>87</b>	<b>414</b>	<b>952</b>	<b>.435</b>	<b>230</b>	<b>286</b>	<b>.804</b>	<b>1130</b>	<b>13.0</b>

**29 - Joe Aston - 1,128 Points**

Year	G	FGM	FGA	Pct.	FTM	FTA	Pct.	TP	Avg.
1957-58	23	121	232	.522	94	134	.701	336	14.6
1958-59	25	159	331	.480	66	114	.579	384	15.3
1959-60	23	160	368	.435	88	144	.611	408	17.7
<b>Totals</b>	<b>71</b>	<b>440</b>	<b>931</b>	<b>.473</b>	<b>248</b>	<b>392</b>	<b>.633</b>	<b>1128</b>	<b>15.9</b>

**30 - John Badner - 1,125 Points**

Year	G	FGM	FGA	Pct.	FTM	FTA	Pct.	TP	Avg.
1948-49	24	72	-	-	37	-	-	181	7.5
1949-50	25	130	295	.441	88	139	.633	348	13.9
1950-51	Statistics Missing								
1951-52	Statistics Missing								
<b>Totals</b>									<b>1,125</b>

**31 - Bill Coyle - 1,097 Points**

Year	G	FGM	FGA	Pct.	FTM	FTA	Pct.	TP	Avg.
1963-64	21	52	130	.400	26	40	.650	130	6.2
1964-65	20	70	154	.455	58	71	.817	198	9.9
1965-66	26	148	378	.392	92	121	.760	388	14.9
1966-67	26	158	340	.465	65	83	.783	381	14.7
<b>Totals</b>	<b>93</b>	<b>428</b>	<b>1002</b>	<b>.427</b>	<b>241</b>	<b>315</b>	<b>.765</b>	<b>1097</b>	<b>11.8</b>

**32 - Rob Wooster - 1,085 Points**

Year	G	FGM	FGA	Pct.	FTM	FTA	Pct.	TP	Avg.
1992-93	23	31	70	.443	7	9	.778	87	3.8
1993-94	28	63	138	.457	52	61	.853	211	7.5
1994-95	28	136	302	.450	65	75	.867	419	15.0
1995-96	27	120	270	.445	64	77	.831	368	13.6
<b>Totals</b>	<b>106</b>	<b>350</b>	<b>780</b>	<b>.449</b>	<b>188</b>	<b>222</b>	<b>.847</b>	<b>1085</b>	<b>10.2</b>

**33 - Isaiah Blackmon - 1,080 Points**

Year	G	FGM	FGA	Pct.	FTM	FTA	Pct.	TP	Avg.
2015-16	19	70	130	.538	32	45	.711	184	9.7
2016-17	31	151	316	.478	61	83	.735	424	13.7
2017-18	3	16	37	.432	8	11	.727	43	14.3
2018-19	32	127	313	.406	77	106	.726	391	12.2
2019-20	2	14	31	.452	4	5	.800	38	19.0
<b>Totals</b>	<b>87</b>	<b>378</b>	<b>827</b>	<b>.457</b>	<b>182</b>	<b>250</b>	<b>.728</b>	<b>1080</b>	<b>12.4</b>

**34 - Joe Schoen - 1,076 Points**

Year	G	FGM	FGA	Pct.	FTM	FTA	Pct.	TP	Avg.
1977-78	24	57	99	.576	18	34	.529	132	5.5
1978-79	26	103	241	.427	42	58	.724	248	9.5
1979-80	25	140	303	.462	52	68	.765	332	13.3
1980-81	27	156	276	.565	52	77	.675	364	13.5
<b>Totals</b>	<b>102</b>	<b>456</b>	<b>919</b>	<b>.496</b>	<b>164</b>	<b>237</b>	<b>.692</b>	<b>1076</b>	<b>10.5</b>

**35 - Bill Wanish - 1,064 Points**

Year	G	FGM	FGA	Pct.	FTM	FTA	Pct.	TP	Avg.
1948-49	25	168	-	-	-	78	-	414	16.5
1949-50	25	178	528	.337	75	127	.591	431	17.2
1950-51	Statistics Missing								
<b>Totals</b>								<b>1064</b>	

**36 - Ed Winters - 1,063 Points**

Year	G	FGM	FGA	Pct.	FTM	FTA	Pct.	TP	Avg.
1959-60	23	130	295	.441	34	61	.557	294	12.8
1960-61	25	185	451	.410	39	63	.619	409	16.5
1961-62	22	162	368	.440	36	58	.621	360	16.4
<b>Totals</b>	<b>70</b>	<b>477</b>	<b>1114</b>	<b>.428</b>	<b>109</b>	<b>182</b>	<b>.599</b>	<b>1063</b>	<b>15.2</b>

**37 - Napoleon Lightning - 1,060 Points**

Year	G	FGM	FGA	Pct.	FTM	FTA	Pct.	TP	Avg.
1981-82	26	95	229	.415	43	72	.597	233	9.0
1982-83	29	93	208	.447	49	69	.710	235	8.1
1983-84	27	119	263	.452	64	96	.667	302	11.2
1984-85	27	115	262	.439	60	114	.526	290	10.7
<b>Totals</b>	<b>109</b>	<b>422</b>	<b>962</b>	<b>.439</b>	<b>216</b>	<b>351</b>	<b>.615</b>	<b>1060</b>	<b>9.7</b>

**38 - Raasaan Benton - 1,045 Points**

Year	G	FGM	FGA	Pct.	FTM	FTA	Pct.	TP	Avg.
2001-02	25	75	220	.341	28	35	.800	216	8.6
2003-04									

**41 - Bob Nichols - 1,017 Points**

Year	G	FGM	FGA	Pct.	FTM	FTA	Pct.	TP	Avg.
1972-73	26	59	156	.378	16	22	.727	134	5.1
1973-74	26	113	236	.479	28	43	.651	254	9.8
1974-75	25	167	319	.524	31	48	.646	365	14.6
1975-76	23	112	219	.511	40	52	.769	264	11.5
<b>Totals</b>	<b>100</b>	<b>451</b>	<b>930</b>	<b>.485</b>	<b>115</b>	<b>165</b>	<b>.697</b>	<b>1017</b>	<b>10.2</b>

**42 - Ed W. Dugan - 1,003 Points**

Year	G	FGM	FGA	Pct.	FTM	FTA	Pct.	TP	Avg.
1950-51	Statistics Missing								
1951-52	Statistics Missing								
1952-53	18	101	219	.461	79	116	.681	281	15.6
1953-54	26	135	290	.466	95	151	.629	365	14.1
<b>Totals</b>								<b>1003</b>	

# SEASON-BY-SEASON LEADERS

## POINTS

1946-47	Bill Maus	.218/11.5
1947-48	Frank Mansfield	.268/11.6
1948-49	Bill Wanish	.414/16.5
1949-50	Bill Wanish	.439/16.9
1950-51	John Bodner	.353/15.3
1951-52	Maurice Stokes	.505/16.8
1952-53	Maurice Stokes	.417/23.2
1953-54	Maurice Stokes	.600/23.1
1954-55	Maurice Stokes	.760/27.1
1955-56	Frank Puschauer	.438/18.2
1956-57	Frank Puschauer	.336/14.0
1957-58	Wilbur Trosch	.407/16.9
1958-59	Wilbur Trosch	.493/19.7
1959-60	Wilbur Trosch	.450/19.6
1960-61	Calvin Fowler	.513/20.5
1961-62	Calvin Fowler	.417/19.0
1962-63	Sandy Williams	.561/24.4
1963-64	Sandy Williams	.655/27.3
1964-65	John Fitzhenry	.354/15.4
1965-66	Sam Harris	.493/18.9
1966-67	Larry Lewis	.456/17.6
1967-68	Norm Van Lier	.471/18.8
1968-69	Norm Van Lier	.504/21.0
1969-70	Kevin Porter	.542/23.6
1970-71	Kevin Porter	.552/23.0
1971-72	Kevin Porter	.618/24.7
1972-73	Clarence Hopson	.394/15.1
1973-74	Clarence Hopson	.350/13.5
1974-75	Bob Nicholls	.365/14.6
1975-76	Jack Phelan	.315/13.1
1976-77	Nick Leasure	.437/16.8
1977-78	Nick Leasure	.335/12.9
1978-79	Nick Leasure	.413/15.9
1979-80	Charlie Kates	.403/14.4
1980-81	Bob Convey	.402/14.9
1981-82	Jeff Hamilton	.374/14.4
1982-83	Jeff Hamilton	.448/14.8
1983-84	Jeff Hamilton	.478/17.7
1984-85	Jeff Hamilton	.530/19.0
1985-86	Lamont Harris	.643/23.0
1986-87	Bill Hughes	.473/17.5
1987-88	Joe Anderson	.404/15.0
1988-89	Joe Anderson	.637/22.0
1989-90	Mike Iuzzolino	.574/21.3
1990-91	Mike Iuzzolino	.772/24.1
1991-92	Harkeem Dixon	.471/16.8
1992-93	Deon George	.494/18.3
1993-94	Deon George	.453/16.2
1994-95	Rob Wooster	.419/15.0
1995-96	Rob Wooster	.368/13.6
1996-97	Eric Taylor	.393/14.6
1997-98	Eric Taylor	.473/17.5
1998-99	Sam Sutton	.337/13.5
1999-00	Tom Fox	.293/10.9
2000-01	Melvin Scott	.338/13.0
2001-02	Reiner Mougol	.355/13.1
2002-03	Darshan Luckey	.605/21.6
2003-04	Darshan Luckey	.492/17.6
2004-05	Darshan Luckey	.602/21.5
2005-06	Rahsaan Benton	.349/12.5
2006-07	Devin Sweetney	.376/13.0
2007-08	Chris Berry	.324/11.2
2008-09	Devin Sweetney	.374/16.3
2009-10	Devin Sweetney	.473/16.9
2010-11	Umar Shannon	.474/15.8
2011-12	Scott Eatherton	.407/14.0
2012-13	Earl Brown	.262/10.1
2013-14	Earl Brown	.447/14.4
2014-15	Earl Brown	.508/15.9
2015-16	Ronnie Drinnon	.398/13.3
2016-17	Keith Braxton	.444/13.1
2017-18	Jamaal King	.563/18.2
2018-19	Keith Braxton	.528/16.0

## REBOUNDS

1952-53	Maurice Stokes	397
1953-54	Maurice Stokes	689
1954-55	Maurice Stokes	733
1955-56	Jim McClellan	313
1956-57	Lemuel Nixon	240
1957-58	Wilbur Trosch	247
1958-59	Wilbur Trosch	305
1959-60	Wilbur Trosch	323
1960-61	Calvin Fowler	213
1961-62	Bob Hall	213
1962-63	Sandy Williams	295
1963-64	Sandy Williams	355
1964-65	Jack Fitzhenry	269
1965-66	Sam Harris	216
1966-67	Larry Lewis	386
1967-68	Larry Lewis	443
1968-69	Larry Lewis	495
1969-70	Mike Copeland	328
1970-71	Mike Copeland	259
1971-72	Allan Spencer	196
1972-73	Clarence Hopson	195
1973-74	Clarence Hopson	157
1974-75	Ralph Ledbetter	305
1975-76	Ralph Ledbetter	207
1976-77	Larry Walker	216
1977-78	Ken Kolakowski	158
1978-79	Joe Schoen	270
1979-80	Joe Schoen	303
1980-81	Joe Schoen	285
1981-82	Tony Washington	176
1982-83	Joe Sharkey	175
1983-84	Jeff Hamilton	195
1984-85	Jeff Hamilton	204
1985-86	Lamont Harris	274
1986-87	Bill Hughes	189
1987-88	Joe Anderson	155
1988-89	Joe Anderson	172
1989-90	Tom Bennetch	152
1990-91	Joe Anderson	200
1991-92	Deon George	123
1992-93	Deon George	171
1993-94	Deon George	175
1994-95	Eric Taylor	171
1995-96	Eric Taylor	169
1996-97	Eric Taylor	306
1997-98	Eric Taylor	321
1998-99	Tom Fox	166
1999-00	Tom Fox	212
2000-01	Melvin Scott	213
2001-02	Reiner Mougol	230
2002-03	Darshan Luckey	144
2003-04	Jason Osborne	186
2004-05	Jason Osborne	175
2005-06	Jelani Lawrence	146
2006-07	Devin Sweetney	222
2007-08	Bassirou Dieng	190
2008-09	Devin Sweetney	181
2009-10	Devin Sweetney	206
2010-11	Will Felder	201
2011-12	Scott Eatherton	203
2012-13	Earl Brown	211
2013-14	Earl Brown	248
2014-15	Earl Brown	255
2015-16	Ronnie Drinnon	329
2016-17	Keith Braxton	293
2017-18	Keith Braxton	296
2018-19	Keith Braxton	323

## ASSISTS

1973-74	Rick Hockenos	.82
1974-75	Pat McGeary	134
1975-76	Pat McGeary	.96
1976-77	Jack Phelan	125
1977-78	Don Graham	.99
1978-79	Don Graham	101
	Bob Convey	101
1979-80	Bob Convey	142
1980-81	Bob Convey	136
1981-82	Napoleon Lightning	163
1982-83	Napoleon Lightning	199
1983-84	Napoleon Lightning	139
1984-85	Greg Jacobs	101
1985-86	Greg Jacobs	126
1986-87	Greg Jacobs	123
1987-88	Kevin Cofield	153
1988-89	Steve Strachan	115
1989-90	Mike Iuzzolino	130
1990-91	Mike Iuzzolino	127
1991-92	Steve Strachan	.67
1992-93	Diallo Nelson	.87
1993-94	Steve Cloran	136
1994-95	Terry Holliman	.87
1995-96	Walt DeVan	.99
1996-97	Walt DeVan	121
1997-98	Jamal Ragland	110
1998-99	Jamal Ragland	126
1999-00	Jamal Ragland	124
2000-01	Jamal Ragland	128
2001-02	Dan Swoger	116
2002-03	Dan Swoger	101
2003-04	Erick Wills	.72
2004-05	Garrett Farha	194
2005-06	Garrett Farha	129
2006-07	Cale Nelson	103
2007-08	Cale Nelson	113
2008-09	Cale Nelson	146
2009-10	Chris Johnson	.87
2010-11	Chris Johnson	132
2011-12	Stephon Whyatt	.75
2012-13	Umar Shannon	.75
2013-14	Malik Harmon	.90
2014-15	Malik Harmon	.85
2015-16	Greg Brown	.92
2016-17	Jamaal King	134
2017-18	Jamaal King	104
2018-19	Jamaal King	134

## STEALS

1980-81	Charlie Kates	.42
1981-82	Tony Washington	.48
1982-83	Napoleon Lightning	.54
1983-84	Napoleon Lightning	.64
1984-85	Greg Jacobs	.49
1985-86	Greg Jacobs	.43
1986-87	Bill Hughes	.58
1987-88	Kevin Cofield	.34
1988-89	Joe Anderson	.51
1989-90	Joe Anderson	.43
1990-91	Joe Anderson	.55
1991-92	Steve Strachan	.46
1992-93	Jason Roberts	.57
1993-94	Jason Roberts	.52
1994-95	Jason Roberts	.44
1995-96	Jason Roberts	.43
1996-97	Walt DeVan	.26
1997-98	Sotris Aggelou	.32
	Jamal Ragland	.32
1998-99	Sam Sutton	.46
1999-00	Jamal Ragland	.35
2000-01	Jamal Ragland	.54
2001-02	Dan Swoger	.35
2002-03	Erick Wills	.50
2003-04	Erick Wills	.43
2004-05	Darshan Luckey	.39
2005-06	Rahsaan Benton	.37
2006-07	Devin Sweetney	.31
2007-08	Chris Berry	.33
2008-09	Cale Nelson	.35
2009-10	Chris Johnson	.36
2010-11	Chris Johnson	.45
2011-12	Kam Ritter	.40
2012-13	Greg Brown	.29
2013-14	Malik Harmon	.24
2014-15	Ronnie Drinnon	.42
2015-16	Malik Harmon	.26
2016-17	Keith Braxton	.49
2017-18	Keith Braxton	.54
2018-19	Jamaal King	.51

## BLOCKED SHOTS

1980-81	Charlie Kates	.25
1981-82	Lou Schmitt	.13
1982-83	Lou Schmitt	.32
1983-84	Lou Schmitt	.27
1984-85	Napoleon Lightning	.20
1985-86	Jerry Mack	.35
1986-87	Jerry Mack	.43
1987-88	Keith Sayles	.16
1988-89	Joe Vitko	.21
1989-90	Joe Anderson	.17
1990-91	Mike Fink	.21
1991-92	Mike Fink	.21
1992-93	Reggie Lewis	.33
1993-94	Deon George	.22
1994-95	Eric Taylor	.20
1995-96	Emmanuel Adegunle	.30
1996-97	Emmanuel Adegunle	.29
1997-98	Emmanuel Adegunle	.35
1998-99	Melvin Scott	.24
1999-00	John McLean	.20
2000-01	Melvin Scott	.70
2001-02	Steveroy Daley	.14
2002-03	Jason Osborne	.15
2003-04	Jason Osborne	.28
2004-05	Jason Osborne	.28
2005-06	Jelani Lawrence	.36
2006-07	Bassirou Dieng	.28
2007-08	Bassirou Dieng	.29
2008-09	Mislav Jukic	.21
2009-10	Will Felder	.26
2010-11	Chris Johnson	.38
2011-12	Scott Eatherton	.36
2012-13	Earl Brown	.25

2013-14	Earl Brown	.34
2014-15	Earl Brown	.31
2015-16	Josh Nebo	.56
2016-17	Josh Nebo	.89
2017-18	Mark Flagg	.23
2018-19	Mark Flagg	.34

### FIELD GOALS MADE

1946-47	Bill Maus	.90
1947-48	Statistics missing	
1948-49	Bill Wanish	168
1949-50	Bill Wanish	178
1950-51	Statistics missing	
1951-52	Statistics missing	
1952-53	Maurice Stokes	170
1953-54	Maurice Stokes	234
1954-55	Statistics missing	
1955-56	Frank Puschauer	165
1956-57	John Novalessi	119
1957-58	Wilbur Trosch	185
1958-59	Wilbur Trosch	193
1959-60	Wilbur Trosch	178
1960-61	Cal Fowler	201
1961-62	Ed Winters	162
1962-63	Sandy Williams	202
1963-64	Sandy Williams	211
1964-65	Jack Fitzhenry	151
1965-66	Sam Harris	205
1966-67	Len Murray	186
1967-68	Bill Snodgrass	181
1968-69	Bill Snodgrass	203
1969-70	Kevin Porter	210
1970-71	Kevin Porter	220
1971-72	Kevin Porter	249
1972-73	Clarence Hopson	176
1973-74	Clarence Hopson	149
1974-75	Bob Nichols	167
1975-76	Jack Phelan	128
1976-77	Nick Leasure	201
1977-78	Nick Leasure	153
1978-79	Nick Leasure	175
1979-80	Charlie Kates	161
1980-81	Joe Schoen	156
1981-82	Jeff Hamilton	152
1982-83	Jeff Hamilton	173
1983-84	Jeff Hamilton	179
1984-85	Jeff Hamilton	194
1985-86	Lamont Harris	247
1986-87	Bill Hughes	191
1987-88	Joe Anderson	155
1988-89	Joe Anderson	254
1989-90	Joe Anderson	223
1990-91	Joe Anderson	236
1991-92	Harkeem Dixon	153
1992-93	Deon George	166
1993-94	Chris Temming	185
1994-95	Terrence Martin	147
1995-96	Terrence Martin	123
1996-97	Terrence Martin	134
1997-98	Eric Taylor	153
1998-99	Tom Fox	126
1999-00	Tom Fox	120
2000-01	Melvin Scott	113
2001-02	Reiner Mougol	135
2002-03	Darshan Luckey	201
2003-04	Darshan Luckey	163
2004-05	Darshan Luckey	212
2005-06	Jelani Lawrence	122
2006-07	Devin Sweetney	119
2007-08	Chris Berry	113
2008-09	Devin Sweetney	131
2009-10	Devin Sweetney	142
2010-11	Umar Shannon	146
2011-12	Scott Eatherton	162
2012-13	Earl Brown	.97
2013-14	Earl Brown	181
2014-15	Earl Brown	188
2015-16	Ronnie Drinnon	150

2016-17	Josh Nebo	168
2017-18	Jamaal King	195
2018-19	Keith Braxton	182

### FIELD GOALS ATTEMPTED

1949-50	Bill Wanish	528
1950-51	Statistics missing	
1951-52	Statistics missing	
1952-53	Maurice Stokes	331
1953-54	Maurice Stokes	549
1954-55	Statistics missing	
1955-56	Frank Puschauer	360
1956-57	Lemuel Nixon	299
1957-58	Wilbur Trosch	403
1958-59	Wilbur Trosch	504
1959-60	Wilbur Trosch	401
1960-61	Ed Winters	451
1961-62	Statistics missing	
1962-63	Statistics missing	
1963-64	Sandy Williams	493
1964-65	Jack Fitzhenry	277
1965-66	Sam Harris	449
1966-67	Norm Van Lier	362
1967-68	Bill Snodgrass	426
1968-69	Norm Van Lier	502
1969-70	Kevin Porter	475
1970-71	Kevin Porter	466
1971-72	Kevin Porter	552
1972-73	Clarence Hopson	374
1973-74	Clarence Hopson	314
1974-75	Bob Nichols	319
1975-76	Jack Phelan	248
1976-77	Nick Leasure	393
1977-78	Nick Leasure	341
1978-79	Nick Leasure	390
1979-80	Charlie Kates	326
1980-81	Bob Convey	298
1981-82	Tony Washington	283
1982-83	Jeff Hamilton	364
1983-84	Jeff Hamilton	356
1984-85	Jeff Hamilton	405
1985-86	Lamont Harris	447
1986-87	Greg Jacobs	382
1987-88	Joe Anderson	380
1988-89	Joe Anderson	547
1989-90	Joe Anderson	489
1990-91	Joe Anderson	525
1991-92	Harkeem Dixon	368
1992-93	Deon George	350
1993-94	Chris Temming	361
1994-95	Terrence Martin	308
1995-96	Terrence Martin	286
1996-97	Terrence Martin	322
1997-98	Eric Taylor	270
1998-99	Sam Sutton	290
1999-00	Tom Fox	239
2000-01	Jamal Ragland	285
2001-02	Reiner Mougol	292
2002-03	Darshan Luckey	525
2003-04	Darshan Luckey	408
2004-05	Darshan Luckey	448
2005-06	Rahsaan Benton	315
2006-07	Devin Sweetney	274
2007-08	Cale Nelson	285
2008-09	Devin Sweetney	294
2009-10	Devin Sweetney	340
2010-11	Umar Shannon	356
2011-12	Anthony Ervin	265
2012-13	Umar Shannon	236
2013-14	Earl Brown	341
2014-15	Earl Brown	349
2015-16	Greg Brown	323
2016-17	Jamaal King	359
2017-18	Jamaal King	412
2018-19	Jamaal King	403

### FIELD GOAL PCT. (MIN. 5.0/GAME)

1949-50	John Bodner	130-295 (.441)
1950-51	Statistics missing	
1951-52	Statistics missing	
1952-53	Maurice Stokes	170-331 (.513)
1953-54	Ed Dugan	135-290 (.466)
1954-55	Statistics missing	
1955-56	Walter Milinski	115-247 (.465)
1956-57	Jack O'Malley	91-224 (.458)
1957-58	Joseph Aston	121-232 (.521)
1958-59	Joseph Aston	159-331 (.480)
1959-60	Wilbur Trosch	178-401 (.444)
1960-61	Cal Fowler	201-418 (.418)
1961-62	*Gene Deberardinis	51 (.593)
1962-63	*Gene Deberardinis	81 (.593)
1963-64	Gene Deberardinis	112-181 (.619)
1964-65	Jack Fitzhenry	151-277 (.545)
1965-66	Lenny Murray	101-193 (.523)
1966-67	Larry Lewis	181-295 (.614)
1967-68	Larry Lewis	176-333 (.529)
1968-69	Mike Copeland	126-254 (.486)
1969-70	Kevin Porter	210-475 (.442)
1970-71	Kevin Porter	220-466 (.472)
1971-72	Clarence Hopson	184-312 (.590)
1972-73	Clarence Hopson	176-374 (.470)
1973-74	Rick Hockenos	144-288 (.500)
1974-75	Jack Phelan	95-170 (.553)
1975-76	Ralph Ledbetter	118-216 (.546)
1976-77	Jack Phelan	178-316 (.563)
1977-78	Ken Kolakowski	112-196 (.571)
1978-79	Charlie Kates	102-198 (.515)
1979-80	Charlie Kates	161-326 (.494)
1980-81	Joe Schoen	156-276 (.565)
1981-82	Lou Schmitt	114-195 (.585)
1982-83	Lou Schmitt	125-175 (.714)
1983-84	Lou Schmitt	97-173 (.561)
1984-85	Jeff Hamilton	194-405 (.479)
1985-86	Lamont Harris	247-447 (.553)
1986-87	Bill Hughes	191-350 (.546)
1987-88	Kevin Cofield	81-181 (.448)
1988-89	Joe Anderson	254-547 (.464)
1989-90	Mike Iuzzolino	180-326 (.552)
1990-91	Tom Bennetch	106-183 (.579)
1991-92	Antoine Patterson	137-254 (.539)
1992-93	Chris Temming	148-273 (.542)
1993-94	Chris Temming	185-361 (.513)
1994-95	Terrence Martin	147-308 (.477)
1995-96	Eric Taylor	74-161 (.460)
1996-97	Eric Taylor	133-241 (.552)
1997-98	Eric Taylor	153-270 (.567)
1998-99	Tom Fox	126-263 (.479)
1999-00	Tom Fox	120-239 (.502)
2000-01	Melvin Scott	113-202 (.559)
2001-02	Steveroy Daley	114-170 (.671)
2002-03	Steveroy Daley	79-144 (.549)
2003-04	Jason Osborne	135-258 (.523)
2004-05	Jason Osborne	149-249 (.598)
2005-06	Jelani Lawrence	122-213 (.573)
2006-07	J.R. Enright	100-206 (.485)
2007-08	Bassirou Dieng	105-225 (.467)
2008-09	Mislav Jukic	113-239 (.473)
2009-10	Will Felder	97-215 (.451)
2010-11	Mislav Jukic	71-151 (.470)
2011-12	Scott Eatherton	162-264 (.614)
2012-13	Earl Brown	97-188 (.516)
2013-14	Earl Brown	181-341 (.531)
2014-15	Earl Brown	188-349 (.539)
2015-16	Isaiah Blackmon	70-130 (.538)
2016-17	Josh Nebo	168-297 (.566)
2017-18	Andre Wolford	141-280 (.504)
2018-19	Keith Braxton	182-398 (.457)

\*Shot attempts not provided those seasons

### FREE THROWS MADE

1946-47	Bobby Seitz	.71
1947-48	Statistics missing	
1948-49	Bill Wanish	.78
1949-50	John Bodner	.72
1950-51	Statistics missing	
1951-52	Statistics missing	
1952-53	John Clancy	.91
1953-54	Maurice Stokes	132
1954-55	Statistics missing	
1955-56	Jim McClellan	111
1956-57	Jim McClellan	110
1957-58	Joseph Aston	.94
1958-59	Wilbur Trosch	107
1959-60	Wilbur Trosch	.94
1960-61	Cal Fowler	111
1961-62	Cal Fowler	103
1962-63	Sandy Williams	157
1963-64	Sandy Williams	233
1964-65	Jack Fitzhenry	121
1965-66	Bill Coyle	.92
1966-67	Norm Van Lier	139
1967-68	Norm Van Lier	127
1968-69	Norm Van Lier	110
1969-70	Kevin Porter	139
1970-71	Kevin Porter	122
1971-72	Kevin Porter	120
1972-73	Clarence Hopson/Bob Williams	.42
1973-74	Clarence Hopson	.52
1974-75	Pat McGearry	.39
1975-76	Jack Phelan	.59
1976-77	Pat Sweeney	.61
1977-78	Bob Convey	.62
1978-79	Charlie Kates	.69
1979-80	Bob Convey	.86
1980-81	Bob Convey	.98
1981-82	Jeff Hamilton	.70
1982-83	Joe Sharkey	.91
1983-84	Jeff Hamilton	120
1984-85	Jeff Hamilton	142
1985-86	Lamont Harris	149
1986-87	Bill Hughes/Greg Jacobs	.90
1987-88	Joe Anderson	.65
1988-89	Joe Anderson	110
1989-90	Mike Iuzzolino	135
1990-91	Mike Iuzzolino	215
1991-92	Harkeem Dixon	.94
1992-93	Deon George	127
1993-94	Deon George	119
1994-95	Walt DeVan	.70
1995-96	Terrence Martin	.84
1996-97	Eric Taylor	127
1997-98	Eric Taylor	167
1998-99	Tom Fox	.70
1999-00	John McLean	.70
2000-01	Melvin Scott	112
2001-02	Reiner Mougol	.85
2002-03	Darshan Luckey	157
2003-04	Darshan Luckey	135
2004-05	Darshan Luckey	139
2005-06	Rahsaan Benton	.59
2006-07	Devin Sweetney	121
2007-08	Bassirou Dieng	.97
2008-09	Devin Sweetney	.95
2009-10	Devin Sweetney	155
2010-11	Umar Shannon	114
2011-12	Scott Eatherton	.77
2012-13	Umar Shannon	.69
2013-14	Earl Brown	.82
2014-15	Earl Brown	115
2015-16	Ronnie Drinnon	.84
2016-17	Keith Braxton	.91
2017-18	Keith Braxton	132
2018-19	Keith Braxton	123

# SEASON-BY-SEASON LEADERS

## FREE THROWS ATTEMPTED

1949-50	John Bodner	139
1950-51	Statistics missing	
1951-52	Statistics missing	
1952-53	John Clancy	137
1953-54	Maurice Stokes	190
1954-55	Statistics missing	
1955-56	Frank Puschauer	177
1956-57	Jim McClellan	166
1957-58	Joseph Aston	134
1958-59	Wilbur Trosch	168
1959-60	Wilbur Trosch	153
1960-61	Cal Fowler	147
1961-62	Statistics missing	
1962-63	Statistics missing	
1963-64	Sandy Williams	290
1964-65	Jack Fitzhenry	121
1965-66	Bill Coyle	121
1966-67	Norm Van Lier	182
1967-68	Norm Van Lier	176
1968-69	Larry Lewis	162
1969-70	Kevin Porter	164
1970-71	Kevin Porter	162
1971-72	Kevin Porter	151
1972-73	Clarence Hopson	63
1973-74	Clarence Hopson	77
1974-75	Ralph Leadbetter	54
1975-76	Jack Phelan	83
1976-77	Pat Sweeney	102
1977-78	Bob Convey	76
1978-79	Charlie Kates	91
1979-80	Charlie Kates	114
1980-81	Bob Convey	121
1981-82	Jeff Hamilton	116
1982-83	Jeff Hamilton/Joe Sharkey	129
1983-84	Jeff Hamilton	176
1984-85	Jeff Hamilton	209
1985-86	Lamont Harris	222
1986-87	Bill Hughes	126
1987-88	Joe Anderson	88
1988-89	Joe Anderson	137
1989-90	Mike Iuzzolino	155
1990-91	Mike Iuzzolino	243
1991-92	Harkeem Dixon	123
1992-93	Deon George	166
1993-94	Deon George	175
1994-95	Eric Taylor	88
1995-96	Eric Taylor	99
1996-97	Eric Taylor	186
1997-98	Eric Taylor	222
1998-99	Tom Fox	103
1999-00	John McLean	90
2000-01	Melvin Scott	143
2001-02	Reiner Mougnot	121
2002-03	Darshan Luckey	202
2003-04	Darshan Luckey	171
2004-05	Darshan Luckey	168
2005-06	Jelani Lawrence	92
2006-07	Devin Sweetney	145
2007-08	Bassirou Dieng	144
2008-09	Devin Sweetney	139
2009-10	Devin Sweetney	187
2010-11	Umar Shannon	142
2011-12	Scott Eatherton	105
2012-13	Earl Brown	110
2013-14	Earl Brown	141
2014-15	Earl Brown	169
2015-16	Ronnie Drinnon	143
2016-17	Josh Nebo	121
2017-18	Keith Braxton	166
2018-19	Keith Braxton	160

## FREE THROW PCT. (MIN. 2.5/GAME)

1949-50	George Banchansky	.69-102 (.676)
1950-51	Statistics missing	
1951-52	Statistics missing	
1952-53	Ed Dugan	.79-116 (.681)
1953-54	Eugene Phillips	.76-104 (.731)
1954-55	Statistics missing	
1955-56	Walter Milinski	.61-87 (.701)
1956-57	John Novalessi	.90-106 (.849)
1957-58	Joseph Aston	.94-134 (.701)
1958-59	Robert Jones	.54-83 (.650)
1959-60	Calvin Fowler	.63-83 (.759)
1960-61	Calvin Fowler	.111-147 (.755)
1961-62	Statistics missing	
1962-63	Jerry Friedrich	.69-89 (.775)
1963-64	Sandy Williams	.233-290 (.803)
1964-65	Don Appleman	.68-81 (.838)
1965-66	Bill Coyle	.92-121 (.760)
1966-67	Bill Coyle	.65-83 (.784)
1967-68	Norm Van Lier	.127-176 (.722)
1968-69	Norm Van Lier	.110-153 (.719)
1969-70	Kevin Porter	.122-164 (.744)
1970-71	Kevin Porter	.112-162 (.691)
1971-72	Kevin Porter	.120-151 (.795)
1972-73	Clarence Hopson	.42-63 (.666)
1973-74	Clarence Hopson	.52-77 (.675)
1974-75	Pat McGeary	.39-52 (.750)
1975-76	Jack Phelan	.59-83 (.711)
1976-77	Pat Sweeney	.61-102 (.618)
1977-78	Bob Convey	.62-76 (.816)
1978-79	Nick Leasure	.63-69 (.913)
1979-80	Bob Convey	.86-108 (.797)
1980-81	Bob Convey	.98-121 (.810)
1981-82	Lou Schmitt	.61-90 (.678)
1982-83	Lou Schmitt	.62-86 (.721)
1983-84	Jim Conway	.57-73 (.781)
1984-85	Greg Jacobs	.90-115 (.783)
1985-86	Greg Jacobs	.86-107 (.804)
1986-87	Bob Gullickson	.61-70 (.871)
1987-88	Joe Anderson	.65-88 (.739)
1988-89	John Hilvert	.84-97 (.866)
1989-90	Mike Iuzzolino	.135-155 (.871)
1990-91	Mike Iuzzolino	.215-243 (.885)
1991-92	Harkeem Dixon	.94-123 (.764)
1992-93	Jason Roberts	.62-80 (.775)
1993-94	Steve Cloran	.56-79 (.709)
1994-95	Rob Wooster	.65-75 (.867)
1995-96	Terrence Martin	.84-96 (.875)
1996-97	Walt DeVan	.95-116 (.819)
1997-98	Walt DeVan	.69-83 (.831)
1998-99	Tom Fox	.70-103 (.680)
1999-00	John McLean	.70-90 (.778)
2000-01	Melvin Scott	.112-143 (.783)
2001-02	Dan Swoger	.53-70 (.757)
2002-03	Darshan Luckey	.157-202 (.777)
2003-04	Darshan Luckey	.135-171 (.789)
2004-05	Darshan Luckey	.139-168 (.827)
2005-06	Rahsaan Benton	.59-67 (.881)
2006-07	Cale Nelson	.63-73 (.863)
2007-08	Devin Sweetney	.83-107 (.776)
2008-09	Mislav Jukic	.72-96 (.750)
2009-10	Devin Sweetney	.155-187 (.829)
2010-11	Umar Shannon	.114-142 (.803)
2011-12	Anthony Ervin	.63-80 (.788)
2012-13	Umar Shannon	.69-90 (.767)
2013-14	Malik Harmon	.76-110 (.691)
2014-15	Earl Brown	.115-169 (.680)
2015-16	Ben Millaud-Meunier	.81-89 (.910)
2016-17	Keith Braxton	.91-119 (.765)
2017-18	Jamaal King	.120-147 (.816)
2018-19	Keith Braxton	.123-160 (.769)

## 3FG MADE

1986-87	Bob Gullickson	.71
1987-88	Harkeem Dixon	.55
1988-89	John Hilvert	.93
1989-90	Mike Iuzzolino	.79
1990-91	Mike Iuzzolino	103
1991-92	Harkeem Dixon	.71
1992-93	Jason Roberts	.42
1993-94	Jason Roberts	.43
1994-95	Rob Wooster	.82
1995-96	Rob Wooster	.64
1996-97	Sotiris Aggelou	.68
1997-98	Sotiris Aggelou	.50
1998-99	Rob Krimmel	.48
1999-00	Rob Krimmel	.60
2000-01	Pete Fox	.53
2001-02	Dan Swoger	.44
2002-03	Dan Swoger	.57
2003-04	Erick Wills	.51
2004-05	Rahsaan Benton	.57
2005-06	Rahsaan Benton	.70
2006-07	Marquis Ford	.51
2007-08	Cale Nelson	.57
2008-09	Cale Nelson	.45
2009-10	Cedric Latimer	.44
2010-11	Umar Shannon	.68
2011-12	Ollie Jackson	.39
2012-13	Dominique Major	.49
2013-14	Ben Millaud-Meunier	.56
2014-15	Ollie Jackson	.51
2015-16	Ben Millaud-Meunier	.80
2016-17	Georgios Angelou	.68
2017-18	Andre Wolford	.97
2018-19	Andre Wolford	.63

## 3FG PERCENTAGE (MIN. 1.5/GAME)

1986-87	Bob Gullickson	.71-188 (.378)
1987-88	Harkeem Dixon	.55-146 (.377)
1988-89	John Hilvert	.93-203 (.458)
1989-90	Mike Iuzzolino	.79-153 (.516)
1990-91	Mike Iuzzolino	.103-195 (.528)
1991-92	Harkeem Dixon	.71-194 (.366)
1992-93	Deon George	.35-82 (.427)
1993-94	Jason Roberts	.43-103 (.418)
1994-95	Rob Wooster	.82-174 (.471)
1995-96	Rob Wooster	.64-147 (.435)
1996-97	Terrence Martin	.47-107 (.439)
1997-98	Sotiris Aggelou	.50-132 (.379)
1998-99	Rob Krimmel	.48-120 (.400)
1999-00	Rob Krimmel	.60-138 (.435)
2000-01	Pete Fox	.53-121 (.438)
2001-02	Dan Swoger	.44-133 (.331)
2002-03	Dan Swoger	.57-116 (.491)
2003-04	Erick Wills	.51-130 (.392)
2004-05	Garrett Farha	.35-75 (.467)
2005-06	Rahsaan Benton	.70-200 (.350)
2006-07	Marquis Ford	.51-100 (.510)
2007-08	Grant Surprenant	.35-67 (.522)
2008-09	Grant Surprenant	.38-100 (.380)
2009-10	Umar Shannon	.28-67 (.418)
2010-11	Chris Johnson	.21-50 (.420)
2011-12	Anthony Ervin	.38-101 (.376)
2012-13	Ben Millaud-Meunier	.40-84 (.476)
2013-14	Dom Major	.55-148 (.372)
2014-15	Ollie Jackson	.51-131 (.389)
2015-16	Georgios Angelou	.27-57 (.474)
2016-17	Isaiah Blackmon	.61-122 (.500)
2017-18	Andre Wolford	.97-196 (.495)
2018-19	Isaiah Blackmon	.60-158 (.380)

## 3FG ATTEMPTED

1986-87	Bob Gullickson	188
1987-88	Harkeem Dixon	146
1988-89	John Hilvert	203
1989-90	Mike Iuzzolino	153
1990-91	Mike Iuzzolino	195
1991-92	Harkeem Dixon	194
1992-93	Jason Roberts	116
1993-94	Jason Roberts	103
1994-95	Rob Wooster	174
1995-96	Rob Wooster	147
1996-97	Sotiris Aggelou	197
1997-98	Sotiris Aggelou	132
1998-99	Rob Krimmel	120
1999-00	Jamal Ragland	140
2000-01	Jamal Ragland	155
2001-02	Dan Swoger	133
2002-03	Darshan Luckey	164
2003-04	Erick Wills	130
2004-05	Rahsaan Benton	156
2005-06	Rahsaan Benton	200
2006-07	Cale Nelson	141
2007-08	Cale Nelson	175
2008-09	Cale Nelson	140
2009-10	Cedric Latimer	111
2010-11	Umar Shannon	179
2011-12	Ollie Jackson	118
2012-13	Ollie Jackson	135
2013-14	Ben Millaud-Meunier	161
2014-15	Ollie Jackson/Malik Harmon	131
2015-16	Ben Millaud-Meunier	199
2016-17	Georgios Angelou	176
2017-18	Andre Wolford	196
2018-19	Andre Wolford	175

# DeGOL ARENA RECORDS



## YEAR-BY-YEAR RESULTS

YEAR	W-L	PCT.	NEC	PCT.
1972-73	4-7	.363		
1973-74	11-1	.917		
1974-75	9-3	.750		
1975-76	9-5	.642		
1976-77	11-2	.846		
1977-78	9-3	.750		
1978-79	9-3	.750		
1979-80	9-3	.750		
1980-81	10-2	.833	2-4	.334
1981-82	5-9	.357	2-4	.334
1982-83	10-3	.769	5-1	.833
1983-84	9-4	.682	6-2	.750
1984-85	7-5	.583	4-3	.571
1985-86	8-5	.615	6-2	.750
1986-87	7-6	.538	4-4	.500
1987-88	5-9	.357	2-6	.250
1988-89	10-3	.769	6-2	.750
1989-90	11-2	.850	7-1	.875
1990-91	15-1	.938	8-0	1.000
1991-92	10-5	.667	4-4	.500
1992-93	5-8	.385	4-5	.444
1993-94	9-4	.692	4-3	.571
1994-95	7-7	.500	4-5	.444
1995-96	7-4	.636	4-3	.571
1996-97	7-4	.636	5-4	.556
1997-98	10-5	.667	5-3	.625
1998-99	8-4	.667	6-4	.600
1999-00	7-6	.538	5-4	.556
2000-01	5-7	.417	5-5	.500
2001-02	4-9	.308	3-7	.300
2002-03	9-4	.692	6-3	.667
2003-04	10-1	.909	8-1	.889
2004-05	11-2	.846	8-1	.889
2005-06	3-9	.250	1-8	.111
2006-07	6-9	.400	3-6	.333
2007-08	3-12	.200	2-7	.278
2008-09	4-8	.333	3-7	.300
2009-10	9-5	.643	7-2	.778
2010-11	7-5	.583	5-4	.556
2011-12	5-8	.385	4-5	.444
2012-13	3-10	.231	3-6	.333
2013-14	4-8	.333	4-4	.500
2014-15	10-3	.769	7-2	.778
2015-16	8-6	.571	5-4	.556
2016-17	8-6	.571	5-4	.556
2017-18	11-3	.786	7-2	.778
2018-19	12-4	.750	6-3	.667
<b>TOTALS</b>	<b>370-242</b>	<b>.605</b>	<b>187-145</b>	<b>.563</b>

## TEAM RECORDS

### Most Points Scored

119	vs. Chatham (119-59)	2016-17
113	vs. Bloomsburg (113-59)	2018-19
113	vs. Bethany (113-77)	2017-18
113	vs. Siena (113-99)	1974-75
111	vs. LIU Brooklyn (111-99)	1989-90
108	vs. Roanoke (108-88)	1974-75
104	vs. LIU Brooklyn (104-70)	1986-87
103	vs. Westminster (103-72)	2015-16
103	vs. LIU Brooklyn (103-79)	1993-94
102	vs. Keystone (102-69)	2014-15
102	vs. LIU Brooklyn (102-91)	1991-92
102	vs. Marist (102-94)	1991-92
101	vs. Duquesne (101-107)	1974-75
100	vs. American (100-89)	2017-18
100	vs. Bryant (100-78)	2016-17
100	vs. St. Francis (N.Y.) (100-94)	1978-79

### Fewest Points Scored

43	vs. American (L, 75-43)	2013-14
43	vs. Monmouth (L, 60-43)	2001-02

### Most Points by an Opponent

108	vs. Pittsburgh (69-108)	1986-87
107	vs. Duquesne (101-107)	1974-75
107	vs. Canisius (71-107)	1972-73
107	vs. Creighton (93-107)	1972-73

### Fewest Points by an Opponent

38	vs. Steubenville (44-38)	1972-73
----	--------------------------	---------

### Most Total Points

212	vs. Siena (SFU 113, Siena 99)	1972-73
-----	-------------------------------	---------

### Three-Point Field Goals Made

19	vs. Chatham (119-59)	2017-18
19	vs. LIU Brooklyn (75-81)	1988-89

### Longest Win Streak

11 games, Jan. 21 1951 - Feb. 23 1951

### Longest Losing Streak

9 games, 1981-82

### SFU in One-Point Games (23-15)

Last: SFU 79, Sacred Heart 78 .Jan. 26, 2019

### Largest Margin of Victory

60 vs. Chatham (119-59) . . . . . 2016-17

## INDIVIDUAL RECORDS [SFU ONLY]

### Most Points

42 Jack Phelan vs. Duquesne . . . .Jan. 14, 1977

### Most Field Goals

20 Jack Phelan vs. Duquesne . . . .Jan. 14, 1977

### Most Assists


19 Pat McGeary vs. Siena . . . . . Feb. 4, 1975

### Most Rebounds

25 Earl Brown vs. CCSU . . . . .Jan. 3, 2013

### Three-Point Field Goals

9 Andre Wolford vs. Lehigh . . . . Dec. 21, 2017  
9 John Hilvert vs. Monmouth . . . Feb. 16, 1989



**JACK PHELAN** holds the Saint Francis record with 42 points at DeGol Arena. Phelan was picked in the sixth round of the 1977 NBA Draft by the Golden State Warriors.

# vs. AP RANKED OPPONENTS

Date	H/A	AP Rank	Opponent	W/L	Score
Dec. 7, 1953	Away	5	Duquesne	L	83-58
Jan. 9, 1954	Home	2	Duquesne	L	94-64
March 9, 1954	NIT	3	Duquesne	L	69-63
Dec. 20, 1954	Away	9	Duquesne	L	71-58
Jan. 8, 1955	Home	2	Duquesne	W	82-72
March 17, 1955	NIT	10	Dayton	L	(ot) 79-73
Dec. 13, 1955	Away	6	Duquesne	L	63-48
Dec. 29, 1955	Neutral	12	George Washington	L	69-58
Feb. 4, 1956	Home	7	Temple	L	103-68
Feb. 11, 1956	Away	2	Dayton	L	76-41
Jan. 25, 1959	Away	13	St. Bonaventure	W	92-81
Feb. 11, 1965	Away	4	Providence	L	88-69
Feb. 5, 1966	Home	4	Providence	L	50-48
Jan. 25, 1968	Away	5	St. Bonaventure	L	74-58
Dec. 7, 1968	Home	11	St. Bonaventure	L	91-77
Dec. 9, 1968	Away	17	Western Kentucky	L	70-68
Jan. 15, 1969	Neutral	12	Duquesne	L	79-55
Jan. 28, 1969	Home	9	La Salle	L	107-95
Feb. 26, 1969	Away	10	Duquesne	L	72-63
Dec. 26, 1969	Neutral	6	Tennessee	L	82-59
Dec. 12, 1970	Away	16	Utah State	L	116-84
Feb. 21, 1972	Home	10	Marshall	L	95-80
Jan. 24, 1974	Away	1	Notre Dame	L	78-58
Dec. 13, 1975	Away	8	Notre Dame	L	103-73
Feb. 22, 1978	Away	16	Detroit Mercy	L	121-89
Nov. 24, 1978	Away	14	LSU	L	112-81
Dec. 27, 1978	Away	2	Notre Dame	L	96-43
Jan. 25, 1979	Away	11	Georgetown	L	74-62
Dec. 5, 1979	Away	11	Syracuse	L	93-60
Dec. 30, 1980	Away	10	LSU	L	91-65
Feb. 26, 1981	Away	6	Notre Dame	L	87-71
Dec. 3, 1982	Neutral	2	Georgetown	L	74-40
Dec. 3, 1983	Away	3	Georgetown	L	84-61
Dec. 8, 1984	Neutral	6	Louisville	L	76-63
Dec. 19, 1984	Away	14	North Carolina State	L	82-64
Dec. 3, 1986	Home	12	Pittsburgh	L	108-69
Dec. 2, 1987	Away	4	Pittsburgh	L	88-70
Nov. 30, 1988	Home	18	Villanova	L	70-60
Dec. 30, 1988	Away	3	Syracuse	L	105-63
Dec. 1, 1990	Home	13	Pittsburgh	L	91-85
March 14, 1991	NCAA	8	Arizona	L	93-80
Dec. 30, 1994	Away	13	Florida	L	87-72
Nov. 27, 1995	Away	24	Michigan	L	84-52
Dec. 18, 1995	Away	6	Georgetown	L	88-55
Dec. 19, 2001	Away	20	Wake Forest	L	89-60
Dec. 30, 2001	Away	24	Miami (Fla.)	L	71-48
Nov. 27, 2002	Away	5	Pittsburgh	L	69-46
Nov. 22, 2003	Away	22	Pittsburgh	L	90-69
Dec. 1, 2004	Away	13	Pittsburgh	L	65-41
Dec. 11, 2004	Away	21	George Washington	L	79-65
Nov. 30, 2005	Away	19	George Washington	L	85-68
Nov. 28, 2009	Away	17	Ohio State	L	110-47
Dec. 20, 2011	Away	15	Pittsburgh	L	71-47

Date	H/A	AP Rank	Opponent	W/L	Score
Nov. 25, 2014	Away	7	Texas	L	78-46
Nov. 13, 2015	Away	19	Notre Dame	L	87-56
Dec. 4, 2015	Away	2	Maryland	L	96-55
Nov. 11, 2017	Away	22	Saint Mary's	L	85-68
Nov. 24, 2017	Away	19	Louisville	L	84-72
Dec. 5, 2017	Away	1	Duke	L	124-67
Nov. 16, 2018	Away	20	UCLA	L	95-58
Nov. 19, 2018	Away	7	North Carolina	L	101-76
Nov. 24, 2018	Away	13	Virginia Tech	L	75-37
Nov. 5, 2019	Away	25	VCU	L	72-58

2-58 All-Time vs. AP Top 25

1-28 All-Time vs. AP Top 10

1-15 All-Time vs. AP Top 5

0-1 All-Time vs. AP No. 1



The Red Flash played three ranked opponents in 2017-18, including AP #1 Duke on Dec. 5. It was just its second meeting ever with the No. 1 team in the AP Poll.



# POSTSEASON RESULTS

## NEC TOURNAMENT

Year	Seed	Round	Opponent	W/L	Score	Location
1982			Did Not Qualify			
1983	2*	Quarterfinal	Baltimore	W	75-68	Loretto, Pa.
		Semifinal	Robert Morris	L	106-94	Moon Twp., Pa.
1984			Ineligible			
1985	5	Quarterfinal	Loyola (Md.)	L	84-71	Baltimore, Md.
1986	5	Quarterfinal	Wagner	L	100-83	Moon Twp., Pa.
1987	6	Quarterfinal	Loyola (Md.)	L	77-69	Baltimore, Md.
1988			Did Not Qualify			
1989	6	Quarterfinal	Monmouth	W	95-89	W. Long Branch, N.J.
		Semifinal	Fairleigh Dickinson	L	74-64	Moon Twp., Pa.
1990	4	Quarterfinal	Fairleigh Dickinson	L	65-62	Loretto, Pa.
1991	1	Semifinal	St. Francis Brooklyn	W	96-70	Loretto, Pa.
		Final	Fairleigh Dickinson	W	97-82	Loretto, Pa.
1992	8	Prelim	Mount. St. Mary's	W	85-79	Loretto, Pa.
		Quarterfinal	Robert Morris	L	83-66	Moon Twp., Pa.
1993	7	Prelim	Monmouth	L	91-80	Loretto, Pa.
1994	8	Prelim	LIU Brooklyn	W	103-79	Loretto, Pa.
		Quarterfinal	Rider	L	74-60	Lawrenceville, N.J.
1995	8	Prelim	St. Francis Brooklyn	W	95-76	Loretto, Pa.
		Quarterfinal	Rider	L	63-62	Lawrenceville, N.J.
1996	5	Quarterfinal	Rider	L	84-70	Lawrenceville, N.J.
1997	6	Quarterfinal	Monmouth	L	75-68	W. Long Branch, N.J.
1998	4	Quarterfinal	Mount St. Mary's	L	69-50	New Britain, Conn.
1999			Did Not Qualify			
2000	6	Quarterfinal	Robert Morris	L	72-52	Trenton, N.J.
2001			Did Not Qualify			
2002			Did Not Qualify			
2003	5	Quarterfinal	Quinnipiac	L	75-57	Staten Island, N.Y.
2004	5	Quarterfinal	Robert Morris	L	58-43	Staten Island, N.Y.
2005	5	Quarterfinal	LIU Brooklyn	L	76-67	Brooklyn, N.Y.
2006			Did Not Qualify			
2007			Did Not Qualify			
2008			Did Not Qualify			
2009			Did Not Qualify			
2010	6	Quarterfinal	Mount St. Mary's	L	65-50	Emmitsburg, Md.
2011	8	Quarterfinal	LIU Brooklyn	L	90-75	Brooklyn, N.Y.
2012			Did Not Qualify			
2013			Did Not Qualify			
2014	6	Quarterfinal	Bryant	W	55-54	Smithfield, R.I.
		Semifinal	Robert Morris	L	60-57	Moon Twp., Pa.
2015	5	Quarterfinal	Mount St. Mary's	W	73-58	Emmitsburg, Md.
		Semifinal	St. Francis Brooklyn	L	62-48	Brooklyn, N.Y.
2016	7	Quarterfinal	Fairleigh Dickinson	L	74-72	Teaneck, N.J.
2017	4	Quarterfinal	Bryant	W	100-78	Loretto, Pa.
		Semifinal	Wagner	W	71-70	Staten Island, N.Y.
		Final	Mount St. Mary's	L	71-61	Emmitsburg, Md.
2018	3	Quarterfinal	Fairleigh Dickinson	L	84-75	Loretto, Pa.
2019	1	Quarterfinal	Bryant	W	67-63	Loretto, Pa.
2019	6	Semifinal	LIU Brooklyn	W	72-64	Loretto, Pa.
2019	2	Final	Fairleigh Dickinson	L	85-76	Loretto, Pa.

All-Time Record: 13-25 (home: 9-4; road: 4-15; neutral: 0-6)  
 NEC Semifinals: 7 (3-4); 1983, 1989, 1991, 2014, 2015, 2017, 2019  
 NEC Finals: 3 (1-2); 1991, 2017, 2019  
 Championships: 1; 1991  
 \*1983: SFU was No. 2 seed in South Division

## NCAA TOURNAMENT

Year	Seed	Round	Opponent	W/L	Score	Location
1991	15	First	Arizona	L	93-80	Salt Lake City, Utah

All-Time Record: 0-1 (neutral: 0-1)

## NATIONAL INVITATION TOURNAMENT (NIT)

Year	Seed	Round	Opponent	W/L	Score	Location
1954	---	First	BYU	W	81-68	New York, N.Y.
		Quarterfinal	Duquesne	L	69-63	New York, N.Y.
1955	---	First	Seton Hall	W	89-78	New York, N.Y.
		Quarterfinal	Holy Cross	W	68-64	New York, N.Y.
		Semifinal	Dayton	L (ot)	79-73	New York, N.Y.
		Third Place	Cincinnati	L (ot)	96-91	New York, N.Y.
1958	---	First	Fordham	L	83-59	New York, N.Y.
2019	8	First	Indiana	L	89-72	Bloomington, Ind.

All-Time Record: 3-5 (neutral: 3-4)

NIT Semifinals: 1 (0-1); 1955

## COLLEGEINSIDER.COM POSTSEASON TOURNAMENT (CIT)

Year	Seed	Round	Opponent	W/L	Score	Location
2015	---	First	Bowling Green	L	67-64	Loretto, Pa.
2017	---	First	Jacksonville	W	78-76	Jacksonville, Fla.
2017	---	Second	UMBC	L	92-82	Catonsville, Md.
2018		First	UIC	L	84-61	Chicago, Ill.

All-Time Record: 1-3 (home: 0-1)

## NATIONAL CATHOLIC INVITATIONAL TOURNAMENT (NCIT)

Year	Seed	Round	Opponent	W/L	Score	Location
1949	---	First	Regis	L	66-49	Denver, Colo.
1950	---	First	Loras	L	59-58	Albany, N.Y.
1951	---	First	Mount St. Mary's	L	84-74	Albany, N.Y.
1952	---	First	Loyola (Md.)	W	66-52	Troy, N.Y.
		Quarterfinal	Saint Joseph's	W	65-56	Troy, N.Y.
		Semifinal	Siena	W	54-51	Troy, N.Y.
		Final	Marquette	L	76-64	Troy, N.Y.

All-Time Record: 3-4 (neutral: 3-4)

NCIT Semifinals: 1 (1-0); 1952

NCIT Finals: 1 (0-1); 1952