

# MORGAN STATE

1700 East Cold Spring Lane ■ Baltimore, Md. ■ 21251 ■ 443-885-3831 (P) ■ 443-885-8307 (F) ■ www.MorganStateBears.com

**FB MEDIA SERVICES**  
Leonard Haynes, Director  
Lhaynes004@gmail.com  
Kevin Paige, Asst. Director  
Kevin.Paige@morgan.com

## GAME 5 ■ NORFOLK STATE ■ SEPT. 28, 2013 MORGAN STATE BEARS FOOTBALL GAME NOTES

### 2013 MORGAN SCHEDULE

|            |                              |               |
|------------|------------------------------|---------------|
| A30        | at Army                      | L, 12-28      |
| S7         | at Robert Morris             | L, 14-31      |
| S14        | at Liberty                   | L, 10-38      |
| S21        | at W. Kentucky               | L, 17-58      |
| <b>S28</b> | <b>NORFOLK STATE*</b>        | <b>1 p.m.</b> |
| <b>O5</b>  | <b>FLORIDA A&amp;M* (HC)</b> | <b>1 p.m.</b> |
| O19        | at N.C. Central*             | 2 p.m.        |
| O26        | at Howard*                   | 2 p.m.        |
| <b>N2</b>  | <b>Hampton*</b>              | <b>1 p.m.</b> |
| N14        | at S. C. State*              | 7:30 p.m.     |
| N23        | at Delaware State*           | 2 p.m.        |

\*Mid-Eastern Athletic Conference Game  
BOLD = Home Games

### MORGAN COACHING STAFF

|                                       |                  |
|---------------------------------------|------------------|
| Donald Hill-Eley, 12th Year at MSU..  | Head Coach       |
| Herbert Parham, 12th Year.....        | Asst. HC/DL      |
| Jerry Holmes, 1st Year.....           | DC/LB            |
| Greg Gregory, 1st Year.....           | OC               |
| William "B.T." Sherman, 5th Year..... | WR               |
| Benton "Sport" Harold, 14th Year..... | TE/STC           |
| LeAndre Creamer, 1st Year.....        | DB/STC           |
| Marcus Gladden, 1st Year.....         | OL               |
| Josh Bush, 8th Year.....              | Strength & Cond. |
| Keith Lee, 2nd Year.....              | GA, Offense      |
| Eric Fair, 2nd Year.....              | GA, Offense      |
| Kevin Myrie, 1st Year.....            | GA, Defense      |
| Jarvis West, 1st Year.....            | GA, Defense      |

### MORGAN QUICK FACTS

|   |                                |
|---|--------------------------------|
| Location.....   | Baltimore, Md.                 |
| Founded.....  | 1867                           |
| Enrollment.....   | 8,000                          |
| Nickname.....   | Bears                          |
| School Colors.....  | Orange & Blue                  |
| Stadium.....  | Hughes Stadium                 |
| Capacity.....   | 10,000                         |
| Surface.....  | Synthetic Grass                |
| Affiliation...NCAA Football Championship Series Conference..... | MEAC                           |
| First Football Season.....                                      | 1898                           |
| All-Time Record.....  | <b>426-381-33 (since 1920)</b> |
| President.....  | Dr. David Wilson               |
| Director of Athletics.....                                      | Floyd Kerr                     |
| Athletics Dept. Phone.....                                      | (443) 885-3050                 |
| Athletics Website.....  | www.MorganStateBears.com       |

### MORGAN FOOTBALL FACTS

|  |       |
|--|-------|
| 2012 Record.....                       | 3-8   |
| 2012 MEAC Record.....                  | 2-6   |
| 2012 Final National Ranking.....       | N/A   |
| Letterman Returning/Lost.....          | 62-23 |
| Offensive Starters Returning/Lost..... | 6/7   |
| Defensive Starters Returning/Lost..... | 10/7  |
| Starting Kickers Returning/Lost.....   | 2/1   |

For up-to-date information on Morgan State Football, visit the official athletics website.

www.  .com

## Bears Host Norfolk State for Conference, Home-Opener in Week 5



**NORFOLK STATE SPARTANS**  
0-3, 0-0 MEAC

### IN THE POLLS

NR *The Sports Network*

### RETURNING LEADERS

**Rushing**  
Finch, 50/234

**Passing**  
Stokes, 11/40/1  
106 yds, TD

**Receiving**  
Hawkins, 11/122/TD

**Tackles**  
Coke, 25 TT, 1.5 TFL, INT



**MORGAN STATE BEARS**  
0-4, 0-0 MEAC

### IN THE POLLS

NR *The Sports Network*

### RETURNING LEADERS

**Rushing**  
Brown, 36/137

**Passing**  
Skillon, 14/32/0  
244 yds, 2TDs

**Receiving**  
King, 9/94/2TDs

**Tackles**  
Acker, 41 TT, 3.5 TFL, 1.5 SK

### GAME #5

**Date:** Sat., Sept. 28, 2013

**Location:** Baltimore, Md.

**Kickoff:** 1 p.m. ET

**Stadium:** Hughes Stadium

**Capacity:** 10,000



### ONE TO WATCH

**Cody Acker**

enters the 2013

season as a

member of the Bears

linebacker corps ...

The junior has had a solid start to the season by recording double-digit tackles in the first 3 of 4 games.

The Greenbelt (Md.) product currently ranks 4th in the MEAC with 41 total tackles (23 solo).

**LB CODY ACKER**



### GAME TIME

The Bears (0-4) will open Mid-Eastern Conference play against Norfolk State on Saturday (Sept. 28) in Baltimore (Md.) for Morgan State's home-opener. The Bears have opened the 2013 season with four straight nonconference road tests. The Spartans are led by head coach Pete Adrian, who is in his ninth season at the helm for the Spartans. NSU (0-3, 0-0) will enter the contest coming off of a tough home loss against Charleston Southern, 20-12. Morgan State will look to rebound from a 58-17 road loss against FBS-member Western Kentucky. Donald Hill-Eley, ranked third among winning coaches at MSU, enters his 12th year as head coach of the Bears. Game time at Hughes Stadium is scheduled for 1 p.m. ET and will be broadcast live by WEA, 88.9 FM.

### THE BEARS-SPARTANS MATCHUP

- The Bears and Spartans will meet for the 26th time since 1965. Norfolk State leads the series 15-10 and has won the last six meetings against MSU since 2007.
- The last time the Bears played the Spartans at Hughes Stadium was on Nov. 12, 2011 ... Morgan State battled No. 22 Norfolk State throughout the first half, before one utterly forgettable stretch to open the second half. The Bears allowed 17 straight points in a span of 4 minutes, 26 seconds, turning a close game into a 47-14 rout.

### QUICK HITS

- MSU will enter the 2013 season with a number of veterans ... the Bears' roster includes **12 seniors** and **15 juniors**.
- The Bears return its top receiver from last season in **Andrew King** ... King, a Columbia (Md.) product, had 25 catches for 334 yards (13.4) and scored a pair of touchdowns as a true sophomore.
- The Bears backfield lost All-MEAC running back Travis "Juice" Davidson to graduation, however the backfield is loaded with talented young players like **Lamont Brown**, **Tracy Martin** and **Orlando Johnson** who will compete for the starting RB spot.
- The returning quarterback duo of **Seth Higgins** and **Robert Council** combined for 1,560 passing yards (140-of-301) and five touchdowns in 2012.
- **Joe Rankin** returns as a shutdown cornerback for the Bears and finished with 46 tackles and lead the MEAC with five picks in 2012.
- NT **Demarco Bisbee** leads a defensive line unit that returns 10 lettermen from last season ... Bisbee posted 41 tackles, 7.5 tackles for loss and 3.5 sacks in 2012.
- LB **Christopher Robinson** was among the league leaders with 13.5 tackles for loss (No. 4), to go along with 40 tackles and 8.5 sacks.
- **Chris Flowers** helped lead the Bears to a No. 1 ranking in the MEAC in kickoff return average (23.0 avg) and his 27.8 kick return average ranked No. 8 in the FCS last season.
- The Bears added four new coaches to the 2013 staff ... the new coaches are: **Jerry Holmes** (DC), **Greg Gregory** (OC), **LeAndre Creamer** (DB) and **Marcus Gladden** (OL).

### ON THE AIR

**WEAA 88.9 FM**

Lamont Germany  
play-by-play  
Kelvin Bridgers, analyst



**Live Stats & Live Video Feed:**

www.morganstatebears.com



The Last Time Out



**MORGAN STATE 17**  
**W. KENTUCKY 58**  
 Sept. 21, 2013  
 Bowling Green, Ky.  
 Houchens-Smith Stadium  
 68 degrees, Clear

**Bowling Green, Ky.** –Antonio Andrews finished with five touchdowns, scoring three of them in the first quarter leading Western Kentucky past Morgan State 58-17 on Saturday at Houchens-Smith Stadium.

Andrews, who posted a school-record 3,161 all-purpose yards last season, had scoring runs of 65, 5, 3, 11 and 14 yards, and had well over 100-yards by the start of the second quarter.

Morgan State dropped its fourth straight road game and fall to 0-4 for the first time since 2001.

The Bears fell behind the WKU in a hurry as Andrews scored on a 65-yard run for the first score of the night before pulling away from their Football Championship Subdivision opponent and winning their fifth straight against Mid-Eastern Athletic Conference opponents.

Seth Higgins threw a 35-yard touchdown pass to Nate Ingram late in the first quarter to get the Bears on the scoreboard. The Toppers responded with 21 unanswered points.

Higgins, who was one of three quarterbacks to play for the Bears tonight, also gained 56 on 13 carries. The junior also engineered a 15 play, 66-yard drive midway through the second quarter and threatened to score. But a 41-yard field goal attempt by Chris Moller was blocked by Tyree Robinson and returned 70 yards by Jonathan Dowling to extend the Toppers' lead to 42-7.

MSU got back on the score board after Nate Ayers returned a fumble 55 yards to help setup a 40-yard career-long field goal by Moller to trim the Toppers' lead to 42-10 with 5:35 left in the 3rd quarter.

The Hilltoppers wasted little time to respond. WKU used just six plays to go 69 yards and Andrews scored his fifth TD of the night on a 14-yard handoff through a gaping hole in the middle of the Bears defense. The touchdown marked a school record for the Hilltoppers.

Tracy Martin helped put the Bears in position for its final score of the night when he broke off a 40-yard run down the sideline. Two plays later Higgins connected with wideout Antonio Jefferson for a 14-yard touchdown. The Bears trailed 49-17 at the end of the third quarter.

Higgins shook off a rusty start and completed 13 of 21 passes for 126 yards, including a pair of interceptions and a pair of touchdowns for the Bears, who return to MEAC play at home against Norfolk State next weekend.

|                  |    |    |    |   |    |    |
|------------------|----|----|----|---|----|----|
| Western Kentucky | 21 | 21 | 7  | 9 | -- | 58 |
| Morgan State     | 7  | 0  | 10 | 0 | -- | 17 |

WKU — A. Andrews 65 yd run (G. Schwettman kick), 14:50, 1st  
 WKU — A. Andrew 5 yd run, (G. Schwettman kick), 11:01, 1st  
 WKU — A. Andrews 3 yd run, (G. Schwettman kick), 8:19, 1st  
 MSU — N. Ingram 35 yd pass from S. Higgins (C. Moller kick), :12, 1st  
 WKU — N. Fishback 11 yd run (G. Schwettman kick), 12:59, 2nd  
 WKU — A. Andrews 10 yd run (G. Schwettman kick), 11:00, 2nd  
 WKU — J. Dowling 70 yd blocked fg return (G. Schwettman kick), 2:36, 2nd  
 MSU — C. Moller 40 yd field goal, 5:35, 3rd  
 WKU — A. Andrews 14 yd run (G. Schwettman kick), 2:58, 3rd  
 MSU — A. Jefferson 14 yd pass from S. Higgins (C. Moller kick), :33, 3rd  
 WKU — TEAM Safety, 6:30, 4th  
 WKU — A. Wales 1 yd run (G. Schwettman kick), 1:29, 4th

**INDIVIDUAL LEADERS**

**RUSHING:** (WKU) Andrews 17-213-5, Wales 11-65-1, Smith 4-31, Fishback 3-28-1, Simpson 3-24, Jones 2-19, Warr 2-3; (MSU) Martin 8-77, Higgins 13-56, Brown 7-27, Skillon 3-17, Fisk 1-3, Johnson 3-2, Walker 2-0.

**PASSING:** (WKU) - Porter 5-10-176-0. (MSU) - Higgins 13-21-2-126-2.

**RECEIVING:** (WKU) - Norris 4-40, McNeal 3-85, German 2-31, Taylor 2-22, Henry 2-8, Turner 2-22; (MSU) - Ingram 4-60-1, Martin 4-52, Jefferson 3-20-1.

**TEAM STATISTICS**

|                     | WKU     | MSU     |
|---------------------|---------|---------|
| First Downs         | 28      | 18      |
| Rushes-Yards        | 44-377  | 37-182  |
| Passing Yards       | 211     | 135     |
| Passes Comp-Att-Int | 17-24-2 | 15-25-2 |
| Total Offense       | 588-68  | 317-62  |
| Fumbles-Lost        | 2-1     | 1-0     |

**MORGAN STATE VS. NORFOLK STATE THUMBNAILS**

• Norfolk State head coach **Pete Adrian** enters his ninth year guiding the Spartans and currently holds a 47-46 record (83-83 career record) and is the third-winningest coach in Spartan history. He guided the Spartans to the first MEAC football title and Division I Football Championship Subdivision playoff berth in school history in 2011.



• Norfolk State finished the 2012 season with a 4-7 overall record and went 2-6 in the MEAC.

• NSU returns 39 lettermen, including 17 starters from last year's team.  
 • NSU was selected to finish seventh place in the MEAC Conference.

• NSU QB **Omari Timmons** was 10 of 17 for 95 yards and a touchdown against Charleston Southern. He was also sacked three times.

• Ben Robinson and Christian Reyes combined for 194 yards rushing on 34 carries to lead Charleston Southern to a 20-12 nonconference victory over Norfolk State Saturday. Robinson's 2-yard scoring run early in the second quarter gave Charleston Southern (4-0) the lead. The Norfolk State Spartans (0-3) came back to score on a 1-yard pass from **Omari Timmons** to **Ryan Wade**. The point after was blocked. The Charleston Southern defense added the clinching touchdown when Dyland Black caused Norfolk State's **Tyler Clark** to fumble in the end zone. Black recovered the fumble for the score.

• NSU senior LB **Lynden Trail** is one of the leaders for the Spartans defense. Trail will enter this weekend's contest fresh off posting 10 tackles, including one sack and two pass breakups against Charleston Southern ... he has 22 tackles (14 solo) with 1.5 sacks thru three games.

• NSU graduate student RB **Rolandan Finch** ranks as the No. 2 leading rusher in the MEAC with 234 yards on 50 carries (4.7 avg). The 5-10, 215 pound

Boston College transfer finished the Charleston Southern contest with a game-high 108 rushing yards. Finch is still in search of his first touchdown in a Spartan jersey.

• The Bears' offensive unit will face a Spartan defense that ranks among the top in the league. NSU ranks No. 3 in the MEAC in total defense (355.7/g), and No. 2 versus the pass (141.7/g).

**2013 NORFOLK STATE**

|                                  |                 |
|----------------------------------|-----------------|
| <b>A31 MAINE</b>                 | <b>L, 6-23</b>  |
| S7 at Rutgers                    | L, 0-38         |
| <b>S21 CHARLESON SOUTHERN</b>    | <b>L, 12-20</b> |
| S28 at Morgan State*             | 1 PM            |
| <b>O5 SAVANNAH STATE*</b>        | <b>1 PM</b>     |
| O12 at Delaware State*           | 1 PM            |
| <b>O19 HAMPTON*</b>              | <b>1 PM</b>     |
| <b>O26 OLD DOMINION</b>          | <b>1 PM</b>     |
| <b>N2 FLORIDA A&amp;M*</b>       | <b>2 PM</b>     |
| N9 at Bethune-Cookman*           | 4 PM            |
| N16 at North Carolina Central*   | 2 PM            |
| <b>N23 SOUTH CAROLINA STATE*</b> | <b>1 PM</b>     |

All time EST and subject to change



**LYNDEN TRAIL**





Follow @MorganStBears for news about Morgan State Athletics.



**Morgan at a Glance in 2013**

**SCORING**

|                              |         |
|------------------------------|---------|
| Points Per Game.....         | 13.2    |
| <b>FIRST DOWNS</b> .....     | 58      |
| Rushing.....                 | 35      |
| Passing.....                 | 19      |
| Penalty.....                 | 4       |
| <b>RUSHING YARDAGE</b> ..... | 572     |
| Rushing Attempts.....        | 159     |
| Average Per Rush.....        | 3.6     |
| Average Per game.....        | 143.0   |
| TDs Rushing.....             | 2       |
| <b>PASSING YARDAGE</b> ..... | 508     |
| Comp-Att-Int.....            | 37-75-3 |
| Average Per Pass.....        | 13.7    |
| Average Per game.....        | 127.0   |
| TDs Passing.....             | 5       |
| <b>TOTAL OFFENSE</b> .....   | 1080    |
| Total Plays.....             | 234     |
| Average Per Play.....        | 4.6     |
| Average Per Game.....        | 270.0   |

Follow @morganstatebears for news about Morgan State Athletics.



**ON THIS DAY...**

**Sept. 28, 1996**

Morgan State defeated Cheney 29-0 during Stump Mitchell's first season as the Bears head coach ... MSU finished the season with a 4-7 record.

**PRESEASON PICKED 10TH**

Morgan State was picked 10th to MEAC defending champion and Preseason #1 Bethune-Cookman and #2 South Carolina State.

**2013 MEAC Football Preseason Predicted Order of Finish (First Place Votes)**

|                             |            |
|-----------------------------|------------|
| 1.*Bethune-Cookman (16)     | 480        |
| 2. South Carolina State (2) | 365        |
| 3. North Carolina A&T       | 302        |
| 4. North Carolina Central   | 260        |
| 5. Florida A&M              | 250        |
| 6. Howard                   | 227        |
| 7. Norfolk State (1)        | 222        |
| 8. Delaware State           | 201        |
| 9. Hampton (1)              | 196        |
| <b>10. Morgan State</b>     | <b>113</b> |
| 11. Savannah State (1)      | 52         |

First place votes in parenthesis ( )

**COACHING CONTINUITY** ... An overlooked facet of Morgan State's success has been the continuity of its coaching staff. **Donald Hill-Eley** enters his 12th season as the Bears' head coach. In addition, special teams coach and special teams coordinator **Harold 'Sport' Benton** begins his 14th year on the Bears' coaching staff, while defensive line/assistant head coach **Herbert Parham** begins his 11th season at Morgan State.

**PRESEASON ALL-MEAC PLAYERS** ... A pair of Morgan State football players were named to the 2013 Preseason All-Mid-Eastern Athletic Conference football teams, while the Bears were picked 10th in the MEAC during the 2013 MEAC Football Press Luncheon in Norfolk, Virginia. Cornerback **Joe Rankin** and defensive lineman **Demarco Bisbee** led the MSU contingent with second-team nods, while linebacker **Christopher Robinson** and defensive back **Nathan Ayers** were honorable mention selections. On the offensive side, lineman **Karim Barton** was selected honorable mention list. **Chris Flowers** was named honorable mention as a return specialist.

**RETURN MEN** ... The 2013 Morgan State Bears return 62 letterwinners, including 14 starters - seven on offense and seven on defense.

**FIRST OF FOUR** ... The Bears game against the Army Black Knights was the first of a four-game road swing that includes trips to Robert Morris (Sept. 7), Liberty (Sept. 14) and Western Kentucky (Sept. 21). Morgan State fans will not get to see their team inside Hughes Stadium until the fifth week of the season when they host the Norfolk State Spartans in its conference opener on September 28.



Karim Barton      Joe Rankin      Christopher Robinson      Andrew King

**BEARS NAME TEAM CAPTAINS**

The MSU Bears wrapped up the preseason by naming the team captains for the 2013 season. The leadership group is comprised of two seniors, OL **Karim Barton** (Los Angeles, Calif.) and CB **Joe Rankin** (Germantown, Md.); along with two juniors, LB **Christopher Robinson** (Baltimore, Md.) and WR **Andrew King** (Columbia, Md.). The captains were voted on by the team.

**HONOR ROLL** ... Seven (7) returning Morgan State football players were named to the 2012 MEAC Commissioner's All-Academic Team, which requires a grade-point average of 3.00 or better for the past academic year. The seven members included: **Fonyl Agendia** (Biology), **Eme Akonawe** (Hospitality), **Seth Higgins** (Marketing), **Bill Hill** (Civil Engineering), **Lamar Montgomery** (Civil Engineering), **Christopher Robinson** (Physical Education) and **Clarence Swain** (Mathematics).

**WHAT TO LOOK FOR THIS WEEK ...**

- The Bears will attempt to avoid its first 0-5 start since the 2001 season under head coach Stanley Mitchell.
- The Bears having a 300-yard passing game for the first time since October 8, 2011. In Week 6, Morgan State defeated Savannah State 44-17 and **Seth Higgins**, Nate Furrha and **Robert Council** combined for 16-of-26 passes for 318 yards and five TDs.
- Cornerback **Joe Rankin** registering an interception would mark his second of the season and 13th of his career. He would need to collect three more to pass Joe Fowlkes for the school record. Fowlkes posted 15 interceptions during his career (1975-78).
- Morgan State's offense putting up 300+ total yards for the second consecutive game.
- Whether or not redshirt-freshman QB **Moses Skillon** will start for the third straight game.
- The Bears defense will attempt to record their third straight game of registering an interception.

**OFFENSIVE NOTES** ... Morgan State unveiled its newly designed spread attack offensive formation at Army. The offense is geared toward getting as many as six offensive players "in space" and making the defense have to account for all six...or try. Behind a rebuilt and reconditioned offensive line that features a pair of 11-game starters from 2012 with RT **Karim Barton**, and **Clarence Swain** moving from right guard to center. Morgan State's go-to men will include:

- QB **Seth Higgins**, started against Army and completed 2-of-3 passes for 27 yards; he entered as a backup at WKU and completed 13-of-21 passes for 126 yards, 2 TDs and 2INTs;
- QB **Robert Council**, who completed 4-of-7 passes for 89 yards and accounted for a pair of TDs at Army; he started at RMU where he was 4-of-6 for 22 yards and threw an INT; he rushed for 14 yards at Liberty;
- RB **Lamont Brown III**, who started at Army as a redshirt-freshman, led the Bears with 75 yards on 19 carries; he was held to 31 yards on 7 carries at RMU and 4 yards on 3 carries at Liberty;
- WR **Andrew King**, who led the team last year with 25 receptions for 334 yards (13.2 avg), finished with a pair of TD catches at RMU; suffered a foot injury at WKU;
- WR **Chris Flowers**, who averaged 12.4 yards per reception as a junior in 2012, will continue to be a threat to score as a return specialist (27.8 kick return avg); he averaged 21 yards per return at Army and had a 22-yard TD reception, he had 3 catches for 67 yds at RMU; one catch for 8 yards at Liberty; averaged 20 yds on three kick returns at WKU;
- RB **Herb Walker** had 10 carries for 56 yards (5.6 avg) at Army as a true freshman, and recorded his first start at RMU; posted 34 yards on 10 carries and scored his first career TD at Liberty;
- QB **Moses Skillon** made his first collegiate appearance against RMU where he completed 9-of-18 passes for 207 yards, including a pair of TD throws; recorded his first start at Liberty where he completed 3-of-12 passes for 28 yards and led the Bears with 90 rushing yards on 16 carries;
- WR **Antonio Jefferson** collected three receptions for 20 yards at WKU, and was on the receiving end of a 14 yard TD pass from Seth Higgins – it was the first TD of his college career;
- PK **Chris Moller** hit a 40-yard field goal at WKU, it was the longest of his college career.

**DEFENSIVE NOTES** ... The defensive line will be the foundation on this side of the ball, but solid play from a veteran secondary that has six players who have started in their career will be huge while the young linebacker starters get acclimated. Here's a few to watch on defense:

- LB **Cody Acker**, currently No. 4 in the MEAC with 41 tackles to go along with a sack in the first four games; had a string of three straight double-digit tackling games;
- NT **Demarco Bisbee** anchors the line for the Bears up front, the 300-pound interior player had 41 tackles, 7.5 tackles for loss and 3.5 sacks in 2012 as a redshirt-freshman; he collected a sack at RMU and had three tackles vs. Liberty;
- DB **Joe Rankin**, whose 5 interceptions and 11 pass defenses in 2012 was among the tops in the conference while starting all 11 games, he collected his 1st INT of the season at RMU followed by a pick at Liberty;
- LB **Christopher Robinson**, whose 13.5 tackles for loss and 8.5 sacks in 2012 led the team; he had 4 tackles and forced a fumble at RMU;
- DB **Nate Ayers**, who was the team's fifth leading tackler with 50 stops last year, including three interceptions; he had a 55-yd fumble return at WKU;
- S **Peterson Janvier**, who at WKU last week recorded his first career interception.
- CB **DeShaun Summers**, who had 27 tackles and a pair of INTs last year, collected his first pick of the season at WKU.

**SENIOR LEADERSHIP** ... Morgan State's team features **12 seniors** whose cumulative experiences should help play a role in the maturity of the Bears young team. Here's a list of the seniors:

DB **Joe Rankin**; DB **Darien Irby**; WR **Broderick Gager**; WR **Chris Flowers**; DB **Lafredo Brady**; WR **Tubotein Taylor**; RB **Wesley Nichols**; LB **Stephen Blissett**; OL **Kortlan Jackson**; OL **Karim Barton**; TE **Nate Ingram**; and DL **Lucson Noel**.

**ELITE ACADEMICS** - MSU's Christopher Robinson was inducted as a member of the Alpha Kappa Mu Honor Society. Alpha Kappa Mu Honor Society is a general scholarship honor society open to junior and senior men and women in all academic areas who maintain a 3.3 GPA or better.

- "Christopher is a young man who not only plays on the highest level but has shown a strong desire to succeed in the classroom," said MSU head coach Donald Hill-Eley. "We are certainly proud of his commitment to education and his leadership on and off the field."
- The linebacker and physical education major has a 3.53 GPA and he earned a starting spot on the Bears defense as a walk-on in 2012, after recording 40 total tackles, 13.5 tackles for loss and 8.5 sacks.
- Robinson, a Baltimore native and Dunbar High product, earned a spot on the Mid-Eastern Athletic Conference All-Academic first team and was named to Morgan State's 2012-13 First Team All-Academic Team.

## Morgan State in the Polls

The Sports Network/Fathead.com

### FCS 2013 Top-25 College Football Poll

|                                   |     |       |    |
|-----------------------------------|-----|-------|----|
| 1. North Dakota St. Bison (157)   | 3-0 | 3,949 | 1  |
| 2. Eastern Washington Eagles (1)  | 2-1 | 3,669 | 2  |
| 3. Towson Tigers                  | 4-0 | 3,580 | 3  |
| 4. Sam Houston State Bearkats     | 3-1 | 3,415 | 5  |
| 5. Northern Iowa Panthers         | 3-0 | 3,258 | 7  |
| 6. South Dakota St. Jackrabbits   | 3-1 | 2,884 | 6  |
| 7. Montana Grizzlies              | 3-0 | 2,802 | 9  |
| 8. Eastern Illinois Panthers      | 3-1 | 2,622 | 8  |
| 9. McNeese State Cowboys          | 4-0 | 2,529 | 12 |
| 10. New Hampshire Wildcats        | 1-1 | 2,428 | 11 |
| 11. Montana State Bobcats         | 2-2 | 2,366 | 3  |
| 12. Coastal Carolina Chanticleers | 4-0 | 1,809 | 15 |
| 13. Central Arkansas Bears        | 2-2 | 1,681 | 13 |
| 14. James Madison Dukes           | 3-1 | 1,578 | 17 |
| 15. Georgia Southern Eagles       | 2-1 | 1,531 | 14 |
| 16. Fordham Rams                  | 4-0 | 1,312 | 21 |
| 17. Wofford Terriers              | 2-2 | 1,307 | 10 |
| 18. Cal Poly Mustangs             | 1-2 | 1,124 | 18 |
| 19. Villanova Wildcats            | 1-2 | 966   | 20 |
| 20. Bethune-Cookman Wildcats      | 3-1 | 876   | 19 |
| 21. Lehigh Mountain Hawks         | 3-0 | 821   | 22 |
| 22. Richmond Spiders              | 2-2 | 673   | 23 |
| 23. Tennessee-Martin Skyhawks     | 2-1 | 596   | 24 |
| 24. N. Arizona Lumberjacks        | 2-1 | 556   | 25 |
| 25. Gardner-Webb Bulldogs         | 3-1 | 483   | NR |

Others receiving votes: Youngstown State 452, Stony Brook 329, Maine 271, Illinois State 260, William & Mary 235, Jacksonville State 193, Delaware 162, Southern Utah 154, North Carolina A&T 99, Chattanooga 89, Stephen F. Austin 53, Samford 37, Southeastern Louisiana 34, Eastern Kentucky 32, South Carolina State 30, Harvard 25, Tennessee State 17, Penn 13, Charleston Southern 12, Southern Illinois 7, Western Illinois 6, Northwestern State 6, Jackson State 5, Indiana State 4, Portland State 4, Appalachian State 2, Liberty 2, Sacred Heart 1, Alcorn State 1.

### A WIN WOULD ...

... improve the Bears to 1-4 this season.

... give Morgan State its first win against Norfolk State since 2006.

... be the Bears first home win of the season, and its first home win since beating Sacred Heart 30-27 in overtime on Sept. 1, 2012.

... trim Norfolk State's all-time record against the Bears to 15-11 since 1965.

... give the Bears its first win since Oct. 6, 2012 when they handed Savannah State a 45-6 loss during MSU's Homecoming.



**WE R' THE LITTLES** ... The Bears receiving corps is one of the shortest in the league. MSU has seven receivers who stand under 6-feet tall. "The Magic Eight" includes: **Amonta Poteat** (5-8), **Andrew King** (5-9), **Thomas Martin** (5-10), **Chris Flowers** (5-10), **Broderick Gager** (5-11), **Tubotein Taylor** (5-11), **Branden LeDay** (5-11) and **Grayling Harrison** (5-11).

The only three receivers who stand above 6-feet are **Elijah Bell** (6-3), Antonio Jefferson (6-1) and **Landen Malbrough** (6-1).

**THE BIG TARGETS** ... MSU quarterbacks will have a couple of big targets at the tight end position with the return of juniors **Nate Ingram** (6-3,245) and **Eme Akonawe** (6-3,230), along with a couple of talented newcomers. The duo will give the Bears extra punch in the ground attack, and will provide a big target for Bear QBs in the middle of the field. **Adrian Palmore** (6-3, 240) **Ladarius Spearman** (6-3,210) and **Willie Gillus** (6-1, 265) will also play a role in the Bears passing attack.

**RANKIN FILES** ... Senior All-MEAC cornerback **Joe Rankin** returns as one of the league's premier players. At 5-10, 190 pounds, Rankin runs a 4.42 in the 40, making him one of the fastest athletes on the team. He is one of the Bears' best cover corners and has the opportunity to be one of the top players in the Football Championship Series (formally Div. I-AA). Check out a video profile on Rankin at [morganstatebears.com](http://morganstatebears.com) - on the home page click on *Bear Video*.


**RETURN TO GREATNESS COMMITTEE**

On Saturday, August 6, 2013 the Bears squad had a bonding session with several former Morgan State greats. Those former Bears who were in attendance included former Dallas Cowboy, **Mark Washington**; retired **General "Kip" Ward**; New York Times sportswriter and novelist, **Joe Draper**, who authored a book about the 2012 Army football team; **Craig Spencer**, who attended the first Morgan vs. Grambling football game in 1968 when he was a kid and New York Times sports journalist, **Bill Rhoden**, who hosted the event. They each addressed the team with inspiring messages about their experiences while at Morgan State and also touched on the historical significance and importance of playing against Army in the season opener in West Point, N.Y.

**11 FIRST-TIME STARTERS** ... Eleven Bears made their first starts during the season-opener at Army. On offense, LT **Daniel Onwuegbu**, LG **Dominique Woods**, FB **Dionte Holland**, RB **Lamont Brown III** and SE **Thomas Martin** all experienced their first

start. And on defense four Bears were first-time starters: defensive linemen **Andrew Mitchell**, **Heleaince Gates**, LBs **Ta'Quon Jackson** and **Bill Hill**. On special teams, punter **Lawrence Forbes** and placekicker **Chris Moller**.

**YOUNG MOSES** ... Redshirt-freshman **Moses Skillon** had a productive start to his collegiate career. Skillon entered the ballgame at Robert Morris and provided a spark to an offensive unit that had trouble getting into any sort of rhythm. The 6-4, 210 pound Liberty City (Fla.) product completed 9-of-18 passes for 207 yards and threw a pair of touchdowns to **Andrew King**. Skillon recorded his first start at Liberty and completed 3 of 12 passes for 28 yards, and finished with a team-high 90 yards on the ground.



Moses Skillon

**BAGGING INTERCEPTIONS** ... The Bears have recorded five interceptions through four games. CB **Joe Rankin** has a pair of picks, while SS **Peterson Javier**, CB **DeShaun Summers**, and LB **Bill Hill** each have an interception to their credit. MSU's defense currently ranks T-18 in the FCS in INTs and No. 19 in pass defense (151.8 avg).

**BEARS BY THE NUMBERS**

- 1** - Number of overtime games played by the Bears in 2012; the Bears posted a 30-27 win in its season-opener vs. Sacred Heart.
- 2** - Number of Bears currently on the team who were selected to the 2012 All-MEAC Team (Christopher Robinson and Joe Rankin).
- 3** - Number of quarterbacks who saw action for the Bears during the season-opener at Army.
- 4** - Number of NFL Hall of Famers from Morgan State (Len Ford, Leroy Kelly, Willie Lanier, Roosevelt Brown).
- 6** - Number of freshmen on the depth chart expected to start at Army (one of offense, four on defense, 1 on special teams).
- 12** - Number of career interceptions by starting cornerback Joe Rankin.
- 13** - Number of points the Bears are averaging through the first four games of the season.
- 14** - Number of CIAA Championships captured by legendary MSU head coach Eddie P. Hurt.

**2013 Sheridan Black College Top 10 Poll**

|                                  |     |     |    |
|----------------------------------|-----|-----|----|
| 1. B-Cookman Wildcats (30)       | 3-1 | 300 | 1  |
| 2. North Carolina A&T Aggies     | 2-0 | 257 | 2  |
| 3. Tennessee State Tigers        | 3-1 | 212 | 4  |
| 4. Winston-Salem State Rams      | 2-1 | 183 | 5  |
| 5. South Carolina State Bulldogs | 2-2 | 171 | 6  |
| 6. Prairie View A&M Panthers     | 3-1 | 143 | 7  |
| 7. Tuskegee Golden Tigers        | 2-1 | 112 | 3  |
| 8. Jackson State Tigers          | 2-2 | 74  | NR |
| 9. Howard Bison                  | 1-2 | 45  | 9  |
| 10. Florida A&M Rattlers         | 1-3 | 41  | 10 |

Others receiving votes (in order of points): Alabama State 23, NC Central 20, Alcorn State 15, Shaw 12, Benedict 11.

**2013 FCS Coaches Top-25 Poll**

|                            |     |     |    |
|----------------------------|-----|-----|----|
| 1. North Dakota State (26) | 3-0 | 650 | 1  |
| 2. Towson                  | 4-0 | 616 | 3  |
| 3. Eastern Washington      | 2-1 | 598 | 4  |
| 4. Sam Houston State       | 3-1 | 573 | 5  |
| 5. Northern Iowa           | 3-0 | 531 | 7  |
| 6. South Dakota State      | 3-1 | 465 | 6  |
| T-7. New Hampshire         | 2-1 | 460 | 9  |
| T-7. Montana               | 3-0 | 460 | 11 |
| 9. McNeese State           | 4-0 | 409 | 13 |
| 10. Montana State          | 2-2 | 402 | 2  |
| 11. Coastal Carolina       | 4-0 | 372 | 15 |
| 12. Eastern Illinois       | 3-1 | 354 | 10 |
| 13. Central Arkansas       | 2-2 | 326 | 14 |
| 14. James Madison          | 3-1 | 283 | 16 |
| 15. Wofford                | 2-2 | 278 | 8  |
| 16. Fordham                | 4-0 | 217 | 21 |
| 17. Lehigh                 | 3-0 | 214 | 18 |
| 18. Bethune-Cookman        | 3-1 | 179 | 17 |
| 19. Cal Poly               | 1-2 | 169 | 19 |
| 20. Richmond               | 2-2 | 156 | 20 |
| 21. Villanova              | 1-2 | 155 | 23 |
| 22. Northern Arizona       | 2-1 | 117 | 22 |
| 23. Stony Brook            | 1-2 | 107 | 12 |
| 24. Illinois State         | 1-2 | 80  | 24 |
| 25. Youngstown State       | 3-1 | 47  | NR |

Dropped out: No. 25 Maine.

Others receiving votes: Maine 46, Tennessee-Martin 44, Gardner-Webb 35, William & Mary 27, Jacksonville State 21, Portland State 15, Southern Utah 8, Delaware 7, Tennessee State 6, Harvard 5, Chattanooga 4, Stephen F. Austin 4, Indiana State 2, North Carolina A&T 1, Sacred Heart 1.



**INJURY REPORT**

Devin Washington - Broken Arm - OUT  
 Arthur Dukes III - Chest Fracture (Ribs) - OUT  
 Andrew King - Foot - OUT  
 Dadrick Jones - Hand - OUT  
 Dominique Woods - Leg - OUT

**2013 Boxtorow HBCU Football Media Top 10 Poll**

|                           |     |     |    |
|---------------------------|-----|-----|----|
| 1. Bethune-Cookman (13)   | 3-1 | 154 | 1  |
| 2. Tennessee State (2)    | 3-1 | 136 | 2  |
| 3. Winston-Salem State*   | 2-1 | 115 | 5  |
| 4. North Carolina A&T (1) | 2-0 | 110 | 3  |
| 5. Jackson State          | 2-2 | 87  | 7  |
| 6. Alabama State          | 2-2 | 65  | 8  |
| 7. Tuskegee               | 2-1 | 60  | 4  |
| 8. South Carolina State   | 2-2 | 51  | 9  |
| 9. North Carolina Central | 2-2 | 38  | 6  |
| 10. Alcorn State          | 3-1 | 27  | NR |

Others receiving votes: Johnson C. Smith (3-0) 11, Shaw (2-1) 8, Howard (1-2) 6, Florida A&M (1-3) 5, Southern (2-2) 2, Prairie View A&M (2-2) 1.

\*Defending HBCU National Champion (Media)

\*Defending HBCU National Champion (Media)

**2013 Boxtorow HBCU Football Coaches Top 10 Poll**

|                           |     |     |     |
|---------------------------|-----|-----|-----|
| 1. Bethune-Cookman (12)   | 3-1 | 155 | 1   |
| 2. Tennessee State (4)    | 3-1 | 146 | T-2 |
| 3. North Carolina A&T     | 2-0 | 115 | T-2 |
| 4. Jackson State          | 2-2 | 96  | 5   |
| 5. Alabama State          | 2-2 | 86  | 4   |
| 6. South Carolina State   | 2-2 | 85  | 6   |
| 7. Alcorn State           | 3-1 | 64  | 8   |
| 8. North Carolina Central | 2-2 | 37  | 7   |
| 9. Southern               | 2-2 | 30  | NR  |
| 10. Howard                | 1-2 | 29  | 9   |

Others receiving votes: Prairie View A&M (2-2) 25, Savannah State (1-3) 5, Florida A&M (1-3) 3.

\*\*Defending HBCU National Champion (Coaches)

**SEEKING MORE BIG PLAYS ...** The Bears have shown that they can create some explosive plays on offense when provided the opportunity. Through four games, MSU has posted seven plays over 20 yards and three over 40 yards.


Here's a look at the big plays this season so far:

- at Liberty *Moses Skillon had a 30 yard run*
- at RMU *A. King 44 yd TD pass from M. Skillon*
- T. Taylor 55 yd pass from M. Skillon*
- at Army *C. Flowers 22 yd pass from R. Council*
- at WKU *N. Ingram 35 yd TD pass from S. Higgins*
- Th. Martin 27 yd pass from S. Higgins*
- T. Martin 40 yd run*



**Lawrence Forbes Named College Football Performance Awards National Punter of the Week**

Morgan State's **Lawrence Forbes** was acknowledged for his individual performance against Liberty on September 14. Forbes was named the College Football Performance Awards (CFPA) Punter Performer of the Week, which was announced Sunday.




Lawrence Forbes

• Forbes, an Upper Marlboro (Md.) native, had an impressive outing during MSU's contest with the Flames. The redshirt-freshman averaged a season-high 52 yards on five punts, including a 78-yard bomb. All two of his punts landed inside of the 20 yardline, including one that was downed at Liberty's 1 yardline.

• Forbes' punting average currently ranks No. 4 in the Football Championship Subdivision (FCS) by averaging 46.4 yards per punt.

**Barton and Forbes Selected to Player of the Week**

The MEAC announced it has named Morgan State's **Karim Barton** the Offensive Lineman of the Week, while teammate **Lawrence Forbes** was honored as the Special Teams Player of the Week for Week 1.



Karim Barton

• Barton, a senior right tackle and team captain, had a strong performance in MSU's loss at Army.

The Los Angeles (Calif.) product helped pave the way for the Bears ground game that churned for 185 rushing yards and controlled the time of possession (34 mins. to 25 mins.). Barton also finished with three pancake blocks and allowed zero sacks as the Bears offense ran 62 plays for 301 yards.

• Forbes, an Upper Marlboro (Md.) native, made a strong debut during the Bears season-opener in West Point (N.Y.). The redshirt-freshman averaged 44 yards on four punts, including a 63-yard blast. All four of his punts landed inside of the 20 yardline.

**COLLEGE SPORTS MADNESS NAMES FIVE BEARS TO PRESEASON ALL-MEAC TEAM**

CollegeSportsMadness(CollegeSportsMadness.com) has selected five Morgan State University Bears to the Madness 2013 Preseason All-Mid-Eastern Athletic Conference Team.

• Senior defensive back **Joseph Rankin**, junior

linebacker **Christopher Robinson** and senior wide receiver **Chris Flowers** were named to the Preseason All-MEAC First Team, while junior wideout **Andrew King** and defensive lineman **Demarco Bisbee** were named to the Second and Third Team, respectively.

**Phil Steele's Football Magazine Names Three Bears To Preseason Team**

*Phil Steele's College Football Preview* magazine, the nation's most informative preseason football publication for both FBS and FCS coverage, has selected three Morgan State University Bears to the Phil Steele's 2013 Preseason All-Mid-Eastern Athletic Conference Team.

• Senior defensive back **Joseph Rankin**, junior linebacker **Christopher Robinson** and junior wide receiver **Andrew King** were all named to the Preseason All-MEAC Second Team.

**GETTING DEFENSIVE ...** The Morgan State defense has five players with at least 15 tackles so far this season.

• Junior linebacker **Cody Acker** leads the way with 41 stops (4th in MEAC), including a season-high 12 tackles at Liberty (Sept. 14).



Cody Acker

• The next highest is senior **Darien Irby** who has posted 26 tackles from his starting strong safety position.

**FINISHING TOUCHES ...** Morgan State has been pretty good this season when it comes to scoring in the red zone. Through the first four games, the Bears have scored 7-of-9 (78%) times inside its opponent's 20 yardline. MSU ranks No. 7 in the MEAC in red zone scoring.

**NORTON NEEDED ...** Similar to your average PC or laptop protection plan, the Bears need to get back to protecting the stuff that matters most ... the quarterback. Through the first four games, the Bears have allowed 10 sacks -- which ranks No. 7 in the MEAC ... the Bears allowed 24 sacks a season ago.

**LAUNDRY SERVICE ...** Morgan State mistakes in the form of penalties have been troublesome for the Bears. MSU ranks No. 8 in the MEAC in penalties (32; 63.8 avg), but was flagged a season-low five times for 35 yards at Western Kentucky last Saturday.

**LOOKING AHEAD ...**

**Next Opponent:** Florida A&M Rattlers  
**Date:** October 5, 2013  
**Location:** Hughes Stadium (10,000)  
**Kickoff:** 1 p.m. - MSU HOMECOMING

**Series:** Florida A&M leads, 19-4  
**Last Meeting:** MSU 17, FAMU 31 (2010)  
**Tickets:** MorganStateBears.com  
**Radio:** WEAA-88.9FM



## 2013 MORGAN STATE DEPTH CHART

### OFFENSE

| Pos | No. | Player                   | Ht.  | Wt. | Cl-Exp. | SGS |
|-----|-----|--------------------------|------|-----|---------|-----|
| QB  | 10  | <b>Seth Higgins</b>      | 6-5  | 230 | Jr.-2   | 1   |
|     | 18  | Moses Skillon            | 6-4  | 210 | RFr.-   | 2   |
|     | 15  | Robert 'Josh' Council    | 6-4  | 215 | RJr.-2  | 1   |
| RB  | 32  | <b>Lamont Brown</b>      | 5-9  | 180 | RFr.-   | 3   |
|     | 3   | Herb Walker, Jr.         | 5-8  | 180 | Fr.-    | 1   |
| SE  | 19  | <b>Chris Flowers</b>     | 5-10 | 165 | Sr-3    | 4   |
|     | 23  | Tubotein Taylor          | 5-11 | 170 | Sr.-2   | -   |
| WR  | 81  | <b>Antonio Jefferson</b> | 6-1  | 180 | Fr.-    | -   |
|     | 85  | Landen Malbrough         | 6-1  | 180 | Fr.-    | -   |
| LT  | 65  | <b>Daniel Onwuegbu</b>   | 6-5  | 335 | R-So.-  | 4   |
|     | 75  | Steven Escoboza          | 6-2  | 295 | Jr.-    | -   |
| LG  | 76  | <b>Randon Key</b>        | 6-4  | 335 | Jr.-2   | 1   |
|     | 63  | Dominique Woods          | 6-2  | 300 | Fr.-    | 3   |
| C   | 62  | <b>Clarence Swain</b>    | 6-2  | 360 | RJr.-2  | 4   |
|     | 75  | Steven Escoboza          | 6-2  | 295 | Jr.-2   | -   |
| RG  | 72  | <b>Darren Pinnock</b>    | 6-4  | 330 | Jr.-2   | 4   |
|     | 60  | Justin Haymes            | 6-0  | 280 | Fr.-    | -   |
| RT  | 74  | <b>Karim Barton</b>      | 6-3  | 315 | Sr-3    | 4   |
|     | 71  | Josh Stevens             | 6-3  | 335 | So.-    | -   |
| TE  | 87  | <b>Nate Ingram</b>       | 6-3  | 245 | Jr.-2   | 4   |
|     | 83  | Eme Akonawe              | 6-3  | 230 | Jr.-2   | -   |
| FB  | 49  | <b>Marcolm Banks</b>     | 5-11 | 195 | Fr.-    | 3   |
|     | 45  | Dionte Holland           | 6-1  | 235 | Sr.-1   | 1   |

### DEFENSE

|     |    |                             |      |     |        |   |
|-----|----|-----------------------------|------|-----|--------|---|
| DE  | 90 | <b>Lucson Noel</b>          | 6-3  | 270 | Sr-2   | 3 |
|     | 88 | Heleaince Gates             | 6-5  | 240 | RFr.-  | 3 |
| NT  | 96 | <b>Demarco Bisbee</b>       | 6-4  | 300 | RSo.-1 | 4 |
|     | 94 | Micale Smith-Murray         | 6-4  | 275 | RJr.-  | - |
| DE  | 92 | <b>Andrew Mitchell</b>      | 6-3  | 260 | RFr.-  | 2 |
|     | 91 | LaCory Britton              | 6-3  | 230 | Fr.-   | - |
| SLB | 55 | <b>Christopher Robinson</b> | 6-2  | 220 | RJr.-1 | 4 |
|     | 58 | Joel Scott                  | 6-2  | 230 | So.-   | - |
| MLB | 57 | <b>Cody Acker</b>           | 6-1  | 220 | Jr.-2  | 4 |
|     | 41 | Gregory Gibson              | 6-2  | 215 | Jr.-   | - |
| WLB | 53 | <b>Stephen Blissett</b>     | 6-0  | 220 | Sr.-2  | 2 |
|     | 9  | Ta'Quon Jackson             | 6-2  | 245 | RFr.-  | 2 |
| XLB | 50 | <b>Bill Hill</b>            | 6-1  | 220 | RSo.-1 | 4 |
|     | 25 | Donyae Olton                | 6-2  | 210 | Jr.-   | 1 |
| CB  | 2  | <b>Joe Rankin</b>           | 5-11 | 190 | Sr.-3  | 4 |
|     | 4  | Deadrick Jones              | 5-10 | 180 | Fr.-   | - |
| SS  | 22 | <b>Nathan Ayers</b>         | 6-0  | 200 | Jr.-2  | 4 |
|     | 42 | Paul Eatman                 | 6-0  | 190 | Jr.-1  | - |
| FS  | 7  | <b>Darien Irby</b>          | 5-10 | 200 | Sr-3   | 4 |
|     | 29 | Peterson Janvier            | 5-10 | 185 | So.-1  | - |
| CB  | 21 | <b>Lafredo Brady</b>        | 6-0  | 180 | Sr.-3  | 4 |
|     | 6  | Deshaun Summers             | 5-10 | 175 | So.-1  | - |

### SPECIAL TEAMS

|       |    |                        |      |     |       |   |
|-------|----|------------------------|------|-----|-------|---|
| PK    | 37 | <b>Chris Moller</b>    | 5-11 | 235 | RFr.- | 4 |
|       | 47 | Miguel Bernard         | 6-1  | 215 | Jr.-1 | - |
| KO    | 37 | <b>Chris Moller</b>    | 5-11 | 235 | RFr.- | 4 |
|       | 47 | Miguel Bertrand        | 6-1  | 215 | Jr.-1 | - |
| P     | 38 | <b>Lawrence Forbes</b> | 6-4  | 180 | RFr.- | 4 |
|       | 47 | Miguel Bernard         | 6-1  | 215 | Jr.-1 | - |
| HO    | 38 | <b>Lawrence Forbes</b> | 6-4  | 180 | RFr.- | 4 |
|       | 19 | Chris Flowers          | 5-10 | 165 | Sr.-3 | - |
| LS    | 84 | <b>Willie Gillus</b>   | 6-1  | 265 | RFr.- | 4 |
|       | 87 | Nate Ingram            | 6-3  | 245 | Jr.-2 | - |
| PR/KR | 19 | <b>Chris Flowers</b>   | 5-10 | 180 | Sr.-3 | 4 |
|       | 11 | Andrew King            | 5-9  | 170 | Jr.-2 | - |

CB JOE RANKIN



### PRONUNCIATION GUIDE

Cody Acker.....A-ker  
 Lucson Noel..... Luck-son Lew-son  
 Tyrell Okoro.....O-Ko-Ro  
 Darren Pinnock..... Pin-Nock  
 Steven Escoboza.....Es-co-BOZ-a  
 Bryan Egborebhe..... Ego-reb-e  
 Tubotein Taylor.....Tube-a-Tain  
 Amonta Poteat.....A-mon-tay POH-Teet  
 Daniel Onwuegbu..... On-Way-bu  
 Broderick Gager.....Gay-ger  
 Heleaince Gates.....Ha-Lance  
 Eme Akonawe.....Em-E ah-ka-na-We  
 Moses Skillon..... Skill-On  
 Peterson Janvier.....Ha-Vee-air

Depth Chart as of Sept. 22, 2013

### LOCATION OF COACHES

#### On The Field

Donald Hill-Eley, *head coach*  
 Jerry Homes, *defensive coordinator*  
 B.T. Sherman, *wide receivers*  
 Benton Harold, *tight ends/co-special teams*  
 Marcus Gladden, *offensive line*  
 Marcus White, *defensive ends*  
 Josh Bush, *strength & conditioning*

#### In The Press Box

Gordon Gregory, *offensive coordinator*  
 Herbert Parham, *asst. head coach*  
 LeAndre Creamer, *defensive backs/  
 co-special teams*

## 2013 MORGAN STATE ALPHABETICAL ROSTER

| No. | Name              | Pos. | Ht.  | Wt. | Cl.   | Hometown/Previous School                                       |
|-----|-------------------|------|------|-----|-------|--|
| 57  | Cody Acker        | LB   | 6-1  | 220 | Jr.   | Greenbelt, Md./Roosevelt HS                                    |
| 40  | Fonyi Agendia     | DB   | 5-10 | 185 | So.   | Lanham, Md./Duval HS   |
| 83  | Eme Akonawe       | DE   | 6-3  | 230 | Jr.   | Laurel, Md./Laurel HS  |
| 31  | Eric Alvis Jr.    | DB   | 6-2  | 185 | Fr.   | Houston, Texas/Eisenhower HS                                   |
| 30  | Jereem Augustine  | LB   | 6-1  | 215 | R-Fr. | Port Arthur, Texas/Port Arthur Memorial HS                     |
| 22  | Nathan Ayers      | DB   | 6-0  | 200 | Jr.   | Baltimore, Md./Dunbar HS                                       |
| 49  | Marcolm Banks     | FB   | 5-10 | 195 | Fr.   | Tampa, Fla./Wharton HS   |
| 74  | Karim Barton      | OL   | 6-3  | 315 | Sr.   | Los Angeles, Calif./COC/Verdugo Hills HS                       |
| 13  | Elijah Bell       | WR   | 6-3  | 190 | Fr.   | Akron, Ohio/Butchel HS   |
| 47  | Miguel Bernard    | PK   | 6-1  | 215 | Jr.   | Owings Mill, Md./Milford Mill Academy                          |
| 48  | Amihr Bess        | RB   | 5-8  | 190 | So.   | New Haven, Conn./Notre Dame HS                                 |
| 96  | Demarco Bisbee    | DL   | 6-4  | 300 | R-So. | Lansing, Mich./Sexton HS                                       |
| 53  | Stephen Blissett  | LB   | 6-0  | 220 | Sr.   | Pembroke Pines, Fla. / Miramar HS                              |
| 21  | Lafredo Brady     | DB   | 6-0  | 180 | Sr.   | Florida City, Fla. / South Dade HS                             |
| 91  | LaCory Britton    | DL   | 6-3  | 230 | Fr.   | Hendersonville, Tenn./Beach HS                                 |
| 32  | Lamont Brown III  | RB   | 5-9  | 180 | R-Fr. | Suffolk, Va./Nanesmond River HS                                |
| 12  | Chris Clack Jr.   | QB   | 6-3  | 190 | Fr.   | Beaumont, Texas/Westbrook HS                                   |
| 15  | Robert Council    | QB   | 6-4  | 215 | R-Jr. | Camden, S.C./Camden HS   |
| 26  | Keith Davis       | DB   | 6-3  | 220 | Fr.   | Washington, D.C./Friendship HS                                 |
| 35  | Darez Diggs       | DB   | 6-2  | 190 | Fr.   | Washington, D.C. Friendship HS                                 |
| 28  | Arthur Dukes III  | RB   | 5-11 | 200 | Fr.   | Ypsilanti, Mich./Milan HS                                      |
| 42  | Paul Eatman       | DB   | 6-0  | 200 | Jr.   | Jersey City, N.J./Hudson Catholic HS                           |
| 93  | Bryan Egborebhe   | DL   | 6-2  | 255 | So.   | Baltimore, MD/ Patterson HS                                    |
| 75  | Steven Escoboza   | OL   | 6-2  | 295 | Jr.   | N. Hollywood, Calif./Glendale College                          |
| 5   | Ricky Fisk        | QB   | 6-0  | 165 | Fr.   | Port Arthur, Texas/Port Arthur Memorial HS                     |
| 19  | Chris Flowers     | WR   | 5-10 | 165 | Sr.   | Haines City, Fla. / Ridge Community HS                         |
| 38  | Lawrence Forbes   | P    | 6-4  | 180 | R-Fr. | Upper Marlboro, Md./Riverdale Baptist HS                       |
| 8   | Broderick Gager   | WR   | 5-11 | 185 | Sr.   | Williamsburg, Va./UVA-Wise/Jamestown HS                        |
| 88  | Heleaince Gates   | TE   | 6-5  | 240 | R-Fr. | Philadelphia, Pa./Delaware Valley Charter HS                   |
| 41  | Greg Gibson       | DB   | 6-2  | 215 | Fr.   | Houston, Texas Lamar HS  |
| 84  | Willie Gillus III | TE   | 6-1  | 265 | R-Fr. | Suffolk, Va./Nanesmond River HS                                |
| 39  | Delonte Hall      | DB   | 5-8  | 165 | So.   | Fort Washington, Md. / Friendly HS                             |
| 43  | Terry Harris Jr.  | DB   | 5-10 | 175 | Fr.   | Oklahoma City, Okla./Douglass HS                               |
| 82  | Grayling Harrison | WR   | 5-11 | 175 | So.   | Baltimore, Md./Edmonson HS                                     |
| 60  | Justin Haymes     | OL   | 6-0  | 280 | Fr.   | Stone Mountain, Ga./Stephenson HS                              |
| 10  | Seth Higgins      | QB   | 6-5  | 230 | Jr.   | Edgewood, Md./Edgewood HS                                      |
| 50  | Bill Hill         | LB   | 6-1  | 220 | R-So. | Howell, N.J./Tom's River South HS                              |
| 45  | Dionte Holland    | FB   | 6-1  | 235 | So.   | Washington, D.C./Archbishop Carrol HS                          |
| 87  | Nate Ingram       | TE   | 6-3  | 245 | Jr.   | Sicklerville, N.J./L.A. Pierce College/<br>Winslow Township HS |
| 7   | Darien Irby       | SS   | 5-10 | 200 | Sr.   | Seattle, Wash./Fullerton CC/Renton HS                          |
| 70  | Kortlan Jackson   | OL   | 6-2  | 300 | Sr.   | Upper Marlboro, Md./St. John's Prep                            |
| 9   | Ta'Quon Jackson   | LB   | 6-2  | 215 | R-Fr. | Chesapeake, Va./Indian River HS                                |
| 29  | Peterson Janvier  | FS   | 5-10 | 185 | So.   | Immokalee, Fla./Golden Gate HS                                 |
| 81  | Antonio Jefferson | WR   | 6-1  | 180 | Fr.   | Suffolk, Va./Lakeland HS                                       |
| 1   | Orlando Johnson   | RB   | 5-8  | 150 | Fr.   | Memphis, Tenn./Ridgeway HS                                     |
| 4   | Deadrick Jones    | DB   | 5-10 | 180 | Fr.   | Memphis, Tenn./Southwest HS                                    |
| 33  | Darren Kelley     | DB   | 6-2  | 190 | Fr.   | Owens Mills, Md. Potomac HS                                    |

## NUMERICAL ROSTER

|    |                   |    |
|----|-------------------|----|
| 1  | Orlando Johnson   | RB |
| 2  | Joe Rankin        | CB |
| 3  | Herb Walker Jr.   | RB |
| 4  | Deadrick Jones    | DB |
| 5  | Ricky Fisk        | QB |
| 6  | Deshaun Summers   | CB |
| 7  | Darien Irby       | DB |
| 8  | Broderick Gager   | WR |
| 9  | Ta'Quon Jackson   | LB |
| 10 | Seth Higgins      | QB |
| 11 | Andrew King       | WR |
| 12 | Chris Clack       | QB |
| 13 | Elijah Bell       | WR |
| 14 | Amonta Poteat     | WR |
| 15 | Robert Council    | QB |
| 16 | Thomas Martin     | WR |
| 17 | Adrian Palmore    | TE |
| 18 | Moses Skillon     | QB |
| 19 | Chris Flowers     | WR |
| 20 | Cravon Rogers Jr. | DB |
| 21 | Lafredo Brady     | DB |
| 22 | Nathan Ayers      | DB |
| 23 | Tubotein Taylor   | WR |
| 24 | Saquan Moody      | DB |
| 25 | Donyae Olton      | LB |
| 26 | Keith Davis       | DB |
| 27 | Tracy Martin      | RB |
| 28 | Arthur Dukes III  | RB |
| 29 | Peterson Janvier  | FS |
| 30 | Jereem Augustine  | LB |
| 31 | Eric Alvis Jr.    | DB |
| 32 | Lamont Brown III  | RB |
| 33 | Darren Kelly      | DB |
| 34 | Wesley Nichols    | RB |
| 35 | Darez Diggs       | DB |
| 36 | Jamil Lee         | FB |
| 37 | Chris Moller      | PK |
| 38 | Lawrence Forbes   | P  |
| 39 | Delonte Hall      | DB |
| 40 | Fonyi Agendia     | DB |
| 41 | Greg Gibson       | DB |
| 42 | Paul Eatman       | DB |
| 43 | Terry Harris Jr.  | DB |
| 44 | Adam Miller       | FB |

## 2013 MORGAN STATE ALPHABETICAL ROSTER

|                        |    |                                |                      |    |      |     |       |   |
|------------------------|----|--------------------------------|----------------------|----|------|-----|-------|---|
| 45 Dionte Holland      | FB | 76                             | Randon Key           | OL | 6-4  | 335 | Jr.   | Newport News, Va./Fork Union Prep/Warwick HS    |
| 46 Harold Williams     | FB | 11                             | Andrew King          | WR | 5-9  | 170 | Jr.   | Columbia, Md./Atholton HS                       |
| 47 Miguel Bertrand     | PK | 80                             | Brandon LeDay        | WR | 5-11 | 170 | Fr.   | Port Arthur, Texas/Port Arthur Memorial HS      |
| 48 Amihr Bess          | RB | 36                             | Jamil Lee            | FB | 5-10 | 190 | R-Fr. | Joppatowne, Md./Joppatowne HS                   |
| 49 Marcolm Banks       | FB | 52                             | Isaiah Lewis         | LB | 6-1  | 210 | Fr.   | Cedar Hill, Texas /Cedar Hill HS                |
| 50 Bill Hill           | LB | 97                             | Noel Liverpool       | DE | 6-2  | 210 | Fr.   | Baltimore, Md./Archbishop Curley                |
| 51 Devin Washington    | LB | 85                             | Landen Malbrough     | WR | 6-1  | 180 | Fr.   | Beaumont, Texas/Beaumont Central HS             |
| 52 Isaiah Lewis        | LB | 16                             | Thomas Martin        | WR | 5-10 | 175 | R-Fr. | Naples, Fla./Naples HS                          |
| 53 Stephen Blissett    | LB | 27                             | Tracy Martin         | RB | 5-9  | 175 | Jr.   | Burtonsville, Md./Paint Branch HS               |
| 54 Dominique Woods     | OL | 44                             | Adam Miller          | FB | 5-11 | 250 | Fr.   | Fort Worth, Texas/Trinity HS                    |
| 55 Chris Robinson      | LB | 92                             | Andrew Mitchell      | OL | 6-3  | 260 | R-Fr. | Memphis, Tenn./Hamilton HS                      |
| 57 Cody Acker          | LB | 37                             | Chris Moller         | PK | 5-11 | 235 | R-Fr. | Newport News, Va./Woodside HS                   |
| 58 Joel Scott          | LB | 59                             | Lamar Montgomery     | DL | 6-3  | 255 | R-Fr. | Baltimore, Md./Baltimore City College           |
| 59 Lamar Montgomery    | DL | 24                             | Saquan Moody         | DB | 5-10 | 180 | R-Jr. | Chesapeake, Va./Smithfield HS                   |
| 60 Justin Haymes       | OL | 34                             | Wesley Nichols       | RB | 5-11 | 215 | Sr.   | Bakersfield, Calif./L.A. Harbor CC/Stockdale HS |
| 62 Clarence Swain      | OL | 90                             | Lucson Noel          | DL | 6-3  | 250 | Sr.   | Pompano Beach, Fla./Rochester CC/Blanche Ely HS |
| 64 Daniel Onwuegbu     | OL | 73                             | Tyrell Okoro         | OL | 6-4  | 320 | So.   | South Ozone Park, N.Y./Bayside HS               |
| 69 Anthony Pickens     | OL | 25                             | Donyae Olton         | LB | 6-2  | 210 | Jr.   | Alhambra, Calif./East Los Angeles College       |
| 70 Kortlan Jackson     | OL | 64                             | Daniel Onwuegbu      | OL | 6-5  | 335 | R-So. | Houston, Texas/Blinn College                    |
| 71 Josh Stevens        | OL | 17                             | Adrian Palmore       | TE | 6-3  | 240 | Fr.   | St. Petersburg, Fla./Lakewood HS                |
| 72 Darren Pinnock      | OL | 86                             | Chase Phillips       | TE | 6-1  | 200 | Fr.   | Thornton, Colo./Pinnacle HS                     |
| 73 Tyrell Okoro        | OL | 72                             | Darren Pinnock       | OL | 6-4  | 330 | Jr.   | Miami, Fla./Miami-Palmetto HS                   |
| 74 Karim Barton        | OL | 69                             | Anthony Pickens      | OL | 6-1  | 350 | So.   | Newport News, Va./Warwick HS                    |
| 75 Steven Escoboza     | OL | 14                             | Amonta Poteat        | WR | 5-8  | 180 | Fr.   | Washington, D.C./Friendship HS                  |
| 76 Randon Key          | OL | 58                             | George Ramos         | DL | 6-5  | 245 | Fr.   | Lancaster, Texas/Lancaster HS                   |
| 77 Chris Chukwuocha    | OL | 2                              | Joe Rankin           | DB | 5-10 | 190 | Sr.   | Germantown, Md./Seneca Valley HS                |
| 80 Brandon LeDay       | WR | 55                             | Christopher Robinson | DE | 6-2  | 220 | R-Jr. | Baltimore, Md./Dunbar HS                        |
| 81 Antonio Jefferson   | WR | 20                             | Cravon Rogers Jr.    | DB | 6-0  | 185 | Fr.   | Houston, Texas/Lamar HS                         |
| 82 Grayling Harrison   | WR | 99                             | Bradley Sanchez      | DL | 6-3  | 310 | Jr.   | Sante Fe Springs, Calif./E. Los Angeles College |
| 83 Eme Akonawe         | WR | 58                             | Joel Scott           | LB | 6-2  | 230 | So.   | Joppatowne, Md./Joppatowne HS                   |
| 84 Willie Gillus III   | WR | 18                             | Moses Skillon        | QB | 6-5  | 210 | R-Fr. | Liberty City, Fla./Hallandale HS                |
| 85 Landen Malbrough    | WR | 77                             | Calvin Skinner       | OL | 6-3  | 230 | Fr.   | Birmingham, Ala./Wenonah HS                     |
| 86 Chase Phillips      | TE | 94                             | Micale Smith-Murray  | DL | 6-1  | 275 | R-Jr. | Philadelphia, Pa./ Robert Morris/NE Catholic HS |
| 87 Nate Ingram         | TE | 89                             | Ladarius Spearman    | TE | 6-3  | 210 | Fr.   | Beaumont, Texas/Westbrook HS                    |
| 88 Heleaince Gates     | DE | 71                             | Josh Stevens         | OL | 6-3  | 325 | So.   | Baltimore, MD/Eastern Technical HS              |
| 89 Ladarius Spearman   | TE | 6                              | DeShaun Summers      | CB | 5-10 | 175 | So.   | Hampton, Va./Phoebus HS                         |
| 90 Lucson Noel         | DL | 62                             | Clarence Swain       | OL | 6-2  | 360 | R-Jr. | Fayetteville, Ga./ Fayette HS                   |
| 91 LaCory Britton      | DL | 23                             | Tubotein Taylor      | WR | 5-11 | 170 | Sr.   | Anaheim, Calif./Anaheim Canyon HS               |
| 92 Andrew Mitchell     | DL | 3                              | Herb Walker Jr.      | RB | 5-8  | 180 | Fr.   | Cleveland, Ohio/Cleveland Glenville Ginn Acad.  |
| 93 Bryan Egborebe      | DL | 51                             | Devin Washington     | LB | 5-10 | 195 | Jr.   | Fort Washington Md. / Friendly HS               |
| 94 Micale Smith-Murray | DL | 46                             | Harold Williams      | RB | 5-11 | 210 | Jr.   | Baltimore, Md./Hereford HS                      |
| 96 Demarco Bisbee      | DL | 54                             | Dominique Woods      | OL | 6-2  | 300 | Fr.   | Skyline, Texas/Skyline HS                       |
| 97 Noel Liverpool      | DE | <i>As of September 7, 2013</i> |                      |    |      |     |       |   |
| 98 George Ramos        | DL |                                |                      |    |      |     |       |   |
| 99 Bradley Sanchez     | DL |                                |                      |    |      |     |       |   |



## Head Coach

**Donald Hill-Eley**

Career: 54-73 • 12th Year

MSU: Same



- Hill ranks third all-time among MSU coaches with 54 career victories.
- Morgan State has produced four All-Americans, over 20 All-MEAC performers, and four MEAC Players of the Year (1) during the Hill-Eley era.
- Hill led the Bears to within one game of finishing with the MEAC Title during his first season at the helm in 2002.
- Morgan State held one of the longest unbeaten records in college football as they posted a 54 game unbeaten streak (47 wins & 7 ties) from 1931 to 1938 under head coach **Eddie P. Hurt**.
- MSU head coach **Earl C. Banks** held an impressive 31-0 record from 1965-68.
- MSU's last conference championship was won in 1979 under head coach **Clarence Thomas**.
- **Eddie P. Hurt** coached and won 14 CIAA Championships; 1930,1932,1933,1934,1935,1937,1940,1941,1942,1943,1944,1946,1949,1956.
- Head coach **Earl C. Banks** won four CIAA Championships (1962,1965,1967,1968) and one MEAC Championship (1971).
- Morgan State can boast something few other schools in the nation can... four NFL Hall of Famers!!! New York Giant and All-Pro Lineman **Roosevelt Brown**. Kansas City Chief middle linebacker **Willie Lanier**, and Cleveland Brown stars **Len Ford** and **Leroy Kelly**.

## HILL MILESTONE VICTORIES

### AT MSU:

| WIN | DATE | SITE         | OPP.         | SCORE |
|-----|------|--------------|--------------|-------|
| 1   | 2002 | Hughes       | Monmouth     | 35-20 |
| 10  | 2003 | Wash. D.C.   | Howard       | 33-12 |
| 20  | 2005 | Hughes       | Howard       | 7-0   |
| 30  | 2007 | Hughes       | Florida A&M  | 14-12 |
| 40  | 2008 | Hughes       | N.C. A&T     | 7-6   |
| 50  | 2011 | Durham, N.C. | N.C. Central | 52-3  |

### COACH HILL SAID IT - Hill talked about the matchup against Western Kentucky ...

*"We thought we were going to Western Kentucky, but we ended up at the Kentucky Derby ... plenty of horses - plenty horses."*



*"They are a very talented team across the board and we can see how they won their conference last year. They have a great offense, defense and special teams and that's an FBS team that beat Kentucky out of the shoe."*

## Bears Assistant Coaches

- HERBERT PARHAM** • Assc. Head Coach/DLine...played on Virginia Union's football team with Coach Hill.
- JERRY HOLMES** • Defensive Coord. and LB Coach...Hampton Pirates head coach in 2008...12-year NFL career
- GORDON GREGORY** • Offensive Coordinator/QBs...18 seasons of experience, including stops at South Florida and Army
- LEANDRE CREAMER** • Defensive Backs & Co-Special Teams Coach..All-American at Tennessee...Baltimore native.
- BENTON HAROLD** • Tight Ends & Co-Special Teams Coach..graduated from Georgia Southern in 1996.
- MARCUS GLADDEN** • Offensive Line Coach...served as secondary coach at Charleston Southern ('06-'07)
- WILLIAM "B.T." SHERMAN** • Wide Receivers Coach...played WR at Morgan State under Coach Hill.

**Game-By-Game Starters By Position**

**OFFENSE**

| Game  | SE      | LT       | LG    | C     | RG      | RT     | TE     | WR     |
|-------|---------|----------|-------|-------|---------|--------|--------|--------|
| @ARMY | Flowers | Onwuegbu | Woods | Swain | Pinnock | Barton | Ingram | Martin |
| @RMU  | Flowers | Onwuegbu | Woods | Swain | Pinnock | Barton | Ingram | Martin |
| @LU   | Flowers | Onwuegbu | Woods | Swain | Pinnock | Barton | Ingram | Martin |
| @WKU  | Flowers | Onwuegbu | Key   | Swain | Pinnock | Barton | Ingram | Martin |

|       |
|-------|
| NSU   |
| FAMU  |
| @NCCU |
| @HU   |
| HAM   |
| NCAT  |
| @SCSU |
| @DSU  |

| GAME  | QB      | RB     | FB      |
|-------|---------|--------|---------|
| @ARMY | Higgins | Brown  | Holland |
| @RMU  | Council | Walker | Banks   |
| @LU   | Skillon | Brown  | Banks   |
| @WKU  | Skillon | Brown  | Banks   |

|       |
|-------|
| NSU   |
| FAMU  |
| @NCCU |
| @HU   |
| HAM   |
| NCAT  |
| @SCSU |
| @DSU  |

**DEFENSE**

| Game  | DE       | NT     | DE       | SLB      | MLB      | WLB   | XLB  |
|-------|----------|--------|----------|----------|----------|-------|------|
| @ARMY | Mitchell | Bisbee | Gates    | Robinson | Jackson  | Acker | Hill |
| @RMU  | Noel     | Bisbee | Gates    | Robinson | Blissett | Acker | Hill |
| @LU   | Noel     | Bisbee | Gates    | Robinson | Jackson  | Acker | Hill |
| @WKU  | Noel     | Bisbee | Mitchell | Robinson | Blissett | Acker | Hill |

|       |
|-------|
| NSU   |
| FAMU  |
| @NCCU |
| @HU   |
| HAM   |
| NCAT  |
| @SCSU |
| @DSU  |

| Game  | CB     | SS    | FS   | CB    |
|-------|--------|-------|------|-------|
| @ARMY | Rankin | Ayers | Irby | Brady |
| @RMU  | Rankin | Ayers | Irby | Brady |
| @LU   | Rankin | Ayers | Irby | Brady |
| @WKU  | Rankin | Ayers | Irby | Brady |

|       |
|-------|
| NSU   |
| FAMU  |
| @NCCU |
| @HU   |
| HAM   |
| NCAT  |
| @SCSU |
| @DSU  |



**THE LAST TIME ...**

**RUSHING**

Had 400 or more yards:.....vs. Virginia Union, 1996 (447)  
 Had 300 or more yards:.....at N.C. A&T, 2007 (323)  
 Had 200 or more yards:.....at Savannah State, 2012 (272)  
 Had FEWER than 50 yards:.....vs. N.C. A&T, 2011 (33)  
 Had 60 or more rush attempts:.....at Buffalo, 2011 (60)  
 Had 50 or more rush attempts:.....at Army, 2013 (52)  
 Had three TDs:.....at Howard, 2012  
 Had four or more rush TDs:.....at Savannah State, 2012 (5)  
 Had two or more players with 150 rush yards in a game:.....  
 .....vs. Morris Brown, 2002; T.J. Stallings (195), L. Washington (169)  
 Had a player rush for 3 TDs:.....at N.C. Central, 2011, Travis Davidson (3)  
 Had a player rush for 5 or more TDs:..at Howard, 2002, T.J. Stallings (5)  
 Rushed for 200 yards or more:..at Howard, 2008, Devan James, (219)  
 Rushed for 100 yards or more:..at Buffalo, 2012, Travis Davidson, (136)  
 Had a run of 70 or more yards:..Travis Davidson, Savannah St., 2012 (70)  
 Had a run of 60 or more yards:.....Travis Davidson, at BGSU, 2011 (61)  
 Had a run of 50 or more yards:..David Brown, at Florida A&M, 2010 (124)

**PASSING**

Had 400 or more yards passing:.....vs. N.C. A&T, 2001 (551)  
 Had 300 or more yards passing:.....vs. Savannah State, 2011 (318)  
 Had 200 or more yards passing:.....at Robert Morris, 2013 (229)  
 Had LESS than 125 yards passing:.....at Army, 2012 (116)  
 Had LESS than 75 yards passing:.....at Liberty, 2013 (28)  
 Had 50 or more pass attempts:.....at S.C. State, 2004 (59)  
 Had 40 or more pass attempts:.....vs. N.C. A&T, 2011 (40)  
 Had 30 or more pass attempts:.....at Norfolk State, 2012 (35)  
 Attempted 20 or fewer passes:.....at Liberty, 2013 (12)  
 Had 25 or more pass completions:.....at S.C. State, 2004 (32)  
 Had 20 or more pass completions:.....vs. N.C. A&T 2011 (22)  
 Had FEWER than 15 pass completions:.....at WKU, 2013 (15)  
 Had four passing TDs:.....vs. Savannah State, 2011  
 Had three passing TDs:.....vs. Delaware State, 2003  
 Had two passing TDs:.....at WKU, 2013  
 Had zero passing TDs:.....at Liberty, 2013  
 Had four or more passes intercepted:.....vs. B-CU, 2010 (4)  
 Had three passes intercepted:.....at Delaware State, 2010  
 Had two passes intercepted.....at WKU, 2013  
 Did not throw an interception:.....at Liberty, 2013

**RECEIVING**

Had one player with 100 yds rec in gm.....vs. Savannah State, 2011  
 .....(Andre Nelson, 3-116)  
 Had two or more players with 100 yards in a game:.....vs. S.C. State, 2001  
 .....Marc Lester (167 yds), T.J. Stallings (112)

**COMBINATION OFFENSE**

Had one 300 yard passer and one 100-yard rushing in a game:.....  
 .....at S.C. State, 2004, (B. Littlejohn 392-pass, J. Jackson 145-run)  
 Had one 100-yard receiver and one 100-yard rusher in a game:.....  
 .....at Norfolk State, 2010, (D. Brown 128 yds-run,  
 .....W. Diggs 103 yds-receiving)

**TOTAL OFFENSE**

Had 600 or more yards total offense.....vs. Norfolk State, 2002 (601)  
 Had 550 or more yards total offense:.....vs. S.C. State, 2004 (625)  
 Had 500 or more yards total offense:..vs. Savannah State, 2005 (504)  
 Had 400 or more yards total offense:.....at N.C. Central, 2011 (415)  
 Had LESS than 200 yards total offense:.....at Liberty, 2013 (171)  
 Had 85 or more plays total offense:.....vs. Hampton, 2010 (55)  
 Had 75 or more plays total offense.....at Buffalo, 2012 (78)

**SCORING**

Scored 60 or more points:.....vs. Norfolk State, 1967 (63)  
 Scored 50 or more points:.....at N.C. Central, 2011 (52)  
 Scored 40 or more points:.....vs. Savannah State, 2012 (45)  
 Scored 30 or more points:.....at Buffalo, 2012 (34)  
 Allowed 60 or more points:.....at Akron, 2012 (66)  
 Allowed 50 or more points:.....at WKU, 2013 (58)  
 Allowed 40 or more points:.....at Hampton, 2011 (42)  
 Allowed 30 or more points:.....at Liberty, 2013 (38)  
 Was held scoreless:.....at Norfolk State, 2012 (30-0)  
 Was held scoreless in the 1st half:.....at Liberty, 2013 (28-0)  
 Was held scoreless in the 2nd half:.....at Norfolk State, 2012 (3-0)  
 Was held scoreless in Hughes Stadium:..vs. #17 S.C. State, 2008 (32-0)  
 Was held scoreless on the road:.....at Norfolk State, 2012 (30-0)  
 Held opponent scoreless in the 1st half: .....at Delaware St., 2011 (6-0)  
 Held opponent scoreless:.....at Delaware State, 2011 (12-0)  
 Held opponent scoreless at Hughes Stadium:..vs. Howard, 2005 (7-0)  
 Held two opponents scoreless in one season:.....  
 .....1979,vs. UMEs (41-0), vs. Delaware State (22-0)  
 Held three opponents scoreless in one season:.....Not since 1934  
 Held four opponents scoreless in one season:.....Not since 1934  
 Held five opponents scoreless in one season:.....1934, (8)  
 Held a MEAC opponent scoreless: .....at N.C. A&T (32-0),2006  
 Held two opponents scoreless: .....vs. MD-Eastern Shore (41-0),1979  
 .....vs. Delaware State (22-0), 1979  
 Held three opponents scoreless: .....vs. NC College (23-0), 1967  
 .....vs. Delaware State (27-0) vs. Norfolk State (63-0)  
 Held four MEAC opponents scoreless:.....vs. Hampton (54-0),1966  
 .....NC College (21-0) Virginia State (65-0) Delaware State (38-0)  
 Scored a two-point conversion:.....at Hampton, 2011  
 .....(L. Bryant pass from S. Higgins)  
 Attempted a two-point conversion.....at Howard, 2012

**TURNOVERS**

Committed five or more turnovers:.....at Norfolk State, 2012 (5)  
 Committed four or more turnovers:..vs. Del. State, 2010 (3 INTs, 1 fumble)  
 Had four or more fumbles:.....at Norfolk State, 2012 (5)  
 Had three fumbles:.....at Akron, 2012  
 Did not commit a turnover:.....vs. Delaware State, 2012  
 Recorded five or more takeaways:.....at N.C. Central, 2011 (5)  
 Recorded three or more fumble recoveries.....at N.C. Central, 2011 (4)  
 Recorded two fumble recoveries.....vs. Bethune-Cookman, 2012  
 Returned two or more INTS for TDs:.....vs. NC Central, (2008)  
 Returned an interception:.....at WKU, 2013 ( DeShaun Summers)  
 Returned INT for a TD:.....vs. Sacred Heart, 2012 (Joe Rankin, 72 yds)  
 Returned a fumble for a TDs:.....vs. Howard (Michael Dallas II);  
 vs. Del. State (Sheldon Jacques, 2 yds); vs. Hamp-  
 ton 2008 (Darren McKhan); vs. Norfolk State, 2007 (Dar-  
 ren McKhan); at Howard, 2006 (Jarrell Guyton/Everette Baker);  
 .....vs. Norfolk State, 2003 (Albert Gamble)  
 Returned a blocked extra point for 2-points:.....vs. Towson, 2009  
 .....(Darren McKhan)

**DEFENSE**

Held opponent to 0 or fewer rushing yards:..vs. Bowie State, 2010 (-33)  
 Held opponent to 50 or fewer rushing yards:..at Delaware St., 2011 (2)  
 Held opponent to 100 or fewer rushing yards:.....vs. RMU, 2011 (88)  
 Held opponent to 50 or fewer passing yards:.....vs. Hampton, 20102 (42)  
 Held opponent to 100 or fewer passing yards:.....at BCU, 2012 (70)  
 Held opp to 300 or fewer total offense:.....at Savannah State, 2012 (248)  
 Held opp to 200 or fewer total offense.....vs. Savannah State, 2011 (188)  
 Held opp to 150 or fewer total offense.....at Delaware State, 2011 (54)  
 Intercepted five or more passes:.....vs. NC Central, 2008 (6)  
 Intercepted four passes:.....at Bethune-Cookman, 2007

Intercepted three passes:.....vs. Hampton, 2012  
 Intercepted two passes:.....at Western Kentucky, 2013  
 Scored a safety:.....at Bowie State, 2010  
 Recorded six or more sacks:.....vs. Hampton, 2012 (6)  
 Recorded five sacks:.....at Robert Morris, 2013  
 Held opponent to 10 or fewer first downs:.....at Delaware State, 2011 (3)  
 Had 10 or more tackles.....Cody Acker at Robert Morris, 2013 (12)

**SPECIAL TEAMS**

Had a field goal of 40 or more yards:.....at Western Kentucky, 2013  
 .....(Chris Moller, 40 yds)  
 Had a punt of 50 or more yards.....at Army, 2013  
 .....(Lawrence Forbes, 78 yds)  
 Returned a punt for a TD:.....vs. N.C. A&T, 2004  
 .....(Larry Dixon, 18 yds)  
 Punted 8 or more times: .....Earvin Gonzalez at N.C. A&T, 2012 (10)  
 Returned a blocked punt for a TD: at N.C. A&T, 2008 (Willie Hardmon, 0 yds)  
 Returned a kickoff for a TD:vs. Delaware St., 2012 (Tyrone Hendrix, 100 yds)  
 Returned a kickoff and a punt for a TD:.....--  
 Blocked one punt:.....at Delaware State, 2009 (Richard Wilson)  
 Blocked a field goal:.....vs. Bethune-Cookman, 2012 (Joe Rankin)  
 Blocked an extra point conversion...at Savannah St., 2012 (Chris Eugene)  
 Missed a kicking PAT: .....at Army, 2013 (Chris Moller)

**THE LAST TIME AN OPPOSING PLAYER...**

**PASSING**

Had 400 or more yards passing: .....at Akron, 2012 (565)  
 Had 300 or more yards passing: .....vs. Delaware State, 2012 (398)  
 Had 200 or more yards passing: .....at WKU, 2013 (211)  
 Had FEWER than 100 yards passing:.....vs. Hampton, 2012 (42)  
 Had 40 or more pass attempts: .....vs. Delaware State, 2012 (44)  
 Had 30 or more pass completions:.....vs. Delaware State, 2012 (33)  
 Had four or more passing TDs: .....at Akron, 2012 (6)  
 Had three passing TDs: .....at Hampton, 2011

**RECEIVING**

Had one player with 100 yards receiving in a game:.....vs. DSU,  
 .....2012, T. Tarpley (143)  
 Had eight or more players catch a pass: .....vs. DSU, T. Tarpley, 2012 (12)

**TOTAL OFFENSE**

Had 600 or more yards total offense:.....at Akron, 2012 (753)  
 Had 500 or more yards total offense.....at WKU, 2013 (588)  
 Had 400 or more yards total offense:.....at Liberty, 2013 (432)  
 Had 300 or more yards total offense: .....at Army, 2013 (396)  
 Had FEWER than 125 yards total offense:..at Delaware State, 2011 (54)  
 Had 80 or more plays: .....at Akron, 2012 (97)  
 Had 70 or more plays: .....vs. Hampton, 2012 (78)

**SCORING**

Scored 60 or more points: .....at Akron, 2012 (66)  
 Scored 50 or more points: .....at WKU, 2013 (58)  
 Scored 40 or more points: .....at Hampton, 2011 (42)  
 Scored 30 or more points: .....at Liberty, 2013 (38)  
 Scored a two-point conversion: .....vs. Delaware State, 2012 (pass)

**TURNOVERS**

Had four or more fumbles: .....at N.C. Central, 2011 (8)  
 Had three or more fumbles LOST: .....at N.C. Central, 2011 (4)  
 Did not commit a turnover: .....at #23 N.D. State, 2010  
 Intercepted five or more passes: .....vs. NC Central, 2008 (6)  
 Intercepted four or more passes: .....vs. B-CU, 2010 (4)  
 Intercepted three or more passes: .....at Delaware State, 2010 (3)  
 Returned an INT for a TD: .....at Norfolk State 2012 (X. Boyce, 16 yds)

Returned a fumble for a TD:.....at Akron, 2012 (Nick Rossi, 29 yds)

**DEFENSE**

Held MSU to 15 or fewer first downs:.....at Liberty, 2013 (11)  
 Scored a safety: .....at WKU, 2013  
 Held MSU to 50 or fewer yards rushing: .....vs. N.C. A&T, 2011 (33)  
 Held MSU to 300 or fewer yards passing:.....at N.C. A&T, 2012 (251)  
 Held MSU to 200 or fewer yards passing:.....at WKU, 2013 (135)  
 Held MSU to 100 or fewer yards passing: .....at Liberty, 2013 (28)  
 Held MSU to 300 or fewer yards total offense: .....at Liberty,  
 .....2013 (171)

**SPECIAL TEAMS**

Returned a punt for a TD:..Phillip Adams, #17 S.C. State., 2008 (61 yds)  
 Returned a blocked punt for a TD:.....James Monds, B-CU, 2007 (24 yds)  
 Returned a kickoff for a TD:.....N.C. A&T, 2010, Justin Ferrell,  
 .....(90 yds)  
 Punted 8 or more times: .....at Hampton, 2011 (10)  
 Punted Once: .....at Western Kentucky, 2013  
 Did not Punt: .....at Norfolk State, 2010  
 Missed a kicking PAT: .....at Norfolk State, 2012 (E. Goldberg)  
 Blocked a PAT: .....vs. Norfolk State, 2007  
 Blocked a Field Goal:.....at Western Kentucky, 2013 (Tyree Robinson)  
 Blocked two Field Goals:..vs. B-Cookman, 2012 (Dawud Lane, Lavon McCoy)  
 Returned a blocked FG for a TD.....Jonathan Dowling, WKU, 2013 (70 yds)  
 Blocked a Punt: .....vs. Howard, 2012 (Devin Rollins)  
 Missed a FG:.....at Robert Morris, 2013 (Conner Shennan, 30)  
 Missed 2 or more FGs:.....vs. Howard, 2011 (Parker Munoz, 35, 39)

**MISCELLANEOUS**

Had 20 or more first downs: .....at WKU, 2013 (28)  
 Had FEWER than 10 first downs: .....at Delaware State, 2011 (3)  
 Had 10 or more penalties:.....at Robert Morris, 2013 (11)  
 Had zero penalties:.....at Army, 2013  
 Had 100 or more yards in penalties:.....at Norfolk State, 2012 (119)  
 Had 35 minutes or more of possession time:.....vs. B-Cookman, 2012  
 .....(36:10)  
 Had one 100-yard rushing and one 100-yard receiver:.....at Buffalo,  
 .....2012 (Branden Oliver 238-rush, Alex Neutz 154-receiving)

**RUSHING**

Rushed 40 or more times: .....at WKU, 2013 (44)  
 Rushed 30 or more times:.....Dennis Mathis, vs. Hampton, 2008 (34)  
 Rushed 25 or more times:.....Jeremiah Schwartz, Hampton, 2012 (29)  
 Rushed for 200 yards or more:.....WKU, Antonio Andrews,  
 .....2013 (213)  
 Rushed for 150 yards or more:.....Daryl Jones, Norfolk State,  
 .....2007 (167)  
 Rushed for 100 yards or more:.....Angel Santiago, at Army,  
 .....2013 (120)  
 Rushed for three or more TDs: .....at WHU, 2013 (7)  
 Player rushed for three or more TDs: .Antonio Andrews, at WKU, 2013 (5)  
 Rushed for two or more TDs: ....Clifton Richardson, at Liberty, 2013 (2)  
 Had a run of 80 or more yards: .....Philip Sylvestre, FAMU, 2010 (88)  
 Had a run of 70 or more yards:.....Mike Mayhew, N.C. A&T, (78)  
 Had a run of 60 or more yards: .....Antonio Andrews, WKU, 2013 (65)  
 Had a run of 50 or more yards: .....Randy Maynes, Norfolk State (56)

**PASSING**

Passed for 500 or more yards:..Bobby Townsend, Howard, 1999 (522)  
 Passed for 400 or more yards:..Dalton Williams, Akron, 2012 (446)  
 Passed for 300 or more yards:..Nick Elko, Delaware State, 2012 (398)  
 Passed for 200 or more yards:.....Nico Flores, Norfolk State, 2012, (216)  
 Attempted 50 or more passes: .....Tim Little, Sacred Heart, 2012 (50)  
 Attempted 40 or more passes:.....Nick Elko, DSU, 2012 (43)

Completed 30 or more passes: .....Nick Elko, DSU, 2012 (33)  
 Completed 20 or more passes:.....Tim Little, Sacred Heart, 2012 (24)  
 Threw five or more TD passes:.....Matt Schilz, BGSU, 2011 (5)  
 Threw 5 or more interceptions:.....Stadford Brown, NC Central, 2008 (5)  
 Threw three TD passes: .....Paul Jones, at Robert Morris, 2013  
 Completed a pass of 75 or more yards: ..M. Franco to P. Kirkland, Bethune-Cookman, 2007 (82)  
 Completed a pass of 50 or more yards: .....Todd Porter to Willie McNeal  
 .....at Western Kentucky, 2013 (56)

**RECEIVING**

Caught 10 or more passes.....Travis Tarpley, Delaware State, 2012 (12)  
 Caught six or more passes:.....J. Wilson, at Delaware State, 2012 (8)  
 Had 150 or more yds receiving:.....Alex Neutz, at Buffalo, 2012 (154)  
 Had 100 or more yards receiving:.....Travis Tarpley, vs. Delaware St., 2012 (143)  
 Caught two TD passes:.....Travis Tarpley, at Delaware St., 2012  
 Caught three TD passes:.....Deryn Bowser, at Akron, 2009  
 Caught four TD passes:.....Alex Neutz, at Buffalo, 2012

**SCORING**

Scored four or more TDs:.....Antonio Andrews, WKU, 2013 (5 runs)  
 Scored three or more TDs: .....Desmond Rice, at Liberty, 2013 (3 runs)  
 Scored two TDs: .....Clifton Richardson, at Liberty, 2013 (2 run)

**DEFENSE**

Intercepted three or more passes:.....Michael Williams, B-CU, 2010 (3)  
 Intercepted two or more passes:.....Don Carey, Norfolk State, 2008 (2)  
 Recorded three or more sacks: .....Joey Drayton, Hampton, 2003 (3)  
 Recorded two sacks:.....Forest Mason, Robert Morris, 2013 (2.0)  
 Returned a fumble for a TD:.....at Akron, 2012 (Nick Rossi, 29 yds)

**SPECIAL TEAMS**

Scored 10 or more points kicking:.....R. Stein, Akron, 2012 (12) Kicked four field goals:  
 .....R. Estep, Norfolk State, 2011 (4)  
 Kicked three field goals: .....B. Erikson, #15 S.C. State, 2010 (3)  
 Kicked a 50-yard field goal:.....Zach Cimaglia, N.C. A&T, 2012 (53)  
 Kicked a 60-yard punt: .....J. Stovall, Hampton, 2011 (60)  
 Kickoff Ret. of 50 yds or more:.....Branden Murie, at Buffalo, 2012 (53)  
 Punt Ret. of 50 yds or more:.....R. Smith, at #23 N.D. State, 2010 (51)

You can find a digital version of the 2013 Morgan State Football Media Guide online at [www.morganstatebears.com](http://www.morganstatebears.com)



**2013 Heritage Sports Radio Black College FCS Poll**

|                                  |     |     |    |
|----------------------------------|-----|-----|----|
| 1. Tennessee State Tigers (8)    | 3-1 | 169 | 2  |
| 2. North Carolina A&T Aggies (4) | 2-0 | 159 | 2  |
| 3. B-Cookman Wildcats (6)        | 3-1 | 157 | 1  |
| 4. Alcorn State Braves           | 3-1 | 134 | 4  |
| 5. Alabama State Hornets         | 2-2 | 123 | 5  |
| 6. Jackson State Tigers          | 2-2 | 105 | 6  |
| 7. South Carolina State Bulldogs | 2-2 | 85  | 10 |
| 8. North Carolina Central Eagles | 2-2 | 67  | 7  |
| 9. Prairie View A&M Panthers     | 2-2 | 53  | NR |
| 10. Howard Bison                 | 1-2 | 49  | 9  |

Others receiving votes: Southern 44, Florida A&M 40, Alabama A&M 32.

**Bear Trends**

|                                       |     |
|---------------------------------------|-----|
| <b>MSU's Record When...</b>           |     |
| August                                | 0-1 |
| September                             | 0-3 |
| October                               | 0-0 |
| November                              | 0-0 |
| December                              | 0-0 |
| <b>MSU's Conference Record...</b>     |     |
| at home                               | 0-0 |
| on the road                           | 0-0 |
| neutral                               | 0-0 |
| <b>MSU's Non-Conference Record...</b> |     |
| at home                               | 0-0 |
| on the road                           | 0-4 |
| neutral                               | 0-0 |
| <b>MSU's Record in Games...</b>       |     |
| decided by 7 pts or less              | 0-0 |
| decided by 3 pts or less              | 0-0 |
| Away during the day                   | 0-1 |
| Away at night                         | 0-3 |
| Home during the day                   | 0-0 |
| Home at night                         | 0-0 |
| <b>MSU's Record When Scoring...</b>   |     |
| less than 20 points                   | 0-4 |
| 20+ points                            | 0-0 |
| 25+ points                            | 0-0 |
| <b>MSU's Record When...</b>           |     |
| Leading after 1st qtr                 | 0-0 |
| Trailing after 1st qtr                | 0-4 |
| Leading at the half                   | 0-0 |
| Trailing at the half                  | 0-4 |
| Tied at the half                      | 0-0 |
| Leading after 3rd qtr                 | 0-0 |
| Trailing after 3rd qtr                | 0-4 |
| Tied after 3rd qtr                    | 0-0 |
| <b>MSU's Record When...</b>           |     |
| Scoring first                         | 0-0 |
| Opponent scores first                 | 0-4 |
| <b>MSU's Record When...</b>           |     |
| Running more plays than opp.          | 0-1 |
| Opponent runs more plays              | 0-3 |
| Running the same number of plays      | 0-0 |
| <b>MSU's Record When...</b>           |     |
| Committing more turnovers             | 0-2 |
| Committing less turnovers             | 0-1 |
| Turnovers are even                    | 0-0 |
| Committing at least 2 turnovers       | 0-3 |
| Committing less than 2 turnovers      | 0-0 |
| <b>MSU's Record When...</b>           |     |
| Winning time of possession            | 0-2 |
| <b>MSU's Record With...</b>           |     |
| less than 300 yards                   | 0-2 |
| 400+ yards total offense              | 0-0 |
| 500+ yards of total offense           | 0-0 |
| 600+ yards of total offense           | 0-0 |
| less than 100 yards rushing           | 0-1 |
| 150+ yards rushing                    | 0-2 |
| 200+ yards rushing                    | 0-0 |
| 250+ yards rushing                    | 0-0 |
| less than 200 yards pass              | 0-3 |
| 300+ yards passing                    | 0-0 |
| 350+ yards passing                    | 0-0 |
| 400+ yards passing                    | 0-0 |
| <b>MSU's Record When Allowing...</b>  |     |
| less than 200 total yards             | 0-0 |
| less than 300 total yards             | 0-0 |
| less than 400 total yards             | 0-2 |
| 400+ yards total offense              | 0-2 |
| less than 100+ yard rush              | 0-0 |
| 100+ yards rush                       | 0-4 |
| less than 200 yards pass              | 0-3 |
| less than 300 yards pass              | 0-0 |

**MORGAN STATE**

| QTR | Opponent         | Time  | Scoring Play                            | Conversion            | Plays-Yards | TOP  | Score |
|-----|------------------|-------|---|-----------------------|-------------|------|-------|
| 2   | at Army          | 12:36 | R. Council 1 yd run                     | Team rush failed      | 18-82       | 9:05 | 6-21  |
|     |                  | 8:09  | C. Flowers 22 yd pass from R. Council   | C. Moller kick failed | 9-81        | 4:17 | 12-28 |
| 4   | at Robert Morris | 13:20 | A. King 6 yd pass from M. Skillon       | C. Moller             | 6-80        | 1:50 | 7-21  |
|     |                  | 00:00 | A. King 44 yd pass from M. Skillon      | C. Moller             | 8-66        | 2:53 | 14-31 |
| 2   | at Liberty       | 12:04 | C. Moller 35 fg                         |                       | 10-53       | 3:56 | 3-14  |
| 4   |                  | 2:39  | H. Walker 4 yd run                      | C. Moller             | 14-75       | 7:44 | 10-38 |
| 1   | at W. Kentucky   | :12   | N. Ingram 35 yd pass from S. Higgins    | C. Moller             | 6-79        | 2:07 | 7-28  |
| 3   |                  | 5:35  | C. Moller 40 yd field goal              |                       | 7-(-1)      | 3:46 | 10-42 |
|     |                  | :33   | A. Jefferson 14 yd pass from S. Higgins | C. Moller             | 5-69        | 2:17 | 17-49 |

**TALE OF THE TAPE**

**2013 STATISTICS  
OFFENSE**

| Category           | Morgan State | Norfolk State |
|--------------------|--------------|---------------|
| Scoring            | 13.2         | 6.0           |
| Total Yards        | 270.0        | 207.3         |
| Rushing Offense    | 143.0        | 77.3          |
| Passing Offense    | 127.0        | 130.0         |
| First Downs        | 58           | 42            |
| 3rd-Dwn Conv.      | 43% (23-53)  | 12%           |
| 4th-Dwn Conv.      | 40% (2-5)    | 67%           |
| Sacks Allowed      | 10-50        | 12-69         |
| Red Zone Off.      | 78% (7-9)    | 100% (2-2)    |
| Punt Returns       | 2.0          | 4.7           |
| Kick Returns       | 18.1         | 16.8          |
| Avg. Punting       | 37.6         | 35.6          |
| Field Goals        | 50% (2-4)    | 0% (0-0)      |
| Penalties          | 63.8         | 48.0          |
| Fumbles-Lost       | 6-4          | 2-1           |
| Time of Possession | 30:21        | 27:35         |



(0-4, 0-0 MEAC)



(0-3, 0-0 MEAC)

**TALE OF THE TAPE**

**2013 STATISTICS  
DEFENSE**

| Category              | Morgan State | Norfolk State |
|-----------------------|--------------|---------------|
| Scoring               | 38.8         | 27.0          |
| Total Yards           | 449.8        | 355.7         |
| Rushing Offense       | 298.0        | 214.0         |
| Passing Offense       | 151.8        | 141.7         |
| First Downs           | 93           | 50            |
| 3rd-Dwn Conv.         | 48% (19-40)  | 32% (14-44)   |
| 4th-Dwn Conv.         | 86% (6-7)    | 25% (1-4)     |
| Sacks By              | 6-56         | 6-35          |
| Red Zone Def.         | 86% (18-21)  | 83% (10-12)   |
| Punt Returns          | 14.4         | 7.4           |
| Kick Returns          | 18.3         | 23.7          |
| Avg. Punting          | 41.6         | 37.8          |
| Field Goals Against   | 50% (2-4)    | 67% (4-6)     |
| Penalties             | 25.5         | 81.7          |
| Opp. T. of Possession | 29:40        | 32:25         |

**INDIVIDUAL MORGAN STATE GAME HIGHS**

|                  |  |
|------------------|--|
| Rushes           | 19, L. Brown at Army (Aug 30, 2013)        |
| Yards Rushing    | 90, M. Skillon at Liberty (Sept. 14, 2013) |
| TD Rushes        | 1, R. Council at Army (Aug 30, 2013)       |
| Long Rushes      | 40, T. Martin at WKU (Sept. 21, 2013)      |
| Pass Attempts    | 21, S. Higgins at WKU (Sept. 21, 2013)     |
| Pass completions | 13, S. Higgins at WKU (Sept. 21, 2013)     |
| Yards Passing    | 207, M. Skillon at RMU (Sept. 07, 2013)    |
| TD Passes        | 2, M. Skillon at RMU (Sept. 07, 2013)      |
| Long Pass        | 55, M. Skillon at RMU (Sept. 07, 2013)     |

|                     |  |
|---------------------|--|
| Receptions          | 5, A. King at RMU (Sept. 07, 2013)             |
| Yards Receiving     | 67, C. Flowers at RMU (Sept. 07, 2013)         |
| TD Receptions       | 2, A. King at RMU (Sept. 07, 2013)             |
| Long Reception      | 55, T. Taylor at RMU (Sept. 07, 2013)          |
| Field Goals         | 1, C. Moller at Liberty (Sep. 14, 2013)        |
| Long Field Goals    | 40, C. Moller at WKU (Sept. 21, 2013)          |
| Punts               | 5, L. Forbes at RMU (Sept. 07, 2013)           |
| Punting Avg         | 52.0, L. Forbes at Liberty (Sept. 14, 2013)    |
| Long Punt           | 78, L. Forbes at Liberty (Sept. 14, 2013)      |
| Long Punt Return    | 4, A. King at Liberty (Sept. 14, 2013)         |
| Long Kickoff Return | 27, C. Flowers at Liberty (Sept. 14, 2013)     |
| Tackles             | 12, C. Acker at Liberty (Sept. 14, 2013)       |
| Interceptions       | 1, J. Rankin/Bill Hill at RMU (Sept. 07, 2013) |

**OPPONENT GAME HIGHS**

|                  |   |
|------------------|---|
| Rushes           | 17, A. Andrews at WKU (Sept 21, 2013)   |
| Yards Rushing    | 213, A. Andrews at WKU (Sept. 21, 2013) |
| TD Rushes        | 5, A. Andrews at WKU (Sept. 21, 2013)   |
| Long Rushes      | 65, A. Andrews at WKU (Sept. 21, 2013)  |
| Pass Attempts    | 26, P. Jones at RMU (Sept 07, 2013)     |
| Pass completions | 13, P. Jones at RMU (Sept. 07, 2013)    |
| Yards Passing    | 194, P. Jones at RMU (Sept 07, 2013)    |
| TD Passes        | 3, P. Jones at RMU (Sept 07, 2013)      |
| Long Pass        | 56, T. Porter at WKU (Sept. 21, 2013)   |

|                     |  |
|---------------------|--|
| Receptions          | 4, T. Digby at RMU (Sept 07, 2013)         |
| Yards Receiving     | 85, W. McNeal at WKU (Sept 07, 2013)       |
| TD Receptions       | 1, C. Lawrence at Army (Aug 30, 2013)      |
| Long Reception      | 56, W. McNeal at WKU (Sept 21, 2013)       |
| Field Goals         | 1, C. Lawrence at Army (Aug 30, 2013)      |
| Long Field Goals    | 40, J. Lunsford at Liberty (Sept 14, 2013) |
| Punts               | 3, A. Tardieu at Army (Aug 30, 2013)       |
| Punting Avg         | 52.0, T. LaMancusa at RMU (Sept 07, 2013)  |
| Long Punt           | 52, T. LaMancusa at Army (Aug 30, 2013)    |
| Long Punt Return    | 38, A. Eddie at RMU (Sept 07, 2013)        |
| Long Kickoff Return | 43, BW.Aikens at Liberty (Sept 14, 2013)   |
| Tackles             | 16, G. Bacon at Army (Aug 30, 2013)        |
| Interceptions       | 1, A. Eddie at RMU (Sept. 21, 2013)        |

**MORGAN STATE TEAMS HIGHS**

|                  |                              |
|------------------|------------------------------|
| Rushes           | 52, at Army (Aug 30, 2013)   |
| Yards Rushing    | 185, at Army (Aug 30, 2013)  |
| Yards Per Rush   | 4.9, at WKU (Sept 21, 2013)  |
| TD Rushes        | 1, at Army (Aug 30, 2013)    |
| Pass attempts    | 28, at RMU (Sept 07, 2013)   |
| Pass completions | 15, at WKU (Sept. 21, 2013)  |
| Yards Passing    | 229, at RMU (Sept. 07, 2013) |
| Yards Per Pass   | 11.6, at Army (Aug 30, 2013) |
| TD Passes        | 2, at RMU (Sept 07, 2013)    |
| Total Plays      | 62, at Army (Aug 30, 2013)   |
| Total Offense    | 317, at WKU (Sept 21, 2013)  |
| Yards Per Play   | 5.1, at WKU (Sept 21, 2013)  |
| Points           | 17, at WKU (Sept 21, 2013)   |
| Sacks By         | 2, at Army (Aug 30, 2013)    |
| First Downs      | 18, at WKU (Sept 21, 2013)   |
| Penalties        | 11, at RMU (Sept 07, 2013)   |
| Penalty Yards    | 81, at RMU (Sept 07, 2013)   |

**OPPONENT TEAM HIGHS**

|                  |                                |
|------------------|--------------------------------|
| Rushes           | 46, at Liberty (Sept 14, 2013) |
| Yards Rushing    | 377, at WKU (Sept 21, 2013)    |
| Yards Per Rush   | 8.6, at WKU (Sept 21, 2013)    |
| TD Rushes        | 7, at WKU (Sept 21, 2013)      |
| Pass attempts    | 27, at RMU (Sept 07, 2013)     |
| Pass completions | 17, at WKU (Sept 21, 2013)     |
| Yards Passing    | 211, at WKU (Sept 21, 2013)    |
| Yards Per Pass   | 12.6, at Army (Aug 30, 2013)   |
| TD Passes        | 3, at RMU (Sept 07, 2013)      |
| Total Plays      | 68, at WKU (Sept 21, 2013)     |
| Total Offense    | 588, at WKU (Sept 21, 2013)    |
| Yards Per Play   | 8.6, at WKU (Sept 21, 2013)    |
| Points           | 58, at WKU (Sept 21, 2013)     |
| Sacks By         | 6, at RMU (Sept 07, 2013)      |
| First Downs      | 28, at WKU (Sept 21, 2013)     |
| Penalties        | 7, at RMU (Sept 07, 2013)      |
| Penalty Yards    | 40, at Liberty (Sept 14, 2013) |