



MONMOUTH

2023-24 MEN'S BASKETBALL ALMANAC

2003-04, 2004-05 NEC Regular Season Champions | 2015-16, 2016-17, 2020-21 MAAC Regular Season Champions | Four NCAA Appearances: 1996, 2001, 2004, 2006

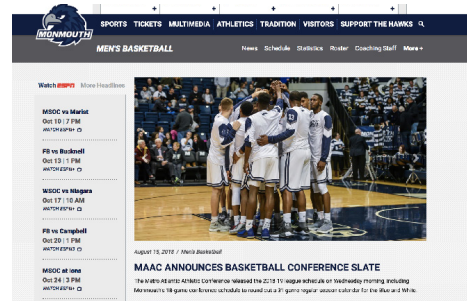
Table of Contents

- 2 Quick Facts
- 3 Schedule
- 4 OceanFirst Bank Center
- 5-6 Head Coach King Rice
- 7-9 Assistant Coaches and Support Staff
- 10 Team Roster
- 11-12 History
- 13-22 Records
- 23-24 OceanFirst Bank Center Records
- 25 All-Time Records
- 26 Coaching History
- 27 NEC Awards and Records
- 28 MAAC Awards and Records
- 29 CAA Awards and Records
- 30-31 NEC History and Postseason Tournaments
- 32-35 NCAA Tournament History
- 36-37 Year-by-Year Team Stats
- 38 Monmouth vs. the CAA
- 39 MAAC Tournament History
- 40 CAA Tournament History
- 41-43 Yearly Leaders
- 44-53 Season-by-Season Results
- 54 In-Season Tournaments
- 55 Records vs. Opponents
- 56-57 All-Time Roster
- 58-62 1,000-point scorers and MU vs. ranked teams

Monmouth Men's Basketball on the Web ...

For all information you need on Monmouth University men's basketball, including news, biographies, statistics, game notes, video interviews, highlights and much more, visit the official home of Monmouth Athletics at ...

MonmouthHawks.com



Twitter: @MonmouthBBall

Facebook: Monmouth Basketball

Instagram: MonmouthMensBBall



The 2023-24 Monmouth University Men's Basketball Almanac is a publication of the Monmouth Athletics Communications Office, edited and coordinated by Gary Kowal. Contributions were made by Gary Kowal, Monmouth Office of Public Affairs, the Metro Atlantic Athletic Conference and opponent SIDs. **Photo credits:** Taylor Jackson, Jim Reme, Blaze Nowara, David Schofield, Alex Mielechowsky, Karlee Sell, Mark Brown.



GENERAL INFORMATION

Location: West Long Branch, NJ 07764
Founded: 1993
Enrollment: 6,400
Affiliation: NCAA Division I
Conference: Colonial Athletic Association (CAA) - 1st season
Colors: Midnight Blue (282) and White
Nickname: Hawks
President: Dr. Patrick F. Leahy
Acting Director of Athletics: Jennifer Sansevero
Home Court: OceanFirst Bank Center
Press Row Phone: (732) 571-3677
Athletic Department Phone/Fax: (732) 571-3415 / 3535
Athletics Official Website: MonmouthHawks.com
Athletics Tickets Box Office: (732) 263-6889
Athletics Tickets: MonmouthHawks.com/Tickets

TEAM INFORMATION

2022-23 Overall Record: 7-26
2022-23 Home Record: 3-10
2022-23 Road Record: 3-15
2022-23 Neutral Record: 1-1
2022-23 CAA Record/Finish: 5-13 (13th)
Letterwinners Returning/Lost: 10/4
Starters Returning/Lost: 3/2
Returning Starters (3):
 G - Jakari Spence
 G - Jack Collins
 F - Klemen Vuga
Starters Lost (2):
 G - Tahron Allen
 F - Myles Foster
Returners (10):
 G - Andrew Ball
 G - Jack Collins
 C - Tadhg Crowley
 G - Jayden Doyle
 G - Sam Fagan
 G - Jack Holmstrom
 C - Amaan Sandhu
 G - Jakari Spence
 F - Jaret Valencia
 F - Klemen Vuga
Newcomers (9):
 G - Xander Rice F - Quinn Peters G - Corey Miller
 G - Gabe Spinelli F - Nikita Konstantynovskiy
 G - Jack Leahy G - Abdi Bashir Jr.
 F - Braedan Allen G - Cornelius Robinson Jr.

PROGRAM HISTORY

First Season of Men's Basketball: 1956-57
All-Time Record: 1,035-851 (67 seasons)
All-Time Division I Record: 570-625 (40 seasons)
All-Time CAA Record: 5-13
All-Time MAAC Record: 93-63
All-Time NEC Record: 261-233
NEC Tournament Championships: 4 (1996, 2001, 2004, 2006)
NCAA Tournament Appearances: 4 (1996, 2001, 2004, 2006)
NIT Appearances: 2 (2016, 2017)
NEC Regular Season Championships: 2 (2003-04, 2004-05)
MAAC Regular Season Championships: 3 (2015-16, 2016-17, 2020-21)

COACHING INFORMATION

Head Coach: King Rice (North Carolina, 1992) - 13th season
Record at Monmouth: 189-193
Career Record: 189-193
Assistant Coaches:
 Rick Callahan (Salem College, 1980) - 13th season
 Brian Reese (North Carolina, 1994) - 2nd season
 Clive Bentick (Canisius, 2001) - 2nd season
Director of Operations:
 Chris Schifano (Louisville, 2019) - 3rd season
Director of Player Development:
 Micah Seaborn (Monmouth, 2022) - 1st season
Volunteer Assistant Coach
 Justin Dempsey (Monmouth, 2023) - 1st season
Men's Basketball Athletic Trainer:
 Brianna DiAntonio, A.T.C
Men's Basketball Strength and Conditioning
 Mike Thiers

MONMOUTH ATHLETIC COMMUNICATIONS

Associate Athletic Director/MBB Contact: Gary Kowal
Office Phone / Cell Phone: (732) 263-5557 / (732) 861-0741
Email: gkowal@monmouth.edu
Associate AD for Communications: Mark Mohrman
Email: mmohrman@monmouth.edu
Assistant Director of Communications: Megan O'Brien
Email: mobrien@monmouth.edu
Sports Information Intern: Ryan Schwager
Email: rschwage@monmouth.edu
Assistant AD for Live Broadcasting: Andrew Kurtz
Email: akurtz@monmouth.edu
Live Broadcasting Intern: Anne Toner
Email: atoner@monmouth.edu
Director of Creative Content: Brady Weaver
Email: bweaver@monmouth.edu
Communications Office Mailing Address:
 400 Cedar Avenue
 West Long Branch, NJ 07764

INTERNET SERVICES

Official Website: MonmouthHawks.com
MU Athletics Facebook: MonmouthAthletics
MU Athletics Twitter: @MonmouthHawks
MU Athletics Instagram: @MUHawks
MU Men's Basketball Twitter: @MonmouthBBall
MU Men's Basketball Instagram: @MonmouthMensBBall
MU Athletics YouTube: youtube.com/MonmouthHawks
MU Athletics TikTok: @MonmouthHawks

MEDIA SERVICES

Live Streaming Home: FloSports
Radio Broadcasts: Monmouth Digital Network (MonmouthHawks.com)
Select MBB home games TV: SNY and NBC Sports Philadelphia
Live Statistics: Monmouth.StatBroadcast.com
Monmouth Student Radio: WMCX - 88.9 FM (wmcx.com)

2023-24 SCHEDULE



DATE	OPPONENT	TV/BROADCAST INFO	TIME [ET]
10.21	RHODE ISLAND COLLEGE (exh.)	N/A	6:00 PM
11.06	at George Mason	ESPN+	7:00 PM
11.10	at West Virginia	Big 12 Now/ESPN+	7:00 PM
11.18	PRINCETON	SNY/FloSports	2:00 PM
11.21	LEHIGH	NBC Sports Philly/SNY (TD)/FloSports	7:00 PM
11.24	vs. Belmont (at the Palestra)	ESPN+	2:00 PM
11.25	vs. Lafayette (at the Palestra)	ESPN+	2:00 PM
11.26	at Penn	ESPN+	2:30 PM
11.29	at Cornell	ESPN+	7:00 PM
12.09	NORTHERN ILLINOIS	NBC Sports Philly/SNY/FloSports	2:00 PM
12.12	at Seton Hall	FS1	6:30 PM
12.16	RIDER	NBC Sports Philly/SNY/FloSports	2:00 PM
12.21	MANHATTAN	SNY/FloSports	2:00 PM
12.31	at Oklahoma	ESPN+	2:00 PM
01.04	* TOWSON	SNY/FloSports	7:00 PM
01.08	* NORTHEASTERN	CBS Sports Network	7:00 PM
01.11	* at UNCW	FloSports	7:00 PM
01.13	* at College of Charleston	FloSports	4:30 PM
01.18	* at Drexel	CBS Sports Network	7:00 PM
01.20	* HAMPTON	FloSports	2:00 PM
01.25	* at Stony Brook	FloSports	6:30 PM
01.27	* HOFSTRA	FloSports	2:00 PM
02.01	* DREXEL	NBC Sports Philly/SNY/FloSports	7:00 PM
02.03	* at Delaware	FloSports	2:00 PM
02.08	* WILLIAM & MARY	NBC Sports Philly/SNY/FloSports	7:00 PM
02.10	* at Northeastern	FloSports	1:00 PM
02.15	* CAMPBELL	FloSports	7:00 PM
02.17	* STONY BROOK	NBC Sports Philly/SNY/FloSports	4:00 PM
02.22	* at Towson	FloSports	7:00 PM
02.24	* NORTH CAROLINA A&T	NBC Sports Philly/SNY (TD)/FloSports	2:00 PM
02.29	* at Hampton	FloSports	7:00 PM
03.02	* at Elon	FloSports	1:00 PM
03.08-12	CAA Championships		Washington, DC

*-CAA contest

All Dates & Times Subject to Change



Monmouth University ushered in a new era in the school's history with the completion and opening of the long anticipated Multipurpose Activity Center in the Fall of 2009, a building newly branded as the OceanFirst Bank Center in the spring of 2016. The arena not only serves the school's 23 Division I Athletics programs, but is also a key asset for the entire University community. The facility features classroom and seminar space and a conference center that can be used for meetings, or be partitioned and used for study hall, clinics or workshops. It features a state-of-the-art fitness center, is also the new location of the Leon Hess Champions' Hall, Monmouth Athletics Hall of Fame and Varsity Club, which will be used for hospitality for Blue/White Club members. Student lounges and study areas with complete wireless Internet access are also available.

The OceanFirst Bank Center, which is connected to Boylan Gym and the Steadman Natatorium, is 153,200 square feet of new space for students and the community to utilize in many different capacities. The building's most prominent feature is the 4,000 seat arena, which is the nest for the Monmouth men's and women's basketball programs. The arena also features a six-lane, 200-meter indoor track, which can be used for training and competition all year long. A brand new fitness center with state-of-the-art strength and cardiovascular equipment is also housed here.

The OceanFirst Bank Center provides varsity athletes and coaches with meeting facilities, locker rooms, practice and competition facilities and expanded and upgraded amenities. The University Bookstore was also relocated from the Stafford Student Center into the arena, which will improve accessibility for commuting students, and the additional square footage will enable the stocking of a greater variety of merchandise.

"Through the generosity of our donors, our athletes now have a facility that will immeasurably improve their ability to train at the highest level," said Dr. Marilyn McNeil.



"We have the opportunity to play in one of the premier on-campus facilities in the northeast," said head coach King Rice. "We are creating a home court environment that the university, community and Monmouth fans will be proud of, and will be difficult for other teams to play in."





King Rice

Head Coach • North Carolina, 1992

13th Season at Monmouth

King Rice has been on the Monmouth sideline for 12 seasons and leads the Hawks into his 13th in 2023-24. In February 2022, Rice became the winningest Division I Head Coach in Monmouth Basketball history. He has 189 victories to his credit, as well as a trio of MAAC Coach of the Year honors and three MAAC regular season titles. Rice has set Monmouth records for wins in a season with 28 and consecutive victories with 17. Rice also set a MAAC Record in 2016-17 by winning 18

league games for the first time ever. He has won the John McLendon National Coach of the Year honor, while being named a finalist for the Ben Jobe Award. Rice led Monmouth into the CAA in 2022-23, the third league he has coached the Hawks in. Freshman Jack Collins became MU's first ever CAA honoree, earning CAA All-Rookie honors after averaging in double figures. MU posted four wins in five games down the stretch of the season, and set a CAA Tournament record with a 36-point win over Hampton in the opening round. The 2021-22 Hawks got off to the best start in program history, beginning 10-2 in the first 12 games of the season. Among those 12 wins included signature victories over AAC-member Cincinnati, ACC-foe Pitt and Atlantic 10 opponent Saint Joseph's. Four fifth-year seniors led MU throughout the season under Rice's coaching, with George Papas, Walker Miller and Shavar Reynolds earning spots on All-MAAC teams. Marcus McClary finished his career as the all-time games played leader in school history, while Papas set the program's single-season three-point record, making 103. Currently, 11 players that played under Rice at Monmouth are playing professional basketball. Rice was awarded with a five-year contract extension in August 2021, following winning his third MAAC regular season title in 2020-21. Rice became the third coach in MAAC history in 2021 to be named the league's Coach of the Year for a third time. He also won his third regular season crown in the pandemic-impacted season, navigating the Hawks through an adversity-filled campaign to finish atop the MAAC. Three MU seniors were named All-MAAC, including Deion Hammond to the First Team, George Papas to the Second Team and Melik Martin to the Third Team. Hammond broke the program's 30-year old record during the season for career made three pointers. The 2019-20 saw Rice lead the Hawks to an 18-win campaign, tied for the third most in a season in his tenure. He had his third player ever named to the All-MAAC First Team in junior guard Deion Hammond, who finished second in the league in scoring, while backcourt mate Ray Salnave was a Second Team selection. Hammond and Salnave both reached the 1,000 career point plateau in their third seasons. MU finished non-league play over .500 in a slate that included wins over Princeton, Albany, Lehigh and eventual Big South regular season champion Radford, and eventually tied for third in the conference and secured a first-round tournament bye for the fourth time in six seasons. A trio of Hawks were also named to the MAAC All-Academic Team under Rice's leadership. Rice orchestrated a momentous turnaround in 2018-19, leading the Hawks to the conference finals while beating three teams in the MAAC Tournament that MU had not yet topped during the regular season. He tutored senior big man Diago Quinn into All-MAAC Third Team honors, while the New York City native graduated as the program's all-time games played leader. Rice coached a pair of players to All-Conference honors in 2017-18, including four-year guard Austin Tilghman, who was named to the Third Team and also became the first guard in school history to register a triple-double, doing so at Yale on December 22. He also mentored Deion Hammond to unanimous All-Rookie Team accolades, with the guard averaging 12 points per contest. In 11 years in West Long Branch, Rice has now graduated all 43 seniors. Following the 2016-17 year, Monmouth men's basketball was one of 35 programs recognized across the nation in men's hoops for its multiyear Academic Progress Rate (APR) and received the NCAA's APR Public Recognition Award. Monmouth was the only school in the Metro Atlantic Athletic Conference as well as one of just three teams in the state of New Jersey. Rice's team has now earned this recognition in three straight seasons. With his second straight conference Coach of the Year honor in 2016-17, Rice became just the third coach in MAAC history to repeat and the second to do it outright, joining former Iona coach Tim Welsh and ex-LaSalle head man Speedy Morris. Rice secured a second consecutive regular season title and the top seed in the MAAC Tournament, coaching the Hawks to a National Invitation Tournament for the second time. He also earned his second straight NABC District I Coach of the Year accolade, the first MU coach to do so. Rice mentored Justin Robinson to a second straight MAAC Player of the Year and third All-MAAC First



King Rice was named the fifth head men's basketball coach at Monmouth University on March 30, 2011. The former North Carolina point guard has won three MAAC Coach of the Year honors and is the winningest coach in program history.

Team, as well as being named the Lou Henson National Mid-Major Player of the Year. Robinson graduated as the school's all-time leading scorer at the Division I level and became the second 2,000-point scorer in MU history. He also coached his second MAAC Sixth Man of the Year in three years in guard Austin Tilghman, and a second straight all-league selection for Micah Seaborn, who was named First Team. MU won 17 straight games, including 16 straight to end the regular season, not losing after January 2. He secured a comeback win at Memphis in December, as well as a win over eventual Ivy champion Princeton at home. In 2015-16, leading the Hawks to a program best 28 wins and a top seed in the National Invitation Tournament, as well as wins over five high-major programs. He coached the Hawks to the MAAC regular season title with a 17-3 league mark, collecting MAAC Coach of the Year honors in addition to being named John McLendon National Coach of the Year. Rice picked up ECAC and NABC District I Coach of the Year accolades as well, while being named a finalist for the Ben Jobe Award. Rice posted 17 league victories, including an 11-2 mark at home and a nation-leading 13 road tallies and 17 wins away from home, including neutral site wins. He secured Monmouth's first regular season title in 11 years and the top seed in the conference tournament while knocking off the program's first-ever ranked opponent in No. 17 Notre Dame on Thanksgiving night as well as wins at UCLA, Georgetown and Rutgers and a neutral site victory over Southern California. The Blue and White also notched its first national postseason win since 2006 and the first ever at home, topping Bucknell in the opening round of the NIT. In his fifth season in West Long Branch, Rice mentored MAAC Player of the Year Justin Robinson and league Rookie of the Year Micah Seaborn, both of whom were all-conference selections along with senior Deon Jones. Robinson earned multiple national awards while setting the single-season scoring record under Rice's tutelage. Following the 2015-16 campaign, Rice was rewarded with a contract extension, which extended his contract to 2020-21. Rice, who was named a finalist for the 2015 Ben Jobe National Coach of the Year Award, led the Hawks to an 18-15 overall record in 2014-15 and a 13-7 mark in Metro Atlantic Athletic Conference action, which resulted in the No. 4 seed in the league postseason. The Hawks, who advanced to the conference semifinals in just their second season in the league, put a pair of guards on all-conference teams and held 26 of their opponents to 70 points or less. In 2014-15, the Hawks placed guard Justin Robinson on the All-MAAC First Team and the NABC All-District Second Team and guard Deon Jones on the All-MAAC Third Team, while senior guard Andrew Nicholas was honored as the league's Sixth Man of the Year. Rice, whose roster featured nine first-year players and no seniors in 2013-14, guided the Hawks into their first season in the MAAC, where the Blue & White claimed the No. 9 seed in the league's postseason. In his first two seasons in the league, Monmouth outperformed its preseason coaches poll prognostication, as the Hawks were selected sixth prior to 2014-15 and finished the regular



season in a tie for third place, with eventual tournament champion Manhattan. In 2013-14, paced by one of the highest scoring duos in program history in Jones and Nicholas, the Hawks posted an 11-21 overall record, which included the championship trophy in the regional pod of the Barclays Center Classic, and the team's highest scoring average in 13 years. The Hawks started the 2012-13 campaign with a 5-3 record before finishing their final season in the Northeast Conference with an overall mark of 10-21 and 5-13 in league play. Monmouth, which ranked near the top of the league in steals and turnover margin, capped its season with forward Ed Waite scoring his 1,000th career point and guard Jesse Steele writing his name all over the record books in just two and a half seasons. In his first season with the Blue and White, Rice made an immediate impact on the program, leading the Hawks to a fifth place tie in the league standings. The Hawks finished 12-20 overall, but finished the year winners of nine of their last 12 games to claim a 10-8 league mark and grab the No. 6 seed in the conference postseason, while Dion Nesmith became the 17th Monmouth player to earn NEC All-Rookie Team accolades in program history. The Hawks, who played three nationally-ranked teams during the year, and competed in the Dick's Sporting Goods NIT Season Tip-Off, initiated an up-tempo style of play, which then generated the team's highest scoring average since the 2003-04 campaign. Rice was named the head men's basketball coach at Monmouth University on March 30, 2011, and became the fifth head coach in the history of the Monmouth men's basketball program. A native of Binghamton, N.Y. and a 1992 graduate of North Carolina, Rice had 13 seasons of experience in the collegiate coaching ranks, 10 of which came with current Pittsburgh head coach Kevin Stallings. For the previous five seasons before joining the Hawks, Rice was an assistant coach at Vanderbilt under Stallings, where the Commodores made the NCAA Tournament four of those years out of the Southeastern Conference. Rice served as an assistant to Stallings for five seasons at Illinois State from 1994-98, helping the Redbirds advance to post-season play four times, including two appearances in the NCAA Tournament. Rice helped spearhead recruiting efforts and was noted for his solid relationships with players. Prior to his stint in Normal, Ill., Rice began his coaching career as an assistant on Jerry Green's Oregon staff during the 1993 campaign. Following his five seasons with Stallings at Illinois State, Rice was an assistant for two years (1999-2000) at Providence under Tim Welsh. As a point guard at North Carolina from 1988-91, Rice played for legendary coach Dean Smith, helping the Tar Heels to a 29-6 overall mark and appearance at the 1991 NCAA Final Four. He finished his career ranked third on the Tar Heels' all-time assist list with 629, and that mark ranks 11th all-time in Atlantic Coast Conference annals. Rice, who was a team captain in 1990-91 alongside Pete Chilcutt and Rick Fox, earned North Carolina's Carmichael-Cobb Award as a junior, and as a senior was tabbed the Foy Roberson Award recipient as the team's Most Inspirational Player. Rice, who played in 140 career games for the Tar Heels and once had 13 assists in a single-game versus Kentucky, earned his bachelor's degree in communications from North Carolina in 1992. Rice also served as head coach of the Bahamian National team for three seasons from 2001-2004. Rice also worked as a professional trainer to Fox for five years. Fox played 13 seasons in the NBA with the Boston Celtics and Los Angeles Lakers from 1992-2004. A 1987 McDonald's High School All-American, Rice is married to Summer and the couple has two sons, Alexander and Julian James.

THE RICE FILE

PROFESSIONAL COACHING EXPERIENCE

- 2011-Present: Head Coach, Monmouth University (West Long Branch, N.J.)
- 2006-2011: Assistant Coach, Vanderbilt University (Nashville, Tenn.)
- 2001-2004: Head Coach, Bahamian National Team
- 1999-2000: Assistant Coach, Providence College (Providence, R.I.)
- 1993-1998: Assistant Coach, Illinois State University (Normal, Ill.)
- 1992-1993: Assistant Coach, University of Oregon (Eugene, Ore.)

NCAA POSTSEASON APPEARANCES

As an assistant coach (8):

- NCAA (Illinois State 1997, 1998, Vanderbilt 2007, 2008, 2010, 2011)
- NIT (Illinois State 1995, 1996)

As a player (4):

- NCAA Tournament Sweet 16 (UNC 1988, 1989, 1990, 1991 [Final Four])
- ACC Tournament Championship Teams (1989, 1991)

As a head coach (2):

- NIT (Monmouth, 2016, 2017)



RICE'S ALL-TIME COACHING RECORD vs. OPPONENTS

Albany.....	2-2	Iona.....	8-13	Saint Francis Brooklyn.....	4-2
Army West Point.....	1-1	Kansas.....	0-1	Saint Francis (Pa.).....	2-2
Bethune-Cookman.....	1-0	Kansas State.....	0-1	Saint John's.....	0-2
Binghamton.....	2-0	Kennesaw State.....	1-0	Saint Joseph's.....	9-11
Brown.....	0-1	Kentucky.....	0-2	Saint Peter's.....	9-11
Bryant.....	0-1	Lafayette.....	1-1	Seton Hall.....	0-3
Bucknell.....	2-1	Lehigh.....	3-2	Siena.....	12-7
Cal State Fullerton.....	0-1	LIU Brooklyn.....	1-3	SMU.....	0-1
Canisius.....	14-6	Manhattan.....	14-6	South Alabama.....	1-0
Central Connecticut.....	2-1	Maryland.....	11-5	South Carolina.....	0-1
Charleston.....	0-1	Maryland.....	0-2	South Carolina State.....	1-0
Charlotte.....	0-2	Memphis.....	1-0	Stetson.....	0-1
Cincinnati.....	1-0	Mississippi Valley State.....	1-0	Stony Brook.....	1-1
Colgate.....	1-2	Mount St. Mary's.....	1-6	Syracuse.....	0-3
Connecticut.....	0-1	Navy.....	1-1	Tennessee State.....	1-0
Cornell.....	2-1	Niagara.....	14-6	Towson.....	1-0
Dayton.....	0-1	Norfolk State.....	1-1	UCLA.....	1-0
Delaware.....	2-2	Northeastern.....	0-1	UNC Asheville.....	0-1
Drexel.....	3-2	North Carolina.....	0-2	UNC Wilmington.....	0-2
Elon.....	0-1	North Carolina A&T.....	3-0	USC.....	1-1
Fairfield.....	13-5	Notre Dame.....	0-1	Valparaiso.....	0-1
Fairleigh Dickinson.....	4-0	Ole Miss.....	0-1	Vanderbilt.....	0-2
Fordham.....	2-2	Penn.....	2-2	Villanova.....	0-2
Georgetown.....	1-0	Penn State.....	0-1	Virginia.....	0-2
George Mason.....	0-1	Pittsburgh.....	1-1	Virginia Tech.....	0-1
George Washington.....	0-1	Princeton.....	3-3	Wagner.....	3-5
Georgia State.....	0-1	Quinnipiac.....	10-10	West Virginia.....	0-2
Hampton.....	1-2	Radford.....	1-0	William & Mary.....	0-1
Harvard.....	2-7	Rider.....	12-12	Yale.....	2-2
Hofstra.....	1-0	Robert Morris.....	0-5		
Holy Cross.....	1-0	Rutgers.....	1-2		
Illinois.....	0-1	Sacred Heart.....	1-1		

SEASON	OVERALL (%)	CONFERENCE (%)	RESULTS/POSTSEASON
2011-12	12-20 (.375)	10-8 (.556)	T-5TH/NEC FIRST ROUND
2012-13	10-21 (.323)	5-13 (.278)	T-10TH
2013-14	11-21 (.344)	5-15 (.250)	9TH/MAAC FIRST ROUND
2014-15	18-15 (.545)	13-7 (.650)	T-3RD/MAAC SEMIFINALS
2015-16	28-8 (.778)	17-3 (.850)	REG. SEASON TITLE/MAAC FINALS/NIT SECOND ROUND
2016-17	27-7 (.794)	18-2 (.900)	REG. SEASON TITLE/MAAC SEMIFINALS/NIT FIRST ROUND
2017-18	11-20 (.354)	7-11 (.388)	T-7TH/MAAC FIRST ROUND
2018-19	14-21 (.400)	10-8 (.556)	6TH/MAAC FINALS
2019-20	18-21 (.460)	12-8 (.600)	T-3RD/MAAC TOURNAMENT CANCELED (COVID-19 PANDEMIC)
2020-21	2-3 (.400)	12-9 (.667)	REGULAR SEASON TITLE/MAAC QUARTERFINALS
2021-22	21-13 (.617)	12-9 (.667)	4TH/MAAC FINALS
2022-23	7-26 (.263)	5-13 (.279)	13TH/CAA SECOND ROUND
TOTALS	189-193 (.494)	125-103 (.548)	

SEASON	OVERALL	HOME	AWAY	NEUTRAL
2011-12	12-20	7-5	5-12	0-3
2012-13	10-21	5-8	3-13	2-0
2013-14	11-21	8-8	3-12	0-1
2014-15	18-15	8-7	9-7	1-1
2015-16	28-8	11-2	13-4	4-2
2016-17	27-7	13-2	12-5	2-0
2017-18	11-20	6-6	4-12	1-1
2018-19	14-21	6-6	5-10	3-4
2019-20	18-21	17-2	6-5	0-1
2020-21	2-3	1-2	0-1	0-1
2021-22	21-13	9-5	10-7	2-1
2022-23	7-26	3-10	3-15	1-1
TOTALS	189-193	94-63	78-113	17-16



Rick Callahan

Assistant Coach • Salem College, 1980 • 13th Season

Rick Callahan, a 40+ year college basketball coach, has been on staff under King Rice since Rice started at Monmouth prior to the 2011-12 season. He is a major part of the staff that has won three MAAC regular season titles and graduated every senior that came through the program.

Callahan has been the constant on Rice's staff, helping coach the Hawks to 189 wins in 12 seasons and three MAAC regular season titles.

Callahan has over 30 years of experience in the collegiate coaching ranks, and joined King Rice as an assistant coach on the Monmouth staff after a one-year stint at Radford University. Prior to Radford, Callahan spent six seasons at TCU, where he helped the Horned Frogs advance to the 2005 National Invitational Tournament (NIT) quarterfinals.

In all, Callahan has been on the sideline with 20 postseason tournament teams, nine which received NCAA Tournament berths, and 11 which played in the NIT.

"Coach Callahan brings a wealth of experience to the staff," said Rice. "Rick is a high-major basketball coach for 30 years, and has the passion to help basketball players become their best, both on and off the court. I have looked up to him for years, and feel very lucky to have him on the staff."

Callahan joined TCU after spending the 2001-02 season on Jerry Dunn's bench at Penn State. Prior to coaching with the Nittany Lions, Callahan spent the previous eight seasons (1993-2001) as a member of Eddie Fogler's staff at South Carolina.

Callahan began his coaching career at Syracuse under long-time mentor and Hall of Famer Jim Boeheim, where he started as a graduate assistant in 1980 and was named an assistant coach in 1981. While with the Orange, Callahan helped guide the team to four straight appearances in the NCAA Tournament.

Following his six years at Syracuse, Callahan moved on to Wichita State, where he teamed up with Fogler, with whom he coached with at WSU, Vanderbilt and South Carolina. At Vanderbilt, the Commodores qualified for postseason play in each of their four seasons and won the 1993 Southeastern Conference title with a school-best record of 28-6. The 1991 and 1993 squads played in the NCAA Tournament, and the '93 team advanced to the Sweet Sixteen. In addition, the 1990 Vanderbilt squad won the NIT title.

From Nashville, Callahan joined Fogler at South Carolina, where they led the Gamecocks to a pair of NCAA appearances (1997, 1998) and the 1997 SEC Championship.

Callahan earned a bachelor's degree in physical education from Salem College in West Virginia in 1980, and later earned a master's degree from Syracuse in 1986, in exercise physiology.



Brian Reese

Assistant Coach • North Carolina, 2004 • 2nd Season

Monmouth Basketball announced the hiring of Brian Reese as an assistant coach in the spring of 2022. A University of North Carolina standout and national champion, Reese spent four seasons previously at MU from 2011-2015, and most recently spent time on staff at Illinois State.

Reese, a teammate of Rice's at the University of North Carolina under Hall of Famer Dean Smith, most recently spent five seasons at Illinois State where he helped the Redbirds to 80 victories in his time. This includes a 28-win campaign in 2016-17 in which he helped lead Illinois State to a Missouri Valley Conference regular-season crown and a No. 1 seed in the NIT. He was a key part in the Redbirds reaching consecutive MVC title games, as he helped coach Milik Yarbrough to Missouri Valley Newcomer of the Year honors in 2017-18, the same season ISU scored wins over South Carolina and Ole Miss. "I am extremely, extremely excited to bring Brian Reese onto our staff," said Rice. Reese spent 2015-16 as the head coach at nearby Georgian Court University, where he mentored Juwuan Carter to lead his group in scoring and three-point percentage. A member of King Rice's original staff at Monmouth in 2011, Reese spent four seasons in the Blue and White and was a key part in assembling one of the most successful groups in program history. In 2014-15, Reese helped MU to an 18-win campaign, the most wins in the program since 2005-06, and the first winning record in MAAC play at 13-7 as the Hawks advanced to the conference semifinals. In that season, the eventual program leading scorer Justin Robinson earned his first of three All-MAAC First Team nods, while Deon Jones was named to the Third Team and Andrew Nicholas picked up Sixth Man of the Year honors. Reese

served as an assistant at High Point and Wingate prior to joining Rice in his first season in West Long Branch. A University of North Carolina standout, Reese won the 1993 national title with the Tar Heels. He played in 134 games in four seasons in Chapel Hill, shooting over 50% from the field for his career and netting 1,113 points, the 40th player in UNC history to top the 1,000-point mark. In the national title season of 1992-93, Reese averaged 11.4 points and 3.6 rebounds. An All-ACC Tournament selection in 1993, Reese went on to score 54 points in the NCAA Tournament including 15 in the Final Four in victories over Kansas and Michigan to secure North Carolina's third ever national championship and the second for Dean Smith. Reese was awarded the 1993 Jimmie Dempsey Award as the team's most improved player, and the 1994 Foy Roberson Award, as the team's most inspirational player. He graduated from UNC in 2004 with a degree in communications and a minor in African American studies. A Bronx, NY native, Reese was a McDonald's High School All-American out of St. Nicholas of Tolentine High School. Following graduation from North Carolina, Reese spent the summer and preseason of 1994 with the Milwaukee Bucks. Following that, he played professionally in several countries, including Austria, Belgium, the Dominican Republic, England, Finland, Iceland, France, Korea, Taiwan and Puerto Rico.



Clive Bentick


Assistant Coach • Canisius, 2001 • 2nd Season

Clive Bentick joined the staff in June 2022 as an assistant coach. Bentick joined the staff after 15 seasons at St. Francis Brooklyn.

Bentick's first season with MU came in 2022-23, where he saw Jack Collins named to the CAA All-Rookie team.

Listed by "Stadium" in 2021 as one of the top Division I men's basketball assistant coaches in the country, Bentick spent 15 seasons in Brooklyn Heights, the last three as the program's associate head coach. He has over 20 seasons of Division I basketball experience to his credit, and helped lead the Terriers to two national postseason tournaments. The 2014-15 team won 23 games en route to

the NEC regular season crown and a berth in the NIT for the first time since 1963. He also helped lead St. Francis Brooklyn to the 2019 CIT after a 17-win season. Individually, Bentick coached the program's all-time leader in scoring, Jalen Cannon to 2015 NEC Player of the Year accolades and an All-NEC First team recognition while also coaching guard Brent Jones, who racked up 616 assists in four seasons to set the program mark. Amdy Fall also excelled for the Terriers in Bentick's time, winning NEC Defensive Player of the Year twice in a row, while Akeem Bennett also won the award in 2011. Bentick played a significant role in player development in Brooklyn. 14 players under Bentick's coaching received All-NEC accolades in addition to six NEC All-Rookie choices. Nine Terriers scored over 1,000 points in Bentick's 15 seasons. Prior to his long tenure with St. Francis Brooklyn, Bentick spent one season in 2006-07 at LeMoyne College and two seasons at his alma mater, Canisius. An All-MAAC performer for the Golden Griffins, he played in 104 games and scored 13.6 points per contest as a senior. He led Canisius to the 2001 MAAC title game with a 26-point game in the tournament against Niagara culminating in the game-winning basket with under a second remaining. Bentick ranks 48th on Canisius' all-time scoring list with 840 points and at the time of his graduation was fourth on the Golden Griffins career assists list with 354 helpers. Following his graduation, he received honorable mention honors on the Canisius College Post-1970's All-Century Team. Additionally, he was a finalist for the 1998 NCAA Sports Person of the Year Award. Bentick played scholastically at A. Phillip Randolph High School, and he received a Business Management and Marketing Degree from Canisius in 2001 and a Master's in Sports Administration in 2006 from Canisius.



Chris Schifano

Director of Basketball Operations • Louisville, 2019 • 2nd Season

Schifano was named the Director of Basketball Operations in November 2022 after previously serving as the Special Assistant to the Head Coach. Schifano assists the program in many aspects, including with film study, practice planning, travel and everyday program needs.

A 2019 graduate of the University of Louisville, Schifano was a four-year student manager for the Cardinals under Rick Pitino and Chris Mack. Schifano is a local graduate of Point Pleasant Beach High School, where he played basketball.



Micah Seaborn

Director of Player Development • Monmouth, 2022 • 1st Season


Seaborn was named the Director of Player Development in September 2023, joining King Rice's staff ahead of the 2023-24 season. Seaborn is a 2022 graduate of Monmouth and played three seasons in the Blue and White, winning two MAAC regular season titles and competing in two NIT's. The 2016 MAAC Rookie of the Year, Seaborn was also a MAAC All-Rookie Team selection and Third Team choice in 2016 and a First Team member in 2017, in addition to 2017 NABC All-District Second Team. Seaborn was part of the winningest season in program history in 2015-16 and the program's longest winning streak in 2016-17. He amassed 1,144 points in his time at MU, tied with Dwayne Byfield and Mustafa Barksdale for 17th most in school history. In 2015-16, he combined with Justin Robinson to form the highest scoring duo in program history, with the pair netting 1,167 points. His 84.7% free throw shooting percentage is the best in Monmouth history. Seaborn's eight three pointers in 2016 against South Carolina State is one off the program

single-game record. Following his time at Monmouth, Seaborn was a 2018 first-round pick of the Grand Rapids Drive, the NBA G-League affiliate of the Detroit Pistons. Seaborn also played professionally for Mega Basket of the Georgia A League. In 2021-22, Seaborn was a volunteer for Rice at MU while completing his degree and helped the Hawks to a 21-win season and a trip to the MAAC title game.

SUPPORT STAFF



Brianna DiAntonio
MBB Athletic Trainer



Mike Thiers
MBB Strength and Conditioning

**2022-23 ROSTER****Numerical**

No.	NAME	Pos.	Ht.	Wt.	CL.	HOMETOWN/HIGH SCHOOL/PREVIOUS SCHOOL
0	Jayden Doyle	G	6-4	200	RSo.	Knoxville, TN/South Kent/Freedom Christian Academy
1	Abdi Bashir Jr.	G	6-7	160	Fr.	Omaha, NE/PHHoenix Prep
2	Jaret Valencia	F	6-9	190	RFr.	Quibdó, Colombia/Legacy SSS (TX)
3	Jakari Spence	G	6-2	175	Sr.	Toms River, NJ/Toms River North / Robert Morris
4	Andrew Ball	G	6-8	210	So.	Marlton, NJ/Shawnee
5	Corey Miller	G	6-2	185	Fr.	Ocean Township, NJ/The Pennington School
10	Jack Leahy	G	6-5	210	Fr.	Long Branch, NJ/Wyoming Seminary
11	Gabe Spinelli	G	6-2	190	So.	Worcester, MA/Watertown/Evansville
13	Jack Collins	G	6-5	200	So.	Manasquan, NJ/Manasquan/The Phelps School
14	Jack Holmstrom	G	6-6	200	Gr.	Rockford, IL/Guilford
15	Amaan Sandhu	C	7-1	265	So.	Punjab, India/First Love Christian Academy
21	Xander Rice	G	6-3	190	Gr.	West Long Branch, NJ/The Patrick School/Bucknell
23	Cornelius Robinson Jr.	F	6-6	225	Fr.	Willingboro, NJ/Camden
25	Nikita Konstantynovskiy	F	6-10	245	Gr.	Kyiv, Ukraine/Secondary School No. 163/NE Oklahoma A&M/Tulsa
30	Sam Fagan	G	6-1	175	Jr.	Lake Como, NJ/Neptune
35	Klemen Vuga	F	6-9	240	Sr.	Mengeš, Slovenia/Virginia Episcopal School
42	Quinn Peters	G	6-6	210	Fr.	Spring Lake Heights, NJ/Manasquan
50	Braedan Allen	F	6-8	225	Sr.	Warrenton, VA/Kettle Run
99	Tadhg Crowley	C	6-10	270	Jr.	Yonkers, NY/Trinity-Pawling


Alphabetical

No.	NAME	Pos.	Ht.	Wt.	CL.	HOMETOWN/HIGH SCHOOL/PREVIOUS SCHOOL
50	Braedan Allen	F	6-8	225	Sr.	Warrenton, VA/Kettle Run
4	Andrew Ball	G	6-8	210	So.	Marlton, NJ/Shawnee
1	Abdi Bashir Jr.	G	6-7	160	Fr.	Omaha, NE/PHHoenix Prep
13	Jack Collins	G	6-5	200	So.	Manasquan, NJ/Manasquan/The Phelps School
99	Tadhg Crowley	C	6-10	270	Jr.	Yonkers, NY/Trinity-Pawling
0	Jayden Doyle	G	6-4	200	RSo.	Knoxville, TN/South Kent/Freedom Christian Academy
30	Sam Fagan	G	6-1	175	Jr.	Lake Como, NJ/Neptune
14	Jack Holmstrom	G	6-6	200	Gr.	Rockford, IL/Guilford
10	Jack Leahy	G	6-5	210	Fr.	Long Branch, NJ/Wyoming Seminary
25	Nikita Konstantynovskiy	F	6-10	245	Gr.	Kyiv, Ukraine/Secondary School No. 163/NE Oklahoma A&M/Tulsa
5	Corey Miller	G	6-2	185	Fr.	Ocean Township, NJ/The Pennington School
42	Quinn Peters	G	6-6	210	Fr.	Spring Lake Heights, NJ/Manasquan
21	Xander Rice	G	6-3	190	Gr.	West Long Branch, NJ/The Patrick School/Bucknell
23	Cornelius Robinson Jr.	F	6-6	225	Fr.	Willingboro, NJ/Camden
3	Jakari Spence	G	6-2	175	Sr.	Toms River, NJ/Toms River North / Robert Morris
15	Amaan Sandhu	C	7-1	265	So.	Punjab, India/First Love Christian Academy
11	Gabe Spinelli	G	6-2	190	So.	Worcester, MA/Watertown/Evansville
2	Jaret Valencia	F	6-9	190	RFr.	Quibdó, Colombia/Legacy SSS (TX)
35	Klemen Vuga	F	6-9	240	Sr.	Mengeš, Slovenia/Virginia Episcopal School

HEAD COACH: King Rice (North Carolina, 1992), 13th season**ASSISTANT COACH:** Rick Callahan (Salem College, 1980), 13th season**ASSISTANT COACH:** Brian Reese (North Carolina, 2004), 2nd season**ASSISTANT COACH:** Clive Bentick (Canisius, 2002), 2nd season**DIRECTOR OF BASKETBALL OPERATIONS:** Chris Schifano (Louisville, 2019), 3rd season**DIRECTOR OF PLAYER DEVELOPMENT:** Micah Seaborn (Monmouth, 2022), 1st season**VOLUNTEER ASSISTANT COACH:** Justin Dempsey (Monmouth, 2023), 1st season**ATHLETIC TRAINER:** Brianna DiAntonio, A.T.C.**STRENGTH AND CONDITIONING:** Mike Thiers

M

History



The History of Monmouth Basketball

MONMOUTH BEGAN ITS BASKETBALL PROGRAM WITHOUT A HOME COURT IN 1956. THE HAWKS PLAYED THEIR FIRST HOME GAME AT THE LONG BRANCH YMCA ON DECEMBER 1, 1956, AND THEY DEFEATED JERSEY CITY JUNIOR COLLEGE 51-47.

WHY THE HAWKS? IN 1939, THE PRESS CLUB PROPOSED A STUDENT CAMPAIGN TO PICK AN ATHLETIC NICKNAME. A LARGE LIST OF ENTRIES WAS CUT TO 15, AND THAT INCLUDED SUCH NAMES AS BEARCATS, EMJACEES, ORANGE FLIERS AND NIGHTHAWKS. THROUGH A BALLOT IN THE COLLEGE NEWSPAPER THE OUTLOOK, MONMOUTH STUDENTS NOMINATED "NIGHTHAWKS, EMJACEES AND MAJICIANS". MONMOUTH'S ATHLETES BECAME THE NIGHTHAWKS BY A MARGIN OF SIX VOTES. UPON THE COLLEGE'S ENTRY INTO THE DAY-TIME RANKS IN 1956, THE NAME WAS SHORTENED TO THE PRESENT "HAWKS".

ALUMNI MEMORIAL GYMNASIUM OPENED FOR STUDENT USE ON NOVEMBER 12, 1965, AND THE FIRST GAME TOOK PLACE ON NOVEMBER 27 AS THE VARSITY DEFEATED THE ALUMNI, 106-73.

THE FIRST REGULAR SEASON GAME AT ALUMNI GYM OCCURRED ON DECEMBER 1, 1965, AS THE HAWKS DEFEATED SAINT PETER'S 73-71 BEHIND RON KORNEGAY'S TEAM-HIGH 24 POINTS, WHICH KICKED OFF A 26-4 CAMPAIGN FOR THE BLUE AND WHITE.

BILL BOYLAN, THE COACH FROM 1956-57 TO 1976-77, COMPILED A 367-157 OVERALL RECORD (.700) OVER HIS 21 SEASONS AT THE HELM OF THE PROGRAM. ALUMNI GYM WAS RENAMED BOYLAN GYMNASIUM IN 1992.

MONMOUTH'S FIRST SCHOLARSHIP ATHLETE, ALL-AMERICAN AND ALL-TIME LEADING SCORER, RON KORNEGAY (2,526 CAREER POINTS (1965-69) TOOK OVER THE HAWKS FROM BOYLAN IN 1977 AND POSTED 129 WINS IN 10 SEASONS. MONMOUTH WON ITS FIRST CONFERENCE CHAMPIONSHIP UNDER WAYNE SZOKE IN 1996 AND CAPTURED THREE MORE TITLES IN 2001, 2004 AND 2006 UNDER 1,000 POINT SCORER TURNED HEAD COACH DAVE CALLOWAY.

MONMOUTH PLAYED ITS HOME GAMES IN BOYLAN GYM UNTIL MARCH 2009, BEFORE THE UNIVERSITY OPENED THE \$57-MILLION MULTIPURPOSE ACTIVITY CENTER PRIOR TO THE 2009-10 SEASON.

IN ITS FINAL FIVE SEASONS OF DIVISION II ACTION, THE HAWKS WON FOUR STRAIGHT BIG APPLE CONFERENCE CHAMPIONSHIPS AND ADVANCED TO THE NCAA DII TOURNAMENT TWICE.

THE HAWKS FIRST FULL SEASON OF DIVISION I ACTION WAS 1983-84, WHEN MONMOUTH PLAYED THE LIKES OF LA SALLE (IN ITS HOME OPENER ON NOVEMBER 28, 1983), RUTGERS, SETON HALL, GEORGETOWN, WAKE FOREST, HOFSTRA AND FLORIDA STATE.

AFTER PLAYING AS AN INDEPENDENT DURING THE 1983-84 CAMPAIGN, THE HAWKS JOINED THE ECAC METRO ATHLETIC CONFERENCE FOR THE 1985-86 SEASON, WHICH CHANGED ITS NAME TO THE NORTHEAST CONFERENCE IN 1988.

UPON LEAVING THE NEC FOR THE METRO ATLANTIC ATHLETIC CONFERENCE (JULY, 2013), MONMOUTH RANKED FOURTH ALL-TIME IN NEC REGULAR SEASON VICTORIES WITH 261, WHILE COMPILED FOUR CONFERENCE CHAMPIONSHIPS, AND 21 NEC TOURNAMENT WINS.

IN DECEMBER OF 2012, MONMOUTH UNIVERSITY ANNOUNCED IT WOULD ACCEPT AN INVITATION TO THE METRO ATLANTIC ATHLETIC CONFERENCE (MAAC), AND OFFICIALLY BECAME A MEMBER OF THE LEAGUE ON JULY 1, 2013.



Monmouth played its first games at the Long Branch YMCA



Ron Kornegay in the NAIA Tournament

M

History & Records





SINGLE-GAME (30+ points)

SCORING RECORDS

Table with columns: Player, No., Date, Opponent. Lists individual scoring records with player names, numbers, dates, and opponents.

SINGLE-SEASON (min. 425 points)

Table with columns: Player, No., Year. Lists single-season scoring records with player names, numbers, and years.

SEASON SCORING AVERAGE (min. 300 points and 11.8ppg)

Table with columns: Player, Avg., Points, G, Year. Lists season scoring averages with player names, averages, total points, games played, and years.

Scoring Records

CAREER POINTS (min. 700 points)

Player	Points
1. Justin Robinson (2013-17)	2,003
2. John Giraldo (1992-96).....	1,749
Alex Blackwell (1989-92)	1,749
4. Raheem Johnson (1999-02).....	1,628
5. Deion Hammond (2017-21).....	1,613
6. Corey Albano (1993-97)	1,599
7. William Lewis (1988-92)	1,517
8. Blake Hamilton (2001-05).....	1,433
9. Dave Calloway (1987-91).....	1,404
10. Fernando Sanders (1985-89).....	1,346
11. Deon Jones (2013-16).....	1,229
12. Whitney Coleman (2005-10)	1,203
13. Andrew Nicholas (2011-15).....	1,180
14. Dejan Delic (2003-07).....	1,166
15. George Pappas (2017-22).....	1,150
16. Ray Salnave (2017-20).....	1,147
17. Dwayne Byfield (2001-05)	1,144
Mustafa Barksdale (1993-97)	1,144
Micah Seaborn (2015-2018).....	1,144
20. Marques Alston (2003-07).....	1,139
21. Jack Gordon (1991-96).....	1,096
22. Kevin Owens (1999-03).....	1,080
23. Jason Krayl (2000-04).....	1,050
24. Ed Waite (2009-13).....	1,045
25. Chris Kenny (2002-06)	1,027
26. Mason McBride (1983-86)	1,012
27. Jesse Steele (2010-13).....	939
28. Mike Myers Keitt (2008-12).....	925
29. Deon Jones (2013-16).....	906
30. Will Campbell (2008-12).....	880
31. Austin Tilghman (2014-18)	841
32. Travis Taylor (2008-10).....	812
33. Marcus McClary (2017-22).....	810
34. Harrie Garris (1986-88).....	801
35. Derric Thomas (1984-88).....	793
36. Chris Brady (2013-17).....	778
37. Quin Hayes (1996-00).....	762
38. Diago Quinn (2015-19).....	751
39. Collin Stewart (2013-17)	735
40. Rich Pass (1983-85).....	723
41. Tyler Azzarelli (2002-06).....	721
42. Je'lon Hornbeak (2015-17).....	706
Gary Carter (1980-83).....	1,643
Jesse Stout (1980-84).....	915

CAREER SCORING AVERAGE (min. 500 points)

Player	Avg.
1. Alex Blackwell (1989-92)	20.3
2. Raheem Johnson (1999-02).....	18.7
3. Rich Pass (1983-85).....	18.5
4. John Giraldo (1992-96).....	15.4
5. Justin Robinson (2013-17)	15.3
6. Mason McBride (1982-86).....	14.9
7. Travis Taylor (2008-10).....	14.8
8. Deon Jones (2013-16).....	13.9
Deion Hammond (2017-21).....	13.9
10. Corey Albano (1993-97)	13.9
11. Ken Henry (1985-87)	13.7
12. William Lewis (1988-92)	13.5
Micah Seaborn (2015-18)	13.5
14. Deon Jones (2013-16).....	12.8
Fernando Sanders (1985-89).....	12.8
16. Harrie Garris (1986-88).....	12.7
17. Steve Barnes (1992-94)	12.4
18. Jhamar Youngblood (2006-08).....	12.2
Dave Calloway (1987-91).....	12.2
20. Ray Salnave (2017-20).....	12.1
21. Blake Hamilton (2001-05).....	12.0
22. Jesse Steele (2010-13).....	11.6
23. Gerry Crosby (1999-01)	11.3
24. Quincy Lee (1995-97).....	11.2
25. Andrew Nicholas (2011-15).....	11.0
26. Je'lon Hornbeak (2015-17).....	10.4
27. Mustafa Barksdale (1993-97)	10.3
28. Jack Gordon (1992-96).....	10.2
29. Dwayne Byfield (2001-05)	9.8
30. Dejan Delic (2003-07).....	9.6
Karl Towns (1983-85).....	9.6
32. Whitney Coleman (2005-10)	9.5
Kevin Owens (1999-03).....	9.5
34. Marques Alston (2003-07).....	9.0
Jesse Stout (1980-84).....	9.5

TOP SCORING DUOS - Single Season (min. 800 points)


Points	G	Name (Points)	Year
1,167	36	Justin Robinson (693)	2015-16
		Micah Seaborn (474)	
1,094	31	Raheem Johnson (593)	2000-01
		Gerry Crosby (501)	
1,092	34/32	Justin Robinson (669)	2016-17
		Micah Seaborn (423)	
1,075	29	Alex Blackwell (663)	1990-91
		William Lewis (412)	
1,005	34	George Pappas (507)	2021-22
		Walker Miller (498)	
1,000	29	Alex Blackwell (571)	1989-90
		Dave Calloway (429)	
983	29	Alex Blackwell (515)	1991-92
		William Lewis (468)	
956	31	Deion Hammond (506)	2019-20
		Ray Salnave (450)	
941	30	Corey Albano (515)	1995-96
		John Giraldo (426)	
939	32	Deon Jones (483)	2013-14
		Andrew Nicholas (456)	
	29	Corey Albano (559)	1996-97
		Mustafa Barksdale (380)	
920	33	Blake Hamilton (538)	2003-04
		Dwayne Byfield (382)	
896	30	Raheem Johnson (556)	2001-02
		Jason Krayl (340)	
864	33	Justin Robinson (441)	2014-15
		Deon Jones (423)	
863	27	John Giraldo (504)	1994-95
		Corey Albano (359)	
860	29	Harrie Garris (444)	1987-88
		Fernando Sanders (416)	
836	27	Rich Pass (553)	1984-85
		Karl Towns (283)	
828	28	Fernando Sanders (464)	1988-89
		Dave Calloway (364)	
810	29	John Giraldo (435)	1993-94
		Jack Gordon (375)	
807	30	Dejan Delic (438)	2006-07
		Jhamar Youngblood (369)	
804	34	Ray Salnave (404)	2018-19
		Deion Hammond (400)	



Justin Robinson scored the most points in school history in a single season in 2015-16.



John Giraldo's 1,749 career points is tied with Alex Blackwell for Monmouth's second all-time Division-I spot.



Raheem Johnson led the Hawks in scoring and assists for three consecutive seasons, from 1999-00 to 2001-02.



Field Goal Records

SINGLE-GAME FIELD GOALS MADE (since 1987-88)

Player	No.	Date	Opponent
1. Fernando Sanders.....	18	1/14/98	Robert Morris
Mason McBride.....	18	1/18/86	Loyola (Md.)
Rich Pass.....	18	2/4/85	Fairleigh Dickinson
4. Alex Blackwell.....	15	1/25/90	Saint Francis
Jarrett King.....	15	11/26/85	La Salle
Rich Pass.....	15	11/16/84	La Salle
7. Justin Robinson.....	14	2/13/17	at Siena
8. Andrew Nicholas.....	12	11/29/13	Miss. Valley State
Whitney Coleman.....	12	1/5/08	at Saint Francis
Travis Taylor.....	12	2/27/10	Sacred Heart
Travis Taylor.....	12	12/12/09	Penn
Ray Sainave.....	12	3/4/20	Fairfield

SINGLE-SEASON FIELD GOALS MADE

Player	No.	Year
1. Alex Blackwell.....	247	1990-91
2. Rich Pass.....	220	1984-85
3. Alex Blackwell.....	217	1989-90
4. Justin Robinson.....	214	2015-16
5. Justin Robinson.....	212	2016-17
6. Corey Albano.....	205	1996-97
7. Alex Blackwell.....	198	1991-92
8. Rahsaan Johnson.....	197	2001-02
9. Fernando Sanders.....	194	1988-89
10. Mason McBride.....	193	1985-86
11. Rahsaan Johnson.....	191	2000-01
12. Corey Albano.....	185	1995-96
13. Walker Miller.....	183	2021-22
14. Alpha Bangura.....	179	1998-99
15. Deion Hammond.....	174	2019-20
16. Gerry Crosby.....	171	2000-01
Jesse Stout.....	171	1983-84
18. William Lewis.....	170	1991-92
Harrie Garris.....	170	1987-88

CAREER FIELD GOALS MADE

Player	No.	Year
1. Alex Blackwell.....	662	1989-92
2. Justin Robinson.....	635	2013-17
3. John Giraldo.....	603	1992-96
4. Corey Albano.....	581	1993-97
5. William Lewis.....	580	1988-92
6. Fernando Sanders.....	557	1985-89
7. Rahsaan Johnson.....	554	1999-02
8. Deion Hammond.....	539	2017-21
9. Dave Calloway.....	488	1987-91
10. Blake Hamilton.....	445	2001-05
11. Whitney Coleman.....	436	2005-10
12. Marques Alston.....	435	2003-07
13. Andrew Nicholas.....	431	2011-15
14. Mustafa Barksdale.....	421	1993-97
15. Mason McBride.....	417	1983-86
16. Deon Jones.....	408	2015-16
17. Kevin Owens.....	403	1999-03

SINGLE-GAME FIELD GOAL PERCENTAGE (min. 10 attempts)

Player	Pct.	Date	Opponent
1. Alex Blackwell.....	.917 (11-12)	2/21/91	St. Francis Brooklyn
Chris Brady.....	.917 (11-12)	1/16/17	at Canisius
3. Ed Waite.....	.909 (10-11)	2/16/13	St. Francis Brooklyn
4. Ed Waite.....	.900 (9-10)	12/3/12	at Binghamton
Karl Towns.....	.900 (9-10)	12/15/83	Campbell
6. Whitney Coleman.....	.857 (12-14)	1/5/08	at Saint Francis
Fernando Sanders....	.857 (12-14)	1/12/89	Saint Francis
Travis Taylor.....	.857 (12-14)	12/12/09	Penn
9. Ken Henry.....	.846 (11-13)	2/5/86	Wagner
10. Dave Calloway.....	.833 (10-12)	2/18/89	Robert Morris
Fernando Sanders....	.833 (10-12)	2/9/89	Loyola (Md.)

-Blake Hamilton went 9-for-9 vs. UMKC on 12/9/04 for the most FGM without a miss by a Monmouth player.
 -Collin Stewart went 8-for-9 at Siena on 2/14/15.
 -Je'lon Hornbeak was 7-for-7 in 2016 MAAC Championship Game.
 -Mustapha Traore was 7-for-7 vs. Valparaiso at 2018 Myrtle Beach Invitational.

SINGLE-GAME FIELD GOAL ATTEMPTS (since 1987-88)

Player	No.	Date	Opponent
1. Rich Pass.....	27	2/4/85	Fairleigh Dickinson
2. Alex Blackwell.....	25	2/9/91	Mount St. Mary's
Alex Blackwell.....	25	12/5/90	Rider
Fernando Sanders.....	25	1/16/89	Loyola (Md.)
Justin Robinson.....	25	3/14/17	Ole Miss (NIT)
6. Rahsaan Johnson.....	24	2/4/01	St. Francis Brooklyn
John Giraldo.....	24	12/6/94	Army
Glenn Stokes.....	24	1/24/94	Marist
Alex Blackwell.....	24	2/22/92	Wagner
Jarrett King.....	24	12/7/85	American
Jarrett King.....	24	11/26/85	La Salle
Justin Robinson.....	24	2/3/17	Saint Peter's

SINGLE-SEASON FIELD GOAL ATTEMPTS (min. 350 att.)

Player	No.	Year
1. Justin Robinson.....	508	2016-17
2. Justin Robinson.....	488	2015-16
3. Rahsaan Johnson.....	474	2000-01
4. Rahsaan Johnson.....	441	2001-02
5. Alex Blackwell.....	432	1990-91
6. Andrew Nicholas.....	421	2013-14
7. Deion Hammond.....	421	2019-20
8. Rich Pass.....	411	1984-85
9. Alex Blackwell.....	400	1991-92
10. Rahsaan Johnson.....	397	1999-00
11. Walker Miller.....	396	2021-22
12. Alpha Bangura.....	392	1998-99
George Papas.....	392	2021-22
14. Micah Seaborn.....	379	2016-17
15. Mason McBride.....	378	1985-86
16. Micah Seaborn.....	377	2015-16
17. Gerry Crosby.....	376	2000-01
18. John Giraldo.....	372	1994-95
19. Jesse Steele.....	369	2012-13
20. Corey Albano.....	367	1996-97
21. Alex Blackwell.....	365	1989-90
22. Blake Hamilton.....	356	2003-04
Shavat Reynolds Jr.....	356	2021-22
24. Deion Hammond.....	354	2018-19
25. Dwayne Byfield.....	353	2002-03

CAREER FIELD GOAL ATTEMPTS (min. 900)

Player	No.	Year
1. Justin Robinson.....	1,512	2013-17
2. Deion Hammond.....	1,362	2017-21
3. John Giraldo.....	1,358	1989-92
4. Rahsaan Johnson.....	1,314	1992-96
5. Alex Blackwell.....	1,197	1993-97
6. Andrew Nicholas.....	1,129	2011-15
7. Corey Albano.....	1,118	1988-92
8. Whitney Coleman.....	1,070	1985-89
9. Fernando Sanders.....	1,053	1999-02
10. William Lewis.....	1,042	1987-91
11. Dave Calloway.....	1,025	2001-05
12. Blake Hamilton.....	979	2005-10
13. Dwayne Byfield.....	958	2003-07
14. Dejan Delic.....	956	1993-97
15. Micah Seaborn.....	937	2015-18
16. Mustafa Barksdale.....	927	1993-97
17. George Papas.....	905	2017-22

SINGLE-SEASON FIELD GOAL PERCENTAGE (min. 100 attempts)

Player	Pct.	Year
1. Steve Bridgemohan.....	.652 (86-132)	2001-02
2. Glenn Stokes.....	.614 (148-241)	1993-94
3. Steve Bridgemohan.....	.598 (67-112)	2000-01
4. William Lewis.....	.597 (157-263)	1989-90
5. Steve Wriedt.....	.596 (62-104)	1991-92
6. Alex Blackwell.....	.595 (217-365)	1989-90
7. Karl Towns.....	.593 (108-182)	1984-85

CAREER FIELD GOAL PERCENTAGE (min. 250 attempts)

Player	Pct.	Year
1. Steve Bridgemohan.....	.572 (249-435)	1998-02
2. William Lewis.....	.557 (580-1,042)	1988-92
3. Alex Blackwell.....	.553 (662-1,197)	1989-92
4. Steve Wriedt.....	.547 (231-422)	1990-93
5. Karl Towns.....	.545 (192-352)	1983-85
6. Travis Taylor.....	.542 (319-589)	2008-10
7. Ken Henry.....	.533 (273-512)	1985-87
8. Chris Brady.....	.533 (328-615)	2013-17



SINGLE-GAME FREE THROWS MADE (min. 14) Free Throw Records

Player	No.	Date	Opponent
1. Deon Jones	18	11/30/13	North Carolina A&T
Blake Hamilton	18	2/27/04	St. Francis Brooklyn
3. Alex Blackwell	17	1/14/91	Robert Morris
4. Blake Hamilton	15	1/7/04	Princeton
Brian Kennedy	15	1/12/89	Saint Francis
Je'lon Hornbeak	15	12/15/15	Georgetown
7. Dejan Delic	14	1/21/06	Quinnipiac
Travis Taylor	14	2/13/10	Wagner
Justin Robinson	14	11/26/15	Notre Dame

SINGLE-SEASON FREE THROWS MADE

Player	No.	Year
1. Blake Hamilton	214	1990-91
2. Justin Robinson	185	2015-16
3. Blake Hamilton	181	1984-85
4. Alex Blackwell	169	1989-90
5. Deon Jones	156	2013-14
6. Justin Robinson	149	2016-17
7. Corey Albano	145	1996-97
8. Rahsaan Johnson	142	2001-02
Corey Albano	142	1995-96
10. Alex Blackwell	137	1988-89
11. Ray Salnave	133	2019-20
11. Deon Jones	129	2014-15
12. Ernie Dix	128	1985-86
13. William Lewis	119	2000-01
14. Alex Blackwell	115	1995-96
15. John Giraldo	114	1994-95

CAREER FREE THROWS MADE

Player	No.	Years
1. Blake Hamilton	527	2001-05
2. Alex Blackwell	603	1992-96
3. Corey Albano	581	1993-97
4. Rahsaan Johnson	580	1988-92
5. John Giraldo	557	1985-89
6. William Lewis	554	1999-02
7. Jack Gordon	488	1987-91
8. Justin Robinson	476	2013-17
9. Kevin Owens	445	2001-05
10. Fernando Sanders	436	2005-10
11. Mustafa Barksdale	435	2003-07
12. Marques Alston	421	1993-97
13. Jason Krayl	417	1983-86

SINGLE GAME FREE THROW PERCENTAGE (min. 10)

Player	Pct.	Date	Opponent
1. Dejan Delic	1.000 (14-14)	1/21/06	Quinnipiac
2. William Lewis	1.000 (12-12)	2/26/91	Marist
Alex Blackwell	1.000 (12-12)	12/2/90	Vermont
Justin Robinson	1.000 (12-12)	1/15/16	Iona
Justin Robinson	1.000 (12-12)	2/1/16	Siena
Justin Robinson	1.000 (12-12)	2/21/16	Saint Peter's
7. Corey Albano	1.000 (11-11)	12/4/94	Manhattan
Justin Robinson	1.000 (11-11)	12/31/16	Rider
Austin Tilghman	1.000 (11-11)	1/27/18	Marist
Ray Salnave	1.000 (11-11)	1/24/20	Niagara
11. Whitney Coleman	1.000 (10-10)	1/19/08	St. Francis Brooklyn
Blake Hamilton	1.000 (10-10)	1/17/04	Saint Francis
Corey Albano	1.000 (10-10)	1/29/94	Mount St. Mary's
Brian Kennedy	1.000 (10-10)	1/25/90	Saint Francis
Mason McBride	1.000 (10-10)	12/7/85	American
Micah Seaborn	1.000 (10-10)	1/20/17	Manhattan
Zac Tillman	1.000 (10-10)	2/2/18	Fairfield

SINGLE-SEASON FREE THROW PERCENTAGE (min. 55 attempts)

Player	Pct.	Years
1. Dwayne Byfield	.911 (72-79)	2002-03
2. William Lewis	.901 (91-101)	1990-91
3. Whitney Coleman	.896 (60-67)	2007-08
4. George Papas	.887 (63-71)	2019-20
5. Collin Stewart	.883 (53-60)	2015-16
6. William Lewis	.881 (119-135)	1991-92
7. William Lewis	.873 (69-79)	1989-90
8. George Papas	.864 (108-125)	2021-22
9. Shavar Reynolds Jr.	.859 (110-128)	2021-22
10. Justin Robinson	.856 (149-174)	2016-17
11. Mustafa Barksdale	.8514 (63-74)	1994-95
12. Tom Kaplan	.8507 (57-67)	2003-04
13. Ray Salnave	.847 (133-157)	2019-20
14. Justin Robinson	.845 (185-219)	2015-16
15. Micah Seaborn	.843 (86-102)	2015-16
16. Will Campbell	.842 (64-76)	2008-09

SINGLE-GAME FREE THROW ATTEMPTS

Player	No.	Date	Opponent
1. Blake Hamilton	21	2/27/04	St. Francis Brooklyn
2. Blake Hamilton	20	1/7/04	Princeton
Alex Blackwell	20	1/14/91	Robert Morris
4. Deon Jones	19	11/30/13	North Carolina A&T
Fernando Sanders	19	2/20/88	Robert Morris
6. Travis Taylor	18	2/13/10	Wagner
Austin Tilghman	18	2/18/18	Siena
8. Rahsaan Johnson	17	3/3/00	St. Francis Brooklyn
Alex Blackwell	17	2/9/91	Mount St. Mary's
10. Deon Jones	16	3/1/15	Siena
Tyler Azzarelli	16	1/21/06	Quinnipiac
Brian Kennedy	16	1/12/89	Saint Francis
Je'lon Hornbeak	16	12/15/15	Georgetown

SINGLE-SEASON FREE THROW ATTEMPTS

Player	No.	Year
1. Blake Hamilton	280	2003-04
2. Blake Hamilton	233	2004-05
3. Justin Robinson	219	2015-16
4. Alex Blackwell	213	1990-91
5. Deon Jones	202	2013-14
6. Corey Albano	198	1996-97
7. Corey Albano	197	1995-96
8. Rahsaan Johnson	185	2000-01
9. Alex Blackwell	179	1989-90
Ernie Dix	179	1986-87
11. Justin Robinson	174	2016-17
12. Deon Jones	159	2014-15
13. Myles Foster	158	2022-23
14. Ray Salnave	157	2019-20
15. Travis Taylor	155	2009-10
16. Walker Miller	153	2021-22
17. Austin Tilghman	151	2017-18
18. Fernando Sanders	150	1987-88
19. John Giraldo	149	1994-95
Alex Blackwell	149	1991-92
21. Blake Hamilton	147	2002-03
Diago Quinn	147	2018-19
23. Ray Salnave	145	2017-18

CAREER FREE THROW ATTEMPTS

Player	No.	Years
1. Blake Hamilton	716	2001-05
2. Justin Robinson	574	2013-17
3. Corey Albano	566	1993-97
4. Alex Blackwell	541	1989-92
5. John Giraldo	459	1992-96
6. Deon Jones	456	2013-16
7. Kevin Owens	450	1999-03
8. Ray Salnave	448	2017-20
9. Rahsaan Johnson	437	1999-02
10. Austin Tilghman	432	2014-18
11. Fernando Sanders	393	1985-89
12. Ed Waite	382	2009-13
13. Jack Gordon	363	1992-96
14. William Lewis	362	1988-92
15. Deion Hammond	355	2017-21
16. Diago Quinn	321	2015-19
17. Jason Krayl	308	2000-04
18. Giedrius Aidietis	288	1993-97
George Papas	288	2017-22
19. Marques Alston	286	2003-07
20. Mustafa Barksdale	282	1993-97
21. Travis Taylor	276	2008-10
22. Dejan Delic	264	2003-07
23. Ernie Dix	256	1986-88

CAREER FREE THROW PERCENTAGE (min. 190 attempts)

Player	Pct.	Years
1. Micah Seaborn	.847 (210-248)	2015-18
2. George Papas	.837 (241-288)	2017-22
3. Justin Robinson	.829 (476-574)	2013-17
4. Whitney Coleman	.794 (170-214)	2005-10
5. Ray Salnave	.791 (348-440)	2017-20
6. Mike Myers Keitt	.779 (202-259)	2008-12
7. Will Campbell	.778 (190-244)	2008-12
Alex Blackwell	.778 (421-541)	1989-92
9. Rahsaan Johnson	.776 (339-437)	1999-02
10. Deon Jones	.776 (354-456)	2013-16
11. Jack Gordon	.774 (281-363)	1992-96



Three-Point Field Goal Records

SINGLE-GAME 3PT FIELD GOALS MADE

Player	No.	Date	Opponent
1. George Papas	9	12/15/20	Hofstra
Dave Calloway	9	1/2/90	Pepperdine
3. Justin Robinson	8	2/13/17	Siena
Micah Seaborn	8	11/26/16	vs. South Carolina State
5. George Papas	7	11/16/21	Lehigh
George Papas	7	2/14/20	at Canisius
Dejan Delic	7	12/9/06	Hartford
Dejan Delic	7	1/27/07	Robert Morris
Rahsaan Johnson	7	2/8/01	Saint Francis
Quin Hayes	7	2/14/98	Central Connecticut
Dave Calloway	7	2/13/90	LIU Brooklyn
Justin Robinson	7	2/16/17	Niagara
Justin Robinson	7	3/14/17	Ole Miss (NIT)
13. Andrew Nicholas	6	11/23/14	Towson
Andrew Nicholas	6	12/21/13	Fordham
Dion Nesmith	6	2/18/12	at Mount St. Mary's
Dion Nesmith	6	1/21/12	Robert Morris
Mike Myers Keitt	6	1/14/12	at LIU Brooklyn
Andrew Nicholas	6	1/1/12	at North Carolina
Justin Sofman	6	3/4/10	at Quinnipiac*
Whitney Coleman	6	12/5/09	at Sacred Heart
Yaniv Simpson	6	12/21/08	Lehigh
Yaniv Simpson	6	2/7/08	at Sacred Heart
Dejan Delic	6	11/18/06	at Houston
Chris Kenny	6	3/14/06	vs. Hampton
Dwayne Byfield	6	3/1/04	Mount St. Mary's
Dwayne Byfield	6	12/31/02	at UMKC
Dwayne Byfield	6	11/23/02	Rider
Dave Calloway	6	2/5/91	Marist
Dave Calloway	6	12/15/90	Washington State
Justin Robinson	6	1/24/16	Marist
Je'lon Hornbeak	6	12/13/16	at Memphis
Je'lon Hornbeak	6	12/20/16	Princeton
Je'lon Hornbeak	6	3/14/17	Ole Miss (NIT)
Justin Robinson	6	12/6/16	Wagner
Micah Seaborn	6	2/22/18	Rider
Deion Hammond	6	2/9/20	Saint Peter's
George Papas	6	2/25/22	Saint Peter's
George Papas	6	12/19/21	Colgate
Jack Collins	6	3/3/23	Hampton*

SINGLE-GAME 3PT FIELD GOAL ATTEMPTS

Player	No.	Date	Opponent
1. Justin Robinson	17	3/14/17	Ole Miss (NIT)
2. Quin Hayes	16	12/12/98	Rider
3. Rahsaan Johnson	15	2/16/02	at Robert Morris
4. Quin Hayes	14	1/19/98	at LIU Brooklyn
Dave Calloway	14	12/15/90	vs. Washington State
Dave Calloway	14	1/2/90	Pepperdine
Deion Hammond	14	1/10/19	at Quinnipiac
George Papas	14	12/15/20	Hofstra
9. Andrew Nicholas	13	12/21/13	Fordham
Jesse Steele	13	2/2/13	Bryant
Justin Sofman	13	11/28/09	vs. Pepperdine
Dejan Delic	13	2/20/07	at LIU Brooklyn
Quin Hayes	13	12/6/99	at DePaul
Quin Hayes	13	2/14/98	at Central Connecticut
Dave Calloway	13	3/3/90	Robert Morris
Je'lon Hornbeak	13	3/14/17	Ole Miss (NIT)
Justin Robinson	13	2/13/17	at Siena
Deion Hammond	13	2/28/20	at Rider
George Papas	13	12/12/21	at Pitt
George Papas	13	11/16/21	Lehigh
Jack Collins	13	12/12/22	at Syracuse
Jack Collins	13	11/17/22	Norfolk State

SINGLE-GAME 3PT FIELD GOAL PCT. (min. 4 attempts)

Player	Pct.	3FG-A	Date	Opponent
1. Dejan Delic	1.000	5-for-5	1/25/07	Saint Francis
Je'lon Hornbeak	1.000	5-for-5	3/7/16	Iona
Collin Stewart	1.000	5-for-5	12/1/16	Quinnipiac
John Giraldo	1.000	4-for-4	12/4/92	UC Santa Barbara
Justin Robinson	1.000	4-for-4	11/22/16	Cornell
Deion Hammond	1.000	4-for-4	12/28/20	Canisius
7. Micah Seaborn	.889	8-for-9	11/26/16	South Carolina State
8. Dion Nesmith	.857	6-for-7	1/21/12	Robert Morris
Je'lon Hornbeak	.857	6-for-7	12/13/16	at Memphis
10. Sean Ryan	.833	5-for-6	2/20/93	Marist
Ray Salnave	.833	5-for-6	3/4/20	Fairfield
12. R.J. Rutledge	.800	4-for-5	11/14/08	FAU
Yaniv Simpson	.800	4-for-5	3/1/08	Mount St. Mary's
Yaniv Simpson	.800	4-for-5	2/28/08	Saint Francis
Dave Calloway	.800	4-for-5	four times	Mount St. Mary's
Quin Hayes	.800	4-for-5	2/8/97	St. Francis Brooklyn
Sean Ryan	.800	4-for-5	12/4/93	UC Santa Barbara
Harrie Garris	.800	4-for-5	1/5/88	LIU Brooklyn
Gary Cox	.800	4-for-5	12/29/10	Harvard
Collin Stewart	.800	4-for-5	1/15/16	Iona
Collin Stewart	.800	4-for-5	1/30/16	Saint Peter's
Justin Robinson	.800	4-for-5	1/22/17	Fairfield



Single-Season

3PT FIELD GOALS MADE

Player	No.	Year
1. George Papas	103	2021-22
2. Dave Calloway	97	1989-90
3. Justin Robinson	96	2016-17
4. Deion Hammond	82	2019-20
5. Justin Robinson	80	2015-16
Je'lon Hornbeak	80	2016-17
Dejan Delic	80	2006-07
8. Dave Calloway	79	1990-91
9. Deion Hammond	76	2017-18
10. Deion Hammond	74	2018-19
11. Dwayne Byfield	73	2002-03
12. Rahsaan Johnson	69	2000-01
13. Micah Seaborn	68	2015-16
14. Dejan Delic	67	2005-06
15. Justin Sofman	66	2009-10
16. Mike Perno	64	1997-98
Micah Seaborn	64	2016-17
18. Gerry Crosby	63	2000-01
Quin Hayes	63	1997-98
20. Andrew Nicholas	62	2013-14
Jesse Steele	62	2011-12
Rahsaan Johnson	62	2001-02
Jack Collins	62	2022-23
24. Jesse Steele	61	2011-12
John Giraldo	61	1995-96
26. Quin Hayes	59	1999-00
27. Dejan Delic	56	2004-05
28. John Giraldo	54	1994-95
29. Yaniv Simpson	53	2008-09
30. Justin Robinson	52	2014-15
Whitney Coleman	52	2009-10
32. Ray Salnave	51	2019-20
33. Rahsaan Johnson	50	1999-00
Mustafa Barksdale	50	1994-95
Collin Stewart	50	2015-16

3PT FIELD GOAL ATTEMPTS (min. 150)

Player	No.	Year
1. George Papas	292	2021-22
2. Justin Robinson	238	2016-17
3. Deion Hammond	230	2019-20
4. Deion Hammond	215	2018-19
5. Dave Calloway	212	1989-90
6. Dejan Delic	210	2006-07
7. Jack Collins	209	2022-23
8. Dejan Delic	204	1990-91
9. Justin Robinson	203	2015-16
10. Rahsaan Johnson	202	2000-01
11. Dwayne Byfield	197	2002-03
12. Micah Seaborn	194	2016-17
Deion Hammond	194	2017-18
14. Rahsaan Johnson	193	2001-02
15. Dave Calloway	184	1990-91
16. Je'lon Hornbeak	180	2016-17
17. Andrew Nicholas	177	2013-14
Jesse Steele	177	2011-12
19. Gerry Crosby	176	2000-01
Micah Seaborn	176	2015-16
21. Justin Sofman	175	2009-10
22. Dejan Delic	169	2004-05
23. Dwayne Byfield	156	2003-04
Rahsaan Johnson	156	1999-00
25. Collin Stewart	152	2015-16
26. Whitney Coleman	151	2007-08
Quin Hayes	151	1997-98
George Papas	151	2019-20
29. Quin Hayes	150	1999-00

Three-Point FG Records

MU's TOP 3PT SHOOTING DUOS

3FGs	G	Name (3's made)	Year
176	34	Justin Robinson (96)	2016-17
		Je'lon Hornbeak (80)	
149	34	George Papas (103)	2021-22
		Shavar Reynolds (46)	
148	36	Justin Robinson (80)	2015-16
		Micah Seaborn (68)	
133	31	Deion Hammond (82)	2019-20
		Ray Salnave (51)	
132	31	Rahsaan Johnson (69)	2000-01
		Gerry Crosby (63)	
127	27	Mike Perno (64)	1997-98
		Quin Hayes (63)	
121	30	Dejan Delic (80)	2006-07
		Whitney Coleman (41)	
120	28	Dwayne Byfield (73)	2002-03
		Chris Kenny (47)	
120	31	Deion Hammond (76)	2017-18
		Louie Pillari (44)	
118	31	Justin Sofman (66)	2009-10
		Whitney Coleman (52)	
		Dwayne Byfield (65)	2003-04
		Chris Kenny (53)	
		Dave Calloway (97)	1989-90
		William Lewis (21)	
114	34	Dejan Delic (67)	2005-06
		Chris Kenny (47)	
109	28	Quin Hayes (59)	1999-00
		Rahsaan Johnson (50)	
105	31	Rahsaan Johnson (62)	2001-02
		Dwayne Byfield (43)	
104	29	Dejan Delic (56)	2004-05
		Chris Kenny (48)	
		John Giraldo (54)	1994-95
		Mustafa Barksdale (50)	
104	34	Deion Hammond (74)	2018-19
		Ray Salnave (30)	
100	32	Jesse Steele (62)	2011-12
		Dion Nesmith (38)	

3PT FIELD GOAL PCT. (min. 60 attempts)

Player	Pct.	3FG-A	Years
1. Dave Calloway	.585	48-82	1988-89
2. Dave Calloway	.458	97-212	1989-90
3. John Giraldo	.455	61-134	1995-96
4. Mustafa Barksdale	.450	50-111	1994-95
5. Mike Perno	.448	64-163	1997-98
6. Jesse Steele	.446	33-74	2010-11
7. Je'lon Hornbeak	.444	80-180	2016-17
		Louie Pillari	.444 44-99 2017-18
9. Micah Seaborn	.442	42-95	2017-18
10. Sean Ryan	.433	45-104	1993-94
11. Dave Calloway	.429	79-184	1990-91
12. John Giraldo	.425	54-127	1994-95
13. Yaniv Simpson	.422	46-109	2007-08
14. Dwayne Byfield	.417	65-156	2003-04
		Quin Hayes	.417 63-151 1997-98
16. Yaniv Simpson	.408	53-130	2008-09
17. Dave Calloway	.405	36-89	1987-88
		Harrie Garris	.405 36-89 1987-88
19. Je'lon Hornbeak	.403	50-124	2015-16
		Justin Robinson	.403 96-238 2016-17

Career

3PT FIELD GOALS MADE

Player	No.	Year
1. Deion Hammond	272	2017-21
2. Dave Calloway	260	1987-91
3. Justin Robinson	257	2013-17
4. Dejan Delic	230	2003-07
5. George Papas	227	2017-22
6. Dwayne Byfield	214	2001-05
7. John Giraldo	204	1992-96
8. Chris Kenny	195	2002-06
9. Quin Hayes	186	1996-00
10. Rahsaan Johnson	181	1999-02
11. Micah Seaborn	174	2015-18
12. Andrew Nicholas	169	2011-15
13. Whitney Coleman	161	2005-10
14. Jesse Steele	156	2010-13
15. Mustafa Barksdale	134	1993-97
16. Je'lon Hornbeak	130	2015-17
17. Will Campbell	124	2008-12
18. Collin Stewart	114	2013-17
19. Alex Nunner	110	2005-09
20. R.J. Rutledge	108	2007-11
21. Tyler Azzarelli	103	2002-06
22. Ray Salnave	101	2017-20
23. Yaniv Simpson	100	2006-10
24. Jason Krayl	94	2000-04
25. Louie Pillari	90	2016-20
26. Mike Myers Keitt	87	2008-12
27. Mike Perno	81	1996-98
28. Jack Gordon	80	1992-96

3PT FIELD GOAL ATTEMPTS (min. 220)

Player	No.	Year
1. Deion Hammond	751	2017-21
2. Dejan Delic	667	2003-07
3. Justin Robinson	664	2013-17
4. George Papas	663	2017-22
5. Dave Calloway	567	1987-91
6. Dwayne Byfield	554	2001-05
7. Rahsaan Johnson	551	1999-02
8. Chris Kenny	537	2002-06
9. Andrew Nicholas	512	2011-15
10. John Giraldo	494	1992-96
11. Quin Hayes	483	1996-00
12. Micah Seaborn	465	2015-18
13. Whitney Coleman	459	2005-10
14. Jesse Steele	433	2010-13
15. Will Campbell	384	2008-12
16. Collin Stewart	364	2013-17
17. Alex Nunner	326	2005-09
18. Mustafa Barksdale	326	1993-97
19. R.J. Rutledge	324	2007-11
20. Tyler Azzarelli	313	2002-06
21. Je'lon Hornbeak	304	2015-17
22. Ray Salnave	301	2017-20
23. Jason Krayl	282	2000-04
24. Mike Myers Keitt	279	2008-12
25. Louie Pillari	261	2016-20
26. Yaniv Simpson	248	2006-10
27. Russ Anderson	240	1999-04
28. James Hett	230	2007-11
29. Gerry Crosby	225	1999-01

3PT FIELD GOAL PCT. (min. 150 attempts)

Player	Pct.	3FG-A	Years
1. Dave Calloway	.459	260-567	1987-91
2. Mike Perno	.453	82-181	1996-98
3. Je'lon Hornbeak	.428	130-304	2015-17
4. Sean Ryan	.417	73-175	1992-94
5. John Giraldo	.413	204-494	1992-96
6. Mustafa Barksdale	.411	134-326	1993-97
7. Yaniv Simpson	.403	100-248	2006-10
8. Justin Robinson	.387	257-664	2013-17
9. Dwayne Byfield	.386	214-554	2001-05
10. Quin Hayes	.385	186-483	1996-00
11. Justin Sofman	.377	66-175	2009-10
12. Micah Seaborn	.374	174-465	2015-18
13. Jack Gordon	.365	80-219	1991-96
14. Deion Hammond	.362	272-751	2017-21
Chris Kenny	.363	195-537	2002-06
16. Jesse Steele	.360	156-433	2011-13
17. Whitney Coleman	.351	161-459	2005-10



Rebounding Records

SINGLE-GAME REBOUNDS

Player	No.	Date	Opponent
1. Karl Towns	23	1/12/85	Morgan State
2. Corey Albano.....	21	3/6/97	LIU Brooklyn
3. Corey Albano.....	20	2/22/97	LIU Brooklyn
Glenn Stokes.....	20	12/29/93	Wichita State
Karl Towns	20	2/4/85	Fairleigh Dickinson
6. Alex Blackwell	19	2/22/92	Wagner
Nikkei Rutty	19	2/22/22	Siena
8. Ed Waite.....	17	2/6/10	Fairleigh Dickinson
9. Phill Wait	16	12/11/10	Hartford
Diago Quinn	16	2/28/16	Niagara

Single-Season

SINGLE-SEASON REBOUNDS

Player	No.	Year
1. Karl Towns	319	1984-85
2. Corey Albano.....	273	1996-97
3. Kevin Owens	243	1999-03
4. Nikkei Rutty	238	2021-22
4. Alex Blackwell	232	1991-92
5. Alex Blackwell	227	1989-90
6. Deon Jones	221	2013-14
7. Alex Blackwell	220	1990-91
8. Chris Brady	220	2016-17
9. Corey Albano.....	219	1995-96
10. Myles Foster.....	217	2022-23
11. Blake Hamilton	212	2003-04
Chris Brady	212	2015-16
13. Fernando Sanders.....	208	1989-90
Diago Quinn	208	2018-19
15. Fernando Sanders.....	207	1986-87
16. Corey Albano.....	204	1994-95

Career

REBOUNDS

Player	No.	Years
1. Corey Albano.....	779	1993-97
2. Fernando Sanders.....	775	1985-89
3. Kevin Owens	695	1999-03
4. Alex Blackwell	679	1989-92
5. Ed Waite.....	658	2009-13
6. Chris Brady	625	2013-17
7. Deon Jones	576	2013-16
8. Marques Alston.....	530	2003-07
9. Mustapha Traore	525	2016-20
10. Diago Quinn	517	2015-19
11. Karl Towns	515	1983-85
12. William Lewis	514	1988-92
13. Marcus McClary	509	2017-22
14. Blake Hamilton	508	2001-05
15. Giedrius Aidietis.....	506	1993-97
16. Steve Bridgemohan.....	495	1998-02
17. Nikkei Rutty	489	2018-22
18. Rahsaan Johnson	456	1999-02
19. Justin Robinson	443	2013-17
20. Austin Tilghman.....	442	2014-18
21. Jack Gordon.....	432	1992-96
22. Whitney Coleman.....	412	2005-10
23. Jason Krayl	403	2000-04
24. Alex Sturm.....	400	1988-92
25. Ray Salnave.....	381	2017-20
26. Deon Jones	380	2013-16
27. Mustafa Barksdale.....	372	1993-97
28. Russ Anderson	371	1999-04

NON DIVISION I

1. James McIntyre	1,420
2. John Haas.....	1,407
3. Ed Halicki	1,366
4. Don Wiley	1,124

Assists Records

SINGLE-GAME ASSISTS

Player	No.	Date	Opponent
1. Derric Thomas.....	17	1/17/86	LIU Brooklyn
2. Derric Thomas.....	15	2/24/86	Loyola (MD)
Derric Thomas.....	15	2/5/86	Wagner
Greg McLaughlin	15	2/9/85	Vermont
Austin Tilghman.....	15	12/22/17	Yale
6. Derric Thomas.....	13	1/3/86	Marist
7. Derric Thomas.....	12	12/10/86	Delaware
Derric Thomas.....	12	2/12/86	LIU Brooklyn
Derric Thomas.....	12	1/10/86	St. Francis Brooklyn

Single-Season

SINGLE-SEASON ASSISTS

Player	No.	Year
1. Derric Thomas	205	1985-86
2. Rahsaan Johnson	178	2000-01
3. Austin Tilghman.....	165	2017-18
4. Justin Robinson	162	2016-17
5. Greg McLaughlin	158	1984-85
6. Rahsaan Johnson	155	2001-02
7. John Giraldo.....	146	1993-94
8. Derric Thomas.....	145	1987-88
James Hett	145	2009-10
10. Derric Thomas	138	1986-87
11. Jesse Steele	133	2011-12
12. Justin Robinson	132	2015-16
13. John Giraldo.....	129	1995-96
14. Andy Partee	128	1990-91
15. James Hett	123	2008-09
Dave Calloway	123	1987-88
17. Justin Robinson	120	2014-15
18. James Hett	119	2010-11
19. Jakari Spence	115	2022-23
20. Jesse Steele	112	2012-13
21. Brian Kennedy.....	110	1988-89
22. John Giraldo.....	109	1992-93
23. Samuel Chaput.....	107	2019-20
24. James Hett	105	2007-08

Career

ASSISTS

Player	No.	Years
1. Derric Thomas	524	1984-88
2. Justin Robinson	497	2013-17
3. John Giraldo.....	492	1992-96
James Hett	492	2007-11
5. Rahsaan Johnson	418	1999-02
6. Dave Calloway.....	395	1987-91
7. Tyler Azzarelli.....	326	2002-06
8. Austin Tilghman.....	302	2014-18
9. Whitney Coleman.....	293	2005-10
10. Mustafa Barksdale.....	292	1993-97
11. Jesse Steele	286	2010-13
12. Andy Partee	282	1988-92
13. William Lewis	271	1988-92
14. Jason Krayl	257	2000-04
15. Samuel Chaput.....	255	2018-22
16. Ray Salnave	242	2017-20
17. George Papas.....	224	2017-22
18. Marques Alston.....	220	2003-07
19. Josh James	212	2013-17
20. Chris Kenny	209	2002-06
Jack Gordon.....	209	1992-96
Greg McLaughlin	209	1983-85
23. Dejan Delic	200	2003-07
24. Dwayne Byfield.....	190	2001-05
25. Mason McBride	182	1983-86
26. Micah Seaborn.....	177	2015-18
27. Quin Hayes	168	1996-2000
28. Andrew Nicholas.....	164	2011-15



Steals Records

SINGLE-GAME STEALS

Player	No.	Date	Opponent
1. Justin Robinson	8	3/4/16	Rider
Justin Robinson	8	1/18/15	Fairfield
John Giraldo.....	8	12/10/92	George Mason
4. John Giraldo.....	7	2/11/93	St. Francis
John Giraldo.....	7	1/7/93	Robert Morris
6. 14 players.....	6		
Last - Tahron Allen.....02/08/23 at Stony Brook			

Single-Season

SINGLE-SEASON STEALS

Player	No.	Year
1. Mustafa Barksdale.....	81	1996-97
2. Justin Robinson	79	2015-16
3. John Giraldo.....	77	1992-93
4. John Giraldo.....	67	1993-94
5. Rahsaan Johnson	64	2000-01
6. John Giraldo.....	63	1994-95
7. Jack Collins.....	62	2022-23
8. Nick Rutherford	61	2018-19
9. John Giraldo.....	59	1995-96
10. Jesse Steele	57	2012-13
11. Justin Robinson	56	2014-15

Career

STEALS

Player	No.	Years
1. John Giraldo.....	260	1992-96
2. Justin Robinson	211	2013-17
3. Mustafa Barksdale.....	209	1993-97
4. Tyler Azzarelli.....	186	2002-06
5. Rahsaan Johnson	169	1999-02
6. Whitney Coleman.....	167	2005-10
7. Jack Gordon.....	150	1992-96
8. Dwayne Byfield.....	144	2001-05
9. Ed Waite.....	143	2009-13
10. Dave Calloway.....	139	1987-91
11. James Hett	138	2007-11
12. Jason Krayl.....	134	2000-04
13. Derric Thomas.....	127	1984-88
14. Ray Salnave.....	124	2017-20
15. Max DiLeo.....	120	2011-15
George Papas.....	120	2017-22
17. Andrew Nicholas	117	2011-15
Marques Alston.....	117	2003-07
19. Austin Tilghman.....	116	2015-18
20. Chris Kenny	115	2002-06
21. Jesse Steele	110	2010-13
22. Andy Partee	108	1988-92
23. Giedrius Aidietis.....	104	1993-97
24. Corey Albano.....	101	1993-97

Blocked Shots Records

SINGLE-GAME BLOCKED SHOTS

Player	No.	Date	Opponent
1. John Bunch	10	2/3/07	Mount St. Mary's
2. Steve Wriedt	8	2/9/93	LIU Brooklyn
3. Brice Kofane.....	7	11/23/14	Towson
John Bunch	7	12/28/05	Hartford
Steve Wriedt	7	1/13/91	Wagner
Andre Williams	7	11/18/98	Sacred Heart
7. John Bunch (6 times)	6		
Kevin Owens	6	2/15/03	LIU Brooklyn
Steve Wriedt	6	2/8/92	Mount St. Mary's
Chris Brady.....	6	1/14/17	at Niagara

Single-Season

SINGLE-SEASON BLOCKED SHOTS

Player	No.	Year
1. John Bunch	95	2006-07
2. John Bunch	74	2005-06
3. Steve Wriedt	58	1991-92
Steve Wriedt	58	1990-91
Chris Brady	58	2016-17
6. Brice Kofane.....	55	2014-15
7. Steve Wriedt	50	1992-93
8. Kevin Owens	49	2002-03
9. Chris Brady.....	45	2015-16
10. Alex Sturm.....	41	1989-90
11. Giedrius Aidietis.....	38	1995-96
12. Brian Boxler.....	37	2003-04
13. Kevin Owens	36	2000-01
14. Kevin Owens	35	1999-00

Career

BLOCKED SHOTS

Player	No.	Years
1. John Bunch	169	1984-88
2. Steve Wriedt	166	1992-96
3. Chris Brady.....	150	2013-17
4. Kevin Owens	149	2007-11
5. Corey Albano.....	130	1999-02
6. Giedrius Aidietis.....	116	1987-91
7. Alex Sturm.....	86	2002-06
Diago Quinn	77	2015-19
9. Steve Bridgemohan.....	70	2005-10
10. Nikkei Ruty	66	2018-22
11. Alex Blackwell	63	1993-97
Patrick Gaitley	63	2010-13
13. Deon Jones	61	2013-16
14. Blake Hamilton	58	1988-92
Fernando Sanders.....	58	1988-92
16. Brice Kofane.....	55	2000-04
17. Ken Henry.....	50	2003-07
18. Mike Matthews	49	2002-06
19. Mustapha Traore	48	2016-20
20. Chris Brady.....	47	1992-96



Participation Leaders

CAREER GAMES PLAYED (min. 100)

RANK	PLAYER	NO.
1.	Marcus McClary	150
2.	Diago Quinn	136
3.	Chris Brady	135
4.	George Papas	133
5.	Austin Tilghman	132
6.	Justin Robinson	131
7.	Collin Stewart	129
	Zac Tillman	129
9.	Whitney Coleman	127
10.	Marques Alston	126
11.	Ed Waite	124
	Chris Kenny	124
	Mustapha Traore	124
14.	Dejan Delic	122
15.	Jason Krayl	121
16.	James Hett	120
17.	Blake Hamilton	119
	Russ Anderson	119
19.	Nick DelTufo	118
20.	Dwayne Byfield	117
	Louie Pillari	117
	Samuel Chaput	117
23.	Max DiLeo	116
	Mike Myers Keitt	116
	Deion Hammond	116
26.	Dave Calloway	115
	Steve Bridgemohan	115
	Corey Albano	115
29.	Alex Nunner	114
	Tyler Azzarelli	114
	Kevin Owens	114
	Melik Martin	114
33.	John Giraldo	113
	Giedrius Aidiētis	113
35.	William Lewis	112
36.	Mustafa Barksdale	111
	Steve Wriedt	111
	Josh James	111
39.	Andrew Nicholas	107
	Jack Gordon	107
41.	Fernando Sanders	106
42.	Jeff Franklin	105
43.	Sam Ibiezugbe	104
44.	Derric Thomas	103
45.	Quin Hayes	102
46.	R.J. Rutledge	101
	Will Campbell	101
	Nikkei Ruty	101

Diago Quinn played more games than any Hawk in school history at the time of his graduation.

CAREER GAMES STARTED

RANK	PLAYER	NO.
1.	Justin Robinson	128
2.	James Hett	117
3.	Dave Calloway	113
4.	Kevin Owens	112
	John Giraldo	112
6.	Tyler Azzarelli	111
7.	Whitney Coleman	109
8.	Deion Hammond	107
	Marcus McClary	107
10.	Corey Albano	106
11.	Fernando Sanders	102
12.	Steven Bridgemohan	99
13.	Jason Krayl	94
	Deon Jones	94
15.	Ed Waite	93
16.	Mason McBride	90
17.	Blake Hamilton	89
	Giedrius Aidiētis	89
19.	Dwayne Byfield	87
	William Lewis	87
21.	Marques Alston	85
22.	Alex Blackwell	84
	Mustapha Traore	84
24.	Mustafa Barksdale	82
	Rahsaan Johnson	82

CAREER MINUTES PLAYED

RANK	PLAYER	NO.
1.	John Giraldo (1992-96)	4,089
2.	Justin Robinson (2013-17)	4,002
3.	Whitney Coleman (2005-10)	3,894
4.	James Hett (2007-11)	3,892
5.	Dave Calloway (1987-91)	3,885
6.	William Lewis (1988-92)	3,822
7.	Corey Albano (1993-97)	3,311
8.	Dwayne Byfield (2001-05)	3,301
9.	Chris Kenny (2002-06)	3,299
10.	Fernando Sanders (1985-89)	3,225
11.	Alex Blackwell (1989-92)	3,218
12.	Deion Hammond (2017-21)	3,210
13.	Marcus McClary (2017-22)	3,168
13.	Mustafa Barksdale (1993-97)	3,151
14.	Marques Alston (2003-07)	3,146
15.	Rahsaan Johnson (1999-02)	3,120
16.	Jason Krayl (2000-04)	3,087
17.	Derric Thomas (1985-88)	3,047
18.	Blake Hamilton (2001-05)	3,025
19.	Tyler Azzarelli (2002-06)	3,020
20.	Kevin Owens (1999-03)	3,010



INDIVIDUAL: Monmouth
OceanFirst Bank Center Records

Category	No.	Name	Opponent	Date
Points	34	Ray Salnave	Fairfield	March 4, 2020
	32	George Papas	Hofstra	Dec. 15, 2020
	31	Andrew Nicholas	Mississippi Valley State	Nov. 29, 2013
	31	George Papas	Lehigh	Nov. 16, 2021
	30	George Papas	Colgate	Dec. 19, 2021
	30	Deion Hammond	Saint Peter's	Feb. 9, 2020
	30	Andrew Nicholas	Fordham	Dec. 21, 2013
	30	Travis Taylor	Sacred Heart	Feb. 27, 2010
	30	Travis Taylor	Wagner	Feb. 13, 2010
	30	Micah Seaborn	Rider	Feb. 22, 2018
Field Goals Made	12	Andrew Nicholas	Mississippi Valley State	Nov. 29, 2013
	12	Travis Taylor	Sacred Heart	Feb. 27, 2010
	12	Travis Taylor	Penn	Dec. 12, 2009
FG Att.	25	Ray Salnave	Fairfield	March 4, 2020
	25	Justin Robinson	Ole Miss (NIT)	Mar. 14, 2017
100% FG (min. 5)	6-for-6	Phill Waite	Central Connecticut	Jan. 20, 2011
	6-for-6	Mustapha Traore	Manhattan	March 1, 2020
3FG	5-for-5	Marcus McClary	Canisius	Dec. 28, 2020
	9	George Papas	Hofstra	Dec. 15, 2020
	7	Justin Robinson	Ole Miss (NIT)	Mar. 14, 2017
	7	Justin Robinson	Niagara	Feb. 16, 2017
3FG Att.	7	George Papas	Lehigh	Nov. 16, 2021
	17	Justin Robinson	Ole Miss (NIT)	Mar. 14, 2017
100% 3FG (min. 4)	4-for-4	Justin Robinson	Cornell	Nov. 22, 2016
	4-for-4	Deion Hammond	Canisius	Dec. 28, 2020
Free Throws	18	Deon Jones	North Carolina A&T	Nov. 30, 2013
FT Att.	19	Deon Jones	North Carolina A&T	Nov. 30, 2013
100% FT	11-for-11	Justin Robinson	Rider	Dec. 31, 2016
	11-for-11	Ray Salnave	Niagara	Jan. 24, 2020
Rebounds	10-for-10	Micah Seaborn	Manhattan	Jan. 20, 2017
	19	Nikkei Rutty	Siena	Feb. 22, 2022
Assists	17	Ed Waite	Fairleigh Dickinson	Feb. 6, 2010
	11	Sam Chaput	Siena	March 6, 2020
Steals	10	Jesse Steele	LIU Brooklyn	Feb. 25, 2012
	8	James Hett	Hartford	Dec. 11, 2010
Blocks	8	Austin Tilghman	Manhattan	Jan. 5, 2018
	7	Justin Robinson	Fairfield	Jan. 18, 2015
Minutes	7	Brice Kofane	Towson	Nov. 23, 2014
	50	Andrew Nicholas	Marist	Feb. 16, 2014
	50	Melik Martin	Penn	Nov. 25, 2017



Dan Pillari is one of 10 Hawks to shoot 100% from 3 in the OceanFirst Bank Center.



Jesse Steele held the arena record with 10 assists vs. LIU Brooklyn on February 25, 2012 for eight years until Sam Chaput broke it in March 2020.

INDIVIDUAL: Opponents

Category	No.	Name	Opponent	Date
Points	37	Kahlil Dukes	Niagara	Feb. 4, 2018
Field Goals	12	Steven Cook	Princeton	Dec. 20, 2016
		Zach Thomas	Bucknell	Nov. 10, 2017
FG Att.	27	Joe Zeglinski	Hartford	Dec. 11, 2010
100% FG	8-for-8	Eddie Scott	Penn	Nov. 25, 2017
	6-for-6	Jeremy Goode	Mount St. Mary's	Feb. 11, 2010
	6-for-6	Warren Williams	Manhattan	March 1, 2020
3FG	8	Schadrac Casimir	Iona	Dec. 7, 2014
	8	Jon Severe	Fordham	Dec. 21, 2013
3FG Att.	19	Joe Zeglinski	Hartford	Dec. 11, 2010
100% 3FG (min. 4)	5-for-5	Coron Williams	Robert Morris	Feb. 19, 2011
	4-for-4	Christian Hinckson	Manhattan	March 1, 2020
	4-for-4	Luke House	Drexel	Feb. 4, 2023
Free Throws	14	Tareq Coburn	Hofstra	Dec. 15, 2020
FT Att.	16	Tareq Coburn	Hofstra	Dec. 15, 2020
100% FT	12-for-12	Kam Woods	NC A&T	Feb. 13, 2023
	11-for-11	Desi Washington	Saint Peter's	Jan. 14, 2015
	10-for-10	Sebastian Saiz	Ole Miss	Mar. 14, 2017
		Kahlil Dukes	Niagara	Feb. 4, 2018
Rebounds	18	Manny Camper	Siena	March 6, 2020
	17	Herb Pope	Seton Hall	Nov. 15, 2009
Assists	11	Jalen Pickett	Siena	March 6, 2020
	9	RaShawn Stores	Manhattan	Feb. 1, 2015
	9	Rob Belcore	Penn	Dec. 12, 2009
Steals	7	Mike Scott	Fairleigh Dickinson	Feb. 6, 2010
Blocks	10	Naofall Folahan	Wagner	Dec. 30, 2013
Minutes	55	Ryan Bentley	Penn	Nov. 25, 2017



Ed Waite grabbed a career-high 17 rebounds in the Hawks' win over Fairleigh Dickinson in 2010.



OceanFirst Bank Center Records

Top Scoring Performances

TEAM: Monmouth

Category	No.	Opponent	Date
Points	106	LIU Brooklyn	Feb. 25, 2012
First Half	54	Iona	Jan. 6, 2017
		Niagara	Feb. 16, 2017
		Canisius	Dec. 28, 2020
Second Half	58	LIU Brooklyn	Feb. 25, 2012
		FIU	Nov. 13, 2009
Overtime	11	Marist	Feb. 16, 2014
		Saint Peter's	Feb. 3, 2017
2nd Overtime	11	Hartford	Dec. 11, 2010
3rd Overtime	11	Penn	Nov. 25, 2017
4th Overtime	7	Penn	Nov. 25, 2017
Field Goals	41	LIU Brooklyn	Feb. 25, 2012
FG Att.	75	Iona	Feb. 19, 2016
FG Pct.	.633 (38-60)	FIU	Nov. 13, 2009
3FG	16	Ole Miss	Mar. 14, 2017
3FG Att.	39	Niagara	Feb. 28, 2016
Free Throws	38	Quinnipiac	Jan. 9, 2016
FT Att.	51	Penn	Nov. 25, 2017
Rebounds	57	Fairfield	Jan. 22, 2017
Reb. Margin	+26 (53-27)	Niagara	Feb. 16, 2017
Assists	31	FIU	Nov. 13, 2009
Steals	19	Lafayette	Nov. 26, 2012
Blocks	10	Siena	Jan. 2, 2014
Turnovers	23	Villanova	Dec. 22, 2012
		Saint Peter's	Dec. 18, 2020

TEAM: Opponents

Category	No.	Opponent	Date
Points	101	Marist [2ot]	Feb. 16, 2014
First Half	49	Hofstra	Dec. 15, 2020
Second Half	55	Hofstra	Dec. 6, 2017
Overtime	14	Robert Morris	Jan. 21, 2012
2nd Overtime	14	Marist	Feb. 16, 2014
3rd Overtime	11	Penn	Nov. 25, 2017
4th Overtime	12	Penn	Nov. 25, 2017
Field Goals	33	Hofstra	Feb. 11, 2023
		Iona	Feb. 4, 2014
		Princeton	Dec. 20, 2016
		Rider	Dec. 31, 2016
		Hartford	Dec. 11, 2010
FG Att.	78	Hartford	Dec. 17, 2022
FG Pct.	.585 (31-53)	Charlotte	Dec. 4, 2016
3FG	16	Canisius	Dec. 4, 2016
3FG Att.	47	Hartford	Dec. 11, 2010
Free Throws	30	Penn	Nov. 25, 2017
FT Att.	50	Penn	Nov. 25, 2017
100% FT	6-for-6	Bryant	Jan. 9, 2010
Rebounds	56	Penn	Nov. 25, 2017
Reb. Margin	+26 (51-25)	Yale	Dec. 22, 2022
Assists	25	Penn	Dec. 12, 2009
Steals	14	FIU	Nov. 13, 2010
		Canisius	Feb. 16, 2018
Blocks	15	Wagner	Dec. 30, 2013
Turnovers	27	Lafayette	Nov. 26, 2012
		Quinnipiac	Jan. 16, 2021

No.	Name	School	Opponent	Date
37	Kahlil Dukes	Niagara	Monmouth	Feb. 4, 2018
35	Velton Jones	Robert Morris	Monmouth	Feb. 25, 2012
34	Ray Sainave	Monmouth	Fairfield	Mar. 4, 2020
33	Lamont Middleton	NC A&T	Longwood	Nov. 29, 2013
32	George Papas	Monmouth	Hofstra	Dec. 15, 2020
	Jon Severe	Fordham	Monmouth	Dec. 21, 2013
31	George Papas	Monmouth	Lehigh	Nov. 16, 2021
	A.J. English	Iona	Monmouth	Dec. 7, 2014
	George Beamon	Manhattan	Monmouth	Feb. 19, 2014
	Andrew Nicholas	Monmouth	Miss. Valley State	Nov. 29, 2013
	Joe Zeglinski	Hartford	Monmouth	Dec. 11, 2010
	A.J. English	Iona	Monmouth	Feb. 19, 2016
	Zach Thomas	Bucknell	Monmouth	Nov. 10, 2017
	Pat Andree	Lehigh	Monmouth	Nov. 6, 2018
30	George Papas	Monmouth	Colgate	Dec. 19, 2021
	Andrew Nicholas	Monmouth	Fordham	Dec. 21, 2013
	Travis Taylor	Monmouth	Sacred Heart	Feb. 27, 2010
	Travis Taylor	Monmouth	Wagner	Feb. 13, 2010
	Steven Cook	Princeton	Monmouth	Dec. 20, 2016
	Micah Seaborn	Monmouth	Rider	Feb. 22, 2018
	Deion Hammond	Monmouth	Saint Peter's	Feb. 9, 2020

Top Rebounding Performances

No.	Name	School	Opponent	Date
19	Nikkei Rutty	Monmouth	Siena	Feb. 22, 2022
18	Manny Camper	Siena	Monmouth	Mar. 6, 2020
17	Ed Waite	Monmouth	Fairleigh Dickinson	Feb. 6, 2010
	Herb Pope	Seton Hall	Monmouth	Nov. 15, 2009
16	Diago Quinn	Monmouth	Niagara	Feb. 28, 2016
	Ike Azotam	Quinnipiac	Monmouth	Jan. 4, 2014
	Tristan Carey	Longwood	Miss. Valley State	Nov. 30, 2013
	Phill Wait	Monmouth	Hartford	Dec. 11, 2010
	Milton Burton	Hartford	Monmouth	Dec. 11, 2010
	Zach Thomas	Bucknell	Monmouth	Nov. 10, 2017
	Amari Williams	Drexel	Monmouth	Feb. 4, 2023
15	Keith Wright	Harvard	Monmouth	Jan. 10, 2012
	Brandon Penn	Rider	Monmouth	Dec. 22, 2011
	Nikkei Rutty	Monmouth	Manhattan	Jan. 23, 2022
14	Mario Moody	Wagner	Monmouth	Dec. 30, 2014
	Phill Wait	Monmouth	CCSU	Jan. 20, 2011
	Ken Horton	CCSU	Monmouth	Jan. 20, 2011
	Kelly Beidler	Mount St. Mary's	Monmouth	Feb. 11, 2010
	Brett Bisping	Siena	Monmouth	Feb. 24, 2017
	Mustapha Traore	Monmouth	Radford	Nov. 26, 2019
	Jacob Rigoni	Quinnipiac	Monmouth	Jan. 15, 2021
	Keegan Records	Colgate	Monmouth	Dec. 19, 2021
13	John Davis	Towson	Monmouth	Nov. 23, 2014
	Brandon Peel	CCSU	Towson	Nov. 21, 2014
	Chris Brady	Monmouth	Quinnipiac	Jan. 9, 2016
	Marvin Prochet	Niagara	Monmouth	Feb. 28, 2016
	Kahlil Thomas	Rider	Monmouth	Dec. 31, 2016
	Eddie Scott	Penn	Monmouth	Nov. 25, 2017
	Austin Tilghman	Monmouth	Niagara	Feb. 4, 2018
	Kevin Marfo	Quinnipiac	Monmouth	Feb. 23, 2020
	Michael Cabbage	Marist	Monmouth	Jan. 16, 2020


Top Assist Performances

No.	Name	School	Opponent	Date
11	Samuel Chaput	Monmouth	Siena	Mar. 6, 2020
	Jalen Pickett	Siena	Monmouth	Mar. 6, 2020
10	Jesse Steele	Monmouth	LIU Brooklyn	Feb. 25, 2012
	James Hett	Monmouth	Hartford	Dec. 11, 2010
	Austin Tilghman	Monmouth	Manhattan	Jan. 5, 2018
9	RaShawn Stores	Manhattan	Monmouth	Feb. 1, 2015
	Josh James	Monmouth	North Carolina A&T	Nov. 30, 2013
	Jason Brickman	LIU Brooklyn	Monmouth	Feb. 14, 2013
	James Hett	Monmouth	Bryant	Jan. 9, 2010
	James Hett	Monmouth	FIU	Nov. 13, 2009
	Rob Belcore	Penn	Monmouth	Dec. 12, 2009
	Austin Tilghman	Monmouth	Niagara	Feb. 4, 2018
	Austin Tilghman	Monmouth	Fairfield	Feb. 2, 2018
	Shavar Reynolds	Monmouth	Colgate	Dec. 19, 2021


CAREER POINTS (includes all-divisions)

Player	Points	Years
1. Ron Kornegay*	2,526	1966-69
2. Justin Robinson	2,003	2013-17
3. Ed Halicki*	1,777	1969-72
4. Alex Blackwell*	1,749	1990-92
John Giraldo*	1,749	1993-96
6. Gary Carter*	1,643	1980-83
7. Rahsaan Johnson	1,628	1999-02
8. Deion Hammond	1,613	2017-21
9. Corey Albano	1,599	1994-97
10. William Lewis	1,517	1989-92
11. Bill Terry*	1,447	1975-77
12. Blake Hamilton	1,433	2001-05
13. Don Wiley*	1,431	1978-81
14. James McIntyre*	1,411	1966-69
15. Dave Calloway	1,404	1988-91
16. Fernando Sanders	1,356	1986-89
17. John Haas*	1,333	1966-69
18. Gary Massa	1,302	1973-76
19. Mason McBride	1,268	1983-86
20. Bruce Beckman*	1,264	1959-62
21. Walt Mischler*	1,259	1959-62
22. Deon Jones	1,229	2013-16
23. Jeff Rush	1,219	1972-74
24. Whitney Coleman	1,203	2005-10
25. Jack Hill	1,184	1975-77
26. Andrew Nicholas	1,180	2011-15
27. Tom Farrell	1,171	-
28. Dejan Delic	1,166	2003-07
29. Ernie Bellinger	1,151	-
30. George Papas	1,150	2017-22
30. Ray Salnave	1,147	2017-20
31. Dwayne Byfield	1,144	2001-05
Mustafa Barksdale	1,144	1993-97
Micah Seaborn	1,144	2015-18
34. Marques Alston	1,139	2003-07
35. Jack Gordon	1,096	1991-96
36. John Blair*	1,087	-
37. Kevin Owens	1,080	1999-03
38. Mike King	1,052	-
39. Jason Krayl	1,050	2000-04
40. Bob Wymbs	1,046	-
41. Ed Waite	1,045	2009-13
42. Henry Moore	1,033	-
43. Pete Andrews	1,030	-
44. Chris Kenny	1,027	2002-05
45. Ray Tomaszewski	1,001	-


* - Members of the Monmouth University Athletics Hall of Fame




Ron Kornegay



Ed Halicki



James McIntyre



Walter Mischler

SINGLE-GAME TEAM RECORDS (Division I)

MOST POINTS: 124
 MU 124, LIU Brooklyn 100 (01/08/94)
MOST POINTS, COMBINED: 224
 MU 124, LIU Brooklyn 100 (01/08/94)
MOST POINTS, HALF: 68 (2nd)
 MU 124, LIU Brooklyn 100 (01/08/94)
MOST POINTS, OPPONENT: 112
 LIU Brooklyn 112, MU 92 (02/21/98)
FEWEST POINTS: 31
 MU 31, Princeton 61 (11/25/97)
FEWEST POINTS, COMBINED: 62
 MU 41, Princeton 21 (12/14/05)
FEWEST POINTS, OPPONENT: 17
 MU 75, Medgar Evers 17 (11/25/88)
VICTORY MARGIN: 61
 MU 103, Pratt 42 (12/02/87)
DEFEAT MARGIN: 53
 North Carolina State 106, MU 53 (12/30/85)
MOST 3-PT FIELD GOALS MADE: 19
 LIU Brooklyn 112, MU 92 (02/21/98)
MOST FIELD GOALS MADE: 51
 MU 110, Pratt 58 (11/28/84)
MOST FIELD GOALS ATTEMPTED: 91
 MU 110, Pratt 58 (11/28/84)
BEST FIELD GOAL PERCENTAGE: .729 (35-48)
 MU 89, LIU Brooklyn 80 (01/30/88)
MOST FREE THROWS MADE: 38
 MU 88, Quinnipiac 74 (1/9/16)
MOST FREE THROWS ATTEMPTED: 51
 Penn 101, MU 96 (11/25/17-4ot)
BEST FREE THROW PERCENTAGE: 100.0 (19-19)
 MU 72, Delaware 61 (12/14/89)
 Fairfield 55, MU 52 (2/4/20) 100.0 (8-8)
MOST REBOUNDS: 66
 MU 110, Pratt 58 (11/28/84)
MOST PERSONAL FOULS: 39
 Penn 101, MU 96 (11/25/17-4ot)
MOST ASSISTS: 39
 MU 124, LIU Brooklyn 100 (01/08/94)
MOST STEALS: 21
 MU 103, Pratt 42 (12/02/87)
MOST TURNOVERS: 29
 Rider 65, MU 64 (12/05/89)
 Mount St. Mary's 81, MU 65 (01/20/94)

SINGLE-GAME TEAM RECORDS (All-Time)

Player

MOST POINTS: 126
 vs. New Paltz College (01/22/65)
MOST REBOUNDS: 89
 vs. Paterson State (01/10/63)
MOST FIELD GOALS: 58
 vs. Coppin State (01/31/64)
MOST FREE THROWS MADE: 40
 vs. Boston State (12/07/68)
 vs. Marist (02/26/91)
MARGIN OF VICTORY: 86
 Monmouth 125, Coppin State 39 (01/31/74)

SINGLE-GAME INDIVIDUAL RECORDS (All-Time)

Player

MOST POINTS: 49
 Walt Mischler vs. Newark College of Engineering (01/27/62)
MOST REBOUNDS: 40
 Ed Halicki vs. Southeastern (12/04/70)
MOST FIELD GOALS: 23
 Charles West vs. Pace (12/29/70)

SINGLE-SEASON INDIVIDUAL RECORDS (All-Time)

Player

MOST POINTS: 733
 Ron Kornegay (1967-68)
MOST REBOUNDS: 625
 Walt Mischler (1961-62)
FIELD GOAL PCT.: .715
 John Haas (1968-69)
CONSECUTIVE FREE THROWS: 65
 John Barone (1969-70)



Season-by-Season Coaching Records (1956-57 to 2022-23)

YEAR	COACH	W	L	Pct.	YEAR	COACH	W	L	Pct.
1956-1957	Bill Boylan	8	4	.667	1991-1992	Wayne Szoke	20	9	.690
1957-1958	Bill Boylan	13	6	.684	1992-1993	Wayne Szoke	11	17	.393
1958-1959	Bill Boylan	12	2	.857	1993-1994	Wayne Szoke	18	11	.621
1959-1960	Bill Boylan	13	8	.619	1994-1995	Wayne Szoke	13	14	.481
1960-1961	Bill Boylan	15	6	.714	1995-1996	Wayne Szoke	20	10	.667
1961-1962	Bill Boylan	22	3	.880	1996-1997	Wayne Szoke	18	11	.620
1962-1963	Bill Boylan	11	11	.500	1997-1998	Wayne Szoke	1	13	.071
1963-1964	Bill Boylan	15	10	.600		Dave Calloway	3	10	.230
1964-1965	Bill Boylan	14	11	.560	1998-1999	Dave Calloway	5	21	.192
1965-1966	Bill Boylan	26	4	.867	1999-2000	Dave Calloway	12	16	.429
1966-1967	Bill Boylan	23	5	.821	2000-2001	Dave Calloway	21	10	.677
1967-1968	Bill Boylan	27	2	.931	2001-2002	Dave Calloway	18	12	.600
1968-1969	Bill Boylan	24	6	.800	2002-2003	Dave Calloway	15	13	.536
1969-1970	Bill Boylan	17	11	.607	2003-2004	Dave Calloway	21	12	.636
1970-1971	Bill Boylan	16	11	.593	2004-2005	Dave Calloway	16	13	.552
1971-1972	Bill Boylan	17	9	.654	2005-2006	Dave Calloway	19	15	.559
1972-1973	Bill Boylan	13	14	.481	2006-2007	Dave Calloway	12	18	.400
1973-1974	Bill Boylan	19	9	.679	2007-2008	Dave Calloway	7	24	.226
1974-1975	Bill Boylan	22	7	.759	2008-2009	Dave Calloway	8	23	.258
1975-1976	Bill Boylan	22	5	.815	2009-2010	Dave Calloway	12	19	.387
1976-1977	Bill Boylan	15	13	.536	2010-2011	Dave Calloway	9	21	.300
1977-1978	Ron Kornegay	8	17	.320	2011-2012	King Rice	12	20	.375
1978-1979	Ron Kornegay	16	12	.571	2012-2013	King Rice	10	21	.323
1979-1980	Ron Kornegay	19	10	.655	2013-2014	King Rice	11	21	.344
1980-1981	Ron Kornegay	25	4	.862	2014-2015	King Rice	18	15	.545
1981-1982	Ron Kornegay	21	9	.700	2015-2016	King Rice	28	8	.777
1982-1983	Ron Kornegay	12	17	.414	2016-2017	King Rice	27	7	.794
--DIVISION I--									
1983-1984	Ron Kornegay	6	21	.222	2017-2018	King Rice	11	20	.354
1984-1985	Ron Kornegay	12	15	.444	2018-2019	King Rice	14	21	.400
1985-1986	Ron Kornegay	9	19	.321	2019-2020	King Rice	18	13	.580
1986-1987	Ron Kornegay	1	6	.143	2020-2021	King Rice	12	8	.600
	Ron Krayl	7	13	.350	2021-2022	King Rice	21	13	.617
1987-1988	Wayne Szoke	16	13	.552	2022-2023	King Rice	7	26	.269
1988-1989	Wayne Szoke	15	13	.536	Total	67 seasons	1,035	853	.548
1989-1990	Wayne Szoke	17	12	.586	Division I	40 seasons	569	627	.475
1990-1991	Wayne Szoke	19	10	.655					

COACH	YEARS	SEASONS	W	L	Pct.	Highlights
Bill Boylan	1956-57 to 1976-77	21 seasons	364	157	.699	
Ron Kornegay	1977-78 to 1986-87	10 seasons	129	130	.498	
Ron Krayl	1986-87	1 season	7	13	.350	
Wayne Szoke	1987-88 to 1997-98	11 seasons	168	133	.558	1 NEC Championship
Dave Calloway	1997-98 to 2010-11	14 seasons	178	227	.440	3 NEC Championships
King Rice	2011-12 to present	12 seasons	189	193	.494	3 MAAC regular season titles

Monmouth Head Coaches



Bill Boylan



Ron Kornegay



Ron Krayl



Wayne Szoke



Dave Calloway



King Rice

Northeast Conference

PLAYER OF THE YEAR

Rahsaan Johnson (2000-01)
Blake Hamilton (2004-05)

DEFENSIVE PLAYER OF THE YEAR

Kevin Owens (2002-03)

ALL-NEC FIRST TEAM

Fernando Sanders (1988-89)
Alex Blackwell (1989-90, 90-91, 91-92)
William Lewis (1991-92)
Glenn Stokes (1993-94)
John Giraldo (1994-95, 95-96)
Corey Albano (1995-96, 96-97)
Rahsaan Johnson (2000-01, 01-02)
Blake Hamilton (2003-04, 04-05)

ALL-NEC SECOND TEAM

Mason McBride (1985-86)
Harrie Garris (1987-88)
Fernando Sanders (1987-88)
Dave Calloway (1989-90)
William Lewis (1989-90, 90-91)
John Giraldo (1993-94)
Mustafa Barksdale (1996-97)
Rahsaan Johnson (1999-2000)
Dwayne Byfield (2002-03)
Kevin Owens (2002-03)
Marques Alston (2005-06)
Travis Taylor (2009-10)

ROOKIE OF THE YEAR

Alex Blackwell (1989-90)
Alpha Bangura (1998-99)
Jhamar Youngblood (2006-07)

ALL-ROOKIE TEAM

Fernando Sanders (1985-86)
Ernie Dix (1986-87)
Dave Calloway (1987-88)
Chuck McCay (1988-89)
Alex Blackwell (1989-90)
John Giraldo (1992-93)
Corey Albano (1993-94)
Joe Fermino (1997-98)
Alpha Bangura (1998-99)
Andre Williams (1998-99)
Kevin Owens (1999-2000)
Dwayne Byfield (2001-02)
Whitney Coleman (2005-06)
Jhamar Youngblood (2006-07)
Will Campbell (2008-09)
Travis Taylor (2008-09)
Ed Waite (2009-10)
Marcus Ware (2010-11)
Dion Nesmith (2011-12)

TOURNAMENT MVP

Alex Blackwell (1989-90)
Corey Albano (1995-96)
Rahsaan Johnson (2000-01)
Blake Hamilton (2003-04)
Marques Alston (2005-06)

ALL-TOURNAMENT TEAM

Harrie Garris (1987-88)
Derric Thomas (1987-88)
Alex Blackwell (1989-90, 90-91)
William Lewis (1989-90)
Steve Wriedt (1992-93)
Glenn Stokes (1993-94)
John Giraldo (1993-94)
Corey Albano (1995-96, 96-97)
Mustafa Barksdale (1995-96, 96-97)
Rahsaan Johnson (1999-2000, 00-01)
Gerry Crosby (2000-01)
Blake Hamilton (2003-04, 04-05)
Dwayne Byfield (2003-04)
Tyler Azzarelli (2003-04)
Marques Alston (2005-06)
Chris Kenny (2005-06)

JIM PHELAN

NEC COACH OF THE YEAR

Wayne Szoke (1987-88)
Dave Calloway (2000-01)

25th ANNIVERSARY TEAM

Alex Blackwell (1989-92)

Justin Robinson (2017)



Metro Atlantic Athletic Conference

PLAYER OF THE YEAR

Justin Robinson (2015-16)
Justin Robinson (2016-17)

ROOKIE OF THE YEAR

Micah Seaborn (2015-16)

COACH OF THE YEAR

King Rice (2015-16)
King Rice (2016-17)
King Rice (2020-21)

ALL-MAAC FIRST TEAM

Justin Robinson (2014-15)
Justin Robinson (2015-16)
Justin Robinson (2016-17)
Micah Seaborn (2016-17)
Deion Hammond (2019-20)
Deion Hammond (2020-21)

ALL-MAAC SECOND TEAM

Ray Salnave (2019-20)
George Papas (2020-21)
Walker Miller (2021-22)

ALL-MAAC THIRD TEAM

Deon Jones (2014-15)
Deon Jones (2015-16)
Micah Seaborn (2015-16)
Austin Tilghman (2017-18)
Diago Quinn (2018-19)
Melik Martin (2020-21)

Shavar Reynolds (2021-22)

ALL-MAAC ROOKIE TEAM

Micah Seaborn (2015-16)
Deion Hammond (2017-18)

MAAC SIXTH MAN OF YEAR

Andrew Nicholas (2014-15)
Austin Tilghman (2016-17)

MAAC ALL-TOURNAMENT TEAM

Walker Miller (2021-22)
Shavar Reynolds (2021-22)
Mustapha Traore (2019-20)
Louie Pillari (2019-20)
Sam Ibiezugbe (2019-20)
Deion Hammond (2018-19)
Diago Quinn (2018-19)
Justin Robinson (2016-17)
Justin Robinson (2015-16)
Je'lon Hornbeak (2015-16)

PRESEASON ALL-MAAC

George Papas (2021-22) - 1st Team
Shavar Reynolds Jr. (2021-22) - 3rd Team
Deion Hammond (2020-21) - 1st Team (unan.)
Deion Hammond (2019-20) - 2nd Team
Ray Salnave (2019-20) - 2nd Team
Deion Hammond (2018-19) - 3rd Team
Micah Seaborn (2017-18) - 1st Team (unan.)
Justin Robinson (2016-17) - 1st Team (unan.)
Micah Seaborn (2016-17) - 2nd Team
Justin Robinson (2015-16) - 1st Team
Deon Jones (2015-16) - 2nd Team
Deon Jones (2014-15) - 3rd Team

PRESEASON MAAC POTY

Justin Robinson (2016-17) - unanimous

Associated Press

HONORABLE MENTION ALL AMERICA

Rahsaan Johnson (2000-01)
Blake Hamilton (2004-05)
Justin Robinson (2015-16)
Justin Robinson (2016-17)

Academic All-America

Dave Calloway (1989-90) - Third Team

USBWA All-District

Justin Robinson (2015-16) - First Team
Justin Robinson (2016-17) - First Team

All-Metropolitan

Justin Robinson (2015-16) - First Team
Justin Robinson (2016-17) - First Team
Micah Seaborn (2016-17) - Third Team
Deion Hammond (2019-20) - Second Team
Deion Hammond (2020-21) - Second Team
George Papas (2021-22) - Third Team

John McLendon Coach of the Year

King Rice (2015-16)

Lou Henson National Player of the Year

Justin Robinson (2016-17)

ECAC Player of the Year

Justin Robinson (2016-17)

Portsmouth Invitational All-Tournament Team

Justin Robinson (2017)

NABC All-District

Justin Robinson (2014-15) - Second Team
Justin Robinson (2015-16) - First Team
Justin Robinson (2016-17) - First Team
King Rice (2015-16) - Coach of the Year
King Rice (2016-17) - Coach of the Year
Micah Seaborn (2016-17) - Second Team
Ray Salnave (2019-20) - Second Team
Deion Hammond (2019-20) - Second Team
Deion Hammond (2020-21) - Second Team
George Papas (2020-21) - Second Team

NABC Honors Court

Jack Holmstrom (2022-23)
Jack Holmstrom (2021-22)
Samuel Chaput (2021-22)
Samuel Chaput (2020-21)
Sam Ibiezugbe (2019-20)
Sam Ibiezugbe (2018-19)
Louie Pillari (2018-19)
Louie Pillari (2017-18)
Nick Rutherford (2017-18)
Collin Stewart (2016-17)



Coastal Athletic Conference

ALL-CAA ROOKIE TEAM

Jack Collins (2022-23)

CAA PRESEASON HONORABLE MENTION

Xander Rice (2023-24)



MONMOUTH IN THE NORTHEAST CONFERENCE (1985-2013)

YEAR	COACH	NEC				FINISH	OVERALL		
		W	L	PCT.	W		L	PCT.	
1985-1986	Ron Kornegay	6	10	.375	t-6th	9	19	.321	
1986-1987	Ron Kornegay/Ron Krayl	4	12	.250	9th	8	19	.296	
1987-1988	Wayne Szoke	11	5	.688	3rd	16	13	.552	
1988-1989	Wayne Szoke	9	7	.563	t-3rd	15	13	.536	
1989-1990	Wayne Szoke	11	5	.688	2nd	17	12	.586	
1990-1991	Wayne Szoke	10	6	.625	4th	19	10	.655	
1991-1992	Wayne Szoke	11	5	.688	t-2nd	20	9	.690	
1992-1993	Wayne Szoke	7	11	.389	t-7th	11	17	.393	
1993-1994	Wayne Szoke	13	5	.722	2nd	18	11	.621	
1994-1995	Wayne Szoke	11	7	.661	t-4th	13	14	.481	
1995-1996	Wayne Szoke	14	4	.778	t-2nd	20	10	.667	
1996-1997	Wayne Szoke	12	6	.667	3rd	18	11	.621	
1997-1998	Wayne Szoke/Dave Calloway	3	13	.188	9th	4	23	.174	
1998-1999	Dave Calloway	5	15	.250	11th	5	21	.192	
1999-2000	Dave Calloway	9	9	.500	6th	12	16	.429	
2000-2001	Dave Calloway	15	5	.750	2nd	21	10	.677	
2001-2002	Dave Calloway	14	6	.700	4th	18	12	.600	
2002-2003	Dave Calloway	13	5	.722	2nd	15	13	.536	
2003-2004	Dave Calloway	12	6	.667	t-1st	21	12	.636	
2004-2005	Dave Calloway	14	4	.778	1st	16	13	.552	
2005-2006	Dave Calloway	12	6	.667	3rd	19	15	.559	
2006-2007	Dave Calloway	7	11	.389	t-8th	12	18	.400	
2007-2008	Dave Calloway	4	14	.222	t-8th	7	24	.226	
2008-2009	Dave Calloway	6	12	.333	t-9th	8	23	.258	
2009-2010	Dave Calloway	8	10	.444	t-8th	12	19	.387	
2010-2011	Dave Calloway	5	13	.278	11th	9	21	.300	
2011-2012	King Rice	10	8	.556	t-5th	12	20	.375	
2012-2013	King Rice	5	13	.278	t-10	10	21	.323	
Total	28 seasons	261	233	.528	-	385	439	.467	

MONMOUTH IN ITS NORTHEAST CONFERENCE HISTORY: through 2013

NEC REGULAR SEASON TITLES		NEC TOURNAMENT TITLES		NEC REGULAR SEASON WINS		NEC TOURNAMENT WINS	
Robert Morris	9	Robert Morris	7	Robert Morris	310	Robert Morris	34
LIU Brooklyn	6	LIU Brooklyn	5	Fairleigh Dickinson	301	LIU Brooklyn	30
Fairleigh Dickinson	5	Fairleigh Dickinson	4	LIU Brooklyn	271	Fairleigh Dickinson	27
Marist	3	Monmouth	4	Monmouth	261	Monmouth	21
Rider	3	Central Conn. St.	3	Wagner	259	Mount St. Mary's	20
Central Conn. St.	3	Marist	3	St. Francis Brooklyn	242	Wagner	17
Monmouth	2	Rider	2	Saint Francis	228	Central Conn. St.	15
St. Francis Brooklyn	2	Mount St. Mary's	2	Mount St. Mary's	210	St. Francis Brooklyn	10
Saint Francis	1	Saint Francis	1	Central Conn. St.	174	Quinnipiac	9
Wagner	1	Wagner	1	Quinnipiac	140	Saint Francis	6
UMBC	1			Sacred Heart	105	Sacred Heart	5
Mount St. Mary's	1			Bryant	21		
Quinnipiac	1						



MONMOUTH IN ITS NORTHEAST CONFERENCE HISTORY: through 2013

1988	#2 vs. St. Francis Brooklyn [Teaneck].....W, 61-48 at Fairleigh Dickinson..... L, 75-90
1989	#3 vs. SAINT FRANCIS (PA.) L, 89-95
1990	#2 vs. Wagner [Moon Township]W, 71-50 at Robert Morris L, 66-71
1991	#3 vs. MARISTW, 81-67 at Fairleigh Dickinson.....ot L, 78-67
1992	#2 vs. MARIST L, 60-75
1993	#10 at Saint Francis (Pa.)W, 91-80 at Wagner L, 66-75
1994	#2 vs. MOUNT ST. MARY'S ot, W 88-77 vs. ROBERT MORRIS.....W, 76-61 at Rider L, 56-62
1995	#4 vs. FAIRLEIGH DICKINSON L, 71-73
1996	#3 vs. WAGNERW, 64-55 at MaristW, 57-56 vs. RIDERW, 60-59
1997	#3 vs. SAINT FRANCIS (PA.)W, 75-68 at Fairleigh Dickinson.....ot W, 73-72 at LIU Brooklyn..... L, 67-72

1998	#8 vs. LIU Brooklyn [New Britain]L, 79-108
2000	#5 vs. St. Francis Brooklyn [Trenton]..... L, 70-86
2001	#2 vs. Fairleigh Dickinson [Trenton]W, 71-59 vs. UMBC [Trenton]W, 67-54 vs. St. Francis Brooklyn [Trenton].....W, 67-64
2002	#4 vs. St. Francis Brooklyn [Staten Island]..... L, 61-71
2003	#2 vs. Fairleigh Dickinson [Staten Island] L, 61-63
2004	#1 vs. Mount St. Mary's [Staten Island]W, 64-52 vs. Robert Morris [Staten Island].....W, 62-45 vs. CENTRAL CONNECTICUTW, 67-55
2005	#1 vs. CENTRAL CONNECTICUTW, 54-53 vs. WAGNER..... L, 60-63
2006	#3 vs. LIU BROOKLYN.....W, 74-63 at Central ConnecticutW, 62-48 at Fairleigh Dickinson.....W, 49-48
2008	#8 at Robert Morris L, 64-50
2010	#8 at Quinnipiac L, 75-84
2012	#6 at Robert Morris L, 68-87

MONMOUTH NEC TOURNAMENT SERIES RECORDS

TEAM	W	L	LAST MTG
CCSU	3	0	2006 (semis)
Fairleigh Dickinson	3	4	2006 (final)
LIU Brooklyn	1	2	2006 (quarters)
Marist	2	1	1996 (semis)
UMBC	1	0	2001 (semis)
Mount St. Mary's	2	0	2004 (quarters)
Quinnipiac	0	1	2010 (quarters)
Rider	1	1	1996 (final)
Robert Morris	2	3	2012 (quarters)
St. Francis (N.Y.)	2	2	2002 (quarters)
Saint Francis (Pa.)	2	1	1997 (quarters)
Wagner	2	2	2005 (semis)
TOTALS	21	17	-

MONMOUTH NCAA TOURNAMENT SERIES RECORDS

TEAM	W	L	LAST MTG
Duke	0	1	2001 (First Round)
Hampton	1	0	2006 (Opening Round)
Marquette	0	1	1996 (First Round)
Mississippi State	0	1	2004 (First Round)
Villanova	0	1	2006 (First Round)
TOTALS	1	4	-

MONMOUTH NCAA TOURNAMENT RESULTS

1996	#4 Marquette 68	Providence, R.I.
	#13 Monmouth 44	
2001	#1 Duke 95	Greensboro, N.C.
	#16 Monmouth 52	
2004	#2 Mississippi State 85	Orlando, Fla.
	#15 Monmouth 52	
2006	Monmouth 71	Dayton, Ohio
	Hampton 49	
	#1 Villanova 58	Philadelphia, Pa.
	#16 Monmouth 45	

MONMOUTH NIT RESULTS

2016	#8 Bucknell 80	West Long Branch, NJ
	#1 Monmouth 90	
	#4 George Washington 87	West Long Branch, NJ
	#1 Monmouth 71	
2017	#5 Ole Miss 91	West Long Branch, NJ
	#4 Monmouth 83	

1996 Northeast Conference Champions



Back Row (L-R): Mustafa Barksdale, Charlie Richards, Matt Morgan, Giedrius Aidietis, Corey Albano, Pat Flynn, Jack Gordon.

Front Row (L-R): Maurice Williams, Quincy Lee, Jeff Franklin, John Giraldo, Gintautus Vileita.

2001 Northeast Conference Champions



Back Row (L-R): Jason Krayl, Jay Dooley, Phil Bonczewski, Kevin Owens, Nick Barnes, Russ Anderson, Tom Kaplan.


Front Row (L-R): Team Manager, Demitry Courtney, Rahsaan Johnson, Steve Bridgemohan, Gerry Crosby, Cameron Milton.

2004 Northeast Conference Champions



The 2003-04 Monmouth Hawks won the NEC Regular Season Title, and defeated Mount St. Mary's and Robert Morris in the first two rounds, before handing Central Connecticut State a 67-55 defeat in the Championship game in Boylan Gym. The Hawks went on to face Mississippi State in the NCAA Tournament in Orlando.

2006 Northeast Conference Champions



Back Row (L-R): Tyson Johnson, Brent Wilson, Corey Hallett, John Bunch, Shawn Barlow, Dejan Delic, Alex Nunner.

Front Row (L-R): Steve Bazaz, Chris Kenny, Tyler Azzarelli, Whitney Coleman, Marques Alston, Jon Ager, Mike Shipman, Rodney Herbert.



1996
First Rd.
Mar. 14, '96

Monmouth
Marquette

44
68


Providence Civic Center (11,931) Providence, R.I.

Monmouth (20-10)	FG-A	3G-A	FT-A	OR	DR	TR	PF	PTS	A	TO	B	S	MIN	
4 Lee, Quincy	f	0-5	0-1	0-0	2	0	2	0	0	1	2	0	1	22
23 Albano, Corey	f	5-9	0-1	4-6	3	4	7	3	14	1	5	0	1	38
12 Aidietis, Giedrius	c	0-6	0-1	0-1	1	1	2	4	0	3	0	1	0	28
10 Giraldo, John	g	5-13	3-8	0-0	1	4	5	2	13	3	1	0	0	39
34 Barksdale, Mustafa	g	3-9	0-3	1-4	1	7	8	3	7	0	2	1	1	34
3 Franklin, Jeff		0-2	0-0	0-0	0	0	0	0	0	1	0	0	0	7
15 Gordon, Jack		3-8	0-1	2-2	1	0	1	2	8	1	4	0	1	24
21 Williams, Maurice		0-0	0-0	0-0	0	0	0	0	0	0	0	0	0	0+
20 Vileita, Gintautas		0-0	0-0	0-0	0	0	0	0	0	0	0	0	0	0+
5 Chiera, Chris		0-0	0-0	0-0	0	0	0	0	0	0	0	0	0	0+
40 Flynn, Pat		1-1	0-0	0-0	0	2	2	2	2	0	1	0	0	8
44 Boff, Dave		0-1	0-1	0-0	0	0	0	0	0	0	0	0	0	0+
50 Morgan, Matt		0-0	0-0	0-0	0	0	0	0	0	0	0	0	0	0+
TEAM					1	1	2				1			
Totals...		17-54	3-16	7-13	10	19	29	16	44	10	16	2	4	200


Marquette (23-7)	FG-A	3G-A	FT-A	OR	DR	TR	PF	PTS	A	TO	B	S	MIN	
5 Crawford, Chris	f	6-12	0-1	1-3	2	1	3	3	13	0	3	0	2	31
13 Eford, Roney	f	3-8	1-1	0-0	1	2	3	0	7	1	2	0	1	29
00 McCaskill, Amal	c	4-8	0-0	1-1	3	5	8	4	9	1	2	0	0	22
3 Pieper, Anthony	g	3-6	2-4	2-3	0	5	5	2	10	1	5	0	1	36
12 Hutchins, Aaron	g	7-12	3-5	0-0	0	4	4	0	17	6	1	0	1	34
21 Bergen, Mike		0-0	0-0	0-1	0	1	1	0	0	0	0	2	0	5
25 McCall, Zack		1-2	0-1	0-0	0	3	3	0	2	1	0	0	1	14
34 Shaw, Richard		0-1	0-0	2-2	2	1	3	1	2	1	1	1	1	10
40 Abraham, Faisal		2-3	0-0	0-0	2	2	4	2	4	0	2	1	0	8
45 Lovette, Jarrod		1-1	0-0	0-2	0	1	1	3	2	0	0	0	0	7
4 Streater, Dwaine		1-1	0-0	0-0	0	1	1	0	2	0	0	0	0	2
42 Polonowski, John														DNP - coach's decision
33 Harris, Mark		0-1	0-0	0-0	0	2	2	0	0	0	0	0	0	2
TEAM					1	1	2				1			
Totals...		28-55	6-12	6-12	11	29	40	15	68	11	17	4	6	20

	1st	2nd	OT	TOT	Tot	FG%	3FG%	FT%	Dead	Bnch
Monmouth	21	23	0	0	= 44	.315	.188	.538	3	10
Marquette	31	37	0	0	= 68	.509	.500	.500	3	14

Officials: Scagliotta, Cartmell, Rodehefer; Technical Fouls: none.



Mustafa Barksdale versus No. 4 seed Marquette in the 1996 NCAA First Round in Providence, Rhode Island.



Giedrius Aidietis versus No. 4 seed Marquette in the 1996 NCAA First Round in Providence, Rhode Island.

2001
First Rd.
Mar. 15, 2001

Monmouth
Duke

52
95

Greensboro Coliseum (18,932) Greensboro, NC

Monmouth (21-10)	FG-A	3G-A	FT-A	OR	DR	TR	PF	PTS	A	TO	B	S	Min.	
11 Bridgemohan, Steve	f	4-9	0-0	4-4	2	2	4	0	12	2	1	1	2	27
24 Crosby, Gerry	f	5-14	2-8	0-0	1	3	4	3	12	0	0	0	1	34
25 Owens, Kevin	c	1-2	0-0	2-2	0	4	4	3	4	0	3	0	0	23
4 Johnson, Rahsaan	g	4-13	2-9	1-2	0	1	1	2	11	3	7	0	2	37
13 Milton, Cameron	g	1-1	0-0	1-3	0	1	1	2	3	0	3	0	0	17
3 Auciello, Ray		0-0	0-0	0-0	0	0	0	0	0	0	0	0	0	1
5 Kaplan, Tom		0-0	0-0	0-0	0	1	1	0	0	0	0	0	0	2
10 Krayl, Jason		2-3	1-1	0-0	0	1	1	0	5	0	1	0	0	21
12 Bonczewski, Phil		0-0	0-0	0-0	1	0	1	0	0	0	1	0	0	3
20 Courtney, Demitry		0-2	0-1	0-0	0	0	0	0	0	0	0	0	1	2
21 Dooley, Jay		0-7	0-3	0-2	2	1	3	0	0	1	1	0	0	10
33 Barnes, Nick		0-0	0-0	0-0	0	0	0	0	0	0	0	0	0	2
45 Anderson, Russ		2-3	0-1	1-3	2	2	4	0	5	3	0	0	4	21
TEAM					2	1	3							
Totals...		19-54	5-23	9-16	10	17	27	10	52	9	17	1	10	200

Duke (30-4)	FG-A	3G-A	FT-A	OR	DR	TR	PF	PTS	A	TO	B	S	Min.	
31 Battier, Shane	f	8-14	5-9	0-0	1	9	10	2	21	3	2	2	2	26
34 Dunleavy, Mike	f	6-9	2-4	0-0	2	1	3	2	14	3	0	0	0	25
20 Sanders, Casey	c	2-2	0-0	0-0	0	0	0	1	4	0	2	2	0	15
21 Duhon, Chris	g	2-2	2-2	0-0	1	2	3	1	6	9	1	0	2	26
22 Williams, Jason	g	8-12	6-10	0-2	1	2	3	2	22	4	5	0	2	20
5 Caldbeck, Ryan		0-2	0-2	0-0	0	1	1	0	0	2	0	0	0	9
13 Simpson, J.D.		2-5	1-3	0-0	0	0	0	0	5	0	1	0	0	11
14 James, Nate		6-10	2-5	1-1	2	4	6	2	15	2	2	0	3	20
15 Buckner, Andre		0-2	0-1	0-0	0	1	1	0	0	1	1	0	1	12
40 Borman, Andy		0-3	0-2	0-0	1	0	1	0	0	1	1	0	0	8
41 Christensen, Matt		3-4	0-0	0-0	2	5	7	1	6	0	0	0	0	21
42 Love, Reggie		1-1	0-0	0-1	1	0	1	2	2	0	0	1	0	7
TEAM					2	3	5							
Totals...		38-66	18-38	1-4	13	28	41	13	95	25	15	5	10	200

	1st	2nd	OT	TOT	Tot	FG%	3FG%	FT%	Dead	Bnch
Monmouth	29	23	0	0	= 52	.352	.217	.563	4	10
Duke	62	33	0	0	= 95	.576	.474	.250	1	28

Officials: John Higgins, William Kennedy, Stanley Reynolds; Technical Fouls: None



Steve Bridgemohan versus No. 1 seed Duke in the 2001 NCAA First Round in Greensboro, North Carolina.



Rahsaan Johnson versus No. 1 seed Duke in the 2001 NCAA First Round in Greensboro, North Carolina.

2004 Monmouth 52
First Rd. Mississippi State 85

TD Waterhouse Center (15,961) Orlando, Fla.

Monmouth (21-12)	FG-A	3G-A	FT-A	OR	DR	TR	PF	PTS	A	TO	B	S	Min.	
10 Krayl, Jason	f	3-5	2-2	1-5	0	1	1	1	9	0	3	0	19	
31 Hamilton, Blake	f	2-4	0-0	2-3	0	1	1	4	6	1	4	0	2	19
15 Boxler, Brian	c	2-5	0-0	0-0	1	2	3	2	4	0	0	0	15	
3 Azzarelli, Tyler	g	1-3	0-2	0-0	0	1	1	2	2	2	3	0	14	
33 Byfield, Dwayne	g	4-10	4-8	0-0	1	1	2	1	12	1	1	0	35	
1 Delic, Dejan		1-4	1-4	0-0	0	0	0	1	3	0	1	0	8	
5 Kaplan, Tom		1-2	1-2	0-0	0	1	1	2	3	2	0	0	15	
11 Owens, Brandon		0-3	0-1	0-0	0	0	0	0	0	0	0	1	3	
20 Warner, Tim		0-1	0-1	0-0	0	0	0	0	0	0	0	1	3	
21 Stephens, Brent		0-3	0-2	2-2	1	0	1	0	2	1	0	0	8	
23 Alston, Marques		1-2	0-1	1-2	0	5	5	2	3	2	2	0	19	
24 Hamlett, Troy		1-1	0-0	0-1	0	1	1	0	2	0	0	0	3	
35 Kenny, Chris		1-4	1-4	0-0	0	1	1	0	3	1	2	0	1	18
45 Anderson, Russ		1-4	0-0	1-2	0	1	1	3	3	2	1	0	1	21
TEAM					0	2	2							
Totals...		18-51	9-27	7-15	3	17	20	18	52	12	17	0	7	200


Mississippi State (26-3)	FG-A	3G-A	FT-A	OR	DR	TR	PF	PTS	A	TO	B	S	Min.	
4 Roberts, Lawrence	f	6-9	2-3	5-5	1	3	4	1	19	2	3	0	2	24
21 Power, Shane	f	4-6	3-3	2-2	2	1	3	2	13	0	3	0	0	27
32 Vincent, Brandon	c	4-4	0-0	6-10	2	9	11	2	14	1	1	0	2	22
15 Bowers, Timmy	g	2-8	1-6	0-0	4	2	6	0	5	9	2	0	3	26
23 Frazier, Winsome	g	1-6	1-5	0-0	0	3	3	0	3	3	2	1	2	22
11 Ervin, Gary		4-5	0-0	3-3	0	1	1	1	11	0	1	0	2	22
14 Buse, Dennis		1-1	1-1	0-0	0	0	0	0	3	0	1	0	0	5
20 Boler, Michael		0-1	0-1	0-0	0	5	5	1	0	1	0	0	0	7
22 Slater, Dietric		0-4	0-1	0-0	1	0	1	1	0	2	1	0	1	12
25 Morgan, Wesley		1-1	0-0	0-1	1	1	2	3	2	0	1	0	0	5
34 Smith, Lincoln		1-2	0-0	0-0	0	2	2	1	2	1	2	1	0	5
41 Stelmach, Piotr		2-4	0-2	1-2	1	4	5	1	5	0	0	0	0	10
50 Campbell, Marcus		4-5	0-0	0-0	1	1	2	0	8	0	0	1	0	13
TEAM					0	2	2							
Totals...		30-56	8-22	17-23	13	34	47	13	85	19	17	3	12	200

	1st	2nd	OT	2OT	Tot	FG%	3FG%	FT%	Dead	Bnch
Monmouth	34	18	0	0	= 52	.353	.333	.467	4	19
Mississippi State	46	39	0	0	= 85	.353	.364	.739	2	31


Officials: Tommy Nunez, Emmanuel Upton, Terry Wymer; Technical Fouls: none.



Blake Hamilton (left) and Russ Anderson (below) versus No. 2 seed Mississippi State in the 2004 NCAA First Round in Orlando.



Chris Kenny (left) and Tyler Azzarelli (below) versus No. 1 seed Villanova in the 2006 NCAA First Round in Philadelphia.



2006 Monmouth 71
Opening Rd. Hampton 49

UD Arena (7,764) Dayton, Ohio

Monmouth (19-14)	FG-A	3G-A	FT-A	OR	DR	TR	PF	PTS	A	TO	B	S	Min.	
1 Delic, Dejan	f	5-11	2-8	2-2	0	2	2	1	14	0	1	0	0	27
23 Alston, Marques	f	3-6	1-3	0-1	2	6	8	1	7	6	2	2	0	31
13 Hallett, Corey	c	1-3	0-0	0-0	1	2	3	1	2	0	0	2	1	14
3 Azzarelli, Tyler	g	2-5	0-2	0-0	1	3	4	3	4	9	3	0	1	28
35 Kenny, Chris	g	7-14	6-9	0-0	1	2	3	1	20	1	0	0	0	32
2 Nunner, Alex		0-0	0-0	0-0	0	0	0	0	0	0	1	0	0	2
5 Coleman, Whitney		0-3	0-0	0-0	1	2	3	1	0	2	1	0	0	16
10 Shipman, Mike		5-9	1-4	0-0	0	1	1	0	11	0	0	0	0	20
20 Johnson, Tyson		1-1	0-0	0-0	0	1	1	0	2	0	0	0	0	2
33 Bazaz, Steve		0-0	0-0	0-0	0	0	0	0	0	1	1	0	0	2
34 Wilson, Brent		1-3	0-0	2-3	0	5	5	2	4	1	0	1	0	5
55 Bunch, John		2-6	0-0	3-3	0	6	6	1	7	1	0	5	0	21
TEAM					1	1	2							
Totals...		27-61	10-26	7-9	7	31	38	11	71	21	9	10	2	200

Hampton (16-16)	FG-A	3G-A	FT-A	OR	DR	TR	PF	PTS	A	TO	B	S	Min.	
15 Woodard, Adrian	f	2-5	0-0	1-4	4	2	6	2	5	2	0	0	0	22
32 Cowan, Jaz	f	6-14	0-0	0-0	1	8	9	2	12	1	1	1	0	28
54 Brown, Bruce	c	0-3	0-0	0-2	1	5	6	2	0	0	3	3	0	28
1 Coleman, Rodrick	g	0-4	0-1	0-0	0	1	1	0	0	2	1	0	0	24
11 Granger, Jeff	g	3-10	2-5	2-2	2	2	4	3	10	0	4	0	0	24
2 Williams, Matthew		2-7	0-2	0-0	0	0	0	0	4	2	1	0	0	18
3 West, Rashad		5-12	2-5	2-3	0	4	4	0	14	0	3	0	0	29
5 Bean, Mike		0-0	0-0	0-0	0	1	1	1	0	0	0	0	0	2
14 Mattox, Demario		0-2	0-1	0-0	0	1	1	0	0	0	0	0	1	6
20 Pehoua, Lionel		0-1	0-0	0-0	0	0	0	0	0	0	0	0	0	2
23 Spencer, Dewayne		0-2	0-1	2-2	0	1	1	0	2	0	0	0	0	9
33 Pehoua, Junior		1-3	0-0	0-0	0	0	0	1	2	0	0	0	1	7
50 Clark, Kevin		0-0	0-0	0-0	0	1	1	0	0	0	0	0	0	1
TEAM					7	1	8							
Totals...		19-63	4-15	7-13	15	27	42	11	49	7	13	4	4	200

	1st	2nd	OT	2OT	Tot	FG%	3FG%	FT%	DBR	Bnch
Monmouth	35	36	0	0	= 71	.443	.385	.778	1	24
Hampton	20	29	0	0	= 49	.302	.267	.538	5	22

Officials: Paul Janssen, Duke Edsall, Winston Stith (Mike Roberts, alternate); Technical Fouls: None

2006 Monmouth 45
First Rd. Villanova 58

Wachovia Center (19,990) Philadelphia, Pa.

Monmouth (19-15)	FG-A	3G-A	FT-A	OR	DR	TR	PF	PTS	A	TO	B	S	Min.	
1 Delic, Dejan	f	4-11	3-9	6-8	0	6	6	2	17	3	1	0	1	31
23 Alston, Marques	f	1-4	1-2	0-1	0	3	3	1	3	2	4	0	0	31
13 Hallett, Corey	c	2-4	0-0	0-0	0	2	2	1	4	0	3	1	0	18
3 Azzarelli, Tyler	g	4-7	0-2	3-4	1	4	5	5	11	5	2	0	2	29
35 Kenny, Chris	g	0-3	0-2	2-2	0	3	3	4	2	0	2	0	1	28
2 Nunner, Alex		0-0	0-0	0-0	0	0	0	0	0	0	0	0	0	1
5 Coleman, Whitney		1-6	0-2	2-2	2	0	2	1	4	1	2	1	1	18
10 Shipman, Mike		1-2	0-0	0-0	1	2	3	1	2	1	0	0	1	21
20 Johnson, Tyson		0-0	0-0	0-0	0	0	0	0	0	0	0	0	0	1
33 Bazaz, Steve		0-0	0-0	0-0	0	0	0	0	0	0	0	0	0	1
55 Bunch, John		1-4	0-0	0-0	0	1	1	2	2	0	4	1	1	21
TEAM					2	4	6							
Totals...		14-41	4-17	13-17	6	25	31	17	45	12	18	3	7	200

Villanova (26-4)	FG-A	3G-A	FT-A	OR	DR	TR	PF	PTS	A	TO	B	S	Min.	
14 Ray, Allan	f	6-15	5-12	2-2	0	1	1	4	19	1	4	0	0	30
2 Foye, Randy	f	5-18	1-8	6-6	0	9	9	2	17	4	1	0	5	36
50 Sheridan, Will	c	2-2	0-0	0-1	3	7	10	3	4	0	1	0	3	32
1 Lowry, Kyle	g	1-5	0-0	7-8	1	1	2	1	9	1	2	9	2	32
12 Nardi, Mike	g	1-9	1-5	0-0	1	2	3	1	3	1	1	0	0	23
20 Fraser, Jason		0-0	0-0	0-0	0	0	0	0	0	0	0	0	0	3
21 Charles, Chris		1-2	0-0	0-0	2	0	2	2	2	0	2	0	0	7
22 Dunleavy, Baker		0-0	0-0	0-0	0	0	0	0	0	0	0	0	0	1
23 Anderson, Dwayne		0-0	0-0	0-0	0	0	0	0	0	0	0	0	0	1
3 Benn, Bilal		0-0	0-0	0-0	0	0	0	0	0	0	0	0	0	1
33 Cunningham, Dante		0-1	0-0	1-2	4	3	7	2	1	0	1	0	2	24
35 Clark, Shane		0-0	0-0	3-4	3	1	4	2	3	0	0	1	1	10
TEAM					1	1	2							
Totals...		16-52	7-25	19-23	15	25	40	17	58	7	13	1	13	200

	1st	2nd	OT	2OT	Tot	FG%	3FG%	FT%	DBR	Bnch
Monmouth	16	29	0	0	= 45	.341	.235	.765	0	8
Villanova	27	31	0	0	= 58	.308	.280	.826	0	6

Officials: Donnee Grey, Paul Janssen, Robert Adams; Technical Fouls: None



Year-by-Year Team Statistics

MONMOUTH

	GP	MIN	FG-FGA	Pct	3FG-3FGA	Pct	FT-FTA	Pct	OR	DR	TR	Avg	PF	FO	A	TO	BLK	STL	PTS	AVG
1983-84	27	5425	684-1535	.443	-	-	378-553	.683	-	-	928	34.6	563	12	346	-	66	163	1724	64.2
1984-85	27	5367	762-1557	.489	-	-	409-608	.672	-	-	932	34.5	514	18	440	450	73	208	1933	71.6
1985-86	28	5420	830-1740	.477	-	-	309-455	.679	-	-	938	33.5	541	22	487	46	90	189	1969	70.3
1986-87	28	5450	673-1502	.448	47-139	.338	398-569	.699	-	-	946	35.0	528	18	393	462	96	162	1787	66.2
1987-88	29	5900	767-1545	.496	100-262	.382	389-594	.655	221	584	912	31.5	531	13	483	424	66	235	2023	69.8
1988-89	28	5650	767-1536	.499	91-211	.431	444-629	.706	228	533	855	30.5	497	11	472	373	64	205	2069	73.0
1989-90	29	5825	699-1361	.514	137-308	.445	409-546	.749	261	547	889	30.7	376	7	410	397	94	167	1944	67.0
1990-91	29	5925	706-1423	.496	114-306	.373	422-547	.771	295	596	891	30.7	379	3	388	349	109	154	1948	67.2
1991-92	29	5850	688-1376	.500	81-218	.372	414-544	.761	265	615	880	30.3	414	4	402	384	110	192	1871	64.5
1992-93	28	5600	667-1462	.456	107-303	.353	464-496	.734	293	587	880	31.4	465	5	412	463	100	255	1805	64.5
1993-94	29	5950	779-1625	.479	151-403	.375	497-704	.706	328	705	1033	35.6	516	9	471	518	103	261	2206	76.1
1994-95	27	5425	667-1461	.457	143-364	.393	433-593	.730	278	600	878	32.5	463	8	387	384	81	236	1910	70.7
1995-96	30	6023	734-1573	.467	127-353	.360	470-677	.694	310	681	991	33.0	502	11	459	407	102	235	2065	68.8
1996-97	29	5875	725-1520	.477	155-402	.386	459-624	.736	290	683	973	33.6	477	16	457	437	75	256	2069	71.2
1997-98	27	5397	602-1419	.424	195-506	.385	225-337	.668	217	525	742	27.5	431	6	385	442	41	211	1624	60.1
1998-99	26	4750	595-1361	.437	123-370	.332	319-469	.666	267	493	760	29.2	499	19	329	438	83	258	1632	62.8
1999-00	28	5650	564-1368	.412	173-535	.323	323-484	.667	281	573	854	30.5	488	18	344	453	70	216	1624	58.0
2000-01	31	6200	756-1664	.454	201-570	.353	467-678	.689	300	755	1055	34.0	517	7	439	471	105	280	2180	70.3
2001-02	30	6075	746-1606	.465	181-561	.465	379-584	.649	281	714	995	33.2	447	-	447	482	102	254	2052	68.4
2002-03	28	-	629-1472	.427	177-530	.334	413-603	.685	231	702	933	33.3	475	11	401	418	76	221	1848	66.0
2003-04	33	-	752-1802	.417	236-675	.350	513-693	.740	303	785	1088	33.0	579	12	454	446	85	252	2253	68.3
2004-05	29	5800	617-1411	.437	191-567	.337	420-545	.771	210	659	869	30.0	512	6	410	398	68	229	1845	63.6
2005-06	34	6925	787-1785	.441	217-644	.337	400-597	.670	296	818	1114	32.8	570	18	502	510	123	254	2191	64.4
2006-07	30	6026	704-1513	.465	189-548	.345	341-519	.657	259	643	902	30.1	510	9	412	458	153	194	1938	64.6
2007-08	31	6300	637-1594	.400	223-695	.321	337-491	.686	258	625	883	28.5	629	17	372	446	65	205	1834	59.2
2008-09	31	6200	673-1642	.410	196-585	.335	383-547	.700	324	679	1003	32.4	573	13	434	465	84	173	1925	62.1
2009-10	31	6200	682-1689	.404	196-630	.311	416-607	.685	341	697	1038	33.5	565	13	404	447	69	226	1976	63.7
2010-11	30	6100	632-1551	.407	178-548	.325	376-588	.639	325	699	1024	34.1	520	11	376	439	63	203	1818	60.6
2011-12	32	6450	777-1855	.419	194-583	.333	392-603	.650	353	642	995	31.1	663	24	441	449	49	253	2140	66.9
2012-13	31	6200	715-1800	.397	169-545	.310	410-581	.706	350	662	1012	32.6	631	14	377	460	46	273	2009	64.8
2013-14	32	6475	776-1846	.420	177-527	.336	479-749	.640	413	771	1184	37.0	698	17	386	462	96	222	2208	69.0
2014-15	33	6675	730-1702	.429	171-506	.338	503-697	.722	320	760	1080	32.7	622	9	372	426	127	231	2134	64.7
2015-16	36	7250	963-2214	.435	282-770	.366	653-850	.768	388	1009	1397	38.8	768	20	443	443	128	296	2861	79.5
2016-17	34	6875	929-2127	.437	303-813	.373	600-793	.757	380	930	1310	38.5	698	11	431	425	155	235	2761	81.2
2017-18	31	6400	787-1718	.458	223-574	.389	539-758	.711	276	839	1115	36.0	675	15	399	474	73	197	2336	75.4
2018-19	35	7095	794-1916	.414	168-566	.297	530-773	.686	363	861	1224	35.0	698	12	379	501	101	237	2286	65.3
2019-20	31	6225	755-1842	.410	227-680	.334	472-655	.721	301	757	1058	34.1	621	5	399	395	86	248	2209	70.6
2020-21	20	4075	518-1226	.423	154-424	.363	331-486	.707	198	551	749	37.5	415	7	280	268	70	166	1521	76.1
2021-22	34	6850	801-1915	.418	216-652	.331	515-707	.728	355	886	1241	36.5	615	13	397	398	113	213	2333	68.6
2022-23	33	6600	746-1856	.402	134-466	.288	410-615	.667	365	723	1088	33.0	635	12	395	476	83	278	2036	61.7

MONMOUTH SEASON DIVISION I RECORDS

CATEGORY	NO.	SEASON(s)
Games Played	36	2015-16
Minutes	7,250	2015-16
Field Goals Made	963	2015-16
Field Goals Attempted	2,214	2015-16
Field Goal Pct.	.514 (699-1,361)	1989-90
3FG Made	303	2016-17
3FG Attempted	813	2016-17
3FG Pct.	.465 (181-561)	2001-02
Free Throws Made	653	2015-16
Free Throws Attempted	850	2015-16
Free Throw Pct.	.771 (422-547)	1990-91
	.771 (420-545)	2004-05
Offensive Rebounds	413	2013-14
Defensive Rebounds	1,009	2015-16
Total Rebounds	1,397	2015-16
Rebound Average	38.8	2015-16
Personal Fouls	768	2015-16
Foul Outs	24	2011-12
Assists	502	2005-06
Turnovers	510	2005-06
Blocks	155	2016-17
Steals	296	2015-16

MONMOUTH SEASON DIVISION I RECORDS

Category	No.	Season(s)
Points	2,861	2015-16
Points Average	81.2	2016-17
Most Points Against	2,604	2015-16
Least Points Against	1,701	1991-92
	1,486*	2020-21
* - 20 game COVID abbreviated season		
Lowest Opponent Average	58.7	1991-92
Most Victories	28	2015-16
Most Defeats	26	2022-23
Fewest Victories	4	1997-98
Fewest Defeats	7	2016-17
Longest Win Streak	17	1/6/17 - 3/3/17
Longest Losing Streak	19	1998-99



Year-by-Year Team Statistics

MONMOUTH OPPONENTS

	GP	MIN	FG-FGA	Pct	3FG-3FGA	Pct	FT-FTA	Pct	OR	DR	TR	Avg	PF	FO	A	TO	Blk	Stl	Pts	Avg
1983-84	27	5425	764-1532	.498	-	-	464-674	.687	-	-	919	34.4	525	10	435	-	76	244	1992	72.2
1984-85	27	5367	781-1556	.501	-	-	398-579	.687	-	-	901	33.3	545	16	482	-	103	-	1960	71.6
1985-86	28	5420	820-1654	.496	-	-	444-640	.694	-	-	991	35.4	458	8	466	446	67	-	2084	74.4
1986-87	28	5450	745-1508	.494	81-198	.409	394-574	.686	-	-	955	35.4	534	15	449	375	78	213	1965	72.8
1987-88	29	5900	742-1624	.457	126-344	.366	354-524	.676	293	589	986	34.0	545	10	418	457	85	213	1964	67.7
1988-89	28	5650	722-1539	.469	134-340	.394	413-534	.761	280	564	931	33.3	551	18	401	447	74	175	1991	71.1
1989-90	29	5825	-	-	-	-	-	-	-	-	-	-	-	-	-	-	-	-	1818	62.7
1990-91	29	5925	685-1548	.443	180-457	.394	288-402	.716	328	500	828	28.6	492	10	383	325	63	197	1838	63.4
1991-92	29	5850	629-1510	.417	168-472	.356	275-421	.653	339	503	842	29.0	484	14	360	387	54	212	1701	58.7
1992-93	28	5600	651-1520	.428	155-493	.314	399-564	.707	366	591	957	34.2	472	7	360	450	97	228	1856	66.3
1993-94	29	5950	798-1820	.438	205-585	.350	384-556	.691	406	648	1054	36.3	604	20	455	479	112	228	2185	75.3
1994-95	27	5425	661-1482	.446	204-552	.370	318-464	.685	295	605	900	33.3	515	9	409	446	102	175	1844	68.3
1995-96	30	6023	692-1646	.420	221-615	.359	350-521	.672	369	654	1023	34.1	572	19	378	469	123	188	1955	65.2
1996-97	29	5875	649-1596	.407	219-631	.347	390-543	.718	347	588	935	32.2	551	22	402	435	73	233	1907	65.8
1997-98	27	5397	714-1567	.456	212-565	.375	312-456	.684	390	598	1072	39.7	381	8	426	442	77	244	1952	72.3
1998-99	26	4750	622-1342	.463	187-503	.372	390-561	.695	323	590	913	35.1	478	15	402	484	86	221	1821	70.0
1999-00	28	5650	577-1380	.418	181-542	.334	362-516	.702	306	617	923	33.0	521	-	365	445	70	209	1697	60.6
2000-01	31	6200	716-1750	.409	263-747	.352	329-487	.676	378	734	1112	35.9	642	-	454	566	102	217	2024	65.3
2001-02	30	6075	692-1663	.416	225-688	.327	434-616	.705	360	713	1073	35.8	584	-	442	488	71	226	2043	68.1
2002-03	28	-	678-1620	.419	218-625	.349	304-467	.651	332	724	1056	37.7	540	-	410	430	77	218	1878	67.1
2003-04	33	-	789-1864	.423	246-691	.423	402-576	.698	376	841	1217	37.0	643	-	450	514	108	231	2226	67.5
2004-05	29	5800	643-1568	.410	210-634	.331	336-475	.707	350	647	997	34.4	525	-	394	403	65	199	1832	63.2
2005-06	34	6925	761-1936	.393	231-718	.322	402-572	.703	444	812	1256	36.9	587	-	450	524	96	253	2155	63.4
2006-07	30	6026	729-1651	.442	223-566	.394	347-472	.735	343	662	1005	33.5	504	-	422	421	93	221	2028	67.6
2007-08	31	6299	693-1590	.436	211-638	.331	482-681	.708	370	781	1151	37.1	496	-	414	456	95	223	2079	67.1
2008-09	31	6200	766-1704	.450	217-611	.355	439-625	.702	354	743	1097	35.4	543	-	466	401	102	233	2188	70.6
2009-10	31	6200	721-1628	.443	192-585	.328	431-643	.670	329	784	1113	35.9	544	-	436	463	123	236	2065	66.6
2010-11	30	6100	685-1639	.418	242-681	.355	364-540	.674	349	715	1064	35.5	536	-	438	408	128	192	1976	65.9
2011-12	32	6450	833-1737	.480	254-676	.376	500-738	.678	392	840	1232	38.5	592	-	524	553	160	207	2420	75.6
2012-13	31	6200	771-1676	.460	232-644	.360	478-696	.687	359	825	1184	38.2	559	-	470	559	172	222	2252	72.6
2013-14	32	6475	756-1721	.439	251-711	.353	575-836	.688	344	812	1156	36.1	650	-	395	479	181	206	2338	73.1
2014-15	33	6675	703-1758	.400	255-746	.342	449-654	.687	384	747	1131	34.3	617	-	408	457	128	206	2110	63.9
2015-16	36	7250	871-2205	.395	290-922	.315	572-821	.697	448	967	1415	39.3	723	-	436	540	146	212	2604	72.3
2016-17	34	6875	853-2097	.407	266-796	.334	532-748	.711	399	899	1298	38.2	697	-	444	498	151	201	2504	73.6
2017-18	31	6388	781-1804	.433	292-825	.354	518-750	.691	308	762	1070	35.4	657	-	415	416	120	211	2372	76.5
2018-19	34	7100	788-1879	.419	346-966	.358	568-812	.700	344	878	1222	34.9	683	-	463	515	131	243	2490	71.1
2019-20	31	6225	724-1703	.425	237-689	.344	503-710	.708	307	881	1188	38.3	606	-	370	503	104	187	2188	70.6
2020-21	20	4705	504-1200	.420	159-484	.329	319-461	.692	220	572	792	39.6	418	-	280	317	85	131	1486	74.3
2021-22	34	6850	786-1929	.407	254-787	.323	515-707	.728	342	853	1195	35.1	637	-	395	408	108	185	2289	67.3
2022-23	33	6600	828-1804	.459	307-829	.370	503-700	.719	355	841	1196	36.2	593	11	463	474	130	228	2466	74.7

OPPONENT SEASON DIVISION I RECORDS

CATEGORY	NO.	SEASON(s)
Games Played	36	2015-16
Minutes	7,250	2015-16
Field Goals Made	871	2015-16
Field Goals Attempted	2,205	2015-16
Field Goal Pct.	.501 (781-1,556)	1984-85
3FG Made	346	2018-19
3FG Attempted	922	2015-16
3FG Pct.	.423 (246-691)	2003-04
Free Throws Made	575	2013-14
Free Throws Attempted	836	2013-14
Free Throw Pct.	.761 (413-534)	1988-89
Offensive Rebounds	448	2015-16
Defensive Rebounds	967	2015-16
Total Rebounds	1,415	2015-16
Rebound Average	39.7	1997-98
Personal Fouls	723	2015-16
Foul Outs	-	-
Assists	524	2011-12
Turnovers	566	2000-01
Blocks	172	2012-13
Steals	253	2005-06
Points	2,604	2015-16
Points Average	76.5	2017-18



Monmouth All-Time Series Records vs. Current CAA Institutions

CAMPBELL (1-1)

HOME: 1-0 • ROAD: 0-0 • NEUTRAL: 0-1

Year	Date	Result	Score	Site
1983-84	12/2/83	L	69-71	Neut.
1983-84	12/15/83	W	77-73	Home

CHARLESTON (0-1)

HOME: 0-1 • ROAD: 0-0 • NEUTRAL: 0-0

Year	Date	Result	Score	Site
2022-23	1/19/23	L	55-69	Home

DELAWARE (6-3)

HOME: 3-2 • ROAD: 3-1 • NEUTRAL: 0-0

Year	Date	Result	Score	Site
1986-87	12/10/86	L	68-74	Home
1987-88	1/2/88	L	71-102	Away
1988-89	1/7/89	W	70-67	Away
1989-90	12/14/89	W	72-61	Home
1990-91	12/11/90	W	57-54	Away
1991-92	12/10/91	L	63-73	Home
1993-94	11/27/93	W	91-79	Home
1994-94	12/22/94	W	77-71	Away
2022-23	2/2/23	W	70-62	Home

DREXEL (4-11)

HOME: 3-4 • ROAD: 1-6 • NEUTRAL: 0-1

Year	Date	Result	Score	Site
1993-94	12/22/93	L	72-90	Away
1994-95	12/3/94	L	53-69	Home
1996-97	12/3/96	L	66-77	Away
1997-98	11/29/97	L	51-57	Home
1998-99	11/24/98	L	58-73	Away
1999-00	11/30/99	W	81-69	Home
2000-01	11/27/00	L	61-66	Away
2002-03	11/30/02	L	68-73	Home
2004-05	12/18/04	L	47-76	Away
2005-06	12/31/05	L	49-53	Home
2015-16	11/21/15	W	82-74	Away
2016-17	11/11/16	W	78-64	Home
2022-23	1/7/23	L	35-67	Away
2022-23	2/4/23	W	69-67	Home
2022-23	3/4/23	L	45-64	Neut.

ELON (0-1)

HOME: 0-1 • ROAD: 0-0 • NEUTRAL: 0-0

Year	Date	Result	Score	Site
2022-23	2/18/23	L	68-75	Home

HAMPTON (3-3)

HOME: 0-1 • ROAD: 0-1 • NEUTRAL: 3-1

Year	Date	Result	Score	Site
2003-04	11/24/03	W	64-52	Neut.
2005-06	3/14/06	W	71-49	Neut.
2009-10	11/29/09	L	56-59	Neut.
2022-23	1/21/23	L	66-83	Home
2022-23	2/23/23	L	81-86	Away
2022-23	3/3/23	W	100-64	Neut.

HOFSTRA (6-8)

HOME: 3-3 • ROAD: 2-5 • NEUTRAL: 1-0

Year	Date	Result	Score	Site
1983-84	1/25/84	L	43-77	Away
1984-85	1/21/85	W	58-56	Home
1993-94	12/2/93	W	59-49	Neut.
2002-03	12/7/02	W	70-57	Away
2003-04	12/10/03	W	87-79	Home
2012-13	11/9/12	W	91-62	Home
2013-14	11/8/13	W	88-84	Away
2017-18	12/6/17	L	84-85	Home
2018-19	12/5/18	L	73-75	Away
2019-20	11/9/20	L	74-94	Away
2020-21	12/15/20	L	88-96	Home
2021-22	12/22/21	L	71-77	Home
2022-23	1/11/23	L	57-77	Away
2022-23	2/11/23	L	57-86	Home

NC A&T (3-0)

HOME: 2-0 • ROAD: 1-0 • NEUTRAL: 1-0

Year	Date	Result	Score	Site
2013-14	11/30/13	W	76-61	Home
2022-23	1/28/23	W	79-64	Away
2022-23	2/13/23	W	85-71	Home

UNC WILMINGTON (0-3)

HOME: 0-1 • ROAD: 0-1 • NEUTRAL: 0-1

Year	Date	Result	Score	Site
1983-84	12/3/83	L	41-46	Neut.
2022-23	12/28/22	L	55-68	Home
2022-23	1/26/23	L	49-52	Away

NORTHEASTERN (2-2)

HOME: 1-0 • ROAD: 0-2 • NEUTRAL: 1-0

Year	Date	Result	Score	Site
1990-91	12/29/90	W	66-59	Neut.
1991-92	1/2/92	W	92-55	Home
1992-93	12/12/92	L	46-47	Away
2022-23	2/16/23	L	62-77	Away

* - games played in Siena's on-campus arena

STONY BROOK (1-2)

HOME: 0-2 • ROAD: 1-0 • NEUTRAL: 0-0

Year	Date	Result	Score	Site
2010-11	11/16/10	L	49-51	Home
2022-23	1/5/23	L	56-67	Home
2022-23	2/8/23	W	61-54	Away

TOWSON (1-3)

HOME: 0-1 • ROAD: 1-2 • NEUTRAL: 0-0

Year	Date	Result	Score	Site
1982-83	2/7/83	L	59-76	Away
2014-15	11/23/14	L	75-79 (ot)	Home
2021-22	11/13/21	W	79-71	Away
2022-23	1/14/23	L	48-68	Away

WILLIAM & MARY (0-1)

HOME: 0-0 • ROAD: 0-1 • NEUTRAL: 0-0

Year	Date	Result	Score	Site
2022-23	2/25/23	L	62-74	Away



MONMOUTH IN THE METRO ATLANTIC ATHLETIC CONFERENCE (2013-22)

YEAR	COACH	MAAC				FINISH	:	OVERALL		
		W	L	PCT.	W			L	PCT.	
2013-14	King Rice	5	15	.250	9th	:	11	21	.344	
2014-15	King Rice	13	7	.650	t-3rd	:	18	15	.545	
2015-16	King Rice	17	3	.850	1st	:	28	8	.778	
2016-17	King Rice	18	2	.900	1st	:	27	7	.784	
2017-18	King Rice	7	11	.388	t-7th	:	11	20	.354	
2018-19	King Rice	10	8	.555	6th	:	14	21	.400	
2019-20	King Rice	12	8	.600	t-3rd	:	18	13	.580	
2020-21	King Rice	12	6	.666	t-1st	:	12	8	.600	
2021-22	King Rice	21	13	.617	4th	:	11	9	.550	
Total	9 seasons	115	73	.611			172	163	.513	

MONMOUTH IN ITS METRO ATLANTIC ATHLETIC CONFERENCE TOURNAMENT HISTORY

2014 #9 vs. #8 Rider [Springfield, MA]..... L, 60-71

2015 #4 vs. #5 Canisius [Albany, NY].....W, 60-54
vs. #1 Iona [Albany, NY]..... L, 77-95

2016 #1 vs. #9 Rider [Albany, NY].....W, 59-48
#1 vs. #5 Fairfield [Albany, NY]W, 76-63
#1 vs. #2 Iona [Albany, NY]..... L, 76-79

2017 #1 vs. #9 Niagara [Albany, NY]W, 84-59
#1 vs. #4 Siena [Albany, NY] L, 85-89

2018 #8 vs. #9 Saint Peters [Albany, NY] L, 58-60

2019 #6 vs. #11 Niagara [Albany, NY].....W, 76-72
#6 vs. #3 Quinnipiac [Albany, NY].....W, 98-92
#6 vs. #2 Canisius [Albany, NY].....W, 73-59
#6 vs. #1 Iona [Albany, NY]..... L, 60-81

2020 #4 vs. #5 Quinnipiac [Atlantic City, NJ].....Canceled
2020 MAAC Tournament canceled - COVID-19 pandemic

2021 #2 vs. #7 Fairfield [Atlantic City, NJ] L, 60-79

2022 #4 vs. #5 Niagara [Atlantic City, NJ].....W, 61-58
#4 vs. #9 Rider [Atlantic City, NJ].....W, 72-68
#4 vs. #2 Saint Peter's [Atlantic City, NJ]..... L, 54-60

MONMOUTH MAAC TOURNAMENT SERIES RECORDS

TEAM	W	L	LAST MTG
Canisius	2	0	2019 (SF)
Fairfield	1	1	2021 (QF)
Iona	0	3	2019 (Finals)
Manhattan	0	0	-
Marist	0	0	-
Niagara	3	0	2022 (QF)
Quinnipiac	1	0	2019 (QF)
Rider	2	1	2022 (SF)
Saint Peter's	0	2	2022 (Finals)
Siena	0	1	2017 (SF)
TOTALS	9	7	



MONMOUTH IN THE COASTAL ATHLETIC ASSOCIATION (2022-PRESENT)

YEAR	COACH	CAA				OVERALL		
		W	L	PCT.	FINISH	W	L	PCT.
2022-23	King Rice	5	13	.277	13th	7	26	.212
Total	1 season	5	33	.277		7	26	.212

MONMOUTH IN ITS COASTAL ATHLETIC ASSOCIATION TOURNAMENT HISTORY

2023 #13 vs. #12 Hampton [Washington, DC]..... W, 100-64
 #13 vs. #5 Drexel [Washington, DC] L, 45-64

MONMOUTH CAA TOURNAMENT SERIES RECORDS

TEAM	W	L	LAST MTG
Drexel	0	1	2023 (2nd)
Hampton	1	0	2023 (1st)
TOTALS	1	1	

**SCORING**

YEAR	PLAYER	PTS.
1983-84	Jesse Stout.....	402
1984-85	Rich Pass.....	553
1985-86	Mason McBride.....	465
1986-87	Ken Henry.....	342
1987-88	Harrie Garris.....	444
1988-89	Fernando Sanders.....	464
1989-90	Alex Blackwell.....	571
1990-91	Alex Blackwell.....	663
1991-92	Alex Blackwell.....	515
1992-93	John Giraldo.....	384
1993-94	John Giraldo.....	435
1994-95	John Giraldo.....	504
1995-96	Corey Albano.....	515
1996-97	Corey Albano.....	559
1997-98	Joe Fermino.....	298
1998-99	Alpha Bangura.....	467
1999-00	Rahsaan Johnson.....	479
2000-01	Rahsaan Johnson.....	593
2001-02	Rahsaan Johnson.....	556
2002-03	Dwayne Byfield.....	417
2003-04	Blake Hamilton.....	538
2004-05	Blake Hamilton.....	471
2005-06	Marques Alston.....	394
2006-07	Dejan Delic.....	369
2007-08	Whitney Coleman.....	368
2008-09	Travis Taylor.....	385
2009-10	Travis Taylor.....	427
2010-11	Mike Myers Keitt.....	294
2011-12	Jesse Steele.....	402
2012-13	Jesse Steele.....	377
2013-14	Deon Jones.....	483
2014-15	Justin Robinson.....	441
2015-16	Justin Robinson.....	693
2016-17	Justin Robinson.....	669
2017-18	Deion Hammond.....	371
2018-19	Ray Salnave.....	404
2019-20	Deion Hammond.....	506
2020-21	Deion Hammond.....	336
2021-22	George Papas.....	507
2022-23	Myles Foster.....	411

SCORING AVG.

YEAR	PLAYER	AVG.
1983-84	Jesse Stout.....	14.6
1984-85	Rich Pass.....	21.3
1985-86	Mason McBride.....	16.6
1986-87	Ken Henry.....	12.6
1987-88	Harrie Garris.....	16.4
1988-89	Fernando Sanders.....	17.2
1989-90	Alex Blackwell.....	19.7
1990-91	Alex Blackwell.....	22.9
1991-92	Alex Blackwell.....	18.4
1992-93	John Giraldo.....	14.2
1993-94	Glenn Stokes.....	15.3
1994-95	John Giraldo.....	18.7
1995-96	Corey Albano.....	17.2
1996-97	Corey Albano.....	19.3
1997-98	Joe Fermino.....	11.5
1998-99	Alpha Bangura.....	18.0
1999-00	Rahsaan Johnson.....	17.7
2000-01	Rahsaan Johnson.....	19.1
2001-02	Rahsaan Johnson.....	19.2
2002-03	Dwayne Byfield.....	14.9
2003-04	Blake Hamilton.....	18.1
2004-05	Blake Hamilton.....	16.2
2005-06	Dejan Delic.....	12.3
2006-07	Dejan Delic.....	14.6
2007-08	Jhamar Youngblood.....	12.1
2008-09	Travis Taylor.....	12.4
2009-10	Travis Taylor.....	17.8
2010-11	Mike Myers Keitt.....	10.1
2011-12	Jesse Steele.....	12.6
2012-13	Andrew Nicholas.....	13.9
2013-14	Deon Jones.....	15.1
2014-15	Justin Robinson.....	13.4
2015-16	Justin Robinson.....	19.3
2016-17	Justin Robinson.....	19.7
2017-18	Micah Seaborn.....	14.5
2018-19	Ray Salnave.....	11.9
2019-20	Deion Hammond.....	16.3
2020-21	Deion Hammond.....	16.8
2021-22	George Papas.....	14.9
2022-23	Myles Foster.....	12.5

FIELD GOALS MADE

YEAR	PLAYER	NO.
1983-84	Jesse Stout.....	171
1984-85	Rich Pass.....	220
1985-86	Mason McBride.....	193
1986-87	Ken Henry.....	140
1987-88	Harrie Garris.....	170
1988-89	Fernando Sanders.....	194
1989-90	Alex Blackwell.....	217
1990-91	Alex Blackwell.....	247
1991-92	Alex Blackwell.....	198
1992-93	Steve Barnes.....	145
1993-94	John Giraldo.....	149
1994-95	John Giraldo.....	168
1995-96	Corey Albano.....	185
1996-97	Corey Albano.....	205
1997-98	Joe Fermino.....	127
1998-99	Alpha Bangura.....	179
1999-00	Rahsaan Johnson.....	166
2000-01	Rahsaan Johnson.....	191
2001-02	Rahsaan Johnson.....	197
2002-03	Dwayne Byfield.....	136
2003-04	Blake Hamilton.....	160
2004-05	Blake Hamilton.....	145
2005-06	Marques Alston.....	145
2006-07	Dejan Delic.....	149
2007-08	Whitney Coleman.....	133
2008-09	Travis Taylor.....	156
2009-10	Travis Taylor.....	163
2010-11	Ed Waite.....	102
2011-12	Jesse Steele.....	136
2012-13	Jesse Steele.....	126
2013-14	Andrew Nicholas.....	165
2014-15	Justin Robinson.....	139
	Deon Jones.....	139
2015-16	Justin Robinson.....	214
2016-17	Justin Robinson.....	212
2017-18	Deion Hammond.....	123
2018-19	Deion Hammond.....	135
2019-20	Deion Hammond.....	174
2020-21	Deion Hammond.....	107
2021-22	Walker Miller.....	183
2022-23	Myles Foster.....	160

FIELD GOAL PCT. (min 2.5 made/game)

YEAR	PLAYER	PCT.
1983-84	Jesse Stout.....	.510 (171-333)
1984-85	Karl Towns.....	.593 (108-182)
1985-86	Ken Henry.....	.545 (133-244)
1986-87	Ken Henry.....	.522 (140-268)
1987-88	Fernando Sanders.....	.553 (162-293)
1988-89	Dave Calloway.....	.590 (135-229)
1989-90	William Lewis.....	.597 (157-263)
1990-91	Alex Blackwell.....	.572 (247-432)
1991-92	William Lewis.....	.565 (170-301)
1992-93	Steve Wriedt.....	.509 (109-214)
1993-94	Glenn Stokes.....	.614 (148-241)
1994-95	Mustafa Barksdale.....	.508 (121-238)
1995-96	Corey Albano.....	.567 (185-326)
1996-97	Corey Albano.....	.559 (205-367)
1997-98	Joe Fermino.....	.477 (127-266)
1998-99	Alpha Bangura.....	.457 (179-392)
1999-00	Quin Haynes.....	.427 (90-211)
2000-01	Kevin Owens.....	.557 (107-192)
2001-02	Steve Bridgemohan.....	.652 (86-132)
2002-03	Kevin Owens.....	.512 (130-254)
2003-04	Brian Boxler.....	.495 (90-182)
2004-05	Marques Alston.....	.549 (89-162)
2005-06	Marques Alston.....	.477 (145-304)
2006-07	Marques Alston.....	.534 (142-266)
2007-08	Yaniv Simpson.....	.422 (62-147)
2008-09	Travis Taylor.....	.542 (156-288)
2009-10	Travis Taylor.....	.542 (163-301)
2010-11	Ed Waite.....	.459 (102-222)
2011-12	Ed Waite.....	.477 (92-193)
2012-13	Ed Waite.....	.522 (105-201)
2013-14	Deon Jones.....	.446 (150-336)
2014-15	Deon Jones.....	.462 (139-301)
2015-16	Chris Brady.....	.546 (101-185)
2016-17	Chris Brady.....	.581 (129-222)
2017-18	Zac Tillman.....	.568 (79-139)
2018-19	Mustapha Traore.....	.507 (105-207)
2019-20	Mustapha Traore.....	.419 (85-203)
2020-21	Melik Martin.....	.484 (93-192)
2021-22	Walker Miller.....	.462 (183-396)
2022-23	Klemen Vuga.....	.471 (121-257)

FREE THROWS MADE

YEAR	PLAYER	NO.
1983-84	Mason McBride.....	63
1984-85	Rich Pass.....	113
1985-86	Mason McBride.....	79
1986-87	Ernie Dix.....	128
1987-88	Fernando Sanders.....	92
1988-89	Brian Kennedy.....	95
1989-90	Alex Blackwell.....	137
1990-91	Alex Blackwell.....	169
1991-92	William Lewis.....	119
1992-93	Steve Barnes.....	90
1993-94	Jack Gordon.....	97
1994-95	John Giraldo.....	114
1995-96	Corey Albano.....	142
1996-97	Corey Albano.....	145
1997-98	Joe Fermino.....	43
1998-99	Alpha Bangura.....	96
1999-00	Rahsaan Johnson.....	97
2000-01	Rahsaan Johnson.....	142
2001-02	Rahsaan Johnson.....	100
2002-03	Blake Hamilton.....	100
2003-04	Blake Hamilton.....	214
2004-05	Blake Hamilton.....	181
2005-06	Marques Alston.....	81
2006-07	Jhamar Youngblood.....	74
2007-08	Whitney Coleman.....	60
2008-09	Travis Taylor.....	73
2009-10	Travis Taylor.....	101
2010-11	Marcus Ware.....	76
2011-12	Jesse Steele.....	68
2012-13	Jesse Steele.....	64
2013-14	Deon Jones.....	156
2014-15	Deon Jones.....	129
2015-16	Justin Robinson.....	185
2016-17	Justin Robinson.....	149
2017-18	Austin Tilghman.....	110
2018-19	Ray Salnave.....	106
2019-20	Ray Salnave.....	133
2020-21	Deion Hammond.....	82
2021-22	Walker Miller.....	110
	Shavar Reynolds.....	110
2022-23	Myles Foster.....	91

FREE THROW PCT. (min 2.0 made/game)

YEAR	PLAYER	PCT.
1983-84	Mason McBride.....	.788 (63-80)
1984-85	Mason McBride.....	.803 (41-51)
1985-86	Mason McBride.....	.725 (79-109)
1986-87	Remond Palmer.....	.840 (42-50)
1987-88	Harrie Garris.....	.708 (68-96)
1988-89	Brian Kennedy.....	.812 (95-117)
1989-90	William Lewis.....	.873 (69-79)
1990-91	William Lewis.....	.901 (91-101)
1991-92	William Lewis.....	.881 (119-135)
1992-93	John Giraldo.....	.782 (61-78)
1993-94	Steve Barnes.....	.831 (74-89)
1994-95	Mustafa Barksdale.....	.851 (63-74)
1995-96	Quincy Lee.....	.789 (71-90)
1996-97	Mustafa Barksdale.....	.830 (83-100)
1997-98	no qualifier	
1998-99	Aaron Faulkner.....	.753 (58-77)
1999-00	Rahsaan Johnson.....	.802 (97-121)
2000-01	Gerry Crosby.....	.800 (96-120)
2001-02	Rahsaan Johnson.....	.763 (100-131)
2002-03	Dwayne Byfield.....	.911 (72-79)
2003-04	Blake Hamilton.....	.764 (214-280)
2004-05	Blake Hamilton.....	.777 (181-233)
2005-06	Dejan Delic.....	.718 (74-103)
2006-07	Jhamar Youngblood.....	.698 (74-106)
2007-08	Whitney Coleman*.....	.896
2008-09	Will Campbell.....	.842 (64-76)
2009-10	Will Campbell.....	.769 (83-108)
2010-11	Marcus Ware.....	.623 (76-122)
2011-12	Jesse Steele.....	.819 (68-83)
2012-13	Jesse Steele.....	.842 (64-76)
2013-14	Deon Jones.....	.772 (156-202)
2014-15	Deon Jones.....	.811 (129-159)
2015-16	Justin Robinson.....	.845 (185-219)
2016-17	Justin Robinson.....	.856 (149-174)
2017-18	Ray Salnave.....	.752 (109-145)
2018-19	Ray Salnave.....	.768 (106-138)
2019-20	George Papas.....	.887 (63-71)
2020-21	George Papas.....	.790 (49-62)
2021-22	George Papas.....	.864 (108-125)
2022-23	Myles Ruth.....	.773 (68-88)



THREE-POINT FIELD GOALS

YEAR	PLAYER	NO.
1983-84	no 3-point shot	
1984-85	no 3-point shot	
1985-86	no 3-point shot	
1986-87	Derric Thomas	8
1987-88	Harrie Garris/Dave Calloway	36
1988-89	Dave Calloway	48
1989-90	Dave Calloway	97
1990-91	Dave Calloway	79
1991-92	Chuck McCay	22
1992-93	John Giraldo	43
1993-94	John Giraldo	46
1994-95	John Giraldo	54
1995-96	John Giraldo	61
1996-97	Mustafa Barksdale	41
1997-98	Mike Perno	64
1998-99	Quin Hayes	44
1999-00	Quin Hayes	59
2000-01	Rahsaan Johnson	69
2001-02	Rahsaan Johnson	62
2002-03	Dwayne Byfield	73
2003-04	Dwayne Byfield	65
2004-05	Dejan Delic	56
2005-06	Dejan Delic	67
2006-07	Dejan Delic	80
2007-08	Alex Nunner	48
2008-09	Yaniv Simpson	53
2009-10	Justin Sofman	66
2010-11	Mike Myers Keitt	39
2011-12	Jesse Steele	62
2012-13	Jesse Steele	61
2013-14	Andrew Nicholas	62
2014-15	Justin Robinson	52
2015-16	Justin Robinson	80
2016-17	Justin Robinson	96
2017-18	Deion Hammond	76
2018-19	Deion Hammond	74
2019-20	Deion Hammond	82
2020-21	George Papas	47
2021-22	George Papas	103
2022-23	Jack Collins	62

THREE-POINT FG PCT. (min 1.0 made/game)

YEAR	PLAYER	PCT.
1983-84	no 3-point shot	
1984-85	no 3-point shot	
1985-86	no 3-point shot	
1986-87	no qualifier	
1987-88	Dave Calloway	.405 (36-89)
	Harrie Garris	.405 (36-89)
1988-88	Dave Calloway	.585 (48-82)
1989-90	Dave Calloway	.458 (97-212)
1990-91	Dave Calloway	.429 (79-184)
1991-92	no qualifier	
1992-93	Sean Ryan	.394 (28-71)
1993-94	Sean Ryan	.433 (45-104)
1994-95	Mustafa Barksdale	.450 (50-111)
1995-96	John Giraldo	.455 (61-155)
1996-97	Mustafa Barksdale	.383 (41-107)
1997-98	Mike Perno	.448 (64-143)
1998-99	Quin Hayes	.328 (44-134)
1999-00	Quin Hayes	.393 (59-150)
2000-01	Gerry Crosby	.358 (63-176)
2001-02	Dwayne Byfield	.391 (43-110)
2002-03	Chris Kenny	.373 (47-126)
2003-04	Dwayne Byfield	.417 (65-156)
2004-05	Chris Kenny	.378 (48-127)
2005-06	Chris Kenny	.331 (47-142)
2006-07	Whitney Coleman	.398 (41-103)
2007-08	Yaniv Simpson	.422 (46-109)
2008-09	Yaniv Simpson	.408 (53-130)
2009-10	Justin Sofman	.377 (66-175)
2010-11	Jesse Steele	.446 (33-74)
2011-12	Dion Nesmith	.384 (38-99)
2012-13	Jesse Steele	.335 (61-182)
2013-14	Justin Robinson	.354 (29-82)
2014-15	Justin Robinson	.369 (52-141)
2015-16	Je'lon Hornbeak	.403 (50-124)
2016-17	Je'lon Hornbeak	.444 (80-180)
2017-18	Louie Pillari	.444 (44-99)
2018-19	Deion Hammond	.344 (74-215)
2019-20	Ray Salnave	.364 (51-140)
2020-21	Donovann Toatley	.400 (22-55)
2021-22	George Papas	.353 (103-292)
2022-23	Jack Collins	.297 (62-209)

REBOUNDS

YEAR	PLAYER	NO.
1983-84	Karl Towns	196
1984-85	Karl Towns	319
1985-86	Fernando Sanders	163
1986-87	Fernando Sanders	207
1987-88	Fernando Sanders	197
1988-89	Fernando Sanders	208
1989-90	Alex Blackwell	227
1990-91	Alex Blackwell	220
1991-92	Alex Blackwell	232
1992-93	Steve Barnes	161
1993-94	Glenn Stokes	222
1994-95	Corey Albano	204
1995-96	Corey Albano	219
1996-97	Corey Albano	273
1997-98	Joe Fermino	125
1998-99	Alpha Bangura	144
1999-00	Rahsaan Johnson	146
2000-01	Rahsaan Johnson	190
2001-02	Steve Bridgemohan	163
2002-03	Kevin Owens	243
2003-04	Blake Hamilton	212
2004-05	Marques Alston	151
2005-06	Marques Alston	179
2006-07	John Bunch	154
2007-08	Whitney Coleman	122
2008-09	Travis Taylor	181
2009-10	Travis Taylor	182
2010-11	Ed Waite	177
2011-12	Ed Waite	172
2012-13	Ed Waite	149
2013-14	Deon Jones	221
2014-15	Brice Kofane	193
2015-16	Chris Brady	212
2016-17	Chris Brady	220
2017-18	Austin Tilghman	177
2018-19	Diago Quinn	208
2019-20	Mustapha Traore	171
2020-21	Melik Martin	113
	Marcus McClary	113
2021-22	Nikkei Rutty	238
2022-23	Myles Foster	217

REBOUNDING AVERAGE

YEAR	PLAYER	AVG.
1983-84	Karl Towns	7.2
1984-85	Karl Towns	12.3
1985-86	Fernando Sanders	7.1
1986-87	Fernando Sanders	7.7
1987-88	Fernando Sanders	6.8
1988-89	Fernando Sanders	7.7
1989-90	Alex Blackwell	7.8
1990-91	Alex Blackwell	7.6
1991-92	Alex Blackwell	8.3
1992-93	Steve Barnes	5.8
1993-94	Glenn Stokes	9.3
1994-95	Corey Albano	7.6
1995-96	Corey Albano	7.3
1996-97	Corey Albano	9.4
1997-98	Joe Fermino	4.8
1998-99	Alpha Bangura	5.5
1999-00	Rahsaan Johnson	5.4
2000-01	Rahsaan Johnson	6.1
2001-02	Steve Bridgemohan	5.4
2002-03	Kevin Owens	8.7
2003-04	Blake Hamilton	6.4
2004-05	Marques Alston	5.2
2005-06	Marques Alston	5.3
2006-07	John Bunch	5.3
2007-08	Whitney Coleman	3.9
2008-09	Travis Taylor	5.8
2009-10	Travis Taylor	7.6
2010-11	Ed Waite	5.9
2011-12	Ed Waite	5.4
2012-13	Ed Waite	4.8
2013-14	Deon Jones	6.9
2014-15	Brice Kofane	5.8
2015-16	Deon Jones	6.3
2016-17	Chris Brady	6.5
2017-18	Austin Tilghman	5.9
2018-19	Diago Quinn	5.9
2019-20	Mustapha Traore	5.5
2020-21	Melik Martin	5.7
2020-21	Marcus McClary	5.7
2021-22	Nikkei Rutty	7.4
2022-23	Myles Foster	6.6



ASSISTS

YEAR	PLAYER	AVG.
1983-84	Mason McBride	67
1984-85	Greg McLaughlin	158
1985-86	Derric Thomas	205
1986-87	Derric Thomas	138
1987-88	Derric Thomas	145
1988-89	Brian Kennedy	110
1989-90	Brian Kennedy	107
1990-91	Andy Partee	128
1991-92	Steve Ziemian	75
1992-93	John Giraldo	109
1993-94	John Giraldo	146
1994-95	John Giraldo	108
1995-96	John Giraldo	129
1996-97	Mustafa Barksdale	83
1997-98	Mike Perno	96
1998-99	Maurice Williams	75
1999-00	Rahsaan Johnson	85
2000-01	Rahsaan Johnson	178
2001-02	Rahsaan Johnson	155
2002-03	Tyler Azzarelli	92
2003-04	Tyler Azzarelli/Dwayne Byfield	64
2004-05	Tyler Azzarelli	87
2005-06	Tyler Azzarelli	83
2006-07	Mike Shipman	89
2007-08	James Hett	105
2008-09	James Hett	123
2009-10	James Hett	145
2010-11	James Hett	119
2011-12	Jesse Steele	133
2012-13	Jesse Steele	112
2013-14	Josh James	101
2014-15	Justin Robinson	120
2015-16	Justin Robinson	132
2016-17	Justin Robinson	162
2017-18	Austin Tilghman	165
2018-19	Ray Salnave	95
2019-20	Samuel Chaput	107
2020-21	Samuel Chaput	58
2021-22	George Papas	101
2022-23	Jakari Spence	115

ASSISTS PER GAME

YEAR	PLAYER	AVG.
1983-84	Mason McBride	3.0
1984-85	Greg McLaughlin	5.9
1985-86	Derric Thomas	8.2
1986-87	Derric Thomas	5.1
1987-88	Derric Thomas	5.4
1988-89	Brian Kennedy	4.1
1989-90	Brian Kennedy	4.0
1990-91	Andy Partee	4.4
1991-92	Andy Partee	3.9
1992-93	John Giraldo	4.0
1993-94	John Giraldo	5.0
1994-95	John Giraldo	4.0
1995-96	John Giraldo	4.3
1996-97	Mustafa Barksdale	3.1
1997-98	Mike Perno	3.6
1998-99	Maurice Williams	3.0
1999-00	Rahsaan Johnson	3.1
2000-01	Rahsaan Johnson	5.7
2001-02	Rahsaan Johnson	5.3
2002-03	Tyler Azzarelli	3.3
2003-04	Dwayne Byfield	2.1
2004-05	Tyler Azzarelli	3.0
2005-06	Tyler Azzarelli	3.5
2006-07	Mike Shipman	3.9
2007-08	James Hett	3.4
2008-09	James Hett	4.4
2009-10	James Hett	4.7
2010-11	James Hett	3.9
2011-12	Jesse Steele	4.2
2012-13	Jesse Steele	3.6
2013-14	Josh James	3.2
2014-15	Justin Robinson	3.6
2015-16	Justin Robinson	3.6
2016-17	Justin Robinson	4.7
2017-18	Austin Tilghman	5.3
2018-19	Ray Salnave	2.8
2019-20	Samuel Chaput	3.4
2020-21	Samuel Chaput	2.9
2021-22	George Papas	2.9
2022-23	Jakari Spence	3.5

STEALS

YEAR	PLAYER	NO.
1983-84	Jesse Stout	29
1984-85	Karl Towns	37
1985-86	Jarett King	43
1986-87	Derric Thomas	35
1987-88	Derric Thomas	47
1988-89	Harrie Garris	40
1989-90	Dave Calloway	35
	Brian Kennedy	35
1990-91	Andy Partee	49
1991-92	Jose Martin	38
	Steve Ziemian	38
1992-93	John Giraldo	77
1993-94	John Giraldo	67
1994-95	John Giraldo	63
1995-96	John Giraldo	59
1996-97	Mustafa Barksdale	81
1997-98	Gintas Vileita	33
1998-99	Alpha Bangura	40
1999-00	Rahsaan Johnson	55
2000-01	Rahsaan Johnson	64
2001-02	Rahsaan Johnson	50
2002-03	Tyler Azzarelli	43
	Dwayne Byfield	43
2003-04	Tyler Azzarelli	40
	Dwayne Byfield	40
2004-05	Tyler Azzarelli	55
2005-06	Tyler Azzarelli	48
2006-07	Jhamar Youngblood	51
2007-08	Whitney Coleman	49
2008-09	Alex Nunner	29
2009-10	Whitney Coleman	45
2010-11	James Hett	38
2011-12	Ed Waite	41
2012-13	Jesse Steele	57
2013-14	Max DiLeo	41
2014-15	Justin Robinson	56
2015-16	Justin Robinson	79
2016-17	Je'lon Hornbeak	52
2017-18	Austin Tilghman	43
2018-19	Nick Rutherford	61
2019-20	Ray Salnave	45
2020-21	Myles Ruth	36
2021-22	George Papas	47
2022-23	Jack Collins	62

BLOCKS

YEAR	PLAYER	PCT.
1983-84	Jesse Stout	16
1984-85	Karl Towns	13
1985-86	Ken Henry	23
1986-87	Ken Henry	27
1987-88	Mike Matthews	20
1988-89	Alex Sturm	16
1989-90	Alex Sturm	41
1990-91	Steve Wriedt	58
1991-92	Steve Wriedt	58
1992-93	Steve Wriedt	50
1993-94	Giedrius Aidielis	28
1994-95	Corey Albano	27
1995-96	Giedrius Aidielis	38
1996-97	Giedrius Aidielis	26
1997-98	Joe Fermino	15
1998-99	Andre Williams	32
1999-00	Kevin Owens	55
2000-01	Kevin Owens	36
2001-02	Kevin Owens	29
2002-03	Kevin Owens	49
2003-04	Brian Boxler	37
2004-05	Blake Hamilton	22
2005-06	John Bunch	74
2006-07	John Bunch	95
2007-08	Patrick Gaitley	20
2008-09	Travis Taylor	25
2009-10	Patrick Gaitley	21
2010-11	Phill Wait	19
2011-12	Phill Wait	15
2012-13	Khalil Brown	10
2013-14	Chris Brady	28
2014-15	Brice Kofane	55
2015-16	Chris Brady	45
2016-17	Chris Brady	58
2017-18	Diago Quinn	19
2018-19	Diago Quinn	30
2019-20	Nikkei Ruty	23
2020-21	Nikkei Ruty	15
2021-22	Walker Miller	32
2022-23	Klemen Vuga	24



BILL BOYLAN
1956-77 (21 Seasons)
Overall Record: 364-157 (.699)

1956-1957

BILL BOYLAN	8-4
51 Jersey City State	47
61 Union	52
66 Trenton State	81
80 Union	51
81 Jersey City State	83
81 Trenton State	69
64 Jersey City State	81
94 Union	75
2 Union	0 (FF)
75 Jersey City State	64
68 Trenton State	76
78 Trenton State	76

1957-1958

BILL BOYLAN	13-6
90 Eastern Seminary	30
59 Seton Hall-Paterson	55
49 Long Island	74
62 Paterson State	67
61 Seton Hall	64
75 Trenton State	59
81 Eastern Seminary	36
86 C.W. Post	51
65 Princeton Seminary	54
75 Newark Engineering	58
75 Newark State	68
66 Princeton Seminary	67
102 C.W. Post	88
87 King's (N.Y.)	76
86 Bloomfield	90
92 Long Island	96
100 Bloomfield	83
90 King's (N.Y.)	86
56 Cooper Union	52

1958-1959

BILL BOYLAN	12-2
91 Shelton College	75
74 King's (N.Y.)	70
71 Seton Hall-Paterson	62
84 Rutgers-Newark	91
71 Paterson State	56
71 Bloomfield College	61
80 Newark Engineering	72
72 Bloomfield College	64
70 King's (N.Y.)	67
88 Montclair State	87
91 Seton Hall-Paterson	77
91 C.W. Post	73
74 Upsala College	78
84 Cooper Union	61

1959-1960

BILL BOYLAN	13-8
70 Glassboro State	65
90 King's (N.Y.)	66

89 Shelton	54
62 Bloomfield	70
63 Paterson State	81
81 Seton Hall-Paterson	48
66 Glassboro State	45
84 Bloomfield	73
58 King's (N.Y.)	69
49 Upsala	62
66 Newark State	56
93 Newark Engineering	70
93 Lakehurst Naval Air	32
64 Montclair State	71
83 Seton Hall-Paterson	71
62 Fort Monmouth	77
96 Shelton	59
93 Lakehurst Naval Air	62
67 Fort Monmouth	76
86 Cooper Union	55
60 King's (N.Y.)	64

1960-1961

BILL BOYLAN	15-6
92 Newark State	63
56 Glassboro State	55
87 Shelton College	52
84 Bloomfield College	63
94 Seton Hall-Paterson	64
64 Paterson State	58
101 Brooklyn Poly	60
37 Maryland State	81
55 Jersey City State	56
69 Shelton College	48
110 King's (N.Y.)	86
92 FDU-Madison	71
84 Montclair State	75
75 Jersey City State	77
88 King's (N.Y.)	69
83 Seton Hall-Paterson	91
83 Newark State	74
85 Bloomfield College	70
71 Oneonta State	82
84 Rutgers-Newark	70
63 Jersey City State#	75
# - NAIA District 31 Playoffs	

1961-1962

BILL BOYLAN	22-3
72 Long Island	70
76 Trenton State	57
91 Bloomfield College	68
95 Shelton College	51
90 Newark State	58
96 Seton Hall-Paterson	56
94 Paterson State	65
81 Newark State	54
100 FDU-Madison	69
74 Jersey City State	59
99 King's (N.Y.)	66
73 Glassboro State	78
72 Oneonta State	61
100 Newark Engineering	75
83 Jersey City State	77
87 King's (N.Y.)	75
81 Montclair State	68
73 Bloomfield College	74
76 Seton Hall-Paterson	75
80 King's (N.Y.)	74
71 Mayaquez Agricultural	53
67 Inter-American Univ	85

92 Fort Allen (PR)	63
100 Rutgers-Newark	82
74 Bloomfield College	73

1962-1963

BILL BOYLAN	11-11
69 Trenton State	55
40 Long Island	76
68 Seton Hall-Paterson	74
86 King's (N.Y.)	70
48 Marist	42
61 Newark State	67
51 Jersey City State	52
100 Paterson State	71
58 Bloomfield College	63
59 Glassboro State	83
67 Montclair State	66
65 Newark Engineering	62
56 Jersey City State	62
78 Seton Hall-Paterson	70
55 Marist	50
58 Jersey City State	68
60 Bloomfield College	78
76 Coppin State	58
50 Howard University	76
82 Rutgers-Newark	73
70 King's (N.Y.)	80

1963-1964

BILL BOYLAN	15-10
56 St. Peter's	94
55 Jersey City State	65
69 Adelphi University	84
76 Trenton State	74
73 University of Windsor	96
69 Newark State	61
56 Montclair State	49
47 Jersey City State	45
74 Paterson State	54
69 Bloomfield College	62
46 Newark Engineering	61
67 New Paltz	77
66 Jersey City State	51
125 Coppin State	39
64 Glassboro State	63
62 King's (N.Y.)	65
86 Marist	71
74 Bloomfield College	71
80 Delaware Valley College	64
78 King's (N.Y.)	75
56 Howard University	65
65 Montclair State	97
70 Rutgers-Newark	67
78 Marist College	70
76 Plattsburgh State	90

1964-1965

BILL BOYLAN	14-11
91 Newark State	76
72 St. Peter's	68
73 Pratt Institute	58
87 Trenton State	67
75 Adelphi University	88
60 Marist	64
93 Paterson State	55
92 Southampton	49
91 Rutgers-Newark	61

73 Rutgers-Camden	59
58 Pace	55
89 King's (N.Y.)	75
76 Bloomfield College	81
126 New Paltz	63
68 Newark Eng.	OT 73
75 Jersey City State	77
52 Long Island	73
88 Montclair State	97
79 Southampton	OT 84
82 Glassboro State	75
65 King's (N.Y.)	67
84 Bloomfield College	91
84 Delaware Valley College	71
63 Jersey City State	88
87 Marist	59

1965-1966

BILL BOYLAN	26-4
73 St. Peter's	71
81 Newark State	42
101 Bloomfield College	84
66 Southampton	67
96 Pratt Institute	56
81 Howard University	69
82 Rutgers-Newark	84
82 Middlebury	66
119 Upsala College	72
87 Paterson State	48
109 King's (N.Y.)	60
74 Jersey City State	58
80 Yeshiva	52
70 Newark Engineering	57
85 Jersey City State	68
83 Marist	66
90 Southampton	83
78 Glassboro State	73
60 Long Island	79
74 Trenton State	65
91 Delaware Valley	65
107 Bloomfield College	97
91 Marist College	53
89 Montclair State	79
112 King's (N.Y.)	69
62 Southampton	56
76 Robert Wesleyan	63
98 Newark State #	81
102 Delaware State #	85
92 Midwestern &	94
# - NAIA District 31 Playoffs	
& - NAIA National Tournament	

1966-1967

BILL BOYLAN	23-5
75 St. Peter's	92
81 Southampton	63
88 Bloomfield	68
90 Newark State	68
80 Adelphi	94
64 King's (N.Y.)	38
80 Pratt Institute	77
92 Rutgers-Newark	74
81 Philadelphia Textile	68
64 Trenton State	60
86 Montclair State	78
107 King's (N.Y.)	74
76 Newark Engineering	46
81 Southampton	69
83 Marist	61



87	Jersey City State	66
65	Southampton	53
71	Howard	81
89	Glassboro State	65
86	Yeshiva	69
88	Bloomfield	75
69	Trenton State	65
80	Marist	62
73	King's (N.Y.)	98
71	Jersey City State	61
60	Trenton State #	63
# - NAIA District 31 Playoffs		

1967-1968

BILL BOYLAN	27-2	
93	Newark State	64
85	Bentley	68
87	Jersey City State	60
102	Bloomfield	75
100	Southeastern	67
73	Cheyney State	69
75	Newark Engineering	66
90	FDU-Madison	81
72	Montclair State	78
91	Adelphi	69
86	Messiah	58
91	Pratt Institute	68
70	New Haven	68
95	Jersey City State	65
97	Howard	91
100	St. Francis (Ind.)	56
83	Yeshiva	68
87	Montclair State	80
105	Rutgers-Newark	48
92	Glassboro State	91
71	Newark Engineering	69
110	King's (Pa.)	85
88	Trenton State	72
87	Philadelphia Textile	79
70	Southampton	66
101	Jersey City State #	66
68	Montclair State #	62
102	Bishop &	91
69	Westminster (Pa.) &	90
# - NAIA District 31 Playoffs		
& - NAIA National Tournament		

1968-1969

BILL BOYLAN	24-6	
100	Newark State	78
92	Messiah	83
120	Boston State	70
104	Western New England	91
93	New Haven	83
79	Cheyney State	110
81	Biscayne	59
77	CCNY	54
88	Upsala	72
77	Montclair State	64
118	Pratt Institute	63
87	Howard	79
91	Southeastern	59
91	Yeshiva	58
84	FDU-Madison	76
74	Bentley	64
82	Montclair State	93
74	Jersey City State	78
72	King's (Pa.)	73
92	Bloomfield	63
97	Newark Engineering	73

119	Glassboro State	97
69	Trenton State	65
108	Rutgers-Newark	74
79	Philadelphia Textile	100
87	Trenton State #	65
80	Southampton #	79
63	Central State (Ohio) &	60
115	Asheville-Biltmore &	81
94	Maryland State &	99
# - NAIA District 31 Playoffs		
& - NAIA National Tournament		

1969-1970

BILL BOYLAN	17-11	
79	Howard	81
89	King's (Pa.)	69
115	Newark St.	57
95	Bloomfield	71
70	New Haven	62
66	Cheyney State	80
92	Rose Poly Tech	98
80	Western New England	111
73	Bloomfield	59
91	New Haven	85
70	Upsala	58
65	Montclair State	75
102	Biscayne	96
81	Rollins	89
100	Florida Tech	79
82	FDU-Madison	87
82	Trenton State	80
61	Montclair State	67
66	Marist	73
84	Jersey City State	64
120	Southeastern	64
87	Newark Engineering	70
74	Glassboro State	76
84	Pratt Institute	70
81	Rutgers-Newark	74
82	Marist	72
90	Jersey City State	54
64	Augusta (Ga.)	85

1970-1971

BILL BOYLAN	16-11	
68	King's (Pa.)	70
88	Howard	OT 99
81	Southeastern	69
76	Newark State	53
63	Bloomfield	62
94	Paterson State	67
87	Delaware State	94
74	New Haven	75
60	Pennsylvania Military	49
77	C.W. Post	85
107	Pace	77
59	Trenton State	67
84	Biscayne	75
101	Univ. of Puerto Rico	56
89	Univ. of Dominican	57
101	College of Agriculture	87
86	Inter-American Univ	74
67	FDU-Madison	59
85	Jersey City State	66
85	Marist	91
79	Montclair State	83
74	Philadelphia Textile	77
115	Newark Engineering	79
74	Glassboro State	75
85	Rutgers-Newark	73
88	Glassboro State #	OT 91
# - NAIA District 31 Playoff		

1971-1972

BILL BOYLAN	17-9	
85	Delaware State	70
84	Howard	79
95	Newark State	.49
83	Cheyney State	89
61	Bloomfield	57
65	Philadelphia Textile	75
95	New Haven	67
71	Jersey City State	73
78	Hartwick	75
70	C.W. Post	75
94	Montclair State	82
75	Trenton State	87
68	Stetson	73
90	Biscayne	100
94	FDU-Madison	74
78	Marist	66
78	Montclair State	86
68	Trenton State	60
90	Catholic	78
114	Newark Engineering	76
79	Paterson State	74
68	Glassboro State	64
96	Pratt Institute	66
98	Rutgers-Newark	83
79	Rutgers-Camden #	75
63	Glassboro State #	69
# - NAIA District 31 Playoffs		

1972-1973

BILL BOYLAN	13-14	
83	Howard	85
45	Fairleigh Dickinson	76
67	Cheyney State	82
68	Bloomfield	62
77	King's (Pa.)	81
82	New Haven	87
60	C.W. Post	67
101	FDU-Madison	81
81	Calvin	OT 92
92	St. Joseph's (Maine)	77
61	Biscayne	85
69	Philadelphia Textile	79
83	FDU-Madison	69
76	Rutgers-Newark	55
64	Trenton State	74
75	Montclair State	86
76	Jersey City State	70
64	Newark State	71
83	Marist	91
120	Newark Engineering	63
89	William Paterson	79
63	Glassboro State	60
95	Pratt Institute	35
85	Federal City	74
75	Widener	64
83	Trenton State	75
55	Dowling#	72
# - NAIA District 31 Playoffs		

1973-1974

BILL BOYLAN	19-9	
74	Hartwick	85
100	C.W. Post	88
101	Bloomfield	OT 104
55	Mount St. Mary's	69
94	Pace	56
59	King's (Pa.)	97
76	C.W. Post	66
86	FDU-Madison	77
103	St. Joseph's (Maine)	74

43	Philadelphia Textile	66
82	New Haven	63
91	Southampton	75
83	FDU-Madison	77
98	Rutgers-Newark	64
84	Trenton State	75
68	Montclair State	75
62	Jersey City State	67
69	Kean College	66
98	Newark Engineering	56
71	William Paterson	70
82	Glassboro State	69
63	Fairleigh Dickinson	62
60	Widener	75
100	Marist	69
74	Upsala	68
81	Rutgers-Camden #	75
90	Dowling #	70
84	Missouri Western &	96
# - NAIA District 31 Playoffs		
& - NAIA National Tournament		

1974-1975

BILL BOYLAN	22-7	
103	Mount St. Mary's	80
80	Hartwick	90
74	C.W. Post	85
115	FDU-Madison	101
105	Rider	99
93	Bloomsburg	80
80	Montclair State	93
91	Pace	77
89	King's (Pa.)	67
84	Scranton	77
86	Rider	84
80	Southampton	93
92	New Haven	84
68	Philadelphia Textile	92
96	Trenton State	79
71	Montclair State	63
78	Jersey City State	63
67	Kean College	65
106	Upsala	91
65	William Paterson	58
64	Glassboro State	58
82	Marist	68
83	Bloomfield	50
79	St. Peter's	80
53	Widener	51
87	Rutgers-Newark.	73
95	Rutgers-Camden #	67
63	Dowling #	62
72	Marymount (Kan.) &	86
# - NAIA District 31 Playoffs		
& - NAIA National Tournament		

1975-1976

BILL BOYLAN	22-5	
101	C.W. Post	78
106	Kean	79
123	FDU-Madison	89
101	Mount St. Mary's	78
79	Catholic	68
75	Bloomfield	55
95	Moravian	63
101	Montclair State	88
114	New Haven	99
82	Kean	65
106	Southampton	85
110	Rutgers-Newark	57
74	Philadelphia Textile	79



72	Rider	54
65	Hartwick	66
58	Trenton State	50
74	Montclair State	63
94	Jersey City State	65
56	Widener	77
95	Upsala	84
60	William Paterson	54
95	Glassboro State	71
78	King's (Pa.)	97
79	Marist	75
90	Adelphi	73
97	Lynchburg #	73
71	Shepherd #	79
# - NCAA Division II Tournament		

1976-1977

BILL BOYLAN	15-13
100 C.W. Post	77
99 Mount St. Mary's	71
97 FDU-Madison	69
100 Bloomfield	72
71 New York Tech	81
71 Moravian	67
69 New York Tech	67
94 Shepherd	86
86 Wheeling	101
86 Kean	102
78 Hartwick	75
55 Southampton	63
103 Rutgers-Newark	54
62 Philadelphia Textile	98
86 King's (Pa.)	75
81 Trenton State	67
107 Montclair State	92
87 Jersey City State	71
77 Marist	79
88 Glassboro State	80
54 Widener	63
76 New Haven	78
96 St. Peter's	OT 99
77 Catholic	86
79 William Paterson	80
105 Adelphi	OT 111
96 Bloomfield #	76
73 Dowling #	2OT 75
# - NAIA District 31 Playoffs	

1977-1978

RON KORNEGAY	8-17
50 St. Peter's	66
90 East Stroudsburg	60
74 St. Michael's	89
76 Bloomfield	57
58 New York Tech	66
63 St. Michael's	72
69 Rider	74
73 Kean	74
79 Moravian	83
47 Southampton	50
97 Rutgers-Newark	73
53 Philadelphia Textile	72
53 Trenton State	55
69 Montclair State	61
77 Jersey City State	83
55 Mount St. Mary's	62
49 King's (Pa.)	73
84 C.W. Post	77
60 Glassboro State	61
68 Marist	72
60 William Paterson	61

80 Pratt Institute	67
57 Widener	91
87 FDU-Madison	55
90 Dowling	74

1978-1979

RON KORNEGAY	16-12
83 St. Peter's	91
78 Fairleigh Dickinson	96
82 Southampton	61
84 Quinnipiac	90
84 Merrimack	69
87 Pratt Institute	65
72 American International	75
75 Montclair State	83
78 Kean	89
62 Mount St. Mary's	64
56 Southampton	53
59 Pace	57
60 C.W. Post	63
62 Trenton	52
68 Montclair State	55
76 Jersey City	86
78 Pace	68
98 Marist	81
72 Marist	70
65 Pratt Institute	59
80 C.W. Post	68
67 UMBC	63
56 New York Tech	59
79 Dowling	75
87 Rutgers-Newark	89
54 Philadelphia Textile	74
79 Pratt Institute (19)	56
89 Staten Island #	54
# - ECAC Tournament	

1979-1980

RON KORNEGAY	19-10
56 New York Tech	69
61 Trenton State	62
74 Philadelphia Textile	72
37 Southampton	64
84 Siena	92
95 Pratt Institute	39
44 UMBC	45
62 Mount St. Mary's	78
72 Biscayne	75
71 Kean	61
79 Pace	59
71 Dowling	62
85 Marist	73
91 C.W. Post	OT 81
50 Fairleigh Dickinson	52
81 Assumption	69
84 Montclair State	62
72 Jersey City State	OT 62
73 Pace	55
63 Pratt Institute	31
73 C.W. Post	68
80 Southampton	73
73 New York Tech	86
60 Dowling	66
70 Kean	55
102 Rutgers-Newark	49
98 Marist	83
91 New Paltz #	71
44 Drew #	39
# - ECAC Tournament	

1980-1981

RON KORNEGAY	25-4
65 C.W. Post	67
67 Southampton	64
120 Hawthorne	67
85 Rutgers-Newark	54
61 Montclair State	59
100 Medgar Evers	74
85 UMBC	68
71 Pace	57
89 Montclair State	62
81 Assumption	59
75 Fairleigh Dickinson	73
62 Mount St. Mary's	68
76 Dowling	69
62 Philadelphia Textile	71
75 Trenton State	47
66 Marist	47
97 Pratt Institute	63
70 Southampton	35
79 Pratt Institute	61
65 C.W. Post	64
83 Kean	53
66 Marist	62
69 Jersey City State	68
73 Pace	71
90 Rutgers-Newark	58
85 New York Tech	69
88 Dowling	68
78 Clarion #	80
79 Bloomsburg #	64
# - NCAA Division II Tournament	

1981-1982

RON KORNEGAY	21-9
73 Buffalo	61
52 Mansfield	45
48 Villanova	96
73 Philadelphia Textile	59
76 Franklin Pierce	53
120 Medgar Evers	39
87 Mercy	64
46 Indiana (Pa.)	45
96 Wilmington	70
49 Montclair State	53
46 Southampton	59
65 Pace	61
50 Bloomsburg	56
57 Pratt Institute	45
50 C.W. Post	51
69 New Hampshire	68
61 Southampton	63
75 Pace	54
69 Longwood	65
78 Dowling	63
76 Pratt Institute	64
64 New York Tech	63
87 C.W. Post	54
60 Mount St. Mary's	63
83 Rutgers-Newark	57
83 Dowling	61
83 C.W. Post	73
72 Southampton	59
53 Cheyney State #	66
53 Edinboro State #	56
# - NCAA Division II Tournament	

1982-1983

RON KORNEGAY	12-17
71 George Mason	91
61 Iona	88
68 Fairleigh Dickinson	70
65 C.W. Post	63
63 UDC	73
60 Bloomsburg	62
59 Georgetown	82
98 Mercy	76
88 Pace	74
68 Long Island	73
85 Massachusetts	3OT 87
70 C.W. Post	81
82 Bloomsburg	72
58 Dowling	47
71 Pratt Institute	62
51 Brooklyn	58
50 Rider	58
61 George Washington	93
59 Towson State	76
76 Southampton	74
83 Pace	76
62 Howard	75
63 Dowling	66
62 Temple	83
73 Pratt Institute	72
92 Southampton	64
98 Mercy	80
85 Dowling	68
65 C.W. Post	70



RON KORNEGAY
1977-86 (10 Seasons)
Overall Record: 129-130 (.498)
DII Record: 101-69 (.594)
DI Record: 28-61 (.315)

1983-84 (6-21)

RON KORNEGAY
HOME: 5-6 • ROAD: 1-13 • NEUTRAL: 0-2
11/26 L 68-73 at Delaware State
11/28 L 60-75 LA SALLE
12/02 L 69-71 vs. Campbell%
12/03 L 41-46 vs. UNC Wilmington%
12/09 W 79-62 U.S. INTERNATIONAL#
12/10 L 59-70 BAPTIST#
12/15 W 77-73 CAMPBELL
12/17 L 70-91 at Seton Hall
12/30 L 55-68 at Vermont
01/04 W 74-72 HOWARD
01/07 L 76-88 at George Mason
01/09 L 54-74 at Georgetown
01/16 L 59-71 at Rutgers
01/19 L 77-81 at UM Eastern Shore
01/23 W 80-77 DELAWARE STATE
01/25 L 43-77 at Hofstra
01/28 W 74-72 SOUTHAMPTON
02/01 L 61-65 LIU BROOKLYN
02/08 L 72-88 FAIRLEIGH DICKINSON
02/11 W 48-47 at Brooklyn College
02/13 L 64-68 at Utica
02/16 L 66-75 RIDER
02/22 L 57-85 at Wake Forest
02/23 L 56-61 at Baptist
02/29 L 65-78 BROOKLYN COLLEGE
03/05 L 55-82 at Florida State
03/07 L 86-104 at South Florida

% - Olde Fayetteville Classic (Fayetteville, N.C.)
- Coast Cities Classic (West Long Branch, N.J.)

1984-85 (12-15)

RON KORNEGAY
HOME: 8-5 • ROAD: 3-10 • NEUTRAL: 1-0
11/26 L 67-85 at La Salle
11/28 W 110-58 PRATT
12/04 W 82-59 DOWLING
12/07 L 62-77 at Villanova
12/09 W 53-51 St. Francis Brooklyn%
12/12 W 60-59 BROOKLYN COLLEGE
12/15 L 54-72 at Marist
12/27 L 53-63 at Saint Peter's
01/05 L 67-70 IONA
01/07 L 66-68 WAGNER
01/12 W 88-72 MORGAN STATE
01/14 W 75-73 at LIU Brooklyn
01/17 L 66-96 at Georgia Tech
01/21 W 58-56 HOFSTRA
01/24 W 82-66 DELAWARE STATE
01/26 W 81-79 at Saint Francis (Pa.)
01/29 W 71-69 UPSALA
02/02 L 77-79 at Fairleigh Dickinson
02/04 L 74-96 at Rutgers
02/06 L 75-77 at Wagner
02/09 L 69-72 VERMONT
02/11 L 77-78 UTICA
02/13 W 85-77 LIU BROOKLYN
02/18 L 64-83 at Brooklyn College
02/21 L 72-74 BAPTIST
02/23 W 76-72 at Rider
03/02 L 81-84 at American

% - Meadowlands (East Rutherford, N.J.)

1985-86 (9-19, 6-10 NEC)

RON KORNEGAY
HOME: 9-5 • ROAD: 2-12 • NEUTRAL: 0-0
11/26 L 69-72 at La Salle
11/30 L 53-63 at Fordham
12/04 W 100-42 SUNY PURCHASE
12/07 W 84-81 AMERICAN
12/09 L 71-83 GEORGE MASON
12/14 L 70-74 at Rutgers
12/23 L 58-98 at St. John's
12/30 L 53-106 at North Carolina State
01/04 W 94-75 CCNY
01/07 W 76-66 LIU BROOKLYN*
01/10 W 53-51 ST. FRANCIS BROOKLYN*
01/11 W 60-51 UTICA%
01/13 L 75-86 MARIST*
01/15 L 71-81 at Wagner*
01/18 L 85-89 (ot) LOYOLA (MD.)*
01/23 W 71-60 at Robert Morris*
01/25 L 77-82 at Saint Francis (Pa.)*
01/29 L 63-64 SAINT PETER'S
02/01 L 60-67 FAIRLEIGH DICKINSON*
02/05 W 83-79 WAGNER*
02/10 L 68-71 at St. Francis Brooklyn*
02/12 L 74-83 at LIU Brooklyn*
02/15 L 51-55 at Marist*
02/19 L 81-102 at Fairleigh Dickinson*
02/24 W 85-69 at Loyola (Md.)*
02/25 L 52-85 at Villanova
02/27 W 74-65 ROBERT MORRIS*
03/01 W 76-74 SAINT FRANCIS (PA.)*

% - Coast Cities Classic (West Long Branch, N.J.)

1986-87 (8-19, 4-12 NEC)

RON KORNEGAY (1-6)
RON KRAYL (7-13)
HOME: 6-9 • ROAD: 2-8 • NEUTRAL: 0-2
11/28 L 68-81 FORDHAM%
11/29 L 80-89 ILLINOIS-CHICAGO%
12/04 W 77-68 WILLIAM PATERSON
12/06 L 62-65 at Saint Peter's
12/10 L 68-74 DELAWARE
12/12 L 73-86 vs. UAB#
12/13 L 56-79 vs. BAPTIST#
12/30 W 72-62 COPPIN STATE
01/06 W 65-62 at LIU Brooklyn*
01/08 W 68-57 DOWLING
01/12 L 66-67 (ot) FAIRLEIGH DICKINSON*
01/14 L 63-77 WAGNER*
01/17 W 73-63 MERCY
01/19 L 81-94 at Loyola (Md.)*
01/22 L 67-74 ROBERT MORRIS*
01/24 W 83-76 SAINT FRANCIS (PA.)*
01/29 L 55-61 at St. Francis Brooklyn*
01/31 L 60-70 at Fairleigh Dickinson*
02/04 L 60-77 at Marist*
02/11 W 67-63 LIU BROOKLYN*
02/14 L 52-70 MARIST*
02/16 L 53-88 at DePaul
02/19 L 76-87 at Wagner*
02/21 L 63-70 LOYOLA (MD.)*
02/23 L 66-67 ST. FRANCIS BROOKLYN*
02/26 W 55-53 at Robert Morris*
02/28 L 59-85 at Saint Francis (Pa.)*

% - Coast Cities Classic (West Long Branch, N.J.)
- TCBY Tip-off Tournament (Little Rock, Ark.)



WAYNE SZOKE
1987-98 (11 Seasons)
Overall Record: 168-133 (.558)
NEC Record: 109-65 (.626)
1996 NEC Champions

1987-88 (16-13, 11-5 NEC)

WAYNE SZOKE
HOME: 9-4 • ROAD: 6-9 • NEUTRAL: 0-1
11/30 W 85-69 CALDWELL COLLEGE
12/02 W 103-42 PRATT
12/08 L 52-68 SAINT PETER'S
12/11 W 60-59 at Coppin State
12/12 L 54-64 at George Washington
12/29 L 60-69 UMBCC%
12/30 L 59-72 LEHIGH%
01/02 L 71-102 at Delaware
01/05 L 70-77 at LIU Brooklyn*
01/07 W 64-60 FAIRLEIGH DICKINSON*
01/14 W 69-57 at Saint Francis (Pa.)*
01/16 W 71-64 at Robert Morris*
01/20 L 66-67 (ot) at Marist*
01/23 W 84-68 WAGNER*
01/25 W 72-64 LOYOLA (MD.)*
01/27 L 65-67 ST. FRANCIS BROOKLYN*
01/30 W 89-80 LIU BROOKLYN*
02/02 L 68-82 at Florida State
02/04 W 64-62 (ot) at Miami (Fla.)
02/06 L 71-74 at Central Florida
02/11 W 76-57 at Loyola (Md.)*
02/16 L 52-68 at Fairleigh Dickinson*
02/18 W 82-77 SAINT FRANCIS (PA.)*
02/20 W 71-70 ROBERT MORRIS*
02/25 W 70-67 MARIST*
02/27 L 66-67 (2ot) at Wagner*
03/01 W 73-53 at St. Francis Brooklyn*
03/06 W 61-48 vs. St. Francis Brooklyn#
03/09 L 75-90 at Fairleigh Dickinson#

% - WBUD Classic (West Long Branch, N.J.)
- ECAC Metro Tournament (Hackensack, N.J.)

1988-89 (15-13, 9-7 NEC)

WAYNE SZOKE
HOME: 9-4 • ROAD: 5-9 • NEUTRAL: 1-0
11/25 W 75-17 MEDGAR EVERS
11/26 L 66-80 at Army
11/29 W 66-44 DREW
12/02 W 59-58 COLGATE
12/03 W 61-48 MANHATTAN
12/13 L 70-74 at Maryland
12/27 L 50-95 at North Carolina State
12/30 L 59-70 at Jacksonville
01/07 W 70-67 at Delaware
01/10 W 76-66 at LIU Brooklyn*
01/12 W 92-87 SAINT FRANCIS (PA.)*
01/14 W 86-73 ROBERT MORRIS*
01/16 L 77-97 at Loyola (Md.)*
01/21 L 89-90 (ot) at Wagner*
01/25 W 57-47 at St. Francis Brooklyn*
01/28 L 49-51 LIU BROOKLYN*
02/01 L 76-87 MARIST*
02/04 L 61-71 FAIRLEIGH DICKINSON*
02/06 W 82-58 ST. FRANCIS BROOKLYN*
02/09 W 97-84 LOYOLA (MD.)*
02/11 W 70-65 at Marist*
02/13 W 82-62 CCSU
02/16 L 89-96 at Saint Francis (Pa.)*
02/18 W 99-94 at Robert Morris*
02/20 L 62-63 at Saint Peter's
02/22 L 60-77 at Fairleigh Dickinson*
02/25 W 100-75 WAGNER* #
03/05 L 89-95 SAINT FRANCIS (PA.)&

* - Northeast Conference game
- Meadowlands (East Rutherford, N.J.)
& - NEC Quarterfinal (West Long Branch, N.J.)



1989-90 (17-12, 11-5 NEC)

WAYNE SZOKE

HOME: 8-2 • ROAD: 7-8 • NEUTRAL: 2-2

Table with 3 columns: Date, Score, Opponent. Rows include games from 11/04 to 03/03 against various opponents like Western Michigan, Army, Delaware, etc.

- * - Northeast Conference game
% - Statiba Villnius, USSR (Exhibition)
& - Lobo Classic at New Mexico
@ - Montana Forest Industries Classic
- NEC Semifinal (Moon Township, Pa.)
\$ - NEC Final (Moon Township, Pa.)

1990-91 (19-10, 10-6 NEC)

WAYNE SZOKE

HOME: 8-2 • ROAD: 7-7 • NEUTRAL: 4-1

Table with 3 columns: Date, Score, Opponent. Rows include games from 11/23 to 03/02 against various opponents like St. John's, Army, Delaware, etc.

- * - Northeast Conference game
@ - Lapchick Tournament (Jamaica, N.Y.)
^ - UAB Classic (Birmingham, Ala.)
! - Albertson's Christmas Classic (Boise, Idaho)
& - at the Meadowlands
+ - at Madison Square Garden
\$ - NEC Quarterfinal (West Long Branch, N.J.)
% - NEC Semifinal (Teaneck, N.J.)

1991-92 (20-9, 11-5 NEC)

WAYNE SZOKE

HOME: 11-3 • ROAD: 8-6 • NEUTRAL: 1-0

Table with 3 columns: Date, Score, Opponent. Rows include games from 11/20 to 03/05 against various opponents like Princeton, Vermont, George Mason, etc.

- * - Northeast Conference game
^ - Preaason NIT
% - Stetson Hatter Classic (Tampa, Fla.)
- NEC Quarterfinal (West Long Branch, N.J.)

1992-93 (11-17, 7-11 NEC)

WAYNE SZOKE

HOME: 6-5 • ROAD: 4-12 • NEUTRAL: 1-0

Table with 3 columns: Date, Score, Opponent. Rows include games from 12/01 to 03/04 against various opponents like George Washington, San Francisco, Army, etc.

- * - Northeast Conference game
\$ - Met Life Classic (San Francisco, Calif.)
- NEC Opening Round (Loretto, Pa.)
& - NEC Quarterfinal (Staten Island, N.Y.)

1993-94 (18-11, 13-5 NEC)

WAYNE SZOKE

HOME: 12-1 • ROAD: 5-9 • NEUTRAL: 1-1

Table with 3 columns: Date, Score, Opponent. Rows include games from 11/27 to 03/04 against various opponents like Delaware, Army, Hofstra, etc.

- * - Northeast Conference game
% - Gaucho Classic (Santa Barbara, Calif.)
& - Cessna Classic (Wichita, Kan.)
- NEC Quarterfinal (West Long Branch, N.J.)
! - NEC Semifinal (West Long Branch, N.J.)
@ - NEC Final (Lawrenceville, N.J.)

1994-95 (13-14, 11-7 NEC)

WAYNE SZOKE

HOME: 8-4 • ROAD: 4-10 • NEUTRAL: 1-0

Table with 3 columns: Date, Score, Opponent. Rows include games from 12/01 to 02/27 against various opponents like Loyola, Drexel, Army, etc.

- * - Northeast Conference game
^ - Cowboy Shootout (Caspar, Wyo.)
- NEC Quarterfinal (West Long Branch, N.J.)

1995-96 (20-10, 14-4 NEC)

WAYNE SZOKE

HOME: 11-3 • ROAD: 9-6 • NEUTRAL: 0-1

Table with 3 columns: Date, Score, Opponent. Rows include games from 11/25 to 12/12 against various opponents like Fairfield, Seton Hall, Rutgers, etc.

12/21	W	73-59	LOYOLA (MD.)
12/28	L	53-69	at Duke
01/06	W	79-54	RIDER*
01/08	W	74-65	ST. FRANCIS BROOKLYN*
01/11	W	74-59	at Saint Francis (Pa.)*
01/13	W	73-62	at Robert Morris*
01/17	W	82-77	MOUNT ST. MARY'S*
01/20	W	71-55	at LIU Brooklyn*
01/22	W	59-52	at Fairleigh Dickinson*
01/25	L	75-81	MARIST*
01/27	W	78-68	WAGNER*
02/03	W	70-66	at Rider*
02/05	W	82-63	at St. Francis Brooklyn*
02/08	L	72-85	SAINT FRANCIS (PA.)*
02/10	W	75-54	ROBERT MORRIS*
02/14	L	63-73	at Mount St. Mary's*
02/17	W	85-68	LIU BROOKLYN*
02/19	W	86-75	FAIRLEIGH DICKINSON*
02/24	W	77-68 (ot)	at Wagner*
02/26	L	49-56	at Marist*
03/01	W	64-55	WAGNER#
03/04	W	57-56	at Marist&
03/08	W	60-59	RIDER%
03/14	L	44-68	vs. Marquette\$

* - Northeast Conference game
 # - NEC Quarterfinal (West Long Branch, N.J.)
 & - NEC Semifinal (Poughkeepsie, N.Y.)
 % - NEC Final (West Long Branch, N.J.)
 \$ - NCAA East Regional (Providence, R.I.)

1996-97 (18-11, 12-6 NEC)

WAYNE SZOKE

HOME: 10-2 • ROAD: 8-8 • NEUTRAL: 1-1

11/24	L	66-73	at Notre Dame
12/03	L	66-77	at Drexel
12/07	W	66-54	SAINT PETER'S
12/14	L	46-48	PRINCETON
12/23	W	76-55	MANHATTAN
12/27	L	57-66	at South Florida%
12/28	W	75-69	vs. Loyola (Md.)%
12/30	W	82-70	at Jacksonville
01/04	W	77-55	MARIST*
01/06	W	66-63	at Wagner*
01/09	W	62-53	RIDER*
01/11	L	46-49	ST. FRANCIS BROOKLYN*
01/15	L	59-61	at Mount St. Mary's*
01/18	W	73-70	SAINT FRANCIS (PA.)*
01/20	W	78-62	ROBERT MORRIS*
01/23	L	73-82	at LIU Brooklyn*
01/25	W	75-68	at Fairleigh Dickinson*
01/29	L	53-59	vs. Mount St. Mary's*#
02/01	W	83-65	at Marist*
02/03	W	90-77	WAGNER*
02/06	L	58-66	at Rider*
02/08	W	81-61	at St. Francis Brooklyn*
02/15	L	75-82	at Saint Francis (Pa.)*
02/17	W	82-59	Robert Morris*
02/20	W	102-97 (ot)	LIU BROOKLYN*
02/22	W	82-54	FAIRLEIGH DICKINSON*
02/28	W	75-68	SAINT FRANCIS (PA.)\$
03/03	W	73-72 (2ot)	at Fairleigh Dickinson&
03/06	L	67-72	at LIU Brooklyn^

* - Northeast Conference game
 % - Sports Foundation Classic (Tampa, Fla.)
 # - Madison Square Garden (New York, N.Y.)
 \$ - NEC Quarterfinal (West Long Branch, N.J.)
 & - NEC Semifinal (Teaneck, N.J.)
 ^ - NEC Final (Brooklyn, N.Y.)

1997-98 (4-23, 3-13 NEC)

WAYNE SZOKE (1-13)

DAVE CALLOWAY (3-10)

HOME: 2-9 • ROAD: 1-11 • NEUTRAL: 1-3

11/21	L	47-73	at Penn State
11/25	L	31-61	at Princeton
11/29	L	51-57	DREXEL
12/05	L	36-85	at San Francisco%
12/06	L	51-57	vs. Samford%
12/13	L	43-64	RIDER
12/20	L	73-76	JACKSONVILLE
12/23	L	57-73	at Saint Peter's
12/29	L	63-64	vs. San Diego&
12/30	W	72-66	vs. Miss. Valley State&

01/03	L	64-76	ST. FRANCIS BROOKLYN*
01/08	L	58-66	at Robert Morris*
01/10	L	66-77	at Saint Francis (Pa.)*
01/14	L	61-78	MOUNT ST. MARY'S*
01/17	L	57-85	FAIRLEIGH DICKINSON*
01/19	L	71-92	at LIU Brooklyn*
01/22	W	58-56	at Wagner*
01/24	W	63-58	CCSU*
02/02	L	55-66	ROBERT MORRIS*
02/07	L	50-60	at St. Francis Brooklyn*
02/09	L	66-69	SAINT FRANCIS (PA.)*
02/11	L	54-58	at Mount St. Mary's*
02/14	L	58-64	at CCSU*
02/16	W	81-69	WAGNER*
02/19	L	65-82	at Fairleigh Dickinson*
02/21	L	92-112	LIU BROOKLYN*
02/26	L	79-108	at LIU Brooklyn\$

* - Northeast Conference game
 % - Met Life Classic (San Francisco, Calif.)
 & - MSU Holiday Classic (Bozeman, Mont.)
 \$ - NEC Quarterfinal (Brooklyn, N.Y.)



DAVE CALLOWAY

1998-11 (14 Seasons)
 Overall Record: 178-227 (.440)
 NEC Record: 127-127 (.500)
 2001, 2004, 2006
 NEC Champions

1998-99 (5-21, 5-15 NEC)

DAVE CALLOWAY

HOME: 3-10 • ROAD: 2-11 • NEUTRAL: 0-0

11/18	L	61-63	SACRED HEART
11/21	L	44-62	at Boston College
11/24	L	58-73	at Drexel
11/28	L	36-63	PRINCETON
12/07	L	59-65	QUINNIPIAC*
12/10	L	68-77	ST. FRANCIS BROOKLYN*
12/12	L	66-75	at Rider
12/23	L	69-81	SAINT PETER'S
01/02	L	65-74	at Robert Morris*
01/04	L	56-69	at Saint Francis (Pa.)*
01/07	L	78-79	at St. Francis Brooklyn*
01/09	L	61-79	LIU BROOKLYN*
01/11	L	71-75	FAIRLEIGH DICKINSON*
01/13	L	57-66	CCSU*
01/16	L	48-68	UMBC*
01/18	L	53-74	at Wagner*
01/21	L	67-72	at Mount St. Mary's*
01/23	L	58-62	at UMBC*
01/28	L	59-75	at LIU Brooklyn*
02/01	W	66-61	WAGNER*
02/04	W	75-71	MOUNT ST. MARY'S*
02/06	W	69-66	at CCSU*
02/08	W	85-61	at Quinnipiac*
02/11	L	39-56	at Fairleigh Dickinson*
02/13	L	70-72	ROBERT MORRIS*
02/17	W	94-82	SAINT FRANCIS (PA.)*

* - Northeast Conference game

1999-2000 (12-16, 9-9 NEC)

DAVE CALLOWAY

HOME: 7-5 • ROAD: 5-9 • NEUTRAL: 0-2

11/20	L	35-37	at Princeton
11/23	L	46-67	at Miami (Fla.)
11/30	W	81-69	DREXEL
12/03	L	45-61	vs. Columbia%
12/04	L	47-63	at Nebraska%
12/06	L	62-69	at DePaul
12/11	W	61-49	ALBANY
12/18	W	58-52	RIDER
12/22	L	77-83	at Saint Peter's
01/08	L	58-63	MOUNT ST. MARY'S*
01/10	W	58-57	UMBC*
01/15	W	66-59	at Wagner*
01/17	W	70-55	at Sacred Heart*
01/19	W	52-49	FAIRLEIGH DICKINSON*
01/22	L	67-73	at St. Francis Brooklyn*
01/24	W	69-44	at LIU Brooklyn*

01/29	L	50-59 (ot)	QUINNIPIAC*
01/31	L	58-76	CCSU*
02/03	W	41-40	SAINT FRANCIS (PA.)*
02/05	L	59-66 (ot)	ROBERT MORRIS*
02/10	L	51-64	at CCSU*
02/12	L	52-71	at Quinnipiac*
02/17	W	64-53	LIU BROOKLYN*
02/19	L	70-82	ST. FRANCIS BROOKLYN*
02/22	W	52-51	at Fairleigh Dickinson*
02/24	L	56-64	at Mount St. Mary's*
02/26	W	49-40	at UMBC*
03/03	L	70-86	vs. St. Francis Brooklyn\$

* - Northeast Conference game
 % - Ameritas Classic (Lincoln, Neb.)
 \$ - NEC Quarterfinals (Trenton, N.J.)

2000-01 (21-10, 15-5 NEC)

DAVE CALLOWAY

HOME: 10-2 • ROAD: 8-7 • NEUTRAL: 3-1

2001 NEC TOURNAMENT CHAMPIONS

11/21	L	63-65	at Rider
11/25	W	71-59	PRINCETON
11/27	L	61-66	at Drexel
11/30	W	68-54	at Sacred Heart*
12/02	W	87-73	WAGNER*
12/07	W	64-54	LIU BROOKLYN*
12/09	W	61-52	at Albany
12/16	W	79-50	SAINT PETER'S
12/28	L	70-81	at UNLV
12/30	L	69-95	at Gonzaga
01/04	L	63-65	FAIRLEIGH DICKINSON*
01/06	W	69-53	SAINT FRANCIS (PA.)*
01/08	W	78-56	ROBERT MORRIS*
01/13	W	62-57	at Wagner*
01/15	W	73-58	QUINNIPIAC*
01/19	L	62-72	at CCSU*
01/25	L	80-86	at St. Francis Brooklyn*
01/27	W	74-50	at Fairleigh Dickinson*
01/29	W	81-56	SACRED HEART*
02/01	W	84-66	at LIU Brooklyn*
02/04	W	86-77	ST. FRANCIS BROOKLYN*
02/08	W	62-60	at Saint Francis (Pa.)*
02/10	W	69-65	at Robert Morris*
02/15	L	67-69	at Mount St. Mary's*
02/19	W	76-71	at Quinnipiac*
02/22	L	69-79	UMBC*
02/24	W	76-63	MOUNT ST. MARY'S*
03/03	W	71-59	vs. Fairleigh Dickinson#
03/04	W	67-54	vs. UMBC&
03/05	W	67-64	vs. St. Francis Brooklyn%
03/15	L	52-95	vs. Duke\$

* - Northeast Conference game
 # - NEC Quarterfinal (Trenton, N.J.)
 & - NEC Semifinal (Trenton, N.J.)
 % - NEC Final (Trenton, N.J.)
 \$ - NCAA East Regional (Greensboro, N.C.)

2001-02 (18-12, 14-6 NEC)

DAVE CALLOWAY

HOME: 8-4 • ROAD: 8-6 • NEUTRAL: 2-2

11/17	W	50-45	RIDER
11/23	W	64-61	vs. Akron%
11/24	W	81-67	vs. Vanderbilt%
11/25	L	48-85	vs. Notre Dame%
11/29	L	51-72	at Seton Hall
12/01	W	69-65	WAGNER*
12/08	L	70-76	at Princeton
12/11	L	55-91	at Maryland
12/14	W	69-61	at Saint Peter's
12/16	L	69-96	SACRED HEART*
12/29	L	54-79	#22 GONZAGA
01/04	W	73-57	at LIU Brooklyn*
01/06	W	86-71	at St. Francis Brooklyn*
01/10	W	75-63	MOUNT ST. MARY'S*
01/12	L	72-75	UMBC*
01/16	L	61-69	at Wagner*
01/19	W	57-55	SAINT FRANCIS (PA.)*
01/23	L	42-50	at CCSU*
01/26	W	78-73 (ot)	at UMBC*
01/28	W	84-60	at Mount St. Mary's*
02/02	W	84-74	LIU BROOKLYN*
02/04	W	83-62	at Fairleigh Dickinson*
02/07	W	95-88	at Quinnipiac*



02/09 L 62-63 (ot) CCSU*
 02/14 W 60-43 at Saint Francis (Pa.)*
 02/16 L 63-69 at Robert Morris*
 02/20 W 88-71 QUINNIPIAC*
 02/23 L 75-68 ST. FRANCIS BROOKLYN*
 02/25 W 73-63 FAIRLEIGH DICKINSON*
 03/01 L 61-71 vs. St. Francis Brooklyn#

* - Northeast Conference game
 % - Hawai'i Pacific Thanksgiving Classic (Honolulu, Hawai'i)
 # - NEC Quarterfinal (Staten Island, N.Y.)

2002-03 (15-13, 13-5 NEC)

DAVE CALLOWAY

HOME: 6-6 • ROAD: 9-5 • NEUTRAL: 0-2

11/23 L 61-66 at Rider
 11/30 L 68-73 DREXEL
 12/03 L 57-60 PRINCETON
 12/07 W 70-57 at Hofstra
 12/12 L 57-67 at Seton Hall
 12/14 L 63-72 SAINT PETER'S
 12/29 L 64-73 at Kansas State
 12/31 W 64-61 at UMKC
 01/04 W 75-72 at Fairleigh Dickinson*
 01/09 W 75-74 at LIU Brooklyn*
 01/11 W 80-76 ST. FRANCIS BROOKLYN*
 01/18 L 54-98 vs. Pennsylvania&
 01/20 L 45-63 WAGNER*
 01/23 W 65-55 at Sacred Heart*
 01/25 W 79-59 QUINNIPIAC*
 01/27 W 71-66 CCSU*
 02/01 W 58-42 at Mount St. Mary's*
 02/03 W 80-74 at UMBC*
 02/06 W 73-53 SACRED HEART*
 02/08 L 53-62 at Wagner*
 02/13 L 71-81 at St. Francis Brooklyn*
 02/15 W 78-70 LIU BROOKLYN*
 02/17 W 68-59 (ot) FAIRLEIGH DICKINSON*
 02/20 W 72-70 at Saint Francis (Pa.)*
 02/22 W 69-67 at Robert Morris*
 02/27 L 68-76 SAINT FRANCIS (PA.)*
 03/01 L 59-69 ROBERT MORRIS*
 03/08 L 51-63 vs. Fairleigh Dickinson#

* - Northeast Conference game
 & - Asbury Park (N.J.) Convention Center
 # - NEC Quarterfinal (Staten Island, N.Y.)

2003-04 (21-12, 12-6 NEC)

DAVE CALLOWAY

HOME: 13-0 • ROAD: 4-10 • NEUTRAL: 4-2

2004 NEC REGULAR SEASON CHAMPIONS

2004 NEC TOURNAMENT CHAMPIONS

11/21 W 69-65 vs. Appalachian State^
 11/23 L 50-60 vs. Boston College^
 11/24 W 64-52 vs. Hampton^
 11/29 L 63-76 at Saint Peter's
 12/02 W 89-76 at Siena
 12/06 L 75-78 (ot) at Rutgers
 12/10 W 87-79 HOFSTRA
 12/13 W 82-67 UMKC
 12/28 W 64-59 RIDER
 12/30 L 61-88 at Seton Hall
 01/07 L 52-67 at Princeton
 01/10 W 70-67 at Wagner*
 01/12 W 74-61 SACRED HEART*
 01/15 W 72-69 at St. Francis Brooklyn*
 01/17 W 74-64 SAINT FRANCIS (PA.)*
 01/19 W 75-67 ROBERT MORRIS*
 01/22 L 79-85 at LIU Brooklyn*
 01/24 L 63-75 at Quinnipiac*
 01/31 W 78-61 CCSU*
 02/05 L 54-73 at CCSU*
 02/07 W 89-78 QUINNIPIAC*
 02/09 W 60-58 FAIRLEIGH DICKINSON*
 02/12 W 57-46 MOUNT ST. MARY'S*
 02/16 L 63-70 at Sacred Heart*
 02/19 W 63-55 LONG ISLAND*
 02/21 W 68-58 at Robert Morris*
 02/23 L 64-86 at Fairleigh Dickinson*
 02/27 W 87-72 ST. FRANCIS BROOKLYN*
 03/01 L 62-68 at Mount St. Mary's*
 03/06 W 64-52 vs. Mount St. Mary's#
 03/07 W 62-45 vs. Robert Morris&
 03/10 W 67-55 CCSU%

03/19 L 52-85 vs. Mississippi State\$

* - Northeast Conference game
 ^ - Paradise Jam (St. Thomas, U.S. VI)
 # - NEC Quarterfinal (Staten Island, N.Y.)
 & - NEC Semifinal (Staten Island, N.Y.)
 % - NEC Final (West Long Branch, N.J.)
 \$ - NCAA Atlanta Regional (Orlando, Fla.)

2004-05 (16-13, 14-4 NEC)

DAVE CALLOWAY

HOME: 9-5 • ROAD: 7-8 • NEUTRAL: 0-0

2005 NEC REGULAR SEASON CHAMPIONS

11/20 L 70-83 at Loyola Marymount
 11/22 L 65-69 at San Diego State
 11/27 W 66-65 SAINT PETER'S
 11/30 L 61-78 at Rider
 12/02 L 50-70 at Seton Hall
 12/07 L 50-70 at Villanova
 12/12 L 52-56 PRINCETON
 12/18 L 47-76 at Drexel
 12/30 W 67-49 SACRED HEART*
 01/02 L 59-60 SIENA
 01/05 W 83-61 at Wagner*
 01/09 W 74-71 at Quinnipiac*
 01/15 W 69-57 at LIU Brooklyn*
 01/24 W 70-53 CCSU*
 01/26 W 77-73 ST. FRANCIS BROOKLYN*
 01/29 W 64-56 at Fairleigh Dickinson*
 01/31 L 41-44 at Sacred Heart*
 02/03 W 75-65 LIU BROOKLYN*
 02/05 W 78-66 ROBERT MORRIS*
 02/08 W 91-81 QUINNIPIAC*
 02/10 L 57-65 at Saint Francis (Pa.)*
 02/12 W 67-53 at Robert Morris*
 02/16 W 67-62 MOUNT ST. MARY'S*
 02/18 L 58-62 FAIRLEIGH DICKINSON*
 02/20 L 53-60 WAGNER*
 02/25 W 56-55 at CCSU*
 02/28 W 64-56 at St. Francis Brooklyn*
 03/03 W 54-53 CCSU#
 03/06 L 60-63 WAGNER%

* - Northeast Conference game
 # - NEC Quarterfinal (West Long Branch, N.J.)
 % - NEC Semifinal (West Long Branch, N.J.)

2005-06 (19-15, 12-6 NEC)

DAVE CALLOWAY

HOME: 8-4 • ROAD: 9-8 • NEUTRAL: 2-3

2006 NEC TOURNAMENT CHAMPIONS

11/21 L 66-70 at San Francisco
 11/24 W 80-68 vs. Southern Illinois^
 11/25 L 56-62 vs. South Carolina^
 11/26 L 54-62 vs. Oral Roberts^
 12/03 L 67-75 RIDER
 12/06 L 60-73 at Saint Peter's
 12/08 L 45-61 at Seton Hall
 12/12 L 57-71 at Lehigh
 12/14 W 41-21 at Princeton
 12/18 W 73-64 SACRED HEART*
 12/28 W 56-54 at Hartford
 12/31 L 49-53 DREXEL
 01/03 W 66-59 at St. Francis Brooklyn*
 01/05 L 75-87 ROBERT MORRIS*
 01/07 W 55-53 SAINT FRANCIS (PA.)*
 01/12 W 61-57 at CCSU*
 01/14 W 85-82 (2ot) at Quinnipiac*
 01/19 L 54-64 MOUNT ST. MARY'S*
 01/21 W 80-74 (ot) QUINNIPIAC*
 01/26 L 65-73 at Robert Morris*
 01/28 W 74-56 at Saint Francis (Pa.)*
 02/04 W 63-48 CCSU*
 02/06 W 74-58 at Wagner*
 02/11 L 72-78 at LIU Brooklyn*
 02/13 W 61-55 WAGNER*
 02/18 L 69-75 at Mount St. Mary's*
 02/20 W 96-89 (2ot) FAIRLEIGH DICKINSON*
 02/25 W 74-68 ST. FRANCIS BROOKLYN*
 02/27 L 62-79 at Fairleigh Dickinson*
 03/02 W 74-63 LIU BROOKLYN#
 03/05 W 62-48 at CCSU&
 03/08 W 49-48 at Fairleigh Dickinson%
 03/14 W 71-49 vs. Hampton\$
 03/17 L 45-58 vs. Villanova+

* - Northeast Conference game
 ^ - Carrs/Safeway Great Alaska Shootout
 # - NEC Quarterfinal (West Long Branch, N.J.)
 & - NEC Semifinal (New Britain, Conn.)
 % - NEC Final (Hackensack, N.J.)
 \$ - NCAA Opening Round (Dayton, Ohio)
 + - NCAA Minneapolis Regional (Philadelphia, Pa.)

2006-07 (12-18, 7-11 NEC)

DAVE CALLOWAY

HOME: 8-5 • ROAD: 3-12 • NEUTRAL: 1-1

11/10 L 40-54 at Old Dominion^
 11/11 L 65-77 vs. Clemson^
 11/12 W 69-67 (ot) vs. Arkansas State^
 11/18 L 80-89 at Houston
 11/20 L 54-71 at Texas A&M-Corpus Christi
 11/25 W 51-50 SAINT PETER'S
 11/28 L 66-80 at Penn
 11/30 W 67-66 at Rider
 12/04 L 49-83 at Seton Hall
 12/07 L 71-74 LIU BROOKLYN*
 12/09 L 75-76 HARTFORD
 12/29 W 67-39 LEHIGH
 12/31 W 81-53 LOYOLA MARYMOUNT
 01/04 W 69-58 WAGNER*
 01/06 W 62-56 MOUNT ST. MARY'S*
 01/11 L 57-74 at Sacred Heart*
 01/13 L 51-71 at Quinnipiac*
 01/20 L 46-49 at CCSU*
 01/22 L 57-69 at St. Francis Brooklyn*
 01/25 W 71-66 SAINT FRANCIS (PA.)*
 01/27 W 76-68 ROBERT MORRIS*
 02/03 W 69-60 ST. FRANCIS BROOKLYN*
 02/05 L 63-64 at Fairleigh Dickinson*
 02/08 W 70-63 at Wagner*
 02/12 L 71-84 FAIRLEIGH DICKINSON*
 02/15 L 65-70 CCSU*
 02/17 W 61-60 at Mount St. Mary's*
 02/20 L 78-82 at LIU Brooklyn*
 02/23 L 75-82 SACRED HEART*
 02/26 L 62-73 at Saint Francis (Pa.)*

* - Northeast Conference game
 ^ - Cox Communications Classic (Norfolk, Va.)

2007-08 (7-24, 4-14 NEC)

DAVE CALLOWAY

HOME: 2-11 • ROAD: 3-12 • NEUTRAL: 2-1

11/09 L 60-63 at Colgate
 11/11 L 81-89 (ot) at Seton Hall
 11/16 L 33-76 vs. Notre Dame^
 11/17 W 59-50 vs. Wichita State^
 11/19 W 58-56 (ot) vs. Charlotte^
 11/28 L 62-72 at Saint Peter's
 12/02 L 53-80 SACRED HEART*
 12/08 L 61-69 PENN
 12/11 L 53-67 at Hartford
 12/15 L 55-76 RIDER
 12/23 L 57-62 FLORIDA ATLANTIC
 12/28 L 39-56 at Lehigh
 12/30 W 59-50 PRINCETON
 01/03 L 44-59 at Robert Morris*
 01/05 W 51-50 at Saint Francis (Pa.)*
 01/10 L 62-77 WAGNER*
 01/12 L 58-71 QUINNIPIAC*
 01/17 L 63-73 CCSU*
 01/19 W 62-60 (ot) at St. Francis Brooklyn*
 01/25 L 66-70 FAIRLEIGH DICKINSON*
 01/31 L 60-61 ROBERT MORRIS*
 02/02 L 66-70 (ot) at LIU Brooklyn*
 02/07 L 62-74 at Sacred Heart*
 02/09 L 66-76 MOUNT ST. MARY'S*
 02/16 L 61-68 at Wagner*
 02/18 W 66-58 at Fairleigh Dickinson*
 02/21 L 60-62 at Quinnipiac*
 02/23 L 65-75 LIU BROOKLYN*
 02/28 W 73-64 SAINT FRANCIS (PA.)*
 03/01 L 67-81 at Mount St. Mary's*
 03/06 L 50-64 at Robert Morris#

* - Northeast Conference game
 ^ - 2007 Paradise Jam (St. Thomas, USVI)
 # - NEC Quarterfinal (Moon Township, Pa.)

2008-09 (8-23, 6-12 NEC)

DAVE CALLOWAY

HOME: 6-8 • ROAD: 1-14 • NEUTRAL: 1-1

11/14	L	69-72	at Florida Atlantic
11/17	L	61-80	at FIU
11/20	L	62-85	RHODE ISLAND%
11/22	L	62-83	at Penn
11/25	L	48-71	at Villanova&
11/28	L	48-71	vs. Niagara^
11/29	W	55-47	vs. NJIT^
12/02	L	78-101	at Seton Hall
12/06	L	51-65	at Quinnipiac*
12/08	L	67-71	FAIRLEIGH DICKINSON*
12/10	L	54-66	at Rider
12/13	L	53-54	COLGATE
12/19	W	65-47	SAINT PETER'S
12/21	L	71-80	LEHIGH
01/03	W	70-56	SACRED HEART*
01/05	W	58-47	CCSU*
01/08	L	62-73	at St. Francis Brooklyn*
01/17	W	74-63	QUINNIPIAC*
01/19	L	55-64	at Fairleigh Dickinson*
01/22	W	74-73	LIU BROOKLYN*
01/24	L	52-70	at Mount St. Mary's*
01/29	L	51-65	at Saint Francis (Pa.)*
01/31	L	62-75	at Robert Morris*
02/05	L	71-83	BRYANT
02/07	L	77-82	ST. FRANCIS BROOKLYN*
02/12	L	57-74	at LIU Brooklyn*
02/14	L	62-72	MOUNT ST. MARY'S*
02/19	W	60-57	ROBERT MORRIS*
02/21	L	61-83	at Sacred Heart*
02/26	W	75-67	at CCSU*
02/28	L	60-91	WAGNER*

* - Northeast Conference game
 % - 2008 Philly Hoop Classic (West Long Branch, N.J.)
 & - 2008 Philly Hoop Classic (Villanova, Pa.)
 ^ - 2008 Philly Hoop Classic (at the Palestra)

2009-10 (12-19, 8-10 NEC)

DAVE CALLOWAY

HOME: 8-6 • ROAD: 4-11 • NEUTRAL: 0-2

11/13	W	99-70	FIU
11/15	L	72-87	SETON HALL
11/17	L	34-58	at Saint Peter's
11/23	L	74-86	at Lehigh
11/27	W	75-73	at Wyoming^
11/28	L	73-82	vs. Pepperdine^
11/29	L	56-59	vs. Hampton^
12/05	L	73-81	at Sacred Heart*
12/09	L	52-66	at Rutgers
12/12	W	80-75	PENN
12/16	L	42-46	at Princeton
12/19	L	63-70	RIDER
12/23	W	65-51	TEXAS A&M-CORPUS CHRISTI
01/02	W	72-60	QUINNIPIAC*
01/07	W	55-42	CCSU*
01/09	W	67-62	BRYANT*
01/14	W	69-40	at Saint Francis (Pa.)*
01/16	L	67-78	at Robert Morris*
01/21	W	63-53	SAINT FRANCIS (PA.)*
01/23	L	53-66	ROBERT MORRIS*
01/28	L	44-66	at CCSU*
01/30	W	50-46	at Bryant*
02/04	L	69-75	at Fairleigh Dickinson*
02/06	L	65-71	FAIRLEIGH DICKINSON*
02/11	L	42-69	MOUNT ST. MARY'S*
02/13	W	76-67	WAGNER*
02/18	W	51-49	at St. Francis Brooklyn*
02/20	L	74-83	at LIU Brooklyn*
02/25	L	63-82	at Quinnipiac*
02/27	L	63-68	SACRED HEART*
03/04	L	75-84	at Quinnipiac#

* - Northeast Conference game
 ^ - World Vision Challenge (Laramie, Wyo.)
 # - NEC Quarterfinal (Hamden, Conn.)

2010-11 (9-21, 5-13 NEC)

DAVE CALLOWAY

HOME: 5-10 • ROAD: 2-11 • NEUTRAL: 2-0

11/16	L	49-51	STONY BROOK
11/19	W	69-68	LEHIGH

11/27	L	50-54 (ot)	at CCSU*
11/29	L	53-69	at Davidson
12/03	W	64-63	vs. Eastern Michigan^
12/04	L	66-69	at Idaho^
12/05	W	57-52	vs. North Dakota^
12/08	L	61-64	PRINCETON
12/11	W	78-74 (2ot)	HARTFORD
12/15	L	54-74	at Rider
12/18	L	56-79	RUTGERS
12/22	L	36-76	#8 VILLANOVA
12/29	L	69-74	at Harvard
01/03	W	66-57	BRYANT*
01/06	L	70-72	QUINNIPIAC*
01/08	L	65-80	SACRED HEART*
01/13	L	54-70	at Saint Francis (Pa.)*
01/15	L	57-60	at Robert Morris*
01/20	L	47-66	CENTRAL CONNECTICUT*
01/22	W	81-76 (ot)	at Bryant*
01/27	L	61-62	ST. FRANCIS BROOKLYN*
01/29	L	69-74	LIU BROOKLYN*
02/03	L	54-56	at Mount St. Mary's*
02/05	L	60-63	at Wagner*
02/09	W	68-57	FAIRLEIGH DICKINSON*
02/12	W	62-51	at Fairleigh Dickinson*
02/17	W	57-51	SAINT FRANCIS (PA.)*
02/19	L	60-62	ROBERT MORRIS*
02/24	L	59-64	at Quinnipiac*
02/26	L	66-88	at Sacred Heart*

* - Northeast Conference game
 ^ - Basketball Travelers Classic (Moscow, Idaho)



KING RICE
 2011- (7 seasons)
 Overall Record: 117-112

2011-12 (12-20, 10-8 NEC)

KING RICE

HOME: 7-5 • ROAD: 5-12 • NEUTRAL: 0-3

11/11	L	70-106	at Villanova
11/14	L	46-91	at Virginia Tech%
11/15	L	39-71	vs. George Mason%
11/21	L	49-85	vs. Albany^
11/22	L	71-79	vs. Brown^
11/25	L	73-95	at #22 Vanderbilt
12/01	L	49-71	at Saint Francis (Pa.)*
12/03	L	51-69	at Robert Morris*
12/06	W	69-67	at Navy
12/10	W	80-65	Fordham
12/12	L	66-81	at Rutgers
12/22	L	62-74	RIDER
12/28	L	54-69	at Lafayette
01/01	L	65-102	at #6 North Carolina
01/05	W	73-59	MOUNT ST. MARY'S*
01/07	L	79-89	WAGNER*
01/10	L	61-70	#25 HARVARD
01/12	L	64-81	at St. Francis Brooklyn*
01/14	L	86-106	at LIU Brooklyn*
01/19	W	68-50	SAINT FRANCIS (PA.)*
01/21	L	73-81 (ot)	ROBERT MORRIS*
01/26	W	58-56 (ot)	at CCSU*
01/28	W	78-68	at Bryant*
02/02	W	63-56	SACRED HEART*
02/04	L	48-71	QUINNIPIAC*
02/08	W	75-62	at Fairleigh Dickinson*
02/11	L	82-68	FAIRLEIGH DICKINSON*
02/16	L	67-74	at Wagner*
02/18	W	68-66	at Mount St. Mary's*
02/23	W	79-73	ST. FRANCIS BROOKLYN*
02/25	W	106-78	LIU BROOKLYN*
03/01	L	68-87	at #3 Robert Morris#

* - Northeast Conference game
 % - NIT Season Tip Off First Round (Blacksburg, Va.)
 ^ - NIT Season Tip Off Second Round (Fairfax, Va.)

- NEC Quarterfinal (Moon Township, Pa.)

2012-13 (10-21, 5-13 NEC)

KING RICE

HOME: 5-8 • ROAD: 3-13 • NEUTRAL: 2-0

11/09	W	91-62	HOFSTRA
11/12	L	57-84	at #20 Notre Dame%
11/17	L	62-65	at Rider
11/19	L	49-62	at Georgia State^
11/20	W	73-71	vs. South Alabama^
11/21	W	81-70	vs. Tennessee State^
11/26	W	65-60	LAFAYETTE
12/03	W	77-65	at Binghamton
12/05	L	66-85	NAVY
12/08	L	56-108	at #4 Syracuse
12/12	L	38-71	at Maryland
12/22	L	56-83	VILLANOVA
12/31	L	71-82	at Fordham
01/03	L	56-60	at Wagner*
01/05	L	59-71	at Mount St. Mary's*
01/10	W	65-60	SAINT FRANCIS (PA.)*
01/12	L	55-70	ROBERT MORRIS*
01/17	W	71-67	at St. Francis Brooklyn*
01/19	L	66-75	at LIU Brooklyn*
01/24	W	73-54	FAIRLEIGH DICKINSON*
01/26	L	68-82	at Sacred Heart*
01/31	L	58-78	CCSU*
02/02	L	62-77	BRYANT*
02/07	L	63-79	at Quinnipiac*
02/10	W	80-76	at Fairleigh Dickinson*
02/14	L	66-80	LIU BROOKLYN*
02/16	W	73-64	ST. FRANCIS BROOKLYN*
02/21	L	65-77	at Robert Morris*
02/23	L	68-70	at Saint Francis*
02/28	L	63-77	MOUNT ST. MARY'S*
03/02	L	57-67	WAGNER*

* - Northeast Conference game
 % - Coaches vs. Cancer Classic (South Bend, Ind.)
 ^ - Coaches vs. Cancer Classic (Atlanta, Ga.)

2013-14 (11-21, 5-15 MAAC)

KING RICE

HOME: 8-8 • ROAD: 3-12 • NEUTRAL: 0-1

11/08	W	88-84	at Hofstra
11/12	L	73-79	PENN
11/18	L	66-82	at Seton Hall
11/22	L	54-64	at St. John's%
11/26	L	52-84	at Penn State%
11/29	W	81-79	MISS. VALLEY STATE^
11/30	W	76-61	NORTH CAROLINA A&T^
12/05	L	83-89	RIDER*
12/08	L	66-75	at Manhattan*
12/10	W	73-58	at St. Francis Brooklyn
12/14	W	74-46	BINGHAMTON
12/21	W	87-78	FORDHAM
12/30	L	52-59	WAGNER
01/02	W	63-59	SIENA*
01/04	L	77-94	QUINNIPIAC*
01/10	W	85-74	at Niagara*
01/12	L	67-87	at Canisius*
01/16	L	61-70	at Quinnipiac*
01/19	W	83-82	CANISIUS*
01/23	W	63-60	FAIRFIELD*
01/26	L	71-77 (ot)	at Rider*
01/30	L	73-75	at Marist*
02/04	L	71-89	IONA*
02/07	L	56-60	at Fairfield*
02/09	L	50-61	at Saint Peter's*
02/14	L	70-89	at Iona*
02/16	L	92-96 (2ot)	MARIST*
02/19	L	61-75	MANHATTAN*
02/22	L	51-61	SAINT PETER'S*
02/28	W	75-50	NIAGARA*
03/02	L	54-70	at Siena*
03/06	L	60-71	vs. #8 Rider#

* - Metro Atlantic Athletic Conference game
 % - Barclays Center Classic
 ^ - Barclays Center Classic (West Long Branch)
 # - MAAC First Round (Springfield, Mass.)

**2014-15 (18-15, 13-7 MAAC)****KING RICE****HOME: 8-7 • ROAD: 9-7 • NEUTRAL: 1-1**

11/14	L	54-64	at West Virginia
11/21	W	73-50	BETHUNE-COOKMAN%
11/22	W	65-50	CENTRAL CONNECTICUT%
11/23	L	75-79 (ot)	TOWSON%
11/28	L	56-61	at Maryland%
11/30	L	51-63	at SMU
12/04	W	57-50	at Marist*
12/07	W	92-89	IONA*
12/10	L	58-68 (ot)	at Fordham
12/20	W	74-66	at Wagner
12/23	L	46-71	ST. FRANCIS BROOKLYN
12/28	L	58-59	RUTGERS
01/02	W	73-68	at Canisius*
01/04	W	66-50	at Niagara*
01/09	L	64-68	QUINNIPIAC*
01/12	W	55-54	at Rider*
01/14	L	61-62 (ot)	SAINT PETER'S*
01/18	W	77-70	FAIRFIELD*
01/21	W	71-56	at Penn
01/23	W	69-58	NIAGARA*
01/25	L	64-71	at Manhattan*
01/30	W	60-59	at Fairfield*
02/01	L	76-87	MANHATTAN*
02/05	L	52-72	at Quinnipiac*
02/08	W	44-40	CANISIUS*
02/14	W	83-64	at Siena*
02/16	W	69-65	MARIST*
02/19	W	63-58	at Saint Peter's*
02/22	L	68-69	at Iona*
02/26	L	60-63	RIDER*
03/01	W	63-57	SIENA*
03/07	W	60-54	vs. #5 Canisius#
03/08	L	77-95	vs. #1 Iona#

* - Metro Atlantic Athletic Conference game
 % - CBE Hall of Fame Classic
 # - MAAC Tournament (Albany, NY)

2015-16 (28-8, 17-3 MAAC)**KING RICE****HOME: 11-2 • ROAD: 13-4 • NEUTRAL: 4-2**

11/13	W	84-81 (ot)	at UCLA
11/16	L	90-101	at USC
11/21	W	82-74	at Drexel
11/26	W	70-68	vs. #17 Notre Dame%
11/27	L	70-73	vs. Dayton%
11/29	W	83-73	vs. USC%
12/04	L	86-96	at Canisius*
12/06	W	56-42	at Niagara*
12/13	W	73-54	WAGNER
12/15	W	83-68	at Georgetown
12/20	W	73-67	at Rutgers
12/23	W	78-69	at Cornell
12/28	L	84-91	at Army West Point
01/04	W	81-66	CANISIUS*
01/09	W	88-74	QUINNIPIAC*
01/11	W	86-74	at Fairfield*
01/15	W	110-102	at Iona*
01/18	W	85-69	SIENA*
01/21	L	71-78	at Manhattan*
01/24	W	83-72	MARIST*
01/28	W	66-51	at Quinnipiac*
01/30	W	73-57	SAINT PETER'S*
02/01	W	93-87	at Siena*
02/05	W	91-67	FAIRFIELD*
02/09	W	87-61	at Marist*
02/12	W	79-78	at Rider*
02/15	W	79-70	MANHATTAN*
02/19	L	67-83	IONA*
02/21	W	82-75 (ot)	at Saint Peter's*
02/26	W	79-58	RIDER*
02/28	W	77-68	NIAGARA*
03/04	W	59-48	vs. Rider#
03/06	W	76-63	vs. Fairfield#
03/07	L	76-79	vs. Iona#
03/16	W	90-80	BUCKNELL^
03/21	L	87-71	GEORGE WASHINGTON^

* - Metro Atlantic Athletic Conference game
 # - MAAC Tournament (Albany, NY)
 ^ - National Invitation Tournament game

2016-17 (27-7, 18-2 MAAC)**KING RICE****HOME: 13-2 • ROAD: 12-5 • NEUTRAL: 2-0**

11/11	W	78-65	DREXEL
11/15	L	69-70 (ot)	at South Carolina
11/18	L	50-71	at Syracuse
11/22	W	76-61	CORNELL
11/26	W	86-62	vs. South Carolina State%
11/27	W	80-77	at Holy Cross%
12/01	W	91-72	at Quinnipiac*
12/04	W	94-88	CANISIUS*
12/06	W	81-71	at Wagner
12/10	W	81-71	ARMY WEST POINT
12/20	W	96-90	PRINCETON
12/28	L	74-102	at North Carolina
12/31	L	90-93	RIDER*
01/02	L	61-71	at Saint Peter's*
01/06	W	92-74	IONA*
01/08	W	71-64	MARIST*
01/14	W	90-83	at Niagara*
01/16	W	76-72	CANISIUS*
01/20	W	82-71	MANHATTAN*
01/22	W	91-49	FAIRFIELD*
01/27	W	95-76	QUINNIPIAC*
01/30	W	83-71	at Marist*
02/03	W	71-70 (ot)	SAINT PETER'S*
02/06	W	74-69	at Rider*
02/10	W	62-58	at Manhattan*
02/13	W	102-82	at Siena*
02/16	W	93-75	NIAGARA*
02/21	W	82-62	at Fairfield*
02/24	W	77-73	SIENA*
02/26	W	79-73	at Iona*
03/03	W	84-59	vs. #9 Niagara#
03/05	L	85-89	vs. #4 Siena#
03/14	L	83-91	#5 OLE MISS^

* - Metro Atlantic Athletic Conference game
 % - Brooklyn Hoops Holiday Invitational
 # - MAAC Tournament (Albany, NY)
 ^ - National Invitation Tournament game

2017-18 (11-20, 7-11 MAAC)**KING RICE****HOME: 6-6 • ROAD: 4-12 • NEUTRAL: 1-2**

11/10	W	79-78	BUCKNELL
11/12	L	65-75	at #23 Seton Hall^
11/14	W	80-72	at Lehigh
11/19	L	53-73	at Virginia^
11/22	L	51-62	at UNC Asheville
11/25	L	96-101 (4ot)	PENN
11/27	W	81-73	ALBANY
12/02	L	81-84 (ot)	at UConn
12/06	L	84-85	HOFSTRA
12/09	L	76-93	vs. #8/7 Kentucky%
12/12	L	58-69	at Princeton
12/22	W	85-64	at Yale
12/28	L	76-78	at Quinnipiac*
12/31	L	64-77	at Saint Peter's*
01/05	W	77-66	MANHATTAN*
01/12	L	77-78	at Niagara*
01/14	L	79-94	at Canisius*
01/19	L	73-76	IONA*
01/25	W	67-56	SIENA*
01/27	W	91-78	vs. Marist!*
01/29	L	85-92	at Rider*
02/02	L	78-79	FAIRFIELD*
02/04	L	91-96	NIAGARA*
02/08	W	72-50	at Iona*
02/10	L	76-93	at Manhattan*
02/13	W	73-57	SAINT PETER'S*
02/16	L	60-78	CANISIUS*
02/18	W	93-89 (3ot)	at Siena*
02/22	W	91-77	RIDER*
02/24	L	66-69	at Fairfield*
03/01	L	58-60	vs. #9 Saint Peter's#

^ - Preseason NIT
 % - Game played at Madison Square Garden
 * - Metro Atlantic Athletic Conference game
 # - MAAC Tournament (Albany, NY)
 ! - Game played at Nassau Coliseum

2018-19 (14-21, 10-8 MAAC)**KING RICE****HOME: 6-6 • ROAD: 5-11 • NEUTRAL: 3-4**

11/06	L	62-85	LEHIGH
11/09	L	74-87	at Colgate
11/12	L	63-78	at Saint Joseph's
11/15	L	53-71	vs. RV/#13 West Virginia^
11/16	L	53-64	vs. Valparaiso^
11/18	L	63-87	vs. Cal State Fullerton^
11/24	L	57-60	PRINCETON
11/28	L	44-90	at #10/9 Kentucky
12/01	L	43-65	at Bucknell
12/05	L	73-75	at Hofstra
12/08	L	63-82	at Albany
12/20	L	58-66	YALE
12/31	W	76-74 (ot)	at Penn
01/03	L	84-103	at Iona*
01/05	W	61-44	SAINT PETER'S*
01/10	L	83-89 [2ot]	at Quinnipiac*
01/12	W	65-49	MANHATTAN*
01/14	W	63-60 [ot]	at Siena*
01/17	W	74-57	FAIRFIELD*
01/20	W	83-81	IONA*
01/24	L	66-80	at Canisius*
01/26	L	48-75	at Niagara*
01/31	W	66-55	SIENA*
02/02	W	75-71	RIDER*
02/07	W	53-51	at Saint Peter's*
02/09	W	61-49	at Fairfield*
02/15	L	72-81	at Rider*
02/17	L	67-75	MARIST*
02/22	L	59-60	CANISIUS*
02/24	L	56-68	QUINNIPIAC*
03/01	W	62-54	at Manhattan*
03/07	W	76-72	vs. #11 Niagara#
03/09	W	98-92	vs. #3 Quinnipiac#
03/10	W	73-59	vs. #2 Canisius#
03/11	L	60-81	vs. #1 Iona#

^ - Myrtle Beach Invitational
 * - Metro Atlantic Athletic Conference game
 # - MAAC Tournament (Albany, NY)

2019-20 (18-13, 12-8 MAAC)**KING RICE****HOME: 11-2 • ROAD: 6-10 • NEUTRAL: 1-1**

11/05	W	66-62	at Lehigh
11/09	L	74-94	at Hofstra
11/13	L	54-73	at Kansas State^
11/15	L	57-112	at #5 Kansas
11/18	L	50-63	at Pittsburgh^
11/22	W	71-40	vs. Kennesaw State %
11/23	L	55-63	vs. Stetson %
11/26	W	80-63	RADFORD ^
11/27	W	75-71	NORFOLK STATE ^
12/10	W	67-66	at Princeton
12/21	W	72-70	ALBANY
1/3	L	72-75	at Siena *
1/5	W	73-61	IONA *
1/10	W	84-65	CANISIUS *
1/12	L	70-84	at Quinnipiac*
1/16	W	74-66	MARIST *
1/18	W	65-58	at Manhattan *
1/24	W	82-71	NIAGARA *
1/26	W	94-88	at Iona *
1/29	L	63-66	at Saint Peter's *
2/2	W	90-84	RIDER *
2/4	L	53-55	at Fairfield *
2/9	L	69-81	SAINT PETER'S *
2/14	W	85-71	at Canisius *
2/16	L	72-77	at Niagara *
2/21	W	65-61 [ot]	at Marist *
2/23	W	89-78	QUINNIPIAC *
2/28	L	67-79	at Rider *
3/1	W	80-60	MANHATTAN *
3/4	W	69-45	FAIRFIELD *
3/6	L	72-86	SIENA *
3/12	-	-	#5 Quinnipiac #

^ - Fort Myers Tip-Off
 % - MAAC/ASUN Challenge (Orlando, FL)
 * - Metro Atlantic Athletic Conference game
 # - MAAC Tournament (Atlantic City, NJ)
 canceled due to COVID-19 pandemic



2020-21 (12-8, 12-6 MAAC)

KING RICE

HOME: 7-2 • ROAD: 5-5 • NEUTRAL: 0-1

2021 MAAC REGULAR SEASON CHAMPIONS

12/15	L	88-96	HOFSTRA
12/18	W	78-76	SAINT PETER'S*
12/19	L	76-78	SAINT PETER'S*
12/27	W	84-66	CANISIUS*
12/28	W	97-96	CANISIUS*
01/03	L	77-78	at Siena*
01/04	L	62-76	at Siena*
01/09	W	80-64	MARIST*
01/10	W	72-62	MARIST*
01/15	W	92-80 (ot)	QUINNIPIAC*
01/16	W	70-63	QUINNIPIAC*
01/29	W	77-67	at Niagara*
01/30	L	74-83	at Niagara*
02/05	W	70-65	MANHATTAN*
02/06	W	71-69 (ot)	MANHATTAN*
02/19	L	86-91	at Iona*
02/20	L	65-88	at Iona*
03/04	W	77-74 (ot)	at Rider*
03/05	W	65-62	at Rider*
03/10	L	60-79	vs. #7 Fairfield#

* - Metro Atlantic Athletic Conference game
- MAAC Tournament (Atlantic City, NJ)

NOTE: 2020-21 season was played with an abbreviated schedule due to ongoing COVID-19 pandemic. Monmouth had games at Maryland (12/1) and vs. St. Francis Brooklyn (12/4) as well as two vs. Fairfield (2/26, 2/27) canceled due to COVID-19 protocols.

2021-22 (21-13, 11-9 MAAC)

KING RICE

HOME: 9-5 • ROAD: 10-7 • NEUTRAL: 2-1

11/09	L	66-68	at Charlotte
11/13	W	79-71	at Towson
11/16	W	85-75	LEHIGH
11/20	W	87-75	at Saint Joseph's
11/24	W	76-64	PRINCETON
11/27	W	61-59	at Cincinnati
12/03	W	57-49	at Niagara*
12/05	W	79-65	at Canisius*
12/09	L	83-88	at St. John's%
12/12	W	56-52	at Pitt%
12/14	W	69-60	at Yale
12/19	W	77-66	COLGATE%
12/22	L	71-77	HOFSTRA
1/14	L	62-67	at Saint Peter's*
1/16	L	48-84	at Marist*
1/18	L	85-86 (ot)	IONA*
1/20	W	61-58	at Fairfield*
1/23	W	78-72	MANHATTAN*
1/28	W	72-67	CANISIUS*
1/30	L	69-70 (ot)	NIAGARA*
2/4	W	59-56	FAIRFIELD*
2/6	W	76-63	at Quinnipiac*
2/8	L	58-83	MARIST*
2/11	W	75-65	at Manhattan*
2/13	L	62-70	at Iona*
2/18	W	60-58	RIDER*
2/22	W	71-59	SIENA*
2/25	L	65-70	SAINT PETER'S*
2/27	L	59-70	at Siena*
3/3	W	75-72	QUINNIPIAC*
3/5	L	65-74	at Rider*
3/10	W	61-58	vs. #5 Niagara#
3/11	W	72-68	vs. #9 Rider#
3/12	L	54-60	vs. #2 Saint Peter's#

* - Metro Atlantic Athletic Conference game
- MAAC Tournament (Atlantic City, NJ)
% - Gotham Classic (campus sites)

2022-23 (7-26, 5-13 CAA)

KING RICE

HOME: 3-10 • ROAD: 3-15 • NEUTRAL: 1-1

11/09	L	52-79	at Seton Hall
11/11	L	42-89	at #18/18 Virginia%
11/14	L	65-103	at #19/20 Illinois%
11/17	L	59-64	NORFOLK STATE%
11/21	L	66-85	at Colgate
11/25	L	63-81	CORNELL

11/27	L	76-80	at Lehigh
11/30	L	62-88	at Rider
12/04	W	76-69	at Manhattan
12/10	L	54-91	at Princeton
12/12	L	71-86	at Syracuse
12/17	L	46-80	CHARLOTTE
12/22	L	44-76	YALE
12/28	L	55-68	UNC WILMINGTON*
1/5	L	56-67	STONY BROOK*
1/7	L	35-67	at Drexel*
1/11	L	57-77	at Hofstra*
1/14	L	48-68	at Towson*
1/19	L	55-69	#18/21 CHARLESTON*
1/21	L	66-83	HAMPTON*
1/26	L	49-52	at UNC Wilmington*
1/28	W	79-64	at North Carolina A&T*
2/2	W	70-62	DELAWARE*
2/4	W	69-67	DREXEL*
2/8	W	61-54	at Stony Brook*
2/11	L	57-86	HOFSTRA*
2/13	W	85-71	NORTH CAROLINA A&T*
2/16	L	62-77	at Northeastern*
2/18	L	68-75	ELON*
2/23	L	81-86	at Hampton*
2/25	L	62-74	at William & Mary*
3/3	W	100-64	vs. #12 Hampton#
3/4	L	45-64	vs. #5 Drexel#

* - Colonial Athletic Association conference game
- CAA Tournament (Washington, DC)
% - Continental Tires Classic (campus sites)



In-Season Tournaments

1983-1984
OLDE FAYETTEVILLE CLASSIC
Fayetteville, NC
Campbell 71, Monmouth 69
UNC-Wilmington 46, Monmouth 41
MONMOUTH COAST CITIES CLASSIC
West Long Branch, NJ
Monmouth 79, U.S. International 62
Baptist 70, Monmouth 59
1985-1986
MONMOUTH COAST CITIES CLASSIC
West Long Branch, NJ
Monmouth 53, St. Francis (N.Y.) 51
Monmouth 60, Utica 51
1986-1987
MONMOUTH COAST CITIES CLASSIC
West Long Branch, NJ
Fordham 81, Monmouth 68
Illinois-Chicago 89, Monmouth 80
TCBY TIPOFF
Little Rock, AR
Alabama-Birmingham 86, Monmouth 73
Baptist 79, Monmouth 56
1987-1988
WBUD CLASSIC
Lawrenceville, NJ
UMBC 69, Monmouth 60
Lehigh 72, Monmouth 59
1988-1989
MONMOUTH COAST CITIES CLASSIC
West Long Branch, NJ
Monmouth 59, Colgate 58
Monmouth 61, Manhattan 48
1989-1990
LOBO CLASSIC
Albuquerque, NM
Monmouth 76, Western Michigan 72
New Mexico 69, Monmouth 63
FOREST INDUSTRIES CLASSIC
Missoula, MT
Montana 56, Monmouth 53
E. Tennessee St. 79, Monmouth 67
1990-1991
ST. JOHN'S LAPCHICK TOURNAMENT
Jamaica, NY
St. John's 85, Monmouth 60
Monmouth 64, Davidson 55
UAB CLASSIC
Birmingham, AL
Monmouth 62, UAB 60
Washington State 74, Monmouth 67
ALBERTSON'S CHRISTMAS CLASSIC
Boise, ID
Boise St. 58, Monmouth 40
Monmouth 66, Northeastern 59
1991-1992
STETSON HATTER CLASSIC
Tampa, FL
Monmouth 68, Murray State 67
Monmouth 87, Stetson 68
1992-1993
MET LIFE CLASSIC
San Francisco, CA
Monmouth 73, Western Illinois 60
San Francisco 98, Monmouth 66
1993-1994
GAUCHO CLASSIC
Santa Barbara, CA
Monmouth 59, Hofstra 49
UC Santa Barbara 71, Monmouth 61
CESSNA CLASSIC
Wichita, KS
Wichita 65, Monmouth 59
Arkansas St. 63, Monmouth 49
1994-1995
COWBOY SHOOTOUT
Casper, WY

Wyoming 52, Monmouth 47
Monmouth 71, St. Joseph's 62
1996-1997
USF SPORTS FOUNDATION CLASSIC
Tampa, FL
South Florida 66, Monmouth 57
Monmouth 75, Loyola (Md.) 69
1997-1998
MET LIFE CLASSIC
San Francisco, CA
San Francisco 85, Monmouth 36
Samford 57, Monmouth 51
MSU HOLIDAY CLASSIC
Bozeman, MT
San Diego 64, Monmouth 63
Monmouth 72, Miss. Valley State 66
1999-2000
AMERITAS CLASSIC
Lincoln, NE
Columbia 45, Monmouth 61
Nebraska 47, Monmouth 63
2001-2002
HAWAII PACIFIC
THANKSGIVING CLASSIC
Honolulu, HI
Monmouth 64, Akron 61
Monmouth 81, Vanderbilt 67
Notre Dame 85, Monmouth 48
2003-2004
UNIVERSITY OF THE VIRGIN ISLANDS PARADISE JAM
Charlotte Amalie, St. Thomas, USVI
Monmouth 69, Appalachian State 65
Boston College 60, Monmouth 50
Monmouth 64, Hampton 52
2005-2006
CARRS/SAFEWAY GREAT ALASKA SHOOTOUT
Anchorage, AK
Monmouth 80, Southern Illinois 68
South Carolina 62, Monmouth 56
Oral Roberts 62, Monmouth 54
2006-2007
COX COMMUNICATIONS CLASSIC
Norfolk, VA
Old Dominion 54, Monmouth 40
Clemson 77, Monmouth 65
Monmouth 69, Arkansas State 67 (ot)
2007-2008
UNIVERSITY OF THE VIRGIN ISLANDS
PARADISE JAM
St. Thomas, USVI
Notre Dame 76, Monmouth 33
Monmouth 59, Wichita State 50
Monmouth 58, Charlotte 56 (ot)
2008-2009
2008 PHILLY HOOP GROUP CLASSIC
Rhode Island 85, Monmouth 62
Villanova 71, Monmouth 48
Niagara 71, Monmouth 48
Monmouth 55, NJIT 47
2009-2010
WORLD VISION BASKETBALL CHALLENGE
Laramie, WY
Monmouth 75, Wyoming 73
Pepperdine 82, Monmouth 73
Hampton 59, Monmouth 56
2010-2011
BASKETBALL TRAVELERS CLASSIC
Moscow, ID
Monmouth 64, Eastern Michigan 63
Idaho 69, Monmouth 66
Monmouth 57, North Dakota 52
2011-2012
DICK'S SPORTING GOODS NIT SEASON TIP-OFF
Blacksburg, VA - First Round
Virginia Tech 91, Monmouth 46
George Mason 71, Monmouth 39
Fairfax, Virginia - Second Round
Albany 85, Monmouth 49

Brown 79, Monmouth 71
2012-2013
COACHES VS. CANCER CLASSIC
South Bend, IN - Host Round
No. 20 Notre Dame 84, Monmouth 57
Atlanta, GA - Sub-Host Round
Georgia State 62, Monmouth 49
Monmouth 73, South Alabama 71
Monmouth 81, Tennessee State 70
2013-2014
BARCLAYS CENTER CLASSIC
presented by Continental Tire
St. John's 64, Monmouth 54
Penn State 84, Monmouth 52
Monmouth 81, Mississippi Valley State 79
Monmouth 76, North Carolina A&T 61
2014-2015
CBE HALL OF FAME CLASSIC
West Long Branch, NJ / College Park, MD
Monmouth 73, Bethune-Cookman 50
Monmouth 65, Central Connecticut 50
Towson 79, Monmouth 75 (ot)
Maryland 61, Monmouth 56
2015-2016
ADVOCARE INVITATIONAL
Los Angeles, CA / Orlando, FL
USC 101, Monmouth 90
Monmouth 70, #17 Notre Dame 68
Dayton 73, Monmouth 70
Monmouth 83, USC 73
2016-2017
BROOKLYN HOOPS HOLIDAY INVITATIONAL
COLUMBIA, SC / WORCESTER, MA
South Carolina 70, Monmouth 69 [OT]
Monmouth 86, South Carolina State 62
Monmouth 80, Holy Cross 77
2017-2018
PRESEASON NIT
NEWARK, NJ / CHARLOTTESVILLE, VA/ASHEVILLE, NC
Seton Hall 75, Monmouth 65
Virginia 73, Monmouth 53
UNC Asheville 62, Monmouth 51
2018-2019
MYRTLE BEACH INVITATIONAL
CONWAY, SC
#RV/13 West Virginia 71, Monmouth 53
Valparaiso 64, Monmouth 53
Cal State Fullerton 87, Monmouth 63
2018-2019
MYRTLE BEACH INVITATIONAL
CONWAY, SC
#RV/13 West Virginia 71, Monmouth 53
Valparaiso 64, Monmouth 53
Cal State Fullerton 87, Monmouth 63
2019-2020
FORT MYERS TIP-OFF
MANHATTAN, KS/PITTSBURGH, PA/WEST LONG BRANCH, NJ
Kansas State 73, Monmouth 54
Pittsburgh 63, Monmouth 50
Monmouth 80, Radford 63
Monmouth 75, Norfolk State 71
2020-2021
NO IN-SEASON TOURNAMENT - COVID-19 PANDEMIC
2021-2022
GOTHAM CLASSIC
QUEENS, NY/PITTSBURGH, PA/WEST LONG BRANCH, NJ
St. Johns 88, Monmouth 83
Monmouth 56, Pitt 52
Monmouth 77, Colgate 66
2022-2023
CONTINENTAL TIRE CLASSIC
CHARLOTTESVILLE, VA/CHAMPAIGN, IL/WEST LONG BRANCH, NJ
Virginia 89, Monmouth 42
Illinois 103, Monmouth 65
Norfolk State 64, Monmouth 59



OPPONENT	W-L	BEGAN	LAST MTG	OPPONENT	W-L	BEGAN	LAST MTG	OPPONENT	W-L	BEGAN	LAST MTG
Adelphi	2-4	1963-64	1977	Illinois	0-1	2022-23	11/14/22	Rutgers-Newark	21-3	1958-59	1982
Akron	1-0	2001-02	11/23/01	Illinois-Chicago	0-1	1986-87	11/29/86	Sacred Heart	10-14	1998-99	01/26/13
Alabama-Birmingham (UAB)	1-1	1986-87	12/14/90	Indiana (Pa.)	1-0	1981-82	1981	Saint Francis (Ind.)	1-0	1967-68	1968
Albany	4-2	1999-00	12/21/19	Inter-American	1-1	1961-62	1971	Saint Francis	35-21	1984-85	02/23/13
American	1-1	1984-85	12/07/85	Iona	8-15	1982-83	02/13/22	Saint Joseph's (Maine)	2-0	1972-73	1973
American International	0-1	1978-79	1978	Iowa	0-1	1989-90	12/30/89	Saint Joseph's (Pa.)	2-1	1994-95	11/20/21
Appalachian State	1-0	2003-04	11/21/03	Jacksonville	1-2	1988-89	12/20/97	Saint Michael's (Vt.)	0-2	1977-78	1977
Arkansas State	1-1	1993-94	11/12/06	Jersey City State	22-14	1960-61	1981	Saint Peter's	16-31	1963-64	03/12/22
Army West Point	7-3	1988-89	12/10/16	Kansas	0-1	2019-20	11/15/19	Samford	0-1	1997-98	12/06/97
Asheville-Biltmore	1-0	1968-69	1969	Kansas State	0-2	2002-03	11/13/19	San Diego	0-1	1997-98	12/29/97
Assumption	2-0	1979-80	1981	Kean	7-3	1956-57	1981	San Diego State	0-1	2004-05	11/22/04
Augusta	0-1	1969-70	1970	Kennesaw State	1-0	2019-20	11/22/2019	San Francisco	0-3	1992-93	11/21/05
Baptist	0-4	1983-84	12/13/86	Kentucky	0-2	2018-19	11/28/18	Scranton	1-0	1974-75	1974
Bentley	2-0	1967-68	1968	King's (N.Y.)	27-6	1956-57	1967	Seton Hall	0-14	1983-84	11/9/22
Bethune-Cookman	1-0	2014-15	11/21/14	King's (Pa.)	4-6	1967-68	1978	Seton Hall-Paterson	8-2	1958-59	1963
Binghamton	2-0	2012-13	12/14/13	Lafayette	1-1	2011-12	11/26/12	Shelton	6-0	1958-59	1961
Biscayne	3-3	1968-69	1979	Lakehurst Naval Air	2-0	1959-60	1960	Shepherd	1-1	1975-76	1976
Bishop	1-0	1967-68	1968	La Salle	0-3	1983-84	11/26/85	Siena	13-9	1979-80	02/27/22
Bloomfield	26-8	1957-58	1977	Lehigh	5-7	1987-88	11/27/22	Southampton	19-8	1964-65	01/28/84
Bloomsburg	3-2	1974-75	1982	LIU Brooklyn	31-34	1956-57	02/14/13	Southeastern	4-0	1967-68	1970
Boise State	0-1	1990-91	12/28/90	Longwood	1-0	1981-82	1982	Southern Illinois	1-0	2005-06	11/24/05
Boston College	0-2	1998-99	11/23/03	Loyola (Md.)	6-5	1985-86	12/28/96	Southern Methodist	0-1	2014-15	11/30/14
Boston State	1-0	1968-69	1968	Loyola Marymount	1-1	2004-05	12/31/06	South Alabama	1-0	2012-13	11/20/12
Brooklyn	2-3	1982-83	02/18/85	Lynchburg	1-0	1975-76	1976	South Carolina	0-2	2005-06	11/15/16
Brooklyn Poly	1-0	1960-61	1960	Manhattan	15-9	1988-89	12/4/22	South Carolina State	1-0	2016-17	11/26/17
Brown	0-1	2011-12	11/22/11	Mansfield	1-0	1981-82	1981	South Florida	0-2	1983-84	12/27/96
Bryant	5-2	2008-09	02/02/13	Marist	44-24	1962-63	02/08/22	St. Francis Brooklyn	37-23	1984-85	12/23/14
Bucknell	2-1	2015-16	12/01/18	Marquette	0-1	1995-96	03/14/96	St. John's	0-4	1985-86	12/09/21
Buffalo	1-0	1981-82	1981	Maryland	0-4	1988-89	11/28/14	Staten Island	1-0	1978-79	1979
Caldwell	1-0	1987-88	11/30/87	UMBC	7-6	1978-79	02/03/03	Stetson	1-2	1971-72	11/23/19
Cal State Fullerton	0-1	2018-19	11/18/18	UMES	0-1	1983-84	01/19/84	Stony Brook	1-2	2010-11	2/8/23
California-Santa Barbara	0-1	1993-94	12/04/93	Marymount (Kan.)	0-1	1974-75	1975	SUNY-Purchase	1-0	1985-86	12/04/85
Calvin	0-1	1972-73	1972	Massachusetts	0-1	1982-83	1982	Syracuse	0-3	2012-13	12/12/22
Campbell	1-1	1983-84	12/15/83	Mayaguez (P.R.)	1-0	1961-62	1962	Temple	0-1	1982-83	1983
Canisius	14-6	2013-14	1/28/22	Medgar Evers	3-0	1980-81	11/25/88	Tennessee State	1-0	2012-13	11/21/12
Catholic	2-1	1971-72	1977	Memphis	1-0	2016-17	12/13/16	Texas A&M-Corpus Christi	1-1	2006-07	12/23/09
CCNY	2-0	1968-69	01/04/86	Mercy	4-0	1981-82	01/17/87	Towson	1-3	1982-83	1/14/23
Central Connecticut	18-15	1988-89	11/22/14	Merrimack	1-0	1978-79	1978	Trenton State	18-6	1961-62	1981
Central Florida	0-1	1987-88	02/06/88	Messiah	2-0	1967-68	1968	UCLA	1-0	2015-16	11/13/15
Central State (Ohio)	1-0	1968-69	1969	Miami (Fla.)	1-1	1987-88	11/23/99	UNC Asheville	0-1	2017-18	11/22/17
Charleston	0-1	2022-23	1/19/23	Middlebury	1-0	1965-66	1965	Upsala	7-2	1958-59	01/29/85
Charlotte	1-2	2007-08	12/17/22	Midwestern	0-1	1965-66	1966	USC (Southern California)	1-1	2015-16	11/29/15
Cheyney State	1-5	1967-68	1982	Mississippi State	0-1	2003-04	03/19/04	U.S. International	1-0	1983-84	12/09/83
Clarion	0-1	1980-81	1981	Mississippi Valley State	2-0	1997-98	11/29/13	Utica	1-2	1983-84	02/11/85
Clemson	0-1	2006-07	11/11/06	UMKC	2-0	2002-03	12/13/03	Valparaiso	0-1	2018-19	11/16/18
Cincinnati	1-0	2021-22	11/27/21	Missouri Western	0-1	1973-74	1974	Vanderbilt	1-1	2001-02	11/25/11
Colgate	2-4	1988-89	11/21/22	Montana	0-1	1989-90	12/08/89	Vermont	2-2	1983-84	11/24/91
Columbia	0-1	1999-00	12/03/99	Montclair State	20-14	1958-59	1981	Villanova	0-9	1981-82	12/22/12
Connecticut	0-1	2017-18	12/02/17	Moravian	2-1	1975-76	1977	Virginia	0-2	2017-18	11/11/22
Cooper Union	3-0	1956-57	1960	Morgan State	1-0	1984-85	01/12/85	Virginia Tech	0-1	2011-12	11/14/11
Coppin State	4-0	1962-63	12/11/87	Mount St. Mary's	23-32	1973-74	02/28/13	Wake Forest	0-1	1983-84	02/22/84
Cornell	2-1	2015-16	11/25/22	Murray State	1-0	1991-92	12/06/91	Wagner	35-25	1984-85	12/06/16
C.W. Post	15-9	1957-58	1983	Navy	1-1	2011-12	12/05/12	Washington State	0-1	1990-91	12/15/90
Davidson	1-1	1990-91	11/29/10	Nebraska	0-1	1999-00	12/04/99	Western Illinois	1-0	1992-93	12/03/92
Dayton	0-1	2015-16	11/27/15	Nevada-Las Vegas (UNLV)	0-1	2000-01	12/28/00	Western Michigan	1-0	1989-90	11/04/89
Delaware	6-3	1986-87	2/2/23	New Hampshire	2-1	1990-91	12/14/91	Western New England	1-1	1968-69	1969
Delaware State	4-2	1965-66	01/24/85	New Hampshire College	1-0	1981-82	1981	Westminster	0-1	1967-68	1968
Delaware Valley	3-0	1963-64	1966	New Haven	8-3	1967-68	1977	West Virginia	0-2	2014-15	11/15/18
DePaul	0-2	1986-87	12/06/99	NJIT	16-2	1956-57	11/29/08	Wheeling	0-1	1976-77	1976
District of Columbia	0-1	1982-83	1982	New Mexico	0-1	1989-90	11/24/90	Wichita State	1-1	1993-94	11/17/07
Dominican	1-0	1970-71	1971	New Orleans	0-1	1992-93	12/31/92	Widener	2-4	1972-73	1978
Drexel	4-11	1993-94	3/4/23	New Paltz	2-1	1983-84	1980	William & Mary	0-1	2022-23	2/25/23
Dowling	13-4	1972-73	01/08/87	New York Tech	3-5	1976-77	1982	William Paterson	14-3	1958-59	12/04/86
Drew	2-0	1979-80	11/29/88	Niagara	14-7	2008-09	03/10/22	Wilmington	1-0	1981-82	1981
Duke	0-2	1995-96	03/15/01	Norfolk State	1-1	2019-20	11/17/22	Windsor	0-1	1963-64	1963
East Stroudsburg	1-0	1977-78	1977	North Carolina	0-2	2011-12	12/28/16	Wyoming	1-1	1994-95	11/27/09
East Tennessee State	0-1	1989-90	12/09/89	North Carolina A&T	3-0	2013-14	2/13/23	Yale	2-2	2018-19	12/22/22
Eastern Michigan	1-0	2010-11	12/03/10	North Carolina State	0-2	1985-86	12/27/88	Yeshiva	4-0	1965-66	1968
Eastern Seminary	2-0	1957-58	1957	North Carolina-Wilmington	0-3	1983-84	1/26/23				
Edinboro State	0-1	1981-82	1982	North Dakota	1-0	2010-11	12/05/10				
Elon	0-1	2022-23	2/18/23	Northeastern	2-2	1990-91	2/16/23				
Fairfield	13-7	1994-95	2/04/22	Notre Dame	1-4	1996-97	11/26/15				
Fairleigh Dickinson	32-38	1972-73	02/10/13	Old Dominion	0-1	2006-07	11/10/06				
FDU-Madison	14-1	1960-61	1978	Ole Miss	0-1	2016-17	03/14/17				
Federal City	1-0	1972-73	1973	Oneonta State	1-1	1960-61	1961				
Florida Atlantic	0-2	2007-08	11/14/08	Oral Roberts	0-1	2005-06	11/26/05				
Florida International	1-1	2008-09	11/13/09	Pace	14-0	1964-65	1983				
Florida Tech	1-0	1969-70	1970	Pennsylvania	3-6	2002-03	12/31/18				
Florida State	0-2	1983-84	02/02/88	Pennsylvania Military	1-0	1970-71	1970				
Fordham	2-4	1985-86	12/10/14	Penn State	0-2	1997-98	11/26/13				
Fort Allen (PR)	1-0	1961-62	1962	Pepperdine	1-1	1989-90	11/28/09				
Fort Monmouth	0-2	1959-60	1960	Philadelphia Textile	4-11	1966-67	1981				
Franklin Pierce	1-0	1981-82	1981	Pittsburgh	1-1	2019-20	12/12/21				
George Mason	2-4	1982-83	11/15/11	Plattsburg State	0-1	1963-64	1964				
Georgetown	1-2	1982-83	12/15/15	Pratt	21-0	1964-65	12/02/87				
George Washington	0-5	1982-83	03/21/16	Princeton	7-14	1991-92	12/10/22				
Georgia State	0-1	2012-13	11/19/12	Princeton Seminary	1-1	1956-57	1958				
Georgia Tech	0-1	1984-85	01/17/85	Providence	0-1	1989-90	11/30/89				
Glassboro State	16-6	1959-60	1978	Puerto Rico	1-0	1970-71	1971				
Gonzaga	0-2	2000-01	12/29/01	Quinnipiac	23-23	1978-79	03/05/22				
Hampton	3-3	2003-04	3/3/23	Radford	1-0	2019-20	1/26/19				
Hartford	2-2	2005-06	12/11/10	Rhode Island	0-1	2008-09	11/20/08				
Hartwick	2-3	1971-72	1976	Rice	1-1	1991-92	01/02/93				
Harvard											

M All-Time Roster

Abrams, Mark	1961	Gill, George	1960-62
Ager, Jon (10)	2005-2006	Giraldo, John (10)	1992-96
Aidiets, Giedrius (55)	1994-97	Glezen, Jake (33)	2019-20
Albano, Corey (23)	1994-97	Goch, Howie	1961-64 (Mgr.)
Allen, Tahron (20)	2021-23	Gordon, Jack (21, 15)	1992-96
Alston, Marques (23)	2003-07	Gorra, Mike	1958
Altman, Neal	1963 (Mgr.)	Gould, Ron	1977
Ames, Herb	1974, 1980-81 (Mgr.)	Graziano, Tony	1967-69 (Mgr.)
Anderson, Jerome	1979	Green, Robert	1986
Anderson, Russ (45)	1999-2004	Greene, Terrance	1985-87
Andrews, Pete	1963-64, 1966	Griffin, Emory	1970
Ardis, Bill	1986-87	Groff, Dick	1958
Arledge, Wayne	1981	Gross, Trevon Jr.	
Arning, Hank	1962-64	Grosshandler, Henry	1963-66 (Mgr.)
Ashuck, Al	1965	Gruber, F.	1966 (Mgr.)
Auciello, Ray	2000-01	Gualitakis, Jim	1965 (Mgr.)
Ayers, Barry	1962	Guardino, T.	1965
Azzarelli, Tyler (3)	2003-06	Haas, John	1966-69
Baletic, Vuk (44)	2013-14	Haddad, Jay	1971
BALL, ANDREW (4)	2022-	Halicki, Ed	1969-72
Bangura, Alpha	1998-99	Hall, Melvin	1977-78
Barbour, George (21)	2007-10	Hallett, Corey (13)	2004-07
Barksdale, Mustafa (34)	1994-97	Hamilton, Blake (31)	2001-05
Barlow, Shawn (45)	2005-09	Hamlett, Troy (24)	2002-05
Barone, John	1967-70	Hammond, Deion (3)	2017-21
Barnes, Steve (4)	1993-94	Harper, Elton	1981
Barnes, Nick	2000	Harris, Mykel (15)	2011-12
Bates, Ricky	1982	Hassol, Chuck	1961-62 (Mgr.)
Bates, Loren	1972	Hayes, Margaret	1976 (Mgr.)
Bazaz, Steve (33)	2005-07	Hayes, Quin	1997-2000
Beckman, Bruce	1959-62	Hendryx, Julian	1984-86
Belcher, Chip	1968-70	Hennessey, Tom	1970-72
Bellamy, Woodrow	1978	Henry, Ken	1986-87
Bellinger, Ernie	1975-77	Herr, John	1958-59
Beni, Bob	1960	Herr, Paul	1963-64
Benner, R.	1965	Herbert, Rodney	2003-2006 (Mgr.)
Bennett, Al	1973-74	Hett, James (15)	2007-11
Benoit, Tim	1999-2000	Hickman, Bryan	1993
Berger, Bill	1966-68	Higgins, Brian	1991-94 (Mgr.)
Bittenbinder, Gerry	1962-64	Hill, Jack	1975-77
Bittenbinder, R.	1965	Hinnant, James	1986-88
Blackshear, Bill	1970	Holmes, Marc	1961
Blackwell, Alex (32)	1990-92	Holmes, Mike	1976-78
Blair, John	1978-81	HOLMSTROM, JACK (14)	2020-
Blakeney, Leigh	1957	Homan, Doug	1977-79
Blundo, Ralph	1992	Hornbeak, Je'lon (11)	2015-2017
Boff, Dave	1996	Howard, Vince	1985-86
Bonczekwski, Phil	2000-01	Hudson, Joe	1962
Bowman, Keith	1979	Ibiezugbe, Sam	2017-21
Boxler, Brian (15)	2003-04	Jackson, Kandace	1979 (Mgr.)
Brady, Chris (43)	2013-2017	James, Daniel (24)	2011-12
Bresin, Rich	1966-67	James, Michael Jr. (15)	2018-21
Bridgemohan, Steve (11)	1998-2002	James, Josh (0)	2013-2017
Brotman, Les	1967	Jennings, Bill	1967
Brown, Dave	1963-64	Johnson, Rahsaan (4)	1999-2002
Brown, Khalil (11)	2012-14	Johnson, Tyson (20)	2005-2006
Bunch, John (55)	2005-07	Jones, Deon (5)	2013-16
Burnett, Rawn	1978	Kaplan, Tom (5)	2000-04
Burns, John	1961	Keane, Jim	1989-90, 92
Burwell, Mike	1979	Kelly, Mark	1971-73
Butler, Dave	1973-74	Kelly, Michael	1983-85
Byer, Tom	1965-67	Kennedy, Brian	1988-90
Byfield, Dwayne (33)	2002-05	Kenny, Chris (35)	2002-2006
Caiccio, Paul	1958	Kenny, Michael	1975
Caldwell	1982	King, Darryl	1985-88 (Mgr.)
Calloway, Dave (12)	1988-91	King, Mike	1977-81
Calloway, Dave Jr. (14)	2018-19	Kinsella, Tom	1984
Campbell, Will (10)	2008-12	Klarman, M.	1957
Carter, Gary	1980-83	Kleber, Don	1971-74
Carter, Raheem	1998-2000	Knapp, Franny	1980 (Mgr.)
Cerminaro, Tony	1974	Kobb, Paul	1964, 1966
Chaput, Samuel (25)	2018-22	Kobb, Steve	1982
Chiera, Chris	1996	Kofane, Brice (1)	2014-15
Ciaccio, Dick	1959	Kornegay, Ron (22)	1966-69
Clanton, Rich	1968-70	Krayl, Jason (10)	2000-04
Clark, Mark	1980-83	Kruzits, Charles	2008-10 (Mgr.)
Clay, Troy	1984 (Mgr.)	Kryzanowski, George	1974-75
Coleman, Keith	1981-83		
Coleman, Whitney (5)	2005-10		
COLLINS, JACK (13)	2022-		
Collins, Sean	1997-2000		
Consovoy, Will	1993-96 (Mgr.)		
Courtney, Demitry (20)	1999-2001		
Cox, Gary (25)	2010-13		
Coy, Todd	2005-07 (Mgr.)		
Cozart, Mark	1982		
Crawford, Kevin	1998		
Crews, Rickie (12)	2006-07		
Crosby, Gerry (24)	1999-2001		
Crotty, Dick	1957-59		
CROWLEY, TADHG (15, 99)	2021-		
Cusick, Pete	1971-73		
Davis, Jordan (10)	2010-11		
Dawson, Warren	1991-92		
Deegan, J.	1964		
Delic, Dejan (1)	2003-07		
Delmoral, Mateo (11)	2020-22		
DeLorenzo, Mike (24)	2014-15		
DelTufo, Nick (31)	2007-11		
Devaney, James	1979		
DiLeo, Max (3)	2011-15		
Dix, Ernie	1987-88		
Dobriansky, Adam	2006-07		
Donlon, Bill	1975		
Dooley, Jay (21)	1999-2001		
Doran, Scott	1975-78		
Dowd, Hector	1957		
DOYLE, JAYDEN (1)	2021-		
D'Zio, Larry	1963		
Ebner, Ken	1984		
Eilenberg, Dave	1968-69		
Epstein, Dave	1987-90 (Mgr.)		
Erhardt, Jim (30)	1993-94		
FAGAN, SAM (30)	2021-		
Faig, Bill	1973		
Farrell, Tom	1962-64		
Faulkner, Aaron	1998-99		
Fay, Bill	1976-78		
Fekete, S.	1957		
Fermino, Joe	1998		
Finn, Dan	1978		
Fishbein, Bruce	1959-61		
Flynn, Pat (40)	1993-96		
Foster, Myles (5,0)	2020-23		
Foxworth, Ron	1978		
Franklin, Jeff (3)	1994-97		
Freeman, Tony	1978-79		
Freeman, Walt	1959		
Friedrich, Charles	1967		
Fromhartz, Jim	1989-92		
Gabriel, Gob (1)	2019-21		
Gaitley, Patrick (34, 2)	2006-10		
Galitkic, D.	1964		
Gallagher, Denis	1974-77		
Garner, Rich	1969		
Garriel	1957		
Garris, Harrie	1987-89		
Gates, Al	1965-66		
Gawler, Garry	1962		
Gaye, Julien	1999-2000		
Gecki, Don	1980-83		

Langford, Mark	1983-84
Lee, Quincy	1995-97
Lepre, J.	1965
Lewinski, Tom	1968-69
Lewis, William (21)	1989-92
Lillie, Bob	1962
Lynch, Kevin	1963, 1965
MacAllister, Robin	1963
Mackey, Ron	1981
Mackey, Tom	1980
Maier, John	1972
Maier, Rich	1970
Martin, Jose	1991-93
Martin, Melik (2)	2017-21
Martin, Tony	1973
Massa, Gary	1973-76
Matthews, Mike	1987-89
Mazich, Jim	1980-82
McBride, Mason (40)	1983-86
McBroom, William	1985-86
McCarthy, Sean	1973-75
McCatten, Pete	1963-64
McClary, Marcus (13)	2017-21
McClelland, Matt (44)	1993
McCormack, Al	1966
McDowell, Ron	1974-76
McIntyre, James	1966-69
McKay, Chuck	1989, 1991-92
McLaughlin, Greg	1983-85
Merlo, Marc	1974-75
Metzgar, Marty	1958-60
Mickens, Ba'shawn (2)	2014-15
Miller, Walker (4)	2021-22
Milton, Cameron (13)	1998-2002
Mischler, Walt (0)	1959-62
Moble, Harold	1988-91
Moore, Henry	1968-71
Morgan, Matt	1996-97
Moylan, Chris	1979-80
Muscillo, Vince	1962
Myers Keitt, Mike (20)	2008-12
Naimoli, Fred	1967-71 (Mgr.)
Nash, George	1965
Neary, Jack	1963-64
Nee, Patrick	1998
Nelson, Howard	1970-72
Nesmith, Dion (1)	2011-13
Nicholas, Andrew (13)	2011-15
Noack, Greg (4)	2013-2017
Nunner, Alex (2)	2005-09
Nyemchek, Brian	1988-91
O'Donnell, James	1983-84
O'Garro, Tyrone (14)	2012-14
Olenik, Keith	1997-2000 (Mgr.)
Ordino, Todd	1991 (Mgr.)
Owens, Brandon (12)	2001-05
Owens, Kevin (25)	1999-2003
Palm, Jalen (4, 2)	2012-14
Palmer, Remond	1987
Papas, George (11, 5)	2017-22
Partee, Andy	1989-92
Pass, Richie	1984-85
Paterno, Mike	1988
Pelligrino, Matt	1975-78 (Mgr.)
Perno, Mike	1997-98

Peters, Josh (42)	1992-1993
Pillari, Daniel (15)	2014-18
Pillari, Louie (24)	2015-20
Poland, Larry	1963-64
Pollito, Joe	1971-72
Potkay, Joe	1997-99
Pritchett, Matt (20, 12)	2010-11
Puentes, Will	1976-77, 1979
Quinn, Diago (32)	2015-19
Reardon, Jack	1958-61
Reynolds, Shavar (33)	2021-22
Rifkin, Bob	1965-66 (Mgr.)
Riley, Uriel	1998-99
Roberts, Debra	1975-76 (Mgr.)
Robertson, Keith	1980
Robinson, Justin (12)	2013-2017
Robinson, Tyler (3)	2015-16
Robinson, Kirk	1971
Rodriguez, Ramon	1985
Ross, Wilson	1983
Ruediger, Marcelo (45)	2103-14
Ruffus, Bob	1978-79
Rush, Jeff	1972-7
Russo, Nick	1978
Ruth, Myles (24)	2020-23
Rutherford, Nick (5)	2017-19
Rutledge, R.J. (23)	2007-11
Rutley, Darryl	1985
Rutty, Nikkei (21)	2018-22
Ryan, Sean (12)	1993-94
Salnave, Ray (5, 0)	2016-2020
Sanders, Fernando (32)	1986-89
SANDHU, AMAAN (33)	2022-
San Giacomo, G.	1965
Santaguida, Rocco	1979-82
Sarr, Pierre (1)	2015-18
Scarfo, John	1970-72
Schafer, Kevin (11)	2007-10
Schank, Richie	1960-61
Schatzman, Larry	1965
Schwarz, Ron	1967-69
Scott, Elizabeth	1975 (Mgr.)
Scott, Tony	1957
Seaborn, Micah (10)	2015-18
Seidman, Steve	1967-68
Shafer, Tom	1958, 1961
Shay, E.	1957
Shipman, Mike (10)	2005-07
Short, Kevin (3)	2001-02
Simpson, Yaniv (1)	2006-10
Skevin, Tom	1978
Smith, Art	1970
Smith, Charlie	1962
Smith, Don	1958
Smith, Doug	1983
Smith, Earl	1980-81
Smith, H	1964
Smith, Howard	1957, 1959
Smith, Mike	1990
Smith, Steve	1997-98
Snizek, Lou	1966-69
Socolow, Bruce	1960-61
Sofman, Justin (24)	2009-10
SPENCE, JAKARI (32, 3)	2021-
Stephen Spinella (23)	2012-13
Stanley, Mitch	2003-2006 (Mgr.)
Steele, Jesse (2)	2010-13
Steinberg, Jeff	1981 (Mgr.)
Stephens, Brent (34)	2003-04
Stewart, Collin (30)	2013-2017
Still, David	1987
Stokes, Glenn (5)	1994-95
Stout, Jesse	1981-83
Sturdivent, Greg	1981
Sturm, Alex	1989-92
Sullivan, J.	1965

Sunket, Gary	1967
Talley, Dwain	1975
Taylor, Lonnie	1979-82
Taylor, Travis (25)	2008-10
Terry, Bill	1975-77
Thomas, Deric	1985-88
Thompson, Don	1971-72
Thompson, John	1984
Tilghman, Austin (23)	2014-
Tillman, Zac (33)	2013-
Tillotson, Austin (23)	2011-12
Toatley, Donovann (11, 4)	2019-21
Tomaszewski, Ray	1958-59
Towns, Karl	1983-85
Traore, Mustapha (14, 4)	2016-20
Troth, Thomas	1957
Trueblood, Zachary	1984
Tucker, Robbie	1981
Ulasewich, George	1962
VanDinten, Chris	1985-86
VALENCIA, JARET	2022-
Varzandeh, Marmar	1979 (Mgr.)
Vaughan, Jarvis (10)	2019-23
Vileita, Gintas	1995-98
VUGA, KLEMEN (30, 35)	2020-
Wagenheim, Chad	1995-98 (Mgr.)
Wait, Phill (51)	2010-12
Waite, Ed (32)	2009-13
Walker, Tim	1996-99 (Mgr.)
Walling, Russell	1970-72
Walsh, B.	1965
Ware, Marcus (21)	2009-13
Wasielewski, Richard	1957
Warner, Tim	2002-05
Weinberg, Eric	1965-66
Weiss, Jarred	2005-09 (Mgr.)
West, Charles	1971-72
Weston, Richard	1998
White, Christian (10)	2012-14
Wiley, Don	1978-81
Williams, Andre	1998-99
Williams, Jerome	1982
Williams, Jerome	1984-86
Williams, Mark	1980
Williams, Maurice	1996-99
Williams, Rahim	1981
Wilson, Brent (34)	2004-2006
Wriedt, Steve	1991-93
Wright, Dan	1983-84
Wymbs, Robert	1976-77
Yoder, Jason	1998
Yoder, Jeff	1997-98
Youngblood, Jhamar (3)	2006-07
Ziemian, Steve	1991-92
Zowrotnak, J.	1964 (Mgr.)



1. JUSTIN ROBINSON • 2,003

No. 12 • 5-8 • 175 • G • Lake Katrine, NY / Kingston

Years	G	FG-FGA	FG%	3FG-3FGA	3FG%	FT-FTA	FT%	Pts.	Avg.
2013-14	28	70-185	.378	29-82	.354	31-41	.756	200	7.1
2014-15	33	139-331	.420	52-141	.369	111-140	.793	441	13.4
2015-16	36	214-488	.439	80-203	.394	185-219	.845	693	19.3
2016-17	34	212-508	.417	96-238	.403	149-174	.856	669	19.7
Total	131	635-1512	.420	257-664	.387	476-574	.829	2,003	15.3



t-2. ALEX BLACKWELL • 1,749

No. 32 • 6-7 • 235 • F • Toms River, N.J. / Oak Hill Academy


Years	G	FG-FGA	FG%	3FG-3FGA	3FG%	FT-FTA	FT%	Pts.	Avg.
1989-90	29	217-365	.595	0-0	.000	137-179	.765	571	19.7
1990-91	29	247-432	.572	0-0	.000	169-213	.793	663	22.9
1991-92	28	198-400	.495	4-14	.286	115-149	.772	515	18.4
Total	86	662-1197	.553	4-14	.286	421-541	.778	1,749	20.3



t-2. JOHN GIRALDO • 1,749

No. 10 • 5-11 • 180 • G • Guttenberg, N.J. / Marist

Years	G	FG-FGA	FG%	3FG-3FGA	3FG%	FT-FTA	FT%	Pts.	Avg.
1992-93	27	140-330	.424	43-117	.367	61-78	.782	384	14.2
1993-94	29	149-329	.453	46-116	.397	91-121	.752	435	15.0
1994-95	27	168-372	.452	54-127	.425	114-149	.765	504	18.7
1995-96	30	146-327	.446	61-134	.455	73-111	.658	426	14.2
Total	86	662-1197	.553	4-14	.286	421-541	.778	1,749	20.3



4. RAHSAAN JOHNSON • 1,628

No. 4 • 6-0 • 175 • G • Washington, D.C. / Gonzaga Prep

Years	G	FG-FGA	FG%	3FG-3FGA	3FG%	FT-FTA	FT%	Pts.	Avg.
1999-2000	27	166-397	.418	50-156	.321	97-121	.802	479	17.7
2000-01	31	191-474	.403	69-202	.342	142-185	.768	593	19.1
2001-02	29	197-441	.447	62-193	.321	100-131	.763	556	19.2
Total	87	554-1312	.422	181-551	.328	339-437	.776	1,628	18.7



5. DEION HAMMOND • 1,613

No. 3 • 6-4 • 200 • G • Mitchellville, MD / Riverdale Baptist School


Years	G	FG-FGA	FG%	3FG-3FGA	3FG%	FT-FTA	FT%	Pts.	Avg.
2017-18	31	123-299	.411	76-194	.392	49-73	.671	371	12.0
2018-19	34	135-354	.381	74-215	.344	56-77	.727	400	11.8
2019-20	31	174-421	.413	82-230	.357	76-95	.800	506	16.3
2020-21	20	107-288	.372	40-112	.357	82-110	.745	336	16.8
Total	116	539-1362	.396	272-751	.362	263-355	.741	1,613	13.9



6. COREY ALBANO • 1,599

No. 23 • 6-9 • 235 • F • Toms River, N.J. / Toms River South

Years	G	FG-FGA	FG%	3FG-3FGA	3FG%	FT-FTA	FT%	Pts.	Avg.
1993-94	29	59-153	.386	15-57	.263	33-61	.541	166	5.7
1994-95	27	132-292	.452	12-39	.308	83-110	.755	359	13.3
1995-96	30	185-326	.567	3-15	.200	142-197	.721	515	17.2
1996-97	29	205-367	.559	4-16	.250	145-198	.732	559	19.3
Total	115	581-1138	.511	34-127	.268	403-566	.712	1,599	13.9




7. WILLIAM LEWIS • 1,517		No. 21 • 6-5 • 175 • F • Bronx, N.Y. / Adlai Stevenson								
Years	G	FG-FGA	FG%	3FG-3FGA	3FG%	FT-FTA	FT%	Pts.	Avg.	
1988-89	28	96-176	.546	3-11	.273	38-47	.809	233	8.3	
1989-90	27	157-263	.597	21-35	.600	69-79	.873	404	15.0	
1990-91	28	157-302	.520	7-27	.259	91-101	.901	412	14.7	
1991-92	29	170-301	.565	9-19	.474	119-135	.881	468	16.1	
Total	112	580-1042	.557	40-92	.435	317-362	.876	1,517	13.5	



8. BLAKE HAMILTON • 1,433		No. 31 • 6-7 • 225 • F • Harrisburg, Pa. / Central Dauphin								
Years	G	FG-FGA	FG%	3FG-3FGA	3FG%	FT-FTA	FT%	Pts.	Avg.	
2001-02	29	38-82	.463	3-11	.273	33-56	.589	112	3.9	
2002-03	28	102-231	.442	8-33	.242	100-147	.680	312	11.1	
2003-04	33	160-356	.449	4-21	.190	214-280	.764	538	16.3	
2004-05	29	145-280	.518	0-8	.000	181-233	.777	471	16.2	
Total	119	445-949	.469	15-73	.205	528-716	.737	1,433	12.0	



9. DAVE CALLOWAY • 1,404		No. 12 • 6-3 • 185 • G • Williamstown, N.J. / St. Joseph's								
Years	G	FG-FGA	FG%	3FG-3FGA	3FG%	FT-FTA	FT%	Pts.	Avg.	
1987-88	29	89-202	.441	36-89	.405	48-60	.800	262	9.0	
1988-89	28	135-229	.590	48-82	.585	46-56	.821	364	13.0	
1989-90	29	150-332	.452	97-212	.458	32-35	.914	429	14.8	
1990-91	29	114-262	.435	79-184	.429	42-54	.778	349	12.0	
Total	115	488-1025	.476	260-567	.459	168-205	.819	1,404	12.2	



10. FERNANDO SANDERS • 1,356		No. 32 • 6-7 • 240 • C • Long Branch, N.J. / Long Branch								
Years	G	FG-FGA	FG%	3FG-3FGA	3FG%	FT-FTA	FT%	Pts.	Avg.	
1985-86	23	76-159	.478	-	-	21-38	.553	173	7.5	
1986-87	27	125-254	.492	-	-	53-73	.726	303	11.2	
1987-88	29	162-293	.553	0-0	.000	92-150	.613	416	14.4	
1988-89	27	194-347	.559	0-0	.000	76-132	.576	464	17.2	
Total	106	557-1053	.528	0-0	.000	242-393	.616	1,356	12.8	



11. DEON JONES • 1,229		No. 5 • 6-6 • 220 • G • Wilmington, DE /Sanford School/Towson								
Years	G	FG-FGA	FG%	3FG-3FGA	3FG%	FT-FTA	FT%	Pts.	Avg.	
2013-14	32	150-336	.446	27-81	.333	156-202	.772	483	15.1	
2014-15	33	139-301	.462	16-54	.296	129-159	.811	423	12.8	
2015-16	31	119-261	.456	16-43	.372	69-95	.726	323	10.4	
Total	96	408-898	.454	59-178	.331	354-456	.776	1,229	12.8	




12. WHITNEY COLEMAN • 1,203		No. 5 • 6-3 • 190 • G • Salem, Conn. / St. Thomas More								
Years	G	FG-FGA	FG%	3FG-3FGA	3FG%	FT-FTA	FT%	Pts.	Avg.	
2005-06	34	88-194	.454	25-58	.431	31-43	.721	232	6.8	
2006-07	30	102-234	.436	41-103	.398	28-40	.700	273	9.1	
2007-08	31	133-344	.387	42-151	.278	60-67	.896	368	11.9	
2008-09	1	2-5	.400	1-2	.500	4-4	1.000	9	9.0	
2009-10	31	111-293	.379	52-145	.359	47-60	.783	321	10.4	
Total	127	436-1070	.407	161-459	.351	170-214	.794	1,203	9.5	


13. ANDREW NICHOLAS • 1,180

No. 13 • 6-6 • 225 • G • Wrightsville, Pa. / Eastern York

Years	G	FG-FGA	FG%	3FG-3FGA	3FG%	FT-FTA	FT%	Pts.	Avg.
2011-12	28	94-242	.388	30-108	.278	29-51	.569	247	8.8
2012-13	18	91-242	.376	34-103	.330	35-47	.745	251	13.9
2013-14	32	165-421	.392	62-177	.350	64-90	.711	456	14.3
2014-15	29	81-224	.362	43-124	.347	21-30	.700	226	7.8
Total	107	431-1129	.382	169-512	.330	149-218	.683	1,180	11.0


14. DEJAN DELIC • 1,166

No. 1 • 6-6 • 200 • G • Belgrade, Serbia-Montenegro / Bridgeton Academy [Maine]

Years	G	FG-FGA	FG%	3FG-3FGA	3FG%	FT-FTA	FT%	Pts.	Avg.
2003-04	32	35-99	.354	27-84	.321	7-10	.700	104	3.2
2004-05	29	76-212	.358	56-169	.331	35-49	.714	243	8.4
2005-06	31	120-311	.386	67-204	.328	74-103	.718	381	12.3
2006-07	30	149-334	.446	80-210	.381	60-102	.588	438	14.6
Total	122	380-956	.397	230-667	.345	176-264	.667	1,166	9.6


15. GEORGE PAPAS • 1,150


No. 11/5 • 6-5 • 185 • G • Jersey City, NJ / Union Catholic

Years	G	FG-FGA	FG%	3FG-3FGA	3FG%	FT-FTA	FT%	Pts.	Avg.
2017-18	19	16-43	.372	13-34	.382	9-11	.818	54	2.8
2018-19	29	25-83	.301	15-66	.227	12-19	.632	77	2.7
2019-20	31	76-215	.353	49-151	.325	63-71	.887	264	8.5
2020-21	20	76-172	.442	47-120	.392	49-62	.790	248	12.4
2021-22	34	148-392	.378	103-292	.353	108-125	.864	507	14.9
Total	133	341-905	.377	227-663	.342	241-288	.837	1,150	8.6


16. RAY SALNAVE • 1,147


No. 0 • 6-3 • 205 • G • Elmont, NY / Benjamin N. Cardozo

Years	G	FG-FGA	FG%	3FG-3FGA	3FG%	FT-FTA	FT%	Pts.	Avg.
2017-18	30	82-200	.410	20-62	.323	109-145	.752	293	9.8
2018-19	34	134-327	.410	30-99	.303	106-138	.768	404	11.9
2019-20	31	133-336	.396	51-140	.364	133-157	.847	450	14.5
Total	95	349-863	.404	101-301	.336	348-440	.791	1,147	12.1


†-17. DWAYNE BYFIELD • 1,144

No. 33 • 6-2 • 175 • G • Elmont, N.Y. / St. Mary's

Years	G	FG-FGA	FG%	3FG-3FGA	3FG%	FT-FTA	FT%	Pts.	Avg.
2001-02	30	61-153	.399	43-110	.391	11-19	.579	176	5.9
2002-03	28	136-353	.385	73-197	.371	72-79	.911	417	14.9
2003-04	31	132-318	.415	65-156	.417	53-70	.757	382	12.3
2004-05	28	57-154	.370	33-91	.363	22-29	.759	169	6.0
Total	117	386-978	.395	214-554	.386	158-197	.802	1,144	9.8


†-17. MUSTAFA BARKSDALE • 1,144

No. 34 • 6-5 • 190 • G • Red Bank, N.J. / Red Bank Regional

Years	G	FG-FGA	FG%	3FG-3FGA	3FG%	FT-FTA	FT%	Pts.	Avg.
1993-94	27	41-86	.477	9-17	.529	31-38	.816	122	4.5
1994-95	27	121-238	.508	50-111	.450	67-74	.851	355	13.1
1995-96	30	102-234	.436	39-91	.374	49-70	.700	287	9.6
1996-97	27	128-248	.516	41-107	.383	83-100	.830	380	14.1
Total	111	392-806	.486	139-326	.426	230-282	.816	1,144	10.3



t-17. MICAH SEABORN • 1,144 No. 10 • 6-5 • 195 • G • Fort Worth, TX / Prime Prep Academy

Years	G	FG-FGA	FG%	3FG-3FGA	3FG%	FT-FTA	FT%	Pts.	Avg.
2015-16	36	160-377	.424	68-176	.386	86-102	.843	474	13.2
2016-17	32	141-379	.372	64-194	.330	77-93	.828	423	13.2
2017-18	17	79-181	.436	42-95	.442	47-53	.887	247	14.5
Total	85	380-937	.406	174-465	.374	210-248	.847	1,144	13.5




20. MARQUES ALSTON • 1,139 No. 23 • 6-4 • 230 • F • Neptune, N.J. / Neptune

Years	G	FG-FGA	FG%	3FG-3FGA	3FG%	FT-FTA	FT%	Pts.	Avg.
2003-04	33	59-131	.450	9-30	.300	33-46	.717	160	4.8
2004-05	29	89-162	.433	13-30	.433	50-64	.781	241	8.3
2005-06	34	145-304	.477	23-77	.299	81-113	.717	394	11.6
2006-07	30	142-266	.534	18-50	.360	42-63	.667	344	11.5
Total	126	435-863	.504	63-187	.337	206-286	.720	1,139	9.0




21. JACK GORDON • 1,095 No. 15 • 6-6 • 205 • G/F • Bayonne, N.J. / St. Peter's Prep

Years	G	FG-FGA	FG%	3FG-3FGA	3FG%	FT-FTA	FT%	Pts.	Avg.
1992-93	28	46-111	.414	14-36	.389	48-60	.800	154	5.5
1993-94	28	123-239	.515	32-81	.395	97-124	.782	375	13.4
1994-95	22	102-236	.432	19-54	.352	77-99	.778	300	13.6
1995-96	29	96-203	.473	15-48	.313	59-80	.738	266	9.2
Total	107	367-789	.465	80-219	.365	281-363	.774	1,095	10.2



22. KEVIN OWENS • 1,080 No. 25 • 6-10 • 230 • C • Haddonfield, N.J. / Camden Catholic

Years	G	FG-FGA	FG%	3FG-3FGA	3FG%	FT-FTA	FT%	Pts.	Avg.
1999-2000	28	80-188	.385	2-11	.182	69-115	.600	231	8.3
2000-01	31	107-192	.557	1-1	1.000	76-126	.603	291	9.4
2001-02	27	86-155	.555	0-2	.000	49-85	.576	221	8.1
2002-03	28	130-254	.512	2-4	.500	75-124	.605	337	12.0
Total	114	403-789	.511	5-18	.278	269-450	.598	1,080	9.5




23. JASON KRAYL • 1,050 No. 10 • 6-5 • 195 • G • Point Pleasant, N.J. / Christian Brothers Academy

Years	G	FG-FGA	FG%	3FG-3FGA	3FG%	FT-FTA	FT%	Pts.	Avg.
2000-01	31	83-179	.463	24-61	.393	47-68	.691	237	7.6
2001-02	30	130-264	.492	31-89	.348	49-75	.653	340	11.3
2002-03	28	109-252	.433	19-71	.268	81-136	.596	318	11.4
2003-04	32	58-163	.356	20-61	.328	19-29	.655	155	4.8
Total	121	380-858	.443	94-282	.333	196-308	.636	1,050	8.7



24. ED WAITE • 1,045 No. 32 • 6-3 • 215 • F • Fort Lauderdale, Fla. / Pine Crest

Years	G	FG-FGA	FG%	3FG-3FGA	3FG%	FT-FTA	FT%	Pts.	Avg.
2009-10	31	98-241	.407	9-40	.225	74-126	.587	279	9.0
2010-11	30	102-222	.459	7-28	.250	66-109	.606	277	9.2
2011-12	32	92-193	.477	0-3	.000	44-75	.587	228	7.1
2012-13	31	105-201	.522	0-0	.000	51-72	.708	261	8.4
Total	124	397-857	.463	16-71	.225	235-382	.615	1,045	8.4



25. CHRIS KENNY • 1,027 No. 35 • 6-3 • 180 • G • Spring Lake, N.J. / Christian Brothers Academy

Table with 11 columns: Years, G, FG-FGA, FG%, 3FG-3FGA, 3FG%, FT-FTA, FT%, Pts., Avg. Rows include years 2002-03 to 2005-06 and a Total row.



26. MASON McBRIDE • 1,012 (1,268) No. 40 • 6-3 • 175 • G • Moorestown, N.J. / Moorestown

Table with 11 columns: Years, G, FG-FGA, FG%, 3FG-3FGA, 3FG%, FT-FTA, FT%, Pts., Avg. Rows include years 1982-83 to 1985-86, Total, and Division I.

HAWKS AGAINST RANKED OPPONENTS

1-20 Overall

MARCH 14, 1996

#16 Marquette 68, Monmouth 44 (NCAA Tournament) Providence, RI (Providence Civic Center)

MARCH 15, 2001

#1 Duke 95, Monmouth 52 (NCAA Tournament) Greensboro, NC (Greensboro Coliseum)

DECEMBER 29, 2001

#22 Gonzaga 79, Monmouth 54 West Long Branch, NJ (Boylan Gym)

MARCH 19, 2004

#4 Mississippi State 85, Monmouth 52 (NCAA Tournament) Orlando, FL (Amway Center)

MARCH 17, 2006

#4 Villanova 58, Monmouth 45 (NCAA Tournament) Philadelphia, PA (Wachovia Center)

DECEMBER 22, 2010

#8 Villanova 76, Monmouth 36 West Long Branch, NJ (The MAC)

NOVEMBER 25, 2011

#22 Vanderbilt 95, Monmouth 73 Nashville, TN (Memorial Gymnasium)

JANUARY 1, 2012

#6 North Carolina 102, Monmouth 65 Chapel Hill, NC (Dean E. Smith Center)

JANUARY 10, 2012

#25 Harvard 70, Monmouth 61 West Long Branch, NJ (The MAC)

NOVEMBER 12, 2012

#20 Notre Dame 84, Monmouth 57 South Bend, IN (Joyce Center)

DECEMBER 8, 2012

#4 Syracuse 108, Monmouth 56 Syracuse, NY (Carrier Dome)

NOVEMBER 26, 2015

Monmouth 70, #17 Notre Dame 68 Orlando, FL (HP Field House)

NOVEMBER 18, 2016

#18 Syracuse 71, Monmouth 50 Syracuse, NY (Carrier Dome)

NOVEMBER 12, 2017

#23 Seton Hall 75, Monmouth 65 Newark, NJ (Prudential Center)

DECEMBER 9, 2017

#7 Kentucky 93, Monmouth 76 New York, NY (Madison Square Garden)

NOVEMBER 15, 2018

#13 West Virginia 71, Monmouth 53 Conway, SC (HTC Center)

NOVEMBER 28, 2018

#9 Kentucky 90, Monmouth 44 Lexington, KY (Rupp Arena)

NOVEMBER 15, 2019

#5 Kansas 112, Monmouth 57 Lawrence, KS (Allen Fieldhouse)

NOVEMBER 11, 2022

#18 Virginia 89, Monmouth 42 Charlottesville, VA (John Paul Jones Arena)

NOVEMBER 14, 2022

#19 Illinois 103, Monmouth 65 Champaign, IL (State Farm Center)

JANUARY 19, 2023

#18 Charleston 69, Monmouth 55 West Long Branch, NJ (OceanFirst Bank Center)

MONMOUTH IN THE AP/COACHES POLLS

- November 30, 2015 - RV/RV - 1 vote in AP
December 21, 2015 - RV/RV - 6 votes in AP
December 28, 2015 - RV/RV - 11 votes in AP
January 18, 2016 - RV/RV - 1 vote in AP
January 25, 2016 - RV - 0 votes in AP (Coaches Only)
February 1, 2016 - RV - 0 votes in AP (Coaches Only)
February 8, 2016 - RV/RV - 1 vote in AP
February 15, 2016 - RV/RV - 10 votes in AP
March 14, 2016 - RV/RV - 3 votes in AP
Preseason - October 31, 2016 - RV - 7 votes in AP (AP only)
November 14, 2016 - RV - 7 votes in AP (AP Only)
February 6, 2017 - RV - 3 votes in AP (AP Only)
February 13, 2017 - RV - 2 votes in AP (AP Only)
February 20, 2017 - RV - 2 votes in AP (AP Only)
February 27, 2017 - RV - 3 votes in AP (AP Only)
March 6, 2017 - RV - 0 votes in AP (Coaches Only)