

# MONMOUTH FOOTBALL

SEVEN CONFERENCE CHAMPIONSHIPS • THREE NCAA FCS PLAYOFF BERTHS • FIVE STRAIGHT WINNING SEASONS

## SCHEDULE / RESULTS

DATE	OPPONENT	TIME
Sept. 1	at New Hampshire *	L, 31-21
Sept. 10	FORDHAM (FloSports)	1 PM
Sept. 17	GEORGETOWN (FloSports)	1 PM
Sept. 24	at Villanova * (FloSports)	3:30 PM
Oct. 1	at Lehigh (ESPN+)	12 PM
Oct. 8	UALBANY * (FloSports)	1 PM
Oct. 15	at Maine * (FloSports)	1 PM
Oct. 22	RHODE ISLAND * (FloSports)	1 PM
Oct. 29	TOWSON * (FloSports)	1 PM
Nov. 5	at Delaware * (FloSports)	1 PM
Nov. 19	STONY BROOK * (FloSports)	12 PM

\* Colonial Athletic Association game

## BROADCAST INFORMATION

STREAMING	FloSports
Play-by-Play Analyst	Eddy Occhipinti Emory Hunt

TELEVISION	NBC Sports Philadelphia SNY
------------	--------------------------------

Play-by-Play Analyst	Eddy Occhipinti Emory Hunt
----------------------	-------------------------------

LIVE STATS	Monmouth.statbroadcast.com
------------	----------------------------

SOCIAL	Twitter
Monmouth	@MUHawksFB   #FlyHawks
Fordham	@FORDHAMFOOTBALL
CAA	@CAAFootball   #CAAFB

	Instagram
Monmouth	@MUHawksFB   #FlyHawks
Fordham	@fordhamfootball
CAA	@CAAFootball   #CAAFB

## ATHLETIC COMMUNICATIONS

### GREG VISCOMI

Senior Associate AD for External Affairs  
Phone 732-571-4447  
E-Mail gviscomi@monmouth.edu  
Twitter @OneandOnlyGregV

### MARK MOHRMAN

Associate AD for Communications  
Phone 732-263-5180  
E-Mail mmohrman@monmouth.edu  
Twitter @MarkMohrman

MonmouthHawks.com

## 2022 MONMOUTH UNIVERSITY FOOTBALL • GAME 2



Monmouth  
**HAWKS**  
0-1, 0-1 CAA

at

Fordham  
**RAMS**  
1-0, 0-0 PATRIOT



Saturday, September 10, 2022 • 1:00 PM ET • Kessler Stadium • West Long Branch, NJ

### HOME OPENER

• Monmouth is in search of its first win following a 31-21 CAA loss at New Hampshire. The Hawks held a fourth-quarter lead, but UNH scored the final 14 points to secure the win. Fordham started its season out with a 48-31 victory over Wagner. Tim DeMorat threw for 386 yards and five touchdowns, and ran for another, as Fordham erased a 7-point halftime deficit.

### PRESEASON PROJECTIONS

• Monmouth, coming off a 7-4 season in 2021 as a member of the Big South Conference, was selected to finish 10th in the CAA Preseason Poll. The Rams were selected to finish second behind the three-time defending Patriot League Champions, Holy Cross by the league's coaches and media members after finishing with a 6-5 (4-2) Patriot League record in 2021.

### A WIN WOULD

• A win would give Monmouth its third straight victory over Fordham and fourth overall in five meetings against the Rams. The Hawks are in search of their first win of the 2022 season and would improve to 17-13 all-time in home openers with a win. Monmouth is trying to improve to 23-4 at home since opening Kessler Stadium in 2017.

## INSIDE THE MATCHUP



Monmouth  
**HAWKS**

RECORD	0-1, 0-1 CAA
RANKING (AFCA / STATS)	NR / RV
LAST GAME	9/1/22 L, 31-21 at New Hampshire
2021 RECORD	7-4, 6-1 Big South
HEAD COACH	Kevin Callahan
Season / at Monmouth	30th / 30th
Career Record / Conference	173-130 / 96-61
Record at Monmouth	Same

ALL-TIME SERIES	Monmouth leads 3-1
Last Meeting	9/11/21 W, 26-23 at Fordham
at Monmouth	Monmouth leads 1-0
Streak	W2

### 2021 TEAM STATS

POINTS PER GAME	32.2
YARDS PER GAME	391.9
PASS YARDS PER GAME	246.3
RUSH YARDS PER GAME	145.6
TIME OF POSSESSION	32:23
THIRD DOWNS	71-of-163   44%
FOURTH DOWNS	22-of-36   61%
OPPONENT POINTS PER GAME	27.5
OPPONENT YARDS PER GAME	383.4
OPPONENT PASS YARDS PER GAME	246.3
OPPONENT RUSH YARDS PER GAME	137.1



Fordham  
**RAMS**

RECORD	1-0, 0-0 PL
RANKING (AFCA / STATS)	NR / NR
LAST GAME	9/1/22 W, 48-31 vs. Wagner
2021 RECORD	6-5, 4-2 Patriot
HEAD COACH	Joe Conlin
Season / at Fordham	5th / 5th
Career Record / Conference	14-23 / 13-14
Record at Fordham	Same

ALL-TIME SERIES	Monmouth leads 3-1
First Meeting	9/2/06 L, 23-9 at Fordham
at Fordham	Monmouth leads 2-1
Last Five	Monmouth leads 3-1

### 2021 TEAM STATS

POINTS PER GAME	33.6
YARDS PER GAME	450.8
PASS YARDS PER GAME	300.0
RUSH YARDS PER GAME	150.7
TIME OF POSSESSION	23:46
THIRD DOWNS	57-of-135   42%
FOURTH DOWNS	4-of-13   31%
OPPONENT POINTS PER GAME	31.7
OPPONENT YARDS PER GAME	463.9
OPPONENT PASS YARDS PER GAME	259.3
OPPONENT RUSH YARDS PER GAME	204.5



X



## HAWK HEADLINES

### MUSKETT CLIMBING THE MONMOUTH RANKS

Tony Muskett, who has started 16 consecutive contests for the Blue & White will continue his assault on the Monmouth record books this season. The junior is seventh all-time in completions and passing yards. His 35 touchdowns and 11 interceptions already ranks him top in passing efficiency and his 64.3 percent passing efficiency is second all-time behind former Hawk Brett Burke (2005-08).

### GRIMES BACK IN THE MIX

Graduate student linebacker Da'Quan Grimes eclipsed the 200 career tackles mark with his team-high 11-stop effort against New Hampshire. Grimes became the 15th Hawk in program history to reach the milestone and he played in his first game since the Spring 2021 season after missing all of last fall with an injury.

### DO YOUR DANCE

Junior Alex Bryant made the most of his opportunities in the season opener last Thursday night at UNH. Bryant had a career-high eight catches for 67 yards and registered his first career touchdown reception. Bryant led Monmouth in every receiving category with 13 targets on the night.

### MONMOUTH AGAINST THE COLONIAL ATHLETIC ASSOCIATION

Monmouth is one of 13 current members of the CAA in football, with the addition of Campbell and North Carolina A&T set for 2023. The Hawks are 16-29 all-time against current CAA opponents. Monmouth has never played three teams in the conference; Elon, Richmond and William & Mary. The Hawks' wins over Hampton (3-0) came as a member of the Big South Conference, while UAlbany (5-12) and Stony Brook (5-4) were foes at times during Monmouth's time as a member of the Northeast Conference. Prior meetings with Delaware (0-1), Maine (0-3), Rhode Island (1-1), Towson (1-7) and Villanova (1-0) were non-conference contests. Monmouth opened its 2022 season with a loss at New Hampshire (0-1).

### FARRI AND THE CENTURY MARK

Juwon Farri's success in reaching the 100-yard rushing mark is tied to Monmouth's success as a team. The Hawks' standout back had three 100-yard games in 2021, all in Monmouth victories. During Farri's career, Monmouth is 11-1 when he eclipses the 100-yard mark and the Hawks have won eleven straight games when he accomplishes the feat. His collegiate debut was the lone Monmouth loss, when he ran for 111 yards on 13 carries at Eastern Michigan in 2018.

### FROM THE JUMP

Only two players in the country have started at quarterback in every game of their careers and thrown at least 30 touchdowns. Monmouth's junior QB Tony Muskett has thrown 35 career touchdown passes in 16 starts over his three seasons. Jackson St. sophomore Shedeur Sanders started all 13 games as a freshman in 2021 and tossed 30 touchdown passes en route to winning the Stats Perform Jerry Rice Award as the nation's top freshman. Sanders has 35 TDs in 14 career games.

### LEADERSHIP ROLES

Five Hawks, three on defense and two on offense, will lead the Monmouth program this year as team captains. LB Da'Quan Grimes, DB/PR Eddie Morales III, QB Tony Muskett, OL Justin Szuba and DB Tyrese Wright will serve in leadership roles. Grimes and Szuba both return after missing the 2021 season with injuries. Muskett is Monmouth's returning two-year starter at quarterback who finished the 2021 season with 2,651 passing yards and 25 touchdowns. Morales III is a dual-threat defensive back and special teams' standout who was a First Team All-Big South honoree at both corner and punt returner. Wright has played in every game of his three-year career, including 20 starts in the secondary. He is coming off a 2021 Second Team All-Big South honor after leading the Hawks in tackles (71) and solo stops (49).

### ALL-AMERICA STATUS

The Monmouth University football program had a pair of student-athletes named to the STATS Perform Preseason All-America Team. Senior running back Juwon Farri was a second team choice, while graduate student punter Ryan Kost earned a spot on the third team. Kost also earned a spot on the 2022 HERO Sports FCS Preseason All-America Third Team. Farri was a First Team All-Big South selection last season after he totaled 705 yards on the ground and eight rushing touchdowns despite missing three games due to injury. Kost was a First Team All-Big South choice as a senior in 2021 and claimed his second straight all-league award. He averaged 44.3 yards per punt which led the conference and ranked eighth in the NCAA.

### SWEETNESS

Juwon Farri was named to the STATS Perform Walter Payton Award Preseason Watch List. The award is given annually to the top offensive player in the FCS following the regular season. Farri's inclusion is the second of his career and he is the fifth Hawk in program history to be named to the watch list, joining Monmouth greats David Sinisi (2008), Reggie White Jr. (2018), Pete Guerriero (2019) and Kenji Bahar (2019). Farri finished eighth in the voting during the Spring 2021 campaign.

## TABLE OF CONTENTS

	PAGE NO.
TODAY'S HEADLINES/TELEVISION INFO	2
NOTES/FCS POLLS	3
2022 MONMOUTH ROSTER	4
INDIVIDUAL SEASON/CAREER HIGHS	5
CAREER LEADERS/SINGLE SEASON LEADERS	6
LAST TIME OUT/TRENDS	7
TODAY'S 2 DEEP/START CHART/ 2D NOTES	8-9
HEAD COACH KEVIN CALLAHAN	10
COACHING STAFF/MONMOUTH INFO	11
SITUATIONAL/KESSLER STADIUM	12
OPPONENT SCHEDULES/CAA STANDINGS	13
HAWKS IN THE PROFESSIONAL RANKS	14
2022 STARTING LINEUPS	15
2022 OPPONENT SCHEDULE/RESULTS	16
2021 MU/OPPONENT EXPLOSIVE PLAYS	17
2021 MONMOUTH STATS	18-23
INDIVIDUAL/TEAM SUPERLATIVES	24-27

## MONMOUTH FOOTBALL ON THE AIR

### FLOSPORTS: STREAMING HOME OF THE CAA

With Monmouth's move to the CAA, all Monmouth home football games - and road conference games will air on FloFootball.com. Hawk fans can expect the same level of detail and quality they experienced during the last few years with an experiential crew made up of students and professionals running multiple aspects of the productions.

The subscription based service offers a discount for CAA fans and those with a .edu email address, for more information please visit MonmouthHawks.com. Monmouth's lone game that will appear on ESPN+ will come on October 1 when the Hawks head to Lehigh.

### REGIONAL SPORTS NETWORK BROADCASTS (RSN)

All six of Monmouth's home games will air on one or both of SNY and NBC Sports Philadelphia this season.

Sept. 10 - 1 pm vs. Fordham  
NBC Sports Philadelphia & SNY  
Sept. 17 - 1 pm vs. Georgetown  
NBC Sports Philadelphia & Tape Delay on SNY  
Oct. 8 - 1 pm v. UAlbany  
SNY  
Oct. 22 - 1 pm vs. Rhode Island  
NBC Sports Philadelphia+ & Tape Delay on SNY  
Oct. 29 - 1 pm vs. Towson  
NBC Sports Philadelphia & SNY  
Nov. 19 - 12 pm vs. Stony Brook  
SNY

### MDN STREAMING AUDIO FOR ROAD CONTESTS

This fall Monmouth fans can catch all the away gamestreaming for free on [MonmouthHawks.com/MDN](https://www.monmouthhawks.com/). Monmouth Alums Matt Harmon '96 and Eddy Occhipinti '06 will call the majority of the action this fall.

### MONMOUTH DIGITAL NETWORK

Monmouth Digital Network returns to provide loads of free content, including exclusive interviews, highlight packages and more. For more information visit: [MonmouthHawks.com/MDN](https://www.monmouthhawks.com/MDN)



## AFCA COACHES POLL

AS OF 9/5/2022

Team	Record
1. North Dakota State	1-0
2. Montana	1-0
3. South Dakota State	0-1
4. Montana State	1-0
5. <i>Villanova</i>	1-0
6. Sacramento State	1-0
7. Missouri State	1-0
8. East Tennessee State	1-0
9. UIW	1-0
10. Chattanooga	1-0
11. Eastern Washington	1-0
12. Stephen F. Austin	1-1
13. <i>Delaware</i>	1-0
14. UT Martin	1-0
15. Jackson State	1-0
16. Holy Cross	1-0
17. Weber State	1-0
18. Kennesaw State	0-1
19. Southern Illinois	0-1
20. <i>Rhode Island</i>	1-0
21. Southeastern Louisiana	0-1
22. William & Mary	1-0
23. Mercer	1-0
24. Northern Iowa	0-1
25. UC Davis	0-1

*Italics indicate 2022 Monmouth Opponent*

## STATS PERFORM POLL

AS OF 9/5/2022

Team	Record
1. North Dakota State	1-0
2. South Dakota State	1-0
3. Montana	1-0
4. Montana State	1-0
5. Missouri State	1-0
6. <i>Villanova</i>	1-0
7. Sacramento State	1-0
8. UIW	1-0
9. East Tennessee State	1-0
10. <i>Delaware</i>	1-0
11. Chattanooga	1-0
12. Eastern Washington	1-0
13. Jackson State	1-0
14. UT Martin	1-0
15. Holy Cross	1-0
16. Weber State	1-0
17. Southern Illinois	0-1
18. Stephen F. Austin	1-1
19. Kennesaw State	0-1
20. William & Mary	1-0
21. Southeastern Louisiana	0-1
22. <i>Rhode Island</i>	1-0
23. Mercer	1-1
24. Northern Iowa	0-1
25. Samford	1-0

*Italics indicate 2022 Monmouth Opponent*

## PRESEASON PREDICTIONS

Four Monmouth University football student-athletes were recognized with Colonial Athletic Association Football Preseason accolades. Eddie Morales III earned Preseason All-Conference Team recognition on special teams at punt returner, while Tony Muskett claimed the lone quarterback spot on offense. In addition, running back Juwon Farri and punter Ryan Kost were Honorable Mention choices. As a team, Monmouth was picked to finish 10th in the 13-team preseason poll.

## GOOD WORKS TEAM

Monmouth graduate student Justin Szuba was one of 114 nominees announced as nominees for the 2022 Allstate AFCA Good Works Team by Allstate and the American Football Coaches Association (AFCA). Szuba, an offensive lineman, was one of just 13 players from the FCS on the list of nominees and the only player from a CAA team. The former sophomore All-American missed last season with an injury but was a Preseason All-Big South selection prior to the year. The right tackle has a 4.0 grade point average in history and is a two-time Chi Alpha Sigma honor society member. Szuba is a two-time all-conference selection that has started in 18 out of 26 career games played.

## MORALES MAKES AN IMPACT

Monmouth's standout corner Eddie Morales III made an immediate impact on the 2022 season with his first quarter interception at New Hampshire. Morales III was third on the defense with seven tackles, including one TFL and another pass breakup, in addition to his punt return duties.

## MUSKETT'S WIDEOUT WEAPONS

Monmouth's top three wideouts from 2021 have departed the program as Lonnie Moore IV (graduation), Terrance Greene Jr. (JMU graduate transfer) and Zach Tredway (graduation) leave a void on the outside for Tony Muskett. Moore IV and Greene Jr. both occupy spots on the program's all-time top ten lists for receptions, yardage and touchdowns. The Hawks will look to fill that productivity with some familiar and new faces. Junior Dymere Miller had 20 catches for 267 yards and a TD last year, while graduate student Joey Aldarelli had five touchdown receptions and senior Assanti Kearney had one TD catch in 2021. A pair of transfers, Darrion Carrington from Yale, and Ugo Obasi from Virginia will bolster Monmouth's pass-catching corps.

## RETURNING RUSHERS

Monmouth brought back its top three running backs from 2021 in Juwon Farri (705 yards - 8 TD), Jaden Shirden (497 yards - 3 TD) and Owen Wright (370 yards - 2 TD). As a team, Monmouth ran for 1,602 yards and 19 touchdowns a season ago. A total of 1,494 yards (93.2 percent) and 18 touchdowns (94.7 percent) returned to the backfield for the Hawks in 2022. Farri led Monmouth with 35 yards, but Wright had a team-high 11 carries and scored a pair of touchdowns in the season opener.

## COACHING ADDITIONS

Head Coach Kevin Callahan welcomed the addition of two new assistant coaches prior to the spring 2022 season, Jimmy Robertson (Quarterbacks/Pass Game Coordinator) and Bishop Neal (Defensive Backs).

Robertson came to Monmouth after five seasons at FDU Madison, including the final year when he served as Head Coach of the Devils. Robertson, the 2021 Middle Atlantic Conference (MAC) Football Coach of the Year, guided the Devils to a record of 7-4 in his first year as the head coach in Madison. The Devils won their first ECAC Bowl game in program history in 2021, with FDU counting an All-American, two all-region and six all-conference honorees among its ranks.

Neal arrived at Monmouth from Duquesne where he served as defensive backs coach and pass game coordinator for the 2021 season. Neal spent 2016 through 2020 at his alma mater, Saint Francis first as Defensive Backs Coach before earning the role of Defensive Coordinator prior to the 2019 season. As a player and a coach, Neal was involved in the most successful run in SFPA history, one which saw the Red Flash make its first appearance in the NCAA playoffs in 2016.

## VINES OWNS THE HAWKS' LONGEST GAMES PLAYED STREAK

Senior long snapper Kent Vines has played in the last 41 games for the Hawks, the longest streak on the team. Vines served as the primary long snapper for every game since the 2018 season, earning All-Big South honors three consecutive seasons.

## DID YOU KNOW?

Seven Hawks made their first starts in a Monmouth uniform in the season opener at New Hampshire. Five on offense, WR Dymere Miller, WR Darrion Carrington, TE Jack Neri, OL Tyler Williams and OL Jordan Hall; and two on defense DB Thomas Joe-Kamara and DL Justin O'Bannon. Carrington, a transfer from Yale, played 25 career games and started a majority of the Bulldogs' games last year.

## 2022 MONMOUTH FOOTBALL ROSTER

No.	Player	Pos.	Ht.	Wt.	Cl.	Hometown/High School/Previous School	No.	Player	Pos.	Ht.	Wt.	Cl.	Hometown/High School/Previous School
1	Eddie Morales III	DB	5-9	185	Gr.	Farmingdale, NJ / Howell	64	Joe Pronchick	OL	6-2	285	So.	Tabernacle, NJ / Seneca
2	Tyrese Wright	DB	6-0	215	Sr.	Bridgeport, CT / Capital Prep Harbor	65	Youssef Gamel	DL	6-2	250	Jr.	East Brunswick, NJ / East Brunswick
3	Joey Aldarelli	WR	6-1	200	Gr.	Oakhurst, NJ / Ocean Township	65	Justin Tucker	OL	6-5	245	Fr.	Toms River, NJ / Toms River East / Ocean
4	Remi Johnson	LB	6-2	230	So.	Springfield, VA / Lake Braddock	66	Kent Vines	LS	6-1	270	5th	Durham, NC / Jordan
5	Da'Quan Grimes	LB	5-11	225	Gr.	Gaithersburg, MD / Damascus	67	Kevin Pineda	OL	6-4	295	So.	Blue Bell, PA / Wissahickon
6	Juwon Farri	RB	5-10	205	R-Sr.	Germantown, MD / Northwest	68	Ed Gatling	OL	6-3	315	Sr.	Temple Hills, MD / St. Francis Academy
7	TJ Kamara	DB	6-1	210	Jr.	Dayton, NJ / South Brunswick / Temple	69	Justin Szuba	OL	6-8	310	Gr.	Brick, NJ / Brick Memorial
8	Darrion Carrington	WR	6-2	205	Gr.	Lakewood, NJ / Toms River North / Yale	70	Greyson Brockriede	OL	6-3	300	Fr.	Rumson, NJ / The Hun School of Princeton
9	Ugo Obasi	WR	6-1	200	Gr.	Baltimore, MD / Milford Mill Academy / UVA	71	Kyrik Mason	OL	6-5	295	So.	Columbia, MD / St. John's Catholic
10	Frankie Savino	QB	6-1	200	So.	Emerson, NJ / Emerson	72	Shalik Hubbard	OL	6-4	295	Fr.	Hackensack, NJ / Hackensack
11	Tony Muskett	QB	6-2	210	Jr.	Springfield, VA / West Springfield	72	Korede Sogbesan	DL	6-3	230	Fr.	Laurel, MD / Atholton
12	Enzo Arjona	QB	6-0	195	Fr.	Upper Saddle River, NJ / Northern Highlands	73	Oliver Jervis	OL	6-5	300	Sr.	Sellersville, PA / Bectonridge
13	Jason Antwi	DB	6-1	210	5th	Irvington, NJ / Irvington	74	Tyler Williams	OL	6-3	300	5th	Pine Bush, NY / Don Bosco
13	Johnny Gilchrist	QB	5-11	185	So.	Moosic, PA / Riverside	75	James Voss	OL	6-5	310	Fr.	Exton, PA / Downingtown East / Fork Union
14	Alex Bryant	WR	5-11	175	Jr.	Ocean, NJ / Ocean Township	75	Stephen Reutlinger	DL	6-2	255	Fr.	Perkasie, PA / Pennridge
14	Christian Solino	QB	6-3	185	Fr.	Bloomsbury, NJ / Saint Joseph	76	Greg Anderson	OL	6-5	320	Sr.	Carlstadt, NJ / Becton Regional
15	Dymere Miller	WR	6-0	180	Jr.	Coatesville, PA / Coatsville / Salisbury	77	Jordan Hall	OL	6-4	310	Sr.	Brooklyn, NY / James Madison HS
16	Jaylen Dotson	DB	5-10	180	So.	Middletown, MD / Good Counsel	78	Will Argo	OL	6-4	325	Sr.	Georgetown, DE / Sussex Technical
17	Mike Reid	DB	6-2	205	Jr.	Owings Mills, MD / Owings Mills	79	TJ Lewis	OL	6-1	285	So.	Edgewood, MD / McDonogh School
18	Assanti Kearney	WR	6-2	220	Sr.	Reisterstown, MD / Franklin	80	Will Silverman	WR	6-1	190	So.	Doylestown, PA / Central Bucks East
19	John Manfre Jr.	WR	6-3	195	Sr.	Freehold, NJ / Freehold Twp	81	Ashanti Caviness Jr.	TE	6-6	230	So.	Bogota, NJ / Bogota
20	Jaden Shirden	RB	5-9	185	So.	West Haven, CT / St. Joseph's / Cheshire Academy	82	Chris Kessler	WR	6-4	205	So.	Oceanport, NJ / Shore Regional
21	Davis Smith	DB	6-1	190	Sr.	Haddonfield, NJ / Haddonfield Memorial	83	TJ Speight	WR	5-11	175	So.	Forte Meade, MD / Meade
22	Dante Klett	DB	6-2	190	Sr.	Pennsauken, NJ / Eastern Regional	84	Patrick Murphy	WR	6-0	200	Fr.	New Windsor, NY / Cornwall Central
23	Jyair Thomas	DB	6-0	210	Sr.	Owings Mills, MD / Boys Latin	85	Gavin Nelson	WR	6-0	175	Fr.	Reisterstown, MD / Franklin
24	John England	DB	6-1	175	So.	Columbia, MD / Hammond	86	Jack Neri	TE	6-3	240	Jr.	Doylestown, PA / Central Bucks West
24	Jaylen Tucker	RB	5-10	210	So.	Jersey City, NJ / Lincoln	87	Sean Fleming	TE	6-4	225	Sr.	Dobbs Ferry, NY / Iona Prep
25	Jude Umunakwe	DB	6-1	180	Jr.	Bronx, NY / Capitol Prep Harbor	88	Justin Marcus	TE	6-5	235	Gr.	Morganville, NJ / Marlboro
25	Terrell Smith	DB	5-10	170	Sr.	Baltimore, MD / St. Francis Academy / St. Francis University	89	Korey McLeod	TE	6-3	210	Sr.	Frederick, MD / Avalon School
26	Owen Wright	RB	5-11	225	Gr.	Bethesda, MD / Georgetown Prep / William & Mary	89	Miles Mitchell	DL	6-4	220	Fr.	New Milford, NJ / Teaneck / Lackawanna CC
27	Justin Nyers	LS	6-0	210	So.	Manalapan, NJ / Manalapan	90	Brendan Bigos	DL	6-4	250	Fr.	Red Bank, NJ / Middletown South
28	Jamir Barnes	RB	5-10	200	Jr.	Wyncote, PA / Cheltenham	91	Matt Clark	DL	6-3	295	Jr.	Dudley, MA / Shepherd Hill Regional
29	Austin Castorina	RB	5-9	205	Jr.	Sparta, NJ / Sparta	92	Chris King	DL	6-3	260	Fr.	Queens, NY / Paramus Catholic / Buffalo
30	Makhi Green	RB	5-9	170	Fr.	West Orange, NJ / West Orange	93	Phil Long	DL	6-2	270	So.	Chalfont, PA / Pennridge
31	Phil Rawlings	DB	6-1	200	Fr.	Upper Marlboro, MD / St. John's Catholic	94	Chance Smith	DL	6-3	290	Sr.	Hawley, PA / Wallenpaupack Area
32	Max Linhoff	DL	6-1	210	Fr.	Lakeway, TX / Lake Travis	95	Justin O'Bannon	DL	6-5	245	Jr.	Bel Air, MD / Bel Air
32	Owen Bill	WR	6-1	205	Fr.	Flemington, NJ / Hunterdon Central	96	Dominick Spano	DL	6-3	285	5th	Freehold, NJ / St. John Vianney / Stonehill
33	Justin Bennin	DB	6-2	210	So.	Gainesville, VA / Battlefield	97	Daviyon Johnson	DL	6-2	310	Sr.	Edgewood, MD / Edgewood
34	Isaiah Bishop	LB	6-2	240	Sr.	Boys, MD / Northwest	98	Zamon Robinson	DL	6-4	220	Sr.	Silver Spring, MD / Montgomery Blair / Howard
35	Sam Korpoi	LB	6-1	200	Fr.	Laurel, MD / Paint Branch	99	Nick Shoemaker	DL	6-2	280	Gr.	Dunmore, PA / Dunmore
36	Dre Tucker	WR	6-1	180	Sr.	Cinnaminson, NJ / Camden Catholic							
37	Kadeem McKnight	DB	6-0	190	So.	Hartford, CT / Capital Prep							
38	Jabril Shakur	DB	5-11	180	Sr.	Atlantic City, NJ / Pleasantville							
39	Jordan Gray	WR	6-1	200	Sr.	Maplewood, NJ / Abraham Clark / Lincoln							
40	Damir McCrary	LB	6-0	215	Fr.	Camden, NJ / Woodrow Wilson							
41	Jake Frye	LB	6-1	230	Fr.	Aldie, VA / St. Paul VI Catholic							
41	Eric Bernstein	K	6-2	215	Jr.	East Meadow, NY / East Meadow / Towson/Rutgers							
42	Connor Farrell	DL	6-2	230	Fr.	Toms River, NJ / Donovan Catholic							
43	Matthew Griffin	LB	6-1	215	Gr.	Falls Church, VA / J.E.B. Stuart							
44	Ben Joseph	LB	6-1	225	Sr.	Stamford, CT / St. Luke's School							
45	Charlie Sasso	LB	6-0	225	Fr.	Wall, NJ / Wall							
46	Cory Englehardt	TE	6-4	230	Sr.	Brick, NJ / Brick Township							
47	Daniel Gutin	LB	6-3	220	So.	Park Ridge, NJ / Park Ridge / Southeastern University							
48	Vincenzo Rea	K	6-4	215	So.	Manalapan, NJ / Manalapan							
49	Ryan Kost	P	6-2	220	Gr.	Newton, CT / Newtown							
50	Caleb Dennis	LB	6-1	230	Jr.	Olney, MD / Our Lady of Good Counsel							
51	Tyler Delgado	LB	6-2	210	Sr.	Westfield, MA / Loomis Chafee							
52	Dale Sieczkowski	LB	6-2	200	Sr.	Manalapan, NJ / Manalapan							
54	Dalton Short	LB	6-2	210	Jr.	Medford Lakes, NJ / Shawnee							
55	Ryan Moran	LB	5-10	215	Sr.	Ocean, NJ / Ocean Township							
56	Andrew Vera	LB	6-1	210	Jr.	Matawan, NJ / Old Bridge							
57	Bryce Rooks	DL	6-1	280	Fr.	Warren, NJ / St. Peter's Prep							
58	Sheku Tonkara	DL	6-2	265	Jr.	Woodbridge, VA / Woodbridge							
59	Adrian Hawkins	OL	6-6	295	So.	Baltimore, MD / DeMatha Catholic							
60	Anthony Buscemi	K	6-2	205	Sr.	Smyrna, DE / Smyrna							
60	David Dutra	OL	6-4	275	So.	Vineland, NJ / Vineland							
61	Pat Hayden	DL	6-2	265	Sr.	Deptford, NJ / Gateway Regional							
62	JT Cornelius	OL	6-6	285	Jr.	Toms River, NJ / Southern Regional							
63	Dan Doyle	OL	6-5	300	Jr.	Staten Island, NY / St. Joseph's							
64	Austin Fischer	OL	6-3	300	Sr.	Holmdel, NJ / Holmdel							

## COACHING STAFF

Head Coach: Kevin Callahan (30<sup>th</sup> Season)

Defensive Coord./Associate Head Coach: Andy Bobik

Offensive Coord./Tight Ends: Jeff Gallo

Asst. HC/OL/Run Game Coord.: Brian Gabriel

Quarterbacks/Pass Game Coord.: Jimmy Robertson

Running Backs/Special Teams: Sam Dorsett

Wide Receivers: Kevin Callahan Jr.

Linebackers: Andrew Kirkland

Defensive Backs: Bishop Neal

Defensive Line/Video Coord.: David Kunyz

Offensive Quality Control: Ryan Starace

Defensive Quality Control: Elijah Harrison

Special Teams Quality Control: Dennis Long

## SUPPORT STAFF

Director of FB Sports Medicine: Ken Marsaglia

Equipment Manager: Mike Iullicucci

Sport Supervisor: Greg Viscomi

Media Relations Contact: Greg Viscomi or Mark Mohrman

## PRONUNCIATION GUIDE

5	Day-Kwon	Grimes
6	Juwon	FAR-EE
9	U-Go	Oh-bas-ee
12	Enzo	Ar-Hone-ya
18	Assanti	KEER-nee
23	Jai-EER	Thomas
25	Jude	OO-MA-NOCK-WAY
52	Dale	SIC-KOW-SKI
58	SHAKE-OOH	Ton-CAR-AH
69	Justin	Zoo-Bah
71	Kye-REEK	Mason
97	Dave-EE-ON	Johnson
98	Za-MONN	Robinson





## 2022 INDIVIDUAL PLAYER GAME HIGHS

QB	TONY MUSKETT	11
Career	Category	Season
30 (FOR '21)	Completions	26 (UNH)
46 (SH '21)	Attempts	41 (UNH)
337 (KSU '21)	Yards	281 (UNH)
4 (4X)	Touchdowns	1 (UNH)
3 (UNH '22)	Interceptions	3 (UNH)
72 (KSU '21)	Long Pass	37 (UNH)
12 (2X)	Carries	10 (UNH)
30 (FOR '21)	Rushing Yards	-17 (UNH)
2 (NCAT '21)	Rushing TDs	-
24 (CSU '21)	Long Run	14 (UNH)
11 (16)	Games Played (Started)	1 (1)

QB	ENZO ARJONA	12
Career	Category	Season
-	Completions	-
-	Attempts	-
-	Yards	-
-	Touchdowns	-
-	Interceptions	-
-	Long Pass	-
-	Carries	-
-	Rushing Yards	-
-	Rushing TDs	-
-	Long Run	-
-	Games Played (Started)	-

QB	FRANKIE SAVINO	12
Career	Category	Season
-	Completions	-
-	Attempts	-
-	Yards	-
-	Touchdowns	-
-	Interceptions	-
-	Long Pass	-
-	Carries	-
-	Rushing Yards	-
-	Rushing TDs	-
-	Long Run	-
-	Games Played (Started)	-

RB	JUWON FARRI	6
Career	Category	Season
33 (CSU '21)	Carries	9 (UNH)
239 (CAM '18)	Yards	35 (UNH)
79 (BU '18)	Long Run	12 (UNH)
4 (GWU '21)	Touchdowns	-
4 (2x)	Receptions	2 (UNH)
24 (CAM '18)	Rec. Yards	9 (UNH)
-	Rec. TDs	-
25 (CAM '18)	Long Reception	5 (UNH)
4 (GWU '21)	Total Touchdowns	-
23 (17)	Games Played (Started)	1 (1)

RB	OWEN WRIGHT	26
Career	Category	Season
18 (3X)	Carries	11 (UNH)
98 (2X)	Yards	30 (UNH)
26 (UNA '21)	Long Run	10 (UNH)
26 (UNA '21)	Touchdowns	2 (UNH)
2 (NCAT '21)	Receptions	1 (UNH)
22 (NCAT '21)	Rec. Yards	14 (UNH)
1 (UNA '21)	Rec. TDs	-
18 (UNA '21)	Long Reception	14 (UNH)
3 (UNA '21)	Total Touchdowns	2 (UNH)
11 (3)	Games Played (Started)	1 (0)

RB	JADEN SHIRDEN	20
Career	Category	Season
16 (RMU '21)	Carries	6 (UNH)
126 (RMU '21)	Yards	15 (UNH)
75 (2X '21)	Long Run	7 (UNH)
1 (3X)	Touchdowns	-
1 (2X)	Receptions	-
7 (NCAT '21)	Rec. Yards	-
-	Rec. TDs	-
7 (NCAT '21)	Long Reception	-
1 (3X)	Total Touchdowns	-
12 (2)	Games Played (Started)	1 (0)

TE	JUSTIN MARCUS	88
Career	Category	Season
2 (2X)	Receptions	-
13 (HC '21)	Rec. Yards	-
-	Total Rec. TDs	-
13 (HC '21)	Long Reception	-
24 (0)	Games Played (Started)	0 (0)

TE	JACK NERI	86
Career	Category	Season
2 (UNH '22)	Receptions	2 (UNH)
10 (UNH '22)	Rec. Yards	10 (UNH)
-	Total Rec. TDs	-
12 (UNH '22)	Long Reception	12 (UNH)
5 (1)	Games Played (Started)	1 (1)

TE	SEAN FLEMING	87
Career	Category	Season
1 (UNH '22)	Receptions	1 (UNH)
2 (UNH '22)	Rec. Yards	2 (UNH)
-	Total Rec. TDs	-
2 (UNH '22)	Long Reception	2 (UNH)
1 (0)	Games Played (Started)	1 (0)

WR	DYMERE MILLER	15
Career	Category	Season
5 (UNA '21)	Receptions	2 (UNH)
106 (GW '21)	Rec. Yards	66 (UNH)
1 (GW '21)	Rec. TDs	-
39 (CSU '21)	Long Reception	37 (UNH)
1 (2x)	Carries	-
18 (CSU '21)	Rushing Yards	-
18 (CSU '21)	Long Run	-
-	Rushing TD	-
14 (1)	Games Played (Started)	1 (1)

WR	ALEX BRYANT	14
Career	Category	Season
8 (UNH '22)	Receptions	8 (UNH)
67 (UNH '22)	Rec. Yards	67 (UNH)
1 (UNH '22)	Rec. TDs	1 (UNH)
19 (UNH '22)	Long Reception	19 (UNH)
-	Carries	-
-	Rushing Yards	-
-	Long Run	-
-	Rushing TD	-
15 (0)	Games Played (Started)	1 (0)

WR	UGO OBASI	9
Career	Category	Season
4 (UNH '22)	Receptions	4 (UNH)
58 (UNH '22)	Rec. Yards	58 (UNH)
-	Rec. TDs	-
34 (UNH '22)	Long Reception	34 (UNH)
-	Carries	-
-	Rushing Yards	-
-	Long Run	-
-	Rushing TD	-
1 (0)	Games Played (Started)	1 (0)

WR	ASSANTI KEARNEY	18
Career	Category	Season
4 (MON '19)	Receptions	1 (UNH)
60 (CSU '21)	Rec. Yards	18 (UNH)
1 (CSU '21)	Rec. TDs	-
25 (CSU '21)	Long Reception	18 (UNH)
-	Carries	-
-	Rushing Yards	-
-	Long Run	-
-	Rushing TD	-
26 (4)	Games Played (Started)	1 (1)

WR	DARRION CARRINGTON	8
Career	Category	Season
3 (UNH '22)	Receptions	3 (UNH)
3 (UNH '22)	Rec. Yards	14 (UNH)
-	Rec. TDs	-
8 (UNH '22)	Long Reception	8 (UNH)
-	Carries	-
-	Rushing Yards	-
-	Long Run	-
-	Rushing TD	-
1 (0)	Games Played (Started)	1 (0)

K	VINCENZO REA	48
Career Totals	Kicks	Season
3/3	Extra Points	3/3
1	Field Goals Attempted	1 (UNH)
-	Field Goals Made	-
-	Long Field Goal	-
3	Total Points	3 (UNH)
-	Total Punts	-
-	Long Punt	-
-	Punts Inside 20	-
4	Kickoffs	4 (UNH)
1	Touchbacks	1 (UNH)

WR	JOEY ALDARELLI	3
Career	Category	Season
7 (2X)	Receptions	-
74 (UA '19)	Rec. Yards	-
2 (GWU)	Rec. TDs	-
38 (CSU '21)	Long Reception	-
-	Carries	-
-	Rushing Yards	-
-	Long Run	-
-	Rushing TD	-
37 (6)	Games Played (Started)	1

OFFENSIVE LINEMEN			
GP (GS)	Career Totals	Player	GP (GS) Season
22 (5)		Anderson	1 (1)
7 (0)		Argo	1 (0)
-		Dutra	-
2 (0)		Cornelius	-
1 (0)		Gatling	-
13 (1)		Hall	1 (1)
5 (0)		Hawkins	1 (0)
-		Lewis	-
-		Mason	-
-		Pineda	-
-		Pronchick	-
25 (12)		Jervis	1 (1)
27 (19)		Szuba	1 (1)
8 (1)		Williams	1 (1)

P	RYAN KOST	49
Career Totals	Kicks	Season
-	Extra Points	-
-	Field Goals Attempted	-
-	Field Goals Made	-
-	Long Field Goal	-
-	Total Points	-
91	Total Punts	3 (UNH)
62 (UNA '21)	Long Punt	45 (UNH)
30	Punts Inside 20	1 (UNH)
-	Kickoffs	-
-	Touchbacks	-

## MONMOUTH CAREER LEADERS

## PASSING TOUCHDOWNS

Player	Years	Cmp.	Att.	Yards	TD
1. Kenji Bahar	2016-19	798	1,290	9,642	70
2. Brian Boland	2003-06	627	1,052	7,812	58
3. Dan Sabella	1994-97	500	868	6,229	52
4. Kyle Frazier	2009-12	676	1,061	7,115	40
5. Brandon Hill	2013-14	382	651	4,752	38
6. <b>Tony Muskett</b>	<b>2020-</b>	<b>345</b>	<b>536</b>	<b>3,971</b>	<b>35</b>
7. Bill Rankin	2000-02	320	725	4,039	25
8. Brett Burke	2005-08	368	570	3,766	22
9. Cody Williams	2015-16	288	489	3,162	19
10. John DiPasquale	1996-99	221	423	2,764	17

## COMPLETION PERCENTAGE

Player	Years	Cmp.	Att.	Yards	%
1. Brett Burke	2005-08	368	570	3,766	64.6
2. <b>Tony Muskett</b>	<b>2020-</b>	<b>345</b>	<b>536</b>	<b>3,971</b>	<b>64.3</b>
3. Kyle Frazier	2009-12	676	1,061	7,115	63.7
4. Kenji Bahar	2016-19	798	1,290	9,642	61.8
5. Brian Boland	2003-06	627	1,052	7,812	59.6
6. Cody Williams	2015-16	288	489	3,162	58.8
7. Brandon Hill	2013-14	382	692	4,752	58.1
8. Dan Sabella	1994-97	500	868	6,229	57.6
9. Doug Rossback	1993-94	213	387	2,744	55.0
10. John DiPasquale	1996-99	221	423	2,764	52.2

## PASSING COMPLETIONS

Player	Years	Att.	Yards	Cmp.
1. Kenji Bahar	2016-19	798	9,642	798
2. Kyle Frazier	2009-12	1,061	7,115	676
3. Brian Boland	2003-06	1,052	7,812	627
4. Dan Sabella	1994-97	868	6,229	500
5. Brandon Hill	2013-14	382	4,752	382
6. Brett Burke	2005-08	570	3,766	368
7. <b>Tony Muskett</b>	<b>2020-</b>	<b>536</b>	<b>3,971</b>	<b>345</b>
8. Bill Rankin	2000-02	725	4,039	320
9. Cody Williams	2015-16	489	3,162	288
10. John DiPasquale	1996-99	423	2,764	221

## PASSING YARDAGE

Player	Years	Cmp.	Att.	Yards
1. Kenji Bahar	2016-19	798	1,290	9,642
2. Brian Boland	2003-06	627	1,052	7,812
3. Kyle Frazier	2009-12	676	1,061	7,115
4. Dan Sabella	1994-97	500	868	6,229
5. Brandon Hill	2013-14	382	657	4,752
6. Bill Rankin	2000-02	320	725	4,039
7. <b>Tony Muskett</b>	<b>2020-</b>	<b>345</b>	<b>536</b>	<b>3,971</b>
8. Brett Burke	2005-08	368	570	3,766
9. Cody Williams	2015-16	288	489	3,162
10. John DiPasquale	1996-99	221	423	2,764

## PASS EFFICIENCY (Min. 150 completions)

Player	Years	Yards	TD	Int	Rtg
1. <b>Tony Muskett</b>	<b>2020-</b>	<b>3,971</b>	<b>35</b>	<b>11</b>	<b>139.94</b>
2. Kenji Bahar	2016-19	9,642	70	34	137.28
3. Dan Sabella	1994-97	6,229	52	17	133.74
4. Kyle Frazier	2009-12	7,115	40	25	133.20
5. Brian Boland	2003-06	7,812	58	41	132.38
6. Brandon Hill	2013-14	4,752	38	17	132.76
7. Brett Burke	2005-08	3,766	22	12	128.59
8. Cody Williams	2015-16	3,162	19	13	120.72
9. Doug Rossback	1993-94	2,744	12	23	112.94
10. John DiPasquale	1996-99	2,764	17	17	112.36

## TOTAL OFFENSE YARDS

Player	Years	Plays	Rush	Pass	Total
1. Kenji Bahar	2016-19	1,496	333	9,642	9,975
2. Brian Boland	2003-06	1,471	434	7,812	8,246
3. Kyle Frazier	2009-12	1,326	804	7,115	7,919
4. Dan Sabella	1994-97	930	-82	6,229	6,147
5. David Sinisi	2006-09	981	5,049	58	5,107
6. Brandon Hill	2013-14	724	-356	4,396	4,040
7. Pete Guerriero	2017-19	610	3,974	0	3,974
8. <b>Tony Muskett</b>	<b>2020-</b>	<b>648</b>	<b>-77</b>	<b>3,971</b>	<b>3,894</b>
9. Bill Rankin	2000-02	875	-165	4,039	3,874
10. Brett Burke	2005-08	664	-33	3,825	3,792

## MONMOUTH CAREER LEADERS

## RUSHING ATTEMPTS

Player	Years	Yards	Avg.	Att.
1. David Sinisi	2006-09	5,049	5.2	963
2. Julian Hayes	2011-13	2,575	4.2	618
3. Pete Guerriero	2017-19	3,974	6.5	610
4. Joe Migliore	2002-04	1,951	3.8	520
5. Lavon Chaney	2013-16	2,449	4.9	507
6. Matt Merklinger	1998-2001	2,165	4.3	501
7. Ralph O'Neil	1993-96	2,008	4.4	453
8. Chris Reed	1994-95, 97-98	2,239	5.1	437
9. <b>Juwon Farri</b>	<b>2018-</b>	<b>2,284</b>	<b>5.6</b>	<b>405</b>
10. K.B. Asante	2011-14	1,861	5.5	342

## RUSHING YARDAGE

Player	Years	Att.	Avg.	Yards
1. David Sinisi	2006-09	963	5.2	5,049
2. Pete Guerriero	2017-19	610	6.5	3,974
3. Julian Hayes	2011-13	618	4.2	2,575
4. Lavon Chaney	2013-16	507	4.9	2,449
5. <b>Juwon Farri</b>	<b>2018-</b>	<b>405</b>	<b>5.6</b>	<b>2,284</b>
6. Chris Reed	1994-95, 97-98	437	5.1	2,239
7. Matt Merklinger	1998-2001	501	4.3	2,165
8. Ralph O'Neil	1993-96	453	4.4	2,008
9. Joe Migliore	2002-04	520	3.8	1,951
10. K.B. Asante	2011-14	342	5.5	1,861

## RUSHING TOUCHDOWNS

Player	Years	Att.	Yards	TDs
1. David Sinisi	2006-09	963	5,049	65
2. Pete Guerriero	2017-19	610	3,974	35
3. Julian Hayes	2011-13	618	2,575	32
4. Chris Reed	1994-95, 97-98	437	2,239	30
5. Matt Merklinger	1998-2001	501	2,165	29
6. Devell Jones	2016-19	206	903	29
7. <b>Juwon Farri</b>	<b>2018-</b>	<b>405</b>	<b>2,284</b>	<b>26</b>
8. Lavon Chaney	2013-16	507	2,449	24
9. Ralph O'Neil	1993-96	453	2,008	23
10. K.B. Asante	2011-14	342	1,861	16

## PUNTING AVERAGE (Min. 100 punts)

Player	Years	No.	Yards	Avg.
1. Darrell Nick	1997-2000	203	8,268	40.7
2. Sean Dennis	2003-06	195	7,876	40.4
3. Matt White	2014-17	151	5,984	39.6
4. Jack Daniels	2007-10	193	7,310	37.8
5. Ryan Mohr	2011-14	175	6,551	37.4
6. Rich Bargloski	1993-96	186	6,304	33.9
7. <b>Ryan Kost</b>	<b>2018-</b>	<b>95</b>	<b>4,045</b>	<b>42.5</b>

## PUNT RETURN AVERAGE (Min. 30 returns)

Player	Years	No.	Yards.	Avg.
1. Vinny Grasso	2015-18	39	405	10.4
2. Kevin Faulkner	2001-02	53	507	9.6
3. Ken Flores	1995-96	33	291	8.8
4. Eji Maxilom	1999-2000	41	343	8.4
5. <b>Eddie Morales III</b>	<b>2018-</b>	<b>33</b>	<b>276</b>	<b>8.4</b>
6. Nick Romeo	2006-10	42	339	8.0
7. Adam San Miguel	2004-07	45	340	7.5
8. David Lewis	1993-96	34	243	7.1

## PUNT RETURN YARDS

Player	Years	No.	Avg.	Yards
1. Kevin Faulkner	2001-02	53	9.6	507
2. Vinny Grasso	2015-18	39	10.4	405
3. Eji Maxilom	1999-2000	41	8.4	343
4. Adam San Miguel	2004-07	45	7.5	340
5. Nick Romeo	2006-10	42	8.0	339
6. Ken Flores	1995-96	33	8.8	291
7. <b>Eddie Morales III</b>	<b>2018-</b>	<b>33</b>	<b>8.4</b>	<b>276</b>
8. Billy Worfolk	2000-04	53	5.2	273

## MONMOUTH SINGLE-SEASON LEADERS

## PASSING YARDAGE

Player	Year	Cmp.	Att.	Yards
1. Kenji Bahar	2019	289	448	3,684
2. <b>Tony Muskett</b>	<b>2021</b>	<b>239</b>	<b>367</b>	<b>2,651</b>
3. Kenji Bahar	2018	207	345	2,626
4. Kyle Frazier	2012	246	365	2,431
5. Brandon Hill	2014	201	334	2,396
6. Kenji Bahar	2017	205	331	2,368
7. Brandon Hill	2013	181	323	2,356
8. Brian Boland	2006	197	305	2,353
9. Brian Boland	2005	188	323	2,320
10. John DiPasquale	1998	167	294	2,299

## PASS EFFICIENCY (Min. 1,400 yards)

Player	Year	Yards	TD	Int	Rtg
1. Kenji Bahar	2019	3,684	30	9	151.66
2. <b>Tony Muskett</b>	<b>2021</b>	<b>2,651</b>	<b>25</b>	<b>6</b>	<b>145.01</b>
3. Kenji Bahar	2018	2,626	20	6	139.67
4. Brian Boland	2006	2,353	14	9	138.64
5. Dan Sabella	1997	1,950	18	6	136.90
6. Brian Boland	2004	1,643	12	6	136.70
7. Brandon Hill	2014	2,396	19	6	135.6
8. Kyle Frazier	2012	2,431	17	10	133.20
9. Dan Sabella	1995	2,149	17	5	132.55
10. John DiPasquale	1998	2,299	15	11	131.84

## PASSING TOUCHDOWNS

Player	Year	Cmp.	Att.	Yards	TD
1. Kenji Bahar	2019	289	448	3,684	30
2. <b>Tony Muskett</b>	<b>2021</b>	<b>239</b>	<b>367</b>	<b>2,651</b>	<b>25</b>
3. Brian Boland	2005	188	323	2,334	21
4. Kenji Bahar	2018	207	345	2,626	20
5. Brandon Hill	2014	201	334	2,396	19
6. Brandon Hill	2013	181	323	2,356	19
7. Dan Sabella	1997	168	277	1,950	18
8. Kyle Frazier	2012	246	365	2,431	17
9. Dan Sabella	1995	175	303	2,149	17
10. Kenji Bahar	2017	205	331	2,368	16

## RUSHING YARDAGE - 1,000 yard seasons

Player	Years	Att.	Avg.	Yards
1. Pete Guerriero	2019	298	6.7	1,995
2. David Sinisi	2008	286	5.9	1,674
3. David Sinisi	2009	300	4.8	1,437
4. David Sinisi	2007	206	5.7	1,184
5. Chris Reed	1998	208	5.6	1,166
6. Julian Hayes	2013	243	4.6	1,111
7. K.B. Asante	2013	180	6.0	1,080
8. Pete Guerriero	2017	178	6.0	1,061
9. <b>Juwon Farri</b>	<b>2018</b>	<b>139</b>	<b>7.4</b>	<b>1,024</b>

## TOTAL OFFENSE YARDS

Player	Year	Plays	Rush	Pass	Total
1. Kenji Bahar	2019	524	177	3,864	3,861
2. Kenji Bahar	2018	398	143	2,626	2,769
3. Kyle Frazier	2012	449	231	2,431	2,662
4. Brian Boland	2006	404	253	2,353	2,606
5. <b>Tony Muskett</b>	<b>2021</b>	<b>438</b>	<b>-47</b>	<b>2,651</b>	<b>2,604</b>
6. Brian Boland	2005	370	184	2,334	2,518
7. Kyle Frazier	2010	381	334	2,072	2,406
8. Kenji Bahar	2017	384	33	2,368	2,401
9. Brandon Hill	2014	363	-153	2,396	2,243
10. Cody Williams	2015	421	362	1,868	2,230

## RUSHING TOUCHDOWNS 10+

Player	Years	Att.	Yards	TD
1. David Sinisi	2008	286	1,674	22
2. Chris Reed	1998	208	1,166	21
3. Pete Guerriero	2019	298	1,995	18
4. David Sinisi	2007	206	1,184	17
5. Julian Hayes	2011	216	805	14
6. David Sinisi	2009	300	1,437	13
7. David Sinisi	2006	171	754	13
8. Matt Merklinger	2000	192	913	12
9. Devell Jones	2017	62	307	11
10. Julian Hayes	2012	159	659	11
11. <b>Juwon Farri</b>	<b>SP21</b>	<b>104</b>	<b>520</b>	<b>10</b>
Devell Jones	2019	91	422	10
Matt Merklinger	2001	203	819	10

**THE LAST MEETING**

**Monmouth at Fordham**

September 11, 2022

*Bronx, New York*



	1	2	3	4	F
Monmouth	0	14	9	3	26
Fordham	0	10	6	7	23

**SCORING PLAYS**

<b>2nd</b>	12:28	MON	Scott 35 yd pass from Muskett (Null kick)
			6 plays, 68 yards, 02:24, 7-0
	08:36	FOR	Leinenweber 27 yd field goal
			12 plays, 65 yards, 3:52, 7-3
	03:38	FOR	Carter 8 yd pass from DeMorat (Leinenweber kick)
			5 plays, 55 yards, 2:00, 10-7
	01:01	MON	Farri 3 yd run (Null kick)
			10 plays, 78 yards, 02:37, 14-10
<b>3rd</b>	11:39	MON	Muskett 5 yd run (Null kick)
			7 plays, 53 yards, 2:16, 21-10
	02:17	FOR	Kokosioulis 9 yd pass from DeMorat, Tim
			15 plays, 80 yards, 5:00, 21-16
	02:17	MON	Terry 98 yd PAT interception return
			23-16
<b>4th</b>	06:20	MON	Null 37 yd field goal
			12 plays, 47 yards, 3:51, 26-16
	04:07	FOR	Carter 39 yd pass from DeMorat (Leinenweber kick)
			9 plays, 65 yards, 2:25, 26-23

	MON	FOR
<b>First Downs</b>	28	24
<b>Rushes - Yards</b>	42-200	28-117
<b>Passing Yards</b>	268	352
<b>Passes (A-C-I)</b>	30-44-1	27-49-0
<b>Total Offense</b>	86-468	77-469
<b>Fumbles-Lost</b>	2-0	2-2
<b>Penalties-Yards</b>	5-30	9-93
<b>Time of Possession</b>	34:02	25:58

**RUSHING**

MON	Farri 31-156 1 TD; Muskett 8-30 1 TD Wright 2-8; Shirden 1-6
FOR	Wilson III 17-61; DeMorat 8-44; FERIA 2-9

**PASSING**

MON	Muskett 30-for-44, 268 yards, 1 TD, 1 INT
FOR	DeMorat 27-for-49, 352 yards, 3 TD, 0 INT

**RECEIVING**

MON	Scott 6-85 1 TD; Greene Jr. 5-66; Tredway 7-58 Moore 5-26; Archie 2-19; Farri 2-11; Marcus 2-11 Kearney 1-18; Wright 1-14; Fleming 1-2
FOR	Carter 5-97 2 TD; Wright 4-76; Kokosioulis 5-61 1 TD El-Zayat 8-58; Cody 4-49

**GAME NOTES**

Tony Muskett threw 16 straight completions to open the game  
 Lonnie Moore IV became Monmouth's all-time leader in kickoff return yards and has 1,372 yards on 61 returns  
 Dominick Spano registered his first sack as a Hawk  
 Justin O'Bannon forced a second quarter fumble on a sack that was recovered by Eddie Hahn V  
 Gene Scott set new career highs of 6 catches and 85 yards  
 Terrance Greene Jr. has now caught a reception in 20 consecutive games and 25 out of 30 career contests  
 Muskett's 30 completions set a new career high  
 Monmouth outgained the Rams 270-242 in the first half  
 Juwon Farri had 156 yards, his 10th career 100-yard game  
 Justin Terry had 10 tackles, including eight solo stops  
 MU was 6-of-13 on third down and 1-of-3 on fourth down

**THE LAST TIME WHEN MONMOUTH**

**SCORING OFFENSE**

Scored 30 or more points	35 at North Carolina A&T 10/30/21
Scored 40 or more points	44 vs. Robert Morris 11/13/21
Scored 50 or more points	54 vs. Gardner-Webb 10/02/21

**TOTAL OFFENSE**

Had more than 400 total yards	470 vs. North Alabama 11/06/21
Had more than 500 total yards	508 vs. Robert Morris 11/13/21
Had more than 600 total yards	696 vs. Hampton 11/23/19
Had more than 700 total yards	790 at Gardner-Webb 11/17/18

**RUSHING OFFENSE**

Rushed for 150 or more yards	176 vs. North Alabama 11/06/21
Rushed for 200 or more yards	266 vs. Robert Morris 11/13/21
Rushed for 250 or more yards	266 vs. Robert Morris 11/13/21
Rushed for 300 or more yards	333 at Campbell 11/16/19
Rushed for 350 or more yards	359 at Gardner-Webb 11/17/18
Rushed for 400 or more yards	417 vs. La Salle 09/21/97

**PASSING OFFENSE**

Passed for 250 or more yards	281 at New Hampshire 09/01/22
Passed for 300 or more yards	337 at Kennesaw State 11/20/21
Passed for 350 or more yards	393 at Montana 09/21/19
Passed for 400 or more yards	417 vs. Hampton 11/23/19

**SCORING DEFENSE**

Allowed 0 points	0 vs. Presbyterian 10/12/19
Allowed 3 or fewer points	3 vs. Charleston Southern 11/03/18
Allowed 7 or fewer points	7 vs. Robert Morris 11/13/21
Allowed 10 or fewer points	10 at Campbell 11/16/19
Allowed 14 or fewer points	at Charleston Southern 09/18/21

**TOTAL DEFENSE**

Allowed fewer than 75 total yards	63 at La Salle 10/03/98
Allowed fewer than 100 total yards	88 vs. Sacred Heart 10/07/06
Allowed fewer than 125 total yards	123 at Sacred Heart 10/08/05
Allowed fewer than 150 total yards	136 vs. Presbyterian 10/12/19
Allowed fewer than 175 total yards	160 vs. Robert Morris 11/13/21
Allowed fewer than 200 total yards	191 at Wagner 10/5/19
Allowed fewer than 225 total yards	223 at Gardner-Webb 11/11/17
Allowed fewer than 250 total yards	228 at Gardner-Webb 04/03/21

**RUSHING DEFENSE**

Allowed 0 or fewer yards	-12 at Lafayette 09/07/19
Allowed 25 or fewer yards	14 vs. Robert Morris 10/11/11
Allowed 50 or fewer yards	37 vs. Robert Morris 11/13/21
Allowed 75 or fewer yards	53 vs. Princeton 10/09/21
Allowed 100 or fewer yards	81 at New Hampshire 09/01/22

**PASSING DEFENSE**

Allowed 50 or fewer yards	35 vs. Stony Brook 10/12/02
Allowed 100 or fewer yards	100 at Kennesaw State 11/20/21
Allowed 150 or fewer yards	123 vs. Robert Morris 11/13/21
Allowed 200 or fewer yards	189 at Charleston Southern 09/18/21

**INSIDE THE SERIES**

Series Record	3-1
At Monmouth	1-0
At Fordham	2-1
Most Monmouth points	42, 10/01/16
Most Fordham points	54, 09/26/15
Most combined points	85, 09/26/15
Biggest Monmouth win	23-9, 09/02/06
Current streak	Monmouth, W2

**GAME-BY-GAME**

Date	Location	Score	Winner
09/11/21	Bronx, NY	26-23	Monmouth
10/01/16	West Long Branch, NJ	42-41 OT	Monmouth
09/26/15	Bronx, NY	54-31	Fordham
09/02/06	Bronx, NY	23-9	Monmouth

**THE LAST TIME AN INDIVIDUAL**

**INDIVIDUAL RUSHING**

Rushed for 100+ yards	Shirden (156) vs. Robert Morris 11/13/21
Opponent	Shepherd (118) Kennesaw State 11/20/21
Rushed for 200+ yards	Guerriero (220) vs. Holy Cross 11/30/19
Opponent	Phillyaw (234) Howard 10/08/16
Consecutive 100 yard games	Farri vs. GWU/KSU (2021)
Two 100+ yard rushers	Farri (124) & Holden (112) vs. Gardner-Webb 04/03/21
Opponent	Shepherd (118) and Cousin (114) Kennesaw State 11/20/21
Scored 3+ rushing TD	Farri (3) at Charleston Southern 09/18/21
Opponent	Shepherd (4) Kennesaw State 11/20/21
Rushed for 50+ yards on a single play	Shirden (75) vs. Robert Morris 11/13/21
Opponent	Adeleke (61) Kennesaw State 11/20/21
Totaled 25+ carries	Farri (31) at Fordham 09/11/21
Opponent	Shepherd (29) Kennesaw State 11/20/21

**INDIVIDUAL PASSING**

Completed 20+ passes	30 Muskett at New Hampshire 09/01/22
Opponent	27 Smith, Princeton 10/9/21
Completed 30+ passes	30 Muskett at New Hampshire 09/01/22
Opponent	31 Chambers, Charleston Southern 03/27
Passed for 300+ yards	337 Muskett at Kennesaw State 11/20/21
Opponent	314 Hartley, Campbell 10/16/21
Passed for 3 TD	Muskett (4) vs. Robert Morris 11/13/21
Opponent	DeMorat (3), Fordham 9/11/21

**INDIVIDUAL RECEIVING**

10+ receptions	White Jr (10) at Gardner-Webb 11/17/18
100+ receiving yards	Greene (108) vs. Kennesaw State 11/20/21
Opponent	Lepkowski (121), New Hampshire 09/01/22
150+ receiving yards	166 Greene Jr. vs. CSU 03/27/21
200+ receiving yards	220 White Jr. (220) at Gardner-Webb 11/17/18
2 TD receptions	Miller vs. GWU 10/2/21
Opponent	Snead (2) Campbell 10/16/21
3 TD receptions	Moore vs. North Alabama 11/06/21

**INDIVIDUAL DEFENSE**

Multiple interceptions	Budd (2) vs. UAlbany 09/14/19
Interception for a TD	Budd (22 yds) vs. Princeton 10/09/21
Opponent	Harris (25 yds), New Hampshire 09/01/22
Registered 10+ tackles	Grimes (11) at New Hampshire 09/01/22
Registered 20+ tackles	Wharton (21) at Liberty 10/22/16
Recovered a fumble for a TD	Shoemaker (22 yards) vs. GWU 10/2/21
Opponent	Cureton (41 yards), Presbyterian 10/27/18
Forced a safety	at Campbell 11/16/19
Opponent	NC A&T 10/30/21

**SPECIAL TEAMS**

Attempted a 40+ yard FG	Null (48) at Campbell 10/16/21
Converted a 40+ yard FG	Null (48) at Campbell 10/16/21
Blocked a FG	Schoer vs. Campbell 09/20/18
Blocked a punt	Hernandez vs. Charleston Southern 09/18/21
Returned a blocked punt for a TD	Brandon at Bryant 11/16/13
Blocked a PAT	Massey vs. Holy Cross 11/30/19
Returned a PAT for a score	Terry (Interception) Fordham 09/11/21
Returned a kickoff for a TD	Moore IV (93 yards) at JMU 12/07/19
Returned a punt for a TD	Grasso (70 yards) vs. Presbyterian 11/04/17

# MONMOUTH DEPTH CHART

## OFFENSE

### Quarterback

- 11 Tony Muskett (6-2, 210, Jr.)  
12 Enzo Arjona (6-0, 195, Fr.)

### Running Back

- 6 Juwon Farri (5-10, 205, Sr.)  
26 Owen Wright (5-11, 225, Gr.)  
20 Jaden Shirden (5-9, 185, So.)

### Slot Wide Receiver

- 15 Dymere Miller (6-0, 180, Jr.)  
14 Alex Bryant (5-11, 175, Jr.)

### Wide Receiver

- 8 Darrion Carrington (6-2, 200, Gr.)  
3 Joey Aldarelli (6-1, 200, Gr.)

### Wide Receiver

- 18 Assanti Kearney (6-2, 220, Sr.)  
9 Ugo Obasi (6-1, 200, Gr.)  
36 Dre Tucker (6-1, 180, Sr.)

### Tight End

- 88 Justin Marcus (6-5, 235, Gr.)  
86 Jack Neri (6-3, 240, Jr.)  
87 Sean Fleming (6-4, 225, Sr.)

### Left Tackle

- 77 Jordan Hall (6-4, 310, Sr.)  
71 Kyrik Mason (6-5, 295, So.)

### Left Guard

- 78 Will Argo (6-4, 325, Sr.)  
73 Oliver Jervis (6-5, 300, Sr.)

### Center

- 74 Tyler Williams (6-3, 300, 5Sr.)  
79 TJ Lewis (6-1, 285, So.)

### Right Guard

- 76 Greg Anderson (6-5, 320, Sr.)  
68 Ed Gatling (6-3, 315, RSr.)

### Right Tackle

- 69 Justin Szuba (6-8, 310, Gr.)  
62 JT Cornelius (6-6, 285, Jr.)

## SPECIAL TEAMS

### Kicker

- 48 Vincenzo Rea (6-4, 215, RFr.)  
41 Eric Bernstein (6-2, 215, Sr.)

### Long Snapper

- 66 Kent Vines (6-1, 270, 5Sr.)  
27 Justin Nyers (6-0, 210, So.)

### Holder

- 49 Ryan Kost (6-2, 220, Gr.)  
12 Enzo Arjona (6-0, 195, Fr.)

## DEFENSE

### Rush

- 98 Zamon Robinson (6-4, 220, Sr.)  
34 Isaiah Bishop (6-2, 240, Sr.)

### Defensive Tackle

- 99 Nick Shoemaker (6-2, 280, Gr.)  
96 Dominick Spano (6-3, 285, 5Sr.)

### Defensive Tackle

- 61 Pat Hayden (6-2, 265, Sr.)  
58 Sheku Tonkara (6-2, 265, Jr.)

### Defensive End

- 95 Justin O'Bannon (6-5, 245, Jr.)  
92 Chris King (6-3, 260, Fr.)

### Linebacker

- 55 Ryan Moran (5-10, 215, Sr.)  
50 Caleb Dennis (6-1, 230, Jr.)

### Linebacker

- 4 Remi Johnson (6-2, 230, So.)  
51 Tyler Delgado (6-2, 210, Sr.)

### Linebacker

- 5 Da'Quan Grimes (5-11, 225, Gr.)  
43 Matt Griffin (6-1, 215, Gr.)

### Cornerback

- 1 Eddie Morales III (5-10, 185, Gr.)  
16 Jaylen Dotson (5-10, 180, So.)

### Safety

- 2 Tyrese Wright (6-0, 215, Sr.)  
23 Jyair Thomas (6-0, 210, Sr.)

### Safety

- 7 TJ Kamara (6-1, 210, Jr.)  
13 Jason Antwi (6-1, 210, Sr.)

### Cornerback

- 17 Mike Reid (6-2, 205, Jr.)  
31 Phil Rawlings (6-1, 200, Fr.)

## START CHART

Consecutive			
Offense	'22	Starts	Career
Aldarelli	---	---	6
Anderson	1	---	6
Carrington	1	---	1
Farri	1	---	17
Hall	1	---	1
Jervis	1	7	14
Kearney	1	---	5
Miller	1	---	1
Muskett	1	16	16
Neri	1	---	1
Shirden	---	---	3
Szuba	1	---	17
Williams	1	---	1
Wright	---	---	1

Consecutive			
Defense	'22	Starts	Career
Antwi	---	---	3
Dotson	1	---	2
Grimes	1	---	17
Hayden	1	8	9
Joe-Kamara	1	---	1
Joseph	---	---	1
Morales	1	16	19
Moran	1	7	8
O'Bannon	1	---	1
Reid	1	6	11
Robinson	1	---	4
Spano	---	6	6
Shoemaker	1	10	23
Wright	1	16	22

Consecutive			
Specialists	'21	Starts	Career
Rea	1	---	1
Kost	1	26	28
Vines	1	41	41

### Players who started every game in 2020, '21

Offense (1) Tony Muskett

Defense (2) Tyrese Wright, Eddie Morales

Specialist (2) Ryan Kost, Kent Vines

### Longest Active Starting Streaks

Kent Vines (LS) 41





## NOTES ON THE TWO DEEP

## OFFENSE

Pos	No.	Name	Yr.	Ht	Wt	Player Notes
QB	11	<b>Tony Muskett</b>	JR	6-2	210	<b>Has thrown a TD in all 16 career starts for MU   Threw career-high 3 INTs vs UNH</b>
	12	Enzo Arjona	FR	6-0	195	True freshman quarterback who enrolled at Monmouth prior to the spring semester
RB	6	<b>Juwon Farri</b>	RSR	5-10	205	<b>2020-21 Big South Offensive Player of the Year   2020-21 STATS Second Team All-American</b>
	26	Owen Wright	GR	5-11	225	Scored a pair of short yardage TDs last week against UNH   six career touchdowns at MU
	20	Jaden Shirden	SO	5-9	185	Ran for 497 yards on 77 carries with three touchdowns as a true freshman   Two 75-yard TD runs in his career
WR	15	<b>Dymere Miller</b>	JR	6-0	180	<b>Top returning receiver after totaling 267 yards receiving on 20 receptions with one TD</b>
	14	Alex Bryant	GR	5-11	175	Career-high eight receptions for 67 yards and first career touchdown vs UNH
WR	8	<b>Darrion Carrington</b>	GR	6-2	200	<b>Transfer from Yale   Played locally at Toms River North   29 receptions, 407 yards &amp; 4 TD at Yale</b>
	3	Joey Aldarelli	SR	6-1	200	Tied for second on the team with five touchdown receptions in 2021   42 catches in 36 career games
WR	18	<b>Assanti Kearney</b>	SR	6-2	210	<b>Has 18 receptions for 160 yards and two touchdowns in 25 career games</b>
	9	Ugo Obasi	GR	6-1	200	UVA transfer   Had four receptions for 58 yards against UNH
TE	88	<b>Justin Marcus</b>	GR	6-5	235	<b>Has appeared in 22 games during his career   Five career receptions all in 2021</b>
	86	Jack Neri	JR	6-3	240	Appeared in four games at tight end   Started first career game against UNH
LT	77	<b>Jordan Hall</b>	SR	6-4	310	<b>13 career appearances   First start against UNH</b>
	71	Kyrrik Mason	SO	6-5	295	Did not see any game action as a true freshman
LG	78	<b>Will Argo</b>	SR	6-4	325	<b>Has appeared in seven career games as a reserve offensive lineman</b>
	73	Oliver Jervis	SR	6-5	300	Former HS quarterback recruited to play OT   25 career games with 15 starts
C	74	<b>Tyler Williams</b>	SR	6-3	300	<b>Nine career games played, including seven last season   Played HS at NJ powerhouse Don</b>
	79	TJ Lewis	SO	6-1	285	Did not see any game action as a true freshman
RG	76	<b>Greg Anderson</b>	SR	6-5	320	<b>Appeared in 24 career games   Six career starts</b>
	68	Ed Gatling	SR	6-3	315	Appeared in two games as a reserve offensive lineman
RT	69	<b>Justin Szuba</b>	GR	6-8	310	<b>Started first game in over a year against UNH   HeroSports Sophomore All-America in 2019</b>
	62	JT Cornelius	JR	6-6	285	Appeared in one career game as a reserve offensive lineman


## DEFENSE

Pos	No.	Name	Yr.	Ht	Wt	Player Notes
DE	95	<b>Justin O'Bannon</b>	JR	6-5	245	<b>15 tackles and 1.5 sacks in 2021   1st career start vs UNH   Played in 13 career games</b>
	92	Chris King	FR	6-3	260	Transfer from Buffalo who did not compete for the Bulls in 2021
DT	61	<b>Pat Hayden</b>	SR	6-2	265	<b>Played in 10 career games with seven straight starts   Career-high five tackles at KSU in '21</b>
	96	Dominick Spano	SR	6-3	285	Played in 12 games, including five starts   20 tackles, including 12 solo, two TFL and three sacks in 2021
DT	99	<b>Nick Shoemaker</b>	SR	6-2	280	<b>63 tackles, 9.5 tackles for loss in 30 career games   Fumble recovery TD vs. GWU</b>
	58	Sheku Tonkara	JR	6-2	265	Has played in 14 career games   10 total tackles, six solo, and one TFL
RUSH	98	<b>Zamon Robinson</b>	SR	6-4	220	<b>Howard transfer prior to '21   Recorded Monmouth's only sack vs UNH</b>
	34	Isaiah Bishop	SR	6-2	240	Has played in 14 career games on defense and special teams   11 tackles, six solo
LB	4	<b>Remi Johnson</b>	SO	6-3	230	<b>Played in 9 career games in two season   First career start in wk 1</b>
	51	Tyler Delgado	SR	6-2	210	24 career games played, totaling 5.5 TFL   46 career stops, including a career-best seven vs. Holy Cross
LB	55	<b>Ryan Moran</b>	SR	5-10	215	<b>Played all 11 games, including six starts in 2021   58 tackles, 30 solo stops, 4.5 TFL, 3.5 sacks</b>
	50	Caleb Dennis	JR	6-1	230	Played in four career games   Totaled three tackles   Played at Our Lady of Good Counsel HS
LB	5	<b>Da'Quan Grimes</b>	GR	5-11	225	<b>Missed 2021 due to injury   Led MU with 11 tckls vs UNH   eclipsed 200 tackles in wk 1</b>
	43	Matt Griffin	JR	5-10	215	Ten career games played on defense and special teams
CB	1	<b>Eddie Morales III</b>	SR	5-10	185	<b>2022 Team Captain   8 career INTs   26 career passes defended   150 tackles</b>
	16	Jaylen Dotson	SO	5-10	180	First career start vs UNH   Five tackles against UNH
CB	17	<b>Mike Reid</b>	SO	6-5	205	<b>15 career gms/10 starts   48 career tackles, 10 passes defended</b>
	31	Phil Rawlings	FR	6-1	200	Played DB and WR at St. John's Catholic High School
SS	2	<b>Tyrese Wright</b>	SR	6-0	215	<b>130 tackles in three seasons   22 career starts   2022 Team Captain</b>
	23	Jyair Thomas	SR	6-0	210	Has made 24 appearances on defense and special teams in three seasons   15 career tackles
FS	7	<b>TJ Kamara</b>	JR	6-1	210	<b>Transfer from Temple   Had five tackles in debut for the Hawks</b>
	13	Jason Antwi	SR	6-0	210	16 career appearances   27 career tackles, including 15 during the spring 2021 season

## SPECIALISTS

Pos	No.	Name	Yr.	Ht	Wt	Player Notes
PK	48	<b>Vincenzo Rea</b>	FR	6-4	215	<b>First career game vs UNH   0-1 in FG   3-for-3 XP</b>
	41	Eric Bernstein	SR	6-2	215	Will serve as backup placekicker and punter   Spent 2021 at Rutgers and 2019-20 at Towson
P	49	<b>Ryan Kost</b>	SR	6-2	200	<b>Career-long punt of 62 yards   42.6 yard average   23 career 50+ yard punts</b>
	41	Eric Bernstein	SR	6-2	215	Will serve as backup placekicker and punter   Spent 2021 at Rutgers and 2019-20 at Towson
KR	15	<b>Dymere Miller</b>	JR	6-0	180	<b>Has three career kickoff returns with a long return of 18 yards</b>
	1	Eddie Morales III	GR	5-10	185	Has seven career kickoff returns with a long return of 23 yards
PR	1	<b>Eddie Morales III</b>	GR	5-10	185	<b>CAA Preseason All-Conference selection at punt returner   FC 3 punts vs UNH</b>
	15	Dymere Miller	JR	6-0	180	Will handle back up punt return duties in 2021
LS	66	<b>Kent Vines</b>	SR	6-1	270	<b>LS for Monmouth for 41 consecutive games</b>
	27	Justin Nyers	SO	6-0	210	Will serve as backup long snapper
HO	49	<b>Ryan Kost</b>	SR	6-2	220	<b>Senior who will be Monmouth's primary holder in 2022   Starting punter</b>
	12	Enzo Arjona	FR	6-0	195	True freshman QB who will serve as backup holder

## HEAD COACH KEVIN CALLAHAN



The only head coach in the history of football at Monmouth, Kevin Callahan has developed a winning tradition in West Long Branch. Callahan, whose 173 career wins is sixth among active coaches at the FCS level, has guided a once fledgling non-scholarship program to a top-ten national ranking and multiple NCAA playoff berths. He is one of two FCS coaches with 160+ wins all at one institution and his 29 years as a head coach is tied for the fourth-most among active coaches. In 2019 he was named AFCA Region II Coach of the Year and he is a two-time finalist for the

Eddie Robinson Award, bestowed upon the nation's top FCS Coach.

Beginning his 30th season at the helm of the Hawks in the fall of 2021, Callahan has amassed a 173-129 record while his teams have captured seven conference titles and three FCS playoff appearances. Along the way, Monmouth has been ranked among the top 20 in total offense on four occasions and in total defense five times. Meanwhile, over 170 players have earned conference recognition, while numerous Hawks have earned regional and national honors. Regarded as an outstanding coach by his peers, Callahan served as the President of the FCS Football Coaches Committee in 2007-08 and served a 10-year term as a member of the committee. Under his watch, 12 former Hawks have earned spots on NFL rosters, including Super Bowl Champion Chris Hogan and Miles Austin who was an All-Pro wide receiver for the Dallas Cowboys.

Academically, Callahan's squads have consistently performed at a high level. Fourteen players have been named to the prestigious FCS ADA Academic All-Star team (average of 55 FCS players selected per season) a total 19 times. Monmouth has had at least one representative on the Capital One Academic All-District Team in 18 of the last 20 seasons, with Justin Rosato and Justin Szuba earning Academic All-American honors.

Callahan and the Hawks closed out the Big South era in 2021 with a 6-1 league mark and a 7-4 overall record. Monmouth placed 16 players on All-Big South teams, including 11 first team selections. The Hawks featured the top scoring unit in the conference at 32.0 points per game and had eight of 11 starters earn all-league honors. AJ Farris, Juwon Farri and Tony Muskett earned All-America honors while Farris was named as the nation's top offensive center by winning the Rimington Award for the second straight season. Monmouth amassed a 23-3 conference record over the final five seasons they were a member of the Big South Conference. Wide receiver Lonnie Moore IV and tight end Gene Scott would earn tryouts with NFL teams at the conclusion of the season.

The Hawks continued their upward trajectory in the shorted 2020-21 campaign as they earned their second consecutive Big South Championship. Callahan was named conference Coach of the Year for the fifth time in his career as the program ended the season ranked 10th in both the American Football Coaches Association Poll (AFCA) and the Athlon Sports Poll, while finishing 11th in the STATS Perform Media Poll. Monmouth was also the top-ranked private school in the FCS after a near-upset of eventual Sam Houston in the FCS Playoffs. The Hawks claimed two NCAA statistical champions in Juwon Farri (scoring) and the team on defense for most sacks (4.50 per game). Farri, the Big South Offensive Player of the Year, was a consensus Second Team All-America selection and was top-3 nationally in a number of rushing statistics. Freshman quarterback Tony Muskett earned Big South Offensive Freshman of the Year en route to a fifth-place finish for the Jerry Rice Award (FCS Freshman of the Year).

Monmouth football reached new heights in 2019, winning its first Big South Championship and first playoff game, en route to a No. 12 final ranking while setting a plethora of team and individual records. The Hawks set records for overall wins with 11, home wins (7) and put together a program record nine-game winning streak. Monmouth had a program-best 17 All-Big South selections led by fifth-year senior quarterback Kenji Bahar, who was also the

Big South Offensive Player of the Year. Seven different Hawks took home All-American honors including running back Pete Guerriero who led the NCAA in rushing en route to consensus All-American status. Guerriero, who broke the Monmouth rushing and all-purpose yard records became Monmouth's first Walter Payton Award Finalist, finishing in third place. Callahan earned his first Big South Coach of the Year honor as voted on by his peers.

In 2018 Monmouth's offense was one of the top in all of the FCS setting over 15 individual and team records. The Hawks completed their second consecutive eight-win season while finishing second in the Big South. A Monmouth record 12 Hawks earned spots on the All-Big South Team while freshman running back Juwon Farri earned Big South Offensive Freshman of the Year and finished fifth in the Jerry Rice Award voting. Wideout Reggie White Jr. set almost every single-season and career receiving mark and his efforts were rewarded with numerous All-America nods and a free agent contract with the New York Giants.

Prior to accepting the head coaching position at Monmouth in August of 1992, Callahan served as assistant coach at Colgate University for eight seasons. While with the Raiders, Callahan served as assistant head coach and defensive coordinator, while tutoring the linebackers and secondary. Callahan groomed his defensive coordinating skills at Wagner College from 1981 to 1983. In 1980, Callahan served as an assistant coach under Frank Maloney at Syracuse as the assistant offensive backfield coach for the Orangemen.

A native of Elmira, N.Y., Callahan began his coaching career as a graduate assistant for three seasons at the University of Albany from 1977 to 1979. Callahan was a two-year standout defensive back at the University of Rochester. He earned a bachelor's degree in history from Rochester in 1977.

Callahan and his wife, Ann Marie, reside in Spring Lake Heights. They have two children, Kevin Jr. and Julia. His son Kevin Jr, a five-year veteran of collegiate coaching, recently joined the Hawk coaching staff mentoring the wideouts.

## CALLAHAN AT A GLIMPSE

## PERSONAL

**Birthdate:** February 18, 1955

**Birthplace:** Elmira, N.Y.

**Hometown:** Elmira, N.Y.

**Family:** Wife (former Ann Marie Carmody); Children (daughter Julia and son Kevin)

## EDUCATION

**High School:** Elmira (N.Y.) Southside (1973)

**College:** Rochester (1977)

## PLAYING EXPERIENCE

1975-76 Rochester

## COACHING EXPERIENCE

1977 Albany (Offensive Backfield)  
1978-79 Albany (Outside Linebackers)  
1980 Syracuse (Offensive Backfield)  
1981-84 Wagner (Def. Coordinator)  
1984-91 Colgate (Def. Coordinator)  
1991 Colgate (Assistant Head Coach)  
1992- Monmouth (Head Coach)  
Record at MU: 166-125

## COACHING HONORS

1998 NEC Coach of the Year  
2003 NEC Coach of the Year  
2006 NEC Coach of the Year  
2019 Big South Coach of the Year  
SP2021 Big South Coach of the Year

## CONFERENCE TITLES

1983 ECAC Metro Conference  
(Assistant Coach - Wagner)  
Northeast Conference  
(Head Coach - Monmouth)  
1996 Northeast Conference  
(Head Coach - Monmouth)  
1998 Northeast Conference  
(Head Coach - Monmouth)  
2003 Northeast Conference  
(Head Coach - Monmouth)  
2004 Northeast Conference  
(Head Coach - Monmouth)  
2006 Northeast Conference  
(Head Coach - Monmouth)  
2019 Big South Conference  
(Head Coach - Monmouth)  
SP2021 Big South Conference  
(Head Coach - Monmouth)

## POSTSEASON EXPERIENCE

1977 NCAA III Semifinals  
(Assistant Coach - Albany)  
1983 NCAA III Quarterfinals  
(Assistant Coach - Wagner)  
2003 ECAC Football Classic  
(Head Coach - Monmouth)  
2006 Gridiron Classic  
(Head Coach - Monmouth)  
2017 NCAA First Round  
(Head Coach - Monmouth)  
2019 NCAA Second Round  
(Head Coach - Monmouth)  
SP2021 NCAA First Round  
(Head Coach - Monmouth)

## OTHER HONORS

2003 Named New Jersey Sports  
Writers Coach of the Year  
2006 Inducted to Jersey Shore  
Hall of Fame  
2007-08 Served as President of the  
FCS Coaches Committee  
2016 Inducted to Shore Coaches  
Football Foundation HOF  
2017 Finalist for Eddie Robinson  
Award (10th)  
2019 AFCA Region II  
Coach of the Year  
2019 Finalist for Eddie Robinson  
Award (4th)  
SP2021 Finalist for Eddie Robinson  
Award (10th)




## MONMOUTH FOOTBALL COACHING STAFF

## IN THE BOOTH




**JEFF GALLO**  
Offensive Coordinator  
18th Season (Monmouth '05)



**KEVIN CALLAHAN JR**  
Wide Receivers  
4th Season (Amherst '14)



**JIMMY ROBERTSON**  
QB's/Pass Game Coord.  
1st Season (RPI '10)



**BRIAN GABRIEL**  
Offensive Line/RGC  
19th Season (Siena '02)



**SAM DORSETT**  
Running Backs  
10th Season (Robert Morris '03)



**ANDY BOBIK**  
Defensive Coordinator  
29th Season (Colgate '82)



**ANDREW KIRKLAND**  
Linebackers  
8th Season (Colgate '09)



**BISHOP NEAL**  
Defensive Backs  
1st Season (St. Francis '15)



**DAVID KUNYZ**  
Defensive Line  
4th Season (Plymouth State '09)

## MONMOUTH INFORMATION

Head Coach:.....Kevin Callahan (Rochester, 1977)  
Record at MU/Seasons:.....173-129/29  
CAA Record at MU/Seasons:.....0-0/1  
Career Record/Seasons:.....173-129/29  
Assistant Coaches:.....  
Assoc. Head Coach/DC/DL.....Andy Bobik (Colgate, '82)  
Offensive Coordinator/TEs.....Jeff Gallo (Monmouth, '05)  
QB's/Pass GM Coord.....Jimmy Robertson (RPI, '10)  
RB's/Special Teams Coord.....Sam Dorsett (Robert Morris, '03)  
OL/Run GM Coord.....Brian Gabriel (Siena, '02)  
Wide Receivers.....Kevin Callahan Jr (Amherst, '14)  
Linebackers.....Andrew Kirkland (Colgate, '09)  
Defensive Backs.....Bishop Neal (SFPA, '15)  
Defensive Line.....David Kunyz (FDU, '05)  
Football Office Phone:.....(732) 263-5179  
Home Field:.....Kessler Stadium (4,200)  
Surface:.....FieldTurf  
Conference:.....Colonial Athletic Association  
Nickname/Colors:.....Hawks/Midnight Blue and White  
2021 Record:.....7-4  
2021 Home Record:.....3-2  
2021 Road Record:.....4-2  
Letterwinners Returning/Lost:.....56/15  
Starters Returning/Lost:.....12/10  
Newcomers:.....23  
Football Athletics Trainer:.....Kenneth Marsaglia  
Athletic Training Room Phone:.....(732) 263-5249  
Football Equipment Manager.....Mike Iulucci  
All-Time Record (since 1993):.....173-129 (29 seasons)  
All-Time NEC Record (1996-2012):.....68-45 (16 seasons)  
All-Time Big South Record (since 2014-21):.....27-15 (8 seasons)  
All-Time Home Record.....85-56  
All-Time Road Record.....88-73 (0-1 Neutral)  
Big South Conference Championships.....2019, 2020  
Northeast Conference Championships.....1996, 1998, 2003, 2004, 2006  
NCAA Playoff Appearances.....2017, 2019, 2020

Mailing Address:.....400 Cedar Avenue  
.....West Long Branch, NJ 07764  
Athletics Department Phone:.....(732) 571-3415  
Athletics & SID Fax:.....(732) 571-3535  
Founded:.....1933  
Enrollment:.....6,300  
Athletics Website:.....MonmouthHawks.com  
Football Twitter/Instagram:.....@MUHawksFB  
Football Facebook Page:.....www.facebook.com/MUFootball  
President:.....Patrick F. Leahy  
Vice President & Director of Athletics:.....Jeff Stapleton  
Senior Associate AD/External Affairs:.....Greg Viscomi  
Senior Assoc. AD/Compliance/SWA:.....Jen Sansevero  
Senior Assoc. AD/Business Affairs:.....Jarred Weiss  
Senior Assoc. AD/Sports Medicine:.....Simon Rosenblum  
Assoc. AD/Communications:.....Mark Morhman  
Assoc. AD/New Media:.....Gary Kowal  
Assoc. AD/Sponsorships/Broadcasting:.....Eddy Occhipinti  
Assoc. AD/Marketing:.....Ken Taylor  
Assoc. AD/Event Management:.....Rich Carragher

## Athletics Communications Department

Senior Assoc. AD/External Affairs:.....Greg Viscomi  
Football Contact:.....Greg Viscomi  
Viscomi's Phone:.....(732) 571-4447  
Viscomi's Fax:.....(732) 571-3535  
Viscomi's email:.....gviscomi@monmouth.edu  
Assoc. AD/Communications:.....Mark Morhman  
Morhman's Phone:.....(732) 263-5180  
Morhman's email:.....mmorhman@monmouth.edu  
Assoc. AD/Communications:.....Gary Kowal  
Kowal's Phone:.....(732) 263-5557  
Kowal's email:.....gkowal@monmouth.edu  
Ath Communications Dir:.....Ryan Waldis  
Phone:.....TBA  
Email:.....rwaldis@monmouth.edu

## 2022 Media Information

## INTERVIEWS WITH COACH CALLAHAN

Media wishing to interview Coach Kevin Callahan must notify the Monmouth University Athletics Communications Office.

## WEEKLY PLAYER INTERVIEWS

All player interviews **must** be requested through the Monmouth University Athletics Communications Office, and must be arranged at least 24 hours in advance. Phone interviews are available by contacting the Athletics Communications Office. No cellular phone numbers will be supplied to members of the media.

## PRACTICE COVERAGE

Monmouth practices are open to the media, but please call in advance if you plan on attending. Practices during the week (Tues.-Thurs.) are from 8:30 to 10:30 a.m. Players and coaches will usually be available after practice. There is no media availability on Friday or pregame Saturday.

## POST-GAME INTERVIEWS

Post-game interviews for home games will be conducted in the media room of the OceanFirst Bank Center. Coach Callahan and requested players will be available after a brief cooling off period. Interviews following road games will be subject to the policies set forth by the home teams.

## MEDIA CREDENTIALS

Arrangements for media credentials for Monmouth University's home football games in must be made through the Monmouth University Athletics Communications Office. Requests by accredited media members should be made in writing and submitted on company letterhead to Greg Viscomi.

Priority of issuance of credentials will be given to daily newspapers and television stations which cover Monmouth football on a regular basis.

Credentials must be requested at least 48 hours prior to requested game.

## MEDIA WILL CALL

A will call window will be operated on game days at the Kessler Stadium box office for the distribution of credentials which have not been mailed. Proper ID will be required.

## PRESS BOX SERVICES

A media packet will be distributed to your seat prior to kickoff. Quarterly statistics and play-by-play will be distributed during the game. Final statistics and booklets will be distributed as soon as possible following the game.



## 2022 SITUATIONAL RECORD

When playing on artificial turf	0-1
When playing on natural grass	0-1
When playing during the day	0-0
When playing at night	0-1
When scoring first	0-1
When opponent scores first	0-0
Wins the coin toss	0-0
Loses the coin toss	0-1
When leading at halftime	0-0
When losing at halftime	0-1
When leading going into the 4th quarter	0-1
When losing going into the 4th quarter	0-0
In overtime	0-0
Leads in time of possession	0-1
Trails in time of possession	0-0
Scores 21+ points	0-1
Holds opponents to single digit scoring	0-0
Has a better starting field position	0-0
MU has more total yards than its opponent	0-0
MU has less total yards than its opponent	0-1
MU has more rushing yards than its opponent	0-0
MU has less rushing yards than its opponent	0-1
MU has more passing yards than its opponent	0-1
MU has less passing yards than its opponent	0-0
Has 18+ first downs in a game	0-1
Converts at least 45% of third down chances	0-0
Scores on 75% of red zone opportunities	0-1
Has a quarterback throw for 300+ yards	0-0
Has a quarterback throw for 200+ yards	0-1
Has a quarterback complete 65% of his passes	0-0
Has a 100+ yard rusher	0-0
Has a back carry the ball 20 times or more	0-0
Has a receiver catch 10+ passes	0-0
Has a receiver record 100+ yards	0-0
Holds an opponent to under 100 yards passing	0-0
Holds an opponent to under 200 yards passing	0-0
Records three or more sacks in a game	0-0
Has five or more tackles for a loss in a game	0-1
Intercepts an opposing quarterback	0-1
Wins the turnover battle	0-0
Loses the turnover battle	0-1
Has an equal amount of turnovers	0-0
Coming off a win the week before	0-0
Coming off a loss the week before	0-0
In white jerseys	0-1
In midnight blue jerseys	0-0
In gray jerseys	0-0

## KESSLER STADIUM: HOME OF THE HAWKS

Monmouth University plays all of its home football and lacrosse games at Kessler Stadium on the school's beautiful 156-acre campus in West Long Branch, New Jersey. On September 2, 2017, the Hawks celebrated the start of the 25th year of football by cutting the ribbon on the 16 million dollar Kessler Stadium. The Hawks went on to defeat Lafayette 31-12 in the first contest in the new stadium en route to going 5-0 at home, one of four times in school history MU has gone unbeaten at home. Monmouth dominated in those five wins, outscoring opponents 216-113 while racking up 43.2 points per game. In all, over 16,000 fans came out to watch the Hawks in their new home, including a sellout of 4,235 on homecoming against Liberty. The 2019 season saw the Hawks set a record for home wins while going unbeaten for the fourth time in history at 7-0. Included in those wins was the program's first ever NCAA Playoff win, a 44-27 victory over Holy Cross on November 30, 2019.

The facility expanded seating to over 4,200, stretching from endzone to endzone. It also features a ticket booth, restroom facilities, concession stands and storage. The third floor of the stadium houses the press box, coaches booths, radio and broadcast booths and a replay booth. The second floor features a full donor deck, where members of the Blue/White Club can enjoy the game as well as pre and post game events. It was announced in July of 2017 that Alumni John and Henni Kantor Kessler, class of 1969 and 1968, respectively, gave a generous seven-figure gift to ensure that the Kessler name continues to be synonymous with Monmouth Athletics. In the summer of 2014, the playing surface was refitted with a state-of-the-art artificial surface by the FieldTurf Corporation.

For the opening of the Monmouth Hawks' first football season in 1993, a 3,000-seat grandstand with press box was built. It was the Kessler's who stepped up to the plate in 1993, donating \$250,000 toward construction of the original facility. On September 25, 1993, the first-ever game was played at Kessler Field as the Hawks hosted Sacred Heart University. Although the facility officially seats 4,600 fans, a record crowd of 6,233 packed Kessler Field on Homecoming Weekend in 1993.

Behind the east endzone of Kessler Stadium sits Monmouth's 57 million dollar OceanFirst Bank Center, which houses the football locker room. Opening in the Fall of 2009, the buildings indoor arena and track provides a better training facility for the team's winter conditioning program as well as rehabilitation efforts. The building features meeting rooms that are large enough to accommodate the entire team but also areas small enough where individual positions can meet.



## HOME RECORDS SINCE 1993 (29 seasons)

<b>1993</b>	1-3	<b>2000</b>	3-2	<b>2010</b>	2-4	<b>2020</b>	2-0 (Spring 21)
<b>1994</b>	4-0	<b>2001</b>	3-2	<b>2011</b>	0-6	<b>2021</b>	3-2
<b>1995</b>	4-1	<b>2002</b>	2-3	<b>2012</b>	2-2		
<b>1996</b>	4-2	<b>2003</b>	5-0	<b>2013</b>	2-2		
<b>1997</b>	2-2	<b>2004</b>	5-1	<b>2014</b>	4-1		
<b>1998</b>	2-3	<b>2005</b>	3-1	<b>2015</b>	3-2		
<b>1999</b>	0-4	<b>2006</b>	5-2	<b>2016</b>	1-2		
		<b>2007</b>	1-3	<b>2017</b>	5-0		
		<b>2008</b>	3-2	<b>2018</b>	5-1		
		<b>2009</b>	2-3	<b>2019</b>	7-0		





## OPPONENT SCHEDULES / RESULTS

**NEW HAMPSHIRE**September 1 | 7 p.m.  
Wildcat Stadium | Durham, NH

## 2022 SCHEDULE

Sept. 1 **MONMOUTH \* W, 31-21**  
 Sept. 10 at UALBANY \*  
 Sept. 17 NC CENTRAL  
 Sept. 24 at Towson \*  
 Oct. 1 at Western Michigan  
 Oct. 8 STONY BROOK \*  
 Oct. 15 at Dartmouth  
 Oct. 22 ELON \*  
 Nov. 5 at Richmond \*  
 Nov. 12 RHODE ISLAND \*  
 Nov. 19 at Maine \*

**RECORD: 0-0, 0-0 CAA**

**GEORGETOWN**September 17 | 1 p.m.  
Kessler Stadium | West Long Branch, NJ

## 2022 SCHEDULE

Sept. 3 at Marist W, 45-12  
 Sept. 10 LEHIGH \*  
 Sept. 17 at Monmouth  
 Sept. 24 COLUMBIA  
 Oct. 1 at Fordham \*  
 Oct. 8 PENN  
 Oct. 22 at Colgate \*  
 Oct. 29 at Lafayette \*  
 Nov. 5 SAINT FRANCIS  
 Nov. 12 BUCKNELL \*  
 Nov. 19 HOLY CROSS \*

**RECORD: 0-0, 0-0 Patriot League**

**LEHIGH**October 1 | 12 p.m.  
Goodman Stadium | Bethlehem, PA

## 2022 SCHEDULE

Sept. 2 at Villanova L, 45-17  
 Sept. 10 at Georgetown \*  
 Sept. 17 RICHMOND  
 Sept. 24 at Princeton  
 Oct. 1 **MONMOUTH**  
 Oct. 8 FORDHAM \*  
 Oct. 15 at Cornell  
 Oct. 22 BUCKNELL \*  
 Nov. 5 at Holy Cross \*  
 Nov. 12 COLGATE \*  
 Nov. 19 at Lafayette \*

**RECORD: 0-0, 0-0 Patriot League**

**MAINE**October 15 | 1 p.m.  
Alfond Stadium | Orono, ME

## 2022 SCHEDULE

Sept. 3 at New Mexico, L 41-0  
 Sept. 10 COLGATE  
 Sept. 17 at Boston College  
 Oct. 1 VILLANOVA \*  
 Oct. 8 at Hampton \*  
 Oct. 15 **MONMOUTH**  
 Oct. 22 at Stony Brook \*  
 Oct. 29 RICHMOND \*  
 Nov. 5 at Rhode Island \*  
 Nov. 12 at UALBANY \*  
 Nov. 19 NEW HAMPSHIRE \*

**RECORD: 0-0, 0-0 CAA**

**TOWSON**October 29 | 1 p.m.  
Kessler Stadium | West Long Branch, NJ

## 2022 SCHEDULE

Sept. 3 at Bucknell W, 14-13 OT  
 Sept. 10 MORGAN STATE  
 Sept. 17 at West Virginia  
 Sept. 24 NEW HAMPSHIRE \*  
 Oct. 1 at Delaware \*  
 Oct. 8 at Elon \*  
 Oct. 22 WILLIAM & MARY \*  
 Oct. 29 at Monmouth \*  
 Nov. 5 VILLANOVA \*  
 Nov. 12 at Stony Brook \*  
 Nov. 19 HAMPTON \*

**RECORD: 0-0, 0-0 CAA**

**FORDHAM**September 10 | 1 p.m.  
Kessler Stadium | West Long Branch, NJ

## 2022 SCHEDULE

Sept. 1 at Wagner W, 48-31  
 Sept. 10 at Monmouth  
 Sept. 17 UALBANY  
 Sept. 24 at Ohio  
 Oct. 1 GEORGETOWN \*  
 Oct. 8 at Lehigh \*  
 Oct. 15 STONY BROOK  
 Oct. 22 at Holy Cross \*  
 Nov. 5 at Bucknell \*  
 Nov. 12 LAFAYETTE \*  
 Nov. 19 COLGATE \*

**RECORD: 0-0, 0-0 Patriot League**

**VILLANOVA**September 24 | 3:30 p.m.  
Villanova Stadium | Villanova, PA

## 2022 SCHEDULE

Sept. 2 LEHIGH W, 45-17  
 Sept. 10 at LIU  
 Sept. 17 at Army West Point  
 Sept. 24 **MONMOUTH** \*  
 Oct. 1 at Maine \*  
 Oct. 15 at Richmond \*  
 Oct. 22 UALBANY \*  
 Oct. 29 HAMPTON \*  
 Nov. 5 at Towson \*  
 Nov. 12 at William & Mary \*  
 Nov. 19 DELAWARE \*

**RECORD: 0-0, 0-0 CAA**

**UALBANY**October 8 | 1 p.m.  
Kessler Stadium | West Long Branch, NJ

## 2022 SCHEDULE

Sept. 3 at Baylor L, 69-10  
 Sept. 10 NEW HAMPSHIRE \*  
 Sept. 17 at Fordham  
 Sept. 24 CCSU  
 Oct. 1 at Monmouth \*  
 Oct. 8 HAMPTON \*  
 Oct. 15 at Villanova \*  
 Oct. 22 STONY BROOK \*  
 Oct. 29 at Elon \*  
 Nov. 5 MAINE \*  
 Nov. 12 at Rhode Island \*

**RECORD: 0-0, 0-0 CAA**

**RHODE ISLAND**October 22 | 1 p.m.  
Kessler Stadium | West Long Branch, NJ

## 2022 SCHEDULE

Sept. 1 at Stony Brook \* W, 35-14  
 Sept. 10 at Bryant  
 Sept. 17 DELAWARE \*  
 Sept. 24 at Pitt  
 Oct. 1 BROWN  
 Oct. 8 ELON \*  
 Oct. 15 at Monmouth \*  
 Oct. 22 at William & Mary \*  
 Oct. 29 MAINE \*  
 Nov. 5 at New Hampshire \*  
 Nov. 12 UALBANY \*

**RECORD: 0-0, 0-0 CAA**

**DELAWARE**November 5 | 1 p.m.  
Delaware Stadium | Newark, DE

## 2022 SCHEDULE

Sept. 3 at Navy W, 14-7  
 Sept. 10 DELAWARE STATE  
 Sept. 17 at Rhode Island \*  
 Sept. 24 HAMPTON \*  
 Oct. 1 TOWSON \*  
 Oct. 8 at William & Mary \*  
 Oct. 22 MORGAN STATE  
 Oct. 29 at Elon \*  
 Nov. 5 **MONMOUTH** \*  
 Nov. 12 RICHMOND \*  
 Nov. 19 at Villanova \*

**RECORD: 0-0, 0-0 CAA**

## COLONIAL ATHLETIC ASSOCIATION

## 2022 STANDINGS

TEAM	CAA	OVERALL	STREAK
New Hampshire	1-0	1-0	W1
Rhode Island	1-0	1-0	W1
Delaware	0-0	1-0	W1
Hampton	0-0	1-0	W1
Towson	0-0	1-0	W1
Villanova	0-0	1-0	W1
William & Mary	0-0	1-0	W1
Albany	0-0	0-1	L1
Elon	0-0	0-1	L1
Maine	0-0	0-1	L1
Richmond	0-0	0-1	L1
<b>Monmouth</b>	<b>0-1</b>	<b>0-1</b>	<b>L1</b>
Stony Brook	0-1	0-1	L1

## THIS WEEK IN THE CAA

**Saturday, September 10**

Villanova at LIU	NEC Front Row	1 PM
Colgate at Maine	FloSports	1 PM
Fordham at Monmouth	SNY / NBCSP / FloSports	1 PM
Saint Francis at Richmond	NBCSW / FloSports	5:30 PM
Elon at Wofford	ESPN+	6 PM
Delaware State at Delaware	NBCSP / FloSports	6 PM
Tuskegee at Hampton	FloSports	6 PM
Campbell at William & Mary	FloSports	6 PM
Rhode Island at Bryant	ESPN+	6 PM
New Hampshire at UAlbany	FloSports	7 PM
Morgan State at Towson	MPT / FloSports	7 PM

## CAA PRESEASON POLL

1.	Villanova (16)	270
2.	Delaware (7)	235
3.	Rhode Island	224
4.	Richmond	219
5.	William & Mary (2)	206
6.	Elon (1)	191
7.	Stony Brook	151
8.	Maine	134
9.	New Hampshire	117
<b>10.</b>	<b>Monmouth</b>	<b>105</b>
11.	Towson	81
12.	UAlbany	64
13.	Hampton	31

**STONY BROOK**November 19 | 12 p.m.  
Kessler Stadium | West Long Branch, NJ

## 2022 SCHEDULE

Sept. 1 RHODE ISLAND \* L, 35-14  
 Sept. 10 at UMass  
 Sept. 17 at Richmond \*  
 Sept. 24 WILLIAM & MARY \*  
 Oct. 1 at New Hampshire \*  
 Oct. 8 at Fordham  
 Oct. 15 MAINE \*  
 Oct. 22 at UAlbany \*  
 Oct. 29 MORGAN STATE  
 Nov. 5 TOWSON \*  
 Nov. 12 at Monmouth \*

**RECORD: 0-0, 0-0 CAA**

## MONMOUTH HAWKS IN THE PROS

**Kenji Bahar '19 | 2015-19 | Quarterback**

Bahar became the first Monmouth QB to suit up in an NFL game when he was activated for Baltimore Ravens' 2021 Week 16 game at Cincinnati. Bahar was drafted by the USFL's Houston Gamblers and started three games, leading Houston to two wins to end the season.

**Pete Guerriero | 2016-19 | Running Back**

Guerriero has spent time with three NFL teams, including the New York Jets, Carolina Panthers and Pittsburgh Steelers. Most recently, Guerriero played in the USFL with the New Jersey Generals.

**Reggie White Jr. '18 | 2015-19 | Wide Receiver**

White Jr. signed with the New York Giants following the 2019 NFL Draft and then with the Montreal Alouettes in 2021. White Jr. scored two touchdowns in five games in 2021 and has 43 catches for 572 yards and two scores in 11 games this year.

**Jake Powell '18 | 2015-19 | Tight End**

Powell was signed by the New Orleans Saints as an undrafted free agent following the 2019 NFL Draft. Powell started at tight end for the New York Guardians in 2020 and was in training camp with the New York Giants in 2019.

**Mike Basile '18 | 2014-17 | Safety**

Basile was in training camp with the New York Giants in 2018.

**Alex Thompson '17 | 2014-17 | Center**

Thompson was signed by the Baltimore Ravens in 2018 and played with the Arizona Hotshots in the Alliance of American Football in 2019.

**Matt White '18 | 2014-17 | Punter**

White was signed by the Hamilton Tiger-Cats of the Canadian Football League in 2020 and appeared in the USFL with the New Orleans Breakers in 2022.

**Darnell Leslie '17 | 2012-16 | Defensive End**

Leslie played in training camp for the Dallas Cowboys in 2017 and also spent time with the Tampa Bay Buccaneers, Pittsburgh Steelers, BC Lions (CFL), San Antonio Commanders (AAF) and New York Guardians (XFL).

**Hakeem Valles '15 | 2011-15 | Tight End**

Valles was signed by the Arizona Cardinals as an undrafted free agent following the 2016 NFL Draft. He played 11 games with Arizona and made one start, before playing four games for Detroit in 2017 and 2018. Valles also spent time with the New York Giants.

**Neal Sterling '15 | 2010-14 | Tight End**

Sterling became the second Hawk to be drafted when the Jacksonville Jaguars selected him in the seventh round of the 2015 NFL Draft. Sterling played five seasons with the Jaguars, Jets and Chiefs from 2015-19.

**Tevrin Brandon '14 | 2012-13 | Defensive Back**

Brandon spent time on the Kansas City Chiefs and Denver Broncos' practice squads and also spent two years with the Hamilton Tiger-Cats of the Canadian Football League.

**Ian Simon '12 | 2010-11 | Defensive End**

Simon played for the Lehigh Valley Steelhawks of the Pro Indoor Football League during the 2013 season.

**Jose Gumbs '12 | 2007-11 | Safety**

Gumbs was signed by the New Orleans Saints as an undrafted free agent following the 2012 NFL Draft. He signed with Washington in 2013, where he played eight games on defense and special teams. Gumbs intercepted Matt Ryan in his only NFL start.

**Chris Hogan | 2010 | Wide Receiver**

Monmouth's first Super Bowl Champion, Hogan won two titles with the New England Patriots in 2016 and 2018. Hogan played 11 NFL seasons for eight teams and set the Patriots franchise record for receiving yards in a playoff game when he had nine catches for 180 yards and two TDs in the 2017 AFC Championship game against Pittsburgh.

**John Nalbone '08 | 2004-08 | Tight End**

Monmouth's first – and highest – NFL draft pick, who was chosen by the Miami Dolphins in the fifth round of the 2009 NFL Draft. Nalbone spent time with seven different organizations over four NFL seasons.

**Miles Austin '18 | 2002-05 | Wide Receiver**

Austin played 10 NFL seasons with three teams, including eight with the Dallas Cowboys. Austin was a Pro Bowl selection in 2009 and 2010. Austin had 361 career receptions and 37 touchdowns, including 81 for 1,320 yards and 11 TDs in 2009.

**Mike Castellano '06 | 2004-06 | Linebacker**

Castellano signed a contract with Team Arkansas of the then-upstart All-American Football League in 2008.

**Matt Hill '11 | 2003-06 | Safety**

Hill became the first Hawk to sign a professional contract with a team from the Canadian Football League when he inked a deal with the Calgary Stampeders in 2007.

**Will Holder '13 | 1993-97 | Wide Receiver**

Holder is Monmouth's first professional football player when he joined the New Jersey Gladiators in 2002. Holder spent time on three Arena Football League teams from 2002-08 and was in training camp with the Oakland Raiders in 2005.



## 2022 MONMOUTH FOOTBALL STARTING LINEUPS

## OFFENSIVE STARTERS

OPPONENT	LT	LG	C	RG	RT	TE	WR	WR	WR	RB	QB
NEW HAMPSHIRE	Hall	Jervis	Williams	Anderson	Szuba	Neri	Carrington	Miller	Kearney	Farri	Muskett
FORDHAM											
GEORGETOWN											
VILLANOVA											
LEHIGH											
UALBANY											
MAINE											
RHODE ISLAND											
TOWSON											
DELAWARE											
STONY BROOK											

## DEFENSIVE STARTERS

OPPONENT	DE	DT	DE	RUSH	LB	LB	LB/NICKEL	CB	CB	FS	SS
NEW HAMPSHIRE	Hayden	O'Bannon	Shoemaker	Robinson	Grimes	Moran	Reid (DB)	Dotson	Morales III	Joe-Kamara	Wright
FORDHAM											
GEORGETOWN											
VILLANOVA											
LEHIGH											
UALBANY											
MAINE											
RHODE ISLAND											
TOWSON											
DELAWARE											
STONY BROOK											

## 2022 EXPLOSIVE PLAYS

## MONMOUTH

## PASSING (20 yards or longer)

Opponent	Yards	Play (Quarter)
New Hampshire	34	Obasi reception from Muskett (First Quarter)
New Hampshire	29	Miller reception from Muskett (First Quarter)
New Hampshire	37	Miller reception from Muskett (First Quarter)
New Hampshire	20	Tucker reception from Muskett (Second Quarter)

## RUSHING (20 yards or longer)

Opponent	Yards	Play (Quarter)
----------	-------	----------------

## DEFENSIVE (20 yards or longer)

Opponent	Yards	Play (Quarter)
----------	-------	----------------

## SPECIAL TEAMS RETURNS (30 yards or longer)

Opponent	Yards	Play (Quarter)
----------	-------	----------------

\* resulted in Touchdown

## OPPONENTS

## PASSING (20 yards or longer)

Opponent	Yards	Play (Quarter)
New Hampshire	21	Lepkowski reception from Brosmer (First Quarter)
New Hampshire	25	Lepkowski reception from Brosmer (Second Quarter)
New Hampshire	24	Laube reception from Brosmer (Second Quarter)
New Hampshire	26	Lepkowski reception from Brosmer (Second Quarter)
New Hampshire	23	Lepkowski reception from Brosmer (Third Quarter)
New Hampshire	26	Coyne reception from Brosmer (Fourth Quarter)
New Hampshire	33	Edgar reception from Brosmer (Fourth Quarter)

## RUSHING (20 yards or longer)

Opponent	Yards	Play (Quarter)
New Hampshire	21	Laube rush (Fourth Quarter)

## DEFENSIVE (20 yards or longer)

Opponent	Yards	Play (Quarter)
New Hampshire	25	Harris interception return (Second Quarter) *

## SPECIAL TEAMS RETURNS (30 yards or longer)

Opponent	Yards	Play (Quarter)
New Hampshire	35	Briscoe III blocked punt return (Second Quarter) *

\* resulted in Touchdown





## 2022 GAME-BY-GAME RECAPS

## New Hampshire

September 1, 2022

Durham, New Hampshire



	1	2	3	4	F
Monmouth	7	7	7	0	21
New Hampshire	7	10	0	14	31

## SCORING PLAYS

- 1st** 10:10 MON Wright 5 yd run (Rea kick)  
6 plays, 68 yards, 02:12, 7-0
- 05:32 UNH Laube 19 yd run (Mazzie kick)  
9 plays, 73 yards, 04:34, 7-7
- 2nd** 14:52 UNH Briscoe III 35 yd punt block (Mazzie kick)  
14-7
- 09:43 MON Wright 2 yd run (Rea kick)  
12 plays, 70 yards, 05:09, 14-14
- 00:06 UNH Mazzie 28 yd field goal  
8 plays, 71 yards, 00:46, 17-14
- 3rd** 09:25 MON Bryant 19 yd pass from Muskett (Rea kick)  
5 plays, 38 yards, 01:28, 21-17
- 4th** 06:20 UNH Laube 7 yd run (Mazzie kick)  
8 plays, 72 yards, 05:10, 24-21
- 04:07 UNH Harris 25 yd interception (Mazzie kick)  
31-21

	MON	UNH
First Downs	20	16
Rushes - Yards	37-62	26-81
Passing Yards	281	272
Passes (A-C-I)	26-41-3	18-35-1
Total Offense	78-343	61-353
Fumbles-Lost	0-0	0-0
Penalties-Yards	4-34	8-63
Time of Possession	35:50	24:10

## RUSHING

MON Farri 9-35; Wright 11-30 2 TD; Shirden 6-15  
 UNH Laube 16-63 2 TD; Coyne 4-18; Maurisseau 2-6

## PASSING

MON Muskett 26-for-41, 281 yards, 1 TD, 3 INT  
 UNH Brosmer 18-for-35, 272 yards, 0 TD, 1 INT

## RECEIVING

MON Bryant 8-67 1 TD; Obasi 4-58; Carrington 3-14  
 Miller 2-66; Tucker 2-23; Neri 2-10; Farri 2-9  
 Kearney 1-18; Wright 1-14; Fleming 1-2  
 UNH Lepkowski 7-121; Laube 5-57; Edgar 3-57;  
 Coyne 2-34; Briscoe III 1-3

## GAME NOTES

Vincenzo Rea registered his first career points on the PAT after Wright's TD  
 Alex Bryant set career highs with 8 catches for 67 yards  
 Dre Tucker also had a career high with 2 receptions  
 Owen Wright had 30 yards rushing on 11 carries with two scores  
 Eddie Morales III had 7 tackles and one interception  
 Zamon Robinson had Monmouth's lone sack of the game  
 Tony Muskett threw for 281 yards on 26 of 41 passing with a touchdown  
 and three interceptions  
 Muskett moved into seventh all-time in passing yards with 3,971 and  
 seventh in all-time completions with 345  
 MU was 6-of-18 on third down but held UNH to 5-of-13  
 The Hawks were 3-for-3 for redzone touchdowns



# 2022-23 Monmouth Football Combined Team Statistics All games

Page 1/3  
as of Sep 06, 2022

## Team Results

	Date	Opponent		Score	Att.
*	09/01/2022	at New Hampshire	L	21-31	8703

## Rushing

Player	gp	att	gain	loss	net	avg	td	lg	avg/g
Juwon Farri	1	9	35	0	35	3.9	0	12	35.0
Owen Wright	1	11	30	0	30	2.7	2	10	30.0
Jaden Shirden	1	6	17	2	15	2.5	0	7	15.0
Tony Muskett	1	10	14	31	-17	-1.7	0	7	-17.0
Team	1	1	0	1	-1	-1.0	0	0	-1.0
<b>Total</b>	<b>1</b>	<b>37</b>	<b>96</b>	<b>34</b>	<b>62</b>	<b>1.7</b>	<b>2</b>	<b>12</b>	<b>62.0</b>
<b>Opponents</b>	<b>1</b>	<b>26</b>	<b>96</b>	<b>15</b>	<b>81</b>	<b>3.1</b>	<b>2</b>	<b>21</b>	<b>81.0</b>

## Passing

Player	gp	effic	comp-att-int	pct	yds	td	lg	avg/g
Tony Muskett	1	114.4	26-41-3	63.4	281	1	37	281.0
<b>Total</b>	<b>1</b>	<b>114.4</b>	<b>26-41-3</b>	<b>63.4</b>	<b>281</b>	<b>1</b>	<b>37</b>	<b>281.0</b>
<b>Opponents</b>	<b>1</b>	<b>111.0</b>	<b>18-35-1</b>	<b>51.4</b>	<b>272</b>	<b>0</b>	<b>33</b>	<b>272.0</b>

## Receiving

Player	gp	no.	yds	avg	td	lg	avg/g
Alex Bryant	1	8	67	8.4	1	19	67.0
Ugo Obasi	1	4	58	14.5	0	34	58.0
Darrion Carrington	1	3	14	4.7	0	8	14.0
Juwon Farri	1	2	9	4.5	0	5	9.0
Jack Neri	1	2	10	5.0	0	12	10.0
Dymere Miller	1	2	66	33.0	0	37	66.0
Dre Tucker	1	2	23	11.5	0	20	23.0
Assanti Kearney	1	1	18	18.0	0	18	18.0
Sean Fleming	1	1	2	2.0	0	2	2.0
Owen Wright	1	1	14	14.0	0	14	14.0
<b>Total</b>	<b>1</b>	<b>26</b>	<b>281</b>	<b>10.8</b>	<b>1</b>	<b>37</b>	<b>281.0</b>
<b>Opponents</b>	<b>1</b>	<b>18</b>	<b>272</b>	<b>15.1</b>	<b>0</b>	<b>33</b>	<b>272.0</b>

## Game Records

Record	Overall	Home	Away	Neutral
ALL GAMES	0-1	0-0	0-1	0-0
CONFERENCE	0-1	0-0	0-1	0-0
NON-CONFERENCE	0-0	0-0	0-0	0-0

## Team Statistics

	MU	OPP
<b>First Downs</b>	<b>20</b>	<b>16</b>
Rushing	5	5
Passing	13	11
Penalty	2	0
<b>Rushing Yardage</b>	<b>62</b>	<b>81</b>
Rushing attempts	37	26
Average per rush	1.7	3.1
Average per game	62.0	81.0
TDs Rushing	2	2
<b>Passing Yardage</b>	<b>281</b>	<b>272</b>
Comp-Att-Int	26-41-3	18-35-1
Average per pass	6.9	7.8
Average per catch	10.8	15.1
Average per game	281.0	272.0
TDs Passing	1	0
<b>Total offense</b>	<b>343</b>	<b>353</b>
Average per play	4.4	5.8
Average per game	343.0	353.0
<b>Kick returns: #-Yards</b>	<b>3-39</b>	<b>3-42</b>
<b>Punt returns: #-Yards</b>	<b>0-0</b>	<b>2-61</b>
<b>Int returns: #-Yards</b>	<b>1-0</b>	<b>3-25</b>
<b>Fumbles-Lost</b>	<b>0-0</b>	<b>0-0</b>
<b>Penalties-Yards</b>	<b>4-34</b>	<b>8-63</b>
<b>Punts-Avg</b>	<b>4-31.0</b>	<b>5-33.0</b>
<b>Time of possession / game</b>	<b>35:50</b>	<b>24:10</b>
<b>3rd-down conversion</b>	<b>6/18</b>	<b>5/13</b>
<b>4rd-down conversion</b>	<b>3/5</b>	<b>0/2</b>
<b>PAT-attempts</b>	<b>(3-3) 100%</b>	<b>(4-4) 100%</b>
<b>2-point conversion-attempts</b>	<b>(0-0) 0%</b>	<b>(0-0) 0%</b>

## Interceptions

Player	no.	yds	avg	td	lg
Eddie Morales III	1	0	0.0	0	0
<b>Total</b>	<b>1</b>	<b>0</b>	<b>0.0</b>	<b>0</b>	<b>0</b>
<b>Opponents</b>	<b>3</b>	<b>25</b>	<b>8.3</b>	<b>1</b>	<b>25</b>



**2022-23 Monmouth Football  
Combined Team Statistics  
All games**

Page 2/3  
as of Sep 06, 2022

**Field Goals**

Player	fg	pct.	01-19	20-29	30-39	40-49	50-59	lg	blk
Vincenzo Rea	0-1	0.0	0-0	0-0	0-1	0-0	0-0	0	0
<b>Opponents</b>	<b>1-1</b>	<b>100.0</b>	<b>0-0</b>	<b>1-1</b>	<b>0-0</b>	<b>0-0</b>	<b>0-0</b>	<b>28</b>	<b>0</b>

**Scoring**

		PAT								
Player	td	fg	kick	rush	rcv	pass	dxp	saf	pts	
Owen Wright	2	-	-	-	-	-	-	-	-	12
Alex Bryant	1	-	-	-	-	-	-	-	-	6
Vincenzo Rea	-	0-1	3-3	-	-	-	-	-	-	3
<b>Total</b>	<b>3</b>	<b>0-1</b>	<b>3-3</b>	<b>0</b>	<b>0</b>	<b>0</b>	<b>0</b>	<b>0</b>	<b>0</b>	<b>21</b>
<b>Opponents</b>	<b>4</b>	<b>1-1</b>	<b>4-4</b>	<b>0</b>	<b>0</b>	<b>0</b>	<b>0</b>	<b>0</b>	<b>0</b>	<b>31</b>

**Score by Periods**

Team	1st	2nd	3rd	4th	OT	TOT
Monmouth	7	7	7	0	0	21
Opponents	7	10	0	14	0	31

**Punting**

Player	no.	yds	avg	lg	tb	fc	i20	50+	blk
Ryan Kost	3	124	41.3	45	0	0	1	0	0
Team	1	0	0.0	0	0	0	0	0	1
<b>Total</b>	<b>4</b>	<b>124</b>	<b>31.0</b>	<b>45</b>	<b>0</b>	<b>0</b>	<b>1</b>	<b>0</b>	<b>1</b>
<b>Opponents</b>	<b>5</b>	<b>165</b>	<b>33.0</b>	<b>44</b>	<b>0</b>	<b>4</b>	<b>0</b>	<b>0</b>	<b>0</b>

**Punt Returns**

Player	no.	yds	avg	td	lg
<b>Total</b>	<b>0</b>	<b>0</b>	<b>0.0</b>	<b>0</b>	<b>0</b>
<b>Opponents</b>	<b>2</b>	<b>61</b>	<b>30.5</b>	<b>1</b>	<b>35</b>

**Kick Returns**

Player	no.	yds	avg	td	lg
Dymere Miller	2	14	7.0	0	10
Alex Bryant	1	25	25.0	0	25
<b>Total</b>	<b>3</b>	<b>39</b>	<b>13.0</b>	<b>0</b>	<b>25</b>
<b>Opponents</b>	<b>3</b>	<b>42</b>	<b>14.0</b>	<b>0</b>	<b>21</b>

**All Purpose**

Player	g	rush	rcv	pr	kr	ir	total	avg/g
Alex Bryant	1	0	67	0	25	0	92	92.0
Dymere Miller	1	0	66	0	14	0	80	80.0
Ugo Obasi	1	0	58	0	0	0	58	58.0
Juwon Farri	1	35	9	0	0	0	44	44.0
Owen Wright	1	30	14	0	0	0	44	44.0
Dre Tucker	1	0	23	0	0	0	23	23.0
Assanti Kearney	1	0	18	0	0	0	18	18.0
Jaden Shirden	1	15	0	0	0	0	15	15.0
Darrion Carrington	1	0	14	0	0	0	14	14.0
Jack Neri	1	0	10	0	0	0	10	10.0
Sean Fleming	1	0	2	0	0	0	2	2.0
Tony Muskett	1	-17	0	0	0	0	-17	-17.0
<b>Total</b>	<b>1</b>	<b>62</b>	<b>281</b>	<b>0</b>	<b>39</b>	<b>0</b>	<b>382</b>	<b>382.0</b>
<b>Opponents</b>	<b>1</b>	<b>81</b>	<b>272</b>	<b>61</b>	<b>42</b>	<b>25</b>	<b>481</b>	<b>481.0</b>

**Total Offense**

Player	g	plays	rush	pass	total	avg/g
Tony Muskett	1	51	-17	281	264	264.0
Juwon Farri	1	9	35	0	35	35.0
Owen Wright	1	11	30	0	30	30.0
Jaden Shirden	1	6	15	0	15	15.0
<b>Total</b>	<b>1</b>	<b>78</b>	<b>62</b>	<b>281</b>	<b>343</b>	<b>343.0</b>
<b>Opponents</b>	<b>1</b>	<b>61</b>	<b>81</b>	<b>272</b>	<b>353</b>	<b>353.0</b>

**Team Defense**

			Tackles				Sacks	Pass defense			Fumbles	blkd		
##	Player	gp	ua	a	tot	tfl/yds	no-yds	int-yds	brup	qbh	fr-yds	ff	kick	saf
5	Da'Quan Grimes	1	3	8	11	0.5-1	.	.	.	.	.	.	.	.
2	Tyrese Wright	1	5	3	8	.	.	.	.	.	.	.	.	.



2022-23 Monmouth Football  
Combined Team Statistics  
All games

Page 3/3  
as of Sep 06, 2022

			Tackles				Sacks	Pass defense			Fumbles		blkd	
##	Player	gp	ua	a	tot	tfl/yds	no-yds	int-yds	brup	qbh	fr-yds	ff	kick	saf
1	Eddie Morales III	1	4	3	7	1-1	.	1-0	1	.	.	.	.	.
4	Remi Johnson	1	1	5	6	0.5-0	.	.	.	.	.	.	.	.
7	Thomas Joe-Kamara	1	4	1	5	.	.	.	.	.	.	.	.	.
16	Jaylen Dotson	1	4	1	5	.	.	.	.	.	.	.	.	.
55	Ryan Moran	1	1	2	3	.	.	.	.	.	.	.	.	.
17	Mike Reid	1	3	.	3	.	.	.	1	.	.	.	.	.
86	Jack Neri	1	.	1	1	.	.	.	.	.	.	.	.	.
98	Zamon Robinson	1	1	.	1	1-4	1-4	.	.	.	.	.	.	.
96	Dominick Spano	1	1	.	1	1-2	.	.	.	.	.	.	.	.
95	Justin O'Bannon	1	.	1	1	.	.	.	.	.	.	.	.	.
92	Chris King	1	1	.	1	.	.	.	.	.	.	.	.	.
21	Davis Smith	1	.	1	1	.	.	.	.	.	.	.	.	.
34	Isaiah Bishop	1	1	.	1	1-3	.	.	.	1	.	.	.	.
35	Sam Korpoi	1	.	1	1	.	.	.	.	.	.	.	.	.
36	Dre Tucker	1	1	.	1	.	.	.	.	.	.	.	.	.
89	Miles Mitchell	1	.	1	1	.	.	.	.	.	.	.	.	.
<b>Totals</b>		<b>1</b>	<b>30</b>	<b>28</b>	<b>58</b>	<b>5-11</b>	<b>1-4</b>	<b>1-0</b>	<b>2</b>	<b>1</b>	<b>0-0</b>	<b>0</b>	<b>0</b>	<b>0</b>
Opponents		1	36	46	82	8-35	2-16	3-25	2	3	0-0	0	1	0





2022-23 Monmouth Football  
Team Game-by-Game  
All games

Page 1/1  
as of Sep 06, 2022

		Rushing				Receiving				Passing				Kick Returns				Punt Returns				tot		
Date	Opponent	no.	yds	td	lg	no.	yds	td	lg	cmp	att	int	yds	td	lg	no.	yds	td	lg	no.	yds	td	lg	off
09/01/2022	at New Hampshire	37	62	2	12	26	281	1	37	26	41	3	281	1	37	3	39	0	25	0	0	0	0	343
Monmouth		37	62	2	12	26	281	1	37	26	41	3	281	1	37	3	39	0	25	0	0	0	0	343
Opponents		26	81	2	21	18	272	0	33	18	35	1	272	0	33	3	42	0	21	2	61	1	35	353

Monmouth Averages

Games	Avg/ rush	Avg/ catch	Pass effc	KR avg	PR avg	All purpose avg/game	Total offense avg/game
1	1.7	10.8	114.4	13.0	0.0	382.0	343.0

		Tackles				Sacks	Fumble		Pass Defense			blkd	PAT attempts			off		
Date	Opponent	ua	a	total	tfl-yds	no-yds	ff	fr-yds	int-yds	qbh	brup	kick	kick	rush	rcv	saf	t/o	pts
09/01/2022	at New Hampshire	30	28	58	5.0-11	1-4	0	0-0	1-0	1	2	0	3-3	0	0	0	7	21
Monmouth		30	28	58	5.0-11	1-4	0	0-0	1-0	1	2	0	3-3	0	0	0	7	21
Opponents		36	46	82	8.0-35	2-16	0	0-0	3-25	3	2	1	4-4	0	0	0	7	31

Date	Opponent	Punting										Field Goals			Kickoffs				
		no.	yds	avg	long	blkd	tb	fc	50+	i20	md-att	long	blkd	no.	yds	avg	tb	ob	
09/01/2022	at New Hampshire	4	124	31.0	45	1	0	0	0	1	0-1	0	0	4	244	61.0	1	0	
Monmouth		4	124	31.0	45	1	0	0	0	1	0-1	0	0	4	244	61.0	1	0	
Opponents		5	165	33.0	44	0	0	4	0	0	1-1	28	0	6	368	61.3	2	0	



2022-23 Monmouth Football  
Opponents Game-by-Game  
All games

Page 1/1  
as of Sep 06, 2022

Date	Opponent	Rushing				Receiving				Passing				Kick Returns				Punt Returns				tot	
		no.	yds	td	lg	no.	yds	td	lg	cmp	att	int	yds	td	lg	no.	yds	td	lg	no.	yds	td	lg
09/01/2022	at New Hampshire	26	81	2	21	18	272	0	33	18-35-1	272	0	33	3	42	0	21	2	61	1	35		353
Opponents		26	81	2	21	18	272	0	33	18-35-1	272	0	33	3	42	0	21	2	61	1	35		353
Monmouth		37	62	2	12	26	281	1	37	26-41-3	281	1	37	3	39	0	25	0	0	0	0		343

Opponents Averages

Games	Avg/ rush	Avg/ catch	Pass effic	KR avg	PR avg	All purpose avg/game	Total offense avg/game
1	3.1	15.1	111.0	14.0	30.5	481.0	353.0

Date	Opponent	Tackles				Sacks		Fumble		Pass Defense				blkd	PAT attempts			off		
		ua	a	total	tfl-yds	no-yds	ff	fr-yds	int-yds	qbh	brup	kick	kick	rush	rcv	saf	t/o	pts		
09/01/2022	at New Hampshire	36	46	82	8.0-35	2-16	0	0-0	3-25	3	2	1	4-4	0	0	0	7	31		
<b>Opponents</b>		<b>36</b>	<b>46</b>	<b>82</b>	<b>8.0-35</b>	<b>2-16</b>	<b>0</b>	<b>0-0</b>	<b>3-25</b>	<b>3</b>	<b>2</b>	<b>1</b>	<b>4-4</b>	<b>0</b>	<b>0</b>	<b>0</b>	<b>7</b>	<b>31</b>		
<b>Monmouth</b>		<b>30</b>	<b>28</b>	<b>58</b>	<b>5.0-11</b>	<b>1-4</b>	<b>0</b>	<b>0-0</b>	<b>1-0</b>	<b>1</b>	<b>2</b>	<b>0</b>	<b>3-3</b>	<b>0</b>	<b>0</b>	<b>0</b>	<b>7</b>	<b>21</b>		

Date	Opponent	Punting										Field Goals			Kickoffs				
		no.	yds	avg	long	blkd	tb	fc	50+	i20	md-att	long	blkd	no.	yds	avg	tb	ob	
09/01/2022	at New Hampshire	5	165	33.0	44	0	0	4	0	0	1-1	28	0	6	368	61.3	2	0	
Opponents		5	165	33.0	44	0	0	4	0	0	1-1	28	0	6	368	61.3	2	0	
Monmouth		4	124	31.0	45	1	0	0	0	1	0-1	0	0	4	244	61.0	1	0	



2022-23 Monmouth Football  
Red-Zone Results  
All games

Page 1/1  
as of Sep 06, 2022

Monmouth Inside Opponent Red-Zone

Date	Opponent	Score	Times	Times	Total				Rush	Pass	FGs	Failed to score inside RZ				
			In RZ	Scored	Pts	TDs	TDs	TDs	TDs	Made	FGA	Down	Int	Fumb	Half	Game
09/01/2022	at New Hampshire	L 21-31	3	3	21	3	2	1	0	0	0	0	0	0	0	0
Totals 3 of 3 (100.0%)			3	3	21	3	2	1	0	0	0	0	0	0	0	0

Opponents Inside Monmouth Red-Zone

Date	Opponent	Score	Times	Times	Total				Rush	Pass	FGs	Failed to score inside RZ				
			In RZ	Scored	Pts	TDs	TDs	TDs	TDs	Made	FGA	Down	Int	Fumb	Half	Game
09/01/2022	New Hampshire	L 21-31	4	3	17	2	2	0	1	1	0	0	0	0	0	0
Totals 3 of 4 (75.0%)			4	3	17	2	2	0	1	1	0	0	0	0	0	0



**2022-23 Monmouth Football**  
**Team Game Highs**  
**All games**

Page 1/1  
as of Sep 06, 2022

**Monmouth - Game Highs**

<b>RUSHES</b>	37	at New Hampshire (09/01/2022)
<b>YARDS RUSHING</b>	62	at New Hampshire (09/01/2022)
<b>YARDS PER RUSH</b>	1.7	at New Hampshire (09/01/2022)
<b>TD RUSHES</b>	2	at New Hampshire (09/01/2022)
<b>PASS ATTEMPTS</b>	41	at New Hampshire (09/01/2022)
<b>PASS COMPLETIONS</b>	26	at New Hampshire (09/01/2022)
<b>YARDS PASSING</b>	281	at New Hampshire (09/01/2022)
<b>YARDS PER PASS</b>	6.9	at New Hampshire (09/01/2022)
<b>TD PASSES</b>	1	at New Hampshire (09/01/2022)
<b>TOTAL PLAYS</b>	78	at New Hampshire (09/01/2022)
<b>TOTAL OFFENSE</b>	343	at New Hampshire (09/01/2022)
<b>YARDS PER PLAY</b>	4.4	at New Hampshire (09/01/2022)
<b>POINTS</b>	21	at New Hampshire (09/01/2022)
<b>SACKS BY</b>	1	at New Hampshire (09/01/2022)
<b>FIRST DOWNS</b>	20	at New Hampshire (09/01/2022)
<b>PENALTIES</b>	4	at New Hampshire (09/01/2022)
<b>PENALTY YARDS</b>	34	at New Hampshire (09/01/2022)
<b>TURNOVERS</b>	3	at New Hampshire (09/01/2022)
<b>PUNTS</b>	4	at New Hampshire (09/01/2022)
<b>PUNTING AVG</b>	31.0	at New Hampshire (09/01/2022)
<b>LONG PUNT</b>	45	at New Hampshire (09/01/2022)
<b>PUNTS INSIDE 20</b>	1	at New Hampshire (09/01/2022)
<b>LONG PUNT RETURN</b>	0	at New Hampshire (09/01/2022)





**2022-23 Monmouth Football**  
**Individual Game Highs**  
**All games**

Page 1/1  
as of Sep 06, 2022

**Monmouth - Individual Game Highs**

<b>RUSHES</b>	11	Owen Wright at New Hampshire (09/01/2022)
<b>YARDS RUSHING</b>	35	Juwon Farri at New Hampshire (09/01/2022)
<b>TD RUSHES</b>	2	Owen Wright at New Hampshire (09/01/2022)
<b>LONG RUSH</b>	12	Juwon Farri at New Hampshire (09/01/2022)
<b>PASS ATTEMPTS</b>	41	Tony Muskett at New Hampshire (09/01/2022)
<b>PASS COMPLETIONS</b>	26	Tony Muskett at New Hampshire (09/01/2022)
<b>YARDS PASSING</b>	281	Tony Muskett at New Hampshire (09/01/2022)
<b>TD PASSES</b>	1	Tony Muskett at New Hampshire (09/01/2022)
<b>LONG PASS</b>	37	Tony Muskett at New Hampshire (09/01/2022)
<b>RECEPTIONS</b>	8	Alex Bryant at New Hampshire (09/01/2022)
<b>YARDS RECEIVING</b>	67	Alex Bryant at New Hampshire (09/01/2022)
<b>TD RECEPTIONS</b>	1	Alex Bryant at New Hampshire (09/01/2022)
<b>LONG RECEPTION</b>	37	Dymere Miller at New Hampshire (09/01/2022)
<b>PUNTS</b>	3	Ryan Kost at New Hampshire (09/01/2022)
<b>PUNTING AVG</b>	41.3	Ryan Kost at New Hampshire (09/01/2022)
<b>LONG PUNT</b>	45	Ryan Kost at New Hampshire (09/01/2022)
<b>PUNTS INSIDE 20</b>	1	Ryan Kost at New Hampshire (09/01/2022)
<b>LONG PUNT RETURN</b>	none	
<b>LONG KICKOFF RETURN</b>	25	Alex Bryant at New Hampshire (09/01/2022)
<b>TACKLES</b>	11	Da'Quan Grimes at New Hampshire (09/01/2022)
<b>SACKS</b>	1	Zamon Robinson at New Hampshire (09/01/2022)
<b>TACKLES FOR LOSS</b>	1	Zamon Robinson at New Hampshire (09/01/2022)
	1	Eddie Morales III at New Hampshire (09/01/2022)
	1	Isaiah Bishop at New Hampshire (09/01/2022)
	1	Dominick Spano at New Hampshire (09/01/2022)



**2022-23 Monmouth Football**  
**Opponent Match Lows**  
**All games**

Page 1/1  
as of Sep 06, 2022

**Opponent - Game Lows**

<b>RUSHES</b>	26	at New Hampshire (09/01/2022)
<b>YARDS RUSHING</b>	81	at New Hampshire (09/01/2022)
<b>YARDS PER RUSH</b>	3.1	at New Hampshire (09/01/2022)
<b>TD RUSHES</b>	2	at New Hampshire (09/01/2022)
<b>PASS ATTEMPTS</b>	35	at New Hampshire (09/01/2022)
<b>PASS COMPLETIONS</b>	18	at New Hampshire (09/01/2022)
<b>YARDS PASSING</b>	272	at New Hampshire (09/01/2022)
<b>YARDS PER PASS</b>	7.8	at New Hampshire (09/01/2022)
<b>TD PASSES</b>	0	at New Hampshire (09/01/2022)
<b>TOTAL PLAYS</b>	61	at New Hampshire (09/01/2022)
<b>TOTAL OFFENSE</b>	353	at New Hampshire (09/01/2022)
<b>YARDS PER PLAY</b>	5.8	at New Hampshire (09/01/2022)
<b>POINTS</b>	31	at New Hampshire (09/01/2022)
<b>SACKS BY</b>	2	at New Hampshire (09/01/2022)
<b>FIRST DOWNS</b>	16	at New Hampshire (09/01/2022)
<b>PENALTIES</b>	8	at New Hampshire (09/01/2022)
<b>PENALTY YARDS</b>	63	at New Hampshire (09/01/2022)
<b>INTERCEPTIONS BY</b>	3	at New Hampshire (09/01/2022)
<b>PUNTS</b>	5	at New Hampshire (09/01/2022)
<b>PUNTING AVG</b>	33.0	at New Hampshire (09/01/2022)
<b>LONG PUNT</b>	44	at New Hampshire (09/01/2022)
<b>PUNTS INSIDE 20</b>	0	at New Hampshire (09/01/2022)
<b>LONG PUNT RETURN</b>	35	at New Hampshire (09/01/2022)



**2022-23 Monmouth Football**  
**Opponent Match Highs**  
**All games**

Page 1/1  
as of Sep 06, 2022

**Opponent - Game Highs**

<b>RUSHES</b>	26	at New Hampshire (09/01/2022)
<b>YARDS RUSHING</b>	81	at New Hampshire (09/01/2022)
<b>YARDS PER RUSH</b>	3.1	at New Hampshire (09/01/2022)
<b>TD RUSHES</b>	2	at New Hampshire (09/01/2022)
<b>PASS ATTEMPTS</b>	35	at New Hampshire (09/01/2022)
<b>PASS COMPLETIONS</b>	18	at New Hampshire (09/01/2022)
<b>YARDS PASSING</b>	272	at New Hampshire (09/01/2022)
<b>YARDS PER PASS</b>	7.8	at New Hampshire (09/01/2022)
<b>TD PASSES</b>	0	at New Hampshire (09/01/2022)
<b>TOTAL PLAYS</b>	61	at New Hampshire (09/01/2022)
<b>TOTAL OFFENSE</b>	353	at New Hampshire (09/01/2022)
<b>YARDS PER PLAY</b>	5.8	at New Hampshire (09/01/2022)
<b>POINTS</b>	31	at New Hampshire (09/01/2022)
<b>SACKS BY</b>	2	at New Hampshire (09/01/2022)
<b>FIRST DOWNS</b>	16	at New Hampshire (09/01/2022)
<b>PENALTIES</b>	8	at New Hampshire (09/01/2022)
<b>PENALTY YARDS</b>	63	at New Hampshire (09/01/2022)
<b>TURNOVERS</b>	1	at New Hampshire (09/01/2022)
<b>PUNTS</b>	5	at New Hampshire (09/01/2022)
<b>PUNTING AVG</b>	33.0	at New Hampshire (09/01/2022)
<b>LONG PUNT</b>	44	at New Hampshire (09/01/2022)
<b>PUNTS INSIDE 20</b>	0	at New Hampshire (09/01/2022)
<b>LONG PUNT RETURN</b>	35	at New Hampshire (09/01/2022)