

MONMOUTH FOOTBALL

SEVEN CONFERENCE CHAMPIONSHIPS • THREE NCAA FCS PLAYOFF BERTHS • FIVE STRAIGHT WINNING SEASONS

SCHEDULE / RESULTS

DATE	OPPONENT	TIME
Sept. 1	at New Hampshire *	L, 31-21
Sept. 10	FORDHAM (FloSports)	L, 52-49
Sept. 17	GEORGETOWN (FloSports)	1 PM
Sept. 24	at Villanova * (FloSports)	3:30 PM
Oct. 1	at Lehigh (ESPN+)	12 PM
Oct. 8	UALBANY * (FloSports)	1 PM
Oct. 15	at Maine * (FloSports)	1 PM
Oct. 22	RHODE ISLAND * (FloSports)	1 PM
Oct. 29	TOWSON * (FloSports)	1 PM
Nov. 5	at Delaware * (FloSports)	1 PM
Nov. 19	STONY BROOK * (FloSports)	12 PM

* Colonial Athletic Association game

BROADCAST INFORMATION

STREAMING	FloSports
Play-by-Play Analyst	Eddy Occhipinti Brandon London

TELEVISION	NBC Sports Philadelphia SNY (Tape Delay)
------------	---

Play-by-Play Analyst	Eddy Occhipinti Brandon London
----------------------	-----------------------------------

LIVE STATS	Monmouth.statbroadcast.com
------------	----------------------------

SOCIAL	Twitter
Monmouth	@MUHawksFB #FlyHawks
Georgetown	@HoyasFB
CAA	@CAAFootball #CAAFB

	Instagram
Monmouth	@MUHawksFB #FlyHawks
Georgetown	@hoyafootball
CAA	@CAAFootball #CAAFB

ATHLETIC COMMUNICATIONS

GREG VISCOMI

Senior Associate AD for External Affairs
Phone 732-571-4447
E-Mail gviscomi@monmouth.edu
Twitter @OneandOnlyGregV

MARK MOHRMAN

Associate AD for Communications
Phone 732-263-5180
E-Mail mmohrman@monmouth.edu
Twitter @MarkMohrman

MonmouthHawks.com

2022 MONMOUTH UNIVERSITY FOOTBALL • GAME 3



Monmouth
HAWKS
0-2, 0-1 CAA

at

Georgetown
HOYAS
1-1, 0-1 PATRIOT



Saturday, September 17, 2022 • 1:00 PM ET • Kessler Stadium • West Long Branch, NJ

OPENING KICKOFF

• Monmouth looks for its first victory of the 2022 season after a pair of tough losses to open the year. The Hawks have held fourth-quarter leads in each of their first two games, but have come out on the wrong end of both decisions, falling to New Hampshire and Fordham. Georgetown enters Kessler Stadium following a 21-19 Patriot League loss to Lehigh where it had a late two-point conversion attempt stopped short of the goal line.

PRESEASON PREDICTIONS

• Monmouth, coming off a 7-4 season in 2021 as a member of the Big South Conference, was selected to finish 10th in the CAA Preseason Poll. Georgetown was selected to finish sixth in the seven-team Patriot League after finishing with a 2-8 overall and 1-5 Patriot League record in 2021.

A WIN WOULD

• A win would give Monmouth its third victory in three all-time meetings against Georgetown. The Hawks are in search of their first win of the 2022 season and would improve to 23-4 at home since opening Kessler Stadium in 2017.

INSIDE THE MATCHUP



Monmouth
HAWKS

RECORD	0-2, 0-1 CAA
RANKING (AFCA / STATS)	NR / NR
LAST GAME	9/10/22 L, 52-49 vs. Fordham
2021 RECORD	7-4, 6-1 Big South
HEAD COACH	Kevin Callahan
Season / at Monmouth	30th / 30th
Career Record / Conference	173-131 / 96-61
Record at Monmouth	Same

ALL-TIME SERIES	Monmouth leads 2-0
Last Meeting	10/23/04 W, 27-19 at Monmouth
at Monmouth	Monmouth leads 1-0
Streak	W2

2022 TEAM STATS

POINTS PER GAME	35.0
YARDS PER GAME	528.0
PASS YARDS PER GAME	302.0
RUSH YARDS PER GAME	226.0
TIME OF POSSESSION	29:59
THIRD DOWNS	8-of-27 30%
FOURTH DOWNS	5-of-9 56%
OPPONENT POINTS PER GAME	41.5
OPPONENT YARDS PER GAME	529.5
OPPONENT PASS YARDS PER GAME	362.0
OPPONENT RUSH YARDS PER GAME	167.5



Georgetown
HOYAS

RECORD	1-1, 0-1 PL
RANKING (AFCA / STATS)	NR / NR
LAST GAME	9/10/22 L, 21-19 vs. Lehigh
2021 RECORD	2-8, 1-5 Patriot
HEAD COACH	Rob Sgarlata
Season / at Georgetown	8th / 8th
Career Record / Conference	24-54 / 9-34
Record at Georgetown	Same

ALL-TIME SERIES	Monmouth leads 2-0
First Meeting	9/20/03 L, 12-10 at Georgetown
at Georgetown	Monmouth leads 1-0
Last Five	Monmouth leads 2-0

2022 TEAM STATS

POINTS PER GAME	31.0
YARDS PER GAME	411.0
PASS YARDS PER GAME	242.5
RUSH YARDS PER GAME	168.5
TIME OF POSSESSION	35:52
THIRD DOWNS	14-of-31 45%
FOURTH DOWNS	4-of-8 50%
OPPONENT POINTS PER GAME	16.5
OPPONENT YARDS PER GAME	253.0
OPPONENT PASS YARDS PER GAME	150.0
OPPONENT RUSH YARDS PER GAME	103.0



X



HAWK HEADLINES

OFFENSIVE EXPLOSION

Monmouth's game against Fordham was the definition of a shootout. The two teams combined for 101 total points, the most combined points in a Monmouth game since a 54-47 win over Wagner in 2018. Monmouth totaled 13 explosive plays (page 16) in the game, including seven in the passing game, five on the ground and one on special teams. On the other side, Fordham also had 13 explosive plays, including seven passing plays of 20 or more yards. As a team, Monmouth ran for 390 yards and racked up 713 yards of total offense, both totals rank as the second most in program history. The Hawks ran for 417 yards against La Salle in 1997 and had 790 yards of total offense opposite Gardner-Webb in 2018.

SHIRDEN ON THE LOOSE

Jaden Shirden was named the CAA Football Co-Offensive Player of the Week after his scintillating effort on the ground against Fordham. The sophomore back set a program record with 299 rushing yards on 12 carries and scored a pair of touchdowns on runs of 80 and 95 yards, respectively. His 299 yards are the most rushing yards in an FCS game this season, they eclipsed the previous single-game record of 247 set by David Sinisi in 2008 and the 200+ yard performance was the most since Pete Guerriero ran for 220 against Holy Cross in 2019. Shirden averaged 24.9 yards per carry in the game, setting the program record for per game average with a minimum of 10 carries. Shirden had four explosive runs in the game, with carries of 35, 37, 80 and 95 yards. As a rookie in 2021, Shirden had a pair of 75-yard touchdown runs against Holy Cross and Robert Morris and four of his five career touchdown runs have been at least 75 yards in length. In addition, 691 of Shirden's 811 career rushing yards have come at Kessler Stadium.

OWEN WRIGHT: TD MACHINE

Running back Owen Wright has been a touchdown machine through the first two games of 2022 with a CAA-best five rushing touchdowns. Wright scored twice at New Hampshire and followed that performance up with three rushing touchdowns against Fordham. His three touchdowns are the most for a Monmouth player in a single game since Juwon Farri scored three times on the ground at Charleston Southern on September 18, 2021. Wright has seven career rushing touchdowns at Monmouth after running for two in 2021.

AK GOES OVER 100

Wide receiver Assanti Kearney turned one of his best individual performances against Fordham. Kearney set new career highs with five catches for 121 yards, including three explosive plays. Kearney had receptions of 35, 28 and 25 yards against Fordham, all of which are the top three longest receptions of his career.

DO YOUR DANCE

Alex Bryant has made the most of his opportunities this season. Bryant had a career-high eight catches for 67 yards and registered his first-career touchdown reception in the season opener at UNH. Bryant led Monmouth in every receiving category with 13 targets on the night. The junior followed that performance with a career-long 60-yard touchdown reception against Fordham.

MUSKETT TOUCHDOWN PASSES STREAK

Tony Muskett has thrown at least one touchdown pass in every game of his career dating back to the Spring 2021 season. He has at least two touchdown passes in 11 of his 17 career games and has 37 career touchdown passes to go along with just 12 career interceptions. Muskett ranks fifth among active FCS players in career passing efficiency (145.26) and fifth in total offense per game (248.2 yards).

MUSKETT CLIMBING THE MONMOUTH RANKS

Tony Muskett, who has started 17 consecutive contests for the Blue & White will continue his assault on the Monmouth record books this season. The junior is sixth all-time in passing yards, seventh in completions and seventh in total offense. His 37 touchdowns and 12 interceptions already ranks him top in passing efficiency and his 63.7 percent completion percentage is second all-time behind former Hawk Brett Burke (2005-08).

MORALES MAKES AN IMPACT

Monmouth's standout corner Eddie Morales III made an immediate impact on the 2022 season with his first quarter interception at New Hampshire. Morales III followed that effort up with another interception, a spectacular one-handed grab against Fordham.

MONMOUTH AGAINST THE PATRIOT LEAGUE

Monmouth has three Patriot League opponents on its 2022 schedule. The Hawks dropped a shootout with Fordham, 52-49, in their home opener and are 3-2 all-time against the Rams. Monmouth has won both meetings against Georgetown, in 2003 and 2004, and the hawks are 3-5 all-time against Lehigh. In total, Monmouth owns a 17-13 record against the conference.

TABLE OF CONTENTS

	PAGE NO.
TODAY'S HEADLINES/TELEVISION INFO	2
NOTES/FCS POLLS	3
2022 MONMOUTH ROSTER	4
INDIVIDUAL SEASON/CAREER HIGHS	5
CAREER LEADERS/SINGLE SEASON LEADERS	6
LAST TIME OUT/TRENDS	7
TODAY'S 2 DEEP/START CHART/ 2D NOTES	8-9
HEAD COACH KEVIN CALLAHAN	10
COACHING STAFF/MONMOUTH INFO	11
SITUATIONAL/KESSLER STADIUM	12
OPPONENT SCHEDULES/CAA STANDINGS	13
HAWKS IN THE PROFESSIONAL RANKS	14
2022 STARTING LINEUPS	15
2022 OPPONENT SCHEDULE/RESULTS	16
2022 MU/OPPONENT EXPLOSIVE PLAYS	17
RECYCLED NOTES	18
2022 MONMOUTH COMBINED STATS	19-21
INDIVIDUAL/TEAM SUPERLATIVES	22-30

MONMOUTH FOOTBALL ON THE AIR

FLOSPORTS: STREAMING HOME OF THE CAA

With Monmouth's move to the CAA, all Monmouth home football games - and road conference games will air on FloFootball.com. Hawk fans can expect the same level of detail and quality they experienced during the last few years with an experiential crew made up of students and professionals running multiple aspects of the productions.

The subscription based service offers a discount for CAA fans and those with a .edu email address, for more information please visit MonmouthHawks.com. Monmouth's lone game that will appear on ESPN+ will come on October 1 when the Hawks head to Lehigh.

REGIONAL SPORTS NETWORK BROADCASTS (RSN)

All six of Monmouth's home games will air on one or both of SNY and NBC Sports Philadelphia this season.

Sept. 10 - 1 pm vs. Fordham
NBC Sports Philadelphia & SNY
Sept. 17 - 1 pm vs. Georgetown
NBC Sports Philadelphia & Tape Delay on SNY
Oct. 8 - 1 pm v. UAlbany
SNY
Oct. 22 - 1 pm vs. Rhode Island
NBC Sports Philadelphia+ & Tape Delay on SNY
Oct. 29 - 1 pm vs. Towson
NBC Sports Philadelphia & SNY
Nov. 19 - 12 pm vs. Stony Brook
SNY

MDN STREAMING AUDIO FOR ROAD CONTESTS

This fall Monmouth fans can catch all the away gamestreaming for free on [MonmouthHawks.com/MDN](https://www.monmouthhawks.com/). Monmouth Alums Matt Harmon '96 and Eddy Occhipinti '06 will call the majority of the action this fall.

MONMOUTH DIGITAL NETWORK

Monmouth Digital Network returns to provide loads of free content, including exclusive interviews, highlight packages and more. For more information visit: [MonmouthHawks.com/MDN](https://www.monmouthhawks.com/MDN)



AFCA COACHES POLL

AS OF 9/12/2022

Team	Record
1. North Dakota State	2-0
2. Montana	2-0
3. South Dakota State	1-1
4. Montana State	2-0
5. Villanova	2-0
6. Missouri State	2-0
7. Sacramento State	1-0
8. UIW	2-0
9. Chattanooga	2-0
10. Delaware	2-0
11. Jackson State	2-0
12. Holy Cross	2-0
13. Weber State	2-0
14. Rhode Island	2-0
15. Eastern Washington	1-1
16. Stephen F. Austin	1-2
17. William & Mary	2-0
18. UT Martin	1-1
19. ETSU	1-1
20. Mercer	1-1
21. Fordham	2-0
22. Kennesaw State	0-2
23. Youngstown State	2-0
24. Eastern Kentucky	1-1
25. Samford	1-1

Italics indicate 2022 Monmouth Opponent

STATS PERFORM POLL

AS OF 9/12/2022

Team	Record
1. North Dakota State	2-0
2. South Dakota State	1-1
3. Montana	2-0
4. Montana State	2-0
5. Missouri State	2-0
6. UIW	2-0
7. Villanova	2-0
8. Sacramento State	1-0
9. Delaware	2-0
10. Chattanooga	2-0
11. Jackson State	2-0
12. Weber State	2-0
13. Holy Cross	2-0
14. Eastern Washington	1-1
15. William & Mary	2-0
16. UT Martin	1-1
17. Rhode Island	2-0
18. ETSU	1-1
19. Eastern Kentucky	1-1
20. Mercer	1-1
21. Stephen F. Austin	1-2
22. North Dakota	1-1
23. Kennesaw State	0-2
24. Samford	1-1
25. New Hampshire	2-0

Italics indicate 2022 Monmouth Opponent

FROM THE JUMP

Only two players in the country have started at quarterback in every game of their careers and thrown at least 35 touchdowns. Monmouth's junior QB Tony Muskett has thrown 37 career touchdown passes in 17 starts over his three seasons. Jackson St. sophomore Shedeur Sanders started all 13 games as a freshman in 2021 and tossed 30 touchdown passes en route to winning the Stats Perform Jerry Rice Award as the nation's top freshman. Sanders has 36 TDs in 16 career games.

PUNTING WITH A PURPOSE

Ryan Kost needs three punts to reach 100 for his career. When Kost reaches 100 punts, he will qualify for consideration for Monmouth's all-time punt average record. Currently, Kost is averaging 42.6 yards per punt across 97 punts in his career, which would place him first in program history. As of right now, Darrell Nick is Monmouth's career leader in this category at 40.7 yards per punt.

VINES OWNS THE HAWKS' LONGEST GAMES PLAYED STREAK

Senior long snapper Kent Vines has played in the last 42 games for the Hawks, the longest streak on the team. Vines served as the primary long snapper for every game since the 2018 season, earning All-Big South honors three consecutive seasons.

FARRI AND THE CENTURY MARK

Juwon Farri's success in reaching the 100-yard rushing mark is tied to Monmouth's success as a team. The Hawks' standout back had three 100-yard games in 2021, all in Monmouth victories. During Farri's career, Monmouth is 11-1 when he eclipses the 100-yard mark and the Hawks have won eleven straight games when he accomplishes the feat. His collegiate debut was the lone Monmouth loss, when he ran for 111 yards on 13 carries at Eastern Michigan in 2018.

LEADERSHIP ROLES

Five Hawks, three on defense and two on offense, will lead the Monmouth program this year as team captains. LB Da'Quan Grimes, DB/PR Eddie Morales III, QB Tony Muskett, OL Justin Szuba and DB Tyrese Wright will serve in leadership roles. Grimes and Szuba both returned after missing the 2021 season with injuries. Muskett is Monmouth's three-year starter at quarterback who finished the 2021 season with 2,651 passing yards and 25 touchdowns. Morales III is a dual-threat defensive back and special teams' standout who was a First Team All-Big South honoree at both corner and punt returner. Wright has played in every game of his three-year career, including 22 starts in the secondary. He is coming off a 2021 Second Team All-Big South honor after leading the Hawks in tackles (71) and solo stops (49).

GOOD WORKS TEAM

Monmouth graduate student Justin Szuba was one of 114 nominees announced as nominees for the 2022 Allstate AFCA Good Works Team by Allstate and the American Football Coaches Association (AFCA). Szuba, an offensive lineman, was one of just 13 players from the FCS on the list of nominees and the only player from a CAA team. The former sophomore All-American missed last season with an injury but was a Preseason All-Big South selection prior to the year. The right tackle has a 4.0 grade point average in history and is a two-time Chi Alpha Sigma honor society member. Szuba is a two-time all-conference selection that has started in 20 out of 28 career games played.

ALL-AMERICA STATUS

The Monmouth University football program had a pair of student-athletes named to the STATS Perform Preseason All-America Team. Senior running back Juwon Farri was a second team choice, while graduate student punter Ryan Kost earned a spot on the third team. Kost also earned a spot on the 2022 HERO Sports FCS Preseason All-America Third Team. Farri was a First Team All-Big South selection last season after he totaled 705 yards on the ground and eight rushing touchdowns despite missing three games due to injury. Kost was a First Team All-Big South choice as a senior in 2021 and claimed his second straight all-league award. He averaged 44.3 yards per punt which led the conference and ranked eighth in the NCAA.

SWEETNESS

Juwon Farri was named to the STATS Perform Walter Payton Award Preseason Watch List. The award is given annually to the top offensive player in the FCS following the regular season. Farri's inclusion is the second of his career and he is the fifth Hawk in program history to be named to the watch list, joining Monmouth greats David Sinisi (2008), Reggie White Jr. (2018), Pete Guerriero (2019) and Kenji Bahar (2019). Farri finished eighth in the voting during the Spring 2021 campaign.

DID YOU KNOW?

Sophomore Jaden Shirden's 95-yard touchdown run in the first quarter is the longest run in the NCAA this season. Shirden's touchdown scamper also the third longest run in school history. Former backs David Sinisi (2007) and Jim Varick (1994) own the Monmouth record of 99-yard runs, each done against Sacred Heart. Pete Guerriero's 93 yard touchdown run in the 2019 NCAA Second Round against JMU is the most recent 90+ yard rush by a Hawk. Monmouth's defense has allowed just one 90+ yard run, in the 2013 opener against Montana State (90).

2022 MONMOUTH FOOTBALL ROSTER

No.	Player	Pos.	Ht.	Wt.	Cl.	Hometown/High School/Previous School	No.	Player	Pos.	Ht.	Wt.	Cl.	Hometown/High School/Previous School
1	Eddie Morales III	DB	5-9	185	Gr.	Farmingdale, NJ / Howell	64	Joe Pronchick	OL	6-2	285	So.	Tabernacle, NJ / Seneca
2	Tyrese Wright	DB	6-0	215	Sr.	Bridgeport, CT / Capital Prep Harbor	65	Youssef Gamel	DL	6-2	250	Jr.	East Brunswick, NJ / East Brunswick
3	Joey Aldarelli	WR	6-1	200	Gr.	Oakhurst, NJ / Ocean Township	65	Justin Tucker	OL	6-5	245	Fr.	Toms River, NJ / Toms River East / Ocean
4	Remi Johnson	LB	6-2	230	So.	Springfield, VA / Lake Braddock	66	Kent Vines	LS	6-1	270	5th	Durham, NC / Jordan
5	Da'Quan Grimes	LB	5-11	225	Gr.	Gaithersburg, MD / Damascus	67	Kevin Pineda	OL	6-4	295	So.	Blue Bell, PA / Wissahickon
6	Juwon Farri	RB	5-10	205	R-Sr.	Germantown, MD / Northwest	68	Ed Gatling	OL	6-3	315	Sr.	Temple Hills, MD / St. Francis Academy
7	TJ Kamara	DB	6-1	210	Jr.	Dayton, NJ / South Brunswick / Temple	69	Justin Szuba	OL	6-8	310	Gr.	Brick, NJ / Brick Memorial
8	Darrion Carrington	WR	6-2	205	Gr.	Lakewood, NJ / Toms River North / Yale	70	Greyson Brockriede	OL	6-3	300	Fr.	Rumson, NJ / The Hun School of Princeton
9	Ugo Obasi	WR	6-1	200	Gr.	Baltimore, MD / Milford Mill Academy / UVA	71	Kyrik Mason	OL	6-5	295	So.	Columbia, MD / St. John's Catholic
10	Frankie Savino	QB	6-1	200	So.	Emerson, NJ / Emerson	72	Shalik Hubbard	OL	6-4	295	Fr.	Hackensack, NJ / Hackensack
11	Tony Muskett	QB	6-2	210	Jr.	Springfield, VA / West Springfield	72	Korede Sogbesan	DL	6-3	230	Fr.	Laurel, MD / Atholton
12	Enzo Arjona	QB	6-0	195	Fr.	Upper Saddle River, NJ / Northern Highlands	73	Oliver Jervis	OL	6-5	300	Sr.	Sellersville, PA / Bectonridge
13	Jason Antwi	DB	6-1	210	5th	Irvington, NJ / Irvington	74	Tyler Williams	OL	6-3	300	5th	Pine Bush, NY / Don Bosco
13	Johnny Gilchrist	QB	5-11	185	So.	Moosic, PA / Riverside	75	James Voss	OL	6-5	310	Fr.	Exton, PA / Downingtown East / Fork Union
14	Alex Bryant	WR	5-11	175	Jr.	Ocean, NJ / Ocean Township	75	Stephen Reutlinger	DL	6-2	255	Fr.	Perkasie, PA / Pennridge
14	Christian Solino	QB	6-3	185	Fr.	Bloomsbury, NJ / Saint Joseph	76	Greg Anderson	OL	6-5	320	Sr.	Carlstadt, NJ / Becton Regional
15	Dymere Miller	WR	6-0	180	Jr.	Coatesville, PA / Coatsville / Salisbury	77	Jordan Hall	OL	6-4	310	Sr.	Brooklyn, NY / James Madison HS
16	Jaylen Dotson	DB	5-10	180	So.	Middletown, MD / Good Counsel	78	Will Argo	OL	6-4	325	Sr.	Georgetown, DE / Sussex Technical
17	Mike Reid	DB	6-2	205	Jr.	Owings Mills, MD / Owings Mills	79	TJ Lewis	OL	6-1	285	So.	Edgewood, MD / McDonogh School
18	Assanti Kearney	WR	6-2	220	Sr.	Reisterstown, MD / Franklin	80	Will Silverman	WR	6-1	190	So.	Doylestown, PA / Central Bucks East
19	John Manfre Jr.	WR	6-3	195	Sr.	Freehold, NJ / Freehold Twp	81	Ashanti Caviness Jr.	TE	6-6	230	So.	Bogota, NJ / Bogota
20	Jaden Shirden	RB	5-9	185	So.	West Haven, CT / St. Joseph's / Cheshire Academy	82	Chris Kessler	WR	6-4	205	So.	Oceanport, NJ / Shore Regional
21	Davis Smith	DB	6-1	190	Sr.	Haddonfield, NJ / Haddonfield Memorial	83	TJ Speight	WR	5-11	175	So.	Forte Meade, MD / Meade
22	Dante Klett	DB	6-2	190	Sr.	Pennsauken, NJ / Eastern Regional	84	Patrick Murphy	WR	6-0	200	Fr.	New Windsor, NY / Cornwall Central
23	Jyair Thomas	DB	6-0	210	Sr.	Owings Mills, MD / Boys Latin	85	Gavin Nelson	WR	6-0	175	Fr.	Reisterstown, MD / Franklin
24	John England	DB	6-1	175	So.	Columbia, MD / Hammond	86	Jack Neri	TE	6-3	240	Jr.	Doylestown, PA / Central Bucks West
24	Jaylen Tucker	RB	5-10	210	So.	Jersey City, NJ / Lincoln	87	Sean Fleming	TE	6-4	225	Sr.	Dobbs Ferry, NY / Iona Prep
25	Jude Umunakwe	DB	6-1	180	Jr.	Bronx, NY / Capitol Prep Harbor	88	Justin Marcus	TE	6-5	235	Gr.	Morganville, NJ / Marlboro
25	Terrell Smith	DB	5-10	170	Sr.	Baltimore, MD / St. Francis Academy / St. Francis University	89	Korey McLeod	TE	6-3	210	Sr.	Frederick, MD / Avalon School
26	Owen Wright	RB	5-11	225	Gr.	Bethesda, MD / Georgetown Prep / William & Mary	89	Miles Mitchell	DL	6-4	220	Fr.	New Milford, NJ / Teaneck / Lackawanna CC
27	Justin Nyers	LS	6-0	210	So.	Manalapan, NJ / Manalapan	90	Brendan Bigos	DL	6-4	250	Fr.	Red Bank, NJ / Middletown South
28	Jamir Barnes	RB	5-10	200	Jr.	Wyncote, PA / Cheltenham	91	Matt Clark	DL	6-3	295	Jr.	Dudley, MA / Shepherd Hill Regional
29	Austin Castorina	RB	5-9	205	Jr.	Sparta, NJ / Sparta	92	Chris King	DL	6-3	260	Fr.	Queens, NY / Paramus Catholic / Buffalo
30	Makhi Green	RB	5-9	170	Fr.	West Orange, NJ / West Orange	93	Phil Long	DL	6-2	270	So.	Chalfont, PA / Pennridge
31	Phil Rawlings	DB	6-1	200	Fr.	Upper Marlboro, MD / St. John's Catholic	94	Chance Smith	DL	6-3	290	Sr.	Hawley, PA / Wallenpaupack Area
32	Max Linhoff	DL	6-1	210	Fr.	Lakeway, TX / Lake Travis	95	Justin O'Bannon	DL	6-5	245	Jr.	Bel Air, MD / Bel Air
32	Owen Bill	WR	6-1	205	Fr.	Flemington, NJ / Hunterdon Central	96	Dominick Spano	DL	6-3	285	5th	Freehold, NJ / St. John Vianney / Stonehill
33	Justin Bennin	DB	6-2	210	So.	Gainesville, VA / Battlefield	97	Daviyon Johnson	DL	6-2	310	Sr.	Edgewood, MD / Edgewood
34	Isaiah Bishop	LB	6-2	240	Sr.	Boys, MD / Northwest	98	Zamon Robinson	DL	6-4	220	Sr.	Silver Spring, MD / Montgomery Blair / Howard
35	Sam Korpoi	LB	6-1	200	Fr.	Laurel, MD / Paint Branch	99	Nick Shoemaker	DL	6-2	280	Gr.	Dunmore, PA / Dunmore
36	Dre Tucker	WR	6-1	180	Sr.	Cinnaminson, NJ / Camden Catholic							
37	Kadeem McKnight	DB	6-0	190	So.	Hartford, CT / Capital Prep							
38	Jabril Shakur	DB	5-11	180	Sr.	Atlantic City, NJ / Pleasantville							
39	Jordan Gray	WR	6-1	200	Sr.	Maplewood, NJ / Abraham Clark / Lincoln							
40	Damir McCrary	LB	6-0	215	Fr.	Camden, NJ / Woodrow Wilson							
41	Jake Frye	LB	6-1	230	Fr.	Aldie, VA / St. Paul VI Catholic							
41	Eric Bernstein	K	6-2	215	Jr.	East Meadow, NY / East Meadow / Towson/Rutgers							
42	Connor Farrell	DL	6-2	230	Fr.	Toms River, NJ / Donovan Catholic							
43	Matthew Griffin	LB	6-1	215	Gr.	Falls Church, VA / J.E.B. Stuart							
44	Ben Joseph	LB	6-1	225	Sr.	Stamford, CT / St. Luke's School							
45	Charlie Sasso	LB	6-0	225	Fr.	Wall, NJ / Wall							
46	Cory Englehardt	TE	6-4	230	Sr.	Brick, NJ / Brick Township							
47	Daniel Gutin	LB	6-3	220	So.	Park Ridge, NJ / Park Ridge / Southeastern University							
48	Vincenzo Rea	K	6-4	215	So.	Manalapan, NJ / Manalapan							
49	Ryan Kost	P	6-2	220	Gr.	Newton, CT / Newtown							
50	Caleb Dennis	LB	6-1	230	Jr.	Olney, MD / Our Lady of Good Counsel							
51	Tyler Delgado	LB	6-2	210	Sr.	Westfield, MA / Loomis Chafee							
52	Dale Sieczkowski	LB	6-2	200	Sr.	Manalapan, NJ / Manalapan							
54	Dalton Short	LB	6-2	210	Jr.	Medford Lakes, NJ / Shawnee							
55	Ryan Moran	LB	5-10	215	Sr.	Ocean, NJ / Ocean Township							
56	Andrew Vera	LB	6-1	210	Jr.	Matawan, NJ / Old Bridge							
57	Bryce Rooks	DL	6-1	280	Fr.	Warren, NJ / St. Peter's Prep							
58	Sheku Tonkara	DL	6-2	265	Jr.	Woodbridge, VA / Woodbridge							
59	Adrian Hawkins	OL	6-6	295	So.	Baltimore, MD / DeMatha Catholic							
60	Anthony Buscemi	K	6-2	205	Sr.	Smyrna, DE / Smyrna							
60	David Dutra	OL	6-4	275	So.	Vineland, NJ / Vineland							
61	Pat Hayden	DL	6-2	265	Sr.	Deptford, NJ / Gateway Regional							
62	JT Cornelius	OL	6-6	285	Jr.	Toms River, NJ / Southern Regional							
63	Dan Doyle	OL	6-5	300	Jr.	Staten Island, NY / St. Joseph's							
64	Austin Fischer	OL	6-3	300	Sr.	Holmdel, NJ / Holmdel							

COACHING STAFF

Head Coach: Kevin Callahan (30th Season)

Defensive Coor./Associate Head Coach: Andy Bobik

Offensive Coor./Tight Ends: Jeff Gallo

Asst. HC/OL/Run Game Coor.: Brian Gabriel

Quarterbacks/Pass Game Coor.: Jimmy Robertson

Running Backs/Special Teams: Sam Dorsett

Wide Receivers: Kevin Callahan Jr.

Linebackers: Andrew Kirkland

Defensive Backs: Bishop Neal

Defensive Line/Video Coord.: David Kunyz

Offensive Quality Control: Ryan Starace

Defensive Quality Control: Elijah Harrison

Special Teams Quality Control: Dennis Long

SUPPORT STAFF

Director of FB Sports Medicine: Ken Marsaglia

Equipment Manager: Mike Iullicucci

Sport Supervisor: Greg Viscomi

Media Relations Contact: Greg Viscomi or Mark Mohrman

PRONUNCIATION GUIDE

5	Day-Kwon	Grimes
6	Juwon	FAR-EE
9	YOU-Go	Oh-bas-ee
12	Enzo	Ar-Hone-ya
18	Assanti	KEER-nee
23	Jai-EER	Thomas
25	Jude	OO-MA-NOCK-WAY
52	Dale	SIC-KOW-SKI
58	SHAKE-OOH	Ton-CAR-AH
69	Justin	Zoo-Bah
71	Kye-REEK	Mason
97	Dave-EE-ON	Johnson
98	Za-MONN	Robinson



2022 INDIVIDUAL PLAYER GAME HIGHS

QB	TONY MUSKETT	11
Career	Category	Season
30 (FOR '21)	Completions	26 (UNH)
46 (SH '21)	Attempts	41 (UNH)
337 (KSU '21)	Yards	323 (FOR)
4 (4X)	Touchdowns	2 (FOR)
3 (UNH '22)	Interceptions	3 (UNH)
72 (KSU '21)	Long Pass	60 (FOR)
12 (2X)	Carries	10 (UNH)
30 (FOR '21)	Rushing Yards	-3 (FOR)
2 (NCAT '21)	Rushing TDs	-
24 (CSU '21)	Long Run	14 (UNH)
17 (17)	Games Played (Started)	2 (2)

RB	JUWON FARRI	6
Career	Category	Season
33 (CSU '21)	Carries	11 (FOR)
239 (CAM '18)	Yards	55 (FOR)
79 (BU '18)	Long Run	12 (2X)
4 (GWU '21)	Touchdowns	-
4 (2x)	Receptions	2 (UNH)
24 (CAM '18)	Rec. Yards	9 (UNH)
-	Rec. TDs	-
25 (CAM '18)	Long Reception	5 (UNH)
4 (GWU '21)	Total Touchdowns	-
24 (18)	Games Played (Started)	2 (2)

TE	JUSTIN MARCUS	88
Career	Category	Season
2 (2X)	Receptions	-
13 (HC '21)	Rec. Yards	-
-	Total Rec. TDs	-
13 (HC '21)	Long Reception	-
25 (1)	Games Played (Started)	1 (1)

WR	DYMERE MILLER	15
Career	Category	Season
5 (UNA '21)	Receptions	2 (UNH)
106 (GW '21)	Rec. Yards	66 (UNH)
1 (GW '21)	Rec. TDs	-
39 (CSU '21)	Long Reception	37 (UNH)
1 (2x)	Carries	-
18 (CSU '21)	Rushing Yards	-
18 (CSU '21)	Long Run	-
-	Rushing TD	-
14 (1)	Games Played (Started)	1 (1)

WR	ASSANTI KEARNEY	18
Career	Category	Season
5 (FOR '22)	Receptions	5 (FOR)
121 (FOR '22)	Rec. Yards	121 (FOR)
1 (CSU '21)	Rec. TDs	-
35 (FOR '22)	Long Reception	35 (FOR)
-	Carries	-
-	Rushing Yards	-
-	Long Run	-
-	Rushing TD	-
27 (4)	Games Played (Started)	2 (1)

WR	JOEY ALDARELLI	3
Career	Category	Season
7 (2X)	Receptions	-
74 (UA '19)	Rec. Yards	-
2 (GWU)	Rec. TDs	-
38 (CSU '21)	Long Reception	-
-	Carries	-
-	Rushing Yards	-
-	Long Run	-
-	Rushing TD	-
38 (6)	Games Played (Started)	2 (0)

QB	ENZO ARJONA	12
Career	Category	Season
-	Completions	-
-	Attempts	-
-	Yards	-
-	Touchdowns	-
-	Interceptions	-
-	Long Pass	-
-	Carries	-
-	Rushing Yards	-
-	Rushing TDs	-
-	Long Run	-
-	Games Played (Started)	-

RB	OWEN WRIGHT	26
Career	Category	Season
18 (3X)	Carries	11 (UNH)
98 (2X)	Yards	34 (FOR)
26 (UNA '21)	Long Run	24 (FOR)
3 (FOR '22)	Touchdowns	3 (FOR)
2 (NCAT '21)	Receptions	1 (UNH)
22 (NCAT '21)	Rec. Yards	14 (UNH)
1 (UNA '21)	Rec. TDs	-
18 (UNA '21)	Long Reception	14 (UNH)
3 (2X)	Total Touchdowns	3 (FOR)
12 (3)	Games Played (Started)	2 (0)

TE	JACK NERI	86
Career	Category	Season
2 (UNH '22)	Receptions	2 (UNH)
10 (UNH '22)	Rec. Yards	10 (UNH)
-	Total Rec. TDs	-
12 (UNH '22)	Long Reception	12 (UNH)
6 (1)	Games Played (Started)	2 (1)

WR	ALEX BRYANT	14
Career	Category	Season
8 (UNH '22)	Receptions	8 (UNH)
67 (UNH '22)	Rec. Yards	67 (UNH)
1 (2x)	Rec. TDs	1 (2x)
60 (FOR '22)	Long Reception	60 (FOR)
-	Carries	-
-	Rushing Yards	-
-	Long Run	-
-	Rushing TD	-
16 (1)	Games Played (Started)	2 (1)

WR	DARRION CARRINGTON	8
Career	Category	Season
3 (FOR '22)	Receptions	3 (FOR)
49 (FOR '22)	Rec. Yards	49 (FOR)
-	Rec. TDs	-
25 (FOR '22)	Long Reception	25 (FOR)
-	Carries	-
-	Rushing Yards	-
-	Long Run	-
-	Rushing TD	-
2 (1)	Games Played (Started)	2 (1)

OFFENSIVE LINEMEN			
GP (GS) Career Totals	Player	GP (GS) Season	
23 (6)	Anderson	2 (2)	
8 (0)	Argo	2 (0)	
-	Dutra	-	
2 (0)	Cornelius	-	
1 (0)	Gatling	-	
14 (2)	Hall	2 (2)	
6 (0)	Hawkins	2 (0)	
-	Lewis	-	
-	Mason	-	
-	Pineda	1 (0)	
-	Pronchick	-	
26 (13)	Jervis	2 (2)	
28 (20)	Szuba	2 (2)	
9 (2)	Williams	2 (2)	

QB	FRANKIE SAVINO	12
Career	Category	Season
-	Completions	-
-	Attempts	-
-	Yards	-
-	Touchdowns	-
-	Interceptions	-
-	Long Pass	-
-	Carries	-
-	Rushing Yards	-
-	Rushing TDs	-
-	Long Run	-
-	Games Played (Started)	-

RB	JADEN SHIRDEN	20
Career	Category	Season
16 (RMU '21)	Carries	12 (FOR)
299 (FOR '22)	Yards	299 (FOR)
95 (FOR '22)	Long Run	95 (FOR)
2 (FOR '22)	Touchdowns	2 (FOR)
1 (2X)	Receptions	-
7 (NCAT '21)	Rec. Yards	-
-	Rec. TDs	-
7 (NCAT '21)	Long Reception	-
2 (FOR '22)	Total Touchdowns	2 (FOR)
13 (2)	Games Played (Started)	2 (0)

TE	SEAN FLEMING	87
Career	Category	Season
1 (UNH '22)	Receptions	1 (UNH)
2 (UNH '22)	Rec. Yards	2 (UNH)
-	Total Rec. TDs	-
2 (UNH '22)	Long Reception	2 (UNH)
1 (0)	Games Played (Started)	1 (0)

WR	UGO OBASI	9
Career	Category	Season
4 (UNH '22)	Receptions	4 (UNH)
58 (UNH '22)	Rec. Yards	58 (UNH)
-	Rec. TDs	-
34 (UNH '22)	Long Reception	34 (UNH)
-	Carries	-
-	Rushing Yards	-
-	Long Run	-
-	Rushing TD	-
2 (1)	Games Played (Started)	2 (1)

K	VINCENZO REA	48
Career Totals	Kicks	Season
5/7	Extra Points	5/7
1	Field Goals Attempted	1 (UNH)
-	Field Goals Made	-
-	Long Field Goal	-
3	Total Points	3 (UNH)
-	Total Punts	-
-	Long Punt	-
-	Punts Inside 20	-
12	Kickoffs	8 (FOR)
4	Touchbacks	3 (FOR)

P	RYAN KOST	49
Career Totals	Kicks	Season
-	Extra Points	-
-	Field Goals Attempted	-
-	Field Goals Made	-
-	Long Field Goal	-
-	Total Points	-
93	Total Punts	3 (UNH)
62 (UNA '21)	Long Punt	48 (FOR)
30	Punts Inside 20	1 (UNH)
-	Kickoffs	-
-	Touchbacks	-

MONMOUTH CAREER LEADERS

PASSING TOUCHDOWNS

Player	Years	Cmp.	Att.	Yards	TD
1. Kenji Bahar	2016-19	798	1,290	9,642	70
2. Brian Boland	2003-06	627	1,052	7,812	58
3. Dan Sabella	1994-97	500	868	6,229	52
4. Kyle Frazier	2009-12	676	1,061	7,115	40
5. Brandon Hill	2013-14	382	651	4,752	38
6. Tony Musckett	2020-	359	563	4,294	37
7. Bill Rankin	2000-02	320	725	4,039	25
8. Brett Burke	2005-08	368	570	3,766	22
9. Cody Williams	2015-16	288	489	3,162	19
10. John DiPasquale	1996-99	221	423	2,764	17

COMPLETION PERCENTAGE

Player	Years	Cmp.	Att.	Yards	%
1. Brett Burke	2005-08	368	570	3,766	64.6
2. Tony Musckett	2020-	359	563	4,294	63.7
3. Kyle Frazier	2009-12	676	1,061	7,115	63.7
4. Kenji Bahar	2016-19	798	1,290	9,642	61.8
5. Brian Boland	2003-06	627	1,052	7,812	59.6
6. Cody Williams	2015-16	288	489	3,162	58.8
7. Brandon Hill	2013-14	382	692	4,752	58.1
8. Dan Sabella	1994-97	500	868	6,229	57.6
9. Doug Rossback	1993-94	213	387	2,744	55.0
10. John DiPasquale	1996-99	221	423	2,764	52.2

PASSING COMPLETIONS

Player	Years	Att.	Yards	Cmp.
1. Kenji Bahar	2016-19	798	9,642	798
2. Kyle Frazier	2009-12	1,061	7,115	676
3. Brian Boland	2003-06	1,052	7,812	627
4. Dan Sabella	1994-97	868	6,229	500
5. Brandon Hill	2013-14	382	4,752	382
6. Brett Burke	2005-08	570	3,766	368
7. Tony Musckett	2020-	563	4,294	359
8. Bill Rankin	2000-02	725	4,039	320
9. Cody Williams	2015-16	489	3,162	288
10. John DiPasquale	1996-99	423	2,764	221

PASSING YARDAGE

Player	Years	Cmp.	Att.	Yards
1. Kenji Bahar	2016-19	798	1,290	9,642
2. Brian Boland	2003-06	627	1,052	7,812
3. Kyle Frazier	2009-12	676	1,061	7,115
4. Dan Sabella	1994-97	500	868	6,229
5. Brandon Hill	2013-14	382	657	4,752
6. Tony Musckett	2020-	359	563	4,294
7. Bill Rankin	2000-02	320	725	4,039
8. Brett Burke	2005-08	368	570	3,766
9. Cody Williams	2015-16	288	489	3,162
10. John DiPasquale	1996-99	221	423	2,764

PASS EFFICIENCY (Min. 150 completions)

Player	Years	Yards	TD	Int	Rtg
1. Tony Musckett	2020-	4,294	37	12	145.26
2. Kenji Bahar	2016-19	9,642	70	34	137.28
3. Dan Sabella	1994-97	6,229	52	17	133.74
4. Kyle Frazier	2009-12	7,115	40	25	133.20
5. Brian Boland	2003-06	7,812	58	41	132.38
6. Brandon Hill	2013-14	4,752	38	17	132.76
7. Brett Burke	2005-08	3,766	22	12	128.59
8. Cody Williams	2015-16	3,162	19	13	120.72
9. Doug Rossback	1993-94	2,744	12	23	112.94
10. John DiPasquale	1996-99	2,764	17	17	112.36

TOTAL OFFENSE YARDS

Player	Years	Plays	Rush	Pass	Total
1. Kenji Bahar	2016-19	1,496	333	9,642	9,975
2. Brian Boland	2003-06	1,471	434	7,812	8,246
3. Kyle Frazier	2009-12	1,326	804	7,115	7,919
4. Dan Sabella	1994-97	930	-82	6,229	6,147
5. David Sinisi	2006-09	981	5,049	58	5,107
6. Tony Musckett	2020-	680	-80	4,294	4,214
7. Brandon Hill	2013-14	724	-356	4,396	4,040
8. Pete Guerriero	2017-19	610	3,974	0	3,974
9. Bill Rankin	2000-02	875	-165	4,039	3,874
10. Brett Burke	2005-08	664	-33	3,825	3,792

MONMOUTH CAREER LEADERS

RUSHING ATTEMPTS

Player	Years	Yards	Avg.	Att.
1. David Sinisi	2006-09	5,049	5.2	963
2. Julian Hayes	2011-13	2,575	4.2	618
3. Pete Guerriero	2017-19	3,974	6.5	610
4. Joe Migliore	2002-04	1,951	3.8	520
5. Lavon Chaney	2013-16	2,449	4.9	507
6. Matt Merklinger	1998-2001	2,165	4.3	501
7. Ralph O'Neil	1993-96	2,008	4.4	453
8. Chris Reed	1994-95, 97-98	2,239	5.1	437
9. Juwon Farri	2018-	2,339	5.6	416
10. K.B. Asante	2011-14	1,861	5.5	342

RUSHING YARDAGE

Player	Years	Att.	Avg.	Yards
1. David Sinisi	2006-09	963	5.2	5,049
2. Pete Guerriero	2017-19	610	6.5	3,974
3. Julian Hayes	2011-13	618	4.2	2,575
4. Lavon Chaney	2013-16	507	4.9	2,449
5. Juwon Farri	2018-	416	5.6	2,339
6. Chris Reed	1994-95, 97-98	437	5.1	2,239
7. Matt Merklinger	1998-2001	501	4.3	2,165
8. Ralph O'Neil	1993-96	453	4.4	2,008
9. Joe Migliore	2002-04	520	3.8	1,951
10. K.B. Asante	2011-14	342	5.5	1,861

RUSHING TOUCHDOWNS

Player	Years	Att.	Yards	TDs
1. David Sinisi	2006-09	963	5,049	65
2. Pete Guerriero	2017-19	610	3,974	35
3. Julian Hayes	2011-13	618	2,575	32
4. Chris Reed	1994-95, 97-98	437	2,239	30
5. Matt Merklinger	1998-2001	501	2,165	29
6. Devell Jones	2016-19	206	903	29
7. Juwon Farri	2018-	416	2,339	26
8. Lavon Chaney	2013-16	507	2,449	24
9. Ralph O'Neil	1993-96	453	2,008	23
10. K.B. Asante	2011-14	342	1,861	16

PUNTING AVERAGE (Min. 100 punts)

Player	Years	No.	Yards	Avg.
1. Darrell Nick	1997-2000	203	8,268	40.7
2. Sean Dennis	2003-06	195	7,876	40.4
3. Matt White	2014-17	151	5,984	39.6
4. Jack Daniels	2007-10	193	7,310	37.8
5. Ryan Mohr	2011-14	175	6,551	37.4
6. Rich Bargloski	1993-96	186	6,304	33.9
7. Ryan Kost	2018-	97	4,136	42.6

PUNT RETURN AVERAGE (Min. 30 returns)

Player	Years	No.	Yards.	Avg.
1. Vinny Grasso	2015-18	39	405	10.4
2. Kevin Faulkner	2001-02	53	507	9.6
3. Ken Flores	1995-96	33	291	8.8
4. Eji Maxilom	1999-2000	41	343	8.4
5. Eddie Morales III	2018-	33	276	8.4
6. Nick Romeo	2006-10	42	339	8.0
7. Adam San Miguel	2004-07	45	340	7.5
8. David Lewis	1993-96	34	243	7.1

PUNT RETURN YARDS

Player	Years	No.	Avg.	Yards
1. Kevin Faulkner	2001-02	53	9.6	507
2. Vinny Grasso	2015-18	39	10.4	405
3. Eji Maxilom	1999-2000	41	8.4	343
4. Adam San Miguel	2004-07	45	7.5	340
5. Nick Romeo	2006-10	42	8.0	339
6. Ken Flores	1995-96	33	8.8	291
7. Eddie Morales III	2018-	33	8.4	276
8. Billy Worfolk	2000-04	53	5.2	273

MONMOUTH SINGLE-SEASON LEADERS

PASSING YARDAGE

Player	Year	Cmp.	Att.	Yards
1. Kenji Bahar	2019	289	448	3,684
2. Tony Musckett	2021	239	367	2,651
3. Kenji Bahar	2018	207	345	2,626
4. Kyle Frazier	2012	246	365	2,431
5. Brandon Hill	2014	201	334	2,396
6. Kenji Bahar	2017	205	331	2,368
7. Brandon Hill	2013	181	323	2,356
8. Brian Boland	2006	197	305	2,353
9. Brian Boland	2005	188	323	2,320
10. John DiPasquale	1998	167	294	2,299

PASS EFFICIENCY (Min. 1,400 yards)

Player	Year	Yards	TD	Int	Rtg
1. Kenji Bahar	2019	3,684	30	9	151.66
2. Tony Musckett	2021	2,651	25	6	145.01
3. Kenji Bahar	2018	2,626	20	6	139.67
4. Brian Boland	2006	2,353	14	9	138.64
5. Dan Sabella	1997	1,950	18	6	136.90
6. Brian Boland	2004	1,643	12	6	136.70
7. Brandon Hill	2014	2,396	19	6	135.6
8. Kyle Frazier	2012	2,431	17	10	133.20
9. Dan Sabella	1995	2,149	17	5	132.55
10. John DiPasquale	1998	2,299	15	11	131.84

PASSING TOUCHDOWNS

Player	Year	Cmp.	Att.	Yards	TD
1. Kenji Bahar	2019	289	448	3,684	30
2. Tony Musckett	2021	239	367	2,651	25
3. Brian Boland	2005	188	323	2,334	21
4. Kenji Bahar	2018	207	345	2,626	20
5. Brandon Hill	2014	201	334	2,396	19
6. Brandon Hill	2013	181	323	2,356	19
7. Dan Sabella	1997	168	277	1,950	18
8. Kyle Frazier	2012	246	365	2,431	17
9. Dan Sabella	1995	175	303	2,149	17
10. Kenji Bahar	2017	205	331	2,368	16

RUSHING YARDAGE - 1,000 yard seasons

Player	Years	Att.	Avg.	Yards
1. Pete Guerriero	2019	298	6.7	1,995
2. David Sinisi	2008	286	5.9	1,674
3. David Sinisi	2009	300	4.8	1,437
4. David Sinisi	2007	206	5.7	1,184
5. Chris Reed	1998	208	5.6	1,166
6. Julian Hayes	2013	243	4.6	1,111
7. K.B. Asante	2013	180	6.0	1,080
8. Pete Guerriero	2017	178	6.0	1,061
9. Juwon Farri	2018	139	7.4	1,024

TOTAL OFFENSE YARDS

Player	Year	Plays	Rush	Pass	Total
1. Kenji Bahar	2019	524	177	3,864	3,861
2. Kenji Bahar	2018	398	143	2,626	2,769
3. Kyle Frazier	2012	449	231	2,431	2,662
4. Brian Boland	2006	404	253	2,353	2,606
5. Tony Musckett	2021	438	-47	2,651	2,604
6. Brian Boland	2005	370	184	2,334	2,518
7. Kyle Frazier	2010	381	334	2,072	2,406
8. Kenji Bahar	2017	384	33	2,368	2,401
9. Brandon Hill	2014	363	-153	2,396	2,243
10. Cody Williams	2015	421	362	1,868	2,230

RUSHING TOUCHDOWNS 10+

Player	Years	Att.	Yards	TD
1. David Sinisi	2008	286	1,674	22
2. Chris Reed	1998	208	1,166	21
3. Pete Guerriero	2019	298	1,995	18
4. David Sinisi	2007	206	1,184	17
5. Julian Hayes	2011	216	805	14
6. David Sinisi	2009	300	1,437	13
7. David Sinisi	2006	171	754	13
8. Matt Merklinger	2000	192	913	12
9. Devell Jones	2017	62	307	11
10. Julian Hayes	2012	159	659	11
11. Juwon Farri	SP21	104	520	10
Devell Jones	2019	91	422	10
Matt Merklinger	2001	203	819	10



THE LAST MEETING

Monmouth vs. Georgetown

October 23, 2004

West Long Branch, New Jersey



	1	2	3	4	F
Georgetown	0	7	3	0	10
Monmouth	7	3	14	3	27

SCORING PLAYS

1st	05:55	MON	Migliore 24 yd run (Andriola kick)
			2 plays, 55 yards, 00:35, 7-0
2nd	13:37	MON	Andriola 45 yd field goal
			11 plays, 47 yards, 04:27, 10-0
	12:03	GT	Ihezie 24 yd run (Gillman kick)
			4 plays, 80 yards, 1:34, 10-7
3rd	08:57	MON	Worfolk 40 yd pass from Boland (Andriola kick)
			9 plays, 74 yards, 3:53, 17-7
	04:27	MON	Migliore 5 yd run (Andriola kick)
			1 play, 5 yards, 0:04, 24-7
	02:46	GT	Gillman 41 yd field goal
			6 plays, 43 yards, 1:41, 24-10
4th	03:52	MON	Andriola 18 yd field goal
			12 plays, 68 yards, 6:21, 27-10

	GTOWN	MON
First Downs	10	21
Rushes - Yards	29-156	50-182
Passing Yards	130	200
Passes (C-A-I)	13-25-0	16-25-0
Total Offense	54-286	75-382
Fumbles-Lost	3-1	0-0
Penalties-Yards	7-67	6-35
Time of Possession	24:14	35:46

RUSHING

MON	Migliore 24-97 2TD; Smith 8-32; Dennis 1-28; Kennedy, 5-27; Austin 1-21; Carter 2-4
GTOWN	Davis 7-69; Crawford 9-40; Sarin 10-34; Ihezie 1-24

PASSING

MON	Boland 13-for-21, 180 yards 1 TD
GTOWN	Crawford 13-for-25, 130 yards

RECEIVING

MON	Austin 5-59; San Miguel 3-42; Worfolk 2-45; McClelland 2-24; Sosnovik 2-16; Smith 1-8; Hiltwine 1-6
GTOWN	Sarin 4-5; Agnello 3-27; Castergine 3-26; Saunders 1-41; Wooten 1-20; Moss 1-11

GAME NOTES

Joe Migliore led Monmouth with a pair of rushing TDs and 97 yards on the ground.

Monmouth improved to 2-0 all-time against Georgetown.

Steve Andriola contributed nine points with two field goals and three successful extra points.

Matt Hill led Monmouth's defense with nine tackles, including seven solo stops. Hill also had one pass defended in the win.

Miles Austin led the Hawks' offense in the passing game with five grabs for 59 yards. Austin also had a 21-yard run.

Billy Worfolk hauled in a 40-yard TD pass to open the third quarter scoring.

THE LAST TIME WHEN MONMOUTH

SCORING OFFENSE

Scored 30 or more points	49 vs. Fordham 09/10/22
Scored 40 or more points	49 vs. Fordham 09/10/22
Scored 50 or more points	54 vs. Gardner-Webb 10/02/21

TOTAL OFFENSE

Had more than 500 total yards	713 vs. Fordham 09/10/22
Had more than 600 total yards	713 vs. Fordham 09/10/22
Had more than 700 total yards	713 vs. Fordham 09/10/22
Had more than 750 total yards	790 at Gardner-Webb 11/17/18

RUSHING OFFENSE

Rushed for 150 or more yards	390 vs. Fordham 09/10/22
Rushed for 200 or more yards	390 vs. Fordham 09/10/22
Rushed for 250 or more yards	390 vs. Fordham 09/10/22
Rushed for 300 or more yards	390 vs. Fordham 09/10/22
Rushed for 350 or more yards	390 vs. Fordham 09/10/22
Rushed for 400 or more yards	417 vs. La Salle 09/21/97

PASSING OFFENSE

Passed for 250 or more yards	323 vs. Fordham 09/10/22
Passed for 300 or more yards	323 vs. Fordham 09/10/22
Passed for 350 or more yards	393 at Montana 09/21/19
Passed for 400 or more yards	417 vs. Hampton 11/23/19

SCORING DEFENSE

Allowed 0 points	0 vs. Presbyterian 10/12/19
Allowed 3 or fewer points	3 vs. Charleston Southern 11/03/18
Allowed 7 or fewer points	7 vs. Robert Morris 11/13/21
Allowed 10 or fewer points	10 at Campbell 11/16/19
Allowed 14 or fewer points	at Charleston Southern 09/18/21

TOTAL DEFENSE

Allowed fewer than 75 total yards	63 at La Salle 10/03/98
Allowed fewer than 100 total yards	88 vs. Sacred Heart 10/07/06
Allowed fewer than 125 total yards	123 at Sacred Heart 10/08/05
Allowed fewer than 150 total yards	136 vs. Presbyterian 10/12/19
Allowed fewer than 175 total yards	160 vs. Robert Morris 11/13/21
Allowed fewer than 200 total yards	191 at Wagner 10/5/19
Allowed fewer than 225 total yards	223 at Gardner-Webb 11/11/17
Allowed fewer than 250 total yards	228 at Gardner-Webb 04/03/21

RUSHING DEFENSE

Allowed 0 or fewer yards	-12 at Lafayette 09/07/19
Allowed 25 or fewer yards	14 vs. Robert Morris 10/11/11
Allowed 50 or fewer yards	37 vs. Robert Morris 11/13/21
Allowed 75 or fewer yards	53 vs. Princeton 10/09/21
Allowed 100 or fewer yards	81 at New Hampshire 09/01/22

PASSING DEFENSE

Allowed 50 or fewer yards	35 vs. Stony Brook 10/12/02
Allowed 100 or fewer yards	100 at Kennesaw State 11/20/21
Allowed 150 or fewer yards	123 vs. Robert Morris 11/13/21
Allowed 200 or fewer yards	189 at Charleston Southern 09/18/21

INSIDE THE SERIES

Series Record	2-0
At Monmouth	1-0
At Georgetown	1-0
Most Monmouth points	27, 10/23/04
Most Georgetown points	10, 2 times
Most combined points	37, 10/23/04
Biggest Monmouth win	27-10, 10/23/04
Current streak	Monmouth, W2

GAME-BY-GAME

Date	Location	Score	Winner
10/23/04	West Long Branch, NJ	27-10	Monmouth
09/20/03	Washington, DC	12-10	Monmouth

THE LAST TIME AN INDIVIDUAL

INDIVIDUAL RUSHING

Rushed for 100+ yards	Shirden (299) vs. Fordham 09/10/22
Opponent	Shepherd (110) Fordham 09/10/22
Rushed for 200+ yards	Shirden (299) vs. Fordham 09/10/22
Opponent	Phillyaw (234) Howard 10/08/16
Consecutive 100 yard games	Farri vs. GWU/KSU (2021)
Two 100+ yard rushers	Farri (124) & Holden (112) vs. Gardner-Webb 04/03/21
Opponent	Shepherd (118) and Cousin (114) Kennesaw State 11/20/21
Scored 3+ rushing TD	Wright (3) vs. Fordham 09/10/22
Opponent	Shepherd (4) Kennesaw State 11/20/21
Rushed for 50+ yards on a single play	Shirden (95) vs. Fordham 09/10/22
Opponent	Adeleke (61) Kennesaw State 11/20/21
Totaled 25+ carries	Farri (31) at Fordham 09/11/21
Opponent	Shepherd (29) Kennesaw State 11/20/21

INDIVIDUAL PASSING

Completed 20+ passes	30 Muskett at New Hampshire 09/01/22
Opponent	27 Smith, Princeton 10/9/21
Completed 30+ passes	30 Muskett at New Hampshire 09/01/22
Opponent	34 DeMorat, Fordham 09/10/22
Passed for 300+ yards	337 Muskett at Kennesaw State 11/20/21
Opponent	452 DeMorat, Fordham 09/10/22
Passed for 3 TD	Muskett (4) vs. Robert Morris 11/13/21
Opponent	DeMorat (6), Fordham 9/10/22

INDIVIDUAL RECEIVING

10+ receptions	White Jr (10) at Gardner-Webb 11/17/18
Opponent	Kokosioulis (15), Fordham 9/10/22
100+ receiving yards	Kearney (121) vs. Fordham 9/10/22
Opponent	Kokosioulis (130), Fordham 9/10/22
150+ receiving yards	166 Greene Jr. vs. CSU 03/27/21
200+ receiving yards	220 White Jr. (220) at Gardner-Webb 11/17/18
2 TD receptions	Miller vs. GWU 10/2/21
Opponent	Kokosioulis/Felton (2), Fordham 9/10/22
3 TD receptions	Moore vs. North Alabama 11/06/21

INDIVIDUAL DEFENSE

Multiple interceptions	Budd (2) vs. UAlbany 09/14/19
Interception for a TD	Budd (22 yds) vs. Princeton 10/09/21
Opponent	Harris (25 yds), New Hampshire 09/01/22
Registered 10+ tackles	Grimes (11) at New Hampshire 09/01/22
Registered 20+ tackles	Wharton (21) at Liberty 10/22/16
Recovered a fumble for a TD	Shoemaker (22 yards) vs. GWU 10/2/21
Opponent	Cureton (41 yards), Presbyterian 10/27/18
Forced a safety	at Campbell 11/16/19
Opponent	NC A&T 10/30/21

SPECIAL TEAMS

Attempted a 40+ yard FG	Null (48) at Campbell 10/16/21
Converted a 40+ yard FG	Null (48) at Campbell 10/16/21
Blocked a FG	Schoer vs. Campbell 09/20/18
Blocked a punt	Hernandez vs. Charleston Southern 09/18/21
Returned a blocked punt for a TD	Brandon at Bryant 11/16/13
Blocked a PAT	Massey vs. Holy Cross 11/30/19
Returned a PAT for a score	Terry (Interception) Fordham 09/11/21
Returned a kickoff for a TD	Moore IV (93 yards) at JMU 12/07/19
Returned a punt for a TD	Grasso (70 yards) vs. Presbyterian 11/04/17

MONMOUTH DEPTH CHART

OFFENSE

Quarterback

- 11 Tony Muskett (6-2, 210, Jr.)
12 Enzo Arjona (6-0, 195, Fr.)

Running Back

- 6 Juwon Farri (5-10, 205, Sr.)
26 Owen Wright (5-11, 225, Gr.)
20 Jaden Shirden (5-9, 185, So.)

Slot Wide Receiver

- 14 Alex Bryant (5-11, 175, Jr.)
36 Dre Tucker (6-1, 180, Sr.)

Wide Receiver

- 8 Darrion Carrington (6-2, 200, Gr.)
3 Joey Aldarelli (6-1, 200, Gr.)

Wide Receiver

- 18 Assanti Kearney (6-2, 220, Sr.)
9 Ugo Obasi (6-1, 200, Gr.)

Tight End

- 88 Justin Marcus (6-5, 235, Gr.)
86 Jack Neri (6-3, 240, Jr.)
87 Sean Fleming (6-4, 225, Sr.)

Left Tackle

- 77 Jordan Hall (6-4, 310, Sr.)
71 Kyrik Mason (6-5, 295, So.)

Left Guard

- 78 Will Argo (6-4, 325, Sr.)
73 Oliver Jervis (6-5, 300, Sr.)

Center

- 74 Tyler Williams (6-3, 300, 5Sr.)
79 TJ Lewis (6-1, 285, So.)

Right Guard

- 76 Greg Anderson (6-5, 320, Sr.)
68 Ed Gatling (6-3, 315, RSr.)

Right Tackle

- 69 Justin Szuba (6-8, 310, Gr.)
62 JT Cornelius (6-6, 285, Jr.)

SPECIAL TEAMS

Kicker

- 48 Vincenzo Rea (6-4, 215, RFr.)
41 Eric Bernstein (6-2, 215, Sr.)

Long Snapper

- 66 Kent Vines (6-1, 270, 5Sr.)
27 Justin Nyers (6-0, 210, So.)

Holder

- 49 Ryan Kost (6-2, 220, Gr.)
12 Enzo Arjona (6-0, 195, Fr.)

DEFENSE

Rush

- 98 Zamon Robinson (6-4, 220, Sr.)
34 Isaiah Bishop (6-2, 240, Sr.)

Defensive Tackle

- 99 Nick Shoemaker (6-2, 280, Gr.)
96 Dominick Spano (6-3, 285, 5Sr.)

Defensive Tackle

- 61 Pat Hayden (6-2, 265, Sr.)
58 Sheku Tonkara (6-2, 265, Jr.)

Defensive End

- 95 Justin O'Bannon (6-5, 245, Jr.)
92 Chris King (6-3, 260, Fr.)

Linebacker

- 55 Ryan Moran (5-10, 215, Sr.)
50 Caleb Dennis (6-1, 230, Jr.)

Linebacker

- 4 Remi Johnson (6-2, 230, So.)
51 Tyler Delgado (6-2, 210, Sr.)

Linebacker

- 5 Da'Quan Grimes (5-11, 225, Gr.)
43 Matt Griffin (6-1, 215, Gr.)

Cornerback

- 1 Eddie Morales III (5-10, 185, Gr.)
16 Jaylen Dotson (5-10, 180, So.)

Safety

- 2 Tyrese Wright (6-0, 215, Sr.)
23 Jyair Thomas (6-0, 210, Sr.)

Safety

- 7 TJ Kamara (6-1, 210, Jr.)
21 Davis Smith (6-1, 190, Sr.)

Cornerback

- 17 Mike Reid (6-2, 205, Jr.)
31 Phil Rawlings (6-1, 200, Fr.)

Punter

- 49 Ryan Kost (6-2, 220, Gr.)
41 Eric Bernstein (6-2, 215, Sr.)

Kickoff Returner

- 30 Makhi Green (5-9, 170, Fr.)
1 Eddie Morales III (5-9, 185, Gr.)

Punt Returner

- 1 Eddie Morales III (5-9, 185, Gr.)
14 Alex Bryant (5-11, 175, Jr.)

START CHART

Offense	Consecutive		
	'22	Starts	Career
Aldarelli	---	---	6
Anderson	2	2	7
Bryant	1	---	1
Carrington	2	2	2
Farri	2	2	18
Hall	2	2	2
Jervis	2	8	15
Kearney	1	---	6
Marcus	1	---	1
Miller	1	---	1
Muskett	2	17	17
Neri	1	---	1
Obasi	1	---	1
Shirden	---	---	3
Szuba	2	2	18
Williams	1	---	1
Wright	---	---	1

Defense	Consecutive		
	'22	Starts	Career
Antwi	---	---	3
Bishop	1	---	1
Dotson	2	2	3
Grimes	2	2	18
Hayden	2	9	10
Joe-Kamara	2	2	2
Joseph	---	---	1
Morales	2	17	20
Moran	2	8	9
O'Bannon	2	2	2
Reid	2	7	12
Robinson	1	---	4
Spano	1	7	7
Shoemaker	1	---	23
Wright	2	17	23

Specialists	Consecutive		
	'22	Starts	Career
Rea	2	2	2
Kost	2	27	29
Vines	2	42	42

Players who started every game in 2020, '21

Offense (1) Tony Muskett
Defense (2) Tyrese Wright, Eddie Morales
Specialist (2) Ryan Kost, Kent Vines

Longest Active Starting Streaks

Kent Vines (LS) 42
Ryan Kost (P) 25



NOTES ON THE TWO DEEP

OFFENSE

Pos	No.	Name	Yr.	Ht	Wt	Player Notes
QB	11	Tony Muskett	JR	6-2	210	Has thrown a TD in all 17 career starts for MU Recorded second career 300 yd game vs FU
	12	Enzo Arjona	FR	6-0	195	True freshman quarterback who enrolled at Monmouth prior to the spring semester
RB	6	Juwon Farri	RSR	5-10	205	2020-21 Big South Offensive Player of the Year 2020-21 STATS Second Team All-American
	26	Owen Wright	GR	5-11	225	5 TDs in 2022 registered three TDs twice in career at Monmouth six career touchdowns at MU
	20	Jaden Shirden	SO	5-9	185	School-record 299 yards rushing against Fordham on 12 carries 2 career 75 yd TD runs 95 yd run vs FU
WR	15	Dymere Miller	JR	6-0	180	Top returning receiver after totaling 267 yards receiving on 20 receptions with one TD
	14	Alex Bryant	GR	5-11	175	Career-high eight receptions for 67 yards and first career touchdown vs UNH 60 yd TD last week vs FU
WR	8	Darrion Carrington	GR	6-2	200	Transfer from Yale 3 rec for 49 yds vs Rams 29 receptions, 407 yards & 4 TD at Yale
	3	Joey Aldarelli	SR	6-1	200	Tied for second on the team with five touchdown receptions in 2021 42 catches in 37 career games
WR	18	Assanti Kearney	SR	6-2	210	Career high 5 receptions for 121 yards against Fordham
	9	Ugo Obasi	GR	6-1	200	UVA transfer Had four receptions for 58 yards against UNH 1 catch for 24 yds vs Ram
TE	88	Justin Marcus	GR	6-5	235	Has appeared in 23 games during his career Five career receptions - all in 2021
	86	Jack Neri	JR	6-3	240	Appeared in five games at tight end Started first career game against UNH
LT	77	Jordan Hall	SR	6-4	310	14 career appearances First start against UNH
	71	Kyrrik Mason	SO	6-5	295	Did not see any game action as a true freshman
LG	78	Will Argo	SR	6-4	325	Has appeared in eight career games
	73	Oliver Jervis	SR	6-5	300	Former HS quarterback recruited to play OT 26 career games with 16 starts
C	74	Tyler Williams	SR	6-3	300	Nine career games played, including seven last season Played HS at NJ powerhouse Don
	79	TJ Lewis	SO	6-1	285	Did not see any game action as a true freshman
RG	76	Greg Anderson	SR	6-5	320	Appeared in 25 career games Seven career starts
	68	Ed Gatling	SR	6-3	315	Appeared in two games as a reserve offensive lineman
RT	69	Justin Szuba	GR	6-8	310	Started first game in over a year against UNH HeroSports Sophomore All-America in 2019
	62	JT Cornelius	JR	6-6	285	Appeared in one career game as a reserve offensive lineman


DEFENSE

Pos	No.	Name	Yr.	Ht	Wt	Player Notes
DE	95	Justin O'Bannon	JR	6-5	245	15 tackles and 1.5 sacks in 2021 1st career start vs UNH Played in 14 career games
	92	Chris King	FR	6-3	260	Transfer from Buffalo Had five tackles against Fordham
DT	61	Pat Hayden	SR	6-2	265	Played in 11 career games with 8 straight starts Career-high five tackles at KSU in '21
	96	Dominick Spano	SR	6-3	285	Played in 13 games, including six starts 20 tackles, including 12 solo, two TFL and three sacks in 2021
DT	99	Nick Shoemaker	SR	6-2	280	63 tackles, 9.5 tackles for loss in 30 career games Fumble recovery TD vs. GWU
	58	Sheku Tonkara	JR	6-2	265	Has played in 15 career games 10 total tackles, six solo, and one TFL
RUSH	98	Zamon Robinson	SR	6-4	220	Howard transfer prior to '21 Recorded Monmouth's only sack vs UNH
	34	Isaiah Bishop	SR	6-2	240	Has played in 15 career games on defense and special teams 11 tackles, six solo
LB	4	Remi Johnson	SO	6-3	230	Played in 10 career games in two seasons First career start in wk 1
	51	Tyler Delgado	SR	6-2	210	25 career games played, totaling 5.5 TFL 46 career stops, including a career-best seven vs. Holy Cross
LB	55	Ryan Moran	SR	5-10	215	Played all 12 games, including six starts in 2021 61 tackles, 33 solo stops, 4.5 TFL, 3.5 sacks
	50	Caleb Dennis	JR	6-1	230	Played in four career games Totaled three tackles Played at Our Lady of Good Counsel HS
LB	5	Da'Quan Grimes	GR	5-11	225	Missed 2021 due to injury Led MU with 11 tckls vs UNH eclipsed 200 tackles in wk 1
	43	Matt Griffin	JR	5-10	215	Ten career games played on defense and special teams
CB	1	Eddie Morales III	SR	5-10	185	2022 Team Captain 5 career INTs 27 career passes defended 154 career tackles
	16	Jaylen Dotson	SO	5-10	180	First career start vs UNH Five tackles against UNH
CB	17	Mike Reid	SO	6-5	205	16 career gms/11 starts 57 career tackles, 12 passes defended
	31	Phil Rawlings	FR	6-1	200	Played DB and WR at St. John's Catholic High School
SS	2	Tyrese Wright	SR	6-0	215	136 tackles in three+ seasons 23 career starts 2022 Team Captain
	23	Jyair Thomas	SR	6-0	210	Has made 24 appearances on defense and special teams in three seasons 15 career tackles
FS	7	TJ Kamara	JR	6-1	210	Transfer from Temple Had five tackles in debut for the Hawks 13 tackles in '22
	21	Davis Smith	SR	6-1	190	Six tackles and a PBU vs Fordham 52 career tackles in 13 games

SPECIALISTS

Pos	No.	Name	Yr.	Ht	Wt	Player Notes
PK	48	Vincenzo Rea	FR	6-4	215	First career game vs UNH 0-1 in FG 5-for-7 XP
	41	Eric Bernstein	SR	6-2	215	Stepped in last game and hit FG and 2 XP Spent 2021 at Rutgers and 2019-20 at Towson
P	49	Ryan Kost	SR	6-2	200	Career-long punt of 62 yards 42.6 yard average 23 career 50+ yard punts
	41	Eric Bernstein	SR	6-2	215	Will serve as backup placekicker and punter Spent 2021 at Rutgers and 2019-20 at Towson
KR	30	Makhi Green	FR	5-9	170	First action vs Fordham Had 3 returns for 98 yards long of 49 vs Rams
	1	Eddie Morales III	GR	5-10	185	Has seven career kickoff returns with a long return of 23 yards
PR	1	Eddie Morales III	GR	5-10	185	CAA Preseason All-Conference selection at punt returner FC 3 punts vs UNH
	15	Dymere Miller	JR	6-0	180	Will handle back up punt return duties in 2021
LS	66	Kent Vines	SR	6-1	270	LS for Monmouth for 41 consecutive games
	27	Justin Nyers	SO	6-0	210	Will serve as backup long snapper
HO	49	Ryan Kost	SR	6-2	220	Senior who will be Monmouth's primary holder in 2022 Starting punter
	12	Enzo Arjona	FR	6-0	195	True freshman QB who will serve as backup holder

HEAD COACH KEVIN CALLAHAN



The only head coach in the history of football at Monmouth, Kevin Callahan has developed a winning tradition in West Long Branch. Callahan, whose 173 career wins is sixth among active coaches at the FCS level, has guided a once fledgling non-scholarship program to a top-ten national ranking and multiple NCAA playoff berths. He is one of two FCS coaches with 160+ wins all at one institution and his 29 years as a head coach is tied for the fourth-most among active coaches. In 2019 he was named AFCA Region II Coach of the Year and he is a two-time finalist for the Eddie Robinson Award, bestowed upon the nation's top FCS Coach.

In his 30th season at the helm of the Hawks in the fall of 2021, Callahan has amassed a 173-131 record while his teams have captured seven conference titles and three FCS playoff appearances. Along the way, Monmouth has been ranked among the top 20 in total offense on four occasions and in total defense five times. Meanwhile, over 170 players have earned conference recognition, while numerous Hawks have earned regional and national honors. Regarded as an outstanding coach by his peers, Callahan served as the President of the FCS Football Coaches Committee in 2007-08 and served a 10-year term as a member of the committee. Under his watch, 12 former Hawks have earned spots on NFL rosters, including Super Bowl Champion Chris Hogan and Miles Austin who was an All-Pro wide receiver for the Dallas Cowboys.

Academically, Callahan's squads have consistently performed at a high level. Fourteen players have been named to the prestigious FCS ADA Academic All-Star team (average of 55 FCS players selected per season) a total 19 times. Monmouth has had at least one representative on the Capital One Academic All-District Team in 18 of the last 20 seasons, with Justin Rosato and Justin Szuba earning Academic All-American honors.

Callahan and the Hawks closed out the Big South era in 2021 with a 6-1 league mark and a 7-4 overall record. Monmouth placed 16 players on All-Big South teams, including 11 first team selections. The Hawks featured the top scoring unit in the conference at 32.0 points per game and had eight of 11 starters earn all-league honors. AJ Farris, Juwon Farri and Tony Muskett earned All-America honors while Farris was named as the nation's top offensive center by winning the Rimington Award for the second straight season. Monmouth amassed a 23-3 conference record over the final five seasons they were a member of the Big South Conference. Wide receiver Lonnie Moore IV and tight end Gene Scott would earn tryouts with NFL teams at the conclusion of the season.

The Hawks continued their upward trajectory in the shorted 2020-21 campaign as they earned their second consecutive Big South Championship. Callahan was named conference Coach of the Year for the fifth time in his career as the program ended the season ranked 10th in both the American Football Coaches Association Poll (AFCA) and the Athlon Sports Poll, while finishing 11th in the STATS Perform Media Poll. Monmouth was also the top-ranked private school in the FCS after a near-upset of eventual Sam Houston in the FCS Playoffs. The Hawks claimed two NCAA statistical champions in Juwon Farri (scoring) and the team on defense for most sacks (4.50 per game). Farri, the Big South Offensive Player of the Year, was a consensus Second Team All-America selection and was top-3 nationally in a number of rushing statistics. Freshman quarterback Tony Muskett earned Big South Offensive Freshman of the Year en route to a fifth-place finish for the Jerry Rice Award (FCS Freshman of the Year).

Monmouth football reached new heights in 2019, winning its first Big South Championship and first playoff game, en route to a No. 12 final ranking while setting a plethora of team and individual records. The Hawks set records for overall wins with 11, home wins (7) and put together a program record nine-game winning streak. Monmouth had a program-best 17 All-Big South selections led by fifth-year senior quarterback Kenji Bahar, who was also the

Big South Offensive Player of the Year. Seven different Hawks took home All-American honors including running back Pete Guerriero who led the NCAA in rushing en route to consensus All-American status. Guerriero, who broke the Monmouth rushing and all-purpose yard records became Monmouth's first Walter Payton Award Finalist, finishing in third place. Callahan earned his first Big South Coach of the Year honor as voted on by his peers.

In 2018 Monmouth's offense was one of the top in all of the FCS setting over 15 individual and team records. The Hawks completed their second consecutive eight-win season while finishing second in the Big South. A Monmouth record 12 Hawks earned spots on the All-Big South Team while freshman running back Juwon Farri earned Big South Offensive Freshman of the Year and finished fifth in the Jerry Rice Award voting. Wideout Reggie White Jr. set almost every single-season and career receiving mark and his efforts were rewarded with numerous All-America nods and a free agent contract with the New York Giants.

Prior to accepting the head coaching position at Monmouth in August of 1992, Callahan served as assistant coach at Colgate University for eight seasons. While with the Raiders, Callahan served as assistant head coach and defensive coordinator, while tutoring the linebackers and secondary. Callahan groomed his defensive coordinating skills at Wagner College from 1981 to 1983. In 1980, Callahan served as an assistant coach under Frank Maloney at Syracuse as the assistant offensive backfield coach for the Orangemen.

A native of Elmira, N.Y., Callahan began his coaching career as a graduate assistant for three seasons at the University of Albany from 1977 to 1979. Callahan was a two-year standout defensive back at the University of Rochester. He earned a bachelor's degree in history from Rochester in 1977.

Callahan and his wife, Ann Marie, reside in Spring Lake Heights. They have two children, Kevin Jr. and Julia. His son Kevin Jr, a five-year veteran of collegiate coaching, recently joined the Hawk coaching staff mentoring the wideouts.

CALLAHAN AT A GLIMPSE

PERSONAL

Birthdate: February 18, 1955
Birthplace: Elmira, N.Y.
Hometown: Elmira, N.Y.
Family: Wife (former Ann Marie Carmody); Children (daughter Julia and son Kevin)

EDUCATION

High School: Elmira (N.Y.) Southside (1973)
College: Rochester (1977)

PLAYING EXPERIENCE

1975-76 Rochester

COACHING EXPERIENCE

1977 Albany (Offensive Backfield)
 1978-79 Albany (Outside Linebackers)
 1980 Syracuse (Offensive Backfield)
 1981-84 Wagner (Def. Coordinator)
 1984-91 Colgate (Def. Coordinator)
 1991 Colgate (Assistant Head Coach)
 1992- Monmouth (Head Coach)
 Record at MU: 166-125

COACHING HONORS

1998 NEC Coach of the Year
 2003 NEC Coach of the Year
 2006 NEC Coach of the Year
 2019 Big South Coach of the Year
 SP2021 Big South Coach of the Year

CONFERENCE TITLES

1983 ECAC Metro Conference (Assistant Coach - Wagner)
 1996 Northeast Conference (Head Coach - Monmouth)
 1998 Northeast Conference (Head Coach - Monmouth)
 2003 Northeast Conference (Head Coach - Monmouth)
 2004 Northeast Conference (Head Coach - Monmouth)
 2006 Northeast Conference (Head Coach - Monmouth)
 2019 Big South Conference (Head Coach - Monmouth)
 SP2021 Big South Conference (Head Coach - Monmouth)

POSTSEASON EXPERIENCE

1977 NCAA III Semifinals (Assistant Coach - Albany)
 1983 NCAA III Quarterfinals (Assistant Coach - Wagner)
 2003 ECAC Football Classic (Head Coach - Monmouth)
 2006 Gridiron Classic (Head Coach - Monmouth)
 2017 NCAA First Round (Head Coach - Monmouth)
 2019 NCAA Second Round (Head Coach - Monmouth)
 SP2021 NCAA First Round (Head Coach - Monmouth)

OTHER HONORS

2003 Named New Jersey Sports Writers Coach of the Year
 2006 Inducted to Jersey Shore Hall of Fame
 2007-08 Served as President of the FCS Coaches Committee
 2016 Inducted to Shore Coaches Football Foundation HOF
 2017 Finalist for Eddie Robinson Award (10th)
 2019 AFCA Region II Coach of the Year
 2019 Finalist for Eddie Robinson Award (4th)
 SP2021 Finalist for Eddie Robinson Award (10th)




MONMOUTH FOOTBALL COACHING STAFF

IN THE BOOTH




JEFF GALLO
Offensive Coordinator
18th Season (Monmouth '05)



KEVIN CALLAHAN JR
Wide Receivers
4th Season (Amherst '14)



JIMMY ROBERTSON
QB's/Pass Game Coord.
1st Season (RPI '10)



BRIAN GABRIEL
Offensive Line/RGC
19th Season (Siena '02)



SAM DORSETT
Running Backs
10th Season (Robert Morris '03)



ANDY BOBIK
Defensive Coordinator
29th Season (Colgate '82)



ANDREW KIRKLAND
Linebackers
8th Season (Colgate '09)



BISHOP NEAL
Defensive Backs
1st Season (St. Francis '15)



DAVID KUNYZ
Defensive Line
4th Season (Plymouth State '09)

MONMOUTH INFORMATION

Head Coach:.....Kevin Callahan (Rochester, 1977)
Record at MU/Seasons:.....173-131/30
CAA Record at MU/Seasons:.....0-1/1
Career Record/Seasons:.....173-131/30
Assistant Coaches:.....
Assoc. Head Coach/DC/DL.....Andy Bobik (Colgate, '82)
Offensive Coordinator/TEs.....Jeff Gallo (Monmouth, '05)
QB's/Pass GM Coord.....Jimmy Robertson (RPI, '10)
RB's/Special Teams Coord.....Sam Dorsett (Robert Morris, '03)
OL/Run GM Coord.....Brian Gabriel (Siena, '02)
Wide Receivers.....Kevin Callahan Jr (Amherst, '14)
Linebackers.....Andrew Kirkland (Colgate, '09)
Defensive Backs.....Bishop Neal (SFPA, '15)
Defensive Line.....David Kunyz (FDU, '05)
Football Office Phone:.....(732) 263-5179
Home Field:.....Kessler Stadium (4,200)
Surface:.....FieldTurf
Conference:.....Colonial Athletic Association
Nickname/Colors:.....Hawks/Midnight Blue and White
2022 Record:.....0-2
2022 Home Record:.....0-1
2022 Road Record:.....0-1
Letterwinners Returning/Lost:.....56/15
Starters Returning/Lost:.....12/10
Newcomers:.....23
Football Athletics Trainer:.....Kenneth Marsaglia
Athletic Training Room Phone:.....(732) 263-5249
Football Equipment Manager.....Mike Iulucci
All-Time Record (since 1993):.....173-129 (29 seasons)
All-Time CAA Record (2022-):.....0-1 (1 season)
All-Time NEC Record (1996-2012):.....68-45 (16 seasons)
All-Time Big South Record (since 2014-21):.....27-15 (8 seasons)
All-Time Mountain Record.....85-57
All-Time Road Record.....88-74 (0-1 Neutral)
Big South Conference Championships.....2019, 2020
Northeast Conference Championships.....1996, 1998, 2003, 2004, 2006
NCAA Playoff Appearances.....2017, 2019, 2020

Mailing Address:.....400 Cedar Avenue
.....West Long Branch, NJ 07764
Athletics Department Phone:.....(732) 571-3415
Athletics & SID Fax:.....(732) 571-3535
Founded:.....1933
Enrollment:.....6,300
Athletics Website:.....MonmouthHawks.com
Football Twitter/Instagram:.....@MUHawksFB
Football Facebook Page:.....www.facebook.com/MUFootball
President:.....Patrick F. Leahy
Vice President & Director of Athletics:.....Jeff Stapleton
Senior Associate AD/External Affairs:.....Greg Viscomi
Senior Assoc. AD/Compliance/SWA:.....Jen Sansevero
Senior Assoc. AD/Business Affairs:.....Jarred Weiss
Senior Assoc. AD/Sports Medicine:.....Simon Rosenblum
Assoc. AD/Communications:.....Mark Morhman
Assoc. AD/New Media:.....Gary Kowal
Assoc. AD/Sponsorships/Broadcasting:.....Eddy Occhipinti
Assoc. AD/Marketing:.....Ken Taylor
Assoc. AD/Event Management:.....Rich Carragher

Athletics Communications Department

Senior Assoc. AD/External Affairs:.....Greg Viscomi
Football Contact:.....Greg Viscomi
Viscomi's Phone:.....(732) 571-4447
Viscomi's Fax:.....(732) 571-3535
Viscomi's email:.....gviscomi@monmouth.edu
Assoc. AD/Communications:.....Mark Morhman
Morhman's Phone:.....(732) 263-5180
Morhman's email:.....mmorhman@monmouth.edu
Assoc. AD/Communications:.....Gary Kowal
Kowal's Phone:.....(732) 263-5557
Kowal's email:.....gkowi@monmouth.edu
Ath Communications Dir:.....Ryan Waldis
Phone:.....TBA
Email:.....rwaldis@monmouth.edu

2022 Media Information

INTERVIEWS WITH COACH CALLAHAN

Media wishing to interview Coach Kevin Callahan must notify the Monmouth University Athletics Communications Office.

WEEKLY PLAYER INTERVIEWS

All player interviews **must** be requested through the Monmouth University Athletics Communications Office, and must be arranged at least 24 hours in advance. Phone interviews are available by contacting the Athletics Communications Office. No cellular phone numbers will be supplied to members of the media.

PRACTICE COVERAGE

Monmouth practices are open to the media, but please call in advance if you plan on attending. Practices during the week (Tues.-Thurs.) are from 8:30 to 10:30 a.m. Players and coaches will usually be available after practice. There is no media availability on Friday or pregame Saturday.

POST-GAME INTERVIEWS

Post-game interviews for home games will be conducted in the media room of the OceanFirst Bank Center. Coach Callahan and requested players will be available after a brief cooling off period. Interviews following road games will be subject to the policies set forth by the home teams.

MEDIA CREDENTIALS

Arrangements for media credentials for Monmouth University's home football games in must be made through the Monmouth University Athletics Communications Office. Requests by accredited media members should be made in writing and submitted on company letterhead to Greg Viscomi.

Priority of issuance of credentials will be given to daily newspapers and television stations which cover Monmouth football on a regular basis.

Credentials must be requested at least 48 hours prior to requested game.

MEDIA WILL CALL

A will call window will be operated on game days at the Kessler Stadium box office for the distribution of credentials which have not been mailed. Proper ID will be required.

PRESS BOX SERVICES

A media packet will be distributed to your seat prior to kickoff. Quarterly statistics and play-by-play will be distributed during the game. Final statistics and booklets will be distributed as soon as possible following the game.

2022 SITUATIONAL RECORD

When playing on artificial turf	0-2
When playing on natural grass	0-0
When playing during the day	0-1
When playing at night	0-1
When scoring first	0-1
When opponent scores first	0-1
Wins the coin toss	0-1
Loses the coin toss	0-1
When leading at halftime	0-0
When losing at halftime	0-2
When leading going into the 4th quarter	0-1
When losing going into the 4th quarter	0-1
In overtime	0-0
Leads in time of possession	0-1
Trails in time of possession	0-1
Scores 21+ points	0-2
Holds opponents to single digit scoring	0-0
Has a better starting field position	0-0
MU has more total yards than its opponent	0-1
MU has less total yards than its opponent	0-1
MU has more rushing yards than its opponent	0-1
MU has less rushing yards than its opponent	0-1
MU has more passing yards than its opponent	0-1
MU has less passing yards than its opponent	0-1
Has 18+ first downs in a game	0-2
Converts at least 45% of third down chances	0-0
Scores on 75% of red zone opportunities	0-2
Has a quarterback throw for 300+ yards	0-1
Has a quarterback throw for 200+ yards	0-2
Has a quarterback complete 65% of his passes	0-0
Has a 100+ yard rusher	0-1
Has a back carry the ball 20 times or more	0-0
Has a receiver catch 10+ passes	0-0
Has a receiver record 100+ yards	0-1
Holds an opponent to under 100 yards passing	0-0
Holds an opponent to under 200 yards passing	0-0
Records three or more sacks in a game	0-0
Has five or more tackles for a loss in a game	0-1
Intercepts an opposing quarterback	0-2
Wins the turnover battle	0-1
Loses the turnover battle	0-1
Has an equal amount of turnovers	0-0
Coming off a win the week before	0-0
Coming off a loss the week before	0-1
In white jerseys	0-1
In midnight blue jerseys	0-1
In gray jerseys	0-0

KESSLER STADIUM: HOME OF THE HAWKS

Monmouth University plays all of its home football and lacrosse games at Kessler Stadium on the school's beautiful 156-acre campus in West Long Branch, New Jersey. On September 2, 2017, the Hawks celebrated the start of the 25th year of football by cutting the ribbon on the 16 million dollar Kessler Stadium. The Hawks went on to defeat Lafayette 31-12 in the first contest in the new stadium en route to going 5-0 at home, one of four times in school history MU has gone unbeaten at home. Monmouth dominated in those five wins, outscoring opponents 216-113 while racking up 43.2 points per game. In all, over 16,000 fans came out to watch the Hawks in their new home, including a sellout of 4,235 on homecoming against Liberty. The 2019 season saw the Hawks set a record for home wins while going unbeaten for the fourth time in history at 7-0. Included in those wins was the program's first ever NCAA Playoff win, a 44-27 victory over Holy Cross on November 30, 2019.

The facility expanded seating to over 4,200, stretching from endzone to endzone. It also features a ticket booth, restroom facilities, concession stands and storage. The third floor of the stadium houses the press box, coaches booths, radio and broadcast booths and a replay booth. The second floor features a full donor deck, where members of the Blue/White Club can enjoy the game as well as pre and post game events. It was announced in July of 2017 that Alumni John and Henni Kantor Kessler, class of 1969 and 1968, respectively, gave a generous seven-figure gift to ensure that the Kessler name continues to be synonymous with Monmouth Athletics. In the summer of 2014, the playing surface was refitted with a state-of-the-art artificial surface by the FieldTurf Corporation.

For the opening of the Monmouth Hawks' first football season in 1993, a 3,000-seat grandstand with press box was built. It was the Kessler's who stepped up to the plate in 1993, donating \$250,000 toward construction of the original facility. On September 25, 1993, the first-ever game was played at Kessler Field as the Hawks hosted Sacred Heart University. Although the facility officially seats 4,600 fans, a record crowd of 6,233 packed Kessler Field on Homecoming Weekend in 1993.

Behind the east endzone of Kessler Stadium sits Monmouth's 57 million dollar OceanFirst Bank Center, which houses the football locker room. Opening in the Fall of 2009, the buildings indoor arena and track provides a better training facility for the team's winter conditioning program as well as rehabilitation efforts. The building features meeting rooms that are large enough to accommodate the entire team but also areas small enough where individual positions can meet.



HOME RECORDS SINCE 1993 (30 seasons)

1993	1-3	2000	3-2	2010	2-4	2020	2-0 (Spring 21)
1994	4-0	2001	3-2	2011	0-6	2021	3-2
1995	4-1	2002	2-3	2012	2-2	2022	0-1
1996	4-2	2003	5-0	2013	2-2		
1997	2-2	2004	5-1	2014	4-1		
1998	2-3	2005	3-1	2015	3-2		
1999	0-4	2006	5-2	2016	1-2		
		2007	1-3	2017	5-0		
		2008	3-2	2018	5-1		
		2009	2-3	2019	7-0		



OPPONENT SCHEDULES / RESULTS

**NEW HAMPSHIRE**September 1 | 7 p.m.
Wildcat Stadium | Durham, NH

2022 SCHEDULE

Sept. 1 **MONMOUTH * W, 31-21**
Sept. 10 **at UALBANY * W, 28-23**
Sept. 17 **NC CENTRAL**
Sept. 24 **at Towson ***
Oct. 1 **at Western Michigan**
Oct. 8 **STONY BROOK ***
Oct. 15 **at Dartmouth**
Oct. 22 **ELON ***
Nov. 5 **at Richmond ***
Nov. 12 **RHODE ISLAND ***
Nov. 19 **at Maine ***

RECORD: 0-0, 0-0 CAA

**GEORGETOWN**September 17 | 1 p.m.
Kessler Stadium | West Long Branch, NJ

2022 SCHEDULE

Sept. 3 **at Marist W, 43-12**
Sept. 10 **LEHIGH * L, 21-19**
Sept. 17 **at Monmouth**
Sept. 24 **COLUMBIA**
Oct. 1 **at Fordham ***
Oct. 8 **PENN**
Oct. 22 **at Colgate ***
Oct. 29 **at Lafayette ***
Nov. 5 **SAINT FRANCIS**
Nov. 12 **BUCKNELL ***
Nov. 19 **HOLY CROSS ***

RECORD: 0-0, 0-0 Patriot League

**LEHIGH**October 1 | 12 p.m.
Goodman Stadium | Bethlehem, PA

2022 SCHEDULE

Sept. 2 **at Villanova L, 45-17**
Sept. 10 **at Georgetown * W, 21-19**
Sept. 17 **RICHMOND**
Sept. 24 **at Princeton**
Oct. 1 **MONMOUTH**
Oct. 8 **FORDHAM ***
Oct. 15 **at Cornell**
Oct. 22 **BUCKNELL ***
Nov. 5 **at Holy Cross ***
Nov. 12 **COLGATE ***
Nov. 19 **at Lafayette ***

RECORD: 0-0, 0-0 Patriot League

**MAINE**October 15 | 1 p.m.
Alfond Stadium | Orono, ME

2022 SCHEDULE

Sept. 3 **at New Mexico L, 41-0**
Sept. 10 **COLGATE L, 21-18**
Sept. 17 **at Boston College**
Oct. 1 **VILLANOVA ***
Oct. 8 **at Hampton ***
Oct. 15 **MONMOUTH ***
Oct. 22 **at Stony Brook ***
Oct. 29 **RICHMOND ***
Nov. 5 **at Rhode Island ***
Nov. 12 **at UALBANY ***
Nov. 19 **NEW HAMPSHIRE ***

RECORD: 0-0, 0-0 CAA

**TOWSON**October 29 | 1 p.m.
Kessler Stadium | West Long Branch, NJ

2022 SCHEDULE

Sept. 3 **at Bucknell W, 14-13 OT**
Sept. 10 **MORGAN STATE W, 29-21**
Sept. 17 **at West Virginia**
Sept. 24 **NEW HAMPSHIRE ***
Oct. 1 **at Delaware ***
Oct. 8 **at Elon ***
Oct. 22 **WILLIAM & MARY ***
Oct. 29 **at Monmouth ***
Nov. 5 **VILLANOVA ***
Nov. 12 **at Stony Brook ***
Nov. 19 **HAMPTON ***

RECORD: 0-0, 0-0 CAA

**FORDHAM**September 10 | 1 p.m.
Kessler Stadium | West Long Branch, NJ

2022 SCHEDULE

Sept. 1 **at Wagner W, 48-31**
Sept. 10 **at Monmouth W, 52-49**
Sept. 17 **UALBANY**
Sept. 24 **at Ohio**
Oct. 1 **GEORGETOWN ***
Oct. 8 **at Lehigh ***
Oct. 15 **STONY BROOK ***
Oct. 22 **at Holy Cross ***
Nov. 5 **at Bucknell ***
Nov. 12 **LAFAYETTE ***
Nov. 19 **COLGATE ***

RECORD: 0-0, 0-0 Patriot League

**VILLANOVA**September 24 | 3:30 p.m.
Villanova Stadium | Villanova, PA

2022 SCHEDULE

Sept. 2 **LEHIGH W, 45-17**
Sept. 10 **at LIU W, 38-21**
Sept. 17 **at Army West Point**
Sept. 24 **MONMOUTH ***
Oct. 1 **at Maine ***
Oct. 15 **at Richmond ***
Oct. 22 **UALBANY ***
Oct. 29 **HAMPTON ***
Nov. 5 **at Towson ***
Nov. 12 **at William & Mary ***
Nov. 19 **DELAWARE ***

RECORD: 0-0, 0-0 CAA

**UALBANY**October 8 | 1 p.m.
Kessler Stadium | West Long Branch, NJ

2022 SCHEDULE

Sept. 3 **at Baylor L, 69-10**
Sept. 10 **NEW HAMPSHIRE * L, 28-23**
Sept. 17 **at Fordham**
Sept. 24 **CCSU**
Oct. 8 **at Monmouth ***
Oct. 15 **HAMPTON ***
Oct. 22 **at Villanova ***
Oct. 29 **STONY BROOK ***
Nov. 5 **at Elon ***
Nov. 12 **MAINE ***
Nov. 19 **at Rhode Island ***

RECORD: 0-0, 0-0 CAA

**RHODE ISLAND**October 22 | 1 p.m.
Kessler Stadium | West Long Branch, NJ

2022 SCHEDULE

Sept. 1 **at Stony Brook * W, 35-14**
Sept. 10 **at Bryant W, 35-21**
Sept. 17 **DELAWARE ***
Sept. 24 **at Pitt**
Oct. 1 **BROWN**
Oct. 15 **ELON ***
Oct. 22 **at Monmouth ***
Oct. 29 **at William & Mary ***
Nov. 5 **MAINE ***
Nov. 12 **at New Hampshire ***
Nov. 19 **UALBANY ***

RECORD: 0-0, 0-0 CAA

**DELAWARE**November 5 | 1 p.m.
Delaware Stadium | Newark, DE

2022 SCHEDULE

Sept. 3 **at Navy W, 14-7**
Sept. 10 **DELAWARE STATE W, 35-9**
Sept. 17 **at Rhode Island ***
Sept. 24 **HAMPTON ***
Oct. 1 **TOWSON ***
Oct. 8 **at William & Mary ***
Oct. 22 **MORGAN STATE**
Oct. 29 **at Elon ***
Nov. 5 **MONMOUTH ***
Nov. 12 **RICHMOND ***
Nov. 19 **at Villanova ***

RECORD: 0-0, 0-0 CAA

COLONIAL ATHLETIC ASSOCIATION

2022 STANDINGS

TEAM	CAA	OVERALL	STREAK
New Hampshire	2-0	2-0	W2
Rhode Island	1-0	2-0	W2
Delaware	0-0	2-0	W2
Hampton	0-0	2-0	W2
Towson	0-0	2-0	W2
Villanova	0-0	2-0	W2
William & Mary	0-0	2-0	W2
Elon	0-0	1-1	W1
Richmond	0-0	1-1	W1
Maine	0-0	0-2	L2
Stony Brook	0-1	0-1	L1
Monmouth	0-1	0-2	L2
UAlbany	0-1	0-2	L2

THIS WEEK IN THE CAA

Saturday, September 17

Richmond at Lehigh	ESPN+	12 PM
Villanova at Army	CBS Sports Network	12 PM
UAlbany at Fordham	ESPN+	1 PM
Georgetown at Monmouth	NBCSP / FloSports	1 PM
Towson at West Virginia	ESPN+	1 PM
Delaware at Rhode Island	FloSports	1 PM
Hampton at Norfolk State	ESPN+	2 PM
William & Mary at Lafayette	ESPN+	3:30 PM
Stony Brook at UMass	ESPN3	3:30 PM
Gardner-Webb at Elon	My48 / FloSports	6 PM
NC Central at New Hampshire	FloSports	6 PM
Maine at Boston College	NESN+ / ESPN3	7:30 PM

CAA PRESEASON POLL

1.	Villanova (16)	270
2.	Delaware (7)	235
3.	Rhode Island	224
4.	Richmond	219
5.	William & Mary (2)	206
6.	Elon (1)	191
7.	Stony Brook	151
8.	Maine	134
9.	New Hampshire	117
10.	Monmouth	105
11.	Towson	81
12.	UAlbany	64
13.	Hampton	31

**STONY BROOK**November 19 | 12 p.m.
Kessler Stadium | West Long Branch, NJ

2022 SCHEDULE

Sept. 1 **RHODE ISLAND * L, 35-14**
Sept. 17 **at UMass**
Sept. 24 **at Richmond ***
Oct. 1 **WILLIAM & MARY ***
Oct. 8 **at New Hampshire ***
Oct. 15 **at Fordham**
Oct. 22 **MAINE ***
Oct. 29 **at UAlbany ***
Nov. 5 **MORGAN STATE**
Nov. 12 **TOWSON ***
Nov. 19 **at Monmouth ***

RECORD: 0-0, 0-0 CAA

MONMOUTH HAWKS IN THE PROS

**Kenji Bahar '19 | 2015-19 | Quarterback**

Bahar became the first Monmouth QB to suit up in an NFL game when he was activated for Baltimore Ravens' 2021 Week 16 game at Cincinnati. Bahar was drafted by the USFL's Houston Gamblers and started three games, leading Houston to two wins to end the season.

Pete Guerriero | 2016-19 | Running Back

Guerriero has spent time with three NFL teams, including the New York Jets, Carolina Panthers and Pittsburgh Steelers. Most recently, Guerriero played in the USFL with the New Jersey Generals.

Reggie White Jr. '18 | 2015-19 | Wide Receiver

White Jr. signed with the New York Giants following the 2019 NFL Draft and then with the Montreal Alouettes in 2021. White Jr. scored two touchdowns in five games in 2021 and has 47 catches for 630 yards and two scores in 12 games this year.

Jake Powell '18 | 2015-19 | Tight End

Powell was signed by the New Orleans Saints as an undrafted free agent following the 2019 NFL Draft. Powell started at tight end for the New York Guardians in 2020 and was in training camp with the New York Giants in 2019.

Mike Basile '18 | 2014-17 | Safety

Basile was in training camp with the New York Giants in 2018.

Alex Thompson '17 | 2014-17 | Center

Thompson was signed by the Baltimore Ravens in 2018 and played with the Arizona Hotshots in the Alliance of American Football in 2019.

Matt White '18 | 2014-17 | Punter

White was signed by the Hamilton Tiger-Cats of the Canadian Football League in 2020 and appeared in the USFL with the New Orleans Breakers in 2022.

Darnell Leslie '17 | 2012-16 | Defensive End

Leslie played in training camp for the Dallas Cowboys in 2017 and also spent time with the Tampa Bay Buccaneers, Pittsburgh Steelers, BC Lions (CFL), San Antonio Commanders (AAF) and New York Guardians (XFL).

Hakeem Valles '15 | 2011-15 | Tight End

Valles was signed by the Arizona Cardinals as an undrafted free agent following the 2016 NFL Draft. He played 11 games with Arizona and made one start, before playing four games for Detroit in 2017 and 2018. Valles also spent time with the New York Giants.

Neal Sterling '15 | 2010-14 | Tight End

Sterling became the second Hawk to be drafted when the Jacksonville Jaguars selected him in the seventh round of the 2015 NFL Draft. Sterling played five seasons with the Jaguars, Jets and Chiefs from 2015-19.

Tevrin Brandon '14 | 2012-13 | Defensive Back

Brandon spent time on the Kansas City Chiefs and Denver Broncos' practice squads and also spent two years with the Hamilton Tiger-Cats of the Canadian Football League.

Ian Simon '12 | 2010-11 | Defensive End

Simon played for the Lehigh Valley Steelhawks of the Pro Indoor Football League during the 2013 season.

Jose Gumbs '12 | 2007-11 | Safety

Gumbs was signed by the New Orleans Saints as an undrafted free agent following the 2012 NFL Draft. He signed with Washington in 2013, where he played eight games on defense and special teams. Gumbs intercepted Matt Ryan in his only NFL start.

Chris Hogan | 2010 | Wide Receiver

Monmouth's first Super Bowl Champion, Hogan won two titles with the New England Patriots in 2016 and 2018. Hogan played 11 NFL seasons for eight teams and set the Patriots franchise record for receiving yards in a playoff game when he had nine catches for 180 yards and two TDs in the 2017 AFC Championship game against Pittsburgh.

John Nalbone '08 | 2004-08 | Tight End

Monmouth's first – and highest – NFL draft pick, who was chosen by the Miami Dolphins in the fifth round of the 2009 NFL Draft. Nalbone spent time with seven different organizations over four NFL seasons.

Miles Austin '18 | 2002-05 | Wide Receiver

Austin played 10 NFL seasons with three teams, including eight with the Dallas Cowboys. Austin was a Pro Bowl selection in 2009 and 2010. Austin had 361 career receptions and 37 touchdowns, including 81 for 1,320 yards and 11 TDs in 2009.

Mike Castellano '06 | 2004-06 | Linebacker

Castellano signed a contract with Team Arkansas of the then-upstart All-American Football League in 2008.

Matt Hill '11 | 2003-06 | Safety

Hill became the first Hawk to sign a professional contract with a team from the Canadian Football League when he inked a deal with the Calgary Stampeders in 2007.

Will Holder '13 | 1993-97 | Wide Receiver

Holder is Monmouth's first professional football player when he joined the New Jersey Gladiators in 2002. Holder spent time on three Arena Football League teams from 2002-08 and was in training camp with the Oakland Raiders in 2005.



2022 MONMOUTH FOOTBALL STARTING LINEUPS

OFFENSIVE STARTERS

OPPONENT	LT	LG	C	RG	RT	TE	WR	WR	WR	RB	QB
NEW HAMPSHIRE	Hall	Jervis	Williams	Anderson	Szuba	Neri	Carrington	Miller	Kearney	Farri	Muskett
FORDHAM	Hall	Jervis	Williams	Anderson	Szuba	Marcus	Carrington	Bryant	Obasi	Farri	Muskett
GEORGETOWN											
VILLANOVA											
LEHIGH											
UALBANY											
MAINE											
RHODE ISLAND											
TOWSON											
DELAWARE											
STONY BROOK											

DEFENSIVE STARTERS

OPPONENT	DE	DT	DE	RUSH	LB	LB	LB/NICKEL	CB	CB	FS	SS
NEW HAMPSHIRE	Hayden	O'Bannon	Shoemaker	Robinson	Grimes	Moran	Reid (DB)	Dotson	Morales III	Joe-Kamara	Wright
FORDHAM	Hayden	O'Bannon	Spano	Bishop	Grimes	Moran	Reid (DB)	Dotson	Morales III	Joe-Kamara	Wright
GEORGETOWN											
VILLANOVA											
LEHIGH											
UALBANY											
MAINE											
RHODE ISLAND											
TOWSON											
DELAWARE											
STONY BROOK											

2022 EXPLOSIVE PLAYS

MONMOUTH

PASSING (20 yards or longer)

Opponent	Yards	Play (Quarter)
New Hampshire	34	Obasi reception from Muskett (First Quarter)
New Hampshire	29	Miller reception from Muskett (First Quarter)
New Hampshire	37	Miller reception from Muskett (First Quarter)
New Hampshire	20	Tucker reception from Muskett (Second Quarter)
Fordham	60	Bryant reception from Muskett (First Quarter) *
Fordham	35	Kearney reception from Muskett (First Quarter)
Fordham	25	Kearney reception from Muskett (Second Quarter)
Fordham	28	Kearney reception from Muskett (Second Quarter)
Fordham	36	Tucker reception from Muskett (Third Quarter)
Fordham	24	Obasi reception from Muskett (Fourth Quarter)
Fordham	25	Carrington reception from Muskett (Fourth Quarter)

RUSHING (20 yards or longer)

Opponent	Yards	Play (Quarter)
Fordham	95	Shirden rush (First Quarter) *
Fordham	35	Shirden rush (First Quarter)
Fordham	80	Shirden rush (Third Quarter) *
Fordham	37	Shirden rush (Fourth Quarter)
Fordham	24	Wright rush (Fourth Quarter) *

DEFENSIVE (20 yards or longer)

Opponent	Yards	Play (Quarter)
----------	-------	----------------

SPECIAL TEAMS RETURNS (30 yards or longer)

Opponent	Yards	Play (Quarter)
Fordham	49	Green kickoff return (Third Quarter)

* resulted in Touchdown

OPPONENTS

PASSING (20 yards or longer)

Opponent	Yards	Play (Quarter)
New Hampshire	21	Lepkowski reception from Brosmer (First Quarter)
New Hampshire	25	Lepkowski reception from Brosmer (Second Quarter)
New Hampshire	24	Laube reception from Brosmer (Second Quarter)
New Hampshire	26	Lepkowski reception from Brosmer (Second Quarter)
New Hampshire	23	Lepkowski reception from Brosmer (Third Quarter)
New Hampshire	26	Coyne reception from Brosmer (Fourth Quarter)
New Hampshire	33	Edgar reception from Brosmer (Fourth Quarter)
Fordham	38	Carter reception from DeMorat (First Quarter) *
Fordham	26	Kokosioulis reception from DeMorat (Second Quarter) *
Fordham	47	Carter reception from DeMorat (Second Quarter)
Fordham	28	Felton reception from DeMorat (Second Quarter) *
Fordham	23	Wright reception from DeMorat (Second Quarter)
Fordham	33	Byrnes reception from DeMorat (Second Quarter) *
Fordham	22	Kokosioulis reception from DeMorat (Third Quarter)
Fordham	23	Cody reception from DeMorat (Third Quarter)
Fordham	22	Felton reception from DeMorat (Fourth Quarter) *

RUSHING (20 yards or longer)

Opponent	Yards	Play (Quarter)
New Hampshire	21	Laube rush (Fourth Quarter)
Fordham	34	Loughridge rush (Third Quarter)
Fordham	20	Sneed rush (Fourth Quarter)

DEFENSIVE (20 yards or longer)

Opponent	Yards	Play (Quarter)
New Hampshire	25	Harris interception return (Second Quarter) *

SPECIAL TEAMS RETURNS (30 yards or longer)

Opponent	Yards	Play (Quarter)
New Hampshire	35	Briscoe III blocked punt return (Second Quarter) *
Fordham	37	Kokosioulis kickoff return (Third Quarter)
Fordham	32	Kokosioulis kickoff return (Fourth Quarter)

* resulted in Touchdown



2022 GAME-BY-GAME RECAPS

New Hampshire

September 1, 2022

Durham, New Hampshire



Fordham

September 10, 2022

West Long Branch, New Jersey



	1	2	3	4	F
Monmouth	7	7	7	0	21
New Hampshire	7	10	0	14	31

SCORING PLAYS

- 1st** 10:10 MON Wright 5 yd run (Rea kick)
6 plays, 68 yards, 02:12, 7-0
- 05:32 UNH Laube 19 yd run (Mazzie kick)
9 plays, 73 yards, 04:34, 7-7
- 2nd** 14:52 UNH Briscoe III 35 yd punt block (Mazzie kick)
14-7
- 09:43 MON Wright 2 yd run (Rea kick)
12 plays, 70 yards, 05:09, 14-14
- 00:06 UNH Mazzie 28 yd field goal
8 plays, 71 yards, 00:46, 17-14
- 3rd** 09:25 MON Bryant 19 yd pass from Muskett (Rea kick)
5 plays, 38 yards, 01:28, 21-17
- 4th** 06:20 UNH Laube 7 yd run (Mazzie kick)
8 plays, 72 yards, 05:10, 24-21
- 04:07 UNH Harris 25 yd interception (Mazzie kick)
31-21

	MON	UNH
First Downs	20	16
Rushes - Yards	37-62	26-81
Passing Yards	281	272
Passes (C-A-I)	26-41-3	18-35-1
Total Offense	78-343	61-353
Fumbles-Lost	0-0	0-0
Penalties-Yards	4-34	8-63
Time of Possession	35:50	24:10

RUSHING

MON Farri 9-35; Wright 11-30 2 TD; Shirden 6-15
UNH Laube 16-63 2 TD; Coyne 4-18; Maurisseau 2-6

PASSING

MON Muskett 26-for-41, 281 yards, 1 TD, 3 INT
UNH Brosmer 18-for-35, 272 yards, 0 TD, 1 INT

RECEIVING

MON Bryant 8-67 1 TD; Obasi 4-58; Carrington 3-14
Miller 2-66; Tucker 2-23; Neri 2-10; Farri 2-9
Kearney 1-18; Wright 1-14; Fleming 1-2
UNH Lepkowski 7-121; Laube 5-57; Edgar 3-57;
Coyne 2-34; Briscoe III 1-3

GAME NOTES

Vincenzo Rea registered his first career points on the PAT after Wright's TD
Alex Bryant set career highs with 8 catches for 67 yards
Dre Tucker also had a career high with 2 receptions
Owen Wright had 30 yards rushing on 11 carries with two scores
Eddie Morales III had 7 tackles and one interception
Zamon Robinson had Monmouth's lone sack of the game
Tony Muskett threw for 281 yards on 26 of 41 passing with a touchdown and three interceptions
Muskett moved into seventh all-time in passing yards with 3,971 and seventh in all-time completions with 345
MU was 6-of-18 on third down but held UNH to 5-of-13
The Hawks were 3-for-3 for redzone touchdowns

	1	2	3	4	F
Fordham	7	21	10	14	52
Monmouth	20	6	9	14	49

SCORING PLAYS

- 1st** 11:36 FOR Carter 38 yd pass from DeMorat (Peskin kick)
7 plays, 68 yards, 03:16, 7-0
- 10:33 MON Bryant 60 yd pass from Muskett (Rea kick)
3 plays, 65 yards, 01:03, 7-7
- 08:10 MON Shirden 95 yd run (Rea kick)
1 play, 95 yards, 00:15, 14-7
- 05:42 MON Wright 1 yd run (PAT failed)
4 plays, 72 yards, 01:22, 20-7
- 2nd** 14:33 FOR Kokosioulis 26 yd pass from DeMorat (Peskin kick)
8 plays, 55 yards, 02:40, 20-14
- 11:58 MON Tucker 15 yd pass from Muskett (2PT failed)
7 plays, 75 yards, 02:35, 26-14
- 03:45 FOR Felton 28 yd pass from DeMorat (Peskin kick)
7 plays, 78 yards, 03:17, 26-21
- 00:21 FOR Byrnes 33 yd pass from DeMorat (Peskin kick)
10 plays, 89 yards, 02:11, 28-26
- 3rd** 10:21 FOR Loughridge 2 yd run (Peskin kick)
6 plays, 55 yards, 02:49, 35-26
- 09:58 MON Shirden 80 yd run (PAT failed)
1 play, 80 yards, 00:16, 35-32
- 05:17 FOR Peskin 25 yard field goal
9 plays, 70 yards, 04:41, 38-32
- 01:15 MON Bernstein 26 yard field goal
8 plays, 58 yards, 01:20, 38-35
- 4th** 14:46 FOR Felton 22 yd pass from DeMorat (Peskin kick)
5 plays, 58 yards, 01:20, 45-35
- 11:20 MON Wright 1 yd run (Bernstein kick)
9 plays, 65 yards, 03:26, 45-42
- 04:01 MON Wright 24 yd run (Bernstein kick)
6 plays, 92 yards, 02:28, 49-45
- 00:56 FOR Kokosioulis 14 yd pass from DeMorat (Peskin kick)
11 plays, 75 yards, 03:05, 52-49

	FOR	MON
First Downs	35	23
Rushes - Yards	40-254	35-390
Passing Yards	452	323
Passes (C-A-I)	34-51-2	14-27-1
Total Offense	91-706	62-713
Fumbles-Lost	0-0	0-0
Penalties-Yards	2-15	4-20
Time of Possession	35:52	24:08

RUSHING

FOR Sneed 17-110; Loughridge 16-94 1 TD; DeMorat 7-50
MON Shirden 12-299 2 TD; Farri 11-55; Wright 6-34 3 TD; Green 1-5

PASSING

FOR DeMorat 34-for-51, 452 yards, 6 TD, 2 INT
MON Muskett 17-for-27, 323 yards, 2 TD, 1 INT

RECEIVING

FOR Kokosioulis 15-130 2 TD; Wright 8-97; Carter 2-85 TD;
Felton 3-55 2 TD; Byrnes 1-33 TD; Cody 2-28; Sneed 2-17;
Loughridge 1-7
MON Kearney 5-121; Tucker 4-69 1 TD; Bryant 1-60 1 TD;
Carrington 3-49; Obasi 1-24

GAME NOTES

Jaden Shirden's 299 yards rushing eclipsed David Sinisi's 2008 record of 243 yards against Saint Francis.
Shirden had 12 carries, an average of 24.9 yards per carry and 2 TDs.
Alex Bryant scored a career-long 60-yard touchdown.
Bryant has a touchdown reception in back to back weeks.
Eddie Morales III has an interception in consecutive games.
Assanti Kearney recorded a career-best 121 yards on 5 catches.
Owen Wright had 3 touchdowns in the game and now has 5 this season.
Monmouth's 713 yards of offense is the second most in school history.
The Hawks' single-game record is 790 vs Gardner-Webb in 2018.

ADDITIONAL NOTES

MUSKETT'S WIDEOUT WEAPONS

Monmouth's top three wideouts from 2021 departed the program as Lonnie Moore IV (graduation), Terrance Greene Jr. (JMU graduate transfer) and Zach Tredway (graduation) left a void on the outside for Tony Muskett. Moore IV and Greene Jr. both occupy spots on the program's all-time top ten lists for receptions, yardage and touchdowns. The Hawks will look to fill that productivity with some familiar and new faces. Junior Dymere Miller had 20 catches for 267 yards and a TD last year, while graduate student Joey Aldarelli had five touchdown receptions and senior Assanti Kearney had one TD catch in 2021. A pair of transfers, Darrion Carrington from Yale, and Ugo Obasi from Virginia will bolster Monmouth's pass-catching corps.

RETURNING RUSHERS

Monmouth brought back its top three running backs from 2021 in Juwon Farri (705 yards – 8 TD), Jaden Shirden (497 yards – 3 TD) and Owen Wright (370 yards – 2 TD). As a team, Monmouth ran for 1,602 yards and 19 touchdowns a season ago. A total of 1,494 yards (93.2 percent) and 18 touchdowns (94.7 percent) returned to the backfield for the Hawks in 2022.

PRESEASON PREDICTIONS

Four Monmouth University football student-athletes were recognized with Colonial Athletic Association Football Preseason accolades. Eddie Morales III earned Preseason All-Conference Team recognition on special teams at punt returner, while Tony Muskett claimed the lone quarterback spot on offense. In addition, running back Juwon Farri and punter Ryan Kost were Honorable Mention choices. As a team, Monmouth was picked to finish 10th in the 13-team preseason poll.

COACHING ADDITIONS

Head Coach Kevin Callahan welcomed the addition of two new assistant coaches prior to the spring 2022 season, Jimmy Robertson (Quarterbacks/Pass Game Coordinator) and Bishop Neal (Defensive Backs).

Robertson came to Monmouth after five seasons at FDU Madison, including the final year when he served as Head Coach of the Devils. Robertson, the 2021 Middle Atlantic Conference (MAC) Football Coach of the Year, guided the Devils to a record of 7-4 in his first year as the head coach in Madison. The Devils won their first ECAC Bowl game in program history in 2021, with FDU counting an All-American, two all-region and six all-conference honorees among its ranks.

Neal arrived at Monmouth from Duquesne where he served as defensive backs coach and pass game coordinator for the 2021 season. Neal spent 2016 through 2020 at his alma mater, Saint Francis first as Defensive Backs Coach before earning the role of Defensive Coordinator prior to the 2019 season. As a player and a coach, Neal was involved in the most successful run in SFPA history, one which saw the Red Flash make its first appearance in the NCAA playoffs in 2016.

MONMOUTH AGAINST THE COLONIAL ATHLETIC ASSOCIATION

Monmouth is one of 13 current members of the CAA in football, with the addition of Campbell and North Carolina A&T set for 2023. The Hawks are 16-29 all-time against current CAA opponents. Monmouth has never played three teams in the conference; Elon, Richmond and William & Mary. The Hawks' wins over Hampton (3-0) came as a member of the Big South Conference, while UAlbany (5-12) and Stony Brook (5-4) were foes at times during Monmouth's time as a member of the Northeast Conference. Prior meetings with Delaware (0-1), Maine (0-3), Rhode Island (1-1), Towson (1-7) and Villanova (1-0) were non-conference contests. Monmouth opened its 2022 season with a loss at New Hampshire (0-1).





2022-23 Monmouth Football Combined Team Statistics All games

Page 1/3
as of Sep 13, 2022

Team Results

	Date	Opponent		Score	Att.
*	09/01/2022	at New Hampshire	L	21-31	8703
	09/10/2022	Fordham	L	49-52	2785

Rushing

Player	gp	att	gain	loss	net	avg	td	lg	avg/g
Jaden Shirden	2	18	319	5	314	17.4	2	95	157.0
Juwon Farri	2	20	90	0	90	4.5	0	12	45.0
Owen Wright	2	17	64	0	64	3.8	5	24	32.0
Makhi Green	1	1	5	0	5	5.0	0	5	5.0
Tony Muskett	2	15	19	39	-20	-1.3	0	7	-10.0
Team	2	1	0	1	-1	-1.0	0	0	-0.5
Total	2	72	497	45	452	6.3	7	95	226.0
Opponents	2	66	368	33	335	5.1	3	34	167.5

Passing

Player	gp	effic	comp-att-int	pct	yds	td	lg	avg/g
Tony Muskett	2	136.2	40-68-4	58.8	604	3	60	302.0
Total	2	136.2	40-68-4	58.8	604	3	60	302.0
Opponents	2	147.2	52-86-3	60.5	724	6	47	362.0

Receiving

Player	gp	no.	yds	avg	td	lg	avg/g
Alex Bryant	2	9	127	14.1	2	60	63.5
Assanti Kearney	2	6	139	23.2	0	35	69.5
Darrion Carrington	2	6	63	10.5	0	25	31.5
Dre Tucker	2	6	92	15.3	1	36	46.0
Ugo Obasi	2	5	82	16.4	0	34	41.0
Juwon Farri	2	2	9	4.5	0	5	4.5
Jack Neri	2	2	10	5.0	0	12	5.0
Dymere Miller	1	2	66	33.0	0	37	66.0
Sean Fleming	1	1	2	2.0	0	2	2.0
Owen Wright	2	1	14	14.0	0	14	7.0
Total	2	40	604	15.1	3	60	302.0
Opponents	2	52	724	13.9	6	47	362.0

Game Records

Record	Overall	Home	Away	Neutral
ALL GAMES	0-2	0-1	0-1	0-0
CONFERENCE	0-1	0-0	0-1	0-0
NON-CONFERENCE	0-1	0-1	0-0	0-0

Team Statistics

	MU	OPP
First Downs	43	51
Rushing	15	21
Passing	26	30
Penalty	2	0
Rushing Yardage	452	335
Rushing attempts	72	66
Average per rush	6.3	5.1
Average per game	226.0	167.5
TDs Rushing	7	3
Passing Yardage	604	724
Comp-Att-Int	40-68-4	52-86-3
Average per pass	8.9	8.4
Average per catch	15.1	13.9
Average per game	302.0	362.0
TDs Passing	3	6
Total offense	1056	1059
Average per play	7.5	7.0
Average per game	528.0	529.5
Kick returns: #-Yards	8-152	8-157
Punt returns: #-Yards	0-0	3-79
Int returns: #-Yards	3-2	4-26
Fumbles-Lost	0-0	0-0
Penalties-Yards	8-54	10-78
Punts-Avg	6-35.8	7-37.6
Time of possession / game	29:59	30:01
3rd-down conversion	8/27	12/27
4rd-down conversion	5/9	2/5
PAT-attempts	(7-9) 78%	(11-11) 100%
2-point conversion-attempts	(0-1) 0%	(0-0) 0%

Interceptions

Player	no.	yds	avg	td	lg
Eddie Morales III	2	0	0.0	0	0
Terrell Smith	1	2	2.0	0	2
Total	3	2	0.7	0	2
Opponents	4	26	6.5	1	25



**2022-23 Monmouth Football
Combined Team Statistics
All games**

Page 2/3
as of Sep 13, 2022

Field Goals

Player	fg	pct.	01-19	20-29	30-39	40-49	50-99	lg	blk
Eric Bernstein	1-1	100.0	0-0	1-1	0-0	0-0	0-0	26	0
Vincenzo Rea	0-1	0.0	0-0	0-0	0-1	0-0	0-0	0	0
Opponents	2-3	66.7	0-0	2-2	0-1	0-0	0-0	28	0

Scoring

Player	td	fg	PAT					pts
			kick	rush	rcv	pass	dxp	
Owen Wright	5	-	-	-	-	-	-	30
Alex Bryant	2	-	-	-	-	-	-	12
Jaden Shirden	2	-	-	-	-	-	-	12
Dre Tucker	1	-	-	-	-	-	-	6
Eric Bernstein	-	1-1	2-2	-	-	-	-	5
Vincenzo Rea	-	0-1	5-7	-	-	-	-	5
Total	10	1-2	7-9	0	0	0	0	70
Opponents	11	2-3	11-11	0	0	0	0	83

Score by Periods

Team	1st	2nd	3rd	4th	OT	TOT
Monmouth	27	13	16	14	0	70
Opponents	14	31	10	28	0	83

Punting

Player	no.	yds	avg	lg	tb	fc	i20	50+	blk
Ryan Kost	5	215	43.0	48	0	0	1	0	0
Team	1	0	0.0	0	0	0	0	0	1
Total	6	215	35.8	48	0	0	1	0	1
Opponents	7	263	37.6	58	0	4	1	1	0

Punt Returns

Player	no.	yds	avg	td	lg
Total	0	0	0.0	0	0
Opponents	3	79	26.3	1	35

Kick Returns

Player	no.	yds	avg	td	lg
Makhi Green	3	98	32.7	0	49
Jamir Barnes	2	15	7.5	0	12
Dymere Miller	2	14	7.0	0	10
Alex Bryant	1	25	25.0	0	25
Total	8	152	19.0	0	49
Opponents	8	157	19.6	0	37

All Purpose

Player	g	rush	rcv	pr	kr	ir	total	avg/g
Jaden Shirden	2	314	0	0	0	0	314	157.0
Alex Bryant	2	0	127	0	25	0	152	76.0
Assanti Kearney	2	0	139	0	0	0	139	69.5
Makhi Green	1	5	0	0	98	0	103	103.0
Juwon Farri	2	90	9	0	0	0	99	49.5
Dre Tucker	2	0	92	0	0	0	92	46.0
Ugo Obasi	2	0	82	0	0	0	82	41.0
Dymere Miller	1	0	66	0	14	0	80	80.0
Owen Wright	2	64	14	0	0	0	78	39.0
Darrion Carrington	2	0	63	0	0	0	63	31.5
Jamir Barnes	1	0	0	0	15	0	15	15.0
Jack Neri	2	0	10	0	0	0	10	5.0
Sean Fleming	1	0	2	0	0	0	2	2.0
Terrell Smith	2	0	0	0	0	2	2	1.0
Tony Muskett	2	-20	0	0	0	0	-20	-10.0
Total	2	452	604	0	152	2	1210	605.0
Opponents	2	335	724	79	157	26	1321	660.5

Total Offense

Player	g	plays	rush	pass	total	avg/g
Tony Muskett	2	83	-20	604	584	292.0
Jaden Shirden	2	18	314	0	314	157.0
Juwon Farri	2	20	90	0	90	45.0
Owen Wright	2	17	64	0	64	32.0
Makhi Green	1	1	5	0	5	5.0
Total	2	140	452	604	1056	528.0
Opponents	2	152	335	724	1059	529.5

Team Defense

			Tackles				Sacks	Pass defense		Fumbles	blkd	
##	Player	gp	ua	a	tot	tfl/yds	no-yds	int-yds	brup qbh	fr-yds	ff	kick saf



**2022-23 Monmouth Football
Combined Team Statistics
All games**

Page 3/3
as of Sep 13, 2022

##	Player	gp	Tackles				Sacks	Pass defense			Fumbles		blkd	
			ua	a	tot	tfl/yds		int-yds	brup	qbh	fr-yds	ff	kick	saf
5	Da'Quan Grimes	2	7	8	15	0.5-1
2	Tyrese Wright	2	10	4	14	1-6
7	Thomas Joe-Kamara	2	11	2	13
16	Jaylen Dotson	2	10	3	13	1-1	.	.	2
17	Mike Reid	2	11	1	12	.	.	.	3
1	Eddie Morales III	2	8	3	11	1-1	.	2-0	1
55	Ryan Moran	2	4	5	9	2
4	Remi Johnson	2	3	6	9	0.5-0
21	Davis Smith	2	5	2	7	.	.	.	1
92	Chris King	2	3	3	6
61	Pat Hayden	2	2	2	4	1.5-8	.	.	.	1
35	Sam Korpoi	2	2	2	4
34	Isaiah Bishop	2	1	2	3	1.5-6	.	.	.	1
51	Tyler Delgado	1	1	1	2
96	Dominick Spano	2	2	.	2	1-2
57	Bryce Rooks	1	.	1	1
48	Vincenzo Rea	2	1	.	1
36	Dre Tucker	2	1	.	1
86	Jack Neri	2	.	1	1
95	Justin O'Bannon	2	.	1	1
91	Matt Clark	1	.	1	1
98	Zamon Robinson	1	1	.	1	1-4	1-4
25	Terrell Smith	2	1	.	1	.	.	1-2
22	Dante Kiett	1	.	1	1
44	Ben Joseph	2	1	.	1
89	Miles Mitchell	2	.	1	1
Totals		2	85	50	135	9-29	1-4	3-2	7	4	0-0	0	0	0
Opponents		2	71	64	135	11-46	3-24	4-26	4	4	0-0	0	1	0



2022-23 Monmouth Football
Overall Team Statistics
All games

Page 1/2
as of Sep 13, 2022

Team Statistics

	MU	OPP
Scoring	70	83
Points per game	35.0	41.5
Points Off Turnovers	20	14
First Downs	43	51
Rushing	15	21
Passing	26	30
Penalty	2	0
Rushing Yardage	452	335
Yards gained rushing	497	368
Yards lost rushing	45	33
Rushing attempts	72	66
Average per rush	6.3	5.1
Average per game	226.0	167.5
TDs Rushing	7	3
Passing Yardage	604	724
Comp-Att-Int	40-68-4	52-86-3
Average per pass	8.9	8.4
Average per catch	15.1	13.9
Average per game	302.0	362.0
TDs Passing	3	6
Total offense	1056	1059
Total plays	140	152
Average per play	7.5	7.0
Average per game	528.0	529.5
Kick returns: #-Yards	8-152	8-157
Punt returns: #-Yards	0-0	3-79
Int returns: #-Yards	3-2	4-26
Kick return average	19.0	19.6
Punt return average	0.0	26.3
Int return average	0.7	6.5
Fumbles-Lost	0-0	0-0
Penalties-Yards	8-54	10-78
Average per game	27.0	39.0
Punts-Yards	6-215	7-263
Average per punt	35.8	37.6
Net punt average	28.5	38.3
Kickoffs-Yards	13-782	15-842
Average per kick	60.2	56.1
Net kick average	38.5	36.7
Time of possession / game	29:59	30:01
3rd-down conversion	8/27	12/27
3rd-down pct	30%	44%
4rd-down conversion	5/9	2/5



2022-23 Monmouth Football
Overall Team Statistics
All games

Page 2/2
as of Sep 13, 2022

	MU	OPP
4rd-down pct	56%	40%
Sacks by-Yards	1-4	3-24
Misc Yards	0	0
Touchdowns scored	10	11
Field goals - attempts	1-2	2-3
On-Side kicks	0-0	0-0
Red-zone scores	(7-7) 100%	(6-9) 67%
Red-zone touchdowns	(6-7) 86%	(4-9) 44%
PAT-attempts	(7-9) 78%	(11-11) 100%
2-point conversion-attempts	(0-1) 0%	(0-0) 0%
Attendance	2785	8703
Games / Avg per game	1/2785	1/8703
Neutral site games	-	0/0

Score by Periods

Team	1st	2nd	3rd	4th	OT	TOT
Monmouth	27	13	16	14	0	70
Opponents	14	31	10	28	0	83



2022-23 Monmouth Football
Red-Zone Results
All games

Page 1/1
as of Sep 13, 2022

Monmouth Inside Opponent Red-Zone

Date	Opponent	Score	Times	Times	Total			Rush	Pass	FGs	Failed to score inside RZ					
			In RZ	Scored	Pts	TDs	TDs	TDs	TDs	Made	FGA	Down	Int	Fumb	Half	Game
09/01/2022	at New Hampshire	L 21-31	3	3	21	3	2	1	0	0	0	0	0	0	0	0
09/10/2022	Fordham	L 49-52	4	4	22	3	2	1	1	1	1	0	0	0	0	0
Totals 7 of 7 (100.0%)			7	7	43	6	4	2	1	1	1	0	0	0	0	0

Opponents Inside Monmouth Red-Zone

Date	Opponent	Score	Times	Times	Total			Rush	Pass	FGs	Failed to score inside RZ					
			In RZ	Scored	Pts	TDs	TDs	TDs	TDs	Made	FGA	Down	Int	Fumb	Half	Game
09/01/2022	New Hampshire	L 21-31	4	3	17	2	2	0	1	1	1	0	0	0	0	0
09/10/2022	Fordham	L 49-52	5	3	17	2	1	1	1	1	2	0	1	0	0	0
Totals 6 of 9 (66.7%)			9	6	34	4	3	1	2	3	3	0	1	0	0	0



**2022-23 Monmouth Football
Team Game-by-Game
All games**

Page 1/1
as of Sep 13, 2022

Date	Opponent	Rushing				Receiving				Passing				Kick Returns				Punt Returns				tot		
		no.	yds	td	lg	no.	yds	td	lg	cmp	att	int	yds	td	lg	no.	yds	td	lg	no.	yds	td	lg	off
09/01/2022	at New Hampshire	37	62	2	12	26	281	1	37	26	41	3	281	1	37	3	39	0	25	0	0	0	0	343
09/10/2022	Fordham	35	390	5	95	14	323	2	60	14	27	1	323	2	60	5	113	0	49	0	0	0	0	713
Monmouth		72	452	7	95	40	604	3	60	40	68	4	604	3	60	8	152	0	49	0	0	0	0	1056
Opponents		66	335	3	34	52	724	6	47	52	86	3	724	6	47	8	157	0	37	3	79	1	35	1059

Monmouth Averages

Games	Avg/ rush	Avg/ catch	Pass effic	KR avg	PR avg	All purpose avg/game	Total offense avg/game
2	6.3	15.1	136.2	19.0	0.0	605.0	528.0

Date	Opponent	Tackles				Sacks		Fumble		Pass Defense			blkd	PAT attempts				off		
		ua	a	total	tfl-yds	no-yds	ff	fr-yds	int-yds	qbh	brup	kick	kick	rush	rcv	saf	t/o	pts		
09/01/2022	at New Hampshire	30	28	58	5.0-11	1-4	0	0-0	1-0	1	2	0	3-3	0	0	0	7	21		
09/10/2022	Fordham	55	22	77	4.0-18	0-0	0	0-0	2-2	3	5	0	4-6	0	0	0	13	49		
Monmouth		85	50	135	9.0-29	1-4	0	0-0	3-2	4	7	0	7-9	0	0	0	20	70		
Opponents		71	64	135	11.0-46	3-24	0	0-0	4-26	4	4	1	11-11	0	0	0	14	83		

Date	Opponent	Punting										Field Goals			Kickoffs				
		no.	yds	avg	long	blkd	tb	fc	50+	i20	md-att	long	blkd	no.	yds	avg	tb	ob	
09/01/2022	at New Hampshire	4	124	31.0	45	1	0	0	0	1	0-1	0	0	4	244	61.0	1	0	
09/10/2022	Fordham	2	91	45.5	48	0	0	0	0	0	1-1	26	0	9	538	59.8	4	0	
Monmouth		6	215	35.8	48	1	0	0	0	1	1-2	26	0	13	782	60.2	5	0	
Opponents		7	263	37.6	58	0	0	4	1	1	2-3	28	0	15	842	56.1	3	2	



2022-23 Monmouth Football
Team Game Highs
All games

Page 1/1
as of Sep 13, 2022

Monmouth - Game Highs

RUSHES	37	at New Hampshire (09/01/2022)
YARDS RUSHING	390	Fordham (09/10/2022)
YARDS PER RUSH	11.1	Fordham (09/10/2022)
TD RUSHES	5	Fordham (09/10/2022)
PASS ATTEMPTS	41	at New Hampshire (09/01/2022)
PASS COMPLETIONS	26	at New Hampshire (09/01/2022)
YARDS PASSING	323	Fordham (09/10/2022)
YARDS PER PASS	12.0	Fordham (09/10/2022)
TD PASSES	2	Fordham (09/10/2022)
TOTAL PLAYS	78	at New Hampshire (09/01/2022)
TOTAL OFFENSE	713	Fordham (09/10/2022)
YARDS PER PLAY	11.5	Fordham (09/10/2022)
POINTS	49	Fordham (09/10/2022)
SACKS BY	1	at New Hampshire (09/01/2022)
FIRST DOWNS	23	Fordham (09/10/2022)
PENALTIES	4	Fordham (09/10/2022)
	4	at New Hampshire (09/01/2022)
PENALTY YARDS	34	at New Hampshire (09/01/2022)
TURNOVERS	3	at New Hampshire (09/01/2022)
PUNTS	4	at New Hampshire (09/01/2022)
PUNTING AVG	45.5	Fordham (09/10/2022)
LONG PUNT	48	Fordham (09/10/2022)
PUNTS INSIDE 20	1	at New Hampshire (09/01/2022)
LONG PUNT RETURN	0	Fordham (09/10/2022)
	0	at New Hampshire (09/01/2022)



**2022-23 Monmouth Football
Opponents Game-by-Game
All games**

Page 1/1
as of Sep 13, 2022

Date	Opponent	Rushing				Receiving				Passing				Kick Returns				Punt Returns				tot off
		no.	yds	td	lg	no.	yds	td	lg	cmp-att-int	yds	td	lg	no.	yds	td	lg	no.	yds	td	lg	
09/01/2022	at New Hampshire	26	81	2	21	18	272	0	33	18-35-1	272	0	33	3	42	0	21	2	61	1	35	353
09/10/2022	Fordham	40	254	1	34	34	452	6	47	34-51-2	452	6	47	5	115	0	37	1	18	0	18	706
Opponents		66	335	3	34	52	724	6	47	52-86-3	724	6	47	8	157	0	37	3	79	1	35	1059
Monmouth		72	452	7	95	40	604	3	60	40-68-4	604	3	60	8	152	0	49	0	0	0	0	1056

Opponents Averages

Games	Avg/ rush	Avg/ catch	Pass effic	KR avg	PR avg	All purpose avg/game	Total offense avg/game
2	5.1	13.9	147.2	19.6	26.3	660.5	529.5

Date	Opponent	Tackles				Sacks	Fumble		Pass Defense			blkd	PAT attempts			off		
		ua	a	total	tfl-yds	no-yds	ff	fr-yds	int-yds	qbh	brup	kick	kick	rush	rcv	saf	t/o	pts
09/01/2022	at New Hampshire	36	46	82	8.0-35	2-16	0	0-0	3-25	3	2	1	4-4	0	0	0	7	31
09/10/2022	Fordham	35	18	53	3.0-11	1-8	0	0-0	1-1	1	2	0	7-7	0	0	0	7	52
Opponents		71	64	135	11.0-46	3-24	0	0-0	4-26	4	4	1	11-11	0	0	0	14	83
Monmouth		85	50	135	9.0-29	1-4	0	0-0	3-2	4	7	0	7-9	0	0	0	20	70

Date	Opponent	Punting										Field Goals			Kickoffs			
		no.	yds	avg	long	blkd	tb	fc	50+	i20	md-att	long	blkd	no.	yds	avg	tb	ob
09/01/2022	at New Hampshire	5	165	33.0	44	0	0	4	0	0	1-1	28	0	6	368	61.3	2	0
09/10/2022	Fordham	2	98	49.0	58	0	0	0	1	1	1-2	25	0	9	474	52.7	1	2
Opponents		7	263	37.6	58	0	0	4	1	1	2-3	28	0	15	842	56.1	3	2
Monmouth		6	215	35.8	48	1	0	0	0	1	1-2	26	0	13	782	60.2	5	0



2022-23 Monmouth Football
Individual Game Highs
All games

Page 1/1
as of Sep 13, 2022

Monmouth - Individual Game Highs

RUSHES	12	Jaden Shirden vs Fordham (09/10/2022)
YARDS RUSHING	299	Jaden Shirden vs Fordham (09/10/2022)
TD RUSHES	3	Owen Wright vs Fordham (09/10/2022)
LONG RUSH	95	Jaden Shirden vs Fordham (09/10/2022)
PASS ATTEMPTS	41	Tony Muskett at New Hampshire (09/01/2022)
PASS COMPLETIONS	26	Tony Muskett at New Hampshire (09/01/2022)
YARDS PASSING	323	Tony Muskett vs Fordham (09/10/2022)
TD PASSES	2	Tony Muskett vs Fordham (09/10/2022)
LONG PASS	60	Tony Muskett vs Fordham (09/10/2022)
RECEPTIONS	8	Alex Bryant at New Hampshire (09/01/2022)
YARDS RECEIVING	121	Assanti Kearney vs Fordham (09/10/2022)
TD RECEPTIONS	1 1 1	Dre Tucker vs Fordham (09/10/2022) Alex Bryant vs Fordham (09/10/2022) Alex Bryant at New Hampshire (09/01/2022)
LONG RECEPTION	60	Alex Bryant vs Fordham (09/10/2022)
PUNTS	3	Ryan Kost at New Hampshire (09/01/2022)
PUNTING AVG	45.5	Ryan Kost vs Fordham (09/10/2022)
LONG PUNT	48	Ryan Kost vs Fordham (09/10/2022)
PUNTS INSIDE 20	1	Ryan Kost at New Hampshire (09/01/2022)
LONG PUNT RETURN	none	
LONG KICKOFF RETURN	49	Makhi Green vs Fordham (09/10/2022)
TACKLES	11	Da'Quan Grimes at New Hampshire (09/01/2022)
SACKS	1	Zamon Robinson at New Hampshire (09/01/2022)
TACKLES FOR LOSS	1.5	Pat Hayden vs Fordham (09/10/2022)



2022-23 Monmouth Football
Opponent Match Lows
All games

Page 1/1
as of Sep 13, 2022

Opponent - Game Lows

RUSHES	26	at New Hampshire (09/01/2022)
YARDS RUSHING	81	at New Hampshire (09/01/2022)
YARDS PER RUSH	3.1	at New Hampshire (09/01/2022)
TD RUSHES	1	Fordham (09/10/2022)
PASS ATTEMPTS	35	at New Hampshire (09/01/2022)
PASS COMPLETIONS	18	at New Hampshire (09/01/2022)
YARDS PASSING	272	at New Hampshire (09/01/2022)
YARDS PER PASS	7.8	at New Hampshire (09/01/2022)
TD PASSES	0	at New Hampshire (09/01/2022)
TOTAL PLAYS	61	at New Hampshire (09/01/2022)
TOTAL OFFENSE	353	at New Hampshire (09/01/2022)
YARDS PER PLAY	5.8	at New Hampshire (09/01/2022)
POINTS	31	at New Hampshire (09/01/2022)
SACKS BY	1	Fordham (09/10/2022)
FIRST DOWNS	16	at New Hampshire (09/01/2022)
PENALTIES	2	Fordham (09/10/2022)
PENALTY YARDS	15	Fordham (09/10/2022)
INTERCEPTIONS BY	1	Fordham (09/10/2022)
PUNTS	2	Fordham (09/10/2022)
PUNTING AVG	33.0	at New Hampshire (09/01/2022)
LONG PUNT	44	at New Hampshire (09/01/2022)
PUNTS INSIDE 20	0	at New Hampshire (09/01/2022)
LONG PUNT RETURN	18	Fordham (09/10/2022)



2022-23 Monmouth Football
Opponent Match Highs
All games

Page 1/1
as of Sep 13, 2022

Opponent - Game Highs

RUSHES	40	Fordham (09/10/2022)
YARDS RUSHING	254	Fordham (09/10/2022)
YARDS PER RUSH	6.4	Fordham (09/10/2022)
TD RUSHES	2	at New Hampshire (09/01/2022)
PASS ATTEMPTS	51	Fordham (09/10/2022)
PASS COMPLETIONS	34	Fordham (09/10/2022)
YARDS PASSING	452	Fordham (09/10/2022)
YARDS PER PASS	8.9	Fordham (09/10/2022)
TD PASSES	6	Fordham (09/10/2022)
TOTAL PLAYS	91	Fordham (09/10/2022)
TOTAL OFFENSE	706	Fordham (09/10/2022)
YARDS PER PLAY	7.8	Fordham (09/10/2022)
POINTS	52	Fordham (09/10/2022)
SACKS BY	2	at New Hampshire (09/01/2022)
FIRST DOWNS	35	Fordham (09/10/2022)
PENALTIES	8	at New Hampshire (09/01/2022)
PENALTY YARDS	63	at New Hampshire (09/01/2022)
TURNOVERS	2	Fordham (09/10/2022)
PUNTS	5	at New Hampshire (09/01/2022)
PUNTING AVG	49.0	Fordham (09/10/2022)
LONG PUNT	58	Fordham (09/10/2022)
PUNTS INSIDE 20	1	Fordham (09/10/2022)
LONG PUNT RETURN	35	at New Hampshire (09/01/2022)