



# 2018-19 @MONMOUTHBBALL GAME NOTES

Monmouth University Athletics Communications // 400 Cedar Ave. West Long Branch, NJ 07764  
Men's Basketball Contact // Gary Kowal // gkowal@monmouth.edu // 732-263-5557 // #FlyHawks

## SCHEDULE & RESULTS

## GAME TWENTY-THREE

7:00PM // JANUARY 31, 2019 // OCEANFIRST BANK CENTER

Date	Opponent	Time/Result
<b>October</b>		
Sat. 27	CALDWELL (Exh.)	W, 85-84
<b>November (0-8)</b>		
Tue. 6	LEHIGH	L, 61-85
Fri. 9	at Colgate	L, 74-87
Mon. 12	at St. Joseph's	L, 63-78
Thu. 15	vs. #RV/13 West Virginia^	L, 53-71
Fri. 16	vs. Valparaiso^	L, 53-64
Sun. 18	vs. Cal State Fullerton^	L, 63-87
Sat. 24	PRINCETON	L, 57-60
Wed. 28	at #10/9 Kentucky	L, 44-90
<b>December (1-4)</b>		
Sat. 1	at Bucknell	L, 43-65
Wed. 5	at Hofstra	L, 73-75
Sat. 8	at Albany	L, 63-82
Thu. 20	YALE	L, 58-66
Mon. 31	at Penn	W, 76-74 (OT)
<b>January (5-4)</b>		
Thu. 3	at Iona*	L, 84-103
Sat. 5	SAINT PETER'S*	W, 61-44
Thu. 10	at Quinnipiac*	L, 83-89 (2OT)
Sat. 12	MANHATTAN*	W, 65-49
Mon. 14	at Siena*	W, 63-60 (OT)
Thu. 17	FAIRFIELD*	W, 74-57
Sun. 20	IONA*	W, 83-81
Thu. 24	at Canisius*	L, 66-80
Sat. 26	at Niagara*	L, 48-75
Thu. 31	SIENA*	7:00 p.m.
<b>February (0-0)</b>		
Sat. 2	RIDER*	2:00 p.m.
Thu. 7	at Saint Peter's*	7:00 p.m.
Sat. 9	at Fairfield*	1:00 p.m.
Fri. 15	at Rider*	7:00 p.m.
Sun. 17	MARIST*	2:00 p.m.
Fri. 22	CANISIUS*	7:00 p.m.
Sun. 24	QUINNIPIAC*	2:00 p.m.
<b>March (0-0)</b>		
Fri. 1	at Manhattan*	7:00 p.m.
<b>2018 MAAC Tournament</b>		
7-11	at Times Union Center	TBA

Home Games is **BOLD CAPS**

\*-Metro Atlantic Athletic Conference games

^-Myrtle Beach Invitational

## ATHLETIC COMMUNICATIONS

Assistant AD/Communications & New Media/  
Men's Basketball Contact: Gary Kowal  
Kowal phone: 732-263-5557  
Kowal email: gkowal@monmouth.edu  
Press Row Phone: 732-571-3677  
Athletics Website: MonmouthHawks.com



## SIENA SAINTS

Head Coach: Jamion Christian (1st season at Siena)  
Record at Siena: 9-11 // Career Record: 110-106  
Saints Record: 9-11 (4-3 MAAC)



## MONMOUTH HAWKS

Head Coach: King Rice (8th season at Monmouth)  
Record at Monmouth: 123-128 // Career Record: 123-128  
Hawks Record: 6-16 (5-4 MAAC)

## MEDIA COVERAGE



TV // ESPN3/WatchESPN  
PxP // Eddy Occhipinti  
Analyst // Steve Bazaz  
Sideline // Suzi Mellano



Live Stats // StatBroadcast  
MonmouthStats.com

## HAWKS QUICK NOTES

### LAST GAME AT NIAGARA: STARTERS

POS.	#	NAME	CLASS	Ht.	Wt.	NOTES
G	0	Ray Salnave	R-So.	6'3"	205	GW basket with 1.1 seconds left vs. Iona
G	3	Deion Hammond	So.	6'4"	200	Career-high 27 points at QU; scored 9 pts. in 3.9 seconds
G	13	Marcus McClary	So.	6'3"	195	Started 18 of first 22 games
F	4	Mustapha Traore	R-Jr.	6'8"	210	Topped career high in rebounds (12) vs. Yale
C	32	Diago Quinn	Sr.	6'9"	255	Averaged 19.3 ppg, 9.7 rpg from 12/31-1/5

### LAST GAME: OFF THE BENCH

F	2	Melik Martin	So.	6'6"	200	Nine second-half points vs. Yale
G	5	Nick Rutherford	R-Jr.	6'3"	185	First career double-figure game for MU at QU
G	10	Trevon Gross, Jr.	Gr.	6'3"	205	Knocked in corner 3 at Iona late in 1st half
G	11	George Papas	So.	6'5"	175	49 of 64 FGA's this season are from 3
G	14	Dave Calloway, Jr.	Fr.	6'0"	170	Has hit a 3 vs. two ranked teams this season
G	15	Mike James, Jr.	Fr.	6'0"	170	Collected first collegiate points vs. Manhattan
F	21	Nikkei Rutty	Fr.	6'8"	225	Made first career start at Hofstra
G	24	Louie Pillari	R-Jr.	6'6"	200	Netted 10 points in 9:45 on court at Canisius
G	25	Samuel Chaput	Fr.	6'0"	175	Backup PG - Career-high 10 points vs. SPU
C	44	Sam Ibiezugbe	Jr.	6'11"	245	Career-high 12 points vs. Iona on 4-4 FG

## FOLLOW MONMOUTH BASKETBALL

FACEBOOK // MONMOUTH BASKETBALL

TWITTER // @MONMOUTHBBALL

INSTAGRAM // @MONMOUTHMENSBBALL

SNAPCHAT // @MUHAWKS

# MORE ON TONIGHT'S MATCHUP

## SCOUTING THE SAINTS

Jalen Pickett has been named the MAAC Rookie of the Week seven times this season, including the last five straight weeks. He is a narrow second in points per game for the Saints behind senior Evan Fisher, while Pickett averages nearly seven assists per game. Siena has won three in a row since an OT loss to Monmouth.

## SIENA HEAD COACH JAMION CHRISTIAN

Jamion Christian is in his first season with the Saints, and comes over from Mount Saint Mary's where he went to a pair of NCAA Tournaments. Christian has won nine games to this point in his inaugural campaign at Siena.

## HAWKS AT HOME

Monmouth has won four in a row at home after dropping all three non-league home games. MU has held its opponent under 60 points in three of those four MAAC victories.

## SIENA ON THE ROAD

The Saints are 4-5 away from home this season, most recently winning two straight road contests at Fairfield and Marist. Siena is 2-1 in away MAAC games to this point.

## SERIES HISTORY

Year	Date	Winner	Score	Site
1979-80	N/A	Siena	84-92	N/A
2003-04	12/2/03	Monmouth	89-76	Albany, NY
2004-05	1/2/05	Siena	59-60	West Long Branch, NJ
2013-14	1/2/14	Monmouth	63-59	West Long Branch, NJ
2013-14	3/2/14	Siena	54-70	Albany, NY
2014-15	2/14/15	Monmouth	83-64	Albany, NY
2014-15	3/1/15	Monmouth	63-57	West Long Branch, NJ
2015-16	1/18/16	Monmouth	85-69	West Long Branch, NJ
2015-16	2/1/16	Monmouth	93-87	Albany, NY
2016-17	2/13/17	Monmouth	102-82	Albany, NY
2016-17	2/24/17	Monmouth	77-73	West Long Branch, NJ
2016-17	3/5/17	Siena	85-89	Albany, NY
2017-18	1/25/18	Monmouth	67-56	West Long Branch, NJ
2017-18	2/18/18	Monmouth	93-89 (3ot)	Albany, NY
2018-19	1/14/19	Monmouth	63-60 (ot)	Albany, NY

## UP NEXT

Monmouth will take on Rider at home on Saturday afternoon at 2:00 p.m.

## ALL-TIME SERIES

MU LEADS, 11-4

LAST MEETING: 1/14/19

MON 63, SIE 60 (OT)

Monmouth leads the all-time series 11-4, winning earlier this season and owning three straight wins over Siena and nine of the last 10.

## LAST TIME OUT

Niagara 75, Monmouth 48

January 26, 2019

Deion Hammond netted 12 points and Diago Quinn totaled eight points and seven rebounds, but Monmouth fell at Niagara Saturday afternoon, 75-48. The loss sets MU back to 6-16, 5-4 in the MAAC while the Purple Eagles improve to 10-11, 3-5 in league play. After a back-and-forth first few minutes of the second half, Melik Martin knocked in a wing three to give the Hawks a one-point lead. Shortly thereafter, Niagara went on a 14-1 run to take a 12-point lead, keyed by eight points in the stretch from Chris Barton, five coming from the foul line. The Purple Eagles went up 20 with 2:31 to go on Barton's corner triple, and went on to win 75-48. A defensive first half saw Niagara lead by as many as eight after Marvin Prochet hit a three at 9:39, making it 19-11 Purple Eagles. The Blue and White responded with the next eight points, with four different players contributing. NU took the lead back with a Raheem Solomon corner triple, but MU netted the final four points of the half, taking the lead when Hammond's fadeaway jumper went down at 1:27 to send Monmouth to the break up one. The Hawks held Niagara off the board for the final 5:20 of the first half.

## NOTES

- Deion Hammond scored in double figures for the fifth game in a row, 14th time this season and 34th time in his career.
- Diago Quinn has now grabbed eight rebounds in five games this season.
- Mustapha Traore's nine points was his most since a 10-point effort vs. Manhattan on 1/12.
- Diago Quinn played in his 123rd career game, moving into 10th place all time and passing Dejan Delic.
- The 22 first-half points allowed is the third least allowed in a half in MAAC play by MU this season.
- The Hawks have dropped two in a row at the Gallagher Center after winning their previous four.
- MU is now 9-4 all time against Niagara.
- All 15 Hawks on the roster saw action in the game.
- Trevon Gross' six minutes played is his most since 1/3 at Iona.
- The game marked the only time Monmouth and Niagara will match up this season due to the MAAC's 18-game schedule.

## 18-19 MAAC STANDINGS

Team	Overall	MAAC
1. Rider	11-8	6-1
2. Canisius	8-11	5-2
3. Quinnipiac	10-9	5-3
4. Iona	7-12	5-3
5. Siena	9-11	4-3
6. Monmouth	6-16	5-4
7. Saint Peter's	6-13	3-4
8. Niagara	10-11	3-5
9. Fairfield	6-15	3-6
10. Marist	7-13	2-6
11. Manhattan	4-16	2-6

# 2018-19 MONMOUTH ROSTER

## NUMERICAL

0	Ray Salnave	G	6-3	205	R-So.	Elmont, NY / Benjamin N. Cardozo
2	Melik Martin	F	6-6	200	So.	York, PA / York Catholic
3	Deion Hammond	G	6-4	200	So.	Mitchellville, MD / Riverdale Baptist School
4	Mustapha Traore	F	6-8	210	R-Jr.	Philadelphia, PA / The Phelps School
5	Nick Rutherford	G	6-3	185	R-Jr.	Indianapolis, IN / Allen / Florida Atlantic
10	Trevon Gross Jr.	G	6-3	205	Gr.	Jackson, NJ / St. Benedict's Prep / Virginia
11	George Papas	G	6-5	175	So.	Jersey City, NJ / Union Catholic / Gould Academy
13	Marcus McClary	G	6-3	195	So.	Linden, NJ / The Patrick School
14	Dave Calloway Jr.	G	6-0	170	Fr.	Neptune, NJ / St. Rose
15	Mike James Jr.	G	6-0	170	Fr.	West Hempstead, NY / Malverne
21	Nikkei Rutty	F	6-8	225	Fr.	New Rochelle, NY / Trinity-Pawling
24	Louie Pillari	G	6-6	200	R-Jr.	Tinton Falls, NJ / Christian Brothers Academy
25	Samuel Chaput	G	6-0	175	Fr.	Longueuil, Quebec / Saint Anthony's (TX)
32	Diago Quinn	C	6-9	255	Sr.	New York City, NY / Lake Forest Academy [IL]
44	Sam Ibiezugbe	C	6-11	245	Jr.	Simsbury, CT / The Masters School

## ALPHABETICAL

14	Dave Calloway Jr.	G	6-0	170	Fr.	Neptune, NJ / St. Rose
25	Samuel Chaput	G	6-0	175	Fr.	Longueuil, Quebec / Saint Anthony's (TX)
10	Trevon Gross Jr.	G	6-3	205	Gr.	Jackson, NJ / St. Benedict's Prep / Virginia
3	Deion Hammond	G	6-4	200	So.	Mitchellville, MD / Riverdale Baptist School
44	Sam Ibiezugbe	C	6-11	245	Jr.	Simsbury, CT / The Masters School
15	Mike James Jr.	G	6-0	170	Fr.	West Hempstead, NY / Malverne
2	Melik Martin	F	6-6	200	So.	York, PA / York Catholic
13	Marcus McClary	G	6-3	195	So.	Linden, NJ / The Patrick School
11	George Papas	G	6-5	175	So.	Jersey City, NJ / Union Catholic / Gould Academy
24	Louie Pillari	G	6-6	200	R-Jr.	Tinton Falls, NJ / Christian Brothers Academy
32	Diago Quinn	C	6-9	255	Sr.	New York City, NY / Lake Forest Academy [IL]
5	Nick Rutherford	G	6-3	185	R-Jr.	Indianapolis, IN / Allen / Florida Atlantic
21	Nikkei Rutty	F	6-8	225	Fr.	New Rochelle, NY / Trinity-Pawling
0	Ray Salnave	G	6-3	205	R-So.	Elmont, NY / Benjamin N. Cardozo
4	Mustapha Traore	F	6-8	210	R-Jr.	Philadelphia, PA / The Phelps School

## PRONUNCIATION GUIDE

#0 Ray Salnave	Sal-nayve
#4 Mustapha Traore	Tray-or
#10 Trevon Gross Jr.	Truh-von
#11 George Papas	Pap-iss
#21 Nikkei Rutty	Knee-kay
#24 Louie Pillari	Pill-are-ee
#25 Samuel Chaput	Cha-poo
#32 Diago Quinn	Said like "Diego"
#44 Sam Ibiezugbe	Ibiza-bay

**Head Coach:** King Rice (North Carolina, 1992) - 8th season at Monmouth

**Assistant Coaches:** Rick Callahan (Salem College, 1980) - 8th season at Monmouth, Jamal Meeks (Indiana, 1992) - 4th season at Monmouth, JR Reid (North Carolina, 1993) - 1st season at Monmouth

**Director of Operations:** Josh James (Monmouth, 2017) - 1st season at Monmouth

**Special Assistant to the Head Coach:** Dan Murphy (UConn, 2006) - 1st season at Monmouth

**Athletic Trainer:** Vanessa Sweeney, A.T.C.

## Roster Breakdown

### By Class

**Seniors (2):** Gross Jr., Quinn

**Juniors (4):** Ibiezugbe, Pillari, Rutherford, Traore

**Sophomores (5):** Hammond, Martin, McClary, Papas, Salnave

**Freshmen (4):** Calloway Jr., Chaput, James Jr., Rutty

### By Location

**New Jersey (5):** Calloway Jr., Gross Jr., McClary, Papas, Pillari

**New York (4):** James Jr., Quinn, Rutty, Salnave

**Pennsylvania (2):** Martin, Traore

**Connecticut (1):** Ibiezugbe

**Maryland (1):** Hammond

**Indiana (1):** Rutherford

**Quebec (1):** Chaput

### By Position

**Guard (10):** Calloway Jr., Chaput, Gross Jr., Hammond, James Jr., McClary, Papas, L. Pillari, Rutherford, Salnave

**Forward (3):** Martin, Rutty, Traore

**Center (2):** Ibiezugbe, Quinn



# 2018-19 BROADCAST SPOT CHART



**0**

**Ray Salnave**  
R-So., G, 6-3, 205  
Elmont, NY




**2**

**Melik Martin**  
So., F, 6-6, 200  
York, PA



**3**

**Deion Hammond**  
So., G, 6-4, 200  
Mitchellville, MD



**4**

**Mustapha Traore**  
R-Jr., F, 6-8, 210  
Philadelphia, PA



**5**

**Nick Rutherford**  
R-Jr., G, 6-3, 185  
Indianapolis, IN




**10**

**Trevon Gross, Jr.**  
Gr., G, 6-3, 205  
Jackson, NJ



**11**

**George Papas**  
So., G, 6-5, 175  
Jersey City, NJ



**13**

**Marcus McClary**  
So., G, 6-3, 195  
Linden, NJ



**14**

**Dave Calloway, Jr.**  
Fr., G, 6-0, 170  
Neptune, NJ



**15**

**Mike James, Jr.**  
Fr., G, 6-0, 170  
West Hempstead, NY



**21**

**Nikkei Rutty**  
Fr., F, 6-8, 225  
New Rochelle, NY




**24**

**Louie Pillari**  
R-Jr., G, 6-6, 200  
Tinton Falls, NJ



**25**

**Samuel Chaput**  
Fr., G, 6-0, 175  
Longueuil, Que



**32**

**Diago Quinn**  
Sr., C, 6-9, 255  
New York City, NY



**44**

**Sam Ibiezugbe**  
Jr., C, 6-11, 245  
Simsbury, CT

## 2018-19 COACHING STAFF



**King Rice**  
Head Coach  
Eighth Season  
North Carolina, 1992




**Rick Callahan**  
Assistant Coach  
Eighth Season  
Salem College, 1980



**Jamal Meeks**  
Assistant Coach  
Fourth Season  
Indiana, 1992



**JR Reid**  
Assistant Coach  
First Season  
North Carolina, 1994



**Josh James**  
Director of Operations  
First Season  
Monmouth, 2017



**Dan Murphy**  
Special Asst. to Head Coach  
First Season  
UConn, 2006

# MONMOUTH NOTES

## **SERIES NOTES VS. SIENA**

- Monmouth leads the all-time series 11-4.
- Since becoming MAAC foes, Monmouth leads the series 8-2.
- The only losses came in MU's first season in the league and in the 2017 MAAC semifinals.
- Monmouth swept last year's season series, winning in February.
- MU has won five straight regular season games over Siena at the Times Union Center.
- The Hawks won in overtime earlier this season over the Saints, 63-60 in overtime.

## **LAST GAME VS. THE SAINTS**

MU wraps up its regular season meetings with its third MAAC foe, already completing a split with Iona and a loss at Niagara in the lone game the two will play. Monmouth topped Siena in overtime at the Times Union Center earlier this month, 63-60, behind 16 Deion Hammond points, 14 and nine rebounds from Diago Qunn and six points, eight rebounds and four steals from Nick Rutherford.

## **QUINN MOVES UP THE BLOCK CHARTS**

Diago Quinn currently sits tied for 11th in program history with 61 career blocks, the same amount former teammate Deon Jones accumulated in his three seasons in Blue and White. Quinn is two blocks shy of tying Alex Blackwell and Dutch Gaitley for ninth all time.

## **OVERTIME GAMES**

Both of the last two games the Hawks have played Siena have gone to overtime. In the last two seasons, Monmouth has played five overtime games, with four of them ending in a different number of sessions. MU played Penn to four overtimes and Siena to three last season, before beating Penn in a single OT earlier this year and playing double overtime at Quinnipiac. MU beat Siena in OT to move to 3-2 in league play.

## **QUINN MOVES UP THE GAMES PLAYED LIST**

Diago Quinn has played in 122 career games, tying him with Dejan Delic for 10th all time. Quinn is on pace to play in at least 132 games, which would tie him with former teammate Austin Tilghman for second all time. Chris Brady holds Monmouth's all-time games played mark with 135 in four seasons, having never missed a contest.

## **SWIPING IT**

Nick Rutherford grabbed five steals in the game at Canisius, tying his Monmouth-high and tying his own mark for the most by a Hawk this season. He also snagged five steals vs. West Virginia on 11/15.

## **SALNAVE HITS THE GAME WINNER**

Ray Salnave hit his second game-winner of the season against Iona, going the length of the floor to score with 1.1 seconds remaining on a bank shot from the left side of the lane. He previously netted his first game-winner at Penn on New Year's Eve, scoring with 2.3 seconds to go to secure Monmouth's first win of the year.

## **BIG SAM'S BIG AFTERNOON**

Sam Ibiezugbe made the most of his opportunity in the win over Iona, going 4-4 from the field with a trio of jump shots to finish with a career-best 12 points. He also tied a career mark in field goals made, and set a career high with four free throws made. Ibiezugbe also grabbed four rebounds for MU in the W.

## **WINNING STREAK**

Monmouth won four in a row for the first time this season, and for the first time since the end of the 2016-17 season when the Hawks topped a program high with a 17 game winning streak.

## **RUTHERFORD'S STAT LINE**

Nick Rutherford posted an all-around contest in the win over Fairfield, scoring five points while adding eight rebounds, six assists, four steals and a block. He contributed on the defensive end as well and hit his fourth three of the season on a stepback from the corner.

## **LOCKING DOWN AT HOME**

Monmouth is giving up 57.8 points per game at home against MAAC opponents this season, holding both Saint Peter's and Manhattan under 50 points. Against the Jaspers, MU allowed just two two-point field goals in the opening half. Nobody topped 60 points on the Hawks at home this season in league play until Iona.

## **BLOCK PARTY**

Monmouth set a season high in blocks with six, including five in the opening half against Fairfield. Diago Quinn and Nikkei Rutty added two apiece.

## **MOVING OVER .500 IN THE MAAC**

Monmouth is over .500 in conference play for the first time since the 2016-17 season finale at Iona, a Hawks win that moved MU to 18-2 in league play. MU is currently 5-4 in the league.

# MONMOUTH NOTES

## **RUTHERFORD LOCKING DOWN ON DEFENSE**

Nick Rutherford helped lock down one of the top freshmen in the MAAC in Jalen Pickett in the Hawks' win over Siena. The guard entered at the 12:50 mark of the first half after Pickett knocked down his first four shots, all from three. From that point forward, Pickett went 1-for-11 from the field and turned it over six times. Rutherford finished the night with six points, a career-best in a Hawks uniform eight rebounds, two assists and four steals in 33 minutes.

## **FRESHMAN EMERGING**

Sam Chaput has taken on an increased role for Monmouth since the New Year's Eve contest against Penn, with King Rice crediting Chaput for part of the Hawks' win over Siena. He knocked in a three and scored seven points in 25 minutes, including corraling a long rebound off a late missed free throw and running the clock down to 1.1 seconds before he was caught and fouled.

## **120 WINS FOR KING RICE**

Monmouth Head Coach King Rice picked up his 120th career win over Manhattan, the fifth Monmouth coach to reach that mark all time. His 100th career win also came over the Jaspers, coming at Draddy Gym.

## **SHOOTING IT WELL**

MU posted its best field goal percentage of the season against Manhattan, shooting 52.5% from the field on 23-of-43, including four makes from three. Eight Hawks converted field goals in the game.

## **PAPAS GETS IT GOING**

Sophomore George Papas has gone for eight points in two of his last five games, including hitting a huge pair of triples in the win over Manhattan to extend the Hawks lead in the second half. He has taken 57 shots this season, with 43 coming from downtown.

## **A WILD COMEBACK**

MU posted a comeback at Quinnipiac that would have ranked as a tie for the NCAA Division I record for largest comeback in the final minute of a game had MU come back to win. Monmouth trailed Quinnipiac by 14 with 1:33 to play in regulation, and by 12 inside the final minute, but forced overtime thanks to a 19-5 run to end the game. The Hawks scored 17 points in 51 seconds to tie, doing so in the final 54 seconds of the contest. MU forced four turnovers in the contest, including a back court violation, a five-second call, a ten-second call, and an offensive foul on an inbound attempt. Ray Salnave's layup with just over three ticks remaining was the tying bucket, and Deion Hammond scored nine points during the comeback.

## **HAMMOND MAKING LIKE REGGIE MILLER**

Deion Hammond scored seven points in 1.2 seconds against Quinnipiac, and nine points in 3.9 seconds to spark the comeback. He nailed a straight on three with 36.2 seconds to play, and after QU failed to get the ball inbounded resulting in a violation, Hammond took the ensuing trigger and banked home a three, plus the foul with 35 seconds exactly to go. Following a Bobcats offensive foul that took no time off, Hammond dropped a baseline runner with 32.3 remaining.

## **RUTHERFORD FINDS DOUBLES**

For the first time in 16 games as a Hawk, Nick Rutherford reached the double-figure plateau at Quinnipiac, scoring 10 points on 5-7 shooting on the night. All five of his baskets came on layups, and the senior played over 35 minutes in the double OT affair.

## **HAMMOND'S CAREER-HIGH**

Helped along by his scoring outburst in the final minute, Deion Hammond notched a career-high of 27 points at Quinnipiac, the most by a Hawk this season. His 10 made field goals were also a career best, and the sophomore netted 20+ points for the fourth time in his career and third time this season.

## **IBIEZUGBE MAKES MOST OF HIS TIME**

Sam Ibiezugbe maximized his time on the floor, tying a career-high at Quinnipiac with six rebounds, two of them offensive, in just 7:53 on the court. The big man finished his only opportunity inside in the game as well.

## **WHAT A WEEK FOR DIAGO**

Diago Quinn had scored 19 points just once in his collegiate career, but did it in all three games to open 2019 in the same week, setting a career-high with his first 20-point game at Iona. He helped MU go 2-1, including a league win and a victory at Ivy League favorite Penn. Quinn finished one rebound shy of averaging a double-double for the week, collecting one at Penn with 19 and 14 rebounds. The senior shot 58% and 78% from the line, blocking four shots.

## **QUINN NAMED TO MET BASKETBALL WRITERS WEEKLY HONORABLE MENTION**

Diago Quinn earned a spot on the Metropolitan Basketball Writers Association Division I Honorable Mention after coming a rebound shy of averaging a double-double for the week. Saint John's guard Shamorie Ponds was named the Player of the Week by the organization.



# HEAD COACH KING RICE • North Carolina, 1992 • 8th Season • 123-128 Overall • MAAC: 65-42



Rice has been on the Monmouth sideline for seven seasons and enters his eighth in 2018-19. He has 117 victories to his credit, as well as a pair of MAAC Coach of the Year honors. He has set Monmouth records for wins in a season with 28 and consecutive victories with 17. Rice also set a MAAC Record in 2016-17 by winning 18 league games for the first time ever. He has also won the JohnMcLendon National Coach of the Year honor, while being named a finalist for the Ben Jobe Award.

Rice coached a pair of players to All-Conference honors in 2017-18, including four-guard Austin Tilghman, who was named to the Third Team and also became the first guard in school history to register a triple-double, doing so at Yale on December 22. He also mentored Deion Hammond to unanimous All-Rookie Team accolades, with the guard averaging 12 points per contest.

In eight years in West Long Branch, Rice has now graduated 23 seniors. Following the 2016-17 year, Monmouth men's basketball was one of 35 programs recognized across the nation in men's hoops for its multiyear Academic Progress Rate (APR) and received the NCAA's APR Public Recognition Award. Monmouth was the only school

in the Metro Atlantic Athletic Conference as well as one of just three teams in the state of New Jersey. Rice's team has earned this recognition in three straight seasons.

With his second straight conference Coach of the Year honor in 2016-17, Rice became just the third coach in MAAC history to repeat and the second to do it outright, joining former Iona coach Tim Welsh and ex-LaSalle head man Speedy Morris. Rice secured a second consecutive regular season title and the top seed in the MAAC Tournament, coaching the Hawks to a National Invitation Tournament for the second time. He also earned his second straight NABC District I Coach of the Year accolade, the first MU coach to do so.

Rice mentored Justin Robinson to a second straight MAAC Player of the Year and third All-MAAC First Team, as well as being named the Lou Henson National Mid-Major Player of the Year. Robinson graduated as the school's all-time leading scorer at the Division I level and became the second 2,000-point scorer in MU history. He also coached his second MAAC Sixth Man of the Year in three years in guard Austin Tilghman, and a second straight all-league selection for Micah Seaborn, who was named First Team. MU won 17 straight games, including 16 straight to end the regular season, not losing after January 2. He secured a comeback win at Memphis in December, as well as a win over eventual Ivy champion Princeton at home.

In 2015-16, leading the Hawks to a program best 28 wins and a top seed in the National Invitation Tournament, as well as wins over five high-major programs. He coached the Hawks to the MAAC regular season title with a 17-3 league mark, collecting MAAC Coach of the Year honors in addition to being named John McLendon National Coach of the Year. Rice picked up ECAC and NABC District I Coach of the Year accolades as well, while being named a finalist for the Ben Jobe Award.

Rice posted 17 league victories, including an 11-2 mark at home and a nation-leading 13 road tallies and 17 wins away from home, including neutral site wins. He secured Monmouth's first regular season title in 11 years and the top seed in the conference tournament while knocking off the program's first-ever ranked opponent in No. 17 Notre Dame on Thanksgiving night as well as wins at UCLA, Georgetown and Rutgers and a neutral site victory over Southern California. The Blue and White also notched its first national postseason win since 2006 and the first ever at home, topping Bucknell in the opening round of the NIT.

In his fifth season in West Long Branch, Rice mentored MAAC Player of the Year Justin Robinson and league Rookie of the Year Micah Seaborn, both of whom were all-conference selections along with senior Deon Jones. Robinson earned multiple national awards while setting the single-season scoring record under Rice's tutelage.

Following the 2015-16 campaign, Rice was rewarded with a contract extension, which extended his contract to 2020-21.

Rice, who was named a finalist for the 2015 Ben Jobe National Coach of the Year Award, led the Hawks to an 18-15 overall record in 2014-15 and a 13-7 mark in Metro Atlantic Athletic Conference action, which resulted in the No. 4 seed in the league postseason. The Hawks, who advanced to the conference semifinals in just their second season in the league, put a pair of guards on all-conference teams and held 26 of their opponents to 70 points or less.

In 2014-15, the Hawks placed guard Justin Robinson on the All-MAAC First Team and the NABC All-District Second Team and guard Deon Jones on the All-MAAC Third Team, while senior guard Andrew Nicholas was honored as the league's Sixth Man of the Year.

Rice, whose roster featured nine first-year players and no seniors in 2013-14, guided the Hawks into their first season in the MAAC, where the Blue & White claimed the No. 9 seed in the league's postseason. In his first two seasons in the league, Monmouth outperformed its preseason coaches poll prognostication, as the Hawks were selected sixth prior to 2014-15 and finished the regular season in a tie for third place, with eventual tournament champion Manhattan.

In 2013-14, paced by one of the highest scoring duos in program history in Jones and Nicholas, the Hawks posted an 11-21 overall record, which included the championship trophy in the regional pod of the Barclays Center Classic, and the team's highest scoring average in 13 years.

The Hawks started the 2012-13 campaign with a 5-3 record before finishing their final season in the Northeast Conference with an overall mark of 10-21 and 5-13 in league play. Monmouth, which ranked near the top of the league in steals and turnover margin, capped its season with forward Ed Waite scoring his 1,000th career point and guard Jesse Steele writing his name all over the record books in just two and a half seasons.

In his first season with the Blue and White, Rice made an immediate impact on the program, leading the Hawks to a fifth place tie in the league standings. The Hawks finished 12-20 overall, but finished the year winners of nine of their last 12 games to claim a 10-8 league mark and grab the No. 6 seed in the conference postseason, while Dion Nesmith became the 17th Monmouth player to earn NEC All-Rookie Team accolades in program history. The Hawks, who played three nationally-ranked teams during the year, and competed in the Dick's Sporting Goods NIT Season Tip-Off, initiated an up-tempo style of play, which then generated the team's highest scoring average since the 2003-04 campaign.

## PROFESSIONAL COACHING EXPERIENCE

2011-Present: Head Coach, Monmouth University (West Long Branch, N.J.)

2006-2011: Assistant Coach, Vanderbilt University (Nashville, Tenn.)

2001-2004: Head Coach, Bahamian National Team

1999-2000: Assistant Coach, Providence College (Providence, R.I.)

1993-1998: Assistant Coach, Illinois State University (Normal, Ill.)

1992-1993: Assistant Coach, University of Oregon (Eugene, Ore.)

## NCAA POSTSEASON APPEARANCES

### As an assistant coach (8):

NCAA (Illinois State 1997, 1998, Vanderbilt 2007, 2008, 2010, 2011)

NIT (Illinois State 1995, 1996)

### As a player (4):

NCAA Tournament Sweet 16 (North Carolina 1988, 1989, 1990, 1991 [Final Four])

ACC Tournament Championship Teams (1989, 1991)

### As a head coach (2):

NIT (Monmouth, 2016, 2017)

## Rice Year-by-Year

Year	Overall	Conf.	Notes
2011-12	12-20	10-8	NEC Tournament
2012-13	10-21	5-13	
2013-14	11-21	5-15	
2014-15	18-15	13-7	MAAC Tournament semis
2015-16	28-8	17-3	MAAC Reg. Season title
2016-17	27-7	18-2	MAAC Reg. Season title
2017-18	11-20	7-11	
2018-19	6-16	5-4	
Career Record: 123-128 (8th season)			
Career MAAC Record: 65-42 (6th season)			

## Rice All-Time Opponents

Albany	1-2
Army West Point	1-1
Bethune-Cookman	1-0
Binghamton	2-0
Brown	0-1
Bryant	1-1
Bucknell	2-1
Cal State Fullerton	0-1
Canisius	7-5
Central Connecticut	2-1
Colgate	0-1
Cornell	2-0
Dayton	0-1
Drexel	2-0
Fairfield	9-3
Fairleigh Dickinson	4-0
Fordham	2-2
George Mason	0-1
George Washington	0-1
Georgetown	1-0
Georgia State	0-1
Harvard	0-1
Hofstra	2-2
Holy Cross	1-0
Iona	6-8
Kentucky	0-2
Lafayette	1-1
Lehigh	1-1
LIU Brooklyn	1-3
Manhattan	5-6
Marist	7-2
Maryland	0-2
Memphis	1-0
Mississippi Valley State	1-0
Mount St. Mary's	2-2
Navy	1-1
Niagara	9-3
North Carolina	0-2
North Carolina A&T	1-0
Notre Dame	1-1
Ole Miss	0-1
Penn	2-2
Penn State	0-1
Princeton	1-2
Quinnipiac	4-8
Rider	6-8
Robert Morris	0-5
Rutgers	1-2
Sacred Heart	1-1
Saint Francis	2-2
Saint Joseph's	0-1
Saint Peter's	6-6
Seton Hall	0-2
Siena	10-2
SMU	0-1
South Alabama	1-0
South Carolina	0-1
South Carolina State	1-0
St. Francis Brooklyn	4-2
St. John's	0-1
Syracuse	0-2
Tennessee State	1-0
Towson	0-1
UCLA	1-0
UConn	0-1
UNC Asheville	0-1
USC	1-1
Valparaiso	0-1
Vanderbilt	0-1
Villanova	0-2
Virginia	0-1
Virginia Tech	0-1
Wagner	3-5
West Virginia	0-2
Yale	1-1
<b>ALL-TIME</b>	<b>123-128</b>

# 18-19 MONMOUTH HIGHS AND LOWS

		Monmouth	Opponents
<b>Points 1st Half</b>	High	43 at Hofstra (12/5/18)	52, twice; last Iona (1/3/19)
	Low	22, three times; last at Bucknell (12/1/18)	20, twice; last Saint Peter's (1/5/19)
<b>Points 2nd Half</b>	High	48 vs. Iona (1/20/19)	53, twice; last Niagara (1/26/19)
	Low	21 at Bucknell (12/1/18)	24, Saint Peter's (1/5/19)
<b>Total Points</b>	High	84 at Iona (1/3/19)	103, Iona (1/3/19)
	Low	43 at Bucknell (12/1/18)	44, Saint Peter's (1/5/19)
<b>FG Made</b>	High	34 at Quinnipiac (1/10/19)	31, Iona (1/3/19)
	Low	16, twice; last at Kentucky (11/28/18)	15, Saint Peter's (1/5/19)
<b>FG Attempted</b>	High	77 at Quinnipiac (1/10/19)	68, Saint Joseph's (11/12/18)
	Low	38 vs. Saint Peter's (1/5/19)	45, Saint Peter's (1/5/19)
<b>FG Percentage</b>	High	53.5 vs. Manhattan (1/12/19)	59.2, Canisius (1/24/19)
	Low	27.6 at Kentucky (11/28/18)	33.3, Saint Peter's (1/5/19)
<b>3-Pt. FG Made</b>	High	10 at Iona (1/3/19)	17, Iona (1/3/19)
	Low	1 vs. Yale (12/20/18)	5, Saint Peter's (1/5/19)
<b>3-Pt. FG Att.</b>	High	25 at Quinnipiac (1/10/19)	36 at Quinnipiac (1/10/19)
	Low	10 vs. Saint Peter's (1/5/19)	20, Saint Peter's (1/5/19)
<b>3-Pt. FG Pct.</b>	High	50.0 vs. Saint Peter's (1/5/19)	54.8, Iona (1/3/19)
	Low	9.1 vs. Yale (12/20/18)	24.1, Saint Joseph's (11/12/18)
<b>FT Made</b>	High	26 vs. Iona (1/20/19)	26, Albany (12/8/18)
	Low	6, twice; last at Niagara (1/26/19)	4, Siena (1/14/19)
<b>FT Attempted</b>	High	39 vs. Iona (1/20/19)	37, West Virginia (11/15/18)
	Low	9 vs. Valparaiso (11/16/18)	13, twice; last Princeton (11/24/18)
<b>FT Percentage</b>	High	85.7 at Colgate (11/9/18)	87.0, twice; last Niagara (1/26/19)
	Low	40.0 at Bucknell (12/1/18)	28.6, Siena (1/14/19)
<b>Off. Rebounds</b>	High	19 at Albany (12/8/18)	19, Penn (12/31/18)
	Low	2 at Saint Joseph's (11/12/18)	5, Bucknell (12/1/18)
<b>Def. Rebounds</b>	High	32 vs. Fairfield (1/17/19)	36, Lehigh (11/6/18)
	Low	12 at Kentucky (11/28/18)	18, 3x; last Saint Peter's (1/5/19)
<b>Total Rebounds</b>	High	47 at Penn (12/31/18)	47, Lehigh (11/6/18)
	Low	25 at Kentucky (11/28/18)	26, Saint Peter's (1/5/19)
<b>Assists</b>	High	17, twice; last vs. Iona (1/20/19)	21, Canisius (1/24/19)
<b>Blocked Shots</b>	High	6 vs. Fairfield (1/17/19)	8, West Virginia (11/15/18)
<b>Steals</b>	High	10, 4x; last at Canisius (1/24/19)	12, Penn (12/31/18)
<b>Turnovers</b>	High	22 vs. Saint Peter's (1/5/19)	24, Quinnipiac (1/10/19)
	Low	10, twice; last at Iona (1/3/19)	6, Saint Joseph's (11/12/18)



# 18-19 MONMOUTH INDIVIDUAL HIGHS/LOWS

## Individual Highs

Points	27, Deion Hammond at Quinnipiac (1/10/19)
Points by a Non-Starter	20, Diago Quinn at Iona (1/3/19)
Field Goals Made	10, Deion Hammond at Quinnipiac (1/10/19)
Field Goals Attempted	23, Ray Salnave at Albany (12/8/18)
Free Throws Made	9, twice; last Deion Hammond vs. Iona (1/20/19)
Free Throws Attempted	12, Diago Quinn vs. Saint Peter's (1/5/19)
Free Throw Pct. (min 6)	100.0 (9-9), Deion Hammond vs. Iona (1/20/19)
3-Pt. FG Made	5, Deion Hammond at Iona (1/3/19)
3-Pt. FG Attempted	14, Deion Hammond at Quinnipiac (1/10/19)
Rebounds	14, Diago Quinn at Penn (12/31/18)
Blocked Shots	2, 12x; last Mustapha Traore at Niagara (1/26/19)
Assists	7, twice; last Ray Salnave at Hofstra (12/5/18)
Steals	5, twice; last Nick Rutherford at Canisius (1/24/19)

## Opponents

40, Khalil Ahmad, Cal State Fullerton (11/18/18)
21, Asante Gist, Iona (1/20/19)
13, Khalil Ahmad, Cal State Fullerton (11/18/18)
23, Justin Wright-Foreman, Hofstra (12/5/18)
13, Cameron Young, Quinnipiac (1/10/19)
16, Cameron Young, Quinnipiac (1/10/19)
100.0 (9-9), Tajuan Agee, Iona (1/20/19)
8, Khalil Ahmad, Cal State Fullerton (11/18/18)
13, Khalil Ahmad, Cal State Fullerton (11/18/18)
12, 2x; last Abdulai Bundu, Quinnipiac (1/10/19)
4, 3x; last Jordan Bruner, Yale (12/20/18)
7, 3x; last Isaiah Reese, Canisius (1/24/19)
5, Tyler Herro, Kentucky (11/28/18)

## MONMOUTH STARTING LINEUPS

DATE	OPPONENT	RESULT	GUARD	GUARD	GUARD	GUARD/FORWARD	CENTER
10.27	Caldwell (Exh.)	W, 85-84	Rutherford	Hammond	Salnave	McClary	Traore
11.06	Lehigh	L, 61-85	Rutherford	Hammond	Salnave	McClary	Traore
11.09	at Colgate	L, 74-87	Rutherford	Hammond	Salnave	McClary	Traore
11.12	at Saint Joseph's	L, 63-78	Rutherford	Hammond	Salnave	Pillari	Traore
11.15	vs. West Virginia	L, 53-71	Rutherford	Hammond	Salnave	Pillari	Traore
11.16	vs. Valparaiso	L, 53-64	Rutherford	Hammond	Salnave	Pillari	Traore
11.18	vs. Cal State Fullerton	L, 63-87	Rutherford	Hammond	Salnave	McClary	Traore
11.24	Princeton	L, 57-60	Rutherford	Hammond	Salnave	Pillari	Traore
11.28	at Kentucky	L, 44-90	Rutherford	Hammond	Salnave	McClary	Traore
12.01	at Bucknell	L, 43-65	Salnave	Hammond	McClary	Traore	Quinn
12.05	at Hofstra	L, 73-75	Salnave	Hammond	McClary	Traore	Rutty
12.08	at Albany	L, 63-82	Salnave	Hammond	McClary	Traore	Rutty
12.20	Yale	L, 58-66	Salnave	Pillari	McClary	Traore	Rutty
12.31	at Penn	W, 76-74 (OT)	Salnave	Hammond	McClary	Traore	Rutty
01.03	at Iona	L, 84-103	Salnave	Hammond	McClary	Traore	Rutty
01.05	Saint Peter's	W, 61-44	Salnave	Hammond	McClary	Traore	Quinn
01.10	at Quinnipiac	L, 83-89 (2OT)	Salnave	Hammond	McClary	Traore	Quinn
01.12	Manhattan	W, 65-49	Salnave	Hammond	McClary	Traore	Quinn
01.14	at Siena	W, 63-60 (OT)	Salnave	Hammond	McClary	Traore	Quinn
01.17	Fairfield	W, 74-57	Salnave	Hammond	McClary	Traore	Quinn
01.20	Iona	W, 83-81	Salnave	Hammond	McClary	Traore	Quinn
01.24	at Canisius	L, 66-80	Salnave	Hammond	McClary	Traore	Quinn
01.26	at Niagara	L, 48-75	Salnave	Hammond	McClary	Traore	Quinn

### Record by Lineup

Salnave-Hammond-McClary-Traore-Quinn	5-4
Salnave-Hammond-McClary-Traore-Rutty	1-3
Rutherford-Hammond-Salnave-McClary-Traore	0-4
Rutherford-Hammond-Salnave-Pillari-Traore	0-4
Salnave-Pillari-McClary-Traore-Rutty	0-1

## Monmouth's 2018-19 Record When...

Plays at home.....	4-3	Plays in November.....	0-8
Plays on the road.....	2-10	Plays in December.....	1-4
Plays at neutral site.....	0-3	Plays in January.....	5-4
Games following win.....	3-3	Plays in February.....	0-0
Games following loss.....	3-12	Plays in March.....	0-0
Leads at half.....	5-5	Plays during the day.....	4-4
Trails at half.....	1-10	Plays at night.....	2-12
Tied at half.....	0-1	Plays on Sunday.....	1-1
Overtime games.....	2-1	Plays on Monday.....	2-1
Shoots 50% or higher.....	1-1	Plays on Tuesday.....	0-1
Shoots less than 50%.....	5-15	Plays on Wednesday.....	0-2
Opp. shoots 50% or less.....	6-12	Plays on Thursday.....	1-5
Shoots better than opp.....	5-3	Plays on Friday.....	0-2
Shoots worse than opp.....	1-13	Plays on Saturday.....	2-4
Outrebounds opponent.....	5-4	Margin is 5 pts or less.....	3-2
Is outrebounded.....	1-10	Margin is 10 pts or less.....	0-2
Has equal rebounds.....	0-2	Margin is between 11-20.....	3-7
More TOs.....	1-8	Margin is more than 20.....	0-5
Equal or less TOs than opp.....	5-8	Has a 20+ scorer.....	0-5
Equal or more bench pts.....	6-11	Scores 59 points or less.....	0-6
Less bench pts.....	0-5	Scores 60+ points.....	6-9
Makes 5+ 3-Pt. Shots.....	5-6	Scores 70+ points.....	3-4
No MU player fouls out.....	3-10	Scores 80+ points.....	1-2
1+ MU player fouls out.....	3-6	Scores 90+ points.....	0-0
Has 15+ assists.....	2-2	Scores 100+ points.....	0-0

## Monmouth Media Services

**In-Season Interview Policy:** Requests for Coach Rice and Monmouth players must be made at least 24 hours in advance. All interviews must be coordinated through the Monmouth Office of Athletics Communications.

**Practice:** Practices are open to accredited members of the media with prior arrangements through the Office of Communications. Shooting of video and still photos is limited to the first 20 minutes of each practice unless other arrangements are made through Athletics Communications. Monmouth players are unavailable on gamedays until the post-game press conference.

**Post-Game Press Conference:** Post-game press conferences begin approximately 10 minutes after the conclusion of each game. A member of the Monmouth Athletics Communications staff will escort Monmouth head coach King Rice and requested players to the media room in the OceanFirst Bank Center. The opposing coach and players (if requested) will also be brought to the media room after Coach Rice.

**Media Credentials:** Arrangements for media credentials for Monmouth home basketball games must be made through the Monmouth Athletics Communications office. Requests by accredited media members should be submitted through Gary Kowal. Credentials must be requested at least 48 hours prior to requested game.

**Social Media:** Monmouth Basketball is active on Twitter (@MonmouthBBall), Facebook (Monmouth Basketball), Instagram (@MonmouthMensBball), Snapchat (MUHawks), and YouTube (YouTube.com/MonmouthHawks). Use the hashtag #FlyHawks for social interaction.

**Contact:** Gary Kowal, Monmouth Athletics Communications  
**E-mail:** gkowal@monmouth.edu **Cell:** 732-861-0741

# THE HOME OF THE HAWKS

Prior to the 2016-17 season, the arena formerly known as The MAC was renamed the OceanFirst Bank Center thanks to a naming rights deal with OceanFirst Bank. MU Basketball enters its eighth season in the building after playing previously in Boylan Gymnasium. Monmouth University ushered in a new era in the school's history with the completion and opening of the long anticipated arena in the Fall of 2009. It not only serves the school's 23 Division I Athletics programs, but is also a key asset for the entire University community. The facility features classroom and seminar space and a conference center that can be used for meetings, or be partitioned and used for study hall, clinics or workshops. The gym, which features a state-of-the-art fitness center, is also the location of the Leon Hess Champions' Hall, Monmouth Athletics Hall of Fame and Varsity Club, which will be used for hospitality for Blue/White Club members. Student lounges and study areas with complete wireless Internet access are also available.

The OceanFirst Bank Center, which is connected to Boylan Gym and the Steadman Natatorium, is 153,200 square feet of space for students and the community to utilize in many different capacities. It's most prominent feature is the 4,000 seat arena, which is the nest for the Monmouth men's and women's basketball programs. The arena also features a six-lane, 200-meter indoor track, which can be used for training and competition all year long. A fitness center with state-of-the-art strength and cardiovascular equipment is also housed here.

The arena provides varsity athletes & coaches with meeting facilities, locker rooms, practice and competition facilities & expanded and upgraded amenities. The University Bookstore was also relocated from the Stafford Student Center, which will improve accessibility for commuting students, and the additional square footage will enable the stocking of a greater variety of merchandise.

In the summer of 2011, with funds raised through private donations, Monmouth's varsity athletics weight room was given a \$200,000 overhaul.

Renovations, which began in June and were funded entirely by the generous donations of Monmouth supporters, included a brand new Mondo floor, replaced HVAC system, new lights and a fresh paint job. The aesthetics of the room were improved with MU branded wall decorations.





## RAY SALNAVE

R-Sophomore • Guard • 6-3 • 205  
Elmont, NY • Benjamin N. Cardozo

	2018-19	Career
Games Played	22	52
Games Started	22	38
Double-Doubles	0	0
Double-Digit Scoring Games	14	26
20-Point Scoring Games	3	4

### Salnave's Career-Highs

Points	25 at Albany, 12/8/18
Rebounds	9 vs. Princeton, 11/24/18
Assists	7 at Hofstra, 12/5/18
Blocks	2 • two times • last vs. Manhattan, 1/12/19
Steals	5 at Manhattan, 2/10/18
Minutes	40 at Hofstra, 12/5/18
FGM	9 at Albany, 12/5/18
3FGM	3 • four times • last vs. Fairfield, 1/17/19
FTs	12 vs. Saint Peter's, 2/13/18

### 2018-19 Game-by-Game

	FG	3FG	FT	REB	PF	TP	A	TO	S	B	Min
vs. Lehigh	* 1-5	0-3	0-0	0-0-0	4	2	6	1	4	1	120:17
at Colgate	* 6-12	1-4	3-3	1-3-4	3	16	3	2	2	0	025:40
at Saint Joseph's	* 5-9	1-3	3-5	0-4-4	4	14	2	2	0	0	029:44
vs. West Virginia	* 1-2	0-0	0-0	1-2-3	5	2	0	4	0	0	010:00
vs. Valparaiso	* 2-7	1-3	2-2	1-1-2	0	7	0	2	1	0	019:00
vs. CS Fullerton	* 2-7	0-2	0-0	0-3-3	4	4	1	1	1	0	025:00
vs. Princeton	* 4-7	1-3	3-4	2-7-9	4	12	3	1	1	0	132:40
at Kentucky	* 5-17	0-2	4-5	2-2-4	3	14	2	3	1	0	038:00
at Bucknell	* 3-5	1-2	1-1	0-2-2	5	8	0	1	1	0	022:06
at Hofstra	* 8-15	3-8	3-5	0-5-5	2	22	7	4	3	0	040:00
at Albany	* 9-23	2-9	5-7	3-4-7	3	25	4	5	1	0	039:00
vs. Yale	* 5-14	0-2	5-6	3-4-7	4	15	1	3	2	0	029:49
at Penn	* 5-8	3-4	4-6	2-2-4	2	17	2	4	2	0	027:11
at Iona	* 1-7	1-4	2-4	0-4-4	1	5	2	1	1	0	016:00
vs. Saint Peter's	* 2-4	1-2	4-5	0-1-1	2	9	6	4	1	0	019:47
at Quinnipiac	* 8-20	0-4	5-8	0-7-7	5	21	4	3	1	0	138:39
vs. Manhattan	* 6-10	1-4	4-6	1-4-5	1	17	6	2	1	0	232:35
at Siena	* 3-14	0-3	8-8	1-2-3	2	14	3	3	1	0	035:00
vs. Fairfield	* 5-12	3-6	4-5	0-3-3	3	17	2	5	3	0	024:52
vs. Iona	* 7-13	1-4	4-7	0-2-2	3	19	3	2	0	0	025:05
at Canisius	* 5-11	1-3	3-3	0-2-2	4	14	1	1	0	0	022:07
at Niagara	* 1-5	1-2	0-0	0-3-3	1	3	0	4	2	0	015:00



## MELIK MARTIN

Sophomore • Forward • 6-6 • 200  
York, PA • York Catholic


	2018-19	Career
Games Played	21	52
Games Started	0	9
Double-Doubles	0	0
Double-Digit Scoring Games	1	4
20-Point Scoring Games	0	0

### Martin's Career-Highs

Points	17 vs. Niagara, 2/4/18
Rebounds	8 vs. Bucknell, 11/10/17
Assists	5 at Iona, 2/8/18
Blocks	2 • three times • last vs. Iona, 1/20/19
Steals	2 • three times • last vs. Yale, 12/20/18
Minutes	50 vs. Penn, 11/25/17
FGM	5 • two times • last vs. Niagara, 2/4/18
3FGM	3 vs. Niagara, 2/4/18
FTs	4 • two times • last vs. Cal State Fullerton, 11/18/18

### 2018-19 Game-by-Game

	FG	3FG	FT	REB	PF	TP	A	TO	S	B	Min
vs. Lehigh	2-4	0-0	0-1	1-2-3	4	4	1	0	0	1	119:04
at Colgate	0-0	0-0	0-0	1-0-1	2	0	0	1	0	0	8:54
at Saint Joseph's	3-4	1-1	0-0	0-1-1	3	7	0	0	0	1	121:02
vs. West Virginia	1-3	0-0	0-0	1-2-3	3	2	0	0	1	0	018:00
vs. Valparaiso	1-1	0-0	0-0	1-0-1	1	2	0	0	0	0	013:00
vs. CS Fullerton	3-4	0-1	4-4	2-1-3	3	10	0	1	0	0	016:00
vs. Princeton	0-3	0-1	0-1	1-0-1	1	0	0	2	0	0	9:31
at Kentucky	3-6	1-3	0-0	2-2-4	1	7	0	1	0	0	021:00
at Bucknell	0-1	0-0	0-0	0-0-0	0	0	4	0	0	0	010:28
at Hofstra	0-0	0-0	0-0	0-0-0	0	0	0	0	0	0	2:05
at Albany				DNP							
vs. Yale	3-3	1-1	2-2	0-0-0	3	9	0	0	2	1	115:57
at Penn	2-4	1-2	1-2	0-1-1	4	6	1	0	0	0	021:19
at Iona	0-4	0-1	2-3	0-1-1	1	2	1	0	0	0	013:00
vs. Saint Peter's	1-3	1-1	0-0	0-4-4	0	3	1	3	0	0	019:13
at Quinnipiac	0-1	0-1	0-0	0-2-2	5	0	2	1	1	0	020:36
vs. Manhattan	2-5	0-2	3-3	0-1-1	3	7	1	6	0	0	125:52
at Siena	0-0	0-0	0-0	0-1-1	1	0	0	0	0	0	19:00
vs. Fairfield	1-1	0-0	0-0	0-2-2	1	2	1	0	0	0	014:06
vs. Iona	2-5	0-0	3-5	2-3-5	4	7	4	2	1	0	222:01
at Canisius	2-4	0-1	0-0	0-2-2	2	4	0	3	1	0	017:29
at Niagara	3-5	1-1	0-0	1-2-3	4	7	1	2	1	0	017:00



## DEION HAMMOND

Sophomore • Guard • 6-4 • 200  
Mitchellville, MD • Riverdale Baptist


	2018-19	Career
Games Played	21	52
Games Started	21	44
Double-Doubles	0	0
Double-Digit Scoring Games	14	34
20-Point Scoring Games	3	4

### Hammond's Career-Highs

Points	27 at Quinnipiac, 1/10/19
Rebounds	7 at Siena, 2/18/18
Assists	3 at Fairfield, 2/24/18
Blocks	2 vs. Marist, 1/27/18
Steals	3 • two times • last vs. Cal State Fullerton, 11/18/18
Minutes	43 at Siena, 2/18/18
FGM	10 at Quinnipiac, 1/10/19
3FGM	5 • four times • last at Iona, 1/3/19
FTs	9 vs. Iona, 1/20/19

### 2018-19 Game-by-Game

	FG	3FG	FT	REB	PF	TP	A	TO	S	B	Min
vs. Lehigh	* 7-16	4-11	3-3	0-1-1	0	21	0	3	0		125:29
at Colgate	* 4-13	4-8	2-2	0-4-4	3	14	2	2	0		130:44
at Saint Joseph's	* 5-13	1-8	1-1	1-4-5	2	12	1	0	0		030:34
vs. West Virginia	* 3-8	2-5	2-4	0-0-0	3	10	1	1	0		024:00
vs. Valparaiso	* 2-8	1-5	3-5	0-2-2	3	8	1	2	0		029:00
vs. CS Fullerton	* 4-15	2-10	5-5	0-4-4	1	15	2	1	3		028:00
vs. Princeton	* 3-7	2-3	2-3	0-0-0	4	10	1	5	0		029:02
at Kentucky	* 0-5	0-4	0-0	1-0-1	2	0	1	1	0		018:00
at Bucknell	* 3-12	2-5	0-0	0-2-2	0	8	2	2	0		024:05
at Hofstra	* 5-11	4-8	0-0	0-2-2	4	14	2	2	1		018:51
at Albany	* 3-11	1-6	0-0	1-3-4	3	7	1	3	1		126:00
vs. Yale				DNP							
at Penn	* 1-4	0-3	0-0	1-1-2	2	2	1	1	2		017:57
at Iona	* 8-14	5-9	1-2	1-1-2	2	22	1	2	0		025:00
vs. Saint Peter's	* 3-7	2-3	0-0	0-1-1	1	9	0	1	1		024:55
at Quinnipiac	* 10-22	4-14	3-4	1-1-2	1	27	0	2	0		141:45
vs. Manhattan	* 3-6	0-1	3-4	0-2-2	4	9	0	1	0		124:09
at Siena	* 6-12	4-7	0-1	0-3-3	2	16	0	3	0		030:00
vs. Fairfield	* 6-16	4-10	0-0	0-0-0	3	16	0	2	1		024:34
vs. Iona	* 2-11	2-8	9-9	1-4-5	1	15	2	0	0		126:50
at Canisius	* 2-7	2-6	8-8	1-3-4	1	14	0	2	1		028:19
at Niagara	* 5-8	2-4	0-0	1-2-3	4	12	1	2	0		024:00



## MUSTAPHA TRAORE

RS-Junior • Forward • 6-8 • 210  
Philadelphia, PA • The Phelps School

	2018-19	Career
Games Played	22	80
Games Started	22	40
Double-Doubles	0	1
Double-Digit Scoring Games	5	7
20-Point Scoring Games	0	0


### Traore's Career-Highs

Points	14 vs. Valparaiso, 11/16/18
Rebounds	12 vs. Yale, 12/20/18
Assists	3 • three times • last at Iona, 1/3/19
Blocks	2 • three times • last at Niagara, 1/26/19
Steals	3 at Siena, 1/14/19
Minutes	37 at Siena, 1/14/19
FGM	7 vs. Valparaiso, 11/16/18
3FGM	n/a
FTs	4 vs. Princeton, 11/24/18

### 2018-19 Game-by-Game

	FG	3FG	FT	REB	PF	TP	A	TO	S	B	Min
vs. Lehigh	* 1-4	0-0	3-4	1-4-5	1	5	1	3	1		119:42
at Colgate	* 1-6	0-0	1-4	3-1-4	3	3	0	3	2		025:57
at Saint Joseph's	* 5-10	0-0	2-6	0-4-4	3	12	1	1	0		224:06
vs. West Virginia	* 3-4	0-0	0-0	1-0-1	2	6	0	0	1		014:00
vs. Valparaiso	* 7-7	0-0	0-0	2-1-3	3	14	1	2	1		021:00
vs. CS Fullerton	* 0-3	0-0	0-0	2-7-9	4	0	1	4	0		018:00
vs. Princeton	* 3-7	0-0	4-4	3-3-6	1	10	0	3	1		031:10
at Kentucky	* 2-4	0-0	0-0	1-0-1	5	4	0	1	0		0 9:00
at Bucknell	* 4-8	0-0	0-2	3-7-10	3	8	2	2	0		127:35
at Hofstra	* 3-5	0-0	3-3	2-3-5	0	9	2	2	1		032:04
at Albany	* 5-7	0-0	0-0	5-2-7	4	10	0	2	0		028:00
vs. Yale	* 3-7	0-0	0-1	4-8-12	2	6	0	1	1		029:57
at Penn	* 4-9	0-0	1-1	5-0-5	5	9	0	2	1		026:18
at Iona	* 0-1	0-0	1-2	0-2-2	1	1	3	0	0		014:00
vs. Saint Peter's	* 0-2	0-0	0-0	1-3-4	0	0	0	1	0		018:56
at Quinnipiac	* 1-1	0-0	0-0	1-1-2	1	2	0	1	1		017:37
vs. Manhattan	* 4-7	0-0	2-2	3-5-8	0	10	1	2	0		124:50
at Siena	* 3-4	0-0	0-0	2-7-9	3	6	2	2	3		037:00
vs. Fairfield	* 1-5	0-0	1-2	1-7-8	1	3	2	0	0		124:32
vs. Iona	* 2-5	0-0	3-4	3-0-3	2	7	1	1	1		017:59
at Canisius	* 2-3	0-0	0-0	0-2-2	3	4	1	2	1		025:16
at Niagara	* 4-7	0-0	1-3	1-3-4	0	9	1	2	0		221:00





## NICK RUTHERFORD

RS-Junior • Guard • 6-3 • 185  
Indianapolis, IN • Allen • Florida Atlantic

	2018-19	Career*
Games Played	22	22
Games Started	8	8
Double-Doubles	0	0
Double-Digit Scoring Games	1	1
20-Point Scoring Games	0	0

\*Career stats do not reflect time at FAU

5

### Rutherford's Career-Highs

Points	10 at Quinnipiac, 1/10/19
Rebounds	8 • three times • last vs. Fairfield, 1/17/19
Assists	7 vs. West Virginia, 11/15/18
Blocks	2 at Canisius, 1/24/19
Steals	5 • two times • last at Canisius, 1/24/19
Minutes	36 • six times • last at Quinnipiac, 1/10/19
FGM	5 at Quinnipiac, 1/10/19
3FGM	1 • five times • last vs. Fairfield, 1/17/19
FTs	4 • three times • last vs. Saint Peter's, 1/5/19

### 2018-19 Game-by-Game

	FG	3FG	FT	REB	PF	TP	A	TO	S	B	Min
vs. Lehigh	* 0-2	0-0	4-4	0-4-4	0	4	0	0	0	0	119:29
at Colgate	* 2-3	0-0	4-4	1-5-6	4	8	3	1	0	0	119:10
at Saint Joseph's	* 2-6	0-2	0-0	1-6-7	1	4	2	4	1	0	133:57
vs. West Virginia	* 3-8	1-2	2-4	0-4-4	2	9	7	6	5	0	036:00
vs. Valparaiso	* 2-8	0-1	0-0	0-3-3	1	4	1	1	1	0	029:00
vs. CS Fullerton	* 2-5	1-2	0-0	0-2-2	3	5	2	3	0	0	025:00
vs. Princeton	* 3-5	0-2	3-4	0-8-8	1	9	2	3	1	0	032:09
at Kentucky	* 0-4	0-1	0-0	1-5-6	1	0	0	4	2	0	126:00
at Bucknell	1-3	0-1	0-0	0-5-5	1	2	1	2	0	0	015:28
at Hofstra	0-4	0-1	0-0	0-2-2	1	0	2	1	1	0	017:10
at Albany	3-6	1-2	1-2	1-5-6	3	8	2	2	2	0	024:00
vs. Yale	1-4	0-1	1-2	0-5-5	2	3	4	1	0	0	020:51
at Penn	1-4	0-0	0-0	0-2-2	2	2	2	1	0	0	021:02
at Iona	2-6	1-2	1-3	0-5-5	2	6	1	2	1	0	125:00
vs. Saint Peter's	2-4	0-0	4-4	0-4-4	4	8	1	1	3	0	125:17
at Quinnipiac	5-7	0-0	0-1	0-6-6	4	10	1	4	2	0	135:36
vs. Manhattan	1-2	0-0	2-3	1-3-4	1	4	1	1	2	0	016:14
at Siena	2-4	0-1	2-2	1-7-8	1	6	2	2	4	0	033:00
vs. Fairfield	2-3	1-1	0-0	1-7-8	2	5	6	2	4	0	125:35
vs. Iona	2-4	0-1	0-0	0-6-6	3	4	3	2	3	0	023:32
at Canisius	3-8	0-3	3-4	0-2-2	2	9	2	1	5	0	232:55
at Niagara	0-6	0-2	0-2	2-1-3	0	0	3	0	2	0	131:00



## TREVON GROSS JR.

Graduate • Guard • 6-3 • 205  
Jackson, NJ • St. Benedict's • Virginia

	2018-19	Career*
Games Played	13	13
Games Started	0	0
Double-Doubles	0	0
Double-Digit Scoring Games	0	0
20-Point Scoring Games	0	0

\*Career stats do not reflect time at Virginia

10

### Gross Jr's Career-Highs

Points	3 • two times • last at Iona, 1/3/19
Rebounds	3 at Niagara, 1/26/19
Assists	1 at Niagara, 1/26/19
Blocks	n/a
Steals	2 vs. Lehigh, 11/6/18
Minutes	9 vs. Lehigh, 11/6/18
FGM	1 • three times • last at Iona, 1/3/19
3FGM	1 • two times • last at Iona, 1/3/19
FTs	n/a

### 2018-19 Game-by-Game

	FG	3FG	FT	REB	PF	TP	A	TO	S	B	Min
vs. Lehigh	0-1	0-0	0-0	0-1-1	1	0	0	1	2	0	8:58
at Colgate				DNP							
at Saint Joseph's	1-1	1-1	0-0	0-0-0	0	3	0	0	0	0	3:29
vs. West Virginia	0-0	0-0	0-0	0-0-0	0	0	0	0	0	0	1:00
vs. Valparaiso	1-3	0-2	0-0	0-0-0	1	2	0	0	0	0	4:00
vs. CS Fullerton	0-0	0-0	0-0	0-0-0	0	0	0	1	0	0	6:00
vs. Princeton	0-0	0-0	0-0	0-0-0	0	0	0	0	0	0	1:38
at Kentucky	0-0	0-0	0-0	0-0-0	0	0	0	0	0	0	1:00
at Bucknell				DNP							
at Hofstra				DNP							
at Albany				DNP							
vs. Yale				DNP							
at Penn				DNP							
at Iona	1-1	1-1	0-0	0-0-0	1	3	0	0	0	0	6:00
vs. Saint Peter's	0-0	0-0	0-2	1-0-1	1	0	0	0	0	0	1:35
at Quinnipiac	0-0	0-0	0-0	0-0-0	0	0	0	0	0	0	0:02
vs. Manhattan				DNP							
at Siena				DNP							
vs. Fairfield	0-1	0-0	0-0	0-0-0	0	0	0	0	0	0	1:52
vs. Iona				DNP							
at Canisius	0-0	0-0	0-0	0-0-0	0	0	0	0	0	0	1:04
at Niagara	0-2	0-0	0-0	1-2-3	0	0	1	0	0	0	6:00



## GEORGE PAPAS

Sophomore • Guard • 6-5 • 175  
Jersey City, NJ • Union Catholic


	2018-19	Career
Games Played	19	38
Games Started	0	1
Double-Doubles	0	0
Double-Digit Scoring Games	0	1
20-Point Scoring Games	0	0

### Papas' Career-Highs

Points	16 vs. Penn, 11/25/17
Rebounds	6 at UNC Asheville, 11/22/17
Assists	4 at Saint Joseph's, 11/12/18
Blocks	1 • three times • last vs. Yale, 12/20/18
Steals	2 • four times • last at Bucknell, 12/1/18
Minutes	40- vs. Penn, 11/25/17
FGM	5 vs. Penn, 11/25/17
3FGM	3 at UNC Asheville, 11/22/17
FTs	4 • two times • vs. Lehigh, 11/6/18

### 2018-19 Game-by-Game

	FG	3FG	FT	REB	PF	TP	A	TO	S	B	Min
vs. Lehigh	1-6	0-5	4-5	0-3-3	1	6	2	2	1	0	18:18
at Colgate	1-4	1-4	0-0	0-0-0	3	3	0	0	2	1	13:02
at Saint Joseph's	1-2	0-1	0-0	0-0-0	2	2	4	0	1	0	8:37
vs. West Virginia	1-5	1-3	3-5	0-2-2	0	6	1	0	2	0	25:00
vs. Valparaiso	2-6	1-3	0-0	0-0-0	0	5	3	0	2	1	5:00
vs. CS Fullerton	0-3	0-3	0-0	0-1-1	0	0	0	0	1	0	7:00
vs. Princeton	0-1	0-1	0-0	0-0-0	0	0	0	0	0	0	4:30
at Kentucky	1-4	0-3	0-0	0-0-0	2	2	0	0	1	0	12:00
at Bucknell	0-6	0-6	1-2	0-1-1	0	1	0	0	2	0	12:30
at Hofstra				DNP							
at Albany				DNP							
vs. Yale	3-8	0-4	1-1	0-3-3	0	7	0	1	1	1	15:35
at Penn	0-3	0-2	0-0	0-2-2	0	0	0	0	0	0	10:27
at Iona	3-5	2-4	0-1	0-0-0	3	8	0	0	1	0	13:00
vs. Saint Peter's	0-0	0-0	0-0	0-0-0	0	0	0	0	0	0	3:15
at Quinnipiac	0-1	0-1	0-0	0-1-1	1	0	0	0	0	0	8:20
vs. Manhattan	2-3	2-3	2-2	0-1-1	1	8	1	1	1	0	10:37
at Siena				DNP							
vs. Fairfield	0-1	0-1	0-0	0-1-1	0	0	0	0	0	0	1:52
vs. Iona	1-3	0-2	0-0	0-1-1	1	2	0	0	0	0	7:34
at Canisius	0-1	0-1	0-0	0-0-0	0	0	1	0	0	0	6:00
at Niagara	0-2	0-2	0-0	0-0-0	0	0	0	0	0	0	7:00



## MARCUS MCCLARY

Sophomore • Guard • 6-3 • 195  
Linden, NJ • The Patrick School

	2018-19	Career
Games Played	22	53
Games Started	18	21
Double-Doubles	0	0
Double-Digit Scoring Games	0	0
20-Point Scoring Games	0	0

### McClary's Career-Highs

Points	9 at Manhattan, 2/10/18
Rebounds	5 • two times • last at Quinnipiac, 1/10/19
Assists	3 at Colgate, 11/9/18
Blocks	1 at Colgate, 11/9/18
Steals	2 at Manhattan, 2/10/18
Minutes	30 at Colgate, 1/9/18
FGM	4 at Manhattan, 2/10/18
3FGM	2 vs. Iona, 1/20/19
FTs	4 vs. Fairfield, 1/17/19

### 2018-19 Game-by-Game

	FG	3FG	FT	REB	PF	TP	A	TO	S	B	Min
vs. Lehigh	* 2-5	0-0	0-0	1-2-3	5	4	0	2	1	0	18:19
at Colgate	* 3-5	0-0	2-3	3-2-5	1	8	3	4	1	1	29:46
at Saint Joseph's	1-1	0-0	0-0	0-0-0	1	2	1	0	0	0	3:27
vs. West Virginia	0-3	0-0	0-0	2-0-2	3	0	1	0	0	0	7:00
vs. Valparaiso	0-0	0-0	0-0	0-2-2	2	0	0	0	1	0	13:00
vs. CS Fullerton	* 0-1	0-0	1-2	0-1-1	3	1	0	1	1	0	9:00
vs. Princeton	0-0	0-0	0-0	1-0-1	0	0	0	0	0	0	4:41
at Kentucky	* 2-4	0-0	0-2	2-1-3	2	4	0	1	1	0	12:00
at Bucknell	* 1-3	0-0	0-1	1-0-1	2	2	1	2	0	0	18:17
at Hofstra	* 1-1	0-0	0-0	1-0-1	3	2	2	1	0	0	21:20
at Albany	* 0-1	0-0	0-0	1-2-3	2	0	1	2	1	0	20:00
vs. Yale	* 2-2	0-0	3-4	0-0-0	1	7	0	2	0	0	17:09
at Penn	* 0-2	0-0	2-2	0-3-3	2	2	2	3	0	0	21:00
at Iona	* 0-0	0-0	0-0	1-0-1	4	0	0	2	0	0	6:00
vs. Saint Peter's	* 0-0	0-0	0-0	0-1-1	1	0	0	3	0	0	10:58
at Quinnipiac	* 2-6	0-1	1-2	4-1-5	1	5	2	0	1	0	26:12
vs. Manhattan	* 0-2	0-1	0-0	0-3-3	2	0	0	0	0	0	22:38
at Siena	* 0-1	0-0	0-0	1-0-1	0	0	0	0	0	0	12:00
vs. Fairfield	* 0-2	0-0	4-4	1-2-3	1	4	2	2	0	0	20:15
vs. Iona	* 3-5	2-2	0-0	1-2-3	1	8	1	0	0	0	16:34
at Canisius	* 1-1	0-0	0-0	0-0-0	4	2	0	3	1	0	5:17
at Niagara	* 2-3	0-0	0-0	1-1-2	2	4	2	0	0	0	17:00



## DAVE CALLOWAY JR.

Freshman • Guard • 6-0 • 170

Neptune, NJ • St. Rose

	2018-19	Career
Games Played	8	8
Games Started	0	0
Double-Doubles	0	0
Double-Digit Scoring Games	0	0
20-Point Scoring Games	0	0

# 14

### Calloway's Career-Highs

Points	3 • three times • last at Iona, 1/3/19
Rebounds	1 vs. Fairfield, 1/17/19
Assists	n/a
Blocks	n/a
Steals	n/a
Minutes	2 • five times • last vs. Fairfield, 1/17/19
FGM	1 • two times • last at Kentucky, 11/28/18
3FGM	1 • two times • last at Kentucky, 11/28/18
FTs	1 at Iona, 1/3/19

### 2018-19 Game-by-Game

	FG	3FG	FT	REB	PF	TP	A	TO	S	B	Min
vs. Lehigh				DNP							
at Colgate				DNP							
at Saint Joseph's				DNP							
vs. West Virginia	1-2	1-2	0-0	0-0-0	1	3	0	0	0	0	2:00
vs. Valparaiso	0-0	0-0	0-0	0-0-0	0	0	0	0	0	0	2:00
vs. CS Fullerton				DNP							
vs. Princeton				DNP							
at Kentucky	1-1	1-1	0-0	0-0-0	0	0	0	0	0	0	2:00
at Bucknell				DNP							
at Hofstra				DNP							
at Albany				DNP							
vs. Yale				DNP							
at Penn				DNP							
at Iona	0-0	0-0	1-2	0-0-0	1	1	0	0	0	0	1:00
vs. Saint Peter's	0-1	0-1	0-0	0-0-0	0	0	0	0	0	0	1:44
at Quinnipiac				DNP							
vs. Manhattan	0-0	0-0	0-0	0-0-0	0	0	0	0	0	0	2:00
at Siena				DNP							
vs. Fairfield	0-1	0-1	0-0	0-1-1	0	0	0	0	0	0	1:52
vs. Iona				DNP							
at Canisius				DNP							
at Niagara	0-0	0-0	0-0	0-0-0	1	0	0	0	0	0	2:00



## MIKE JAMES JR.

Freshman • Guard • 6-0 • 170

West Hempstead, NY • Malverne

	2018-19	Career
Games Played	6	6
Games Started	0	0
Double-Doubles	0	0
Double-Digit Scoring Games	0	0
20-Point Scoring Games	0	0

# 15

### James' Career-Highs

Points	2 vs. Manhattan, 1/12/19
Rebounds	1 vs. Fairfield, 1/17/19
Assists	1 at Iona, 1/3/19
Blocks	n/a
Steals	n/a
Minutes	2 vs. Valparaiso, 11/16/18
FGM	1 vs. Manhattan, 1/12/19
3FGM	n/a
FTs	n/a

### 2018-19 Game-by-Game

	FG	3FG	FT	REB	PF	TP	A	TO	S	B	Min
vs. Lehigh				DNP							
at Colgate				DNP							
at Saint Joseph's				DNP							
vs. West Virginia				DNP							
vs. Valparaiso	0-1	0-0	0-0	0-0-0	0	0	0	0	0	0	2:00
vs. CS Fullerton				DNP							
vs. Princeton				DNP							
at Kentucky				DNP							
at Bucknell				DNP							
at Hofstra				DNP							
at Albany				DNP							
vs. Yale				DNP							
at Penn				DNP							
at Iona	0-0	0-0	0-0	0-0-0	0	0	1	0	0	0	1:00
vs. Saint Peter's	0-0	0-0	0-0	0-0-0	0	0	0	0	0	0	1:35
at Quinnipiac				DNP							
vs. Manhattan	1-1	0-0	0-0	0-0-0	0	2	0	0	0	0	0:48
at Siena				DNP							
vs. Fairfield	0-0	0-0	0-0	0-1-1	0	0	0	0	0	0	1:22
vs. Iona				DNP							
at Canisius				DNP							
at Niagara	0-2	0-1	0-0	0-0-0	0	0	0	0	0	0	2:00



## NIKKEI RUTTY

Freshman • Forward • 6-8 • 225  
New Rochelle, NY • Trinity-Pawling

	2018-19	Career
Games Played	20	20
Games Started	5	5
Double-Doubles	0	0
Double-Digit Scoring Games	0	0
20-Point Scoring Games	0	0

### Rutty's Career-Highs

Points	6 vs. Cal State Fullerton, 11/18/18
Rebounds	5 vs. Yale, 12/20/18
Assists	1 • three times • last vs. Yale, 12/20/18
Blocks	2 • two times • last vs. Fairfield, 1/17/19
Steals	1 • three times • last at Penn, 12/31/18
Minutes	25 at Albany, 12/8/18
FGM	2 vs. Lehigh, 11/6/18
3FGM	n/a
FTs	6 vs. Cal State Fullerton, 11/18/18

### 2018-19 Game-by-Game

	FG	3FG	FT	REB	PF	TP	A	TO	S	B	Min
vs. Lehigh	2-3	0-0	0-1	0-3-3	2	4	1	1	0	0	17:16
at Colgate	0-1	0-0	0-0	1-1-2	1	0	0	0	0	0	7:27
at Saint Joseph's	0-0	0-0	0-0	0-0-0	0	0	0	0	1	0	3:12
vs. West Virginia	1-1	0-0	2-2	2-2-4	2	4	0	1	0	0	11:00
vs. Valparaiso	0-1	0-0	2-2	2-1-3	0	2	0	1	0	0	15:00
vs. CS Fullerton	0-1	0-0	6-8	0-1-1	0	6	0	0	0	0	9:00
vs. Princeton				DNP							
at Kentucky				DNP							
at Bucknell	0-0	0-0	2-6	1-0-1	1	2	0	1	0	0	11:44
at Hofstra	* 1-3	0-0	0-0	2-2-4	3	2	0	2	1	0	21:30
at Albany	* 1-4	0-0	0-4	1-1-2	4	2	1	1	0	0	25:00
vs. Yale	* 1-4	0-0	3-6	3-2-5	3	5	1	1	0	0	19:37
at Penn	* 1-2	0-0	0-0	1-1-2	3	2	0	0	1	0	16:55
at Iona	* 1-2	0-0	0-2	1-1-2	2	2	0	0	0	0	217:00
vs. Saint Peter's	1-1	0-0	0-0	0-3-3	3	2	0	3	0	0	8:16
at Quinnipiac	1-1	0-0	0-0	0-0-0	1	2	0	0	0	0	6:08
vs. Manhattan	0-0	0-0	0-2	0-2-2	2	0	0	1	0	0	11:01
at Siena	0-0	0-0	0-0	0-0-0	0	0	0	0	0	0	3:00
vs. Fairfield	1-1	0-0	3-5	0-2-2	1	5	0	1	0	0	213:37
vs. Iona	1-2	0-0	0-2	1-0-1	0	2	0	1	0	0	4:39
at Canisius	0-0	0-0	0-0	0-1-1	2	0	0	0	0	0	9:04
at Niagara	0-1	0-0	1-2	2-0-2	1	1	0	0	0	0	4:00



## LOUIE PILLARI

RS-Junior • Guard • 6-6 • 200  
Tinton Falls, NJ • Christian Brothers Academy

	2018-19	Career
Games Played	18	79
Games Started	5	13
Double-Doubles	0	0
Double-Digit Scoring Games	4	16
20-Point Scoring Games	0	2

### Pillari's Career-Highs

Points	23 at Yale, 12/22/17
Rebounds	6 • two times • last at Bucknell, 12/1/18
Assists	3 • four times • last vs. Cal State Fullerton, 11/18/18
Blocks	1 • 12 times • last at Bucknell, 12/1/18
Steals	2 • two times • last vs. Saint Peter's, 2/13/18
Minutes	38 vs. Princeton, 11/24/18
FGM	9 at Yale, 12/22/17
3FGM	5 at Yale, 12/22/17
FTs	6 vs. Niagara, 3/3/17

### 2018-19 Game-by-Game

	FG	3FG	FT	REB	PF	TP	A	TO	S	B	Min
vs. Lehigh	2-6	0-2	1-2	0-1-1	1	5	0	2	0	0	015:06
at Colgate	3-8	0-2	4-4	0-1-1	2	10	1	2	0	0	117:20
at Saint Joseph's	* 2-4	0-2	1-2	0-2-2	1	5	1	1	1	0	023:07
vs. West Virginia	* 3-9	2-6	0-1	1-4-5	3	8	3	4	1	0	131:00
vs. Valparaiso	* 2-5	1-4	0-0	0-3-3	2	5	0	1	0	0	019:00
vs. CS Fullerton	0-3	0-3	3-4	1-2-3	1	3	3	2	0	0	111:00
vs. Princeton	* 3-9	2-7	5-5	0-4-4	2	13	0	1	1	0	037:58
at Kentucky	1-5	0-2	0-0	0-0-0	0	2	0	0	0	0	011:00
at Bucknell	0-3	0-1	0-0	1-5-6	2	0	2	3	0	0	114:40
at Hofstra	4-7	1-2	0-0	0-1-1	2	9	2	1	0	0	020:34
at Albany	2-4	1-3	2-2	0-0-0	2	7	1	0	1	0	013:00
vs. Yale	* 1-10	0-3	0-0	0-2-2	1	2	2	0	1	0	022:07
at Penn	6-11	1-2	0-0	0-3-3	1	13	2	1	0	0	022:19
at Iona	* 1-2	0-0	3-3	0-0-0	0	5	1	0	0	0	012:00
vs. Saint Peter's	0-2	0-2	2-3	1-1-2	0	2	0	2	0	0	013:42
at Quinnipiac				DNP							
vs. Manhattan				DNP							
at Siena				DNP							
vs. Fairfield				DNP							
vs. Iona	0-1	0-1	0-0	0-0-0	0	0	0	0	0	0	0:26
at Canisius	3-7	1-4	3-3	1-0-1	1	10	0	1	0	0	9:45
at Niagara	0-2	0-0	2-2	0-0-0	0	2	1	0	0	0	011:00





## SAMUEL CHAPUT

Freshman • Guard • 6-0 • 175  
Longueuil, Quebec • St. Anthony's (TX)


	2018-19	Career
Games Played	19	19
Games Started	0	0
Double-Doubles	0	0
Double-Digit Scoring Games	1	1
20-Point Scoring Games	0	0

### Chaput's Career-Highs

Points	10 vs. Saint Peter's, 1/5/19
Rebounds	4 at Penn, 12/31/18
Assists	3 • two times • last vs. Iona, 1/20/19
Blocks	n/a
Steals	2 • two times • last vs. Fairfield, 1/17/19
Minutes	25 at Siena, 1/14/19
FGM	4 at Iona, 1/3/19
3FGM	1 • three times • last vs. Fairfield, 1/17/19
FTs	4 • two times • last at Colgate, 11/9/18

### 2018-19 Game-by-Game

	FG	3FG	FT	REB	PF	TP	A	TO	S	B	Min
vs. Lehigh	1-2	0-0	4-4	0-1-1	3	6	0	0	0	0	12:23
at Colgate	0-1	0-0	4-4	0-0-0	0	4	1	0	1	0	13:38
at Saint Joseph's	0-0	0-0	0-0	0-0-0	0	0	0	0	0	0	6:03
vs. West Virginia	0-1	0-0	0-0	0-0-0	1	0	0	1	0	0	6:00
vs. Valparaiso	0-2	0-0	0-0	0-1-1	0	0	0	1	0	0	9:00
vs. CS Fullerton	1-2	0-0	0-0	0-0-0	0	2	0	1	1	0	19:00
vs. Princeton	0-1	0-0	0-0	0-0-0	0	0	1	0	0	0	7:51
at Kentucky	0-3	0-0	0-1	0-0-0	1	0	1	2	1	0	14:00
at Bucknell	0-0	0-0	0-0	0-1-1	0	0	0	0	0	0	2:26
at Hofstra				DNP							
at Albany				DNP							
vs. Yale				DNP							
at Penn	1-1	0-0	2-3	0-4-4	1	4	0	2	0	0	9:07
at Iona	4-5	0-1	1-3	0-0-0	2	9	2	2	1	0	23:00
vs. Saint Peter's	3-4	1-1	3-4	0-2-2	1	10	1	1	0	0	19:19
at Quinnipiac	2-8	0-4	0-0	0-0-0	3	4	2	0	2	0	21:43
vs. Manhattan	0-2	0-0	0-0	0-1-1	0	0	1	0	0	0	7:25
at Siena	2-7	1-3	2-2	1-1-2	1	7	3	1	1	0	5:00
vs. Fairfield	2-2	1-1	2-2	0-0-0	1	7	0	2	2	0	19:08
vs. Iona	0-3	0-0	2-2	1-1-2	1	2	3	1	0	0	20:58
at Canisius	1-4	0-0	0-1	0-3-3	2	2	2	0	0	0	15:25
at Niagara	1-2	0-0	0-0	0-0-0	3	2	1	0	0	0	9:00



## DIAGO QUINN

Senior • Forward • 6-9 • 255  
New York, NY • Lake Forest Academy

	2018-19	Career
Games Played	22	123
Games Started	9	38
Double-Doubles	1	2
Double-Digit Scoring Games	7	15
20-Point Scoring Games	1	1

### Quinn's Career-Highs

Points	20 at Iona, 1/3/19
Rebounds	16 vs. Niagara, 2/28/16
Assists	2 vs. Fairfield, 1/17/19
Blocks	3 vs. Army, 12/10/16
Steals	2 • two times • last vs. Fairfield (MAAC SF), 3/7/16
Minutes	36 at Siena, 1/14/19
FGM	7 • two times • last at Iona, 1/3/19
3FGM	n/a
FTs	9 vs. Saint Peter's, 1/5/19

### 2018-19 Game-by-Game

	FG	3FG	FT	REB	PF	TP	A	TO	S	B	Min
vs. Lehigh	0-2	0-0	0-0	0-0-0	1	0	0	1	0	0	5:39
at Colgate	1-2	0-0	2-2	1-0-1	1	4	0	3	0	0	4:50
at Saint Joseph's	1-4	0-0	0-0	0-2-2	1	2	0	1	0	1	9:11
vs. West Virginia	1-2	0-0	0-0	1-2-3	3	2	0	1	0	0	7:00
vs. Valparaiso	2-4	0-0	0-0	1-6-7	2	4	0	1	1	0	9:00
vs. CS Fullerton	2-6	0-0	2-2	1-1-2	3	6	0	2	0	0	13:00
vs. Princeton	0-2	0-0	3-4	1-2-3	4	3	0	0	0	0	8:50
at Kentucky	1-3	0-0	6-8	3-2-5	2	8	0	2	0	0	12:00
at Bucknell	* 2-6	0-0	2-2	0-5-5	3	6	0	4	0	0	22:10
at Hofstra	5-8	0-0	3-4	3-3-6	1	13	0	1	0	0	22:06
at Albany	1-4	0-0	2-4	4-1-5	3	4	0	0	1	0	25:00
vs. Yale	2-4	0-0	0-0	1-1-2	2	4	0	3	0	0	21:26
at Penn	6-14	0-0	7-9	7-7-14	3	19	0	1	0	0	23:45
at Iona	7-9	0-0	6-7	4-3-7	1	20	0	1	0	0	22:00
vs. Saint Peter's	* 5-8	0-0	9-12	3-5-8	2	19	0	1	1	0	29:44
at Quinnipiac	* 4-9	0-0	2-4	4-2-6	4	10	0	1	1	0	25:29
vs. Manhattan	* 4-5	0-0	0-1	0-3-3	5	8	0	1	1	0	20:00
at Siena	* 6-11	0-0	2-4	4-5-9	4	14	0	0	0	0	13:00
vs. Fairfield	* 5-8	0-0	5-5	4-4-8	4	15	2	2	0	0	24:31
vs. Iona	* 2-4	0-0	1-3	2-3-5	5	5	0	2	0	0	11:16
at Canisius	* 1-8	0-0	3-6	5-3-8	1	5	1	0	1	0	21:52
at Niagara	* 3-9	0-0	2-4	2-5-7	2	8	0	2	0	0	28:00



## SAM IBIEZUGBE

Junior • Center • 6-11 • 245  
Simsbury, CT • The Masters School

	2018-19	Career
Games Played	18	68
Games Started	0	0
Double-Doubles	0	0
Double-Digit Scoring Games	2	2
20-Point Scoring Games	0	0

### Ibiezugbe's Career-Highs

Points	12 vs. Iona, 1/20/19
Rebounds	6 • three times • last at Quinnipiac, 1/10/19
Assists	1 • three times • last vs. Cal State Fullerton, 11/18/18
Blocks	3 vs. Fairfield, 1/22/17
Steals	3 vs. Cal State Fullerton, 11/18/18
Minutes	19 vs. South Carolina State, 11/26/16
FGM	4 • four times • last vs. Iona, 1/20/19
3FGM	n/a
FTs	4 vs. Iona, 1/20/19

### 2018-19 Game-by-Game

	FG	3FG	FT	REB	PF	TP	A	TO	S	B	Min
vs. Lehigh				DNP							
at Colgate	1-2	0-0	2-2	0-1-1	1	4	0	0	0	0	3:32
at Saint Joseph's	0-0	0-0	0-0	0-2-2	0	0	1	0	0	0	3:31
vs. West Virginia	0-3	0-0	1-2	1-1-2	1	1	0	0	0	0	7:00
vs. Valparaiso				DNP							
vs. CS Fullerton	4-7	0-0	3-4	0-1-1	5	11	1	2	3		014:00
vs. Princeton				DNP							
at Kentucky	0-2	0-0	0-0	1-0-1	2	0	0	1	0		012:00
at Bucknell	3-5	0-0	0-1	2-0-2	1	6	0	0	1		015:31
at Hofstra	1-1	0-0	0-0	1-1-2	1	2	0	0	0	0	6:20
at Albany				DNP							
vs. Yale	0-0	0-0	0-0	0-1-1	0	0	0	0	0	0	7:32
at Penn	0-0	0-0	0-0	0-0-0	0	0	0	0	0	0	0:40
at Iona	0-3	0-0	0-0	0-2-2	3	0	0	0	0	0	6:00
vs. Saint Peter's	0-2	0-0	0-0	1-1-2	1	0	0	0	0	0	1:44
at Quinnipiac	1-1	0-0	0-0	2-4-6	1	2	0	0	0	0	7:53
vs. Manhattan	0-0	0-0	0-0	0-1-1	0	0	0	0	0	0	1:51
at Siena	0-2	0-0	0-0	0-0-0	0	0	0	0	1	0	5:00
vs. Fairfield	0-0	0-0	0-0	0-0-0	0	0	0	0	0	0	1:52
vs. Iona	4-4	0-0	4-7	3-1-4	3	12	0	0	0		017:06
at Canisius	1-2	0-0	0-0	1-2-3	0	2	0	0	0	1	5:27
at Niagara	0-1	0-0	0-0	0-0-0	0	0	0	0	0	0	6:00

# ASSISTANT COACHES



## RICK CALLAHAN

Assistant Coach  
8th Season  
Salem College, 1980  
-Joined Monmouth staff with Rice for 2011-12 season  
-Over 30 years in collegiate coaching  
-19 postseason appearances



## JAMAL MEEKS

Assistant Coach  
4th Season  
Indiana, 1992  
-Played guard for four years at Indiana under Bobby Knight  
-Moved to assistant coach prior to 17-18



## JR REID

Assistant Coach  
1st Season  
North Carolina, 1993  
-All-American while King Rice's team-mate at UNC  
-5th overall pick in 1989 NBA Draft



## JOSH JAMES

Director of Operations  
1st Season  
Monmouth, 2017  
-Named Director of Operations this offseason  
-Part of winningest class in MU history, 2x team captain



## DAN MURPHY

Special Assistant to the Head Coach  
1st Season  
UConn, 2006  
-Named Special Assistant this offseason  
-Spent time at St. Anthony's HS under Bob Hurley

# 2018-19 BOX SCORES

## GAME 1: MONMOUTH VS LEHIGH

## GAME 2: MONMOUTH AT COLGATE



Official Basketball Box Score - Final  
Lehigh at Monmouth  
11/09/18 Colonnade Bank Center, West Long Branch, NJ  
2018-19 Men's Basketball

Game Time: 03:35 PM  
Game Duration: 2:30  
Attendance: 228

Record: 1-0												
NO.	Name	Min	FG	3P	FT	Rebounds	Fouls	TP	AS	TO	ST	Blocks
31	ANDRES Pat	25:39	8-15	6-10	7-10	2	5	3	1	1	0	1
13	KARKK James	23:29	1-2	0-0	2-3	1	5	6	3	2	4	0
2	LEUPROY Kyle	27:23	4-8	3-5	0-0	9	9	1	2	11	4	1
5	TEADAJLano	30:58	2-4	0-0	0-0	4	3	2	4	4	1	0
11	COHEN Jordan	27:53	5-9	2-5	3-5	2	3	5	4	15	4	1
20	WILSON Marques	08:54	0-0	0-0	0-0	0	0	0	0	0	0	0
0	BENNETT Caleb	15:21	1-2	0-1	1-1	0	0	1	3	3	2	0
1	WILSON Jameel	15:59	0-1	0-0	3-4	1	4	5	1	2	3	0
4	FOLEY Joe	05:57	1-2	0-0	0-0	2	2	1	1	2	0	0
10	LYNCH No	09:59	5-7	0-0	0-2	2	1	3	4	2	10	2
10	FARRELL Zevak	01:48	0-0	0-0	0-0	0	0	0	0	0	0	0
21	ACCOVINO Shane	01:48	0-0	0-0	0-0	0	0	0	0	0	0	0
55	ROELKE David	01:48	1-1	0-0	0-0	0	0	0	0	0	0	0
Team												
Totals			29-59 11-27 10-28 11-38 47 23 23 65 15 16 7 3 5 24									

Shooting By Period			
1 <sup>st</sup>	FG%	14-30	(46.7%)
	3PT%	6-17	(35.3%)
	FT%	2-4	(50%)
2 <sup>nd</sup>	FG%	15-29	(51.7%)
	3PT%	5-10	(50%)
	FT%	14-21	(66.7%)
GM	FG%	29-59	(49.2%)
	3PT%	11-27	(40.7%)
	FT%	16-25	(64%)
Dead Ball Rebounds: 5			

Record: 1-1												
NO.	Name	Min	FG	3P	FT	Rebounds	Fouls	TP	AS	TO	ST	Blocks
4	TRACORE Mustapha	19:42	1-4	0-0	3-4	1	4	5	1	3	1	0
0	SALVAIVE Ray	02:17	1-5	0-0	0-0	0	0	4	3	2	6	1
3	HAMMOND Deion	25:25	7-16	4-11	9-9	1	1	0	1	21	0	0
6	RUTHERFORD Nick	02:29	0-2	0-0	4-4	0	4	0	0	0	1	1
13	MCCARTY Marcus	18:19	2-5	0-0	0-0	1	2	3	5	1	4	0
24	PILLAI Louie	19:59	2-6	0-2	1-2	0	1	1	1	1	0	0
11	PAPAS George	18:18	1-6	0-5	4-6	0	3	3	1	3	6	2
32	QUINN Diego	05:39	0-2	0-0	0-0	0	0	1	1	0	0	0
2	MARTIN Melik	19:04	2-4	0-0	0-1	1	2	3	4	2	4	1
10	GROSS JR. Trevor	08:58	0-1	0-0	0-0	1	1	1	0	0	0	0
12	RUTTY Nikkel	17:16	2-3	0-0	0-1	0	3	2	2	4	1	0
25	CHAPUT Samuel	12:23	1-2	0-0	1-4	0	1	1	3	6	0	0
Team												
Totals			19-56 4-21 19-24 5 23 28 23 23 61 11 16 9 5 3 24									

Shooting By Period		
1 <sup>st</sup>	FG%	10-27 (37.0%)
	3PT%	2-11 (18.2%)
	FT%	8-9 (88.9%)
2 <sup>nd</sup>	FG%	9-29 (31.0%)
	3PT%	2-10 (20.0%)
	FT%	11-15 (73.3%)
GM	FG%	19-56 (33.9%)
	3PT%	4-21 (19.0%)
	FT%	19-24 (79.2%)
Dead Ball Rebounds: 1, 0		

		LB	MON	Points from		LEH	MON	Period by Period Scoring			
Biggest Lead		30 (2nd 3:40)	4 (1st 19:12)	Turnovers		20	13				
Best Scoring Run		13 (1st 13:35)	8 (2nd 0:08)	Paint		18	22				
Lead Changes		1		Second Chance		14	2				
Times Tied		0		Free Throws		8	14				
Time with Lead		36:47	02:55	Bench		20	25				
								1st	2nd	TOT	
								LEH	36	49	85
								MON	30	31	61



Official Basketball Box Score - Final  
Monmouth at Colgate  
11/09/18 Colonnade Bank Center, West Long Branch, NJ  
2018-19 Men's Basketball

Game Time: 7:05 PM  
Game Duration: 2:30  
Attendance: 359

Monmouth - 74

Record: 0-2

Record: 0-2												
NO.	Name	Min	FG	3P	FT	Rebounds	Fouls	TP	AS	TO	ST	Blocks
4	Mustapha Tracore	25:57	1-6	0-0	1-4	3	1	4	3	3	0	0
0	Ray Salvaive	25:40	6-12	1-4	3-3	1	3	4	3	18	3	0
3	Deion Hammond	30:44	4-13	4-5	2-2	0	4	4	3	14	2	0
5	Nick Rutherford	19:10	2-3	0-0	4-4	1	5	6	4	8	3	0
13	Marcus McClary	29:46	3-5	0-0	2-3	3	2	5	1	4	8	0
2	Melik Martin	08:54	0-0	0-0	0-0	1	0	1	2	1	0	0
21	Nikkel Ruffy	07:27	0-1	0-0	0-0	1	1	2	1	1	0	0
32	Diego Quinn	04:50	1-2	0-0	2-2	1	0	1	1	4	0	0
25	Samuel Chaput	13:38	0-1	0-0	4-4	0	0	0	2	4	1	0
44	Sam Biezugbe	03:32	1-2	0-0	2-2	0	1	1	1	1	4	0
11	George Papas	13:02	1-4	1-4	0-0	0	0	0	3	3	0	0
24	Louie Pillari	17:20	3-8	0-2	4-4	0	1	2	4	10	1	0
Team												
Totals			22-57 6-18 24-28 12 20 32 24 24 74 13 18 8 4 1 13									

Shooting By Period			
1 <sup>st</sup>	FG%	12-29	41.4%
	3PT%	4-9	44.4%
	FT%	7-9	77.8%
2 <sup>nd</sup>	FG%	10-28	35.7%
	3PT%	2-9	22.2%
	FT%	17-19	89.5%
GM	FG%	22-57	38.6%
	3PT%	6-18	33.3%
	FT%	24-28	85.7%
Dead Ball Rebounds: 1, 0			

Colgate - 87

Record: 1-1

Record: 1-1												
NO.	Name	Min	FG	3P	FT	Rebounds	Fouls	TP	AS	TO	ST	Blocks
10	Will Rayman	30:50	5-9	3-3	2-2	2	4	4	4	15	3	0
25	Rapoulos Narsauskas	35:36	8-12	2-6	4-4	5	5	10	4	22	6	1
12	Diana Batt	14:42	2-4	0-0	5-5	0	0	0	4	9	1	0
1	Jordan Burns	36:55	8-19	5-10	9-12	0	5	5	3	7	3	0
30	Francisco Amiel	25:11	1-4	1-4	0-0	0	3	3	2	0	3	1
2	Zach Light	03:45	0-0	0-0	0-0	0	2	2	0	0	0	0
15	Tucker Richardson	26:06	2-6	2-5	0-1	1	5	6	1	6	1	0
5	Malcolm Rapagador	12:42	0-1	0-0	2-4	2	2	4	3	2	0	0
13	Jack Ferguson	14:13	0-1	0-1	0-0	0	1	1	3	1	0	0
Team												
Totals			26-56 13-29 22-28 13 26 39 24 24 87 17 19 2 1 4 13									

Shooting By Period			
1 <sup>st</sup>	FG%	11-29	37.9%
	3PT%	6-14	42.9%
	FT%	6-8	75%
2 <sup>nd</sup>	FG%	15-27	55.6%
	3PT%	7-15	46.7%
	FT%	16-20	80%
GM	FG%	26-56	46.4%
	3PT%	13-29	44.8%
	FT%	22-28	78.6%

Dead Ball Rebounds: 3, 0

	MON	COL	Points from	MON	COL	Period by Period Scoring			
Biggest lead	6 (1 <sup>st</sup> 16:50)	17 (2 <sup>nd</sup> 8:00)	Turnovers	14	18		1st	2nd	TOT
Best Scoring Run	9 (1 <sup>st</sup> 16:50)	13 (2 <sup>nd</sup> 9:38)	Paint	28	26				
Lead Changes	6		Second Chance	12	14	MON	35	39	74
Times Tied	8		Fast Breaks	18	18				
Time with Lead	11:11	19:47	Bench	25	8	COL	34	53	87



## GAME 3: MONMOUTH AT SAINT JOSEPH'S

## GAME 4: MONMOUTH VS. WEST VIRGINIA

Official Basketball Box Score - Final  
Monmouth at Saint Joseph's  
11/12/18 Hagan Arena, Philadelphia, Pa.  
2018-19 Men's Basketball

Game Time: 7:00 PM  
Game Duration: 1:49  
Attendance: 2,494

Officials: Brian O'Connell, Wally Rutledge, Earl Walton

Monmouth - 63

Record: 6-3

NO.	Name	Min	FG M-A	3P M-A	FT M-A	Rebounds OR DR TOT	Fouls FOU P	TP	AS	TO	ST	Blocks B	+/				
4	Mustapha Traore	F 24:06	5-10	0-0	2-6	0	4	4	3	5	12	1	1	0	2	0	-7
0	Ray Salnaive	G 29:44	5-9	1-3	3-5	0	4	4	4	4	14	2	2	0	0	0	-7
3	Deion Hammond	G 30:34	5-13	1-8	1-1	1	4	4	5	2	3	12	1	0	0	0	-14
5	Nick Rutherford	G 33:57	2-6	0-2	0-0	1	6	7	1	1	4	2	4	1	1	0	-17
24	Louie Pillari	G 23:07	2-4	0-2	1-2	0	2	2	1	1	5	1	1	1	0	0	-15
44	Sam Biezugbe	03:31	0-0	0-0	0-0	2	2	0	0	0	0	0	0	0	0	0	3
10	Trevon Gross Jr.	03:26	1-1	1-1	0-0	0	0	0	0	0	0	0	0	0	0	0	1
21	Nikolai Ruffin	03:12	0-0	0-0	0-0	0	0	0	0	0	0	0	0	0	1	0	1
3	Diago Quiny	09:11	1-4	0-0	0-0	2	2	1	2	0	1	0	1	0	1	1	-12
11	George Papis	08:37	1-2	0-1	0-0	0	0	0	2	1	2	4	0	0	0	0	-3
25	Samuel Chaput	06:03	0-0	0-0	0-0	0	0	0	0	0	0	0	0	0	0	0	2
2	Melik Martin	21:02	3-4	1-1	0-0	0	1	1	3	1	7	0	0	0	0	1	0
13	Marcus McClary	03:27	1-1	0-0	0-0	0	0	0	1	0	2	1	0	0	0	0	2
Team						0	2	2			0	1					
Totals			26-54	4-18	7-14	2	27	29	18	16	63	13	10	4	5	1	-15

# 2018-19 BOX SCORES

## GAME 5: MONMOUTH vs. VALPARAISO

Official Basketball Box Score -- Game Totals -- Final Statistics  
Valparaiso vs Monmouth  
11/16/18 6:30 pm at HTC Center (Conway, SC)

Valparaiso 64 • 1-1

#	Player		Total		3-Ptr	Rebounds			PF	TP	A		To	Blk	Stl	Min
			FG-FGA	FG-FGA		Off	Def	Tot								
21	Derrick Smits	c	3-5	0-0	1-2	2	5	7	3	7	1	5	1	1	28	
00	Javon Freeman	g	4-6	1-3	3-6	2	2	4	1	12	3	1	0	2	38	
02	Deion Lavender	g	7-8	0-1	1-2	1	7	8	3	15	5	4	0	1	20	
04	Bakari Evelyn	g	2-8	1-5	0-1	0	1	1	1	5	3	1	0	2	33	
35	Ryan Fazekas	g	5-12	3-8	0-0	1	3	4	1	13	0	1	0	0	30	
01	Micah Bradford	g	0-0	0-0	0-0	0	0	0	0	0	0	1	0	0	3	
03	Daniel Sackey	g	0-1	0-0	0-0	0	0	0	0	0	0	1	0	0	7	
05	Markus Golder	g	2-8	2-5	2-2	1	1	2	2	8	1	2	0	0	21	
12	Langston Stalling	g	0-0	0-0	0-0	0	0	0	0	0	0	0	0	0	1	
23	Mileek McMillan	g	0-0	0-0	0-0	0	1	1	4	0	0	2	0	0	3	
33	John Kiser	g	2-2	0-0	0-0	0	3	3	0	4	1	0	0	0	16	
Team			25-50		7-22	7-13	8	25	33	15	64	14	18	1	6	200
Totals			25-50		7-22	7-13	8	25	33	15	64	14	18	1	6	200
FG % 1st Half: 11-26			42.3%		2nd half: 14-24		58.3%		Game: 25-50		50.0%		Deadball Rebounds 0			
3FG % 1st Half: 3-14			21.4%		2nd half: 4-8		50.0%		Game: 7-22		31.8%					
FT % 1st Half: 4-8			50.0%		2nd half: 3-5		60.0%		Game: 7-13		53.8%					

Monmouth 53 • 0-4

#	Player		Total		3-Ptr	Rebounds			PF	TP	A		To	Blk	Stl	Min
			FG-FGA	FG-FGA		Off	Def	Tot								
04	Traore, Mustapha	f	7-7	0-0	0-0	2	1	3	3	14	1	2	0	1	21	
00	Salnave, Ray	g	2-7	1-3	2-2	1	1	2	0	7	0	2	0	1	20	
03	Hammond, Deion	g	2-8	1-5	3-5	0	2	2	3	8	1	2	0	0	28	
05	Rutherford, Nick	g	2-8	0-1	0-0	0	3	3	1	4	1	1	0	1	30	
24	Pillari, Louie	g	1-4	2-5	1-4	0	0	3	2	5	0	1	0	0	19	
02	Martin, Melik	g	1-1	0-0	0-0	1	0	1	1	2	0	0	0	0	13	
10	Gross Jr., Trevon	g	1-3	0-2	0-0	0	0	0	0	1	2	0	0	0	4	
11	Papas, George	g	2-6	1-3	0-0	0	0	0	0	5	3	0	1	2	15	
13	McClary, Marcus	g	0-0	0-0	0-0	0	2	2	0	0	0	0	0	1	13	
14	Calloway Jr., Dave	g	0-0	0-0	0-0	0	0	0	0	0	0	0	0	0	2	
15	Michael James Jr.	g	0-1	0-0	0-0	0	0	0	0	0	0	0	0	0	2	
21	Rutty, Nikkei	g	0-1	0-0	0-0	2	1	3	0	2	0	1	0	0	15	
25	Chaput, Samuel	g	0-2	0-0	0-0	0	1	1	0	0	0	1	0	0	9	
32	Quinn, Diago	g	2-4	0-0	0-0	1	6	7	2	4	0	1	0	1	9	
Team			21-53		4-18	7-9	7	23	30	15	53	6	12	1	7	200
Totals			21-53		4-18	7-9	7	23	30	15	53	6	12	1	7	200
FG % 1st Half: 10-28			35.7%		2nd half: 11-25		44.0%		Game: 21-53		39.6%		Deadball Rebounds 1			
3FG % 1st Half: 1-12			8.3%		2nd half: 3-6		50.0%		Game: 4-18		22.2%					
FT % 1st Half: 2-2			100.0%		2nd half: 5-7		71.4%		Game: 7-9		77.8%					

Officials: Graig Murley, Kevin Mathis, Mike Eades  
Technical fouls: Valparaiso-None. Monmouth-None.  
Attendance: 2830  
Myrtle Beach Invitational Game 7.

Score by periods	1st	2nd	Total
Valparaiso	29	35	64
Monmouth	23	30	53

Last FG - VU 2nd-14:01, MU 2nd-14:19  
Largest lead - VU by 12 2nd-14:35, MU None.  
VU led for 38:34, MU led for 00:00. Game was tied for 01:04.

Points	In	Off	2nd	Fast	Bench
29	Paint	T/O	Chance	Break	
16	10	8	2	5	11

Score tied - 1 time.  
Lead changed - 0 times.

## GAME 6: MONMOUTH vs. CAL STATE FULLERTON

Official Basketball Box Score -- Game Totals -- Final Statistics  
Cal St. Fullerton vs Monmouth  
11/18/18 12:30 pm at HTC Center (Conway, SC)

Cal St. Fullerton 87 • 2-3

#	Player		Total		3-Ptr	Rebounds			PF	TP	A		To	Blk	Stl	Min
			FG-FGA	FG-FGA		Off	Def	Tot								
05	Davon Clare	f	1-2	0-1	1-2	3	3	6	2	3	2	1	0	0	20	
04	Jackson Rowe	f	1-3	0-1	2-2	2	8	10	4	4	1	2	4	1	21	
00	Kyle Allman Jr.	g	4-13	2-5	3-5	0	2	2	2	13	3	4	0	1	30	
10	Austen Awosika	g	2-5	0-1	4-7	0	4	4	0	8	7	1	0	2	28	
14	Khalil Ahmad	g	13-22	8-13	6-8	1	4	5	1	40	0	1	0	4	29	
01	Jamal Smith	g	0-0	0-0	2-2	0	0	0	3	2	1	0	1	0	14	
11	Wayne Arnold	g	1-4	1-4	0-0	0	1	1	1	3	0	0	0	1	19	
21	Dominik Heinzl	g	0-0	0-0	1-2	0	0	0	1	1	0	0	0	1	4	
22	Amel Kuljuhovic	g	2-3	1-1	0-2	0	4	4	2	5	1	1	0	0	11	
23	Gaber Ozeovic	g	1-1	1-1	0-0	0	1	1	1	3	0	1	0	0	5	
24	Josh Pitts	g	0-0	0-0	0-0	0	1	1	3	0	0	2	0	0	8	
33	Johnny Wang	g	2-4	0-0	1-2	1	1	2	2	5	0	2	0	0	11	
Team			27-57		13-27	20-32	7	30	37	22	87	15	15	5	10	200
Totals			27-57		13-27	20-32	7	30	37	22	87	15	15	5	10	200
FG % 1st Half: 18-28			64.3%		2nd half: 9-29		31.0%		Game: 27-57		47.4%		Deadball Rebounds 7			
3FG % 1st Half: 9-13			69.2%		2nd half: 4-14		28.6%		Game: 13-27		48.1%					
FT % 1st Half: 7-9			77.8%		2nd half: 13-23		56.5%		Game: 20-32		62.5%					

Monmouth 63 • 0-6

#	Player		Total		3-Ptr	Rebounds			PF	TP	A		To	Blk	Stl	Min
			FG-FGA	FG-FGA		Off	Def	Tot								
04	Traore, Mustapha	f	0-3	0-0	0-0	2	7	9	4	0	1	4	0	0	18	
00	Salnave, Ray	g	2-7	0-2	0-0	0	3	3	4	4	1	1	0	1	25	
03	Hammond, Deion	g	4-15	2-10	5-5	0	4	4	1	15	2	1	0	3	28	
05	Rutherford, Nick	g	2-5	1-2	0-0	0	2	2	3	5	2	3	0	0	25	
13	McClary, Marcus	g	0-1	0-0	1-2	0	1	1	3	1	0	1	0	1	9	
02	Martin, Melik	g	3-4	0-1	4-4	2	1	3	3	10	0	1	0	0	16	
10	Gross Jr., Trevon	g	0-0	0-0	0-0	0	0	0	0	0	0	1	0	0	6	
11	Papas, George	g	0-3	0-3	0-0	0	1	1	0	0	0	0	0	1	7	
21	Rutty, Nikkei	g	0-1	0-0	6-8	0	1	1	0	6	0	0	0	0	9	
24	Pillari, Louie	g	0-3	0-3	3-4	1	2	3	1	3	3	2	1	0	11	
25	Chaput, Samuel	g	1-2	0-0	0-0	0	0	0	0	2	0	1	0	1	19	
32	Quinn, Diago	g	2-6	0-0	2-2	1	1	2	3	6	0	2	0	0	13	
44	Ibiezugbe, Sam	g	4-7	0-0	3-4	0	1	1	5	11	1	2	0	3	14	
Team			18-57		3-21	24-29	10	27	37	27	63	10	19	1	10	200
Totals			18-57		3-21	24-29	10	27	37	27	63	10	19	1	10	200
FG % 1st Half: 6-29			20.7%		2nd half: 12-28		42.9%		Game: 18-57		31.6%		Deadball Rebounds 4			
3FG % 1st Half: 1-9			11.1%		2nd half: 2-12		16.7%		Game: 3-21		14.3%					
FT % 1st Half: 9-12			75.0%		2nd half: 15-17		88.2%		Game: 24-29		82.8%					



# 2018-19 BOX SCORES

## GAME 9: MONMOUTH AT BUCKNELL



Official Basketball Box Score -- Final  
Monmouth at Bucknell  
12/05/18 Sayre Pavilion, Lewisburg, Pa.  
2018-19 Men's Basketball

Game Time: 2:00 PM  
Game Duration: 1:46  
Attendance: 2,579

Officials: Allen Cox, Nathan Hall, Leon Sandford

Monmouth - 43

Record: 0-9

NO.	Name	Min	FG	3P	FT	Rebounds	Fouls	TP	AS	TO	ST	Blocks	BS	BA	+	-
4	Mustapha Traore	F 27:35	4-8	0-0	0-2	3	7	10	3	3	8	2	2	0	1	-12
32	Diago Quinn	C 25:10	2-6	0-0	2-2	0	5	5	3	3	6	0	4	0	2	-8
0	Ray Salnave	G 22:06	3-5	1-2	1-1	0	2	2	5	1	8	0	1	1	0	-16
3	Deion Hammond	G 24:05	3-12	2-5	0-0	0	2	2	0	1	8	2	2	0	0	-20
13	Marcus McClary	G 18:17	1-3	0-0	0-1	1	0	1	2	1	2	1	2	0	0	-13
2	Melk Martin	12:28	0-1	0-0	0-0	0	4	0	0	0	0	4	0	0	0	0
24	Louie Pillari	14:40	0-3	0-1	0-0	1	5	6	2	0	0	2	3	0	1	0
11	George Papas	12:30	0-6	0-6	1-2	0	1	1	0	1	1	0	0	0	0	-17
44	Sam Ibezugbe	15:31	3-5	0-0	0-1	2	0	2	1	2	6	0	0	0	1	0
5	Nick Rutherford	15:28	1-3	0-1	0-0	0	5	5	1	0	2	1	2	0	0	-6
25	Samuel Chaput	02:26	0-0	0-0	0-0	0	1	1	0	0	0	0	0	0	0	0
21	Nikket Rutty	11:44	0-0	0-0	2-6	1	0	1	1	3	2	0	1	0	0	-7
Team			0	1	1		0	1		0	1					
Totals			17-52	3-15	6-15	8	29	37	18	15	43	12	18	4	4	-22

Shooting By Period
1st FG% 9-25 36.0%
3PT% 2-6 33.3%
FT% 2-6 33.3%
2nd FG% 8-27 29.6%
3PT% 1-7 14.3%
FT% 4-9 44.4%
GM FG% 17-52 32.7%
3PT% 3-15 20.0%
FT% 6-15 40.0%
Dead Ball Rebounds: 4, 0

Technical Fouls: NONE

Bucknell - 65

Record: 3-3

NO.	Name	Min	FG	3P	FT	Rebounds	Fouls	TP	AS	TO	ST	Blocks	BS	BA	+	-
13	Bruce Moore	F 20:12	2-4	1-2	0-0	0	3	3	3	2	5	1	0	0	0	12
4	Nate Sestina	C 32:35	6-9	2-4	2-4	0	10	10	2	3	16	0	2	0	3	19
1	Kimbal Mackenzie	C 33:58	1-8	1-6	6-7	1	4	5	0	6	9	4	1	1	0	0
3	Jimmy Soltes	G 26:38	3-9	1-2	2-2	0	4	4	2	10	7	3	0	0	0	23
11	Avi Toomer	G 25:35	6-12	3-7	2-3	0	2	2	2	3	17	1	3	4	0	18
15	Nate Jones	03:15	0-3	0-3	0-0	0	0	0	0	0	0	0	0	0	0	-4
0	Paul Newman	09:19	1-1	0-0	0-0	1	2	4	0	2	0	0	0	0	1	0
2	Walter Ellis	12:10	0-2	0-1	0-0	1	0	1	1	0	0	0	0	0	0	1
5	Jordan Sechan	02:26	0-0	0-0	0-0	0	0	0	0	0	0	0	0	0	0	0
10	Andrew Funk	14:18	2-4	2-4	0-0	0	1	0	1	0	6	0	2	1	0	0
14	Ben Robertson	15:28	0-0	0-0	0-2	0	3	3	0	2	0	1	0	1	0	0
23	Kahiel Spear	02:26	0-1	0-0	0-0	0	1	1	1	0	0	0	0	0	0	0
Team			1	3	4		0	0		0	0					
Totals			21-53	11-34	12-18	5	31	38	15	18	65	14	11	10	4	-22

Shooting By Period
1st FG% 9-27 33.3%
3PT% 7-22 31.8%
FT% 4-8 50%
2nd FG% 12-26 46.2%
3PT% 4-12 33.3%
FT% 8-10 80%
GM FG% 21-53 39.6%
3PT% 11-34 32.4%
FT% 12-18 66.7%
Dead Ball Rebounds: 4, 1

Technical Fouls: NONE

	MON	BKN
Biggest lead	5 (1st 6:04)	25 (2nd 2:05)
Best Scoring Run	6 (1st 8:04)	13 (1st 1:46)
Lead Changes	5	4
Times Tied	3	0
Time with Lead	07:52	28:46

Points from	MON	BKN
Turnovers	5	11
Paint	24	18
Second Chance	4	4
Fast Breaks	4	8
Bench	11	8



## GAME 10: MONMOUTH AT HOFSTRA

Official Basketball Box Score -- Game Totals -- Final Statistics  
Monmouth vs Hofstra  
12/05/18 7:00 pm at

Monmouth 73 • 0-10

Northwood HS 2016-17																
#	Player		Total	3-PT		Rebounds		PF	TP	A	TO	Blk	Stl		Min	
			FG-FGA	FG-FGA	FT-FTA	Off	Def	Tot								
04	Traore, Mustapha	f	3-5	0-0	3-3	2	3	5	0	9	2	2	0	1	32	
21	Rutty, Nikket	f	1-3	0-0	0-0	2	2	4	3	2	0	2	0	1	22	
03	Salnave, Ray	g	8-15	3-8	3-5	0	5	5	2	22	7	4	0	3	40	
0	Hammond, Deion	g	5-11	4-8	0-0	0	2	2	4	14	2	2	0	1	19	
13	McClary, Marcus	g	1-1	0-0	0-0	1	0	1	3	2	2	1	0	0	21	
02	Martin, Melik	g	0-0	0-0	0-0	0	0	0	0	0	0	0	0	0	2	
05	Rutherford, Nick	g	0-4	0-1	0-0	0	2	2	1	0	2	1	0	0	17	
24	Pillari, Louie	g	4-7	1-2	0-0	0	1	1	2	9	2	1	0	0	21	
32	Quinn, Diago	g	5-8	0-0	3-4	3	3	6	1	13	0	1	2	0	20	
44	Ibezugbe, Sam	g	1-1	0-0	0-0	1	1	2	1	2	0	0	0	0	6	
	Team					1	0	1			1					
Totals			28-55	8-19	9-12	10	19	29	17	73	17	15	2	7	200	

FG % 1st Half: 17-31 54.8%	2nd half: 11-24 45.8%	Game: 28-55 50.9%	Deadball Rebounds: 1, 2
3FG % 1st Half: 6-13 46.2%	2nd half: 2-6 33.3%	Game: 8-19 42.1%	
FT % 1st Half: 3-3 100.0%	2nd half: 6-9 66.7%	Game: 9-12 75.0%	

Hofstra 75 • 6-3

#	Player		Total			Rebounds		PF	TP	A	TO	Blk	Stl	Min	
			FG-FGA	3P-FGA	FT-FTA	Off	Def								
15	Stafford Trueheart	f	3-5	2-3	0-0	2	2	4	1	8	0	0	0	2	12
23	Jacqui Taylor	f	1-2	0-0	1-1	3	6	9	2	3	0	4	3	1	26
03	Justin Wright-Forema	g	10-23	4-8	6-10	1	6	7	2	30	4	3	2	0	40
04	Desure Buie	g	3-4	3-4	0-0	0	0	0	1	9	6	3	0	1	32
05	Eli Pemberton	g	3-10	1-4	7-8	3	1	4	1	14	3	1	0	0	38
00	Tareq Coburn	g	1-3	1-3	3-5	0	2	2	3	6	1	1	0	2	27
20	Jalen Ray	g	1-1	1-1	2-2	0	0	0	0	5	0	2	0	0	11
30	Dan Dwyer	g	0-1	0-0	0-0	0	1	1	2	0	0	0	1	1	14
	Team					0	0	0							
Totals			22-49	12-23	19-26	9	18	27	12	75	14	14	6	7	200

FG % 1st Half: 15-28 53.6%	2nd half: 7-21 33.3%	Game: 22-49 44.9%	Deadball Rebounds: 4, 1
3FG % 1st Half: 9-18 50.0%	2nd half: 3-5 60%	Game: 12-23 52.2%	
FT % 1st Half: 6-10 60.0%	2nd half: 13-16 81.3%	Game: 19-26 73.1%	

Officials: Tony Crisp, Kenneth Clark, Steve McJunkins

Technical fouls: Monmouth-None. Hofstra-None.

Attendance: 1,547

2018-19 Men's Basketball, Round: 0, Hofstra vs Monmouth, Played at .

Score by periods	1st	2nd	Total
Monmouth	43	30	73
Hofstra	45	30	75

## GAME 11: MONMOUTH AT ALBANY

Official Basketball Box Score -- Game Totals -- Final Statistics  
Monmouth vs Albany (NY)  
12/08/18 7:00 pm at Albany, N.Y.

Monmouth 63 • 0-11

#	Player	Total	FG-FGA	3P-FGA	FT-FTA	Rebounds	Off	Def	TP	PF	TP	A	TO	Blk	Stl	Min.
04	Traore,Mustapha	f	5-7	0-0	0-0	5	2	7	4	10	0	2	0	0	28	
21	Rutty,Nikke	f	1-4	0-0	0-4	1	1	2	4	2	1	1	0	0	25	
00	Salnave,Ray	g	9-23	2-9	5-7	3	4	7	3	25	4	5	0	1	39	
03	Hammond,Deion	g	3-11	1-6	0-0	0	1	3	4	3	7	1	4	1	26	
13	McClary,Marcus	g	0-1	0-0	0-0	1	2	3	2	0	1	2	0	1	20	
05	Rutherford,Nick	g	3-6	1-2	1-2	1	5	6	3	8	2	2	0	2	24	
24	Pillari,Louie	g	2-4	1-3	2-2	0	0	0	2	7	1	0	0	1	13	
32	Quinn,Diago	g	1-4	0-0	2-4	4	1	5	3	4	0	0	0	1	25	
	Team					3	3	6			2					
	Totals		24-60	5-20	10-19	19	21	40	24	63	10	18	1	7	200	

FG % 1st Half: 16-31 51.6%	2nd half: 8-29 27.6%	Game: 24-60 40.0%	Deadball Rebounds: 7
3FG % 1st Half: 4-10 40.0%	2nd half: 1-10 10.0%	Game: 5-20 25.0%	
FT % 1st Half: 3-3 100.0%	2nd half: 7-16 43.8%	Game: 10-19 52.6%	

Albany (NY) 82 • 3-6

		Total	FG-FGA			3P-FGA	FT-FTA	Rebounds		PF	TP	A	TO	Blk	Stl	Min
#	Player		FG-FGA	3P-FGA	FT-FTA	Off	Def	Tot								
10	Hank, Brent	f	2-2	0-0	3-3	2	1	3	5	7	1	2	2	1	24	
12	Campbell, Devonte	f	3-8	3-5	2-2	1	4	5	2	11	1	3	0	1	32	
14	Lulka, Adam	f	1-1	1-1	4-5	1	2	3	4	7	1	0	0	0	25	
6	Clark, Ahmad	g	7-12	4-6	11-12	1	5	6	1	29	3	2	1	3	36	
11	Healy, Cameron	g	3-11	3-9	2-3	0	1	1	2	11	4	2	0	0	33	
00	Rizzuto, Antonio	g	3-6	3-6	4-5	1	1	2	3	13	3	2	0	2	22	
01	De Sousa, Malachi	g	0-2	0-1	0-0	0	0	0	0	0	0	1	0	0	9	
03	Miller, Rayshawn	g	0-1	0-1	0-0	0	0	0	0	1	0	0	0	0	7	
04	Brooks, Reece	g	0-0	0-0	0-0	0	1	1	0	0	0	0	0	0	1	
22	Fruscio, Nick	g	1-1	0-0	0-0	0	0	0	0	2	0	0	0	0	1	
33	French, Sasha	g	1-2	0-0	0-0	1	1	2	1	2	1	2	1	0	9	
54	Lauderdale, Kendall	g	0-0	0-0	0-0	0	0	0	0	0	0	0	0	0	1	
	Team					1	3	4			2					
Totals			21-46	14-29	26-30	8	19	27	19	82	15	16	4	7	200	

FG % 1st Half: 8-20 40.0%	2nd half: 13-26 50.0%	Game: 21-46 45.7%	Deadball Rebounds: 0
3FG % 1st Half: 5-12 41.7%	2nd half: 9-17 52.9%	Game: 14-29 48.3%	
FT % 1st Half: 14-16 87.5%	2nd half: 12-14 85.7%	Game: 26-30 86.7%	

# 2018-19 BOX SCORES

## GAME 13: MONMOUTH AT PENN

### Official Basketball Box Score -- Game Totals -- Final Statistics

#### Monmouth vs Penn

12/31/18 1:00 pm at The Palestra

#### Monmouth 76 • 1-12

#	Player	Total		3-Ptr		Rebounds		PF	TP	A	TO	Blk	Stl	Min
		FG-FGA	FG-FGA	FT-FTA	FT-FTA	Off	Def							
04	Traore, Mustapha	f	4-9	0-0	1-1	5	0	5	5	9	0	2	0	1
21	Rutty, Nikkei	f	1-2	0-0	0-0	1	1	2	3	2	0	0	0	1
20	Salnave, Ray	g	5-8	3-4	4-6	2	2	4	2	17	2	4	0	2
03	Hammond, Deion	g	1-4	0-3	0-0	1	1	2	2	2	1	1	0	2
13	McClary, Marcus	g	0-2	0-0	2-2	0	3	3	2	2	3	0	0	2
02	Martin, Melik	g	2-4	1-2	1-2	0	1	1	4	6	1	0	0	2
05	Rutherford, Nick	g	1-4	0-0	0-0	0	2	2	2	2	1	0	0	2
11	Papas, George	g	0-3	0-2	0-0	0	2	2	0	0	0	0	0	1
24	Pillari, Louie	g	6-11	1-2	0-0	0	3	3	1	13	2	1	0	2
25	Chaput, Samuel	g	1-1	0-0	2-3	0	4	4	1	4	0	2	0	9
32	Quinn, Diago	g	6-14	0-0	7-9	7	7	14	3	19	0	1	2	3
44	Ibiezugbe, Sam	g	0-0	0-0	0-0	0	0	0	0	0	0	0	0	1
Team						2	3	5						
Totals			27-62	5-13	17-23	18	29	47	25	76	10	15	2	6

FG % 1st Half: 10-31 32.3% 2nd half: 14-27 51.9% OT: 3-4 75.0% Game: 27-62 43.5% Deadball  
3FG % 1st Half: 3-8 37.5% 2nd half: 2-4 50.0% OT: 0-1 0.0% Game: 5-13 38.5% Rebounds  
FT % 1st Half: 7-10 70.0% 2nd half: 7-9 77.8% OT: 3-4 75.0% Game: 17-23 73.9%

#### Penn 74 • 10-4

#	Player	Total		3-Ptr		Rebounds		PF	TP	A	TO	Blk	Stl	Min
		FG-FGA	FG-FGA	FT-FTA	FT-FTA	Off	Def							
25	AJ Brodeur	f	7-14	0-0	6-13	3	6	9	3	20	4	3	1	2
02	Antonio Woods	g	5-18	3-10	6-6	3	9	12	1	19	2	3	0	2
03	Jake Silpe	g	1-2	0-0	1-2	0	1	1	3	3	1	2	0	2
12	Devon Goodman	g	1-8	1-6	3-6	0	0	0	3	6	1	1	1	3
20	Bryce Washington	g	5-12	5-10	2-2	4	1	5	3	17	1	1	0	3
05	Jackson Donahue	g	1-2	1-2	1-1	0	0	0	0	4	1	2	0	5
13	Eddie Scott	g	0-0	0-0	0-0	0	0	0	0	0	1	1	0	0
22	Jakub Mijakowski	g	2-7	1-6	0-0	2	2	4	2	5	3	1	0	6
24	Jarrod Simmons	g	0-0	0-0	0-1	3	2	5	4	0	0	0	0	1
Team						4	2	6						
Totals			22-63	11-34	19-31	19	23	42	19	74	14	14	2	22

FG % 1st Half: 9-29 31.0% 2nd half: 10-27 37.0% OT: 3-7 42.9% Game: 22-63 34.9% Deadball  
3FG % 1st Half: 5-18 27.8% 2nd half: 5-13 38.5% OT: 1-3 33.3% Game: 11-34 32.4% Rebounds  
FT % 1st Half: 9-14 64.3% 2nd half: 10-12 83.3% OT: 0-5 0.0% Game: 19-31 61.3%

Officials: Clarence Armstrong, Donnie Eppley, Tim Kelly

Technical fouls: Monmouth-None. Penn-None.

Attendance: 2364

Score by periods	1st	2nd	OT	Total
Monmouth	30	37	9	76
Penn	32	35	7	74

## GAME 14: MONMOUTH AT IONA

### Official Basketball Box Score -- Game Totals -- Final Statistics

#### Monmouth vs Iona College

01/03/19 7:00 pm at New Rochelle, NY - Hynes Center

#### Monmouth 84 • 1-13, 0-1 MAAC

#	Player	Total		3-Ptr		Rebounds		PF	TP	A	TO	Blk	Stl	Min
		FG-FGA	FG-FGA	FT-FTA	FT-FTA	Off	Def							
04	Traore, Mustapha	f	0-1	0-0	1-2	0	2	2	1	1	3	0	0	0
21	Rutty, Nikkei	f	1-2	0-0	0-2	1	1	2	2	2	0	0	0	2
20	Salnave, Ray	g	1-7	1-4	2-4	0	4	4	1	5	2	1	0	1
03	Hammond, Deion	g	8-14	5-9	1-2	1	1	2	2	22	1	2	0	0
13	McClary, Marcus	g	0-0	0-0	0-0	1	0	1	4	0	0	2	0	0
02	Martin, Melik	g	0-4	0-1	2-3	0	1	1	2	2	1	0	0	0
05	Rutherford, Nick	g	2-6	1-2	1-3	0	5	5	3	6	1	2	1	1
10	Gross Jr., Trevon	g	1-1	1-1	0-0	0	0	0	0	1	3	0	0	0
11	Papas, George	g	3-5	2-4	0-1	0	0	0	3	8	0	0	0	1
14	Calloway Jr., Dave	g	0-0	0-0	1-2	0	0	0	0	1	1	0	0	0
15	James Jr., Michael	g	0-0	0-0	0-0	0	0	0	0	0	1	0	0	0
24	Pillari, Louie	g	1-2	0-0	3-3	0	0	0	0	5	1	0	0	0
25	Chaput, Samuel	g	4-5	0-1	1-3	0	0	0	2	9	2	2	0	1
32	Quinn, Diago	g	7-9	0-0	6-7	4	3	7	1	20	0	1	2	0
44	Ibiezugbe, Sam	g	0-3	0-0	0-0	0	2	2	3	0	0	0	0	0
Team						1	3	4						
Totals			28-59	10-22	18-32	8	22	30	25	84	12	10	5	4

FG % 1st Half: 15-33 45.5% 2nd half: 13-26 50.0% Game: 28-59 47.5% Deadball  
3FG % 1st Half: 4-10 40.0% 2nd half: 6-12 50.0% Game: 10-22 45.5% Rebounds  
FT % 1st Half: 6-16 37.5% 2nd half: 12-16 75.0% Game: 18-32 56.3%

#### Iona College 103 • 3-9, 1-0 MAAC

#	Player	Total		3-Ptr		Rebounds		PF	TP	A	TO	Blk	Stl	Min
		FG-FGA	FG-FGA	FT-FTA	FT-FTA	Off	Def							
10	Ristanovic, Andrija	f	2-2	2-2	6-8	0	6	6	4	12	2	1	0	0
12	Agee, Tajuan	f	2-12	0-4	0-1	2	8	10	5	4	2	3	2	1
00	McGill, Rickey	g	9-11	3-5	8-11	0	2	2	1	29	3	3	0	4
02	Crawford, E.J.	g	6-8	3-5	5-6	0	5	5	3	20	5	1	1	1
05	Perez, Ben	g	6-8	4-6	3-3	1	2	3	2	19	2	0	0	2
03	Gist, Asante	g	1-2	1-2	0-1	0	0	0	0	4	3	1	3	0
13	Maxwell, Jahathan	g	5-9	4-7	2-4	1	6	7	3	16	3	1	0	0
24	Rhem, Malik	g	0-1	0-0	0-0	0	0	0	0	0	0	0	0	0
32	Hudson, Payton	g	0-0	0-0	0-0	1	0	1	1	0	0	0	0	0
44	Nikolic, Niksa	g	0-0	0-0	0-0	0	0	0	0	1	0	0	0	0
Team						4	3	7						
Totals			31-53	17-31	24-34	9	32	41	24	103	18	13	3	8

FG % 1st Half: 17-31 54.8% 2nd half: 14-22 63.6% Game: 31-53 58.5% Deadball  
3FG % 1st Half: 11-20 55.0% 2nd half: 6-11 54.5% Game: 17-31 54.8% Rebounds  
FT % 1st Half: 7-9 77.8% 2nd half: 17-25 68.0% Game: 24-34 70.6%

Officials: Jeffrey Anderson, Ron Tyburski, Sean Campbell

Technical fouls: Monmouth-None. Iona College-None.

Attendance: 1057

Score by periods	1st	2nd	Total
Monmouth	40	44	84
Iona College	52	51	103

Points	In	Off	2nd	Fast	Bench
MON	32	12	5	5	54
ION	24	19	16	4	19

Last FG - MON 2nd-01:17, ION 2nd-05:05.  
Largest lead - MON None, ION by 30 2nd-05:05.  
MON led for 00:00. ION led for 38:47. Game was tied for 01:13.

## GAME 15: MONMOUTH vs. SAINT PETER'S



Official Basketball Box Score - Final  
Saint Peter's at Monmouth  
01/05/19 Cowardin Bank Center, West Long Branch, NJ  
2018-19 Monmouth Basketball  
Game Time: 2:00 PM  
Game Duration: 2:03  
Attendance: 2,006

Officials: Bill McCarthy, Ken Clark, Justin Simon

#### Saint Peter's - 44

Record: 4-10 (1-4)

NO.	Name	Min	FG		3P		FT		Rebounds		Fouls	TP	AS	TO	ST	Blocks	+/-
			MA	MA	MA	MA	OR	OR	FF	FF							
11	KC Ndolo	F	31:02	0-3	0-0	3-4	3	4	7	4	2	3	0	1	1	2	0
23	Samuel Khou	F	17:27	3-7	1-2	0-0	1	2	3	4	0	7	0	4	1	1	0
0	Dallas Watson	G	30:13	4-8	2-5	2-4	0	3	2	3	13	2	6	1	0	1	-9
1	Davaunite Turner	G	37:31	5-15	1-7	1-2	1	2	2	4	12	3	2	0	1	0	-21
24	Quinn Taylor	G	32:43	2-7	0-2	0-0	1	4	5	1	1	4	1	3	3	0	-19
12	Majur Majak	G	04:31	0-0	0-0	0-0	1	0	1	1	0	0	0	2	0	0	-2
20	Derrick Woods	G	16:02	0-0	0-0	1-2	0	1	1	4	1	0	0	2	0	1	-8
5	Manny Dixon	G	22:41	0-4	0-3	1-2	1	0	1	4	2	1	1	0	1	0	-13
2	Klay Brown	G	05:32	1-1	1-1	0-0	0	1	1	2	0	3	0	2	0	0	-3
13	Amir Hicks	G	01:09	0-0	0-0	0-0	0	0	0	0	0	0	0	0	0	0	4
22	Cameron Underwood	G	01:09	0-0	0-0	0-0	0	1	1	0	0	0	0	0	0	0	4
Team							0	1	1	0	0	0	0	0	0	0	4
Totals			15-45	5-20	9-14	8	18	26	24	16	44	7	22	7	5	1	-17

Technical Fouls: NONE

#### Monmouth - 61

Record: 2-43 (1-4)

NO.	Name	Min	FG	3P	FT	Rebounds		Fouls	TP	AS	TO	ST	Blocks	+/-		
						OR	DR									
Shooting By Period																
1st FG% 8-16 46.4%																
3PT% 2-4 50.0%																
FT% 7-9 77.8%																
2nd FG% 9-20 45.0%																
3PT% 3-6 50.0%																
FT% 15-21 71.4%																
3rd FG% 11-23 47.8%																
3PT% 5-10 50.0%																
FT% 22-30 73.3%																
Dead Ball Rebounds: 3.																
Team																
Totals			17-38	5-10	22-30	8	27	35	16	24	61	9	22	61	5	17

# 2018-19 BOX SCORES

## GAME 17: MONMOUTH VS MANHATTAN



Official Basketball Box Score - Final  
Manhattan at Monmouth  
01/19/19 OceanFirst Bank Center, West Long Branch, NJ  
2018-19 Monmouth Basketball

Game Time: 2:00 PM  
Game Duration: 2:00  
Attendance: 1,745

Officials: Kevin Ferguson, King Weststone, Matt Chatham

Manhattan - 49													Record: 3-13 (1-3)																																					
NO.	Name	Min	FG	3P	FT	Rebounds	Fouls	TP	AS	TO	ST	Blocks	PF	Min	FG	3P	FT	Rebounds	Fouls	TP	AS	TO	ST	Blocks	PF																									
4	Warren Williams	F 15:31	1-4	0-0	2-2	1	4	5	2	3	4	1	2	0	2	0	0	2	0	0	0	0	0	0	0																									
14	Tyler Reynolds	F 15:13	3-4	3-3	0-0	0	1	1	2	0	9	0	1	0	0	0	0	0	0	0	0	0	0	0	0																									
24	Ebube Ebube	F 22:04	3-4	0-1	0-0	2	5	7	5	3	6	0	2	0	1	0	0	0	0	0	0	0	0	0	0																									
10	Nehemiah Mack	G 29:08	0-5	0-4	0-0	0	0	0	4	1	0	5	0	0	0	0	0	0	0	0	0	0	0	0	0																									
22	Thomas Caputo	G 20:28	4-11	3-4	0-1	2	0	2	0	1	11	0	2	1	0	1	0	1	0	1	0	1	0	1	0																									
4	Samir Stewart	F 18:05	2-4	2-3	0-0	0	0	0	0	1	6	2	3	0	0	0	0	0	0	0	0	0	0	0	0																									
23	Tykei Greene	G 24:47	0-9	0-4	5-8	4	4	8	1	4	5	1	3	1	0	0	0	0	0	0	0	0	0	0	0																									
3	Elijah Buchanan	12:37	1-7	1-4	1-2	1	0	1	2	1	4	0	0	0	0	0	0	0	0	0	0	0	0	0	0																									
52	Samson Usilo	G 22:30	1-4	0-0	0-3	2	0	2	4	5	2	0	1	2	0	0	0	0	0	0	0	0	0	0	0																									
12	Christian Hinkson	G 09:53	0-0	0-0	0-0	0	2	0	0	0	0	2	0	0	0	0	0	0	0	0	0	0	0	0	0																									
30	Ibrahim Diallo	05:44	1-2	0-0	0-1	1	0	1	2	1	2	0	0	0	0	0	0	0	0	0	0	0	0	0	0																									
Team																																																		
Totals						16-54			9-25			8-17			14			19			33			23			19			49			11			16			4			3			5			16		
																												Technical Fouls: NONE																						

Monmouth - 65													Record: 3-14 (2-2)																																					
NO.	Name	Min	FG	3P	FT	Rebounds	Fouls	TP	AS	TO	ST	Blocks	PF	Min	FG	3P	FT	Rebounds	Fouls	TP	AS	TO	ST	Blocks	PF																									
4	Mustapha Traore	F 24:50	4-7	0-0	2-2	3	5	8	0	1	10	1	2	0	1	1	0	1	15																															
32	Diago Quinn	C 20:00	4-5	0-0	0-1	0	3	3	5	2	8	0	1	1	0	0	0	13																																
0	Ray Salnave	G 32:35	6-10	1-4	4-6	1	4	5	1	8	17	6	2	1	2	0	10																																	
3	Deion Hammond	F 24:09	3-6	0-1	3-4	0	2	2	4	2	9	0	1	0	1	0	16																																	
13	Marcus McClary	G 22:38	0-1	0-0	0-0	0	3	2	1	0	0	0	0	0	1	7																																		
2	Melk Martin	25:52	2-5	0-2	3-3	0	1	1	3	5	7	1	6	0	1	0	5																																	
5	Nick Rutherford	16:14	1-2	0-0	2-3	1	3	4	1	2	4	1	1	2	0	0																																		
11	George Papas	10:37	2-3	2-3	2-2	0	1	1	1	1	1	1	1	0	0	2																																		
21	Nikei Rutty	11:01	0-0	0-0	0-2	0	2	2	2	1	0	0	1	0	0	0	4																																	
14	Dave Calloway Jr.	02:00	0-0	0-0	0-0	0	0	0	0	0	0	0	0	0	0	0	1																																	
44	Sam Biezugbe	01:51	0-0	0-0	0-0	0	1	1	0	0	0	0	0	0	0	0	0																																	
15	Michael James Jr.	00:48	1-1	0-0	0-0	0	0	0	0	0	0	0	0	0	0	0	1																																	
25	Samuel Chaput	07:25	0-2	0-0	0-0	0	1	1	0	0	0	0	0	0	0	0	1																																	
Team																																																		
Totals						23-43			11-33			16-23			5			27			32			19			23			65			11			15			5			5			3			16		
																												Technical Fouls: NONE																						

Manhattan - 49													Record: 3-13 (1-3)																																					
NO.	Name	Min	FG	3P	FT	Rebounds	Fouls	TP	AS	TO	ST	Blocks	PF	Min	FG	3P	FT	Rebounds	Fouls	TP	AS	TO	ST	Blocks	PF																									
4	Warren Williams	F 15:31	1-4	0-0	2-2	1	4	5	2	3	4	1	2	0	2	0	0	2	0	0	0	0	0	0	0																									
14	Tyler Reynolds	F 15:13	3-4	3-3	0-0	0	1	1	2	0	9	0	1	0	0	0	0	0	0	0	0	0	0	0	0																									
24	Ebube Ebube	F 22:04	3-4	0-1	0-0	2	5	7	5	3	6	0	2	0	1	0	0	0	0	0	0	0	0	0	0																									
10	Nehemiah Mack	G 29:08	0-5	0-4	0-0	0	0	0	4	1	0	5	0	0	0	0	0	0	0	0	0	0	0	0	0																									
22	Thomas Caputo	G 20:28	4-11	3-4	0-1	2	0	2	0	1	11	0	2	1	0	1	0	1	0	1	0	1	0	1	0																									
4	Samir Stewart	F 18:05	2-4	2-3	0-0	0	0	0	0	1	6	2	3	0	0	0	0	0	0	0	0	0	0	0	0																									
23	Tykei Greene	G 24:47	0-9	0-4	5-8	4	4	8	1	4	5	1	3	1	0	0	0	0	0	0	0	0	0	0	0																									
3	Elijah Buchanan	12:37	1-7	1-4	1-2	1	0	1	2	1	4	0	0	0	0	0	0	0	0	0	0	0	0	0	0																									
52	Samson Usilo	G 22:30	1-4	0-0	0-3	2	0	2	4	5	2	0	1	2	0	0	0	0	0	0	0	0	0	0	0																									
12	Christian Hinkson	G 09:53	0-0	0-0	0-0	0	2	0	0	0	0	2	0	0	0	0	0	0	0	0	0	0	0	0	0																									
30	Ibrahim Diallo	05:44	1-2	0-0	0-1	1	0	1	2	1	2	0	0	0	0	0	0	0	0	0	0	0	0	0	0																									
Team																																																		
Totals						16-54			9-25			8-17			14			19			33			23			19			49			11			16			4			3			5			16		
																												Technical Fouls: NONE																						

Monmouth - 65													Record: 3-14 (2-2)																																					
NO.	Name	Min	FG	3P	FT	Rebounds	Fouls	TP	AS	TO	ST	Blocks	PF	Min	FG	3P	FT	Rebounds	Fouls	TP	AS	TO	ST	Blocks	PF																									
4	Mustapha Traore	F 24:50	4-7	0-0	2-2	3	5	8	0	1	10	1	2	0	1	1	0	1	15																															
32	Diago Quinn	C 20:00	4-5	0-0	0-1	0	3	3	5	2	8	0	1	1	0	0	0	13																																
0	Ray Salnave	G 32:35	6-10	1-4	4-6	1	4	5	1	8	17	6	2	1	2	0	10																																	
3	Deion Hammond	F 24:09	3-6	0-1	3-4	0	2	2	4	2	9	0	1	0	1	0	16																																	
13	Marcus McClary	G 22:38	0-1	0-0	0-0	0	3	2	1	0	0	0	0	0	1	7																																		
2	Melk Martin	25:52	2-5	0-2	3-3	0	1	1	3	5	7	1	6	0	1	0	5																																	
5	Nick Rutherford	16:14	1-2	0-0	2-3	1	3	4	1	2	4	1	1	2	0	0																																		
11	George Papas	10:37	2-3	2-3	2-2	0	1	1	1	1	1	1	1	0	0	2																																		
21	Nikei Rutty	11:01	0-0	0-0	0-2	0	2	2	2	1	0	0	1	0	0	0	4																																	
14	Dave Calloway Jr.	02:00	0-0	0-0	0-0	0	0	0	0	0	0	0	0	0	0	0	1																																	
44	Sam Biezugbe	01:51	0-0	0-0	0-0	0	1	1	0	0	0	0	0	0	0	0	0																																	
15	Michael James Jr.	00:48	1-1	0-0	0-0	0	0	0	0	0	0	0	0	0	0	0	1																																	
25	Samuel Chaput	07:25	0-2	0-0	0-0	0	1	1	0	0	0	0	0	0	0	0	1																																	
Team																																																		
Totals						23-43			11-33			16-23			5			27			32			19			23			65			11			15			5			5			3			16		
																												Technical Fouls: NONE																						

Manhattan - 49													Record: 3-13 (1-3)																																					
NO.	Name	Min	FG	3P	FT	Rebounds	Fouls	TP	AS	TO	ST	Blocks	PF	Min	FG	3P	FT	Rebounds	Fouls	TP	AS	TO	ST	Blocks	PF																									
4	Warren Williams	F 15:31	1-4	0-0	2-2	1	4	5	2	3	4	1	2	0	2	0	0	2	0	0	0	0	0	0	0																									
14	Tyler Reynolds	F 15:13	3-4	3-3	0-0	0	1	1	2	0	9	0	1	0	0	0	0	0	0	0	0	0	0	0	0																									
24	Ebube Ebube	F 22:04	3-4	0-1	0-0	2	5	7	5	3	6	0	2	0	1	0	0	0	0	0	0	0	0	0	0																									
10	Nehemiah Mack	G 29:08	0-5	0-4	0-0	0	0	0	4	1	0	5	0	0	0	0	0	0	0	0	0	0	0	0	0																									
22	Thomas Caputo	G 20:28	4-11	3-4	0-1	2	0	2	0	1	11	0	2	1	0	1	0	1	0	1	0	1	0	1	0																									
4	Samir Stewart	F 18:05	2-4	2-3	0-0	0	0	0	0	1	6	2	3	0	0	0	0	0	0	0	0	0	0	0	0																									
23	Tykei Greene	G 24:47	0-9	0-4	5-8	4	4	8	1	4	5	1	3	1	0	0	0	0	0	0	0	0	0	0	0																									
3	Elijah Buchanan	12:37	1-7	1-4	1-2	1	0	1	2	1	4	0	0	0	0	0	0	0	0	0	0	0	0	0	0																									
52	Samson Usilo	G 22:30	1-4	0-0	0-3	2	0	2	4	5	2	0	1	2	0	0	0	0	0	0	0	0	0	0	0																									
12	Christian Hinkson	G 09:53	0-0	0-0	0-0	0	2	0	0	0	0	2	0	0	0	0	0	0	0	0	0	0	0	0	0																									
30	Ibrahim Diallo	05:44	1-2	0-0	0-1	1	0	1	2	1	2	0	0	0	0	0	0	0	0	0	0	0	0	0	0																									
Team																																																		
Totals						16-54			9-25			8-17			14			19			33			23			19			49			11			16			4			3			5			16		
																												Technical Fouls: NONE																						

Monmouth - 65													Record: 3-14 (2-2)												
NO.	Name	Min	FG	3P</																					

# 2018-19 BOX SCORES

## GAME 21: MONMOUTH AT CANISIUS

Official Basketball Box Score -- Game Totals -- Final Statistics  
Monmouth vs Canisius  
01/24/19 7:02 PM at Koessler Athletic Center (Buffalo, N.Y.)

Monmouth 66 • 6-15, 5-3 MAAC

#	Player	Total		3-Ptr		Rebounds			PF	TP	A	TO	Blk	Stl	Min
		FG-FGA	FG-FGA	FT-FTA	Off Def Tot	PF	TP	A							
04	Mustapha Traore	2-3	0-0	0-0	0 2 2	3	4	1	2	0	1	25			
32	Diago Quinn	1-8	0-0	3-6	5 3 8	1	5	1	0	0	1	22			
00	Ray Salnave	5-11	1-3	3-3	0 2 2	4	14	1	1	0	0	23			
03	Deion Hammond	2-7	2-6	8-8	1 3 4	1	14	0	2	0	1	28			
13	Marcus McClary	1-1	0-0	0-0	0 0 0	4	2	0	3	0	1	5			
02	Melik Martin	2-4	0-1	0-0	0 2 2	2	4	0	3	0	1	17			
05	Nick Rutherford	3-8	0-3	3-4	0 2 2	2	9	2	1	2	5	33			
10	Trevon Gross Jr.	0-0	0-0	0-0	0 0 0	0	0	0	0	0	0	1			
11	George Papas	0-1	0-1	0-0	0 0 0	0	0	1	0	0	0	6			
21	Nikkei Rutty	0-0	0-0	0-0	0 1 1	2	0	0	0	0	0	9			
24	Louie Pillari	3-7	1-4	3-3	1 0 1	1	10	0	1	0	0	10			
25	Samuel Chaput	1-4	0-0	0-1	0 3 3	2	2	2	0	0	0	15			
44	Sam Ibiezugbe	1-2	0-0	0-0	1 2 3	0	2	0	0	1	0	6			
Team					2 1 3										
Totals		21-56	4-18	20-25	10 21 31	22	66	8	13	3	10	200			

FG % 1st Half: 11-29 37.9% 2nd half: 10-27 37.0% Game: 21-56 37.5% Deadball Rebounds 2  
3FG % 1st Half: 2-10 20.0% 2nd half: 2-8 25.0% Game: 4-18 22.2%  
FT % 1st Half: 8-13 61.5% 2nd half: 12-12 100.0% Game: 20-25 80.0%

Canisius 80 • 8-11, 5-2 MAAC

#	Player	Total		3-Ptr		Rebounds			PF	TP	A	TO	Blk	Stl	Min
		FG-FGA	FG-FGA	FT-FTA	Off Def Tot	PF	TP	A							
04	White, Jalanni	2-2	0-0	0-0	0 0 0	4	4	0	0	0	0	7			
21	Hitchon, Scott	4-5	2-2	1-2	1 3 4	3	11	2	1	2	0	19			
01	Johnson, Malik	1-4	0-2	5-7	0 2 2	3	7	6	3	0	1	28			
13	Reese, Isaiah	5-10	1-3	0-1	0 5 5	3	11	7	5	1	0	35			
15	Molson, Takal	7-11	3-4	1-5	1 4 5	0	18	4	3	0	1	33			
03	Henderson, Jordan	0-1	0-1	0-0	0 2 2	0	0	0	1	0	0	7			
10	Sanks, Jonathan	5-8	4-6	0-0	0 5 5	3	14	1	2	0	0	23			
11	Lotts, Marcale	0-0	0-0	0-0	0 0 0	1	0	0	0	0	0	4			
22	Faulkner, Jibrael	4-7	1-3	0-0	0 2 2	1	9	1	1	0	0	27			
23	St. Louis, Dantai	1-1	0-0	4-8	1 3 4	3	6	0	0	1	1	17			
Team					3 2 5			1							
Totals		29-49	11-21	11-23	6 28 34	21	80	21	17	4	3	200			

FG % 1st Half: 13-24 54.2% 2nd half: 16-25 64.0% Game: 29-49 59.2% Deadball Rebounds 5  
3FG % 1st Half: 4-10 40.0% 2nd half: 7-11 63.6% Game: 11-21 52.4%  
FT % 1st Half: 2-7 28.6% 2nd half: 9-16 56.3% Game: 11-23 47.8%

Officials: D.J. Carstensen, Michael Kitts, Matt Palumb  
Technical fouls: Monmouth-None. Canisius-None.  
Attendance: 1221

Score by periods	1st	2nd	Total
Monmouth	32	34	66
Canisius	32	48	80

Last FG - MON 2nd-00:34, CAN 2nd-01:49.  
Largest lead - MON by 6 1st-04:52, CAN by 18 2nd-08:06.  
MON led for 08:00, CAN led for 29:04. Game was tied for 02:56.

Score tied - 7 times.  
Lead changed - 8 times.

## GAME 22: MONMOUTH AT NIAGARA

Official Basketball Box Score -- Game Totals -- Final Statistics  
Monmouth vs Niagara University  
1/26/19 3:05 PM at Gallagher Center - Niagara University

Monmouth 48 • 6-16, 5-4 MAAC

#	Player	Total		3-Ptr		Rebounds			PF	TP	A	TO	Blk	Stl	Min
		FG-FGA	FG-FGA	FT-FTA	Off Def Tot	PF	TP	A							
04	Traore, Mustapha	4-7	0-0	1-3	1 3 4	0	9	1	2	2	0	21			
32	Quinn, Diago	3-9	0-0	2-4	2 5 7	2	8	0	2	0	0	28			
00	Salnave, Ray	1-5	1-2	0-0	0 3 3	1	3	0	4	0	2	15			
03	Hammond, Deion	5-8	2-4	0-0	1 2 3	4	12	1	2	0	0	24			
13	McClary, Marcus	2-3	0-0	0-0	1 1 2	2	4	2	0	0	0	17			
02	Martin, Melik	3-5	1-1	0-0	1 2 3	4	7	1	2	0	1	17			
05	Rutherford, Nick	0-6	0-2	0-2	2 1 3	0	0	0	3	0	1	2	31		
10	Gross Jr., Trevon	0-2	0-0	0-0	1 2 3	0	0	1	0	0	0	6			
11	Papas, George	0-2	0-0	0-0	0 0 0	0	0	0	0	0	0	7			
14	Calloway Jr., Dave	0-0	0-0	0-0	0 0 0	1	0	0	0	0	0	2			
15	James Jr., Michael	0-2	0-1	0-0	0 0 0	0	0	0	0	0	0	2			
21	Rutty, Nikkei	0-1	0-0	1-2	2 0 2	1	1	0	0	0	0	4			
24	Pillari, Louie	0-2	0-0	2-2	0 0 0	0	0	2	1	0	0	11			
25	Chaput, Samuel	1-2	0-0	0-0	0 0 0	3	2	1	0	0	0	9			
44	Ibiezugbe, Sam	0-1	0-0	0-0	0 0 0	0	0	0	0	0	0	6			
Team					1 2 3										
Totals		19-55	4-12	6-13	12 21 33	18	48	11	12	3	5	200			

FG % 1st Half: 9-26 34.6% 2nd half: 10-29 34.5% Game: 19-55 34.5% Deadball Rebounds 2  
3FG % 1st Half: 2-7 28.6% 2nd half: 2-5 40.0% Game: 4-12 33.3%  
FT % 1st Half: 3-4 75.0% 2nd half: 3-9 33.3% Game: 6-13 46.2%

Niagara University 75 • 10-11, 3-5 MAAC

#	Player	Total		3-Ptr		Rebounds			PF	TP	A	TO	Blk	Stl	Min
		FG-FGA	FG-FGA	FT-FTA	Off Def Tot	PF	TP	A							
11	Prochet, Marvin	7-13	6-10	1-2	1 8 9	2	21	0	1	1	0	33			
32	Robb, Dominic	0-4	0-0	0-0	1 4 5	4	0	0	2	0	1	16			
00	Barton, Chris	6-8	2-3	8-9	2 5 7	0	22	3	2	0	0	34			
02	Tate, Keleaf	1-4	0-2	0-0	1 2 3	0	2	2	0	0	0	16			
05	Towns, James	5-12	1-2	4-4	1 2 3	0	15	4	0	0	1	37			
01	Fragalia, Dominik	0-0	0-0	0-0	0 0 0	0	0	0	0	0	0	1			
04	Solomon, Raheem	2-7	2-7	4-4	0 2 2	2	10	1	4	0	1	26			
10	Hammond, Marcus	0-0	0-0	0-0	0 0 0	1	0	0	0	0	0	6			
15	Kuakumensah, Greg	0-1	0-1	0-0	0 1 1	2	0	0	0	0	0	7			
21	Green, Kierell	0-0	0-0	0-0	0 0 0	0	0	0	0	0	0	1			
24	King, Greg	1-2	0-0	3-4	1 5 6	2	5	1	1	0	1	23			
Team					2 0 2										
Totals		22-51	11-25	20-23	9 29 38	13	75	11	12	1	4	200			

FG % 1st Half: 9-26 34.6% 2nd half: 13-25 52.0% Game: 22-51 43.1% Deadball Rebounds 2  
3FG % 1st Half: 4-13 30.8% 2nd half: 7-12 58.3% Game: 11-25 44.0%  
FT % 1st Half: 0-0 0.0% 2nd half: 20-23 87.0% Game: 20-23 87.0%

Officials: Kevin Ferguson, Phil Sallusto Jr., Adam Vandenburgh  
Technical fouls: Monmouth-None. Niagara University-None.  
Attendance: 956  
Nia: Barton career high 22 pts.

Score by periods	1st	2nd	Total
Monmouth	23	25	48
Niagara University	22	53	75

Last FG - MOU 2nd-06:01, NIA 2nd-01:40.  
Largest lead - MOU by 3 1st-17:07, NIA by 27 2nd-00:12.  
MOU led for 08:21, NIA led for 26:18. Game was tied for 05:21.

Score tied - 9 times.  
Lead changed - 11 times.



# 2018-19 Monmouth Men's Basketball

## Monmouth Combined Team Statistics (as of Jan 29, 2019)

### All games

RECORD	OVERALL										HOME				AWAY				NEUTRAL					
ALL GAMES	6-16										4-3				2-10				0-3					
		Total		3-Point		F-Throw		Rebounds																
##	Player	gp-gs	min	avg	fg-fga	fg%	3fg-fga	3fg%	ft-fa	ft%	off	def	tot	avg	pf	dq	a	to	blk	stl	pts	avg		
0	SALNAVE, Ray	22-22	588	26.7	94-227	.414	22-77	.286	67-90	.744	17	67	84	3.8	65	0	58	58	5	29	277	12.6		
3	HAMMOND, Deion	21-21	551	26.2	85-226	.376	48-138	.348	42-51	.824	9	40	49	2.3	46	0	19	39	6	10	260	12.4		
32	QUINN, Diago	22-9	428	19.5	61-132	.462	0-0	.000	57-81	.704	51	65	116	5.3	56	0	3	30	14	6	179	8.1		
4	TRAORE, Mustapha	22-22	509	23.1	58-116	.500	0-0	.000	22-38	.579	44	70	114	5.2	47	0	19	37	8	15	138	6.3		
24	PILLARI, Louie	18-5	306	17.0	33-98	.337	9-46	.196	26-31	.839	5	29	34	1.9	21	0	19	21	4	5	101	5.6		
5	RUTHERFORD, Nick	22-8	567	25.8	39-106	.368	5-25	.200	27-39	.692	9	97	106	4.8	42	0	48	44	10	39	110	5.0		
2	MARTIN, Melik	21-0	336	16.0	29-61	.475	6-16	.375	15-21	.714	12	27	39	1.9	46	0	18	22	7	7	79	3.8		
25	CHAPUT, Samuel	19-0	261	13.7	18-50	.360	3-10	.300	20-26	.769	2	15	17	0.9	20	0	18	14	0	8	59	3.1		
11	PAPAS, George	19-0	200	10.5	16-64	.250	7-49	.143	11-16	.688	0	16	16	0.8	15	0	12	4	3	15	50	2.6		
13	MCCLARY, Marcus	22-18	332	15.1	20-48	.417	2-4	.500	13-20	.650	21	23	44	2.0	43	0	18	28	1	8	55	2.5		
44	IBIEZUGBE, Sam	18-0	123	6.8	15-35	.429	0-0	.000	10-16	.625	12	18	30	1.7	19	0	2	3	1	5	40	2.2		
21	RUTTY, Nikkei	20-5	235	11.8	12-28	.429	0-0	.000	19-42	.452	17	23	40	2.0	31	0	3	14	5	3	43	2.2		
14	CALLOWAY JR., Dave	8-0	14	1.8	2-5	.400	2-5	.400	1-2	.500	0	1	1	0.1	3	0	0	0	0	0	7	0.9		
10	GROSS JR., Trevon	13-0	42	3.2	3-9	.333	2-4	.500	0-2	.000	2	3	5	0.4	4	0	1	2	0	2	8	0.6		
15	JAMES JR., Michael	6-0	8	1.3	1-4	.250	0-1	.000	0-0	.000	0	1	1	0.2	0	0	1	0	0	0	2	0.3		
Team											29	34	63					16						
Total		22			486-1209	.402	106-375	.283	330-475	.695	230	529	759	34.5	458	0	239	333	64	152	1408	64.0		
Opponents		22			519-1183	.439	233-603	.386	351-527	.666	221	566	787	35.8	426	0	314	338	78	149	1622	73.7		

TEAM STATISTICS	MONMOUTH	OPP	Date	Opponent	Score	Att.
SCORING	1408	1622	11/06/18	Lehigh	L 61-85	2224
Points per game	64	73.7	11/09/18	at Colgate	L 74-87	359
Scoring margin	-9.7	-	11/12/18	at Saint Joseph's	L 63-78	2494
FIELD GOALS-ATT	486-1209	519-1183	11/15/18	vs West Virginia	L 53-71	3307
Field goal pct	.402	.439	11/16/18	vs Valparaiso	L 53-64	2830
3 POINT FG-ATT	106-375	233-603	11/18/18	vs Cal St. Fullerton	L 63-87	780
3-point FG pct	.283	.386	11/24/18	Princeton	L 57-60	2050
3-pt FG made per game	4.8	10.6	11/28/18	at Kentucky	L 44-90	18680
FREE THROWS-ATT	330-475	351-527	12/01/18	at Bucknell	L 43-65	2579
Free throw pct	.695	.666	12/05/18	at Hofstra	L 73-75	1547
F-Throws made per game	15.0	16.0	12/08/18	at Albany (NY)	L 63-82	1902
REBOUNDS	759	787	12/20/18	Yale	L 58-66	1747
Rebounds per game	34.5	35.8	12/31/18	at Penn	Wot 76-74	2364
Rebounding margin	-1.3	-	01/03/19	at Iona	L 84-103	1057
ASSISTS	239	314	01/05/19	Saint Peter's	W 61-44	2006
Assists per game	10.9	14.3	01/10/19	at Quinnipiac	Lot 83-89	916
TURNOVERS	333	338	01/12/19	Manhattan	W 65-49	1745
Turnovers per game	15.1	15.4	01/14/19	at Siena	Wot 63-60	5592
Turnover margin	+0.3	-	01/17/19	Fairfield	W 74-57	1722
Assist/turnover ratio	0.7	0.9	01/20/19	Iona	W 83-81	1739
STEALS	152	149	01/24/19	at Canisius	L 66-80	1221
Steals per game	6.9	6.8	01/26/19	at Niagara	L 48-75	956
BLOCKS	64	78				
Blocks per game	2.9	3.5				
WINNING STREAK	0	-				
Home win streak	4	-				
ATTENDANCE	13233	39667				
Home games-Avg/Game	7-1890	12-3306				
Neutral site-Avg/Game	-	3-2306				

Score by Periods	1st	2nd	OT	Totals
Monmouth	665	713	30	1408
Opponents	722	869	31	1622

# **Monmouth Combined Team Statistics (as of Jan 29, 2019)** **Conference games**

<b>RECORD:</b>	<b>OVERALL</b>	<b>HOME</b>	<b>AWAY</b>	<b>NEUTRAL</b>
ALL GAMES	5-4	4-0	1-4	0-0
CONFERENCE	5-4	4-0	1-4	0-0
NON-CONFERENCE	0-0	0-0	0-0	0-0

#	Player	gp-gs	min	avg	Total		3-Point		F-Throw		Rebounds								a	to	blk	stl	pts	avg
					fg-fga	fg%	3fg-fga	3fg%	ft-fa	ft%	off	def	tot	avg	pf	dq								
03	Hammond,Deion	9-9	247	27.4	45-103	.437	25-62	.403	24-28	.857	5	17	22	2.4	19	0	4	15	3	3	139	15.4		
00	Salnave,Ray	9-9	230	25.6	38-96	.396	9-32	.281	34-46	.739	2	28	30	3.3	22	1	27	25	3	10	119	13.2		
32	Quinn,Diago	9-8	226	25.1	37-71	.521	0-0	.000	30-46	.652	28	33	61	6.8	28	2	3	10	6	4	104	11.6		
05	Rutherford,Nick	9-0	247	27.4	19-44	.432	2-10	.200	12-19	.632	5	41	46	5.1	20	0	20	15	7	26	52	5.8		
25	Chaput,Samuel	9-0	161	17.9	15-37	.405	3-10	.300	10-14	.714	2	8	10	1.1	14	0	15	7	0	5	43	4.8		
04	Traore,Mustapha	9-9	201	22.3	17-35	.486	0-0	.000	8-13	.615	12	30	42	4.7	11	0	11	11	4	6	42	4.7		
24	Pillari,Louie	5-0	46	9.2	4-14	.286	1-7	.143	10-11	.909	2	1	3	0.6	1	0	2	3	0	0	19	3.8		
02	Martin,Melik	9-0	158	17.6	11-28	.393	2-7	.286	8-11	.727	3	18	21	2.3	21	1	12	17	4	4	32	3.6		
13	McClary,Marcus	9-9	139	15.4	8-20	.400	2-4	.500	5-6	.833	9	10	19	2.1	16	0	7	10	0	2	23	2.6		
11	Papas,George	8-0	57	7.1	6-16	.375	4-14	.286	2-3	.667	0	4	4	0.5	6	0	2	1	0	2	18	2.3		
44	Ibiezugbe,Sam	9-0	54	6.0	6-15	.400	0-0	.000	4-7	.571	7	11	18	2.0	8	0	0	0	1	1	16	1.8		
21	Rutty,Nikkei	9-1	76	8.4	5-8	.625	0-0	.000	4-13	.308	4	9	13	1.4	12	0	0	6	4	0	14	1.6		
10	Gross Jr.,Trevon	6-0	17	2.8	1-4	.250	1-1	1.000	0-2	.000	2	2	4	0.7	2	0	1	0	0	0	3	0.5		
15	James Jr.,Michael	5-0	7	1.4	1-3	.333	0-1	.000	0-0	.000	0	1	1	0.2	0	0	1	0	0	0	2	0.4		
14	Calloway Jr.,Dave	5-0	9	1.8	0-2	.000	0-2	.000	1-2	.500	0	1	1	0.2	2	0	0	0	0	0	1	0.2		
Team											13	12	25				6							
Total.....		9	1875		213-496	.429	49-150	.327	152-221	.688	94	226	320	35.6	182	4	105	126	32	63	627	69.7		
Opponents.....		9	1875		203-474	.428	100-249	.402	132-211	.626	84	227	311	34.6	189	-	124	145	28	58	638	70.9		

<b>TEAM STATISTICS</b>	<b>MON</b>	<b>OPP</b>	<b>Date</b>	<b>Opponent</b>	<b>Score</b>	<b>Att.</b>
SCORING	627	638	* 01/03/19	at Iona College	L 84-103	1057
Points per game	69.7	70.9	* 01/05/19	SAINT PETER'S	W 61-44	2006
Scoring margin	-1.2	-	* 01/10/19	at Quinnipiac	Lo2 83-89	916
FIELD GOALS-ATT	213-496	203-474	* 01/12/19	MANHATTAN	W 65-49	1745
Field goal pct	.429	.428	* 1/14/19	at Siena	Wot 63-60	5592
3 POINT FG-ATT	49-150	100-249	* 01/17/19	FAIRFIELD	W 74-57	1722
3-point FG pct	.327	.402	* 01/20/19	IONA	W 83-81	1739
3-pt FG made per game	5.4	11.1	* 01/24/19	at Canisius	L 66-80	1221
FREE THROWS-ATT	152-221	132-211	* 1/26/19	at Niagara University	L 48-75	956
Free throw pct	.688	.626	* = Conference game			
F-Throws made per game	16.9	14.7				
REBOUNDS	320	311				
Rebounds per game	35.6	34.6				
Rebounding margin	+1.0	-				
ASSISTS	105	124				
Assists per game	11.7	13.8				
TURNOVERS	126	145				
Turnovers per game	14.0	16.1				
Turnover margin	+2.1	-				
Assist/turnover ratio	0.8	0.9				
STEALS	63	58				
Steals per game	7.0	6.4				
BLOCKS	32	28				
Blocks per game	3.6	3.1				
ATTENDANCE	7212	9742				
Home games-Avg/Game	4-1803	5-1948				
Neutral site-Avg/Game	-	0-0				

<b>Score by Periods</b>	<b>1st</b>	<b>2nd</b>	<b>OT</b>	<b>OT2</b>	<b>Totals</b>
Monmouth	287	319	12	9	627
Opponents	272	342	9	15	638