



# 2017-18 @MONMOUTHBBALL GAME NOTES

Monmouth University Athletics Communications // 400 Cedar Ave. West Long Branch, NJ 07764  
Men's Basketball Contact // Gary Kowal // gkowal@monmouth.edu // 732-263-5557 // #FlyHawks

## SCHEDULE & RESULTS

Date	Opponent	Time/Result
<b>November (3-4)</b>		
Fri. 10	<b>BUCKNELL</b>	W, 79-78
Sun. 12	at Seton Hall <sup>^</sup>	L, 65-75
Tue. 14	at Lehigh	W, 80-72
Sun. 19	at Virginia <sup>^</sup>	L, 53-73
Wed. 22	at UNC Asheville <sup>^</sup>	L, 51-62
Sat. 25	<b>PENN</b>	L, 96-101 (4OT)
Mon. 27	<b>ALBANY</b>	W, 81-73
<b>December (1-6)</b>		
Sat. 2	at UConn	L, 81-84 (OT)
Wed. 6	<b>HOFSTRA</b>	L, 84-85
Sat. 9	vs. Kentucky (at MSG)	L, 76-93
Tue. 12	at Princeton	L, 58-69
Fri. 22	at Yale	W, 85-64
Thu. 28	at Quinnipiac*	L, 76-78
Sun. 31	at Saint Peter's*	L, 64-77
<b>January (1-3)</b>		
Fri. 5	<b>MANHATTAN*</b>	W, 77-66
Fri. 12	at Niagara*	L, 77-78
Sun. 14	at Canisius*	L, 79-94
Fri. 19	<b>IONA*</b>	L, 73-76
Thu. 25	<b>SIENA*</b>	7:00 PM
Sat. 27	vs. Marist* (at Nassau Coliseum)	4:00 PM
Mon. 29	at Rider*	7:00 PM
<b>February</b>		
Fri. 2	<b>FAIRFIELD*</b>	7:00 PM
Sun. 4	<b>NIAGARA*</b>	2:00 PM
Thu. 8	at Iona*	7:00 PM
Sat. 10	at Manhattan*	7:00 PM
Tue. 13	<b>SAINT PETER'S*</b>	7:00 PM
Fri. 16	<b>CANISIUS*</b>	7:00 PM
Sun. 18	at Siena*	2:00 PM
Thu. 22	<b>RIDER*</b>	7:00 PM
Sat. 24	at Fairfield*	1:00 PM
<b>March</b>		
<b>2018 MAAC Tournament (1-5)</b>		

Home Games is **BOLD CAPS**

\*-Metro Atlantic Athletic Conference games

<sup>^</sup>-Preseason National Invitation Tournament (NIT)

## ATHLETIC COMMUNICATIONS

Assistant AD/Communications & New Media/  
Men's Basketball Contact: Gary Kowal  
Kowal phone: 732-263-5557  
Kowal email: gkowal@monmouth.edu  
Press Row Phone: 732-571-3677  
Athletics Website: MonmouthHawks.com

## GAME NINETEEN

7:00PM // JANUARY 25, 2018 // OCEANFIRST BANK CENTER



### SIENA SAINTS

Head Coach: Jimmy Patsos (5th season at Siena)  
Record at Siena: 75-83 // Career Record: 220-218  
Saints Record: 6-15 (2-6 MAAC)

VS



### MONMOUTH HAWKS

Head Coach: King Rice (7th season at Monmouth)  
Record at Monmouth: 111-105 // Career Record: 111-105  
Hawks Record: 5-13 (1-5 MAAC)

## MEDIA COVERAGE



TV // ESPN3 // WatchESPN  
PxP // Eddy Occhipinti  
Analyst // Matt Harmon  
Sideline // Suzi Mellano



Radio // WMCX 88.9FM

## HAWKS QUICK NOTES

### LAST GAME: STARTERS

POS. #	NAME	CLASS	Ht.	Wt.	NOTES
G 23	Austin Tilghman	Sr.	6'1"	230	2nd triple-double in Monmouth history at Yale
G 3	Deion Hammond	Fr.	6'4"	200	MAAC Rookie of the Week after 17 pts. vs. MC
G 0	Ray Salnave	R-Fr.	6'3"	205	Career-high 18 points in win over Albany
F 4	Mustapha Traore	R-So.	6'8"	210	First career double-double at Yale (10p, 10r)
C 32	Diago Quinn	Jr.	6'9"	255	First career double-double at Niagara

### LAST GAME: OFF THE BENCH

F 1	Pierre Sarr	Jr.	6'5"	195	Season-high 9 points, 9 rebounds vs. Manhattan
F 2	Melik Martin	Fr.	6'6"	200	Played 50 of 60 minutes vs. Penn
G 5	Nick Rutherford	Jr.	6'3"	185	Transfer from FAU; will redshirt this season
G 10	Micah Seaborn	R-Jr.	6'5"	195	Became 4th fastest player in MU history to 1,000 pts.
G 11	George Papas	Fr.	6'5"	175	Backup PG, made first career start vs. Hofstra
G 13	Marcus McClary	Fr.	6'3"	195	Career-best seven points at Saint Peter's
G 15	Dan Pillari	Sr.	5'10"	170	One of two true seniors on the roster
G 24	Louie Pillari	R-So.	6'6"	200	Career-bests in points (23), FGM (9), and 3PTFG (5) at Yale
C 33	Zac Tillman	5-Sr.	6'10"	280	Scored in doubles in three straight games earlier this year
C 44	Sam Ibiezugbe	So.	6'11"	255	Career-high 8 points on 4-5 FG vs. UVA & UK

## FOLLOW MONMOUTH BASKETBALL

FACEBOOK // **MONMOUTH BASKETBALL**

TWITTER // **@MONMOUTHBBALL**

INSTAGRAM // **@MONMOUTHMENSBBALL**

SNAPCHAT // **@MUHAWKS**

# MORE ON TONIGHT'S MATCHUP

## SCOUTING THE SAINTS

Siena has lost three of its last four, and overall have six wins this year, two in MAAC play. Roman Penn and Prince Oduro are atop the team in scoring at over nine points per game, while the pair are just behind Evan Fisher for the team high in rebounding.

## HEAD COACH JIMMY PATSOS

In his fifth season with the Saints, and his 14th overall as a collegiate head coach, Jimmy Patsos has 220 wins to his credit. Patsos' prior nine seasons were spent at Loyola, where he won the 2012 MAAC Tournament.

## HAWKS AT HOME

Monmouth is 3-3 at the OceanFirst Bank Center this season, and the losses have come by a combined nine points, including one in the closing seconds and another in four overtimes.

## SIENA AWAY FROM HOME

Siena is just 1-10 in true road games this season, and 0-4 in MAAC contests away from Albany. Their lone win came in a non-league game at Bryant on December 17.

## SERIES HISTORY

Date	Location	Winner	Score
1979	N/A	Siena	84-92
12/02/03	Albany, NY	Monmouth	89-76
01/02/05	West Long Branch, NJ	Siena	59-60
01/02/14	West Long Branch, NJ	Monmouth	63-59
03/02/14	Albany, NY	Siena	54-70
02/14/15	Albany, NY	Monmouth	83-64
03/01/15	West Long Branch, NJ	Monmouth	63-57
01/18/16	West Long Branch, NJ	Monmouth	85-69
02/01/16	Albany, NY	Monmouth	93-87
02/13/17	Albany, NY	Monmouth	102-82
02/24/17	West Long Branch, NJ	Monmouth	77-73
03/05/17	Albany, NY <sup>^</sup>	Siena	89-85

<sup>^</sup> - MAAC semifinal at Times Union Center

## ALL-TIME SERIES

MONMOUTH LEADS 8-4

LAST MEETING: SC 89, MU 85 3/5/17

Monmouth leads the all-time series against Siena 8-4, and are 7-2 since joining the MAAC in 2013. MU has won six of seven over Siena.

## LAST TIME OUT

Iona 76, Monmouth 73

January 19, 2018

Monmouth battled back in the second half to lead in a game that featured nine lead changes, but were ultimately topped by Iona in the closing seconds in West Long Branch on Friday night. MU put three in double figures and led with 32 seconds to play before the Gaels scored the final four points of the night to pick up a road win. Melik Martin hit a three from in front of his own bench at the 3:05 mark to put the Hawks up one, and after Iona tied it with 2:00 to play as Roland Griffin split a pair from the line, Martin converted a three-point play from the baseline late in the shot clock with 1:30 to go. Griffin cut it to one, and Iona rebounded a miss to allow EJ Crawford to put them up with 32 seconds remaining. Micah Seaborn's jumper for the lead was off the mark, and after TK Edogi made it a three-point game from the stripe, Austin Tilghman saw his game-tying triple rim out as time expired. Down eight to start the half, MU immediately cut into the lead and were able to get even on Deion Hammond's wing three at 13:45. Iona regained the lead, only to see Micah Seaborn drill a long three to put the Hawks back on top. Monmouth's second half lead was never more than three, but the Blue and White led into the closing minutes before Iona came out on top. A back-and-forth first few minutes saw Iona go up five, only to have Ray Salvane score seven in a row to put the Hawks back up. Iona used a 19-6 run to take their largest lead of the game at 13, 42-29 with 53 seconds left in the opening half, but Salvane scored, plus the foul and then stole the ball and laid it in as time expired to trim the deficit to eight at the break.

### NOTES

- Ray Salvane netted 16 first-half points, two shy of a career-high to lead Monmouth.
- Salvane scored seven points in 35 seconds, and later scored five points in six seconds to end the half.
- Melik Martin scored 12 points, all in the second half, to come one point shy of a career best. It was Martin's second career game in double digits.
- Deion Hammond netted his 10th game of 10 or more points this season, finishing with 13 on 4-of-7 shooting.
- Austin Tilghman led Monmouth in rebounds with nine and assists with eight, marking the second game in a row and fourth time overall he has had nine or more boards this year.

## 17-18 MAAC STANDINGS

Team	Overall	MAAC
1. Canisius	13-8	7-1
2. Rider	14-7	7-2
3. Iona	12-8	6-2
4. Niagara	12-9	5-3
5. Manhattan	10-10	5-3
6. Quinnipiac	7-13	4-4
7. Marist	4-15	2-5
8. Saint Peter's	8-11	2-6
9. Fairfield	7-12	2-6
10. Siena	6-15	2-6
<b>11. Monmouth</b>	<b>5-13</b>	<b>1-5</b>

\*-as of 1/23

# 2017-18 MONMOUTH ROSTER

## NUMERICAL

No.	Name	Class	Position	Height	Weight	Hometown/High School [Last School]
0	Ray Salnave	R-Fr.	G	6-3	205	Elmont, NY/Benjamin N. Cardozo
1	Pierre Sarr	Jr.	F	6-8	195	Dakar, Senegal/Roselle Catholic
2	Melik Martin	Fr.	F	6-6	200	York, PA/York Catholic
3	Deion Hammond	Fr.	G	6-4	200	Mitchellville, MD/Riverdale Baptist School
4	Mustapha Traore	R-So.	F	6-8	210	Philadelphia, PA/The Phelps School
5	Nick Rutherford	Jr.	G	6-3	185	Indianapolis, IN/Allen
10	Micah Seaborn	R-Jr.	G	6-5	195	Fort Worth, TX/Prime Prep
11	George Papas	Fr.	G	6-5	175	Jersey City, NJ/Union Catholic
13	Marcus McClary	Fr.	G	6-3	195	Linden, NJ/The Patrick School
15	Daniel Pillari	Sr.	G	5-10	170	Oceanport, NJ/Shore Regional
23	Austin Tilghman	Sr.	G	6-1	230	Wilmington, DE/Archbishop Carroll [PA]
24	Louie Pillari	R-So.	G	6-6	200	Tinton Falls, NJ/Christian Brothers Academy
32	Diago Quinn	Jr.	C	6-10	255	New York, NY/Lake Forest Academy [IL]
33	Zac Tillman	5-Sr.	C	6-10	280	Yeadon, PA/Shipleigh School
44	Sam Ibiezugbe	So.	C	6-10	245	Simsbury, CT/The Masters School

## ALPHABETICAL

No.	Name	Class	Position	Height	Weight	Hometown/High School [Last School]
3	Deion Hammond	Fr.	G	6-4	200	Mitchellville, MD/Riverdale Baptist School
44	Sam Ibiezugbe	So.	C	6-11	245	Simsbury, CT/The Masters School
2	Melik Martin	Fr.	F	6-6	200	York, PA/York Catholic
13	Marcus McClary	Fr.	G	6-3	195	Linden, NJ/The Patrick School
15	Daniel Pillari	Sr.	G	5-10	170	Oceanport, NJ/Shore Regional
24	Louie Pillari	R-So.	G	6-6	200	Tinton Falls, NJ/Christian Brothers Academy
11	George Papas	Fr.	G	6-5	175	Jersey City, NJ/Union Catholic
32	Diago Quinn	Jr.	C	6-10	255	New York, NY/Lake Forest Academy [IL]
5	Nick Rutherford	Jr.	G	6-3	185	Indianapolis, IN/Allen
0	Ray Salnave	R-Fr.	G	6-3	205	Elmont, NY/Benjamin N. Cardozo
1	Pierre Sarr	Jr.	F	6-8	195	Dakar, Senegal/Roselle Catholic
10	Micah Seaborn	R-Jr.	G	6-5	195	Fort Worth, TX/Prime Prep
23	Austin Tilghman	Sr.	G	6-1	225	Wilmington, DE/Archbishop Carroll [PA]
33	Zac Tillman	5-Sr.	C	6-10	280	Yeadon, PA/Shipleigh School
4	Mustapha Traore	R-So.	F	6-8	210	Philadelphia, PA/The Phelps School

## PRONUNCIATION GUIDE

#0 Ray Salnave	Sal-nayve
#4 Mustapha Traore	Tray-or
#11 George Papas	Pap-iss
#15 Daniel Pillari/#24 Louie Pillari	Pill-are-ee
#23 Austin Tilghman	Tillman
#32 Diago Quinn	Said like "Diego"
#44 Sam Ibiezugbe	Ibiza-bay

**Head Coach:** King Rice (North Carolina, 1992) - 7th season at Monmouth

**Assistant Coaches:** Rick Callahan (Salem College, 1980) - 7th season at Monmouth, Duane Woodward (Boston College, 1998) - 4th season at Monmouth, Jamal Meeks (Indiana, 1992) - 3rd season at Monmouth

**Director of Operations:** Anthony Molisso (East Carolina, 2015) - 1st season at Monmouth

**Special Assistant to the Head Coach:** Brian Stafman (Syracuse, 2012) - 1st season at Monmouth

**Athletic Trainer:** Vanessa Sweeney, A.T.C.

## 2017-18 Monmouth Basketball Roster Breakdown

### By Class

**Seniors (3):** D. Pillari, Tilghman, Tillman

**Juniors (4):** Quinn, Rutherford, Sarr, Seaborn

**Sophomores (3):** Ibiezugbe, L. Pillari, Traore

**Freshmen (5):** Hammond, Martin, McClary, Papas, Salnave

### By Location

**New Jersey (4):** McClary, Papas, D. Pillari, L. Pillari

**Pennsylvania (3):** Martin, Tillman, Traore

**New York (2):** Quinn, Salnave

**Delaware (1):** Tilghman

**Senegal (1):** Sarr

**Connecticut (1):** Ibiezugbe

**Texas (1):** Seaborn

**Maryland (1):** Hammond

**Indiana (1):** Rutherford


### By Position

**Guard (9):** Hammond, McClary, Papas, D. Pillari, L. Pillari, Rutherford, Salnave, Seaborn, Tilghman

**Forward (4):** Martin, Quinn, Sarr, Traore

**Center (2):** Ibiezugbe, Tillman

# 2017-18 BROADCAST SPOT CHART



**0**

**Ray Salnave**  
R-Fr., G, 6-3, 205  
Elmont, NY



**1**

**Pierre Sarr Jr.**, F, 6-8, 195  
Dakar, Senegal



**2**

**Melik Martin**  
Fr., F, 6-6, 200  
York, PA



**3**

**Deion Hammond**  
Fr., G, 6-4, 200  
Mitchellville, MD




**4**

**Mustapha Traore**  
R-So., F, 6-8, 210  
Fort Worth, TX



**5**

**Nick Rutherford Jr.**, G, 6-3, 185  
Indianapolis, IN



**10**

**Micah Seaborn**  
R-Jr., G, 6-5, 195  
Fort Worth, TX



**11**

**George Papas**  
Fr., G, 6-5, 175  
Jersey City, NJ



**13**

**Marcus McClary**  
Fr., G, 6-3, 195  
Linden, NJ



**15**

**Dan Pillari**  
Sr., G, 5-10, 170  
Oceanport, NJ



**23**

**Austin Tilghman**  
Sr., G, 6-1, 230  
Tinton Falls, NJ



**24**

**Louie Pillari**  
R-So., G, 6-6, 200  
Glenville, NY



**32**

**Diago Quinn Jr.**, C, 6-9, 255  
New York City, NY



**33**

**Zac Tillman**  
5-Sr., C, 6-10, 280  
Yeadon, PA



**44**

**Sam Ibiezugbe**  
So., C, 6-11, 245  
Simsbury, CT

## 2017-18 COACHING STAFF



**King Rice**  
Head Coach  
Seventh Season  
North Carolina, 1992



**Rick Callahan**  
Assistant Coach  
Seventh Season  
Salem College, 1980



**Duane Woodward**  
Assistant Coach  
Fourth Season  
Boston College, 1998



**Jamal Meeks**  
Assistant Coach  
Third Season  
Indiana, 1992



**Anthony Molisso**  
Director of Operations  
First Season  
East Carolina, 2015



**Brian Stafman**  
Special Asst. to Head Coach  
First Season  
Syracuse, 2012

# MONMOUTH NOTES

## IN MAAC PLAY

- Six players are shooting over 51% from the field (Tilghman, Quinn, Salnave, Tillman, Sarr, Ibiezugbe).
- Austin Tilghman is the only Hawk averaging over 23 minutes per game, playing 33.5 minutes per contest.
- King Rice has used two starting lineups, with just one change; Ray Salnave replaced Micah Seaborn in the last four games after Seaborn was injured at Saint Peter's on 12/31.
- Monmouth is outshooting opponents 47.7% to 43.4%.

## WELCOME BACK, 10

Micah Seaborn returned off an injury against Iona last time out, having missed the prior three games. Seaborn was 3-for-5 from three-point range, finishing with nine points and five rebounds in 21 minutes. Seaborn has now missed six games this year, and leads MU in scoring to this point.

## BIG DAY FOR RAY

Ray Salnave scored 16 points in the first half vs. Iona, two shy of a career-high. He was able to score quickly, once scoring seven points in 35 seconds before netting five points in six seconds to end the half. Each of those stretches included an and-one opportunity, including a four-point play in the first half.

## THE SENIOR POINT GUARD

Austin Tilghman is now the only player in the MAAC averaging double digits in scoring as well as over five rebounds and five assists per game. He is averaging 10+ points per contest for the first time in his career, scoring at 10.5 points per game after putting in a career-high 22 points at Canisius. He was 8-for-10 shooting against the Golden Griffins, and snagged nine rebounds, one shy of a double-double. His 93 assists lead the team, as do his 585 minutes played. Tilghman has been on the floor at least 31 minutes in 12 games this season, including four in a row and eight of the last nine contests.

## QUINN WORKING INSIDE

Diago Quinn put together three consecutive strong performances prior to the Iona game, having scored in double figures in three games in a row for the first time in his career. On the Buffalo trip, Quinn was effective posting the first double-double of his career at Niagara. His 14 rebounds vs. the Purple Eagles is tied for the most for a Hawk this season (Tilghman at Yale, 12/22) and second most of his career (2/28/16, 16 boards vs. Niagara). He netted 15 points against Canisius on 4-7 shooting, also collecting five boards. Previously, he erupted for a career-high 19 points on 6-7 shooting and 7-8 from the foul line against Manhattan, also grabbing six rebounds. He has worked into double digits seven times this year, and is the only Hawk to start every game.

## LOUIE HEATS UP IN WESTERN NY

Louie Pillari averaged 18.5 points per game on the Western New York swing, scoring 18 points against Canisius after putting home 19 at Niagara. He was nearly perfect at Canisius, shooting 6-for-7 and 4-of-5 from deep, along with making both of his foul shots. For the weekend, Pillari shot 52.4% from the floor and 57.1% from beyond the arc, as well as a perfect 7-for-7 from the foul line.

## BACK TO THE 732

Monmouth has had success at the OceanFirst Bank Center this season, winning three times with victories over Bucknell, Albany and Manhattan. Of the three losses, one came in the closing seconds vs. Hofstra and the other was a four-overtime defeat to Penn before falling in the final minute to Iona. Micah Seaborn is averaging 16.5 points per game at home and shooting 50% from the field and 62.5% from three, while Austin Tilghman, Ray Salnave and Deion Hammond all score in double digits in West Long Branch. Diago Quinn is scoring at 9.7 points per game in his home arena, and Zac Tillman scores at 7.3 points per night. After playing 12 of the first 17 games away from home, Monmouth returns home for four of six, with a neutral site game in between on January 27 when the Hawks take on Marist as part of a tripleheader at the Nassau Coliseum on Long Island.

## AWARDED BY THE MAAC

Two Hawks have earned MAAC weekly awards this season, with Austin Tilghman being named MAAC Player of the Week after totaling a triple-double vs. Yale and Deion Hammond earning MAAC Rookie of the Week after a big night vs. Manhattan. Hammond scored 17 points, two shy of a career best, on 5-for-9 shooting, including three from deep. He was 4-of-5 from the foul line and contributed four rebounds in 26 minutes vs. the Jaspers. The Mitchellville, MD native drilled a wing three to cap a 17-0 Monmouth run after the Hawks trailed by two, and later put MU up 16 with a three, forcing a Manhattan timeout with 4:06 remaining. Hammond was Monmouth's first Rookie of the Week since Micah Seaborn on February 22, 2016. He was the first true freshman to win the award since Josh James on December 2, 2013. Tilghman netted 11 points, 15 assists and 14 rebounds at Yale, the second triple-double in Monmouth history. He was the first Hawk of the season to earn a weekly honor.

# MONMOUTH NOTES

## **TILLMAN POSTING UP**

Zac Tillman came a basket shy of a career high with 14 points at Niagara, his fourth double digit game of the season, and one rebound shy of a career best with seven. The fifth year senior set a career mark with six made free throws in the game, finishing 4-8 from the field in 19 minutes.

## **SARR'S STARTS 2018 RIGHT**

Pierre Sarr went for seven points and seven rebounds against Niagara, one game after he broke out for nine points and nine rebounds, one shy in each category from his first double-double, against Manhattan. Sarr hit 4-5 from the floor and hit an important shot at the end of the half vs. the Jaspers, darting in to steal the ball and scoring near the end of the period. The nine points and rebounds were both season highs for Sarr.

## **HIT THE GLASS**

Monmouth posted its second highest rebounding total vs. Niagara with 45 boards, and tied a season best with 16 offensive rebounds (Kentucky, 12/9). Three Hawks had seven rebounds or more in the game.

## **MU REBOUNDING THE BALL DEFENSIVELY**

The Blue and White lead the MAAC in defensive rebounds per game with an average of 27.6 per game, more than a full defensive rebound more than Marist in second. Austin Tilghman's 84 defensive boards lead the team and are fifth in the MAAC, averaging 4.8 defensive caroms per contest. Leading the MU bigs on the defensive glass is Mustapha Traore with 51.

## **MOVING UP THE CHARTS**

Micah Seaborn is now 19th all-time in scoring, 1 point behind Kevin Owens in 18th. Austin Tilghman is also in the top-20 in career assists with 230, just having passed Marquas Alston to move into 14th. He is 27 assists shy of Jason Krayl.

## **TILGHMAN POSTS A TRIPLE-DOUBLE**

Monmouth guard Austin Tilghman posted the second triple-double in program history at Yale, scoring 11 points to go along with 15 assists and 14 rebounds. He is the first guard in school history to post a triple-double, joining former center John Bunch as the only Hawks to accomplish the feat. Bunch went for 11 points, 11 rebounds and 10 blocks against St. Francis (NY) on 2/3/07 at Boylan Gym. 11 other players have posted a triple-double across the nation this year, including Canisius' Isaiah Reese. Tilghman was named MAAC Player of the Week after his triple-double at Yale, his first career Player of the Week honor and the first MAAC award given to a Hawk this season.

## **MIXING UP THE STARTING FIVE**

MU has seen nine different starting lineups in the first 18 games of the season, with 10 different players earning a spot on the floor to start a game to this point. On Monmouth's roster, 11 players have earned a start at some point in their career, 10 of them this season in addition to Zac Tillman, who has totaled 67 starts in his Monmouth career. George Papas picked up his first career start against Hofstra. Only three players on the roster have never started a game in the Blue and White (D. Pillari, Ibiezugbe, Martin).

## **BENCH SCORING**

Monmouth has outscored their opponents off the bench in 15 of 18 games to this point of the season, including a 39-7 count at Seton Hall. MU also has seen a freshmen work into double figures after not starting in 11 of the first 16 games this year, with Deion Hammond doing so as well as Ray Salnave scoring 10 points at Lehigh. George Papas was just shy of that count with nine at UNC Asheville before hitting for 16 against Penn.

## **SPREADING THE PRODUCTION**

Monmouth has seen production spread across multiple players to this point in the season, evidenced by the fact that six players have led MU in scoring in a game (Seaborn, Hammond, Quinn, L. Pillari, Tilghman, Salnave). In the rebounding category, seven different players have snagged a game-high in caroms (Seaborn, Tillman, Sarr, Quinn, Traore, Tilghman, Papas). Four of five of MU's double-digit rebounds efforts have come from a guard, with Seaborn grabbing 10 against Bucknell and Tilghman collecting 12 vs. Penn and 14 at Yale. Quinn had 14 boards at Niagara.

## **MONMOUTH VS. SIENA HISTORY**

- Monmouth has won six of their last seven games against the Saints.
- Monmouth is 8-4 all-time vs. Siena.
- The Hawks are 7-2 vs. Siena since joining the MAAC in 2013.
- Monmouth took seven in a row from Siena between 2/14/15 and 2/24/17.
- Siena topped Monmouth 89-85 in the MAAC Tournament semifinals last year.
- Monmouth has lost to Siena just once in regular season play since joining the MAAC.
- MU has swept Siena in the regular season three years in a row.
- MU has not lost to Siena at home since January 2, 2005.
- The Hawks and Sants first met in 1979, a 92-84 Siena victory.

# HEAD COACH KING RICE • North Carolina, 1992 • 7th Season • 111-105 Overall • MAAC: 54-32



King Rice enters his seventh season on the Monmouth sideline in 2017-18, coming off a 55-15 record across the last two seasons and back-to-back MAAC Coach of the Year honors. Rice comes off a MAAC record 18 league triumphs and set school records in regular season wins with 26 and consecutive victories with 17.

With his second straight conference Coach of the Year honor, Rice became just the third coach in MAAC history to repeat and the second to do it outright, joining former Iona coach Tim Welsh and ex-LaSalle head man Speedy Morris. Rice secured a second consecutive regular season title and the top seed in the MAAC Tournament, coaching the Hawks to a National Invitation Tournament for the second time. He also earned his second straight NABC District I Coach of the Year accolade, the first MU coach to do so.

Rice mentored Justin Robinson to a second straight MAAC Player of the Year and third All-MAAC First Team, as well as being named the Lou Henson National Mid-Major Player of the Year. Robinson graduated as the school's all-time leading scorer at the Division I level and became the second 2,000-point scorer in MU history.

He also coached his second MAAC Sixth Man of the Year in three years in guard Austin Tilghman, and a second straight all-league selection for Micah Seaborn, who was named First Team. MU won 17 straight games, including 16 straight to end the regular season, not losing after January 2. He secured a comeback win at Memphis in December, as well as a win over eventual Ivy champion Princeton at home.

In seven years in West Long Branch, Rice has now graduated 21 of 21 seniors after seven completed their degrees in May 2017. Following the season, Monmouth men's basketball was one of 44 programs recognized across the nation in men's hoops for its multiyear Academic Progress Rate (APR) and received the NCAA's APR Public Recognition Award. Monmouth was the only school in the Metro Atlantic Athletic Conference as well as one of just three teams in the state of New Jersey. Rice's team has earned this recognition in back-to-back seasons.

In 2015-16, leading the Hawks to a program best 28 wins and a top seed in the National Invitation Tournament, as well as wins over five high-major programs. He coached the Hawks to the MAAC regular season title with a 17-3 league mark, collecting MAAC Coach of the Year honors in addition to being named John McLendon National Coach of the Year. Rice picked up ECAC and NABC District I Coach of the Year accolades as well, while being named a finalist for the Ben Jobe Award.

Rice posted 17 league victories, including an 11-2 mark at home and a nation-leading 13 road tallies and 17 wins away from home, including neutral site wins. He secured Monmouth's first regular season title in 11 years and the top seed in the conference tournament while knocking off the program's first-ever ranked opponent in No. 17 Notre Dame on Thanksgiving night as well as wins at UCLA, Georgetown and Rutgers and a neutral site victory over Southern California. The Blue and White also notched its first national postseason win since 2006 and the first ever at home, topping Bucknell in the opening round of the NIT.

In his fifth season in West Long Branch, Rice mentored MAAC Player of the Year Justin Robinson and league Rookie of the Year Micah Seaborn, both of whom were all-conference selections along with senior Deon Jones. Robinson earned multiple national awards while setting the single-season scoring record under Rice's tutelage.

Rice, who was named a finalist for the 2015 Ben Jobe National Coach of the Year Award, led the Hawks to an 18-15 overall record in 2014-15 and a 13-7 mark in Metro Atlantic Athletic Conference action, which resulted in the No. 4 seed in the league postseason. The Hawks, who advanced to the conference semifinals in just their second season in the league, put a pair of guards on all-conference teams and held 26 of their opponents to 70 points or less.

Rice was named the head men's basketball coach at Monmouth University on March 30, 2011, and became the fifth head coach in the history of the Monmouth men's basketball program.

A native of Binghamton, N.Y. and a 1992 graduate of North Carolina, Rice had 13 seasons of experience in the collegiate coaching ranks, 10 of which came with current Pittsburgh head coach Kevin Stallings. For the previous five seasons before joining the Hawks, Rice was an assistant coach at Vanderbilt under Stallings, where the Commodores made the NCAA Tournament four of those years out of the Southeastern Conference.

Rice served as an assistant to Stallings for five seasons at Illinois State from 1994-98, helping the Redbirds advance to postseason play four times, including two appearances in the NCAA Tournament. Rice helped spearhead recruiting efforts and was noted for his solid relationships with players.

Prior to his stint in Normal, Ill., Rice began his coaching career as an assistant on Jerry Green's Oregon staff during the 1993 campaign. Following his five seasons with Stallings at Illinois State, Rice was an assistant for two years (1999-2000) at Providence under Tim Welsh.

As a point guard at North Carolina from 1988-91, Rice played for legendary coach Dean Smith, helping the Tar Heels to a 29-6 overall mark and appearance at the 1991 NCAA Final Four. He finished his career ranked third on the Tar Heels' all-time assist list with 629, and that mark ranks 11th all-time in Atlantic Coast Conference annals. Rice, who was a team captain in 1990-91 alongside Pete Chilcutt and Rick Fox, earned North Carolina's Carmichael-Cobb Award (team's outstanding defensive player) as a junior, and as a senior was tabbed the Foy Roberson Award recipient as the team's Most Inspirational Player.

Rice, who played in 140 career games for the Tar Heels and once had 13 assists in a single-game versus Kentucky, earned his bachelor's degree in communications from North Carolina in 1992.

Rice also served as head coach of the Bahamian National team for three seasons from 2001-2004.

## PROFESSIONAL COACHING EXPERIENCE

2011-Present: Head Coach, Monmouth University (West Long Branch, N.J.)

2006-2011: Assistant Coach, Vanderbilt University (Nashville, Tenn.)

2001-2004: Head Coach, Bahamian National Team

1999-2000: Assistant Coach, Providence College (Providence, R.I.)

1993-1998: Assistant Coach, Illinois State University (Normal, Ill.)

1992-1993: Assistant Coach, University of Oregon (Eugene, Ore.)

## NCAA POSTSEASON APPEARANCES

### As an assistant coach (8):

NCAA (Illinois State 1997, 1998, Vanderbilt 2007, 2008, 2010, 2011)

NIT (Illinois State 1995, 1996)

### As a player (4):

NCAA Tournament Sweet 16 (North Carolina 1988, 1989, 1990, 1991 [Final Four])

ACC Tournament Championship Teams (1989, 1991)

### As a head coach (2):

NIT (Monmouth, 2016, 2017)

## Rice Year-by-Year

Year	Overall	Conf.	Notes
2011-12	12-20	10-8	NEC Tournament
2012-13	10-21	5-13	
2013-14	11-21	5-15	MAAC Tournament
2014-15	18-15	13-7	MAAC Tournament semis
2015-16	28-8	17-3	MAAC Reg. Season title
2016-17	27-7	18-2	MAAC Reg. Season title
2017-18	5-13	1-5	
Career Record: 111-105 (7th season)			
Career MAAC Record: 54-32 (5th season)			

## Rice All-Time Opponents

Albany	1-1
Army West Point	1-1
Bethune-Cookman	1-0
Binghamton	2-0
Brown	0-1
Bryant	1-1
Bucknell	2-0
Canisius	7-3
Central Connecticut	2-1
Cornell	2-0
Dayton	0-1
Drexel	2-0
Fairfield	8-1
Fairleigh Dickinson	4-0
Fordham	2-2
George Mason	0-1
George Washington	0-1
Georgetown	1-0
Georgia State	0-1
Harvard	0-1
Hofstra	2-1
Holy Cross	1-0
Iona	4-7
Kentucky	0-1
Lafayette	1-1
Lehigh	1-0
LIU Brooklyn	1-3
Manhattan	4-5
Marist	6-2
Maryland	0-2
Memphis	1-0
Mississippi Valley State	1-0
Mount St. Mary's	2-2
Navy	1-1
Niagara	9-1
North Carolina	0-2
North Carolina A&T	1-0
Notre Dame	1-1
Ole Miss	0-1
Penn	1-1
Penn State	0-1
Princeton	1-1
Quinnipiac	4-7
Rider	5-7
Robert Morris	0-5
Rutgers	1-2
Sacred Heart	1-1
Saint Francis	2-2
Saint Peter's	4-5
Seton Hall	0-2
Siena	7-2
SMU	0-1
South Alabama	1-0
South Carolina	0-1
South Carolina State	1-0
St. Francis Brooklyn	4-2
St. John's	0-1
Syracuse	0-2
Tennessee State	1-0
Towson	0-1
UCLA	1-0
UConn	0-1
UNC Asheville	0-1
USC	1-1
Vanderbilt	0-1
Villanova	0-2
Virginia	0-1
Virginia Tech	0-1
Wagner	3-5
West Virginia	0-1
Yale	1-0
<b>ALL-TIME</b>	<b>111-105</b>

# MONMOUTH HIGHS AND LOWS

		Monmouth	Opponents
<b>Points 1st Half</b>	High Low	45 at Canisius, (1/14/18) 21 at Virginia (11/19/17)	54, Kentucky (12/9/17) 28, twice; last Yale (12/22/17)
<b>Points 2nd Half</b>	High Low	52 vs. Albany (11/27/17) 24 at UNC Asheville (11/22/17)	55, Hofstra (12/6/17) 19, Penn (11/25/17)
<b>Total Points</b>	High Low	96 vs. Penn (11/25/17) 51 at UNC Asheville (11/22/17)	101, Penn (11/25/17) 62, UNC Asheville (11/22/17)
<b>FG Made</b>	High Low	34 vs. Hofstra (12/6/17) 16 at Virginia (11/19/17)	31, Kentucky (12/9/17) 21, three times; last Saint Peter's (12/31/17)
<b>FG Attempted</b>	High Low	74 vs. Penn (11/25/17) 43 at Seton Hall (11/12/17)	77, Penn (11/25/17) 50, Virginia (11/19/17)
<b>FG Percentage</b>	High Low	58.6 vs. Hofstra (12/6/17) 32.7 at Virginia (11/22/17)	53.4, Kentucky (12/9/17) 35.6, UNC Asheville (11/22/17)
<b>3-Pt. FG Made</b>	High Low	10, twice; last at Yale (12/22/17) 4, twice; last vs. Manhattan (1/5/18)	14, Canisius (1/14/18) 3, Albany (11/27/17)
<b>3-Pt. FG Att.</b>	High Low	29 vs. Kentucky (12/6/17) 11 vs. Manhattan (1/5/18)	35, Penn (11/25/17) 11, Albany (11/27/17)
<b>3-Pt. FG Pct.</b>	High Low	62.5 at Yale (12/22/17) 25.0 at Saint Peter's (12/31/17)	54.2, Hofstra (12/6/17) 25.9, Yale (12/22/17)
<b>FT Made</b>	High Low	24, twice; last vs. Penn (11/25/17) 8 vs. Hofstra (12/6/17)	32, Canisius (1/14/18) 7, Bucknell (11/10/17)
<b>FT Attempted</b>	High Low	51 vs. Penn (11/25/17) 12 at UNC Asheville (11/22/17)	50, Penn (11/25/17) 11, Princeton (12/12/17)
<b>FT Percentage</b>	High Low	94.4 at Yale (12/22/17) 47.1, twice; last vs. Hofstra (12/6/17)	89.7, Saint Peter's (12/31/17) 41.2, Bucknell (11/10/17)
<b>Off. Rebounds</b>	High Low	16, twice; last at Niagara (1/12/18) 4 at Yale (12/22/17)	19, twice; last Penn (11/25/17) 5, Princeton (12/12/17)
<b>Def. Rebounds</b>	High Low	41 at Lehigh (11/14/17) 18, twice; last vs. Kentucky (12/9/17)	37, Virginia (11/25/17) 18, twice; last Manhattan (1/5/18)
<b>Total Rebounds</b>	High Low	53 at Lehigh (11/14/17) 28, twice; last at Saint Peter's (12/31/17)	56, Penn (11/25/17) 24, Lehigh (11/14/17)
<b>Assists</b>	High	20 vs. Kentucky (12/9/17)	20, three times; last Canisius (1/14/18)
<b>Blocked Shots</b>	High	6 at Saint Peter's (12/31/17)	8, Kentucky (12/9/17)
<b>Steals</b>	High	12 vs. Manhattan (1/5/18)	13, UNC Asheville (11/22/17)
<b>Turnovers</b>	High Low	27 at Lehigh (11/14/17) 8 vs. Albany (11/27/17)	19, twice; last Kentucky (12/9/17) 8, two times; last Virginia (11/19/17)

# MONMOUTH INDIVIDUAL HIGHS/LOWS

## Individual Highs

Points  
 Points by a Non-Starter  
 Field Goals Made  
 Field Goals Attempted  
 Free Throws Made  
 Free Throws Attempted  
 Free Throw Pct. (min 6)  
 3-Pt. FG Made  
 3-Pt. FG Attempted  
 Rebounds  
 Blocked Shots  
 Assists  
 Steals

## Monmouth

27, Micah Seaborn at UConn (12/2/17)  
 23, Micah Seaborn vs. Hofstra (12/6/17)  
 10, Micah Seaborn at UConn (12/2/17)  
 17, Micah Seaborn at UConn (12/2/17)  
 10, Micah Seaborn vs. Bucknell (11/10/17)  
 13, Micah Seaborn vs. Bucknell (11/10/17)  
 100.0 (6-6), three times; last Micah Seaborn at Saint Peter's (12/31/17)  
 5, three times; last Louie Pillari at Yale (12/22/17)  
 11, Deion Hammond vs. Kentucky (12/9/17)  
 14, twice; last Diago Quinn at Niagara (1/12/18)  
 2, seven times; last Melik Martin vs. Iona (1/19/18)  
 15, Austin Tilghman at Yale (12/22/17)  
 5, Austin Tilghman vs. Manhattan (1/5/18)

## Opponents

31, twice; last Jalen Adams, UConn (12/2/17)  
 23, DeAndre Hunter, Virginia (11/19/17)  
 13, Jalen Adams, UConn (12/2/17)  
 23, Zach Thomas, Bucknell (11/10/17)  
 11, twice; last Takal Molson, Canisius (1/14/18)  
 16, Takal Molson, Canisius (1/14/18)  
 100.0 (9-9), PJ Washington, Kentucky (12/9/17)  
 6, twice; last Jacob Rigoni, Quinnipiac (12/28/17)  
 12, Ryan Betley, Penn (11/25/17)  
 16, Zach Thomas, Bucknell (11/10/17)  
 4, twice; last Dominic Robb, Niagara (1/12/18)  
 11, Rich Kelly, Quinnipiac (12/28/17)  
 6, Kahron Ross, Lehigh (11/14/17)

# MONMOUTH STARTING LINEUPS

DATE	OPPONENT	RESULT	GUARD	GUARD	GUARD	FORWARD	CENTER
11.10	Bucknell	W, 79-78	Salnave	Seaborn	L. Pillari	Sarr	Quinn
11.12	at Seton Hall	L, 65-75	Tilghman	Seaborn	L. Pillari	Sarr	Quinn
11.14	at Lehigh	W, 80-72	Tilghman	Seaborn	L. Pillari	Sarr	Quinn
11.19	at Virginia	L, 53-73	Tilghman	Seaborn	L. Pillari	Traore	Quinn
11.22	at UNC Asheville	L, 51-62	Tilghman	Hammond	McClary	Traore	Quinn
11.25	Penn	L, 96-101 (4OT)	Tilghman	Hammond	L. Pillari	Traore	Quinn
11.27	Albany	W, 81-73	Tilghman	Hammond	Salnave	Traore	Quinn
12.02	at UConn	L, 84-81 (OT)	Tilghman	Seaborn	Salnave	Traore	Quinn
12.06	Hofstra	L, 84-85	Papas	Hammond	L. Pillari	Traore	Quinn
12.09	vs. Kentucky	L, 76-93	Tilghman	Seaborn	Salnave	Traore	Quinn
12.12	at Princeton	L, 58-69	Tilghman	Seaborn	Hammond	Traore	Quinn
12.22	at Yale	W, 85-64	Tilghman	Hammond	L. Pillari	Traore	Quinn
12.28	at Quinnipiac	L, 76-78	Tilghman	Seaborn	Hammond	Traore	Quinn
12.31	at Saint Peter's	L, 64-77	Tilghman	Seaborn	Hammond	Traore	Quinn
01.05	Manhattan	W, 77-66	Tilghman	Hammond	Salnave	Traore	Quinn
01.12	at Niagara	L, 77-78	Tilghman	Hammond	Salnave	Traore	Quinn
01.14	at Canisius	L, 79-94	Tilghman	Hammond	Salnave	Traore	Quinn
01.19	Iona	L, 73-76	Tilghman	Hammond	Salnave	Traore	Quinn

## Monmouth's 2017-18 Record When...

Plays at home .....	3-3	Plays in November .....	3-4
Plays on the road .....	2-9	Plays in December .....	1-6
Plays at neutral site .....	0-1	Plays in January .....	1-3
Games following win .....	0-5	Plays in February .....	0-0
Games following loss .....	4-8	Plays in March .....	0-0
Leads at half .....	3-3	Plays during the day .....	0-6
Trails at half .....	1-9	Plays at night .....	5-7
Tied at half .....	1-1	Plays on Sunday .....	0-4
Overtime games .....	0-2	Plays on Monday .....	1-0
Shoots 50% or higher .....	4-2	Plays on Tuesday .....	1-1
Shoots less than 50% .....	1-11	Plays on Wednesday .....	0-2
Opp. shoots 50% or less .....	5-11	Plays on Thursday .....	0-1
Shoots better than opp .....	5-7	Plays on Friday .....	3-2
Shoots worse than opp .....	0-6	Plays on Saturday .....	0-3
Outrebounds opponent .....	3-5	Margin is 5 pts or less .....	1-6
Is outrebounded .....	2-8	Margin is 10 pts or less .....	2-1
Has equal rebounds .....	0-0	Margin is between 11-20 .....	1-6
More TOs .....	3-10	Margin is more than 20 .....	1-0
Equal or less TOs than opp .....	2-3	Has a 20+ scorer .....	2-3
Equal or more bench pts .....	4-11	Scores 59 points or less .....	0-3
Less bench pts .....	1-2	Scores 60+ points .....	5-10
Makes 5+ 3-Pt. Shots .....	4-12	Scores 70+ points .....	5-8
No MU player fouls out .....	5-9	Scores 80+ points .....	3-3
1+ MU player fouls out .....	0-4	Scores 90+ points .....	0-1
Has 15+ assists .....	3-3	Scores 100+ points .....	0-0

## Monmouth Media Services

**In-Season Interview Policy:** Requests for Coach Rice and Monmouth players must be made at least 24 hours in advance. All interviews must be coordinated through the Monmouth Office of Athletics Communications.

**Practice:** Practices are open to accredited members of the media with prior arrangements through the Office of Communications. Shooting of video and still photos is limited to the first 20 minutes of each practice unless other arrangements are made through Athletics Communications. Monmouth players are unavailable on gamedays until the post-game press conference.

**Post-Game Press Conference:** Post-game press conferences begin approximately 10 minutes after the conclusion of each game. A member of the Monmouth Athletics Communications staff will escort Monmouth head coach King Rice and requested players to the media room in the OceanFirst Bank Center. The opposing coach and players (if requested) will also be brought to the media room after Coach Rice.

**Media Credentials:** Arrangements for media credentials for Monmouth home basketball games must be made through the Monmouth Athletics Communications office. Requests by accredited media members should be submitted through Gary Kowal. Credentials must be requested at least 48 hours prior to requested game.

**Social Media:** Monmouth Basketball is active on Twitter (@MonmouthBball), Facebook (Monmouth Basketball), Instagram (@MonmouthMensBball), Snapchat (MUHawks), and YouTube (YouTube.com/MonmouthHawks). Use the hashtag #FlyHawks for social interaction.

**Contact:** Gary Kowal, Monmouth Athletics Communications  
**E-mail:** gkowal@monmouth.edu **Cell:** 732-861-0741

# THE HOME OF THE HAWKS

Prior to the 2016-17 season, the arena formerly known as The MAC was renamed the OceanFirst Bank Center thanks to a naming rights deal with OceanFirst Bank. MU Basketball enters its eighth season in the building after playing previously in Boylan Gymnasium. Monmouth University ushered in a new era in the school's history with the completion and opening of the long anticipated arena in the Fall of 2009. It not only serves the school's 23 Division I Athletics programs, but is also a key asset for the entire University community. The facility features classroom and seminar space and a conference center that can be used for meetings, or be partitioned and used for study hall, clinics or workshops. The gym, which features a state-of-the-art fitness center, is also the location of the Leon Hess Champions' Hall, Monmouth Athletics Hall of Fame and Varsity Club, which will be used for hospitality for Blue/White Club members. Student lounges and study areas with complete wireless Internet access are also available.

The OceanFirst Bank Center, which is connected to Boylan Gym and the Steadman Natatorium, is 153,200 square feet of space for students and the community to utilize in many different capacities. It's most prominent feature is the 4,000 seat arena, which is the nest for the Monmouth men's and women's basketball programs. The arena also features a six-lane, 200-meter indoor track, which can be used for training and competition all year long. A fitness center with state-of-the-art strength and cardiovascular equipment is also housed here.

The arena provides varsity athletes & coaches with meeting facilities, locker rooms, practice and competition facilities & expanded and upgraded amenities. The University Bookstore was also relocated from the Stafford Student Center, which will improve accessibility for commuting students, and the additional square footage will enable the stocking of a greater variety of merchandise.

In the summer of 2011, with funds raised through private donations, Monmouth's varsity athletics weight room was given a \$200,000 overhaul.

Renovations, which began in June and were funded entirely by the generous donations of Monmouth supporters, included a brand new Mondo floor, replaced HVAC system, new lights and a fresh paint job. The aesthetics of the room were improved with MU branded wall decorations.





## RAY SALNAVE

R-Freshman • Guard • 6-3 • 205  
Elmont, NY • Benjamin N. Cardozo

	2017-18	Career
Games Played	17	17
Games Started	8	8
Double-Doubles	0	0
Double-Digit Scoring Games	4	4
20-Point Scoring Games	0	0


0

### Salnave's Career-Highs

Points	18 vs. Albany, 11/27/17
Rebounds	8 vs. Penn, 11/25/17
Assists	5 vs. Kentucky, 12/9/17
Blocks	2 at Saint Peter's, 12/31/17
Steals	3 • two times • last vs. Kentucky, 12/9/17
Minutes	39 vs. Penn, 11/25/17
FGM	5 • two times • last vs. Iona, 1/19/18
3FGM	2 • four times • last vs. Iona, 1/19/18
FTs	6 vs. Albany, 11/27/17

### 2017-18 Game-by-Game

	FG	3FG	FT	REB	PF	TP	A	TO	B	S	Min
vs. Bucknell	* 1-4	0-1	4-4	0-1-1	2	6	0	1	1	0	19
at Seton Hall	2-4	0-0	3-3	0-3-3	4	7	0	2	0	1	14
at Lehigh	3-7	0-2	4-6	0-4-4	4	10	2	5	0	0	16
at Virginia	1-2	0-0	5-8	0-0-0	2	7	1	2	0	0	11
at UNC Asheville	1-6	1-3	2-3	0-3-3	4	5	1	2	0	1	15
vs. Penn	4-13	2-5	4-12	3-5-8	5	14	1	1	0	1	39
vs. Albany	* 5-8	2-5	6-7	0-1-1	2	18	1	1	1	3	25
at UConn	* 2-6	1-2	0-0	0-0-0	4	5	0	2	0	0	21
vs. Hofstra	1-3	0-0	0-0	0-3-3	0	2	0	0	0	1	14
vs. Kentucky	* 2-9	0-2	3-4	0-3-3	3	7	5	2	0	3	19
at Princeton	1-4	0-1	4-4	2-3-5	3	6	0	4	0	2	17
at Yale				DNP							
at Quinnipiac	1-4	0-2	0-0	0-2-2	1	2	2	0	0	1	12
at Saint Peter's	2-3	2-3	3-4	0-6-6	4	9	1	3	2	0	24
vs. Manhattan	* 3-4	0-1	3-4	0-3-3	3	9	1	4	0	2	14
at Niagara	* 2-5	0-0	2-4	1-1-2	4	6	3	5	0	1	21
at Canisius	* 2-6	0-2	3-4	0-3-3	5	7	3	1	0	1	21
vs. Iona	* 5-6	2-2	4-6	1-1-2	3	16	3	4	0	2	30



## PIERRE SARR

Junior • Forward • 6-8 • 195  
Dakar, Senegal • Roselle Catholic

	2017-18	Career
Games Played	15	71
Games Started	3	7
Double-Doubles	0	0
Double-Digit Scoring Games	0	1
20-Point Scoring Games	0	0

1

### Sarr's Career-Highs

Points	16 at Niagara, 1/14/17
Rebounds	11 vs. Cornell, 11/22/16
Assists	2 • two times • last vs. Manhattan, 1/5/18
Blocks	2 at UNC Asheville, 11/22/17
Steals	2 • five times • last vs. Manhattan, 1/5/18
Minutes	23 vs. Army, 12/10/16
FGM	5 at Niagara, 1/14/17
3FGM	1 • 10 times • last at Niagara, 1/12/18
FTs	5 • two times • last at Niagara, 1/14/17

### 2017-18 Game-by-Game

	FG	3FG	FT	REB	PF	TP	A	TO	B	S	Min
vs. Bucknell	* 2-3	1-2	0-0	0-1-1	3	5	0	0	0	2	12
at Seton Hall	* 1-2	0-1	0-0	2-2-4	1	2	0	1	1	0	13
at Lehigh	* 1-3	0-1	2-4	1-4-5	1	4	0	3	0	0	15
at Virginia	0-0	0-0	0-0	0-0-0	1	0	0	0	0	0	0+
at UNC Asheville	2-4	1-2	0-0	0-3-3	1	5	1	2	2	0	12
vs. Penn	0-0	0-0	1-2	0-1-1	1	1	0	1	0	0	5
vs. Albany	1-2	0-0	0-0	0-1-1	1	2	1	0	0	0	4
at UConn				DNP							
vs. Hofstra				DNP							
vs. Kentucky	1-1	1-1	1-2	3-1-4	2	4	2	2	0	0	9
at Princeton				DNP							
at Yale	1-2	0-0	0-0	0-3-3	1	2	0	0	0	0	8
at Quinnipiac	1-1	1-1	3-4	1-1-2	0	6	1	0	1	2	7
at Saint Peter's	0-1	0-1	0-0	0-4-4	2	0	1	1	0	0	11
vs. Manhattan	4-5	0-0	1-3	3-6-9	2	9	2	1	0	2	21
at Niagara	2-6	1-1	2-3	0-7-7	2	7	0	0	0	0	17
at Canisius	0-0	0-0	0-0	0-0	2	0	0	0	0	0	5
vs. Iona	0-0	0-0	0-0	0-0	0	0	0	0	0	0	0+



## MELIK MARTIN

Freshman • Forward • 6-6 • 200  
York, PA • York Catholic

	2017-18	Career
Games Played	18	18
Games Started	0	0
Double-Doubles	0	0
Double-Digit Scoring Games	2	2
20-Point Scoring Games	0	0

# 2

### Martin's Career-Highs

Points	13 vs. Penn, 11/25/17
Rebounds	8 vs. Bucknell, 11/10/17
Assists	2 • two times • last vs. Iona, 1/19/18
Blocks	2 vs. Iona, 1/19/18
Steals	2 vs. Penn, 11/25/17
Minutes	50 vs. Penn, 11/25/17
FGM	5 vs. Penn, 11/25/17
3FGM	1 • five times • last vs. Iona, 1/19/18
FTs	3 vs. Iona, 1/19/18

### 2017-18 Game-by-Game

	FG	3FG	FT	REB	PF	TP	A	TO	B	S	Min
vs. Bucknell	0-0	0-0	0-0	0-8-8	4	0	0	0	1	0	18
at Seton Hall	1-2	1-2	0-0	0-3-3	1	3	1	1	1	1	19
at Lehigh	2-3	0-0	2-4	1-3-4	4	6	0	2	0	0	16
at Virginia	0-2	0-1	0-0	0-1-1	1	0	0	0	0	0	14
at UNC Asheville	0-1	0-0	2-2	0-4-4	2	2	0	4	0	1	13
vs. Penn	5-7	1-2	2-5	1-4-5	3	13	1	3	0	2	50
vs. Albany	0-0	0-0	0-0	0-1-1	3	0	1	0	0	0	10
at UConn	1-1	0-0	1-2	0-1-1	2	3	0	1	0	0	10
vs. Hofstra	2-3	1-1	0-0	1-2-3	1	5	1	2	0	1	17
vs. Kentucky	0-2	0-0	0-0	3-1-4	2	0	1	0	1	1	16
at Princeton	0-1	0-1	0-0	0-2-2	2	0	0	0	0	1	8
at Yale	0-0	0-0	0-0	0-1-1	1	0	0	1	0	0	7
at Quinnipiac	0-3	0-2	0-0	0-3-3	1	0	2	0	0	0	16
at Saint Peter's	0-2	0-1	0-0	0-0-0	0	0	0	0	0	0	7
vs. Manhattan	0-0	0-0	0-0	0-0-0	0	0	0	1	0	0	3
at Niagara	1-3	1-2	0-0	1-1-2	1	3	1	1	0	1	9
at Canisius	1-4	0-1	0-0	0-1-1	3	2	1	2	0	1	17
vs. Iona	4-6	1-2	3-3	1-3-4	2	12	2	0	2	1	20



## DEION HAMMOND

Freshman • Guard • 6-4 • 200  
Mitchellville, MD • Riverdale Baptist

	2017-18	Career
Games Played	18	18
Games Started	12	12
Double-Doubles	0	0
Double-Digit Scoring Games	10	10
20-Point Scoring Games	0	0

# 3

### Hammond's Career-Highs

Points	19 vs. Kentucky, 12/9/17
Rebounds	4 • two times • last vs. Manhattan, 1/5/18
Assists	2 • two times • last vs. Iona, 1/19/18
Blocks	1 • two times • last at Saint Peter's, 12/31/17
Steals	2 • four times • last at Canisius, 1/14/18
Minutes	30 vs. Penn, 11/25/17
FGM	7 vs. Kentucky, 12/9/17
3FGM	5 at Princeton, 12/12/17
FTs	4 • three times • last vs. Manhattan, 1/5/18

### 2017-18 Game-by-Game

	FG	3FG	FT	REB	PF	TP	A	TO	B	S	Min
vs. Bucknell	5-8	2-4	1-1	0-1-1	1	13	0	1	0	0	21
at Seton Hall	5-11	3-6	4-5	1-2-3	2	17	0	1	0	1	21
at Lehigh	2-7	2-6	0-2	1-0-1	1	6	0	2	0	0	19
at Virginia	4-9	2-7	2-3	0-3-3	0	12	0	2	0	1	22
at UNC Asheville	* 3-11	2-7	1-2	2-2-4	1	9	1	3	0	0	25
vs. Penn	* 2-6	1-3	0-0	2-1-3	4	5	1	3	1	0	30
vs. Albany	* 4-10	2-7	0-1	0-1-1	4	10	1	0	0	1	21
at UConn	1-3	1-3	2-3	1-2-3	2	5	1	0	0	2	14
vs. Hofstra	* 2-7	1-2	0-2	0-1-1	4	5	1	0	0	0	18
vs. Kentucky	7-16	4-11	1-1	1-2-3	3	19	1	0	0	0	24
at Princeton	* 6-10	5-8	0-0	0-0-0	1	17	0	2	0	0	28
at Yale	* 4-9	3-6	4-4	0-2-2	4	15	1	3	0	2	26
at Quinnipiac	* 4-9	3-5	2-2	0-2-2	0	13	2	1	0	0	25
at Saint Peter's	* 2-7	0-4	3-4	0-1-1	3	7	1	2	1	2	28
vs. Manhattan	* 5-9	3-6	4-5	0-4-4	1	17	0	1	0	0	26
at Niagara	* 2-3	0-0	0-0	0-0-0	5	4	1	0	0	1	14
at Canisius	* 2-7	1-4	1-2	0-0-0	4	6	0	1	0	2	21
vs. Iona	* 4-7	3-6	2-2	0-1-1	2	13	2	3	0	1	24



## MUSTAPHA TRAORE

RS-Sophomore • Forward • 6-8 • 210  
Philadelphia, PA • The Phelps School

	2017-18	Career
Games Played	18	48
Games Started	15	15
Double-Doubles	1	1
Double-Digit Scoring Games	2	2
20-Point Scoring Games	0	0

# 4

### Traore's Career-Highs

Points	13 vs. Penn, 11/25/17
Rebounds	10 at Yale, 12/22/17
Assists	3 at UConn, 12/2/17
Blocks	2 • two times • last at Niagara, 1/12/18
Steals	2 • three times • last at Yale, 12/22/17
Minutes	33 vs. Penn, 11/25/17
FGM	5 • two times • last at Yale, 12/22/17
3FGM	n/a
FTs	3 vs. Penn, 11/25/17

### 2017-18 Game-by-Game

	FG	3FG	FT	REB	PF	TP	A	TO	B	S	Min
vs. Bucknell	0-3	0-1	2-2	0-3-3	2	2	0	0	0	0	6
at Seton Hall	0-0	0-0	1-2	1-2-3	2	1	1	1	0	0	9
at Lehigh	2-2	0-0	0-0	2-3-5	1	4	2	0	1	0	10
at Virginia	* 0-2	0-0	1-2	3-3-6	3	1	1	0	0	0	17
at UNC Asheville	* 1-3	0-0	0-0	1-5-6	1	2	1	1	0	0	19
vs. Penn	* 5-8	0-0	3-9	4-4-8	4	13	1	1	0	0	33
vs. Albany	* 2-3	0-0	1-2	1-4-5	2	5	0	1	0	1	16
at UConn	* 2-4	0-0	0-0	2-6-8	2	4	3	1	0	0	28
vs. Hofstra	* 4-5	0-0	1-2	1-3-4	2	9	0	3	1	0	23
vs. Kentucky	* 1-1	0-0	1-2	0-0-0	2	3	0	1	0	0	10
at Princeton	* 1-3	0-0	0-0	2-1-3	1	2	1	2	1	1	19
at Yale	* 5-5	0-0	0-0	1-9-10	2	10	1	1	1	2	26
at Quinnipiac	* 2-4	0-0	0-0	3-1-4	2	4	2	2	0	0	14
at Saint Peter's	* 0-2	0-0	0-0	0-1-1	1	0	0	1	0	0	4
vs. Manhattan	* 2-4	0-0	0-0	0-0-0	2	4	1	0	0	0	16
at Niagara	* 0-2	0-0	0-0	0-2-2	0	0	1	1	2	0	18
at Canisius	* 0-2	0-0	2-4	2-4-6	1	2	0	1	0	0	15
vs. Iona	* 2-4	0-0	0-1	0-4-4	1	4	0	0	0	0	13



## MICAH SEABORN

RS-Junior • Guard • 6-5 • 195  
Fort Worth, TX • Prime Prep Academy

	2017-18	Career
Games Played	12	82
Games Started	9	74
Double-Doubles	1	1
Double-Digit Scoring Games	9	57
20-Point Scoring Games	3	16

# 10

### Seaborn's Career-Highs

Points	27 at UConn, 12/2/17
Rebounds	10 vs. Bucknell, 11/10/17
Assists	6 • three times • last at Fairfield, 2/21/17
Blocks	2 vs. Iona, 2/19/16
Steals	4 at South Carolina, 11/15/16
Minutes	39 • two times • last at South Carolina, 11/15/16
FGM	10 • three times • last at UConn, 12/2/17
3FGM	8 vs. South Carolina State, 11/26/16
FTs	10 • two times • last vs. Manhattan, 1/20/17

### 2017-18 Game-by-Game

	FG	3FG	FT	REB	PF	TP	A	TO	B	S	Min
vs. Bucknell	* 5-11	1-3	10-13	0-10-10	1	21	3	5	0	1	34
at Seton Hall	* 4-9	2-4	6-6	0-4-4	1	16	1	6	1	1	31
at Lehigh	* 6-12	3-6	0-0	0-7-7	2	15	3	4	0	1	24
at Virginia	* 1-5	0-4	0-0	0-0-0	2	2	1	1	0	1	17
at UNC Asheville				DNP							
vs. Penn				DNP							
vs. Albany	3-7	3-3	4-4	0-1-1	2	13	1	0	0	0	22
at UConn	* 10-17	5-9	2-4	0-3-3	3	27	2	2	0	0	37
vs. Hofstra	9-13	3-5	2-2	1-3-4	1	23	3	3	1	0	29
vs. Kentucky	* 5-14	4-10	4-4	2-3-5	1	18	3	3	0	2	32
at Princeton	* 2-10	2-4	2-2	0-2-2	3	8	3	3	0	1	31
at Yale				DNP							
at Quinnipiac	* 5-10	1-5	3-4	0-5-5	3	14	2	1	1	3	27
at Saint Peter's	* 4-7	2-4	6-6	0-3-3	1	16	2	1	0	0	20
vs. Manhattan				DNP							
at Niagara				DNP							
at Canisius				DNP							
vs. Iona	3-9	3-5	0-0	0-5-5	2	9	1	4	0	1	21



## GEORGE PAPAS

Freshman • Guard • 6-5 • 175  
Jersey City, NJ • Union Catholic

	2017-18	Career
Games Played	15	15
Games Started	1	1
Double-Doubles	0	0
Double-Digit Scoring Games	1	1
20-Point Scoring Games	0	0

# 11

### Papas' Career-Highs

Points	16 vs. Penn, 11/25/17
Rebounds	6 at UNC Asheville, 11/22/17
Assists	2 • three times • last at Niagara, 1/12/18
Blocks	n/a
Steals	1 • six times • last at Niagara, 1/12/18
Minutes	40- vs. Penn, 11/25/17
FGM	5 vs. Penn, 11/25/17
3FGM	3 at UNC Asheville, 11/22/17
FTs	4 vs. Penn, 11/25/17

### 2017-18 Game-by-Game

	FG	3FG	FT	REB	PF	TP	A	TO	B	S	Min
vs. Bucknell	0-0	0-0	0-0	0-0-0	0	0	0	1	0	1	4
at Seton Hall	1-1	1-1	0-0	0-1-1	0	3	0	0	0	0	7
at Lehigh	2-3	2-3	2-2	0-0-0	0	8	0	0	0	0	12
at Virginia	0-4	0-3	0-0	0-0-0	0	0	0	0	0	0	14
at UNC Asheville	3-7	3-7	0-0	0-6-6	0	9	2	1	0	1	20
vs. Penn	5-12	2-7	4-5	0-1-1	4	16	1	1	0	1	40-
vs. Albany	0-1	0-0	0-0	0-1-1	0	0	0	0	0	0	6
at UConn	0-1	0-1	0-0	0-1-1	0	0	0	1	0	0	4
vs. Hofstra	* 2-4	2-4	1-2	0-1-1	1	7	2	1	0	0	14
vs. Kentucky	0-2	0-2	0-0	0-0-0	0	0	1	0	0	0	8
at Princeton	0-0	0-0	0-0	0-2-2	0	0	0	1	0	0	4
at Yale	2-3	2-2	0-0	0-0-0	3	6	1	0	0	1	4
at Quinnipiac				DNP							
at Saint Peter's				DNP							
vs. Manhattan	0-1	0-1	0-0	0-0-0	0	0	0	0	0	1	5
at Niagara	0-0	0-0	0-0	1-0-1	0	0	2	2	0	1	12
at Canisius	1-3	1-3	2-2	0-1-1	2	5	1	2	0	0	12
vs. Iona				DNP							



## MARCUS MCCLARY

Freshman • Guard • 6-3 • 195  
Linden, NJ • The Patrick School

	2017-18	Career
Games Played	18	18
Games Started	1	1
Double-Doubles	0	0
Double-Digit Scoring Games	0	0
20-Point Scoring Games	0	0

# 13

### McClary's Career-Highs

Points	7 at Saint Peter's, 12/31/17
Rebounds	4 • two times • last at Saint Peter's, 12/31/17
Assists	1 • three times • last at Saint Peter's, 12/31/17
Blocks	n/a
Steals	1 • three times • last at Canisius, 1/14/18
Minutes	23 at Saint Peter's, 12/31/17
FGM	3 at Saint Peter's, 12/31/17
3FGM	n/a
FTs	3 at Seton Hall, 11/12/17

### 2017-18 Game-by-Game

	FG	3FG	FT	REB	PF	TP	A	TO	B	S	Min
vs. Bucknell	0-3	0-0	0-0	0-1-1	1	0	0	0	0	0	11
at Seton Hall	0-1	0-0	3-4	0-2-2	3	3	0	0	0	0	16
at Lehigh	0-0	0-0	0-0	0-1-1	1	0	0	0	0	0	11
at Virginia	0-1	0-0	0-0	0-1-1	2	0	0	0	0	0	13
at UNC Asheville	* 2-3	0-0	0-0	2-2-4	3	4	0	1	0	0	16
vs. Penn	0-1	0-0	0-1	1-0-1	2	0	0	0	0	0	7
vs. Albany	0-0	0-0	0-0	0-0-0	0	0	0	1	0	0	10
at UConn	0-0	0-0	1-2	0-1-1	0	1	1	0	0	0	15
vs. Hofstra	0-0	0-0	0-0	0-2-2	0	0	1	0	0	1	7
vs. Kentucky	0-2	0-0	0-0	1-0-1	0	0	0	0	0	0	6
at Princeton	2-2	0-0	2-2	0-1-1	1	6	0	0	0	1	13
at Yale	2-3	0-0	2-3	0-1-1	2	6	0	1	0	0	19
at Quinnipiac	2-4	0-0	0-0	1-2-3	2	4	0	0	0	0	9
at Saint Peter's	3-5	0-0	1-1	1-3-4	3	7	1	2	0	0	23
vs. Manhattan	0-0	0-0	0-0	0-1-1	2	0	0	1	0	0	9
at Niagara	0-0	0-0	0-0	0-0-0	0	0	0	2	0	0	7
at Canisius	0-3	0-0	0-0	0-1-1	2	0	0	0	0	1	10
vs. Iona	0-1	0-0	0-0	0-0-0	1	0	0	0	0	0	4



## DAN PILLARI

Senior • Guard • 5-10 • 170  
Oceanport, NJ • Shore Regional

	2017-18	Career
Games Played	3	53
Games Started	0	0
Double-Doubles	0	0
Double-Digit Scoring Games	0	0
20-Point Scoring Games	0	0

# 15

### Pillari's Career-Highs

Points	7 vs. Siena, 1/18/16
Rebounds	2 at Syracuse, 11/18/16
Assists	1 • four times • last vs. Kentucky, 12/9/17
Blocks	none
Steals	1 • three times • last vs. Cornell, 11/22/16
Minutes	11 vs. Fairfield, 1/22/17
FGM	2 vs. Siena, 1/18/16
3FGM	2 vs. Siena, 1/18/16
FTs	3 vs. South Carolina State, 11/26/16

### 2017-18 Game-by-Game

	FG	3FG	FT	REB	PF	TP	A	TO	B	S	Min
vs. Bucknell				DNP							
at Seton Hall				DNP							
at Lehigh				DNP							
at Virginia	0-0	0-0	0-0	0-0-0	0	0	0	0	0	0	1
at UNC Asheville				DNP							
vs. Penn				DNP							
vs. Albany				DNP							
at UConn				DNP							
vs. Hofstra				DNP							
vs. Kentucky	1-1	1-1	0-0	0-0-0	0	3	1	0	0	0	1
at Princeton				DNP							
at Yale	0-0	0-0	0-0	0-0-0	0	0	0	0	0	0	1
at Quinnipiac				DNP							
at Saint Peter's				DNP							
vs. Manhattan				DNP							
at Niagara				DNP							
at Canisius				DNP							
vs. Iona				DNP							



## AUSTIN TILGHMAN

Senior • Guard • 6-1 • 230  
Wilmington, DE • Archbishop Carroll

	2017-18	Career
Games Played	18	120
Games Started	16	18
Double-Doubles	2	2
Triple-Doubles	1	1
Double-Digit Scoring Games	9	27
20-Point Scoring Games	0	1

# 23

### Tilghman's Career-Highs

Points	22 at Canisius, 1/14/18
Rebounds	14 at Yale, 12/22/17
Assists	15 at Yale, 12/22/17
Blocks	1 • two times • last at Saint Peter's, 12/31/17
Steals	5 vs. Manhattan, 1/5/18
Minutes	48 vs. Penn, 11/25/17
FGM	8 at Canisius, 1/14/18
3FGM	2 at Quinnipiac, 2/5/15
FTs	10 vs. Marist, 1/8/17

### 2017-18 Game-by-Game

	FG	3FG	FT	REB	PF	TP	A	TO	B	S	Min
vs. Bucknell	3-4	0-0	2-4	0-2-2	2	8	1	1	0	0	25
at Seton Hall	* 0-5	0-1	0-0	0-1-1	0	0	3	1	0	0	25
at Lehigh	* 3-4	0-0	3-3	0-5-5	1	9	8	6	0	1	23
at Virginia	* 2-8	1-2	4-6	0-3-3	2	9	2	4	0	0	27
at UNC Asheville	* 3-7	0-3	5-5	0-2-2	2	11	3	5	0	1	31
vs. Penn	* 6-15	1-3	6-10	0-12-12	3	19	8	3	0	1	48
vs. Albany	* 3-9	0-2	2-2	1-4-5	1	8	6	0	0	1	33
at UConn	* 3-6	0-3	3-5	0-5-5	4	9	3	4	0	1	41
vs. Hofstra	6-8	1-2	1-3	1-5-6	1	14	5	3	0	3	26
vs. Kentucky	* 3-8	0-2	0-0	0-1-1	1	6	3	0	0	3	32
at Princeton	* 1-5	1-2	4-4	0-8-8	2	7	1	4	0	0	36
at Yale	* 3-9	0-1	5-5	2-12-14	4	11	15	3	0	1	37
at Quinnipiac	* 5-6	0-0	3-5	2-6-8	3	13	7	3	0	0	31
at Saint Peter's	* 3-6	0-0	4-4	1-1-2	1	10	0	1	1	1	29
vs. Manhattan	* 3-9	0-1	3-6	0-4-4	3	9	10	4	0	5	38
at Niagara	* 5-8	0-1	4-5	1-4-5	2	14	5	3	0	1	35
at Canisius	* 8-10	0-0	6-9	0-9-9	2	22	5	7	0	3	34
vs. Iona	* 3-9	0-2	0-0	2-7-9	0	6	8	5	0	1	34



## LOUIE PILLARI

RS-Sophomore • Guard • 6-6 • 200  
Tinton Falls, NJ • Christian Brothers Academy

	2017-18	Career
Games Played	18	48
Games Started	7	7
Double-Doubles	0	0
Double-Digit Scoring Games	4	7
20-Point Scoring Games	1	1

### Pillari's Career-Highs

Points	23 at Yale, 12/22/17
Rebounds	5 vs. Fairfield, 1/22/17
Assists	3 • two times • last vs. Ole Miss, 3/14/17
Blocks	1 • seven times • last vs. Penn, 11/25/17
Steals	2 vs. South Carolina State, 11/26/16
Minutes	32 at Yale, 12/22/17
FGM	9 at Yale, 12/22/17
3FGM	5 at Yale, 12/22/17
FTs	6 vs. Niagara, 3/3/17

### 2017-18 Game-by-Game

	FG	3FG	FT	REB	PF	TP	A	TO	B	S	Min
vs. Bucknell	* 2-3	1-1	0-0	0-0-0	0	5	1	2	0	0	17
at Seton Hall	* 2-4	0-1	0-0	0-0-0	1	4	0	1	0	0	10
at Lehigh	* 1-5	1-4	0-0	1-2-3	2	3	0	1	0	0	15
at Virginia	* 4-5	3-4	3-3	1-1-2	0	14	0	2	0	0	19
at UNC Asheville	0-3	0-2	0-0	0-1-1	1	0	0	0	0	0	10
vs. Penn	* 1-4	1-2	2-2	0-1-1	1	5	0	1	1	0	10
vs. Albany	1-2	1-1	0-0	0-0-0	0	3	0	0	0	0	13
at UConn	1-2	1-2	0-0	0-0-0	2	3	1	0	0	0	11
vs. Hofstra	* 1-5	0-2	0-0	0-0-0	1	2	0	3	0	0	12
vs. Kentucky	0-0	0-0	2-2	0-0-0	0	2	0	0	0	0	2
at Princeton	0-1	0-1	0-0	0-0-0	1	0	0	0	0	0	3
at Yale	* 9-13	5-7	0-0	0-3-3	2	23	1	2	0	1	32
at Quinnipiac	2-6	2-3	0-0	1-1-2	1	6	1	0	0	0	18
at Saint Peter's	1-4	0-3	0-0	0-0-0	3	2	0	1	0	0	14
vs. Manhattan	1-4	1-2	1-2	0-2-2	2	4	1	1	0	1	27
at Niagara	5-14	4-9	5-5	2-0-2	2	19	0	1	0	0	28
at Canisius	6-7	4-5	2-2	0-1-1	3	18	2	0	0	1	25
vs. Iona	1-3	0-2	0-0	0-0-0	1	2	1	0	0	0	16



## DIAGO QUINN

Junior • Forward • 6-9 • 255  
New York, NY • Lake Forest Academy

	2017-18	Career
Games Played	18	87
Games Started	18	19
Double-Doubles	1	1
Double-Digit Scoring Games	7	8
20-Point Scoring Games	0	0

### Quinn's Career-Highs

Points	19 vs. Manhattan, 1/5/18
Rebounds	16 vs. Niagara, 2/28/16
Assists	1 • 11 times • last at Saint Peter's, 12/31/17
Blocks	3 vs. Army, 12/10/16
Steals	2 • two times • last vs. Fairfield (MAAC SF), 3/7/16
Minutes	29 at Lehigh, 11/14/17
FGM	7 at Lehigh, 11/14/17
3FGM	n/a
FTs	7 • two times • last at Canisius, 1/14/18

### 2017-18 Game-by-Game

	FG	3FG	FT	REB	PF	TP	A	TO	B	S	Min
vs. Bucknell	* 6-10	0-0	4-5	3-4-7	3	16	0	0	1	0	24
at Seton Hall	* 1-3	0-0	2-2	0-1-1	4	4	0	2	0	0	11
at Lehigh	* 7-9	0-0	1-2	2-6-8	1	15	0	2	1	0	29
at Virginia	* 0-4	0-0	0-0	2-4-6	3	0	1	2	0	0	21
at UNC Asheville	* 0-3	0-0	0-0	1-1-2	2	0	0	1	0	0	16
vs. Penn	* 1-3	0-0	1-4	2-5-7	5	3	0	1	1	1	18
vs. Albany	* 3-4	0-0	1-3	0-2-2	4	7	0	4	2	0	19
at UConn	* 4-7	0-0	3-5	1-3-4	2	11	1	0	2	0	14
vs. Hofstra	* 3-4	0-0	1-2	2-2-4	3	7	1	0	2	0	19
vs. Kentucky	* 1-4	0-0	2-3	1-1-2	1	4	0	2	1	0	10
at Princeton	* 4-6	0-0	3-7	4-0-4	2	11	0	3	0	0	22
at Yale	* 1-3	0-0	6-6	0-1-1	3	8	0	0	0	0	15
at Quinnipiac	* 3-6	0-0	0-0	1-1-2	5	6	0	1	0	0	14
at Saint Peter's	* 1-3	0-0	0-2	1-2-3	3	2	1	1	1	0	10
vs. Manhattan	* 6-7	0-0	7-8	2-4-6	4	19	0	2	1	0	26
at Niagara	* 5-11	0-0	0-0	6-8-14	4	10	0	1	0	0	19
at Canisius	* 4-7	0-0	7-9	2-3-5	2	15	0	2	1	0	26
vs. Iona	* 2-7	0-0	2-4	1-2-3	4	6	0	0	0	1	26



## ZAC TILLMAN

5-Senior • Center • 6-10 • 280  
 Yeadon, PA • Shipley School

	2017-18	Career
Games Played	18	118
Games Started	0	67
Double-Doubles	0	0
Double-Digit Scoring Games	4	9
20-Point Scoring Games	0	0

# 33

### Tillman's Career-Highs

Points	17 vs. Marist, 2/16/14
Rebounds	8 vs. Rider, 2/26/15
Assists	4 at Iona, 2/14/14
Blocks	2 • three times • last vs. Bucknell (NIT 1st), 3/16/16
Steals	2 • three times • last at Quinnipiac, 2/5/15
Minutes	32 at Quinnipiac, 1/16/14
FGM	6 • four times • last vs. Albany, 11/27/17
3FGM	none
FTs	6 at Niagara, 1/12/18

### 2017-18 Game-by-Game

	FG	3FG	FT	REB	PF	TP	A	TO	B	S	Min
vs. Bucknell	1-2	0-0	1-1	1-1-2	3	3	0	2	1	0	9
at Seton Hall	1-1	0-0	3-4	0-4-4	1	5	0	4	1	0	24
at Lehigh	0-1	0-0	0-0	2-3-5	2	0	1	0	0	0	10
at Virginia	0-1	0-0	0-0	0-0-0	1	0	1	1	0	0	11
at UNC Asheville	2-4	0-0	0-0	0-1-1	1	4	0	0	0	0	13
vs. Penn	2-2	0-0	1-1	0-1-1	5	5	2	2	0	0	10
vs. Albany	6-8	0-0	3-5	0-7-7	4	15	1	0	1	0	15
at UConn	5-9	0-0	3-5	2-4-6	3	13	1	4	0	0	29
vs. Hofstra	4-6	0-0	2-4	1-2-3	1	10	0	2	0	1	16
vs. Kentucky	1-5	0-0	0-0	1-5-6	3	2	2	4	0	1	20
at Princeton	0-1	0-0	1-2	0-2-2	2	1	2	1	0	0	11
at Yale	2-4	0-0	0-0	0-1-1	2	4	0	0	0	0	20
at Quinnipiac	2-3	0-0	0-0	0-0-0	0	4	0	1	0	1	16
at Saint Peter's	3-5	0-0	1-1	2-0-2	3	7	0	5	1	0	16
vs. Manhattan	2-3	0-0	2-2	1-1-2	3	6	0	0	0	1	14
at Niagara	4-8	0-0	6-10	2-5-7	3	14	0	1	0	0	19
at Canisius	1-4	0-0	0-0	1-0-1	2	2	1	1	0	1	14
vs. Iona	2-3	0-0	1-2	1-2-3	4	5	0	2	0	0	12



## SAM IBIEZUGBE

Sophomore • Center • 6-11 • 245  
 Simsbury, CT • The Masters School

	2017-18	Career
Games Played	14	44
Games Started	0	0
Double-Doubles	0	0
Double-Digit Scoring Games	0	0
20-Point Scoring Games	0	0

# 44

### Ibiezugbe's Career-Highs

Points	8 • two times • last vs. Kentucky, 12/9/16
Rebounds	6 • two times • last vs. Fairfield, 1/22/17
Assists	1 vs. Kentucky, 12/9/17
Blocks	3 vs. Fairfield, 1/22/17
Steals	1 • five times • last at Saint Peter's, 12/31/17
Minutes	19 vs. South Carolina State, 11/26/16
FGM	4 • two times • last vs. Kentucky, 12/9/16
3FGM	n/a
FTs	1 vs. Iona, 1/6/17

### 2017-18 Game-by-Game

	FG	3FG	FT	REB	PF	TP	A	TO	B	S	Min
vs. Bucknell				DNP							
at Seton Hall				DNP							
at Lehigh				DNP							
at Virginia	4-5	0-0	0-1	2-1-3	1	8	0	0	0	0	14
at UNC Asheville	0-0	0-0	0-0	0-2-2	3	0	0	1	1	1	10
vs. Penn	1-3	0-0	0-0	1-0-1	2	2	0	2	1	0	10
vs. Albany	0-2	0-0	0-0	0-1-1	1	0	0	1	0	1	6
at UConn	0-0	0-0	0-0	0-0-0	2	0	0	0	0	0	1
vs. Hofstra	0-0	0-0	0-0	0-1-1	0	0	0	0	0	0	5
vs. Kentucky	4-5	0-0	0-0	2-0-2	3	8	1	1	0	0	11
at Princeton	0-1	0-0	0-0	0-2-2	0	0	0	0	0	0	8
at Yale	0-1	0-0	0-0	0-1-1	1	0	0	0	0	0	5
at Quinnipiac	2-4	0-0	0-0	0-1-1	0	4	0	0	0	0	11
at Saint Peter's	2-2	0-0	0-2	0-1-1	1	4	0	0	0	1	14
vs. Manhattan	0-0	0-0	0-0	0-0-0	0	0	0	0	0	0	1
at Niagara	0-0	0-0	0-0	0-0-0	1	0	0	0	0	0	2
at Canisius	0-0	0-0	0-0	0-0-0	0	0	0	0	0	0	0+
vs. Iona				DNP							

# ASSISTANT COACHES



## RICK CALLAHAN

Assistant Coach

7th Season

Salem College, 1980

-Joined Monmouth staff with Rice for 2011-12 season

-Over 30 years in collegiate coaching

-19 postseason appearances



## DUANE WOODWARD

Assistant Coach

4th Season

Boston College, 1998

-Moved to assistant coach three years ago

-13-year professional career overseas



## JAMAL MEEKS

Assistant Coach

3rd Season

Indiana, 1992

-Played guard for four years at Indiana under Bobby Knight

-Moved to assistant coach this past offseason



## ANTHONY MOLISSO

Director of Operations

1st Season

East Carolina, 2015

-Named Director of Operations this offseason after spending time at MU as a graduate assistant



## BRIAN STAFMAN

Special Assistant to the Head Coach

1st Season

Syracuse, 2012

-Named Special Assistant this offseason after spending time as a grad. assistant at MU

# 2017-18 BOX SCORES

## GAME 1: MONMOUTH vs. BUCKNELL

Official Basketball Box Score -- Game Totals -- Final Statistics  
 Bucknell vs Monmouth  
 11/10/17 8:30 PM at OceanFirst Bank Center

Bucknell 78 • 0-1

#	Player	Total		3-Ptr		Rebounds			PF	TP	A	TO	Blk	Stl	Min			
		FG	FGA	FG	FGA	Off	Def	Tot										
23	Thomas, Zach	r	12	23	5	11	2	8	3	13	16	2	31	0	4	2	1	35
20	Foulland, Nana	c	6	10	0	0	3	6	2	2	4	3	15	2	1	0	0	31
01	Mackenzie, Kimbal	g	0	8	0	0	1	2	3	4	0	2	1	0	0	0	0	30
02	Brown, Stephen	g	4	9	2	5	1	1	1	4	11	6	2	0	0	0	0	29
15	Jones, Nate	g	1	2	1	1	0	0	0	0	2	3	0	0	0	0	0	9
03	Sotos, Jimmy	g	1	2	1	1	1	2	0	2	2	1	4	2	0	0	0	16
04	Sestina, Nate	g	1	1	1	1	0	0	0	0	2	3	0	0	0	0	0	7
11	Toomer, Avi	g	2	5	2	5	0	0	1	0	1	4	6	3	0	0	0	23
12	Meeks, John	g	0	2	0	1	0	0	0	1	1	0	0	1	0	0	0	5
13	Moore, Bruce	g	2	4	1	2	0	0	0	0	1	0	2	5	1	1	0	13
22	O'Reilly, Matt	g	0	0	0	0	0	0	0	0	0	0	0	0	0	0	0	2
	Team																	
	Totals		29	66	13	33	7	17	10	22	32	24	78	17	8	2	3	200

FG % 1st Half: 11-31 35.5% 2nd half: 18-35 51.4% Game: 29-66 43.9%  
 3FG % 1st Half: 4-15 26.7% 2nd half: 9-18 50.0% Game: 13-33 39.4%  
 FT % 1st Half: 5-13 38.5% 2nd half: 2-4 50.0% Game: 7-17 41.2%  
 Deadball Rebounds 3.1

Monmouth 79 • 1-0

#	Player	Total		3-Ptr		Rebounds			PF	TP	A	TO	Blk	Stl	Min			
		FG	FGA	FG	FGA	Off	Def	Tot										
01	Sarr, Pierre	r	2	3	1	2	0	0	0	1	1	3	5	0	0	0	2	12
32	Quinn, Diago	c	6	10	0	0	4	5	3	4	7	3	16	0	0	1	0	24
00	Salnave, Ray	g	1	4	0	1	4	0	1	1	2	6	0	1	1	0	19	
10	Seaborn, Micah	g	5	11	1	3	10	10	10	10	1	21	3	5	0	1	34	
24	Pillari, Louie	g	2	3	1	1	0	0	0	0	0	5	1	2	0	0	17	
02	Martin, Melik	g	0	0	0	0	0	8	8	4	0	0	0	1	0	1	18	
03	Hammond, Deion	g	5	8	2	4	1	1	1	1	13	0	1	0	0	0	21	
04	Traore, Mustapha	g	0	3	0	1	2	2	3	3	2	0	0	0	0	0	6	
11	Papas, George	g	0	0	0	0	0	0	0	0	0	0	0	1	0	1	4	
13	McClary, Marcus	g	0	0	0	0	0	1	1	1	0	0	0	0	0	0	11	
23	Tilghman, Austin	g	3	4	0	0	2	4	2	2	8	1	1	0	0	0	25	
33	Tillman, Zac	g	1	2	0	0	1	1	2	3	3	0	2	1	0	0	9	
	Team																	
	Totals		25	51	5	12	24	30	5	33	38	22	79	5	13	4	4	200

FG % 1st Half: 14-27 51.9% 2nd half: 11-24 45.8% Game: 25-51 49.0%  
 3FG % 1st Half: 4-8 50.0% 2nd half: 1-4 25.0% Game: 5-12 41.7%  
 FT % 1st Half: 9-13 69.2% 2nd half: 15-17 88.2% Game: 24-30 80.0%  
 Deadball Rebounds 4.1

Officials: Mel Chettum, King Whetstone, Adam Vandenberg  
 Technical fouls: Bucknell-None. Monmouth-None.  
 Attendance: 3159  
 #RockThePlanet | In Memory of Mike Radomski

Score by periods	1st	2nd	Total
Bucknell	31	47	78
Monmouth	41	38	79

## GAME 2: MONMOUTH AT SETON HALL

Official Basketball Box Score -- Game Totals -- Final Statistics  
 Monmouth vs Seton Hall  
 11/12/17 1:30 p.m. at Prudential Center (Newark, N.J.)

Monmouth 65 • 1-1

#	Player	Total		3-Ptr		Rebounds			PF	TP	A	TO	Blk	Stl	Min			
		FG	FGA	FG	FGA	Off	Def	Tot										
01	Sarr, Pierre	r	1	2	0	1	0	0	2	2	4	1	2	0	1	0	13	
24	Pillari, Louie	r	2	4	0	1	0	0	0	0	0	1	4	0	1	0	10	
32	Quinn, Diago	c	1	3	0	0	2	2	0	1	1	4	4	0	2	0	11	
10	Seaborn, Micah	g	4	9	2	4	6	6	0	4	4	1	16	1	6	1	31	
23	Tilghman, Austin	g	0	5	0	1	0	0	1	1	0	0	3	1	0	0	25	
00	Salnave, Ray	g	2	4	0	0	3	3	4	7	0	2	0	1	0	1	14	
02	Martin, Melik	g	1	2	1	2	0	0	3	1	3	1	1	1	1	1	19	
03	Hammond, Deion	g	5	11	3	6	4	5	1	2	3	2	17	0	1	0	21	
04	Traore, Mustapha	g	0	0	0	0	1	2	3	2	1	1	0	0	0	0	9	
11	Papas, George	g	1	1	1	1	0	0	1	1	0	3	0	0	0	0	7	
13	McClary, Marcus	g	0	1	0	0	3	4	0	2	3	3	0	0	0	0	16	
33	Tillman, Zac	g	1	1	0	0	3	4	0	2	4	1	5	0	4	1	24	
	Team																	
	Totals		18	43	7	16	22	26	5	27	32	20	65	6	21	4	4	200

FG % 1st Half: 12-23 52.2% 2nd half: 6-20 30.0% Game: 18-43 41.9%  
 3FG % 1st Half: 6-10 60.0% 2nd half: 1-6 16.7% Game: 7-16 43.8%  
 FT % 1st Half: 2-2 100.0 2nd half: 20-24 83.3% Game: 22-26 84.6%  
 Deadball Rebounds 3

Seton Hall 75 • 2-0

#	Player	Total		3-Ptr		Rebounds			PF	TP	A	TO	Blk	Stl	Min			
		FG	FGA	FG	FGA	Off	Def	Tot										
01	NZEI, Michael	r	4	5	0	0	2	4	5	1	6	2	10	0	2	0	22	
31	DELGADO, Angel	c	7	13	0	0	3	5	4	7	11	1	17	1	0	0	1	28
00	CARRINGTON, Khadeen	g	6	16	0	6	2	2	0	1	1	3	14	4	1	0	4	32
13	POWELL, Myles	g	7	13	4	9	0	0	1	3	4	4	18	3	1	0	1	25
20	RODRIGUEZ, Desi	g	3	7	2	4	1	2	3	5	4	9	3	2	0	0	26	
02	WALKER, Jordan	g	0	1	0	1	0	2	0	0	0	2	0	2	0	0	10	
04	GORDON, Eron	g	0	2	0	1	0	0	1	1	0	0	1	3	0	0	9	
14	SANOGO, Ismael	g	0	2	0	0	0	3	2	5	2	0	2	3	0	2	18	
22	CALE, Myles	g	2	5	1	3	0	1	1	2	1	5	0	0	1	1	18	
23	MAMUKELASHVILI, S.	g	1	5	0	1	0	1	2	2	2	0	1	0	0	0	11	
25	FLORY, Philip	g	0	0	0	0	0	1	1	1	0	1	0	0	0	0	1	
	Team																	
	Totals		30	69	7	25	8	16	19	21	40	22	75	16	13	1	9	200

FG % 1st Half: 18-34 52.9% 2nd half: 12-35 34.3% Game: 30-69 43.5%  
 3FG % 1st Half: 6-13 46.2% 2nd half: 1-12 8.3% Game: 7-25 28.0%  
 FT % 1st Half: 6-9 66.7% 2nd half: 2-7 28.6% Game: 8-16 50.0%  
 Deadball Rebounds 2

Officials: Brian O'Connell, Jeffrey Anderson, Wally Rutelci  
 Technical fouls: Monmouth-None. Seton Hall-None.  
 Attendance: 7139  
 NIT Season Tip-Off Campus Game

Score by periods	1st	2nd	Total
Monmouth	32	33	65
Seton Hall	48	27	75

## GAME 3: MONMOUTH AT LEHIGH

Official Basketball Box Score -- Game Totals -- Final Statistics  
 Monmouth vs Lehigh  
 11/14/17 7:05 p.m. at Stabler Arena - Bethlehem, Pa.

Monmouth 80 • 2-1

#	Player	Total		3-Ptr		Rebounds			PF	TP	A	TO	Blk	Stl	Min			
		FG	FGA	FG	FGA	Off	Def	Tot										
01	Sarr, Pierre	r	1	3	0	1	2	4	1	4	5	1	4	0	3	0	0	15
32	Quinn, Diago	r	7	9	0	1	2	2	6	8	1	15	0	2	1	0	0	29
10	Seaborn, Micah	g	6	12	3	6	0	0	7	7	2	15	3	4	0	1	24	
23	Tilghman, Austin	g	3	4	0	0	3	3	0	5	5	1	9	8	6	0	0	23
24	Pillari, Louie	g	1	5	1	4	0	1	2	3	2	3	0	1	0	0	15	
00	Salnave, Ray	g	3	7	0	2	4	6	0	4	4	1	10	2	5	0	0	16
02	Martin, Melik	g	2	3	0	0	2	4	1	3	4	4	6	0	2	0	0	16
03	Hammond, Deion	g	2	7	2	6	0	2	1	0	1	1	6	0	2	0	0	19
04	Traore, Mustapha	g	2	2	0	0	0	2	3	5	1	4	2	0	1	0	10	
11	Papas, George	g	2	3	2	3	2	0	0	0	8	0	0	0	0	0	12	
13	McClary, Marcus	g	0	0	0	0	0	0	1	1	1	0	0	0	0	0	11	
33	Tillman, Zac	g	0	1	0	0	0	0	2	3	5	2	0	1	0	0	10	
	Team																	
	Totals		29	56	8	22	14	23	12	41	53	20	80	16	27	2	2	200

FG % 1st Half: 12-29 41.4% 2nd half: 17-27 63.0% Game: 29-56 51.8%  
 3FG % 1st Half: 6-15 40.0% 2nd half: 2-7 28.6% Game: 8-22 36.4%  
 FT % 1st Half: 3-8 37.5% 2nd half: 11-15 73.3% Game: 14-23 60.9%  
 Deadball Rebounds 6

Lehigh 72 • 1-1

#	Player	Total		3-Ptr		Rebounds			PF	TP	A	TO	Blk	Stl	Min			
		FG	FGA	FG	FGA	Off	Def	Tot										
31	Andree, Pat	r	3	11	2	6	2	3	3	1	10	1	1	0	0	2	23	
13	Karnik, James	c	2	2	0	0	2	3	1	4	4	6	1	1	0	0	0	31
01	Ross, Kahron	g	5	10	1	2	5	1	3	4	4	13	4	1	0	6	33	
02	Leufroy, Kyle	g	4	12	1	6	2	0	5	5	2	11	2	3	0	0	28	
05	Tejada, Lance	g	1	9	1	5	0	2	2	2	2	3	0	1				

# 2017-18 BOX SCORES

## GAME 5: MONMOUTH AT UNC ASHEVILLE

Official Basketball Box Score -- Game Totals -- Final Statistics  
**Monmouth vs UNC Asheville**  
 11/22/17 7:00 PM at Asheville, NC (Kimmel Arena)

Monmouth 51 • 2-3

#	Player	Total			3-Ptr			Rebounds			PF	TP	A	TO	Bk	Stl	Min
		FG	FGA	FT	FTA	Off	Def	Off	Def	Off							
04	Traore, Mustapha	f	1-3	0-0	0-0	1	5	6	1	2	1	1	0	0	0	19	
32	Quinn, Diago	f	0-3	0-0	0-0	1	1	2	2	0	0	1	0	0	0	16	
03	Hammond, Deion	g	3-11	2-7	1-2	2	2	4	1	9	1	3	0	0	0	25	
13	McClary, Marcus	g	2-3	0-0	0-0	2	2	4	3	4	0	1	0	0	0	16	
23	Tilghman, Austin	g	3-7	0-3	5-5	0	2	2	2	11	3	5	0	1	1	31	
00	Salnave, Ray	g	1-6	1-3	2-3	0	3	3	4	5	1	2	0	1	15		
01	Sarr, Pierre	g	2-4	1-2	0-0	0	3	3	1	5	1	2	2	0	12		
02	Martin, Melik	g	0-1	0-0	2-2	0	4	4	2	2	0	4	0	1	13		
11	Papas, George	g	3-7	3-7	0-0	0	6	6	0	9	2	1	0	1	20		
24	Pillari, Louie	g	0-3	0-2	0-0	0	1	1	1	0	0	0	0	0	10		
33	Tillman, Zac	g	2-4	0-0	0-0	0	1	1	4	0	0	0	0	0	13		
44	Ibiezugbe, Sam	g	0-0	0-0	0-0	0	2	2	3	0	0	1	1	1	10		
	Team					2	1	3									
	Totals		17-52	7-24	10-12	8	33	41	21	51	9	22	3	5	200		

FG % 1st Half: 10-26 38.5% 2nd half: 7-26 26.9% Game: 17-52 32.7%  
 3FG % 1st Half: 5-14 35.7% 2nd half: 2-10 20.0% Game: 7-24 29.2%  
 FT % 1st Half: 2-3 66.7% 2nd half: 8-9 88.9% Game: 10-12 83.3%

UNC Asheville 62 • 3-2

#	Player	Total			3-Ptr			Rebounds			PF	TP	A	TO	Bk	Stl	Min
		FG	FGA	FT	FTA	Off	Def	Off	Def	Tot							
02	WNUK, Alec	f	3-5	1-2	0-1	1	1	2	3	7	1	3	0	0	0	20	
10	VANNATTA, Kevin	g	7-12	5-5	6-8	0	5	5	1	25	1	3	0	0	38		
14	THOMAS, Ahmad	g	5-14	1-2	2-4	3	9	12	4	13	5	2	1	4	34		
25	TEAGUE, MaCio	g	1-9	0-2	2-4	0	6	6	1	4	4	2	0	2	35		
33	RACKLEY, Drew	g	1-5	1-2	0-0	1	1	2	1	3	1	1	0	1	16		
00	GILMORE, Donovan	g	1-1	0-0	0-0	1	1	2	4	2	0	1	1	1	8		
01	BAEHRE, Jonathan	g	0-5	0-2	0-0	4	2	6	1	0	1	2	2	1	20		
11	SEEGARS, Jalen	g	1-1	0-0	2-3	0	1	1	0	4	0	0	0	1	8		
12	MILLER, Raekwon	g	2-7	0-3	0-0	0	0	0	2	4	0	0	1	3	21		
	Team					1	2	3									
	Totals		21-59	8-18	12-20	11	28	39	17	62	13	15	5	13	200		

FG % 1st Half: 11-30 36.7% 2nd half: 10-29 34.5% Game: 21-59 35.6%  
 3FG % 1st Half: 4-9 44.4% 2nd half: 4-9 44.4% Game: 8-18 44.4%  
 FT % 1st Half: 8-15 53.3% 2nd half: 4-5 80.0% Game: 12-20 60.0%

Officials: Tony Henderson, Steve Anderson and Jemel Spearman  
 Technical fouls: Monmouth-None. UNC Asheville-None.  
 Attendance: 1008

Score by periods	1st	2nd	Total
Monmouth	27	24	51
UNC Asheville	34	28	62

## GAME 6: MONMOUTH vs PENN

Official Basketball Box Score -- Game Totals -- Final Statistics  
**Penn vs Monmouth**  
 11/25/17 7:04 pm at OceanFirst Bank Center

Penn 101 • 5-3

#	Player	Total			3-Ptr			Rebounds			PF	TP	A	TO	Bk	Stl	Min
		FG	FGA	FT	FTA	Off	Def	Off	Def	Tot							
00	Royshchild, Max	f	2-8	0-0	7-12	3	4	7	5	11	0	2	0	1	32		
25	Brodeur, AJ	f	1-5	0-1	2-4	4	4	8	5	4	1	4	0	1	19		
02	Woods, Antonio	g	6-14	1-4	10-14	1	4	5	4	23	2	3	1	1	50		
04	Foreman, Darnell	g	1-9	0-3	0-0	0	3	3	5	2	4	2	1	0	23		
21	Betley, Ryan	g	7-17	6-12	6-8	1	5	6	4	26	1	4	0	2	55		
06	Donahue, Jackson	g	3-9	2-8	1-2	2	2	4	5	9	1	2	0	0	29		
10	Wood, Caleb	g	0-3	0-3	0-0	0	1	1	0	0	0	0	0	0	10		
12	Goodman, Devon	g	1-2	1-2	0-0	0	1	1	3	3	0	0	0	0	10		
13	Scott, Eddie	g	8-8	1-1	4-9	5	8	13	3	21	0	2	0	0	36		
14	Jones, Sam	g	0-1	0-1	0-0	0	0	0	0	0	0	0	0	0	7		
20	MacDonald, Matt	g	1-1	0-0	0-1	0	0	0	0	2	2	0	0	1	9		
24	Simmons, Jarrod	g	0-0	0-0	0-0	0	0	0	0	3	0	0	0	0	9		
40	Dwyer, Dan	g	0-0	0-0	0-0	1	0	1	0	3	0	1	0	0	11		
	Team					2	5	7									
	Totals		30-77	11-35	30-50	19	37	56	40	101	12	19	2	7	300		

FG % 1st Half: 14-27 51.9% 2nd half: 5-27 18.5% OT: 11-23 47.8% Game: 30-77 39.0%  
 3FG % 1st Half: 7-14 50.0% 2nd half: 1-12 8.3% OT: 3-9 33.3% Game: 11-35 31.4%  
 FT % 1st Half: 10-17 58.8% 2nd half: 8-15 53.3% OT: 12-18 66.7% Game: 30-50 60.0%  
 12.3

Monmouth 96 • 2-4

#	Player	Total			3-Ptr			Rebounds			PF	TP	A	TO	Bk	Stl	Min
		FG	FGA	FT	FTA	Off	Def	Off	Def	Tot							
04	Traore, Mustapha	f	5-8	0-0	3-9	4	4	8	4	13	1	1	0	0	33		
32	Quinn, Diago	f	1-3	0-0	1-4	2	5	7	5	3	0	1	1	1	18		
03	Hammond, Deion	g	2-6	1-3	0-0	2	1	3	4	5	1	3	1	0	30		
23	Tilghman, Austin	g	6-15	1-3	6-10	0	12	12	3	19	8	3	0	1	48		
24	Pillari, Louie	g	1-4	1-2	2-2	0	1	1	1	5	0	1	1	0	10		
00	Salnave, Ray	g	4-13	2-5	4-12	3	5	8	5	14	1	1	0	1	39		
01	Sarr, Pierre	g	0-0	0-0	1-2	0	1	1	1	1	0	1	0	0	5		
02	Martin, Melik	g	5-7	1-2	2-5	1	4	5	3	13	1	3	0	2	50		
11	Papas, George	g	5-12	2-7	4-5	0	1	1	4	16	1	1	0	1	40-		
13	McClary, Marcus	g	0-1	0-0	0-1	1	0	1	2	0	0	0	0	0	7		
33	Tillman, Zac	g	2-2	0-0	1-1	0	1	1	5	5	2	0	0	0	10		
44	Ibiezugbe, Sam	g	1-3	0-0	0-0	1	0	1	2	2	0	2	1	0	10		
	Team					1	1	2									
	Totals		32-74	8-22	24-51	15	36	51	39	96	15	20	4	6	300		

FG % 1st Half: 11-27 40.7% 2nd half: 10-23 43.5% OT: 11-24 45.8% Game: 32-74 43.2%  
 3FG % 1st Half: 3-8 37.5% 2nd half: 3-7 42.9% OT: 2-7 28.6% Game: 8-22 36.4%  
 FT % 1st Half: 6-11 54.5% 2nd half: 10-21 47.6% OT: 4-9 42.1% Game: 24-51 47.1%  
 14

Officials: Andrew Maira, Andy O'Brien, Anthony Burris  
 Technical fouls: Penn-Foreman, Darnell; Donahue, Jackson; Monmouth-None.  
 Attendance: 2425

Score by periods	1st	2nd	OT	OT2	OT3	OT4	Total
Penn	45	19	7	7	11	12	101
Monmouth	31	33	7	7	11	7	96

Last FG - PENN OT4-00:36, MON OT4-03:35.  
 Largest lead - PENN by 15 2nd-14:47, MON by 8 1st-15:07.  
 PENN led for 33:51, MON led for 19:18. Game was tied for 06:40.  
 Score tied - 16 times.  
 Lead changed - 15 times.

## GAME 7: MONMOUTH vs ALBANY

Official Basketball Box Score -- Game Totals -- Final Statistics  
**Albany vs Monmouth**  
 11/27/17 7:05 PM at OceanFirst Bank Center

Albany 73 • 6-1

#	Player	Total			3-Ptr			Rebounds			PF	TP	A	TO	Bk	Stl	Min
		FG	FGA	FT	FTA	Off	Def	Off	Def	Tot							
12	CAMPBELL, Devonte	f	5-7	0-2	2-4	0	5	5	1	12	0	1	0	0	30		
30	CHARLES, Travis	f	5-9	0-0	8-9	3	6	9	5	18	0	1	0	0	34		
43	STIRE, Craig	f	1-2	0-0	0-1	1	0	1	5	2	0	1	0	0	8		
13	NICHOLS, David	g	6-18	0-3	2-7	0	3	3	4	14	2	3	0	1	40		
24	CREMO, Joe	g	6-12	2-3	5-5	2	7	9	3	19	2	7	0	1	38		
01	ANDERSON, Costa	g	1-1	1-1	0-0	0	0	0	0	3	0	1	0	0	9		
02	CLARK, Ahmad	g	0-0	0-0	0-0	0	0	0	0	0	0	0	0	0	3		
33	CONWAY, Matt	g	1-3	0-2	1-2	0	4	4	1	3	0	0	0	0	26		
34	FOSTER, Alex	g	1-2	0-0	0-0	1	2	3	4	2	0	1	2	0	12		
	Team					4	3	7									
	Totals		26-54	3-11	18-28	11	30	41	23	73	5	15	3	2	200		

FG % 1st Half: 15-30 50.0% 2nd half: 11-24 45.8% Game: 26-54 48.1%  
 3FG % 1st Half: 3-6 50.0% 2nd half: 0-5 0.0% Game: 3-11 27.3%  
 FT % 1st Half: 5-8 62.5% 2nd half: 13-20 65.0% Game: 18-28 64.3%

Monmouth 81 • 3-4

#	Player	Total			3-Ptr			Rebounds			PF	TP	A	TO	Bk	Stl
---	--------	-------	--	--	-------	--	--	----------	--	--	----	----	---	----	----	-----

# 2017-18 BOX SCORES

## GAME 9: MONMOUTH vs HOFSTRA

Official Basketball Box Score -- Game Totals -- Final Statistics  
Hofstra vs Monmouth  
12/06/17 7:05 PM at OceanFirst Bank Center

Hofstra 85 • 5-3

#	Player	Total		3-Ptr		Rebounds		PF	TP	A	TO	Blk	Stl	Min	
		FG-FGA	FG-FGA	FT-FTA	FT-FTA	Off	Def								Tot
12	Angus III, Joel	f	5-6	0-0	7-7	4	7	11	4	17	0	0	0	2	27
11	Gustys, Rokas	c	2-5	0-0	1-2	1	3	4	5	5	1	0	0	0	15
02	Wormley, Kenny	g	1-5	0-0	0-0	1	0	1	1	2	3	3	0	0	16
03	Wright-Foreman, J	g	9-20	5-8	1-2	0	2	2	2	24	3	2	0	1	40
05	Pemberton, Eli	g	5-12	4-7	3-4	0	4	4	4	17	2	1	0	2	34
01	Radovic, Matija	g	0-1	0-1	0-0	0	0	0	0	0	0	0	0	0	5
04	Bule, Desure	g	0-2	0-0	0-0	0	0	0	0	0	2	1	0	1	10
15	Trueheart, Stafford	g	2-3	0-0	0-0	3	4	7	1	4	1	1	3	0	17
20	Ray, Jalen	g	5-9	4-8	0-0	1	0	1	0	14	2	1	0	1	21
33	Sabety, Hunter	g	1-3	0-0	0-0	0	0	0	1	2	1	1	1	0	15
Team						2	0	2							
Totals			30-66	13-24	12-15	12	20	32	18	85	15	10	4	7	200

FG % 1st Half: 11-31 35.5% 2nd half: 19-35 54.3% Game: 30-66 45.5%  
3FG % 1st Half: 4-8 50.0% 2nd half: 9-16 56.3% Game: 13-24 54.2%  
FT % 1st Half: 4-6 66.7% 2nd half: 8-9 88.9% Game: 12-15 80.0%

Monmouth 84 • 3-6

#	Player	Total		3-Ptr		Rebounds		PF	TP	A	TO	Blk	Stl	Min	
		FG-FGA	FG-FGA	FT-FTA	FT-FTA	Off	Def								Tot
04	Traore, Mustapha	f	4-5	0-0	1-2	1	3	4	2	9	0	3	1	0	23
32	Quinn, Diago	c	3-4	0-0	1-2	2	2	4	3	7	1	0	0	2	19
03	Hammond, Delon	g	2-7	1-2	0-0	1	1	4	5	1	0	0	0	18	
11	Papas, George	g	2-4	2-4	1-2	0	1	1	1	7	2	1	0	0	14
24	Pillari, Louie	g	1-5	0-2	0-0	0	0	0	1	2	0	3	0	0	12
00	Salnave, Ray	g	1-3	0-0	0-0	0	3	3	0	2	0	0	0	1	14
02	Martin, Melik	g	2-3	1-1	0-0	1	2	3	1	5	1	2	0	1	17
10	Seaborn, Micah	g	9-13	3-5	2-2	1	3	4	1	23	3	3	1	0	29
13	McClary, Marcus	g	0-0	0-0	0-0	2	2	0	0	1	0	0	1	0	7
23	Tilghman, Austin	g	6-8	1-2	1-3	1	5	6	1	14	5	3	0	3	26
33	Tillman, Zac	g	4-6	0-0	2-4	2	3	1	10	0	2	0	1	16	
44	Ibiezugbe, Sam	g	0-0	0-0	0-0	0	1	1	0	0	0	0	0	0	5
Team						2	0	2							
Totals			34-58	8-16	8-17	9	25	34	15	84	14	17	4	7	200

FG % 1st Half: 19-30 63.3% 2nd half: 15-28 53.6% Game: 34-58 58.6%  
3FG % 1st Half: 5-9 55.6% 2nd half: 3-7 42.9% Game: 8-16 50.0%  
FT % 1st Half: 0-0 0.0% 2nd half: 8-17 47.1% Game: 8-17 47.1%

Officials: DJ Carstensen, Marek Drabinski, Ray Perone  
Technical fouls: Hofstra-Gustys, Rokas. Monmouth-None.  
Attendance: 2012

Score by periods	1st	2nd	Total
Hofstra	30	55	85
Monmouth	43	41	84

Last FG - HOFSTRA 2nd-00:02, MON 2nd-00:24.  
Largest lead - HOFSTRA by 6 1st-16:13, MON by 14 2nd-15:16.  
HOFSTRA led for 11:45. MON led for 24:25. Game was tied for 03:50.

Score tied - 6 times.  
Lead changed - 10 times.

## GAME 10: MONMOUTH vs KENTUCKY

Official Basketball Box Score -- Game Totals -- Final Statistics  
Monmouth vs KENTUCKY  
12/9/17 12pm at Madison Square Garden, New York, NY

Monmouth 76

#	Player	Total		3-Ptr		Rebounds		PF	TP	A	TO	Blk	Stl	Min	
		FG-FGA	FG-FGA	FT-FTA	FT-FTA	Off	Def								Tot
04	Traore, Mustapha	f	1-1	0-0	1-2	0	0	0	2	3	0	1	0	0	10
32	Quinn, Diago	c	1-4	0-0	2-3	1	1	2	1	4	0	2	1	0	10
00	Salnave, Ray	g	2-9	0-2	3-4	0	3	3	3	7	5	2	0	3	19
10	Seaborn, Micah	g	5-14	4-10	4-4	2	3	5	1	18	3	3	0	2	32
23	Tilghman, Austin	g	3-8	0-2	0-0	0	1	1	1	6	3	0	0	3	32
01	Sarr, Pierre	g	1-1	1-1	1-2	3	1	4	2	4	2	0	0	9	
02	Martin, Melik	g	0-2	0-0	0-0	3	1	4	2	0	1	0	1	16	
03	Hammond, Delon	g	7-16	4-11	1-1	1	2	3	3	19	1	0	0	24	
11	Papas, George	g	0-2	0-2	0-0	0	0	0	0	0	1	0	0	0	8
13	McClary, Marcus	g	0-2	0-0	0-0	1	0	1	0	0	0	0	0	0	6
15	Pillari, Dan	g	1-1	1-1	0-0	0	0	0	0	0	3	1	0	0	1
24	Pillari, Louie	g	0-0	0-0	2-2	0	0	0	0	0	2	0	0	0	2
33	Tillman, Zac	g	1-5	0-0	0-0	1	5	6	3	2	2	4	0	1	20
44	Ibiezugbe, Sam	g	4-5	0-0	0-0	2	0	2	3	8	1	1	0	0	11
Team						2	1	3							
Totals			26-70	10-29	14-18	16	18	34	21	76	20	15	2	10	200

FG % 1st Half: 10-31 32.3% 2nd half: 16-39 41.0% Game: 26-70 37.1%  
3FG % 1st Half: 4-15 26.7% 2nd half: 6-14 42.9% Game: 10-29 34.5%  
FT % 1st Half: 7-11 63.6% 2nd half: 7-7 100.0% Game: 14-18 77.8%

KENTUCKY 93

#	Player	Total		3-Ptr		Rebounds		PF	TP	A	TO	Blk	Stl	Min	
		FG-FGA	FG-FGA	FT-FTA	FT-FTA	Off	Def								Tot
25	WASHINGTON, PJ	f	5-8	1-2	9-9	2	4	6	2	20	1	3	4	0	32
04	RICHARDS, NICK	c	5-7	0-0	0-0	4	4	8	3	10	0	2	1	0	18
00	GREEN, QUADE	g	4-6	1-2	0-0	1	2	3	2	9	5	1	0	0	16
03	DIALLO, HAMIDOU	g	8-13	1-2	6-10	1	3	4	2	23	1	1	0	2	30
05	KNOX, KEVIN	g	1-9	1-5	1-2	1	4	5	2	4	4	7	0	1	31
10	DAVID, JONNY	g	0-0	0-0	0-0	0	0	0	0	0	0	0	0	0	0+
12	CALIPARI, BRAD	g	0-1	0-1	0-0	0	1	1	0	0	0	0	0	0	6
14	WYNARD, TAI	g	1-1	0-0	2-2	2	4	6	3	4	0	2	0	2	12
22	GILGEOUS-ALEXANDER	g	4-8	2-4	5-6	1	5	6	1	15	9	3	0	1	32
30	PULLIAM, DILLON	g	0-0	0-0	0-0	0	0	0	0	0	0	0	0	0	0+
32	GABRIEL, WENYEN	g	3-5	1-3	1-3	1	3	4	3	8	0	0	3	1	23
Team						1	0	1							
Totals			31-58	7-19	24-32	14	30	44	18	93	20	19	8	7	200

FG % 1st Half: 17-28 60.7% 2nd half: 14-30 46.7% Game: 31-58 53.4%  
3FG % 1st Half: 5-9 55.6% 2nd half: 2-10 20.0% Game: 7-19 36.8%  
FT % 1st Half: 7-11 63.6% 2nd half: 9-11 81.8% Game: 24-32 75.0%

Officials: Tony Henderson, Patrick Evans, Rob Rorke  
Technical fouls: Monmouth-None. KENTUCKY-None.  
Attendance: 10438  
2017 Citi Hoops Classic

Score by periods	1st	2nd	Total
Monmouth	31	45	76
KENTUCKY	54	39	93

Points in Paint: MON 26, UK 38  
Offensive Rebounds: MON 13, UK 11  
Fast Break Points: MON 20, UK 27  
Bench Points: MON 12, UK 38

Last FG - MON 2nd-00:03, UK 2nd-00:09.  
Largest lead - MON by 1 1st-17:22, UK by 29 2nd-10:39.  
MON led for 00:18, UK led for 39:28. Game was tied for 00:14.

Score tied - 0 times.  
Lead changed - 2 times.

## GAME 11: MONMOUTH AT PRINCETON

Official Basketball Box Score -- Game Totals -- Final Statistics  
Monmouth vs Princeton  
12/12/17 7:05 p.m. at Princeton, N.J. (Jadwin Gym)

Monmouth 58 • 3-8

#	Player	Total		3-Ptr		Rebounds		PF	TP	A	TO	Blk	Stl	Min	
		FG-FGA	FG-FGA	FT-FTA	FT-FTA	Off	Def								Tot
04	Traore, Mustapha	f	1-3	0-0	0-0	2	1	3	1	2	1	2	1	19	
32	Quinn, Diago	c	4-6	0-0	3-7	4	0	4	2	11	0	3	0	0	22
03	Hammond, Delon	g	6-10	5-8	0-0	0	0	0	1	17	0	2	0	28	
10	Seaborn, Micah	g	2-10	2-4	2-2	0	2	2	3	8	3	3	0	1	31
23	Tilghman, Austin	g	1-5	1-2	4-4	0	8	8	2	7	1	4	0	0	36
00	Salnave, Ray	g	1-4	0-1	4-4	2	3	5	3	6	0	4	0	2	17
02	Martin, Melik	g	0-1	0-1	0-0	0	2	2	0	0	0	0	0	1	8
11	Papas, George	g	0-0	0-0	0-0	2	2	0	0	0	1	0	0	0	4
13	McClary, Marcus	g	2-2	0-0	2-2	0	1	1	1	6	0	0	0	1	13
24	Pillari, Louie	g	0-1	0-1	0-0	0	0	0	1	0	0	0	0	0	3
33	Tillman, Zac	g	0-1	0-0	1-2	0	2	2	1	2	1	0	0	0	11
44	Ibiezugbe, Sam	g	0-1	0-0	0-0	0	2	2	0	0	0	0	0	0	8
Team						1	2	3							
Totals			17-44	8-17	16-21	9	25	34	18						

# 2017-18 BOX SCORES

## GAME 13: MONMOUTH AT QUINNIPIAC

Official Basketball Box Score -- Game Totals -- Final Statistics  
 Monmouth vs Quinnipiac  
 12/28/17 7:30 p.m. at Hamden, CT (TD Bank Sports Center)

Monmouth 76 • 4-9, 0-1 MAAC

#	Player	Total			3-Ptr			Rebounds			PF	TP	A	TO	Bk	Stl	Min
		FG	FGA	FT	FTA	FG	FGA	FT	FTA	Off							
04	Traore, Mustapha	r	2-4	0-0	0-0	3	1	4	2	4	2	2	0	0	0	14	
32	Quinn, Diago	f	3-6	0-0	0-0	1	1	2	5	6	0	1	0	0	0	14	
03	Hammond, Deion	g	4-9	3-5	2-2	0	2	2	0	13	2	1	0	0	0	25	
10	Seaborn, Micah	g	5-10	1-5	3-4	0	5	5	3	14	2	1	1	3	27		
23	Tilghman, Austin	g	5-6	0-0	3-5	2	6	8	3	13	7	3	0	0	0	31	
00	Salnave, Ray	g	1-4	0-2	0-0	0	2	2	1	2	2	0	0	0	0	12	
01	Sarr, Pierre	g	1-1	1-1	3-4	1	1	2	0	6	1	0	1	2	7		
02	Martin, Melik	g	0-3	0-2	0-0	0	3	3	1	0	2	0	0	0	0	16	
13	McClary, Marcus	g	2-4	0-0	0-0	1	2	3	2	4	0	0	0	0	0	9	
24	Pillari, Louie	g	2-6	2-3	0-0	1	1	2	1	6	1	0	0	0	0	18	
23	Tillman, Zac	g	2-3	0-0	0-0	0	0	0	0	4	0	1	0	0	0	16	
44	Ibiezugbe, Sam	g	2-4	0-0	0-0	0	1	1	0	4	0	0	0	0	0	11	
	Team					0	1	1		0	1						
Totals			29-60	7-18	11-15	9	26	35	18	78	19	9	2	7	200		

FG % 1st Half: 17-32 53.1% 2nd half: 12-28 42.9% Game: 29-60 48.3%  
 3FG % 1st Half: 5-11 45.5% 2nd half: 2-7 28.6% Game: 7-18 38.9%  
 FT % 1st Half: 4-5 80.0% 2nd half: 7-10 70.0% Game: 11-15 73.3%

Quinnipiac 78 • 4-9, 1-0 MAAC

#	Player	Total			3-Ptr			Rebounds			PF	TP	A	TO	Bk	Stl	Min
		FG	FGA	FT	FTA	FG	FGA	FT	FTA	Off							
11	Chigha, Alain	f	1-2	0-1	4-5	0	1	1	3	6	1	0	0	1	12		
34	Bundu, Abdulai	f	4-5	0-0	3-4	1	7	8	3	11	0	1	1	0	31		
01	Young, Cameron	g	7-12	3-8	3-6	1	7	8	1	20	3	3	1	3	36		
12	Washington, Isalah	g	1-7	1-4	1-2	0	0	0	2	4	1	2	1	1	32		
15	Kelly, Rich	g	1-7	0-3	4-5	0	4	4	3	6	1	3	0	1	34		
00	Robinson, Aaron	g	1-4	0-2	0-0	2	1	3	0	2	1	0	0	0	13		
14	Robinson, Andrew	g	4-9	3-7	0-0	1	1	2	1	11	1	0	0	0	21		
25	Rigoni, Jacob	g	6-7	6-7	0-0	0	1	1	3	18	2	1	1	0	21		
	Team					2	3	5									
Totals			25-53	13-32	15-22	7	25	32	16	78	20	10	4	6	200		

FG % 1st Half: 16-32 50.0% 2nd half: 9-21 42.9% Game: 25-53 47.2%  
 3FG % 1st Half: 7-19 36.8% 2nd half: 6-13 46.2% Game: 13-32 40.6%  
 FT % 1st Half: 5-5 100.0% 2nd half: 10-17 58.8% Game: 15-22 68.2%

Officials: Brian Dorsey, Ron Tyburski, Anthony Burris  
 Technical fouls: Monmouth-None. Quinnipiac-None.  
 Attendance: 1897

Score by periods	1st	2nd	Total
Monmouth	43	33	76
Quinnipiac	44	34	78

	In	Off	2nd	Fast	Bench
Points	Paint	T/O	Chance	Break	
MON	34	14	10	13	31
QUI	16	12	7	5	26

Last FG - MON 2nd-00:08, QUI 2nd-02:09.  
 Largest lead - MON by 5 1st-08:32, QUI by 8 2nd-05:17.  
 MON led for 07:43. QUI led for 27:15. Game was tied for 05:02.  
 Score tied - 7 times.  
 Lead changed - 10 times.

## GAME 14: MONMOUTH AT SAINT PETER'S

Official Basketball Box Score -- Game Totals -- Final Statistics  
 Monmouth vs Saint Peter's  
 12/31/17 12 p.m. at Jersey City, NJ - Yanitelli Center

Monmouth 64 • 4-10, 0-2 MAAC

#	Player	Total			3-Ptr			Rebounds			PF	TP	A	TO	Bk	Stl	Min
		FG	FGA	FT	FTA	FG	FGA	FT	FTA	Off							
04	Traore, Mustapha	r	0-2	0-0	0-0	0	1	1	0	1	1	0	0	0	0	4	
32	Quinn, Diago	f	1-3	0-0	0-2	1	2	3	2	1	2	3	2	1	1	10	
03	Hammond, Deion	g	2-7	0-4	3-4	0	1	1	3	7	1	2	1	2	28		
10	Seaborn, Micah	g	4-7	2-4	6-6	0	3	3	1	16	2	1	0	0	20		
23	Tilghman, Austin	g	3-6	0-0	4-4	1	1	2	1	10	0	1	1	1	29		
00	Salnave, Ray	g	2-3	2-3	3-4	0	6	6	4	9	1	3	2	0	24		
01	Sarr, Pierre	g	0-1	0-1	0-0	0	4	4	2	0	1	0	0	0	11		
02	Martin, Melik	g	0-2	0-1	0-0	0	0	0	0	0	0	0	0	0	7		
13	McClary, Marcus	g	3-5	0-0	1-1	1	3	4	3	7	1	2	0	0	23		
24	Pillari, Louie	g	1-4	0-3	0-0	0	0	0	3	2	0	1	0	0	14		
23	Tillman, Zac	g	3-5	0-0	1-1	2	0	2	3	7	0	5	1	0	16		
44	Ibiezugbe, Sam	g	2-2	0-0	0-2	0	1	1	1	4	0	0	0	0	14		
	Team					0	1	1									
Totals			21-47	4-16	18-24	5	23	28	25	64	7	18	6	4	200		

FG % 1st Half: 10-24 41.7% 2nd half: 11-23 47.8% Game: 21-47 44.7%  
 3FG % 1st Half: 2-8 25.0% 2nd half: 2-8 25.0% Game: 4-16 25.0%  
 FT % 1st Half: 8-11 72.7% 2nd half: 10-13 76.9% Game: 18-24 75.0%

Saint Peter's 77 • 7-6, 1-1 MAAC

#	Player	Total			3-Ptr			Rebounds			PF	TP	A	TO	Bk	Stl	Min
		FG	FGA	FT	FTA	FG	FGA	FT	FTA	Off							
11	Enechionya, Nnamdi	f	4-10	3-5	4-5	0	2	2	1	15	1	1	0	0	35		
23	Idowu, Samuel	f	2-7	2-3	2-2	2	3	5	4	8	0	0	1	0	12		
00	Griffin, Nick	g	6-17	3-7	2-2	0	3	3	1	17	2	1	0	0	34		
03	Gonzales, Elijah	g	2-2	0-0	0-0	0	3	3	2	4	5	3	0	1	25		
24	Taylor, Quinn	g	2-9	0-2	5-5	1	6	7	3	9	2	1	0	2	32		
12	Livingston, Jeremiah	g	0-0	0-0	0-0	0	0	0	0	0	0	0	0	0	3		
15	Ndiaye, Mamadou	g	1-1	1-1	5-7	1	1	2	3	8	1	2	1	1	16		
21	Powell, Julian	g	2-3	0-0	2-2	2	2	4	2	6	1	1	2	1	15		
25	Jones, Cameron	g	2-6	0-2	6-6	1	3	4	1	10	2	2	0	3	28		
	Team					5	1	6									
Totals			21-55	9-20	26-29	12	24	36	17	77	14	13	4	8	200		

FG % 1st Half: 7-28 25.0% 2nd half: 14-27 51.9% Game: 21-55 38.2%  
 3FG % 1st Half: 2-10 20.0% 2nd half: 7-10 70.0% Game: 9-20 45.0%  
 FT % 1st Half: 14-15 93.3% 2nd half: 12-14 85.7% Game: 26-29 89.7%

Officials: Rob Riley, Josh White, Mike Luckie  
 Technical fouls: Monmouth-None. Saint Peter's-None.  
 Attendance: 580

Score by periods	1st	2nd	Total
Monmouth	30	34	64
Saint Peter's	30	47	77

	In	Off	2nd	Fast	Bench
Points	Paint	T/O	Chance	Break	
MON	28	13	5	4	29
SPUM	18	21	6	2	24

Last FG - MON 2nd-00:00, SPUM 2nd-01:57.  
 Largest lead - MON None, SPUM by 19 2nd-11:47.  
 MON led for 00:00. SPUM led for 36:09. Game was tied for 03:51.  
 Score tied - 2 times.  
 Lead changed - 0 times.

## GAME 15: MONMOUTH vs MANHATTAN

Official Basketball Box Score -- Game Totals -- Final Statistics  
 Manhattan vs Monmouth  
 01/05/18 7:04 PM at OceanFirst Bank Center

Manhattan 66 • 7-8, 2-1 MAAC

#	Player	Total			3-Ptr			Rebounds			PF	TP	A	TO	Bk	Stl	Min
		FG	FGA	FT	FTA	FG	FGA	FT	FTA	Off							
04	Waterman, Zane	r	3-8	0-2	0-1	1	1	2	4	6	1	0	0	0	0	20	
23	Williams, Rich	f	7-10	4-7	2-2	1	6	7	1	20	1	0	2	1	34		
33	Paulicap, Pauly	f	1-2	0-0	0-0	1	1	2	4	2	0	0	0	0	14		
03	Turner, Xavier	g	4-7	4-5	2-2	0	1	1	3	14	3	2	0	1	26		
22	Capuano, Thomas	g	0-3	0-1	0-0	1	2	3	1	0	1	0	0	0	17		
02	Strzala, Patrick	g	1-3	1-3	2-2	1	0	1	2	5	0	0	0	0	7		
10	Mack, Nehemiah	g	1-4	1-3	0-0	0	0	0	3	2	1	0	3	15			
11	Walker Jr., Aaron	g	2-8	0-3	2-3	1	1	2	0	6	1	2	0	2	21		
14	Crawford, Calvin	g	3-7	1-4	3-4	2	3	5	0	10	1	2	0	0	30		
24	Ebube, Ebube	g	0-2	0-0	0-0	0	0	0	0	0	0	0	0	0	11		
30	Diallo, Ibrahim	g	0-1	0-0	0-1	1	3	4	2	0	2	0	0	0	5		
	Team					0	0	0									
Totals			22-55	11-28	11-15	9	18	27	20	66	10	17	1	10	200		

FG % 1st Half: 12-31 38.7% 2nd half: 10-24 41.7% Game: 22-55 40.0%  
 3FG % 1st Half: 8-19 42.1% 2nd half: 3-9 33.3% Game: 11-28 39.3%  
 FT % 1st Half: 1-4 25.0% 2nd half: 10-11 90.9% Game: 11-15 73.3%

# 2017-18 BOX SCORES

## GAME 17: MONMOUTH AT CANISIUS

Official Basketball Box Score -- Game Totals -- Final Statistics  
**Monmouth vs Canisius**  
 01/14/18 2:05 PM at Koessler Athletic Center (Buffalo, NY)

**Monmouth 79 • 5-12, 1-4 MAAC**

#	Player	Total		3-Ptr		Rebounds			PF	TP	A	TO	Blk	Stl	Min
		FG-FGA	FG-FGA	FT-FTA	Off	Def	Tot								
04	Traore, Mustapha	r	0-2	0-0	2-4	2	4	6	1	2	0	1	0	0	15
32	Quinn, Diago	c	4-7	0-0	7-9	2	3	5	2	15	0	2	1	0	26
00	Salnave, Ray	g	2-6	0-2	3-4	0	3	3	5	7	3	1	0	1	21
03	Hammond, Deion	g	2-7	1-4	1-2	0	0	0	4	6	0	1	0	2	21
23	Tilghman, Austin	g	8-10	0-0	6-9	0	9	9	2	22	5	7	0	3	34
01	Sarr, Pierre		0-0	0-0	0-0	0	0	0	2	0	0	0	0	0	5
02	Martin, Melik		1-4	0-1	0-0	0	1	1	3	2	1	2	0	1	17
11	Papas, George		1-3	1-3	2-2	0	1	1	2	5	1	2	0	0	12
13	McClary, Marcus		0-3	0-0	0-0	0	1	1	2	0	0	0	0	1	10
24	Pillari, Louie		6-7	4-5	2-2	0	1	1	3	18	2	0	0	1	25
33	Tillman, Zac		1-4	0-0	0-0	1	0	1	2	2	1	1	0	1	14
44	Ibhezugbe, Sam		0-0	0-0	0-0	0	0	0	0	0	0	0	0	0	0+
	Team					1	1	2							
	<b>Totals</b>		<b>25-53</b>	<b>6-15</b>	<b>23-32</b>	<b>6</b>	<b>24</b>	<b>30</b>	<b>28</b>	<b>79</b>	<b>13</b>	<b>18</b>	<b>1</b>	<b>10</b>	<b>200</b>

FG % 1st Half: 16-27 59.3% 2nd half: 9-26 34.6% Game: 25-53 47.2% Deadball Rebounds: 4  
 3FG % 1st Half: 4-7 57.1% 2nd half: 2-8 25.0% Game: 6-15 40.0%  
 FT % 1st Half: 9-12 75.0% 2nd half: 14-20 70.0% Game: 23-32 71.9%

**Canisius 94 • 11-8, 5-1 MAAC**

#	Player	Total		3-Ptr		Rebounds			PF	TP	A	TO	Blk	Stl	Min
		FG-FGA	FG-FGA	FT-FTA	Off	Def	Tot								
02	Crumpton, Jermaine	r	6-14	3-4	8-9	0	5	5	0	23	1	0	1	0	33
10	Planinic, Selvedin	c	0-2	0-2	0-0	0	2	2	4	0	3	1	0	0	15
01	Johnson, Malik	g	3-4	3-3	1-2	0	3	3	3	10	2	3	0	1	24
13	Reese, Isaiah	g	7-11	3-6	5-5	0	7	7	3	22	5	3	1	2	36
15	Molson, Takal	g	3-11	1-5	11-16	1	5	6	4	18	5	2	0	1	35
03	Sanks, Jonathan		3-3	3-3	0-0	0	1	1	2	9	1	3	0	0	17
04	White, Jalanni		0-0	0-0	0-0	0	0	0	0	0	0	0	0	0	2
05	Heath, D.J.		0-0	0-0	0-0	0	0	0	1	0	1	0	0	1	6
11	Lotts, Marcale		0-0	0-0	0-0	2	0	2	4	0	0	3	0	0	7
14	Foley, Spencer		0-2	0-2	0-0	0	0	0	1	0	1	0	0	0	5
21	Hitchon, Scott		0-1	0-1	0-0	0	0	0	1	0	0	1	0	0	10
22	Faulkner, Jibreel		2-6	1-4	7-8	3	0	3	2	12	1	1	0	0	10
	Team					5	4	9							
	<b>Totals</b>		<b>24-54</b>	<b>14-30</b>	<b>32-40</b>	<b>11</b>	<b>27</b>	<b>38</b>	<b>25</b>	<b>94</b>	<b>20</b>	<b>18</b>	<b>2</b>	<b>5</b>	<b>200</b>

FG % 1st Half: 11-29 37.9% 2nd half: 13-25 52.0% Game: 24-54 44.4% Deadball Rebounds: 3  
 3FG % 1st Half: 6-15 40.0% 2nd half: 8-15 53.3% Game: 14-30 46.7%  
 FT % 1st Half: 15-19 78.9% 2nd half: 17-21 81.0% Game: 32-40 80.0%

Officials: Robert Riley, Andy O'Brien, Anthony Burris  
 Technical fouls: Monmouth-Salnave, Ray. Canisius-None.  
 Attendance: 1136  
 Can: Career high 12 points, Faulkner.  
 Mon: Career high 22 points, Tilghman.

Score by periods	1st	2nd	Total
Monmouth	45	34	79
Canisius	43	51	94

Last FG - MON 2nd-03:31, CAN 2nd-02:06.  
 Largest lead - MON by 13 1st-09:36, CAN by 19 2nd-05:18.  
 MON led for 18:02. CAN led for 19:37. Game was tied for 02:01.

Points	In	Off	2nd	Fast
MON	Paint	T/O	Chance	Break
MON	30	26	7	18
CAN	18	18	13	7

Score tied - 3 times.  
 Lead changed - 6 times.

## GAME 18: MONMOUTH vs IONA

Official Basketball Box Score -- Game Totals -- Final Statistics  
**Iona vs Monmouth**  
 01/19/18 7:04 PM at OceanFirst Bank Center

**Iona 76 • 12-7, 6-1 MAAC**

#	Player	Total		3-Ptr		Rebounds			PF	TP	A	TO	Blk	Stl	Min
		FG-FGA	FG-FGA	FT-FTA	Off	Def	Tot								
02	Crawford, E.J.	r	7-16	2-7	0-0	1	0	1	1	16	1	2	0	2	32
13	Edogi, TK	r	4-7	0-0	4-4	1	8	9	3	12	0	1	1	0	25
00	McGill, Rickey	g	7-14	2-6	2-2	1	1	2	3	18	2	3	0	2	36
04	Casimir, Schadrac	g	0-2	0-2	2-2	0	4	4	1	2	2	3	0	1	29
15	Much, Deyshonee	g	2-5	2-5	2-2	0	4	4	2	8	4	1	2	3	36
01	Lewis, Zach		0-3	0-3	0-0	0	2	2	0	0	0	0	0	0	12
03	Seaforth, C.J.		1-2	1-1	0-0	0	0	0	1	3	1	0	0	0	7
11	Griffin, Roland		6-7	0-0	3-5	1	6	7	4	15	1	4	1	1	16
20	Svandriik, Jan		0-2	0-1	2-2	3	0	3	4	2	1	0	0	0	7
	Team					0	0	0							
	<b>Totals</b>		<b>27-58</b>	<b>7-25</b>	<b>15-17</b>	<b>7</b>	<b>25</b>	<b>32</b>	<b>19</b>	<b>76</b>	<b>12</b>	<b>14</b>	<b>4</b>	<b>9</b>	<b>200</b>

FG % 1st Half: 14-30 46.7% 2nd half: 13-28 46.4% Game: 27-58 46.6% Deadball Rebounds: 0.1  
 3FG % 1st Half: 4-13 30.8% 2nd half: 3-12 25.0% Game: 7-25 28.0%  
 FT % 1st Half: 10-11 90.9% 2nd half: 5-6 83.3% Game: 15-17 88.2%

**Monmouth 73 • 5-13, 1-5 MAAC**

#	Player	Total		3-Ptr		Rebounds			PF	TP	A	TO	Blk	Stl	Min
		FG-FGA	FG-FGA	FT-FTA	Off	Def	Tot								
04	Traore, Mustapha	r	2-4	0-0	0-1	0	4	4	1	4	0	0	0	0	13
32	Quinn, Diago	c	2-7	0-0	2-4	1	2	3	4	6	0	0	0	1	26
00	Salnave, Ray	g	5-6	2-2	4-6	1	1	2	3	16	3	4	0	2	30
03	Hammond, Deion	g	4-7	3-6	2-2	0	1	1	2	13	2	3	0	1	24
23	Tilghman, Austin	g	3-9	0-2	0-0	2	7	9	0	6	8	5	0	1	34
01	Sarr, Pierre		0-0	0-0	0-0	0	0	0	0	0	0	0	0	0	0+
02	Martin, Melik		4-6	1-2	3-3	1	3	4	2	12	2	0	2	1	20
10	Seaborn, Micah		3-9	3-5	0-0	0	5	5	2	9	1	4	0	1	21
13	McClary, Marcus		0-1	0-0	0-0	0	0	0	1	0	0	0	0	0	4
24	Pillari, Louie		1-3	0-2	0-0	0	0	0	1	2	1	0	0	0	16
33	Tillman, Zac		2-3	0-0	1-2	1	2	3	4	5	0	2	0	0	12
	Team					0	0	0							
	<b>Totals</b>		<b>26-55</b>	<b>9-19</b>	<b>12-18</b>	<b>6</b>	<b>25</b>	<b>31</b>	<b>20</b>	<b>73</b>	<b>17</b>	<b>18</b>	<b>2</b>	<b>7</b>	<b>200</b>

FG % 1st Half: 12-26 46.2% 2nd half: 14-29 48.3% Game: 26-55 47.3% Deadball Rebounds: 3.1  
 3FG % 1st Half: 4-10 40.0% 2nd half: 5-9 55.6% Game: 9-19 47.4%  
 FT % 1st Half: 6-10 60.0% 2nd half: 6-8 75.0% Game: 12-18 66.7%

Officials: Ron Tyburski, Paul Szelc, Kevin O'Connell  
 Technical fouls: Iona-None. Monmouth-None.  
 Attendance: 3020

Score by periods	1st	2nd	Total
Iona	42	34	76
Monmouth	34	39	73

Points	In	Off	2nd	Fast
ION	Paint	T/O	Chance	Break
ION	34	19	7	9
MON	26	16	7	9

Last FG - ION 2nd-00:32, MON 2nd-01:30.  
 Largest lead - ION by 13 1st-00:53, MON by 4 1st-19:02.  
 ION led for 19:35. MON led for 15:50. Game was tied for 04:35.

Score tied - 8 times.  
 Lead changed - 9 times.

**Monmouth Combined Team Statistics (as of Jan 19, 2018)**  
All games

<b>RECORD:</b>	<b>OVERALL</b>	<b>HOME</b>	<b>AWAY</b>	<b>NEUTRAL</b>
ALL GAMES	5-13	3-3	2-9	0-1
CONFERENCE	1-5	1-1	0-4	0-0
NON-CONFERENCE	4-8	2-2	2-5	0-1

#	Player	gp-gs	min	Total		3-Point		F-Throw		Rebounds				pf	dq	a	to	blk	stl	pts	avg	
				fg-fga	fg%	3fg-fga	3fg%	ft-fta	ft%	off	def	tot	avg									
10	Seaborn, Micah	12-9	325	27.1	57-124	.460	29-62	.468	39-45	.867	3	46	49	4.1	22	0	25	33	3	11	182	15.2
03	Hammond, Deion	18-12	407	22.6	64-149	.430	38-95	.400	27-39	.692	9	25	34	1.9	42	1	13	25	2	13	193	10.7
23	Tilghman, Austin	18-16	585	32.5	63-136	.463	4-25	.160	55-76	.724	10	91	101	5.6	34	0	93	57	1	23	185	10.3
00	Salnave, Ray	17-8	331	19.5	38-94	.404	10-31	.323	50-73	.685	7	43	50	2.9	53	2	24	39	4	19	136	8.0
32	Quinn, Diago	18-18	339	18.8	52-101	.515	0-0	.000	40-62	.645	31	50	81	4.5	55	2	4	24	13	2	144	8.0
24	Pillari, Louie	18-7	282	15.7	38-85	.447	24-51	.471	15-16	.938	5	12	17	0.9	23	0	8	15	1	3	115	6.4
33	Tillman, Zac	18-0	279	15.5	38-70	.543	0-0	.000	24-37	.649	14	39	53	2.9	43	1	11	30	4	5	100	5.6
04	Traore, Mustapha	18-15	296	16.4	29-57	.509	0-1	.000	12-26	.462	23	55	78	4.3	31	0	15	17	6	4	70	3.9
11	Papas, George	15-1	165	11.0	16-42	.381	13-34	.382	9-11	.818	1	14	15	1.0	10	0	10	10	0	6	54	3.6
01	Sarr, Pierre	15-3	139	9.3	16-30	.533	5-10	.500	10-18	.556	10	34	44	2.9	20	0	8	11	4	6	47	3.1
02	Martin, Melik	18-0	270	15.0	17-40	.425	5-15	.333	10-16	.625	8	39	47	2.6	33	0	11	18	5	10	49	2.7
44	Ibiezugbe, Sam	14-0	98	7.0	13-23	.565	0-0	.000	0-3	.000	5	10	15	1.1	15	0	1	5	2	3	26	1.9
13	McClary, Marcus	18-1	206	11.4	11-29	.379	0-0	.000	9-13	.692	6	19	25	1.4	25	0	3	8	0	3	31	1.7
15	Pillari, Dan	3-0	3	1.0	1-1	1.000	1-1	1.000	0-0	.000	0	0	0	0.0	0	0	1	0	0	0	3	1.0
Team											22	18	40				10					
Total.....		18	3725		453-981	.462	129-325	.397	300-435	.690	154	495	649	36.1	406	6	227	302	45	108	1335	74.2
Opponents.....		18	3725		467-1073	.435	164-448	.366	300-445	.674	190	441	631	35.1	377	-	256	235	61	134	1398	77.7

<b>TEAM STATISTICS</b>	<b>MON</b>	<b>OPP</b>	<b>Date</b>	<b>Opponent</b>	<b>Score</b>	<b>Att.</b>
SCORING	1335	1398	11/10/17	BUCKNELL	w 79-78	3159
Points per game	74.2	77.7	11/12/17	at Seton Hall	L 65-75	7139
Scoring margin	-3.5	-	11/14/17	at Lehigh	w 80-72	779
FIELD GOALS-ATT	453-981	467-1073	11/19/17	at Virginia	L 53-73	13472
Field goal pct	.462	.435	11/22/17	at UNC Asheville	L 51-62	1008
3 POINT FG-ATT	129-325	164-448	11/25/17	PENN	Lo4 96-101	2425
3-point FG pct	.397	.366	11/27/17	ALBANY	w 81-73	1557
3-pt FG made per game	7.2	9.1	12/2/17	at UCONN	Lot 81-84	6582
FREE THROWS-ATT	300-435	300-445	12/06/17	HOFSTRA	L 84-85	2012
Free throw pct	.690	.674	12/9/17	vs KENTUCKY	L 76-93	10438
F-Throws made per game	16.7	16.7	12/12/17	at Princeton	L 58-69	1549
REBOUNDS	649	631	12/22/17	at Yale	w 85-64	1006
Rebounds per game	36.1	35.1	* 12/28/17	at Quinnipiac	L 76-78	1897
Rebounding margin	+1.0	-	* 12/31/17	at Saint Peter's	L 64-77	580
ASSISTS	227	256	* 01/05/18	MANHATTAN	w 77-66	2506
Assists per game	12.6	14.2	* 01/12/18	at Niagara University	L 77-78	949
TURNOVERS	302	235	* 01/14/18	at Canisius	L 79-94	1136
Turnovers per game	16.8	13.1	* 01/19/18	IONA	L 73-76	3020
Turnover margin	-3.7	-				
Assist/turnover ratio	0.8	1.1	* - Conference game			
STEALS	108	134				
Steals per game	6.0	7.4				
BLOCKS	45	61				
Blocks per game	2.5	3.4				
ATTENDANCE	14679	46535				
Home games-Avg/Game	6-2446	11-3282				
Neutral site-Avg/Game	-	1-10438				

<b>Score by Periods</b>	<b>1st</b>	<b>2nd</b>	<b>OT</b>	<b>OT2</b>	<b>OT3</b>	<b>OT4</b>	<b>Totals</b>
Monmouth	615	681	14	7	11	7	1335
Opponents	674	677	17	7	11	12	1398

**Monmouth Season Schedule/Results & Leaders (as of Jan 19, 2018)**  
**All games**

<b>RECORD:</b>	<b>OVERALL</b>	<b>HOME</b>	<b>AWAY</b>	<b>NEUTRAL</b>
ALL GAMES	5-13	3-3	2-9	0-1
CONFERENCE	1-5	1-1	0-4	0-0
NON-CONFERENCE	4-8	2-2	2-5	0-1

<b>Date</b>	<b>Opponent</b>	<b>Score</b>	<b>Att.</b>	<b>High Points</b>	<b>High Rebounds</b>
11/10/17	BUCKNELL	W 79-78	3159	(21)Seaborn, Micah	(10)Seaborn, Micah
11/12/17	at Seton Hall	L 65-75	7139	(17)Hammond, Deion	(4)Sarr, Pierre (4)Tillman, Zac (4)Seaborn, Micah
11/14/17	at Lehigh	W 80-72	779	(15)Quinn, Diago (15)Seaborn, Micah	(8)Quinn, Diago
11/19/17	at Virginia	L 53-73	13472	(14)Pillari, Louie	(6)Quinn, Diago (6)Traore, Mustapha
11/22/17	at UNC Asheville	L 51-62	1008	(11)Tilghman, Austin	(6)Traore, Mustapha (6)Papas, George
11/25/17	PENN	L 96-101	Lo4 2425	(19)Tilghman, Austin	(12)Tilghman, Austin
11/27/17	ALBANY	W 81-73	1557	(18)Salnave, Ray	(7)Tillman, Zac
12/2/17	at UCONN	L 81-84	Lot 6582	(27)Seaborn, Micah	(8)Traore, Mustapha
12/06/17	HOFSTRA	L 84-85	2012	(23)Seaborn, Micah	(6)Tilghman, Austin
12/9/17	vs KENTUCKY	L 76-93	10438	(19)Hammond, Deion	(6)Tillman, Zac
12/12/17	at Princeton	L 58-69	1549	(17)Hammond, Deion	(8)Tilghman, Austin
12/22/17	at Yale	W 85-64	1006	(23)Pillari, Louie	(14)Tilghman, Austin
12/28/17	*at Quinnipiac	L 76-78	1897	(14)Seaborn, Micah	(8)Tilghman, Austin
12/31/17	*at Saint Peter's	L 64-77	580	(16)Seaborn, Micah	(6)Salnave, Ray
01/05/18	*MANHATTAN	W 77-66	2506	(19)Quinn, Diago	(9)Sarr, Pierre
01/12/18	*at Niagara University	L 77-78	949	(19)Pillari, Louie	(14)Quinn, Diago
01/14/18	*at Canisius	L 79-94	1136	(22)Tilghman, Austin	(9)Tilghman, Austin
01/19/18	*IONA	L 73-76	3020	(16)Salnave, Ray	(9)Tilghman, Austin

\* - Conference game

<b>Attendance Summary</b>	<b>Games</b>	<b>Attend</b>	<b>Avg/Game</b>
Home	6	14679	2446
Away	11	36097	3282
Neutral	1	10438	10438
Total	18	61214	3401

**Monmouth Team Game-by-Game (as of Jan 19, 2018)**  
**All games**

**TEAM STATISTICS**

Opponent	Date	Score		Total		3-Pointers		Free throws		Rebounds				pf	a	t/o	blk	stl	pts	avg
				fg-fga	pct	3fg-fga	pct	ft-fta	pct	off	def	tot	avg							
BUCKNELL	11/10/17	79-78	W	25-51	.490	5-12	.417	24-30	.800	5	33	38	38.0	22	5	13	4	4	79	79.0
at Seton Hall	11/12/17	65-75	L	18-43	.419	7-16	.438	22-26	.846	5	27	32	35.0	20	6	21	4	4	65	72.0
at Lehigh	11/14/17	80-72	W	29-56	.518	8-22	.364	14-23	.609	12	41	53	41.0	20	16	27	2	2	80	74.7
at Virginia	11/19/17	53-73	L	16-48	.333	6-21	.286	15-23	.652	10	18	28	37.8	18	7	14	0	2	53	69.2
at UNC Asheville	11/22/17	51-62	L	17-52	.327	7-24	.292	10-12	.833	8	33	41	38.4	21	9	22	3	5	51	65.6
PENN	11/25/17	96-101	Lot	32-74	.432	8-22	.364	24-51	.471	15	36	51	40.5	39	15	20	4	6	96	70.7
ALBANY	11/27/17	81-73	W	28-56	.500	8-18	.444	17-24	.708	5	24	29	38.9	24	12	8	4	7	81	72.1
at UCONN	12/2/17	81-84	Lot	29-56	.518	8-20	.400	15-26	.577	7	28	35	38.4	26	13	15	2	3	81	73.2
HOFSTRA	12/06/17	84-85	L	34-58	.586	8-16	.500	8-17	.471	9	25	34	37.9	15	14	17	4	7	84	74.4
vs KENTUCKY	12/9/17	76-93	L	26-70	.371	10-29	.345	14-18	.778	16	18	34	37.5	21	20	15	2	10	76	74.6
at Princeton	12/12/17	58-69	L	17-44	.386	8-17	.471	16-21	.762	9	25	34	37.2	18	7	20	1	6	58	73.1
at Yale	12/22/17	85-64	W	29-52	.558	10-16	.625	17-18	.944	4	34	38	37.2	25	19	14	1	7	85	74.1
at Quinnipiac	12/28/17	76-78	L	29-60	.483	7-18	.389	11-15	.733	9	26	35	37.1	18	19	9	2	7	76	74.2
at Saint Peter's	12/31/17	64-77	L	21-47	.447	4-16	.250	18-24	.750	5	23	28	36.4	25	7	18	6	4	64	73.5
MANHATTAN	01/05/18	77-66	W	26-46	.565	4-11	.364	21-30	.700	6	26	32	36.1	22	15	16	1	12	77	73.7
at Niagara University	01/12/18	77-78	L	26-60	.433	6-13	.462	19-27	.704	17	29	46	36.8	24	13	17	2	5	77	73.9
at Canisius	01/14/18	79-94	L	25-53	.472	6-15	.400	23-32	.719	6	24	30	36.4	28	13	18	1	10	79	74.2
IONA	01/19/18	73-76	L	26-55	.473	9-19	.474	12-18	.667	6	25	31	36.1	20	17	18	2	7	73	74.2
Monmouth		1335		453-981	.462	129-325	.397	300-435	.690	154	495	649	36.1	406	227	302	45	108	1335	74.2
Opponents		1398		467-1073	.435	164-448	.366	300-445	.674	190	441	631	35.1	377	256	235	61	134	1398	77.7

Games played: 18  
Points/game: 74.2  
FG Pct: 46.2  
3FG Pct: 39.7  
FT Pct: 69.0

Rebounds/game: 36.1  
Assists/game: 12.6  
Turnovers/game: 16.8  
Assist/turnover ratio: 0.8  
Steals/game: 6.0  
Blocks/game: 2.5

**Monmouth Combined Team Statistics (as of Jan 19, 2018)**  
**Conference games**

<b>RECORD:</b>	<b>OVERALL</b>	<b>HOME</b>	<b>AWAY</b>	<b>NEUTRAL</b>
ALL GAMES	1-5	1-1	0-4	0-0
CONFERENCE	1-5	1-1	0-4	0-0
NON-CONFERENCE	0-0	0-0	0-0	0-0

#	Player	gp-gs	min	avg	Total		3-Point		F-Throw		Rebounds				pf	dq	a	to	blk	stl	pts	avg		
					fg-fga	fg%	3fg-fga	3fg%	ft-fa	ft%	off	def	tot	avg										
10	Seaborn, Micah	3-2	68	22.7	12-26	.462	6-14	.429	9-10	.900	0	13	13	4.3	6	0	5	6	1	4	39	13.0		
23	Tilghman, Austin	6-6	201	33.5	27-48	.563	0-4	.000	20-29	.690	6	31	37	6.2	11	0	35	23	1	11	74	12.3		
03	Hammond, Deion	6-6	138	23.0	19-42	.452	10-25	.400	12-15	.800	1	8	9	1.5	15	1	6	8	1	6	60	10.0		
32	Quinn, Diago	6-6	121	20.2	21-41	.512	0-0	.000	16-23	.696	13	20	33	5.5	22	1	1	7	3	1	58	9.7		
24	Pillari, Louie	6-0	128	21.3	16-38	.421	11-24	.458	8-9	.889	3	4	7	1.2	12	0	5	3	0	2	51	8.5		
00	Salnave, Ray	6-4	121	20.2	15-28	.536	4-10	.400	15-22	.682	2	17	19	3.2	20	1	13	17	2	7	49	8.2		
33	Tillman, Zac	6-0	91	15.2	14-26	.538	0-0	.000	10-15	.667	7	8	15	2.5	15	0	1	10	1	3	38	6.3		
01	Sarr, Pierre	6-0	61	10.2	7-13	.538	2-3	.667	6-10	.600	4	18	22	3.7	8	0	4	2	1	4	22	3.7		
02	Martin, Melik	6-0	72	12.0	6-18	.333	2-8	.250	3-3	1.000	2	8	10	1.7	7	0	6	4	2	3	17	2.8		
04	Traore, Mustapha	6-6	80	13.3	6-18	.333	0-0	.000	2-5	.400	5	12	17	2.8	7	0	4	5	2	0	14	2.3		
13	McClary, Marcus	6-0	62	10.3	5-13	.385	0-0	.000	1-1	1.000	2	7	9	1.5	10	0	1	5	0	1	11	1.8		
11	Papas, George	3-0	29	9.7	1-4	.250	1-4	.250	2-2	1.000	1	1	2	0.7	2	0	3	4	0	2	5	1.7		
44	Ibiezugbe, Sam	5-0	28	5.6	4-6	.667	0-0	.000	0-2	.000	0	2	2	0.4	2	0	0	0	0	1	8	1.6		
Team											3	4	7											
Total.....		6	1200		153-321	.477	36-92	.391	104-146	.712	49	153	202	33.7	137	3	84	96	14	45	446	74.3		
Opponents.....		6	1200		145-334	.434	63-158	.399	116-156	.744	58	141	199	33.2	118	-	91	85	20	45	469	78.2		

<b>TEAM STATISTICS</b>	<b>MON</b>	<b>OPP</b>	<b>Date</b>	<b>Opponent</b>	<b>Score</b>	<b>Att.</b>
SCORING	446	469	* 12/28/17	at Quinnipiac	L 76-78	1897
Points per game	74.3	78.2	* 12/31/17	at Saint Peter's	L 64-77	580
Scoring margin	-3.8	-	* 01/05/18	MANHATTAN	W 77-66	2506
FIELD GOALS-ATT	153-321	145-334	* 01/12/18	at Niagara University	L 77-78	949
Field goal pct	.477	.434	* 01/14/18	at Canisius	L 79-94	1136
3 POINT FG-ATT	36-92	63-158	* 01/19/18	IONA	L 73-76	3020
3-point FG pct	.391	.399	* - Conference game			
3-pt FG made per game	6.0	10.5				
FREE THROWS-ATT	104-146	116-156				
Free throw pct	.712	.744				
F-Throws made per game	17.3	19.3				
REBOUNDS	202	199				
Rebounds per game	33.7	33.2				
Rebounding margin	+0.5	-				
ASSISTS	84	91				
Assists per game	14.0	15.2				
TURNOVERS	96	85				
Turnovers per game	16.0	14.2				
Turnover margin	-1.8	-				
Assist/turnover ratio	0.9	1.1				
STEALS	45	45				
Steals per game	7.5	7.5				
BLOCKS	14	20				
Blocks per game	2.3	3.3				
ATTENDANCE	5526	4562				
Home games-Avg/Game	2-2763	4-1140				
Neutral site-Avg/Game	-	0-0				

<b>Score by Periods</b>	<b>1st</b>	<b>2nd</b>	<b>Totals</b>
Monmouth	216	230	446
Opponents	232	237	469