

TABLE OF CONTENTS

FOOTBALL INFORMATION

Head Coach:Kevin Callahan (Rochester, 1977)
 Record at MU/Seasons:104-80/18
 NEC Record at MU/Seasons:61-38/14
 Career Record/Seasons:104-80/18
 Assistant Coaches:
 Assoc. Head Coach/DC:Andy Bobik (Colgate, '82)
 Offensive Coordinator/QBs:Scott Van Zile (Townson, '99)
 Offensive Line/Recruiting Coord.:Brian Gabriel (Siena, '02)
 Wide Receivers:Terence Archer (Monmouth, '01)
 Running Backs:Chris Damian (Monmouth, '03)
 Linebackers:Jeremy Edwards (Duke, '07)
 Tight Ends:Jeff Gallo (Monmouth, '05)
 Defensive Line:Juwan Jackson (Marist, '03)
 Defensive Backs:Larry Zdilla (Cal. Pa., '72)
 Football Office Phone:(732) 263-5179
 Home Field:Kessler Field (4,600)
 Surface:FieldTurf
 Conference:Northeast Conference
 Nickname/Colors:Hawks/Midnight Blue and White
 2010 Record:3-8
 2010 NEC Record/Finish:3-5/6th
 2010 Home Record:2-4
 2010 Road Record:1-4
 Letterwinners Returning/Lost:35/22
 Starters Returning/Lost:11/25
 Newcomers:28
 Football Athletics Trainer:Doug Padron, A.T.C.
 Athletic Training Room Phone:(732) 263-5249
 Football Equipment Manager:Greg Decos
 All-Time Record (since 1993):104-80 (18 seasons)
 All-Time NEC Record (since 1996):61-38 (14 seasons)
 All-Time Kessler Field Record:51-38
 All-Time Road Record:53-42
 NEC Championships (5):1996, 1998, 2003, 2004, 2006

GENERAL INFORMATION

Mailing Address:400 Cedar Avenue
 West Long Branch, NJ 07764
 Athletics Department Phone:(732) 571-3415
 Athletics & SID Fax:(732) 571-3535
 Founded:1933
 Enrollment:4,500 (undergraduate)
 Athletics Website:www.GoMUHawks.com
 Athletics Social Media Hub:www.GoMUHawks.com/connect
 Football Twitter:@MUHawksFB
 Football Facebook Page:www.facebook.com/MUFootball
 President:Vice Admiral Paul G. Gaffney II
 Vice President & Director of Athletics:Dr. Marilyn McNeil
 Senior Assoc. Athletics Director:Jeff Stapleton
 Assoc. AD/Business Affairs:Karen Edson
 Assoc. AD/Compliance/SWA:Michelle Melia
 Assoc. AD/Sports Medicine:Doug Padron
 Assoc. AD/External Operations:TBA
 Assoc. AD/Communications:Chris Tobin
 Assistant AD/Marketing:Eddy Occhipinti
 Assistant AD/Marketing:Cliff Rowley
 Assistant AD/Equipment:Greg Decos
 Assistant AD/Event Management:Rich Carragher
 Faculty Representative:Dr. Richard Veit, Phd.

ATHLETIC COMMUNICATIONS

Assistant Director of Athletic Comm.:Greg Viscomi
 Football Contact:Greg Viscomi
 Viscomi's Phone:(732) 571-4447
 Viscomi's Fax:(732) 571-3535
 Viscomi's email:gviscomi@monmouth.edu
 Associate AD/Communications:Chris Tobin
 Tobin's Phone:(732) 263-5180
 Tobin's email:ctobin@monmouth.edu
 Athletic Communications Assistant:TBA
 Phone:(732) 263-5834
 Email:TBA
 Athletic Communications Assistant:Jarred Weiss
 Weiss' Phone:(732) 263-5557
 Weiss' email:jweiss@monmouth.edu

2011 SCHEDULE

DATE	OPPONENT	TIME
09.03	LEHIGH	1 p.m.
09.17	at Villanova	3:30 p.m.
09.24	at CCSU	12 p.m.
10.01	ROBERT MORRIS	1 p.m.
10.08	COLGATE	1 p.m.
10.15	at Bryant	1 p.m.
10.22	at Sacred Heart	1 p.m.
10.29	DUQUESNE	1 p.m.
11.05	at Saint Francis	1 p.m.
11.12	ALBANY	12 p.m.
11.19	WAGNER	12 p.m.

◊ - Northeast Conference game

2010 RESULTS (3-8, 3-5 NEC)

DATE	OPPONENT	RESULTS
09.04	at Colgate	L, 29-30
09.11	MAINE	L, 23-31
09.25	OLD DOMINION	L, 21-35
10.02	at Duquesne	W, 44-17
10.09	at Robert Morris	L, 16-17
10.16	BRYANT	W, 21-12
10.23	SAINT FRANCIS	W, 19-7
10.30	SACRED HEART	L, 25-26
11.06	at Wagner	L, 20-31
11.13	CCSU	L, 48-49 (2OT)
11.20	at Albany	L, 19-28

3-8 Overall 3-5 NEC 2-4 Home 1-4 Away
 ◊ - Northeast Conference game

GENERAL INFORMATION	1
Coaching Staff	2-3
THE 2011 HAWKS	
Numerical/Alphabetical Roster	4-5
Media Information	6
2010 YEAR IN REVIEW	7
Team Statistics	8
Individual Statistics	9-11
2010 Superlatives	12
2004-2010 Game Recaps	13
Game by Game Recaps	14-41
MONMOUTH TRADITION	42
All-Time Series Records	43-44
Year-by-Year Results	45-46
NEC Championship Capsules	47-49
THE RECORD BOOK	50
Records	51-62
Career Leaders	63-71
Team Awards	72
Weekly/National/Conference Awards	73-75
All-Time Roster	76-77
OPPONENT COMPOSITE SCHEDULE	78



Go  Hawks.com

2011 HAWKS FOOTBALL

HEAD COACH KEVIN CALLAHAN



The only head coach in the history of football at Monmouth, Kevin Callahan has developed a winning tradition in West Long Branch. His 104 wins is 21st among active coaches at the FCS level.

Beginning his 19th season at the helm of the Hawks, Callahan has amassed a 104-80 record while his teams have captured Northeast Conference titles in five of the 14 seasons the league has sponsored football. Along the way, Monmouth has been ranked among the top 20 in total offense on two occasions and in total defense five times. Meanwhile, numerous players have earned conference, regional and national honors. Regarded as an outstanding coach by his peers, Callahan served as the President of

the FCS Football Coaches Committee in 2007-08. He has been a member of the committee since 2002.

Last season the Hawks were four points away from posting seven wins, with four one-point losses in 2010. Off the field Callahan's team had the best grade point average among all the Northeast Conference football squads while a member of the Hawks earned CoSIDA Academic All-District honors for the 11th straight season. Six different players earned a spot on the All-NEC teams, including offensive guard Shawn Wright's fourth consecutive honor.

On Oct. 31, 2009, Callahan and the Monmouth program reached another milestone as the Hawks recorded the 100th win in program history with a win over Bryant University at Kessler Field. Defensive back Jose Gumbs earned Northeast Conference Defensive Player of the Year as a redshirt sophomore; while five other Hawks earned spots on NEC All-Conference teams. David Sinisi ended his career by breaking over 30 school records, while becoming the NEC all-time leader in scoring and rushing yards. The two-time Walter Payton Award candidate led all active Division I football players (FBS and FCS) in scoring and led all active FCS players in yards rushing, rushing yards per game and rushing touchdowns. Academically, 22 Hawks were named to the NEC Academic Honor Roll and Jon Stolarz and Andrew Musick were two of just 53 FCS players named to the NACDA Academic All-Star Team.

Callahan led the Hawks to their 10th winning season in 2008, finishing with a 7-4 overall record and a 6-1 NEC mark. Monmouth started the season with three straight losses, including losing to the CAA's Rhode Island and NCAA playoff team Maine by a total of seven points, but rallied to win seven of its final eight games. In conference play, the Hawks outscored their opponents 210-134, losing only to eventual league champion Albany. Monmouth's first victory of the season, a 30-17 win over Bryant on Sept. 20, was also a milestone for Callahan, who tallied his 90th career coaching win. MU earned three major conference awards for the first time in program history, with Sinisi (then a junior) earning Offensive Player of the Year after finishing second in the NCAA in rushing. Sinisi, who ended the season tied for first among all FCS players in scoring, was one of 16 players in the nation named to the Walter Payton Award watch list. Gumbs was named Defensive Rookie of the Year while nine total Hawks earned All-NEC honors. In the classroom, Kevin Walsh, the Defensive Player of the Year, and center Andrew Musick, were named to ESPN the Magazine Academic All-District II team for the second straight year.

The 2007 season found the Hawks facing one of their toughest schedules, including a road contest against Delaware, who went on to the FCS National Championship game. Callahan's squad lost half of its starters from 2006's NEC Championship team but armed with a load of young talent, the Hawks won three of their last four games and had 10 athletes recognized as all-conference performers. Callahan's squad boasted the top passing attack in the NEC, while Monmouth's turnover margin of +12 was 12th in all of the Football Championship Subdivision. Monmouth's defense, complete with nine new starters, allowed the fewest first downs among conference members. Off the field, Callahan had 16 student athletes named to the NEC Fall Academic Honor Roll. Two of those players, juniors Kevin Walsh and Andrew Musick, were named to ESPN the Magazine Academic All-District II, with Walsh being one of 54 players nationally named to the NACDA Division I Academic All-Star Team.

In 2006, Callahan led the Hawks to their first ever outright Northeast Conference Championship, their third in four years. Monmouth finished the season going 10-2 overall and 6-1 in conference play, earning a bid to play in the first ever Gridiron Classic, which was held at Kessler Field. The Blue & White defense finished first in Division I-AA in scoring defense, allowing just 12.67 points per game. A number of Hawks earned individual

awards in 2006, with three players being named to the Sports Network Mid-Major All-America teams and three players named All-East Region from Don Hansen's football Gazette. Callahan also earned his third NEC Coach of the Year award, as the Hawks placed 11 players on the All-Conference teams. He was inducted to the Jersey Shore Hall of Fame after the 2006 season.

Coach Callahan's squads also excelled in 2003 and 2004. In 2004, the Hawks won their first-ever I-AA Mid-Major National Championship as they were awarded The Sports Network Cup following a 10-1 campaign. The 2004 season also brought MU their second consecutive NEC title and the fourth in the program's history with a 6-1 mark in league action.

In 2003, Callahan led the Blue and White to its first-ever post-season action, a 12-10 loss to Duquesne in the ECAC Football Classic. Along the way, he coached Monmouth to the best start in school history (8-0) and the most wins in school annals (10-2). With the success, which included a share of the school's third league title, Callahan was named the NEC Coach of the Year for the second time in his career. He was also named Coach of the Year by the New Jersey Sports Writers Association.

In 1998, Callahan was first recognized for his coaching excellence as he was tabbed the NEC Coach of the Year after leading the Hawks to their second NEC championship in three years. The team established over 30 new school records that season and featured one of the top offenses and defenses in Division I-AA.

Prior to accepting the head coaching position at Monmouth in August of 1992, Callahan served as assistant coach at Colgate University for eight seasons. While with the Raiders, Callahan served as assistant head coach and defensive coordinator, while tutoring the linebackers and secondary. He also coordinated recruiting efforts for Colgate.

Callahan coached 11 All-Patriot League players as the Raiders' defensive coordinator. Colgate allowed just 111.9 rushing yards per game in 1987 to rank ninth in the country. In 1990, CU was among the nation's leaders in total defense and set a team record for fewest total yards allowed in an 11-game season.

Callahan groomed his defensive coordinating skills at Wagner College from 1981 to 1983. During his three seasons with the Seahawks, Callahan served as defensive coordinator, linebackers coach and recruiting coordinator. In his three seasons at the Staten Island school, the Seahawks compiled a 25-4-2 record and were ranked in the top 10 in Division III each of his three seasons. In 1983, Wagner reached the quarterfinals of the Division III playoffs.

In 1980, Callahan served as an assistant coach under Frank Maloney at Syracuse University. He served as the assistant offensive backfield coach for the Orangemen.

A native of Elmira, N.Y., Callahan began his coaching career as a graduate assistant for three seasons at the University of Albany from 1977 to 1979. In 1977 he served as the Great Danes' offensive backfield coach as they advanced to the semifinals of the Division III playoffs. In 1978 and 1979, Callahan served as outside linebackers coach.

Callahan was a two-year standout on the playing field at the University of Rochester. He roamed the Yellowjackets' defensive backfield from 1975 to 1976. He earned a bachelor's degree in history from Rochester in 1977.

Callahan and his wife, Ann Marie, reside in Spring Lake with their two children.

CALLAHAN AT A GLIMPSE

PERSONAL

Birthdate: February 18, 1955
Birthplace: Elmira, N.Y.
Hometown: Elmira, N.Y.
Family: Wife (former Ann Marie Carmody); Children (daughter Julia and son Kevin)

EDUCATION

High School: Elmira (N.Y.) Southside (1973)
College: Rochester (1977)

PLAYING EXPERIENCE

1975-76 Rochester

COACHING EXPERIENCE

1977 Albany (Offensive Backfield)
 1978-79 Albany (Outside Linebackers)
 1980 Syracuse (Offensive Backfield)
 1981-84 Wagner (Def. Coordinator)
 1984-91 Colgate (Def. Coordinator)
 1991 Colgate (Assistant Head Coach)
 1992- Monmouth (Head Coach)
 Record at MU: 104-80

COACHING HONORS

1998 NEC Coach of the Year
 2003 NEC Coach of the Year
 2006 NEC Coach of the Year

CONFERENCE TITLES

1983 ECAC Metro Conference (Assistant Coach - Wagner)
 1996 Northeast Conference (Head Coach - Monmouth)
 1998 Northeast Conference (Head Coach - Monmouth)
 2003 Northeast Conference (Head Coach - Monmouth)
 2004 Northeast Conference (Head Coach - Monmouth)
 2006 Northeast Conference (Head Coach - Monmouth)

POSTSEASON EXPERIENCE

1977 NCAA III Semifinals (Assistant Coach - Albany)
 1983 NCAA III Quarterfinals (Assistant Coach - Wagner)
 2003 ECAC Football Classic (Head Coach - Monmouth)
 2006 Gridiron Classic (Head Coach - Monmouth)

OTHER HONORS

2003 Named New Jersey Sports Writers Coach of the Year
 2006 Inducted to Jersey Shore Hall of Fame
 2007-08 Served as President of the FCS Coaches Committee



COACHING STAFF/KESSLER FIELD



ANDY BOBIK
 Defensive Coordinator
 18th Season (Colgate '82)



SCOTT VAN ZILE
 Offensive Coordinator
 12th Season (Towson '99)



BRIAN GABRIEL
 Offensive Line/Recruiting
 8th Season (Siena '02)



ANDY BOBIK



CHRIS DAMIAN
 Running Backs/Video
 7th Season (Monmouth '03)



TERENCE ARCHER
 Wide Receivers
 4th Season (Monmouth '01)



JERAMY EDWARDS
 Linebackers
 4th Season (Duke '07)



JEFF GALLO
 Tight Ends/Football Ops
 7th Season (Monmouth '05)



JUWAN JACKSON
 Defensive Line
 2nd Season (Marist '03)



LARRY ZDILLA
 Defensive Backs
 11th Season (California [Pa.]



SCOTT VAN ZILE

KESSLER FIELD

Monmouth University plays all of its home football and lacrosse games at Kessler Field on the school's beautiful 156-acre campus in West Long Branch, New Jersey.

In the summer of 2005, Kessler Field was refitted with a state-of-the-art artificial surface by the FieldTurf Corporation. The \$900,000 project enhances Kessler Field's status as one of the finest venues in New Jersey.

For the opening of the Monmouth Hawks' first football season in 1993, a 3,000-seat grandstand with press box was built. Alumni John and Henni Kantor Kessler, class of 1969 and 1968, respectively, donated \$250,000 toward construction.

Kessler Field was built in 1993 and opened for the Hawks' inaugural season. On September 25, 1993, the first-ever game was played at Kessler Field as the Hawks hosted Sacred Heart University. Although the facility officially seats 4,600 fans, a record crowd of 6,233 packed Kessler Field on Homecoming Weekend in 1993.

Monmouth, which has posted a 51-38 mark at Kessler Field in its 18 seasons of play, has averaged over 3,100 fans per game in the program's history.

Behind the east endzone of Kessler Field sits MU's brand new 57 million dollar Multipurpose Activity Center, houses the Monmouth football locker room. Set to open in Fall of 2009, the MAC's indoor arena and track will provide a better training facility for the team's winter conditioning program as well as rehabilitation efforts. Plans include meeting rooms that are large enough to accommodate the entire team but also areas small enough where individual positions can meet. A brand new fitness center, with weights and cardiovascular equipment, will benefit all student athletes, including the football squad.



KESSLER FIELD

MU HOME RECORDS SINCE 1993 (18 seasons)

1993 1-3	2001 3-2	2009 2-3
1994 4-0	2002 2-3	2010 2-4
1995 4-1	2003 5-0	
1996 4-2	2004 5-1	
1997 2-2	2005 3-1	
1998 2-3	2006 5-2	
1999 0-4	2007 1-3	
2000 3-2	2008 3-2	

2011 MONMOUTH ROSTER

(AS OF JULY 25, 2010)

No.	Player	Cl.	Elig.	Pos.	Ht.	Wt.	Hometown/High School (College)
1	Dorian Evans	Sr.	Jr.	DB	6-0	210	Erial, N.J./Timber Creek
2	Balial Sloan El	Sr.	Jr.	RB	5-9	205	Pennsauken, N.J./Roman Catholic [Pa.]
3	Kyle McGuire	Jr.	So.	WR	5-10	210	Ewing, N.J./Ewing
4	Eric Spillane	So.	So.	K	6-1	205	Howell, N.J./Colts Neck
5	Craig Peterson	Sr.	Jr.	QB	6-1	200	Manalapan, N.J./Manalapan
6	Tristan Roberts	Jr.	Jr.	WR	6-2	210	Ansonia, Conn./Ansonia (Lackawanna)
7	Clark Coe	Sr.	So.	DB	6-0	205	Hoboken, N.J./Carteret
8	Darvin Henderson	Sr.	Jr.	WR	6-1	195	Ewing, N.J./Ewing
9	Jameson Zacharias	Jr.	So.	DB	5-7	190	Ellicott City, Md./Mt. Hebron
10	Kyle Frazier	Sr.	Jr.	QB	6-3	225	Gaithersburg, Md./Damascus
11	Josh Vallejos	Sr.	Jr.	WR	5-10	195	Springfield, Va./West Springfield
12	Mahommad Kromah	So.	Fr.	DB	5-10	190	Newark, N.J./East Side
13	Charlie Vellis	Fr.	Fr.	QB	6-3	190	Wallington, N.J./Wallington
14	Joe Impreveduto	So.	Fr.	RB	5-8	195	Secaucus, N.J./Secaucus
15	Tyler George	Sr.	Jr.	TE	6-5	245	Berkley Heights, N.J./Governor Livingston
16	Isaiah McLean	Fr.	Fr.	RB	6-0	185	Union, N.J./Union/Milford Academy
17	Neal Sterling	So.	Fr.	WR	6-3	235	Belmar, N.J./Manasquan
18	Greg DePugh	So.	Fr.	QB	6-4	215	Morris Plains, N.J./Parsippany Hills
19	Sal Paladino	Fr.	Fr.	Ath	5-11	175	East Hanover, N.J./Hanover Park
20	Dan Kowal	Fr.	Fr.	DB	6-0	175	Pompton Lakes, N.J./De Paul Catholic
21	Elijah Phillips	Jr.	Jr.	DB	5-10	205	Willingboro, N.J./Holy Cross
22	Pete Nagy	Jr.	So.	RB	5-10	195	East Hanover, N.J./Hanover Park (Montclair St.)
23	Nick Carroll	Fr.	Fr.	DB	5-11	195	Bath, N.Y./Bath-Haverling
24	Reggie Hildebrandt Jr.	Sr.	Jr.	DB	5-10	185	Seat Pleasant, Md./Eleanor Roosevelt (Morgan St.)
25	Tyler Verga	Jr.	So.	RB	5-11	210	Toms River, N.J./Toms River South
26	Vic Pasquariello	Sr.	Jr.	WR	5-8	190	Nutley, N.J./Nutley
27	Andrew Sutton	Jr.	So.	DB	5-10	200	Williamstown, N.J./Williamstown
27w	Michael Mastrangelo	Fr.	Fr.	DB	5-10	190	Randolph, N.J./Randolph
28	Jose Gumbs	Sr.	5Sr.	DB	5-11	210	Queens, N.Y./Hebron Academy
29	Julian Hayes	Fr.	Fr.	RB	6-0	220	Middletown, Conn./Xavier/The Hun School
30	Chris Gatti	So.	So.	RB	5-8	205	Kinnelon, N.J./Passiac Tech/ Lawrenceville/Milford Academy
31	Patrick Gray	Fr.	Fr.	Ath	6-3	210	Westfield, N.J./Hargrave Military Academy
32	Kwabena Asante	Jr.	Jr.	RB	5-9	215	Silver Spring, Md./James Herbert Blake/WVU
33	Jon Rogers	Sr.	5Sr.	LB	6-0	235	Barnegat, N.J./Barnegat
34	Steven Barroso	So.	So.	LB	6-0	235	Toms River, N.J./Toms River North
35	Dale Degraw	Jr.	Jr.	DB	6-0	200	Jamesburg, N.J./Monroe (St. Anselm)
35w	Mike Drake	Sr.	5Sr.	RB	6-0	195	Cherry Hill, N.J./Cherry Hill East
36	Brett Hoppel	Jr.	So.	DB	5-9	195	Bridgewater, N.J./Bridgewater Raritan
37	Charles Edwards	Fr.	Fr.	DB	6-2	170	Bernardsville, N.J./Bernards
38	Jahmer Bunch	Fr.	Fr.	DB	5-11	155	Shrewsbury, N.J./Red Bank Regional
39	Abe Sanchez	So.	Fr.	WR	5-7	175	Parsippany, N.J./Parsippany
40	Bill Lauch	Sr.	Jr.	LB	6-3	220	Wall, N.J./Wall (Erie CC)
41	Mike Mordaga	So.	Fr.	RB	5-8	180	Paramus, N.J.
42	Demetri Dennis	Fr.	Fr.	LB	6-0	175	Laurel, Md./Reservoir
43	Jake Mauro	Fr.	Fr.	RB	6-1	230	Cheshire, Conn./Salisbury
44	Justin Pandorf	Jr.	So.	RB	5-10	245	Lanoka Harbor, N.J./Lacey
45	John Lockwood	Jr.	Jr.	DL	6-2	245	Springfield Va./West Springfield
46	Mike McLafferty	Jr.	So.	TE	6-6	250	Morgan, N.J./War Memorial
47	Will Martin-Grant	Fr.	Fr.	DB	5-10	200	West Berlin, N.J./Winslow
48	Kevin Rogers	Fr.	Fr.	RB	5-8	160	Ocean, N.J./Ocean
49	Chris Luma	Sr.	Jr.	DL	6-3	250	Edison, N.J./Bishop Ahr
50	James Gilburn	Jr.	Jr.	LB	6-0	225	Manalapan, N.J./Manalapan (Stony Brook)
51	Wesley Cunningham	Fr.	Fr.	OL	6-3	250	Lumberton, N.J./Rancocas Valley
51b	Luke Brown	Fr.	Fr.	LB	5-11	200	Southampton, N.J./Seneca
52	Peyton Sykes	Fr.	Fr.	DL	6-1	250	Houston, Texas/St. Pius X
53	Colin Cooper	Fr.	Fr.	LB	6-3	225	Geneva, N.Y./Geneva
54	Mike Upham	Jr.	Jr.	DL	6-2	270	Clifton, Va./Centreville
55	Ian Simon	Sr.	Sr.	DL	6-3	225	Windsor, N.J./W. Windsor Plainsboro (Howard)
56	Chris Mastrangelo	Sr.	5Sr.	LB	6-0	225	Randolph, N.J./Randolph
57	Dave Damirgian	Jr.	So.	LB	6-2	215	Churchville, Pa./Council Rock
58	Don Brooks III	Jr.	So.	LB	5-11	200	Newark, Del./Caravel Academy
59	Dan Sullivan	So.	So.	LB	6-2	225	Manasquan, N.J./Manasquan

2011 ROSTER

No.	Player	Cl.	Elig.	Pos.	Ht.	Wt.	Hometown/High School (College)
60	Peter D'Addio	Fr.	Fr.	OL	6-3	275	Manheim, Pa./Manheim Central
61	Josh Patterson	Jr.	So.	OL	6-4	315	Fairfax, Va./Fairfax
62	Brad Brown	So.	Fr.	OL	6-1	300	Coatesville, Pa./Coatesville
63	Stephen Andes	So.	Fr.	OL	6-3	290	Parkton, Md./Boys Latin
64	Anthony D'Elia	Jr.	So.	OL	6-3	305	Brick, N.J./Brick Memorial
65	Mike Hunchak	Jr.	So.	OL	6-3	310	East Hanover, N.J./Hanover Park
66	Mike Murphy	Sr.	Jr.	OL	6-4	300	Toms River, N.J./Toms River East
67	Gary Kagan	So.	Fr.	LS/DL	6-1	265	Sabastian, Fla./Sebastian River
68	Josh Siemanowicz	So.	Fr.	OL	6-1	340	Toms River, N.J./Manchester
69	Max Ruiz	Fr.	Fr.	OL	6-0	270	East Hanover, N.J./Seton Hall Prep
70	Corey Neal	So.	Fr.	OL	6-2	275	Forked River, N.J./Lacey
71	Kyle Tucker	So.	Fr.	OL	6-3	285	Mount Airy, Md./Linganore
72	Brandon Maxwell	Jr.	So.	OL	6-3	300	Turnersville, N.J./Washington Twp.
73	Jim Sullivan	Sr.	5Sr.	OL	6-2	265	Manasquan, N.J./Manasquan
74	Reece Johnston	So.	Fr.	OL	6-3	285	Medford, N.J./Shawnee
75	Eric Macik	Fr.	Fr.	OL	6-2	250	Landisville, Pa./Hempfield (Navy Prep)
76	Taylor Krenzke	Fr.	Fr.	OL	6-3	275	Damascus, Md./Damascus
77	Ed Hunt	Fr.	Fr.	OL	6-5	270	Odenton, Md./Arundel Senior
78	Ryan Cross	Jr.	So.	OL	6-5	310	Long Valley, N.J./West Morris
79	Dino Molina	Sr.	Jr.	OL	6-4	305	Gaithersburg, Md./Damascus
80	Hakeem Valles	Fr.	Fr.	WR	6-5	215	Sicklerville, N.J./Peddie School
81	Eric Sumlin	Fr.	Fr.	WR	5-9	180	Dover, Del./Dover
82	Thaddeus Richards	So.	Fr.	WR	6-1	180	Columbus, N.J./Northern Burlington
83	Sal Liberato	Fr.	Fr.	WR	5-9	200	Summit, N.J./Summit
84	Ben Wallace	So.	Fr.	TE	6-4	240	Reading, Pa./Muhlenberg
85	Brad Harris	Jr.	Jr.	DL	6-1	270	Damascus, Md./Damascus
86	Evan Ruane	Fr.	Fr.	DL	6-4	215	West Long Branch, N.J./Shore Regional
87	Patrick O'Hara	So.	Fr.	DL	6-4	225	Soudertown, Pa./Lansdale Catholic
88	Mitchell Pollard	So.	So.	WR	5-9	175	Silver Spring, Md./Springbrook
89	Lamar Davenport	So.	Fr.	WR	6-2	180	Asbury Park, N.J./Asbury Park
90	Austin Kugler	Sr.	Jr.	DL	6-3	270	Toms River, N.J./Toms River North
91	Andrew Jurczynski	Fr.	Fr.	DL	6-4	265	Ewing, N.J./Ewing
92	Jimmy Lawson	So.	So.	DL	6-0	280	Manchester, N.J./Manchester
93	David Coffin	Fr.	Fr.	DL	6-1	275	Edgewater, Md./South River
94	Ryan Mohr	Fr.	Fr.	K/P	5-11	180	West Orange, N.J./Seton Hall Prep
95	Mike Pranulis	Sr.	Jr.	DL	6-3	325	Naugatuck, Conn./Trinity-Pawling
96	Frank Foreman	So.	Fr.	LB	6-0	210	Ashburn, Va./Broad Run
97	Rich Lorfing	Jr.	So.	DL	6-2	275	Monroe, N.J./Monroe Twp.
98	Andrew Sklover	Sr.	Sr.	DL	6-3	285	Chester, N.J./Mendham (Elon)
99	Zak Irizarry	Fr.	Fr.	LB	6-2	230	North Brunswick, N.J./North Brunswick

2011 ALPHABETICAL ROSTER

63	Stephen Andes	OL	50	James Gilburn	LB	47	Will Martin-Grant	DB	48	Kevin Rogers	RB
32	Kwabena Asante	RB	31	Patrick Gray	DB	56	Chris Mastrangelo	LB	86	Evan Ruane	TE
34	Steven Barroso	LB	28	Jose Gumbs	DB	27	Michael Mastrangelo	RB	69	Max Ruiz	OL
58	Don Brooks III	LB	85	Brad Harris	OL	43	Jake Mauro	RB	39	Abe Sanchez	WR
62	Brad Brown	OL	29	Julian Hayes	RB	72	Brandon Maxwell	OL	68	Josh Siemanowicz	OL
51	Luke Brown	LB	8	Darvin Henderson	WR	3	Kyle McGuire	WR	55	Ian Simon	LB
38	Jahmer Bunch	DB	24	Reggie Hildebrandt	DB	46	Mike McLafferty	TE	98	Andrew Sklover	DL
23	Nick Carroll	DB	36	Brett Hoppel	DB	16	Isaiah McLean	RB	2	Bilial Sloan El	RB
7	Clark Coe	DB	65	Mike Hunchak	OL	94	Ryan Mohr	P	4	Eric Spillane	K
93	David Coffin	DL	77	Ed Hunt	OL	79	Dino Molina	OL	17	Neal Sterling	WR
53	Colin Cooper	LB	14	Joe Impreveduto	RB	41	Michael Mordaga	RB	59	Dan Sullivan	LB
78	Ryan Cross	OL	99	Zak Irizarry	LB	66	Mike Murphy	OL	73	Jim Sullivan	OL
51	Wesley Cunningham	OL	74	Reece Johnston	OL	22	Pete Nagy	RB	81	Eric Sumlin	WR
60	Peter D'Addio	OL	91	Andrew Jurczynski	DL	70	Corey Neal	OL	27	Andrew Sutton	DB
64	Anthony D'Elia	OL	67	Gary Kagan	LS	87	Patrick O'Hara	DL	52	Peyton Sykes	DL
57	Dave Damirgian	LB	20	Dan Kowal	DB	19	Sal Paladino	QB	71	Kyle Tucker	OL
42	Demetri Dennis	DB	76	Taylor Krenzke	OL	44	Justin Pandorf	FB	54	Mike Upham	DE
35	Dale DeGraw	DB	12	Mahommad Kromah	DB	26	Vic Pasquariello	WR	11	Josh Vallejos	WR
18	Greg DePugh	QB	90	Austin Kugler	DL	61	Josh Patterson	OL	80	Hakeem Valles	WR
35	Mike Drake	RB	40	Bill Lauch	LB	5	Craig Peterson	QB	13	Charlie Vellis	QB
37	Charles Edwards	DB	92	Jimmy Lawson	DL	21	Elijah Phillips	DB	25	Tyler Verga	FB
1	Dorian Evans	DB	83	Sal Liberato	WR	88	Mitchell Pollard	WR	84	Ben Wallace	TE
96	Frank Foreman	LB	45	John Lockwood	DL	95	Mike Pranulis	DL	9	Jameson Zacharias	DB
10	Kyle Frazier	QB	97	Rich Lorfing	DL	82	Thaddeus Richards	WR			
30	Chris Gatti	RB	49	Chris Luma	TE	6	Tristan Roberts	WR			
15	Tyler George	TE	75	Eric Macik	DL	33	Jon Rogers	LB			

The 2011 Monmouth University Football Media Guide has been prepared to assist media members in their coverage of the Hawks.

We hope that most of your questions will be answered in the pages of this guide. Should you need additional information or assistance, please contact the Monmouth Athletics Communications Office. The information on this page covers most media-related questions you should have.

We appreciate your coverage of Monmouth football and look forward to working with you this fall.

INTERVIEWS WITH COACH CALLAHAN

Media wishing to interview Coach Kevin Callahan must notify the Monmouth University Athletics Communications Office.

WEEKLY PLAYER INTERVIEWS

All player interviews must be requested through the Monmouth University Athletics Communications Office, and must be arranged at least 24 hours in advance. Phone interviews are available by contacting the Athletics Communications Office. **NO HOME PHONE NUMBERS WILL BE GIVEN OUT TO THE MEDIA.** Please coordinate all requests with the Monmouth University Athletics Communications Office.

PRACTICE COVERAGE

Monmouth practices are open to the media, but please call in advance if you plan on attending. Practices during the week (Tues.-Thurs.) are from 3:30 to 5:30 p.m. Players and coaches will usually be available after practice. Monday and Friday practices will change weekly. Please contact the Monmouth University Athletics Communications Office for the schedule.

POST-GAME INTERVIEWS

Post-game interviews for home games will be conducted in the media room in the fitness center. Coach Callahan and requested players will be available after a brief cooling off period. Interviews following road games will be subject to the policies set forth by the home teams.

MEDIA CREDENTIALS

Arrangements for media credentials for Monmouth University's home football games in 2009 must be made through the Monmouth Athletics Communications Office. Requests by accredited media members should be made in writing and submitted on company letterhead to Greg Viscomi.

Priority of issuance of credentials will be given to daily newspapers and television stations which cover Monmouth football on a regular basis.

Credentials must be requested at least 48 hours prior to requested game.

MEDIA WILL CALL

A will call window will be operated on game days at the gates to Kesler Field for the distribution of credentials which have not been mailed. Proper ID will be required.

PRESS BOX SERVICES

A media packet will be distributed to your seat prior to kickoff. It will include a game program, flipcard and game notes for each team and the Northeast Conference. If you are missing any material, please contact a member of the Monmouth Athletics Communications Office.

Quarterly statistics and play-by-play will be distributed during the game. Final statistics and booklets will be distributed as soon as possible following the game.

MEDIA OUTLETS

ASBURY PARK PRESS

3601 Highway 66
Neptune, NJ 07754
Phone: 732.922.6000
Fax: 732.643.4012

ASSOCIATED PRESS

International Airport Plaza
U.S. Routes 1 & 9
Newark, NJ 07714
Phone: 201.642.0151
Fax: 201.643.2526
609.392.3525

ATLANTICVILLE

184 Broadway
PO Box 59
Long Branch, NJ 07740
Phone: 732.870.9338

CABLEVISION OF MONMOUTH

1501 18th Avenue
Wall, NJ 07719
Phone: 732.681.8222

CN8... THE COMCAST NETWORK

800 Rahway Avenue
Union, NJ 07083
Phone: 908.851.7492

THE COURIER

PO Box 399
10 Kings Way
Middletown, NJ
Phone: 732.957.0070

ESPN SPORTSTICKER

Harborside Financial Center
600 Plaza Two
Jersey City, NJ 07311-3992
Phone: 201.309.1300
Fax: 800.336.0383

NEWARK STAR LEDGER

(Main Office)
Star Ledger Plaza
Newark, NJ 07102
Phone: 201.877.4231
Fax: 201.242.5967

NEWARK STAR LEDGER

(Colleges)
187 Mill Lane
Mountainside, NJ 07092
Phone: 908.789.3355
Fax: 908.789.4744

NEWS 12 NEW JERSEY

450 Raritan Center Parkway
Edison, NJ 08837
Phone: 732.346.3294
Fax: 732.417.1484

NEW JERSEY NETWORK

PO Box CN 777
Trenton, NJ
Phone: 609.777.5233
Fax: 609.633.2927

NEW JERSEY NEWS

704 Westwood Avenue
Suite #2
Long Branch, NJ 07740
Phone: 732.263.1355
Fax: 732.870.8095

OCEAN COUNTY OBSERVER

8 Robbins Street
Toms River, NJ 08753
Phone: 732.349.3218
Fax: 732.349.8636

THE OUTLOOK

Monmouth University
400 Cedar Avenue
West Long Branch, NJ 07764
Phone: 732.571.3481

WOBM RADIO

PO Box 927
Toms River, NJ 08754
Phone: 908.269.0977
Fax: 908.269.8831

WMCX 88.9 FM

Monmouth University
400 Cedar Avenue
West Long Branch, NJ 07764
Phone: 732.571.3482



**MONMOUTH
FOOTBALL**

2010 IN REVIEW

MONMOUTH FOOTBALL

2010 TEAM STATISTICS

TEAM STATISTICS	MU	OPP				
SCORING	285	283				
Points Per Game	25.9	25.7				
FIRST DOWNS	217	190				
Rushing	84	85				
Passing	113	92				
Penalty	20	13				
RUSHING YARDAGE	1662	1688				
Yards gained rushing	1853	1880				
Yards lost rushing	191	192				
Rushing Attempts	401	416				
Average Per Rush	4.1	4.1				
Average Per Game	151.1	153.5				
TDs Rushing	19	21				
PASSING YARDAGE	2342	2082				
Comp-Att-Int	203-331-6	164-292-12				
Average Per Pass	7.1	7.1				
Average Per Catch	11.5	12.7				
Average Per Game	212.9	189.3				
TDs Passing	12	14				
TOTAL OFFENSE	4004	3770				
Total Plays	732	708				
Average Per Play	5.5	5.3				
Average Per Game	364.0	342.7				
KICK RETURNS: #-Yards	38-791	51-1087				
PUNT RETURNS: #-Yards	21-144	24-233				
INT RETURNS: #-Yards	12-264	6-112				
KICK RETURN AVERAGE	20.8	21.3				
PUNT RETURN AVERAGE	6.9	9.7				
INT RETURN AVERAGE	22.0	18.7				
FUMBLES-LOST	11-6	14-5				
PENALTIES-Yards	49-441	72-674				
Average Per Game	40.1	61.3				
PUNTS-Yards	57-2263	54-1867				
Average Per Punt	39.7	34.6				
Net punt average	33.9	30.8				
TIME OF POSSESSION/Game	30:38	29:21				
3RD-DOWN Conversions	50/153	56/151				
3rd-Down Pct	33%	37%				
4TH-DOWN Conversions	15/18	15/23				
4th-Down Pct	83%	65%				
SACKS BY-Yards	15-87	27-113				
MISC YARDS	11	-5				
TOUCHDOWNS SCORED	35	38				
FIELD GOALS-ATTEMPTS	16-23	7-14				
ON-SIDE KICKS	2-4	0-2				
RED-ZONE SCORES	(40-53) 75%	(30-40) 75%				
RED-ZONE TOUCHDOWNS	(26-53) 49%	(23-40) 57%				
PAT-ATTEMPTS	(25-30) 83%	(30-34) 88%				
ATTENDANCE	13757	14113				
Games/Avg Per Game	6/2293	5/2823				
Neutral Site Games		0/0				
SCORE BY QUARTERS	1st	2nd	3rd	4th	OT	Total
MU	46	103	60	69	7	285
Opponents	52	99	51	73	8	283



MONMOUTH FOOTBALL

2010 INDIVIDUAL STATISTICS

RUSHING	GP	Att	Gain	Loss	Net	Avg	TD	Long	Avg/G
GILES, Bobby	10	150	693	23	670	4.5	1	43	67.0
FRAZIER, Kyle	11	84	448	114	334	4.0	4	38	30.4
MANDEVILLE, A.	11	36	264	17	247	6.9	1	52	22.5
SLOAN EL, B.	9	51	234	3	231	4.5	2	34	25.7
CAPRIO, L.J.	11	66	167	15	152	2.3	9	10	13.8
GUMBS, Jose	11	1	14	0	14	14.0	0	14	1.3
POLLARD, M	10	1	13	0	13	13.0	1	13	1.3
ROMEO, Nick	11	3	14	3	11	3.7	1	13	1.0
D'URSO, Mike	11	1	5	0	5	5.0	0	5	0.5
TEAM	7	8	1	16	-15	-1.9	0	1	-2.1
Total.....	11	401	1853	191	1662	4.1	19	52	151.1
Opponents.....	11	416	1880	192	1688	4.1	21	51	153.5

PASSING	G	Effic	Cmp-Att-Int	Pct	Yds	TD	Lng	Avg/G
FRAZIER, Kyle	11	125.84	182-297-6	61.3	2072	9	69	188.4
MANDEVILLE, A.	11	157.59	21-34-0	61.8	270	3	60	24.5
Total.....	11	129.10	203-331-6	61.3	2342	12	69	212.9
Opponents.....	11	123.66	164-292-12	56.2	2082	14	50	189.3

RECEIVING	G	No.	Yds	Avg	TD	Long	Avg/G
GEORGE, Tyler	11	36	366	10.2	2	27	33.3
FOLSOM, Ryan	11	34	394	11.6	1	69	35.8
PLAUTZ, Matt	11	32	338	10.6	1	23	30.7
ROMEO, Nick	11	28	351	12.5	3	60	31.9
POLLARD, M	10	23	364	15.8	1	48	36.4
HOGAN, Chris	11	12	147	12.2	3	41	13.4
ROEDER, Mike	11	9	91	10.1	1	17	8.3
GILES, Bobby	10	8	131	16.4	0	53	13.1
MCLAFFERTY, M	10	7	69	9.9	0	25	6.9
PANDORF, Justin	11	4	32	8.0	0	16	2.9
SLOAN EL, B.	9	4	22	5.5	0	9	2.4
D'URSO, Mike	11	3	29	9.7	0	17	2.6
CAPRIO, L.J.	11	2	0	0.0	0	1	0.0
HENDERSON, D	11	1	8	8.0	0	8	0.7
Total.....	11	203	2342	11.5	12	69	212.9
Opponents.....	11	164	2082	12.7	14	50	189.3

ALL PURPOSE	G	Rush	Rec	PR	KOR	IR	Tot	Avg/G
GILES, Bobby	10	670	131	0	104	0	905	90.5
POLLARD, M	10	13	364	0	331	0	708	70.8
ROMEO, Nick	11	11	351	126	0	0	488	44.4
FOLSOM, Ryan	11	0	394	0	0	0	394	35.8
GEORGE, Tyler	11	0	366	0	0	0	366	33.3
AVENT, Mike	11	0	0	0	350	0	350	31.8
PLAUTZ, Matt	11	0	338	0	0	0	338	30.7
FRAZIER, Kyle	11	334	0	0	0	0	334	30.4
SLOAN EL, B.	9	231	22	0	0	0	253	28.1
MANDEVILLE, A.	11	247	0	0	0	0	247	22.5
HOGAN, Chris	11	0	147	0	0	30	177	16.1
CAPRIO, L.J.	11	152	0	0	0	0	152	13.8
AMSEL, Kenny	9	0	0	0	0	122	122	13.6
ROEDER, Mike	11	0	91	0	0	0	91	8.3
MCLAFFERTY, M	10	0	69	0	0	0	69	6.9
GUMBS, Jose	11	14	0	18	0	33	65	5.9
PANDORF, Justin	11	0	32	0	8	0	40	3.6
D'URSO, Mike	11	5	29	0	-2	0	32	2.9
OGDEN, Dave	11	0	0	0	0	31	31	2.8
HALEY, Kendall	11	0	0	0	0	28	28	2.5
BROOKS III, Don	11	0	0	0	0	20	20	1.8
HENDERSON, D	11	0	8	0	0	0	8	0.7
TEAM	7	-15	0	0	0	0	-15	-2.1
Total.....	11	1662	2342	144	791	264	5203	473.0
Opponents.....	11	1688	2082	233	1087	112	5202	472.9

MONMOUTH FOOTBALL

2010 INDIVIDUAL STATISTICS

----- PATs -----										
SCORINGTD	FGs	Kick	Rush	Rcv	Pass	DXP	Saf	Points		
SPILLANE, Eric	0	16-22	24-29	0-0	0	0-0	0	0	72	
CAPRIO, L.J.	9	0-0	0-0	0-0	0	0-0	0	0	54	
FRAZIER, Kyle	4	0-0	0-0	0-0	0	0-2	0	0	24	
ROMEO, Nick	4	0-0	0-0	0-1	0	0-0	0	0	24	
HOGAN, Chris	3	0-0	0-0	0-0	0	0-0	0	0	18	
AMSEL, Kenny	2	0-0	0-0	0-0	0	0-0	0	0	12	
POLLARD, M	2	0-0	0-0	0-0	0	0-0	0	0	12	
SLOAN EL, B.	2	0-0	0-0	0-0	0	0-0	0	0	12	
GEORGE, Tyler	2	0-0	0-0	0-0	0	0-0	0	0	12	
GILES, Bobby	2	0-0	0-0	0-0	0	0-0	0	0	12	
MANDEVILLE, A.	1	0-0	0-0	0-1	0	0-1	0	0	6	

FIELD GOALS	FGM-FGA	Pct	01-19	20-29	30-39	40-49	50-99	Lg	Blk
SPILLANE, Eric	16-22	72.7	1-1	6-9	7-8	2-4	0-0	46	3
GOODARZ, Jarrod	0-1	0.0	0-0	0-1	0-0	0-0	0-0	0	0

PUNTING	No.	Yds	Avg	Long	TB	FC	I20	Blkd
DANIELS, Jack	56	2263	40.4	70	5	7	13	1
TEAM	1	0	0.0	0	0	0	0	0
Total.....	57	2263	39.7	70	5	7	13	1
Opponents.....	54	1867	34.6	69	3	9	16	1

PUNT RETURNS	No.	Yds	Avg	TD	Long	KICK RETURNS	No.	Yds	Avg	TD	Long
ROMEO, Nick	20	126	6.3	0	26	AVENT, Mike	16	350	21.9	0	43
GUMBS, Jose	1	18	18.0	0	0	POLLARD, M	15	331	22.1	0	40
Total.....	21	144	6.9	0	26	D'URSO, Mike	2	-2	-1.0	0	0
Opponents.....	24	233	9.7	1	29	GILES, Bobby	2	104	52.0	1	90
						ROEDER, Mike	1	0	0.0	0	0
						PANDORF, Justin	1	8	8.0	0	8
						HENDERSON, D	1	0	0.0	0	0
						Total.....	38	791	20.8	1	90
						Opponents.....	51	1087	21.3	1	85

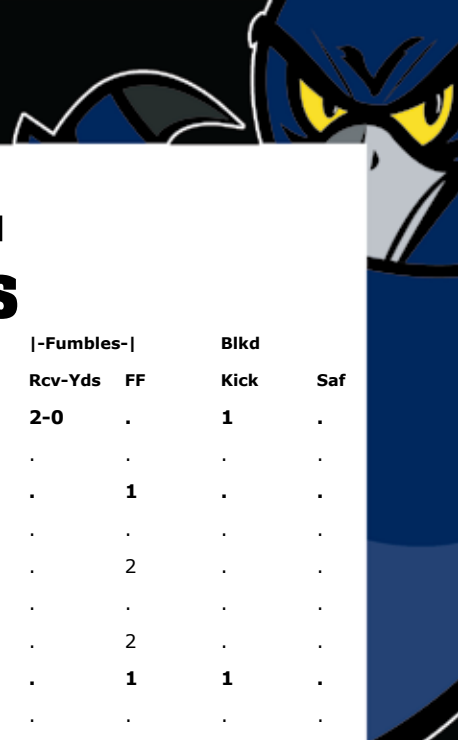
2010 RED ZONE STATISTICS

MU Inside Opponent Red-Zone

Date	Opponent	Score	Times In RZ	Times Scored	Total Pts	TDs	Rush TDs	Pass TDs	FGs Made	Failed to score inside RZ	FGA	Downs	Int	Fumb	Half	Game
Sep 04	at Colgate.....	L 29-30	4	4	23	3	1	2	1	0	0	0	0	0	0	0
Sep 11	MAINE.....	L 23-31	6	5	23	2	2	0	3	0	1	0	0	0	0	0
Sep 25	ODU.....	L 21-35	4	3	21	3	1	2	0	0	0	0	0	0	1	0
*Oct 02	at Duquesne.....	W 44-17	6	5	27	3	2	1	2	0	0	0	0	1	0	0
*Oct. 9	at Robert Morris.....	L 16-17	5	3	16	2	1	1	1	1	0	1	0	0	0	0
*Oct 16	BRY.....	W 21-12	4	3	13	1	1	0	2	0	0	0	0	1	0	0
*Oct 23	SFU.....	W 19-7	6	3	16	2	1	1	1	1	1	1	0	0	1	0
*Oct 30	SHU.....	L 25-26	3	3	13	1	1	0	2	0	0	0	0	0	0	0
*Nov 06	at WAGNER.....	L 20-31	3	2	13	2	0	2	0	1	0	0	0	0	0	0
*Nov 13	CCSU.....	L 48-49	8	5	34	5	4	1	0	2	0	0	0	1	0	0
*Nov 20	at ALBANY.....	L 19-28	4	4	19	2	2	0	2	0	0	0	0	0	0	0
Totals																
			53	40	218	26	16	10	14	5	2	1	3	2	0	0
			40 of 53 (75.5%)													

Opponents Inside MU Red-Zone

Date	Opponent	Score	Times In RZ	Times Scored	Total Pts	TDs	Rush TDs	Pass TDs	FGs Made	Failed to score inside RZ	FGA	Downs	Int	Fumb	Half	Game
Sep 04	at Colgate.....	L 29-30	5	4	24	3	3	0	1	1	0	0	0	0	0	0
Sep 11	MAINE.....	L 23-31	3	3	17	2	2	0	1	0	0	0	0	0	0	0
Sep 25	ODU.....	L 21-35	3	3	13	1	0	1	2	0	0	0	0	0	0	0
*Oct 02	at Duquesne.....	W 44-17	3	2	10	1	0	1	1	1	0	0	0	0	0	0
*Oct. 9	at Robert Morris.....	L 16-17	3	3	17	2	1	1	1	0	0	0	0	0	0	0
*Oct 16	BRY.....	W 21-12	2	1	6	1	1	0	0	0	1	0	0	0	0	0
*Oct 23	SFU.....	W 19-7	2	1	7	1	0	1	0	1	0	0	0	0	0	0
*Oct 30	SHU.....	L 25-26	4	4	26	4	4	0	0	0	0	0	0	0	0	0
*Nov 06	at WAGNER.....	L 20-31	5	3	17	2	2	0	1	1	1	0	0	0	0	0
*Nov 13	CCSU.....	L 48-49	5	3	21	3	2	1	0	2	0	0	0	0	0	0
*Nov 20	at ALBANY.....	L 19-28	5	3	21	3	3	0	0	0	2	0	0	0	0	0
Totals																
			40	30	179	23	18	5	7	6	4	0	0	0	0	0
			30 of 40 (75.0%)													



MONMOUTH FOOTBALL 2010 DEFENSIVE STATISTICS

			-----Tackles-----			-Sacks-		---Pass Def---		-Fumbles-		Blkd		
DEFENSIVE LEADERS	GP		Solo	Ast	Total	TFL/Yds	No-Yards	Int-Yds	BrUp	QBH	Rcv-Yds	FF	Kick	Saf
28	GUMBS, Jose	11	53	23	76	3.0-4	.	1-33	8	.	2-0	.	1	.
31	HALEY, Kendall	11	47	22	69	3.5-5	.	3-28	6
56	MASTRANGELO, C	11	40	26	66	5.5-11	1.5-4	.	2	2	.	1	.	.
99	VALENTI, Joe	11	29	34	63	9.0-23	2.0-5	.	.	1
91	OGDEN, Dave	11	26	29	55	9.0-51	4.5-31	1-31	1	5	.	2	.	.
16	BRADY, Jeff	11	25	29	54	2.0-8	.	.	3	2
1	AMSEL, Kenny	9	23	10	33	1.0-1	.	2-122	2	.	.	2	.	.
54	UPHAM, Mike	11	16	16	32	2.5-12	1.5-9	1	1	.
83	HOGAN, Chris	11	22	6	28	.	.	3-30	3
49	LUMA, Chris	11	12	12	24	2.5-4	1.0-2	.	.	1
23	BYNUM, Ezra	11	18	5	23	.	.	.	1	.	.	.	1	.
92	LAWSON, Jimmy	10	12	9	21	5.5-32	3.5-28
95	PRANULIS, Mike	11	6	14	20	1.0-1	.	.	.	1	.	.	2	.
33	ROGERS, Jon	9	14	6	20	1.0-1
98	SKLOVER, Andrew	8	6	11	17	0.5-2
8	FOLSOM, Ryan	11	8	5	13
86	HENDERSON, D	11	10	2	12	1	.	.
58	BROOKS III, Don	11	5	7	12	2.0-4	.	2-20
85	HARRIS, Brad	11	6	5	11	2.0-9	1.0-8	.	.	2	1-0	.	.	.
6	AVENT, Mike	11	8	2	10
97	LORFING, Rich	7	2	6	8	1
94	BARROSO, Steven	8	4	4	8	.	.	.	1
45	SIMON, Ian	10	5	3	8	4
48	BURD, Ricky	10	4	2	6
59	SULLIVAN, Dan	3	6	.	6	1.0-3
7	EVANS, Dorian	5	3	2	5	1.5-9
5	PETERSON, Craig	10	1	2	3
80	ROEDER, Mike	11	3	.	3
44	PANDORF, Justin	11	.	3	3
13	CAPRIO, L.J.	11	1	1	2
12	JEWEL, Eddie	4	1	1	2
53	LOCKWOOD, John	6	.	2	2
55	WRIGHT, Shawn	10	1	1	2	0.5-1
15	GEORGE, Tyler	11	1	1	2
34	GILES, Bobby	10	.	1	1
29	ZACHARIAS, J	3	1	.	1
88	POLLARD, M	10	1	.	1
9	DANIELS, Jack	11	1	.	1
36	HOPPEL, Brett	4	1	.	1
32	D'URSO, Mike	11	1	.	1
TM	TEAM	7	1
20	SLOAN EL, B.	9	2	.
	Total.....	11	423	302	725	53-181	15-87	12-264	27	19	3-0	7	7	1
	Opponents.....	11	445	312	757	56.0-177	27-113	6-112	35	9	6-30	8	9	.

2010 SUPERLATIVES

INDIVIDUAL GAME HIGHS

Rushes	23	GILES, Bobby vs SFU (Oct 23, 2010)
Yards Rushing	116	CAPRIO, L.J. vs CCSU (Nov 13, 2010)
TD Rushes	3	GILES, Bobby vs SFU (Oct 23, 2010)
Long Rush	52	CAPRIO, L.J. vs CCSU (Nov 13, 2010)
Pass attempts	40	MANDEVILLE, A. vs SHU (Oct 30, 2010)
Pass completions	20	FRAZIER, Kyle at ALBANY (Nov 20, 2010)
Yards Passing	300	FRAZIER, Kyle vs MAINE (Sep 11, 2010)
TD Passes	2	FRAZIER, Kyle at ALBANY (Nov 20, 2010)
Long Pass	69	FRAZIER, Kyle vs CCSU (Nov 13, 2010)
Receptions	6	FRAZIER, Kyle at Colgate (Sep 04, 2010)
Yards Receiving	88	FRAZIER, Kyle vs CCSU (Nov 13, 2010)
TD Receptions	1	FRAZIER, Kyle vs CCSU (Nov 13, 2010)
Long Reception	69	PLAUTZ, Matt vs MAINE (Sep 11, 2010)
Field Goals	3	FOLSOM, Ryan vs MAINE (Sep 11, 2010)
Long Field Goal	46	FOLSOM, Ryan at Duquesne (Oct 02, 2010)
Punts	8	GEORGE, Tyler at Duquesne (Oct 02, 2010)
Punting Avg	47.7	ROMEO, Nick vs SFU (Oct 23, 2010)
Long Punt	70	HOGAN, Chris at Colgate (Sep 04, 2010)
Long Punt Return	26	ROMEO, Nick vs ODU (Sep 25, 2010)
Long Kickoff Return	90	HOGAN, Chris vs ODU (Sep 25, 2010)
Tackles	14	GEORGE, Tyler at Duquesne (Oct 02, 2010)
Sacks	1.5	HOGAN, Chris at Robert Morris (Oct. 9, 2010)
Tackles For Loss	3.0	ROEDER, Mike vs SFU (Oct 23, 2010)
Interceptions	2	ROMEO, Nick vs SHU (Oct 30, 2010)

TEAM GAME HIGHS

Rushes	44	vs CCSU (Nov 13, 2010)
Yards Rushing	275	vs SHU (Oct 30, 2010)
Yards Per Rush	6.9	vs SHU (Oct 30, 2010)
TD Rushes	4	vs CCSU (Nov 13, 2010)
Pass attempts	40	at ALBANY (Nov 20, 2010)
Pass completions	21	vs MAINE (Sep 11, 2010)
Yards Passing	302	vs ODU (Sep 25, 2010)
Yards Per Pass	10.1	vs CCSU (Nov 13, 2010)
TD Passes	2	vs CCSU (Nov 13, 2010)
Total Plays	78	at Colgate (Sep 04, 2010)
Total Offense	505	vs ODU (Sep 25, 2010)
Yards Per Play	7.3	at WAGNER (Nov 06, 2010)
Points	48	vs CCSU (Nov 13, 2010)
Sacks By	4	vs CCSU (Nov 13, 2010)
First Downs	23	vs SFU (Oct 23, 2010)
Penalties	7	at Duquesne (Oct 02, 2010)
Penalty Yards	86	vs SFU (Oct 23, 2010)
Turnovers	4	at ALBANY (Nov 20, 2010)
Interceptions By	6	at Duquesne (Oct 02, 2010)

OPPONENT INDIVIDUAL GAME HIGHS

Rushes	30	Eachus, Nate, at Colgate (Sep 04, 2010)
Yards Rushing	184	BENJAMIN, E, vs CCSU (Nov 13, 2010)
TD Rushes	4	ARCHER, Marcel, vs SHU (Oct 30, 2010)
Long Rush	51	Turcotte, Jared, vs MAINE (Sep 11, 2010)
Pass attempts	47	FOXWORTH, Eric, at WAGNER (Nov 06, 10)
Pass completions	28	Thomas DeMarco, vs ODU (Sep 25, 2010)
Yards Passing	407	Thomas DeMarco, vs ODU (Sep 25, 2010)
TD Passes	4	Thomas DeMarco, vs ODU (Sep 25, 2010)
Long Pass	50	Thomas DeMarco, vs ODU (Sep 25, 2010)
Receptions	7	Sullivan, Greg, at Colgate (Sep 04, 2010)
Yards Receiving	154	MITCHELL, Marty, at Duquesne (Oct 02, 10)
TD Receptions	2	Rosnick, Doug, at Colgate (Sep 04, 2010)
Long Reception	50	Prentice Gill, vs ODU (Sep 25, 2010)
Field Goals	2	Prentice Gill, vs ODU (Sep 25, 2010)
Long Field Goal	34	Rosnick, Doug, at Colgate (Sep 04, 2010)
Punts	8	BUNEVICH, Sean, at Duquesne (Oct 02, 10)
Punting Avg	44.0	Jarod Brown, vs ODU (Sep 25, 2010)
Long Punt	69	CLAWSON, Garrett, at Robert Morris (Oct. 9, 10)
Long Punt Return	29	Waxman, Jordan, vs MAINE (Sep 11, 2010)
Long Kickoff Return	85	Goldszak, Evan, at Colgate (Sep 04, 2010)
Tackles	14	Layton, Paul, at ALBANY (Nov 20, 2010)
Sacks	2.0	PLACIDE, Frantz, at WAGNER (Nov 06, 10)
Tackles For Loss	3.0	HO, Ryan, at Duquesne (Oct 02, 2010)
Interceptions	1	GAGE, Stefen, at WAGNER (Nov 06, 2010)

OPPONENT TEAM GAME HIGHS

Rushes	63	vs CCSU (Nov 13, 2010)
Yards Rushing	323	vs CCSU (Nov 13, 2010)
Yards Per Rush	5.8	vs MAINE (Sep 11, 2010)
TD Rushes	4	vs MAINE (Sep 11, 2010)
Pass attempts	47	vs SHU (Oct 30, 2010)
Pass completions	28	vs ODU (Sep 25, 2010)
Yards Passing	407	vs ODU (Sep 25, 2010)
Yards Per Pass	12.9	at Colgate (Sep 04, 2010)
TD Passes	4	vs ODU (Sep 25, 2010)
Total Plays	92	vs CCSU (Nov 13, 2010)
Total Offense	548	vs CCSU (Nov 13, 2010)
Yards Per Play	6.5	vs MAINE (Sep 11, 2010)
Points	49	vs CCSU (Nov 13, 2010)
Sacks By	4	vs CCSU (Nov 13, 2010)
First Downs	29	at WAGNER (Nov 06, 2010)
Penalties	11	at ALBANY (Nov 20, 2010)
Penalty Yards	100	vs CCSU (Nov 13, 2010)
Turnovers	6	vs MAINE (Sep 11, 2010)
Interceptions By	2	at Duquesne (Oct 02, 2010)



**MORMOUTH
FOOTBALL**

GAME RECAPS

Monmouth Hawks 44 Saint Peter's Peacocks 3

September 4, 2004

Cochrane Field
Jersey City, N.J.

Monmouth put on an impressive performance in its 2004 season opener as the Hawks posted a 44-3 win over Saint Peter's College.

Miles Austin was the offensive standout for the Hawks. The 6-3 junior pulled down a career-high seven passes for 118 yards and one touchdown. Austin also took an option pitch 27 yards for his second touchdown of the game, staking MU to a 41-3 lead.

The Hawks broke the scoring seal with 8:24 seconds remaining in the first quarter as Brian Boland hit Matt Sosnovik on an 11-yard TD pass, capping an 11-play, 58-yard drive. On the Hawks next possession, Boland plunged over the line from one yard out to give the Blue and White a 14-0 lead with 14:13 left in the first half. The touchdown ended a 15-play, 84-yard drive, clipping 7:24 off the clock.

The Hawks defense accounted for the next score as Matt Hill intercepted a Kris Gryte pass and ran 43 yards for paydirt.

Monmouth built on their lead when Rob Lutz took a handoff and ran eight yards to set up his own 7-yard TD run, making the score 27-0.

Saint Peter's only score of the game came on a 36-yard field goal by Wayne Guarino which left Monmouth with a 27-3 halftime lead.

Monmouth's first drive of the second half culminated with a 41-yard TD strike from Brendan Kennedy to Austin with 12:28 remaining in the third quarter, giving the Hawks a 34-3 advantage.

Later in the quarter, Monmouth went 60 yards on five plays, culminating in a 27-yard TD run by Austin that extended the lead to 41-3.

The Hawks final tally came on a 30-yard field goal by Steve Andriola.

Boland completed 11-of-13 passes for 153 yards and one TD pass, and ran for one TD. Kennedy was 2-of-2 for 51 yards and one touchdown in the air and had three carries for 18 yards on the ground. Migliore was Monmouth's top rusher, accumulating 52 yards on 13 carries. San Miguel logged three receptions for 44 yards in his first career game.

The Hawks' defense held Saint Peter's to 231 yards of total offense, including just 100 yards through the air with two interceptions.

MONMOUTH	7	20	17	0	- 44
ST. PETER'S	0	3	0	0	- 3
MU - Sosnovik 11 pass from Boland (Andriola kick), 8:24 - 1st					
MU - Boland 1 run (Andriola kick), 14:13 - 2nd					
MU - Hill 43 interception return (Andriola kick), 9:49 - 2nd					
MU - Lutz 7 run (Andriola kick), 1:13 - 2nd					
SPC - Guarino 36 field goal, 0:00 - 2nd					
MU - Austin 41 pass from Kennedy (Andriola kick), 12:28 - 3rd					
MU - Austin 27 run (Andriola kick), 5:39 - 3rd					
MU - Andriola 30 field goal, 1:18 - 3rd					
	MU	SP			
First Downs	17	12			
Rushes - Yards	41-182	32-165			
Passing Yards	204	100			
Passes (C-A-I)	13-15-0	14-28-2			
Total Offense	380	281			
Fumbles-Lost	3-1	4-0			
Penalties-Yards	7-59	6-48			
Time of Possession	35:05	24:55			
RUSHING: MU - Migliore 13-52, Lutz 8-36 TD, Austin 1-27 TD, Williamson 6-23, Kennedy 3-18, Carter 2-17, San Miguel 1-3, Boland 2-2 TD, Smith 4-(-1); SP - Mayers 12-79, Ziyad 9-24, Gryte 7-16, Gryte 7-16, Tucci 4-12.					
PASSING: MU - Boland 11-13-0 153 TD, Kennedy 2-2-0 51 TD;					
SPC - Gryte 7-14-1 28, Tucci 7-13-1 72, Givens 0-1-0 0.					
RECEIVING: SPC - Rondinelli 3-15, McCarny 2-31, Cowart 2-26, Given 2-20, Ziyad 2-2, Mayers 2-2, DeSheilds 1-4; MU - Austin 7-118 TD, San Miguel 3-64, Sosnovik 3-22 TD.					

La Salle Explorers 15 Monmouth Hawks 34

September 11, 2004

Kessler Field
West Long Branch, N.J.

Monmouth rolled up 501 yards of total offense as the Hawks posted a 34-15 win over La Salle University to move to 2-0 on the season.

Brian Boland and Miles Austin led Monmouth to a 20-7 halftime cushion as Boland connected on 11-of-15 passes for 116 yards and two touchdowns and Austin hauled in six receptions for 117 yards and one TD.

The Hawks drove 51 yards on 10 plays for the game's first score. Boland connected with Adam San Miguel for 5-yard touchdown pass with 8:48 remaining in the first quarter.

An 18-yard Steve Andriola field goal put the Hawks up 10-0 with 1:12 remaining in the half. After a muffed punt by La Salle, Boland hit Austin for a 16-yard touchdown strike as time expired in the first quarter, staking MU to a 17-0 lead.

Andriola added his second 18-yard field goal of the game with 6:42 remaining in the half, giving Monmouth a 20-0 lead. The field goal gave Andriola 18 for his career, tying him with Chris Mandell for the school record.

La Salle managed to cut the lead to 20-7 right before the half on a 7-yard pass from Vernand Abrams to Ken Triboletti.

The Hawks quelled the comeback hopes with their first possession of the second half when Bobby Smith capped off a long drive with a 5-yard TD run.

Monmouth's last score came on a 39-yard pass from Brian Boland to Michael McClelland and the Hawks owned a 34-7 lead with 13:08 remaining in the fourth quarter. The aerial connection capped a stake-in-the-heart, 8-play, 90-yard drive.

Boland completed 16-of-23 passes for 203 yards and three touchdowns. Reserve quarterback Brendan Kennedy was 5-of-7 for 77 yards and added nine rushing yards in relief. Austin hauled in seven passes for 125 yards and one touchdown. Smith led Monmouth's ground attack with 67 yards and one touchdown on eight carries.

On defense, Nick Castellano led the charges with a game high 10 tackles, including six of the solo variety. He also intercepted a pass which he returned for 22 yards. Dan Blazosky and Mike Castellano each added seven tackles. David Jiles put in a solid performance in the secondary with five tackles and three pass breakups.

LA SALLE	0	7	0	8	- 15
MONMOUTH	17	3	7	7	- 34
MU - San Miguel 5 pass from Boland (Andriola kick), 8:48 - 1st					
MU - Andriola 18 field goal, 1:12 - 1st					
MU - Austin 16 pass from Boland (Andriola kick), 0:00 - 2nd					
MU - Andriola 18 field goal, 6:42 - 2nd					
LS - Triboletti 3 pass from Abrams (Dempsey kick), 0:00 - 2nd					
MU - Smith 5 run (Andriola kick), 6:31 - 3rd					
MU - McClelland 39 pass from Boland (Andriola kick), 13:08 - 4th					
LS - Brumfield 5 run (Triboletti rush), 2:42 - 4th					
	LS	MU			
First Downs	16	27			
Rushes - Yards	31-116	43-216			
Passing Yards	292	295			
Passes (C-A-I)	17-31-1	22-31-1			
Total Offense	376	501			
Fumbles-Lost	1-1	1-0			
Penalties-Yards	6-42	8-49			
Time of Possession	23:24	36:27			
RUSHING: LS - Abrams 16-59, Triboletti 7-32, Brumfield 4-16 TD, Adelman 1-1, Stevenson 2-9, Peloso 1-(-13); MU - Smith 8-67 TD, Migliore 12-59, Lutz 8-40, Boland 7-22, Carter 3-11, Kennedy 4-10.					
PASSING: LS - Abrams 17-29-1 292 TD, Jump 0-2-0; MU - Boland 16-23-0 203 TD, Kennedy 5-7-1 88, Dennis 1-1-0 4.					
RECEIVING: LS - Zabel 8-108, Russo 5-61, Triboletti 2-77 TD, Vaccaro 1-44, Farrell 1-2; MU - Austin 7-125 TD, San Miguel 4-39 TD, McClelland 3-57 TD, Smith 2-24, Sosnovik 2-21, Lutz 2-8, Suozzo 1-13, Carter 1-8.					

Monmouth Hawks 12 Robert Morris Colonials 10

September 18, 2004

Moon Stadium
Moon Township, Pa.

Monmouth wide receiver Tim Hiltwine came down with a 32-yard touchdown reception on a tipped ball as time expired Saturday afternoon at Moon Stadium as the visiting Hawks defeated Robert Morris University, 29-27.

Hiltwine's touchdown reception came one play after he caught a 31-yard pass from quarterback Brian Boland at the RMU 32-yard line. Hiltwine caught the ball as he was lying on the ground after Colonial defenders knocked the ball in the air. The winning touchdown for Monmouth came after Robert Morris had taken a 27-23 lead with 23 seconds left in the game with an 18-yard touchdown pass from Drew Geyer to Dante Settles.

Robert Morris opened the game's scoring as Geyer hit junior running back Devin Wilson for an eight-yard touchdown pass with 4:12 left in the first quarter. The Hawks responded when Boland hit wide receiver Miles Austin down the sideline for a 69-yard touchdown pass to knot the game at seven with 12 ticks left on the first quarter clock. Monmouth took the lead in the second quarter when Miles hauled in a 10-yard pass from Boland at the 4:54 mark. The Colonials were able to send the game tied into the break, however, when Geyer hit senior wide receiver Tjjuan Massey for a 13-yard touchdown pass just before halftime.

Monmouth was able to take the lead early in the second half after Austin blocked an RMU punt at the Colonial 5-yard line, scooped up the loose ball and scrambled in from five yards out to give the Hawks a 20-14 lead after a blocked extra point attempt. Robert Morris came back to take a 21-20 advantage when Geyer hit Massey in the end zone again, this time for a nine-yard score.

The Hawks then regained the lead, 23-21, on a 31-yard field goal by Steve Andriola with 1:57 to go in the third quarter.

In an unexpected offensive duel between a pair of defensive juggernauts, Geyer finished the afternoon 27-for-44 for 296 yards and four TDs in the loss, while Boland was 15-of-26 for 252 yards, three TDs and one interception for the Hawks. Austin was Boland's favorite target on the afternoon, as he finished with five receptions for 144 yards and two touchdowns. Massey was RMU's leading receiver with eight catches for 76 yards and two

MONMOUTH	7	7	9	6	- 29
ROBERT MORRIS	7	7	7	6	- 27
RMU - Wilson 8 pass from Geyer (DiLorenzo kick), 4:12 - 1st					
MU - Austin 69 pass from Boland (Andriola kick), 0:12 - 1st					
MU - Austin 10 pass from Boland (Andriola kick), 4:54 - 2nd					
RMU - Massey 13 pass from Geyer (DiLorenzo kick), 1:30 - 2nd					
MU - Austin 5 blocked punt return (Andriola kick), 11:55 - 3rd					
RMU - Massey 9 pass from Geyer (DiLorenzo kick), 6:27 - 3rd					
MU - Andriola 31 field goal, 1:57 - 3rd					
RMU - Settles 18 pass from Geyer (Geyer pass failed), 0:23 - 4th					
MU - Hiltwine 32 pass from Bolan, 0:00 - 4th					
	MU	RMU			
First Downs	12	24			
Rushes - Yards	27-74	37-125			
Passing Yards	252	296			
Passes (C-A-I)	15-26-1	27-48-0			
Total Offense	307	357			
Fumbles-Lost	0-0	1-1			
Penalties-Yards	8-68	6-47			
Time of Possession	24:45	35:15			
RUSHING: MU - Migliore 16-57, Boland 5-1, Lutz 1-0, Smith 5-0; RMU - Wilson 17-77, Drakeford 4-15, Magnone 4-5, Hernandez 1-4, Massey 1-(-3), Geyser 10-(-37).					
PASSING: MU - Boland 15-26-1 252 3TD; RMU - Geyer 27-44-0 296 4TD, Team 0-4-0 0.					
RECEIVING: MU - Austin 5-144 2TD, Smith 3-13, Hiltwine 2-63 TD, Sosnovik 1-13, Migliore 1-13; Worfolk 1-6, San Miguel 1-2, Lutz 1-(-2); RMU - Massey 8-76 2TD, Wilson 5-19 TD, Rickards 4-46, Hines 3-73, Settles 3-39, Powers 3-37, Magnone 1-6.					

2004 GAME RECAPS



Stony Brook Seawolves 27
Monmouth Hawks 0

Monmouth Hawks 40
Iona Gaels 14

Monmouth Hawks 14
Wagner Seahawks 7

September 25, 2004

Kessler Field
West Long Branch, N.J.

Monmouth University's seven-game home winning streak was snapped as Stony Brook University posted a 27-0 blanking of the Hawks at Kessler Field.

The loss marked the first time the Blue and White had been shutout since a 20-0 loss to Towson on November 2, 2002 and just MU's fifth-ever shutout loss. It was also the first-time ever Monmouth was kept off the scoreboard in a Northeast Conference affair.

Stony Brook's T.J. Moriarty diced up Monmouth's defense for 262 yards and three touchdowns on 17-of-23 passing. The Seawolves also received strong offensive performances from Josh Anderson, who hauled in seven passes for 124 yards and two touchdowns, and Londre Blocker, with four catches for 83 yards and one touchdown.

Moriarty, a preseason All-Northeast Conference selection, struck early as he hit Josh Anderson for a 68-yard touchdown pass on the third play of the game.

The two teams went scoreless for the remainder of the half and the Seawolves owned a 7-0 lead at the intermission. Stony Brook held the advantage, thanks in large part to a 17:03-12:57 advantage in time of possession.

After Monmouth went three-and-out to start the second half, Stony Brook put together a 6-play, 66-yard drive to take a 14-0 lead. The drive culminated in a 33-yard TD pass from Moriarty to Londre Blocker with 10:45 remaining in the third quarter.

Placekicker Sean Forman added a pair of field goals, one from 38 yards and one from 26 yards, in the fourth quarter to inflate the cushion to 20-0. The Seawolves completed the scoring with 3:40 remaining in the game as Moriarty hit Anderson for a 13-yard TD pass.

Monmouth was haunted by seven turnovers on the afternoon, including three interceptions thrown by sophomore quarterback Brian Boland, who entered the contest as the No. 2 rated NCAA I-AA quarterback in the nation. Backup Brendan Kennedy also tossed two interceptions and Tim Hiltwine was headed for paydirt on a 57-yard pass from Miles Austin before being stripped of the ball at the Seawolves' 3-yard line.

The Hawks rushed for just 37 yards on the afternoon with 25 of the yards coming on a rush by Rob Lutz as the Hawks were running out the first-half clock. Stony Brook also shut down Austin, who entered the contest with three consecutive 100-yard rushing days. Austin had just two catches for 27 yards. Boland was 7-of-15 for 74 yards and three interceptions. Kennedy went 7-of-14 for 77 yards

STONY BROOK	7	0	7	13	- 27
MONMOUTH	0	0	0	0	- 0

SBU - Anderson 68 pass from Moriarty (Forman kick), 13:46 - 1st
SBU - Blocker 33 pass from Moriarty (Forman kick), 10:45 - 3rd
SBU - Forman 38 field goal, 14:17 - 4th
SBU - Forman 26 field goal, 8:26 - 4th
SBU - Anderson 13 pass from Moriarty (Forman kick), 3:40 - 4th

	SBU	MU
First Downs	16	11
Rushes - Yards	41-130	27-85
Passing Yards	262	211
Passes (C-A-I)	24-17-0	30-15-5
Total Offense	324	248
Fumbles-Lost	2-1	3-2
Penalties-Yards	8-80	10-93
Time of Possession	35:08	22:59

RUSHING: SBU - Graham 16-36, Brumfield 6-26, Edgehill 3-2, Team 1-(-1), Moriarty 15-(-1); MU - Lutz 7-45, Migliore 7-13, Smith 4-7, Kennedy 3-(-10), Boland 6-(-18).

PASSING: SBU - Moriarty 23-17-0 262 3 TD, Dudash 0-1-0 0; MU - Boland 7-15-3 74 TD, Kennedy 7-14-2 77, Austin 1-1-0 60.

RECEIVING: SBU - Anderson 7-124 2TD, Blocker 4-83 TD, Graham 3-23, Consentino 1-24, Cox 1-8, Brumfield 1-0. MU - Hiltwine 4-95, Austin 2-27, Smith 2-16, Worfolk 2-16, San Miguel 1-14, Sharpley 11-3.

October 2, 2004

Mazzella Field
New Rochelle, N.Y.

Monmouth University pounced early with 21 points in the first quarter and coasted late for a 40-14 victory over Iona College at Mazzella Field.

The Hawks got on the scoreboard right away in the first quarter as sophomore Matt Hill returned an interception from the 15-yard line for score on the first play of the game, just 16 seconds in.

Monmouth scored its second touchdown of the quarter as Brian Boland connected with Michael McClelland for a 15-yard TD pass at the 4:09 mark.

McClelland scored again less than two minutes later as he recovered a blocked punt in the end zone.

Monmouth added to its scoring total and took a 23-0, lead on a safety. Biehl was stripped by Erik Yngstrom in his own end zone and the ball went out of the back of the end zone at the 13:33 mark. Monmouth scored again on the next drive as backup Brendan Kennedy connected on a 25-yard touchdown pass to Miles Austin at 10:42. Biehl got the Gaels on the scoreboard for the first time at the 6:46 mark as he connected with Dennis Calacione on a 19-yard touchdown strike. McClelland tallied his third touchdown of the game, catching a 26-yard pass from Kennedy as the Hawks took a commanding 37-7 lead into the break.

The lone score in the third quarter came as Monmouth tacked on three more points early in frame as senior Steve Andriola drilled a 24-yard field goal at the 9:20 mark. In the fourth, Garcia intercepted a pass in the final two minutes to set up a touchdown drive for the Gaels. Iona scored at the 1:31 mark as Biehl found his Dan Campbell for a 30-yard score.

Austin led Monmouth's offense as he hauled in five passes for 146 yards and one TD. McClelland scored three TD on the day, including two catches for 40 yards. Boland completed 8-of-20 passes for 169 yards, one TD and one interception. Kennedy was 10-of-15 for 128 yards, two TDs and one interception. Joe Migliore led the Hawks one the ground as he logged 47 yards on 12 carries.

Matt Hill paced the Hawks defense with seven tackles and two interceptions, including one for a TD. Yngstrom had two quarterback sacks on the day. David Jiles had six tackles and four pass breakups.

MONMOUTH	21	16	3	0	- 40
IONA	0	7	0	7	- 14

MU - Hill 15 interception return (Andriola kick), 14:44 - 1st
MU - McClelland 15 pass from Boland (Andriola kick), 4:09 - 1st
MU - McClelland 4 blocked punt return, 2:16 - 1st
MU - Team safety, 13:38 - 2nd
MU - Austin 25 pass from Kennedy (Andriola kick), 10:42 - 2nd
ION - Calacione 19 pass from Biehl (Ghio kick), 6:46 - 2nd
MU - McClelland 25 pass from Kennedy (Andriola kick), 1:11 - 2nd
MU - Andriola 24 field goal, 9:20 - 3rd
ION - Campbell 30 pass from Biehl, 1:31 - 4th

	MU	ION
First Downs	21	15
Rushes - Yards	41-128	30-111
Passing Yards	297	193
Passes (C-A-I)	18-35-2	15-28-4
Total Offense	360	259
Fumbles-Lost	0-0	0-0
Penalties-Yards	6-70	4-21
Time of Possession	29:36	30:24

RUSHING: MU - Migliore 12-57, Smith 8-18, Williamson 2-9, Austin 1-5, Dennis 1-4, Carter 1-3, Lutz 3-3, James, 4-2, Boland 5-(-10), Kennedy 3-(-17). ION - Arcara 19-86, Bielski 2-20, Modica 3-(-2), Biehl 6-(-38)

PASSING: MU - Boland 8-20-1 169 TD, Kennedy 10-15-1 128 2TD; ION - Boland 15-28-4 193 2TD.

RECEIVING: MU - Austin 5-146 TD, San Miguel 4-57, McClelland 2-40 2TD, Migliore 2-13, Sharpley 1-12, Lutz 1-12, Hiltwine 1-8, Williamson 1-5, Smith 1-4. ION - Calacione 7-117 TD, Campbell 2-44 TD, Miller 2-31, Arcara 2-(-9), Martini 1-8, Modica 1-1.

October 9, 2004

Wagner College Stadium
Staten Island, N.Y.

Monmouth rode its ground attack and defense to a 14-7 win over Wagner College in Staten Island. For the first time on the season, the Hawks rushed for more yards than they passed as the Blue and White rolled up 242 yards on 47 carries. Monmouth's ground assault was spearheaded by senior Joe Migliore who rushed for 129 yards and one touchdown on 29 attempts. It marked the first time on the season that an MU player rushed for 100 yards in a game.

Monmouth's defense contributed greatly to the win as it held Wagner to just 15 rushing yards. The Seahawks' Warren Barnett, who entered the game averaging 99.0 rushing yards per game, amassed just 33 yards on six carries. In total, Wagner managed just 198 yards of total offense.

After a scoreless first quarter, MU broke the scoring seal with a five-play, 67-yard scoring drive, culminating in a 12-yard TD run by Migliore with 11:15 remaining in the half. The Hawks made the lead 8-0 as they ran the swinging gate play on the PAT attempt. Monmouth ran a diagonal snap to Dan Blazosky who plowed towards the end zone. He was stripped of the ball, but Mike Castellano recovered the fumble in the end zone for the two points.

Wagner looked to strike back on its next drive. A personal foul by Monmouth on the two-point conversion forced a kickoff from the 20-yard line. Mark Jepson returned the kickoff to the Seahawks' 30-yard line.

Wagner went up top on the next play as John Sciarra hit Chris Turner for a 44-yard pass to the Monmouth 26-yard line. The Seahawks ran two short pass plays to force a 3rd-and-10 play in which Castellano sacked Sciarra for a 3-yard loss. Rather than attempt a 46-yard field goal, the Seahawks elected to punt from the Hawks' 29-yard line. The punt went 14 yards, setting up Monmouth's scoring drive. MU's offense appeared to be headed for a three-and-out after traveling just seven yards on three plays, but the gambling Hawks' ran a fake punt from its own 22-yard line and Bobby Smith rumbled 36 yards. The Hawks moved the ball 16 more yards on four plays before backup quarterback Brendan Kennedy scampered 26 yards down the middle of the field for the touchdown. A bad snap on the extra-point attempt made the score 14-0 with 4:24 remaining in the first half.

With just over five minutes left in the game, MU was headed to its first shutout of the season, and its second straight shutout vs. Wagner, who the Hawks blanked 24-0 in 2003. All those plans were dashed as Sean Dennis had a punt blocked by Charles Bryant and Wagner took over possession at the Monmouth 17-yard line with 5:10 remaining in the game. After an incomplete pass on the first play of the drive, Sciarra hit Joe Kinard for an 8-yard pass to the 9-yard line and on the next play connected

MONMOUTH	0	14	0	0	- 14
WAGNER	0	0	0	7	- 7

MU - Migliore 12 run (Andriola kick), 11:15 - 2nd
MU - Kennedy 26 run (Andriola kick), 4:24 - 2nd
WC - Turner 9 pass from Sciarra (Czech kick), 4:16 - 4th

	MU	WC
First Downs	15	11
Rushes - Yards	47-253	18-54
Passing Yards	104	183
Passes (C-A-I)	9-16-0	17-32-1
Total Offense	346	198
Fumbles-Lost	0-0	2-1
Penalties-Yards	7-63	8-61
Time of Possession	35:55	24:05

RUSHING: MU - Migliore 29-132 TD, Smith 7-61, Kennedy 5-50 TD, Carter 2-5, Boland 4-(-3); WC - Barnett 6-33, Clancy 3-9, Sciarra 9-(-27).

PASSING: MU - Boland 7-11-0 94, Kennedy 2-4-0 10, Martin 0-1-0 0; WC - Sciarra 17-32-1 183 TD.

RECEIVING: MU - Smith 3-14, Hiltwine 3-14, McClelland 1-45, Austin 1-26, Carter 1-5; WC - Turner 4-68 TD, Grover 4-48, Malik 3-34, Kinard 3-28, Smith 2-2, Barnett 1-3.

Monmouth Hawks 25 Albany Great Danes 24

October 16, 2004

University Field
Albany, N.Y.

Steve Andriola booted a 23-yard field goal as time expired, as Monmouth rallied for a 25-24 over Albany. Monmouth trailed 24-22 midway through the fourth quarter, but put together a 15-play, 86-yard march, setting up the winning kick. Brian Boland completed five straight passes to the Albany 14. The drive was aided by a third-down defensive holding penalty. Boland was 5-of-5 for 49 yards in the air and ran twice for 15 yards on the drive.

Albany took a 21-10 lead with 6:15 left in the third quarter, when quarterback Nicholas Bazan finished off an 11-play drive with a 5-yard option run around left end. Bazan ran 26 times for 91 yards, and completed 10 of 15 passes for 99 more.

The Hawks came back with the help of a 57-yard kickoff return by David Jiles to the Albany 29. Boland, who connected on 8 of 12 passes for 83 yards, hooked up with Miles Austin for a 17-yard touchdown completion three plays later. The two-point pass was intercepted, and Monmouth still trailed, 21-16.

Monmouth forced a turnover on the next series, when defensive tackle Brian Sweeney picked off Bazan's attempted screen pass in the middle of the field at the Great Danes' 17-yard line. Five plays later, running back Joe Migliore scored over right tackle from one yard out to give MU a 22-21 lead.

Bazan appeared to put his team back in front on his team's next possession, when he raced 30 yards to the end zone. But a downfield holding call wiped out the touchdown, and the Great Danes were forced to punt. However, cornerback Ryan Chrobak intercepted a pass from reserve quarterback Brendan Kennedy near midfield. The turnover set up a nine-play sequence, resulting in Chris Lynch's 33-yard field goal and an Albany 24-22 lead with 7:45 remaining.

Albany jumped out to a 14-0 advantage in the first quarter. Dustin Wilson, who rushed for 149 yards on 15 carries, scored on a 45-yard scamper, before fullback Dan Biegel reached the end zone on a one-yard run. The Hawks got back into the contest behind Austin's 4-yard touchdown catch in the second quarter, and Andriola's 46-yard field in the third period.

MONMOUTH	0	7	15	3	- 25
ALBANY	14	0	7	3	- 24
UA - Wilson 45 run (Lynch kick), 11:13 - 1st					
UA - Beigal 1 run (Lynch kick), 7:16 - 1st					
MU - Austin 4 pass from Kennedy (Andriola kick), 8:18 - 2nd					
MU - Andriola 46 field goal, 11:32 - 3rd					
UA - Bazan 5 run (Lynch kick), 6:15 - 3rd					
MU - Austin 17 pass from Boland (Boland pass int.), 4:41 - 3rd					
MU - Migliore 1 run (Boland pass failed), 2:05 - 3rd					
UA - Lynch 33 field goal, 7:45 - 4th					
MU - Andriola 23 field goal, 0:00 - 4th					
	MU	UA			
First Downs	15	20			
Rushes - Yards	36-134	58-301			
Passing Yards	136	99			
Passes (C-A-I)	13-20-2	10-16-1			
Total Offense	267	363			
Fumbles-Lost	1-1	2-0			
Penalties-Yards	4-34	8-65			
Time of Possession	26:41	28:02			
RUSHING: MU - Carter 8-41, Migliore 11-37 TD, Smith 8-30, Boland 5-22, Kennedy 1-3, Luta 1-1; UA - Wilson 15-149, Bazan 26-91, Fantell 8-19, Beigal 6-13, Delgado 1(-3), Vidal 2(-5).					
PASSING: MU - Boland 8-12-0 83 TD, Kennedy 5-8-2 53 TD; UA - Bazan 10-15-1 99, Delgado 0-1-0 0.					
RECEIVING: MU - McClellan 3-38, Austin 3-24 2TD, Carter 2-17, Smith 2-16, San Miguel 1-24, Hiltwine 1-12, Sharpley 1-5; UA - Tolan 3-36, Wilson 2-20, DeAraujo 2-18, Williams 1-14, Davey 1-8, Fantell 1-3.					

Georgetown Hoyas 10 Monmouth Hawks 27

October 23, 2004

Kessler Field
West Long Branch, N.J.

Joe Migliore rushed for 97 yards on 24 carries and two touchdowns to lead Monmouth to its fourth straight victory, 27-10, over non-conference foe Georgetown University at Kessler Field. The win improved Monmouth to 7-1.

Georgetown stayed within 10-7 at halftime, but after the break the Hawks broke the game open.

After the Monmouth defense forced the Hoyas into a three-and-out on their initial drive of the second half, the Hawks' engineered a nine-play, 74-yard drive to go ahead 17-7. Monmouth nearly had their drive stopped, but on a fourth-and-10 play, Hawks' punter Sean Dennis couldn't get a punt off, but eluded three defenders and took off up the left sideline for a 28-yard gain to the Georgetown 32-yard line. Three plays later, Hawks' sophomore quarterback Brian Boland escaped a collapsing pocket and rolled left, finding a wide-open Billy Worfolk for a 40-yard scoring strike with 8:57 left in the third period.

The teams exchanged fruitless drives, and Dennis booted a 43-yard punt that bounced out of bounds at the Hoyas' 8-yard line. Two plays later, Monmouth linebacker Josh Costantino burst through the middle and hit Georgetown running back Emir Davis, jarring the ball loose. Hawks' defensive lineman Jesse Orbach recovered at the 5-yard-line, setting up a Migliore rushing touchdown on the next play and Steve Andriola added his third conversion kick for a 24-7 MU lead with 4:27 remaining in the third play.

On the Hoyas' nest drive, quarterback Drew Crawford hit Dominique Saunders on a post pattern for a 41-yard gain to the MU 26-yard line. However, Georgetown was undone by a holding call and a dropped third-down pass and had to settle for a Michael Gillman 41-yard field goal at 2:46 in the third quarter. Andriola would add an 18-yard field goal with 3:52 remaining in the game for the final margin.

Boland finished 13-of-21 for 180 yards and no interceptions. Junior wideout Miles Austin caught five passes for 59 yards. Defensively, Sophomore safety Matt Hill led the Hawks with nine stops. Migliore rushed for 97 yards on 24 carries. He ran for 65 yards in the first half, including a 24-yard touchdown run at 5:55 of the first quarter to give Monmouth a 7-0 lead. Andriola pushed MU's lead to 10-0 at 13:37 of the third, capping an 11-play 47-yard drive.

Davis finished with 69 yards on seven carries for the Hoyas, who totaled 156 yards on the ground. Crawford

GEORGETOWN	0	7	3	0	- 10
MONMOUTH	7	3	14	3	- 27
MU - Migliore 24 run (Andriola kick), 5:55 - 1st					
MU - Andriola 45 field goal, 13:37 - 2nd					
GU - Ihezi 24 run (Gillman kick), 12:03 - 2nd					
MU - Worfolk 40 pass from, Boland (Andriola kick), 8:57 -3rd					
MU - Migliore 5 run (Andriola kick), 4:27 - 3rd					
GU - Gillman 41 field goal, 2:46 -3rd					
MU - Andriola 18 field goal, 3:52 - 4th					
	GU	MU			
First Downs	10	21			
Rushes - Yards	29-170	50-236			
Passing Yards	130	200			
Passes (C-A-I)	13-25-1	16-25-0			
Total Offense	286	382			
Fumbles-Lost	3-1	0-0			
Penalties-Yards	7-67	6-35			
Time of Possession	24:24	35:46			
RUSHING: GU - Davis 7-69, Crawford 9-40, Sarin 10-34, Ihezie 1-24; MU - Migliore 24-97 2TD, Smith 8-32, Dennis 1-28, Kennedy 5-27, Austin 1-21, Carter 2-4, San Miguel 1(-4), Boland 8(-23).					
PASSING: GU - Crawford 13-25-0 130; MU - Boland 13-21-0 180 TD, Kennedy 3-4-0 20.					
RECEIVING: GU - Sarin 4-5, Agnello 3-27, Castergine 3-26, Saunders 1-41, Wooten 1-20, Moss 1-11; MU - Austin 5-59, San Miguel 3-42, Worfolk 2-45 TD, McClellan 2-24, Sosnovik 2-16, Smith 1-8, Hiltwine 1-6.					

CCSU Blue Devils 27 Monmouth Hawks 29

October 30, 2004

Kessler Field
West Long Branch, N.J.

Senior kicker Steve Andriola converted a 29-yard field goal as time expired to give Monmouth a 9-6 victory over Northeast Conference rival Central Connecticut State before a Homecoming crowd of 3,743 at Kessler Field.

The win improved Monmouth to 8-1 overall and 4-1 in the NEC and put the Blue and White in a first-place tie with CCSU who fell to 6-2 overall and 4-1 in league play.

With the game tied at 6-6 in the fourth quarter, Monmouth linebacker Mike Castellano hit Central Connecticut State quarterback Scott Dolch as he threw, resulting in a short fluttering pass that was intercepted by Hawks' linebacker Dan Blazosky at the Blue Devil 46 with 2:54 remaining in the game.

Monmouth quarterback Brian Boland, hit Tim Hiltwine and Miles Austin on back-to-back completions of eight and 10 yards, respectively, to the CCSU 28-yard line. The Hawks used the next five plays to run time off the clock, rushing five times for an additional 16 yards, to set up Andriola with two seconds remaining.

With the field goal, Monmouth became the first team since the NCAA began the I-AA classification in 1978 to win three games on the final play of the game in one season. Andriola became just the second player in the history of the NCAA to kick two game-winning field goals with time expired twice in a single season.

The Blue Devils tied the game earlier in the fourth, when junior kicker Derek Pearson hit a 25-yard field goal at 9:03 of the period, capping a 10-play, 72-yard drive.

Central Connecticut State outgained Monmouth, 351-222, but the Hawks' stingy defense came up with four takeaways to keep the Blue Devils out of the end zone.

Monmouth defensive back Rob Lomoriello intercepted two passes, including one in the back corner of the end zone to snuff out a Central Connecticut with 3:59 left in the third quarter and MU up 6-3.

Late in the second quarter Castellano set up MU's second score, forcing a fumble and recovering a fumble at the Central Connecticut State 21-yard line with 34 seconds left in the first half. Three plays later, Andriola added his second field goal of the day, from 33 yards, to give the Hawks' a 6-3 halftime lead.

In the first quarter, the teams traded field goals, with Monmouth getting a 43-yard boot by Andriola and the Blue Devils answering with a 32-yard strike by Pearson.

For Monmouth, senior running back Joe Migliore rushed for 52 yards on 17 carries while fellow senior Bobby Smith ran 12 times for 41 yards. On the defensive end, Lomoriello and Castellano recorded 11 and 10 tackles, respectively to lead the charge.

MONMOUTH	3	0	0	3	- 6
CENTRAL CONNECTICUT STATE	3	3	0	3	- 9
MU - Andriola 43 field goal, 11:31 - 1st					
CCSU - Pearson 32 field goal, 2:46 - 1st					
MU - Andriola 33 field goal, 0:00 - 2nd					
CCSU - Pearson 25 field goal, 9:03 - 4th					
MU - Andriola 29 field goal, 0:00 - 4th					
	CCSU	MU			
First Downs	17	10			
Rushes - Yards	38-206	39-140			
Passing Yards	171	114			
Passes (C-A-I)	17-32-3	8-27-0			
Total Offense	351	222			
Fumbles-Lost	1-1	0-0			
Penalties-Yards	3-30	2-19			
Time of Possession	32:15	27:45			
RUSHING: CCSU - Harge 26-141, Dolch 10-48, Team 1(-2), Smith 1(-7); MU - Migliore 17-53, Smith 12-41, Austin 1-21, Carter 2-6, Kennedy 2(-5), Boland 5(-7).					
PASSING: CCSU - Dolch 17-32-3 171; MU - Boland 6-22-77, Kennedy 2-5-0 37.					
RECEIVING: CCSU - Smith 5-90, Bergeski 5-47, Gomes 3-17, Harge 2(-3), Roth 1-13, Cadet 1-6; MU - Sosnovik 2-37, McClelland 2-31, Austin 2-31, Hiltwine 1-8, San Miguel 1-7.					

Sacred Heart 10 Monmouth Hawks 28

November 6, 2004

Kessler Field
West Long Branch, N.J.

Senior running backs Joe Migliore and Bobby Smith rushed for 74 yards each and combined for three touchdowns to lead Monmouth's balanced attack in a 28-10 defeat of Sacred Heart University.

The Hawks failed to reach the end zone last week in a 9-6 victory over Central Connecticut, but wasted little time doing against the Pioneers.

Monmouth opened the game with an 11-play, 64-yard drive, punctuated when Migliore bulldozed into the end zone from the 1-yard line at 9:46 of the first quarter. Senior kicker Steve Andriola added the first of his four conversion kicks to give the Hawks the 7-0 advantage.

Sacred Heart's ensuing drive would stall at the Monmouth 35-yard line when quarterback Dan Ammel threw an incomplete pass on 4th-and-6.

The Blue and White promptly went into its bag of tricks, as junior wideout Miles Austin hit senior receiver Billy Worfolk on a 32-yard option pass down the right sideline to the Pioneer 33. Four plays later, Smith, who rushed 18 times during the game, capped the 65-yard drive, with a 5-yard touchdown scamper at 4:38 of the first, giving Monmouth a 14-0 edge.

Sacred Heart struck back, however, when junior running back Ed Pricolo broke the next play from scrimmage 65-yards down the left side for a Pioneer touchdown.

Sacred Heart would threaten Monmouth's lead in the second period, driving to the MU 10-yard line. The Hawks' defense held firm on three first-and-goal plays, and the Pioneers had to settle for a 19-yard field goal by sophomore kicker Lars Anderson with 6:36 left in the first half.

Pricolo came into the game averaging 156 yards per game and had rushed for at least 100 yards in eight straight contests, but Monmouth held him to 91 on 12 carries.

The Hawks' defense clamped down in the second half, holding the Pioneers scoreless, and MU's offense produced a 1-yard TD run by Migliore and a 22-yard scoring sprint by sophomore quarterback Brian Boland in the third quarter. Boland also finished 13-for-21 for 172 yards, and one interception through the air. Meanwhile, Smith also caught four passes for 64 yards and became the eighth Hawk to eclipse 1,000 rushing yards in his career. He began the day with 995. Nick Castellano and Jay Ricciardi each booked a game-high 11 tackles on the afternoon. Ricciardi added three tackles for loss of yardage. Rob

SACRED HEART	7	3	0	0	10
MONMOUTH	14	0	14	0	28

MU - Migliore 1 run (Andriola kick), 9:46 - 1st
MU - Smith 5 run (Andriola kick), 4:38 - 1st
SH - Pricolo 65 run (Anderson kick), 4:11 - 1st
SH - Anderson 19 field goal, 6:36 - 2nd
MU - Migliore 1 run (Andriola kick), 4:15 - 3rd
MU - Boland 22 run (Andriola kick), 1:00 - 3rd

	SH	MU
First Downs	15	23
Rushes - Yards	27-159	49-207
Passing Yards	180	204
Passes (C-A-I)	28-13-1	23-14-1
Total Offense	321	388
Fumbles-Lost	1-1	0-0
Penalties-Yards	8-67	11-83
Time of Possession	23:40	36:20

RUSHING: SH - Pricolo 12-91 TD, Payne 12-56, Team 1-(-1), Ammel 2-(-5); MU - Migliore 19-74 2TD, Smith 18-74 TD, Boland 7-31 TD, Carter 1-6, Schneider 1-4, Lutz 1-4, Kennedy 2-(-9).

PASSING: SH - Ammel 13-28-1 180; MU - Boland 13-21-1 172, Austin 1-1-0 32, Kennedy 0-1-0 0.

RECEIVING: SH - Wright 3-55, Henley 3-52, Peshler 2-32, Butterworth 2-32, Shalvoy 1-4; MU - Smith 4-64, Austin 3-35, Worfolk 2-61, McClelland 1-14, Sharpley 1-11, San Miguel 1-9, Suozzo 1-8, Migliore 1-2.

St. Francis (Pa.) 39 Monmouth Hawks 49

November 13, 2004

Kessler Field
West Long Branch, N.J.

Monmouth needed its third-highest scoring output ever to keep Saint Francis University at bay. The Hawks won a 49-39 decision to claim its fourth Northeast Conference title.

The Hawks used 107 second-half rushing yards by Joe Migliore to take control of the contest. On the opening drive of the second half, Migliore rushed six times for 45 yards, including a 6-yard TD run to give MU a 42-31 lead.

Brian Boland fumbled at the Monmouth 1-yard line and Jason Dean recovered in the end zone to trim the lead to 42-39. The score carried over into the fourth quarter.

The Hawks put the game out of reach midway through the final stanza. Monmouth took over possession of the ball at the Saint Francis 34-yard line, and after a short drive Migliore galloped in from three yards out to give Monmouth a 49-39 cushion.

Migliore finished the day with 125 yards and three TDs. Bobby Smith ran for 81 yards and one TD on seven carries. Through the air, Boland completed 12-of-22 passes for 186 yards and two TDs. Austin caught seven passes for 124 yards and two TDs. With his two TD receptions, Austin set the Monmouth career record with 22, surpassing Anthony Galella's 21 scoring catches.

For Saint Francis, Anthony Doria completed 26-of-53 for 340 yards, three TDs and one interception. Luke Palko caught 10 passes for 116 yards, Michael Caputo had nine receptions for 137 yards and three TDs and Maurice Sales hauled in four passes for 99 yards and one touchdown. On the ground, Todd Harris rushed 12 times for 98 yards.

The Hawks fell behind early, 14-0, as Saint Francis got a pair of touchdown passes from Doria in the first eight minutes of the game. On the Red Flash first drive, Doria connected with Caputo for a 23-yard TD pass to cap an 8-play, 76-yard drive. On SFU's second drive, Doria hit Sales on a 45-yard TD pass, to complete a 5-play, 80-yard drive and Saint Francis held a 14-point advantage with 7:27 remaining in the first quarter.

After David Jiles returned a kickoff 37 yards to the Saint Francis' 46-yard line. Boland completed passes of 16 yards to Michael McClelland and 21 yards to Matt Sosnovik to set up a 3-yard touchdown run by Joe Migliore. Monmouth ran the swinging gate play, for the second time in 2004, on the point-after-touchdown attempt and Dan Blazosky ran in for two points, trimming the lead to 14-8 with 5:21 remaining in the first quarter.

Saint Francis inflated the cushion back to nine points as Adam Sciuilli hit a 23-yard field goal and the Red Flash led 17-8 as the first quarter clock expired.

On the first play of the second quarter, Smith broke through the line and found no one in the defensive secondary and rumbled 40 yards for a touchdown, trimming the lead to 17-15.

The Red Flash scored on its fourth straight drive as Palko ran what appeared to be a reverse and found a wide open Caputo who he hit for a 31-yard TD pass. The extra point gave SFU a 24-15 lead with 12:03 left in the first half.

The Hawks' defense finally stifled the Red Flash to force a punt on Saint Francis' fifth drive. Carl Parrish's punt was blocked by McClelland who recovered at the SFU30-yard line. A personal foul by the Red and White put the ball at the Saint Francis 15-yard line and on the first play of the drive Boland hit Austin for a 15-yard TD pass, trimming the Red Flash lead to 24-22 with 4:57 left in the half.

Monmouth took its first lead with 3:55 remaining in the first half. Mike Castellano intercepted a Doria pass and rumbled to the MU 3-yard line and two plays later, Brendan Kennedy scampered into the end zone from four yards out. The Hawks went for the two-point conversion, but Boland's pass was dropped by Austin in the end zone. Ivin Hicks returned the ensuing kickoff 47-yards to the Monmouth 45-yard line. Doria completed 3-or-4 passes for 40 yards, including a 24-yard TD pass to Caputo to give Saint Francis a 31-28 lead with 2:03 left in the first quarter.

The Hawks responded with a 7-play, 61-yard drive. Boland completed 6-of-7 passes, with his only incompleting being a drop by Smith, for 61 yards. The final play was a 13-yard TD pass to Austin to give Monmouth a 35-31 advantage heading into the intermission.



JOE MIGLIORE ran for 125 yards and three touchdowns against Saint Francis in 2004.

ST. FRANCIS (PA.)	17	14	8	0	39
MONMOUTH	8	27	7	7	49

SFU - Caputo 23 pass from Doria (Sciuilli kick), 11:55 - 1st
SFU - Sales 45 pass from Doria (Sciuilli kick), 8:14 - 1st
MU - Migliore 3 run (Blazosky rush), 5:21 - 1st
SFU - Sciuilli 23 field goal, 1:21 - 1st
MU - Smith 40 run (Andriola kick), 14:51 - 2nd
SFU - Caputo 31 pass from Palko (Sciuilli kick), 12:03 - 2nd
MU - Austin 15 pass from Boland (Andriola kick), 4:57 - 2nd
MU - Kennedy 4 run (Boland pass failed), 3:55 - 2nd
SFU - Caputo 24 pass from Doria (Sciuilli kick), 2:03 - 2nd
MU - Austin 13 pass from Boland (Andriola kick), 0:27 - 2nd
MU - Migliore 6 run (Andriola kick), 10:10 - 3rd
SFU - Dean 0 yard fumble recovery (Caputo pass), 6:01 - 3rd
MU - Migliore 3 run (Andriola kick), 5:09 - 4th

	SFU	MU
First Downs	23	24
Rushes - Yards	19-104	46-227
Passing Yards	371	233
Passes (C-A-I)	27-54-1	15-28-0
Total Offense	475	460
Fumbles-Lost	0-0	2-1
Penalties-Yards	8-65	9-63
Time of Possession	31:19	28:41

RUSHING: SF - Harris 12-98, Taylor 3-9, Doria 3-(-1); MU - Migliore 30-125 3TD, Smith 7-81 TD, Austin 1-12, Kennedy 3-9, Boland 4-1.

PASSING: SF - Doria 26-53-1 340 3TD, Palko 1-1-0 31 TD MU - Boland 12-22-0 186 2TD, Kennedy 3-6-1 47.

RECEIVING: SF - Palko 10-116, Caputo 9-137 3TD, Sales 4-99 TD, DeLeo 3-6, Korn 1-9; MU - Austin 7-124 2TD, Migliore 2-41, Sosnovik 2-31, San Miguek 2-7, McClelland 1-16, Smith 1-14.

Lehigh Mountain Hawks 54

Monmouth Hawks 26

September 3, 2005

Goodman Stadium
Bethlehem, Pa.

Monmouth opened up its 2005 campaign on the road against Lehigh and fell to the Mountain Hawks 54-26. The game marked only the second time that the two teams met and the outcome was almost identical as Lehigh defeated Monmouth 56-10 on September 18, 1999.

Junior Brian Boland led the passing attack for Monmouth as he finished the day 28-of-39 with 348 yards, to go along with two touchdowns and an interception. Wide receivers junior Adam San Miguel and senior Miles Austin each broke the 100-yard plateau. San Miguel hauled in 160-yards on 10 receptions and Austin totaled 126 yards on seven catches. Each added a touchdown.

Lehigh struck first in the contest but Monmouth answered back to claim a 14-7 lead at the end of the first quarter. Senior Bobby Smith rushed in from two yards out and San Miguel hauled in a 3-yard touchdown reception from Boland.

The cushion was short-lived as Lehigh tacked on 17- unanswered points until junior Sean Dennis connected on a 37-yard field goal to end the first half of play with the home team in front, 24-17.

Lehigh opened up the second half with another 17- unanswered point performance until Austin hauled in his first receiving touchdown of the season with 15 seconds remaining in the third quarter. Boland connected with

MONMOUTH	14	3	7	2	- 26
LEHIGH	7	17	17	13	- 54
LU - Walker 10 pass from Borda (Musiek kick) 13:22 - 1st					
MU - Smith 2 run (Weingart kick) 8:27 - 1st					
MU - San Miguel 3 pass from Boland (Weingart kick) 2:27 - 1st					
LU - Musiek 26 Field Goal 14:55 - 2nd					
LU - Trovato 11 pass from Borda (Musiek kick) 5:20 - 2nd					
LU - Zebulim 20 pass from Borda (Musiek kick) 3:54 - 2nd					
MU - Dennis 37 Field Goal 0:00 - 2nd					
LU - Musiek 28 Field Goal 12:16 - 3rd					
LU - Walker 19 pass from Borda (Musiek kick) 5:42 - 3rd					
LU - Rath 17 run (Musiek kick) 2:26 - 3rd					
MU - Austin 66 pass from Boland (Weingart kick) 0:15 - 3rd					
LU - Fay 2 pass from Borda (Kick no good) 14:07 - 4th					
LU - Thomas 9 pass from Borda (Musiek kick) 11:20 - 4th					
MU - TEAM Safety 7:12 - 4th					
	MU		LU		
First Downs	20		19		
Rushes - Yards	41-34		20-47		
Passing Yards	377		344		
Passes (C-A-I)	29-42-1		22-32-1		
Total Offense	411		391		
Fumbles-Lost	2-1		0-0		
Penalties-Yards	12-96		7-45		
Time of Possession	38:14		21:46		
RUSHING: MU - Lutz 8-21, Carter 7-16, James 3-15, Brice 6-14, Williamson 3-14, Smith 7-11, Boland 4(-7), Burke 1(-8); LU - Borda 6-21, Rath 6-14 TD, Walker 1-11, Thompson 4-3, Fay 1-2, Threatt 1(-2), TEAM 1(-2).					
PASSING: MU - Boland 28-39-1 348 2TD, Burke 0-2-0, Smith 1-1-0 29; LU - Borda 22-31-1 344 6TD, Threatt 0-1-0.					
RECEIVING: MU - San Miguel 10-160 TD, Austin 7-126 TD, Sharpley 3-24, Smith 2-21, Carter 2-0, McClelland 1-15, Suozzo 1-12, Nalbone 1-11, Jurkowski 1-8, Lutz 1-0; LU - Walker 7-157 2TD, Zebulim 5-79 TD, Thomas 4-68 TD, Porter 1-18, Trovato 1-11 TD, Kovacs 1-5, Rath 1-3, Fay 1-2 TD, Thompson 1-1.					

Monmouth Hawks 65

La Salle Explorers 27

September 10, 2005

McCarthy Stadium
Philadelphia, Pa.

Monmouth senior Miles Austin put on a record-setting performance as the Blue and White posted a 65-27 win over La Salle at McCarthy Stadium.

Austin set a Monmouth single-game record for reception yards as he hauled in six passes for 228 yards, without playing a down in the fourth quarter. It marked the first time in the 13-year history of the Monmouth program that a Hawks' player amassed over 200 receiving yards in a game. He also tied his own school record with three TD receptions on the afternoon, including a 41-yard TD reception on the final play of the first half and scoring strikes of 66 and 24 yards in the third quarter.

In addition to Austin's records, the Hawks set several other marks in the offensive onslaught. The 65 points broke the record of 57 set in a win over Sacred Heart in 1998. The Hawks' 42 points in the first half bested the old record of 37 set in the first half of a win over Iona in 2004. The nine touchdowns was also a single-game record. Junior Brian Boland tied a school mark with five TD passes. Boland ended the game with 273 passing yards, completing 12-of-17 attempts. Sophomore Fred Weingart set a school mark with nine successful PATs.

On the ground, senior Bobby Smith rushed for 71 yards and two TDs on 11 carries. Junior Rob Lutz rushed for 67 yards on nine carries and junior Walter Carter booked 50 rushing yards on nine attempts.

MONMOUTH	14	28	16	7	- 65
LA SALLE	13	0	0	14	- 27
MU - Nalbone 7 pass from Boland (Weingart kick) 11:53 - 1st					
LS - Vacarro 40 pass from Jump (kick no good) 7:18 - 1st					
MU - Jiles 84 kickoff return (Weingart kick) 7:01 - 1st					
LS - Vacarro 70 pass from Jump (Perlozza kick) 1:40 - 1st					
MU - Smith 1 run (Weingart kick) 9:13 - 2nd					
MU - McClelland 12 pass from Boland (Weingart kick) 4:40 - 2nd					
MU - Smith 2 run (Weingart kick) 0:52 - 2nd					
MU - Austin 41 pass from Boland (Weingart kick) 0:00 - 2nd					
MU - Austin 66 pass from Boland (Weingart kick) 8:16 - 3rd					
MU - TEAM Safety 6:36 - 3rd					
MU - Austin 24 pass from Boland (Weingart kick) 2:24 - 3rd					
LS - Sullivan 15 pass from Jump (Perlozza kick) 11:28 - 4th					
MU - James 32 run (Weingart kick) 6:35 - 4th					
LS - Adelman 1 run (Perlozza kick) 1:44 - 4th					
	MU		LS		
First Downs	23		20		
Rushes - Yards	47-282		25-105		
Passing Yards	307		327		
Passes (C-A-I)	17-23-2		21-38-2		
Total Offense	589		432		
Fumbles-Lost	1-1		2-2		
Penalties-Yards	9-101		1-5		
Time of Possession	36:10		23:50		
RUSHING: MU - Smith 11-69 2TD, Lutz 9-67, Carter 9-50, James 2-32 TD, Brice 6-28, Williamson 3-23, Boland 4-9, Burke 3-4; LS - Brumfield 7-56, Adelman 8-29 TD, Sullivan 4-19, Cevis 1-6, Jump 5(-5).					
PASSING: MU - Boland 14-18-2 286 5TD, Burke 5-6-0 21; LS - Jump 21-38-2 327 3TD.					
RECEIVING: MU - Austin 6-228 3TD, San Miguel 3-23, Nalbone 1-7 TD, Sharpley 2-10, Kiley 2-6, McClelland 1-12 TD, Jurkowski 1-7, Codd 1-5, Suozzo 1-3; LS - Zabel 6-97, Sullivan 6-38 TD, Vacarro 6-160 2TD, Kendrick 1-33, Brumfield 1-7, Adelman 1-1, Garzone 1(-9).					

Monmouth Hawks 16

California Vulcans 15

September 17, 2005

Kessler Field
West Long Branch, N.J.

Monmouth posted a 16-15 come-from-behind win over California (Pa.), the 25th-ranked team in NCAA Division II at Kessler Field.

Playing its first game on a newly installed "FieldTurf" artificial playing surface, the Hawks needed a late touchdown from junior Brian Boland to junior Adam San Miguel and a PAT kick by sophomore Fred Weingart to hold off the Vulcans.

The Hawks were trailing 15-9 for the entire second half before the game-winning 2-play, 4-yard drive. Monmouth sophomore Chris Reed jarred the ball loose from Cal's Antoine Bagwell and the Hawks recovered at the Vulcans' 4-yard line. After a rushing play lost two yards, Boland found San Miguel open in the end zone to knot the game at 15-15 and Weingart punched the extra-point through for the go-ahead point.

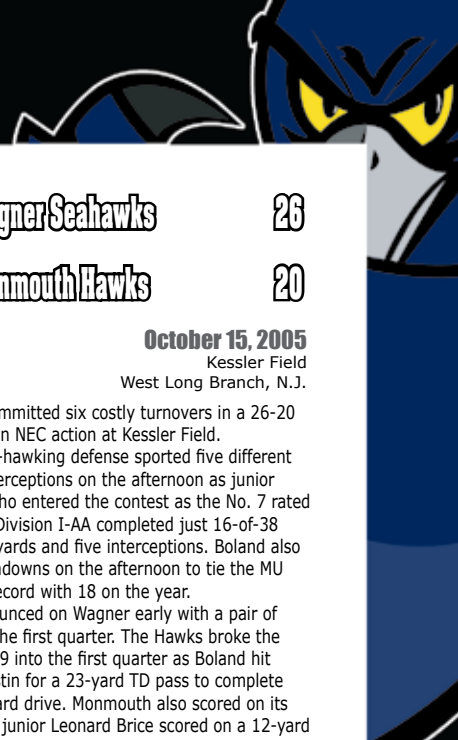
Monmouth got on the scoreboard early in the game as the Vulcans muffed a punt return into the end zone and were tackled by junior Mike Castellano for a safety to give the Blue and White a 2-0 lead with 9:44 remaining in the first-half. With the safety, Monmouth became the first Division I-AA team to log a 2-pointer in three consecutive games. The Hawks took the free kick and marched 78 yards on 13 plays to take a 9-0 lead with 3:04 left in the opening stanza. The scoring drive was capped off by a 10-yard pass from Boland to senior Bobby Smith.

The Vulcans responded quickly as on the first play of their next possession, Bagwell diced through the Hawks' defense for an 87-yard TD run, to close the gap at 9-7 with 2:43 showing on the first quarter clock.

California took the lead early in the second quarter as Bagwell started the drive with rushes of 14 and 12 yards and Joe Ruggiero completed 4-of-4 attempts for 53 yards to complete the drive. The final play had Ruggiero hitting Mark Garner for an 8-yard TD pass. Ruggiero and Garner connected again on the 2-point conversion for a 15-9 lead.

CALIFORNIA (PA.)	7	8	0	0	- 15
MONMOUTH	9	0	0	7	- 16
MU - TEAM Safety 9:44 - 1st					
MU - Smith 10 pass from Boland (Weingart kick) 3:04 - 1st					
CAL - Bagwell 87 run (Pizzuto kick) 2:43 - 1st					
CAL - Garner 8 pass from Ruggiero (Garner pass) 10:37 - 2nd					
MU - San Miguel 6 pass from Boland (Weingart kick) 7:51 - 4th					
	CAL		MU		
First Downs	12		15		
Rushes - Yards	21-169		36-71		
Passing Yards	180		259		
Passes (C-A-I)	18-29-0		23-41-1		
Total Offense	349		330		
Fumbles-Lost	2-1		0-0		
Penalties-Yards	9-75		13-127		
Time of Possession	19:13		40:47		
RUSHING: CAL - Bagwell 16-170 TD, Lombardy 2-3, Howard 1-0, Ruggiero 2(-4); MU - Smith 7-37, Boland 6-21, Carter 8-13, Austin 1-10, San Miguel 2-5, Brice 7-3, Lutz 3-1, TEAM 1(-1), Dennis 1(-18).					
PASSING: CAL - Ruggiero 18-29-0 180 TD; MU - Boland 23-40-1 259 2TD, Austin 0-1-0.					
RECEIVING: CAL - Garner 5-30 TD, Bagwell 3-25, Huddleston 2-30, Forse 2-30, Hoskin 2-17, Jackson 1-36, Baker 1-11, Palshaw 1-2, Burns 1(-1); MU - Austin 8-140, San Miguel 8-49 TD, Sharpley 2-30, Smith 2-18 TD, Kennedy 1-9, McClelland 1-9, Nalbone 1-4.					

2005 GAME RECAPS



Monmouth Hawks 36
Stony Brook Seawolves 7

October 1, 2005
Kenneth P. LaValle Stadium
Stony Brook, N.Y.

The record-setting seasons continued for senior Miles Austin and junior Brian Boland as the duo led Monmouth to a 36-7 win over Stony Brook in the two teams' NEC opener in Stony Brook.

Monmouth jumped out to an early 7-0 lead on its first possession of the game, 4:26 into the contest, as junior Leonard Brice dashed in from six yards out and sophomore Fred Weingart converted on the extra point.

After forcing a Stony Brook punt, the Hawks doubled their lead as junior Walter Carter scored on a 2-yard run and Weingart added an extra point with 5:06 left in the opening act.

Monmouth extended its lead early in the second quarter when Boland connected with Austin for a 15-yard TD pass. Weingart's PAT was good and the Blue and White led 21-0 at the break.

The Seawolves' lone score came on a 59-yard pass from Josh Dudash to Josh Anderson. Matt Weeks' extra point made it 21-7 at the 9:08 mark in the third quarter.

The Hawks added two more touchdowns as Boland hooked up with senior Brendan Kennedy on a 21-yard score and Austin blocked a punt and returned it for a TD to put the game out of reach.

Boland went 28-of-40 for 296 yards with two touchdowns and three interceptions. Boland tied a school record with his 28 completions in the game. He also became the first Monmouth quarterback to log 1,000 passing yards in the first four games of the season as his tally on the year ballooned to 1,189. Austin caught eight passes for 107 yards and totaled a pair of touchdowns. The senior also rushed five times for 45 yards. Austin ran his school-record string of consecutive 100-yard receiving games to five. It also ran his school record career total of 100-yard receiving games to 11.

MONMOUTH	14	7	8	7	36
STONY BROOK	0	0	7	0	7

MU - Brice 6 run (Weingart kick) 10:34 - 1st
MU - Carter 2 run (Weingart kick) 5:06 - 1st
MU - Austin 15 pass from Boland (Weingart kick) 12:05 - 2nd
SB - Anderson 59 pass from Dudash (Weeks kick) 9:08 - 3rd
MU - Kennedy 21 pass from Boland (Sharpley rush) 4:09 - 3rd
MU - Austin 18 blocked punt (Weingart kick) 13:10 - 4th

	MU	SB
First Downs	29	15
Rushes - Yards	46-273	23-49
Passing Yards	296	200
Passes (C-A-I)	28-41-3	17-42-1
Total Offense	569	249
Fumbles-Lost	1-0	1-0
Penalties-Yards	12-111	4-30
Time of Possession	38:03	21:57

RUSHING: MU - Brice 12-64 TD, Lutz 8-62, Austin 5-45, Carter 8-34 TD, Smith 4-34, Williamson 3-19, James 3-8, Boland 2-5, Henry 1-2; SB - Williams 7-48, Haffiz 6-20, Sturkowski 2-8, Dudash 8-(-27).

PASSING: MU - Boland 28-41-3 296 2TD; SB - Dudash 17-42-1 200 TD.

RECEIVING: MU - Austin 8-107 TD, Smith 4-62, Nalbhone 4-29, McClelland 3-38, San Miguel 3-13, Kennedy 2-28 TD, Carter 2-11, Sharpley 1-6, Jurkowski 1-2; SB - Anderson 7-99 TD, Cosentino 3-29, Davis 2-9, Williams 2-7, Suggs 1-34, Halonski 1-18, Alleyne 1-4.

Monmouth Hawks 45
Sacred Heart/Pioneers 14

October 8, 2005
Campus Field
Fairfield, Conn.

Junior Brian Boland threw for 288 yards and five touchdowns, four of them to senior Miles Austin to lead Monmouth to a 45-14 win over Sacred Heart.

Austin broke his own school records with 235 receiving yards and four TD receptions in the game.

After SHU opened the game with a touchdown, Monmouth ran off 45 straight points, starting with a Boland-to-Miles 20-yard TD strike with 6:29 left in the first quarter.

The Pioneers failed to move the ball on their next possession and had to punt at midfield. The snap sailed over the head of SHU's punter and Monmouth took over possession at the Pioneers' 19-yard line. Four plays later, Boland connected with Austin for five yards out.

Monmouth made it 21-7 with 8:22 left in the first half when Boland hit Austin for a 59-yard TD pass. Another miscued snap on a SHU punt, with 1:31 remaining in the second quarter, resulted in a snap through the end zone for a Monmouth safety, putting the Hawks up 23-7. A 38-yard field goal by sophomore Fred Weingart gave Monmouth a 26-7 lead at the intermission.

Sacred Heart received the opening kickoff in the second half, but junior Mike Castellano intercepted a pass on the first play from scrimmage, giving the Hawks the ball at the SHU 46-yard line. Two plays later, Boland and Austin completed their fourth TD hookup, this one for 38 yards to give Monmouth a 33-7 advantage.

The third bad snap on a punt for the Pioneers resulted in another Monmouth safety, tying an NCAA I-AA record for safeties in a season with five.

MONMOUTH	14	12	16	3	45
SACRED HEART	7	0	0	7	14

SH - Pricolo 77 run (Passalacqua kick) 9:11 - 1st
MU - Austin 20 pass from Boland (Weingart kick) 6:29 - 1st
MU - Austin 5 pass from Boland (Weingart kick) 2:37 - 1st
MU - Austin 59 pass from Boland (Weingart kick) 8:22 - 2nd
MU - TEAM Safety 1:31 - 2nd
MU - Weingart 38 field goal 0:29 - 2nd
MU - Austin 38 pass from Boland (Weingart kick) 13:59 - 3rd
MU - TEAM Safety 10:22 - 3rd
MU - Carter 8 pass from Boland (Weingart kick) 5:59 - 3rd
MU - Weingart 36 field goal 5:37 - 4th
SH - Jones 60 run (Passalacqua kick) 4:05 - 4th

	MU	SH
First Downs	21	8
Rushes - Yards	38-165	36-69
Passing Yards	325	54
Passes (C-A-I)	20-34-1	9-18-1
Total Offense	490	123
Fumbles-Lost	1-0	3-2
Penalties-Yards	6-35	4-37
Time of Possession	32:51	27:09

RUSHING: MU - Brice 1-47, Lutz 13-29, Boland 3-21, Williamson 3-19, Smith 6-17, Carter 4-12, Henry 2-9, Burke 1-8, James 1-5, Austin 2-3, San Miguel 2-(-5); SH - Pricolo 18-113 TD, Jones 8-84 TD, Arciaga 7-(-23), TEAM 3-(-105).

PASSING: MU - Boland 17-30-1 288 STD, Burke 3-4-0 37; SH - Arciaga 9-18-1 54.

RECEIVING: MU - Austin 10-235 4TD, McClelland 3-36, Sharpley 2-28, Carter 1-8 TD, Nalbhone 1-7, Kennedy 1-7, Suozzo 1-7, Lutz 1-(-3); SH - Franklin 2-17, Jones 2-11, Pricolo 2-(-4), Butterworth 1-16, Bundy 1-9, Jarry 1-5.

Wagner Seahawks 26
Monmouth Hawks 20

October 15, 2005
Kessler Field
West Long Branch, N.J.

Monmouth committed six costly turnovers in a 26-20 loss to Wagner in NEC action at Kessler Field.

Wagner's ball-hawking defense sported five different players with interceptions on the afternoon as junior Brian Boland, who entered the contest as the No. 7 rated quarterback in Division I-AA completed just 16-of-38 passes for 210 yards and five interceptions. Boland also threw two touchdowns on the afternoon to tie the MU single-season record with 18 on the year.

Monmouth pounced on Wagner early with a pair of touchdowns in the first quarter. The Hawks broke the scoring seal 9:19 into the first quarter as Boland hit senior Miles Austin for a 23-yard TD pass to complete an 8-play, 82-yard drive. Monmouth also scored on its second drive as junior Leonard Brice scored on a 12-yard run to cap a 7-play, 65-yard drive.

Wagner scored its first touchdown as John Sciarra hit Joseph Kinard for a 2-yard TD pass, ending a 12-play, 87-yard drive. The Seahawks' PAT kick was blocked by senior Rob Lomoriello as the lead was trimmed to 14-6 with 12:19 showing on the first-half clock.

The Seahawks clipped the lead to 14-9 with a 26-yard field goal by Piotr Czech with 6:01 left in the half.

On the ensuing drive, the Hawks squandered a scoring opportunity. Boland set an MU record for the longest rush by a quarterback with a 62-yard run to the Wagner 18-yard line. Two plays later, Boland threw the first of five interceptions in the game as Chris Ferrara hauled the ball in at the Wagner 12-yard line. The Seahawks marched 88 yards and scored on a 25-yard pass from Sciarra to Shaun Grover to take a 16-14 lead at the half.

The Seahawks opened the second half scoring as Czech hit a 18-yard field goal and Sciarra hit Mike Malik on a 31-yard TD pass on 4th-and-15 to take a 26-14 lead.

WAGNER	0	16	3	7	26
MONMOUTH	14	0	0	6	20

MU - Austin 23 pass from Boland (Weingart kick) 9:19 - 1st
MU - Brice 12 run (Weingart kick) 5:59 - 1st
WC - Kinard 2 pass from Sciarra (Czech kick) 12:19 - 2nd
WC - Czech 26 field goal 6:01 - 2nd
WC - Grover 25 pass from Sciarra (Czech kick) 1:34 - 2nd
WC - Czech 18 field goal 6:48 - 3rd
WC - Malik 31 pass from Sciarra (Czech kick) 14:53 - 3rd
MU - Austin 36 pass from Boland (Boland rush fail) 6:39 - 4th

	WC	MU
First Downs	21	17
Rushes - Yards	37-87	24-174
Passing Yards	279	210
Passes (C-A-I)	27-46-1	16-38-5
Total Offense	366	384
Fumbles-Lost	0-0	1-1
Penalties-Yards	8-78	6-69
Time of Possession	35:59	24:01

RUSHING: WC - Barnett 15-58, Wilson 11-36, Team 3-(-3), Sciarra 8-(-4); MU - Brice 11-75 TD, Boland 2-57, Carter 5-43, Smith 3-3, Lutz 2-0, Austin 1-(-4).

PASSING: WC - Sciarra 27-46-1 279 3TD; MU - Boland 16-38-5 210 2TD.

RECEIVING: WC - Kinard 8-65 TD, Grover 7-85 TD, Barnett 5-38, Malik 4-62 TD, Wilson 2-19, Turner 1-10; MU - Austin 6-88 2TD, Brice 3-21, San Miguel 2-36, McClelland 2-35, Smith 2-12, Sharpley 1-18.

Monmouth Hawks 14

Robert Morris Colonials 0

October 22, 2005
Kessler Field
West Long Branch, N.J.

Monmouth's defense handed Robert Morris just the third shutout in the history of the Colonials' football program as the Hawks posted a 14-0 win at Kessler Field.

The Hawks held Robert Morris to 222 yards of total offense, including 91 yards in the second half. The Blue Shirts also scored one of the Hawks' two touchdowns as junior T.J. Cerezo picked up a fumble and raced 44 yards for paydirt midway through the second quarter.

After a scoreless first quarter, Monmouth got on the scoreboard five minutes into the second stanza. After senior Jesse Orbach pounced on a fumbled center-quarterback exchange at the Robert Morris 19-yard line, junior Walter Carter rushed for one yard and junior Brian Boland hit junior Shane Sharpley for an 18-yard TD pass with 10:06 showing on the second quarter clock.

On Robert Morris' next drive, the Hawks capitalized on the Colonials' turnover for the Cerezo touchdown to take a 14-0 lead.

Monmouth's defense was led by junior Matt Hill with one forced fumble, one interception and nine tackles. Junior Mike Nunziato had eight tackles.

The Hawks' offense was paced by senior Bobby Smith with 15 rushes for 100 yards. Boland was held under 200 yards passing for the first time on the year as he completed 8-of-21 passes for 99 yards, one touchdown and one interception. Miles Austin left the game with an injury midway through the first quarter and posted just one reception for 12 yards.

Devin Wilson rushed 22 times for 89 yards and caught two passes for 13 yards to lead Robert Morris' offense. Erik Cwalinski started at quarterback for the Colonials and completed 6-of-14 passes for 73 yards. Drew Geyer was 3-of-12 for 14 yards and one interception.

The win was Monmouth's third consecutive victory over Robert Morris, but the Hawks still trail the Colonials 6-5 in the all-time series.

The shutout was Monmouth's 22nd shutout, but the first since a 50-0 blanking of La Salle in 2005.

ROBERT MORRIS	0	0	0	0	0
MONMOUTH	0	14	0	0	14
MU - Sharpley 18 pass from Boland (Weingart kick) 10:06 - 2nd					
MU - Cerezo 44 fumble recovery (Weingart kick) 6:36 - 2nd					
	RM	MU			
First Downs	12	14			
Rushes - Yards	42-135	49-173			
Passing Yards	87	99			
Passes (C-A-I)	9-26-1	8-22-2			
Total Offense	222	272			
Fumbles-Lost	5-4	1-0			
Penalties-Yards	7-41	3-30			
Time of Possession	27:16	32:44			
RUSHING: RM - Wilson 22-89, Magnone 7-34, Cwalinski 11-11, Graham 1-2, Team 1-(-1); MU - Smith 15-100, Lutz 11-34, Carter 8-20, Brice 9-15, Boland 5-6, Team 1-(-2).					
PASSING: RM - Cwalinski 6-14-0 73, Geyer 3-12-1 14; MU - Boland 8-21-1 99 TD, Smith 0-1-1.					
RECEIVING: RM - Massey 2-28, Rickards 2-28, Powers 2-17, Wilson 2-13, Magnone 1-1; MU - Jurkowski 2-32, Sharpley 2-21 TD, San Miguel 2-16, McClelland 1-18, Austin 1-12.					

CCSU Blue Devils 15

Monmouth Hawks 13

October 29, 2005
Arute Field
New Britain, Conn.

Central Connecticut State quarterback Aubrey Norris rushed for a career-high 141 yards and one touchdown and threw for 158 yards as the Blue Devils topped Monmouth 15-13 in New Britain, Conn., to gain sole possession of first place in the NEC standings.

Monmouth took a 7-0 lead on a 16-yard TD run by junior Brian Boland just 1:23 into the first quarter. The play capped a 4-play, 65-yard drive. Sophomore Fred Weingart kicked a 23-yard field goal with 2:09 left in the quarter to inflate the cushion to 10-0.

The Blue Devils got on the board with 1:48 remaining in the first quarter when Norris rushed for a career-long 69-yard TD run, the only play of the drive, to cut the lead to 10-6. The extra-point kick was no good.

Derek Person kicked a 22-yard field goal with 1:04 remaining in the first half and Monmouth limped into the intermission, clinging to a 10-9 lead.

Pearson struck again for the Blue Devils with 10:18 remaining in the third quarter to give the Central Connecticut its first lead of the game. He capped a 15-play, 53-yard drive with a 35-yard field goal to give State the 12-10 advantage.

Monmouth regained the lead with 7:10 remaining in the third quarter on a 32-yard field goal by Weingart.

Pearson kicked his second game-winner of the season from 39 yards out with 7:22 left in the fourth quarter to give the Blue Devils the final 15-13 edge.

Norris was intercepted with under five minutes to play in the game as junior Matt Hill hauled in the pass and returned it inside CCSU territory. With Monmouth driving at the Central 28-yard line with under four minutes remaining in the game, Devon Douglass forced a Monmouth fumble. The Hawks had one last chance to win as they got the game with 2:17 left in the game, but on fourth down from the CCSU 31, Anthony Wilson intercepted a Boland pass to end the Monmouth drive.

MONMOUTH	10	0	3	0	13
CENTRAL CONNECTICUT STATE	6	3	3	3	15
MU - Boland 16 run (Weingart kick) 13:37 - 1st					
MU - Weingart 23 field goal 2:09 - 1st					
CC - Norris 69 run (Roth run failed) 1:48 - 1st					
CC - Pearson 22 field goal 1:04 - 2nd					
CC - Pearson 35 field goal 10:18 - 3rd					
MU - Weingart 32 field goal 7:10 - 3rd					
CC - Pearson 39 field goal 7:22 - 4th					
	MU	CC			
First Downs	23	16			
Rushes - Yards	44-231	39-166			
Passing Yards	173	158			
Passes (C-A-I)	15-32-1	13-27-1			
Total Offense	404	324			
Fumbles-Lost	2-2	0-0			
Penalties-Yards	9-85	10-93			
Time of Possession	30:28	29:32			
RUSHING: MU - Smith 18-133, Lutz 7-57, Brice 7-15, Boland 6-9 TD, San Miguel 2-9, Carter 4-8; CC - Norris 22-141 TD, Sheard 2-12, Morrison 4-11, Freeman 9-3, Team 2-(-1).					
PASSING: MU - Boland 15-32-1 173; CC - Norris 13-26-1 158, Sheard 0-1-0.					
RECEIVING: MU - San Miguel 8-82, Austin 3-68, Sharpley 2-13, Lutz 1-6, Suozzo 1-4; CC - Freeman 4-43, Roth 3-49, Smith 2-20, Kevorkian 2-20, Roberts 1-21, Bergeski 1-5.					

St. Francis (Pa.) 19

Monmouth Hawks 15

November 5, 2005
Pine Bowl
Loretto, Pa.

With four of their top six options at wide receiver, including All-America candidate Miles Austin, not playing due to injuries, Monmouth had to piece together a passing attack and came up short in a 19-15 loss to St. Francis (Pa.) in Loretto.

The Hawks' offense, which entering the contest was held to just three points in the second half of each of its last two games when Austin left both contests with the same ankle injury, managed to score only on its opening drive of the game and its final possession.

The loss snapped Monmouth's 11-game win streak in the all-time series against St. Francis.

The Red Flash drew first blood on its initial drive of the game. St. Francis lulled Monmouth's defense to sleep with runs and short passes, before Anthony Doria connected with Michael Caputo in the end zone for a 24-yard TD pass to wrap up a 10-play, 77-yard drive.

The Hawks used little time in responding. The Blue and White started with good field position as junior Rob Lutz posted a 31-yard kickoff return to the Hawks' 44-yard line. After 11 plays, junior Brian Boland hit junior Walter Carter on an 8-yard screen pass to even the score at 7-7 with 4:01 remaining in the first quarter.

The Red Flash went coast to coast for its next scoring drive. After junior punter Sean Dennis pinned St. Francis at its own 2-yard line, the Red Flash traveled 89 yards on 14 plays to set up a 26-yard field goal by Adam Sciuilli to give the Red Flash a 10-7 lead with 5:10 left in the half. St. Francis inflated the cushion to six points heading into the intermission as Sciuilli hit a 23-yard field goal.

The Red Flash put the game out of reach early in the fourth quarter as Doria connected with Lerner Williams for a 12-yard TD pass to stake SFU to a 19-7 lead.

The Hawks mounted a late attack, driving 94 yards on 14 plays. Boland went 10-of-11 for 72 yards on the drive. Carter capped off the drive with a 17-yard TD run. Carter waltzed in from one yard out on the 2-point conversion to close the gap to 19-15.

MONMOUTH	7	0	0	8	15
ST. FRANCIS (PA.)	7	6	0	6	19
SF - Caputo 24 pass (Sciuilli kick) 9:48 - 1st					
MU - Carter 8 pass from Boland (Weingart kick) 4:01 - 1st					
SF - Sciuilli 26 field goal 5:10 - 2nd					
SF - Sciuilli 23 field goal 0:12 - 2nd					
SF - Williams 12 pass from Doria (Doria pass failed) 10:16 - 4th					
MU - Carter 17 run (Carter rush) 6:49 - 4th					
	MU	SF			
First Downs	16	22			
Rushes - Yards	26-93	33-104			
Passing Yards	198	285			
Passes (C-A-I)	22-34-1	26-35-0			
Total Offense	291	389			
Fumbles-Lost	1-0	1-1			
Penalties-Yards	7-49	5-27			
Time of Possession	26:00	34:00			
RUSHING: MU - Carter 7-41 TD, Brice 7-37, Boland 5-6, Smith 4-5, Lutz 2-4, San Miguel 1-0; SF - Harris 24-101, Doria 8-2, Taylor 1-1.					
PASSING: MU - Boland 22-34-1 198 TD; SF - Doria 26-35-0 285 TD.					
RECEIVING: MU - San Miguel 9-93, Sharpley 5-43, Nalbano 4-40, Carter 3-9 TD, Kiley 1-13; SF - Caputo 8-127 TD, Palko 8-32, Rivera 4-30, Williams 3-77 TD, Harris 3-19.					

2006 GAME RECAPS

Monmouth Hawks 16
Albany Great Danes 13

November 12, 2005
Kessler Field
West Long Branch, N.J.

Monmouth recaptured the magic it experienced throughout the 2004 season as the Blue and White capped off the 2005 campaign with a 26-yard field goal by sophomore Fred Weingart as time expired for a 16-13 win over Albany at Kessler Field.

Monmouth, who in 2004 became the only NCAA team to ever win games on the final play of regulation three times during the same season, appeared to be in dire straits with the score tied 13-13 with less than two minutes remaining and Albany driving into scoring territory. The Great Danes had 2nd-and-8 at the Monmouth 36-yard line with 1:44 showing on the clock, but junior Paul Trass registered a sack of Albany quarterback Brett Hall and a loss of nine yards. On the following 3rd-and-17 play, senior David Jiles intercepted a Hall pass at the MU 25-yard line and returned it 20 yards.

Junior Brian Boland rushed for 24 yards on the next play to put Monmouth in Albany territory at the 31-yard line. Junior Walter Carter rushed the ball four consecutive times for 21 yards to put the ball at the Albany 10-yard line. The Hawks called their last time out with two seconds remaining in the game. With Weingart set up for the game winner, Albany called a timeout to ice the sophomore. He was not distracted as his 26-yard attempt sailed through the uprights as the final gun sounded. The field goal thwarted Albany's attempt to share the NEC title, giving Stony Brook and Central Connecticut State co-ownership of the crown.

Boland completed 17-of-30 passes for 177 yards for one TD. With the effort, Boland broke MU's single-season records for passing yardage and completions. His 188 completions bested the 175 by Dan Sabella in 1995. Boland's 2,334 passing yards surpassed the 2,299 by John DiPasquale in 1998. Boland also inflated his single-season school record for TD passes to 21 and his school

Monmouth Hawks 23
Fordham Rams 9

September 2, 2006
Jack Coffey Stadium ♦ Bronx, N.Y.

A 20 point first quarter propelled the Monmouth University football team to a 23-9 opening day win in the driving rain over Fordham at Coffey Field in the Bronx on Saturday night.

On the first play from scrimmage, Fordham quarterback Derric Daniels dropped back and threw up a pass that hung up in the wind allowing MU's Ayo Falae to knock the ball right into the hands of Hawk safety Matt Hill who returned the interception 38 yards to the Ram 30 yard line. Two plays later QB Brian Boland hit a wide open Adam San Miguel in middle of the field for TD, to put the Hawks up 7-0 just 47 seconds into the game.

After a defensive stop, the Hawk offense chipped their way to a first down at their own 28 before redshirt freshman David Sinisi grabbed a screen pass and caught a couple of good downfield blocks, springing him for a 72 yard touchdown.

The Hawks offensive attack didn't slow down from there. After the MU defense yielded another stop, Boland launched his second touchdown pass to San Miguel, this time a 71 yard bomb and before long, the Hawks were up 20-0 and San Miguel had 114 yards receiving, just nine minutes into the game.

Monmouth's first rushing attempt of the game came with just under four minutes to go in the first quarter. On this drive, the Hawks mixed up the run and the pass, working their way down to the Fordham 31 on a seven-yard Leonard Brice run. With Monmouth facing a third and long, Brice caught a screen pass and plowed up the left sideline, getting tackled at the three yard line for a first and goal. One play later Weingart made it 23-0 with a 23 yard field goal into the wind with 9:15 to play in the first half.

In the second half Fordham got on the board for the first time when James Prydatko blasted up the middle, out-running the entire Monmouth defense for an 89 yard touchdown run for the Ram's first points of the game. With 4:05 to play and the wind at his back, Fordham's Micah Cluckey drilled the three-pointer to make the score 23-9.

Boland finished throwing 13-for-24 with three touchdowns and one interception. The fifth year senior hit six different receivers, including San Miguel who had seven grabs for 115 yards. Sinisi carried the load on the ground for the Hawks, tallying 67 yards on 20 carries, both of which were career highs. Brice finished with 13 carries for 21 yards.

The MU defense was impressive all game long, forcing four turnovers and holding the Rams to 221 total yards, 89 of which came on the Prydatko touchdown run. The unit gave up just 64 yards through the air, with Daniels going 6-for-20 with two interceptions. Castellano led the way with six tackles, while senior David Jiles registered five and a half.

MONMOUTH 20 3 0 0 - 23
FORDHAM 0 0 6 3 - 9

MU - San Miguel 30 yard pass from Boland (Weingart kick) 14:13 -1st
MU - Sinisi 71 yard pass from Boland (Weingart kick failed) 8:27 - 1st
MU - San Miguel 71 yard pass from Boland (Weingart kick) 06:01 - 1st
MU - Weingart 23 yard Field Goal 09:13 - 2nd
FU - Prydatko 89 yard run (2-point attempt failed) 5:07 - 3rd
FU - Cluckey 45 yard Field Goal 4:05 - 4th

	MU	FU
First Downs	13	6
Rushes - Yards	41-63	29-190
Passing Yards	223	64
Passes (C-A-I)	13-24-1	6-20-2
Total Offense	286	254
Fumbles-Lost	2-1	3-2
Penalties-Yards	4-30	5-36
Time of Possession	32:50	25:14

RUSHING: MU - Sinisi 20-67, Brice 13-21, Lutz 1-1, Team 3-(-6);
FU - Prydatko 14-168 TD, Rayborn 1-17, Daniels 8-12, Coven 6-(-7)
PASSING: MU - Boland 13-24-1, 223 3 TD; FU - Daniels 6-20-2, 64.
RECEIVING: MU - San Miguel 7-115 2 TD, Nalbhone 2-15, Sinisi 1-71 TD, Brice 1-11; FU - Coven 4-13, Rayborn 1-34, Melvin 1-17.

Morgan St. Bears 9
Monmouth Hawks 26

September 9, 2006
Kessler Field ♦ West Long Branch, N.J.

A total team effort helped the Monmouth University football tame the Bears of Morgan State en route to a 26-9 win in their 2006 home opener.

The game began with the two teams trading field goals as Monmouth's Fred Weingart opened up the scoring connecting on a 25 yard field goal 10:58 remaining in the opening quarter. With the score tied 3-3 in the second quarter, the Hawks mounted their second nine-play drive, this one good for 58 yards with David Sinisi capping off the drive with a four-yard scamper to give the Blue and White a 10-3 lead with 7:21 left before halftime.

After forcing a Morgan State three-and-out, Monmouth wasted little time in tacking on another score as quarterback Brian Boland faked a screen pass and launched a pass towards the end zone where receiver Michael McClelland was all alone and made the catch to boost the Hawk lead to 16-3 with 4:41 left until intermission. Weingart's extra point attempt was blocked.

The Hawks maintained their 16-3 halftime lead and after forcing Morgan State to go three-and-out again on the second half's opening drive, proceeded to find the end zone again. Boland led a five-play, 58-yard drive which he capped off himself by scoring on a seven-yard quarterback draw to give the Hawks a 23-3 lead with 10:42 remaining in the third quarter.

The final quarter opened with Weingart's second field goal of the game gave the Hawks a 26-3 lead, their biggest of the game, with 14:04 showing in the fourth quarter.

Morgan State's lone touchdown came late in the frame as quarterback Byron Selby took a draw and elusively wove his way through the Hawks defense for a 29-yard touchdown to cut the Hawk's lead to 26-9 with 10:18 remaining in the game.

In the game, Monmouth outgained Morgan State 296-151 in total yards. The offensive balance was solid again as the Blue and White ran for 112 yards and threw for 186 yards in the game. Leading the way for the Hawk offense was Boland, who completed 14-22 passes for 184 yards and a touchdown. Adam San Miguel caught four passes for 35 yards, while Shane Sharpley caught two passes for 59 yards.

The ground game was led by Sinisi's 49 yards on 10 carries, with Leonard Brice contributing 13 carries for 45 yards. In all, eight different Hawks caught passes and six had rushing attempts in the game.

The defense was stout again, holding Morgan State to 78 yards on the ground. The pass defense was stifling as well, limiting Bear quarterbacks to 9-22 passing for 73 yards with an interception and three sacks.

MORGAN STATE 3 0 0 6 - 9
MONMOUTH 3 13 10 3 - 26

MU - Weingart 25 yard field goal 10:58 - 1st
MS - Skeete 27 yard field goal 3:30 - 1st
MU - Sinisi 4 yard run (Weingart kick) 7:21 - 2nd
MU - McClelland 19 pass from Boland (Weingart kick blocked) 4:41 - 2nd
MU - Boland 7 yard run (Weingart kick) 10:42 - 3rd
MU - Weingart 39 yard Field Goal 14:04 - 4th
MS - Selby 29 yard run 10:18 - 4th

	MS	MU
First Downs	10	15
Rushes - Yards	29-78	38-112
Passing Yards	73	187
Passes (C-A-I)	9-22-1	15-23-0
Total Offense	151	299
Fumbles-Lost	1-0	2-0
Penalties-Yards	9-72	5-37
Time of Possession	27:11	32:10

RUSHING: MU - Sinisi- 10-49 TD, Brice 13-45, Kiley- 2-19, Skorupka 4-16; MS - Selby- 10-62 TD, Nelson 8-25, Melton 5-1, James 1-0.
PASSING: MU - Boland 15-22-0 187 TD, Kiley 1-0-0 0;
MS - Selby 7-17-0 64, Melton 2-5-1 9.
RECEIVING: MU - San Miguel 5-38; Sharpley 2-59, Nalbhone 2-28, Sinisi 2-7; MS - McKenzie 2-27, Moore 2-17, Custis 2-6, Wilson 1-9

St. Peter's Peacocks 12

Monmouth Hawks 36

September 16, 2006

Kessler Field ♦ West Long Branch, N.J.

The Monmouth University football team had its hands filled with a very game Saint Peter's Peacocks squad before the Hawks pulled away for a 36-12 victory in their third game of the year.

Both teams traded punts to begin the game before the Peacocks struck first when quarterback Scott Bonnono found a streaking Raheem Onibudo down the left sideline for a 44-yard touchdown strike with 8:45 left in the first quarter.

On the ensuing kickoff senior David Jiles returned the ball 29 yards to the Monmouth 44 yard line. That set up a Brian Boland play-action pass to Adam San Miguel who laid out and made a tremendous diving catch to complete the 40-yard pass play. Boland kept the drive alive with a quarterback sneak on 4th and 1 with 5:45 remaining to set up a first and goal for the Hawks. David Sinisi finished the drive by finding the end zone on the ground from four yards out and Fred Weingart converted the point after touchdown attempt to give the Hawks a 7-6 lead with 5:32 left in the first quarter.

The Hawks forced Saint Peter's three and out on the first possession of the second quarter and San Miguel returned the Peacock punt 22 yards to the Saint Peter's 30 yard line. The Hawks were unable to turn the drive into points however as Weingart missed a 34-yard attempt wide right with 11:24 left before halftime.

After the missed field goal Jacob Thomas converted a 31 yard field goal attempt, giving Saint Peter's their second lead of the game at 9-7 with 8:20 left in the first half.

The Hawks responded by flashing some balance of their own, getting it done through the air and on the ground with San Miguel and Sinisi. Boland finished the drive off by completing a 5-yard fade pass in the right corner of the end zone to Michael McClelland with 1:47 left until halftime. Weingart converted the PAT to put the Hawks up 14-9.

Bonnono found receiver Jaleel Kindell in the middle of the field for 24 yards before place-kicker Jacob Thomas drilled a 38-yard field goal as the first clock expired to cut the Monmouth lead to 14-12 at the half.

The second half began with a bang as Boland found San Miguel for a 65-yard completion with less than two minutes gone by. With that completion, Boland passed Dan Sabella for yet another career record as he set the new mark in career total offense, surpassing the previous mark of 6,147 total yards.

Brice capped off the drive by scampering in untouched from nine yards out for a touchdown run, putting Monmouth up 21-12.

After having two touchdowns called back, the Hawks got back on track as Jiles picked off his second pass of the day, which led to a seven-yard Rob Lutz touchdown run with 1:46 left in the 3rd quarter.

The fourth quarter saw both teams exchange punts before the scoring was completed when Hawk freshman running back Ryan Skorupka scored his first career touchdown from 25 yards out with 3:40 remaining to put Monmouth up by the final score of 36-12.

SAINT PETER'S	6	6	0	0	- 12
MONMOUTH	7	7	15	7	- 36

SPC - Onibudo 43 yard pass from Bonnono (Thomas kick failed) 8:35 - 1st
 MU - Sinisi 4 yard run (Weingart kick) 5:22 - 1st
 SPC - Thomas 31 yard Field Goal 8:21 - 2nd
 MU - McClelland 5 yard pass from Boland (Weingart kick) 1:47 - 2nd
 SPC - Thomas 37 yard Field Goal 0:00 - 2nd
 MU - Brice 9 yard run (Weingart kick) 13:21 - 3rd
 MU - Lutz 7 yard run (Nalbone pass) 1:46 - 3rd
 MU - Skorupka 24 yard run (Weingart kick) 3:40 - 4th

	SPC	MU
First Downs	19	17
Rushes - Yards	22-53	30-154
Passing Yards	273	226
Passes (C-A-I)	31-49-2	31-20-0
Total Offense	326	380
Fumbles-Lost	2-1	1-1
Penalties-Yards	6-59	4-31
Time of Possession	28:31	31:15

RUSHING: MU - Brice 9-61 TD, Lutz 7-39 TD, Sinisi 7-29 TD, Skorupka 2-26 TD; **SPC** - Puluse 10-53, Larmore 4-1, Bonnono 8-(-1)
PASSING: MU - Boland 20-31-0 226, TD; **SPC** - Bonnono 31-49-2 273 TD
RECEIVING: MU - San Miguel 11-168, McClelland 4-26 TD, Kiley 2-16, Sinisi 1-6; **SPC** - Kindell 9-97, Anderson Jr. 6-41, Bond 5-23, Larmore 4-10.

Monmouth Hawks 17

Colgate Raiders 12

September 23, 2006

Andy Kerr Stadium ♦ Hamilton, N.Y.

Monmouth University remained unbeaten on the season with a 17-12 historic win at Colgate Saturday in Hamilton, N.Y.

The Hawks were led by running back David Sinisi who tallied two touchdowns on the day, as the Hawks moved to a perfect 4-0 for just the second time in school history on Saturday. Monmouth held a 14 point lead late in the game but Colgate scored two touchdowns in a span of four minutes to put a scare into the Hawks.

The MU defense held on the Colgate possession when Adam San Miguel muffed the Raider punt but recovered the live ball on the MU nine yard line. Facing a third and eight on their own 11, Brian Boland took a quarterback draw for 27 yards to the Monmouth 38 yard line for a first down. The senior signal caller then hit San Miguel over the middle for MU's second consecutive third-down conversion. The Raider defense held, forcing MU to punt but a poor snap caused senior Sean Dennis to run the ball, picking up a first down on the left side of the field. On a third and eight, Boland hit Sinisi on a screen pass that set up first and goal from the three. Sinisi carried the ball into the endzone to cap the 17 play, 91 yard drive, putting MU up 7-0.

With Colgate driving inside the Monmouth 20, Saraceno's next pass went through the hands of Kenny Parker and was intercepted by David Jiles. After the MU drive stalled, Callahan called a fake punt that found Sinisi scampering for a touchdown but that play was called back due to holding.

The two teams traded possessions in the start of the second stanza, with the Hawks converting a third and long when San Miguel grabbed a pass down to the Colgate 35 yard line. On a third and nine from the 21 Boland hit Chris Kiley in the middle of the field who brought it down to the one. On the next play Sinisi picked up his second score of the game, going over the top to put Monmouth up 14-0 with 1:38 left in the third quarter.

On the ensuing kickoff, Colgate's Morgan took the ball to the 42. Two plays later and the Raiders were looking at a first down on the MU 16 yard line. A Saraceno scamper put Gate with a first and goal at the three, it took Raider fullback Eric Wanger two tries to get into the endzone, putting Colgate back 14-6 with 13:12 to play. On the PAT, Hawk Matt Hill got a hand on the ball, keeping an eight point margin for MU.

On the next MU drive Colgate defensive back Geoff Beane scooped up a fumble and returned it 72 yards for a touchdown. An unsportsmanlike conduct call pushed the two-point conversion back to the 17 yard line, with Chris Reed chasing down Saraceno to preserve the 14-12 lead.

Facing a third down, Sinisi got the necessary yardage for the first, then bounced off tacklers sprinting down to the Colgate 17. After a screen pass for a TD was called back, the Hawks were forced to settle for a 27 yard Fred Weingart field goal, with the score resting at 17-12 with 5:17 left in the game.

With 5:05 on the clock the Raiders started their drive inside their own 20, using two plays to move to the 35, before senior Derek Bischoff picked off his first career ball and returned it to the 20. A few plays later Lutz got the call on fourth down, powering his way to a first down and the win.

The Hawk defense held Scott, a Third Team All-America running back in 2005 to 43 yards on 21 carries.

Jiles finished with a pick and seven tackles including two for a loss.

MONMOUTH	7	0	7	3	- 17
COLGATE	0	0	0	12	- 12

MU - Sinisi 3 yard run (Weingart kick) 3:38 - 1st
 MU - Sinisi 1 yard run (Weingart kick) 1:38 - 3rd
 COL - Wenger 1 yard run (Buck kick blocked) 13:12 - 4th
 COL - Bean 72 yard fumble recovery (Saraceno fake failed) 10:39 - 4th
 MU - Weingart 26 yard field goal 05:17 - 4th

	MU	COL
First Downs	16	17
Rushes - Yards	43-165	32-100
Passing Yards	124	240
Passes (C-A-I)	14-24-0	16-30-2
Total Offense	289	340
Fumbles-Lost	1-1	0-0
Penalties-Yards	6-60	6-61
Time of Possession	31:28	28:32

RUSHING: MU - Brice 14-52, Sinisi 9-43 2 TD, Boland 9-39, Lutz 7-27; **COL:** Scott 21-43, Saraceno 6-39, Parker 1-12, Morgan 1-4.
PASSING: MU - Boland 14-24-0 124; **COL** - Saraceno 16-30-2 240.
RECEIVING: MU - San Miguel 5-49, Lutz 3-12, Kiley 2-32, Sinisi 2-17; **COL** - Morgan 5-84, Burke 3-50, Parker 3-42, Scott 3-36

Stony Brook Seawolves 36

Monmouth Hawks 17

September 30, 2006

Kessler Field ♦ West Long Branch, N.J.

The Monmouth University football team dropped their Northeast Conference opener as they fell to Stony Brook 36-17 on September 30, 2006 at Kessler Field. In the game Monmouth quarterback Brian Boland set the mark for passing yards in a career, surpassing Dan Sabella's (1994-1997) previous record of 6,229.

Seawolves' quarterback Josh Dudash connected on a 26-yard touchdown to running back Mike Cosentino to give Stony Brook the game's first lead at 7-0 lead with 9:17 left in the first quarter after a failed MU drive.

On the next Hawks' possession, Boland hit Rob Lutz for an eight-yard gain, breaking his second career record in three weeks, this time surpassing Sabella's career passing yards mark.

The historic celebration was short lived however as Boland's next pass over the middle bounced off the empire's shoulder and into the hands of Stony Brook's Tyler Santucci with 6:27 left in the first quarter.

Dudash then pitched the ball to running back Steve Austin who launched a 45-yard touchdown on a halfback option pass to wide receiver Dwayne Eley.

The second quarter began with Boland finding Michael McClelland on a slant route into Stony Brook territory, but McClelland fumbled at the Seawolves 43-yard line. The drive culminated in a Weeks 22-yard field goal with 11:09 showing before halftime, giving Stony Brook a 16-0 lead.

Monmouth was unable to get anything going on their ensuing drive, but Stony Brook found the end zone as freshman Conte Cuttino scampered into the end zone from six yards out to increase the Seawolves lead to 22-0 with 7:30 showing.

Monmouth received the second half kickoff and moved the ball well down the field, culminating in a Fred Weingart 22-yard field goal at the 9:56 mark, cutting Stony Brook's lead to 29-3.

The Hawks' held Stony Brook on their next drive, and Monmouth showed a spark as Boland found Chris Kiley for a 25-yard gain down to the to 17- yard line. David Sinisi found the end zone from two yards out with 43 seconds left to cut the Stony Brook lead to 29-10.

The Hawks' finished the game's scoring as Sinisi scored his second touchdown of the day from seven-yards out with 4:58 left in the game to cut the score to 36-17.

Kiley collected four grabs for a team-high 62 yards, both of which were career bests. Boland was 29-39 for 267 yards in the game, but was intercepted three times. In the game, the Hawks' committed six turnovers compared to the Seawolves' one.

STONY BROOK	13	16	0	7	- 36
MONMOUTH	0	0	10	7	- 17

SBU - Cosentino 26 yard pass from Dudash (Weeks kick) 9:17 - 1st
 SBU - Eley 45 yard pass from Austin (Gaddis kick block) 6:11 - 1st
 SBU - Weeks 22 yard field goal 11:09 - 2nd
 SBU - Cuttino 6 yard run (Weeks kick blocked) 7:30 - 2nd
 SBU - Bryant 1 yard run (Weeks kick) 1:02 - 2nd
 MU - Weingart 22 yard field goal 9:56 - 3rd
 MU - Sinisi 2 yard run (Weingart kick) :43 - 3rd
 SBU - Eley 3 yard pass from Dudash (Weeks kick) 7:32 - 4th
 MU - Sinisi 7 yard run (Weingart kick) 4:58 - 4th

	SBU	MU
First Downs	15	22
Rushes - Yards	37-202	33-127
Passing Yards	225	288
Passes (C-A-I)	21-12-0	43-31-4
Total Offense	427	415
Fumbles-Lost	0-0	0-0
Penalties-Yards	6-45	4-35
Time of Possession	27:25	32:35

RUSHING: SBU - Cuttino 27-170 TD, Bryant 5-22 TD, Austin 2-18. Du-dash 2-5; **MU** - Brice 11-57, Sinisi 8-30 2 TD, Boland 9-22, Lutz 3-14
PASSING: SBU - Dudash 20-11-0 180 2 TD, Austin 1-1-0 45 TD; **MU** - Boland 39-29-3 267. Burke 3-2-0 21.
RECEIVING: SBU - Eley 5-106 2 TD, Suggs 4-44, Cosentino 2-66 TD, Cox Jr. 1-9; **MU** - San Miguel 11-45, Nalbone 5-39, Kiley 4-62, Brice 3-15

2006 GAME RECAPS

Sacred Heart Pioneers 0
Monmouth Hawks 24

October 7, 2006

Kessler Field ♦ West Long Branch, N.J.

The Monmouth University football team bounced back from their first loss of the season and scored 24 first half points en route to a 24-0 shutout over the Sacred Heart Pioneers on Oct. 7.

The shutout is Monmouth's first since last year, when they defeated Robert Morris 14-0 at Homecoming. It's the first time the Hawks' had shut out the Pioneers since 1997, when they defeated them 43-0. The game marked the first time the Pioneers have been shutout since November 6, 1999, when they lost 41-0 at Albany.

The win was the 80th in Monmouth University football history, and head coach Kevin Callahan's 80th win as a head coach.

Both teams traded punts to begin the game but on Monmouth's second possession the Hawks' drove 42 yards on nine plays, culminating in a 25-yard field goal from Fred Weingert to give them a 3-0 lead with 4:13 showing on the first quarter clock.

On the ensuing Pioneer drive, linebacker Mike Castellano recovered an Evin Jones fumble after cornerback David Jiles jarred the ball loose, giving Monmouth possession deep in Sacred Heart territory with 3:30 left in the first quarter.

Four plays later, quarterback Brian Boland found wide receiver Shane Sharpley in the back of the end zone for a five yard touchdown pass. Weingert tacked on the extra point to give the Hawks' a 10-0 lead at the end of the first quarter.

After the Hawks' held the Pioneers on their next drive, Monmouth went 55 yards on six plays, culminating in a Rob Lutz seven yard scoring run, to give the Blue and White a 17-0 lead after Weingert's successful extra point with 11:48 left before halftime.

The Monmouth first half onslaught continued as Boland kept alive the Hawks' next drive with a 14-yard scramble on third and four for a first down. David Sinisi finished the drive on a two-yard touchdown run to give Monmouth a 24-0 lead with 1:58 left in the third quarter. The drive was a punishing 19 play, 90-yard journey through the Pioneer defense that last eight minutes and twenty-two seconds.

At the half, the Hawks had outgained the Pioneers in total yards 193-22, including holding the Pioneers to -28 yards on the ground at intermission while running for 90.

Safety Jamaal McClintock picked off Pioneer quarterback Tyler Arciaga after he left the pocket and threw back across his body with 10:31 left in the game, ending the last significant Sacred Heart scoring threat.

For the game, Monmouth outgained Sacred Heart 320-88 in total yards, including outgaining the Pioneers 167-12 on the ground. The Hawks' held the ball for 34:38 of the game.

The Hawks' were led offensively by Sinisi's 85 yards on 18 carries and one touchdown. He also caught two passes for 29 yards. Boland completed 15-of-23 passes for 118 yards and a touchdown.

Adam San Miguel led the Hawks' with eight catches for 51 yards. In the game, he surpassed Will Holder for second all-time on the Monmouth University career pass receptions list.

The Monmouth defense harassed Sacred Heart quarterbacks into 11 of 29 for 88 yards and one interception. Defensive lineman Brian Sweeney batted down four Pioneer passes and had three tackles on the day.

Matt Hill finished the game with seven tackles, which put him in sole possession of seventh place on the Monmouth career total tackles list. Yngstrom and Walsh each had a sack and a half, and Joel Sechler added a sack.

Monmouth Hawks 28
Wagner SeaHawks 9

October 14, 2006

College Field ♦ Staten Island, N.Y.

Monmouth played a near flawless game to defeat Northeast Conference rival Wagner 28-7 on Staten Island on October 14, 2006.

The Hawks had 338 yards of total offense and forced three Seahawk turnovers to avenge last year's loss. Quarterback Brian Boland threw a pair of touchdowns to move into a tie for first on MU's all-time career passing touchdowns list.

After a scoreless first quarter, Monmouth took a two touchdown lead in the second stanza. The Hawks got their first score when on a third and five, Boland dropped back and hit senior Adam San Miguel on a screen and the senior bobbed and weaved his way into the Seahawk endzone to give Monmouth a 7-0 lead.

After holding the Seahawks on their next possession, Boland scrambled away from a sack and hit junior Chris Kiley near the sideline, who cut back to the inside and out-ran the Seahawk defense for a 40-yard touchdown reception, giving the Hawks a 14-0 lead. The touchdown pass was Boland's 50th, tying him with Dan Sabella for first in the Monmouth career record books.

Wagner seemed to be moving the ball along but on their next drive when on second down Abbey was pressured by the MU front line and tossed up a ball that Monmouth defensive back David Jiles grabbed. The interception was Jiles' third of the season, tying him for first in career interceptions all-time at Monmouth. The Blue & White were unable to convert but Wagner's Al Phillips mishandled the bouncing kick, which was recovered by longsnapper Neal Haynes (Marlboro, N.J./Marlboro). MU set up shop on the 11 yard line and on second down McClelland caught his second ball going down to the Seahawk two yard line. Boland took the ball himself on the next play, running a draw into the endzone to give MU a 21-0 lead with 3:33 left in the third quarter. It was the first time Wagner gave up a rushing touchdown all season.

Wagner took over just inside of their own territory and moved it to the MU 30. On the next play Monmouth senior defensive lineman Vinny Fonte sacked Abbey setting up a second and long. After a complete pass, Jason Butler took a handoff up the middle and ran 22 yards untested for the Wagner score. With 3:11 left in the game, Monmouth held a 21-7 advantage.

McClelland recovered the onside kick attempt, giving the Hawks the ball inside Seahawk territory. On the first play, Sinisi carried the ball for the 19th time, setting a career-high, which was also a season-high for a Monmouth back. Two more carries by the Ceder Grove, N.J. native coupled with a personal foul call set up the Hawks with a first and goal at the Wagner six yard line. Two plays (both Sinisi carries) later, the redshirt freshman picked up his ninth touchdown this season, giving Monmouth a 28-7 lead. Wagner ran out of time on the following possession, with the Hawks winning by 21.

MONMOUTH	0	14	7	7	28
Wagner	0	0	0	7	7
MU - San Miguel 8 yard pass from Boland (Weingart kick) 13:34-2nd					
MU - Kiley 40 yard pass from Boland (Weingart kick) 1:16 - 2nd					
MU - Boland 2 yard run (Weingart kick) 3:33 - 3rd					
WC - Butler 22 yard run (Czech kick) 3:14 - 4th					
MU - Sinisi 3 yard run (Weingart kick) 1:19 - 4th					
		MU		WC	
First Downs		17		7	
Rushes - Yards		42-175		24-102	
Passing Yards		163		140	
Passes (C-A-I)		23-15-0		34-15-2	
Total Offense		338		242	
Fumbles-Lost		0-0		1-1	
Penalties-Yards		2-46		4-30	
Time of Possession		34:53		25:07	
RUSHING: MU - Sinisi 23-107 TD, Brice 7-29, Boland 9-20 TD, Dennis 1-15; WC - Butler 15-77 TD, Barnett 3-25, Abbey 6-0.					
PASSING: MU - Boland 23-15-0 163 2 TD; WC - Abbey 34-15-2 140.					
RECEIVING: MU - McClelland 4-44, San Miguel 4-16 TD, Sharpley 3-32, Nalbano 3-31; WC - Woods 6-52, Turner 5-61, Guilbault 1-15, Kinard 1-11.					

Monmouth Hawks 16
Robert Morris Colonials 7

October 21, 2006

Joe Walton Field ♦ Moon Township, Pa.

Monmouth University scored 10 fourth-quarter points to defeat Robert Morris 16-7 on October 21, 2006 in Moon Township, Pa.

The Hawks capitalized off of two RMU fourth quarter miscues, including turning one into the go-ahead touchdown to improve to 6-1 overall and 3-1 in the conference on the season.

After a scoreless first half that saw both teams harass the opposing offenses, MU regained possession after halting the Colonials on their opening drive of the second half and quarterback Brian Boland hit Shane Sharpley for a 17-yard gain and a first down. Two plays later, Boland again connected on a third down when he found Adam San Miguel for the first down, and for the first time MU was in Colonial territory. On second and five, San Miguel split out left and sprinted down the field where Boland hit him in stride for a 39-yard touchdown to put Monmouth up 7-0. The scoring pass was Boland's 53rd of his career, setting a new Monmouth University record.

On a third and one from the MU 44 yard line Boland bounced a sneak outside picking up the first down but the fifth year senior fumbled the ball with RMU recovering. The Colonials threw a flea flicker on the very next play, with Mario Hines grabbing a wide-open 38-yard touchdown to tie the game at 7-7 with 50 seconds left in the quarter.

On the ensuing drive the Hawks picked up a first down on a San Miguel reverse, moving the ball out to their own 28. The momentum was completely in the home team's favor when two plays later Boland fumbled on a quarterback draw, with RMU recovering the loose ball on the Hawk 41.

RMU signal-caller Erik Cwalinski missed a wide-open Hines in the endzone on a ball that was picked off by MU safety Jamaal McClintock.

The Blue & White defense responded like they had all afternoon, tossing RMU for two straight losses including a Brian Sweeney sack. Two plays later, MU safety Matt Hill scooped up a Colonial fumble to thwart the drive.

Dave Sinisi capped off the drive when he took the ball around the left side stretching the ball over the goal line for his eighth rushing touchdown of the season. A holding call on the extra point pushed the ball back and the kick was blocked, giving the Hawks a 13-7 lead with 2:58 on the clock.

The Hawks outgained the Colonials, who fall to 3-1 in conference play and 5-3 overall, by a 349 to 258 margin. The Hawk defense held RMU to 69 rushing yards on 29 attempts, while MU picked up 126 yards on 39 carries.

Boland led the Hawks in rushing with 11 runs for 51 yards. He was 17-of-30 in passing for 223 yards and a touchdown. San Miguel was second in rushing with 34 yards on five carries and first in receiving with five grabs for 71 yards and a touchdown. McClelland was second on the team in receiving with 59 yards on two catches, both of which came in the fourth quarter.

MONMOUTH	7	0	7	3	17
COLGATE	0	0	0	12	12
MU - Sinisi 3 yard run (Weingart kick) 3:38 - 1st					
MU - Sinisi 1 yard run (Weingart kick) 1:38 - 3rd					
COL - Wenger 1 yard run (Buck kick blocked) 13:12 - 4th					
COL - Bean 72 yard fumble recovery (Saraceno fake failed) 10:39 - 4th					
MU - Weingart 26 yard field goal 05:17 - 4th					
		MU		COL	
First Downs		16		17	
Rushes - Yards		43-165		32-100	
Passing Yards		124		240	
Passes (C-A-I)		14-24-0		16-30-2	
Total Offense		289		340	
Fumbles-Lost		1-1		0-0	
Penalties-Yards		6-60		6-61	
Time of Possession		31:28		28:32	
RUSHING: MU - Brice 14-52, Sinisi 9-43 2 TD, Boland 9-39, Lutz 7-27; COL - Scott 21-43, Saraceno 6-39, Parker 1-12, Morgan 1-4.					
PASSING: MU - Boland 14-24-0 124; COL - Saraceno 16-30-2 240.					
RECEIVING: MU - San Miguel 5-49, Lutz 3-12, Kiley 2-32, Sinisi 2-17; COL - Morgan 5-84, Burke 3-50, Parker 3-42, Scott 3-36					

MONMOUTH	0	0	7	9	16
Robert Morris	0	0	7	0	7
MU - San Miguel 39 yard pass from Boland (Weingart kick) 6:04 - 3rd					
RMU - Hines 38 yard pass from Cwalinski (DiLorenzo kick) :50 - 3rd					
MU - Sinisi 2 yard run (Weingart kick blocked) 2:58 - 4th					
MU - Weingart 39 yard field goal 1:03 - 4th					
		MU		RMU	
First Downs		16		12	
Rushes - Yards		39-126		29-69	
Passing Yards		223		189	
Passes (C-A-I)		30-17-0		30-14-2	
Total Offense		349		258	
Fumbles-Lost		2-2		2-1	
Penalties-Yards		7-71		2-15	
Time of Possession		31:45		28:15	
RUSHING: MU - Boland 11-51, San Miguel 5-34, Sinisi 15-26 TD, Brice 6-13; RMU - Hernandez 11-56, Harden 9-25, Magnone 2-5, Listhrop 1-2.					
PASSING: MU - Boland 30-17-0 223 TD; RMU - Cwalinski 30-14-2 TD.					
RECEIVING: MU - San Miguel 5-71 TD, McClelland 2-59, Nalbano 2-32, Sharpley 2-27; RMU - Hines 4-63 TD, Rogers 4-36, Evers 3-52, Hernandez 2-19.					

CCSU Blue Devils 13
Monmouth Hawks 19

October 28, 2006

Kessler Field ♦ West Long Branch, N.J.

The Monmouth University football team scored 16 unanswered fourth quarter points en route to defeating rival Central Connecticut State 19-13 on October 28, 2006 at Kessler Field on Homecoming.

The Monmouth defense held Central's Justice Hairston, who came into the game as the leading rusher in all of Division I-AA football, to 67 yards on 19 carries. The Rutgers transfer came into the game averaging 174.8 yards per game and led the nation with 1,398 yards coming into the game.

The game started off slow, as both teams traded punts. The action went back and forth until the four minute mark, when Monmouth appeared to gain offensive momentum as Leonard Brice broke an impressive 39-yard run, but fumbled, halting the drive.

The first quarter ended in a scoreless tie, and on the first play of the second quarter, Monmouth went for a fourth and two, but Brian Boland's screen pass was batted down by Blue Devil Ernie Greywacz, giving the ball back to Central.

The Hawks' defense again held the Blue Devils, and on Monmouth's next possession Boland found Chris Kiley on a 31-yard pass play on a third down and three to the CCSU 41-yard line. On the play, Boland became the third quarterback in NEC history to surpass 7,000 career passing yards.

The MU drive again stalled, but Monmouth's defense forced a Central punt, and on the ensuing Hawks' possession Boland was picked off.

The Hawks' defense stiffened again as Erik Yngstrom and Chris Reed combined for a quarterback sack at the CCSU nine-yard line on a third and long with 5:21 showing on the clock.

The game went into halftime deadlocked at 0-0, but on the opening drive of the second half, Mike Castellano stripped Hairston of the ball and Matt Hill recovered at the 35-yard line with 13:00 showing in the third quarter.

The Hawks responded to the turnover when on a third and 27 Boland found Adam San Miguel down to the four-yard line. That set up a 21-yard Fred Weingert field goal to give Monmouth the game's first lead at 3-0 with 10:25 left in the third quarter.

Central took the lead away from Monmouth later as Ryan Holmes hit Josh Vargas on a 44-yard touchdown strike on an option playaction pass to give Central a 7-3 lead with 5:42 showing in the third quarter.

David Sinisi capped off MU's next drive with a five-yard touchdown run, but the two-point conversion failed, giving Monmouth a 12-7 lead with 7:20 left in the game.

The Hawks' held Central on their next possession, and Monmouth seized control as Boland scored on a 16-yard touchdown run to give Monmouth a 19-7 lead with 3:20 left.

The Hawks' outgained Central 460-212, including 233-115 in rushing yards. Central came into the game averaging 292 yards per game on the ground. Brice led the Hawks ground attack with 98 yards on 10 carries, and Boland contributed 72 yards and the touchdown. Sinisi finished with 65 yards and a touchdown, and also caught four passes for 66 yards.

Boland was 16-of-31 passing for 227 yards and one interception. San Miguel had five catches for 92 yards, and Kiley contributed two grabs for 37 yards.

Central Conn. St.	0	0	7	6	- 13
MONMOUTH	0	0	3	16	- 19

MU - Weingart 21 yard field goal 10:25 - 3rd
CCSU - Vargas 44 yard pass from Holmes (Heeney kick) 5:42 - 3rd
MU - Dennis 32 yard field goal 14:49 - 4th
MU - Sinisi 5 yard run (Boland pass failed) 7:20 - 4th
MU - Boland 16 yard run (Dennis kick) 3:20 - 4th
CCSU - Holmes 11 yard run (Heeney kick blocked) 1:18 - 4th

	CCSU	MU
First Downs	7	19
Rushes - Yards	33-115	45-233
Passing Yards	97	227
Passes (C-A-I)	15-6-0	30-16-1
Total Offense	212	460
Fumbles-Lost	2-2	2-2
Penalties-Yards	4-16	5-56
Time of Possession	24:11	35:03

RUSHING: CCSU - Hairston 19-64, Holmes 10-43 TD, Freeman 3-6, Staley 1-2; MU - Brice 10-98, Boland 12-72 TD, Sinisi 19-65 TD, Morris 1-3.

PASSING: CCSU - Holmes 15-6-0 97 TD; MU - Boland 30-16-1 227.

RECEIVING: CCSU - Freeman 2-22, Vargas 1-44 TD, Grochowski 1-16, Smith, 1-9; MU - San Miguel 5-92, Sinisi 4-66, Kiley 2-37, McClelland 2-18.

Saint Francis (Pa.) 20
Monmouth Hawks 54

November 4, 2006

Kessler Field ♦ West Long Branch, N.J.

The Monmouth University football team put forth a total team effort and lit up the scoreboard in their 54-20 triumph over St. Francis (Pa.) on November 3, 2006 at Kessler Field on Senior Day.

The win improves the Hawks' to 9-1 on the season and 5-1 in the Northeast Conference. The 50 points scored at home marked the first time the Hawks have put up half the century mark since 1998, when they defeated Sacred Heart 57-26 on October 31.

After holding the Red Flash at bay on their first drive, the ensuing Hawks' possession began with a bang when freshman David Sinisi ripped off career-long 62 yard run and he finished what he started and scampered into the end zone from four yards out to give MU a 7-0 lead early in the first quarter.

Saint Francis [Pa.]'s Anthony Doria hit receiver Michael Caputo for a 22-yard touchdown pass to answer, but the extra point was blocked by Ayo Falae, maintaining Monmouth's lead at 7-6 with 5:07 left in the opening quarter.

Monmouth went back on the offensive and Boland went deep to Adam San Miguel for a 57-yard touchdown pass to give the Hawks a 14-6 lead with 4:39 left in the first quarter.

The scoring catch was San Miguel's 62nd grab of the year setting a new Monmouth record for catches in a season, surpassing Anthony Galella's previous record of 61 in 1998.

MU would go one to outscore the Red Flash 40-7 over the final three quarters of the game to come away with a convincing win.

The Hawks' were led by Sinisi's career-high 143 yards on 12 carries and a score. In all, the Hawks ran for 304 yards on 34 carries, good enough for an 8.9 yards per carry average, and eight Hawks scored touchdowns.

Boland completed 12-of-17 passes to seven different receivers for 237 yards and three touchdowns.

St. Francis	13	7	0	0	- 20
MONMOUTH	14	14	19	7	- 54

MU - Sinisi 4 yard run (Pizzulli kick) 11:23 - 1st
SFU - Caputo 20 yard pass from Doria (Sciulli kick blocked) 5:07 - 1st
MU - San Miguel 57 yard pass from Boland (Pizzulli kick) 4:39 - 1st
SFU - Harris 12 yard run (Sciulli kick) 1:15 - 1st
MU - Sharpley 26 yard pass from Boland (Pizzulli kick) 11:52 - 2nd
MU - Jiles 38 yard interception return (Pizzulli kick) 9:14 - 2nd
SFU - Sales 28 yard pass from Doria (Sciulli kick) :57 - 2nd
MU - Lutz 1 yard run (Pizzulli kick failed) 11:18 - 3rd
MU - Carter 1 yard run (Pizzulli kick) 8:54 - 3rd
MU - Kiley 13 yard pass from Boland (Pizzulli kick blocked) 1:53 - 3rd
MU - Brice 7 yard run (Pizzulli kick) 10:56 - 4th

	SFU	MU
First Downs	23	22
Rushes - Yards	34-119	34-304
Passing Yards	272	237
Passes (C-A-I)	34-18-1	17-12-1
Total Offense	391	541
Fumbles-Lost	2-2	1-1
Penalties-Yards	10-134	8-75
Time of Possession	35:26	23:15

RUSHING: SFU - Harris - 31-129 TD, Richards 1-(-3), Doria 2-(-7);

MU - Sinisi 12-143 TD, Lutz 3-70 TD, Brice 10-57 TD, Boland 6-19.

PASSING: SFU - Dorida 33-18-1 272 2 TD, Palko 1-0-0 0; **MU** - Boland 17-12-1 237 3 TD.

RECEIVING: SFU - Caputo 7-115 TD, Rivera 5-87, Harris 3-36, Sales 1-28; **MU** - San Miguel 5-128 TD, McClelland 2-38, Sharpley 1-26 TD, Codd 1-19.

Monmouth Hawks 19
Albany Great Danes 0

November 11, 2006

University Field ♦ Albany, N.Y.

Monmouth University's football team earned its third Northeast Conference Championship in four years, and first outright title in school history, with a 19-0 win over Albany on November 10, 2006.

In a game that pitted two of the country's best defensive units, it was the Monmouth squad that corralled the Albany offense to 174 yards and earned its second shutout of the year. It marked the first time in school history that the Hawks won the NEC Championship outright and the fifth overall title in program history.

Monmouth got on the board first when freshman running back David Sinisi took the ball into the endzone, giving the Hawks a 7-0 lead with 4:04 to go in the first quarter. The touchdown marked the 11th straight game in which Sinisi scored, keeping the nation's longest such streak alive.

The Hawks came right back after holding Albany on defense and quarterback Brian Boland rolled to his left after a play fake and hit senior Mike McClelland wide open in the back of the endzone for a two-yard touchdown. The Hawks missed the ensuing PAT, giving them a 13-0 lead, which they took into the locker room at halftime.

After taking the second half kickoff, it took one play from scrimmage for MU to score, with Boland connecting with Adam San Miguel on a play-action pass that went for 63 yards to give the Hawks a 19-0 lead. Monmouth's fake PAT attempt was stopped short.

The Hawks got the ball back after forcing Albany to another three and out, and moved the ball into Great Dane territory on a 14-yard Chris Kiley reception, which was followed up by a 12-yard Sinisi run. MU was facing a fourth and two on the Albany 30 yard line, with Sinisi getting the rush, pickup seven yards and a first down. The drive stalled, but the Blue and White chewed up some valuable time off the clock.

Albany converted two third downs on the ensuing drive, and quarterback Daniel Bocanagra picked up a 12 yards on a designed rush, earning the first down on the MU 32-yard line. Two plays later Monmouth senior Mike Castellano picked off Bocanagra, giving the Hawks the ball back with just over a minute to go in the third quarter.

Monmouth and Albany each exchanged punts as San Miguel muffed the catch on the latter, with Albany's Dan Beigel picking the ball up and running it to the MU nine-yard line. The Hawks' defense answered on first and second down, forcing a third and goal from the 14 yard line after an Albany delay of game. A quarterback draw was stopped after a yard and Jason Fralicker missed the 31-yard field goal attempt, preserving the 19-0 lead with 10:17 showing in the game.

Boland finished for 17-of-18 passing, including an 11-of-12 effort in the first half, with 214 yards and two touchdowns. Sinisi led the Hawks on the ground with 72 yards on 20 carries. San Miguel, who had 23 yards rushing, led the Hawks in receiving with 93 yards on four catches.

MONMOUTH	7	6	6	0	- 19
ALBANY	0	0	0	0	- 0

MU - Sinisi 1 yard run (Pizzulli kick) 4:04 - 1st
MU - McClelland 2 yard pass from Boland (Pizzulli kick failed) 11:08 - 2nd
MU - San Miguel 63 yard pass from Boland (McClelland rush failed) 14:26 - 3rd

	MU	AL
First Downs	22	12
Rushes - Yards	47-136	27-57
Passing Yards	213	117
Passes (C-A-I)	17-19-0	13-31-2
Total Offense	349	174
Fumbles-Lost	1-1	1-0
Penalties-Yards	3-15	6-51
Time of Possession	36:38	23:22

RUSHING: MU - Sinisi 20-72 TD, Boland 12-32, San Miguel 3-23, Brice 10-20; **AL** - Bocanegra 16-43, Allen 5-17, Johnson 5-10, Team 1-(-31)

PASSING: MU - Boland 17-18-0 213 2 TD, Burke 0-1-0 0;

AL - Bocanegra 13-28-2 117, Blasinsky 0-3-0 0.

RECEIVING: MU - San Miguel 4-93 TD, Kiley 4-44, Sharpley 4-36, Sinisi 3-35; **AL** - DeAraujo 4-37, Furnas 3-23, Wall 1-17, Gallucci 1-12.

San Diego Toreros 27

Monmouth Hawks 7

December 2, 2006

Kessler Field ♦ West Long Branch, N.J.

The Monmouth University football team fell to the San Diego Toreros 27-7 in the inaugural Gridiron Classic, ending the season with a 10-2 record.

The Hawks defense limited the Toreros to 324 yards, more than 100 yards below their season average and their 27 points are well below their average of 44 points per game.

The Hawks made the game's first big play as senior linebacker Mike Castellano pressured San Diego quarterback Josh Johnson who threw the ball right into the hands of MU's Mike Nunziato deep in Hawk territory with 7:39 left in the first quarter.

The Monmouth drive was brought to an abrupt halt as Brian Boland was intercepted by San Diego's Ben Hannula who took the pick back 37 yards for a touchdown at the 5:29 mark to give the Toreros the game's first lead at 7-0.

The score remained 7-0 until San Diego's JT Rogan scored his first of two first half touchdowns, the first from five yards out, to give the Toreros a 13-0 lead at the 13:48 mark. San Diego kicker Hutch Parker missed the point after touchdown attempt.

Rogan scored his second touchdown of the half from four yards out with 28 seconds left, giving them a 19-0 lead heading into halftime. T.J. Cerezo broke up the two-point conversion attempt.

The Hawks came out of halftime and drove down the field on the Toreros, with the big play coming as Boland found Shane Sharpley on a 57-yard reception down to the San Diego one-yard line with 8:30 left in the third quarter.

The drive was capped off when David Sinisi found the end zone from a yard out to cut the lead to 19-7 with 8:11 left in the third quarter. The touchdown marks his twelfth straight game with a score and was his thirteenth of the season.

Monmouth held San Diego on their ensuing drive and the Hawks were faced with a third and eleven when Boland found Chris Kiley for a 21 yard gain at the 3:00 mark.

Boland was then intercepted again by Hannula at the Torero nine-yard line, stopping the MU drive.

The final score of the game happened when San Diego's Brendan Feliczak found the end zone from three yards out to conclude the scoring at the 3:29 mark. Johnson hit Chris Ramsey for a two-point conversion after the touchdown.

Johnson ran for 104 yards and completed 18-of-30 passes for 180 yards. John Matthews caught five passes for 71 yards and Wes Doyle caught four passes for 53 yards.

Eric Bakhtiari led the Torero defense with nine tackles, including 4.5 for loss and three sacks.

Sinisi ran 10 times for 38 yards for the Hawks. Boland completed 14-of-24 yards for 145 yards. Kiley caught a career-high five passes for 51 yards.

Castellano led the MU defense with a season-high 13 tackles, and Matt Hill had 11. Cerezo finished with a career-high six tackles.

SAN DIEGO	7	12	0	8	- 27
MONMOUTH	0	0	7	0	- 16
SD - Hannula 37 yard interception return (Parker kick) 5:16 - 1st					
SD - Rogan 5 yard run (Parker kick failed) 13:48 - 2nd					
SD - Rogan 4 yard run (Johnson pass failed) 0:28 - 2nd					
MU - Sinisi 1 yard run (Pizzulli kick) 10:37 - 3rd					
SD - Feliczak 3 yard run (Ramsey pass) 3:29 - 4th					
	SD	MU			
First Downs	16	14			
Rushes - Yards	34-144	30-72			
Passing Yards	180	145			
Passes (C-A-I)	18-30-1	14-24-2			
Total Offense	324	217			
Fumbles-Lost	0-0	0-0			
Penalties-Yards	5-55	6-52			
Time of Possession	29:30	30:30			
RUSHING: SD - Johnson 13-104, Polk 6-22, Rogan 9-10 2 TD, Feliczak 6-8 TD; MU - Sinisi 10-38 TD, Brice 8-26, Mandeville 1-4, Boland 11-4.					
PASSING: SD - Johnson 18-30-1 180; MU - Boland 14-24-2 145.					
RECEIVING: SD - Matthews 5-71, Doyle 4-53, Rogan 3-14, Hannula 2-13; MU - Kiley 5-51, San Miguel 3-6, Nalbone 2-26, Sinisi 2-1					

Monmouth Hawks 14

Maine Blackbears 21

Sept. 1, 2007

Alfond Stadium ♦ Orono, Maine

The Monmouth University football team dropped its 2007 season opener to the University of Maine, 21-14, on September 1 in Orono.

The Hawks trailed by one score for the entire fourth quarter and had two chances at tying the game in the final eight minutes, but couldn't capitalize. Maine used a two-player rushing attack and solid special teams play to win their first game of the season.

It took the Monmouth offense four plays to erase a 14-7 halftime deficit, with quarterback Brett Burke finding Adam San Miguel for their first touchdown hookup of the season. After a John Nalbone shovel pass converted a third down for Monmouth, Burke unleashed a deep ball that San Miguel hauled in after beating his defender for a 58-yard touchdown.

Maine's Jhamal Fluellen took a first down handoff on their ensuing possession off the right side for a 20 yard gain, getting the Black Bears out of their own endzone. The Maine rushing attack kicked into gear, moving the ball all the way to the Hawk 26, mainly on the legs of Fluellen. On second and long Black Bear Manzi Pierre made a circus catch on the right sideline keeping his feet in bounds for a first and 10 on the 12. One play later Fluellen took an inside handoff the distance to give Maine a 21-14 lead with 2:35 left in the third frame.

The Blue & White found themselves down back 21-14 with just 4:15 to play. Burke was sacked on first down. The senior scrambled to make up some of the yards but a false start set up the Hawks for a third and 14. Burkes pass was tipped on the next play as the 7,200 fans in attendance roared and the Hawks were forced to punt with just 2:29 left in the game. Maine took over at midfield and was able to run the clock out.

Running back David Sinisi got MU on the board with a 28-yard touchdown scamper to knot the game at 7-7 with just under 12 minutes left in the opening quarter, the 15th straight game he has scored a touchdown to begin his career.

Burke finished 14-of-25 passing for 173 yards and one touchdown. Sinisi finished with 67 yards on the ground. Chris Kiley led the Hawks with five catches for 55 yards, while Nalbone finished with four receptions for 49 yards. San Miguel hauled in just two passes for 54 yards. Matt Sterner finished with 14 tackles for the Hawks, with five other players recording 10 stops each.

MONMOUTH	7	0	7	0	- 14
MAINE	14	0	7	0	- 21
UM - Brusko 8 yard run (McNeill kick) 13:02 - 1st					
MU - Sinisi 28 yard run (Weingart kick) 11:59 - 1st					
UM - Masterson 50 yard punt return (McNeill kick) 3:25 - 1st					
MU - San Miguel 58 yard pass from Burke (Weingart kick) 13:37 - 3rd					
UM - Fluellen 12 yard run (McNeill kick) 2:35 - 4th					
	MU	UM			
First Downs	11	19			
Rushes - Yards	25-91	51-285			
Passing Yards	173	64			
Passes (C-A-I)	14-26-0	11-19-1			
Total Offense	234	342			
Fumbles-Lost	1-0	0-0			
Penalties-Yards	5-35	8-89			
Time of Possession	23:56	36:04			
RUSHING: MU - Sinisi 12-67 TD, San Miguel 1-5, Giles 2-3, Easley 2-3, Burke 8--17; UM - Fluellen 25-129 TD, Brusko 16-109 TD, Allen 6-31, Randall 1-12, Walcott 1-4.					
PASSING: MU - Burke 14-26-0 173 TD, Kiley 0-1-0; UM - Brusko 11-19-0 64.					
RECEIVING: MU - Kiley 5-55, San Miguel 2-54 TD, Nalbone 4-49, Sinisi 2-16, Yudin 1--1; UM - Williams 3-33, Fluellen 5-13, Pierre 1-13, Walcott 2-5.					

Robert Morris 20

Monmouth Hawks 17

Sept. 8, 2007

Kessler Field ♦ West Long Branch, N.J.

Monmouth fell to Robert Morris 20-17 in their Northeast Conference opener at Kessler Field on September 8. RMU's Michael Walser drilled a 36-yard field goal with 47 seconds left in the game to give the Colonials the 20-17 win as Monmouth was unable to cross midfield on their final possession.

The Hawks fell to 0-2 and 0-1 in the league. MU hasn't started the year 0-2 since 2002 when they began the campaign 0-4.

The game was one of runs, in which Monmouth opened up a 14-0 lead in the first quarter before RMU scored 17 unanswered points.

David Sinisi capped off Monmouth's first home drive of the year on a one-yard scoring run to extend the nation's longest consecutive games-with-a-touchdown streak to 14. The drive encompassed 12 plays and chewed up 70 yards in just over five minutes.

On the next Monmouth drive Sinisi ripped off a 32-yard run, bouncing off tacklers and dragging another to the 34-yard line. He finished what he started and scored his second rushing touchdown of the day to give the Hawks a 14-0 lead with 5:15 left in the first quarter.

Robert Morris then struck back with a 50-yard playaction pass from quarterback Erik Cwalinski to Mario Hines, and on the following play Julian Ellison hauled in a 43-yard touchdown to cut the MU lead to 14-7 with 6:48 left in the first half. The three-play, 96-yard drive took less than a minute and a half.

Adam San Miguel became MU's all-time leader in pass receptions in the game, surpassing former Hawk and current Dallas Cowboy Miles Austin with his 151st career catch.

The Colonials took the second half kickoff and moved the ball deep into MU territory before being forced to burn two timeouts during the drive. The big play of the drive was when Cwalinski handed off and the back fumbled, but the quarterback scooped up the loose ball and ran it down to the 20-yard line. Robert Morris capitalized when running back Jeff Link ran in from three yards out to tie the game at 14-14 with 11 minutes left in the third quarter.

Walser then hit a 23-yard field goal attempt to give the visitors a 17-14 lead with 3:27 left after MU's next drive stalled.

The Hawks then answered with a Fred Weingart 42-yard field goal to knot the game at 17-17 with ten minutes left. Weingart's field goal ended RMU's 17-point unanswered scoring streak.

Sinisi ended up with 120 yards on 18 carries and added 72 yards on six catches for a career-high 192 total yards. Burke completed 16-of-30 passes for 158 yards and also ran 13 times for 36 yards.

ROBERT MORRIS	0	7	10	3	- 20
MONMOUTH	14	0	0	3	- 17
MU - Sinisi 1 yard run (Weingart kick) 9:48 - 1st					
MU - Sinisi 2 yard run (Weingart kick) 5:15 - 1st					
RM - Ellison 43 yard pass from Cwalinski (Walser kick) 6:48 - 2nd					
RM - Link 3 yard run (Walser kick) 10:19 - 3rd					
RM - Walser 22 yard field goal 00:47 3:24 - 3rd					
MU - Weingart 42 yard field goal 10:11 - 4th					
RM - Walser 36 yard field goal 00:47 - 4th					
	MU	RMU			
First Downs	19	14			
Rushes - Yards	38-156	42-153			
Passing Yards	158	154			
Passes (C-A-I)	16-30-0	8-15-1			
Total Offense	314	307			
Fumbles-Lost	1-0	2-0			
Penalties-Yards	8-103	8-46			
Time of Possession	29:57	30:03			
RUSHING: MU - Sinisi 18-121 2TD, Giles 6-25, San Miguel 1-4, Burke 13-7; RMU - Russ 24-86, Johnson 8-51, Murray 2-6, Listhrop 4-4, Link 1-3 TD, Cwalinski 3-3.					
PASSING: MU - Burke 16-30-0 158; RMU - Cwalinski 8-15-1 154 TD.					
RECEIVING: MU - San Miguel 7-38, Sinisi 6-72, Dowens 2-21, Yudin 1-27; RMU - Hines 2-58, Ellison 2-51 TD, Flowers 2-25, Hill 1-17, Listhrop 1-3					

Monmouth Hawks 15 Stony Brook 17

Sept. 22, 2007
LaValle Field ♦ Stony Brook, N.Y.

Monmouth University's football team fell to 0-3 for the first time since 2002 after losing a 21-15 decision to Stony Brook on September 22.

The Hawks outgained the Seawolves 366-261 in total offense, including 173-77 on the ground, but committed three turnovers, including two fumbles on the goal line, in the defeat.

Stony Brook started the game's scoring when Pittsburgh transfer Brandon Mason scored on a 22-yard touchdown run midway through the first quarter to give the hosts a 7-0 lead. The score capped a four-play, 49-yard drive that took all of 1:21 off the clock. The score remained that way through halftime, when Monmouth's Fred Weingart booted a 31-yard field goal that ended a nine-play drive with 6:49 left in the third quarter.

Seawolves quarterback Josh Dudash increased their lead when he hit wide receiver Dwayne Eley for a 46-yard touchdown pass to give his squad a 14-3 lead with just under two minutes in the third quarter. Early in the fourth quarter, Monmouth's David Sinisi broke through and scored on a one-yard touchdown run which capped a 10-play, 65-yard drive to cut the lead to 14-9. MU quarterback Brett Burke was stopped when he tried to run for the two-point conversion. Sinisi's score extended his consecutive games with a touchdown streak to 15, the longest for any level of Division I.

Dudash came back for Stony Brook to fire a touchdown pass to Kevin Halonski to increase the Seawolves lead to 21-9 with 3:39 left in the game. Burke brought the Hawks back and hit Ron Lauch on an eight-yard touchdown to cut the lead to 21-15 with 2:11 left.

Monmouth got the ball back with 1:11 left to play, with Burke hitting Sinisi for a first down with 53 ticks left and the ball at the MU 42. Burke then completed a pass to senior Adam San Miguel on the next play bringing the ball over midfield. A pass to Chris Kiley got the ball down to the 29, with 14.4 left in regulation. An incompletion to San Miguel set Burke and his squad with a third and 10 from the 29 when Kiley drew a pass interference call, giving Monmouth one last shot at the endzone with 4.3 seconds left. Monmouth's comeback bid fell short as Burkes' pass to John Nalbhone fell incomplete, and MU was turned away with a 21-15 loss.

Sinisi ran for 115 yards in the game, while Burke added 23 rushing yards and was 25-of-39 passing for 193 yards. Adam San Miguel caught six passes for 58 yards while Steve Dowens added five grabs. Kevin Walsh led the defense with seven tackles, including three for loss, while Joe Cella had six stops, including two for loss, in the game. Chris Reed added his first career interception in the game.

Monmouth, who came into the game converting 21 % of their third downs, converted 9-of-19 third down chances (47 %).

MONMOUTH	0	0	3	12	- 15
STONY BROOK	7	0	7	7	- 21

SBU - Mason 22 yard run (Gaddis kick) 7:19 - 1st
 MU - Weingart 31 yard field goal 6:49 - 3rd
 SBU - Eley 46 yard pass from Dudash (Gaddis kick) 1:52 - 3rd
 MU - Sinisi 1 yard run (Burke rush failed) 12:45 - 4th
 SBU - Halonski 6 yard pass from Dudash (Gaddis kick) 3:39 - 4th
 MU - Lauch 8 yard pass from Burke (Burke pass failed) 2:11 - 4th

	MU	SBU
First Downs	19	17
Rushes - Yards	40-173	34-77
Passing Yards	193	184
Passes (C-A-I)	25-39-1	17-29-1
Total Offense	366	261
Fumbles-Lost	2-2	0-0
Penalties-Yards	5-49	7-90
Time of Possession	30:30	29:30

RUSHING: MU - Sinisi 24-115 TD, Burke 8-21, Giles 3-16, Kiley 2-12, San Miguel 2-9, Easley 1-0; **SBU** - Cuttino 12-63, Mason 17-53, Dudash 3-4, Eley 1-13, Team 1-22.

PASSING: MU - Burke 25-39-1 193 TD; **SBU** - Dudash 17-29-1 184 TD.

RECEIVING: MU - San Miguel 6-58, Dowens 5-39, Yudin 4-23, Lauch 3-24 TD, Sinisi 3-11, Nalbhone 2-12, Kiley 1-16, Giles 1-10; **SBU** - Eley 8-114 TD, Suggs 6-58, Halonski 2-14, Kubrak 1-2.

Monmouth Hawks 7 Delaware Blue Hens 42

Sept. 29, 2007
Raymond Field ♦ Newark, Del.

Monmouth University's football team fell to 0-3 for the first time since 2002 after losing a 21-15 decision to Stony Brook on September 22.

The Hawks outgained the Seawolves 366-261 in total offense, including 173-77 on the ground, but committed three turnovers, including two fumbles on the goal line, in the defeat.

Stony Brook started the game's scoring when Pittsburgh transfer Brandon Mason scored on a 22-yard touchdown run midway through the first quarter to give the hosts a 7-0 lead. The score capped a four-play, 49-yard drive that took all of 1:21 off the clock. The score remained that way through halftime, when Monmouth's Fred Weingart booted a 31-yard field goal that ended a nine-play drive with 6:49 left in the third quarter.

Seawolves quarterback Josh Dudash increased their lead when he hit wide receiver Dwayne Eley for a 46-yard touchdown pass to give his squad a 14-3 lead with just under two minutes in the third quarter. Early in the fourth quarter, Monmouth's David Sinisi broke through and scored on a one-yard touchdown run which capped a 10-play, 65-yard drive to cut the lead to 14-9. MU quarterback Brett Burke was stopped when he tried to run for the two-point conversion. Sinisi's score extended his consecutive games with a touchdown streak to 15, the longest for any level of Division I.

Dudash came back for Stony Brook to fire a touchdown pass to Kevin Halonski to increase the Seawolves lead to 21-9 with 3:39 left in the game. Burke brought the Hawks back and hit Ron Lauch on an eight-yard touchdown to cut the lead to 21-15 with 2:11 left.

Monmouth got the ball back with 1:11 left to play, with Burke hitting Sinisi for a first down with 53 ticks left and the ball at the MU 42. Burke then completed a pass to senior Adam San Miguel on the next play bringing the ball over midfield. A pass to Chris Kiley got the ball down to the 29, with 14.4 left in regulation. An incompletion to San Miguel set Burke and his squad with a third and 10 from the 29 when Kiley drew a pass interference call, giving Monmouth one last shot at the endzone with 4.3 seconds left. Monmouth's comeback bid fell short as Burkes' pass to John Nalbhone fell incomplete, and MU was turned away with a 21-15 loss.

Sinisi ran for 115 yards in the game, while Burke added 23 rushing yards and was 25-of-39 passing for 193 yards. Adam San Miguel caught six passes for 58 yards while Steve Dowens added five grabs. Kevin Walsh led the defense with seven tackles, including three for loss, while Joe Cella had six stops, including two for loss, in the game. Chris Reed added his first career interception in the game.

Monmouth, who came into the game converting 21 % of their third downs, converted 9-of-19 third down chances (47 %).

MONMOUTH	7	0	0	0	- 7
DELAWARE	21	21	0	0	- 42

UD - Cuff 2 yard run (Striefsky kick) 10:19 - 1st
 UD - Cuff 1 yard run (Striefsky kick) 5:42 - 1st
 MU - Sinisi 8 yard run (Weingart kick) 2:39 - 1st
 UD - Thaxton 14 yard run (Striefsky kick) 1:37 - 1st
 UD - Cuff 7 yard pass from Flacco (Striefsky kick) 10:02 - 2nd
 UD - Agnone 11 yard pass from Flacco (Striefsky kick) 6:34 - 2nd
 UD - Andrew 78 yard interception return (Striefsky kick) 0:25 - 2nd

	MU	UD
First Downs	15	20
Rushes - Yards	34-46	42-157
Passing Yards	188	236
Passes (C-A-I)	24-33-2	17-22-0
Total Offense	234	393
Fumbles-Lost	0-0	3-2
Penalties-Yards	6-63	4-45
Time of Possession	31:22	28:38

RUSHING: MU - Sinisi 21-69 TD, Skorupka 5-15, Giles 2-3, Romeo 1-1, Mandeville 1-4, Burke 3-17, Team 1-21; **UD** - Cuff 16-73 2TD, Smith 7-54, Thaxton 9-34 TD, Flacco 1-15, Bradley 5-4, 4-14.

PASSING: MU - Burke 18-25-2 132, Mandeville 5-5 43, Folsom 1-3; **UD** - Flacco 15-19-0 215 2TD, Scanlon 2-3-0 21.

RECEIVING: MU - Kiley 8-43, San Miguel 5-36, Yudin 4-40, Nalbhone 2-23, Romeo 2-16, Sinisi 1-12, Hahn 1-9, Easley 1-9; **UD** - Michaud 4-51, Mackey 3-49, Cuff 3-23 TD, Duncan 2-26, Ruggiero 1-32, Heydt 1-17, Bradley 1-16, Baker 1-11, Agnone 1-11 TD.

Monmouth Hawks 49 Sacred Heart Pioneers 8

Oct. 6, 2007
Campus Field ♦ Fairfield, Conn.

The Monmouth University football team earned their first win of the 2007 season, 49-8 over Sacred Heart on Saturday, October 6 in Fairfield, Conn. The win improves MU's record to 1-4 and evens their mark at 1-1 in the Northeast Conference, while Sacred Heart drops to 2-4 and 0-2 in the league.

Monmouth got the game's scoring started early when they held the Pioneers on their first possession to a three and out, but Derek Bischoff blocked the ensuing punt and Ayo Falae scooped it up and took it 14 yards for a touchdown, giving Monmouth a 7-0 lead with 13:22 left in the first quarter.

Less than five minutes later, David Sinisi, who would have a career day, scored on a 41-yard run to cap an eight-play, 73-yard drive and give the Hawks a 14-0 lead with 8:29 left in the opening quarter. The game moved to the second quarter, but Sinisi kept after it, scoring on a two-yard touchdown plunge to end a 12-play, 73-yard drive that took over five minutes off the clock. The Monmouth offensive onslaught continued as quarterback Brett Burke, who earned his first win as Monmouth's starter in the game, connected with senior wideout Adam San Miguel on a 39-yard touchdown strike to boost the Hawks' lead to 28-0 with just fewer than nine minutes to go before halftime. The Hawks scored touchdowns on their first four first half offensive possessions.

Sacred Heart was the benefactor of a snap over the punter's head, and they were on the board at 28-2 with six minutes left before halftime. Monmouth got back on track before halftime as Sinisi tore off a 99-yard touchdown run following a Sacred Heart fumble to make the score 35-2 at halftime.

The lone score for either team in the third quarter when Burke found tight end John Nalbhone on an 18-yard touchdown pass to increase the MU lead to 42-2 with 3:14 left in the period. Brian Friedman scored for Sacred Heart on a four-yard run for Sacred Heart on their best drive of the game to make the game 42-8 as the extra point was blocked.

Ryan Skorupka ended the day's scoring by rambling into the end zone from three yards out to make the lead 49-8. Sinisi ran for a career-high 200 yards and scored a career-high three touchdowns. Bobby Giles added 119 yard on 16 carries in the game. Burke completed 15-of-19 passes for 241 yards and his first career two-touchdown game. Nalbhone caught four passes for 59 yards and a score, while freshman Troy Yudin grabbed three passes for 67 yards. Brian Robinson led the MU defense with eight solo tackles while Bischoff added eight stops. T.J. Cerezo added an interception and seven Hawks logged tackles for loss in the game.

MONMOUTH	14	21	7	7	- 49
SACRED HEART	0	2	0	6	- 8

MU - FALAE 14 blocked punt return (Weingart kick) 13:22 - 1st
 MU - Sinisi 41 yard run (Weingart kick) 8:29 - 1st
 MU - Sinisi 2 yard run (Weingart kick) 14:23 - 2nd
 MU - San Miguel 39 yard pass from Burke (Weingart kick) 8:48 - 2nd
 SHU - Team safety 6:10 - 2nd
 MU - Sinisi 99 yard run (Weingart kick) 1:52 - 2nd
 MU - Nalbhone 18 yard pass from Burke (Weingart kick) 3:14 - 3rd
 MU - Friedman 4 yard run (Schroeder kick blocked) 13:11 - 4th
 MU - Skorupka 3 yard run (Weingart kick) 8:05 - 4th

	MU	SHU
First Downs	26	14
Rushes - Yards	52-375	34-207
Passing Yards	262	85
Passes (C-A-I)	17-22-0	13-24-1
Total Offense	593	274
Fumbles-Lost	2-1	2-2
Penalties-Yards	9-71	3-35
Time of Possession	34:26	25:34

RUSHING: MU - Sinisi 17-200 3TD, Giles 16-119, Skorupka 7-23 TD, Folsom 1-8, Burke 7-7, Kiley 1-2, Team 3--28; **SHU** - Payne 10-123, Friedman 12-48 TD, Jones 7-17, McKeon 5-1

PASSING: MU - Burke 15-19-0 241 2 TD, Folsom 2-3 21; **SHU** - McKeon 13-24-1 85

RECEIVING: MU - Nalbhone 4-59 TD, Yudin 3-67, Kiley 3-24, San Miguel 2-55 TD, Sinisi 2-23, Giles 1-17, Dowens 1-12, Easley 1-5; **SHU** - Tedesco 5-44, Bundy 3-31, Payne 2-11, Friedman 2-2, Jones 1--3

Wagner Seahawks 45 Monmouth Hawks 16

Oct. 13, 2007

Kessler Field ♦ West Long Branch, N.J.

The Monmouth University football team fell to Wagner 45-16 on Homecoming on October 13.

Wagner's 45 points is the most Monmouth has ever allowed at Kessler Field in their 15 years of football.

Wagner took the game's first lead when Piotr Czech drilled a 39-yard field goal from the right hash to give the visitors a 3-0 lead with 10:22 showing in the first quarter.

Wagner then scored when Jason Butler ran into the line, bounced it outside and rumbled into the end zone for a 13-yard touchdown scamper to give the Seahawks a 10-0 lead with 4:50 left in the opening quarter.

On Monmouth's next possession, yudin a third and 11 on their own 11 yard line, Brett Burke hit Troy Fudin for a first down to the 25-yard line. On the next play, Burke tried to go deep to Adam San Miguel but defensive back Al Phillips intercepted the pass, giving Wagner the ball at their own 40-yard line. Butler broke off another scoring run to give the Seahawks a 17-0 lead with 12:44 left before halftime.

After a Monmouth drive stalled, Butler scored his third rushing touchdown of the half when he ran around left end from six yards out to give Wagner a 24-0 lead with 5:18 left in the first half.

On MU's next possession, Burke hit Yudin on a 24-yard completion down to the Wagner 27-yard line, their second first down in a row. After another Yudin grab and an Al Phillips defensive holding penalty, David Sinisi took a Burke screen pass and went the final eight yards for a touchdown, the 18th straight game he has scored, extending his nation-leading streak, to cut the lead to 24-7 with 1:30 left in the first half.

Burke began the second half by connecting with Sinisi on a screen pass on a third and six for a 23-yard gain down to the Wagner 33 yard line. Fred Weingert came on and drilled a 42-yard field goal to cut the lead to 24-10 with 11:57 left in the third quarter.

The Seahawks needed only 20 seconds to respond on their next drive when Rodney Davis rumbled 55 yards down the left sideline for a touchdown to inflate the lead back to 31-10 with 11:37 left in the third quarter. Butler then did all the work on the next Seahawk drive as he scored his fourth rushing touchdown of the game to increase the cushion to 38-10.

Sinisi scored from a yard out early in the fourth quarter for his second tally of the game to cut the lead to 45-16 with 14:15 left in the game.

WAGNER	10	14	21	0	- 45
MONMOUTH	0	7	3	6	- 16
WC - Czech 39 yard field goal 10:22 - 1st					
WC - Butler 13 yard run (Czech kick) 4:50 - 1st					
WC - Butler 27 yard run (Czech kick) 14:44 - 2nd					
WC - Butler 6 yard run (Czech kick) 5:18 - 2nd					
MU - Sinisi 8 yard pass from Burke (Weingart kick) 1:30 - 2nd					
MU - Weingart 42 yard field goal 11:57 - 3rd					
WC - Davis, 55 yard pass from Abbey (Czech kick) 11:37 - 3rd					
WC - Butler 3 yard run (Czech kick) 6:38 - 3rd					
WC - Davis 75 yard run (Czech kick) 2:49 - 3rd					
MU - Sinisi 1 yard run (Weingart kick failed) 14:15 - 4th					
	WC	MU			
First Downs	26	21			
Rushes - Yards	51-363	23-44			
Passing Yards	155	289			
Passes (C-A-I)	10-17-0	31-49-2			
Total Offense	518	333			
Fumbles-Lost	1-1	1-0			
Penalties-Yards	9-86	11-72			
Time of Possession	30:37	29:23			
RUSHING: MU - Sinisi 16-50, Giles 3--1, Burke 4--5; WC - Butler 31-201 4 TD, Davis 10-117, 5-47 Nolan, Parker 1-2, Abbey 1-2, Team 3--6					
PASSING: MU - Burke 31-49-2 289 1 TD; WC - Abbey 10-17-0 155					
RECEIVING: MU - Yudin 7-89, Dowens 7-83, San Miguel 6-30, Sinisi 5-49 TD, Giles 3-14, Kiley 2-16, Nalbhone 1-8; WC - Woods 2-25, Trueblood 2-22, Kinard 2-15, Davis 1-55 TD, Mizell 1-14, Butler 1-13, Collins 1-10					

Monmouth Hawks 51 Central Conn. State 36

Oct. 27, 2007

Arute Field ♦ New Britain, Conn.

Running back David Sinisi exploded for six total touchdowns as the Monmouth University football team earned their second victory of the year, topping Central Connecticut State in New Britain by a score of 51-36 last Saturday.

Sinisi scored five rushing touchdowns and caught one score for six total, breaking the school record held by Chris Reed (1998 vs La Salle). The redshirt sophomore finished the game with 26 carries (career-high) for 192 yards and four catches for 86 yards and had a fumble recovery on special teams.

MU struck first in the opening quarter on third down as Sinisi went virtually untouched for a 37-yard touchdown to put the Hawks up 7-0. The score marked the 19th straight game that he has scored in, the nation's longest scoring streak.

Less than a minute later, Cental's Jo Jo Freeman tied the game up on a 43-yard run, which would be the last time the game would be tied. Sinisi helped the Hawks take a 21-14 lead when he capped a three-play drive with a 46-yard screen to regain the lead for the Hawks with 11:05 to go in the first half.

Monmouth cornerback Ayo Falae picked off an Aubrey Norris pass, returning the ball down to the Central 17 yard line. MU freshman fullback Kevin Hahn scored his first touchdown of his career on a seven yard shovel pass from Burke to give the visitor's a two touchdown lead.

Norris hooked up with Nick Colagiovanni for an easy touchdown pass after the Monmouth defender fell down to send the two teams into halftime with Monmouth holding onto a 28-21 lead.

Sinisi took his second direct snap of the game to end another drive, scoring his fourth touchdown on a four-yard run to give MU a 35-21 advantage. The red-shirt sophomore eclipsed the 100 yard mark on a 19 yard run that got the Hawks out of a second and 18, and then two minutes later Sinisi scored his fifth touchdown of the game on a four yard run, putting MU up 42-21. After the Blue Devils moved to midfield, Kevin Walsh came up with a sack on fourth down, giving the ball back to the Hawks. Monmouth moved the ball far enough for Fred Weingart to boot a 28 yard field goal, giving the Blue & White a 45-21 lead.

Sinisi scored his school record sixth touchdown on a seven yard pitch in the fourth quarter. His six touchdowns is also a NEC record by one player in a game. With 5:00 left Holmes closed the gap to 15 on a rushing touchdown, but time ran out on the Blue Devil comeback attempt.

Burke was efficient on offense, going 19-of-25 for 22 yards and two touchdowns.

MONMOUTH	7	21	17	6	- 51
CENTRAL CONN. STATE	0	21	0	15	- 36
MU - Sinisi 37 yard run (Weingart kick) 4:10 - 1st					
CC - Paul 22 yard pass from Norris (Bien kick) 14:54 - 2nd					
MU - Sinisi 3 yard run (Weingart kick) 13:15 - 2nd					
CC - Freeman 43 yard run (Bien kick) 12:49 - 2nd					
MU - Sinisi 46 yard pass from Burke (Weingart kick) 11:05 - 2nd					
MU - Hahn 7 yard pass from Burke (Weingart kick) 9:10 - 2nd					
CC - Colagiovanni, 19 yard pass from Norris (Bien kick) 1:04 - 2nd					
MU - Sinisi 4 yard run (Weingart kick) 11:37 - 3rd					
MU - Sinisi 5 yard run (Weingart kick) 6:20 - 3rd					
MU - Weingart 37 yard field goal 1:34 - 3rd					
MU - Sinisi 7 yard run (Burke rush failed) 9:41 - 4th					
CC - Freeman 8 yard run (Holmes rush) 8:07 - 4th					
CC - Holmes 16 yard run (Bien kick) 5:00 - 3rd					
	MU	CCSU			
First Downs	24	28			
Rushes - Yards	54-302	45-294			
Passing Yards	222	259			
Passes (C-A-I)	19-26-1	14-27-2			
Total Offense	524	553			
Fumbles-Lost	2-0	4-4			
Penalties-Yards	7-48	2-30			
Time of Possession	35:53	24:07			
RUSHING: MU - Sinisi 26-192 5 TD, Kiley 7-52, Giles 8-42, Easley 4-27, Yudin 2-3, Burke 6--11; CCSU - Freeman 19-130 2 TD, Hull 6-60, Norris 7-36, Holmes 7-40 TD, Roberts 1-18, McKenley 3-14, Paul 1-8, Cavanaugh 1--6					
PASSING: MU - Burke 19-25-0 192 2 TD, Weingart 0-1-1; CC - Holmes 7-13-1 118, Norris 5-9-1 91 2 TD, Cavanaugh 2-4 50					
RECEIVING: MU - Sinisi 4-86 TD, San Miguel 5-45, Yudin 3-41, Dowens 2-28, Kiley 2-5, Nalbhone 1-7, Hahn 1-7 TD, Easley 1-3; CCSU - Colagiovanni 5-103 TD, Roberts 3-58, McCullough 3-55, Paul 1-22 TD, Rossnagle 1-15, Freeman 1-6					

Monmouth Hawks 47 St. Francis - Pa. 17

Nov. 3, 2007

DeGol Field ♦ Loretto, Pa.

The Monmouth University football team won its third consecutive game as they topped Saint Francis (Pa.) 47-17 on Saturday afternoon at DeGol Field in Loretto.

Quarterback Brett Burke threw for a career-best three touchdowns, wideout Adam San Miguel had two scores and his first 100 yard receiving game of the season and David Sinisi kept his consecutive games with a score streak alive. The Hawk defenders allowed 17 points in the game while forcing a trio of St. Francis turnovers.

Sinisi scored from a yard out to give the Hawks the game's first lead 6-0 with 6:39 left in the opening quarter. The score capped a 10-play, 68-yard drive that took just over three minutes off the clock. Less than two minutes later, Sinisi took a direct snap in the shotgun and threw his first career touchdown pass to John Nalbhone to make the score 13-0 at the end of the first quarter. Fred Weingert drilled a 36-yard field goal to make the 16-0 early in the second quarter, and then Marion Easley scored his first career touchdown on a five-yard run to cap an 80-yard drive to make the score 23-0.

After a Red Flash field goal, San Miguel caught his first of two touchdown passes from Burke to make the score 30-3 with 2:58 left before halftime. Saint Francis (Pa.) scored a late first half touchdown to make the score at intermission 30-10.

After a scoreless third quarter, San Miguel and Burke hooked up again for a 58-yard touchdown, and the senior signal-caller came right back hit Steve Dowens on a 10-yard touchdown pass to make the score 44-10 with 9:09 left in the fourth quarter. Weingert hit another field goal after a second Red Flash touchdown to make the final 47-17 score.

Burke finished 17-for-30 with 224 yards and a career-high three touchdown passes. Sinisi had a 24 carries for 187 yards, his fifth 100-yard game of the season. The sophomore now ranks second in the MU record books for 100 yard games with seven. The 187 yards gained against the Red Flash now gives Sinisi an even 1,000 on the season, making him the second Hawk ever to total 1,000 rushing yards in a year (Chris Reed). San Miguel finished with seven catches for 134 yards and a pair of scores. San Miguel passed former Hawk Will Holder for second on MU's all-time career receiving list. Monmouth finished with 463 yards of total offense on the day.

MONMOUTH	13	10	7	17	- 47
SAINT FRANCIS (Pa.)	0	0	10	7	- 17
MU - Sinisi 1 yard run (Brady rush failed) 6:39 - 1st					
MU - Nalbhone 3 yard pass from Sinisi (Weingart kick) 4:46 - 1st					
MU - Weingart 36 yard field goal 14:13 - 2nd					
MU - Easley 5 yard run (Weingart kick) 6:22 - 2nd					
SF - Scullii 31 yard field goal 6:30 - 3rd					
MU - Sam Miguel 47 yard pass from Burke (Weingart kick) 2:58 - 3rd					
SF - Rivera 62 yard pass from Little (Scullii kick) 2:39 - 3rd					
MU - Sam Miguel 58 yard pass from Burke (Weingart kick) 14:10 - 4th					
MU - Dowens 10 yard pass from Burke (Weingart kick) 9:09 - 4th					
SF - Rivera 17 yard pass from Little (Scullii kick) 5:04 - 4th					
MU - Weingart 32 yard field goal 2:08 - 4th					
	MU	SFU			
First Downs	23	19			
Rushes - Yards	40-208	40-147			
Passing Yards	255	204			
Passes (C-A-I)	21-35-0	12-33-3			
Total Offense	463	351			
Fumbles-Lost	2-1	2-0			
Penalties-Yards	3-37	3-24			
Time of Possession	24:52	35:08			
RUSHING: MU - Sinisi 24-187 TD, Giles 6-29, Kiley 2-8, Easley 1-5, Folsom 1-0, Burke 6--21; SFU - Williams 24-87, Yearwood 7-32, Little 8-28, Davis 1-0.					
PASSING: MU - Burke 18-31-0 234 3 TD, Folsom 2-3-0 18, Sinisi 1-1-0 TD; SFU - Little 12-33-3 2 TD					
RECEIVING: MU - San Miguel 7-134 2 TD, Dowens 3-35 TD, Nalbhone 3-29 TD, Yudin 3-23, Easley 2-12, Sinisi 1-11, Kiley 1-7, Romeo 1-4; SFU - Rivera 5-106 2 TD, Winston 2-53, DeLeo 2-25, Bishop 1-14, Eison 1-9, Williams 1--1					

Albany Great Danes 21 Monmouth Hawks 3

Nov. 10, 2007

Kessler Field ♦ West Long Branch, N.J.

The Monmouth University football team fell 21-3 to Northeast Conference rival Albany on a Saturday afternoon at Kessler Field. The Hawks led 3-0 at halftime before Albany outscored MU 21-0 after intermission.

The last time Monmouth failed to score at least a touchdown both in any game and at home was September 29, 2004, they fell to Stony Brook 27-0.

On Albany's first possession, Monmouth's Jon Stolarz forced a fumble by wide receiver Daniel Bocanegra and Joe Cella recovered for the Hawks at the Great Dane 41-yard line. Fred Weingert booted a 31-yard field goal to cap the Hawks drive and Monmouth took a 3-0 lead with 7:28 left in the first quarter.

The score remained 3-0 through the half, and out of the halftime break, Burke's first pass of the second half was intercepted by L.B. McCloskey as he tried to hit Adam San Miguel deep and he returned it to the MU 30-yard line, setting the Great Danes up in good field position with 10 minutes left in the third quarter. Albany moved the ball down to the MU five-yard line, where Jason Fralicker connected on a 22-yard field goal to tie the game with 6:26 left in the third quarter.

Albany's Chris Lynch pinned Monmouth at their own one-yard line after a 70 yard punt with less than a minute left in the third quarter. Sinisi then was tackled was Justin Brancaccio in the end zone for a safety, making the score 5-3 with 33 seconds left in the third quarter.

On MU's next drive, Burke hit Steve Dowens over the middle on a third down conversion with 10 minutes to go in the fourth quarter, but the Blue and White's drive stalled. On Albany's next possession, Kennedy sacked Esposito to force a third and 20, and a penalty on the next play made it third and 30 from their own 13 yard line, where Esposito hit Justin Gannon on a screen pass and he raced 87 yards for a touchdown, to make the game 14-3 with six minutes left in the game.

McCarty then put Albany up 21-3 with a 67-yard touchdown run on a third and four with four minutes left.

Sinisi finished with 59 yards on 24 carries, while back up quarterback Ryan Folsom added 35 yards on a pair of fourth-quarter scrambles. Burke finished 20-of-33 passing for 138 yards. San Miguel led MU with five grabs for 47 yards, while Troy Yudin caught five passes for 29 yards. Dowens caught three passes for 30 yards in the game as well.

In the game, Sinisi's consecutive games with a touchdown streak, which stood at 20, was snapped. The streak, which had covered every game the redshirt sophomore had played in his career, was the longest in the nation at any level.

ALBANY	0	0	5	16	- 21
MONMOUTH	3	0	0	0	- 3

MU - Weingart 36 yard field goal 6:12 - 1st
 AU - Fralicker 22 yard field goal 6:25 - 3rd
 AU - Briancaccio safety 0:33 - 3rd
 AU - Fralicker 40 yard field goal 12:06 - 4th
 AU - Gannon 87 yard pass from Esposito (Esposito rush failed) 6:02 - 4th
 AU - McCarty 67 yard run (Fralicker kick) 4:07 - 4th

	ALBANY	MU
First Downs	11	13
Rushes - Yards	46-175	34-102
Passing Yards	143	142
Passes (C-A-I)	8-17-1	21-35-1
Total Offense	318	244
Fumbles-Lost	2-2	1-0
Penalties-Yards	6-60	5-40
Time of Possession	29:20	30:40

RUSHING: AU - McCarty 1-167 TD, Gannon 6-12, Simmons 2-8, Johnson 2-4, Esposito 8--16; MU - Sinisi 24-59, Folsom 2-35, San Miguel 1-7, Burke 6-5, Kiley 1--4

PASSING: AU - Esposito 8-16-1 143 TD; MU - Burke 20-33-1 138, Folsom 1-2-0 4

RECEIVING: AU - Gannon 1-87 TD, Archer 1-14, DeAraujo 1-12, Bocanegra 1-10, Beigel 1-9, Poore 1-5, Wall 1-4, Smith 1-2;
 MU - San Miguel 5-47, Yudin 5-29, Sinisi 4-11, Dowens 3-30, Nalbhone 2-24, Kiley 1-4, Easley 1--4

Duquesne Dukes 20 Monmouth Hawks 31

Nov. 17, 2007

Kessler Field ♦ West Long Branch, N.J.

The Monmouth University football team defeated future Northeast Conference member Duquesne 31-20 in their 2007 season finale at Kessler Field.

The game was a historic one for redshirt sophomore David Sinisi, who became the all-time single season rushing yardage leader, surpassing Chris Reed's total of 1,166 rushing yards in 1998. He also tied two records, the first being program's career rushing touchdown mark of 30, also held by Reed, and the second being Matt Merklinger's record of eight career 100-yard rushing games.

Monmouth got on the board first when Sinisi capped off a 10-play, 79-yard drive with a six-yard touchdown run to give the Hawks a 7-0 lead with 9:51 left in the first quarter. Duquesne responded on the ensuing drive when preseason Metro Atlantic Athletic Conference Offensive Player of the Year wide receiver Bruce Hocker hauled in a nine-yard touchdown from quarterback Kevin Rombach to make the score 7-7 with 3:11 left in the opening quarter.

Sinisi put Monmouth back into the lead with his second touchdown pass of the season, both of them to John Nalbhone. Sinisi took the direct snap and rolled right to find the senior tight end to put the Hawks on top 14-7 with 10:21 left before halftime. Duquesne scored on their next drive when Rombach found Casey Quinn on a three-yard touchdown pass, but Monmouth's Kevin Walsh blocked the extra point to keep the score at 14-13 with 4:05 left in the second quarter.

After a Monmouth drive stalled, Rombach's first pass of the drive was tipped by Ayo Falae and T.J. Cerezo intercepted the pass with 1:40 left before halftime. MU was able to translate the turnover into points with Sinisi scoring from three yards out to make the halftime score 21-13.

Out of the halftime break, Monmouth's Kenny Amsel intercepted a Rombach pass intended for Hocker and returned it 22 yards for a touchdown, boosting the MU lead to 28-13.

After holding the Dukes at bay, Monmouth was pushed back, but Weingert drilled a 30-yard field goal to make the score 31-13 at the 7:41 mark of the game.

Burke finished the game 16-for-21 passing for 187 yard, while Sinisi finished with 24 carries for 125 yards and a pair of scores. Dowens caught four passes for a career-high 88 yards, while Adam San Miguel caught four passes for 49 yards in his final game in a Monmouth uniform. Nalbhone caught three passes for 41 yards and a score as well.

Falae led the defense with nine tackles, including three for loss.

DUQUESNE	7	6	0	7	- 20
MONMOUTH	7	14	7	3	- 31

MU - Sinisi 6 yard run (Weingart kick) 9:51 - 1st
 DU - Hocker 9 yard pass from Rombach (Troyan kick) 3:11 - 1st
 MU - Nalbhone 20 yard pass from Sinisi (Weingart kick) 10:21 - 2nd
 DU - Quinn 3 yard pass from Rombach (Troyan kick blocked) 4:05 - 2nd
 MU - Sinisi 3 yard run (Weingart kick) 0:13 - 2nd
 MU - Amsel 32 yard interception return (Weingart kick) 11:07 - 3rd
 MU - Weingart 30 yard field goal 7:41 - 4th
 DU - Rasky 27 yard pass from Rombach (Troyan kick) 1:16 - 4th

	DUQUESNE	MU
First Downs	16	14
Rushes - Yards	25-84	36-137
Passing Yards	226	207
Passes (C-A-I)	23-41-2	17-22-0
Total Offense	310	344
Fumbles-Lost	1-0	1-0
Penalties-Yards	8-69	6-67
Time of Possession	31:01	28:59

RUSHING: DU - Hough 13-38, Rombach 11-31, Roberson 1-15 MU - Sinisi 24-125, Giles 4-10, Kiley 2-8, Easley 1-4, Burke 2--1

PASSING: DU - Rombach 23-41-2 226; MU - Burke 16-21-0 186; Sinisi 1-1-0 20

RECEIVING: DU - Hocker 6-43, Roberson 5-58, Carter 4-34, Hough 3-41, Rasky 2-40, D'Orsie 1-8, Quinn 1-3, Rombach 1-1
 MU - Dowens 4-88, San Miguel 4-49, Nalbhone 3-41, Yudin 2-12, Kiley 2-6, Giles 1-9, Sinisi 1-2

Monmouth Hawks 24 Rhode Island Rams 27

Aug. 30, 2008

Meade Stadium ♦ Kingston, R.I.

The Monmouth football team dropped its season opener to Rhode Island on Saturday, August 30 by a score of 27-24 but not before it rallied back from a 14 point first half deficit.

Back by 10 with just over three minutes to play, fifth-year senior Brett Burke led the Hawks on a six-play, 72-yard drive that culminated in sophomore Troy Yudin's first career touchdown catch. With just under a minute to play John Nalbhone caught the onsides kick but the Hawks were hit with an illegal touching penalty that negated the play.

Down 17-3, Monmouth's Ayo Falae returned the second-half kickoff 50 yards down to the Ram's 35. Back-to-back Sinisi runs gave the Hawks a first down on the URI 11. One play later Sinisi broke three tackles en route to the endzone for the first Monmouth TD of the season. With the score, the senior running back broke Chris Reed's record for rushing TDs with 31 career touchdowns.

The Hawk defense held URI's next drive, forcing Louis Feinstein to convert his second field goal of the game as Monmouth trailed 20-10 with 10:11 to play in the third quarter. After another dazzling Falae return, Monmouth was set up with the ball on the URI 47 yardline. On third and long, Burke hit Giles on a screen for a 30 yard pickup, setting up a first down on the Ram 19. Four plays later wideout Nick Romeo caught a tipped pass in the endzone and the Hawks cut the lead to 20-17 with 5:35 to play in the third quarter.

After a MU punt, Cassidy moved the Rams down to the Hawk 24 yardline hitting Joe Bellini over the middle for a pickup of 28 yards. Two plays later Cassidy connected with a wide open Shawn Leonard in the corner of the endzone for a touchdown. With 4:31 to play, Monmouth trailed Rhode Island 27-17, setting up the final scoring drive for MU.

URI got on the board with a play action pass on the first play following the turnover as Cassidy connected with wideout Tolbert Evans for a 26 yard TD with 10:20 to play in the opening quarter. Sinisi picked up three yards and the Hawks elected to attempt a 44 yard field goal which Fred Weingart snuck over the crossbar, cutting the lead to 7-3 with 7:24 to play in the first.

Burke finished 18-of-26 for 180 yards with two touchdowns and the pair of picks. Sinisi had 138 yards on 21 carries for 138 yards.

MONMOUTH	3	0	14	7	- 24
RHODE ISLAND	7	10	3	7	- 27

URI - Evans 26 yard pass from Cassidy (Feinstein kick) 10:20 - 1st
 MU - Weingart 44 yard field goal 7:33 - 1st
 URI - Cassidy 3 yard run (Feinstein kick) 13:08 - 2nd
 URI - Feinstein 47 yard field goal 9:42 - 2nd
 MU - Sinisi 11 yard run (Weingart kick) 13:39 - 3rd
 URI - Feinstein 27 yard field goal 10:11 - 3rd
 MU - Romeo 13 yard pass from Burke (Weingart kick) 5:35 - 3rd
 URI - Leonard 22 yard pass from Cassidy (Feinstein kick) 4:31 - 4th
 MU - Yudin 14 yard pass from Burke (Weingart kick) 1:19 - 4th

	MU	URI
First Downs	18	18
Rushes - Yards	32-140	35-93
Passing Yards	180	257
Passes (C-A-I)	18-26-2	18-32-0
Total Offense	320	350
Fumbles-Lost	0-0	0-0
Penalties-Yards	7-39	2-15
Time of Possession	29:21	30:39

RUSHING: MU - Sinisi 21-138, Giles 6-9, Burke 4-0, Romeo 1--7 URI - Hughes 15-46, Lawrence 4-27, Casey 3-14, Cassidy 9-14

PASSING: MU - Burke 18-26-2 180; URI - Cassidy 18-31 257, Leonard 0-1-0

RECEIVING: MU - Nalbhone 4-20, Dowens 3-30, Sinisi 3-29, Yudin 2-31, Giles 1-30, Romeo 1-13, Easley 1-10, Salomon 1-9, D'Urso 1-4, Kiley 1-4 URI - Leonard 6-80, Bellini 3-55, Evans 3-46, Bynum 3-8, Hughes 2-62, Johnson-Farrell 1-6

Maine Blackbears 21 Monmouth Hawks 17

Sept. 6, 2008

Kessler Field ♦ West Long Branch, N.J.

The Monmouth University football team fell to the University of Maine 21-17 on a rain-soaked afternoon last Saturday at Kessler Field. The Hawks fall to 0-2 on the season while the Black Bears improve to 1-1.

In the game, Monmouth's David Sinisi ran 29 times for a season-high 182 yards and two scores to go along with two catches for 30 yards. On second and 10 in the fourth quarter, Sinisi took a handoff for six yards to move ahead of Chris Reed for the most rushing yards in school history with 2,258. Sinisi, who is technically a redshirt junior, has rushed for three straight 100-yard games dating back to the season finale in 2007.

On a fourth-and-21 from the Monmouth 23-yard line with 2:49 left in the fourth quarter, Maine quarterback Adam Farkes lofted a pass towards the end zone that was deflected by a MU player and caught by tight end Derek Buttles for what proved to be the deciding score, putting Maine up 21-17. The Hawks were unable to mount an offensive effort on the ensuing possession and Maine ran out the clock for the win.

After the teams traded punts to begin the affair, the Hawks scored the game's first points when Fred Weingart (New Egypt, N.J./New Egypt) connected on a 27-yard field goal to cap off a 13-play, 66-yard drive that took 6:04 off the clock, giving MU a 3-0 lead. After nearly a full quarter of scoreless play, the Hawks added to their lead when David Sinisi broke loose for a 33-yard touchdown run down the right sideline to finish off a 10-play, 66-yard drive and give Monmouth a 10-0 lead with 1:04 to go before halftime.

Maine got their offense going on the ensuing possession when Farkes led the Black Bears down the field in a two-minute drill, culminating in a 16-yard touchdown pass to Landis Williams to cut the MU lead to 10-7 at the half.

The Black Bears scored first after intermission when Farkes fired his second touchdown pass of the game, this one a 27-yarder to Jeremy Kelley in the right corner of the end zone to put the guests up 14-10 with 5:37 left in the third quarter. The Hawks answered with a touchdown of their own, this one a Sinisi one-yarder to cap off a 12-play, 75-yard march that took 6:25 off the clock, giving MU a 17-14 lead with just under 10 minutes to play.

SCORE BY QUARTERS	1	2	3	4	SCORE
MAINE	0	7	7	7	21
MU	3	7	0	7	17

SCORING SUMMARY:

1st 01:11 MU WEINGART 27 yd field goal,
2nd 01:04 MU SINISI, David 33 yd run (WEINGART kick)
00:24 MAINE Williams 16 yd pass from Farkes (Harvey kick)
3rd 05:37 MAINE Kelley 27 yd pass from Farkes (Harvey kick)
4th 09:23 MU SINISI, David 1 yd run (WEINGART kick)
02:49 MAINE Buttles 23 yd pass from Farkes (Harvey kick)

	MAINE	MU
FIRST DOWNS	18	14
RUSHES-YARDS	37-131	36-182
PASSING YDS	207	95
Passes Att-Comp-Int	28-17-0	26-10-0
TOTAL OFFENSE PLAYS-YARDS	65-338	62-277
Penalties-Yards	4-30	3-20
Possession Time	30:13	29:47
Third-Down Conversions	5 of 14	7 of 16
Red-Zone Scores-Chances	2-4	2-2

RUSHING: MAINE-Fluellen 26-102; Farkes 4-22; Boone 3-13; Session 1-2; MU-SINISI, David 29-182; GILES, Bobby 3-8; TEAM 1-minus 2; BURKE, Brett 3-minus 6.

PASSING: MAINE-Farkes 17-27-0-207; TEAM 0-1-0-0. MU-BURKE, Brett 10-26-0-95.

RECEIVING: MAINE-Williams 6-61; Fluellen 3-11; Buttles 2-55; Kelley 2-29; Turcotte 2-19; Brusko 1-26; Jones 1-6. MU-NALBONE, John 3-30; ROMEO, Nick 3-26; SINISI, David 2-30; EASLEY, Marion 1-5; KILEY, Chris 1-4.

Coastal Carolina 26 Monmouth Hawks 7

Sept. 13, 2008

Kessler Field ♦ West Long Branch, N.J.

The Monmouth University football team dropped a 26-7 decision to Coastal Carolina on Saturday afternoon at Kessler Field.

The Hawks defense stiffened on the first drive of the game and CCU kicker Justin Durham converted a 28-yard field goal to give the visitors the initial 3-0 lead with 8:05 left in the first quarter. The kick capped a 9-play, 72-yard drive that took 2:52 off the clock.

On the ensuing Monmouth possession after the field goal, MU quarterback Brett Burke attempted a fade pass to Rodney Salomon that was picked off by Marrio Norman, giving the Chants the ball at their own 35-yard line. After a 42-yard pass and catch from MacDowall to receiver Jamar Anderson brought CCU down to the 2-yard line, running back Vince Starr completed the drive by burrowing into the end zone to give the Chants a 10-0 lead with 4:16 remaining in the first quarter.

The Chants then moved deep into MU territory after a scramble by MacDowall and a completion to Usher, aided by a pair of Monmouth personal fouls. The Hawks defense came up with a turnover as Jose Gumbs recovered a MacDowall fumble deep in MU territory, but the Hawks gave the ball right back when Bobby Giles fumbled around his own 20-yard line, setting the Chants up in good field position.

MacDowall then responded by firing an 18-yard touchdown pass to receiver Brandon Whitley to give CCU a 17-0 lead midway through the second quarter.

With less than a minute left in the first half, MU defensive end David Kennedy sacked MacDowall to force a third-and-12, and defensive back Ken Amsel broke up the pass on the next play. Durham then converted a 38-yard field goal to put CCU up 20-0 with 13 seconds remaining in the first half.

Coastal answered after MU turned the ball over on downs when Jamie Fordham scored a five-yard touchdown on their ensuing drive, but the extra point was missed, putting the Chants up 26-0 with 7:53 left in third quarter.

The Hawks got the crowd back on their feet when Amsel picked off a MacDowall pass with 7:20 left in the fourth quarter and returned it to the Chant's 20-yard line. From there, quarterback Andrew Mandeville engineered a short scoring drive that ended when Giles powered his way into the end zone from three yards out to cut the lead to 26-7 with 5:22 left in the game.

COASTAL CAROLINA	10	10	6	0	26
MONMOUTH	0	0	0	7	7

CCU - Durham 28 yard field goal 8:05 - 1st
CCU - Starr 2 yard run (Durham kick) 4:16 - 1st
CCU - Whitley 18 yard pass from MacDowall (Durham kick) 7:32 - 2nd
CCU - Durham 38 yard field goal :13 - 2nd
CCU - Fordham 5 yard run (Durham kick failed) 7:53 - 3rd
MU - Giles 3 yard run (Weingart kick) 5:22 - 4th

	CCU	MU
First Downs	23	16
Rushes - Yards	42-183	35-142
Passing Yards	233	125
Passes (C-A-I)	17-26-1	18-31-2
Total Offense	416	267
Fumbles-Lost	4-2	1-1
Penalties-Yards	5-40	5-46
Time of Possession	27:03	32:57

RUSHING: CCU - O'Neal 13-53, Sitton 10-51, Fordham 6-39, MacDowall 7-29, Childers 2-6, Starr 3-5, Jones 1-0 MU - Sinisi 21-79, Mandeville 4-27, Giles 7-21, Burke 1-10, Yudin 1-7, TEAM 1--2

PASSING: CCU - MacDowall 17-26-1-233; MU - Burke 14-26-2-84, Mandeville 4-5-0-41

RECEIVING: CCU - Usher 5-80, Whitley 4-39, O'Neal 2-20, Fordham 2-10, Anderson 1-41, Willis 1-19, Jones 1-15, Greene 1-9 MU - Romeo 4-34, Nalbhone 3-12, Yudin 3-9, Kiley 2-39, Easley 2-19, Salomon 2-3, Sinisi 1-7, Giles 1-2

Monmouth Hawks 30 Bryant Bulldogs 17

Sept. 20, 2008

Bulldog Stadium ♦ Smithfield, R.I.

Monmouth University's football team got its first victory of the 2008 season this past Saturday with a 30-17 victory over future Northeast Conference member Bryant College.

Running back David Sinisi ran for a pair of touchdowns to lead MU, the first of which made him Monmouth's all-time leading scorer. The Hawk defense forced two turnovers and had four sacks as head coach Kevin Callahan earned his 90th career victory.

After the teams traded punts, MU QB Brett Burke found a wide open John Nalbhone for a touchdown to give the Blue & White a 7-0 lead with 9:05 left in the first. Bryant quarterback Graber completed six straight passes on the next drive, the last one going for a five yard touchdown pass to Solimando to tie the game at 7-7.

On MU's next drive, Fred Weingart converted a 20 yard field goal with just over 10 minutes in the second half left, MU led 10-7.

Cornerback Ken Amsel picked off his second pass of the season after Graber was hit by Kevin Walsh while throwing, setting up the Hawk offense at their own 39 yardline. With junior Andrew Mandeville under center, MU moved the ball into Bryant territory but a personal foul backed the Hawks up with a second and 17 from their own 44. Evading pressure, Mandeville hit running back Bobby Giles for a 20 yard pass reception. Three plays later Giles finished the drive with a three yard touchdown run, his second of the season.

The Bulldogs set themselves up with a first and goal after halftime from the four but MU's defense came up with three straight stops, forcing Bryant to settle for a field goal, cutting the lead to 17-10 with 7:30 left in the third quarter.

Sinisi answered for MU, barreling into the endzone, becoming the Hawks all-time leading scorer in the process. Monmouth missed the extra point after a bad hold but held a 23-10 lead with 13:05 to play in regulation.

On fourth down, MU linebacker T.J. Cerezo intercepted a tipped ball in the endzone and the Hawks took over on their own 20. Three straight Sinisi runs, including a 70 yard touchdown run, ended the drive, with MU ahead 30-10 with 7:34 showing on the clock.

Graber hit Solimando late in the game for his second touchdown reception, cutting the MU lead to 30-17 with 1:57 left on the clock.

MONMOUTH	7	10	0	13	30
BRYANT	7	0	3	7	17

MU - Nalbhone 6 yard pass from Burke (Weingart kick) 9:05 - 1st
BRY - Solimando 5 yard pass from Graber (Bird kick) 3:32 - 1st
MU - Weingart 20 yard field goal 11:28 - 2nd
MU - Giles 3 yard run (Weingart kick) 1:50 - 2nd
BRY - Bird 19 yard field goal 7:30 - 3rd
MU - Sinisi 2 yard run (Mandeville rush failed) 13:05 - 4th
MU - Sinisi 70 yard run (Weingart kick) 7:34 - 4th
BRY - Solimando 4 yard pass (Bird kick) 1:57 - 4th

	MU	BRY
First Downs	14	20
Rushes - Yards	34-218	30-56
Passing Yards	179	261
Passes (C-A-I)	15-17-0	26-46-2
Total Offense	397	317
Fumbles-Lost	1-1	1-0
Penalties-Yards	9-81	4-32
Time of Possession	28:30	31:30

RUSHING: MU - Sinisi 26-171; Giles 6-24; Burke 1-15; Mandeville 1-8
BRY - Gamble 15-43; Smith 9-29; Canfora 1-3; Graber 5--19

PASSING: MU - Burke 13-15-0-150; Mandeville 2-2-0-29 BRY - Graber 26-45-1-261; TEAM 0-1-0-0

RECEIVING: MU - Kiley 3-37; Easley 3-6; Dowens 2-75; Salomon 2-19; Nalbhone 2-10; Giles 1-20; Romeo 1-8; Sinisi 1-4 BRY - DiNaso 5-70; Giffune 5-45; Solimando 5-42; South 3-41; Buckley 3-37; Gamble 3-16; Smith 1-8; Canfora 1-2

Monmouth Hawks 34 Robert Morris 26

Sept. 27, 2008

Joe Walton Stadium ♦ Moon Twp., Pa.

Monmouth picked up their first conference victory of the season with a 34-26 victory at Robert Morris on Saturday. After two straight David Sinisi runs set up a third and goal, Burke dropped back and hit Nalbone in the right corner of the endzone to give the Hawks a 7-0 lead with 7:49 to go in the first.

Burke used his legs to get the Hawks into Colonial territory on their next drive, turning a third and long into a 22 yard carry. On the next play, wide receiver Rodney Salomon took a reverse 36 yards toeing the line into the endzone to put the Hawks up 14-7 with 11:02 to play.

Two plays later Cwalinski hit James O'Quinn for the second Colonial TD. On the extra point, cornerback Ken Amsel appeared to get a hand on the ball, forcing the ball to miss the upright left as MU held a 14-13 lead.

On the following second down, Burke went deep to Yudin, who stretched his arms over the endzone to score the Hawks' third touchdown. Robert Morris moved the ball to the Monmouth 35 but the drive stalled there and MU held a 21-13 edge going into the break.

Two straight third down conversions by Sinisi set up the Hawks with a first and goal situation from the nine, when the senior took the ball the rest of the way for his 36th career touchdown, putting the Hawks up 28-19 with 4:58 to go.

A 44-yard pass from Burke to Nick Romeo set up a first and goal which led directly to a one-yard Bobby Giles touchdown. The TD marked the third straight game in which the redshirt sophomore tallied a rushing score. With over 14 minutes left in the game, MU led 34-19.

Two straight Cwalinski completions put the ball on the Monmouth 13 before Russ took the ball off tackle to the right, bounced the ball outside and ran in untouched for Robert Morris' fourth score. After the four play-86 yard drive, RMU trailed 34-26 with 13:05 to play.

Burke finished with 211 yards through the air, his first 200-yard performance of the season. Sinisi claimed his fourth 100-yard rushing performance of the year, finished with a career-high 33 carries for 152 yards and one touchdown. Yudin led the wideouts with 71 yards, including his career-best 46 yard touchdown.

Saint Francis-Pa. 15 Monmouth Hawks 42

Oct. 4, 2008

Kessler Field ♦ West Long Branch, N.J.

The Monmouth University football team, behind a school-record 247 rushing yards and four rushing touchdowns from David Sinisi, downed Saint Francis 42-15 in Northeast Conference play last week.

MU outgained the Red Flash 413-361 in the game and held a 260-39 advantage in rushing yards. Sinisi ran for his school record yards on 32 carries, one shy of his career-high for carries in a game.

Michel Avent returned the opening kickoff 45 yards to the SFU 41-yard line, setting Monmouth up with good starting field position to begin the game. The Hawks moved the ball efficiently down the field on their first drive as Sinisi capped off an eight-play, 41-yard drive with a touchdown with 10:37 left in first quarter. The Hawks held SFU to a three-and-out on their first drive of the game and Sinisi found the endzone on the ensuing MU jaunt, scoring from 10 yards out to increase the lead to 14-0 midway through the second quarter.

Later in the second quarter, Andrew Mandeville came on at quarterback and had the offense moving, but he threw an interception to Robert Horne in SFU territory. The Red Flash turned the pick into points when quarterback George Little scored a rushing touchdown from one-yard out, but Garrett Culloo blocked the extra point to keep the score 14-6 MU late in the second quarter.

Monmouth responded to the Saint Francis score with a 6-play, 74-yard scoring drive in 1:44 that Sinisi took into the endzone for his third score of the half to make it 21-6.

Saint Francis took the second half's opening kickoff and drove 71 yards on 11 plays, converting on a Zak Campbell 20-yard field to cut the lead to 21-9 with 10:43 left in the third quarter. Monmouth again answered the Red Flash score with one of their own as Burke found Romeo on a six-yard touchdown to increase the lead to 28-9.

SFU came right back and responded to the Monmouth score when they converted a fourth-and-four on their scoring drive; Omar Winston scored on an 11-yard reverse to cut the lead to 28-15 with 3:34 left in the third period. Monmouth continued their scoring streak when Sinisi scored his fourth rushing touchdown of the day from six yards out, capping off a seven-play, 46-yard drive to make the score 35-15.

Midway through the fourth quarter, Sinisi ripped off a 50-yard scamper to give him a new career-high in rushing yards in a game. Burke and Rodney Salomon ended the drive that Sinisi set his record on with a two-yard scoring connection to make the MU lead 42-15.

Monmouth Hawks 31 Wagner Seahawks 17

Oct. 11, 2008

Wagner College Stadium ♦ Staten Island, N.Y.

The Monmouth Hawks scored a pair of fourth quarter touchdowns within three minutes of each other to break a tie game en route to a 31-17 victory over Wagner on Saturday.

The two teams entered the fourth quarter knotted at 17, before quarterback Brett Burke found a wide open John Nalbone for the go ahead touchdown with 6:48 to play in regulation. After a Wagner turnover on the following series, back Dave Sinisi clinched the win with a 22 yard scoring scamper, his third of the day. The Hawks improved to 4-3 overall (3-0 NEC) with the win, while Wagner fell to 2-4 (0-2 NEC).

Burke had an impressive day throwing, completing 23-of-28 passes for 152 yards and one touchdown, while Sinisi had 16 rushes for 137 yards and a trio of scores.

The Hawks appeared to force a three and out on Wagner's first possession but a roughing the kicker call gave the Seahawks a first down along with a free 15 yards. On second and long, Abbey dropped back for a play action pass and found wideout Tyrone Collins on one-on-one coverage for a Wagner touchdown.

Down by a touchdown, it took two plays for the MU offense to move into Wagner territory. Mixing in the run and the pass, the Hawks set up a first and 10 from the Wagner 15 on a nine yard Nick Romeo reception. One play later Sinisi took the ball to the left side, breaking two Seahawk tackles en route to the Hawks' first touchdown of the game.

Collins caught his second touchdown pass of the afternoon on a 16 yard flag route, giving the Seahawks a 14-10 advantage with 2:11 showing on the clock. On a third and two, Sinisi took the ball up the middle, going untouched for 32 yards and the Hawks' second touchdown. The run, capped a four-play 61 yard drive that put the Hawks back up 17-14 with 13:15 to play in the third quarter.

Back-to-back first down passes from Abbey set the home squad up on the MU 34, before he hit Woods on a fade at the Hawk eight. On second down, Abbey was dropped by David Kennedy (Fort Lee, N.J./Paterson Catholic) and T.J. Cerezo (Stanhope, N.J./Lenape), setting up a third and goal from the 16. The Seahawks tried a draw, which was snuffed out by cornerback Joe Armet (Jackson, N.J./Jackson Memorial) setting up a 34 yard Eric Ortiz field goal attempt. After Ortiz's field goal, the game was tied 17-17.

After the two teams' traded punts in the early part of the fourth quarter before the Hawks moved the ball down to the Seahawk 29 on a six-yard third down Sinisi run. On first down, Burke hit a wide open Nalbone for a 16 yard completion and the go-ahead touchdown with 6:48 to play in the fourth quarter.

On Wagner's next possession, Abbey fumbled and the ball shot backwards where it was recovered by MU linebacker Joe Valenti (Bayonne, N.J./St. Peter's Prep). One play later, Sinisi went untouched off the right side for a 22 yard score to push the Hawk lead to 31-17 with 4:21 to play in regulation.

Giles had a career-high 75 yards on 17 carries, while Kiley hauled in six passes for a career-best 58 yards. Nalbone finished with five catches for 32 yards.

The Monmouth defense held Wagner to 228 yards of total offense, including 71 on the ground. Abby was 13-of-24 throwing two touchdowns and one interception. Ryan Middleton led the Seahawks with 55 yards on the ground while Woods finished with three catches for 59 yards. The Hawks held a 32:35-27:25 advantage in time of possession but committed 73 yards worth of penalties.

MONMOUTH	7	14	7	6	- 34
Robert Morris	0	13	6	7	- 26

MU - Nalbone 10 yard pass from Burke (Weingart kick) 7:49 - 1st
 RMU - Flowers 8 yard pass from Cwalinski (Clawson kick) 13:36 - 2nd
 MU - Salomon 36 yard run (Weingart kick) 11:02 - 2nd
 RMU - O'Quinn 12 yard pass from Cwalinski (Clawson kick failed) 3:05 - 2nd
 MU - Yudin 46 yard pass from Burke (Weingart kick) 1:38 - 2nd
 RMU - Kings 11 yard pass from Cwalinski (Johnson rush failed) 10:30 - 3rd
 MU - Sinisi 9 yard run (Weingart kick) 4:58 - 3rd
 MU - Giles 1 yard run (Weingart kick failed) 14:54 - 4th
 RMU - Russ 11 yard run (Clawson kick) 13:05 - 4th

	MU	RMU
First Downs	24	19
Rushes - Yards	47-245	31-198
Passing Yards	211	197
Passes (C-A-I)	27-16-0	23-11-0
Total Offense	456	395
Fumbles-Lost	1-0	0-0
Penalties-Yards	6-98	8-123
Time of Possession	36:59	23:01

RUSHING: MU - Sinisi 33-147, Giles 9-40, Salomon 1-36, Burke 2-24, Team 2--2. RMU - Russ 25-205, Link 2-6, Johnson 1-1, Cwalinski 3--14.

PASSING: MU - Burke 16-27-0-211. RMU - Cwalinski 11-23-0-197.

RECEIVING: MU - Nalbone 6-42, Yudin 3-71, Romeo 2-49, Dowens 1-17, Kiley 1-16, Sinisi 1-11, Easley 1-3, Salomon 1-2. RMU - Flowers 4-53,

Saint Francis	0	6	9	0	- 15
Monmouth	14	7	14	7	- 42

MU - Sinisi 1 yard run (Weingart kick) 10:37 - 1st
 MU - Sinisi 10 yard run (Weingart kick) 7:04 - 1st
 SFU - Little 1 yard run (Campbell kick blocked) 2:39 - 2nd
 MU - Sinisi 10 yard run (Weingart kick) 00:47 - 2nd
 SFU - Campbell 20 yard field goal 10:43 - 3rd
 MU - Romeo 6 yard pass from Burke (Weingart kick) 6:59 - 3rd
 SFU - Winston 11 yard run (Sipe rush failed) 3:25 - 3rd
 MU - Sinisi 6 yard run (Weingart kick) 00:16 - 3rd
 MU - Salomon 2 yard pass from Burke (Weingart kick) 3:33 - 4th

	SFU	MU
First Downs	19	22
Rushes - Yards	17-39	40-260
Passing Yards	322	153
Passes (C-A-I)	59-32-0	25-18-2
Total Offense	76-361	65-413
Fumbles-Lost	0-0	0-0
Penalties-Yards	2-20	4-46
Time of Possession	28:41	31:19

RUSHING: SFU - Williams 9-25, Winston 1-11, Little 7-3. MU - Sinisi 32-247, Mandeville 2-13, Giles 4-8, TEAM 1--2, Burke 1--6.

PASSING: SFU - Little 32-58-0-322. TEAM 0-1-0-0. MU - Burke 17-22-1-147, Mandeville 1-3-1-6.

RECEIVING: SFU - Williams 11-78, Winston 9-119, Colmer 4-15, Howze 3-66, Zarnich 2-12, Parker 1-17, Gilman 1-13, Dixon 1-2. MU - Nalbone 6-91, Kiley 3-17, Romeo 2-25, Yudin 2-13, Salomon 2-8, D'Urso 1-2,

MONMOUTH	7	3	7	14	- 31
Wagner	7	7	3	0	- 17

WC - Collins 22 yard pass from Abbey (Ortiz kick) 7:44-1st
 MU - Sinisi 15 yard run (Weingart kick) 3:52 - 1st
 MU - Weingart 42 yard Field goal 5:31 - 2nd
 WC - Collins 16 yard pass from Abbey (Ortiz kick) 2:11 - 2nd
 MU - Sinisi 32 yard run (Weingart kick) 13:15 - 3rd
 WC - Ortiz 34 yard Field goal 8:56 - 3rd
 MU - Nalbone 16 yd pass from Burke (Weingart Kick) 6:48 - 4th
 MU - Sinisi 22 yard run (Weingart kick) 4:21 - 4th

	MU	WC
First Downs	21	17
Rushes - Yards	37-195	33-71
Passing Yards	152	157
Passes (C-A-I)	23-28-0	13-24-1
Total Offense	347	228
Fumbles-Lost	1-1	2-1
Penalties-Yards	6-73	3-35
Time of Possession	32:35	27:25

RUSHING: MU -Sinisi 16-137 3TD, Giles 17-75, Burke 4--17

WC - Middleton 13-55, Davis 17-42, Abbey 3--26.

PASSING: MU - Burke 23-28-0 152 1 TD; WC - Abbey 13-24-2 157 2TD.

RECEIVING: MU - Kiley 6-58, Nalbone 5-31, Romeo 3-32, Yudin 3-17,

Easley 2-5, Salomon 1-5, Dowens 1-5, Burke 1-0, Giles 1-0; WC

-Woods 3-59, Collins 3-39 2TD, Trueblood 2-25, Zagorski 2-22,

Crawford 1-9, Middleton 1-2, O'Reilly 1-1.

Central Conn. St. 20 Monmouth Hawks 30

Oct. 25, 2008

Kessler Field ♦ West Long Branch, N.J.

The Monmouth University football team defeated Northeast Conference rival Central Connecticut State 30-20 on Homecoming at Kessler Field on Saturday afternoon. In the game, Monmouth running back David Sinisi scored four rushing touchdowns and tied former Wagner running back Rick Sarille for the NEC all-time scoring record with 300 career points.

Sinisi finished with 194 rushing yards on 29 carries to go along with his four scores. Bobby Giles added 76 rushing yards on eight carries while quarterback Brett Burke was 8-of-17 throwing the football for 93 yards on a very windy afternoon.

The Blue Devils took the game's initial lead when running back James Mallory scored on a four-yard touchdown, but Joe Izzo missed the extra point, to make the score 6-0 CCSU with 6:57 remaining in the first quarter. Central's initial drive went 13 plays and 73 yards, taking 6:10 off the clock. The Hawks, and more specifically Sinisi, responded with four unanswered scoring drives in a row, all capped off by Sinisi rushing touchdowns. His first score of the afternoon game MU a 7-6 lead with 3:32 left in the first quarter. The senior's second score, which came from 17 yards out, gave the Hawks a 14-6 lead with less than a minute left in the opening quarter.

The second quarter began the same way the first one ended with the Cedar Grove, N.J. native scoring from three yards out to push the lead to 21-6, which was the score at halftime. The Hawks then scored the second half's first touchdown when Sinisi rumbled in from 30 yards out.

Mallory scored his second touchdown of the afternoon to cut the lead to 27-13 with 3:02 left in the third quarter, but MU responded with a Eric McCutcheon 24-yard field goal, the sophomore's first of his career. The scoring concluded when Mallory scored his third and final touchdown to make the final 30-20 score with 7:01 left in the fourth quarter.

The Hawks outgained CCSU 380-316, including 287-254 on the ground. John Nalbone hauled in three passes for 58 yards while Chris Kiley caught three passes for 13 yards.

Joe Valenti paced the MU defense with seven tackles, including a half a tackle for loss. Joe Arneith added six tackles, including five solo stops while Chris Mastrangelo contributed six stops. David Kennedy added a sack and four tackles and Kenny Amsel added two tackles, his team-leading third interception of the season and two pass break-ups.

CCSU	6	0	7	7	- 20
MONMOUTH	14	7	6	3	- 30
CCSU - Mallory 4 yard run (Izzo kick failed) 6:57 - 1st					
MU - Sinisi 3 yard run (Weingart kick) 3:32 - 1st					
MU - Sinisi 17 yard run (Weingart kick) 00:54 - 1st					
MU - Sinisi 3 yard run (Weingart kick) 9:13 - 2nd					
MU - Sinisi 30 yard run (Weingart kick) 11:24 - 3rd					
CCSU - Mallory 3 yard run (Izzo kick) 3:02 - 3rd					
MU - McCutcheon 24 yard field goal 13:40 - 4th					
CCSU - Mallory 3 yard run (Izzo kick) 7:01 - 4th					
	CCSU		MU		
First Downs	19		18		
Rushes - Yards	45-254		43-287		
Passing Yards	62		93		
Passes (C-A-I)	27-7-1		17-8-0		
Total Offense	72-316		60-380		
Fumbles-Lost	0-0		1-1		
Penalties-Yards	5-38		4-30		
Time of Possession	28:14		31:46		
RUSHING: CCSU- Mallory 24-134, Norris 8-49, Vargas 8-49					
MU- Sinisi 29-194, Giles 8- 76, Burke 2-13					
PASSING: CCSU- Norris 6-18-0-61, Wanket 1-7-1-1 MU - Burke 8-17-0-93					
RECEIVING: CCSU- Roberts 4-31, Gomes 1-13, Colagiovanni 1-10, Paul 1-8 MU- Nalbone 3-58, Kiley 3-13, Dowens 1-14, Romeo 1-8					

Monmouth Hawks 17 Albany Great Danes 35

Nov. 1, 2008

University Field ♦ Albany, N.Y.

Monmouth University surrendered a 14 point halftime lead, dropping their first Northeast Conference contest of the season by a score of 35-17 to the University of Albany on November 1.

Monmouth held a 14-0 halftime lead on a pair of Brett Burke touchdown passes, while the defense held All-NEC back David McCarty to 23 yards in the first half of play. The second half was a completely different story as the Great Danes outscored the visiting Hawks 35-3.

After the opening kickoff sailed out of bounds and MU's offense took over on their own 40, Burke completed his first pass of the afternoon to Chris Kiley for a gain of eight yards. On second down Burke connected with Nick Romeo for a 21 yard touchdown strike, putting the Hawks up 7-0.

The second quarter began with Burke hitting his seventh consecutive completion, this one a six yard pass to Troy Yudin. On third and six Burke unleashed a pass over the middle that tight end John Nalbone caught in traffic for a 15-yard touchdown catch, his fourth of the season.

With Albany getting the ball first in the second half, Gannon took the kickoff to midfield, setting up the Great Danes with great field position. The home squad converted two third down conversions, before a facemask call on a six yard McCarty run set the Danes up with a first and 10 from the Hawk 11 yard line. On third down from the MU seven, Esposito hit wideout Tim Bush for a touchdown.

Monmouth's offense was held to a three and out for the second straight possession and Albany took over at the MU 48. Albany's Bush took a reverse the 19 yards needed to tie the game up with 6:26 to play to answer.

After a Sinisi fumble, Albany's Bush was hammered by Amsel after a first down reception, popping the ball loose where Stolarz recovered it at the Albany 20. Three plays later Weingart converted a 28 yard field goal attempt, regaining Monmouth the lead 17-14 with 4:20 to play in the third quarter.

The first play of the final quarter gave the Great Danes the lead, when Esposito plowed in on a quarterback sneak. Glass' extra point put the game at 21-17 with 14:55 to play in the game.

On third and one, McCarty appeared to be stopped but broke the tackle and took the ball 19 yards for Albany's fourth touchdown. The score extended McCarty's consecutive-games-with-a-touchdown streak to 17 games.

A three and out with 5:27 remaining all but doomed the Hawks as Daniels' punt was fair caught by Gannon at Albany's 44 yard line. Four minutes later, Esposito scored his second touchdown on the game to ice the game for the Great Danes.

MU	7	7	3	0	- 17
Albany	0	0	14	21	- 35
MU - Romeo 21 yard pass from Burke (Weingart kick) 9:46 - 1st					
MU - Nalbone 15 yard pass from Burke (Weingart kick) 10:23 - 2nd					
Albany - Bush 6 yard pass from Esposito (Glass kick) 10:52 - 3rd					
Albany - Bush 17 yard run (Glass kick) 6:26 - 3rd					
MU - Weingart 27 yard field goal 4:20 - 3rd					
Albany - Esposito 1 yard run (Glass kick) 14:55 - 4th					
Albany - McCarty 14 yard run (Glass kick) 6:14 - 4th					
Albany - Esposito 1 yard run (Glass kick) 2:00 - 4th					
	MU		Albany		
First Downs	14		23		
Rushes - Yards	32-137		47-273		
Passing Yards	141		107		
Passes (C-A-I)	28-17-0		20-13-0		
Total Offense	60-278		67-380		
Fumbles-Lost	3-2		2-2		
Penalties-Yards	5-51		6-68		
Time of Possession	31:21		28:39		
RUSHING: MU- Sinisi 27-118, Giles 4-26, Burke 1--7. Albany- McCarty 31-208, Esposito 11-37, Bush 1-17, Simmons 3-10, Gannon 1-1.					
PASSING: MU- Burke 17-28-0-141. Albany- Esposito 13-20-0-107.					
RECEIVING: MU- Kiley, 4-37, Yudin 4-27, Nalbone 3-37, Romeo 2-26, Sinisi 2-3, Salomon 1-9, D'Urso 1-2. Albany- Bush 9-83, McCarty 2-10, Archer 1-8, Poore 1-6.					

Sacred Heart 7 Monmouth Hawks 19

Nov. 7, 2008

Kessler Field ♦ West Long Branch, N.J.

The Monmouth University football team defeated Sacred Heart 19-7 in Northeast Conference play at a rainy Kessler Field on Saturday. The Hawks improve to 6-4 and 5-1 in the league with the win, while Sacred Heart falls to 8-2 and 4-2 in the conference with the loss. In the game, Monmouth's David Sinisi became the NEC's all-time leading scorer when he scored his first of two touchdowns late in the third quarter. He came in to the game tied with former Wagner running back Rick Sarille at 300 points.

The Monmouth defense was the story of the day, limiting the league's best offense to 183 total yards, 186 below their season average and seven points, 26.2 points below their league-best mark of 33.2 points per contest. Both totals represent season-lows for the Pioneers offense.

Monmouth kicked got a pair of field goals from Fred Weingart early to take a 6-0 lead early in the second quarter. Sacred Heart responded with an 18-play, 84-yard drive of their own, capped off when quarterback Dale Fink hit running back Evin Jones on a one-yard touchdown pass on fourth-and-goal to put the Pioneers up 7-6 at halftime.

Sinisi took over after halftime, scoring a pair of rushing touchdowns, the first of which set the conference scoring record. The senior ran 29 times for 87 yards in the game. Quarterback Brett Burke enjoyed his finest performance of the season, completing 20-of-25 passes for 227 yards in a steady rain. John Nalbone hauled in five passes for 71 yards in the game, while Rodney Salomon caught three passes for 41 yards. Steve Dowens made three catches for 37 yards while Nick Romeo caught of passes for 21 yards.

The Monmouth defense, which limited Jones to 26 yards, almost 100 below his season average, was paced by Jeff Brady eight tackles and first career interception. Kendall Haley made seven tackles, including four solo stops. David Kennedy made two tackles-for-loss and had a sack and a pass break-up in the game.

Fink was 19-of-33 passing for 150 yards in the game, 75 yards below his season average. Tony Patterson caught six passes for 47 yards while Steve Tedesco pulled down five passes for 52 yards. Brian Flumere made nine tackles in the game for SHU, while Rich Marrone made six stops.

The game also marked Senior and Family Day, and the Hawks celebrated their 13 senior student-athletes playing in their final home game.

SHU	0	7	0	0	- 7
MU	3	3	7	6	- 19
MU - Weingart 41 yard field goal 10:17 - 1st					
MU - Weingart 24 yard field goal 11:42 - 2nd					
SHU - Jones 1 yard pass from Fink (Schroeder kick) 2:27 - 2nd					
MU - Sinisi 3 yard run (Weingart kick) 00:26 - 3rd					
MU - Sinisi 12 yard run (Burke pass failed) 8:58 - 4th					
	SHU		MU		
First Downs	12		20		
Rushes - Yards	15-33		34-80		
Passing Yards	150		227		
Passes (C-A-I)	33-19-1		26-20-0		
Total Offense	48-183		60-307		
Fumbles-Lost	0-0		0-0		
Penalties-Yards	9-75		11-65		
Time of Possession	23:14		36:39		
RUSHING: SHU- Jones 10-26, Fink 3-4, Friedman 2-3. MU- Sinisi 29-87, Giles 4-5, Burke 1--12.					
PASSING: SHU- Fink 19-33-1-150. MU- Burke 20-25-0-227. Team 0-1-0-0.					
RECEIVING: SHU- Patterson 6-47, Tedesco 5-52, Rossi 4-29, Jones 3-15, Kemp 1-7. MU- Nalbone 5-71, Salomon 3-41, Dowens 3-37, Romeo 2-21, Yudin 2-18, Easley 2-16, Sinisi 1-14, Kiley 1-5, Giles 1-4.					

Monmouth Hawks 30 Duquesne Dukes 14

Nov. 14, 2008

Rooney Field ♦ Pittsburgh, Pa.

Monmouth's offense racked up a season-high 497 yards while junior David Sinisi ran for a trio of scores to set the school record for touchdowns in a season en route to Monmouth's 37-14 victory at Duquesne.

MU trailed 14-10 late in the first quarter, then rattled off 27 unanswered points in the win. Quarterback Brett Burke, playing in his final game, threw for the second most yards in his career (and a season high), finishing with 263 yards and two touchdowns on 14-of-23 passing attempts. Sinisi had 174 yards on 23 attempts (7.6 avg) and three touchdowns, while tight end John Nalbone hauled in two catches for 89 yards. The Hawks wrapped up the 2008 season with a 7-4 overall mark and a 6-1 Northeast Conference record.

The Monmouth defense held the NEC's best passing attack to 134 yards, while Duquesne quarterbacks were sacked four times. Walsh ended his career with a spectacular day, finishing with six tackles (including four for a loss), two sacks, a forced fumble and a fumble recovery. Jose Gumbs led the Hawks in tackles with eight. Duquesne managed just 195 yards of total offense in the game, marking just the second time all season the Dukes were held under 200 yards of total offense.

The Hawks struck first after receiving the ball to begin the game on a Sinisi one-yard run after a 37 yard pass from Burke to Romeo set up the scoring drive. Duquesne answered minutes later with a Rombach keeper. With 4:08 to play in the first quarter, kicker Fred Weingart.

Duquesne took their first lead of the game when Michigan state transfer Connor Dixon connected with Brian Layhue for a 3 yard TD pass.

With 3:40 to play in the third quarter, Sinisi exploded for a 33 yard score that would put MU on top of the scoreboard for good. Burke and future NFL draft pick John Nalbone connected for an 83 yard touchdown bomb with 1:20 remaining in the 3rd, and Sinisi added another short TD run in the fourth quarter to make the score 37-14.

Sinisi finished his record setting season with 22 touchdowns and 1674 rushing yards. With the 7-4 record, 2008 marked the 10th time in school history the Hawks had a winning season.

MU	17	0	13	7	- 37
DU	14	0	0	0	- 14

MU - Sinisi 1 yard run (Weingart kick) 8:55 - 1st
DU - Rombach 10 yard run (Trojan Kick) 7:36 - 1st
MU - Weingart 39 yard kick 4:08 - 1st
DU - Layhue 3 yard pass from Dixon (Trojan kick) 1:30 - 1st
MU - Salomon 57 yard pass from Burke (Weingart kick) 00:42 - 1st
MU - Sinisi 33 yard run (Weingart kick) 3:40 - 3rd
MU - Nalbone 83 yard pass from Burke (Weingart kick failed) 1:20 - 3rd
MU - Sinisi 1 yard run (Weingart kick) 13:56 - 4th

	MU	DU
First Downs	22	12
Rushes - Yards	39-234	27-61
Passing Yards	263	134
Passes (C-A-I)	14-23-1	18-27-0
Total Offense	62-497	54-194
Fumbles-Lost	0-0	1-1
Penalties-Yards	5-42	4-30
Time of Possession	31:27	28:33

RUSHING: MU- Sinisi 23-174, Giles 12-67, Caprio 3-3, Burke 1--10 **DU**- Williams 15-38, Rombach 8-14, Smoot 1-8, Hough 1-3, Dixon 2--2

PASSING: MU- Burke 14-23-1-263 **DU**- Rombach 12-16-0-71, Dixon 6-11-0-63

RECEIVING: MU- Yudin 3-23, Nalbone 2-84, Salomon 2-62, Romeo 2-45, Kiley 2-18, Sinisi 2-9, Dowens 1-17 **DU**- Spinks 7-57, Williams 4-2, Layhue 2-24, Roorback 1-18, Carter 1-13, Hough 1-10, Spragg 1-6,

Colgate Raiders 35 Monmouth Hawks 23

Sept. 5, 2009

Andy Kerr Stadium ♦ Hamilton, N.Y.

Despite holding a 16-14 halftime lead, Monmouth University's football team fell to 0-1 on the season after dropping a 35-23 affair to Colgate on the road Saturday night.

Colgate scored twice under a minute in the third quarter to regain the lead while forcing a pair of MU turnovers en route to the season opening victory. The Raider defense held Monmouth scoreless almost the entire second half until 2:40 were left on the scoreboard.

After stopping the opening MU drive at the 'Gate 38, the Raiders used a mix of runs and passes, including two converted third and longs en route to the game's first touchdown. The 14 play- 98 yard drive ate up 6:51 of game time and ended with a one yard Nate Eachus touchdown run, giving the Raiders 1 7-0 advantage. The 98 yard drive was the longest in Colgate football history.

On Monmouth's second drive, redshirt freshman Kyle Frazier and company took over after another solid Mike Avent kickoff return. Frazier went three-for-three on the drive, with tailback David Sinisi rushing for 28 yards on the 10 play drive that covered 50 yards. Sinisi tied the game up when he rumbled in the endzone from two yards out on second down.

'Gate answered right back, moving the ball through the air and eventually taking a 14-7 lead on a Greg Sullivan to Pat Simonds nine yard touchdown pass. The score was set up by a 23 yard completion from Sullivan to Doug Rosnick in the middle of the field.

It took two plays for the Hawks to score, with Sinisi following up a first down run with a 50 yard screen pass which he took to the house. Eric McCutcheon missed the extra point wide left and MU trailed with 8:39 to play by a score of 14-13.

With 16 seconds left before the break, McCutcheon converted a 23 yard field goal to give MU a 16-14 lead.

The Raiders' drive went for 11 plays and covered 74 yards to give the home squad a 21-16 lead with 7:28 to play.

On the ensuing kickoff Colgate intentionally kicked the ball shallow, and Raider Zach LaSavage found himself with the ball for MU's first turnover. Two plays later Eachus ran untouched for 35 yards to give 'Gate a 28-16 lead.

MU	0	16	0	7	- 23
CU	7	7	14	7	- 35

CU - Eachus 1 yard run (Colborne kick) 4:46 - 1st
MU - Sinisi 2 yard run (McCutcheon kick) 13:47 - 2nd
CU - Simonds 3 yard pass from Sullivan (Colborne kick) 9:53 - 2nd
MU - Sinisi 50 yard pass from Mandeville (McCutcheon kick failed) 8:48 - 2nd
MU - McCutcheon 23 yard kick 0:16 - 2nd
CU - Eachus 4 yard run (Colborne kick) 7:28 - 3rd
CU - Eachus 35 yard run (Colborne kick) 6:41 - 3rd
CU - Simonds 28 yard pass from Sullivan (Colborne kick) 7:24 - 4th
MU - George 11 yard pass from Sinisi (McCutcheon kick) 2:40 - 4th

	MU	CU
First Downs	17	22
Rushes - Yards	36-154	51-258
Passing Yards	146	136
Passes (C-A-I)	14-20-0	8-14-0
Total Offense	56-300	65-394
Fumbles-Lost	3-2	1-1
Penalties-Yards	9-55	6-51
Time of Possession	28:58	31:02

RUSHING: MU- Sinisi 26-102 TD, Mandeville 6-33, Salomon 1-9, Giles 2-6, Frazier 1-4 **CU**- Eachis 2-139 3TD, Sullivan 14-83, Colon 13-33, Simonds 2-5

PASSING: MU- Frazier 6-9-0 38, Mandeville 7-9-0 97, Sinisi 1-1 11 1 TD **CU**- Sullivan 8-14-0 136 2 TD

RECEIVING: MU- Salomon 5-39, Sinisi 3-56, George 3-26, Lauch 2-11, Romeo 1-14 **CU**- Simonds 4-80 2 TD, Rosnick 3-41, Cadet 1-15

Coastal Carolina 24 Monmouth Hawks 17

Sept. 12, 2009

Brooks Stadium ♦ Conway, S.C.

Monmouth University's football team fell to 0-2 on the season after suffering a 24-17 setback at Coastal Carolina last Saturday.

Back by two scores, MU corner Mike Avent came up with his first career interception with 5:31 to go, giving the Hawks a fresh set of downs on the Coastal 41. Kyle Frazier connected with Ron Lauch on a fade, bringing the Hawks one score closer.

After trading punts, on third and 10 from the MU 45, Monmouth's Brian Brikowski intercepted a Zack MacDowell pass and returned it 53 yards down to the Coastal five yardline. It was the first time a Monmouth defender intercepted an opposing quarterback since a 2008 win over Sacred Heart.

It took four plays for the Hawks to take the lead, with Sinisi barreling in on the left hash for a one-yard touchdown with 3:02 left in the first quarter. On the ensuing Chanticleer possession, David Kennedy dropped MacDowell for a five yard loss on second down but a 16 yard MacDowell to David Duran completion gave the home squad a fresh set of downs. Three plays later MacDowell found a wide open Chris Presley on the right sideline for a 50 yard touchdown pass to tie the game at 7-7.

MacDowell needed just over two minutes to get the Chants efficiently down the field. The junior went five-of-seven on the drive while rushing for an additional 14 yards while driving his squad to the MU five. Monmouth's defense held on three straight drives, where Jeff Durham nailed a 24 yard field goal for the Chants first lead of the game.

It would only take the Chanticleers eight plays of the second half to tally their second TD of the game. On a third and seven, Duran hauled in a MacDowell pass over the middle and sprinted for a 47 yard gain, getting caught from behind at the MU three yard line. Two plays later tailback Eric O'Neal powered into the endzone putting Coastal up 17-7.

Monmouth answered on their opening possession of the quarter, mainly on the legs of Sinisi who ran the ball six times for 38 yards. Facing a fourth and one from the Coastal eight, Callahan called on Eric McCutcheon to convert a 24 yard field goal, cutting the lead to 17-10.

Coastal responded with a 13 play drive that ended with a four-yard O'Neal touchdown run that put his team ahead 24-10 with 13:40 to play.

MU	7	0	3	7	- 17
CC	0	10	7	7	- 24

MU - Sinisi 1 yard run (McCutcheon kick) 3:02 - 1st
CC - Presley 50 yard pass from MacDowell (Durham kick) 11:40 - 2nd
CC - Durham 24 yard field goal 0:15 - 2nd
CC - O'Neal 3 yard run (Durham kick) 11:56 - 3rd
MU - McCutcheon 24 yard field goal 4:18 - 3rd
CC - O'Neal 4 yard touchdown run (Durham kick) 13:40 - 4th
MU - Lauch 19 yard pass from Frazier (McCutcheon kick) 5:04 - 4th

	MU	CC
First Downs	9	24
Rushes - Yards	31-97	54-207
Passing Yards	77	203
Passes (C-A-I)	9-8-0	19-14-2
Total Offense	40-174	73-410
Fumbles-Lost	0-0	0-0
Penalties-Yards	9-76	4-40
Time of Possession	25:55	34:05

RUSHING: MU- Sinisi 21-84, Giles 1-8, Frazier 1-3, Mandeville 6-2, Hahn 1-2 **CC**- Fraser 14-74, O'Neal 17-64 2 TD, Height 11-48, MacDowell 10-21, Sullivan 1-2, Team 1-minus 2

PASSING: MU- Mandeville 5-6-0 27, Frazier 3-3 50 **CC**- MacDowell 14-19-2-203

RECEIVING: MU- Lauch 2-28 TD, Salomon 2-17, George 2-5, Sinisi 1-22 Henderson 1-5 **CC**- Whitley 4-34, Duran 3-82, O'Neal 3-16, Fraser 2-8, Presley 1-50, Morgan 1-13

Duquesne Dukes 10 Monmouth Hawks 17

Sept. 19, 2009

Kessler Field ♦ West Long Branch, N.J.

The Hawks rode an opportunistic defense and another 100-yard rushing performance from senior David Sinisi for their first win of the season, 17-10 over Duquesne.

The defense forced four turnovers with two fumble recoveries and two interceptions, including the game's decisive play, a 65-yard pick for a score from junior safety Kendall Haley with 6:22 left in the game. Haley picked the pass off near the middle of the field, cut to right sideline and back across the field, breaking tackles in the process, for the winning score.

After a scoreless first quarter, the Dukes took the game's first lead when Eric Duale connected on a 37-yard field goal with 10:34 left in the first half. The Hawks responded with their own long scoring drive, marching 63 yards on 10 plays, capped by a Sinisi one-yard scoring plunge with 4:58 left before halftime to take a 7-3 lead. The Dukes were able to take a 10-7 lead going into halftime after fullback Marek Lupinski scored on an 11-yard pass from Rombach with 32 seconds left.

After Duquesne forced a Monmouth punt early in the third, the Hawks special teams were able to get the ball back. Running back Bobby Giles hit DU returner Dave Williams and forced and recovered a fumble at the 17-yard line. From there, kicker Eric McCutchen converted a 30-yard field goal to draw MU even at 10-10, setting up Haley's heroics.

Sinisi led the way offensively with 122 yards rushing on a season-high 32 carries; the 19th time the senior has gone over the century mark in his career. He also surpassed Robert Morris' Sam Dorsett as the NEC's second all-time leading rusher. Rodney Salomon hauled in a career-high tying five passes for a career-best 64 yards. Mike Roeder, Kevin Hahn, Alex Laipple and Mike D'Urso each logged their first catches of the year. Laipple and Roeder also each caught their first career passes in the contest as well.

Brian Brikowski and Jon Stolarz each led the defense with eight tackles. Joe Valenti, Kenny Amsel and Kendall Haley each added six tackles. Valenti and Amsel also added a tackle-for-loss, while Haley also contributed a forced fumble to go along with his game-turning interception. Mike Avent contributed five tackles, including one for loss and fumble recovery. David Kennedy had five tackles, one sack and 1.5 tackles for loss.

Monmouth Hawks 31 Old Dominion 28

Sept. 26, 2009

Foreman Field ♦ Norfolk, Va.

Backed by running back David Sinisi's career-high 41 carries, Monmouth handed Old Dominion its first loss of the 2009 season, 31-28 two weeks ago at Foreman Field.

Sinisi recorded his third 200+ yard rushing performance, grinding out 216 yards and running for a pair of scores while throwing another in the game that found his Hawks down 14-0 just 2:53 into the game. The Hawks overcame two special teams turnovers that led directly to ODU touchdowns.

The Monarchs scored on drives of six plays, three plays, three plays and one play, as Monmouth dominated the time of possession, 39:11-20:49. The Hawks were also 11-of-16 on third down, while the MU defense held ODU to just three-of-14. The fourth quarter belonged to Monmouth, who held the ball for 13:14 while outgaining the Monarchs 150-15, 109 coming from Sinisi's 17 carries in the period.

ODU scored twice in the game's first 2:53 to take an early 14-0 lead. MU responded cutting the lead to seven after Sinisi went virtually untouched on third and short for eight yards and the score. With the Monarch's driving again, Ken Amsel intercepted a pass and returned it 55 yards up the left sideline to the ODU 30. The pick gave Amsel six in his career, moving him into ninth all-time at MU.

Sinisi scored again, finishing a drive with his 57th career touchdown, tying the game 14-14 with 7:36 to play in the half. Kicker Jake DeVento gave the Hawks their first lead of the game, converting a 31 yard field goal on the first possession of the second half to give MU a 17-14 advantage. With 4:35 to play in the third quarter, Old Dominion drove 50 yards on three plays to go up 21-17 on the Hawks.

Sinisi responded again, this time finding a wide open Bobby Giles for the TD, putting the Hawks back ahead with 1:31 to play in the third.

QB Kyle Frazier hit tight end Tyler George for a score from eight yards out to put the Blue & White ahead 31-21.

Frazier, in his first career start, went 14-of-19 with 138 yards and a touchdown. Giles had a career-high four catches for 47 yards and a touchdown. George also had a career-best three catches for 29 yards and a score.

MU	7	7	10	7	31
ODU	14	0	7	7	28
ODU - Mayers 55 yard pass from DeMarco (Hareza kick) 13:05 - 1st					
ODU - Davis 7 yard pass from DeMarco (Hareza kick) 12:07 - 1st					
MU - Sinisi 8 yard run (McCutcheon kick) 9:34 - 1st					
MU - Sinisi 1 yard run (McCutcheon kick) 7:36 - 2nd					
MU - Delvento 31 yard kick 10:25 - 3rd					
ODU - DeMarco 9 yard run (Hareza kick) 4:35 - 3rd					
MU - Giles 24 yard pass from Sinisi (Delvento kick) 1:31 - 3rd					
MU - George 8 yard pass from Frazier (Delvento kick) 10:10 - 4th					
ODU - Williams 15 yard run (Hareza kick) 6:56 - 4th					
	MU	ODU			
First Downs	25	17			
Rushes - Yards	53-259	27-167			
Passing Yards	171	215			
Passes (C-A-I)	16-21-0	16-36-2			
Total Offense	74-430	63-382			
Fumbles-Lost	4-2	0-0			
Penalties-Yards	3-25	6-50			
Time of Possession	39:11	20:49			
RUSHING: MU- Sinisi 41-216 2TD, Giles 4-17, Mandeville 2-14, Frazier 5-14, ODU- Crawford 9-64, Williams 5-43 TD, DeMarco 10-42 TD, Parham 3-18					
PASSING: MU- Frazier 14-19-0-138 TD, Sinisi 1-1-0-24 TD, Mandeville 1-1-0-9, ODU- DeMarco 16-35-1-215 2TD, Hareza 0-1-1-0					
RECEIVING: MU- Giles 4-47 TD, Lauch 3-33, George 3-29 TD, Salomon 3-28, Hahn 2-20, Folsom 1-14 ODU- Evans 5-71, Mayers 3-83 TD, Jackson 3-21, Williams 2-2, Edwards 1-27, Crawford 1-8, Davis 1-7 TD					

Wagner Seahawks 27 Monmouth Hawks 24

Oct. 10, 2009

Kessler Field ♦ West Long Branch, N.J.

The Monmouth University football team fell behind early to Wagner and could not complete its second half comeback attempt, falling 27-24 to Wagner.

The Hawks, trailing by three to the Seahawks, missed a game-tying field goal attempt as time expired when Eric McCutchen's 37-yarder fell short. MU had trailed Wagner 27-17 entering the final period, cutting the lead to three when David Sinisi scored from eight yards out to cut the visitor's advantage to three.

The Seahawks struck first in the game when they scored on a trick play as Lon Woods completed a 40-yard touchdown to David Crawford off a double reverse pass with 7:27 left in the first quarter.

The Hawks got back in the game when safety Jose Gumbs picked off a Wagner pass and returned it 35 yards for a touchdown to the tie game with 2:48 left in the opening quarter. WC got a 30-yard kickoff return from Frantz Placide on the ensuing possession out to the MU 37-yard line. From there, Doscher hit Wagner's second big play, a 37-yard scoring strike to Woods to put the Seahawks up 14-7.

Monmouth was able to respond when Kyle Frazier drove the team down to the Wagner 18-yard line on its next possession. McCutchen connected on a 35-yard field goal to cut the lead to 14-10 with 12:59 left before halftime. Wagner struck for its third long touchdown of the half as Doscher hit a streaking Woods for a 43-yard score 18 seconds shy of the half. Wagner's extra point was blocked, so they took a 20-10 lead into the half.

MU hit when Bobby Giles scooted 60 yards for a score early in the third quarter, a career-long rush for the senior, cutting the lead to 20-17. The Seahawks responded with a long, 14-play drive that consumed seven and a half minutes of the third quarter, culminating in a 14-yard TD run from Doscher.

Sinisi had 124 rushing yards on 27 carries. Giles added 66 yards on two carries and a score. Frazier completed 15-of-27 passes for 164 yards in the game, with Ron Lauch having a career day with seven catches for 70 yards. Tyler George caught four passes for 53 yards while freshman Matt Plautz made his first career catch, a 17-yarder.

Gumbs led the MU defense with 10 tackles, including two for loss, with a sack, forced fumble and the interception.

WAGNER	14	6	7	0	27
MONMOUTH	7	3	7	7	24
WAGNER - Crawford 40 yd pass from Woods (Lopez kick) 7:27 - 1st					
MU - Gumbs, 35 yd interception return (McCutcheon kick) 2:48 - 1st					
WAGNER - Woods 37 yd pass from Doscher (Lopez kick) 2:26 1st					
MU - McCutcheon 35 yd field goal 12:59 - 2nd					
WAGNER - Woods 43 yd pass from Doscher (Lopez kick blkd) :18 - 2nd					
MU - Giles 60 yard run (McCutcheon kick) 12:18 - 3rd					
WAGNER- Doscher 14 yard run (Lopez kick) 4:32 - 3rd					
MU - Sinisi 8 yard run (McCutcheon kick) 14:54 - 4th					
	WC	MU			
First Downs	19	19			
Rushes - Yards	33-124	38-202			
Passing Yards	300	164			
Passes (C-A-I)	15-28-1	15-29-0			
Total Offense	61-424	67-366			
Fumbles-Lost	2-1	1-0			
Penalties-Yards	1-5	5-29			
Time of Possession	36:21	23:39			
RUSHING: WC- Williams 18-72, Doscher 14-55 TD, Woods 1- -3, MU- Sinisi 27-124 TD, Giles 2-66 TD, Frazier 8-14					
PASSING: WC- Doscher 14-27-1-260 2TD, Woods 1-1-0-40 TD MU- Frazier 15-27-0-164					
RECEIVING: WC- Woods 6-117 2TD, Williams 3-47, Crawford 2-60 TD, Collins 2-45, Matthews 1-20, O'Reilly 1-11 MU- Lauch 7-70, George 4-53, Folsom 1-20, Plautz 1-17, Laipple 1-4, Giles 1-0					

Monmouth Hawks 42
Sacred Heart 20

Oct. 17, 2009
Campus Field ♦ Fairfield, Conn.

The Monmouth offense compiled a season-high 513 yards as redshirt freshman Kyle Frazier passed for a career-high 322 yards and four touchdowns as Monmouth cruised past Sacred Heart 42-20.

Frazier became the first Monmouth signal caller to throw for over 300 yards since Brian Boland threw for 348 in a 2005 loss at Lehigh.

Lauch, who had a career-high three-catches for 114 yards became the first Hawk to earn 100 yards receiving since Adam San Miguel had a 134 yards against Saint Francis in 2007. David Sinisi ran for 135 yards on 20 carries with two touchdowns while catching another for a 50 yard score.

Leading 21-6 coming out of halftime, Monmouth's defense forced a three and out and the offense took just under four minutes to score their fourth TD of the game. The drive started with a heavy dose of Sinisi, with freshman Matt Plautz and Mike D'Urso picking up third downs through the air. Frazier threw his third touchdown of the game, a beautifully placed pass over the shoulder of tight end Mike Roeder for a 23 yard scoring strike.

On Monmouth's next possession, Sinisi took a direct snap and went untouched 48 yards for his third touchdown of the game, pushing the Blue & White's lead to 35-6 with 8:39 to play in the third quarter.

The Hawks offensive prowess continued, as MU scored their sixth touchdown on a seven yard Ryan Folsom reception, the first TD catch of his career.

Fink moved the Pioneers down the field quickly on SHU's first possession, completing three straight first down passes to set up a first down on the MU 14 yardline. The Hawk defense held, forcing three consecutive incompletes but Sacred Heart's Jason Plescow converted a 25 yard field goal to give the home squad a 3-0 lead.

It took two plays for Monmouth to take a 7-3 lead, as Frazier rolled out on the second down and hit a wide open Ron Lauch who raced 58 yards for the Hawk touchdown. The connection was a career-long pass for Frazier as well as a career-long reception for Lauch.

Monmouth converted two third downs through the air on its third possession of the game before Frazier launched a 36 yard pass on far sideline that was caught by Folsom on the SHU 11. Two plays later Folsom caught a ball on a crossing route and batted down to the one with Sinisi finishing off the drive to give MU a 13-3 lead with 2:22 left in the first quarter.

Sinisi scored his second touchdown of the game, this time through the air, when the fifth year senior took a screen pass and went virtually untouched for 50 yards and MU's third score of the game. With the pass, Frazier eclipsed his career high in passing, with almost eight minutes to play in the half.

Sacred Heart converted a 23 yard field goal with 2:49 to play in the half then had a shot at another but Monmouth's defense tackled Coles in bounds on the five yard line and time expired.

Frazier completed passes to 10 receivers, including five to Folsom who had 86 yards, both career-bests. Sophomore Alex Laipple hauled in a career-best three passes, while Roeder's touchdown was the first of his career.

Safety Kendall Haley tallied career-high 11 tackles, while linebacker Joe Valenti finished with 10. Junior Dave Ogden was credited with 1.5 sacks on the day and two tackles.

MU	14	7	14	7	- 42
SHU	3	3	0	14	- 20

SHU - Plescow 25 yard field goal 11:20 - 1st
 MU - Lauch 58 yard pass from Frazier (McCutchen kick) 10:31 - 1st
 MU - Sinisi 1 yard run (McCutchen kick) 2:22 - 1st
 MU - Sinisi 50 yard pass from Frazier (McCutchen kick) 7:53 - 2nd
 SHU - Plescow 22 yard field goal 7:53 - 2nd
 MU - Roeder 23 yard pass from Frazier (McCutchen kick) 9:59 - 3rd
 MU - Sinisi 48 yard run (McCutchen kick) 8:39 - 3rd
 MU - Folsom 7 yard pass from Frazier (McCutchen kick) 13:50 - 4th
 SHU - Coles 7 yard pass from Fink (Plescow kick) 9:42 - 4th
 SHU - Tedesco 25 yard pass from Fink (Plescow kick) 1:27 - 4th

	MU	SHU
First Downs	22	26
Rushes - Yards	32-183	26-81
Passing Yards	330	373
Passes (A-C-I)	26-19-1	54-36-0
Total Offense	58-513	80-454
Fumbles-Lost	0-0	1-0
Penalties-Yards	4-25	4-43
Time of Possession	29:04	30:56

RUSHING: MU- Sinisi 20-135 2TD, Giles 7-30, Sloan El 3-13, Folsom 1-9, Frazier 1- -4, SHU- Coles 5-48, Friedman 12-34, Fink 9- -1

PASSING: MU- Frazier 18-24-0-322 4TD SHU- Fink 36-54-0-373 2TD

RECEIVING: MU- Folsom 5-86 TD, Lauch 3-114 TD, Laipple 3-13, Plautz 2-12, Sinisi 1-50 TD, Roeder 1-23, D'Urso 1-10, Giles 1-8, Henderson 1-8, George 1-6 SHU- Tedesco 11-168 TD, Patterson 6-72, Coles 5-41, Rossi 5-39, Friedman 5-22, Jamiel 3-21, Rapp 1-10

Albany Great Danes 35
Monmouth Hawks 10

Oct. 24, 2009
Kessler Field ♦ West Long Branch, N.J.

The Monmouth University football team fell to first-place Albany 35-10 on Homecoming at Kessler Field on Saturday afternoon. In the contest, MU fifth-year senior running back David Sinisi (Cedar Grove, N.J./Cedar Grove) became the Northeast Conference's all-time career rushing leader, eclipsing the previous mark of Wagner's Rick Sarille.

The two squads traded punts twice to begin the contest, and on Monmouth's third punt of the game it pinned Albany on its own six-yard line. Forcing the Great Danes to pass from deep inside their own territory, MU safety Kendall Haley (Olney, Md. /Good Counsel) picked off UAlbany quarterback Vinny Esposito and took it to the Great Danes 21-yard line.

The Hawks drive stalled and they settled for a Jake DelVento (Toms River, N.J. /Toms River South) 32-yard field goal to take a 3-0 lead with 12:21 left before halftime.

Albany took control of the contest from that point on, scoring the game's next 28 points over the next two quarters. The Great Danes began their scoring with an Esposito five-yard scoring pass to John Lullen, capping off an eight-play, 70-yard drive, to take a 7-3 lead with 8:48 left before the half.

The Great Danes got another score before the half when QB/RB Andrew Smith scored on a one-yard plunge to take a 14-3 lead with just less than two minutes to go in the opening half.

UAlbany scored twice in the first 5:01 of the second half, first on a 31-yard receiver pass from Smith to Tim Bush, and then a Justin Gannon 23-yard scamper, to take a 28-3 lead with 9:59 left in the third quarter. MU broke the Great Danes scoring streak when Sinisi scored from three yards out, but that was all Monmouth could muster in the game.

Esposito scored on a one-yard run to conclude the game's scoring with 13:42 left in the final quarter.

Albany outgained MU 320-268 in total yards, including 172-83 on the ground. The Hawks did hold the ball for 32:41, compared to 27 minutes for the Great Danes. Sinisi broke the record in the second half en route to gaining a game-high 84 yards on 21 carries. The fifth-year senior back now has 4,479 yards, eclipsing Sarille's previous mark. He also caught four passes for 66 yards in the contest.

Redshirt freshman QB Kyle Frazier (Gaithersburg, Md. /Damasus) completed 18-of-27 passes for 185 yards in the game, but he was sacked four times in the contest. Senior Ron Lauch (Wall, N.J./Wall) led the MU receiving corps with six catches for 67 yards in the game.

David McCarty, who left the game in the third quarter, finished with nine rushes for 64 yards. Gannon ran 13 times for 52 yards while Smith rushed 12 times for 36 yards. Receiver Tim Bush caught seven balls for 114 yards in the game, including a 41-yard long. Esposito completed 12-of-19 passes for 117 yards, and added 20 rushing yards.

Haley led the Monmouth defense with 11 stops, a tackle for loss and a career-best two interceptions. Fellow safety Jose Gumbs (Queens, N.Y. /Hebron Academy) added 11 tackles and a TFL, while linebacker Joe Valenti (Bayonne, N.J. /St. Peter's Prep) had seven stops.

ALBANY	0	14	14	7	- 35
MU	0	3	7	0	- 10

MU - DelVento 32 yard field goal 12:21 - 2nd
 ALBANY - Lullen 5 yard pass from Esposito (Glass kick) 8:48 - 2nd
 ALBANY - Smith 1 yard run (Glass kick) 1:48 - 2nd
 ALBANY - Bush 31 yard pass from Smith (Glass kick) 12:11 - 3rd
 ALBANY - Gannon 23 yard run 9:59 - 3rd
 MU - Sinisi 3 yard run (DelVento kick) 4:05 - 3rd
 ALBANY - Esposito 1 yard run (Glass kick) 13:42 - 4th

	ALBANY	MU
First Downs	17	14
Rushes - Yards	39-172	37-83
Passing Yards	148	185
Passes (A-C-I)	21-13-2	27-18-0
Total Offense	60-320	64-268
Fumbles-Lost	0-0	0-0
Penalties-Yards	3-20	2-13
Time of Possession	27:00	32:41

RUSHING: ALBANY- McCarty 9-64, Gannon 13-52 TD, Smith 12-36 TD, Esposito 5-20 TD MU- Sinisi 21-84 TD, Giles 5-18, Folsom 1-5, Frazier 10- -24

PASSING: ALBANY- Esposito 12-19-1-117 Di Lella 0-1-1-0, Smith 1-1-0-31 TD MU- Frazier 18-27-0-185

RECEIVING: ALBANY- Bush 7-114 TD, Lullen 3-14 TD, Smith 1-10, Kenneally 1-6, Kirchner 1-4 MU- Lauch 6-67, Sinisi 4-66, Salomon 2-21, Folsom 2-9, D'Urso 1-9, Hahn 1-8, Plautz 1-3, Giles 1-2

Bryant Bulldogs 6
Monmouth Hawks 10

Oct. 31, 2009
Kessler Field ♦ West Long Branch, N.J.

The Monmouth University football team won its 100th all-time game on Saturday, defeating Bryant 10-6 in Northeast Conference action on Kessler Field.

Another milestone occurred in the game when Monmouth fifth-year senior running back David Sinisi became the first Hawk ever to rush for at least 1,000 yards in three consecutive seasons. Sinisi ran for 139 yards on 29 carries in the contest, his 23rd career 100-yard game.

Bryant received the ball first and got one first down before the Hawks collected their first of three first half interceptions when Mike Avent stepped in front of a Michael Croce pass for his second pick of the season.

MU was unable to get any points on the ensuing possession, and punted the ball back to Bryant. The Hawks ended up punting on their first four drives. The Bulldogs took the game's initial lead when kicker Chris Bird drilled a 27-yard field goal to complete a 15-play, 70-yard drive with 1:17 left in the first quarter.

The Blue and White was able to quell to other BU first half drives via the interception, one from Kenny Amsel, his third of the season, and the other from freshman Elijah Phillips, his first career pick. The Hawks and Bulldogs went into intermission with the score holding at 3-0.

The Hawks scored the game's only touchdown with just less than seven minutes left in the third quarter when quarterback Kyle Frazier hit Sinisi on an 11-yard screen pass to take a 7-3 lead.

Bryant responded with an 11-play, 50-yard drive that took almost six minutes off the clock when Bird drilled another 27-yarder to cut Monmouth's lead to one point. The Hawks added some much-needed insurance when kicker Jake DelVento drilled a 28-yard field goal to put the Hawks up 10-6 with 6:37 left in the game.

Monmouth outgained Bryant 262-255 in total offense in the game. The Bulldogs ran for 176 yards, but MU limited the Bulldogs to 79 passing yards in the game. MU converted 8-of-16 third downs, while limiting BU to 3-of-12 third down conversions.

Frazier went 9-for-23 passing with 126 yards and the one score. Sinisi also caught four passes for 29 yards while Ron Lauch caught three balls for 68 yards. Freshman Matt Plautz added one grab for 21 yards.

Jerell Smith led BU with 139 yards on 32 carries, while Mike Canfora added 40 yards on five carries. Croce was 8-of-19 passing for 79 yards to go along with those three picks. Canfora added three catches for 18 yards while Matt Tracey had two catches for 27 yards.

MU's defense, which sacked Croce three times, was paced by Jose Gumbs and Joe Valenti, who each had 11 tackles. Kendall Haley added eight stops while the Hawks had five tackles for loss as a team.

Jason Riffe led Bryant with nine tackles, including one for loss, while Don Smith added six stops and a game-high two sacks.

Monmouth allowed its fewest points in a game since its 19-0 win over Albany on November 11, 2006, which claimed the program's fifth league title.

BRYANT	3	0	3	0	- 6
MU	0	0	7	3	- 10

BRYANT - Bird 27 yard field goal 1:17 - 1st
 MU - Sinisi 11 yard pass from Frazier (DelVento kick) 6:51 - 3rd
 BRYANT - Bird 27 yard field goal 1:05 - 3rd
 MU - DelVento 28 yard field goal 6:37 - 4th

	BRYANT	MU
First Downs	16	15
Rushes - Yards	42-176	38-136
Passing Yards	79	126
Passes (A-C-I)	19-8-3	23-9-0
Total Offense	61-255	61-262
Fumbles-Lost	0-0	0-0
Penalties-Yards	3-25	5-46
Time of Possession	29:30	30:30

RUSHING: BRYANT- Smith 32-139, Canfora 5-40, Croce 5- -3 MU- Sinisi 29-139, Giles 3-9, Team 1- -2, Frazier 5- -10

PASSING: BRYANT- Croce 8-19-3-79 MU- Frazier 9-23-0-126

RECEIVING: BRYANT- Canfora 3-18, Tracey 2-27, Mullane 1-15, Wilson 1-13, South 1-6 MU- Sinisi 4-29 TD, Lauch 3-68, Plautz 1-21, Salomon 1-8

St. Francis - Pa. 10 Monmouth Hawks 24

Nov. 7, 2009
DeGol Field ♦ Loretto, Pa.

Monmouth defeated Saint Francis 24-10, spoiling homecoming for the Red Flash at DeGol Field.

Monmouth's defense did not let up a touchdown until there were less than three minutes left in the game. The Hawk defenders stopped Saint Francis four of six fourth down attempts. The defense also held the Red Flash to just 283 yards of offense, with the Blue & White's offense putting up 357 yards of offense.

Sinisi accounted for all of Monmouth's offensive yards on its first drive (excluding 10 penalty yards), carrying the ball four times for 37 yards also tallying a two yard reception out of the backfield. Jake DeVento gave the Hawks a 3-0 lead after converting a 34 yard field goal.

Saint Francis answered right back, marching down the field with a balanced attack before Monmouth's defense stiffened at their own 15, forcing a fourth down. Red Flash kicker Josh Thiel tied the game up at the 6:38 mark of the first quarter with a 32 yard field goal.

On second and goal, Sinisi caught a swing pass from quarterback Kyle Frazier on the right side and went nine yards to put Monmouth up 10-3 with 3:54 to play in the first quarter, capping MU's second drive.

The kicking game continued to help the Red Flash, as the offense was set up on its second drive from the Monmouth 39. Saint Francis lined up to attempt a 34 yard field goal with 11 seconds left in the quarter but cornerback Mike Avent came clean around the left side and blocked the kick.

Coupled with a 19 yard Sinisi dash, Monmouth took advantage of two SFPA penalties to set up a first and 10 from the SFPA 34. Five plays later, Frazier put the Hawks up 16-3 when he connected with Ryan Folsom for a 10 yard touchdown on first down. DeVento's kick sailed wide right and the Hawks held a 13 point lead with 11:21 remaining in the second quarter.

Kenny Amsel recorded his eighth career interception and the fourth of the year on the following Red Flash possession, moving him into a tie for fourth with former Hawk defensive back Aaron Edwards. Sinisi dominated the ensuing drive, capping it off with a one yard touchdown run on fourth down. Frazier floated a pass up to Ron Lauch on the two-point conversion to give the Hawks a 24-3 lead with 5:34 to play in the game.

The Red Flash would not go away quietly, needing just two plays to get down to the MU three yardline. The Hawks forced fourth and goal from the one, but fullback Daniel Conley plowed ahead to cut the lead to 24-10 with 2:46 to play.

Sinisi finished with 168 yards on 27 carries with a rushing touchdown and a receiving score. Frazier had an impressive game, throwing for 128 yards on 17-of-21 passing with a pair of touchdowns. Giles finished with nine carries for 64 yards as Monmouth racked up 229 yards on the ground with an average of 5.5 yards per rush. George led all MU receivers with five catches for 55 yards, while Folsom had three grabs for 23 yards and a TD.

Safety Jose Gumbs, playing linebacker for the second straight week, led all defenders with 17 tackles, a career high. Freshman defensive back Elijah Phillips had a career-high 10 tackles and a forced fumble. Joe Valenti also had 10 tackles in the game.

Monmouth Hawks 19 Central Conn. St. 20

Nov. 14, 2009
Arute Field ♦ New Britain, Conn.

Monmouth University's football team held a 19-0 lead going into the fourth quarter against Central Connecticut State but the Blue Devils scored 20 unanswered points to snatch away not only the victory

Clinging to a six point lead with 3:08 to play, Monmouth's offense ran the ball three straight times, picking up only six yards but forcing CCSU to burn all three of their timeouts. Punting into a stiff wind, Monmouth's Jack Daniels booted a 38 yarder that rolled out of bounds at the Central 30 yard line.

One play later, junior wideout Josue Paul caught a first down pass and broke a tackle to spring free for a 69 yard touchdown, putting his squad up 20-19 with just over two minutes to play. Monmouth was able to get into Central territory but turned the ball over on downs and Central was able to run the clock out.

The MU offense got a slow start to the day, with Kyle Frazier tossing his first interception of the season on the Hawks' opening possession, with Central's Marcus Dorsey taking the ball down to the MU 21.

With their backs to the wall, the MU defense held, highlighted by Haley breaking up a third down TD pass with a hit on CCSU tight end Tyler Rosnagle. Blue Devil Joe Izzo's ensuing 32 yard field goal attempt sailed right, the first miss of the year for the junior kicker.

The Hawk defense kept the momentum up on the next Blue Devil possession, with Dave Ogden coming up with a 14 yard sack on a first down. Sinisi and the offensive line took over on the following drive, with a 25 yard run to set the Hawks up with a fresh set of downs on the CCSU 31. After a bad snap forced a third and long, Sinisi ran off the right guard and not only picked up the first down but went for 34 yards down to the Blue Devil three. The fifth year senior finished the drive on the next play, giving the Hawks a 6-0 lead after a high snap on the PAT caused the kick to be blocked.

Junior Bobby Giles ran the ball five times for 31 yards getting the Hawks down to the three yard line. Sinisi finished the drive from two yards out on third down, putting MU ahead 13-0 with 5:29 to play in the first half.

Trailing by 13 at the start of the third quarter, Central's offense moved the ball into Monmouth territory once again, but the Hawk defenders forced a turnover on downs for the third time in the afternoon. Defensively, the drive was highlighted by Ogden tossing CCSU back James Mallory for a four yard loss on a third and three from the MU23.

A two play drive, consisting of Sinisi runs of 27 and 17 yards, gave the Hawks a 19-0 lead with 3:30 to play in the third quarter.

Central went into a hurry up offense on their ensuing possession, putting together its best drive. On third and two, tailback Brian Fowler dashed for 15 yards and a CCSU first down at the MU 14. Two plays later fullback Eric Richardson put the Blue Devils on the board on a six yard run, cutting the MU lead to 19-7 with 13:36 to play in the game.

After stopping the Hawks, CCSU went back to work on offense, with Norris doing most of the damage through the air, connecting on a number of key first downs with junior Josue Paul. Central ran three straight times inside the five, the third time resulting in an Norris touchdown run. The kick was blocked and Monmouth held on to a 19-13 lead with 3:12 to play.

Robert Morris 23 Monmouth Hawks 9

Nov. 21, 2009
Kessler Field ♦ West Long Branch, N.J.

The Monmouth University football team fell to Robert Morris, 23-9 in its final contest of the 2009 season on Saturday at Kessler Field. MU ends the season at 5-6 overall and 4-4 in the Northeast Conference while the Colonials end their campaign at 5-6 and 5-3 in the league.

The contest marked the final one for 12 Monmouth seniors, including running back David Sinisi who finished with 62 yards on 20 carries.

The game opened with three straight punts before the Colonials took a 7-0 lead with 2:52 left on a 10-yard Myles Russ touchdown run. The score capped a seven-play, 34-yard drive for RMU. The contest remained scoreless through halftime as each defense stepped up and played well with neither team breaking 100 total yards in the first half.

The Colonials scored the second half's first points as well when Garrett Clawson connected on a 26-yard field goal to give RMU a 10-0 lead with six minutes to go in the third quarter. Robert Morris increased its lead to sixteen after Sherrod Evers caught a touchdown on a four-yard fade from QB Jeff Sinclair, but Jose Gumbs blocked the extra point and returned it for two points to cut the lead to 16-2.

Sinclair struck again, this time tossing a 31-yard scoring pass to Anthony Coleman, to increase the visitor's lead to 23-2 with 11:26 left in the fourth quarter. Monmouth QB Kyle Frazier got the Hawks a touchdown, tossing a 15-yard score to senior Ron Lauch with just under five minutes to go in the game.

RMU outgained the Hawks 272-192 in total offense in the game, including 144-62 on the ground. Frazier was 13-of-34 passing with 130 yards, a touchdown and three interceptions. Lauch led the team with five grabs for 57 yards and a score, while Rodney Salomon caught three passes for 31 yards. Ryan Folsom also caught three passes for 22 yards.

Myles ended the game with 74 rushing yards and a score, while Sinclair was 13-of-17 passing with 128 yards and two scores, and added 47 rushing yards. Sherrod Evers hauled in four passes for 29 yards and a score, while Anthony Coleman caught three passes for 50 yards and a score.

Dave Ogden led the Monmouth defense with eight stops, including three for loss, and a sack. Kendall Haley also had eight tackles, joining Jeff Brady with eight tackles. Safety Kenny Amsel also had eight tackles and added his team-leading fifth interception.

MONMOUTH	10	6	0	8	- 24
SAINT FRANCIS	3	0	0	7	- 10

MU - DeVento 34 yard field goal 12:21 - 1st
SFU - Thiel 32 yard field goal 6:38 - 3rd
MU - Sinisi 9 yard pass from Frazier (DeVento kick) 3:54 - 1st
MU - Folsom 10 yard pass from Frazier (DeVento kick) 11:21 - 2nd
MU - Sinisi 1 yard run (Lauch pass from Frazier) 5:39 - 4th
SFU - Conley 1 yard run (Thiel kick) 2:48 - 4th

	MU	SFU
First Downs	24	14
Rushes - Yards	42-229	36-141
Passing Yards	128	142
Passes (A-C-I)	21-17-0	19-12-1
Total Offense	63-357	55-283
Fumbles-Lost	0-0	1-0
Penalties-Yards	4-30	5-43
Time of Possession	29:53	30:07

RUSHING: MU- Sinisi 27-168 TD, Giles 9-64, Frazier 3-0, Team 3- -3
SFU- Harbridge 9-88, Yearwood 16-46, Kelly 7-15, Conley 3-4 TD, Myers 1- 12

PASSING: MU- Croce 17-21-0-128 SFU- Kelly 12-19-1-142

RECEIVING: MU- George 5-55, Sinisi 4-11 TD, Folsom 3-23 TD, Lauch 2-17, Plautz 1-10, Laille 1-7, Hahn 1-5 SFU- Rivera 6-66, Harbridge 2-5, Howze 1-31, Zarnich 1-17, Winston 1-17, Conley 1-6

MONMOUTH	6	7	6	0	- 19
CENTRAL CONN. STATE	0	0	0	20	- 10

MU - Sinisi 3 yard run (DeVento kick blocked) 1:56 - 1st
MU - Sinisi 2 yard run (DeVento kick) 5:30 - 2nd
MU - Sinisi 17 yard run (Frazier pass failed) 3:30 - 3rd
CCSU - Richardson 6 yard run (Izzo kick) 13:36 - 4th
CCSU - Norris 4 yard run (Izzo kick blocked) 3:12 - 4th
CCSU - Paul 69 yard pass from Norris (Izzo kick) 2:23 - 4th

	MU	CCSU
First Downs	18	17
Rushes - Yards	49-228	43-173
Passing Yards	80	158
Passes (A-C-I)	17-9-1	19-10-0
Total Offense	66-308	62-331
Fumbles-Lost	0-0	0-0
Penalties-Yards	3-30	3-26
Time of Possession	31:02	28:58

RUSHING: MU- Sinisi 36-201 3 TD, Giles 5-31, Frazier 7-5 CCSU- Mallory 22-98, Norris 13-39, Fowler 4-28, Richardson 1-6, Dennis 1-2, Team 2-0

PASSING: MU- Frazier 9-17-1-80 CCSU- Norris 10-19-0-158

RECEIVING: MU- Folsom 2-27, Lauch 2-19, Salomon 2-15, George 1-13, Roeder 1-9, Sinisi 1- minus 3 CCSU- Paul 6-131, Martin 1-12, Grochowski 1-12, Mallory 1-3, Colagiovanni 1-0

RMU	7	0	3	13	- 23
MU	0	0	0	9	- 9

RMU - Russ 10 yard run (Clawson kick) 2:52 - 1st
RMU - Clawson 26 yard field goal 6:00 - 3rd
RMU - Evers 4 yard pass from Sinclair (Clawson kick blocked) 12:39 - 4th
MU - Gumbs PAT Return 12:39 - 4th
RMU - Coleman 31 yard pass from Sinclair (Clawson kick) 11:26 - 4th
MU - Lauch 15 yard pass from Frazier (DeVento kick) 6:34 - 4th

	RMU	MU
First Downs	14	15
Rushes - Yards	42-144	31-62
Passing Yards	128	132
Passes (A-C-I)	18-13-1	34-13-3
Total Offense	60-272	65-192
Fumbles-Lost	0-0	1-1
Penalties-Yards	8-65	5-47
Time of Possession	33:05	26:55

RUSHING: RMU- Russ 23-74, Sinclair 10-47, Link 3-20, Johnson 4-7, Team 2--4 MU- Sinisi 20-62, Frazier 10-2, Team 1--2

PASSING: RMU- Sinclair 12-17-0-128, Crouse 0-1-1-0

MU - Frazier 13-34-3-130

RECEIVING: BRYANT- Evers 4-29, Coleman 3-50, Russ 3-15, King 2-21, Girting 1-13 MU- Lauch 5-57, Salomon 3-31, Folsom 3-22, George 1-17, Laille 1-3

COLGATE 30 MONMOUTH 29

Oct. 4, 2010 • Andy Kerr Stadium • Hamilton, N.Y.

Monmouth University dropped its 2010 season opener to #22 Colgate University, 30-29 last Saturday at Andy Kerr Stadium.

The Hawks battled back from double-digit deficits twice in the game and had an opportunity to go ahead with 1:34 left in regulation on a two-point conversion. After a fourth-down stop, MU drove 52 yards down the field to the seven yard line where Kyle Frazier hit tight end Tyler George in the end zone to close the gap to 30-29. Coach Kevin Callahan decided with momentum on MU's side he would go for two and the potential win. Quarterback Andrew Mandeville would get the call on the PAT, taking the QB draw off the right side but was stopped by safety Brad Keele inches short of the goal line. Monmouth's ensuing onsidies kick was unsuccessful and Colgate was able to run out the clock to preserve the win.

MU trailed 23-7 with just over 10 minutes left in the third quarter but gained a bit of momentum when fifth year senior Bobby Giles returned the ensuing kickoff 90 yards for the score. A quick Colgate score put the home squad ahead 30-13 but MU would hold the Raiders scoreless for the final 22 minutes while putting up 16 unanswered points.

Trailing 17-7 at the start of the second half, the Hawks attempted and recovered an onsidies kick but an illegal formation penalty negated the play. After a series of runs got the ball to midfield, Raider QB Greg Sullivan connected with senior Doug Rosnick for a 50 yard scoring strike. The score put Colgate up 23-7 with 10:28 to go in the third quarter.

Colgate answered immediately with a kickoff return to the MU 35, finishing the drive with a touchdown three plays later on a Sullivan TD run. Colburne converted the PAT, pushing the score to 30-13.

In the third quarter, MU put together a drive that ended with a 33-yard Eric Spillane field goal. The 14-play drive took 7:01 off the clock and the Hawks trailed 30-16 with 47 seconds.

Defense held for the Hawks, forcing Colgate to punt for the first time all game with 13:19 showing on the clock. MU took over on its own nine, with Mandeville engineering Monmouth's hurry up offense. The fifth-year senior quarterback capped the 11 play, 91-yard drive with a 20 yard touchdown run to cut the lead to 30-23 with 8:54 to play in regulation.

Colgate struck first with a substantial drive on its first possession marching 72 yards on eight plays, which ended in a four yard Nate Eachus touchdown run.

After a MU punt, 'Gate drove the length of the field again scoring a 16 yard Sullivan touchdown run with 37 ticks left in the first quarter.

Working from their own 40, the Hawks complete three straight passes to work down to the Raider 28. Two plays later Frazier connected with Chris Hogan on a slant for a 17 yard TD. The grab was his first reception as a Hawk and it cut the Raider lead to 14-7.

On the following drive Eachus rumbled 35 yards on a third and short down to the Hawk three yard line. MU's defense dropped the Raiders on three straight plays, forcing a Colgate field goal by Evan Colburne ending the first half scoring 17-7.

MU	0	7	9	13	29
CU	14	3	13	0	30

CU - Eachus 4 yd. run (Colburne kick) 9:24 - 1st
 CU - Sullivan 16 yd. run (Colburne kick) :37 - 1st
 MU - Hogan 17 yd. pass from Frazier (Spillane kick) 13:03 - 2nd
 CU - Colburne 31 yd. field goal 8:02 - 2nd
 CU - Rosnick 50 yd. pass from Sullivan (Colburne kick failed) - 10:28 - 3rd
 MU - Giles 90 yd. kickoff return (Frazier pass failed) - 10:13 - 3rd
 CU - Sullivan 2 yd. run (Colburne kick) - 7:53 - 3rd
 MU - Spillane 33 yd. field goal - :47 - 3rd
 MU - Mandeville 20 yd. run - 8:54 - 4th
 MU - George 7 yd. pass from Frazier (Mandeville rush failed) - 1:34 - 4th

	MU	CU
First Downs	18	20
Rushes - Yards	28-142	54-244
Passing Yards	143	180
Passes (C-A-I)	15-23-0	11-14-0
Total Offense	51-285	68-424
Fumbles-Lost	0-0	0-0
Penalties-Yards	2-11	4-26
Time of Possession	21:33	38:27

RUSHING: MU- Giles 12-66, Mandeville 7-55 TD, Caprio 4-22, Sloan El 2-5, TEAM 1-1, Frazier 2 --5 CU- Eachus 30-145 TD, Sullivan 15-74 TD, Jackson 6-23, Rizzo 1-5, Rosnick 1-2, TEAM 1-5
PASSING: MU- Frazier 10-16-0 2TD 105, Mandeville 5-7-0 38 CU- Sullivan 11-14-0 TD 130
RECEIVING: MU- George 4-26 TD, Roeder 3-22, Romeo 2-21, Folsom 2-18, Hogan 1-17 TD, Pandorf 1-11, Giles 1-5, Plautz 1-3 CU- Rosnick 7-103 TD, Cason 1-36, Cvetic 1-22, Cadet 1-14, Eachus 1-5

MAINE 31 MONMOUTH 23

Sept. 11, 2010 • Kessler Field • West Long Branch, NJ

The Monmouth University football team dropped its second straight contest to begin the 2010 season, falling 31-23 to Maine on Saturday afternoon at Kessler Field.

The Black Bears (1-1) struck for the contest's first points when running back Jared Turcotte, who led the way for the visitors with 144 rushing yards on 29 carries, scored from three yards out with 3:31 left in the first quarter to give UM a 7-0 lead.

Monmouth (0-2) was able to get into the scoring column midway through the second quarter when freshman kicker Eric Spillane (Howell, N.J. /Colts Neck) converted a 32-yard field goal with 8:47 showing to cut the Maine lead to 7-3. The Hawks then took a 10-7 lead three and a half minutes later when quarterback Kyle Frazier (Gaithersburg, Md. / Damascus), who ran for a career-high 64 yards on seven carries, scored on a 16-yard jaunt.

The Black Bears then struck for 14 unanswered points, on scoring runs from Turcotte and Derek Session, to take a 21-10 lead with 5:26 showing in the third quarter. MU was able to cut the Maine lead to 21-17 less than two minutes later when L.J. Caprio (North Caldwell, N.J. /West Essex) piled in on a two-yard run, capping a three-play, 64-yard drive that took only 1:23 off the clock.

Maine's Brian Harvey started the fourth quarter's scoring with a 23-yard field goal with 12:51 left to put the Black Bears up 24-17. Spillane answered for Monmouth with a 25-yarder of his own with 9:00 left, but UM's Steven Barker returned the ensuing kickoff 64 yards down to the Hawks' 17-yard line. Turcotte put the exclamation point on the short Maine drive, scoring from seven yards out to increase its lead to 31-20. Spillane ended the afternoon's scoring with a 37-yard field goal, his third of the afternoon, but the Hawks could draw no closer than the 31-23 final.

Maine outgained the Hawks, 433-334 in total offense, including 239-87 on the ground. Monmouth outgained the Black Bears through the air, 247-194 in the contest, but the visitor's held a slight 32:19-27:41 advantage in time of possession. Neither team was effective on third down as the Hawks converted 1-of-15 chances and Maine converted 4-of-15.

Frazier, who accounted for 304 yards of total offense, was 20-of-36 passing for 240 yards in the game to go along with team-high rushing total. All Monmouth rushers other than the redshirt sophomore signal-caller combined for 23 yards on 19 carries in the game. Matt Plautz (Harmony, Pa. /Seneca) led the receiving corps with a career-high six grabs for 70 yards, while fifth-year senior Ryan Folsom (Somerdale, N.J. /Triton Regional) added six catches for 44 yards.

Fifth-year senior Jack Daniels (Franklin Lakes, N.J. /Don Bosco Prep) had a solid afternoon, punting eight times for an average of 46.4 yards per kick. Junior Jose Gumbs (Queens, N.Y. /Hebron Academy) led the defense with 12 tackles, including 10 solo stops, adding a pass break-up.

Maine QB Warren Smith went 17-of-26 passing for 194 yards for Maine. Session led the Black Bears with four catches for 78 yards to go along with his 22-yard rushing TD.

MU	0	10	7	6	23
UM	7	7	7	10	31

UM - Turcotte 3yd run (Harvey kick) 3:31 - 1st
 MU - Spillane 32yd Field goal 8:47 - 2nd
 MU - Frazier 16yd Td run (Spillane kick) 5:13 - 2nd
 UM - Turcotte 51 Yd Td Run (Harvey Kick) 3:59 - 2nd
 MU - Session 22yd Td Run (Spillane Kick) 5:26 - 3rd
 UM - Caprio 2yd Td run (Spillane Kick) 3:57 - 3rd
 UM - Harvey 23yd Field goal 12:51 - 4th
 MU - Spillane 25 yd. field goal 9:00 - 4th
 UM - Turcotte 7yd Td run 1:16 - 4th
 MU - Spillane 37yd Field goal 3:05 - 4th

	MU	UM
First Downs	17	17
Rushes - Yards	26-87	41-239
Passing Yards	247	194
Passes (C-A-I)	39-21-0	26-17-0
Total Offense	65-334	67-433
Fumbles-Lost	0-0	0-0
Penalties-Yards	4-25	11-100
Time of Possession	27:41	32:19

RUSHING: UM- Turcotte 29-144; Brown 6-42; Smith 4-26; Session 1-22; Boone 1-5. MU- Frazier 7-64; Sloan 4-18; Giles 9-10; Caprio 3-5; Mandeville 1-1.
PASSING: UM- Smith 17-26-0-194. MU- Frazier 20-36-0-240; Mandeville 1-3-0-7.
RECEIVING: UM- Session 4-78; Randall 3-15; Johnson 2-28; Jones 2-26; McDonald 2-21; Buttles 2-21; McCall 1-4; Turcotte 1-1. MU- Plautz 6-70; Folsom 6-44; Giles 2-38; Romeo 2-31; Pollard 2-30; D'urso1-17; George 1-17; Hogan 1-0.

OLD DOMINION 35 MONMOUTH 21

Sept. 25, 2010 • Kessler Field • West Long Branch, NJ

Backed by Thomas DeMarco's career day, Old Dominion (2-2) defeated Monmouth University (0-3) by a score of 35-21 Saturday afternoon on Kessler Field.

DeMarco threw for a career-high 407 yards on 28-of-47 passing with four touchdowns. Junior Prentice Gill was DeMarco's favorite target, hauling in six catches for 154 yards and a pair of scores. Monmouth had a solid day from its own quarterback, Kyle Frazier who finished with 192 yards on 18-of-24 passing with a touchdown.

On the opening drive of the game, Old Dominion was forced with third and six when Don Brooks III picked off Thomas DeMarco's pass at the MU 40 yard line. It was the first career interception for Brooks and Monmouth's first turnover of the season. MU stopping the Monarchs on the opening drive was only the fifth time in ODU's 14 game history it has not scored on its first drive of a game.

On the ensuing drive, Bobby Giles scampered 23-yards down the left side to the ODU 17 to set up the Hawks inside the redzone for the first time on the day. Three plays later, Frazier connected with Chris Hogan over the middle for a 24 yard score and a 7-0 Hawks lead.

On the next series, ODU got a kick of return of 39 yards by Colby Goodwyn to the Monarchs 44 yard line. The Monarchs drove 54 yards on six plays and Jarod Brown's 23 yard field goal on the scoreboard and cut the Hawks lead to 7-3.

Disaster struck on the next MU drive as Carvin Powell stripped Hogan after a completion which led to ODU's second field goal. Old Dominion then reeled off 21 more points to take a 27-7 lead into halftime. During ODU's 24 point second quarter outburst, DeMarco threw for 241 yards and a trio of touchdowns.

The third quarter belonged to the Hawks as ODU ran just seven offensive plays for four yards. On the final play of the third quarter, Frazier scooted into the endzone from 10 yards out for his second career TD run. The score cut the Old Dominion lead to 27-14 going into the final frame.

Two drives later DeMarco needed just five plays to regain a three score lead, hitting Gill for a 48 yard touchdown pass with just over seven minutes to play. The Hawks would

score on the ensuing drive with a big 53 yard pass from Andrew Mandeville to Giles setting up MU on the Monarch 16. Mandeville's next pass attempt would find Nick Romeo wide open in the endzone, slicing the lead to 35-21 with 4:44 showing on the clock. The game ended with the Hawks knocking on the door again, but time ran out on the home squad with a second and goal from the ODU two yardline.

	ODU	MU
	3 24 0 8 - 35	7 0 7 7 - 21
MU - Hogan 15 yd pass from Frazier (Spillane kick)6-54, 8:59 - 1st		
ODU - Brown 23yd Field goal,13-52, 4:43 - 1st		
ODU - Brown 20 yd Field goal, 11-68, 8:51- 2nd		
ODU - Evans 22yd pass from DeMarco (Brown kick) 3-33, 6:58 - 2nd		
ODU - Gill 21yd pass from DeMarco (Brown kick) 6-53, 3:18 - 2nd		
ODU - Lovitt 4yd pass from DeMarco (Brown kick) 8-87, 0:43- 2nd		
MU - Frazier 5yd run (Spillane kick) 15-87, 00:00- 3rd		
ODU - Gill 48yd pass from DeMarco (Gill pass from DeMarco)4-6, 7:24 - 4th		
MU - Romeo 10yd pass from Mandeville (Spillane Kick) 5-60, 2:33-4th		
	MU	ODU
First Downs	19	27
Rushes - Yards	37-89	28-65
Passing Yards	256	407
Passes (C-A-I)	31-21-0	47-28-1
Total Offense	68-345	75-472
Fumbles-Lost	2-1	1-0
Penalties-Yards	4-49	7-46
Time of Possession	31:33	28:19

RUSHING: ODU- Crawford 16-49, DeMarco 10-14, Goodwyn 2-2, MU- Giles 18-22, Frazier 7-21, Sloan 4-6, Capro 4-1, Mandeville 2- minus 1; team 2 minus 4.
PASSING: ODU- DeMarco 28-47-1-407. MU- Frazier 18-24-0-192; Mandeville 3-7-0-64
RECEIVING: ODU - Gill 6-154, Evans 6-95, Lovitt 5-41, Mayers 4-67, Crawford 3-25, Williams 2-3, Goodwyn 1-11, Blanco 1-11. MU- Romeo 4-37, George 3-37, Hogan 3-27, Folsom 3-22, Plautz 3-11, Pollard 2-60, Giles 1-53, Henderson 1-8, Caprio 1-1.

MONMOUTH 44 DUQUESNE 17

Oct. 2, 2010 • Rooney Field • Pittsburgh, Pa.

Backed by Thomas DeMarco's career day, Old Dominion (2-2) defeated Monmouth University (0-3) by a score of 35-21 Saturday afternoon on Kessler Field.

DeMarco threw for a career-high 407 yards on 28-of-47 passing with four touchdowns. Junior Prentice Gill was DeMarco's favorite target, hauling in six catches for 154 yards and a pair of scores. Monmouth had a solid day from its own quarterback, Kyle Frazier who finished with 192 yards on 18-of-24 passing with a touchdown.

On the opening drive of the game, Old Dominion was forced with third and six when Don Brooks III picked off Thomas DeMarco's pass at the MU 40 yard line. It was the first career interception for Brooks and Monmouth's first turnover of the season. MU stopping the Monarchs on the opening drive was only the fifth time in ODU's 14 game history it has not scored on its first drive of a game.

On the ensuing drive, Bobby Giles scampered 23-yards down the left side to the ODU 17 to set up the Hawks inside the redzone for the first time on the day. Three plays later, Frazier connected with Chris Hogan over the middle for a 24 yard score and a 7-0 Hawks lead.

On the next series, ODU got a kick of return of 39 yards by Colby Goodwyn to the Monarchs 44 yard line. The Monarchs drove 54 yards on six plays and Jarod Brown's 23 yard field goal on the scoreboard and cut the Hawks lead to 7-3.

Disaster struck on the next MU drive as Carvin Powell stripped Hogan after a completion which led to ODU's second field goal. Old Dominion then reeled off 21 more points to take a 27-7 lead into halftime. During ODU's 24 point second quarter outburst, DeMarco threw for 241 yards and a trio of touchdowns.

The third quarter belonged to the Hawks as ODU ran just seven offensive plays for four yards. On the final play of the third quarter, Frazier scooted into the endzone from 10 yards out for his second career TD run. The score cut the Old Dominion lead to 27-14 going into the final frame.

Two drives later DeMarco needed just five plays to regain a three score lead, hitting Gill for a 48 yard touchdown pass with just over seven minutes to play. The Hawks would

score on the ensuing drive with a big 53 yard pass from Andrew Mandeville to Giles setting up MU on the Monarch 16. Mandeville's next pass attempt would find Nick Romeo wide open in the endzone, slicing the lead to 35-21 with 4:44 showing on the clock. The game ended with the Hawks knocking on the door again, but time ran out on the home squad with a second and goal from the ODU two yardline.

	DUQ	MU
	0 7 10 0 - 17	14 17 3 10 - 44
MU - Caprio 1yd run (spillane Kick) 3-48, 11:41 - 1st		
MU - George 12yd pass from Frazier, (spillane kick) 9-80, 2:16- 1st		
MU - Caprio 3yd run (spillane kick), 3-61, 13:02 - 2nd		
MU - Ogden 31yd Interception return (spillane kick) 11:09- 2nd		
MU - Spillane 20yd Field Goal 13-51, 3:01 - 2nd		
DUQ - Dixon 4yd pass from Mitchell(Duale Kick) 3-56, 1:39- 2nd		
DUQ - Duale 22yd Field Goal, 4-5, 12:20 - 3rd		
MU - Spillane 45 yd Field goal, 13-47, 7:03 - 3rd		
DUQ - Cangilla 21yd pass from Mitchell,(Duale Kick) 1-21, 6:47		
MU - Spillane 34yd Field Goal, 11-53, 11:39 - 4th		
MU - Amsel 50yd interception return (Spillane Kick) 0:50 -4th		
	MU	DUQ
First Downs	22	12
Rushes - Yards	41-157	28-77
Passing Yards	283	163
Passes (C-A-I)	33-19-1	27-16-6
Total Offense	74-440	55-240
Fumbles-Lost	0-0	1-9
Penalties-Yards	7-50	6-55
Time of Possession	33:53	26:07

RUSHING: DUQ- McCoy 18-74, Ho 5-14, Bair 1-2, Lapinski 1-0, Patterson 2 minus 5, Mitchell 1 minus 8; MU- Giles 20-95, Sloan 8-27, Frazier 7-17, Caprio 4-13, Mandeville 1-4, Romeo 1-1.
PASSING: MU - Frazier 15-29-1-232, Mandeville 4-4-0-51. DUQ - Mitchell 10-18-4-135, Patterson 6-9-2-28.
RECEIVING: MU - Folsom 6-88, George 6-79, Romeo 2-30, Hogan 1-41, McAfferty 1-25, Plautz 1-15, Pandorf 1-3, Pollard 1-2. DUQ - Moore 4-19, Williams 3-43, Dixon 3-21, Bunevich 2-54, Bair 2-3, Gangilla 1-21, Ho 1-2.

ROBERT MORRIS 17 MONMOUTH 16

Oct. 9, 2010 • Joe Walton Stadium • Moon Twp., Pa.

MOON, Pa.- Monmouth University's comeback attempt fell short when Robert Morris' Corey Nolton blocked a potentially game-winning 28 yard field goal attempt with two seconds left to hold on to a 17-16 victory.

MU trailed 17-10 going late into the fourth quarter when quarterback Kyle Frazier connected with Chris Hogan on an eight-yard fade route to close to 17-16 with 1:38 remaining in regulation. The drive ate up 9:35 on the clock and covered 88 yards on 15 plays to close the gap to one. Freshman placekicker Eric Spillane drove the ball off the left upright, his first missed extra point of the season.

Safety Jose Gumbs gave the Hawks a shot at redemption when he recovered the ensuing onsides kick at the Monmouth 45. Frazier led the Hawks down the field on a seven-play 44 yard drive which included a 25 yard completion to Ryan Folsom. MU got down to the RMU 11 and called time out with six seconds left to bring Spillane on for a 28 yard attempt. The kick was a bit low and Nolton, a 6-4 sophomore defensive tackle, was able to get a partial hand on the ball. The kick was almost powerful enough to be successful even with the block, but the ball rang off the crossbar to keep the Colonials undefeated. Prior to the kick Spillane was a perfect 8-for-8 on field goals.

After mustering a paltry 82 yards of offense in the first half, Monmouth finished the game with 311 yards of offense while the Hawk defense limited the explosive RMU offense to 75 yards in the final 30 minutes of play.

Robert Morris scored on their opening possession, driving 52 yards on seven plays. MU tallied the games next points after Don Brooks III intercepted Sinclair at the Colonial 10 yardline and returned it to the RMU five. The Hawks attempted a pair of fade passes on the ensuing drive but could not get into the end zone and had t settle for a 22 yard Eric Spillane field goal.

Sinclair found a wide open Shadre King from 12 yards out to cap a seven-play 62 yard drive that put RMU ahead 14-3 with 14:34 left in the second half.

After Mike Avent's 43 yard kickoff return gave Monmouth the

ball at the Hawk 47, where MU went 53 yards on eight plays. L.J. Caprio's fourth touchdown run of the season cut the RMU lead to 14-10 with just over 10 minutes to play in the second.

Robert Morris scored the last points of the half on a 34 yard Garrett Clawson field goal with three seconds remaining. The Colonials used a 11-play 63-yard drive to move from their own 20 into the senior's field goal range.

MU	3	7	0	6	- 16
RMU	7	10	0	0	- 17

RMU - Sinclair 10yd run (Clawson Kick) 7-52, 11:26 - 1st
 MU - Spillane 22yd field goal, 4-0, 3:43- 1st
 RMU - King 12yd pass from Sinclair (Clawson kick), 7-62, 14:34 - 2nd
 MU - Caprio 1yd run (Spillane kick) 8-53, 10:29- 2nd
 RMU - Clawson 34yd field goal 11-63, 00:03 - 2nd
 MU - Hogan 8yd pass from Frazier (Spillane kick failed) 15-88, 00:38- 4th

	MU	RMU
First Downs	20	16
Rushes - Yards	33-122	33-138
Passing Yards	189	148
Passes (C-A-I)	19-30-1	10-19-1
Total Offense	63-311	52-286
Fumbles-Lost	1-0	1-1
Penalties-Yards	6-55	8-69
Time of Possession	32:49	27:09

RUSHING: RMU- Russ 17-95, Sinclair 5-37 TD, Link 4-6, Johnson 5-4, Cobb 1 minus 3; MU- Giles 17-76, Frazier 7-27, Slaon 5-18, Caprio 3-2 TD.
PASSING: RMU - Sinclair 110-19-1-148 TD. MU - Frazier 19-30-1-189 TD.
RECEIVING: RMU - Cobb 3-72, King 3-41 TD, Coleman 2-20, Myles 1-9, Green 1-6. MU - Pollard 4-64, Folsom 4-50, Tyler 4-63, Plautz 3-19, Roeder 1-10, Hogan 1-8, Pandorf 1-2, Giles 1-0.

MONMOUTH 21 BRYANT 12

Oct. 16, 2010 • Kessler Field • West Long Branch, N.J.

WEST LONG BRANCH, N.J. - The Monmouth University football team topped Bryant, 21-12 in Northeast Conference action on Saturday afternoon at Kessler Field to improve to 2-1 in league play. The Hawks now move to 2-4 on the season overall, while the Bulldogs fall to 4-3 and 1-2 in the conference.

Monmouth got on the board first by virtue of its first safety since logging two against Sacred Heart on October 8, 2005 when Jose Gumbs blocked Nolan Gelman's punt into the end zone with 11:54 showing in the first quarter. It was also MU's first blocked punt since 2008 against Coastal Carolina.

After the free kick, MU drove down to the 13-yard line where freshman Eric Spillane knocked in a 26-yard field goal to put the Blue and White up 5-0 with 8:14 left in the opening quarter.

Gumbs continued his tremendous all-around game when he recovered a fumble later in the quarter, leading to a LJ Caprio three-yard touchdown run to put the Blue and White up, 12-0 with 2:22 left in the opening stanza. The hosts extended their lead to 18-0 when quarterback Kyle Frazier scored on a 34-yard scamper with 9:18 left before halftime.

Bryant was able to get on the scoreboard right before the half ended when quarterback Mike Croce scored on a three-yard run with 2:29 left to cut the MU lead to 18-6. The Bulldogs' drive consisted of 67 yards, 30 of which came on a pair of Monmouth penalties. The two teams went into halftime with the Hawks up by that 12-point margin.

After a scoreless third quarter, the Hawks added to their lead as Spillane connected on his second field goal of the game, giving MU a 21-6 lead with 6:26.

The Bulldogs got a late touchdown when freshman Jordan Harris scored on a 25-yard pass from Croce to give the game its final 21-12 score.

The two teams combined for 455 total yards and 9-for-30 third down conversions. The Hawks limited the potent Bryant rushing attack to 60 yards on 36 carries and 204 total yards in the contest.

Fifth-year senior running back Bobby Giles led the offense with 19 carries for 71 yards, including a season-long 30-yard run. Frazier, who ran for 33 yards and a score, completed 15-of-25 passes for 125 yards in the contest. Balial Sloan El ran for 23 yards on seven carries and added a blocked punt as well.

MU	12	6	0	3	- 21
BRY	0	6	0	6	- 12

MU - Team Safety - 1st
 MU - Spillane 26yd Field Goal, 9-34 3:29 - 1st
 MU - Caprio 3yd Run (Spillane Kick), 9-40 4:29- 1st
 MU - Frazier 34yd run (Spillane kick blocked), 2-52 0:42 -2nd
 BRY - Croce 3yd Run (Bird kick blocked), 11-67 6:39 -2nd
 MU - Spillane 33yd Field goal, 10-34 5:52 - 4th
 BRY - Harris 25yd Pass from Croce (Bird Kick Failed), 4-57 0:40

	MU	BRY
First Downs	15	13
Rushes - Yards	35-126	30-60
Passing Yards	125	144
Passes (C-A-I)	22-12-0	26-15-0
Total Offense	61-251	58-204
Fumbles-Lost	0-0	0-0
Penalties-Yards	5-50	8-70
Time of Possession	30:49	29:11

RUSHING: BRY- Brown 27-67, Harris 1-6, Team 2 Minus 5, Croce 6 minus 8; MU- Giles 19-71, Frazier 7-33, Sloan 4-23, Caprio 2-3, Team 2 minus 2, Mandeville 1-minus 2.
PASSING: BRY- Croce 12-21-0-144, Team 0-1-0-0. MU- Frazier 15-25-0-125; Mandeville 0-1-0-0.
RECEIVING: BRY- Harris 4-77, Brown 4-43, Tracey 2-8, Pritchard 1-10, Mullan 1-6. MU- George 5-28, Pollard 2-34, Romeo 2-22, Plautz 2-12, Mcclafferty 1-11, Giles 1-7, Hogan 1-6, Roeder 1-5.

MONMOUTH 19 ST. FRANCIS 7

Oct. 23, 2010 • Kessler Field • West Long Branch, N.J.

WEST LONG BRANCH, N.J. - The Monmouth University football team defeated Saint Francis University, 19-7 in Northeast Conference action on Saturday afternoon in front of a crowd of 2,209 at Kessler Field. The Hawks improve to 3-4 overall and 3-1 in the league with the win, while the Red Flash fall to 1-6 and 1-4 in the conference.

Fifth-year senior running back Bobby Giles paced the Monmouth offense with a season-high 116 rushing yards on 23 carries. The Hawks ran for 204 yards on 42 carries as a team, good enough for a 4.9 yard-per-carry average. The Hawks outgained SFU, 382-178 in total yards, limiting the Red Flash to 66 yards on the ground.

Monmouth and Saint Francis played a scoreless first quarter, despite the Hawks outgaining the Red Flash by a 123-1 margin. MU came away empty-handed on two first quarter drives, one when Red Flash linebacker Scott Lewis blocked Eric Spillane's 22-yard field goal attempt with eight minutes showing, and the other when L.J. Caprio was stopped on a fourth-and-goal at the one-yard line.

The Hawks struck first when Balial Sloan El scampered 20 yards for his first career touchdown to cap off six-play, 31-yard drive, 3:35 into the second quarter. Lewis blocked Spillane's extra point attempt to keep the score at 6-0, early in the second quarter.

On the next Red Flash possession, the defense forced a punt and receiver Darvin Henderson stripped SFU returner Dane Domonkos of the ball and Jose Gumbs recovered at the 20-yard line. MU marched down to the one-yard line, where Spillane knocked in his first field goal of the day, to give the Hawks a 9-0 lead with five minutes remaining in the half.

On the ensuing drive, Red Flash quarterback Timmy Meyers connected with fullback Kevin Parker for a 43-yard pass, but Saint Francis' 28-yard field goal attempt went wide left to preserve the nine point lead.

Frazier marched the Monmouth offense into the red zone on the ensuing drive, where the sophomore signal-caller connected with Matt Plautz over the middle for a 21-yard

gain, coupled with a 15-yard personal foul penalty, which put the ball on the Red Flash 14-yard line. Frazier found Mike Roeder down the left side for the touchdown, Roeder's second score of the year, to cap off an eight-play, 80-yard drive and give the Hawks a 16-0 lead heading into the half.

The only MU scoring in the second half saw Spillane convert a career-long 46-yard field goal to extend the Hawks' lead to 19-0.

MU	0	16	3	0	-	19
SFU	0	0	0	7	-	7

MU - Sloan 20yd run (Spillane Kick blocked), 6-31 2:42 - 2nd
 MU - Spillane 18 yd field goal, 4-19 1:49 - 2nd
 MU - Roeder 14yd pass from Frazier (Spillane kick), 9-80 1:47 - 2nd
 MU - Spillane 46yd field goal, 10-36 3:15 - 3rd
 SFU - Winston 10yd pass from Kelly (Thiel kick), 18-90 6:46

	MU	SFU
First Downs	23	11
Rushes - Yards	42-204	25-66
Passing Yards	178	112
Passes (C-A-I)	29-18-0	28-11-1
Total Offense	71-382	53-178
Fumbles-Lost	0-0	3-1
Penalties-Yards	6-86	7-58
Time of Possession	33:49	26:11

RUSHING: SFU- Kelly 8-45, Yearwood 12-35, Conley 2-5, Myers 3-3min
 19. MU - Giles 23-116, Sloan El 6-36, Mandeville 2-22, Frazier 8-15,
 Gumbs 1-14, Caprio 2-1.
PASSING: SFU- Kelly 10-21-0-69, Myers 1-7-1-43. MU - Frazier 18-27-0-
 178, Mandeville 0-2-0-0.
RECEIVING: SFU- Howze 5-43, Yearwood 3-2, Parker 1-43, Domonkos
 1-14, Winston 1-10. MU- Romeo 6-67, Plautz 4-51, Roeder 2-31,
 Pandorf 1-16, Hogan 1-6, Folsom 1-6, Mclafferty 1-2, Sloan El 1-0,
 Caprio 1-minus 1.

SACRED HEART 26 MONMOUTH 25

Oct. 30, 2010 • Kessler Field • West Long Branch, N.J.

WEST LONG BRANCH, N.J. - The Monmouth University football team fell to Sacred Heart, 26-25 in Northeast Conference action on Saturday afternoon on Homecoming. The Hawks fall to 3-5 overall and 3-2 in the league, while the Pioneers improve to 3-6 and 1-5 in the conference.

The Hawks, trailing for all of the first half, scored 16 straight points to take a 20-19 lead with 12:55 to go in the fourth quarter. SHU retook the lead five minutes later but quarterback Andrew Mandeville connected with fifth-year senior Nick Romeo on a screen pass, which Romeo took 60 yards for a score. Trailing by five with 3:39 to play, Sacred Heart went on a nine-play 76 yard drive that was capped by a two yard Marcel Archer run to reclaim the lead for good.

The game was Monmouth's third one-point loss this season. MU is now 0-5 when trailing after the first 30 minutes of play.

Sacred Heart jumped out to an early 7-0 lead as Marcel Archer ran for his first of four touchdowns, scoring from three yards out to cap off a 14-play, 69-yard drive, with just less than 10 minutes left in the first quarter.

The Hawks were able to put points up on their second drive when Eric Spillane connected on a 33-yard field goal, cutting SHU's lead to 7-3, with three seconds left in the opening quarter. Spillane's field goal tied the Monmouth record, held by Steve Andriola, of made field goals in a single season with 13.

The Pioneers took an eleven-point lead after they converted a MU turnover into Archer's second rushing touchdown of the game, taking that 14-3 advantage into the half.

Mike Avent started with second half with a 40-yard kickoff return to the SHU 49-yard line. Fifth-year senior Andrew Mandeville came on in the second half and led the Hawks to their first touchdown drive of the game, capped off by a 13-yard rushing touchdown from Romeo, cutting the visitor's lead to 14-10.

Spillane drilled his second field goal of the game, establishing a new single-season MU record with 14, to cut the Pioneers' lead to a point at 14-13 on Monmouth's next possession after it held Sacred Heart to a three-and-out.

MU took a 19-14 lead on its next drive when Balial Sloan El ran up the middle for a 34-yard touchdown on a fourth-and-inches with 12:55 left in the game. The Hawks' two-point conversion attempt failed.

Sacred Heart responded on its next drive, going 81 yards over

six plays in 1:44, with Archer scampering 20 yards for his third score of the game. SHU also didn't convert its two-point attempt, leaving the game at 20-19.

Mandeville put Monmouth in front when he connected with Romeo for a 60-yard score to regain the lead 25-20, but the Hawks' two-point attempt again failed. SHU quarterback Dale Fink led the Pioneers down the field on its ensuing drive, resulting in Archer's fourth score of the game, giving the visitor's a 26-25 lead.

SHU	7	7	0	12	-	26
MU	3	0	10	12	-	25

SHU - Archer 3 yd run (Fredriksson kick), 9:13 - 1st
 MU - Spillane 33 yd field goal, :03 - 1st
 SHU - Archer 4 yd run (Fredriksson kick), 3:18 2nd
 MU - Romeo 13 yd run (Spillane kick), 3:11 - 3rd
 MU - Spillane 23 yd field goal, 5:54 - 3rd
 MU - Sloan El 34 yd run (Romeo rush failed), 12:55- 4th
 SHU - Archer 20 yd run (Fink pass failed), 11:10 - 4th
 MU - Romeo 60 yd pass from Mandeville (Mandeville pass incpt), 9:24 - 4th
 SHU - Archer 1 yd run (Fink pass failed), 0:51 - 4th

	SHU	MU
First Downs	17	21
Rushes - Yards	25-93	40-275
Passing Yards	220	199
Passes (C-A-I)	21-38-0	17-25-1
Total Offense	63-313	65-474
Fumbles-Lost	0-0	0-0
Penalties-Yards	3-52	5-38
Time of Possession	26:53	33:07

RUSHING: SHU- Archer 17-76, Ibe 7-22, Fink 1- minus 5, MU - Mandeville
 7-110, Giles 16-64, Sloan El 8-64, Frazier 5-23, Romeo 1-13, Caprio 3-1.
PASSING: SHU- Fink 21-38-0-220, MU - Frazier 12-19-1-110, Mandeville
 5-6-0-89.
RECEIVING: SHU- Patterson 6-77, Coles 5-29, Uyeno 3-18, Tate 2-31,
 Moore 2-23, Nahat 2-19, Rossi 1-23, MU- Romeo 5-82, George 3-21,
 Folsom 2-20, Pollard 2-19, Sloan El 2-16, Hogan 1-27, D'Urso 1-9,
 Plautz 1-5.

WAGNER 31 MONMOUTH 20

Nov. 6, 2010 • Wagner Field • Staten Island, N.Y.

STATEN ISLAND- Led by sophomore quarterback Nick Doscher's 335 yards of total offense, including a pair of rushing touchdowns, Wagner (5-4, 3-3 NEC) defeated Monmouth (3-6, 3-3 NEC) on Saturday afternoon at Wagner College Stadium.

Doscher finished with 206 yards passing and 129 on the ground, throwing for one TD while rushing for two more.

After the Hawks opened up a 7-0 lead in the second quarter, Wagner out-scored Monmouth 31-13 over the final 31 minutes of the game to become the first home team to win a game in the series in seven tries. Monmouth closed to within eight in the fourth quarter but was unable to complete the comeback.

The Hawks got on the board first, when fifth year senior Bobby Giles bounced an inside handoff outside and raced 43 yards up the right sideline for a touchdown. It was Giles' first TD run since his 60 yarder against Wagner a season ago. The play was set up by a solid Nick Romeo punt return and an 11-yard Matt Plautz pass reception. The three-play, 55-yard drive put the Hawks up 7-0 with 7:25 to play in the half.

The Seahawks answered right back, with a Doscher to Tyrone Collins 46 yard pass that set Wagner up on the MU 7. The Hawks defense stiffened and forced a field goal attempt that sailed wide right.

The Hawks were driving again but Wagner's Greg Francios intercepted Kyle Frazier in the end zone, giving the Seahawks another shot at putting points on the board before halftime. Wagner tied the game up on a Doscher to Darnell Sapps 26 yard TD reception. The Wagner drive took just seven plays and 52 seconds to cover 80 yards for the score.

Chris Hogan intercepted Doscher on Wagner's first drive of the second half but MU's offense stalled and the Hawks were forced to punt for the fourth time in the game. Two plays later Wagner's Eric Foxworth busted through the middle of the MU defense and rumbled 51 yards down to the MU five yardline. Doscher finished the drive with a four yard TD run to put the Seahawks up 14-7 with 10:12 to play in the third quarter. That drive took just four plays, covered 61 yards in 1:31.

Monmouth tied up the game on a Frazier to Plautz 15 yard touchdown pass, completing a seven-play, 60 yard drive. Tyler George had a big 27-yard reception on the drive to set the Hawks up on the Wagner 16.

Wagner answered with a 40 yard Doscher to Collins connection, giving the home team a first and goal from the eight. Two plays later Doscher scored his second rushing touchdown of the game, putting the Seahawks ahead 21-14 with 13:22 to play in the game.

The Seahawks doubled their lead when Wagner senior Franz Placide blocked a MU punt and returned it 29 yards for a touchdown. Monmouth answered right back when Mandeville hit Mitchell Pollard on a slip screen for seven yard Hawk touchdown.

Placide came through unblocked on the extra point attempt, blocking it to preserve a 28-20 lead for Wagner.

The Hawks kicked deep, hoping to stop Wagner with 7:13 on the clock but the defense was unable to get off the field as the Seahawks drove down the field and killing much of the clock in a drive that culminated in a 24 yard David Lopez field goal. The win gave Wagner coach Walt Hamline his 200th career victory, making him just the 64th collegiate coach to the milestone.

MU	0	7	7	6	20
WAGNER	0	7	7	17	31

MU - Giles, 43 yd run (Spillane Kick), 3-55 1:18 - 2nd
 WC - Sapps, 26 yd pass from Doscher, (Lopez Kick), 7-80 :52 - 2nd
 WC - Doscher, 4 yd run (Lopez Kick), 4-64 1:31 - 3rd
 MU - Plautz, 15 yd pass from Frazier, (Spillane Kick), 7-60 3:21 - 3rd
 WC - Doscher, 3 yd run (Lopez Kick), 7-64 3:22 - 4th
 WC - Placide, 29 yd blocked Punt Return (Lopez Kick) -4th
 MU - Pollard, 7 yd Pass from Mandeville, (Spillane Kick blocked) 6-60 2:43 - 4th
 WC - Lopez, 25 yd field goal, 11-51 5:36 - 4th

	WC	MU
First Downs	16	19
Rushes - Yards	39-238	37-155
Passing Yards	206	201
Passes (C-A-I)	26-13-1	25-19-1
Total Offense	65-444	62-356
Fumbles-Lost	0-0	2-0
Penalties-Yards	6-96	4-20
Time of Possession	27:21	32:28

RUSHING: MU - Giles 13-96; Sloan EL 10-34; Mandeville 6-38; D'urso 1-5; Raymond 1-1; Team 1-1; Frazier 5 minus 10. WC - Doscher 25-129; Foxworth 12-109.

PASSING: MU - Frazier 17-22-1-182; Mandeville 2-3-0-19. WC - Doscher 13-26-1-206.

RECEIVING: MU - Pollard 5-49; Folsom 5-34; Plautz 3-37; Romeo3-36; George 1-27; Roeder 1-12; Sloan EL 1-6. WC - Collins 4-112; Crawford 2-30; Matthews 2-16; Sapps 1-26; Jaeger 1-11; Munson 1-8; Ford 1-2.

CCSU 49 MONMOUTH 48

Nov. 13, 2010 • Kessler Field • West Long Branch, NJ

WEST LONG BRANCH, N.J. - The Monmouth University football team dropped its first ever overtime contest, falling to Central Connecticut State, 49-48 in two extra periods on Saturday afternoon at Kessler Field.

After a scoreless first overtime period, the Hawks took a 48-41 lead after fifth-year senior LJ Caprio scored his third rushing touchdown of the game on a four-yard run. CCSU quarterback Gunnar Jespersen answered with a score from a yard out, and then the visitor's won the game when they elected to go for two, instead of tying the game with an extra point, when the signal-caller found receiver Josue Paul for the conversion.

The Blue Devils took the game's initial lead when running back Everette Benjamin scored from 29 yards out with 10:47 left in the first quarter. The Hawks tied the game at 7-7 when Caprio scored his first touchdown of the game with 7:34 left in the opening period. The fifth-year senior gave the Hawks a one-score lead early in the second quarter, scoring from two yards out with 14:27 showing before halftime.

CCSU then scored 14 straight points to take a 21-14 lead after Jespersen tossed scores on consecutive drives, the first a 42-yarder to Richie Martin and then a 26-yarder to Paul, respectively. The Hawks answered when quarterback Kyle Frazier connected with fifth-year senior receiver Ryan Folsom on a 69-yard touchdown to square the game at 21-21 with 1:50 left in the first half.

On the ensuing kickoff, CCSU defensive end Lawton Arnold picked up the pooch kick and raced 70 yards for a touchdown, putting the Blue Devils in front, 28-21 with 1:33 left. Monmouth answered when Frazier hit Nick Romeo for a 15-yard score with 32 seconds left in the half, but the Hawks missed the extra point and trailed, 28-27. MU then took a 34-28 lead into intermission when fifth-year senior Kenny Amsel picked off a Jespersen pass and went 72 yards for a score as the first half clock expired.

The Hawks added to their lead, going up 41-28 after their first drive of the second half when freshman Mitchell Pollard scored on a 13-yard run to cap a four-play, 62-yard jaunt. Central scored on its next two possessions, tying the game at 41-41 with 56 seconds left in the game, but had its extra point blocked, forcing overtime.

The two teams combined for over 1,000 yards of total offense in the shootout. Frazier completed 18-of-29 passes for 300 yards and two scores in the game, and led the ground attack with a career-high 115 yards on 16 carries. Caprio carried 23 times for 64 yards, adding three scores in the game. Tyler George caught a team-high five passes for 40 yards, while Pollard added four grabs for 73 yards. Matt Plautz caught three passes for 45 yards, while Folsom contributed a pair of catches for 85 yards.

Benjamin led CCSU with 184 rushing yards on 28 carries. Chris Tolbert added 72 yards on 11 carries as the Blue Devils ran for 338 yards on 63 carries. Jespersen completed 16-of-29 passes for 225 yards with three scores and two interceptions.

A quartet of Hawks each recorded 10+ tackles, led by Joe Valenti and his 14 stops. Jose Gumbs, Kendall Haley and Dave Ogden each recorded 11 tackles as Ogden added three tackles for loss and a sack.

MU	7	27	7	0	7	0	8	-	48
CCSU	7	21	7	6	8	0	7	-	49

CCSU - Benjamin, 29 yd run (Izzo Kick), 9-63 4:13 -1st
 MU - Caprio 1 yd run (Spillane Kick), 7-62 3:06 - 1st
 MU - Caprio 2 yd run (Spillane Kick), 11-65 3:59 - 2nd
 CCSU - Marti, 42 yd pass from Jespersen, (Izzo Kick), 6-64 2:13 - 2nd
 CCSU - Paul 26 yd pass from Jespersen, (Izzo Kick), 7-50 2:18 - 2nd
 MU - Folsom, 69 yd pass from Frazier, (Spillane Kick), 2-69 0:16 -2nd
 CCSU - Arnold, 70 yd kickoff return (Izzo Kick) -2nd
 MU - Romeo, 15 yd pass from Frazier (Spillane Kick Failed), 6-60 1:01-2nd
 MU - Amsel, 72 yd interception return (Spillane Kick) -2nd
 MU - Pollard, 13 yd run (Spillane Kick), 4-62 1:29 -3rd
 CCSU - Richardson, 1 yd run (Izzo Kick), 3-52 0:56 -3rd
 CCSU - Borawski, 7yd pass from Jespersen (Izzo Kick Blocked), 11-80 4:42 - 4th
 MU - Caprio, 4 yd run (Goodarz Kick), 4-25 0:00 -OT
 CCSU - Jespersen 1 yd run (Paul pass from Jespersen) 9-25 - OT

	CCSU	MU
First Downs	29	22
Rushes - Yards	63-323	44-203
Passing Yards	225	302
Passes (C-A-I)	29-16-2	30-19-0
Total Offense	92-548	74-505
Fumbles-Lost	2-1	1-1
Penalties-Yards	4-59	4-32
Time of Possession	33:13	26:47

RUSHING: CCSU - Benjamin 28-184; Tolbert 11-72; Jespersen 13-28; Woolford 3-27; Richardson 6-8; Pagan 2-4. MU - Frazier 16-115; Caprio 23-64; Pollard 1-13; Giles2-9; Mandeville 2-2.

PASSING: CCSU - Jespersen 16-29-2-225. MU - Frazier 18-29-0-300, Mandeville 1-1-0-2.

RECEIVING: CCSU - Martin 3-78; Paul 3-53; Borawski 3-25; Debenedittis 2-34; Tolbert 2-18; Linares 1-8; Benjamin 1-5; Julbes 1-4. MU - George 5-40; Pollard 4-73; Plautz 3-45; Folsom 2-85; Giles 2-28; Romeo 1-15; Roeder 1-11; McIlifferty 1-5.

ALBANY 28 MONMOUTH 19

Nov. 20, 2010 • University Field • Albany, N.Y.

Despite closing to within two in the final minutes of the game, Monmouth University fell to The University at Albany 28-19 in the 2010 season finale Saturday.

Four second half turnovers doomed the Hawks, who are now 4-9 all-time against the Great Danes.

With 6:06 remaining in regulation and by eight, Kyle Frazier orchestrated an eight-play 75 yard drive that culminated in a three yard L.J. Caprio TD score to cut the lead to 21-19. The key play on the drive was a Frazier to Mike McLafferty 22-yard pass, in which the redshirt freshman tight end spun away from two tacklers to set the Hawks up on the UA three yard line. The score was Caprio's ninth of the season. On the two point attempt Frazier's pass was just high for the outstretched McLafferty and MU was left trailing by two with 3:09 to play.

MU's onside kick attempt was recovered by Albany but MU's defense forced a three-and-out and the Hawks got the ball back at their own 12 with 2:37 to play. Frazier was sacked on first down, had a ball batted down on second and third down setting up a fourth and 13 from the eight. Frazier connected with Matt Plautz on the next play for a 12 yard gain setting up a fresh set of downs from the MU 28. Two plays later Frazier fumbled while escaping pressure and Albany's Jon Morgan picked up the ball and ran it untouched to the endzone to put the Great Danes ahead 28-19. Frazier was intercepted on MU's final drive with UA running the ball out for the victory.

Albany sophomore Andrew Smith scored the first points of the day on a one yard TD plunge that he set up himself with a 44 yard fake punt one play earlier. Smith's seventh rushing score of the year put the Great Danes up 7-0 with 10:03 to play in the first quarter.

The Hawks mounted a great drive late in the first quarter with Frazier going five of eight on the drive for 38 yards through the air. With a pair of first down passes to Tyler George setting them up with a first and goal from the four, a high snap on second down forced a third and goal from the nine. Two plays later Spillane hit a 25 yard field goal to cut the lead to 7-4 with 12:49 to play. The drive went 84 yards on 17 plays covering 7:27 of game time.

Special teams woes struck again as UA freshman Dillon Romain returned the ensuing kickoff 48 yards to the MU 42 yardline. Two plays later Leathley hit Ryan Kirshner for a 28 yard completion to set up Ben Miseikis touchdown run on the following play. The Albany drive covered 42 yards on three plays and took just one minute off the clock.

MU caught a break when Albany punted into a whipping wind from its own 30, with the ball going just seven yards. The Hawk drive stalled but a 33 yard Eric Spillane field goal gave MU another three points, working Albany's advantage down to 14-6 with 5:59 to play in the half.

Trailing 14-6 to start the second half, a quirky play gave the Hawks the ball despite kicking off. Spillane's kickoff hung up in the wind and the ball bounced back right into the hands of Jose Gumbs who was hustling down on kick coverage. Taking over from the Albany 30, Frazier hit Plautz on a 17 yard come-back route to move into the.

Three plays later Frazier scampered into the endzone untouched from the four.

Another disastrous kick coverage effort gave the Great Danes great field position with a 15 yard face-mask penalty getting tacked on from the end. UA drove down to the MU one but couldn't get in on four tries and the Hawks took over from their own one. On the very next play Frazier fumbled from his own one with Albany pouncing on the loose ball. It took two plays for the Great Danes to capitalize on the mistake, with Leathley scoring on a keeper from a yard out on second down to put UA up 21-13 with 8:01 to play in the third frame.

MU	0	6	7	6	- 19
ALBANY	7	7	7	7	- 28

ALBANY - Smith, 1 yd run (Glass Kick), 9-74 3:23 - 1st
 MU - Spillane, 25 yd field goal, 17-84 7:27 - 2nd
 ALBANY - Miseikis, 10 yd run (Glass Kick), 3-42 1:00 - 2nd
 MU - Spillane, 33 yd field goal, 5-21 2:17 - 2nd
 MU - Frazier, 4 yd run (Spillane Kick), 5-30 2:33 - 3rd
 ALBANY - Leathley, 1 yd run (Glass Kick), -3rd
 MU - Caprio, 2 yd run (Frazier pass failed), 8-75 2:57 - 4th
 ALBANY - Morgan, 21 yd fumble recovery (Glass kick) - 4th

	ALBANY	MU
First Downs	12	21
Rushes - Yards	44-172	38-102
Passing Yards	83	219
Passes (C-A-I)	9-16-0	20-40-2
Total Offense	60-255	78-321
Fumbles-Lost	2-1	2-2
Penalties-Yards	8-70	2-25
Time of Possession	27:36	32:24

RUSHING: MU - Caprio 18-40; Frazier 13-34; Mandeville 7-28. ALBANY - Smith 14-97; Romain 18-71; Miseikis 3-12.

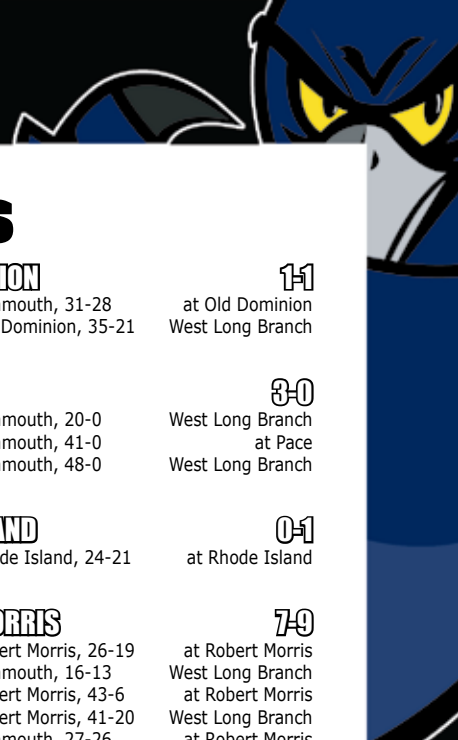
PASSING: MU - Frazier 20-40-2-219. ALBANY - Leathley 9-15-0-83; Smith 0-1-0-0.

RECEIVING: MU - Plautz 5-70; George 4-35; Folsom 3-27; McLafferty 3-26; Hogan 2-15; Pollard 1-33; Romeo 1-10; D'Urso 1-3. ALBANY - Kirchner 4-52; Smith 1-14; Chillis 1-6; Poore 1-5; Romain 1-3;



MONMOUTH
FOOTBALL

TRADITION



ALL-TIME SERIES RECORDS

ALBANY 09/19/98 Albany, 31-28 09/11/99 Albany, 24-16 11/04/00 Albany, 37-10 11/03/01 Albany, 19-10 11/16/02 Albany, 19-7 10/18/93 Monmouth, 10-7 10/16/04 Monmouth, 25-24 11/12/05 Monmouth, 16-13 11/11/06 Monmouth, 19-0 11/17/07 Albany, 21-3 11/01/08 Albany, 35-17 10/24/09 Albany, 35-10 11/20/10 Albany, 28-19	4-0 at Albany West Long Branch at Albany West Long Branch at Albany West Long Branch at Albany West Long Branch at Albany West Long Branch at Albany West Long Branch at Albany	DELAWARE 09/29/07 Delaware, 42-7	0-1 at Delaware	OLD DOMINION 9/26/09 Monmouth, 31-28 9/25/10 Old Dominion, 35-21	1-1 at Old Dominion West Long Branch
ALBRIGHT 11/13/93 Monmouth, 15-14	1-0 at Albright	DUQUESNE 11/22/03 Duquesne, 12-10 (ECAC Football Classic) 11/17/07 Monmouth, 31-20 11/15/08 Monmouth, 37-14 09/19/09 Monmouth, 17-10 10/02/10 Monmouth, 44-17	4-1 at Duquesne West Long Branch at Duquesne West Long Branch at Duquesne	PAGE 09/17/94 Monmouth, 20-0 10/14/95 Monmouth, 41-0 09/21/96 Monmouth, 48-0	3-0 West Long Branch at Page West Long Branch
BRYANT 09/20/08 Monmouth, 30-17 10/31/09 Monmouth, 10-6 10/16/10 Monmouth, 21-12	3-0 at Bryant West Long Branch West Long Branch	FORDHAM 9/2/06 Monmouth, 23-9	1-0 at Fordham	RHODE ISLAND 08/30/09 Rhode Island, 24-21	0-1 at Rhode Island
CALIFORNIA (PAJ) 09/17/05 Monmouth, 16-15	1-0 West Long Branch	GEORGETOWN 09/20/03 Monmouth, 12-10 10/23/04 Monmouth, 27-10	2-0 at Georgetown West Long Branch	ROBERT MORRIS 09/10/94 Robert Morris, 26-19 09/09/95 Monmouth, 16-13 10/26/96 Robert Morris, 43-6 10/25/97 Robert Morris, 41-20 10/24/98 Monmouth, 27-26 10/23/99 Robert Morris, 34-16 09/16/00 Robert Morris, 23-7 09/28/02 Robert Morris, 15-10 09/13/03 Monmouth, 17-10 09/18/04 Monmouth, 29-27 10/22/05 Monmouth, 14-0 10/21/06 Monmouth, 16-7 09/08/07 Robert Morris, 20-17 9/27/08 Monmouth, 34-26 11/21/09 Robert Morris, 23-9 10/09/10 Robert Morris, 17-16	7-9 at Robert Morris West Long Branch at Robert Morris West Long Branch at Robert Morris West Long Branch at Robert Morris West Long Branch at Robert Morris West Long Branch at Robert Morris West Long Branch at Robert Morris West Long Branch at Robert Morris West Long Branch at Robert Morris
CANISIUS 09/29/01 Monmouth, 42-0	1-0 West Long Branch	HARTWICK 10/23/93 Hartwick, 17-13	0-1 West Long Branch	SACRED HEART 09/25/93 Sacred Heart, 12-0 10/29/94 Monmouth, 32-13 11/03/97 Monmouth, 43-0 10/31/98 Monmouth, 57-7 10/30/99 Monmouth, 37-17 09/30/00 Sacred Heart, 13-7 11/18/01 Sacred Heart, 44-14 09/14/02 Sacred Heart, 32-13 10/11/03 Monmouth, 12-7 11/06/04 Monmouth, 28-10 10/08/05 Monmouth, 45-14 10/07/06 Monmouth, 24-0 10/06/07 Monmouth, 49-8 11/08/08 Monmouth, 19-7 10/17/09 Monmouth, 42-20 10/30/10 Sacred Heart, 26-25	11-5 West Long Branch at Sacred Heart at Sacred Heart West Long Branch at Sacred Heart West Long Branch at Sacred Heart West Long Branch at Sacred Heart West Long Branch at Sacred Heart West Long Branch at Sacred Heart West Long Branch at Sacred Heart West Long Branch
CENTRAL CONN. STATE 11/12/94 Monmouth, 14-13 11/11/95 Monmouth, 30-13 11/16/96 Monmouth, 33-27 11/15/97 Monmouth, 31-17 11/14/98 CCSU, 17-13 11/13/99 CCSU, 28-21 09/23/00 Monmouth, 28-0 09/22/01 Monmouth, 20-14 10/19/02 CCSU, 10-9 11/01/03 CCSU, 14-10 10/30/04 Monmouth, 9-6 10/29/05 CCSU, 15-13 10/28/06 Monmouth, 19-13 10/27/07 Monmouth, 51-36 10/25/08 Monmouth, 30-20 11/14/09 CCSU, 20-19 11/13/10 CCSU, 49-48 (2 OT)	10-7 at CCSU West Long Branch West Long Branch at CCSU West Long Branch at CCSU West Long Branch at CCSU West Long Branch at CCSU West Long Branch at CCSU West Long Branch at CCSU West Long Branch at CCSU West Long Branch at CCSU West Long Branch at CCSU	IONA 10/04/03 Monmouth, 30-7 10/02/04 Monmouth, 40-14	2-0 West Long Branch at Iona	JACKSONVILLE 11/18/00 Monmouth, 32-28	1-0 at Jacksonville
COASTAL CAROLINA 09/13/08 Coastal, 26-7 09/12/09 Coastal, 24-17	0-2 West Long Branch at Coastal Carolina	LAFAYETTE 09/07/02 Lafayette, 30-29	0-1 at Lafayette	LASALLE 09/21/97 Monmouth, 42-20 10/03/98 Monmouth, 41-7 10/25/03 Monmouth, 50-0 09/11/04 Monmouth, 34-15 09/10/05 Monmouth, 65-27	5-0 West Long Branch at La Salle at La Salle West Long Branch at La Salle
COLGATE 09/23/06 Monmouth, 17-12 09/05/09 Colgate, 35-23 09/04/10 Colgate, 30-29	1-2 at Colgate at Colgate at Colgate	LEHIGH 09/18/99 Lehigh, 56-10 09/03/05 Lehigh, 54-26	0-2 at Lehigh at Lehigh	MAINE 09/01/08 Maine, 21-14 09/06/08 Maine, 27-24 09/11/11 Maine, 31-23	0-3 at Maine West Long Branch West Long Branch
C.W. POST 09/28/96 Monmouth, 14-7 10/10/98 C.W. Post, 27-22 10/09/99 C.W. Post, 30-26 10/07/00 C.W. Post, 20-7 10/06/01 C.W. Post, 31-12	1-4 at C.W. Post at C.W. Post West Long Branch at C.W. Post West Long Branch	MARIST 09/02/95 Marist, 16-15	0-1 at Marist	MERCYHURST 10/05/95 Monmouth, 35-14 10/05/96 Monmouth, 28-14	2-0 West Long Branch at Mercyhurst
DAYTON 09/13/97 Dayton, 51-16 09/05/98 Dayton, 27-14	0-2 at Dayton West Long Branch	MORGAN STATE 09/21/02 Morgan State, 35-20 09/09/06 Monmouth, 26-9	1-1 at Morgan State West Long Branch	NEW HAVEN 10/05/97 New Haven, 49-3	0-1 West Long Branch



The Hawks have a 1-1 record against Morgan State, winning the last time they met in West Long Branch.

ST. FRANCIS (PA)

10/16/93	St. Francis, 25-14	at St. Francis
10/08/94	Monmouth, 29-7	West Long Branch
10/28/95	Monmouth, 35-0	at St. Francis
09/14/96	Monmouth, 46-17	West Long Branch
10/18/97	Monmouth, 27-7	at St. Francis
10/17/98	Monmouth, 33-14	West Long Branch
10/16/99	Monmouth, 20-9	at St. Francis
10/14/00	Monmouth, 41-6	West Long Branch
10/13/01	Monmouth, 28-0	at St. Francis
11/09/02	Monmouth, 7-0	West Long Branch
11/15/03	Monmouth, 28-21	at St. Francis
11/15/04	Monmouth, 49-39	West Long Branch
11/05/05	St. Francis, 19-15	at St. Francis
11/04/06	Monmouth, 54-20	West Long Branch
11/03/07	Monmouth, 47-17	at St. Francis
10/04/08	Monmouth, 42-15	West Long Branch
11/07/09	Monmouth, 24-10	at St. Francis
10/23/10	Monmouth, 19-7	West Long Branch

16-2

STONY BROOK

09/25/99	Stony Brook, 7-3	at Stony Brook
10/21/00	Monmouth, 34-7	West Long Branch
10/20/01	Monmouth, 33-14	at Stony Brook
10/12/02	Monmouth, 14-9	West Long Branch
09/27/03	Monmouth, 20-14	at Stony Brook
09/25/04	Stony Brook, 27-0	West Long Branch
10/01/05	Monmouth, 36-7	at Stony Brook
09/30/06	Stony Brook, 36-17	West Long Branch
09/22/07	Stony Brook, 21-15	at Stony Brook

5-4

TOWSON

09/30/95	Towson, 31-15	at Towson
10/19/96	Towson, 15-6	West Long Branch
09/07/97	Towson, 21-20	at Towson
09/12/98	Towson, 42-20	West Long Branch
09/04/99	Towson, 34-7	at Towson
10/28/00	Towson, 12-0	West Long Branch
10/27/01	Monmouth, 24-17	at Towson
11/02/02	Towson, 20-0	West Long Branch

1-7

ST. JOHN'S (NY)

09/23/94	St. John's, 38-18	at St. John's
09/23/95	Monmouth, 47-0	West Long Branch
11/10/00	Monmouth, 27-14	at St. John's
11/10/01	Monmouth, 34-0	West Long Branch

3-1

WAGNER

11/06/93	Wagner, 14-7	West Long Branch
10/01/94	Monmouth, 22-14	at Wagner
11/04/95	Wagner, 21-20	West Long Branch
10/12/96	Monmouth, 23-10	at Wagner
11/08/97	Monmouth, 51-7	West Long Branch
11/07/98	Monmouth, 48-20	at Wagner
11/06/99	Wagner, 35-3	West Long Branch
09/09/00	Wagner, 14-7	at Wagner
09/08/01	Monmouth, 23-15	West Long Branch
10/26/02	Wagner, 7-6	at Wagner
10/11/03	Monmouth, 24-0	West Long Branch
10/09/04	Monmouth, 14-7	at Wagner
10/15/05	Wagner, 26-20	West Long Branch
10/19/06	Monmouth, 28-7	at Wagner
10/13/07	Wagner, 45-16	West Long Branch
10/11/08	Monmouth, 31-17	at Wagner
10/10/09	Wagner, 27-24	West Long Branch
11/06/10	Wagner, 31-20	at Wagner

9-9

ST. PETERS

10/02/93	Monmouth, 44-42	West Long Branch
09/16/95	Monmouth, 34-10	at St. Peter's
09/06/03	Monmouth, 24-0	West Long Branch
09/04/04	Monmouth, 44-3	at St. Peter's
09/16/06	Monmouth, 36-12	West Long Branch

5-0

SIENA

11/09/96	Monmouth, 43-10	West Long Branch
----------	-----------------	------------------

1-0

SOUTHERN CONNECTICUT

09/07/96	S. Connecticut, 27-0	West Long Branch
----------	----------------------	------------------

0-1

STONEHILL

09/11/93	Stonehill, 13-8	at Stonehill
11/05/94	Monmouth, 12-0	West Long Branch

1-1

WESTERN NEW ENGLAND

10/15/94	Monmouth, 36-0	West Long Branch
----------	----------------	------------------

1-0


MONMOUTH AGAINST THE CONFERENCES

Conference	All-Time Record	Last Win	Last Loss
NEC	61-38	vs St. Francis (10/23/10)	at Albany (11/20/10)
MAAC	14-3	vs Duquesne (11/17/07)	at Duquesne (11/22/03)
Patriot League	4-5	at Colgate (9/23/06)	at Colgate (9/4/10)
CAA	1-12	at Towson (10/27/01)	vs Maine (9/11/10)
Big South	0-3	N/A	vs Coastal Carolina (9/12/09)
MAC (DIII)	1-0	at Albright (11/13/93)	N/A
PSAC	1-0	vs California [Pa.] (9/17/05)	N/A
NEFC	1-0	vs Western New England (10/15/94)	N/A
NE-10	5-7	at C.W. Post (9/28/96)	vs C.W. Post (10/6/01)
Pioneer	1-3	at Jacksonville (11/18/00)	vs San Diego (12/2/06)
MEAC	1-1	vs Morgan State (9/9/06)	at Morgan State (9/21/02)
Empire 8	0-1	N/A	vs Hartwick (10/23/93)
GLIAC	2-0	at Mercyhurst (10/5/96)	N/A

** All conference records are based on the league that the teams currently play in **except** the NEC record

YEAR BY YEAR RESULTS

YEARLY RESULTS



KEVIN CALLAHAN
(1993-)

Yrs.	W	L	Pct.
18	104	80	.565

1993-199 (Pre-Northeast Conference)

Overall		Head Coach
Year	Rec.	
1993	2-5	Kevin Callahan
1994	7-2	Kevin Callahan
1995	7-3	Kevin Callahan
3 Yrs.	16-10	

1996-2011 (Northeast Conference)

Overall		NEC	NEC	Head Coach
Year	Rec.	Rec.	Finish	
1996	7-3	3-1	t-1st	Kevin Callahan
1997	5-4	3-1	2nd	Kevin Callahan
1998	5-5	4-1	t-1st	Kevin Callahan
1999	2-8	2-5	6th	Kevin Callahan
2000	5-6	4-4	5th	Kevin Callahan
2001	7-3	5-2	t-3rd	Kevin Callahan
2002	2-8	2-5	6th	Kevin Callahan
2003	10-2	6-1	t-1st	Kevin Callahan
2004	10-1	6-1	t-1st	Kevin Callahan
2005	6-4	4-3	t-3rd	Kevin Callahan
2006	10-2	6-1	1st	Kevin Callahan
2007	4-6	3-3	t-3rd	Kevin Callahan
2008	7-4	6-1	2nd	Kevin Callahan
2009	5-6	4-4	5th	Kevin Callahan
2010	3-8	3-5	6th	Kevin Callahan
14 Yrs.	88-70	61-38		

OVERALL

18 Yrs. 104-80 58-33 Kevin Callahan



1993 (2-5)

KEVIN CALLAHAN

09/11	at Stonehill	L	8-13
09/25	SACRED HEART	L	0-12
10/02	SAINT PETER'S	W	44-42
10/16	at St. Francis (Pa.)	L	14-25
10/23	HARTWICK	L	13-17
11/06	WAGNER	L	7-14
11/13	at Albright	W	15-14



MU recorded the first win in program history over Saint Peter's at home in 1993.

1994 (7-2)

KEVIN CALLAHAN

09/10	at Robert Morris	L	19-26
09/17	PACE	W	20-0
09/23	at St. John's	L	18-38
10/01	at Wagner	W	22-14
10/08	St. FRANCIS (PA.)	W	29-7
10/15	WESTERN NEW ENGLAND	W	36-0
10/29	at Sacred Heart	W	32-13
11/05	STONEHILL	W	12-0
11/12	at Central Connecticut State	W	14-13

1995 (7-3)

KEVIN CALLAHAN

09/02	at Marist	L	15-16
09/09	ROBERT MORRIS	W	16-13
09/16	at St. Peter's	W	34-10
09/23	ST. JOHN'S	W	47-0
09/30	at Towson State	L	15-31
10/07	MERCYHURST	W	35-14
10/14	at Pace	W	41-0
10/28	at St. Francis (Pa.)	W	35-0
11/04	WAGNER	L	20-21
11/11	CENTRAL CONNECTICUT STATE	W	30-13

1996 (7-3, 3-1 NEC)

NORTHEAST CONFERENCE CO-CHAMPIONS
KEVIN CALLAHAN

09/07	SOUTHERN CONNECTICUT	L	0-27
09/14	❖ ST. FRANCIS (PA.)	W	46-17
09/21	PACE	W	48-0
09/28	at C.W. Post	W	14-7
10/05	at Mercyhurst	W	28-14
10/12	❖ at Wagner	W	23-10
10/19	TOWSON STATE	L	6-15
10/26	❖ at Robert Morris	L	6-43
11/09	SIENA	W	43-10
11/16	❖ CENTRAL CONNECTICUT STATE	W	33-27

1997 (5-4, 3-1 NEC)

KEVIN CALLAHAN

09/07	at Towson	L	20-21
09/13	at Dayton	L	16-51
09/21	LA SALLE	W	42-20
10/05	NEW HAVEN	L	3-49
10/18	❖ at St. Francis (Pa.)	W	27-7
10/25	❖ ROBERT MORRIS	L	20-41
11/03	at Sacred Heart	W	43-0
11/08	❖ WAGNER	W	51-7
11/15	❖ at Central Connecticut State	W	31-17

1998 (5-5, 4-1 NEC)

NORTHEAST CONFERENCE CO-CHAMPIONS
KEVIN CALLAHAN

09/05	DAYTON	L	14-27
09/12	TOWSON	L	20-42
09/19	at Albany	L	28-31
10/03	at La Salle	W	41-7
10/10	at C.W. Post	L	22-27
10/17	❖ ST. FRANCIS (PA.)	W	33-14
10/24	❖ at Robert Morris	W	27-26
10/31	SACRED HEART	W	57-7
11/07	❖ at Wagner	W	48-20
11/14	❖ CENTRAL CONNECTICUT STATE	L	13-17

1999 (2-8, 2-5 NEC)

KEVIN CALLAHAN

09/04	at Towson	L	7-34
09/11	❖ ALBANY	L	16-24
09/18	at Lehigh	L	10-56
09/25	❖ at Stony Brook	L	3-7
10/09	C.W. POST	L	26-30
10/16	❖ at St. Francis (Pa.)	W	20-9
10/23	❖ ROBERT MORRIS	L	16-34
10/30	❖ at Sacred Heart	W	37-17
11/06	❖ WAGNER	L	3-35
11/13	❖ at Central Connecticut State	L	21-28

2000 (5-6, 4-4 NEC)

KEVIN CALLAHAN

09/09	❖ at Wagner	L	7-14
09/16	❖ at Robert Morris	L	7-23
09/23	❖ CENTRAL CONNECTICUT STATE	W	28-0
09/30	❖ SACRED HEART	L	7-13
10/07	at C.W. Post	L	7-20
10/14	❖ ST. FRANCIS (PA.)	W	41-6
10/21	❖ STONY BROOK	W	34-7
10/28	TOWSON	L	0-12
11/04	❖ at Albany	L	10-37
11/10	❖ at St. John's	W	27-14
11/18	at Jacksonville	W	32-28



Monmouth owns a 5-4 record all-time against the Big South's Stony Brook.

2001 (7-3,5-2NEC)

KEVIN CALLAHAN

09/08	❖ WAGNER	W 23-15
09/22	❖ at Central Connecticut State	W 20-14
09/29	❖ CANISIUS	W 42-0
10/06	❖ C.W. POST	L 12-31
10/13	❖ at St. Francis (Pa.)	W 28-0
10/20	❖ at Stony Brook	W 33-14
10/27	❖ at Towson	W 24-17
11/03	❖ ALBANY	L 10-19
11/10	❖ ST. JOHN'S	W 34-0
11/18	❖ at Sacred Heart	L 14-44

2002 (2-3,2-5NEC)

KEVIN CALLAHAN

09/07	❖ at Lafayette	L 29-30
09/14	❖ SACRED HEART	L 13-32
09/21	❖ at Morgan State	L 20-35
09/28	❖ at Robert Morris	L 10-15
10/12	❖ STONY BROOK	W 14-9
10/19	❖ CENTRAL CONNECTICUT STATE	L 9-10
10/26	❖ at Wagner	L 6-7
11/02	❖ TOWSON	L 0-20
11/09	❖ ST. FRANCIS (PA.)	W 7-0
11/16	❖ at Albany	L 7-19

2003 (10-2,6-1NEC)

NORTHEAST CONFERENCE CO-CHAMPIONS

KEVIN CALLAHAN

09/06	❖ ST. PETER'S	W 24-0
09/13	❖ ROBERT MORRIS	W 17-10
09/20	❖ at Georgetown	W 12-10
09/27	❖ at Stony Brook	W 20-14
10/04	❖ IONA	W 30-7
10/11	❖ WAGNER	W 24-0
10/18	❖ ALBANY	W 10-7
10/25	❖ at La Salle	W 50-0
11/01	❖ at Central Connecticut State	L 10-14
11/08	❖ at Sacred Heart	W 12-7
11/15	❖ at St. Francis (Pa.)	W 28-21
	ECAC FOOTBALL CLASSIC	
11/22	❖ at Duquesne	L 10-12



Monmouth is 2-0 all-time against Georgetown of the Patriot League.

2004 (10-1,6-1NEC)

NORTHEAST CONFERENCE CO-CHAMPIONS

KEVIN CALLAHAN

09/04	❖ at Saint Peter's	W 44-3
09/11	❖ LA SALLE	W 34-15
09/18	❖ at Robert Morris	W 29-27
09/25	❖ STONY BROOK	L 0-27
10/02	❖ at Iona	W 40-14
10/9	❖ at Wagner	W 14-7
10/16	❖ at Albany	W 25-24
10/23	❖ GEORGETOWN	W 27-10
10/30	❖ CENTRAL CONNECTICUT STATE	W 9-6
11/06	❖ SACRED HEART	W 28-10
11/15	❖ ST. FRANCIS (PA.)	W 49-39

2005 (6-4,4-3NEC)

KEVIN CALLAHAN

09/03	❖ at #14 Lehigh	L 26-54
09/10	❖ at La Salle	W 65-27
09/17	❖ DII #25 CALIFORNIA (PA.)	W 16-15
10/01	❖ at Stony Brook	W 36-7
10/08	❖ at Sacred Heart	W 45-14
10/15	❖ WAGNER	L 20-26
10/22	❖ ROBERT MORRIS	W 14-0
10/29	❖ at Central Connecticut State	L 13-15
11/05	❖ at St. Francis (Pa.)	L 15-19
11/12	❖ ALBANY	W 16-13

2006 (10-2,6-1NEC)

NORTHEAST CONFERENCE CHAMPIONS

KEVIN CALLAHAN

09/02	❖ at Fordham	W 23-9
09/09	❖ MORGAN STATE	W 26-9
09/16	❖ ST. PETER'S	W 36-12
09/23	❖ at Colgate	W 17-12
09/23	❖ STONY BROOK	L 17-36
10/07	❖ SACRED HEART	W 24-0
10/14	❖ at Wagner	W 28-7
10/21	❖ at Robert Morris	W 16-7
10/28	❖ CENTRAL CONNECTICUT STATE	W 19-13
11/04	❖ ST. FRANCIS	W 54-20
11/11	❖ at Albany	W 19-0
	GRIDIRON CLASSIC	
12/2	❖ SAN DIEGO	L 7-27

2007 (4-6,3-3NEC)

KEVIN CALLAHAN

09/01	❖ at Maine	L 14-21
09/08	❖ ROBERT MORRIS	L 17-20
09/22	❖ at Stony Brook	L 15-21
09/29	❖ at Delaware	L 7-42
10/06	❖ at Sacred Heart	W 49-8
10/13	❖ WAGNER	L 16-45
10/27	❖ at Central Connecticut State	W 51-36
11/03	❖ at ST. FRANCIS	W 47-17
11/10	❖ ALBANY	L 3-21
11/17	❖ DUQUESNE	W 31-20



The Hawks played in front of their largest crowd ever (21,431) at Delaware in '07.

2008 (7-4,6-1NEC)

KEVIN CALLAHAN

08/30	❖ at Rhode Island	L 24-27
09/06	❖ MAINE	L 17-21
09/13	❖ COASTAL CAROLINA	L 7-26
09/20	❖ at Bryant	W 30-17
09/27	❖ at Robert Morris	W 34-26
10/04	❖ ST. FRANCIS	W 42-15
10/11	❖ at Wagner	W 31-17
10/25	❖ CENTRAL CONNECTICUT STATE	W 30-20
11/01	❖ at Albany	L 17-35
11/08	❖ SACRED HEART	W 19-7
11/15	❖ at Duquesne	W 37-14

2009 (5-6,4-4NEC)

KEVIN CALLAHAN

09/05	❖ at Colgate	L 23-35
09/02	❖ at Coastal Carolina	L 17-24
09/19	❖ DUQUESNE	W 17-10
09/26	❖ at Old Dominion	W 31-28
10/10	❖ WAGNER	L 24-27
10/17	❖ at Sacred Heart	W 42-20
10/24	❖ ALBANY	L 10-35
10/31	❖ BRYANT	W 10-6
11/07	❖ at Saint Francis	W 24-10
11/14	❖ at CCSU	L 19-20
11/21	❖ ROBERT MORRIS	L 9-23



MU faced Old Dominion in the Monarch's inaugural season in front of a crowd of 19,000 plus.

2010 (3-3,3-5NEC)

KEVIN CALLAHAN

09/04	❖ at Colgate	L 29-30
09/11	❖ MAINE	L 23-31
09/25	❖ OLD DOMINION	L 21-35
10/02	❖ at Duquesne	W 44-17
10/09	❖ at Robert Morris	L 16-17
10/16	❖ BRYANT	W 21-12
10/23	❖ SAINT FRANCIS	W 19-7
10/30	❖ SACRED HEART	L 25-26
11/06	❖ at Wagner	L 20-31
11/13	❖ CCSU	L 48-49
11/20	❖ at Albany	L 19-28

❖ - Denotes Northeast Conference game



Monmouth opened up the 2008 season with a game against the CAA's Rhode Island

1996 NORTHEAST CONFERENCE CO-CHAMPIONS

Monmouth and Robert Morris shared parts of the inaugural title as the Northeast Conference first sponsored football for the 1996 season. The Blue and White went 7-3 overall and 3-1 in league action to claim part of the crown.

After beginning the season with a 27-0 loss to Southern Connecticut, Monmouth rattled off five consecutive wins, including NEC wins over St. Francis [Pa.] (46-17) and Wagner (23-10). The Hawks' lone loss came against Robert Morris as the Colonials logged a 43-6 win. Monmouth was able to earn part of the championship with a 33-27 win over Central Connecticut State in the season finale.

The Hawks had five players named to the All-Northeast Conference squad. On defense, linebacker Anthony Berke, lineman Jason Gmitter and back Stacy Dixon were honored, while offensive lineman Dominic Cuniglio and wide receiver William Holder were recognized on offense.


Starting quarterback Dan Sabella and backup Rich Bargloski combined to throw 13 touchdowns and just five interceptions. Sabella threw for 1,115 yards. Mike Medrano led MU's rushing attack as he averaged 6.5 yards per carry with 638 yards. Ralph O'Neil added 467 yards and nine touchdowns on the ground. William Holder averaged 23.7 yards per reception as he hauled in a team-high 23 passes for 546 yards and seven touchdowns.

Dixon spearheaded the Blue and White defense with 74 tackles. Berke added 70 tackles, including 46 solo jobs and four sacks. Gmitter logged 64 tackles with team highs of 12 sacks and seven tackles for loss of yardage. Defensive backs Vinnie Sasso and Michael James collected four and three interceptions, respectively.

1996 RESULTS 7-3 OVERALL, 3-1 NEC

09/07	SOUTHERN CONNECTICUT	L, 0-27
09/14	❖ ST. FRANCIS (PA.)	W, 46-17
09/21	PACE	W, 48-0
09/28	at C.W. Post	W, 14-7
10/05	at Mercyhurst	W, 28-14
10/12	❖ at Wagner	W, 23-10
10/19	TOWSON STATE	L, 6-15
10/26	❖ at Robert Morris	L, 6-43
11/09	SIENA	W, 43-10
11/16	❖ CENTRAL CONNECTICUT STATE	W, 33-27

❖ - Northeast Conference game



1998 NORTHEAST CONFERENCE CO-CHAMPIONS

After starting the season with a 1-4 record in non-league action, the Hawks rebounded to go 4-1 in league play, ending the season with a 5-5 mark and share of the Northeast Conference title for the second time in three years.

After suffering home losses to Dayton and Towson, Monmouth sandwiched nailbiting road defeats against Albany (31-28) and C.W. Post (27-22) around a road win over La Salle. In league play, the Hawks won four in a row, including blowouts over St. Francis [Pa.] (33-14), Sacred Heart (57-7) and Wagner (48-20) and a one-point win over Robert Morris (27-26). The Hawks entered the season finale with a chance to win an outright title, but the Blue and White lost a 17-13 contest to Central Connecticut State and the Hawks shared the crown with Robert Morris once again.

The late season run earned Kevin Callahan his first Northeast Conference Coach of the Year honor and Chris Reed recorded MU's first-ever 1,000-yard rushing season with 1,166 yards and 21 touchdowns on 208 carries to earn NEC Offensive Player of the Year accolades.

In addition to Reed, quarterback John DiPasquale, wide receiver Anthony Galella, tight end Dave Monro and lineman Anthony Verdi were named All-NEC on the offensive side, while linemen Robert Ward and Cornell Key, linebacker John Schultzel and back Aaron Edwards were tabbed all-league on defense.

Galella recorded Monmouth's finest season ever by a wide receiver, booking 61 receptions for 1,044 yards and nine touchdowns. DiPasquale completed 167-of-294 passes for 2,299 yards, 15 TDs and 11 interceptions. Schultzel recorded 96 tackles to lead the defense.

1998 RESULTS 5-5 OVERALL, 4-1 NEC

09/05	DAYTON	L, 14-27
09/12	TOWSON	L, 20-42
09/19	at Albany	L, 28-31
10/03	at La Salle	W, 41-7
10/10	at C.W. Post	L, 22-27
10/17	❖ ST. FRANCIS (PA.)	W, 33-14
10/24	❖ at Robert Morris	W, 27-26
10/31	❖ SACRED HEART	W, 57-7
11/07	❖ at Wagner	W, 48-20
11/14	❖ CENTRAL CONNECTICUT STATE	L, 13-17

❖ - Northeast Conference game

2003 NORTHEAST CONFERENCE CO-CHAMPIONS

The Hawks had their most successful season ever in 2003, as the Blue and White had its best start (8-0), posed its first-ever 10-win season and earned its first-ever post-season berth.

Monmouth ended the year with a 10-2 record and its only blemishes came in tightly contested games - a 14-10 loss to Central Connecticut State and a 12-10 loss to Duquesne in the ECAC Football Classic. The Hawks began the year on an 8-0 run, including shutouts over St. Peter's (24-0), Wagner (24-0) and La Salle (50-0). The highlight of the run was 10-7 win over eventual co-champion Albany in a televised Homecoming contest. The Hawks' defense stymied the Great Danes, holding All-America running back Gary Jones to just 67 yards on 16 carries, while limiting Albany to just 165 yards of total offense and six first downs. Albany did not get its first first down until 42 minutes into the contest.


2003 RESULTS 10-2 OVERALL, 6-1 NEC

09/06	ST. PETER'S	W, 24-0
09/13	❖ ROBERT MORRIS	W, 17-10
09/20	at Georgetown	W, 12-10
09/27	❖ at Stony Brook	W, 20-14
10/04	IONA	W, 30-7
10/11	❖ WAGNER	W, 24-0
10/18	❖ ALBANY	W, 10-7
10/25	at La Salle	W, 50-0
11/01	❖ at Central Connecticut State	L, 10-14
11/08	❖ at Sacred Heart	W, 12-7
11/15	❖ at St. Francis (Pa.)	W, 28-21
11/22	^ at Duquesne	L, 10-12

❖ - Northeast Conference game
^ - ECAC Football Classic (Pittsburgh, Pa.)

After a disheartening road loss to CCSU, Monmouth rebounded with road wins over Sacred Heart (12-7) and St. Francis [Pa.] (28-21) to earn a share of the crown and by virtue of league tie-breaker rules, the Hawks earned the trip to Pittsburgh to play Duquesne in the ECAC Football Classic, where the Hawks had a chance to win in the final five minutes, but a 40-yard field goal attempt by Steve Andriola sailed wide left.

MU's defense led the nation, allowing just 244.2 yards per game and 8.5 points per game. The Blue Shirts were led by two-time All-America Joe Sentipal who booked 105 tackles, including 15 for loss of yardage, and four interceptions. Wide receiver Miles Austin had a breakout year with a school-record 12 TD receptions.



2004 NORTHEAST CONFERENCE CO-CHAMPIONS

The Hawks accomplished a feat that no other team in NCAA history had performed, winning a game on the final play of regulation three times during a season, as the Blue and White won back-to-back league titles for the first time in league annals and posted a school best .909 winning percentage.

Monmouth's miracle run began at Robert Morris as the Hawks needed a 32-yard hail mary touchdown pass from Brian Boland to Tim Hiltwine for the 29-27 win. The pass was deflected from Miles Austin to Hiltwine, who on the previous play caught a 31-yard pass while lying on his back.

After a 27-0 loss to Stony Brook, the Hawks rebounded with wins over Iona (40-14) and Wagner (14-7) to move to 5-1. The Blue and White entered a rematch of their 10-7 win over Albany in 2003 which eventually led to the Hawks' third league crown. In the game, Mon-

2004 RESULTS 10-1 OVERALL, 6-1 NEC

09/04	at St. Peter's	W, 44-3
09/11	LA SALLE	W, 34-15
09/18	# at Robert Morris	W, 29-27
09/25	# STONY BROOK	L, 0-27
10/02	at Iona	W, 40-14
10/09	# at Wagner	W, 14-7
10/16	# at Albany	W, 25-24
10/23	GEORGETOWN	W, 27-10
10/30	# CENTRAL CONNECTICUT STATE	W, 9-6
11/06	# SACRED HEART	W, 28-10
11/13	# ST. FRANCIS (PA.)	W, 49-39


- Northeast Conference game

mouth trailed 24-22 before Steve Andriola kicked a 29-yard field goal with time expired to thrust MU to a 25-24 win.

A 27-10 rout of Georgetown (27-10) led to another Homecoming contest at Kessler Field with the league title up for grabs. Monmouth was tied 6-6 with Central Connecticut State who was unscathed in NEC play. Brian Boland led the Hawks on a final scoring drive, to set up a 22-yard field goal by Andriola with the clock once again reading 0:00.

The Hawks won their last two games, 28-10 vs. Sacred Heart and 49-39 vs. St Francis [Pa.] to earn a share of the league crown with CCSU.

Monmouth boasted a league-high 11 All-NEC players including wide receiver Austin, offensive lineman Dan Iskra, placekicker Andriola and punter Sean Dennis on the first team.



2006 NORTHEAST CONFERENCE CHAMPIONS

Monmouth captured its third Northeast Conference title in four years in 2006, earning a 10-2 record along the way.

The Hawks started the season off with a 23-9 win at Fordham, jumping out a 20-0 first quarter lead. The following week the Hawks opened up their home schedule with a 26-9 win over fully-funded Morgan State, then returning home to down in-state rival St. Peter's 36-12. MU then travelled up to Hamilton, N.Y., to take on perennial powerhouse Colgate. The Blue & White came away with a 17-12 win, perhaps the biggest win in program history. Monmouth held pre-season All-American Jordan Scott to 43 yards on 21 carries to improve to 4-0.

Monmouth suffered a 36-17 setback against Stony Brook in a game that was plagued with turnovers and bad breaks. The Hawks bounced back the next week with a 24-0 shutout of Sacred Heart at home, which was followed up with a 28-7 win over Wagner.


2006 RESULTS 10-2 OVERALL, 6-1 NEC

09/02	at Fordham	W, 23-9
09/09	MORGAN STATE	W, 26-9
09/16	ST. PETER'S	W, 36-12
09/23	at Colgate	W, 17-12
09/23	❖ STONY BROOK	L, 17-36
10/07	❖ SACRED HEART	W, 24-0
10/14	❖ at Wagner	W, 28-7
10/21	❖ at Robert Morris	W, 16-7
10/28	❖ CENTRAL CONNECTICUT STATE	W, 19-13
11/04	❖ ST. FRANCIS	W, 54-20
11/11	❖ at Albany	W, 19-0
12/2	^ SAN DIEGO	L, 7-27

❖ - Northeast Conference game
^ - Gridiron Classic (West Long Branch, N.J.)

With the race for the NEC title starting to heat up, the Hawks took a 16-7 defensive battle over Robert Morris, then toppled CCSU 19-13 on TV in front of the Blue & White homecoming crowd. A 54-20 drubbing of St. Francis ensured that MU would play for at least a share of the NEC title the following week at Albany. The defense posted their second shutout of the year with a 19-0 win over the Great Danes, while quarterback Brian Boland was 17-of-18 throwing the ball as Monmouth clinched their first outright NEC title. West Long Branch was also the site of the Inaugural Gridiron Classic, but MU was downed by San Diego by a score of 27-7.

Monmouth's finished first in the country in scoring defense, while numerous Hawks earned All-NEC honors, including Kevin Callahan taking home Coach of the Year Honors. Quarterback Brian Boland wrapped up his career completely rewriting the MU passing records.





**MONMOUTH
FOOTBALL**

RECORD BOOK

RUSHING

TEAM RECORDS

Most Attempts

Game: 56 vs. La Salle (9-12-1997)

Season: 522 (2003)

Fewest Attempts

Game: 22 vs. Central Connecticut State (11-14-1998)

Season: 252 (1993)

Most Net Yards Gained

Game: 417 vs. La Salle (9-21-1997)

Season: 2,120 (2008)

Fewest Net Yards Gained

Game: -9 vs. Wagner (11-6-1999)

Season: 856 (1993)

Highest Yards-Per-Rush Average

Game: 8.9 vs. St. Francis Pa. (11-04-2006) [34 for 304 yards]

Season: 5.2 (2008) [409 for 2120 yards]

Highest Yards-Per-Game Average

Season: 196.7 (1997) [1,770 for 9 games]

Most Rushing Touchdowns

Game: 6 vs. Sacred Heart (10-31-1998)

Season: 26 (1998, 2008)

TEAM SINGLE-GAME HIGHS

RUSHING YARDS

Yds	Opponent	Date	Stats
417	vs. La Salle	9-21-1997	56 carries, 2TD
357	vs. St. John's	9-23-1995	50 carries, 3TD
338	vs. Siena	11-9-1996	48 carries, 4TD



Workhorse Joe Migliore racked up an 520 carries in just three seasons with the Hawks.

INDIVIDUAL RECORDS

Most Attempts

Game: 41, David Sinisi at Old Dominion (9-26-2009)

Season: 300, David Sinisi (2009)

Career: 963, David Sinisi (2006-2009)

Most Net Yards Gained

Game: 243, David Sinisi vs. Saint Francis (10-04-08)

Season: 1,674, David Sinisi (2008)

Career: 5,049, David Sinisi (2006-2009)

Most Net Yards Gained, QB

Game: 115, Kyle Frazier vs. CCSU (11-13-2010)

Season: 334, Kyle Frazier (2010)

Career: 435, Brian Boland (2003-2006)

Highest Yards-Per-Game Average

Season: 152.1, David Sinisi (2008) [1,674 in 11 games]

Career: 114.8, David Sinisi (2006-2009) [5,049 in 44 games]

Highest Yards-Per-Rush Average

Game (Min. 5 att.): 25.3, Jim Varick at Sacred Heart (10-29-1994) [9 for 228]

Game (Min. 10 att.): 12.3, Chris Reed at Wagner (11-7-1998) [17 for 209]

Game (Min. 25 att.): 7.7, David Sinisi vs Saint Francis (10-04-2008) [32 for 247]

Season (Min. 100 att.): 5.9, David Sinisi (2008) [286 for 1,674]

Career (Min. 200 att.): 5.7, Mike Medrano (1996-97) [205 for 1,165]

Most Touchdowns

Game: 5, David Sinisi at Central Conn. State (10-21-2007)
Chris Reed vs. La Salle (10-3-1998)

Season: 22, David Sinisi (2008)

Career: 65, David Sinisi (2006-2009)

Most 100-Yard Games

Season: 9, David Sinisi (2008)


Career: 25, David Sinisi (2006-2009)

Longest Rushing Play


Game: 99, David Sinisi at Sacred Heart (10-6-2007)

Jim Varick at Sacred Heart (10-29-1994)

Game (QB): 69, Kyle Frazier vs. CCSU (11-13-2010)



Ralph O'Neil is one of three MU players to log over 2,000 rushing yards during his career with 2,008.



Jim Varick recorded MU's longest run from scrimmage with a 99-yard scamper in a 1994 win over Sacred Heart. David Sinisi tied the record, also against the Pioneers, in 2007.

RUSHING YARDAGE

Player	Years	Att.	Avg.	Yards
1. David Sinisi	2006-09	963	5.2	5,049
2. Chris Reed	1994-95, 97-98	437	5.1	2,239
3. Matt Merklinger	1998-2001	501	4.3	2,165
4. Ralph O'Neil	1993-96	453	4.4	2,008
5. Joe Migliore	2002-04	520	3.8	1,951
6. Bobby Smith	2001-05	337	4.6	1,545
7. Bobby Giles	2007-10	318	4.8	1,535
8. Jim Varick	1993-96	188	6.8	1,278
9. Mike Medrano	1996-97	205	5.7	1,165
10. Chad Smith	1999-2002	236	4.5	1,054

RUSHING TOUCHDOWNS

Player	Years	Att.	Yards	TDs
1. David Sinisi	2006-09	963	5,049	65
2. Chris Reed	1994-95, 97-98	437	2,239	30
3. Matt Merklinger	1998-2001	501	2,165	29
4. Ralph O'Neil	1993-96	453	2,008	23
5. Joe Migliore	2002-2004	520	1,951	14
6. Jim Varick	1993-96	188	1,278	13
7. Bobby Smith	2001-05	337	1,545	11
8. Mike Medrano	1996-97	205	1,165	7

CAREER LEADERS

RUSHING ATTEMPTS

Player	Years	Yards	Avg.	Att.
1. David Sinisi	2006-09	5,049	5.2	963
2. Joe Migliore	2002-04	1,951	3.8	520
3. Matt Merklinger	1998-2001	2,165	4.3	501
4. Ralph O'Neil	1993-96	2,008	4.4	453
5. Chris Reed	1994-95, 97-98	2,239	5.1	437
6. Bobby Smith	2001-05	1,545	4.6	337
7. Bobby Giles	2007-10	1,535	4.8	318
8. Chad Smith	1999-2002	1,054	4.5	236
9. Brian Boland	2003-06	435	1.6	280
10. Mike Medrano	1996-97	1,165	5.7	205
11. Jim Varick	1993-96	1,278	6.8	188



In his four seasons, David Sinisi rewrote the Monmouth offensive record books.

INDIVIDUAL SINGLE-SEASON HIGHS

RUSHING ATTEMPTS

Player	Year	Yards	Avg.	Att.
1. David Sinisi	2009	1,437	4.8	300
2. David Sinisi	2008	1,674	5.9	286
3. Chris Reed	1998	1,166	5.6	208
4. David Sinisi	2007	1,184	5.7	206
5. Matt Merklinger	2001	819	4.0	203
6. Matt Merklinger	2000	913	4.8	192
7. Joe Migliore	2004	738	3.9	190
8. David Sinisi	2006	754	4.4	171
9. Joe Migliore	2003	672	4.0	169
10. Joe Migliore	2002	541	3.4	161

RUSHING YARDAGE


Player	Years	Att.	Avg.	Yards
1. David Sinisi	2008	286	5.9	1,674
2. David Sinisi	2009	300	4.8	1,437
3. David Sinisi	2007	206	5.7	1,184
4. Chris Reed	1998	208	5.6	1,166
5. Matt Merklinger	2000	192	4.8	913
6. Matt Merklinger	2001	203	4.0	819
7. Ralph O'Neil	1995	148	5.1	750
8. David Sinisi	2006	171	4.4	754
9. Joe Migliore	2004	190	3.9	738
10. Joe Migliore	2003	169	4.0	672



Chris Reed's 1,166 yards in 1998 was MU's first 1,000-yard rushing season in the program's history.

RUSHING TOUCHDOWNS

Player	Years	Att.	Yards	TDs
1. David Sinisi	2008	286	1,674	22
2. Chris Reed	1998	208	1,166	21
3. David Sinisi	2007	206	1,184	17
4. David Sinisi	2009	300	1,437	13
David Sinisi	2006	171	754	13
6. Matt Merklinger	2000	192	913	12
7. Matt Merklinger	2001	203	819	10
8. L.J. Caprio	2010	66	152	9
Joe Migliore	2004	190	738	9
Ralph O'Neil	1996	98	467	9



Joe Migliore



Mike Trombetta

INDIVIDUAL SINGLE-GAME HIGHS

RUSHING YARDAGE (100+)

247. David Sinisi vs. St. Francis (10-4-2008) - 32 carries
228. Jim Varick at Sacred Heart (10-29-1994) - 9 carries
216. David Sinisi at Old Dominion (9-26-2009) - 41 carries
214. Chris Reed at Wagner (11-7-1998) - 17 carries
201. David Sinisi at CCSU (11-14-2009) - 36 carries
200. David Sinisi at Sacred Heart (10-6-2007) - 17 carries
194. David Sinisi vs. CCSU (10-25-2008) - 29 carries
192. David Sinisi at CCSU (10-27-2007) - 26 carries
187. David Sinisi at St. Francis (11-3-2007) - 24 carries
182. David Sinisi vs. Maine (9-6-2008) - 29 carries
174. David Sinisi at Duquesne (11-15-2008) - 23 carries
171. David Sinisi at Bryant (9-20-2008) - 26 carries
168. David Sinisi at St. Francis (11-7-2009) - 27 carries
162. Matt Merklinger at Jacksonville (11-18-2000) - 39 carries
160. Chris Reed at La Salle (10-3-1998) - 20 carries
152. Chris Reed vs. St. Francis (10-17-1998) - 18 carries
147. David Sinisi at Robert Morris (9-27-2008) - 33 carries
143. David Sinisi vs. St. Francis (11-04-2006) - 12 carries
142. Bobby Smith at La Salle (10-25-2003) - 22 carries
142. Chris Reed vs. Dayton (9-5-1998) - 34 carries
140. Joe Migliore at Sacred Heart (11-8-2003) - 28 carries
140. Matt Merklinger vs. Wagner (9-8-2001) - 32 carries
139. Chris Reed at Robert Morris (10-29-1998) - 32 carries
139. David Sinisi vs. Bryant (10-31-2009) - 29 carries
139. Ralph O'Neil vs. CCSU (11-11-1995) - 20 carries
138. David Sinisi at Rhode Island (8-30-2008) - 21 carries
137. David Sinisi at Wagner (10-11-2008) - 16 carries
135. David Sinisi at Sacred Heart (10-17-2009) - 20 carries
133. Bobby Smith at CCSU (10-29-2005) - 18 carries
129. Joe Migliore at Wagner (10-9-2004) - 29 carries
128. Chris Reed vs. St. Francis (10-8-1994) - 22 carries
127. Kevin Francis vs. Siena (11-9-1996) - 8 carries
127. Ralph O'Neil at Robert Morris (9-10-1994) - 27 carries
127. Ralph O'Neil at Mercyhurst (10-5-1996) - 13 carries
125. David Sinisi vs. Duquesne (11-17-2007) - 24 carries
125. Joe Migliore vs. St. Francis (11-13-2004) - 30 carries
124. David Sinisi vs. Wagner (10-10-2009) - 27 carries
123. Ralph O'Neil at St. Francis (10-28-1995) - 22 carries
123. Ralph O'Neil at St. Peter's (9-16-1995) - 22 carries
122. Chad Smith at St. Francis (10-16-1999) - 23 carries
122. David Sinisi vs. Duquesne (9-19-2009) - 32 carries
121. Chad Smith at Sacred Heart (10-30-1999) - 21 carries
120. David Sinisi vs. Robert Morris (9-8-2007) - 18 carries
120. Matt Merklinger vs. St. Francis (10-14-2000) - 16 carries
119. Bobby Giles at Sacred Heart (10-6-2007) - 16 carries
119. Mike Medrano vs. Pace (9-21-1996) - 12 carries
118. David Sinisi at Albany (11-1-2008) - 27 carries
118. Joe Migliore at St. Francis (11-15-2003) - 27 carries
117. Matt Merklinger vs. Stony Brook (10-21-2000) - 22 carries
116. Bobby Giles vs. Saint Francis (10-23-2010) - 23 carries
116. Matt Merklinger at Towson (10-27-2001) - 29 carries
115. Kyle Frazier vs. CCSU (11-13-2010) - 16
115. David Sinisi at Stony Brook (9-22-2007) - 24 carries
112. Mike Medrano vs. La Salle (9-21-1997) - 15 carries
111. Matt Merklinger vs. St. John's (11-10-2001) - 25 carries
110. Andrew Mandeville vs. Sacred Heart (10-30-2010) - 7 carries
110. Joe Migliore at Duquesne (11-22-2003) - 26 carries
110. Joe Migliore at Robert Morris (9-28-2002) - 31 carries
109. Chad Smith vs. C.W. Post (10-9-1999) - 16 carries
109. Matt Merklinger vs. Sacred Heart (10-31-1998) - 13 carries
107. David Sinisi at Wagner (10-14-2006) - 23 carries
107. Kevin Francis vs. St. John's (9-23-1995) - 5 carries
106. Mike Trombetta at St. Francis (10-16-1999) - 10 carries
106. Joe Migliore at Morgan State (9-21-2002) - 25 carries
104. Bobby Smith vs. Wagner (10-11-2003) - 18 carries
104. Matt Merklinger vs. Canisius (9-29-2001) - 12 carries
103. Mike Medrano vs. CCSU (11-16-1996) - 13 carries
102. David Sinisi at Colgate (9-5-2009) - 26 carries
100. Bobby Smith vs. Robert Morris (10-22-2005) - 15 carries
100. Chris Reed vs. Sacred Heart (10-31-1998) - 14 carries
100. Jim Varick vs. Sacred Heart (9-25-1994) - 5 carries



Matt Merklinger led the Hawks in rushing touchdowns in both 2000 and 2001.

100-YARD RUSHING GAMES

David Sinisi	2006-09	25
Matt Merklinger	1998-2001	8
Joe Migliore	2002-04	7
Chris Reed	1994-95, 97-98	7
Ralph O'Neil	1993-96	5
Bobby Smith	2001-05	4
Chad Smith	1999-2002	3
Mike Medrano	1996-97	3
Jim Varick	1993-96	2
Kevin Francis	1994-96	2
Bobby Giles	2006-10	2
Kyle Frazier	2008-	1
Andrew Mandeville	2006-10	1
Mike Trombetta	1997-2000	1



Bobby Smith, a 2005 All-NEC selection, ended his career with four 100-yard rushing performances.

YEARLY LEADERS

Year	Player	Att.	Yards	Avg.	TD
1993	Ralph O'Neil	112	378	3.4	2
1994	Jim Varick	52	436	8.4	3
1995	Ralph O'Neil	148	750	5.1	7
1996	Mike Medrano	98	638	6.5	2
1997	Mike Medrano	107	527	4.9	5
1998	Chris Reed	208	1,166	5.6	21
1999	Chad Smith	123	595	4.8	4
2000	Matt Merklinger	192	913	4.8	12
2001	Matt Merklinger	203	819	4.0	10
2002	Joe Migliore	161	541	3.4	1
2003	Joe Migliore	169	672	4.0	4
2004	Joe Migliore	190	738	3.9	9
2005	Bobby Smith	75	399	5.3	3
2006	David Sinisi	171	754	4.4	13
2007	David Sinisi	206	1,184	5.7	17
2008	David Sinisi	286	1,674	5.9	22
2009	David Sinisi	300	1,438	4.8	13
2010	Bobby Giles	150	670	4.5	1



Jim Varick



Chad Smith

PASSING

TEAM RECORDS

Most Attempts

Game: 54 vs. Southern Connecticut (9-7-1996)
Season: 356 (1999)

Fewest Attempts

Game: 3 vs. Stony Brook (10-13-2002)
Season: 252 (2009)

Most Completions

Game: 31 vs. Wagner (10-13-2007)
vs. Stony Brook (9-30-2006)
Season: 205 (2007)

Fewest Completions

Game: 0 vs. Stony Brook (10-13-2002); at Towson (10-27-2001)
Season: 140 (1994)

Highest Completion Percentage

Game (Min. 15 att.): 89.4 vs. Albany (11-11-2006) [17-of-19]
Game (Min. 25 att.): 79.3 vs. St. John's (9-23-1995) [23-of-29]
Season (Min. 100 att.): 60.6 (1997) [168 of 277]
Season (Min. 300 att.): 64.7 (2007) [205 of 317]

Most Net Yards Gained

Game: 418 vs. St. Peter's (10-2-1993)
Season: 2,421 (2005)

Fewest Net Yard Gained

Game (Min. 1 completion.): 77 at Coastal Carolina (9-12-2009)
Season: 1,699 (1996)

Highest Efficiency Rating

Season: 136.16 (2004)

Most Passing Touchdowns

Game: 5 at Sacred Heart (10-8-2005); at La Salle (9-10-2005); vs. St. Peter's (10-2-1993)
Season: 21 (2005)

TEAM SINGLE-GAME HIGHS

PASSING YARDS

Yds	Opponent	Date	Stats
418	vs. St. Peter's	10-02-1993	28-of-53, 5TD
377	at Lehigh	09-03-2005	29-of-42, 2TD
337	vs. Sacred Heart	10-31-1998	20-of-28, 2TD
330	at Sacred Heart	10-17-2009	19-of-26, 4TD
326	at Marist	09-02-1995	25-of-42, 2TD
325	at Sacred Heart	10-08-2005	20-of-34, 5TD
324	vs. Albright	11-13-1993	23-of-38, 1TD
314	at St. Francis (Pa.)	10-16-1993	24-of-48, 2TD
307	at La Salle	09-10-2005	19-of-24, 5TD

INDIVIDUAL RECORDS

Most Attempts


Game: 54, Dan Sabella vs. Southern Connecticut (9-7-1996) [28-of-54]
Season: 323, Brian Boland (2005)
Career: 1,052, Brian Boland (2003-06)

Most Completions

Game: 31, Brett Burke vs. Wagner (10-13-07)
Season: 197, Brian Boland (2006)
Career: 623, Brian Boland (2003-06)

Highest Completion Percentage

Game (Min. 10 att.): 94.4, Brian Boland at Albany (11-11-2006) [17-18]
Game (Min. 25 att.): 82.1, Dan Sabella vs. St. John's (9-23-1995) [23-of-28]
Season (Min. 200 att.): 64.6, Brett Burke (2008) [170-of-263]
Season (Min. 300 att.): 64.5, Brian Boland (2006) [197-of-305]
Career (Min. 400 att.): 64.6, Brett Burke (2006-08) [368-of-570]



In the most efficient game ever by a Monmouth passer, Brian Boland completed 17-of-18 passes for 213 yards and 2 TD in a 2006 win over Albany.

Most Net Yards Gained

Game: 418, Doug Rossback vs. St. Peter's (10-2-1993)
Season: 2,353, Brian Boland (2006)
Career: 7,812, Brian Boland (2003-06)

Highest Pass Efficiency Rating

Season: 136.9, Dan Sabella (1997)
Career: 133.74, Dan Sabella (1994-97)

Most Touchdowns

Game: 5, Brian Boland at Sacred Heart (10-18-2005); Brian Boland at La Salle (9-10-2005); Doug Rossback vs. St. Peter's (10-2-1993)
Season: 21, Brian Boland (2005)
Career: 58, Brian Boland (2003-06)

Most Interceptions

Game: 5, Brian Boland vs. Wagner (10-15-2005)
Season: 16, Brian Boland (2005); Doug Rossback (1993)
Career: 41, Brian Boland (2003-06)

Most 300-yard Passing Games

Season: 3, Doug Rossback (1993)
Career: 3, Doug Rossback (1993-94)

Most 200-yard Passing Games

Season: 7, Brian Boland (2006)
Career: 19, Dan Sabella (1994-97)

Longest Passing Play

Game: 90, Bill Rankin to Joe Migliore at Morgan State (9-21-2002)

CAREER LEADERS

PASSING ATTEMPTS

Player	Years	Cmp.	Yards	Att.
1. Brian Boland	2003-06	627	7,812	1,052
2. Dan Sabella	1994-97	500	6,229	868
3. Bill Rankin	2000-02	320	4,039	725
4. Brett Burke	2005-08	368	3,766	570
5. Kyle Frazier	2009-	311	3,525	513
6. John DiPasquale	1996-99	221	2,764	423
7. Doug Rossback	1993-94	213	2,744	387
8. Chris Wielgosz	1999-2002	149	1,816	343

PASSING COMPLETIONS

Player	Years	Att.	Yards	Cmp.
1. Brian Boland	2003-06	1,052	7,812	627
2. Dan Sabella	1994-97	868	6,229	500
3. Brett Burke	2005-08	570	3,766	368
4. Bill Rankin	2000-02	725	4,039	320
5. Kyle Frazier	2009-	513	3,525	311
6. John DiPasquale	1996-99	423	2,764	221
7. Doug Rossback	1993-94	387	2,744	213
8. Chris Wielgosz	1999-2002	343	1,816	149

PASSING YARDAGE


Player	Years	Cmp.	Att.	Yards
1. Brian Boland	2003-06	627	1,052	7,812
2. Dan Sabella	1994-97	500	868	6,229
3. Bill Rankin	2000-02	320	725	4,039
4. Brett Burke	2005-08	368	570	3,766
5. Kyle Frazier	2009-	311	513	3,525
6. John DiPasquale	1996-99	221	423	2,764
7. Doug Rossback	1993-94	213	387	2,744
8. Chris Wielgosz	1999-2002	149	343	1,816

PASS EFFICIENCY (Min. 150 completions)

Player	Years	Yards	TD	Int	Rtg
1. Dan Sabella	1994-97	6,229	52	17	133.74
2. Brian Boland	2003-06	7,812	58	41	132.38
3. Brett Burke	2005-08	3,766	22	12	128.59
4. Kyle Frazier	2009-	3,525	19	10	127.80
5. Doug Rossback	1993-94	2,744	12	23	112.94
6. John DiPasquale	1996-99	2,764	17	17	112.36
7. Bill Rankin	2000-02	4,039	25	32	93.49

PASSING TOUCHDOWNS

Player	Years	Cmp.	Att.	Yards	TD
1. Brian Boland	2003-06	627	1,052	7,812	58
2. Dan Sabella	1994-97	500	868	6,229	52
3. Bill Rankin	2000-02	320	725	4,039	25
4. Brett Burke	2005-08	368	570	3,766	22
5. Kyle Frazier	2009-	311	513	3,525	19
6. John DiPasquale	1996-99	221	423	2,764	17
7. Doug Rossback	1993-94	213	387	2,744	12
8. Brendan Kennedy	2002-05	66	122	912	10
9. Chris Wielgosz	1999-2002	149	343	1,816	8



As one of MU's most prolific passers, Dan Sabella completed 500 of 868 passes for 6,229 yards and 52 TDs during his career.



Bill Rankin is one of three MU players to rack up over 4,000 passing yards during a career with 4,039.

COMPLETION PERCENTAGE (Min. 150 completions)

Player	Years	Cmp.	Att.	Yards	%
1. Brett Burke	2005-08	368	570	3,766	64.6
2. Kyle Frazier	2009-	311	513	3,525	60.6
3. Brian Boland	2003-06	627	1,052	7,812	59.6
4. Dan Sabella	1994-97	500	868	6,229	57.6
5. Dan Sabella	1993-94	213	387	2,744	55.0
6. John DiPasquale	1996-99	221	423	2,764	52.2
7. Bill Rankin	2000-02	320	725	4,039	44.1

INDIVIDUAL SINGLE-SEASON HIGHS

PASSING ATTEMPTS

Player	Years	Cmp.	Yards	Att.
1. Brian Boland	2005	188	2,320	323
2. Brian Boland	2006	197	2,353	305
3. Dan Sabella	1995	175	2,149	303
4. Kyle Frazier	2010	182	2,072	297
Brett Burke	2007	192	1,967	297
6. John DiPasquale	1998	167	2,299	294
7. Dan Sabella	1997	168	1,950	277
8. Doug Rossback	1993	147	1,905	264
9. Brett Burke	2008	170	1,743	263
10. Bill Rankin	2000	112	1,355	255
11. Chris Wielgosz	1999	106	1,330	246
12. Bill Rankin	2002	93	1,188	239
13. Bill Rankin	2001	115	1,495	231
14. Brian Boland	2003	122	1,482	218

PASSING COMPLETIONS

Player	Years	Att.	Yards	Cmp.
1. Brian Boland	2006	305	2,353	197
2. Brett Burke	2007	297	1,967	192
3. Brian Boland	2005	323	2,320	188
4. Kyle Frazier	2010	297	2,072	182
5. Dan Sabella	1995	303	2,149	175
6. Brett Burke	2008	263	1,743	170
7. Dan Sabella	1997	277	1,950	168
8. John DiPasquale	1998	294	2,299	167
9. Doug Rossback	1993	264	1,905	147
10. Kyle Frazier	2009	216	1,453	129
11. Brian Boland	2003	218	1,482	122
12. Brian Boland	2004	206	1,643	116
13. Bill Rankin	2001	231	1,495	115
14. Bill Rankin	2000	255	1,355	112

PASSING YARDAGE

Player	Year	Cmp.	Att.	Yards
1. Brian Boland	2006	197	305	2,353
2. Brian Boland	2005	188	323	2,320
3. John DiPasquale	1998	167	294	2,299
4. Dan Sabella	1995	175	303	2,149
5. Kyle Frazier	2010	182	297	2,072
6. Brett Burke	2007	192	297	1,967
7. Dan Sabella	1997	168	277	1,950
8. Doug Rossback	1993	147	264	1,905
9. Brian Boland	2004	116	206	1,643
10. Bill Rankin	2001	115	231	1,495
11. Brian Boland	2003	122	218	1,482
12. Kyle Frazier	2009	129	216	1,453
13. Bill Rankin	2000	112	255	1,355
14. Chris Wielgosz	1999	106	246	1,330
15. Bill Rankin	2002	93	239	1,188

PASS EFFICIENCY

Player	Years	Yards	TD	Int	Rtg
1. Brian Boland	2006	2,353	14	9	138.64
2. Dan Sabella	1997	1,950	18	6	136.90
3. Brian Boland	2004	1,643	12	6	136.70
4. Dan Sabella	1995	2,149	17	5	132.55
5. John DiPasquale	1998	2,299	15	11	131.84
6. Brett Burke	2008	1,743	12	6	130.80
7. Brian Boland	2005	2,324	21	16	130.45
8. Kyle Frazier	2009	1,453	10	4	127.80
9. Brett Burke	2007	1,967	10	6	127.07
10. Kyle Frazier	2010	2,072	9	6	125.84
11. Brian Boland	2003	1,482	11	10	120.54
12. Doug Rossback	1993	1,905	8	16	113.80
13. Bill Rankin	2001	1,495	10	13	107.18
14. Bill Rankin	2000	1,355	9	9	93.15



Bill Rankin



Chris Wielgosz

PASSING TOUCHDOWNS

Player	Year	Cmp.	Att.	Yards	TD
1. Brian Boland	2005	188	323	2,324	21
2. Dan Sabella	1997	168	277	1,950	18
3. Dan Sabella	1995	175	303	2,149	17
4. John DiPasquale	1998	167	294	2,299	15
5. Brian Boland	2006	197	305	2,353	14
6. Brett Burke	2008	170	263	1,743	12
7. Brian Boland	2004	116	206	1,643	12
8. Brian Boland	2003	122	218	1,482	11
9. Brett Burke	2007	192	297	1,967	10
Bill Rankin	2001	115	231	1,495	10
Kyle Frazier	2009	129	216	1,453	10
12. Kyle Frazier	2010	182	297	2,072	9
Dan Sabella	1994	72	138	1,015	9
Bill Rankin	2000	112	255	1,355	9

COMPLETION PERCENTAGE (Min. 15 cm. per game)

Player	Year	Cmp.	Att.	Yards	%
1. Brett Burke	2008	170	263	1,743	64.6
Brett Burke	2007	192	297	1,967	64.6
3. Brian Boland	2006	197	305	2,353	64.5
4. Kyle Frazier	2010	182	297	2,072	61.3
5. Dan Sabella	1997	168	277	1,950	60.6
6. Brian Boland	2005	188	323	2,324	58.2
7. Dan Sabella	1995	175	303	2,149	57.8
8. John DiPasquale	1998	167	294	2,299	56.8
9. Dan Sabella	1996	85	150	1,115	56.7
10. Brian Boland	2004	116	206	1,643	56.3
11. Brian Boland	2003	122	218	1,482	56.0
12. Doug Rossback	1993	147	264	1,905	55.7

INDIVIDUAL SINGLE-GAME HIGHS

PASSING YARDAGE (225+)

418, Doug Rossback vs. St. Peter's (10-2-1993) 28-of-53, 5TD
 348, Brian Boland at Lehigh (9-3-2005) 28-of-39, 2TD
 328, John DiPasquale vs. Sacred Heart (10-31-1998) 18-of-23, 2TD
 326, Dan Sabella at Marist (9-2-1995) 25-of-42, 2TD
 324, Doug Rossback at Albright (11-13-1993) 23-of-38, TD
322, Kyle Frazier at Sacred Heart (10-17-2009) 18-of-24, 4TD
 314, Doug Rossback at St. Francis (10-16-1993) 24-of-48, 2TD
 302, Dan Sabella vs. St. John's (9-23-1995) 23-of-28, 3TD
300, Kyle Frazier vs CCSU (11-13-2010) 18-of-29, 2TD
 296, Brian Boland at Stony Brook (10-1-2005) 28-of-41, 2TD
 289, Brett Burke vs. Wagner (10-13-2007) 31-of-49, TD
 288, Brian Boland at Sacred Heart (10-8-2005) 17-of-30, 5TD
 288, John DiPasquale at C.W. Post (10-10-1998) 26-of-33, 2TD
 287, John DiPasquale vs. CCSU (11-14-1998) 19-of-38, TD
 286, Brian Boland at La Salle (9-10-2005) 14-of-18, 5TD
 280, Dan Sabella vs. Wagner (11-8-1997) 16-of-22, 4TD
 267, Brian Boland vs. Stony Brook (9-30-2006) 29-of-39,
 267, Dan Sabella vs. CCSU (11-16-1996) 26-of-31, 2TD
 266, Bill Rankin at CCSU (9-22-2001) 14-of-25, 3TD
 265, Doug Rossback vs. Hartwick (10-23-1993) 22-of-37
 263, Brett Burke at Duquesne (11-15-2008) 14-of-23, 2TD
 263, Doug Rossback vs. Wagner (11-6-1993) 22-of-39
 263, Dan Sabella at Wagner (10-1-1994) 17-of-30, 2TD
 259, Brian Boland vs. California [Pa.] (9-17-2005), 23-of-40, 2TD
 252, Brian Boland at Robert Morris (9-18-2004) 15-of-26, 3TD
 249, Chris Wielgosz at CCSU (11-13-1999) 22-of-38
 245, John DiPasquale vs. Towson (9-12-1998) 20-of-35, TD
 243, Dan Sabella at Towson State (9-30-1995) 20-of-38, 2TD
 241, Brett Burke vs Sacred Heart (10-6-2007) 15-of-19, 2TD
 241, Dan Sabella at CCSU (11-15-1997) 14-of-29, 2TD
240, Kyle Frazier vs Maine (9-11-2010) 20-of-36
 240, Chris Wielgosz vs. Robert Morris (10-23-1999) 15-of-36, TD
 237, Brian Boland vs. St. Francis (11-4-2006) 12-of-17, 3TD
 234, Brett Burke at St. Francis (11-3-2007) 18-of-31, 3TD
 233, John DiPasquale at Albany (9-19-1998) 15-of-32, 2TD
232, Kyle Frazier at Duquesne (10-02-2010) 15-of-29, TD
 229, Dan Sabella vs. Southern Connecticut (9-7-1996) 28-of-54
 228, Dan Sabella at St. Francis (10-18-1997) 13-of-25, 2TD
 228, Dan Sabella vs. New Haven (10-5-1997) 25-of-42
 227, Brett Burke vs. Sacred Heart (11-8-2008) 20-of-25
 227, Brian Boland vs. CCSU (10-28-2006) 16-of-30
 226, Brian Boland vs. St. Peter's (9-16-2006) 20-of-31, TD
 225, Bill Rankin at Lafayette (9-7-2002) 16-of-31, 2TD
 225, Dan Sabella vs. Dayton (9-13-1997) 15-of-31, TD

300-YARD PASSING GAMES


Doug Rossback	1993-94	3
Kyle Frazier	2009-	2
Dan Sabella	1994-97	2
Brian Boland	2003-	1
John DiPasquale	1996-99	1

200-YARD PASSING GAMES

Dan Sabella	1994-97	19
Brian Boland	2003-06	18
Brett Burke	2005-08	6
Doug Rossback	1993-94	6
John DiPasquale	1996-99	6
Bill Rankin	2000-02	5
Kyle Frazier	2009-	2
Chris Wielgosz	1999-2002	2

YEARLY LEADERS

Year	Player	Att.	Cmp.	Pct.	Yards	TD
1993	Doug Rossback	264	147	55.7	1,905	8
1994	Dan Sabella	138	72	52.2	1,015	9
1995	Dan Sabella	303	175	57.8	2,149	17
1996	Dan Sabella	150	85	56.7	1,115	8
1997	Dan Sabella	277	168	60.6	1,950	18
1998	John DiPasquale	294	167	56.8	2,299	15
1999	Chris Wielgosz	246	106	43.1	1,330	7
2000	Bill Rankin	255	112	43.9	1,355	9
2001	Bill Rankin	231	115	49.8	1,495	10
2002	Bill Rankin	239	93	38.9	1,189	6
2003	Brian Boland	218	122	56.0	1,482	11
2004	Brian Boland	206	116	56.3	1,643	12
2005	Brian Boland	323	188	58.2	2,324	21
2006	Brian Boland	305	197	64.5	2,353	14
2007	Brett Burke	397	192	48.6	1,967	10
2008	Brett Burke	263	170	64.6	1,743	12
2009	Kyle Frazier	216	129	59.7	1,453	10
2010	Kyle Frazier	297	182	61.3	2,072	9



Doug Rossback threw for a school record 418 yards and five touchdowns in a 1993 win over St. Peter's.

TOTAL OFFENSE

TEAM RECORDS

Most Plays

Game: 93 vs. St. Peter's (10-2-1993)
Season: 799 (2003)

Fewest Plays

Game: 40 at Coastal Carolina (9-12-2009)
Season: 528 (1993)

Most Net Yards Gained

Game: 659 vs. St. John's (9-23-1995)
Season: 4,296 (1998)

Fewest Net Yards Gained

Game: 149 at Stony Brook (9-25-1999)
Season: 2,809 (1999)

Highest Yards-Per-Play Average

Season: 5.9 (1998)

Highest Yards-Per-Game Average

Season: 429.6 (1998)

Most Touchdowns (Rushing & Passing)

Season: 41 (1998) [26 rush & 15 pass]

TEAM SINGLE-GAME HIGHS

TOTAL OFFENSE YARDS

Yds	Opponent	Date	Stats
659	vs. St. John's	9-23-1995	357 rush, 302 pass
627	vs. La Salle	9-21-1997	417 rush, 210 pass
616	vs. St. Peter's	10-2-1993	198 rush, 418 pass

INDIVIDUAL RECORDS

Most Plays

Game: 56, Dan Sabella vs. Southern Connecticut (9-7-1996) [2 r, 54 p]; Doug Rossback vs. St. Peter's (10-2-1993) [3 r, 53 p]

Season: 404, Brian Boland (2006) [99 rush, 305 pass]
Career: 1,471, Brian Boland (2003-06) [419 rush, 1,052 pass]

Most Net Yards Gained

Game: 441, Doug Rossback vs. St. Peter's (10-3-1994) [23 r, 418 p]
Season: 2,606, Brian Boland (2006) [253 rush, 2,353 pass]
Career: 8,246, Brian Boland (2003-06) [434 rush, 7,812 pass]

Highest Yards-Per-Game Average

Season: 282.1, Doug Rossback (1993) [1,975 in 7 games]
Career: 212.0, Doug Rossback (1993-94) [2,756 in 13 games]




Doug Rossback amassed a school-record 441 yards of total offense in MU's win over St. Peter's in 1994.

Most Touchdowns (Rushing & Passing)

Game: 6, Doug Rossback vs. St. Peter's (10-2-1994) [1 r, 5 p]
Season: 22, Brian Boland (2005) [1 rush, 21 pass]
 David Sinisi (2008) [22 rush, 0 pass]
Career: 64, Brian Boland (2003-06) [6 rush, 58 pass]



Matt Merklinger




Chris Reed

CAREER LEADERS

TOTAL OFFENSE YARDS

Player	Year	Plays	Rush	Pass	Total
1. Brian Boland	2003-06	1,471	434	7,812	8,246
2. Dan Sabella	1994-97	930	-82	6,229	6,147
3. David Sinisi	2006-09	981	5,049	58	5,107
4. Bill Rankin	2000-02	875	-165	4,039	3,874
5. Kyle Frazier	2009-	650	334	3,525	3,859
6. Brett Burke	2005-08	664	-33	3,825	3,792
7. Doug Rossback	1993-94	340	12	2,744	2,756
8. John DiPasquale	1996-99	454	-191	2,764	2,573
9. Chris Reed	1994-95, 97-98	438	2,239	0	2,239
10. Matt Merklinger	1998-2001	503	2,165	355	2,200



Dan Sabella is second in total offense with 6,147 yards from 1994 to 1997.

INDIVIDUAL SINGLE-SEASON HIGHS


TOTAL OFFENSE YARDS

Player	Year	Plays	Rush	Pass	Total
1. Brian Boland	2006	404	253	2,353	2,606
2. Brian Boland	2005	370	184	2,334	2,518
3. Kyle Frazier	2010	381	334	2,072	2,406
4. John DiPasquale	1998	306	-86	2,299	2,213
5. Dan Sabella	1995	326	-49	2,149	2,100
6. Doug Rossback	1993	300	70	1,905	1,975
7. Dan Sabella	1997	294	6	1,950	1,956
8. Brett Burke	2007	360	-32	1,967	1,935
9. Brett Burke	2008	284	4	1,743	1,747
10. David Sinisi	2008	286	1674	0	1,674
11. Brian Boland	2004	265	22	1,643	1,665
12. David Sinisi	2009	302	1,437	35	1,467
13. Brian Boland	2003	295	-25	1,482	1,457
14. Bill Rankin	2001	269	-102	1,495	1,393
15. Bill Rankin	2002	307	87	1,189	1,276

INDIVIDUAL SINGLE-GAME HIGHS

TOTAL OFFENSE YARDS

Yds	Player	Opponent	Date	Stats
441	Doug Rossback	St. Peter's	10-3-1993	23 r, 418 p
415	Kyle Frazier	CCSU	11-13-2010	115 r, 300 p
341	Brian Boland	Lehigh	9-3-2005	-7 r, 348 p
340	Doug Rossback	St. Francis	10-16-1993	26 r, 314 p
328	John DiPasquale	Sacred Heart	10-31-1998	0 r, 328 p
322	Doug Rossback	Albright	11-13-1993	-2r, 324 p
318	Kyle Frazier	Sacred Heart	10-17-2009	-4r, 322 p
309	Brian Boland	Sacred Heart	10-8-2005	21 r, 288 p
301	Brian Boland	Stony Brook	10-1-2005	5 r, 296 p



Chris Wielgosz led Monmouth in total yards in 1999 as he logged 1,244.

YEARLY LEADERS

Year	Player	G	Rush	Pass	Yards	Avg
1993	Doug Rossback	7	70	1,905	1,975	282.1
1994	Doug Rossback	6	-59	839	781	130.2
1995	Dan Sabella	10	-49	2,149	2,100	210.0
1996	Dan Sabella	7	-16	1,115	1,099	157.0
1997	Dan Sabella	9	6	1,950	1,956	217.3
1998	John DiPasquale	10	-86	2,299	2,213	221.3
1999	Chris Wielgosz	9	-86	1,330	1,244	138.2
2000	Bill Rankin	11	-150	1,355	1,205	109.5
2001	Bill Rankin	10	-102	1,495	1,393	139.3
2002	Bill Rankin	10	87	1,189	1,276	127.6
2003	Brian Boland	11	-25	1,482	1,457	132.5
2004	Brian Boland	11	22	1,643	1,665	151.4
2005	Brian Boland	10	184	2,334	2,518	251.9
2006	Brian Boland	12	253	2,353	2,606	225.5
2007	Brett Burke	10	-63	1,967	1,935	193.5
2008	Brett Burke	11	4	1,743	1,747	158.8
2009	David Sinisi	11	1,437	35	1,467	133.4
2010	Kyle Frazier	11	334	2,072	2,406	218.7



Brian Boland



John DiPasquale

RECEIVING

INDIVIDUAL RECORDS

Most Receptions

Game: 12, Anthony Galella vs. Towson (9-12-1998)
Game (tight end): 7, Pete Raspitzi at Georgetown (9-20-2003)
Season: 73, Adam San Miguel (2006)
Season (running back): 29, David Sinisi (2007)
 Matt Merklinger (2000, 2001)
Season (tight end): 42, John Nalbone (2008)
Career: 194, Adam San Miguel (2004-07)
Career (running back): 83, David Sinisi (2006-2009)
Career (tight end): 101, John Nalbone (2005-08)

Most Receiving Yards

Game: 235, Miles Austin at Sacred Heart (10-8-2005)
Game (running back): 107, Matt Merklinger vs. Albany (11-3-2001)
Game (tight end): 91, John Nalbone vs. Sacred Heart (11-8-2008)
Season: 1,044, Anthony Galella (1998)
Season (running back): 411, Matt Merklinger (2001)
Season (tight end): 491, John Nalbone (2008)
Career: 2,867, Miles Austin (2002-05)
Career (running back): 914, David Sinisi (2006-2009)
Career (tight end): 1,079, John Nalbone (2005-08)

Highest Yards-Per-Catch Average


Game (Min. 3 rec.): 38.3, Will Holder at C.W. Post (9-28-1996) [3 for 115]
Game (Min. 5 rec.): 38.0, Miles Austin at La Salle (9-10-2005) [6 rec. for 228 yards]
Season (Min. 20 rec.): 23.7, Will Holder (1996) [23 for 546]
Career (Min. 50 rec.): 19.1, Miles Austin (2002-05) [150 rec. for 2,173]

Most Touchdowns Receptions

Game: 4, Miles Austin at Sacred Heart (10-8-2005)
Season: 12, Miles Austin (2003)
Career: 33, Miles Austin (2002-05)

Most 100-Yard Games

Season: 5, Miles Austin (2005); Miles Austin (2004); Anthony Galella (1998)
Career: 12, Miles Austin (2002-05)



Anthony Galella set MU's single-season receptions record with 61 catches during the 1998 campaign, which was broken by Adam San Miguel in 2006.

CAREER LEADERS

PASS RECEPTIONS

Player	Years	Yards	Avg.	Rec.
1. Adam San Miguel	2004-07	2,252	11.6	194
2. Miles Austin	2002-05	2,867	19.1	150
3. Will Holder	1993, 95-97	2,172	19.1	114
4. Anthony Galella	1995-98	1,653	15.4	107
5. John Nalbone	2005-08	1,079	10.6	101
6. Rick Finer	1993, 95-97	1,100	12.4	89
7. David Sinisi	2006-09	914	11.0	83
8. Chris Kiley	2005-08	783	9.5	82
9. Billy Lynn	2000-03	908	12.1	75
10. Marcus Winters	1993-94	1,024	14.0	73
11. Matt Merklinger	1998-2001	694	10.4	67
Jim Varick	1993-96	709	10.6	67

RECEPTION YARDAGE

Player	Years	Rec.	Avg.	Yards
1. Miles Austin	2002-05	150	19.1	2,867
2. Adam San Miguel	2004-07	194	11.6	2,252
3. Will Holder	1993, 95-97	114	19.1	2,172
4. Anthony Galella	1995-98	107	15.4	1,653
5. Rick Finer	1993, 95-97	89	12.4	1,100
6. John Nalbone	2005-08	101	10.6	1,079
7. Marcus Winters	1993-94	73	14.0	1,024
8. David Sinisi	2006-09	83	11.0	914
9. Billy Lynn	2000-2003	75	12.1	908
10. Chris Kiley	2005-08	82	9.5	783
11. Eji Maxilom	1999-2000	65	11.6	757
12. Jim Varick	1993-96	67	10.6	709

TOUCHDOWN RECEPTIONS

Player	Years	Rec.	Yards	TD
1. Miles Austin	2002-05	150	2,867	33
2. Will Holder	1993, 95-97	114	2,172	21
3. Adam San Miguel	2004-07	194	2,252	14
4. Anthony Galella	1995-98	107	1,653	13
5. John Nalbone	2005-08	101	1,079	9
6. Rick Finer	1993, 95-97	89	1,100	8
7. David Sinisi	2006-09	83	914	7
William Kelliher	1993-96	51	678	7
9. Nick Romeo	2006-2010	55	672	6
Matt Merklinger	1998-2001	67	694	6
Eji Maxilom	1999-2000	65	757	6
Marcus Winters	1993-94	73	1,024	6

INDIVIDUAL SINGLE-SEASON HIGHS

PASS RECEPTIONS

Player	Years	Yards	Avg.	Rec.
1. Adam San Miguel	2006	872	11.9	73
2. Anthony Galella	1998	1,044	17.1	61
3. Adam San Miguel	2005	569	11.2	51
4. Adam San Miguel	2007	546	11.1	49
Miles Austin	2005	1,004	20.5	49
6. Miles Austin	2004	859	18.3	47
7. Miles Austin	2003	796	18.1	44
8. John Nalbone	2008	491	11.7	42
9. Eji Maxilom	1999	377	9.0	42
10. Marcus Winters	1994	592	15.2	39
11. Tyler George	2010	366	10.2	36
12. Ryan Folsom	2010	394	11.6	34
Will Holder	1995	696	20.5	34
Marcus Winters	1993	432	12.7	34

RECEPTION YARDAGE

Player	Years	Rec.	Avg.	Yards
1. Anthony Galella	1998	61	17.1	1,044
2. Miles Austin	2005	49	20.5	1,004
3. Adam San Miguel	2006	73	11.9	872
4. Miles Austin	2004	47	18.3	859
5. Miles Austin	2003	44	18.1	796
6. Will Holder	1995	34	20.5	696
7. Marcus Winters	1994	39	15.2	592
8. Adam San Miguel	2005	51	11.2	569
9. Will Holder	1997	32	17.2	549
10. Adam San Miguel	2007	49	11.1	546
Will Holder	1996	23	23.7	546

TOUCHDOWN RECEPTIONS

Player	Years	Rec.	Yards	TD
1. Miles Austin	2003	44	796	12
2. Miles Austin	2005	49	1,004	11
3. Miles Austin	2004	47	859	9
Anthony Galella	1998	61	1,044	9
5. Will Holder	1995	34	696	7
Will Holder	1996	23	546	7
7. Adam San Miguel	2006	73	872	6
Will Holder	1997	32	549	6
9. Marcus Winters	1994	39	592	5
John Nalbone	2008	42	491	5
Eji Maxilom	2000	23	380	5

INDIVIDUAL SINGLE-GAME HIGHS

RECEPTION YARDAGE (100+)

235, Miles Austin at Sacred Heart (10-8-2005) - 10 rec., 4TD
228, Miles Austin at La Salle (9-10-2005) - 6 rec., 3TD
179, Anthony Galella vs. Towson (9-12-1998) - 12 rec., TD
168, Adam San Miguel vs. St. Peter's (9-16-2006) - 11 rec., TD
165, Miles Austin at St. Francis (11-15-2003) - 6 rec., TD
160, Adam San Miguel at Lehigh (9-3-2005) - 10 rec., TD
157, Anthony Galella at Albany (9-19-1998) - 7 rec., 2TD
156, Anthony Galella vs. Sacred Heart (10-31-1998) - 7 rec., TD
147, Will Holder vs. Robert Morris (9-9-1995) - 5 rec., TD
146, Miles Austin at Iona (10-2-2004) - 5 rec., TD
144, Miles Austin at Robert Morris (9-18-2004) - 5 rec., 2TD
141, Will Holder at CCSU (11-15-1997) - 5 rec., TD
140, Miles Austin vs. California [Pa.] (9-17-2005) - 8 rec.
136, Will Holder vs. St. Peter's (10-2-1993) - 8 rec., TD
134, Adam San Miguel vs. St. Francis (11-3-07) - 7 rec., 2TD
131, Eji Maxilom vs. CCSU (9-23-2000) - 4 rec., 2TD
129, Will Holder at Marist (9-2-1995) - 7 rec., 2TD
128, Adam San Miguel vs. St. Francis (11-4-2006) - 5 rec., TD
128, Anthony Galella at C.W. Post (10-10-1998) - 9 rec., TD
126, Miles Austin at Lehigh (9-13-2005) - 7 rec., TD
125, Miles Austin vs. La Salle (9-11-2004) - 7 rec., TD
124, Miles Austin vs. St. Francis (11-13-2004) - 7 rec., 2TD
118, Miles Austin at St. Peter's (9-4-2004) - 7 rec., TD
116, Will Holder vs. Hartwick (10-23-1993) - 9 rec.
115, Adam San Miguel at Fordham (9-2-2006) - 7 rec., 2TD
115, Will Holder at C.W. Post (9-28-1996) - 3 rec., 2TD
114, Ron Lauch at Sacred Heart (10-17-09) - 3 rec., 1TD
114, Anthony Galella at St. Francis (10-18-1997) - 4 rec., TD
112, Mike Osborne vs. CCSU (11-14-1998) - 5 rec.
110, Anthony Galella at La Salle (10-3-1998) - 5 rec.
110, Will Holder vs. Siena (11-9-1996) - 2 rec., TD
107, Miles Austin at Stony Brook (11-11-2005) - 8 rec. TD
107, Matt Merklinger vs. Albany (11-3-2001) - 7 rec. TD
106, Marcus Winters at CCSU (11-12-1994) - 5 rec., 2TD
105, Eji Maxilom vs. Sacred Heart (9-30-2000) - 6 rec., TD
103, Will Holder at Wagner (10-12-1996) - 7 rec., TD
103, Marcus Winters at St. John's (9-23-1994) - 7 rec., TD
103, Marcus Winters at St. Francis (10-16-1993), 8 rec.
102, Will Holder vs. CCSU (11-16-1996) - 3 rec., 2TD
101, Miles Austin vs. Wagner (10-11-2003) - 6 rec., 3TD
101, Joe Migliore at Morgan State (9-21-2002) - 3 rec., TD
100, Eji Maxilom vs. Wagner (11-6-1999) - 8 rec.

100-YARD RECEIVING GAMES

Miles Austin	2002-05	12
Will Holder	1993, 95-97	9
Anthony Galella	1995-98	6
Adam San Miguel	2004-07	5
Eji Maxilom	1999-2000	3
Marcus Winters	1993-94	3
Joe Migliore	2002-04	1
Matt Merklinger	1998-2001	1
Ron Lauch	2006-09	1
Mike Osborne	1998	1

RECEPTIONS

12, Anthony Galella vs. Towson (9-12-1998) - 179 yards, TD
11, Adam San Miguel vs. St. Peter's (9-16-2006) - 168 yards
11, Adam San Miguel vs. Stony Brook (9-30-2006) - 45 yards
10, Miles Austin at Sacred Heart (10-8-2005) - 235 yards, 4TD
10, Adam San Miguel at Lehigh (9-3-2005) - 160 yards, 1TD
9, Adam San Miguel at St. Francis [Pa.] (11-15-2005) - 93 yards
9, Anthony Galella at C. W. Post (10-10-1998) - 128 yards, TD
9, Will Holder vs. Hartwick (10-23-1993) - 116 yards

YEARLY LEADERS

Year	Player	Rec.	Yards	Avg.	TD
1993	Marcus Winters	34	432	12.7	1
1994	Marcus Winters	39	592	15.2	5
1995	William Holder	34	696	20.5	7
1996	William Holder	23	546	23.7	7
	Rick Finer	23	201	8.7	2
1997	William Holder	32	549	17.2	6
	Rick Finer	32	399	12.5	3
1998	Anthony Galella	61	1,044	17.1	9
1999	Eji Maxilom	42	377	9.0	1
2000	Matt Merklinger	29	254	8.8	2
2001	Matt Merklinger	29	411	14.2	4
2002	Billy Lynn	20	291	14.6	1
2003	Miles Austin	44	796	18.1	12
2004	Miles Austin	47	859	18.3	9
2005	Adam San Miguel	51	569	11.2	3
2006	Adam San Miguel	73	872	11.9	6
2007	Adam San Miguel	49	546	11.1	4
2008	John Nalbone	42	491	11.7	5
2009	Ron Lauch	35	484	13.8	3
2010	Ryan Folsom	24	394	11.6	1

PUNTING

TEAM RECORDS

Most Punts

Game: 12 vs. Towson (10-28-2000)
Season: 73 (2003)

Fewest Punts

Game: 0 vs. La Salle (9-11-2004); vs. Central Connecticut State (11-16-1996)

Highest Yards-Per-Punt Average

Game (Min. 4): 48.4 at Central Connecticut State (11-1-2003) [7 for 339]
Season: 40.2 (2000) [71 for 2,855]

INDIVIDUAL RECORDS

Most Punts

Game: 11, Sean Dennis vs. CCSU (10-30-2004); Darrell Nick at Towson (9-4-1999)

Season: 70, Sean Dennis (2003)

Career: 203, Darrell Nick (1997-2000)

Highest Yards-Per-Punt Average

Game (Min. 4): 48.4, Sean Dennis at Central Connecticut State (11-1-2003) [7 for 339]

Game (Min. 8): 47.1, Darrell Nick at Wagner (9-10-2000) [8 for 377]

Season (Min. 3.6 punts/game; 75.0 of teams games): 42.1, Darrell Nick (2000) [67 for 2,822]

Career (Min. 150 punts): 40.7, Darrell Nick (1997-2000) [203 for 8,268]

Longest Punt

Game: 84, Sean Dennis at Central Connecticut State (11-1-2003)

CAREER LEADERS

PUNTS (Min. 100 punts)

Player	Years	Yards	Avg.	No.
1. Darrell Nick	1997-2000	8,268	40.7	203
2. Sean Dennis	2003-06	7,876	40.4	195
3. Jack Daniels	2007-10	7,310	37.8	193
4. Rich Bargloski	1993-96	6,304	33.9	186

PUNTING AVERAGE (Min. 100 punts)

Player	Years	No.	Yards	Avg.
1. Darrell Nick	1997-2000	203	8,268	40.7
2. Sean Dennis	2003-06	195	7,876	40.4
3. Jack Daniels	2007-10	193	7,310	37.8
4. Rich Bargloski	1993-96	186	6,304	33.9



Darrell Nick holds the MU single-season record for punt average as his 42.1 clip in 2000 ranked sixth in the nation.


INDIVIDUAL SINGLE-SEASON HIGHS

PUNTS

Player	Years	Yards	Avg.	No.
1. Sean Dennis	2003	2,913	41.6	70
2. Darrell Nick	2000	2,822	42.1	67
3. Ryan Peterson	2002	2,219	34.7	64
4. Darrell Nick	1999	2,302	39.7	58
5. Jack Daniels	2010	2,263	40.4	56
6. Glenn Nicholl	2001	1,844	33.5	55
7. Rich Bargloski	1996	1,847	34.2	54
8. Jack Daniels	2009	1,911	37.5	51
9. Jack Daniels	2007	1,746	34.2	51
10. Rich Bargloski	1995	1,745	35.6	49

PUNTING AVERAGE (Min. 3.6 punts/game; 75% of team's games)

Player	Years	No.	Yards	Avg.
1. Darrell Nick	2000	67	2,822	42.1
2. Sean Dennis	2003	70	2,913	41.6
3. Darrell Nick	1997	43	1,749	40.7
4. Jack Daniels	2010	56	2,253	40.4
5. Sean Dennis	2004	48	1,923	40.1
6. Darrell Nick	1999	58	2,302	39.7
7. Sean Dennis	2005	44	1,744	39.6
8. Darrell Nick	1998	35	1,362	38.9
9. Jack Daniels	2008	37	1,426	38.5
10. Jack Daniels	2009	51	1,911	37.5



Kevin Faulkner



Jack Daniels

INDIVIDUAL LONG PUNTS


- 84, Sean Dennis vs. Central Connecticut State (11-1-2003)
- 79, Sean Dennis vs. Sacred Heart (11-6-2004)
- 70, Jack Daniels vs. Bryant (10-16-2010)
- 70, Sean Dennis at La Salle (10-25-2003)
- 69, Ryan Peterson vs. Central Connecticut State (10-19-2002)
- 68, Sean Dennis vs. Wagner (10-15-2005)
- 67, Glenn Nicholl vs. St. John's (11-10-2001)
- 67, Darrell Nick vs. St. Francis (10-17-1998)
- 66, Sean Dennis vs. Central Connecticut State (10-30-2004)
- 66, Jim Varick at St. Peter's (10-3-1993)
- 65, Darrell Nick at Albany (10-28-2000)
- 64, Darrell Nick vs. New Haven (10-5-1997)
- 65, Sean Dennis vs. Georgetown (10-23-2004)

YEARLY LEADERS

Year	Player	No.	Yards	Avg.
1993	Rich Bargloski	36	1,084	30.1
1994	Rich Bargloski	47	1,628	34.6
1995	Rich Bargloski	49	1,745	35.6
1996	Rich Bargloski	54	1,847	34.2
1997	Darrell Nick	43	1,749	40.7
1998	Darrell Nick	35	1,362	38.9
1999	Darrell Nick	58	2,302	39.7
2000	Darrell Nick	67	2,822	42.1
2001	Glenn Nicholl	55	1,844	33.5
2002	Ryan Peterson	64	2,219	34.7
2003	Sean Dennis	70	2,913	41.6
2004	Sean Dennis	48	1,923	40.1
2005	Sean Dennis	44	1,744	39.6
2006	Sean Dennis	33	1,296	39.3
2007	Jack Daniels	51	1,746	34.2
2008	Jack Daniels	37	1,426	38.5
2009	Jack Daniels	51	1,911	37.5
2010	Jack Daniels	56	2,263	40.4



Glenn Nicholl



Ryan Peterson

PUNT RETURNS

TEAM RECORDS

Most Punt Returns

Game: 7 at C.W. Post (10-7-2000)
Season: 37 (2003)

Most Net Yards Gained

Game: 134 at Robert Morris (9-28-2002)
Season: 323 (2001)

Highest Yards-Per-Return Average

Game (Min. 4 ret.): 26.8 at Robert Morris (9-28-2002) [5 for 134]
Season: 10.8 (2008) [20-for-215]

INDIVIDUAL RECORDS

Most Punt Returns

Game: 7, Eji Maxilom at C.W. Post (10-7-2000)

Season: 34, Billy Worfolk (2003)


Career: 53, Kevin Faulkner (2001-02); Billy Worfolk (2001-04)

Most Punt Return Yards

Game: 134, Kevin Faulkner at Robert Morris (9-28-2002)

Season: 257, Adam San Miguel (2006); Kevin Faulkner (2002)

Career: 507, Kevin Faulkner (2001-02)



Billy Worfolk shares the Hawks' record for most career punt returns with Kevin Faulkner as both fielded 53.

Highest Yards-Per-Return Average

Game (Min. 3 ret.): 26.8, Kevin Faulkner at Robert Morris (9-28-2002) [5 for 134]

Game (Min. 5 ret.): 26.8, Kevin Faulkner at Robert Morris (9-28-2002) [5 for 134]

Season (Min. 1.2 ret./game): 10.75, Nick Romeo (2008) [20-for-215]

Career (Min. 30 ret.): 9.6, Kevin Faulkner (2001-02) [53-for-507]

Longest Punt Return

Game: 86, Kevin Faulkner at Robert Morris (9-28-2002)

CAREER LEADERS

PUNT RETURN YARDAGE

Player	Years	No.	Avg.	Yards
1. Kevin Faulkner	2001-02	53	9.6	507
2. Eji Maxilom	1999-2000	41	8.4	343
3. Adam San Miguel	2004-07	45	7.5	340
4. Nick Romeo	2006-10	42	8.0	339
5. Ken Flores	1995-96	33	8.8	291
6. Billy Worfolk	2000-04	53	5.2	273

PUNT RETURN AVERAGE (Min. 30 returns)

Player	Years	No.	Yards	Avg.
1. Kevin Faulkner	2001-02	53	507	9.6
2. Ken Flores	1995-96	33	291	8.8
3. Eji Maxilom	1999-2000	41	343	8.4
4. Nick Romeo	2006-10	42	339	8.0
4. Adam San Miguel	2004-07	45	340	7.5
6. David Lewis	1993-96	34	243	7.1

INDIVIDUAL SINGLE-SEASON HIGHS

PUNT RETURN YARDAGE

Player	Years	No.	Avg.	Yards
1. Adam San Miguel	2006	32	8.0	257
Kevin Faulkner	2002	25	10.3	257
3. Kevin Faulkner	2001	28	8.9	250
4. Nick Romeo	2008	20	10.8	215
5. Eji Maxilom	2000	29	9.2	184
6. Billy Worfolk	2003	34	5.1	173
7. Ken Flores	1995	17	9.9	169
8. David Lewis	1994	24	6.8	164
9. Eji Maxilom	1999	21	7.6	159
10. Nick Romeo	2010	20	6.3	126

PUNT RETURN AVERAGE

(Min. 12 returns/game; 75% of team games)

Player	Years	No.	Yards	Avg.
1. Nick Romeo	2008	20	215	10.8
2. Kevin Faulkner	2002	25	257	10.3
3. Ken Flores	1995	17	169	9.9
4. Eji Maxilom	2000	20	184	9.2
5. Kevin Faulkner	2001	28	250	8.9
6. Adam San Miguel	2006	32	257	8.0
7. Ken Flores	1996	16	122	7.6
8. Eji Maxilom	1999	21	159	7.6
9. David Lewis	1994	24	164	6.8
10. Nick Romeo	2010	20	126	6.3
Adam San Miguel	2007	13	83	6.3



Kevin Faulkner is the only MU player to return two punts for TDs during a career, including a school-best of 86 yards.

LONGEST PUNT RETURNS

- 86, Kevin Faulkner at Robert Morris (9-28-2002) - TD
- 57, Nick Romeo vs. St. Francis (10-4-08)
- 54, Ken Flores vs. St. Francis (9-14-1996) - TD
- 53, Kevin Faulkner vs. Canisius (9-29-2001) - TD
- 45, Ken Flores vs. Wagner (11-4-1995)
- 45, Ken Flores at Pace (10-14-1995)

YEARLY LEADERS

Year	Player	No.	Yards	Avg.
1993	Joseph Queli	14	59	4.2
1994	David Lewis	24	164	6.8
1995	Ken Flores	17	169	9.9
1996	Ken Flores	16	122	7.6
1997	Chris Reed	14	77	5.5
1998	Mike Osborne	19	118	6.2
1999	Eji Maxilom	21	159	7.6
2000	Eji Maxilom	20	184	9.2
2001	Kevin Faulkner	28	250	8.9
2002	Kevin Faulkner	25	257	10.3
2003	Billy Worfolk	34	173	5.1
2004	Billy Worfolk	19	100	5.3
2005	David Jiles	16	74	4.6
2006	Adam San Miguel	32	257	8.0
2007	Adam San Miguel	13	83	6.3
2008	Nick Romeo	20	215	10.8
2009	Bobby Giles	5	23	4.6
2010	Nick Romeo	20	126	6.3

KICKOFF RETURNS

TEAM RECORDS

Most Kickoff Returns

Game: 9 at Lehigh (9-18-1999)
Season: 46 (1999)

Most Net Yards Gained

Game: 179 at Jacksonville (11-18-2000)
Season: 976 (1999)

Highest Yards-Per-Return Average

Game (Min. 4 ret.): 43.7 vs. St. Francis (9-14-1996) [4 for 175]
Season: 27.2 (1996) [32 for 869]

INDIVIDUAL RECORDS

Most Kickoff Returns

Game: 6, David Sinisi vs. Wagner (10-13-2007)
Eji Maxilom at Lehigh (9-18-1999)

Season: 21, Mike Avent (2008)
Career: 62, Mike Avent (2007-10)

Most Kickoff Return Yards

Game: 165, David Sinisi vs. Wagner (10-13-2007)
Season: 479, William Holder (1995)
Career: 1,355, Mike Avent (2007-2010)

Highest Yards-Per-Return Average

Game (Min. 3 ret.): 39, Ayo Falae at URI (8-30-2008) [3 for 117]
Game (Min. 5 ret.): 27.5, David Sinisi vs. Wagner (10-13-2007)

[6 for 165]
Season (Min. 1.2 ret./game): 29.9, William Holder (1995)

[16 for 479]
Career (Min. 30 ret.): 26.1, Jay Roach (1998-2001) [38 for 960]

Longest Kickoff Return

Game: 93, Jay Roach vs. Wagner (9-8-2001) - TD; Kevin Francis at Mercyhurst (10-5-1996) - TD



Jay Roach opened the 2001 season with a school-record 93-yard kickoff return for a touchdown against Wagner.

CAREER LEADERS

KICKOFF RETURN YARDAGE

Player	Years	No.	Avg.	Yards
1. Mike Avent	2007-10	62	21.8	1,355
2. Jay Roach	1998-2001	40	26.1	1,045
3. William Holder	1993, 95-97	38	25.3	960
4. Robert Ridley	1994-96, 98	37	24.2	896
5. David Jiles	2002-06	37	24.0	889

KICKOFF RETURN AVERAGE (Min. 30 ret.)

Player	Years	No.	Yards	Avg.
1. Jay Roach	1998-2001	40	1,045	26.1
2. William Holder	1993, 95-97	38	960	25.3
3. Robert Ridley	1994-96, 98	37	896	24.2
5. David Jiles	2002-06	37	889	24.0
6. Mike Avent	2007-10	62	1,355	21.8

INDIVIDUAL SINGLE-SEASON HIGHS

KICKOFF RETURN YARDAGE

Player	Year	No.	Avg.	Yards
1. David Jiles	2005	21	25.4	533
2. William Holder	1995	16	29.9	479
3. Aaron Edwards	1999	20	22.0	439
4. Jay Roach	2001	17	25.0	425
5. Mike Avent	2008	21	19.3	405
6. Robert Ridley	1998	15	26.0	390
7. Mike Avent	2009	16	24.1	386
8. Robert Ridley	1994	14	26.2	367
9. Chris Reed	1997	18	20.2	363
10. Jay Roach	2000	13	27.5	357

KICKOFF RETURN AVERAGE (Min. 10 ret.)

Player	Year	No.	Yards	Avg.
1. William Holder	1995	16	479	29.9
2. David Sinisi	2007	11	310	28.1
3. Jay Roach	2000	13	357	27.5
4. Rob Lutz	2004	11	296	26.9
5. Robert Ridley	1994	14	367	26.2
6. Robert Ridley	1998	15	390	26.0
7. David Jiles	2005	21	533	25.4
8. Jay Roach	2001	17	425	25.0
9. Mike Avent	2009	16	386	24.1
10. Ayo Falae	2008	16	368	23.0

INDIVIDUAL LONG KICKOFF RETURNS

- 93, Jay Roach vs. Wagner (9-8-2001) - TD
- 93, Kevin Francis at Mercyhurst (10-5-1996) - TD
- 90, Bobby Giles at Colgate (9/4/2010) - TD
- 86, Chris Reed at CCSU (11-15-1997) - TD
- 84, David Jiles at La Salle (9-10-2005) - TD
- 82, Jay Roach at Jacksonville (11-18-2000) - TD
- 79, William Holder vs. St. Francis (9-14-1996) - TD

YEARLY LEADERS

Year	Player	No.	Yards	Avg.
1993	William Holder	7	135	19.3
1994	Robert Ridley	14	367	26.2
1995	William Holder	5	121	24.2
1996	William Holder	16	479	29.9
1997	Chris Reed	18	363	20.2
1998	Robert Ridley	15	390	26.0
1999	Aaron Edwards	20	439	22.0
2000	Jay Roach	13	357	27.5
2001	Jay Roach	17	425	25.0
2002	Dennis Carriero	11	235	21.4
2003	Dennis Carriero	9	251	27.9
2004	David Jiles	13	294	22.6
2005	David Jiles	21	533	25.4
2006	Brian Robinson	8	186	23.3
2007	David Sinisi	11	310	28.1
2008	Ayo Falae	16	368	23.0
2009	Mike Avent	16	386	24.1
2010	Mike Avent	16	250	21.9



Mike Avent is the all-time leader in kickoff returns for Monmouth with 1,355.



ALL-PURPOSE

INDIVIDUAL RECORDS

Most Touches

Game: 41, David Sinisi at Old Dominion (9-26-2009)
Season: 321, David Sinisi (2009)
Career: 1,047, David Sinisi (2006-09)

Most All-Purpose Yards Gained

Game: 247, Chris Reed at Wagner (11-7-1998)
Season: 1,797, David Sinisi (2008)
Career: 6,310, David Sinisi (2006-09)

CAREER LEADERS

ALL-PURPOSE YARDAGE

Player	Years	Rush	Rec	PR	KOR	Yards
1. David Sinisi	2006-09	5,049	914	0	347	6,310
2. Chris Reed	1994-95, 97-98	2,239	349	0	506	3,457
3. Will Holder	1993, 95-97	13	2,172	0	960	3,145
4. Miles Austin	2002-05	147	2,867	49	16	3,079
5. Matt Merklinger	1998-01	2,165	684	0	102	2,961

INDIVIDUAL SINGLE-SEASON HIGHS

ALL-PURPOSE YARDAGE

Player	Years	Rush	Rec	PR	KOR	Yards
1. David Sinisi	2008	1,674	103	0	20	1,797
2. David Sinisi	2007	1,184	293	0	310	1,787
3. David Sinisi	2009	1,437	249	0	17	1,703
4. Chris Reed	1998	1,166	103	0	322	1,591
5. Matt Merklinger	2000	913	254	0	96	1,260
6. Matt Merklinger	2001	819	411	0	0	1,230
7. Adam San Miguel	2006	63	872	257	0	1,192
8. Anthony Galella	1998	12	1,044	0	125	1,181
9. Miles Austin	2005	54	1,004	29	16	1,103
10. Chris Reed	1997	476	121	77	363	1,037

YEARLY LEADERS

Year	Player	Rush	Rec	PR	KOR	Yards
1993	Marcus Winters	0	432	0	120	552
1994	Marcus Winters	-5	592	0	199	786
1995	Ralph O'Neil	750	39	0	89	878
1996	Will Holder	7	546	0	479	1,032
1997	Chris Reed	476	121	77	363	1,037
1998	Chris Reed	1,166	103	0	322	1,591
1999	Eji Maxilom	6	377	159	219	761
2000	Matt Merklinger	913	254	0	96	1,263
2001	Matt Merklinger	819	411	0	0	1,230
2002	Joe Migliore	541	175	0	50	766
2003	Miles Austin	7	796	0	0	803
2004	Miles Austin	86	859	20	0	965
2005	Miles Austin	54	1,004	29	16	1,103
2006	Adam San Miguel	63	872	257	0	1,192
2007	David Sinisi	1,184	293	0	310	1,787
2008	David Sinisi	1,674	103	0	20	1,797
2009	David Sinisi	1,437	249	0	17	1,703
2010	Bobby Giles	670	131	0	104	905



Will Holder, a six-year veteran of the Arena Football League, is one of only four Hawks to amass over 3,000 all-purpose yards during a career.

SCORING

TEAM RECORDS

Most Points Scored

Quarter: 30 vs. St. Francis (10-17-1998) [2nd quarter]
Half: 42 at La Salle (9-10-2005) [1st half]
Game: 65 at La Salle (9-10-2005)
Season: 303 (1998)

Highest Points-Per-Game Average

Season: 30.3 (1998) [303 in 10 games]

Most Touchdowns

Game: 9 at La Salle (9-10-2005)
Season: 42 (1998)

Most PAT Kicks Made

Game: 9 at La Salle (9-10-2005)
Season: 33 (1998, 2008)

Most PAT Kicks Attempted

Game: 9 at La Salle (9-10-2005)
Season: 36 (1998, 2008)

Most Two-Point PAT's Made

Season: 4 (1995)

Most Two-Point PAT's Attempted

Season: 9 (1995)

Most Field Goals Made

Season: 16 (2010)

Most Field Goals Attempted

Season: 24 (2003)

Largest Margin of Victory

Game: 50 at La Salle (10-25-2003) [50-0]; 50 vs. Sacred Heart (10-31-1998) [57-7]



Miles Austin is second on Monmouth's career list for touchdowns (36) and points (216).

INDIVIDUAL RECORDS

Most Points Scored

Game: 36, David Sinisi at Central Connecticut State (10-27-2007)
Season: 132, Chris Reed (1998), David Sinisi (2008)
Career: 432, David Sinisi (2006-09)

Most Touchdowns

Game: 6, David Sinisi at Central Connecticut State (10-27-2007)
Season: 22, Chris Reed (1998), David Sinisi (2008)
Career: 76, David Sinisi (2006-09)

Most Touchdowns Responsible For

Game: 6, Doug Rossback vs. St. Peter's (10-2-1994) [1 rush, 5 pass]
 David Sinisi at Central Connecticut State (10-27-2007) [5 rush, 1 rec]
Season: 22, Brian Boland (2005) [1 rush, 21 pass]
 David Sinisi (2008) [22 rush]
Career: 76, David Sinisi (2006-09) [65 rush, 7 rec, 4 pass]

Most Field Goals Made

Game: 3, Steve Andriola vs Central Connecticut State (10-30-2004); Chris Mandell at Sacred Heart (10-30-1999)
 Eric Spillane vs Duquesne (10-2-2010); vs Maine (9-11-2010)
Season: 16, Eric Spillane (2010)
Career: 27, Steve Andriola (2001-04)

Most Field Goals Attempted

Season: 24, Steve Andriola (2003)
Career: 47, Steve Andriola (2001-04)

Longest Field Goal

Game: 49, Steve Andriola at Central Connecticut State (11-1-2003)

Most PAT Kicks Made

Game: 9, Fred Weingart at La Salle (9-10-05)
Season: 33, Fred Weingart (2008)
Career: 111, Fred Weingart (2005-08)

Most PAT Kicks Attempted

Game: 9 Fred Weingart at La Salle (9-10-2005)
Season: 36, Fred Weingart (2008)
Career: 118, Fred Weingart (2005-08)



Fred Weingart set the MU record for most consecutive successful extra-point kicks with 30 in 2005.

CAREER LEADERS

SCORING

Player	Years	TD	FG	PAT	TP
1. David Sinisi	2006-09	72	0	0	432
2. Miles Austin	2002-05	36	0	0	216
3. Matt Merklinger	1998-01	35	0	0	210
Chris Reed	1994-95, 97-98	35	0	0	210
5. Fred Weingart	2005-08	0	31	111	204
6. Jim Varick	1993-96	17	6	* 18	141
7. Ralph O'Neil	1993-96	23	0	* 1	140
8. Steve Andriola	2001-04	0	27	57	138
9. Will Holder	1993, 95-97	22	0	* 1	134

* - includes two-point conversion.

FIELD GOALS MADE

Player	Years	FGA	FGM
1. Fred Weingart	2005-08	49	31
2. Steve Andriola	2001-04	47	27
3. Chris Mandell	1998-2000	29	18
4. Ryan Peterson	2000-02	30	17
5. Eric Spillane	2010	22	16
6. Jim Varick	1993-96	18	6

FIELD GOALS ATTEMPTED

Player	Years	FGM	FGA
1. Fred Weingart	2005-08	31	49
2. Steve Andriola	2001-04	27	47
3. Ryan Peterson	2000-02	17	30
4. Chris Mandell	1998-2000	18	29
5. Eric Spillane	2010	16	22
6. Jim Varick	1993-96	6	18

FIELD GOAL PERCENTAGE (Min. 15 Att.)

Player	Years	FGM	FGA	PCT.
1. Eric Spillane	2010-	16	22	72.7
2. Fred Weingart	2005-08	31	49	63.3
3. Chris Mandell	1998-2000	18	29	62.1
4. Steve Andriola	2001-04	27	47	57.4
5. Ryan Peterson	2000-02	17	30	56.7

PAT KICKS MADE

Player	Years	Att.	Made
1. Fred Weingart	2005-08	118	111
2. Steve Andriola	2001-04	64	57
3. Chris Mandell	1998-2000	41	38
4. Ryan Peterson	2000-02	42	33
5. Joey Stout	1998	32	30
6. Eric Spillane	2010-	29	24
7. Jeff Varcadipane	1997	31	27

PAT KICKS ATTEMPTED

Player	Years	Made	Att.
1. Fred Weingart	2005-08	111	118
2. Steve Andriola	2001-04	57	64
3. Ryan Peterson	2000-02	33	42
4. Chris Mandell	1998-2000	38	41
5. Joey Stout	1998	30	32
6. Jeff Varcadipane	1997	27	31
7. Eric Spillane	2010-	24	29

PAT KICK PERCENTAGE (Min. 20 Att.)

Player	Years	Made	Att.	PCT.
1. Fred Weingart	2005-08	111	118	94.1
2. Joey Stout	1998	30	32	93.8
3. Chris Mandell	1998-2000	38	41	92.7
4. Steve Andriola	2001-04	57	64	89.1
5. Jeff Varcadipane	1997	27	31	87.1
6. Eric Spillane	2010-	24	29	82.7


INDIVIDUAL SINGLE-SEASON HIGHS

SCORING

Player	Years	TD	FG	PAT	TP
1. Chris Reed	1998	22	0	0	132
David Sinisi	2008	22	0	0	132
3. David Sinisi	2007	19	0	0	114
David Sinisi	2009	19	0	0	114
5. David Sinisi	2006	14	0	0	84
Matt Merklinger	2001	14	0	0	84
Matt Merklinger	2000	14	0	0	84
8. Jim Varick	1995	8	6	* 9	76
9. Eric Spillane	2010	0	16	24	72
Miles Austin	2005	12	0	0	72
Miles Austin	2003	12	0	0	72

FIELD GOALS MADE

Player	Years	FGA	FGM
1. Eric Spillane	2010	22	16
2. Steve Andriola	2003	24	13
3. Steve Andriola	2004	19	12
Chris Mandell	1999	16	12
5. Ryan Peterson	2001	15	10
6. Fred Weingart	2007	13	8
Fred Weingart	2006	15	8
Fred Weingart	2008	11	8
9. Fred Weingart	2005	10	7
10. Jim Varick	1995	11	6



Steve Andriola made 12 field goals in 2004, including game winners with time expired in wins over Albany and CCSU.



As a freshman, Eric Spillane set the single-season field goal mark at 16.

FIELD GOALS ATTEMPTED

Player	Years	FGM	FGA
1. Steve Andriola	2003	13	24
2. Eric Spillane	2010	16	22
3. Steve Andriola	2004	12	19
4. Chris Mandell	1999	12	16
5. Fred Weingart	2006	8	15
Ryan Peterson	2001	10	15
7. Fred Weingart	2007	8	13
Ryan Peterson	2002	5	13
9. Chris Mandell	2000	5	12
10. Jim Varick	1995	6	11
Fred Weingart	2008	8	11

FIELD GOAL PERCENTAGE (Min. 10 Att.)

Player	Years	FGM	FGA	PCT.
1. Chris Mandell	1999	12	16	.750
2. Eric Spillane	2010	16	22	.727
Fred Weingart	2008	8	11	.727
3. Fred Weingart	2005	7	10	.700
4. Ryan Peterson	2001	10	15	.667
5. Steve Andriola	2004	12	19	.632
6. Fred Weingart	2007	8	13	.615
7. Jim Varick	1995	6	11	.545
8. Steve Andriola	2003	13	24	.542
9. Fred Weingart	2006	8	15	.533

PAT KICKS MADE

Player	Year	Att.	Made
1. Fred Weingart	2008	36	33
2. Fred Weingart	2005	30	30
3. Joey Stout	1998	32	30
4. Steve Andriola	2004	32	29
5. Fred Weingart	2007	29	28
6. Jeff Varcadipane	1997	31	27
7. Steve Andriola	2003	29	26
8. Eric Spillane	2010	29	24
8. Ryan Peterson	2001	28	22
9. Fred Weingart	2006	23	20
Chris Mandell	2000	21	20

PAT KICKS ATTEMPTED

Player	Years	Made	Att.
1. Fred Weingart	2008	33	36
2. Steve Andriola	2004	29	32
3. Joey Stout	1998	30	32
4. Jeff Varcadipane	1997	27	31
5. Fred Weingart	2005	30	30
6. Eric Spillane	2010	24	29
Fred Weingart	2007	28	29
Steve Andriola	2003	26	29
9. Ryan Peterson	2001	22	28
10. Fred Weingart	2006	20	23

PAT KICK PERCENTAGE (Min. 20 Att.)

Player	Years	Made	Att.	PCT.
1. Fred Weingart	2005	30	30	100.0
2. Fred Weingart	2007	28	29	96.6
3. Chris Mandell	2000	20	21	95.2
4. Joey Stout	1998	30	32	93.8
5. Fred Weingart	2008	33	36	91.7
6. Steve Andriola	2004	29	32	90.1
7. Steve Andriola	2003	26	29	89.7
8. Jeff Varcadipane	1997	27	31	87.1
9. Fred Weingart	2006	20	23	86.9
10. Eric Spillane	2010	24	29	82.7

YEARLY LEADERS

SCORING


Year	Player	TD	PAT	FG	PTS
1993	Randy Brewster	0	3	4	15
1994	Marcus Winters	5	* 1	0	32
1995	Jim Varick	2	* 9	6	76
1996	Ralph O'Neil	9	0	0	54
1997	Chris Reed	7	0	0	42
	Jeff Varcadipane	0	27	5	42
1998	Chris Reed	22	0	0	132
1999	Chris Mandell	0	15	12	51
2000	Matt Merklinger	14	0	0	84
2001	Matt Merklinger	14	0	0	84
2002	Ryan Peterson	0	8	5	23
2003	Miles Austin	12	0	0	72
2004	Miles Austin	11	0	0	66
2005	Miles Austin	12	0	0	72
2006	David Sinisi	14	0	0	84
2007	David Sinisi	19	0	0	114
2008	David Sinisi	22	0	0	132
2009	David Sinisi	19	0	0	114
2010	Eric Spillane	0	24	16	72

POINTS RESPONSIBLE FOR (TD's RUSHING & PASSING)

Year	Player	TDR	TDP	PTS
1993	Doug Rossback	2	8	60
1994	Dan Sabella	0	9	54
1995	Dan Sabella	1	17	108
1996	Ralph O'Neil	9	0	54
1997	Dan Sabella	0	18	108
1998	Chris Reed	21	0	126
1999	Chris Wielgoz	0	7	42
2000	Matt Merklinger	12	0	71
2001	Matt Merklinger	10	0	60
	Bill Rankin	0	10	60
2002	Bill Rankin	0	6	36
2003	Brian Boland	0	11	66
2004	Brian Boland	2	12	84
2005	Brian Boland	1	21	132
2006	Brian Boland	3	14	102
2007	David Sinisi	17	2	114
2008	David Sinisi	22	0	132
2009	David Sinisi	13	2	90
2010	Kyle Frazier	4	9	78

FIELD GOALS

Year	Player	PCT	FGA	FGM
1993	Randy Brewster	.571	7	4
1994	William Black	.571	7	4
1995	Jim Varick	.545	11	6
1996	John Higginson	.667	3	2
1997	Jeff Varcadipane	.625	8	5
1998	Joey Stout	.600	6	3
1999	Chris Mandell	.750	16	12
2000	Chris Mandell	.417	12	5
2001	Ryan Peterson	.667	15	10
2002	Ryan Peterson	.385	13	5
2003	Steve Andriola	.542	24	13
2004	Steve Andriola	.632	19	12
2005	Fred Weingart	.700	10	7
2006	Fred Weingart	.533	15	8
2007	Fred Weingart	.615	13	8
2008	Fred Weingart	.727	11	8
2009	Eric McCutchen	.667	6	4
2010	Eric Spillane	.727	22	16



Ryan Peterson's .667 field goal percentage in 2001 ranks fourth on MU's single-season list.

DEFENSE

TEAM RECORDS

Most Sacks

Game: 11 vs. Stony Brook (10-21-2000); vs. St. John's (11-10-2000)
Season: 55 (2000)

Most Plays Against

Game: 94 at Towson (9-7-1997)
Season: 784 (2003)

Fewest Plays Against

Game: 34 vs. Sacred Heart (11-8-2008)
Season: 459 (1993)

Most Net Yards Allowed

Game: 580 at Towson (9-4-1999)
Season: 3,922 (2010)

Fewest Net Yards Allowed

Game: 63 at La Salle (10-3-1998)
Season: 2,279 (1993)

Lowest Yards-Per-Play Average Allowed

Season: 3.73 (2003) [2,931 yards on 784 plays]

Lowest Yards-Per-Game Average Allowed

Season: 232.1 (2000) [2,553 yards in 11 games]

Most Touchdowns Allowed (Passing & Rushing)

Game: 8 at Lehigh (9-18-1999)
Season: 35 (2010)

Fewest Touchdowns Allowed (Passing & Rushing)

Season: 12 (2003)

RUSH DEFENSE

Most Net Rushing Yards Allowed

Game: 351 at Towson (9-30-1995)
Season: 1,900 (1999)

Fewest Net Rushing Yards Allowed

Game: -47 vs. St. John's (11-10-01)
Season: 771 (2003)

Lowest Yards-Per-Game Average Allowed

Season: 64.2 (2003) [771 yards in 12 games]

Most Touchdowns Allowed

Game: 6 at Dayton (9-13-1997)
Season: 21 (1999, 2010)

Fewest Touchdowns Allowed

Season: 1 (2003)

PASS DEFENSE

Most Interceptions

Game: 6 at Duquesne (10-2-2010)
Season: 17 (2003)

Fewest Completions Allowed

Game: 1 vs. Towson (10-19-1996)
Season: 103 (1993)

Most Net Yards Allowed

Game: 467 at Towson (9-4-1999)
Season: 2,277 (2004)

Fewest Net Yards Allowed

Game: 10 vs. Towson (10-19-1996)
Season: 1,246 (1995)

Most Touchdowns Allowed

Season: 16 (2009 and 2008)

Fewest Touchdowns Allowed

Season: 7 (1993)

SCORING DEFENSE

Most Points Allowed

Game: 56 at Lehigh (9-18-1999)
Season: 283 (2010)

Fewest Points Allowed

Game: 0, on 16 occasions
Season: 102 (2003)

Fewest Points Allowed Per Game

Season: 8.5 (2003) [102 points in 12 games]

Most Touchdowns Allowed

Game: 8 at Lehigh (9-18-1999)
Season: 35 (2010)

Fewest Touchdowns Allowed

Season: 13 (2003)

FIRST DOWNS

Most Total First Downs Allowed

Season: 209 (2009)

Fewest Total First Downs Allowed

Season: 108 (1993)

Fewest Total First Downs Allowed Per Game

Season: 12.7 (2003) [152 first downs in 12 games]

FUMBLES

Most Fumbles Forced

Season: 18 (2004)

Most Fumbles Recovered

Season: 15 (1996)



David Jiles holds Monmouth's career interception mark with 13 from 2002 to 2006.

INDIVIDUAL RECORDS

Most Interceptions

Game: 2, Chris Hogan at Duquesne (10-2-11); Kendall Haley at Duquesne (10-2-11); Kendall Haley vs. Albany (10-24-2009); David Jiles vs. Albany (11-12-2005); Matt Hill at Iona (10-2-2004); Rob Lomoriello vs CCSU (10-30-2004); David Jiles at La Salle (10-25-2003); Aaron Edwards vs. C.W. Post (10-9-1999); Stacy Dixon vs. CCSU (11-11-1995); Stacy Dixon at Pace (10-14-1995)

Season: 5, Kenny Amsel (2009); David Jiles (2006); Stacy Dixon (1995)

Career: 13, David Jiles (2002-06)

Most Interception Return Yards

Game: 92, Aaron Edwards at Towson (10-27-2001) [1 int.]

Season: 122, Kenny Amsel (2010) [2 int.]

Career: 275, Kenny Amsel (2007-2010) [11 int.]

Longest Interception Return

Game: 92, Aaron Edwards at Towson (10-27-2001)

Most Total Tackles

Game: 23, Aaron Edwards vs. Albany (11-3-2001)

Season: 114, Aaron Edwards (2001)

Career: 353, Aaron Edwards (1997-2001)

Most Sacks

Game: 4, Erik Yngstrom vs. Iona (10-4-2003); Joe Sentipal at St. John's (11-10-2000)

Season: 15.5, Joe Sentipal (2000)

Career: 25.5, Jason Gmitter (1994-97)



Jason Gmitter booked 25.5 sacks during his three seasons in the Blue and White.

CAREER LEADERS

INTERCEPTIONS

Player	Years	Yards	Avg	Int
1. David Jiles	2002-06	134	10.3	13
2. Kenny Amsel	2007-10	275	25.0	11
Vinnie Sasso	1994-97	121	11.0	11
4. Matt Hill	2003-06	159	17.6	9
5. Aaron Edwards	1997-2001	212	26.5	8
6. Rob Lomoriello	2001-05	113	16.1	7
Mike Pitts	1999-	17	2.4	7
8. David Lewis	1993-96	82	13.7	6
Steve Covello	1994-97	31	5.2	6
Joe Sentipal	1999-2003	24	4.0	6
11. Kendall Haley	2006-10	131	26.2	5
Joe Billups	2000-03	152	30.4	5
Stacy Dixon	1995-96	113	22.6	5
Michael James	1993-96	110	22.0	5

TOTAL TACKLES


Player	Years	UT	AT	TT
1. Aaron Edwards	1997-2001	223	130	353
2. Joe Sentipal	1999-2003	193	134	327
3. John Schultzel	1997-2000	193	105	298
4. Matt Hill	2003-06	169	96	265
5. Mike Normand	1997-2000	154	97	251
6. Joe Little	1993-96	148	96	244
7. Mike DiBella	1999-2002	148	89	237
8. Vinnie Sasso	1994-97	171	62	233
9. Jose Gumbs	2008-	141	90	231
10. Mike Castellano	2004-06	126	92	218
11. John Mendes	1993-96	143	73	216

SACKS

Player	Years	Yards	Sacks
1. Jason Gmitter	1994-97	145	25.5
2. Erik Yngstrom	2003-06	150	23.0
3. Joe Sentipal	1999-2003	153	21.5
4. Mike DeFalco	2000-2003	98	17.0
5. Cornell Key	1997-2000	138	16.5
6. Tim Canavan	1993-94	110	15.0
7. Mike Normand	1997-2000	68	14.5
8. Chris Ammacher	1999-2002	97	14.0
9. Brian Sweeney	2003-06	91	13.0
10. Todd Stevens	1999-2002	78	12.5



Tim Canavan



Mike Normand

INDIVIDUAL SINGLE-SEASON HIGHS

INTERCEPTIONS

Player	Years	Yards	Avg	Int
1. Kenny Amsel	2009	104	20.8	5
David Jiles	2006	88	17.6	5
Stacy Dixon	1995	113	22.6	5
4. David Jiles	2005	20	5.0	4
Matt Hill	2004	84	21.0	4
Joe Sentipal	2003	3	0.8	4
Vinnie Sasso	1996	33	8.3	4
David Lewis	1994	76	19.0	4




Kenny Amsel's three interceptions returned for TD's is the most in school history.

TOTAL TACKLES

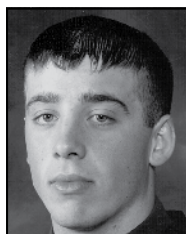
Player	Years	UT	AT	TT
1. Aaron Edwards	2001	80	34	114
2. Joe Sentipal	2002	58	48	106
3. Joe Sentipal	2003	57	48	105
4. Aaron Edwards	1999	64	40	104
5. John Schultzel	2000	64	37	101
6. John Schultzel	1998	52	44	96
7. Jose Gumbs	2009	45	50	95
8. Mike DiBella	2000	51	39	90
9. John Schultzel	1999	69	20	89
10. Joe Little	1995	55	33	88

SACKS


Player	Years	Yards	Sacks
1. Joe Sentipal	2000	109	15.5
2. Jason Gmitter	1999	78	11.5
Tim Canavan	1994	80	11.5
4. Cornell Key	2000	66	10.5
5. Mike DeFalco	2003	45	9.0
6. Erik Yngstrom	2003	51	8.0
7. Sean Hefferon	2003	36	7.5
Chris Ammacher	2001	50	7.5
9. Jason Gmitter	1996	42	7.0
10. Erik Yngstrom	2004	48	6.5
Robert Ward	1998	56	6.5



Chris Ammacher



Mike DeFalco



Sean Hefferon



Derek Bischoff



Two-time All-America Joe Sentipal logged a single-season school record 15.5 sacks in 2000.

YEARLY LEADERS

INTERCEPTIONS


Year	Player	Int	Yards	Avg
1993	David Lewis	2	6	3.0
	Joseph Queli	2	0	0.0
1994	David Lewis	4	76	19.0
1995	Stacy Dixon	5	113	22.6
1996	Vinnie Sasso	4	33	8.3
1997	Vinnie Sasso	2	57	28.5
	Steve Covello	2	3	1.5
1998	Brian McAleenan	3	22	7.3
1999	Aaron Edwards	3	86	28.7
2000	Justin Rosato	2	0	0.0
	Mike Pitts	2	0	0.0
2001	Aaron Edwards	3	94	31.3
	Mike Pitts	3	17	5.7
2002	Joe Sentipal	2	21	10.5
2003	Joe Sentipal	4	3	0.8
2004	Matt Hill	4	84	21.0
2005	David Jiles	4	20	5.0
2006	David Jiles	5	88	17.6
2007	D. Bischoff, Cerezo, Falae	2	(37, 11, 29)	
2008	Kenny Amsel	3	17	5.7
2009	Kenny Amsel	5	104	20.8
2010	Haley, Hogan	3	(28, 30)	

TOTAL TACKLES


Year	Player	UT	AT	TT
1993	Joe Little	26	29	55
1994	David Lewis	45	17	62
1995	Joe Little	55	33	88
1996	Stacy Dixon	48	26	74
1997	Vinnie Sasso	64	16	80
1998	John Schultzel	52	44	96
1999	Aaron Edwards	64	40	104
2000	John Schultzel	64	37	101
2001	Aaron Edwards	80	34	114
2002	Joe Sentipal	58	48	106
2003	Joe Sentipal	57	48	105
2004	Matt Hill	56	30	86
2005	Matt Hill	54	28	82
2006	Matt Hill	51	34	85
2007	Derek Bischoff	33	24	57
2008	Jose Gumbs	43	17	60
2009	Jose Gumbs	45	50	95
2010	Jose Gumbs	53	23	76

SACKS

Year	Player	Yards	Sacks
1993	Tim Canavan	30	3.5
1994	Tim Canavan	80	11.5
1995	Jason Gmitter	24	6.5
1996	Jason Gmitter	42	7.0
1997	Jason Gmitter	78	11.5
1998	Robert Ward	56	6.5
1999	Mike Normand	35	5.0
	C.J. Emslie	19	5.0
2000	Joe Sentipal	109	15.5
2001	Chris Ammacher	50	7.5
2002	Chris Ammacher	28	3.5
	Sean Hefferon	25	3.5
2003	Mike DeFalco	45	9.0
2004	Erik Yngstrom	48	6.5
2005	Mike Castellano	46	6.0
2006	Brian Sweeney	35	5.0
2007	Troy Butler	22	3.5
	David Kennedy	21	3.5
2008	Kevin Walsh	42	6.0
2009	Dave Ogden	39	4.0
2010	Dave Ogden	31	4.5



Aaron Edwards recorded two of MU's five 100-tackle seasons, including 104 in 1999 and a school-record 114 in 2001.



Matt Hill led the Hawks in tackles for three straight seasons.

RUSHING



1. DAVID SINISI

2006-2009

3,614

Year	G	ATT	YDS	AVG	TD	LP	YDS/G
2006	12	171	754	4.4	13	62	62.8
2007	10	206	1,186	5.7	17	99	118.0
2008	11	286	1,674	5.9	22	70	152.2
2009	11	300	1,437	4.8	13	52	130.6
Total	44	963	5,051	5.2	65	99	114.8

Best Game: 247 vs. Saint Francis (10/4/2008), 32 attempts, 4 TD



6. BOBBY SMITH

2001-2005

1,545

Year	G	ATT	YDS	AVG	TD	LP	YDS/G
2001	10	14	67	4.8	1	15	6.7
2002	2	20	88	4.4	1	29	44.0
2003	11	139	581	4.2	3	53	52.8
2004	11	89	410	4.6	3	40	37.3
2005	9	75	399	5.3	3	52	44.3
Total	43	337	1,545	4.6	11	53	35.9

Best Game: 142 at La Salle (10/25/2003), 22 attempts, 1 TD



2. CHRIS REED

1994-1995, 1997-1998

2,239

Year	G	ATT	YDS	AVG	TD	LP	YDS/G
1994	8	88	379	4.3	2	34	47.4
1995	6	47	218	4.6	3	18	36.3
1997	9	94	476	5.1	4	30	52.9
1998	10	208	1,166	5.6	21	80	116.6
Total	33	437	2,239	5.1	30	80	67.8

Best Game: 214 at Wagner (11/7/1998), 17 attempts, 3 TDs



7. BOBBY GILES

2007-2010

1,535

Year	G	ATT	YDS	AVG	TD	LP	YDS/G
2007	10	50	246	4.9	0	21	24.6
2008	10	80	370	4.6	3	52	37.0
2009	11	38	249	6.6	1	60	22.6
2010	10	150	670	4.5	1	43	67.0
Total	41	318	1,535	4.9	5	60	27.9

Best Game: 119 at Sacred Heart (10/6/2007), 16 attempts



3. MATT MERKLINGER

1998-2001

2,165

Year	G	ATT	YDS	AVG	TD	LP	YDS/G
1998	6	40	185	4.6	3	57	30.8
1999	5	66	248	3.8	4	21	49.6
2000	11	192	913	4.8	12	73	83.0
2001	10	203	819	4.0	10	70	81.9
Total	32	501	2,165	4.3	29	73	67.6

Best Game: 162 at Jacksonville (11/18/2000), 39 attempts, 2 TDs



8. JIM VARICK

1993-1996

1,278

Year	G	ATT	YDS	AVG	TD	LP	YDS/G
1993	6	29	200	6.9	0	29	33.3
1994	9	52	436	8.4	3	99	48.4
1995	10	74	384	5.2	6	42	38.4
1996	10	33	258	7.8	4	81	25.8
Total	35	188	1,278	6.8	13	99	36.5

Best Game: 228 at Sacred Heart (10/29/1994), 9 attempts, 2 TDs



4. RALPH O'NEIL

1993-1996

2,008

Year	G	ATT	YDS	AVG	TD	LP	YDS/G
1993	7	112	378	3.4	2	17	54.0
1994	8	95	413	4.4	5	21	51.6
1995	10	148	750	5.1	7	62	75.0
1996	10	98	467	4.8	9	67	46.7
Total	35	453	2,008	4.4	23	67	57.4

Best Game: 139 vs. Central Connecticut State (11/11/1995), 20 attempts, 1 TD



9. MIKE MEDRANO

1996-1997

1,165

Year	G	ATT	YDS	AVG	TD	LP	YDS/G
1996	10	98	638	6.5	2	56	63.8
1997	9	107	527	4.9	5	56	58.6
Total	19	205	1,165	5.7	7	56	61.3

Best Game: 119 vs. Pace (9/21/1996), 12 attempts



5. JOE MIGLIORE

2002-2004

1,951

Year	G	ATT	YDS	AVG	TD	LP	YDS/G
2002	10	161	541	3.4	1	28	54.1
2003	11	169	672	4.0	4	67	61.1
2004	11	190	738	3.9	9	24	67.1
Total	32	520	1,951	3.8	14	67	61.0

Best Game: 140 at Sacred Heart (11/8/2003), 28 attempts, 1 TD



10. CHAD SMITH

1999-2002

1,054

Year	G	ATT	YDS	AVG	TD	LP	YDS/G
1999	9	123	595	4.8	4	59	49.6
2000	11	61	161	2.6	1	19	14.6
2001	8	53	298	5.6	1	60	37.2
Total	28	237	1,054	4.4	6	60	37.6

Best Game: 122 at St. Francis (10/16/1999), 23 attempts

PASSING



1. BRIAN BOLAND

2003-2006								7,812
Year	G	CMP	ATT	YDS	TD	INT	YDS/G	
2003	11	122	218	1,482	11	10	134.7	
2004	11	116	206	1,643	12	6	149.4	
2005	10	188	323	2,334	21	16	233.4	
2006	12	197	305	2,353	14	9	196.0	
Total	44	627	1,052	7,812	58	41	177.5	

Best Game: 348 at Lehigh (9/03/05),
28-of-39, 2 TD, 1 INT



2. DAN SABELLA

1994-1997								6,229
Year	G	CMP	ATT	YDS	TD	INT	YDS/G	
1994	8	72	138	1,015	9	3	126.9	
1995	10	175	303	2,149	17	5	214.9	
1996	6	85	150	1,115	8	3	185.8	
1997	9	168	277	1,950	18	6	216.7	
Total	33	500	868	6,229	52	17	188.8	

Best Game: 326 at Marist (9/2/1995),
25-of-42, 2 TD



3. BILL RANKIN

2000-2002								4,039
Year	G	CMP	ATT	YDS	TD	INT	YDS/G	
2000	11	112	255	1,355	9	9	123.2	
2001	10	115	231	1,495	10	13	149.5	
2002	10	93	239	1,189	6	10	118.9	
Total	31	320	725	4,039	25	32	130.3	

Best Game: 266 at Central Connecticut State
(9/22/2001), 14-of-25, 3 TD, 3 INT



4. BRETT BURKE

2005-2008								3,824
Year	G	CMP	ATT	YDS	TD	INT	YDS/G	
2005	5	8	12	58	0	0	11.6	
2006	4	6	10	56	0	0	14	
2007	10	192	297	1,967	10	6	196.7	
2008	11	170	263	1,743	12	6	158.5	
Total	30	376	582	3,824	22	12	127.5	

Best Game: 263 vs. Duquesne (11/15/2008),
14-of-23, 2 TD, 1 INT



5. KYLE FRAZIER

2009-								3,525
Year	G	CMP	ATT	YDS	TD	INT	YDS/G	
2009	11	129	216	1,453	10	4	132.0	
2010	11	182	297	2,072	9	6	188.4	
Total	22	311	513	3,525	19	10	132.5	

Best Game: 322 vs. Sacred Heart (10/17/2009),
18-of-24, 4 TD



6. JOHN DiPASQUALE

1996-1999								2,764
Year	G	CMP	ATT	YDS	TD	INT	YDS/G	
1996	1	3	5	16	0	0	16.0	
1997	1	4	16	53	0	1	53.0	
1998	10	167	294	2,299	15	11	229.9	
1999	7	47	108	396	2	5	56.6	
Total	19	221	423	2,764	17	17	145.5	

Best Game: 328 vs. Sacred Heart (10/31/1998),
18-of-23, 2 TD,




7. DOUG ROSSBACK

1993-1994								2,744
Year	G	CMP	ATT	YDS	TD	INT	YDS/G	
1993	7	147	264	1,905	8	16	272.1	
1994	6	66	123	839	4	7	139.8	
Total	13	213	387	2,744	12	23	211.1	

Best Game: 418 vs. St. Peter's (10/2/1993),
28-of-53, 5 TD, 1 INT

TOTAL OFFENSE



1. BRIAN BOLAND

2003-06 **8,246**

Year	G	Plays	Rush	Pass	Total	Y/P	Y/G
2003	11	295	-25	1,482	1,457	4.94	132.5
2004	11	265	22	1,643	1,665	6.28	151.4
2005	10	370	184	2,334	2,518	6.31	251.8
2006	12	404	253	2,353	2,606	6.45	225.5
Total	44	1,334	434	7,812	8,246	6.18	187.4

Best Game: 341 vs. Robert Morris (9/3/2005), 43 plays
348 pass yards, -7 rush yard



2. DAN SABELLA

1994-1997 **6,147**

Year	G	Plays	Rush	Pass	Total	Y/P	Y/G
1994	8	153	-23	1,015	992	6.48	124.0
1995	10	326	-49	2,149	2,100	6.44	210.0
1996	7	157	-16	1,115	1,099	7.00	157.0
1997	9	294	6	1,950	1,956	6.65	217.3
Total	34	930	-82	6,229	6,147	6.61	180.8

Best Game: 318 vs. Marist (9/2/1995), 46 plays,
326 pass yards, -8 rush yards



3. DAVID SINISI

2006-2009 **5,107**

Year	G	Plays	Rush	Pass	Total	Y/P	Y/G
2006	12	171	754	0	754	4.40	62.8
2007	10	208	1,184	23	1,207	5.80	120.7
2008	11	286	1,674	0	1,674	5.85	152.2
2009	11	302	1,437	35	1,472	4.87	133.8
Total	44	981	5,049	58	5,107	5.20	116.1

Best Game: 247 vs. Saint Francis (10/4/2008), 32 plays



4. BILL RANKIN

2000-2002 **3,874**

Year	G	Plays	Rush	Pass	Total	Y/P	Y/G
2000	11	299	-150	1,355	1,205	4.03	109.5
2001	10	269	-102	1,495	1,393	5.20	139.3
2002	10	307	87	1,189	1,276	4.16	127.6
Total	31	875	-165	4,039	3,874	4.43	125.0

Best Game: 239 vs. Central Connecticut State
(9/22/2001), 27 plays, 266 pass yards,
-27 rush yards



4. KYLE FRAZIER

2009- **3,859**

Year	G	Plays	Rush	Pass	Total	Y/P	Y/G
2009	11	269	0	1,453	1,453	5.40	132.0
2010	11	381	334	2,072	2,046	5.37	218.7
Total	22	650	334	3,525	3,859	5.94	175.4

Best Game: 415 vs. Central Connecticut (11/13/2010),
45 plays, 16 carries - 115 rush yards
18-of-29 passing 300 yards 2TD



6. BRETT BURKE

2005-2008 **3,795**

Year	G	Plays	Rush	Pass	Total	Y/P	Y/G
2005	5	17	4	58	62	3.65	12.4
2006	11	11	-5	56	51	4.64	4.64
2007	10	360	-32	1,967	1,935	5.38	193.5
2008	11	284	4	1,743	1,747	6.15	158.8
Total	37	672	-29	3,824	3,795	5.65	102.6

Best Game: 253 vs. Duquesne (11/15/2008),
24 plays, 263 pass yards, -10 rush yards



7. DOUG ROSSBACK

1993-1994 **2,756**

Year	G	Plays	Rush	Pass	Total	Y/P	Y/G
1993	7	300	70	1,905	1,975	6.58	282.1
1994	6	140	-58	839	781	5.58	130.2
Total	13	440	12	2,744	2,756	6.26	212.0

Best Game: 441 vs. St. Peter's (10/2/1993),
56 plays, 418 pass yards, 23 rush yards



8. JOHN DIPASQUALE

1996-1999 **2,592**

Year	G	Plays	Rush	Pass	Total	Y/P	Y/G
1996	1	5	0	16	16	3.20	16
1997	2	16	0	53	53	3.31	26.2
1998	10	306	-86	2,299	2,213	7.23	221.3
1999	7	127	-86	396	310	2.44	44.3
Total	20	454	-172	2,764	2,592	5.71	129.6

Best Game: 328 vs. Sacred Heart (10/31/1998),
69 plays, 328 pass yards



9. CHRIS REED

1994-1995, 1997-1998 **2,239**

Year	G	Plays	Rush	Pass	Total	Y/P	Y/G
1994	8	88	379	0	379	4.31	47.4
1995	5	47	218	0	218	4.63	43.6
1997	9	94	476	0	476	5.06	52.9
1998	10	208	1,166	0	1,975	5.61	116.6
Total	32	437	2,239	0	2,239	5.12	70.0

Best Game: 214 at Wagner (11/7/1998),
17 plays, 214 rush yards



10. MATT MERKLINGER

1998-2001 **2,200**

Year	G	Plays	Rush	Pass	Total	Y/P	Y/G
1998	6	40	185	0	185	4.63	30.8
1999	5	66	248	0	248	3.76	49.6
2000	11	194	913	35	948	4.89	86.2
2001	10	203	819	0	819	4.03	81.9
Total	32	503	2,165	35	2,200	4.37	68.8

Best Game: 162 at Jacksonville (11/18/2000),
39 plays, 162 rush yards

RECEIVING YARDAGE



1. MILES AUSTIN
2002-2005

							2,867
Year	G	REC	YDS	AVG	TD	LP	YDS/G
2002	10	10	208	20.8	1	41	20.8
2003	12	44	796	18.1	12	42	66.3
2004	11	47	859	18.3	9	69	78.1
2005	8	49	1,004	20.5	11	66	125.5
Total	41	150	2,867	19.1	33	69	69.9

Best Game: 235 at Sacred Heart (10/8/2005), 10 receptions, 4 TDs



6. JOHN NALBONE
2005-2008

							1,079
Year	G	REC	YDS	AVG	TD	LP	YDS/G
2005	10	18	138	7.7	1	16	13.8
2006	12	19	198	10.4	0	23	16.5
2007	10	22	252	11.5	3	32	25.2
2008	11	42	491	11.7	5	83	44.6
Total	43	101	1,079	10.7	9	83	25.1

Best Game: 91 vs. Saint Francis (10/4/08), 6 receptions



2. ADAM SAN MIGUEL
2004-2007

							2,252
Year	G	REC	YDS	AVG	TD	LP	YDS/G
2004	10	21	265	12.6	1	44	26.5
2005	10	51	569	11.2	3	39	56.9
2006	12	73	872	11.7	6	71	72.6
2007	10	49	546	11.6	4	58	54.6
Total	42	194	2,252	11.6	14	71	53.6


Best Game: 168 vs. St. Peter's (9/16/2006), 11 receptions, 1 TD



7. MARCUS WINTERS
1993-1994

							1,024
Year	G	REC	YDS	AVG	TD	LP	YDS/G
1993	7	34	432	12.7	1	25	61.7
1994	9	39	592	15.2	5	52	65.8
Total	16	73	1,024	14.0	6	52	64.0

Best Game: 106 at Central Connecticut State (11/12/1994), 5 receptions, 2 TDs



3. WILL HOLDER
1993, 1995-1997

							2,172
Year	G	REC	YDS	AVG	TD	LP	YDS/G
1993	5	25	381	15.2	1	57	76.2
1995	10	34	696	20.5	7	86	69.6
1996	10	23	546	23.7	7	80	54.6
1997	8	32	549	17.2	6	88	68.6
Total	33	114	2,172	19.1	21	88	65.8

Best Game: 147 vs. Robert Morris (9/9/1995), 5 receptions, 1 TD



8. DAVID SINISI
2006-2009

							914
Year	G	REC	YDS	AVG	TD	LP	YDS/G
2006	12	20	269	13.4	1	71	22.4
2007	10	29	293	10.1	2	46	29.3
2008	11	14	103	7.4	0	21	9.4
2009	11	20	249	12.4	4	50	22.6
Total	44	83	914	11.0	7	71	20.7

Best Game: 86 vs. Central Connecticut State (10/27/2008), 4 receptions, 1 TD



4. ANTHONY GALELLA
1995-1998

							1,653
Year	G	REC	YDS	AVG	TD	LP	YDS/G
1995	7	3	32	10.7	0	15	4.6
1996	10	13	165	12.7	1	32	16.5
1997	9	30	412	13.7	3	49	45.8
1998	10	61	1,044	17.1	9	72	104.4
Total	36	107	1,653	15.4	13	72	45.9


Best Game: 179 vs. Towson (9/12/1998), 5 receptions, 1 TD



9. BILLY LYNN
2000-2003

							908
Year	G	REC	YDS	AVG	TD	LP	YDS/G
2000	11	14	144	10.3	0	38	13.1
2001	9	24	258	10.8	1	36	10.8
2002	10	20	291	14.6	1	43	29.1
2003	11	17	215	12.6	1	38	19.5
Total	41	75	908	12.1	3	43	22.1

Best Game: 74 vs. Sacred Heart (9/14/2002), 5 receptions



5. RICK FINER
1993, 1995-1997

							1,100
Year	G	REC	YDS	AVG	TD	LP	YDS/G
1993	7	23	342	24.9	2	48	48.9
1995	10	11	158	14.4	1	29	15.8
1996	10	23	201	8.7	2	30	20.1
1997	9	32	399	12.5	3	57	44.3
Total	36	89	1,100	12.4	8	57	30.6

Best Game: 86 at Stonehill (9/11/1993), 4 receptions



10. CHRIS KILEY
2005-2008

							783
Year	G	REC	YDS	AVG	TD	LP	YDS/G
2005	7	4	20	5.0	0	13	13.1
2006	12	26	338	13.0	2	41	10.8
2007	10	25	177	7.1	0	20	29.1
2008	11	27	248	9.2	0	30	19.5
Total	40	80	783	9.5	2	41	19.6

Best Game: 62 vs. Stony Brook (9/30/2007), 4 receptions

RECEPTIONS



1. ADAM SAN MIGUEL

2004-2007								194
Year	G	REC	YDS	AVG	TD	LP	REC/G	
2004	10	21	265	12.6	1	44	2.10	
2005	10	51	569	11.2	3	39	5.10	
2006	12	73	872	11.7	6	71	6.0	
2007	10	49	546	11.6	4	58	4.9	
Total	42	194	2,252	11.6	14	71	4.6	



6. RICK FINER

1993, 1995-1997								89
Year	G	NO	YDS	AVG	TD	LP	REC/G	
1993	7	23	342	24.9	2	48	3.29	
1995	10	11	158	14.4	1	29	1.10	
1996	10	23	201	8.7	2	30	2.30	
1997	9	32	399	12.5	3	57	3.56	
Total	36	89	1,100	12.4	8	57	2.47	




2. MILES AUSTIN

2002-2005								150
Year	G	REC	YDS	AVG	TD	LP	REC/G	
2002	10	10	208	20.8	1	41	1.00	
2003	12	44	796	18.1	12	42	3.67	
2004	11	47	859	18.3	9	69	4.27	
2005	8	49	1,004	20.5	11	66	6.13	
Total	41	150	2,867	19.1	33	69	3.66	



7. DAVID SINISI

2006-2009								83
Year	G	REC	YDS	AVG	TD	LP	REC/G	
2006	12	20	269	13.4	1	71	1.66	
2007	10	29	293	10.1	2	46	2.90	
2008	11	14	103	7.4	0	21	1.27	
2009	11	20	249	12.4	4	50	1.81	
Total	44	83	914	11.0	7	71	1.88	



3. WILLIAM HOLDER

1993, 1995-1997								114
Year	G	REC	YDS	AVG	TD	LP	REC/G	
1993	5	25	382	15.3	1	57	5.00	
1995	10	34	696	20.5	7	86	3.40	
1996	10	23	546	23.7	7	80	2.30	
1997	8	32	549	17.2	6	88	4.00	
Total	33	114	2,173	19.1	21	88	3.45	



8. CHRIS KILEY

2005-2008								82
Year	G	REC	YDS	AVG	TD	LP	REC/G	
2005	7	4	20	5.0	0	13	0.57	
2006	12	26	26	13.0	2	41	2.16	
2007	10	25	177	7.1	0	20	2.50	
2008	11	27	248	9.2	0	30	2.45	
Total	40	82	783	9.5	2	41	2.05	



4. ANTHONY GALELLA

1995-1998								107
Year	G	REC	YDS	AVG	TD	LP	REC/G	
1995	7	3	32	10.7	0	15	0.43	
1996	10	13	165	12.7	1	32	1.30	
1997	9	30	412	13.7	3	49	3.33	
1998	10	61	1,044	17.1	9	72	6.10	
Total	36	107	1,653	15.4	13	72	45.9	



9. BILLY LYNN

2000-2003								75
Year	G	REC	YDS	AVG	TD	LP	REC/G	
2000	11	14	144	10.3	0	38	1.27	
2001	9	24	258	10.8	1	36	2.67	
2002	10	20	291	14.6	1	43	2.00	
2003	11	17	215	12.6	1	38	1.55	
Total	41	75	908	12.1	3	43	1.83	



5. JOHN NALBONE

2005-2008								101
Year	G	REC	YDS	AVG	TD	LP	REC/G	
2005	10	18	138	7.7	1	16	1.85	
2006	12	19	198	10.4	0	23	1.61	
2007	10	22	252	11.5	3	32	2.22	
2008	11	42	491	11.7	5	83	3.81	
Total	43	101	1,079	10.7	9	83	2.37	



10. MARCUS WINTERS

1993-1994								73
Year	G	REC	YDS	AVG	TD	LP	REC/G	
1993	7	34	432	12.7	1	25	4.86	
1994	9	39	592	15.2	5	52	4.33	
Total	16	73	1,024	14.0	6	52	4.56	

SCORING



1. DAVID SINISI

2006-2009						330
Year	G	TD	FG-FGA	XP-XPA	PTS	
2006	12	14	0-0	0-0	76	
2007	10	19	0-0	0-0	39	
2008	11	22	0-0	0-0	132	
2009	11	17	0-0	0-0	102	
Total	44	55	0-0	0-0	330	



6. JIM VARICK

1993-1996						141
Year	G	TD	FG-FGA	XP-XPA	PTS	
1993	6	0	0-0	1-1*	2	
1994	9	4	0-0	0-0	24	
1995	10	8	6-11	9-13*	76	
1996	10	5	0-7	9-14	39	
Total	35	17	6-18	19-28	141	

* - includes two-point conversion



2. MILES AUSTIN

2002-2005						216
Year	G	TD	FG-FGA	XP-XPA	PTS	
2002	8	1	0-0	0-0	6	
2003	12	12	0-0	0-0	72	
2004	11	11	0-0	0-0	66	
2005	8	12	0-0	0-0	72	
Total	43	36	0-0	0-0	216	



7. RALPH O'NEIL

1993-1996						140
Year	G	TD	FG-FGA	XP-XPA	PTS	
1993	7	2	0-0	0-0	12	
1994	8	5	0-0	0-0	30	
1995	10	7	0-0	0-0	44	
1996	10	9	0-0	0-0	54	
Total	35	23	0-0	0-0	140	



t-3. MATT MERKLINGER

1998-2001						210
Year	G	TD	FG-FGA	XP-XPA	PTS	
1998	6	3	0-0	0-0	18	
1999	6	4	0-0	0-0	24	
2000	11	14	0-0	0-0	84	
2001	10	14	0-0	0-0	84	
Total	33	35	0-0	0-0	210	



8. STEVE ANDRIOLA

2001-2004						138
Year	G	TD	FG-FGA	XP-XPA	PTS	
2001	3	0	0-0	0-1	0	
2002	4	0	2-4	2-2	8	
2003	12	0	13-24	26-29	65	
2004	11	0	12-19	29-32	65	
Total	30	0	27-47	57-64	138	




t-3. CHRIS REED

1994-1995, 1997-1998						210
Year	G	TD	FG-FGA	XP-XPA	PTS	
1994	8	2	0-0	0-0	12	
1995	6	4	0-0	0-0	24	
1997	9	7	0-0	0-0	42	
1998	10	22	0-0	0-0	132	
Total	33	35	0-0	0-0	210	



9. WILL HOLDER

1993, 1995-1997						134
Year	G	TD	FG-FGA	XP-XPA	PTS	
1993	5	1	0-0	0-0	6	
1995	10	7	0-0	0-0	44	
1996	10	8	0-0	0-0	48	
1997	8	6	0-0	0-0	36	
Total	33	22	0-0	0-0	134	



3. FRED WEINGART

2005-2008						204
Year	G	TD	FG-FGA	XP-XPA	PTS	
2005	10	0	7-10	30-30	51	
2006	9	0	8-15	20-23	44	
2007	10	0	8-13	28-29	52	
2008	11	0	8-11	33-36	57	
Total	40	0	31-49	111-118	204	

SACKS



1. JASON GMITTER
1994-1997

25.5

Year	G	SACKS	YDS
1994	7	0.5	1
1995	10	6.5	24
1996	10	7.0	42
1997	9	11.5	78
Total	36	25.5	145



6. CHRIS AMMACHER
1999-2002

15.5

Year	G	SACKS	YDS
1999	9	1.5	9
2000	10	2.0	7
2001	10	8.5	49
2002	10	3.5	29
Total	39	15.5	94



2. ERIK YNGSTROM
2003-06

23.0

Year	G	SACKS	YDS
2003	11	8.0	51
2004	11	6.5	48
2005	9	4.5	17
2006	12	4.0	34
Total	43	23.0	150



7. TIM CANAVAN
1993-1994

15.0

Year	G	SACKS	YDS
1993	7	3.5	30
1994	9	11.5	80
Total	16	15.0	110



3. JOE SENTIPAL
1999-2003

21.5

Year	G	SACKS	YDS
1999	10	0.5	5
2000	11	15.5	109
2001	2	1.0	10
2002	10	1.0	7
2003	11	3.5	22
Total	44	21.5	153



8. MIKE NORMAND
1997-2000

14.5

Year	G	SACKS	YDS
1997	9	2.5	10
1998	10	1.0	10
1999	10	5.0	35
2000	11	6.0	13
Total	40	14.5	68



4. MIKE DeFALCO
2000-2003

17.0

Year	G	SACKS	YDS
2000	4	4.0	29
2001	6	2.0	9
2002	10	2.0	15
2003	12	9.0	45
Total	35	17.0	91



9. BRIAN SWEENEY
2003-2006

13.0

Year	G	SACKS	YDS
2003	10	0.0	0
2004	11	3.5	24
2005	10	4.5	32
2006	12	5.0	35
Total	43	13.0	91



5. CORNELL KEY
1997-2000

16.5

Year	G	SACKS	YDS
1997	0	0.0	0
1998	10	2.0	19
1999	10	3.0	26
2000	10	11.5	93
Total	30	16.5	138



10. TODD STEVENS
1999-2002

12.5

Year	G	SACKS	YDS
1999	4	1.0	1
2000	9	5.0	35
2001	10	6.5	40
2002	10	0.0	0
Total	33	12.5	76

INTERCEPTIONS



1. DAVID JILES
2002-2006

13

Year	INT	YDS	AVG	TD	LP
2002	0	0	0.0	0	0
2003	3	26	8.7	1	26
2004	1	0	0.0	0	0
2005	4	20	5.0	0	20
2006	5	88	17.6	1	38
Total	13	134	10.3	2	26



t6. ROB LOMORIELLO
2001-2005

7

Year	INT	YDS	AVG	TD	LP
2001	0	0	0.0	0	0
2002	0	0	0.0	0	0
2003	2	54	27.0	0	54
2004	3	39	13.0	0	36
2005	2	20	10.0	0	20
Total	7	113	16.1	0	54



t2. KENNY AMSELE
2007-2010

11

Year	INT	YDS	AVG	TD	LP
2007	1	32	1.0	1	32
2008	3	17	4.6	0	18
2009	5	104	20.8	0	55
2010	2	122	61.0	2	72
Total	11	275	25.0	3	72



t6. MIKE PITTS
1999-2002

7

Year	INT	YDS	AVG	TD	LP
1999	1	0	0.0	0	0
2000	2	0	0.0	0	0
2001	3	17	5.7	0	15
2002	1	0	0.0	0	0
Total	7	17	2.4	0	15



t2. VINNIE SASSO
1994-1997

11

Year	INT	YDS	AVG	TD	LP
1994	2	19	9.5	0	19
1995	3	12	4.0	0	12
1996	4	33	8.2	0	14
1997	2	57	28.5	1	45
Total	11	121	11.0	1	45



t8. DAVID LEWIS
1993-1996

6

Year	INT	YDS	AVG	TD	LP
1993	2	6	3.0	0	6
1994	4	76	19.0	1	35
1995	0	0	0.0	0	0
1996	0	0	0.0	0	0
Total	6	82	13.7	1	35



4. MATT HILL
2003-2006

9

Year	INT	YDS	AVG	TD	LP
2003	0	0	0.0	0	0
2004	4	84	21.0	2	43
2005	2	28	14.0	0	27
2006	3	47	15.6	0	38
Total	9	159	17.6	2	43



t8. STEVE COVELLO
1994-1997

6

Year	INT	YDS	AVG	TD	LP
1994	2	2	1.0	0	2
1995	1	7	7.0	0	7
1996	1	19	19.0	0	19
1997	2	3	1.5	0	3
Total	6	31	5.2	0	19



5. AARON EDWARDS
1997-2001

8

Year	INT	YDS	AVG	TD	LP
1997	0	0	0.0	0	0
1998	1	6	6.0	0	6
1999	3	86	28.7	0	56
2000	1	26	26.0	1	26
2001	3	94	31.3	1	92
Total	8	212	26.5	2	92



t8. JOE SENTIPAL
1999-2003

6

Year	INT	YDS	AVG	TD	LP
1999	0	0	0.0	0	0
2000	0	0	0.0	0	0
2001	0	0	0.0	0	0
2002	2	21	10.5	1	16
2003	4	3	1.3	0	2
Total	6	24	4.0	1	16



TACKLES



1. AARON EDWARDS
1997-2001

						353
Year	G	UT	AT	TT	TFL	YDS
1997	9	20	8	28	0	0
1998	10	46	40	86	1	1
1999	10	64	40	104	4	6
2000	3	13	8	21	1	15
2001	10	80	34	114	2	6
Total	42	223	130	353	8	28



6. JOE LITTLE
1993-1996

						244
Year	G	UT	AT	TT	TFL	YDS
1993	7	26	29	55	2	2
1994	8	33	14	47	3	5
1995	10	55	23	88	8	18
1996	10	34	20	54	4	13
Total	35	148	86	244	17	38



2. JOE SENTIPAL
1999-2003

						327
Year	G	UT	AT	TT	TFL	YDS
1999	10	16	7	23	2	11
2000	11	57	29	86	23	131
2001	2	5	2	7	3	12
2002	10	58	48	106	8.5	20
2003	11	57	48	105	15	43
Total	44	193	134	327	51.5	217



7. MIKE DIBELLA
1999-2002

						242
Year	G	UT	AT	TT	TFL	YDS
1999	9	39	21	60	6	13
2000	11	59	35	94	12	21
2001	10	52	34	86	8	18
2002	10	1	1	2	0	0
Total	40	151	91	242	26	52



3. JOHN SCHULTZEL
1997-2000

						298
Year	G	UT	AT	TT	TFL	YDS
1997	9	8	4	12	2	13
1998	10	52	44	96	9	46
1999	10	69	20	89	7	15
2000	11	64	37	101	13	54
Total	40	193	105	298	31	128



8. VINNIE SASSO
1994-1997

						233
Year	G	UT	AT	TT	TFL	YDS
1994	8	26	12	38	0	0
1995	10	53	20	73	2	5
1996	6	28	14	42	0	0
1997	9	64	16	80	1	13
Total	33	171	62	233	3	18



4. MATT HILL
2003-06

						265
Year	G	UT	AT	TT	TFL	YDS
2003	10	8	4	12	0	0
2004	11	56	30	86	7	38
2005	10	54	28	82	6	16
2006	11	51	34	85	4	10
Total	42	169	96	265	17	64



9. JOSE GUMBS
2008-

						231
Year	G	UT	AT	TT	TFL	YDS
2008	10	43	17	60	4.0	14
2009	9	45	50	95	3.0	10
2010	11	53	23	76	3.0	4
Total	30	141	90	231	10.0	28



5. MIKE NORMAND
1997-2000

						251
Year	G	UT	AT	TT	TFL	YDS
1997	9	29	13	42	6	19
1998	10	31	24	55	10	37
1999	10	45	30	75	10	54
2000	11	49	30	79	12	41
Total	40	154	97	251	38	151



10. MIKE CASTELLANO
2004-2006

						218
Year	G	UT	AT	TT	TFL	YDS
2004	11	38	33	71	13.5	44
2005	10	42	28	70	6	46
2006	12	46	31	77	2	13
Total	33	126	92	218	21.5	103



Cornell Key wreaked havoc on opposing offenses during his four seasons at Monmouth.

Vince Lombardi Second Effort Award

- 1993: Tim Canavan
Terry Murphy
- 1994: Ryan Grant
John Mendes
- 1995: Ralph O'Neil
Nick Szymanski
- 1996: Jason Gmitter
Terry Murphy
- 1997: Jason Gmitter
Anthony Verdi
- 1998: Doug Sterk
Robert Ward
- 1999: Cornell Key
Eric Platt
- 2000: Cornell Key
Matt Merklinger
- 2001: Chris Ammacher
Billy Lynn
- 2002: Mark Di Pisa
Justin Rosato
- 2003: Mike DeFalco
Jeff Gallo
- 2004: Matt Sosnovik
Ed Ratyniak
- 2005: Bobby Smith
Mike Castellano
- 2006: Jonathan Dunn
Mike Castellano
- 2007: Brett Burke
Kevin Walsh
- 2008: Brett Burke
Kevin Walsh
- 2009: Ryan Folsom
David Kennedy
- 2010: Ryan Folsom
Kenny Amsel



Eric Platt



Billy Lynn




John Mendes



Nick Dalia

Most Valuable Player


- 1993: Doug Rossback (O)
David Lewis (D)
Brian Lockley (ST)
Dan Sabella (O)
David Lewis (D)
- 1994: Robert Ridley (ST)
Dan Sabella (O)
Anthony Berke (D)
Mike James (ST)
- 1995: William Holder (O)
John Mendes (D)
Rick Finer (ST)
- 1996: Dan Sabella (O)
Vinnie Sasso (D)
Rick Finer (ST)
- 1997: Chris Reed (O)
John Schultzel (D)
Bill Pullen (ST)
- 1998: Bryan Peck (O)
Aaron Edwards (D)
Aaron Edwards (ST)
Matt Merklinger (O)
John Schultzel (D)
Darrell Nick (ST)
- 1999: Matt Merklinger (O)
Aaron Edwards (D)
Jay Roach (ST)
Dan Iskra (O)
- 2000: Joe Sentipal (D)
Kevin Faulkner (ST)
Brian Boland (O)
Joe Sentipal (D)
- 2001: Steve Andriola (ST)
Joe Migliore (O)
Dan Blazosky (D)
Steve Andriola (ST)
- 2002: Miles Austin (O)
Matt Hill (D)
Aaron Suozzo (ST)
Brian Boland (O)
Matt Hill (D)
- 2003: David Sinisi (ST)
David Sinisi (O)
Ayo Falae (D)
Derek Bischoff (ST)
- 2004: David Sinisi (O)
Kevin Walsh (D)
Fred Weingart (ST)
- 2005: David Sinisi (O)
Jose Gumbs (D)
Jack Daniels (ST)
- 2006: Shawn Wright (O)
Jose Gumbs (D)
Jack Daniels (ST)



All-NEC selection Jonathan Dunn earned the Vince Lombardi Second Effort Award in his junior season.

Scholar-Athlete Award

- 1993: John Mendes
- 1994: Matt Cuccia
- 1995: Rich Bargloski
- 1996: Rich Bargloski
- 1997: Jason Gmitter
- 1998: Nick Dalia
- 1999: Darrell Nick
- 2000: Darrell Nick
- 2001: Justin Rosato
- 2002: Justin Rosato
- 2003: Bob Pluta
- 2004: Michael McClelland
- 2005: Tom Mauro
- 2006: Michael McClelland
- 2007: Jon Stolarz
- 2008: Andrew Musick
- 2009: Andrew Musick
- 2010: Ryan Folsom



Justin Rosato became MU's first-ever Academic All-America for football in 2002.

Unsung Hero Award

- 1997: Nick Dalia
- 1998: Liam Klein
- 1999: Bill Hagan
- 2000: Pat Landis
- 2001: Kevin Faulkner
- 2002: Danny Barker
- 2003: Kevin Hutchison
- 2004: Jay Ricciardi
- 2005: Rob Lomoriello
- 2006: Dan Szelove
- 2007: Andrew Musick
- 2008: T.J. Cerezo
- 2009: Garrett Culloo
- 2010: Chris Hogan

Coaches Award

- 1997: Dan Ruland
- 1998: Mike Principe
- 1999: Doug Gillespie
- 2000: Markice Stephens
- 2001: Raheem Byrom
- 2002: Doug Stetz
- 2003: Fred Williams
- 2004: Billy Worfolk
- 2005: Jesse Orbach
- 2006: Jamaal McClintock
- 2007: Derek Bischoff
- 2008: Steve Downens
- 2009: Ron Lauch
- 2010: Bobby Giles

ESPN/USA TODAY (FCS)

2001: Jay Roach (9/10) - special teams



Jay Roach



Steve Andriola

DON HANSEN'S NATIONAL WEEKLY FOOTBALL GAZETTE (FCS Mid Major)

- 1996: Joe Little (10/12) - defensive
- 2000: Joe Sentipal (11/18) - defensive
- 2001: Aaron Edwards (9/9) - defensive
Aaron Edwards (10/21) - defensive
Aaron Edwards (10/28) - defensive
- 2003: Joe Sentipal (9/7) - defensive
Steve Andriola (9/28) - special teams
Joe Sentipal (9/28) - defensive
Joe Sentipal (10/19) - defensive
David Jiles (10/26) - defensive
- 2004: Steve Andriola (10/17) - special teams
Rob Lomoriello (10/31) - defensive
- 2005: Miles Austin (10/9) - offensive
Fred Weingart (10/9) - special teams
- 2003: Sean Dennis (10/15) - special teams
Matt Hill (10/22) - defensive
Brian Boland (10/29) - offensive

METROPOLITAN SPORTSWRITERS

- 1996: Dan Sabella (9/21) - offensive
Vinnie Sasso (9/28) - defensive
Vinnie Sasso (10/12) - defensive
- 1997: Vinnie Sasso (9/13) - defensive
Dan Sabella (9/20) - offensive

EASTERN COLLEGE ATHLETIC CONFERENCE

- 1996: Dan Sabella (9/21) - offensive
Joe Little (10/12) - defensive
- 1997: Dan Sabella (11/8) - offensive
Vinnie Sasso (11/15) - defensive
- 2000: Joe Sentipal (9/26) - defensive
- 2001: Matt Merklinger (9/11) - offensive
Aaron Edwards (9/11) - defensive
Aaron Edwards (10/24) - defensive
- 2007: David Sinisi (10/7) - offensive
David Sinisi (10/28) - offensive

NORTHEAST CONFERENCE

ROOKIE OF THE WEEK

- 1996: Mike Medrano (9/21)
Mike Medrano (10/12)
- 1997: Aaron Edwards (11/8)
- 1998: Jay Roach (10/12)
- 1999: Chad Smith (11/1)
- 2000: Bill Rankin (9/25)
- 2001: Dan Blazosky (10/29)
Dan Blazosky (11/12)
- 2002: Joe Migliore (9/23)
- 2003: Erik Yngstrom (9/15)
Brian Boland (9/22)
Erik Yngstrom (10/6)
- 2004: Mike Castellano (9/20)
Mike Castellano (10/18)
- 2006: David Sinisi (9/5)
David Sinisi (9/25)
David Sinisi (10/28)
David Sinisi (11/4)
David Sinisi (11/11)
- 2007: Bobby Giles (10/8)
Kenny Amsel (11/17)
- 2009: Kyle Frazier (10/17)
- 2010: Eric Spillane (10/2)
Jimmy Lawson (10/16)

NORTHEAST CONFERENCE


OFFENSIVE PLAYER OF THE WEEK

- 1996: William Holder (10/12)
Kevin Francis (11/9)
Dan Sabella (11/16)
- 1997: Dan Sabella (9/20)
Chris Reed (10/18)
Dan Sabella (11/8)
- 1998: Chris Reed (9/7)
Anthony Galella (9/14)
Chris Reed (10/5)
Chris Reed (10/19)
Chris Reed (10/26)
Chris Reed (11/2)
Chris Reed (11/9)
- 2001: Matt Merklinger (9/10)
- 2005: Miles Austin (10/10)
- 2006: Brian Boland (10/22)
Brian Boland (10/29)
Brian Boland (11/12)
- 2007: David Sinisi (10/8)
David Sinisi (10/29)
- 2008: David Sinisi (10/4)
David Sinisi (10/25)
David Sinisi (11/15)
- 2009: David Sinisi (9/26)

NORTHEAST CONFERENCE

DEFENSIVE PLAYER OF THE WEEK

- 1996: Vinnie Sasso (9/28)
Joe Little (10/12)
Stacy Dixon (10/26)
- 1997: Vinnie Sasso (11/15)
- 1998: John Schultzel (11/2)
- 1999: John Schultzel (9/13)
Cornell Key (10/18)
- 2000: Joe Sentipal (9/25)
Joe Sentipal (10/23)
Joe Sentipal (11/13)
Joe Sentipal (11/20)
- 2001: Aaron Edwards (9/10)
Chris Ammacher (10/15)
Aaron Edwards (10/22)
Aaron Edwards (10/29)
- 2003: Joe Sentipal (9/8)
Joe Sentipal (9/29)
Joe Sentipal (10/20)
David Jiles (10/20)
- 2004: Rob Lomoriello (11/1)
- 2005: Anthony Addonizio (10/3)
Matt Hill (10/24)
- 2006: Mike Castellano (9/6)
Matt Hill (10/24)
Brian Sweeney (11/12)
- 2008: Kevin Walsh (9/20)
Kevin Walsh (9/27)
Kevin Walsh (11/15)
- 2009: Kendall Haley (9/19)
Jose Gumbs (10/10)
- 2010: **Jose Gumbs (10/23)**



Aaron Edwards was a three-time NEC Defensive Player of the Week in 2001 en route to All-NEC honors.


NORTHEAST CONFERENCE

SPECIAL TEAMS PLAYER OF THE WEEK

- 2002: Steve Andriola (10/28)
- 2003: Aaron Suozzo (9/8)
Sean Dennis (9/15)
Steve Andriola (9/29)
Rob Lutz (11/10)
Kevin Hutchison (11/17)
- 2004: Miles Austin (9/20)
Michael McClelland (10/4)
Steve Andriola (10/18)
Steve Andriola (11/1)
Michael McClelland (11/15)
- 2005: David Jiles (9/12)
Miles Austin (10/3)
Fred Weingart (10/10)
Fred Weingart (11/14)
- 2006: Sean Dennis (10/8)
Sean Dennis (10/15)
- 2008: Ayo Falae (8/30)
Nick Romeo (10/4)
Bobby Giles (9/19)
- 2009: Bobby Giles (9/19)
- 2010: **Jose Gumbs (10/16)**



Joe Little was the first MU defensive player to earn ECAC Player of the Week recognition.



John Schultzel earned NEC Defensive Player of the Week honors twice during his career.

All-America Honors

ASSOCIATED PRESS (FCS)

- 2002:** Joe Sentipal, LB (3rd team)
2008: David Sinisi, RB (3rd team)
 Kevin Walsh, DL (3rd team)

AMERICAN FOOTBALL COACHES

ASSOCIATION (FCS)

- 2002:** Joe Sentipal, LB
2003: Joe Sentipal, LB
2008: John Nalbone, TE
 David Sinisi, RB



Joe Sentipal became MU's first-ever Division I-AA All-America in 2002, named by both the AFCA and Associated Press.

COLLEGE SPORTING NEWS (FCS)

- 2008:** John Nalbone, TE (honorable mention)
 David Sinisi, RB (honorable mention)

COLLEGESPORTSREPORT.COM (FCS)

- 2003:** Joe Sentipal, LB (2nd team)

COLLEGESPORTSREPORT.COM

(FCS Mid Major)

- 2003:** Joe Sentipal, LB (first team)
 Mike DeFalco, DL (second team)
 Sean Hefferon, DL (second team)
 Kevin Hutchison, DB (second team)
 Sean Dennis, P (second team)
- 2004:** Sean Dennis, P (first team)
 Brian Boland, QB (second team)
 Dan Iskra, OL (second team)
 Ed Ratyniak, DL (second team)
 Miles Austin, WR (special mention)
 John Castoro, OL (special mention)
 Dan Blazosky, LB (special mention)
 Mike Castellano, LB (special mention)
- 2005:** John Castoro, C
 Miles Austin, WR

DON HANSEN'S NATIONAL FOOTBALL GAZETTE (FCS Mid Major)

- 1996:** Dominic Cuniglio, OL (1st team)
 Jason Gmitter, DE (1st team)
 William Holder, WR (1st team)
 Anthony Berke, LB (honorable mention)
 Stacy Dixon, CB (honorable mention)
- 1998:** Chris Reed, RB (1st team)
 Anthony Galella, WR (1st team)
 Anthony Galella, WR (Receiver of the Year)
 Doug Sterk, (honorable mention)
- 1999:** Chris Mandell, K (1st team)
 Darrell Nick, P (1st team)

- 2000:** Darrell Nick, P (1st team)
 Cornell Key, DL (2nd team)
 Matt Herdman, OL (honorable mention)
 Joe Sentipal, LB (honorable mention)

- 2001:** Chris Ammacher, DL (1st team)
 Aaron Edwards, DB (1st team)
2002: Joe Sentipal, LB (2nd team)
 Chris Ammacher, DL (honorable mention)

- 2003:** Sean Dennis, P (1st team)
 Miles Austin, WR (2nd team)
 Jeff Gallo, OL (2nd team)


- 2004:** Sean Hefferon, DL (2nd team)
 Dan Iskra, OL (1st team)
 Miles Austin, WR (2nd team)
 Steve Andriola, K (2nd team)
 Sean Dennis, P (2nd team)

- 2005:** Miles Austin, WR (1st team)
 John Castoro, OC (1st team)
 Matt Hill, DB (1st team)
 Mike Castellano, LB (2nd team)
 John Nalbone, TE (honorable mention)
 Brian Sweeney, DL (honorable mention)

- 2006:** Matt Conolly, OL (Offensive Lineman of the Year)
 Mike Castellano, LB (1st team)
 Jonathan Dunn, OL (1st team)
 Matt Hill, DB (Defensive Back of the Year)
 Brian Boland, QB (second team)
 David Jiles, DB (second team)
 Adam San Miguel, WR (2nd team)
 David Sinisi, RB (2nd team)

SPORTS NETWORK

- 2001:** Aaron Edwards, DB
2002: Joe Sentipal, LB
2003: Joe Sentipal, LB
 Sean Dennis, P
2005: Miles Austin, WR
 John Castoro, OL
2006: Mike Castellano, LB
 Matt Conolly, OL
 Matt Hill, DB
2007: David Sinisi, RB
2008: David Sinisi, RB (honorable mention)
2009: David Sinisi, RB (2nd team)



Miles Austin earned All-Northeast Region honors from Don Hansen's National Football Gazette in 2005.

All-Regional Honors

DON HANSEN'S NATIONAL FOOTBALL GAZETTE

(FCS All-Atlantic Region)

- 2004:** Sean Dennis, P (third team)
 Dan Iskra, OL (third team)

(FCS All-Northeast Region)

- 2005:** Miles Austin, WR (first team)
2006: Matt Hill, DB (first team)
 Mike Castellano, LB (second team)
 Matt Connolly, OL (second team)
 Adam San Miguel, WR (second team)
 Brian Boland, QB (honorable mention)
 David Jiles, DB (honorable mention)
 David Sinisi, RB (honorable mention)

All-ECAC

- 1996:** Jason Gmitter, DE
1997: Jason Gmitter, DE
 Dan Sabella, QB
 Vinnie Sasso, FS
 Doug Sterk, OL
2000: Cornell Key, DL
2001: Aaron Edwards, DB
 Jay Roach, RS (honorable mention)
 Chris Ammacher, DL (honorable mention)
- 2004:** Sean Dennis, P (honorable mention)
2008: David Sinisi, RB
2009: David Sinisi, RB
Jose Gumbs, DB

ECAC Rookie of the Year

- 2006:** David Sinisi, RB

ESPN the Magazine Academic All-America University Team

- 2002:** Justin Rosato, DB (1st team)

ESPN the Magazine Academic All-District II University Team

- 1995:** Rich Bargloski, P (1st team)
 John Mendes, LB (1st team)
1996: Rich Bargloski, P (1st team)
2000: Darrell Nick, P (1st team)
2001: Bill Rankin, QB (1st team)
 Justin Rosato, DB (1st team)
 Kenneth Edmundson, RB (2nd team)
2002: Bill Rankin, QB (1st team)
 Justin Rosato, DB (1st team)
 Bob Pluta, DL (2nd team)
 Ed Ratyniak, DL (2nd team)
- 2003:** Michael McClelland, WR (2nd team)
 Bob Pluta, DL (2nd team)
- 2004:** Michael McClelland, WR (1st team)
2005: Michael McClelland, WR (1st team)
2006: Michael McClelland, WR (1st team)
2007: Andrew Musick, OL (1st Team)
 Kevin Walsh, DL (1st Team)
- 2008:** Andrew Musick, OL (1st Team)
 Jon Stolarz, DB (1st Team)
 Kevin Walsh, DL (1st Team)
- 2009:** Andrew Musick, OL (1st Team)
 Jon Stolarz, DB (1st Team)
- 2010:** Ryan Folsom, WR (1st Team)

NACDA FCS Academic All-Star Team

- 2001:** Aaron Edwards
2006: Michael McClelland
2007: Kevin Walsh
2008: Andrew Musick
 Kevin Walsh
2009: Andrew Musick
 Jon Stolarz



Highly regarded Kevin Callahan has three times been named Northeast Conference Coach of the Year.

NEC Coach of the Year

- 1998: Kevin Callahan
- 2003: Kevin Callahan
- 2006: Kevin Callahan

NEC Player of the Year


- 1997: Dan Sabella (offensive)
- Jason Gmitter (defensive)
- 1998: Chris Reed (offensive)
- 2002: Joe Sentipal (defensive)
- 2003: Joe Sentipal (defensive)
- 2008: David Sinisi (offensive)
- Kevin Walsh (defensive)
- 2009: Jose Gumbs (defensive)

NEC Rookie of the Year

- 2002: Joe Migliore (offensive)
- 2006: David Sinisi (offensive)
- 2008: Jose Gumbs (defensive)



Monmouth defensive back Jose Gumbs earned NEC Defensive Player of the Year in 2009, one year after earning ROY honors.



Jason Gmitter was Monmouth's first defensive player to earn All-Northeast Conference honors on two occasions.

All-Northeast Conference

- 1996: Anthony Berke, LB
Dominic Cuniglio, OL
Stacy Dixon, DB
Jason Gmitter, DE
William Holder, WR
- 1997: Steve Covello, CB
Jason Gmitter, DL
William Holder, WR
Dan Sabella, QB
Vinnie Sasso, FS
Anthony Verdi, OL
- 1998: John DiPasquale, QB
Aaron Edwards, DB
Anthony Galella, WR
Cornell Key, DL
Dave Monro, TE
Chris Reed, RB
John Schultzel, LB
Anthony Verdi, OL
Robert Ward, DL
- 1999: Cornell Key, DL (1st team)
Chris Mandell, K (1st team)
Darrell Nick, P (1st team)
John Schultzel, LB (1st team)
Eric Platt, OL (2nd team)
Aaron Edwards, DB (2nd team)
- 2000: Matt Herdman, OL (1st team)
Cornell Key, DL (1st team)
Joe Sentipal, LB (1st team)
Darrell Nick, P (1st team)
Matt Merklinger, RB (2nd team)
- 2001: Chris Ammacher, DL (1st team)
Aaron Edwards, DB (1st team)
Jay Roach, RS (1st team)
Matt Merklinger, RB (2nd team)
Eric Buraszkeski, OL (2nd team)
Matt Herdman, OL (2nd team)
Sean Kerr, DL (2nd team)
Mike Pitts, DB (2nd team)
- 2002: Joe Sentipal, LB (1st team)
Chris Ammacher, DL (1st team)
- 2003: Miles Austin, WR (1st team)
Sean Dennis, P (1st team)
Jeff Gallo, OL (1st team)
Sean Hefferon, DL (1st team)
Joe Sentipal, LB (1st team)
Steve Andriola, K (2nd team)
Mike DeFalco, DL (2nd team)
Kevin Hutchison, DB (2nd team)
Pete Raspitzi, TE (2nd team)
- 2004: Steve Andriola, K (1st team)
Miles Austin, WR (1st team)
Sean Dennis, P (1st team)
Dan Iskra, OL (1st team)
Dan Blazosky, LB (2nd team)
Mike Castellano, LB (2nd team)
Nick Castellano, DB (2nd team)
John Castoro, OL (2nd team)
Rob Lomoriello, DB (2nd team)
Ed Ratyniak, DL (2nd team)
Matt Sosnovik, TE (2nd team)
- 2005: Miles Austin, WR (1st team)
John Castoro, OL (1st team)
John Nalbone, TE (2nd team)
Bobby Smith, RB (2nd team)
Matt Connolly, OL (2nd team)
Brian Sweeney, DL (2nd team)
Mike Castellano, LB (2nd team)
David Jiles, DB (2nd team)
Matt Hill, DB (2nd team)
- 2006: Brian Boland, QB (1st team)
Mike Castellano, LB (1st team)
Matt Connolly, OL (1st team)
Jonathan Dunn, OL (1st team)
Matt Hill, DB (1st team)
Adam San Miguel, WR (2nd team)
David Jiles, DB (2nd team)
John Nalbone, TE (2nd team)
David Sinisi, RB (2nd team)
Brian Sweeney, DL (2nd team)
Erik Yngstrom, DL (2nd team)
- 2007: Derek Bischoff, DB (2nd team)
Brett Burke, QB (1st team)
Jonathan Dunn, OL (1st team)
Ayo Falae, DB (2nd team)
Nick LoCastro, OL (1st team)
John Nalbone, TE (1st team)
Adam San Miguel, WR (1st team)
David Sinisi, RB (2nd team)
Shawn Wright, OL (2nd team)
Kevin Walsh, DL (2nd team)
Brian Sweeney, DL (2nd team)
Erik Yngstrom, DL (2nd team)
- 2008: Brett Burke, QB (2nd team)
Ayo Falae, DB (2nd team)
Nick LoCastro, OL (1st team)
John Nalbone, TE (1st team)
David Sinisi, RB (1st team)
Kevin Sterling, OL (1st team)
Kevin Walsh, DL (1st team)
Fred Weingart, K (1st team)
Shawn Wright, OL (1st team)
- 2009: Jose Gumbs, DB/LB (1st team)
Kendall Haley, DB (1st team)
David Kennedy, DL (2nd team)
David Sinisi, RB (1st team)
Kevin Sterling, OL (1st team)
Shawn Wright, OL (1st team)
- 2010: Jack Daniels, P (2nd team)
Jose Gumbs, DB (1st team)
Kendall Haley, DB (2nd team)
Joe Hurley, OL (2nd team)
Dave Ogden, DL (1st team)
Shawn Wright, OL (1st team)



Dan Iskra earned All-NEC honors in 2004, giving MU 21 all-league offensive lineman since joining the NEC in 1996.



MONMOUTH FOOTBALL ALL-TIME ROSTER

- A -

Sam Abu-Issa 01
 Michael Acquaviva 93,94
 Anthony Addonizio 03,04,05,06
 Jayson Agostini 97
 Harold Almonte 09
 Chris Ammacher 99,00,01,02
 John Amatucci 93
 Ken Amsel 06,07,08,09,10
Stephen Andes 10
 Robert Andrijev 93
 Steve Andriola 01,02,03,04
 Rich Apple 95
 Terry Archer 97,98,99,00
 Joe Armentale 01
 Joe Armeth 06,07,08
 Matt Arnot 97
 Miles Austin 02,03,04,05
 Michal Avent 07,08, 09, 10

- B -

Len Bacon 00
 Jeremy Baltimore 08,09
 Rich Bargloski 93,94,95,96
 Danny Barker 00,01,02
 Aleem Barnhardt 00,01
Steven Barroso 10
 Glasgow Bart 00,01,02
 Jim Bates 94
 T.J. Batton 08
 Alan Bauerle 94
 Chris Beck 94
 Matt Bell 97
 Anthony Berke 93,94,95,96
 Tyler Bernston 09
 Louis Biagianti 94,95,96
 Nick Bibbo 06,07,08
 Joe Billups 00,01,02,03
 Tom Bingham 06
 Bryan Bischoff 04,05,06,07
 Derek Bischoff 04,05,06,07
 Mike Bizzaro 08
 Jonathan Blaydes 06,07,08,09
 Dan Blazoski 01,02,03,04
 William Black 94
 Brian Boland 03,04,05,06
 Nick Bonturi 08,09,10
 Jeff Brady 06,07,08,09,10
 Kyle Brandon 06,07
 Randy Brewster 93
 Leonard Brice 05, 06
 Brian Brikowski 08,09
 Dan Brockman 05
Don Brooks III 09,10
Brad Brown 10
 Shane Brown 96,97,98
 Cover Bryan 97
 Eric Buraszkeski 98,99,00,01
 Richard Burd 07,08,09,10
 Brett Burke 05, 06,07,08
 Dan Burke 08
 Tyler Burnett 06,07
 Troy Butler 06,07,08,09
 Ezra Bynam 09,10
 Raheem Byrom 99,00,01

- C -

Jake Cahill 94,95,96,97
 Tim Canavan 93,94
 Lawrence Caprio 07,08,09,10
 Sam Cappuccio 94,96
 Dennis Carriero 02,03
 Jeff Carrion 94,95
 Walter Carter 03,04,05,06
 Mike Cassidy 94,95
 Mike Castellano 04,05,06
 Nick Castellano 02,03,04,05
 John Castoro 04,05
 Pablo Castro 98,99,00
 Joe Cella 06,07,08,09
 T.J. Cerezo 05,06,07,08
 Ryan Charzewski 01,02
 Kevin Cherven 93
 Victor Cintron 93
 Joe Cioffi 95,96,97,98
 Eric Cirino 08
 Dave Clement 95

Pat Codd 04,05,06
Clark Coe 10
 Bobby Cole 06,07,08,09
 Sam Colombo 97
 Matt Connolly 03,04,05,06
 Brian Corriston 07
 Josh Costantino 01,02,03,04
 Steve Covello 93,95,96,97
 Sal Crivellaro 08,09
 Matt Cuccia 94
Ryan Cross 09,10
 Garrett Cullo 07,08,09,10
 Dominic Cuniglio 93,94,95,96
 Mario Cuniglio 98
 Matt Curnoles 95,96

- D -

Tom D'Ambrisi 07
 Lou D'Alessio 94
Anthony D'Elia 09,10
 Mike D'Urso 08,09,10
 Nick Dalia 96,97,98
 Ishmael Dakiyai 94
 Chris Damian 00,01,02
Dave Damirgian 09,10
 Jack Daniels 06,07,08,09,10
 David Dawson 95,96,97
Lamar Davenport 10
 Matt Davis 99
 Jon DeAngelo 00,01,02
 Anderson Diaz 00
 Mike DeFalco 00,01,02,03
Dale DeGraw 10
 Jake DelVento 08,09
 Sean Dennis 03,04,05,06
Greg DePugh 10
 Mike DiBella 99,00,01,02
 Jeremy Dinkin 09
 Mark Di Pisa 99,00,01,02
 John DiPasquale 96,97,98,99
 David DiPiero 95
 Stacy Dixon 95,96
 Steve Dowens 06,07,08
 David Dudley 96
 Jonathan Dunn 04,05,06,07
 Robert Dunn 95,96

- E -

Marion Easley 06,07,08
 Chris Eastmond 94
 Kenneth Edmundson 99,00,01
 Aaron Edwards 97,98,99,00,01
 Mark Ellis 98
 C.J. Emslie 97,98,99
Dorian Evans 08,09,10

- F -

Ayo Falae 05,06,07,08
 Ibrahim Fall 08,09
 John Fannan 93
 Greg Farinacci 97
 Kevin Faulkner 00,01,02
 Rick Finer 93,95,96,97
 Ken Flores 95,96
 Ryan Folsom 06,07,08,09,10
 Vinny Fonti 04,05,06,07
 Diondrey Ford 93,94
Frank Foreman 10
 Kevin Francis 94,95,96
 Chris Frank 03
Kyle Frazier 08,09,10
 Brian Frech 04,05,06,07
 Frank Fucetola 94
 Mike Fullan 07
 Justin Furman 96

G -

Anthony Galella 95,96,97,98
 Jeff Gallo 00,01,02,03
 Pete Galus 03
 Justin Garbolino 93,94,95,96
 Chris Garcia 08
Chris Gatti 10

Tyler George 08,09,10
 Moe Ghotok 07
 Jay Giberson 02,03
James Gilburn 10
 Rich Gildner 98
 Bobby Giles 06,07,08,09,10
 Doug Gillespie 97,99
 Patrick Giminez 96,97
 Jason Glenn 99
 Jason Gmitter 94,95,96,97
 Jordan Good 05,06,07
Jarrold Goodarz 09,10
 Chuck Gookins 01,02
 Jirmad Gordon 00,01
 Ryan Grant 93,94,95
 Kevin Green 93
 Anthony Grieco 94,95,97
 Jairo Guillermo 93,94,95
Jose Gumbs 07,08,09,10

- H -

Bill Hagan 96,97,98,99
 Joe Hage 94
 Kevin Hahn 07,08,09
 Kendall Haley 07,08,09,10
 Josh Halladay 06,07
 Matt Harmon 93
 Keith Harper 00,01,02
Brad Harris 09,10
 Marc Harris 96
 Ian Hatch 97
 Neal Haynes 05,06,07
 Sean Hefferon 01,02,03
 Eric Heiss 96
 Ed Helfrey 00,01,02,03
Darvin Henderson 08,09,10
 Charlie Henry 05
 Matt Herdman 98,99,00,01
 John Higgerson 96,97
 Brian Higgins 93
 Kevin Higgins 94
Reggie Hildebrandt Jr. 10
 Chris Hill 06
 Matt Hill 03,04,05,06
 Tim Hiltwine 02,03,04
 Brian Hirshblond 96
 Chris Hogan 10
 William Holder 93,94,96,97
 Chris Hooper 96
Brett Hoppel 10
 Greg Howard 95,96,97
 Larry Hudson 05,06,07
Mike Hunchak 09,10
 Anthony Hunt 94,95,96,97
 Brian Hunt 95,96,98
 Joe Hurley 06,07,08,09,10
 Kevin Hutchison 00,01,02,03

- I -

Alex Iachetta 07
 Hazem Ibrahim 99,00,01
Joe Impreveduto 10
 Dan Iskra 01,02,03,04
 Bobby Isom 98

- J -

Josh James 03,04,05
 Michael James 93,94,95,96
 Tom Jeleniewski 94
 Eddie Jewel 09,10
 David Jiles 02,03,04,05,06
 Will Johnson 10
Reece Johnston 10
 Peter Jones 93,94
 Corbett Jones 95
 Teheran Jones 93,94,95
 Justin Jurkowski 05

- K -

Roy Kachouh 97
Gary Kagan 10
 Tom Kalieta 94,95,96
 James Kammer 93
 Fred Kampf 94
 David Kantor 95
 Tucker Karl 08
 Bill Kelliher 93,94,95,96
 Michael Kelly 94

James Kendzulak 94
 Brendan Kennedy 02,03,04,05
 David Kennedy 06,07,08,09
 Rich Kenny 98,99
 Sean Kerr 00,01,02,03
 Cornell Key 97,98,99,00
 Chris Kiley 05,06,07,08
 Derek King 07
 Jeff King 06,07,08
 David Kircher 04
 Ron Kister 94,95
 Liam Klein 96,97,98,99
 Nick Kolitsidas 97,99
 Jeff Kolodziejczyk 02,03,04
 Michael Kress 93,94,95,96
Mahommad Kromah 10
 Walter Krystopik 93,94,95,96
 Michael Kryszowski 93
Austin Kugler 08,09,10

- L -

Justin Lahullier 94
 Pierre LaFontant 07
 Alex Laipple 07,08,09
 Pat Landis 97, 98, 99, 00
 Tom Larkin 05,06,07
 Justin Lattimore 05
Bill Lauch 10
 Ron Lauch 06,07,08,09
Jimmy Lawson 10
 Mark Letiziano 95
 Eric Lewin 93
 David Lewis 93, 94, 95, 96
 Chris Lewnes 07
 Erik Lindquist 97, 98
 Joe Little 93, 94, 95, 96
 Jeffrey Lloyd 94
 Nick LoCastro 05,06,07,08
 Brian Lockley 93, 94
John Lockwood 09,10
Rich Lorfing 09,10
 Rob Lomoriello 02,03,04,05
 Bobby Lopez 97
 Ashon Lovick 97
Chris Luma 08,09,10
 Rob Lutz 03,04,05,06
 Billy Lynn 00,01,02,03
 Michael Lyons 10

- M -

Vinny Maglione 94
 Michael Maguire 94
 Chad Maldonado 93,94,95
 Chris Mandell 98,99,00
 Andrew Mandeville 06,07,08,09,10
 Ron Manrique 96
 Bo Manton 03
 Carmen Marano 93,94,95,96
 Matt Martin 03,04
 Scott Masotti 09,10
Chris Mastrangelo 07,08,09,10
 Frank Mastrangelo 01
 Maroun Mattar 97,98
 Tom Mauro 03,04,05,06
 Bob Mawhinney 94
 Eji Maxilom 99,00
Brandon Maxwell 09,10
 Lenny May 95,96,97
 Erik Mazur 96,97,98,99
 Brian McAleenan 96,97,98,00
 Mike McClelland 03,04,05,06
 Jamaal McClintock 05,06
 Mark McCree 93
 Kevin McCullough 94
 Erik McCutcheon 07,08,09
Kyle McGuire 09,10
Mike McLafferty 09,10
 Peter Jones 94
 Keith McPherson 08,09
 Josh Medrano 97,98
 Mike Medrano 96,97
 Chris Mejia 08
 Brendan Mellen 05,06
 John Mendes 93,94,95,96
 Mike Mendes 96,97
 Jeremy Mercer 05
 Matt Merklinger 98,99,00,01
 Bart Merlino 94
 Joe Migliore 02,03,04
Dino Molina 08,09,10
 Ryan Monday 93,94,95,96
 Dave Monro 95,96,97,98
 John Montillo 93

MONMOUTH FOOTBALL ALL-TIME ROSTER

Mike Mordaga 10
 Jason Morgan 97
 Bilal Morris 06
 Tom Mulvaney 93
 Alex Muka 09
 John Murphy 93,94
Mike Murphy 08,09,10
 Terry Murphy 93,94,95,96
 Fred Muselli 93
 Andrew Musick 05,06,07,08,09

- N -

Pete Nagy 10
 John Nalbhone 05,06,07,08
 Chad Naphegyi 93,94
 Rick Nappi 09,10
Corey Neal 10
 Glenn Nicholl 01
 Darrell Nick 97,98,99,00
 Tom Nista 94,95,96
 Chris Nordt 97
 Mike Normand 97,98,99,00
 Mike Novak 93
 Aaron Nowlan 93
 Mike Nunziato 04,05,06

- O -

Buddy O'Brien 94
Patrick O'Hara 10
 Ed O'Neil 99
 Ralph O'Neil 93,94,95,96
 Brendan O'Neil 93
 Dave Ogden 07,08,09,10
 Jesse Orbach 03,04,05
 Chris Orsogna 93,94
 Mike Osborne 98
 Jared Osborne-Revis 07
 John Ott 93
Tom Ottaiano 10

- P -

Josh Pack 08,09
Justin Pandorf 09,10
 Cary Parkes 93
Vic Pasquariello 08,10
 Ken Patner 96
Josh Patterson 09,10
 Terry Paul 07
 Bryan Peck 97,98,99,00
 Isabelino Pellot 94
Craig Peterson 08,09,10
 Ryan Peterson 99,00,01,02
 Dave Petruzzi 04
Elijah Phillips 09,10
 Bill Pietsch 95,96
 Mike Pizzulli 05,06
 Mike Pitts 99,00,01,02
 Anthony Pizzimenti 95,96,97
 Eric Platt 96,97,98,99
 Matt Plautz 09,10
 Bob Pluta 00,01,02,03
 Ron Polakowski 93,94,95,96
 Damon Poland 07
Mitchell Pollard 10
 Donald Povia 97
Mike Pranusis 08,09,10
 Terry Pratt 99
 David Presby 08
 John Principe 94,96,97
 Mike Principe 95,96,97
 Damon Pruitt 94,95
 Bill Pullen 96,97,98,99
 Matt Putchat 94,95

- Q -

John Queli 93,94
 Matt Quinn 96,97,98

- R -

Bill Rankin 00,01,02
 Pete Raspitzi 01,02,03
 Ed Ratyniak 02,03,04
 Dan Reddy 96,97
 Chris Reed 94,95,97,98
 Chris Reed 04,05,06,07
 James Reid 08,09
 Jay Ricciardi 03,04

Thaddeus Richards 10
 Robert Ridley 94,95,96,98
 David Riebe 93
 Uriel Riley 97,98,00,01
 Jay Roach 98,99,00,01
 Brian Robinson 06,07
 Jay Robinson 06,07
 Mike Roeder 07,08,09,10
Jon Rogers 08,09,10
 Nick Romeo 06,07,08,09,10
 Derek Rosinski 06,07,08,09
 Tony Rock 94
 Shawn Romanchek 93
 Justin Rosato 00,01,02
 Doug Rossback 93,94
 Patty Ruberto 96,97
 Milan Rudanovic 03
 Mitar Rudanovic 03
 Danny Ruland 94,95,96,97
 Victor Rullis 95,96

- S -

Dan Sabella 94,95,96,97
 Lenny Salese 96
 Mike Salvatore 93,94,95,96
 Kwame Samuda 97
 Rodney Salomon 07,08,09
Abe Sanchez 10
 Tony Sandrene 97
 Adam San Miguel 04,05,06,07
 David Santana 95
 Steve Santi 96,97,99,00
 Vinnie Sasso 94,95,96,97
 Nick Schneider 06
 Steve Scholl 06
 John Schultzel 97,98,99,00
 Tom Schultzel 00,01
 Jeff Scoras 01
 Jonathan Scott 97,98
 Dennis Scuderi 97,98
 Joel Sechler 04,05,06
 Joe Sentipal 99,00,01,02,03
 David Shalhoub 93
 Shane Sharpley 04,05,06
 Billy Shea 97
 Marcus Shell 06,07,08
 Steve Shima 96
 Matt Shreibman 96
Josh Siemanowicz 10
 Josh Sienkiewicz 95
Ian Simon 10
 Norm Simon 95,96,98
 Joe Simmons 97
 David Sinisi 06,07,08,09
 Dan Sizelove 03,04,05,06
 Bob Skellenger 05,06,07
Andrew Sklover 09,10
 Ryan Skorupka 06,07
Bilal Sloan El 08,09,10
 Bill Smith 96,97
 Bobby Smith 01,02,03,04,05
 Chad Smith 99,00,01
 Rico Smith 94,95
 Stephen Smith 95,96
 Victor Smith 98
 Matt Sosnovik 00,01,03,04
Eric Spillane 10
 Michael Spirito 95
 Markice Stephens 97,98,99,00
 Doug Sterk 95,96,97,98
 Kevin Sterling 06,07,08,09
Neal Stealing 10
 Matt Sterner 06,07,08
 Doug Stetz 00,01,02
 Todd Stevens 99,00,01,02
 Emmanuel Stinson 94,95,96,97
 Mike Stoia 00,01,02
 Joe Stodolak III 06,07,08
 Jon Stolarz 07,08,09
 Joey Stout 98
 Colin Sumter 00,01
Dan Sullivan 10
Jim Sullivan 07,08,09,10
 Aaron Suozzo 02,03,04,05
Andrew Sutton 09,10
 Robert Swan 93
 Brian Sweeney 03,04,05,06
 Nick Szymanski 93,94,95,96

- T -

Ennis Thompson 95,96,97,98
Al Tillerson 10
 Demond Timmons 94,95
 Nick Timpone 05
 John Tirico 93,94,95,96
 Shawn Tisch 94
 Bryan Tiscia 06,07
 Joe Tramutolo 97,98,99,00
 Paul Trass 05
 Mike Travis 97,98,99,00
 Stephen Traviglino 07
 Mike Trombetta 97,98,99,00
 James Tucker 93
Kyle Tucker 10
 Todd Twomey 94,95,96,97

- U -

Dan Unkel 99,00,01
Mike Upham 09,10

- V -

Jeff Varcadipane 97
 Joe Valenti 07,08,09,10
 Jerry Valerius 98
Josh Vallejos 08,09,10
 Jim Varick 93,94,95,96
 Anthony Verdi 95,96,97,98
Tyler Verga 10
 Jon Viggiano 96,97
 Shaquan Virgil 08
 Mike Vitellaro 94,95
 Mike Viturello 00,01,02

- W -

Jack Wagner 93
 Brooks Walker 00
 Tyhquan Walker 00,01
Ben Wallace 10
 Kevin Walsh 05,06,07,08
 Josh Walter 04
 Robert Ward 95,96,97,98
 Jelaine Watts 94
 Michael Wanat 93
 Craig Warren 93
 Fred Weingart 05,06,07,08
 Marvin Whitest 95,96
 Chris Wickham 10
 Chris Wielgosz 99,00,01,02
 Brian Williams 95,96
 Fred Williams 01,02,03
 Johnny Williams 05
 Antwan Williamson 02,03,04,05
 Matt Wilson 93,94,95,96
 Marcus Winters 93,94
 Jay Wolfstirn 99,00,01,02
 Billy Worfolk 01,02,03,04
 Art Wright 08,09
 Shawn Wright 06,07,08,09,10

- Y -

Matt Yascko 93
 Jake Yates 09
 Erik Yngstrom 03,04,05,06
 Corey Yngstrom 05,06
 Matt Young 93
 Tory Yudin 07,08

- Z -

Jameson Zacharias 09,10
 Tom Zdanowicz 95,96,97,98

2011 OPPONENTS COMPOSITE SCHEDULE

	09.03.11	09.10.11	09.17.11	9.24.11	10.01.11	10.08.11	10.15.11	10.22.11	10.29.11	11.05.11	11.12.11	11.19.11
LEHIGH	MONMOUTH	NEW HAMPSHIRE	at Princeton	LIBERTY	YALE	at Bucknell	at Fordham	OLD DOMINION	at Colgate	HOLY CROSS	GEORGETOWN	LABRETTE
VILLANOVA	at Temple (9/07)	at Towson	MONMOUTH	PENN	WILLIAM & MARY	at New Hampshire	at James Madison	at Virginia	MAINE	at Massachusetts	at Delaware	DELAWARE
CENTRAL CONN. STATE	SOUTHERN CONNECTICUT	at James Madison	at Wagner	MONMOUTH	SACRED HEART	at Massachusetts	at Duquesne	ALBANY	at Saint Francis	ROBERT MORRIS	at Saint Francis	at Bryant
ROBERT MORRIS	DARTON	at Liberty	at Morgan State		at Monmouth	at Monmouth	at Albany	BRYANT	SACRED HEART	at Central Connecticut	WAGNER	at Duquesne
COLGATE	ALBANY	at Holy Cross	at Dartmouth	at Towson	FOREHAM	at Monmouth	CORNELL	at Georgetown	LEIGH	at Lafayette	at Lafayette	BUCKNELL
BRYANT	at Maine	AMERICAN INTL	at Sacred Heart	WAGNER	at Duquesne	STONEHILL	MONMOUTH	at Robert Morris	at Albany	at Albany	SAINT FRANCIS	CENTRAL CONNECTICUT
SACRED HEART	MARIST		BRYANT	DARTMOUTH	at Central Connecticut	at Columbia	SAINT FRANCIS	MONMOUTH	at Robert Morris	at Wagner	DUQUESNE	at Albany
DUQUESNE	at Bucknell	at Dayton	VULFORDS	at Saint Francis	BRYANT	at Albany	CENTRAL CONNECTICUT	WAGNER	at Monmouth	at Monmouth	at Sacred Heart	ROBERT MORRIS
SAINT FRANCIS	at Wagner	at North Dakota	MOREHEAD	DUQUESNE	ALBANY	at Robert Morris	at Sacred Heart	at Youngstown	CENTRAL CONNECTICUT	MONMOUTH	at Bryant	at Monmouth
ALBANY	at Colgate		MAINE	at Columbia	at Saint Francis	DUQUESNE	ROBERT MORRIS	at Central Connecticut	at Wagner	BRYANT	at Monmouth	SACRED HEART
WAGNER	SAINT FRANCIS	at Richmond		CENTRAL CONNECTICUT	at Bryant	at Cornell	GEORGETOWN	DUQUESNE	ALBANY	SACRED HEART	at Robert Morris	at Monmouth